Site: AC1	Time: 2020/01/14 - 02:00
Limit: FCC_Part 15.209_RE(3m)	Engineer: Kevin Ker
Probe: TW RF Substitution 1-18GHz_2019	Polarity: Vertical
EUT: ACCESS POINT	Power: By PoE
Test Mode: Transmit by 802.11g at Channel 2412MHz	

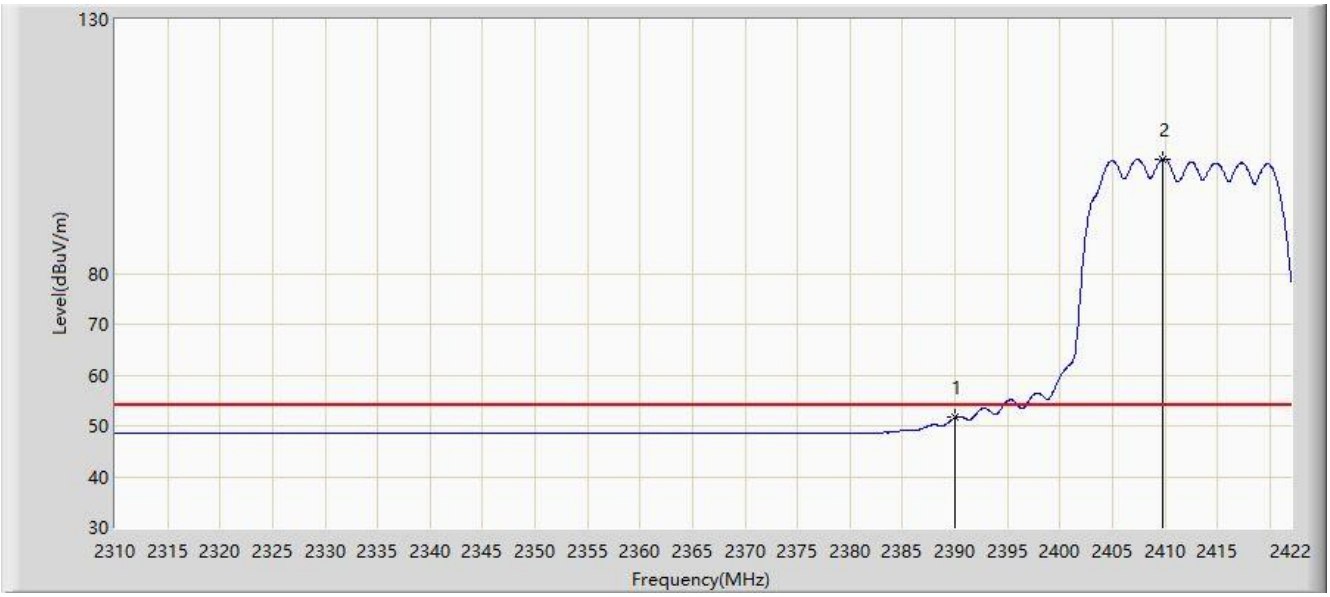

No	Flag	Mark	Frequency (MHz)	Measure Level (dBuV/m)	Reading Level (dBuV)	Margin (dB)	Limit (dBuV/m)	Factor (dB)	Type
1			2390.000	51.639	38.681	-2.361	54.000	12.958	AV
2		*	2409.792	102.567	89.768	N/A	N/A	12.799	AV

Note: Measure Level (dBµV/m) = Reading Level (dBµV) + Factor (dB)

Factor (dB) = Cable Loss (dB) + Antenna Factor (dB/m).

Site: AC1	Time: 2020/02/17 - 17:34
Limit: FCC_Part 15.209_RE(3m)	Engineer: Kevin Ker
Probe: BBHA 9120D_1-18GHz	Polarity: Horizontal
EUT: ACCESS POINT	Power: By PoE
Test Mode: Transmit by 802.11g at Channel 2437MHz	

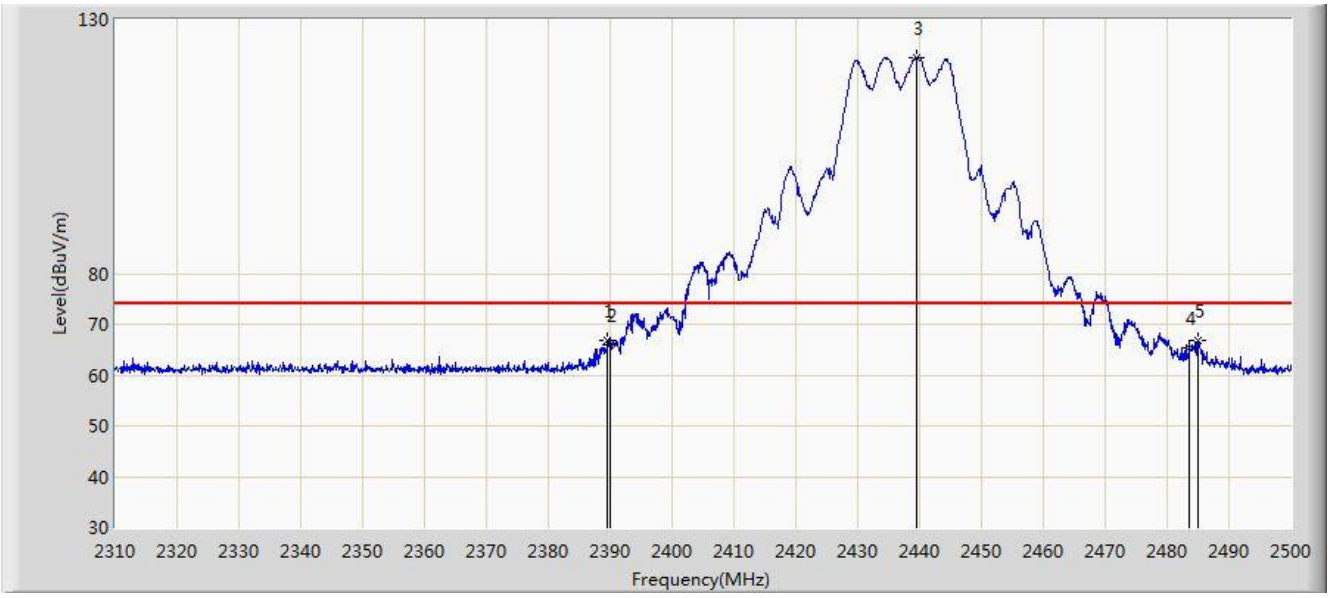

No	Flag	Mark	Frequency (MHz)	Measure Level (dBuV/m)	Reading Level (dBuV)	Margin (dB)	Limit (dBuV/m)	Factor (dB)	Type
1			2389.610	66.910	34.637	-7.090	74.000	32.273	PK
2			2390.000	65.870	33.596	-8.130	74.000	32.274	PK
3		*	2439.580	122.519	90.017	N/A	N/A	32.503	PK
4			2483.500	65.451	32.747	-8.549	74.000	32.704	PK
5			2484.895	66.687	33.976	-7.313	74.000	32.711	PK

Note: Measure Level (dBμV/m) = Reading Level (dBμV) + Factor (dB)

Factor (dB) = Cable Loss (dB) + Antenna Factor (dB/m).

Site: AC1	Time: 2020/02/17 - 17:38
Limit: FCC_Part 15.209_RE(3m)	Engineer: Kevin Ker
Probe: BBHA 9120D_1-18GHz	Polarity: Horizontal
EUT: ACCESS POINT	Power: By PoE
Test Mode: Transmit by 802.11g at Channel 2437MHz	

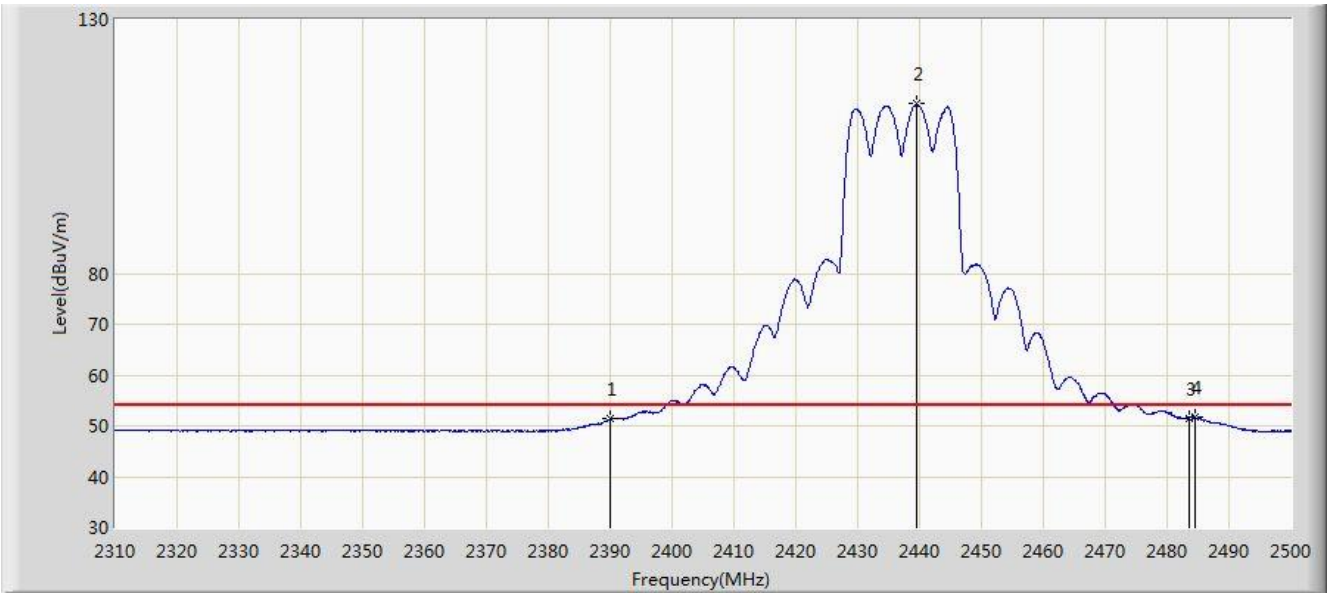

No	Flag	Mark	Frequency (MHz)	Measure Level (dBuV/m)	Reading Level (dBuV)	Margin (dB)	Limit (dBuV/m)	Factor (dB)	Type
1			2390.000	51.332	19.058	-2.668	54.000	32.274	AV
2	X	*	2439.485	113.393	80.891	N/A	N/A	32.502	AV
3			2483.500	51.553	18.849	-2.447	54.000	32.704	AV
4			2484.515	51.642	18.933	-2.358	54.000	32.709	AV

Note: Measure Level (dBµV/m) = Reading Level (dBµV) + Factor (dB)

Factor (dB) = Cable Loss (dB) + Antenna Factor (dB/m).

Site: AC1	Time: 2020/02/17 - 17:40
Limit: FCC_Part 15.209_RE(3m)	Engineer: Kevin Ker
Probe: BBHA 9120D_1-18GHz	Polarity: Vertical
EUT: ACCESS POINT	Power: By PoE
Test Mode: Transmit by 802.11g at Channel 2437MHz	

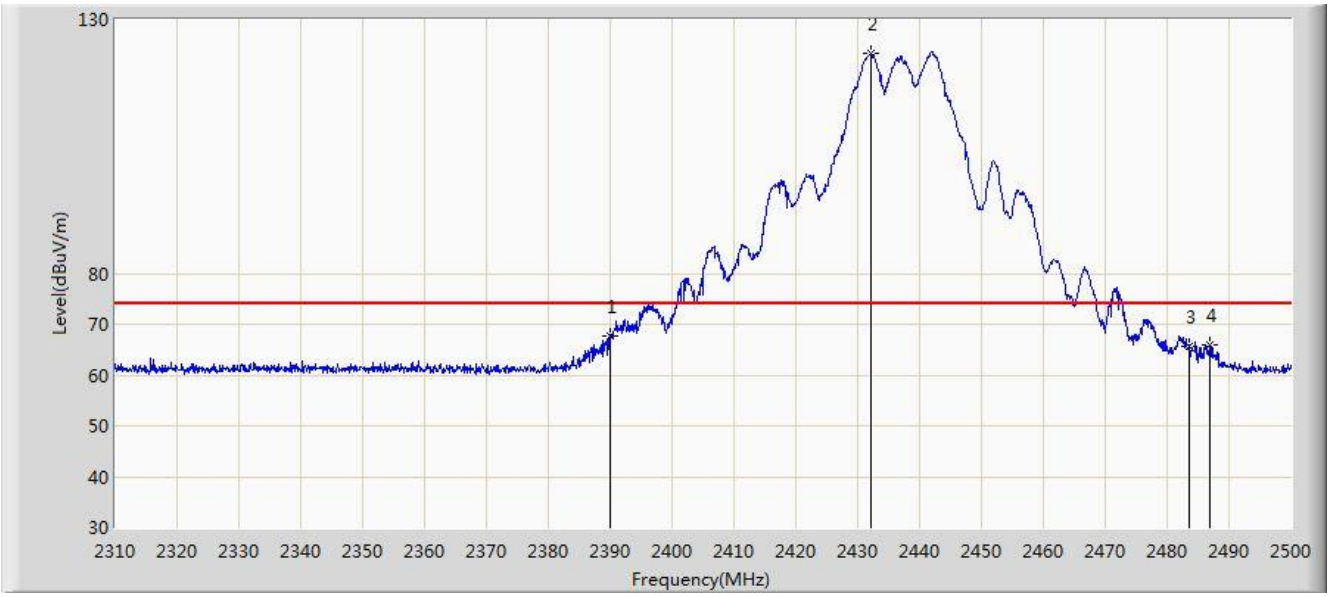

No	Flag	Mark	Frequency (MHz)	Measure Level (dBuV/m)	Reading Level (dBuV)	Margin (dB)	Limit (dBuV/m)	Factor (dB)	Type
1			2390.000	67.537	35.263	-6.463	74.000	32.274	PK
2		*	2432.075	123.382	90.915	N/A	N/A	32.468	PK
3			2483.500	65.743	33.039	-8.257	74.000	32.704	PK
4			2486.890	66.081	33.361	-7.919	74.000	32.719	PK

Note: Measure Level (dBμV/m) = Reading Level (dBμV) + Factor (dB)

Factor (dB) = Cable Loss (dB) + Antenna Factor (dB/m).

Site: AC1	Time: 2020/02/17 - 17:41
Limit: FCC_Part 15.209_RE(3m)	Engineer: Kevin Ker
Probe: BBHA 9120D_1-18GHz	Polarity: Vertical
EUT: ACCESS POINT	Power: By PoE
Test Mode: Transmit by 802.11g at Channel 2437MHz	

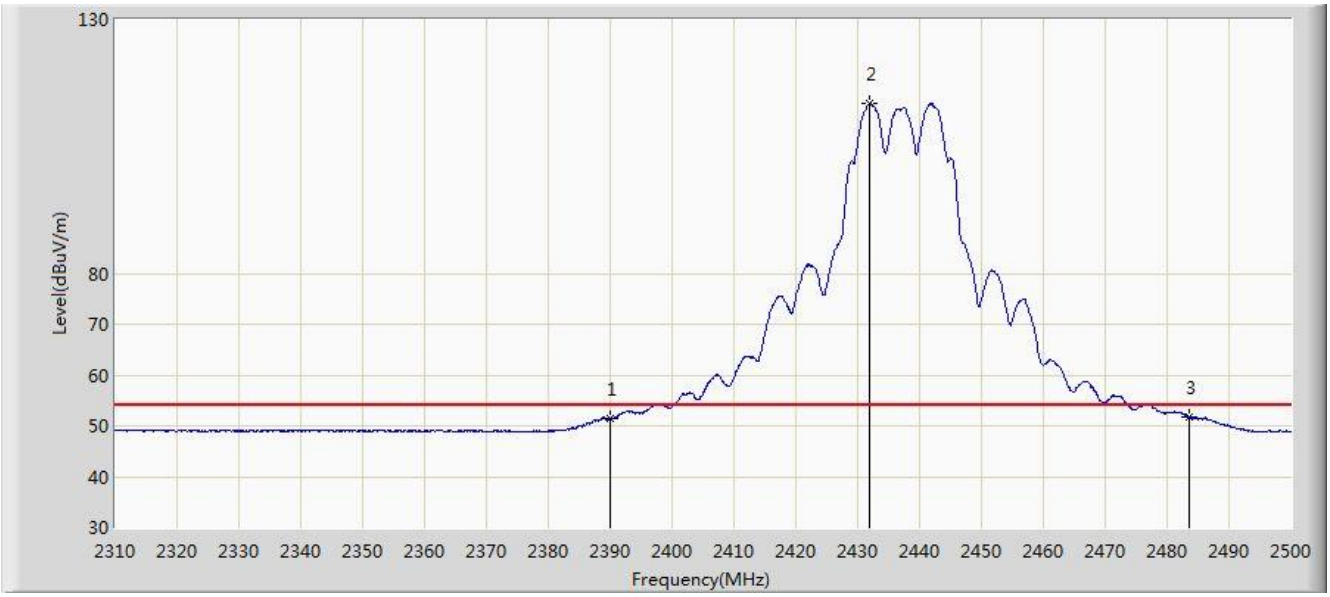

No	Flag	Mark	Frequency (MHz)	Measure Level (dBuV/m)	Reading Level (dBuV)	Margin (dB)	Limit (dBuV/m)	Factor (dB)	Type
1			2390.000	51.349	19.075	-2.651	54.000	32.274	AV
2	X	*	2431.790	113.393	80.927	N/A	N/A	32.466	AV
3			2483.500	51.739	19.035	-2.261	54.000	32.704	AV

Note: Measure Level (dBµV/m) = Reading Level (dBµV) + Factor (dB)

Factor (dB) = Cable Loss (dB) + Antenna Factor (dB/m).

Site: AC1	Time: 2020/02/17 - 09:18
Limit: FCC_Part 15.209_RE(3m)	Engineer: Kevin Ker
Probe: TW RF Substitution 1-18GHz_2019	Polarity: Horizontal
EUT: ACCESS POINT	Power: By PoE
Test Mode: Transmit by 802.11g at Channel 2462MHz	

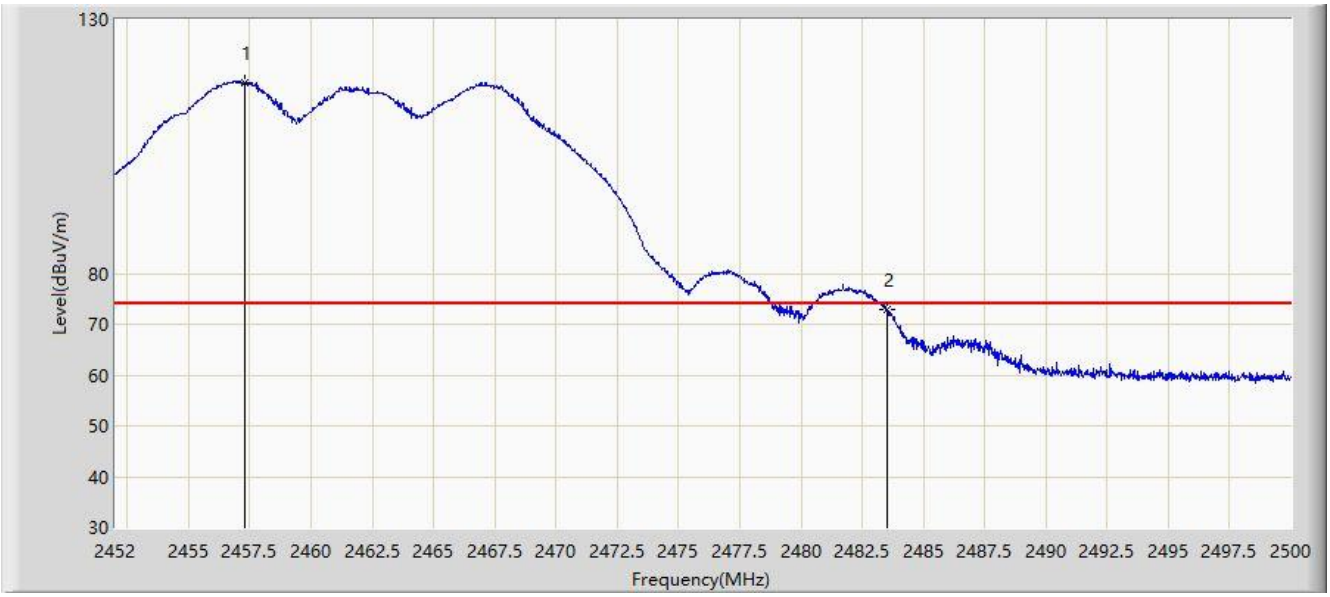

No	Flag	Mark	Frequency (MHz)	Measure Level (dBuV/m)	Reading Level (dBuV)	Margin (dB)	Limit (dBuV/m)	Factor (dB)	Type
1		*	2457.280	117.668	105.835	N/A	N/A	11.833	PK
2			2483.500	72.796	61.019	-1.204	74.000	11.777	PK

Note: Measure Level (dBµV/m) = Reading Level (dBµV) + Factor (dB)

Factor (dB) = Cable Loss (dB) + Antenna Factor (dB/m).

Site: AC1	Time: 2020/02/17 - 09:27
Limit: FCC_Part 15.209_RE(3m)	Engineer: Kevin Ker
Probe: BBHA 9120D_1-18GHz	Polarity: Horizontal
EUT: ACCESS POINT	Power: By PoE
Test Mode: Transmit by 802.11g at Channel 2462MHz	

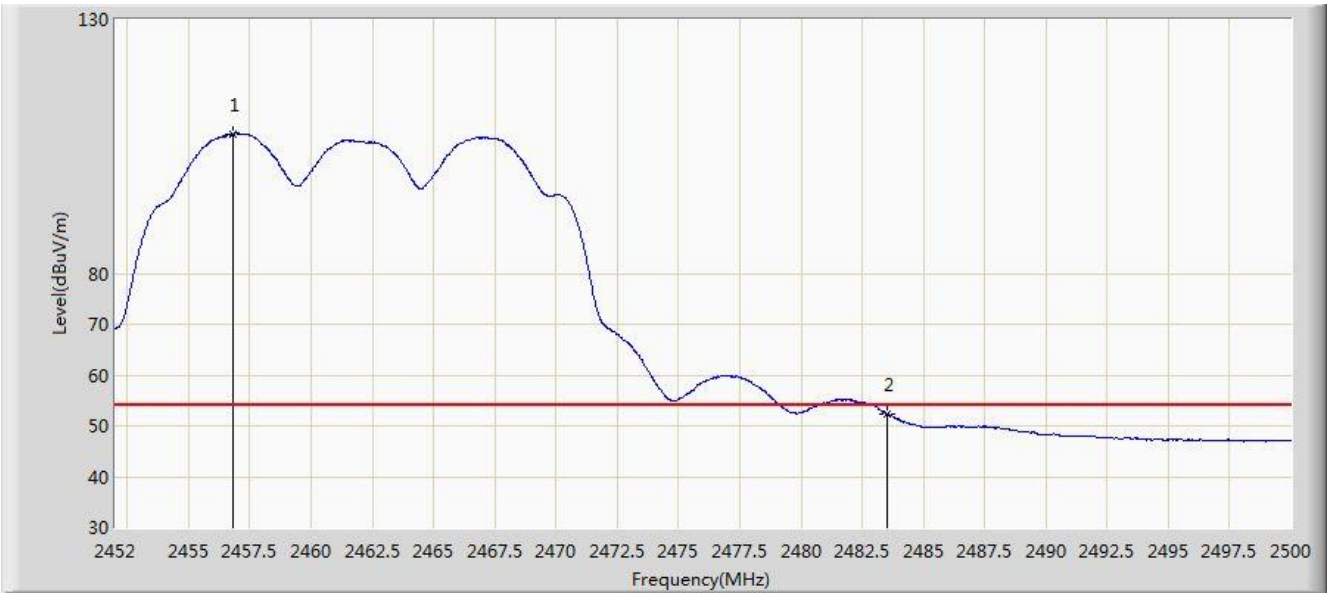

No	Flag	Mark	Frequency (MHz)	Measure Level (dBuV/m)	Reading Level (dBuV)	Margin (dB)	Limit (dBuV/m)	Factor (dB)	Type
1		*	2456.824	107.385	74.803	N/A	N/A	32.581	AV
2			2483.500	52.388	19.684	-1.612	54.000	32.704	AV

Note: Measure Level (dBµV/m) = Reading Level (dBµV) + Factor (dB)

Factor (dB) = Cable Loss (dB) + Antenna Factor (dB/m).

Site: AC1	Time: 2020/02/15 - 17:15
Limit: FCC_Part 15.209_RE(3m)	Engineer: Kevin Ker
Probe: BBHA 9120D_1-18GHz	Polarity: Vertical
EUT: ACCESS POINT	Power: By PoE
Test Mode: Transmit by 802.11g at Channel 2462MHz	

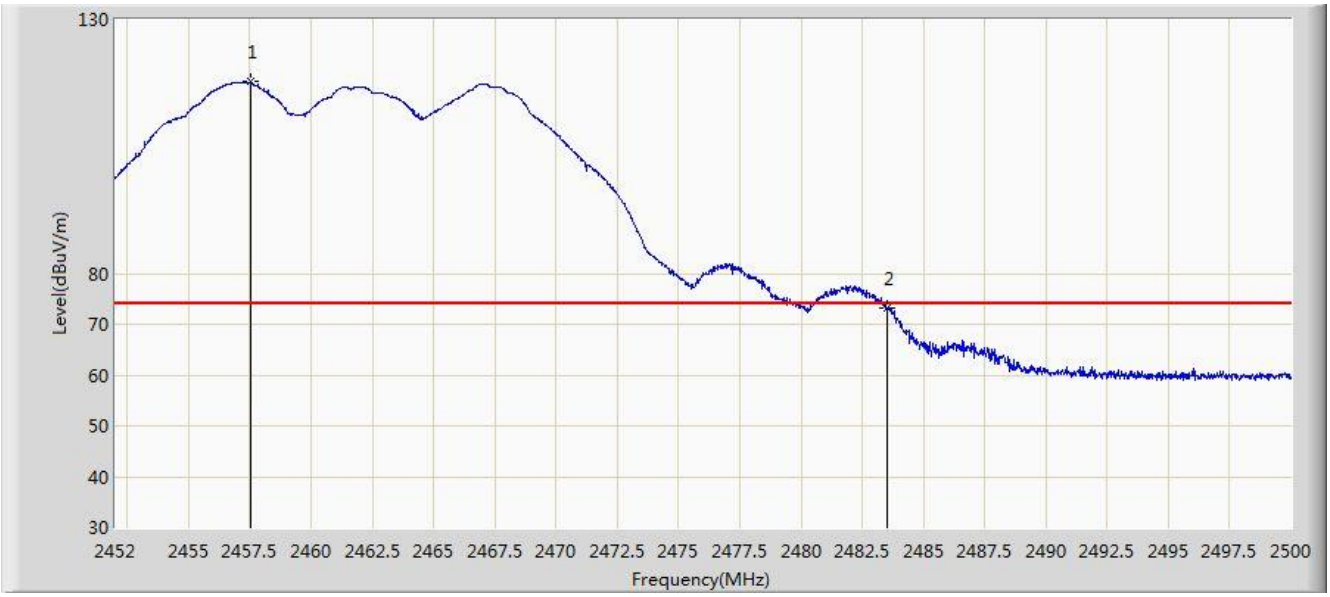

No	Flag	Mark	Frequency (MHz)	Measure Level (dBuV/m)	Reading Level (dBuV)	Margin (dB)	Limit (dBuV/m)	Factor (dB)	Type
1		*	2457.520	117.768	85.183	N/A	N/A	32.585	PK
2			2483.500	73.176	40.472	-0.824	74.000	32.704	PK

Note: Measure Level (dBµV/m) = Reading Level (dBµV) + Factor (dB)

Factor (dB) = Cable Loss (dB) + Antenna Factor (dB/m).

Site: AC1	Time: 2020/02/15 - 17:17
Limit: FCC_Part 15.209_RE(3m)	Engineer: Kevin Ker
Probe: BBHA 9120D_1-18GHz	Polarity: Vertical
EUT: ACCESS POINT	Power: By PoE
Test Mode: Transmit by 802.11g at Channel 2462MHz	

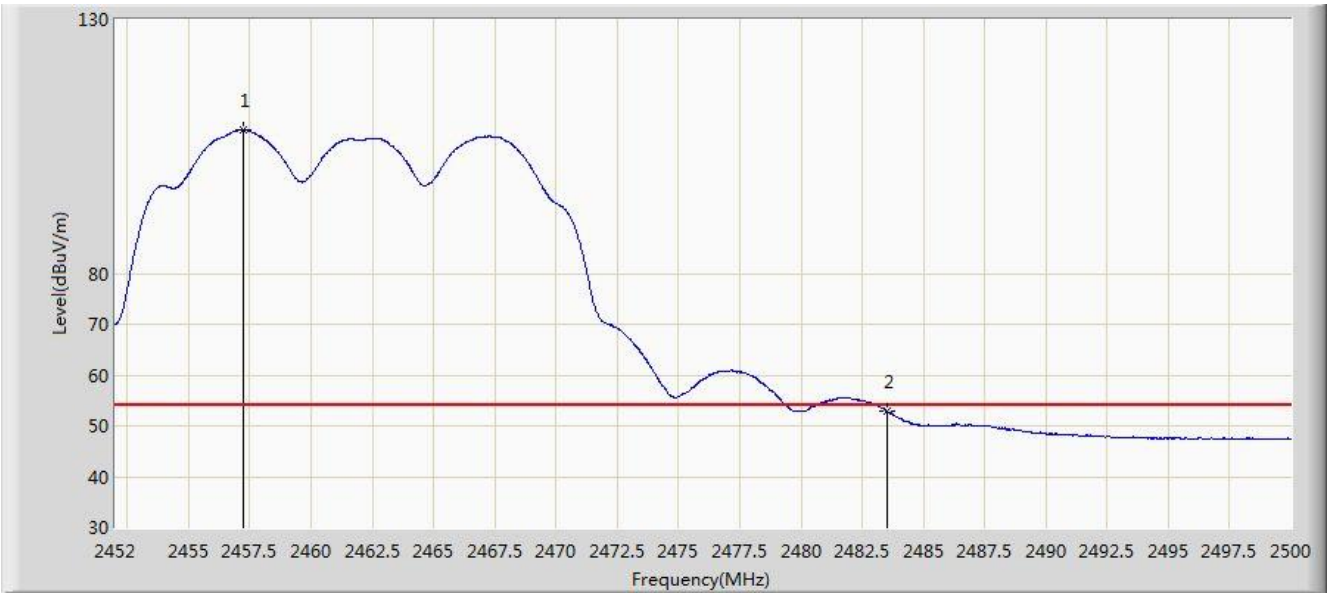

No	Flag	Mark	Frequency (MHz)	Measure Level (dBuV/m)	Reading Level (dBuV)	Margin (dB)	Limit (dBuV/m)	Factor (dB)	Type
1	X	*	2457.208	108.227	75.644	N/A	N/A	32.584	AV
2			2483.500	52.854	20.150	-1.146	54.000	32.704	AV

Note: Measure Level (dBµV/m) = Reading Level (dBµV) + Factor (dB)

Factor (dB) = Cable Loss (dB) + Antenna Factor (dB/m).

Site: AC1	Time: 2020/02/17 - 09:38
Limit: FCC_Part 15.209_RE(3m)	Engineer: Kevin Ker
Probe: BBHA 9120D_1-18GHz	Polarity: Horizontal
EUT: ACCESS POINT	Power: By PoE
Test Mode: Transmit by 802.11n-HT20 at Channel 2412MHz	

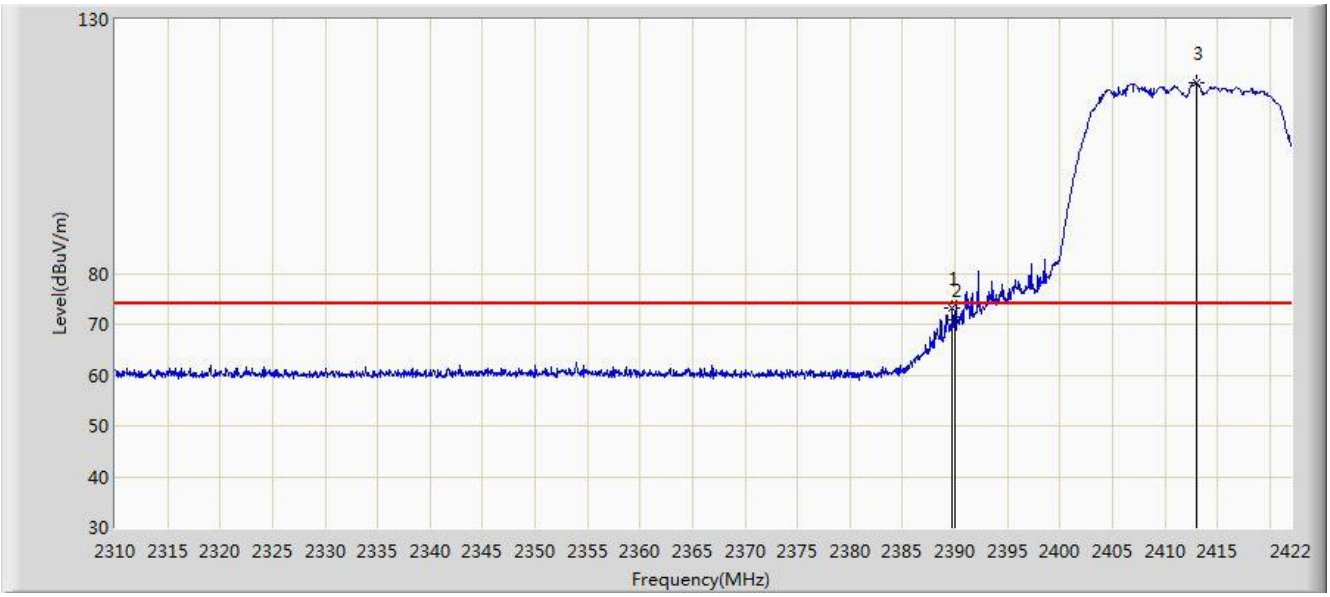

No	Flag	Mark	Frequency (MHz)	Measure Level (dBuV/m)	Reading Level (dBuV)	Margin (dB)	Limit (dBuV/m)	Factor (dB)	Type
1			2389.744	73.088	40.815	-0.912	74.000	32.273	PK
2			2390.000	70.776	38.502	-3.224	74.000	32.274	PK
3		*	2413.040	117.428	85.049	N/A	N/A	32.379	PK

Note: Measure Level (dBµV/m) = Reading Level (dBµV) + Factor (dB)

Factor (dB) = Cable Loss (dB) + Antenna Factor (dB/m).

Site: AC1	Time: 2020/02/17 - 09:36
Limit: FCC_Part 15.209_RE(3m)	Engineer: Kevin Ker
Probe: BBHA 9120D_1-18GHz	Polarity: Horizontal
EUT: ACCESS POINT	Power: By PoE
Test Mode: Transmit by 802.11n-HT20 at Channel 2412MHz	

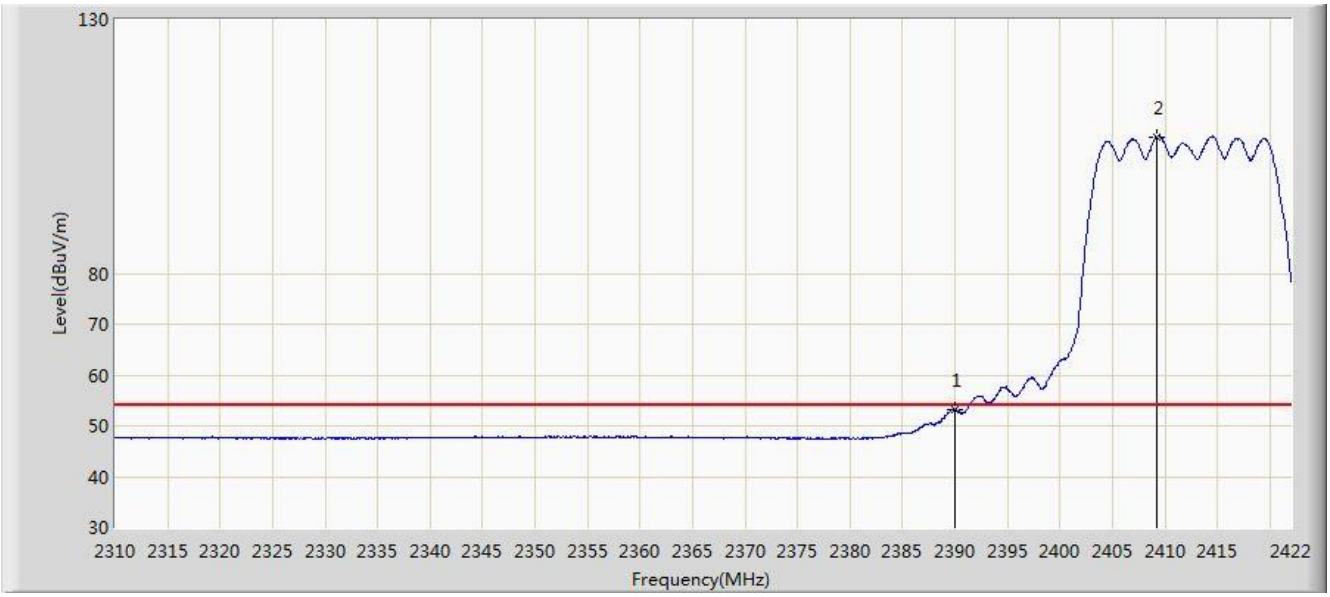

No	Flag	Mark	Frequency (MHz)	Measure Level (dBuV/m)	Reading Level (dBuV)	Margin (dB)	Limit (dBuV/m)	Factor (dB)	Type
1			2390.000	53.089	20.815	-0.911	54.000	32.274	AV
2		*	2409.288	106.904	74.542	N/A	N/A	32.362	AV

Note: Measure Level (dBµV/m) = Reading Level (dBµV) + Factor (dB)

Factor (dB) = Cable Loss (dB) + Antenna Factor (dB/m).

Site: AC1	Time: 2020/02/17 - 09:42
Limit: FCC_Part 15.209_RE(3m)	Engineer: Kevin Ker
Probe: BBHA 9120D_1-18GHz	Polarity: Vertical
EUT: ACCESS POINT	Power: By PoE
Test Mode: Transmit by 802.11n-HT20 at Channel 2412MHz	

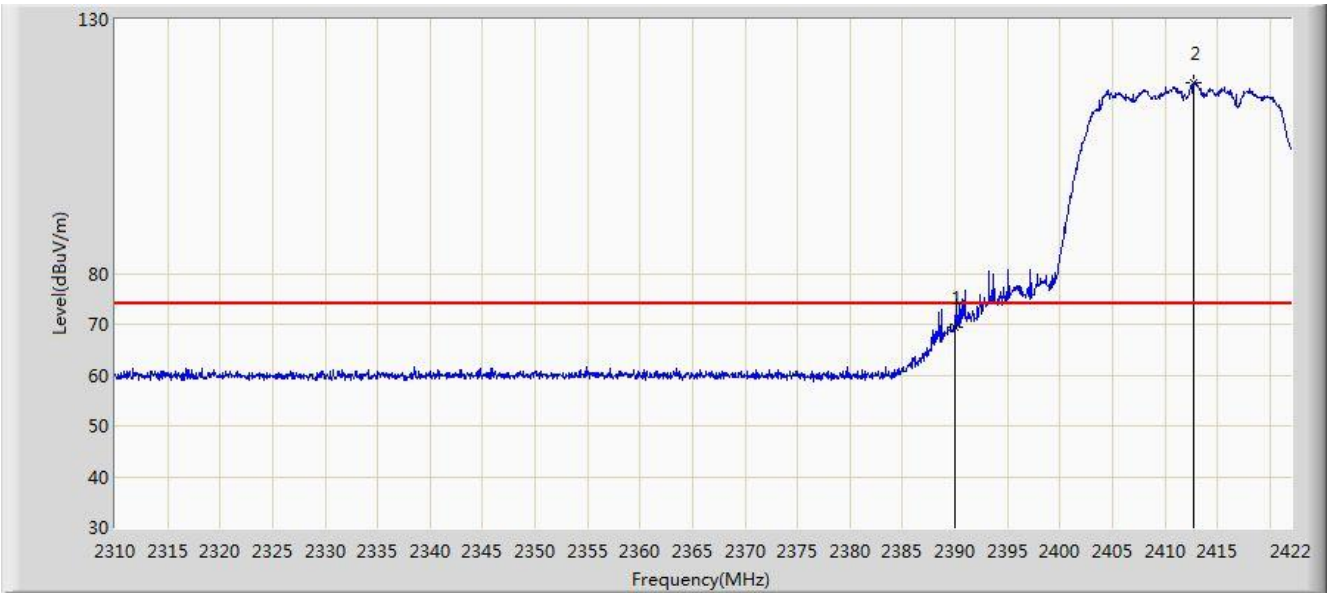

No	Flag	Mark	Frequency (MHz)	Measure Level (dBuV/m)	Reading Level (dBuV)	Margin (dB)	Limit (dBuV/m)	Factor (dB)	Type
1			2390.000	69.302	37.028	-4.698	74.000	32.274	PK
2		*	2412.704	117.481	85.103	N/A	N/A	32.378	PK

Note: Measure Level (dBµV/m) = Reading Level (dBµV) + Factor (dB)

Factor (dB) = Cable Loss (dB) + Antenna Factor (dB/m).

Site: AC1	Time: 2020/02/17 - 09:44
Limit: FCC_Part 15.209_RE(3m)	Engineer: Kevin Ker
Probe: BBHA 9120D_1-18GHz	Polarity: Vertical
EUT: ACCESS POINT	Power: By PoE
Test Mode: Transmit by 802.11n-HT20 at Channel 2412MHz	

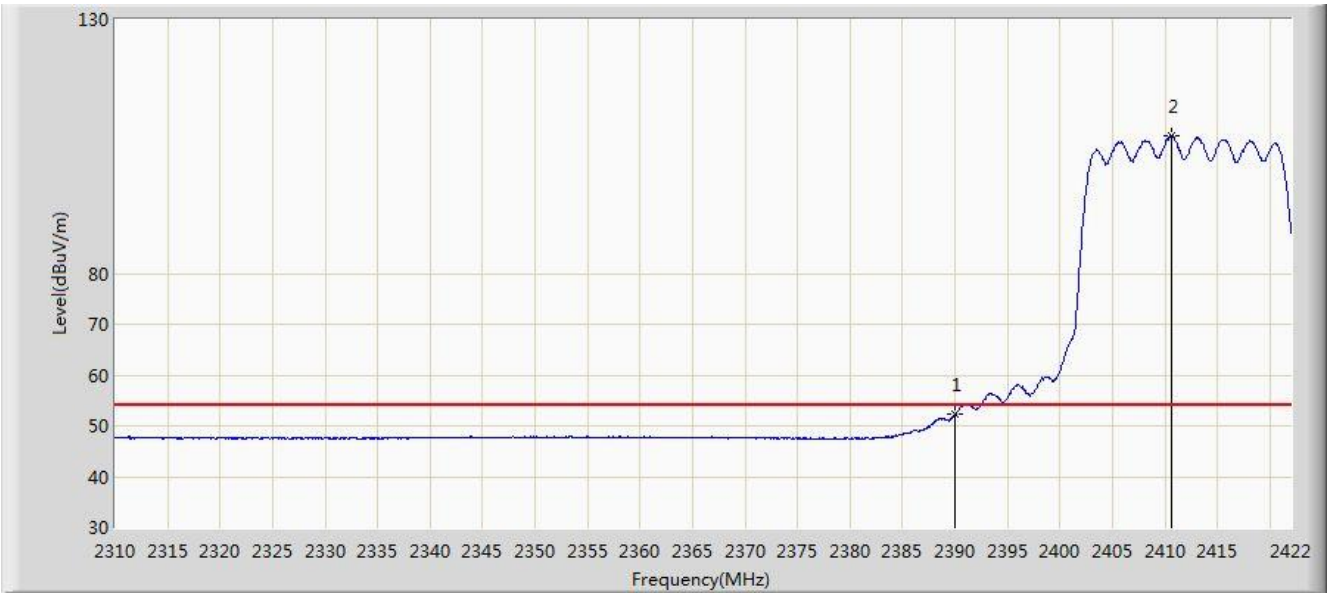

No	Flag	Mark	Frequency (MHz)	Measure Level (dBuV/m)	Reading Level (dBuV)	Margin (dB)	Limit (dBuV/m)	Factor (dB)	Type
1			2390.000	52.296	20.022	-1.704	54.000	32.274	AV
2		*	2410.632	107.180	74.812	N/A	N/A	32.368	AV

Note: Measure Level (dBµV/m) = Reading Level (dBµV) + Factor (dB)

Factor (dB) = Cable Loss (dB) + Antenna Factor (dB/m).

Site: AC1	Time: 2020/02/17 - 18:01
Limit: FCC_Part 15.209_RE(3m)	Engineer: Kevin Ker
Probe: BBHA 9120D_1-18GHz	Polarity: Horizontal
EUT: ACCESS POINT	Power: By PoE
Test Mode: Transmit by 802.11n-HT20 at Channel 2437MHz	

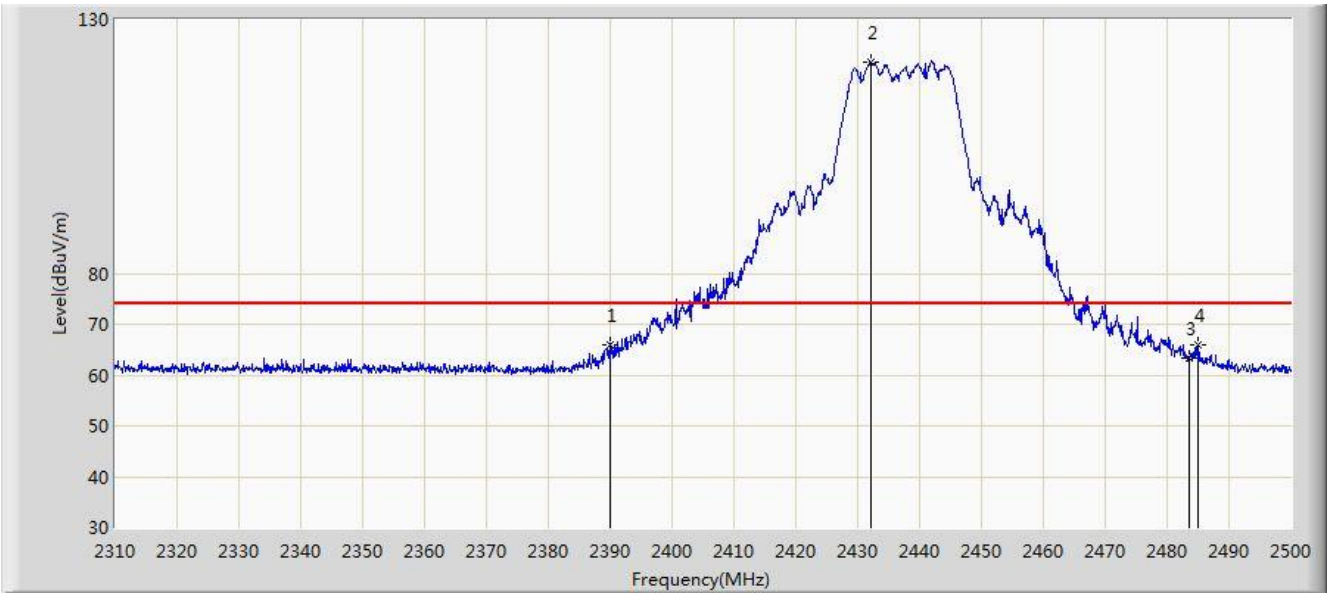

No	Flag	Mark	Frequency (MHz)	Measure Level (dBuV/m)	Reading Level (dBuV)	Margin (dB)	Limit (dBuV/m)	Factor (dB)	Type
1			2390.000	65.839	33.565	-8.161	74.000	32.274	PK
2		*	2432.075	121.709	89.242	N/A	N/A	32.468	PK
3			2483.500	63.407	30.703	-10.593	74.000	32.704	PK
4			2484.990	65.825	33.114	-8.175	74.000	32.711	PK

Note: Measure Level (dBμV/m) = Reading Level (dBμV) + Factor (dB)

Factor (dB) = Cable Loss (dB) + Antenna Factor (dB/m).

Site: AC1	Time: 2020/02/17 - 18:03
Limit: FCC_Part 15.209_RE(3m)	Engineer: Kevin Ker
Probe: BBHA 9120D_1-18GHz	Polarity: Horizontal
EUT: ACCESS POINT	Power: By PoE
Test Mode: Transmit by 802.11n-HT20 at Channel 2437MHz	

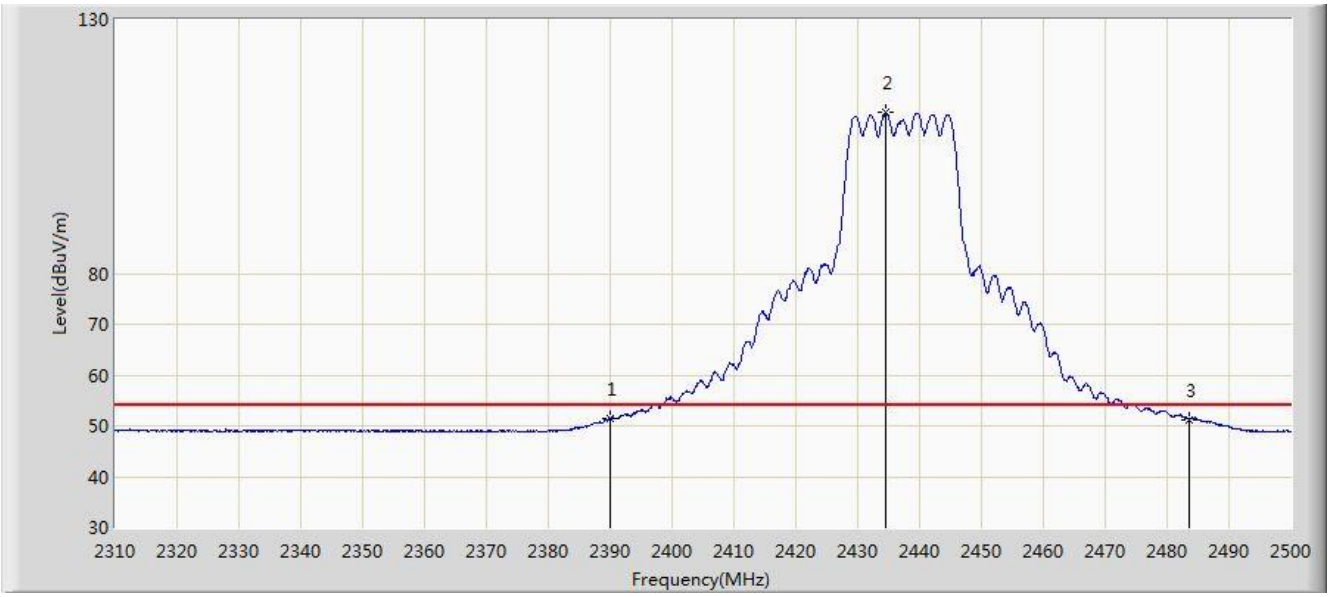

No	Flag	Mark	Frequency (MHz)	Measure Level (dBuV/m)	Reading Level (dBuV)	Margin (dB)	Limit (dBuV/m)	Factor (dB)	Type
1			2390.000	51.403	19.129	-2.597	54.000	32.274	AV
2	X	*	2434.450	111.725	79.247	N/A	N/A	32.478	AV
3			2483.500	51.262	18.558	-2.738	54.000	32.704	AV

Note: Measure Level (dBµV/m) = Reading Level (dBµV) + Factor (dB)

Factor (dB) = Cable Loss (dB) + Antenna Factor (dB/m).

Site: AC1	Time: 2020/02/17 - 18:04
Limit: FCC_Part 15.209_RE(3m)	Engineer: Kevin Ker
Probe: BBHA 9120D_1-18GHz	Polarity: Vertical
EUT: ACCESS POINT	Power: By PoE
Test Mode: Transmit by 802.11n-HT20 at Channel 2437MHz	

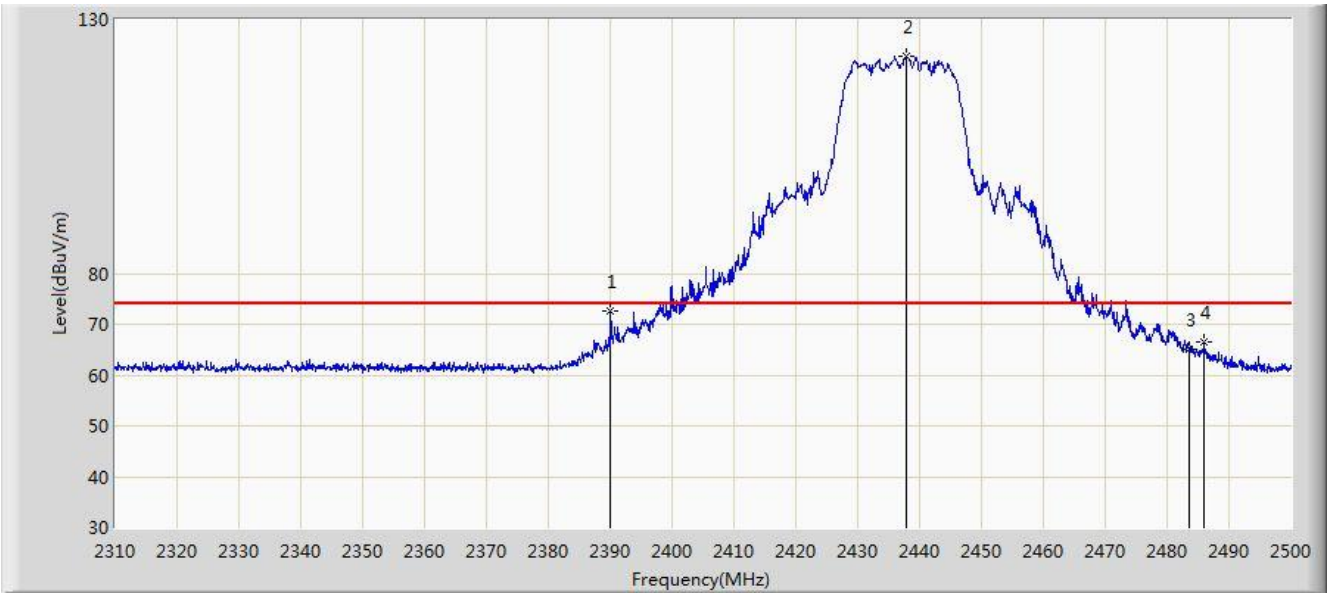

No	Flag	Mark	Frequency (MHz)	Measure Level (dBuV/m)	Reading Level (dBuV)	Margin (dB)	Limit (dBuV/m)	Factor (dB)	Type
1			2390.000	72.659	40.385	-1.341	74.000	32.274	PK
2		*	2437.870	122.881	90.387	N/A	N/A	32.495	PK
3			2483.500	64.928	32.224	-9.072	74.000	32.704	PK
4			2486.035	66.404	33.688	-7.596	74.000	32.716	PK

Note: Measure Level (dBµV/m) = Reading Level (dBµV) + Factor (dB)

Factor (dB) = Cable Loss (dB) + Antenna Factor (dB/m).

Site: AC1	Time: 2020/02/17 - 18:06
Limit: FCC_Part 15.209_RE(3m)	Engineer: Kevin Ker
Probe: BBHA 9120D_1-18GHz	Polarity: Vertical
EUT: ACCESS POINT	Power: By PoE
Test Mode: Transmit by 802.11n-HT20 at Channel 2437MHz	

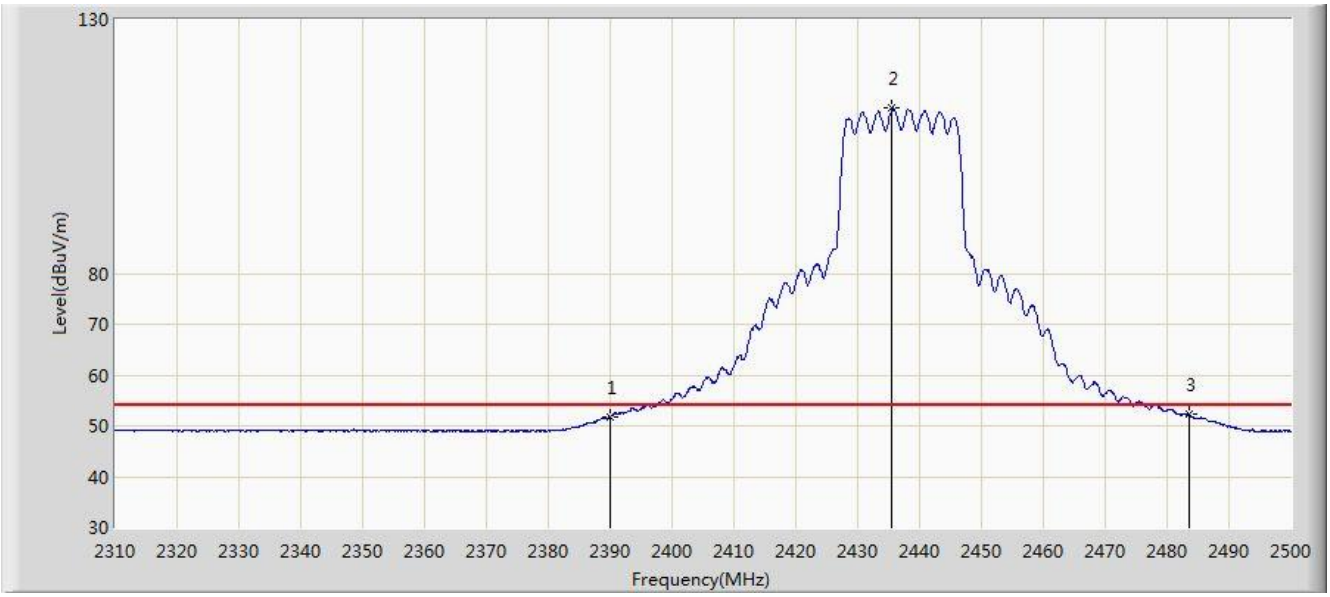

No	Flag	Mark	Frequency (MHz)	Measure Level (dBuV/m)	Reading Level (dBuV)	Margin (dB)	Limit (dBuV/m)	Factor (dB)	Type
1			2390.000	51.725	19.451	-2.275	54.000	32.274	AV
2	X	*	2435.590	112.473	79.989	N/A	N/A	32.484	AV
3			2483.500	52.214	19.510	-1.786	54.000	32.704	AV

Note: Measure Level (dBµV/m) = Reading Level (dBµV) + Factor (dB)

Factor (dB) = Cable Loss (dB) + Antenna Factor (dB/m).

Site: AC1	Time: 2020/02/17 - 09:59
Limit: FCC_Part 15.209_RE(3m)	Engineer: Kevin Ker
Probe: BBHA 9120D_1-18GHz	Polarity: Horizontal
EUT: ACCESS POINT	Power: By PoE
Test Mode: Transmit by 802.11n-HT20 at Channel 2462MHz	

No	Flag	Mark	Frequency (MHz)	Measure Level (dBuV/m)	Reading Level (dBuV)	Margin (dB)	Limit (dBuV/m)	Factor (dB)	Type
1		*	2455.840	116.595	84.018	N/A	N/A	32.577	PK
2			2483.500	68.783	36.079	-5.217	74.000	32.704	PK
3			2483.704	72.803	40.098	-1.197	74.000	32.706	PK

Note: Measure Level (dBµV/m) = Reading Level (dBµV) + Factor (dB)

Factor (dB) = Cable Loss (dB) + Antenna Factor (dB/m).

Site: AC1	Time: 2020/02/17 - 10:02
Limit: FCC_Part 15.209_RE(3m)	Engineer: Kevin Ker
Probe: BBHA 9120D_1-18GHz	Polarity: Horizontal
EUT: ACCESS POINT	Power: By PoE
Test Mode: Transmit by 802.11n-HT20 at Channel 2462MHz	

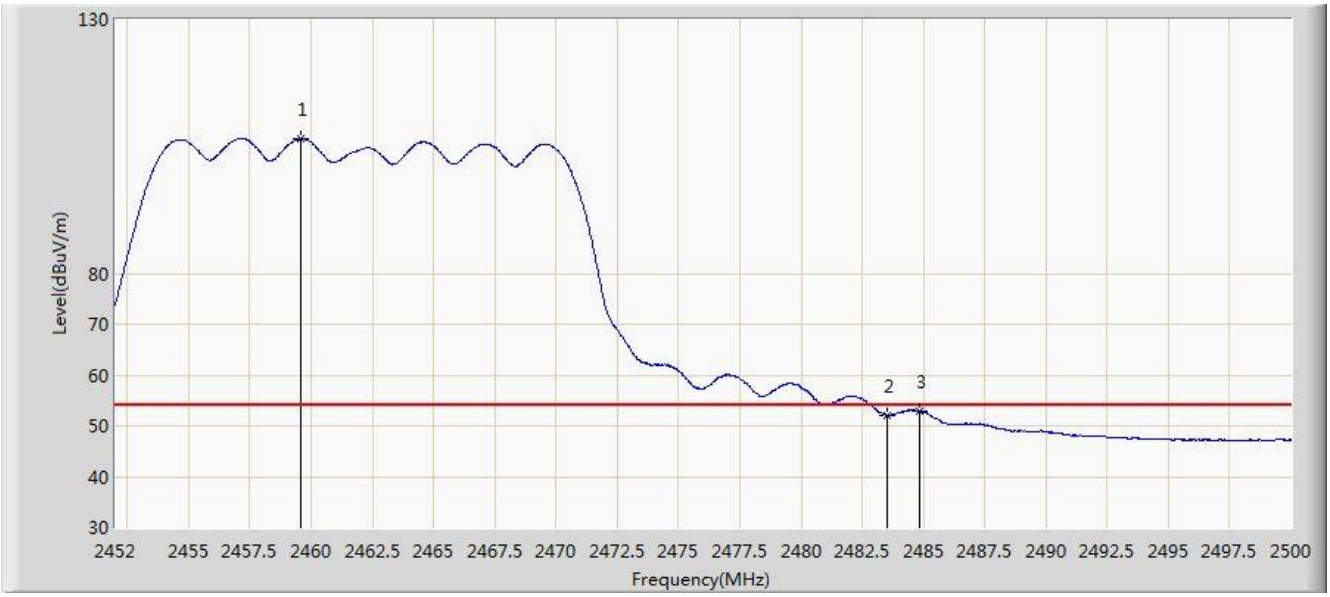

No	Flag	Mark	Frequency (MHz)	Measure Level (dBuV/m)	Reading Level (dBuV)	Margin (dB)	Limit (dBuV/m)	Factor (dB)	Type
1		*	2459.608	106.561	73.967	N/A	N/A	32.595	AV
2			2483.500	52.114	19.410	-1.886	54.000	32.704	AV
3			2484.832	52.891	20.180	-1.109	54.000	32.711	AV

Note: Measure Level (dBµV/m) = Reading Level (dBµV) + Factor (dB)

Factor (dB) = Cable Loss (dB) + Antenna Factor (dB/m).

Site: AC1	Time: 2020/02/17 - 09:57
Limit: FCC_Part 15.209_RE(3m)	Engineer: Kevin Ker
Probe: BBHA 9120D_1-18GHz	Polarity: Vertical
EUT: ACCESS POINT	Power: By PoE
Test Mode: Transmit by 802.11n-HT20 at Channel 2462MHz	

No	Flag	Mark	Frequency (MHz)	Measure Level (dBuV/m)	Reading Level (dBuV)	Margin (dB)	Limit (dBuV/m)	Factor (dB)	Type
1		*	2457.040	117.756	85.173	N/A	N/A	32.583	PK
2			2483.500	67.649	34.945	-6.351	74.000	32.704	PK
3			2484.760	72.138	39.428	-1.862	74.000	32.710	PK

Note: Measure Level (dBµV/m) = Reading Level (dBµV) + Factor (dB)

Factor (dB) = Cable Loss (dB) + Antenna Factor (dB/m).

Site: AC1	Time: 2020/02/17 - 09:55
Limit: FCC_Part 15.209_RE(3m)	Engineer: Kevin Ker
Probe: BBHA 9120D_1-18GHz	Polarity: Vertical
EUT: ACCESS POINT	Power: By PoE
Test Mode: Transmit by 802.11n-HT20 at Channel 2462MHz	

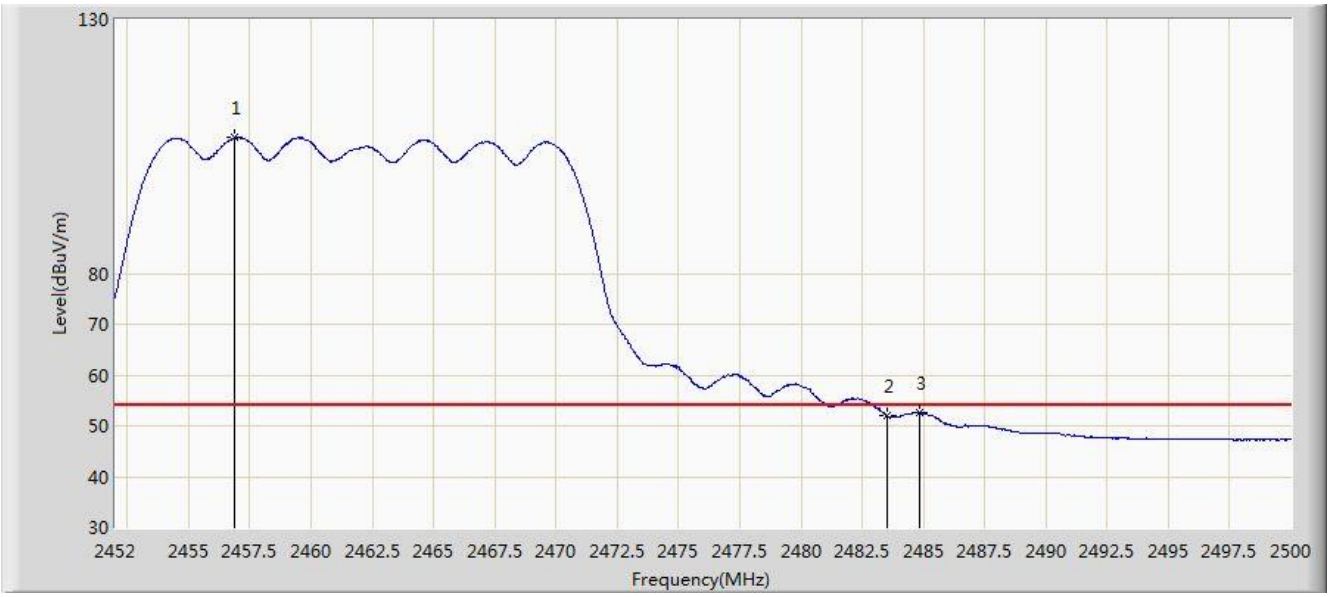

No	Flag	Mark	Frequency (MHz)	Measure Level (dBuV/m)	Reading Level (dBuV)	Margin (dB)	Limit (dBuV/m)	Factor (dB)	Type
1		*	2456.896	106.669	74.087	N/A	N/A	32.582	AV
2			2483.500	52.103	19.399	-1.897	54.000	32.704	AV
3			2484.832	52.670	19.959	-1.330	54.000	32.711	AV

Note: Measure Level (dBµV/m) = Reading Level (dBµV) + Factor (dB)

Factor (dB) = Cable Loss (dB) + Antenna Factor (dB/m).

Site: AC1	Time: 2020/02/17 - 10:10
Limit: FCC_Part 15.209_RE(3m)	Engineer: Kevin Ker
Probe: BBHA 9120D_1-18GHz	Polarity: Horizontal
EUT: ACCESS POINT	Power: By PoE
Test Mode: Transmit by 802.11n-HT40 at Channel 2422MHz	

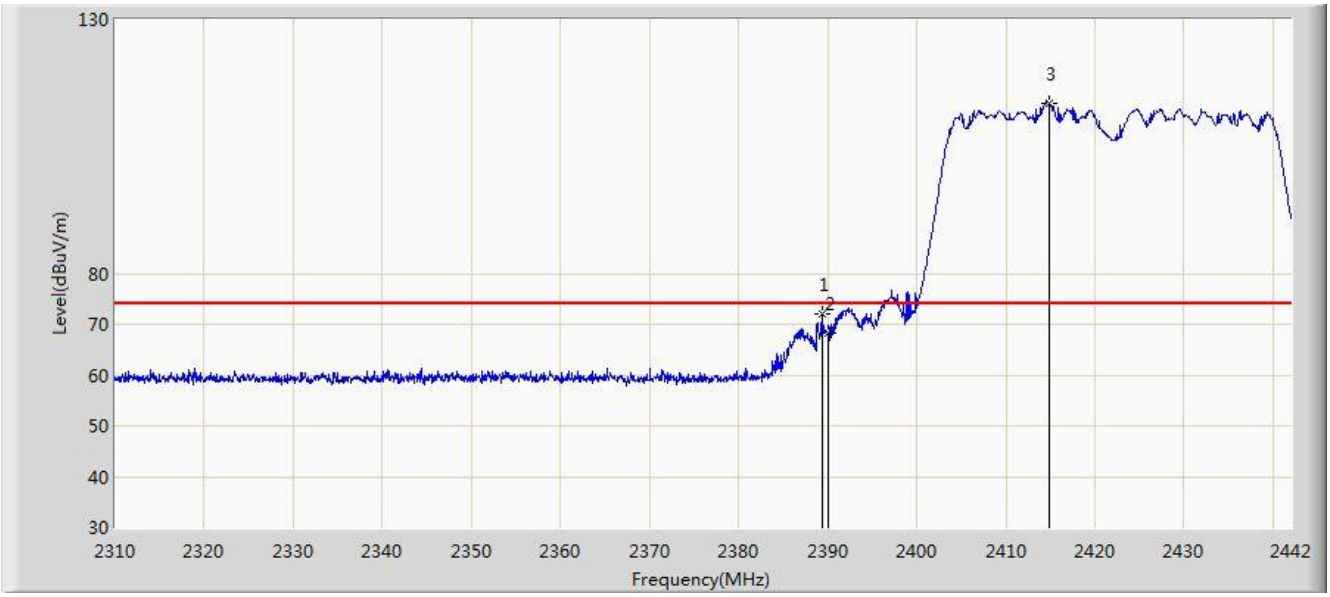

No	Flag	Mark	Frequency (MHz)	Measure Level (dBuV/m)	Reading Level (dBuV)	Margin (dB)	Limit (dBuV/m)	Factor (dB)	Type
1			2389.332	72.107	39.836	-1.893	74.000	32.271	PK
2			2390.000	68.265	35.991	-5.735	74.000	32.274	PK
3		*	2414.808	113.584	81.197	N/A	N/A	32.387	PK

Note: Measure Level (dBµV/m) = Reading Level (dBµV) + Factor (dB)

Factor (dB) = Cable Loss (dB) + Antenna Factor (dB/m).

Site: AC1	Time: 2020/02/17 - 10:08
Limit: FCC_Part 15.209_RE(3m)	Engineer: Kevin Ker
Probe: BBHA 9120D_1-18GHz	Polarity: Horizontal
EUT: ACCESS POINT	Power: By PoE
Test Mode: Transmit by 802.11n-HT40 at Channel 2422MHz	

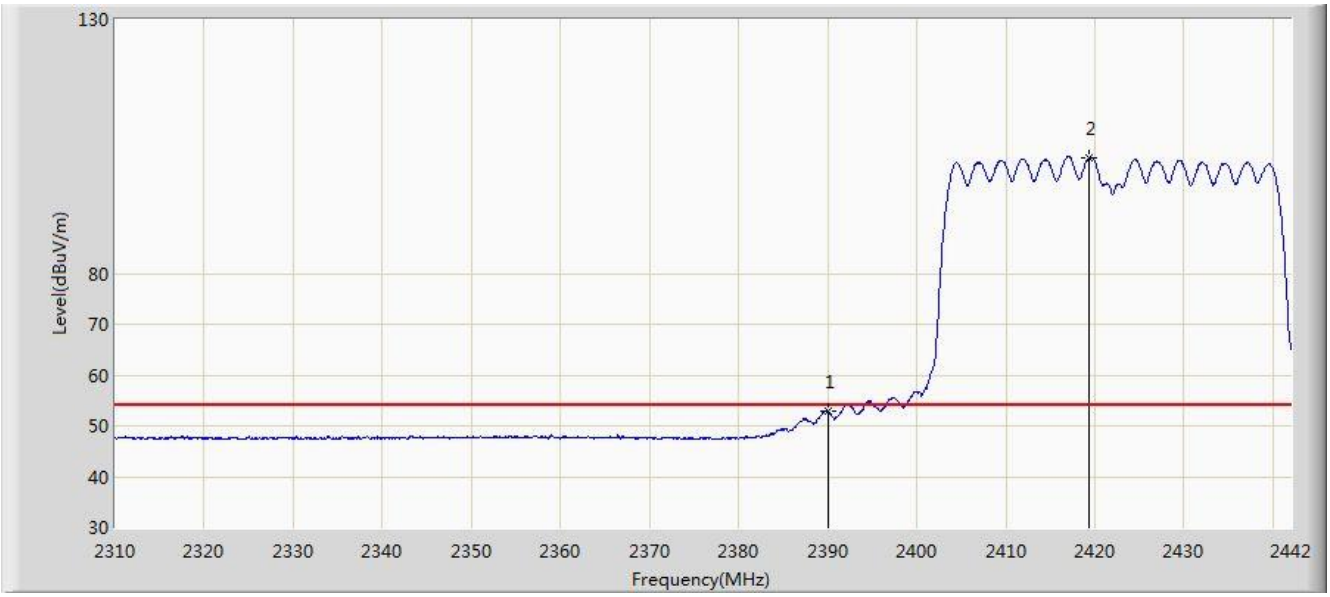

No	Flag	Mark	Frequency (MHz)	Measure Level (dBuV/m)	Reading Level (dBuV)	Margin (dB)	Limit (dBuV/m)	Factor (dB)	Type
1			2390.000	52.815	20.541	-1.185	54.000	32.274	AV
2		*	2419.362	102.835	70.426	N/A	N/A	32.409	AV

Note: Measure Level (dBµV/m) = Reading Level (dBµV) + Factor (dB)

Factor (dB) = Cable Loss (dB) + Antenna Factor (dB/m).

Site: AC1	Time: 2020/02/17 - 10:11
Limit: FCC_Part 15.209_RE(3m)	Engineer: Kevin Ker
Probe: BBHA 9120D_1-18GHz	Polarity: Vertical
EUT: ACCESS POINT	Power: By PoE
Test Mode: Transmit by 802.11n-HT40 at Channel 2422MHz	

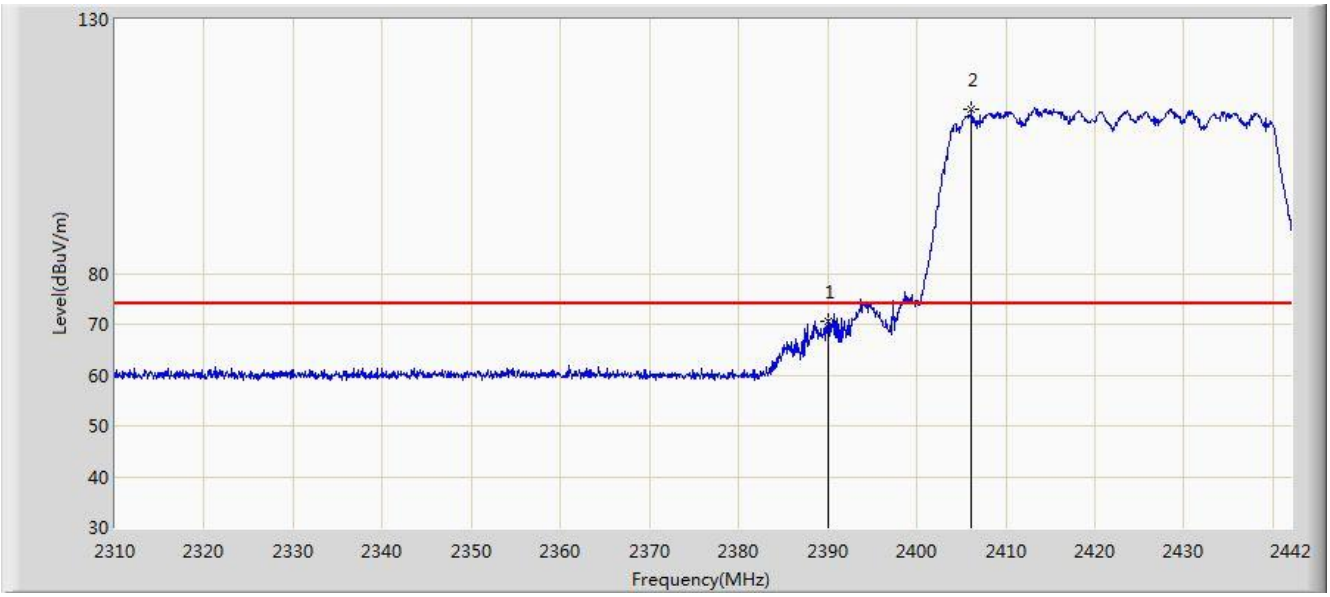

No	Flag	Mark	Frequency (MHz)	Measure Level (dBuV/m)	Reading Level (dBuV)	Margin (dB)	Limit (dBuV/m)	Factor (dB)	Type
1			2390.000	70.555	38.281	-3.445	74.000	32.274	PK
2		*	2406.162	112.414	80.066	N/A	N/A	32.348	PK

Note: Measure Level (dBµV/m) = Reading Level (dBµV) + Factor (dB)

Factor (dB) = Cable Loss (dB) + Antenna Factor (dB/m).

Site: AC1	Time: 2020/02/17 - 10:13
Limit: FCC_Part 15.209_RE(3m)	Engineer: Kevin Ker
Probe: BBHA 9120D_1-18GHz	Polarity: Vertical
EUT: ACCESS POINT	Power: By PoE
Test Mode: Transmit by 802.11n-HT40 at Channel 2422MHz	

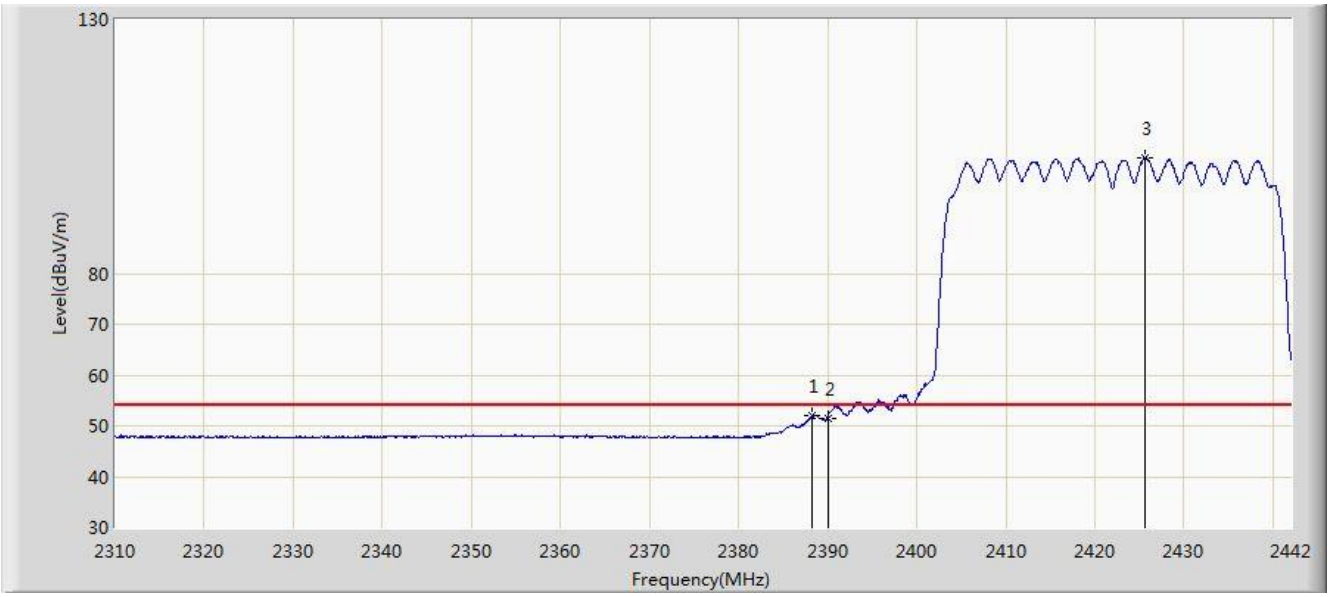

No	Flag	Mark	Frequency (MHz)	Measure Level (dBuV/m)	Reading Level (dBuV)	Margin (dB)	Limit (dBuV/m)	Factor (dB)	Type
1			2388.276	51.920	19.654	-2.080	54.000	32.266	AV
2			2390.000	51.547	19.273	-2.453	54.000	32.274	AV
3		*	2425.566	102.882	70.445	N/A	N/A	32.438	AV

Note: Measure Level (dBµV/m) = Reading Level (dBµV) + Factor (dB)

Factor (dB) = Cable Loss (dB) + Antenna Factor (dB/m).

Site: AC1	Time: 2020/02/18 - 09:35
Limit: FCC_Part 15.209_RE(3m)	Engineer: Kevin Ker
Probe: BBHA 9120D_1-18GHz	Polarity: Horizontal
EUT: ACCESS POINT	Power: By PoE
Test Mode: Transmit by 802.11n-HT40 at Channel 2437MHz	

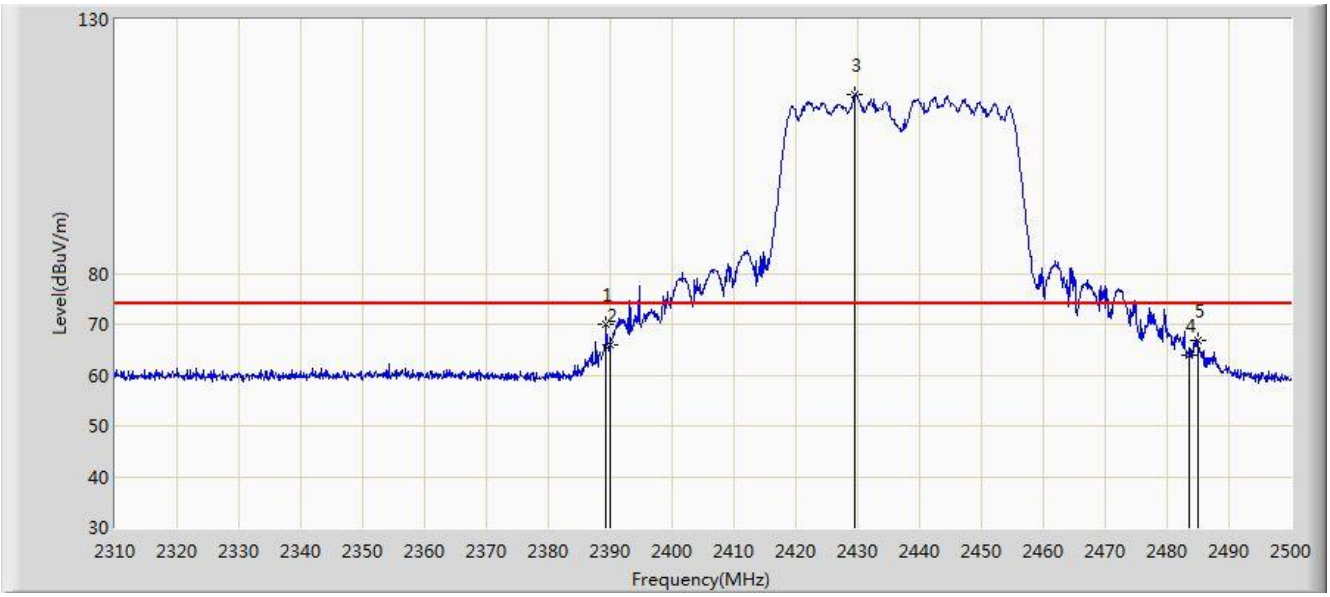

No	Flag	Mark	Frequency (MHz)	Measure Level (dBuV/m)	Reading Level (dBuV)	Margin (dB)	Limit (dBuV/m)	Factor (dB)	Type
1			2389.325	69.901	37.630	-4.099	74.000	32.271	PK
2			2390.000	65.804	33.530	-8.196	74.000	32.274	PK
3		*	2429.605	115.204	82.748	N/A	N/A	32.456	PK
4			2483.500	63.923	31.219	-10.077	74.000	32.704	PK
5			2485.085	66.681	33.969	-7.319	74.000	32.711	PK

Note: Measure Level (dBµV/m) = Reading Level (dBµV) + Factor (dB)

Factor (dB) = Cable Loss (dB) + Antenna Factor (dB/m).

Site: AC1	Time: 2020/02/18 - 09:36
Limit: FCC_Part 15.209_RE(3m)	Engineer: Kevin Ker
Probe: BBHA 9120D_1-18GHz	Polarity: Horizontal
EUT: ACCESS POINT	Power: By PoE
Test Mode: Transmit by 802.11n-HT40 at Channel 2437MHz	

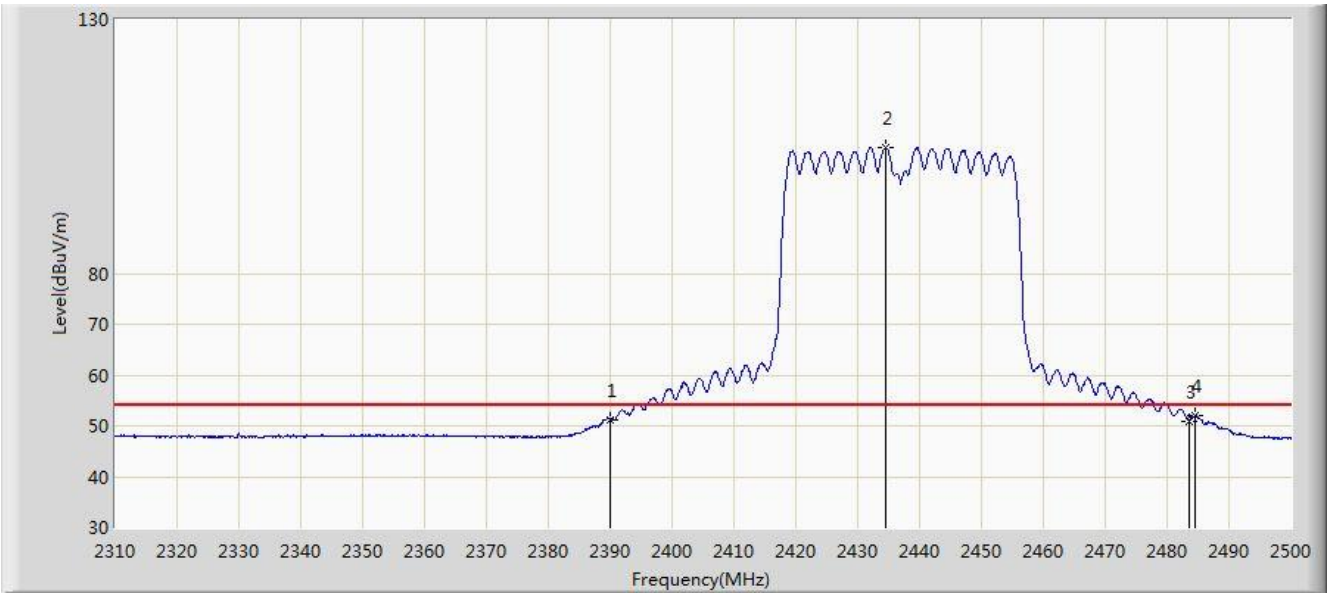

No	Flag	Mark	Frequency (MHz)	Measure Level (dBuV/m)	Reading Level (dBuV)	Margin (dB)	Limit (dBuV/m)	Factor (dB)	Type
1			2390.000	51.298	19.024	-2.702	54.000	32.274	AV
2		*	2434.450	104.781	72.303	N/A	N/A	32.478	AV
3			2483.500	51.004	18.300	-2.996	54.000	32.704	AV
4			2484.515	52.104	19.395	-1.896	54.000	32.709	AV

Note: Measure Level (dBµV/m) = Reading Level (dBµV) + Factor (dB)

Factor (dB) = Cable Loss (dB) + Antenna Factor (dB/m).

Site: AC1	Time: 2020/02/18 - 09:34
Limit: FCC_Part 15.209_RE(3m)	Engineer: Kevin Ker
Probe: BBHA 9120D_1-18GHz	Polarity: Vertical
EUT: ACCESS POINT	Power: By PoE
Test Mode: Transmit by 802.11n-HT40 at Channel 2437MHz	

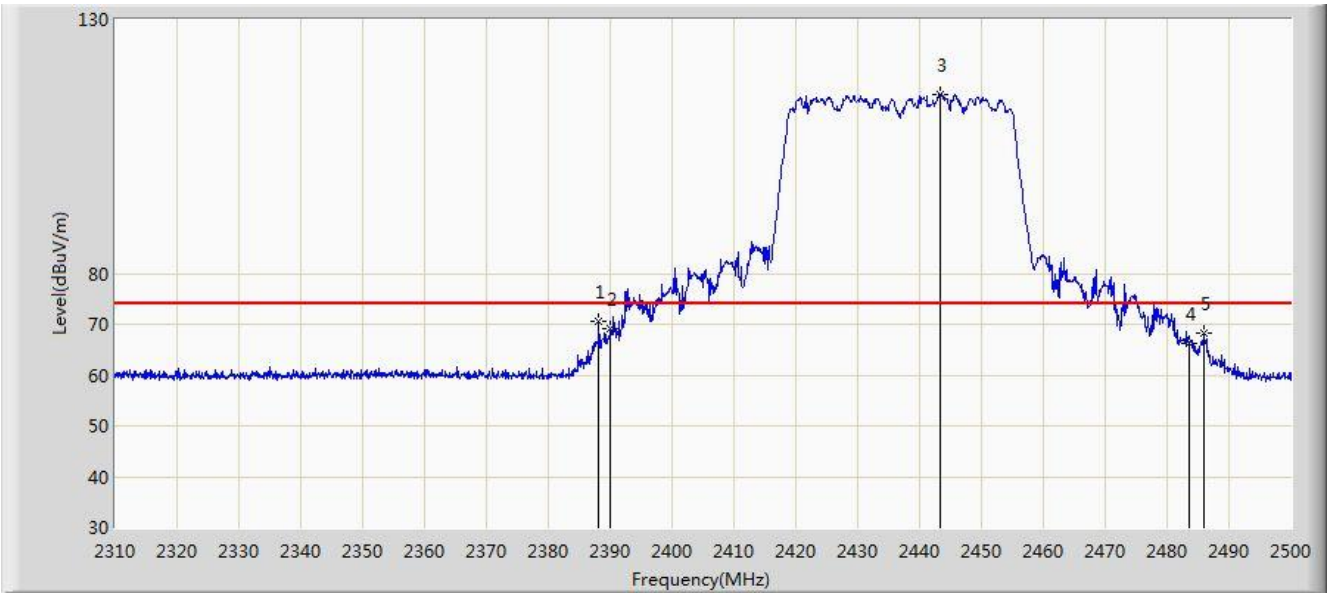

No	Flag	Mark	Frequency (MHz)	Measure Level (dBuV/m)	Reading Level (dBuV)	Margin (dB)	Limit (dBuV/m)	Factor (dB)	Type
1			2388.090	70.533	38.267	-3.467	74.000	32.266	PK
2			2390.000	69.108	36.834	-4.892	74.000	32.274	PK
3		*	2443.380	115.323	82.803	N/A	N/A	32.519	PK
4			2483.500	66.277	33.573	-7.723	74.000	32.704	PK
5			2485.940	68.203	35.487	-5.797	74.000	32.715	PK

Note: Measure Level (dBµV/m) = Reading Level (dBµV) + Factor (dB)

Factor (dB) = Cable Loss (dB) + Antenna Factor (dB/m).

Site: AC1	Time: 2020/02/18 - 09:32
Limit: FCC_Part 15.209_RE(3m)	Engineer: Kevin Ker
Probe: BBHA 9120D_1-18GHz	Polarity: Vertical
EUT: ACCESS POINT	Power: By PoE
Test Mode: Transmit by 802.11n-HT40 at Channel 2437MHz	

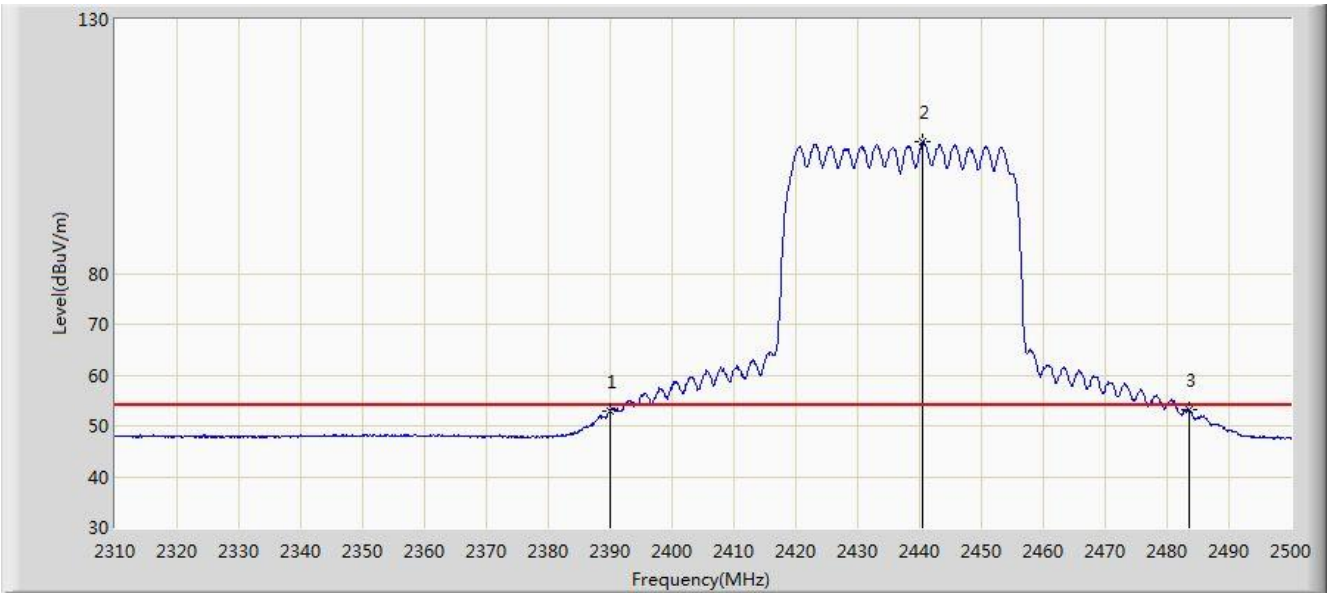

No	Flag	Mark	Frequency (MHz)	Measure Level (dBuV/m)	Reading Level (dBuV)	Margin (dB)	Limit (dBuV/m)	Factor (dB)	Type
1			2390.000	52.784	20.510	-1.216	54.000	32.274	AV
2		*	2440.530	106.036	73.529	N/A	N/A	32.507	AV
3			2483.500	53.191	20.487	-0.809	54.000	32.704	AV

Note: Measure Level (dBµV/m) = Reading Level (dBµV) + Factor (dB)

Factor (dB) = Cable Loss (dB) + Antenna Factor (dB/m).

Site: AC1	Time: 2020/02/17 - 11:13
Limit: FCC_Part 15.209_RE(3m)	Engineer: Kevin Ker
Probe: BBHA 9120D_1-18GHz	Polarity: Horizontal
EUT: ACCESS POINT	Power: By PoE
Test Mode: Transmit by 802.11n-HT40 at Channel 2452MHz	

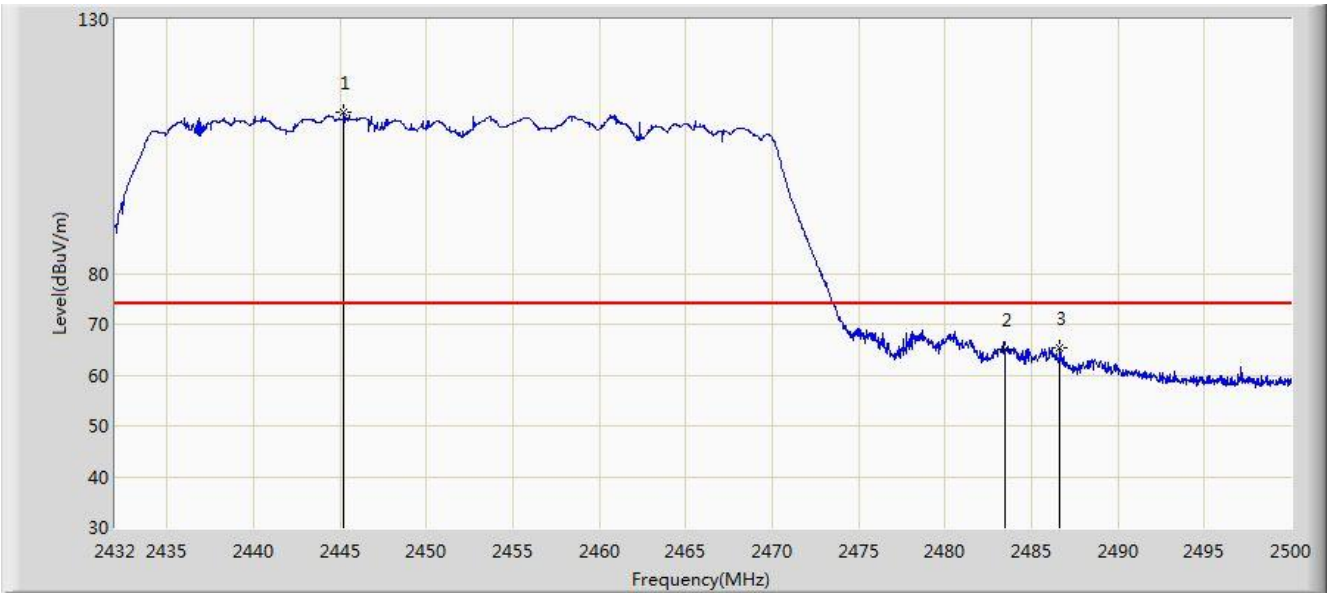

No	Flag	Mark	Frequency (MHz)	Measure Level (dBuV/m)	Reading Level (dBuV)	Margin (dB)	Limit (dBuV/m)	Factor (dB)	Type
1		*	2445.226	111.799	79.271	N/A	N/A	32.529	PK
2			2483.500	65.011	32.307	-8.989	74.000	32.704	PK
3			2486.638	65.368	32.649	-8.632	74.000	32.719	PK

Note: Measure Level (dBµV/m) = Reading Level (dBµV) + Factor (dB)

Factor (dB) = Cable Loss (dB) + Antenna Factor (dB/m).

Site: AC1	Time: 2020/02/17 - 11:12
Limit: FCC_Part 15.209_RE(3m)	Engineer: Kevin Ker
Probe: BBHA 9120D_1-18GHz	Polarity: Horizontal
EUT: ACCESS POINT	Power: By PoE
Test Mode: Transmit by 802.11n-HT40 at Channel 2452MHz	

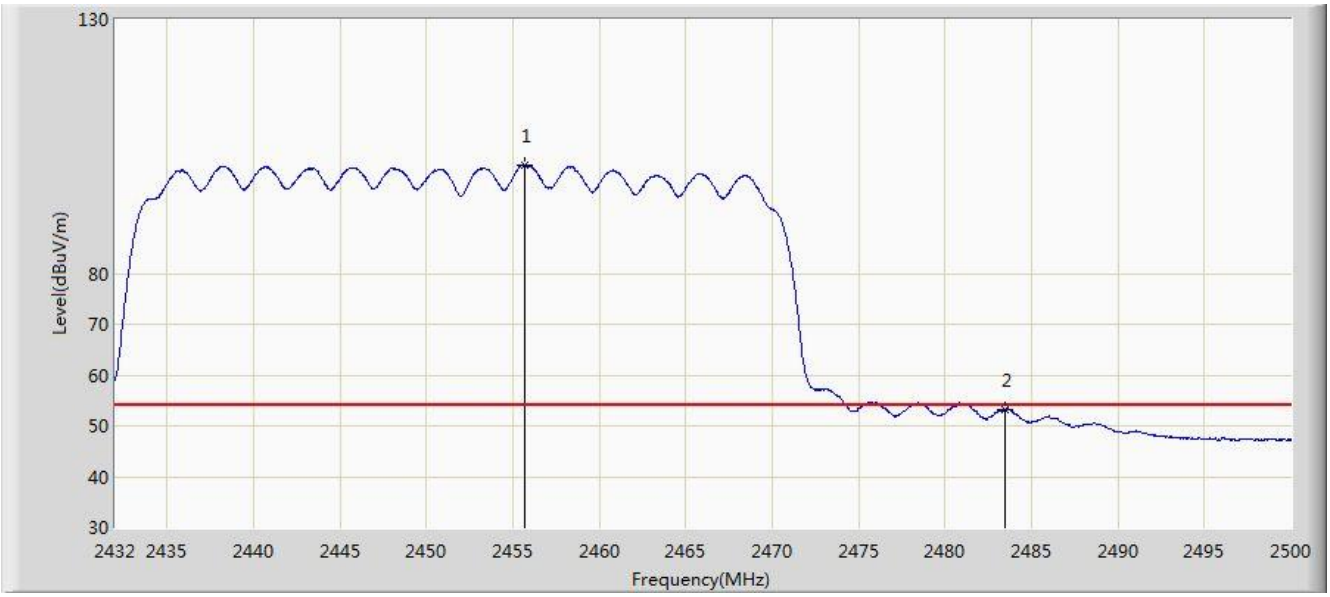

No	Flag	Mark	Frequency (MHz)	Measure Level (dBuV/m)	Reading Level (dBuV)	Margin (dB)	Limit (dBuV/m)	Factor (dB)	Type
1		*	2455.698	101.305	68.729	N/A	N/A	32.576	AV
2			2483.500	53.182	20.478	-0.818	54.000	32.704	AV

Note: Measure Level (dBµV/m) = Reading Level (dBµV) + Factor (dB)

Factor (dB) = Cable Loss (dB) + Antenna Factor (dB/m).

Site: AC1	Time: 2020/02/17 - 11:13
Limit: FCC_Part 15.209_RE(3m)	Engineer: Kevin Ker
Probe: BBHA 9120D_1-18GHz	Polarity: Vertical
EUT: ACCESS POINT	Power: By PoE
Test Mode: Transmit by 802.11n-HT40 at Channel 2452MHz	

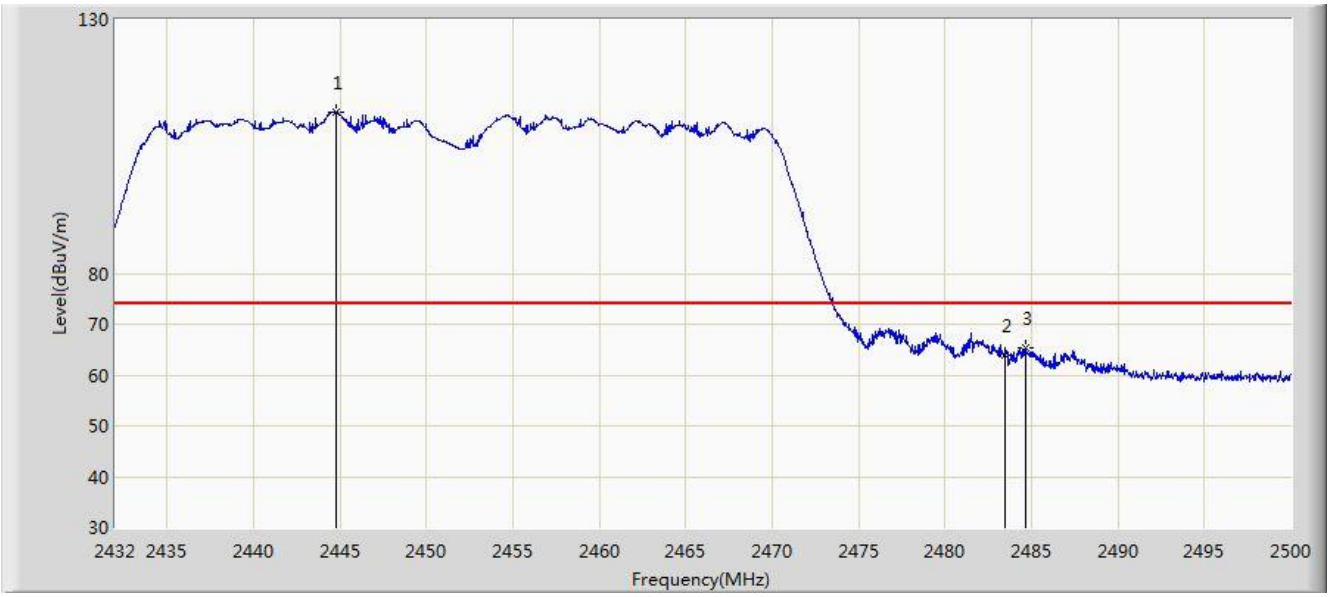

No	Flag	Mark	Frequency (MHz)	Measure Level (dBuV/m)	Reading Level (dBuV)	Margin (dB)	Limit (dBuV/m)	Factor (dB)	Type
1		*	2444.750	111.847	79.321	37.847	74.000	32.526	PK
2			2483.500	63.976	31.272	N/A	N/A	32.704	PK
3			2484.666	65.349	32.639	-8.651	74.000	32.710	PK

Note: Measure Level (dBµV/m) = Reading Level (dBµV) + Factor (dB)

Factor (dB) = Cable Loss (dB) + Antenna Factor (dB/m).

Site: AC1	Time: 2020/02/17 - 11:15
Limit: FCC_Part 15.209_RE(3m)	Engineer: Kevin Ker
Probe: BBHA 9120D_1-18GHz	Polarity: Vertical
EUT: ACCESS POINT	Power: By PoE
Test Mode: Transmit by 802.11n-HT40 at Channel 2452MHz	

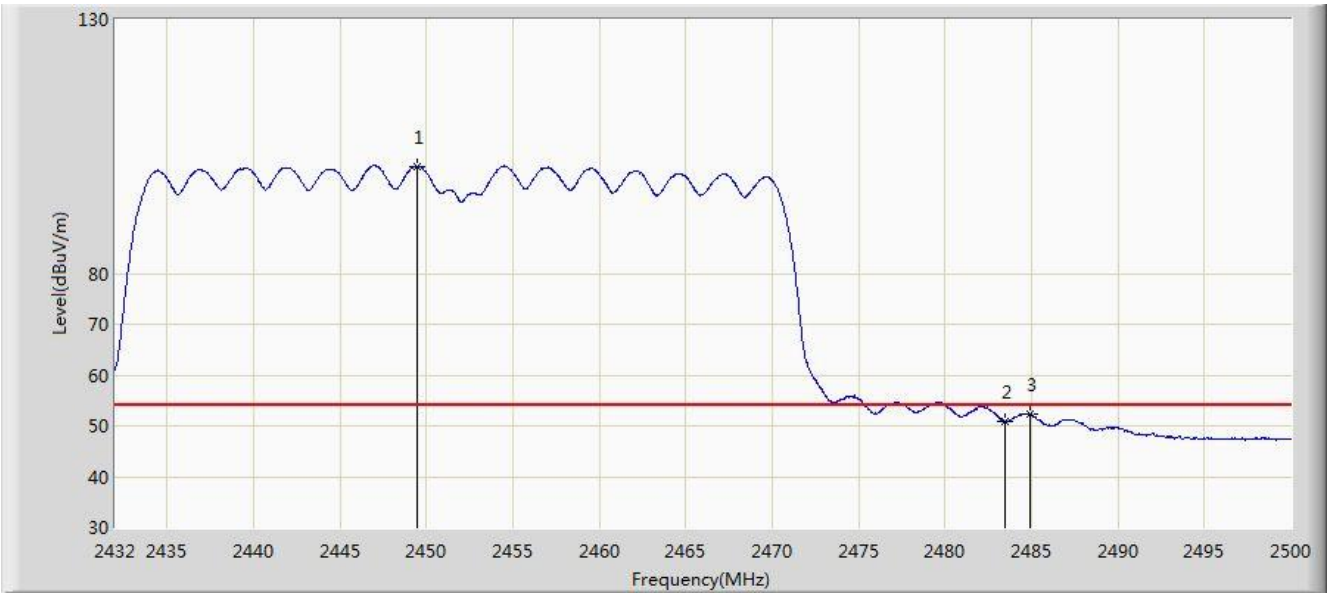

No	Flag	Mark	Frequency (MHz)	Measure Level (dBuV/m)	Reading Level (dBuV)	Margin (dB)	Limit (dBuV/m)	Factor (dB)	Type
1		*	2449.510	101.107	68.559	N/A	N/A	32.548	AV
2			2483.500	50.945	18.241	-3.055	54.000	32.704	AV
3			2484.938	52.371	19.660	-1.629	54.000	32.711	AV

Note: Measure Level (dBµV/m) = Reading Level (dBµV) + Factor (dB)

Factor (dB) = Cable Loss (dB) + Antenna Factor (dB/m).

Site: AC1	Time: 2020/02/17 - 11:43
Limit: FCC_Part 15.209_RE(3m)	Engineer: Kevin Ker
Probe: BBHA 9120D_1-18GHz	Polarity: Horizontal
EUT: ACCESS POINT	Power: By PoE
Test Mode: Transmit by 802.11ax-HE20 at Channel 2412MHz	

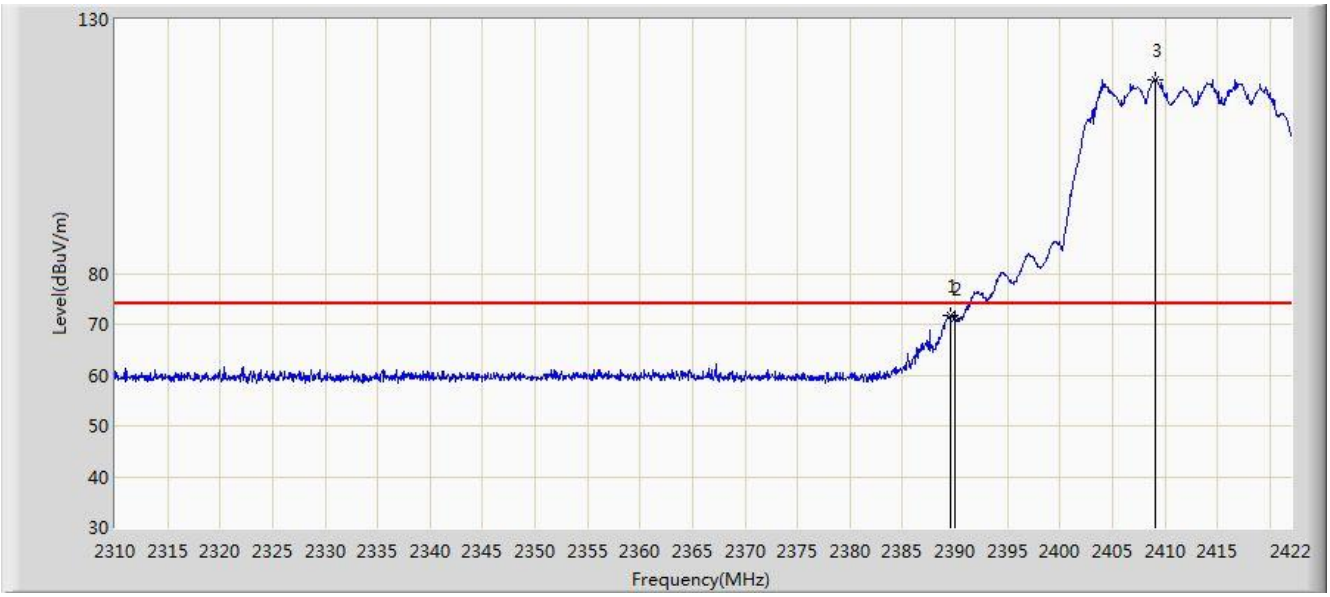

No	Flag	Mark	Frequency (MHz)	Measure Level (dBuV/m)	Reading Level (dBuV)	Margin (dB)	Limit (dBuV/m)	Factor (dB)	Type
1			2389.576	71.855	39.583	-2.145	74.000	32.273	PK
2			2390.000	71.161	38.887	-2.839	74.000	32.274	PK
3		*	2409.064	118.196	85.835	N/A	N/A	32.362	PK

Note: Measure Level (dBµV/m) = Reading Level (dBµV) + Factor (dB)

Factor (dB) = Cable Loss (dB) + Antenna Factor (dB/m).

Site: AC1	Time: 2020/02/17 - 11:41
Limit: FCC_Part 15.209_RE(3m)	Engineer: Kevin Ker
Probe: BBHA 9120D_1-18GHz	Polarity: Horizontal
EUT: ACCESS POINT	Power: By PoE
Test Mode: Transmit by 802.11ax-HE20 at Channel 2412MHz	

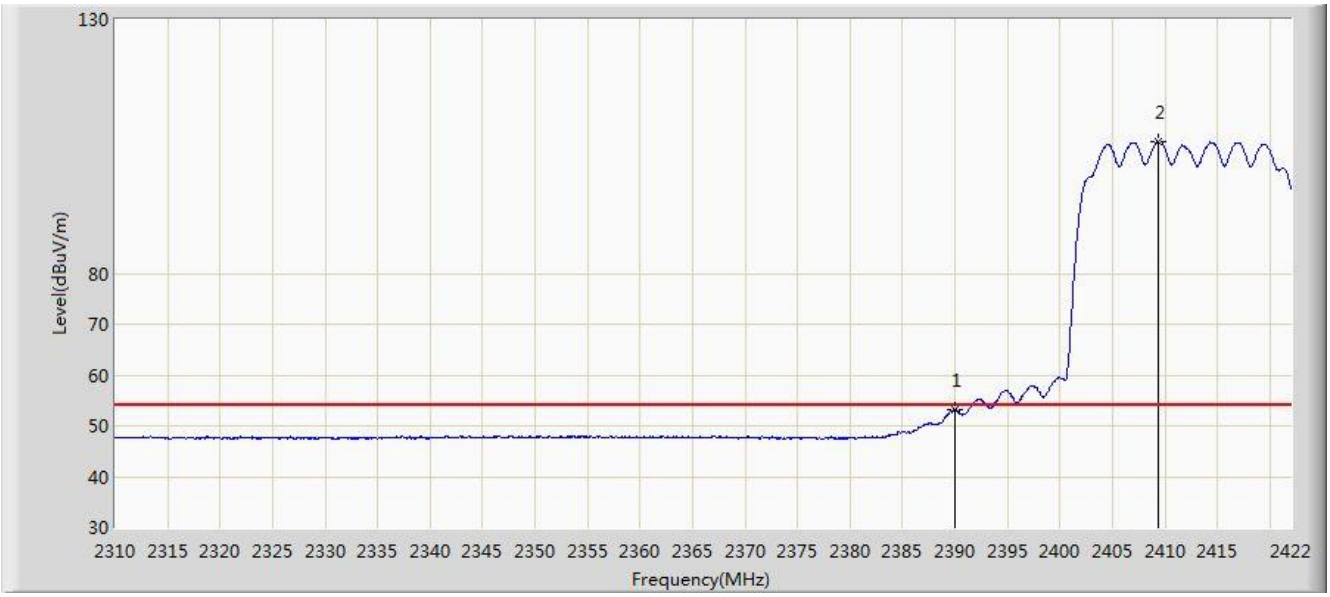

No	Flag	Mark	Frequency (MHz)	Measure Level (dBuV/m)	Reading Level (dBuV)	Margin (dB)	Limit (dBuV/m)	Factor (dB)	Type
1			2390.000	53.140	20.866	-0.860	54.000	32.274	AV
2		*	2409.400	105.989	73.626	N/A	N/A	32.363	AV

Note: Measure Level (dBµV/m) = Reading Level (dBµV) + Factor (dB)

Factor (dB) = Cable Loss (dB) + Antenna Factor (dB/m).

Site: AC1	Time: 2020/02/17 - 11:43
Limit: FCC_Part 15.209_RE(3m)	Engineer: Kevin Ker
Probe: BBHA 9120D_1-18GHz	Polarity: Vertical
EUT: ACCESS POINT	Power: By PoE
Test Mode: Transmit by 802.11ax-HE20 at Channel 2412MHz	

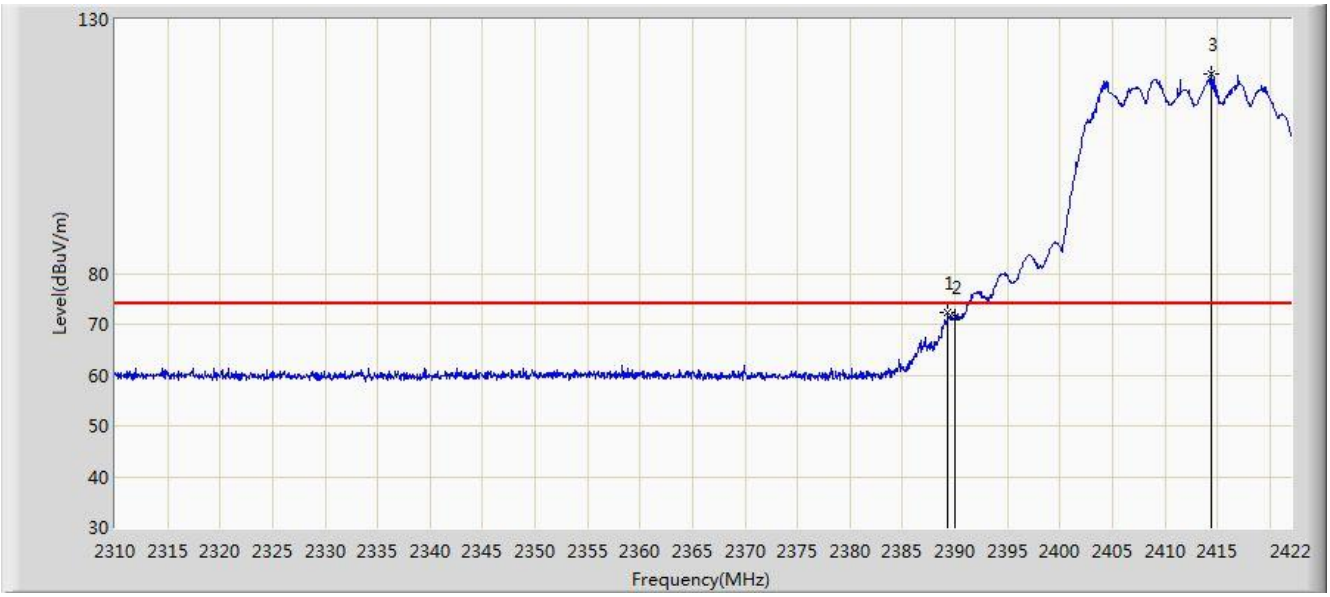

No	Flag	Mark	Frequency (MHz)	Measure Level (dBuV/m)	Reading Level (dBuV)	Margin (dB)	Limit (dBuV/m)	Factor (dB)	Type
1			2389.296	72.439	40.168	-1.561	74.000	32.271	PK
2			2390.000	71.533	39.259	-2.467	74.000	32.274	PK
3		*	2414.384	119.420	87.035	N/A	N/A	32.386	PK

Note: Measure Level (dBµV/m) = Reading Level (dBµV) + Factor (dB)

Factor (dB) = Cable Loss (dB) + Antenna Factor (dB/m).

Site: AC1	Time: 2020/02/17 - 11:45
Limit: FCC_Part 15.209_RE(3m)	Engineer: Kevin Ker
Probe: BBHA 9120D_1-18GHz	Polarity: Vertical
EUT: ACCESS POINT	Power: By PoE
Test Mode: Transmit by 802.11ax-HE20 at Channel 2412MHz	

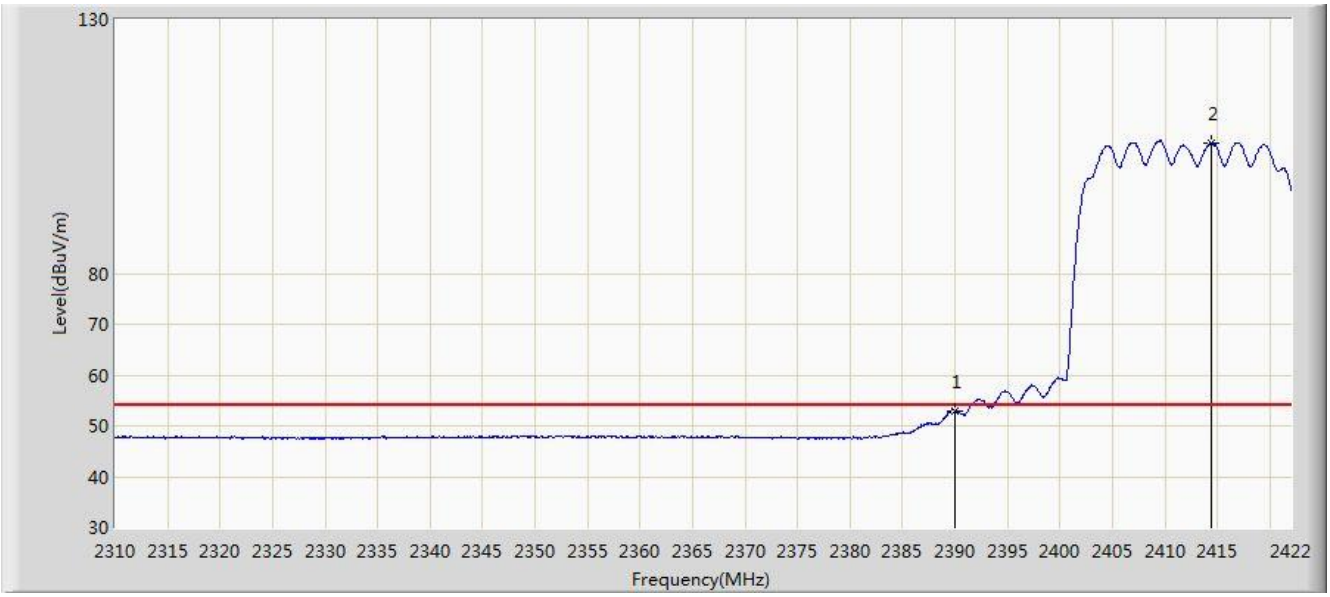

No	Flag	Mark	Frequency (MHz)	Measure Level (dBuV/m)	Reading Level (dBuV)	Margin (dB)	Limit (dBuV/m)	Factor (dB)	Type
1			2390.000	53.027	20.753	-0.973	54.000	32.274	AV
2		*	2414.440	105.731	73.345	N/A	N/A	32.386	AV

Note: Measure Level (dBµV/m) = Reading Level (dBµV) + Factor (dB)

Factor (dB) = Cable Loss (dB) + Antenna Factor (dB/m).

Site: AC1	Time: 2020/02/18 - 10:27
Limit: FCC_Part 15.209_RE(3m)	Engineer: Kevin Ker
Probe: BBHA 9120D_1-18GHz	Polarity: Horizontal
EUT: ACCESS POINT	Power: By PoE
Test Mode: Transmit by 802.11ax-HE20 at Channel 2437MHz	

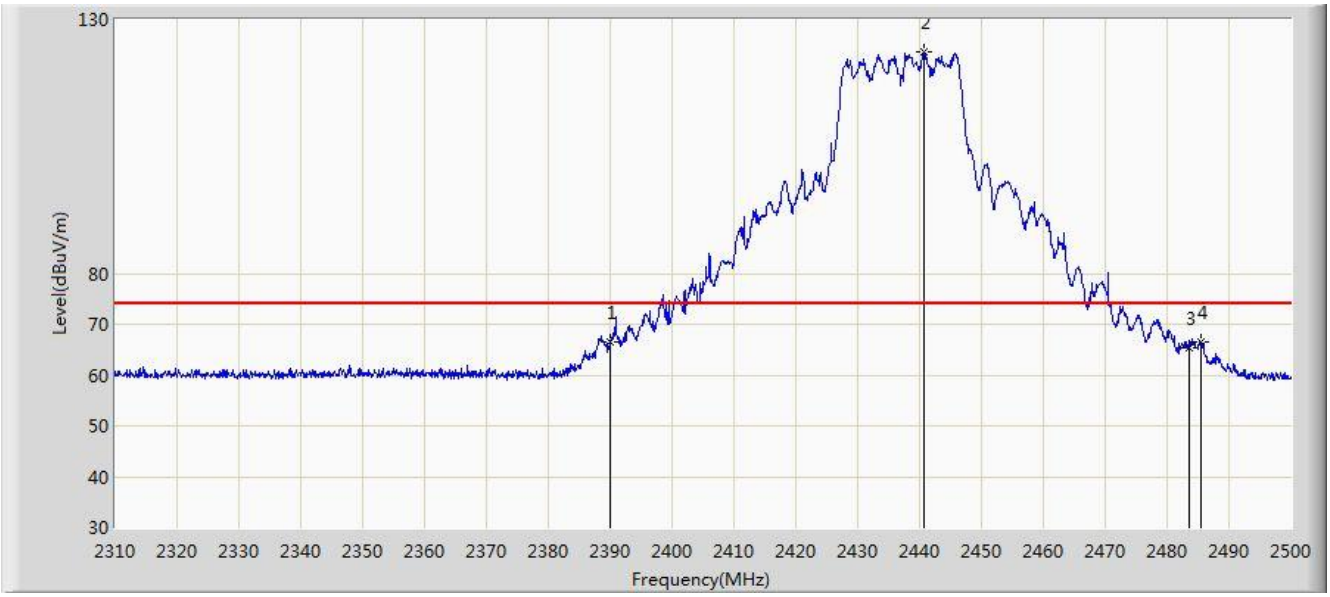

No	Flag	Mark	Frequency (MHz)	Measure Level (dBuV/m)	Reading Level (dBuV)	Margin (dB)	Limit (dBuV/m)	Factor (dB)	Type
1			2390.000	66.474	34.200	-7.526	74.000	32.274	PK
2		*	2440.720	123.640	91.133	N/A	N/A	32.507	PK
3			2483.500	65.236	32.532	-8.764	74.000	32.704	PK
4			2485.465	66.655	33.942	-7.345	74.000	32.714	PK

Note: Measure Level (dBμV/m) = Reading Level (dBμV) + Factor (dB)

Factor (dB) = Cable Loss (dB) + Antenna Factor (dB/m).

Site: AC1	Time: 2020/02/18 - 10:29
Limit: FCC_Part 15.209_RE(3m)	Engineer: Kevin Ker
Probe: BBHA 9120D_1-18GHz	Polarity: Horizontal
EUT: ACCESS POINT	Power: By PoE
Test Mode: Transmit by 802.11ax-HE20 at Channel 2437MHz	

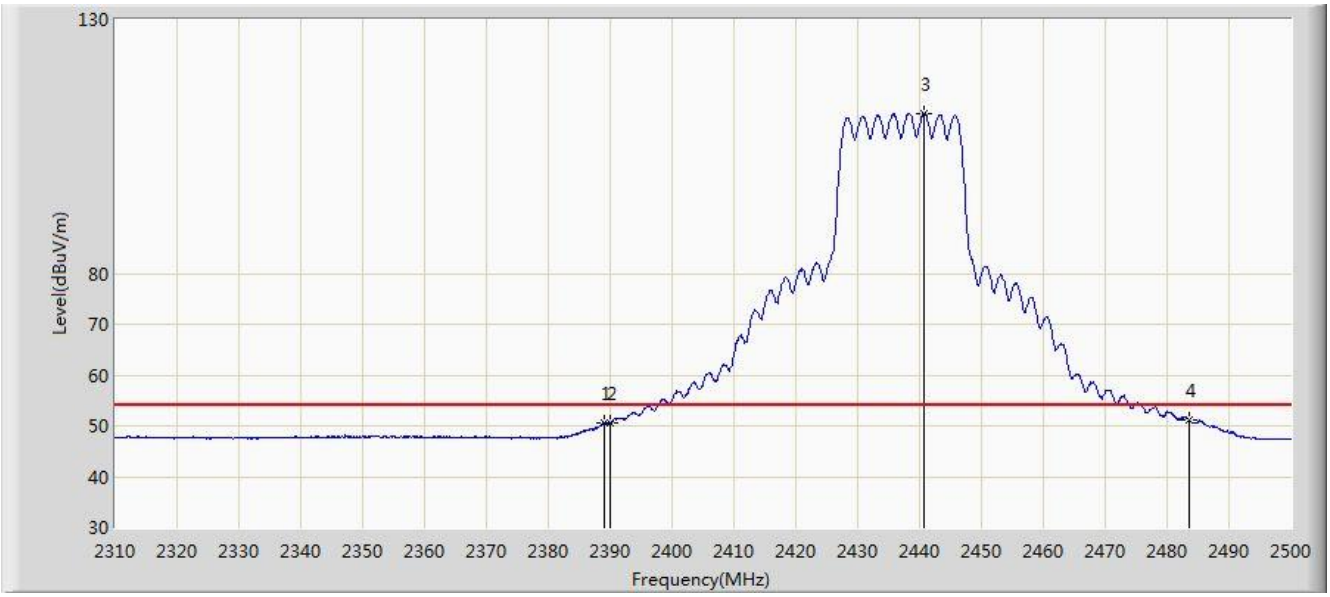

No	Flag	Mark	Frequency (MHz)	Measure Level (dBuV/m)	Reading Level (dBuV)	Margin (dB)	Limit (dBuV/m)	Factor (dB)	Type
1			2388.945	50.668	18.398	-3.332	54.000	32.270	AV
2			2390.000	50.522	18.248	-3.478	54.000	32.274	AV
3	X	*	2440.720	111.528	79.021	N/A	N/A	32.507	AV
4			2483.500	51.249	18.545	-2.751	54.000	32.704	AV

Note: Measure Level (dBµV/m) = Reading Level (dBµV) + Factor (dB)

Factor (dB) = Cable Loss (dB) + Antenna Factor (dB/m).

Site: AC1	Time: 2020/02/18 - 10:30
Limit: FCC_Part 15.209_RE(3m)	Engineer: Kevin Ker
Probe: BBHA 9120D_1-18GHz	Polarity: Vertical
EUT: ACCESS POINT	Power: By PoE
Test Mode: Transmit by 802.11ax-HE20 at Channel 2437MHz	

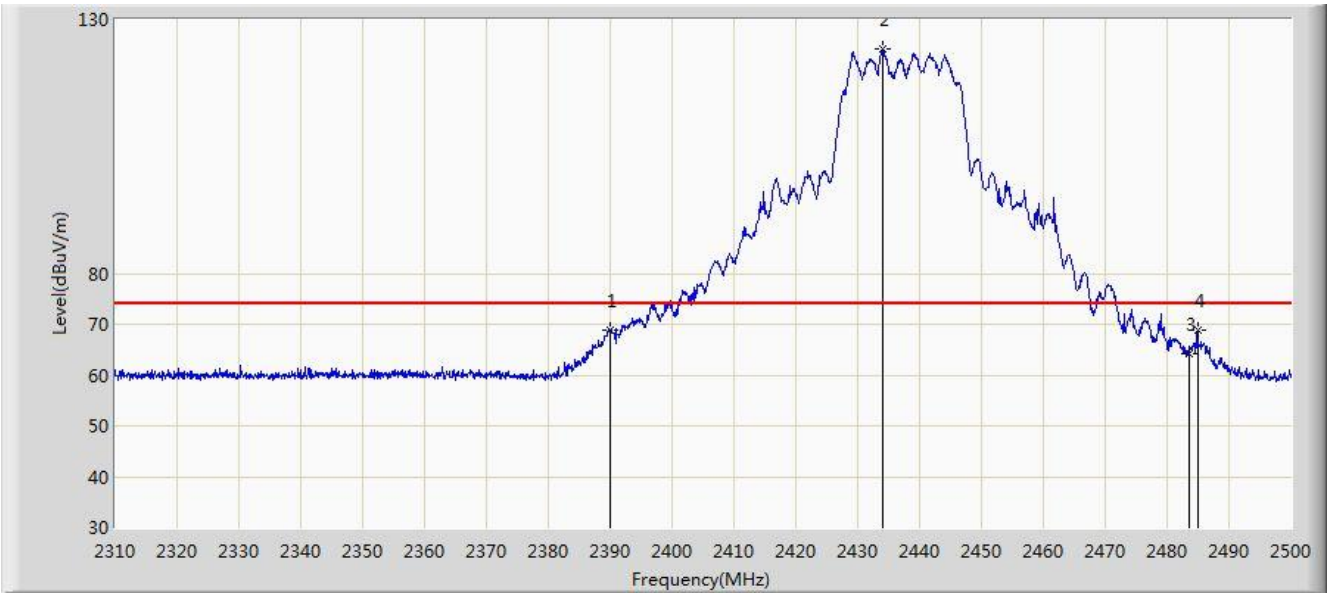

No	Flag	Mark	Frequency (MHz)	Measure Level (dBuV/m)	Reading Level (dBuV)	Margin (dB)	Limit (dBuV/m)	Factor (dB)	Type
1			2390.000	68.778	36.504	-5.222	74.000	32.274	PK
2		*	2433.975	124.061	91.585	N/A	N/A	32.476	PK
3			2483.500	64.324	31.620	-9.676	74.000	32.704	PK
4			2484.895	68.757	36.046	-5.243	74.000	32.711	PK

Note: Measure Level (dBμV/m) = Reading Level (dBμV) + Factor (dB)

Factor (dB) = Cable Loss (dB) + Antenna Factor (dB/m).

Site: AC1	Time: 2020/02/18 - 10:32
Limit: FCC_Part 15.209_RE(3m)	Engineer: Kevin Ker
Probe: BBHA 9120D_1-18GHz	Polarity: Vertical
EUT: ACCESS POINT	Power: By PoE
Test Mode: Transmit by 802.11ax-HE20 at Channel 2437MHz	

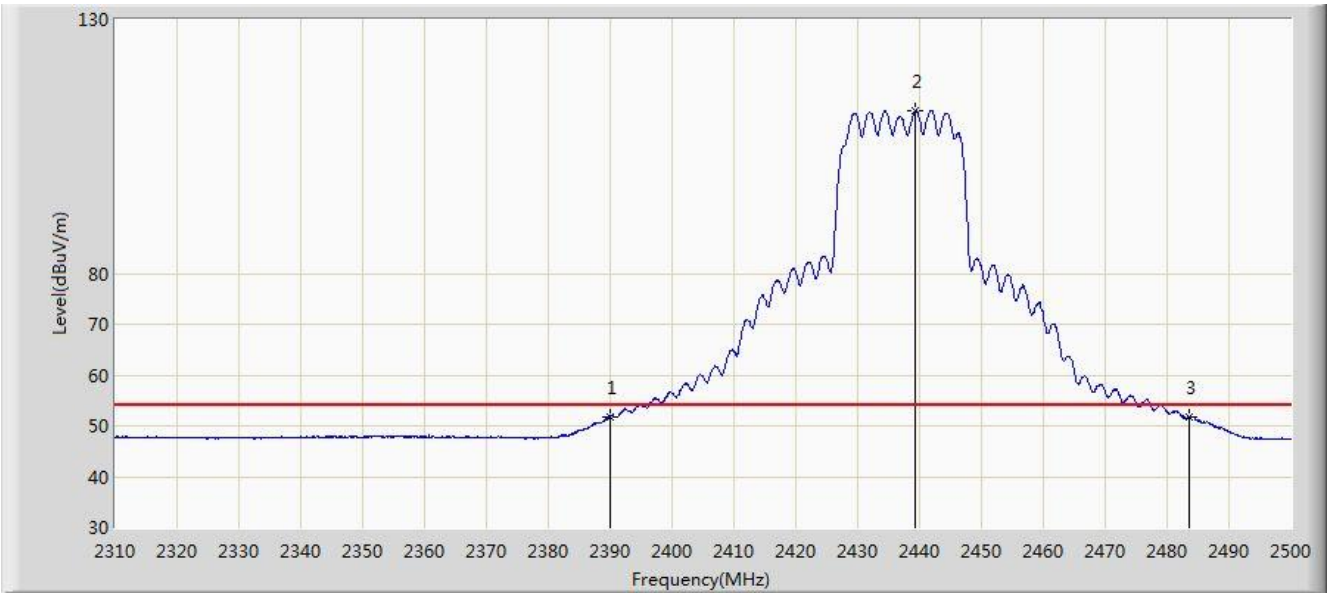

No	Flag	Mark	Frequency (MHz)	Measure Level (dBuV/m)	Reading Level (dBuV)	Margin (dB)	Limit (dBuV/m)	Factor (dB)	Type
1			2390.000	51.834	19.560	-2.166	54.000	32.274	AV
2	X	*	2439.390	111.957	79.456	N/A	N/A	32.501	AV
3			2483.500	51.783	19.079	-2.217	54.000	32.704	AV

Note: Measure Level (dBµV/m) = Reading Level (dBµV) + Factor (dB)

Factor (dB) = Cable Loss (dB) + Antenna Factor (dB/m).

Site: AC1	Time: 2020/02/17 - 11:55
Limit: FCC_Part 15.209_RE(3m)	Engineer: Kevin Ker
Probe: BBHA 9120D_1-18GHz	Polarity: Horizontal
EUT: ACCESS POINT	Power: By PoE
Test Mode: Transmit by 802.11ax-HE20 at Channel 2462MHz	

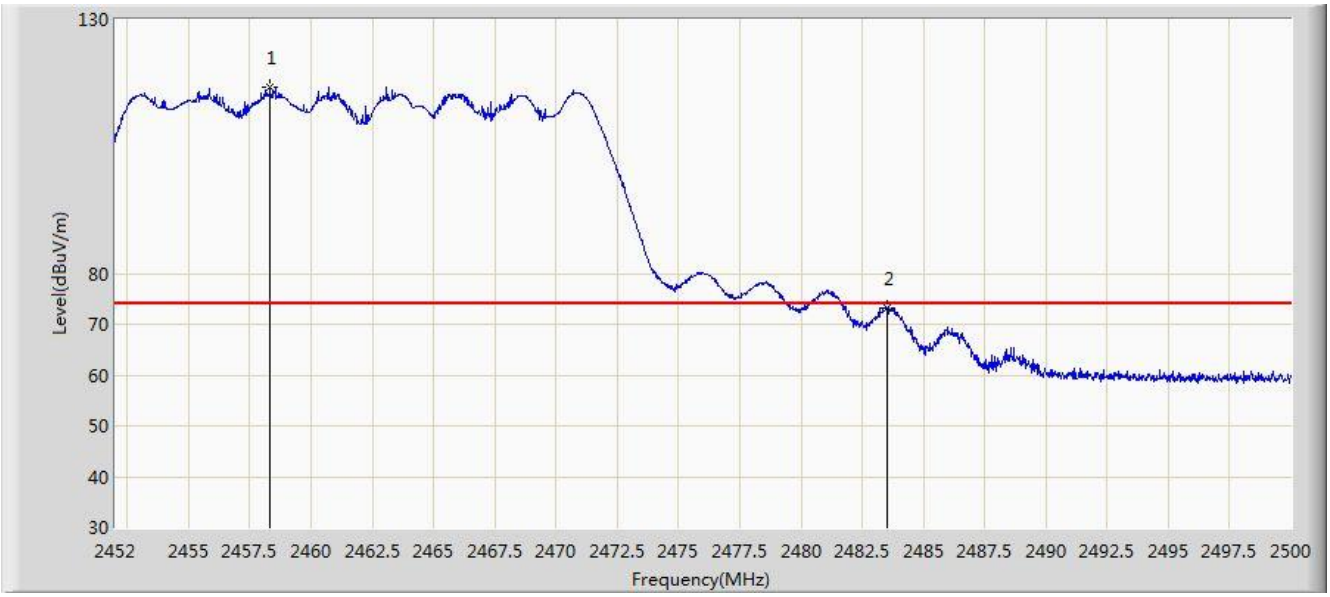

No	Flag	Mark	Frequency (MHz)	Measure Level (dBuV/m)	Reading Level (dBuV)	Margin (dB)	Limit (dBuV/m)	Factor (dB)	Type
1		*	2458.312	116.582	83.994	N/A	N/A	32.588	PK
2			2483.500	73.125	40.421	-0.875	74.000	32.704	PK

Note: Measure Level (dBµV/m) = Reading Level (dBµV) + Factor (dB)

Factor (dB) = Cable Loss (dB) + Antenna Factor (dB/m).

Site: AC1	Time: 2020/02/17 - 11:54
Limit: FCC_Part 15.209_RE(3m)	Engineer: Kevin Ker
Probe: BBHA 9120D_1-18GHz	Polarity: Horizontal
EUT: ACCESS POINT	Power: By PoE
Test Mode: Transmit by 802.11ax-HE20 at Channel 2462MHz	

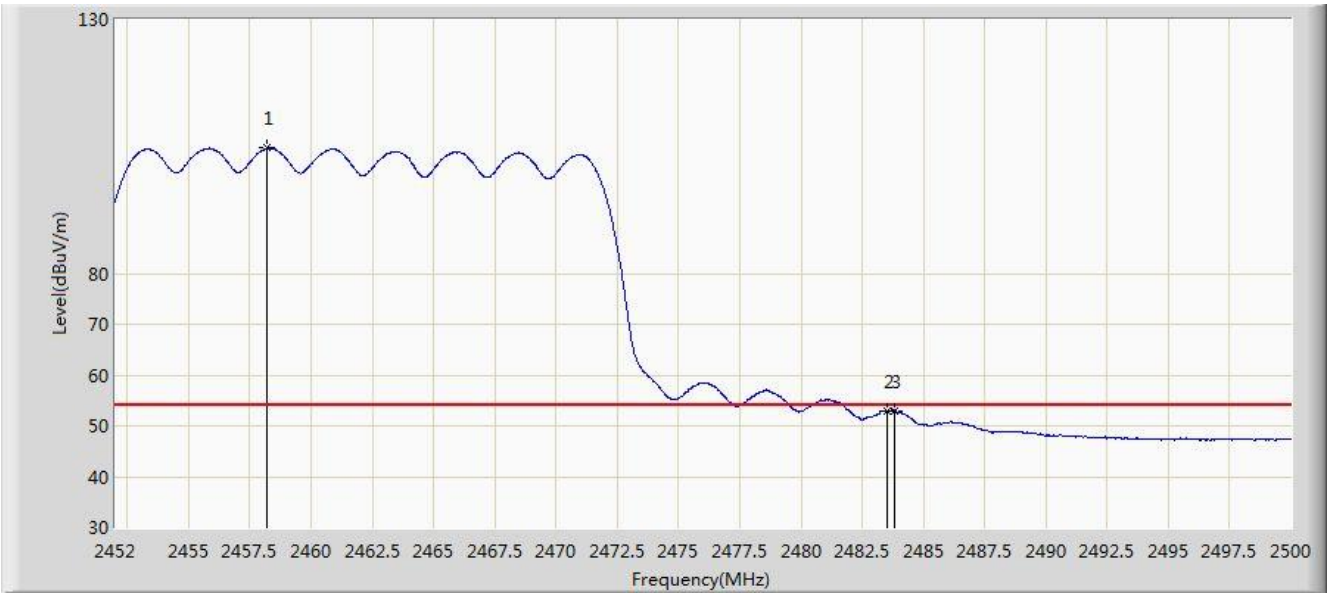

No	Flag	Mark	Frequency (MHz)	Measure Level (dBuV/m)	Reading Level (dBuV)	Margin (dB)	Limit (dBuV/m)	Factor (dB)	Type
1		*	2458.216	104.802	72.214	N/A	N/A	32.588	AV
2			2483.500	52.870	20.166	-1.130	54.000	32.704	AV
3			2483.848	52.998	20.292	-1.002	54.000	32.706	AV

Note: Measure Level (dBµV/m) = Reading Level (dBµV) + Factor (dB)

Factor (dB) = Cable Loss (dB) + Antenna Factor (dB/m).

Site: AC1	Time: 2020/02/17 - 11:58
Limit: FCC_Part 15.209_RE(3m)	Engineer: Kevin Ker
Probe: BBHA 9120D_1-18GHz	Polarity: Vertical
EUT: ACCESS POINT	Power: By PoE
Test Mode: Transmit by 802.11ax-HE20 at Channel 2462MHz	

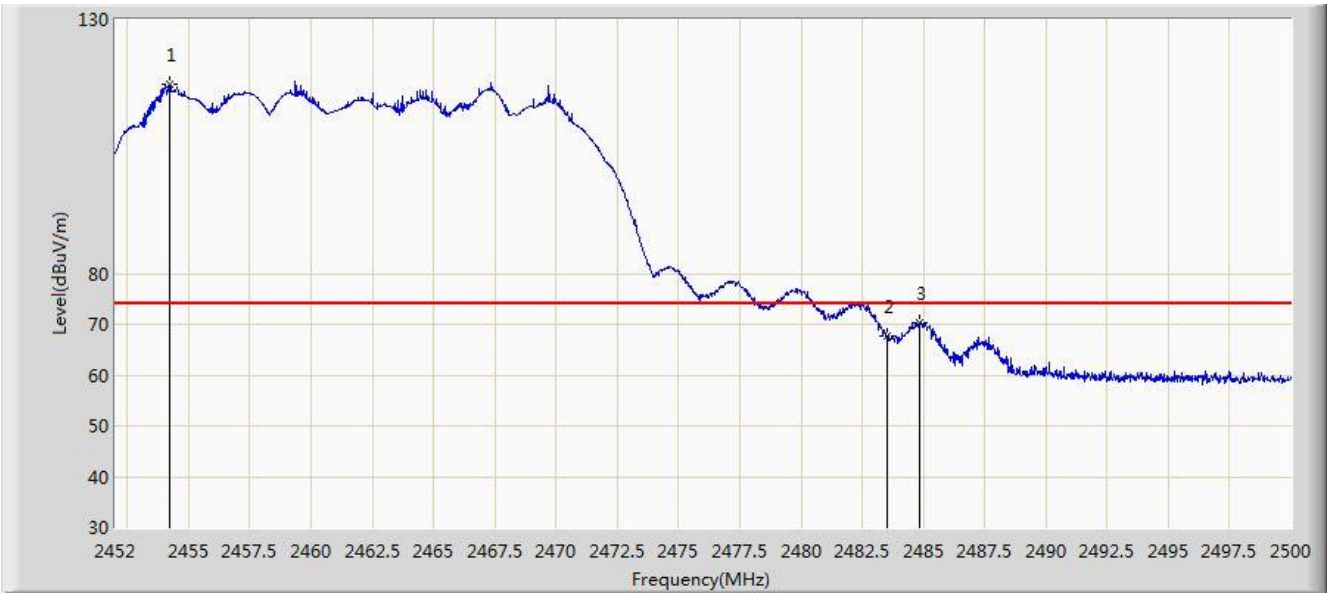

No	Flag	Mark	Frequency (MHz)	Measure Level (dBuV/m)	Reading Level (dBuV)	Margin (dB)	Limit (dBuV/m)	Factor (dB)	Type
1		*	2454.208	117.299	84.729	N/A	N/A	32.569	PK
2			2483.500	67.653	34.949	-6.347	74.000	32.704	PK
3			2484.856	70.403	37.692	-3.597	74.000	32.711	PK

Note: Measure Level (dBµV/m) = Reading Level (dBµV) + Factor (dB)

Factor (dB) = Cable Loss (dB) + Antenna Factor (dB/m).

Site: AC1	Time: 2020/02/17 - 12:00
Limit: FCC_Part 15.209_RE(3m)	Engineer: Kevin Ker
Probe: BBHA 9120D_1-18GHz	Polarity: Vertical
EUT: ACCESS POINT	Power: By PoE
Test Mode: Transmit by 802.11ax-HE20 at Channel 2462MHz	

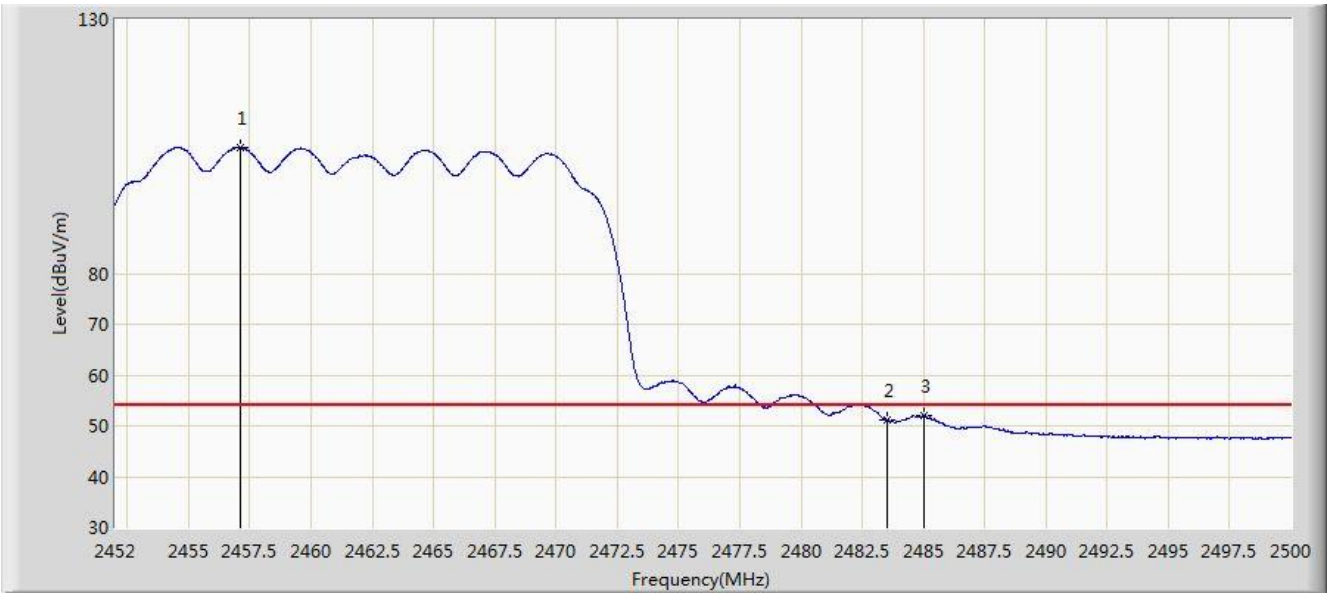

No	Flag	Mark	Frequency (MHz)	Measure Level (dBuV/m)	Reading Level (dBuV)	Margin (dB)	Limit (dBuV/m)	Factor (dB)	Type
1		*	2457.136	104.741	72.158	N/A	N/A	32.583	AV
2			2483.500	51.048	18.344	-2.952	54.000	32.704	AV
3			2485.048	52.029	19.318	-1.971	54.000	32.711	AV

Note: Measure Level (dBµV/m) = Reading Level (dBµV) + Factor (dB)

Factor (dB) = Cable Loss (dB) + Antenna Factor (dB/m).

Site: AC1	Time: 2020/02/17 - 12:05
Limit: FCC_Part 15.209_RE(3m)	Engineer: Kevin Ker
Probe: BBHA 9120D_1-18GHz	Polarity: Horizontal
EUT: ACCESS POINT	Power: By PoE
Test Mode: Transmit by 802.11ax-HE40 at Channel 2422MHz	

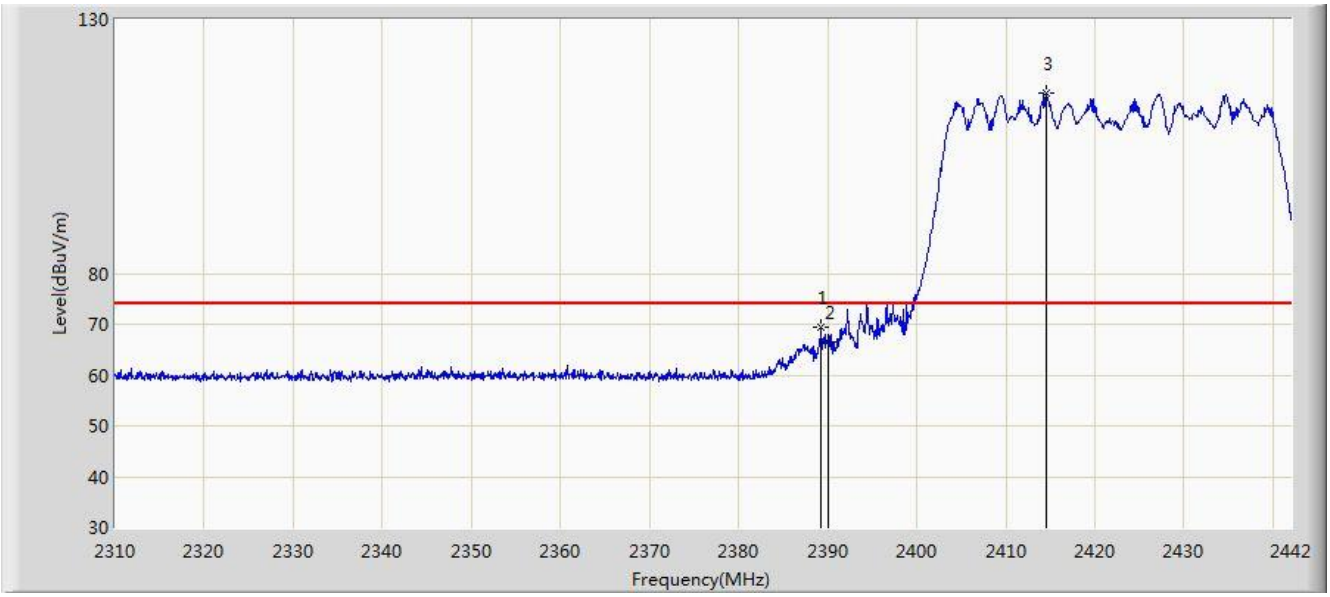

No	Flag	Mark	Frequency (MHz)	Measure Level (dBuV/m)	Reading Level (dBuV)	Margin (dB)	Limit (dBuV/m)	Factor (dB)	Type
1			2389.266	69.325	37.054	-4.675	74.000	32.271	PK
2			2390.000	66.419	34.145	-7.581	74.000	32.274	PK
3		*	2414.478	115.635	83.249	N/A	N/A	32.386	PK

Note: Measure Level (dBµV/m) = Reading Level (dBµV) + Factor (dB)

Factor (dB) = Cable Loss (dB) + Antenna Factor (dB/m).

Site: AC1	Time: 2020/02/17 - 12:03
Limit: FCC_Part 15.209_RE(3m)	Engineer: Kevin Ker
Probe: BBHA 9120D_1-18GHz	Polarity: Horizontal
EUT: ACCESS POINT	Power: By PoE
Test Mode: Transmit by 802.11ax-HE40 at Channel 2422MHz	

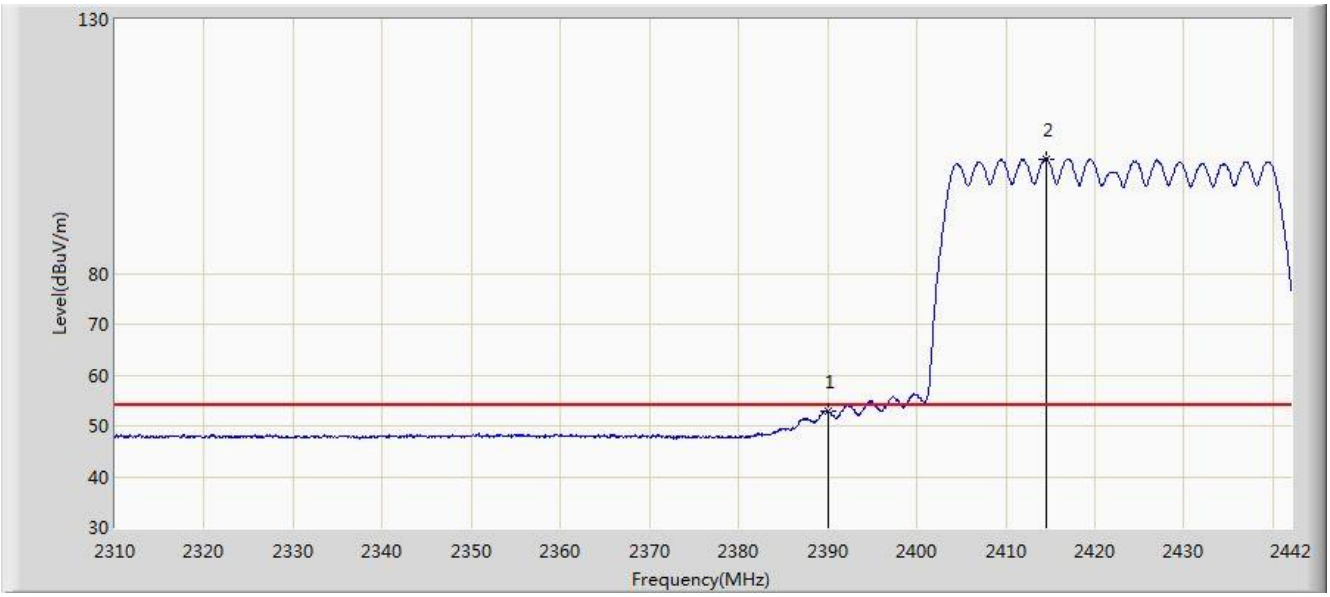

No	Flag	Mark	Frequency (MHz)	Measure Level (dBuV/m)	Reading Level (dBuV)	Margin (dB)	Limit (dBuV/m)	Factor (dB)	Type
1			2390.000	52.880	20.606	-1.120	54.000	32.274	AV
2		*	2414.610	102.586	70.200	N/A	N/A	32.386	AV

Note: Measure Level (dBµV/m) = Reading Level (dBµV) + Factor (dB)

Factor (dB) = Cable Loss (dB) + Antenna Factor (dB/m).

Site: AC1	Time: 2020/02/17 - 12:06
Limit: FCC_Part 15.209_RE(3m)	Engineer: Kevin Ker
Probe: BBHA 9120D_1-18GHz	Polarity: Vertical
EUT: ACCESS POINT	Power: By PoE
Test Mode: Transmit by 802.11ax-HE40 at Channel 2422MHz	

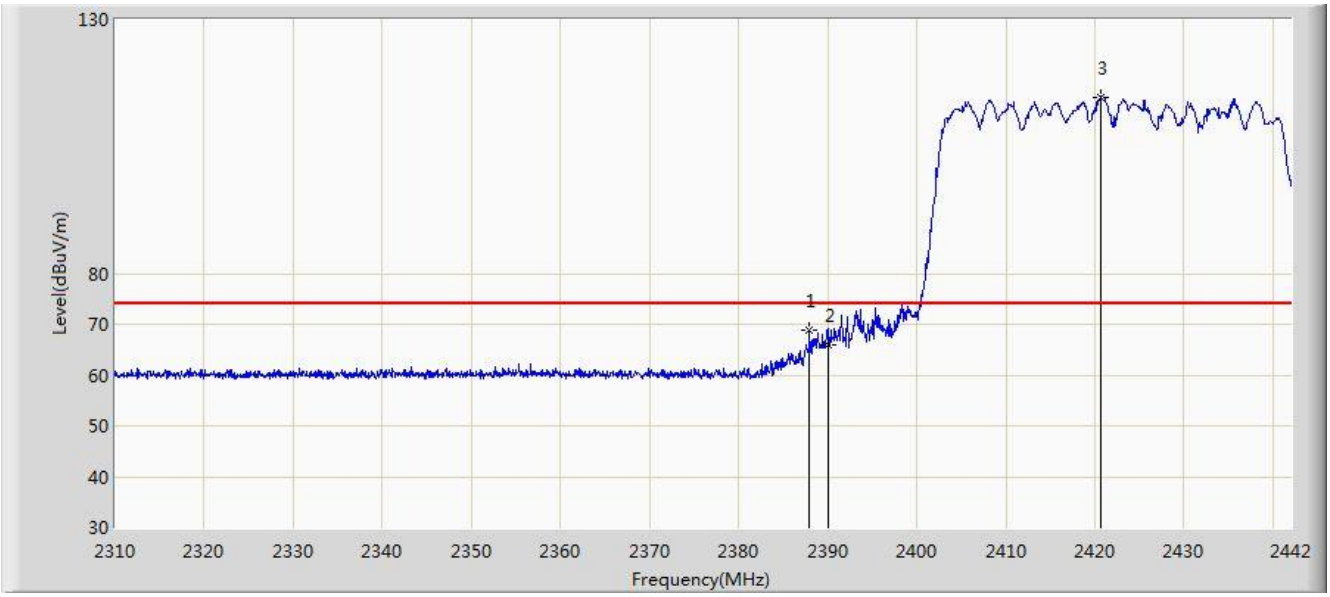

No	Flag	Mark	Frequency (MHz)	Measure Level (dBuV/m)	Reading Level (dBuV)	Margin (dB)	Limit (dBuV/m)	Factor (dB)	Type
1			2387.946	68.753	36.488	-5.247	74.000	32.265	PK
2			2390.000	66.081	33.807	-7.919	74.000	32.274	PK
3		*	2420.616	114.641	82.227	N/A	N/A	32.415	PK

Note: Measure Level (dBµV/m) = Reading Level (dBµV) + Factor (dB)

Factor (dB) = Cable Loss (dB) + Antenna Factor (dB/m).

Site: AC1	Time: 2020/02/17 - 12:07
Limit: FCC_Part 15.209_RE(3m)	Engineer: Kevin Ker
Probe: BBHA 9120D_1-18GHz	Polarity: Vertical
EUT: ACCESS POINT	Power: By PoE
Test Mode: Transmit by 802.11ax-HE40 at Channel 2422MHz	

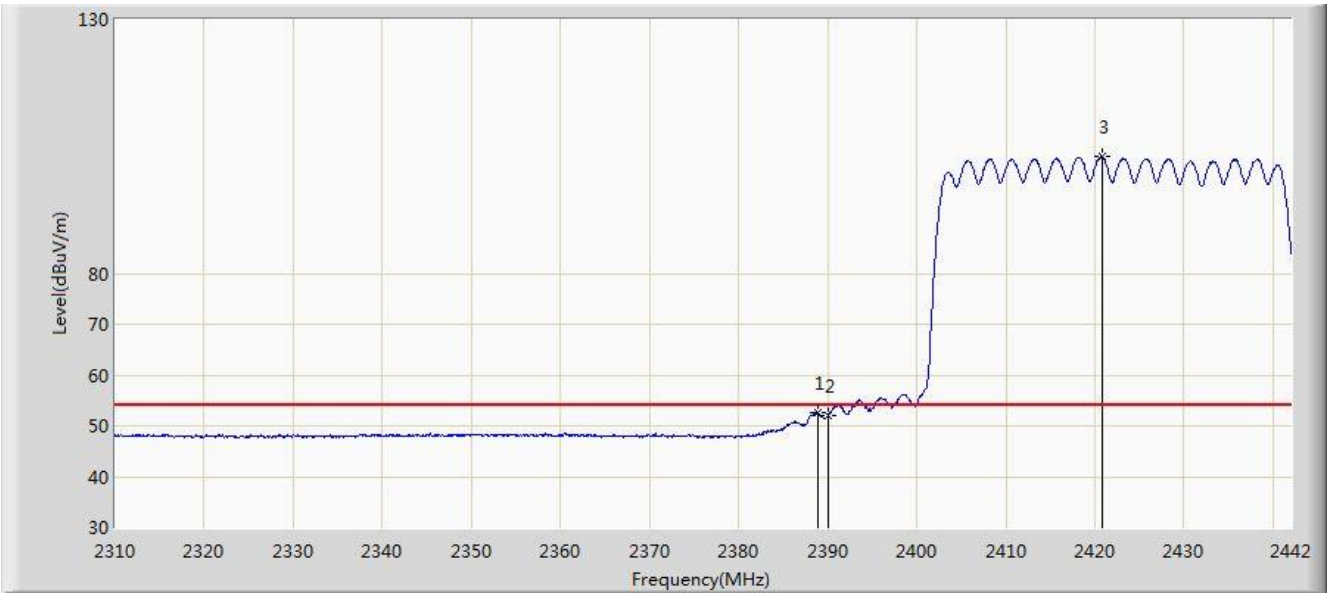

No	Flag	Mark	Frequency (MHz)	Measure Level (dBuV/m)	Reading Level (dBuV)	Margin (dB)	Limit (dBuV/m)	Factor (dB)	Type
1			2388.870	52.545	20.276	-1.455	54.000	32.269	AV
2			2390.000	52.030	19.756	-1.970	54.000	32.274	AV
3		*	2420.814	102.902	70.487	N/A	N/A	32.415	AV

Note: Measure Level (dBµV/m) = Reading Level (dBµV) + Factor (dB)

Factor (dB) = Cable Loss (dB) + Antenna Factor (dB/m).

Site: AC1	Time: 2020/02/18 - 10:58
Limit: FCC_Part 15.209_RE(3m)	Engineer: Kevin Ker
Probe: BBHA 9120D_1-18GHz	Polarity: Horizontal
EUT: ACCESS POINT	Power: By PoE
Test Mode: Transmit by 802.11ax-HE40 at Channel 2437MHz	

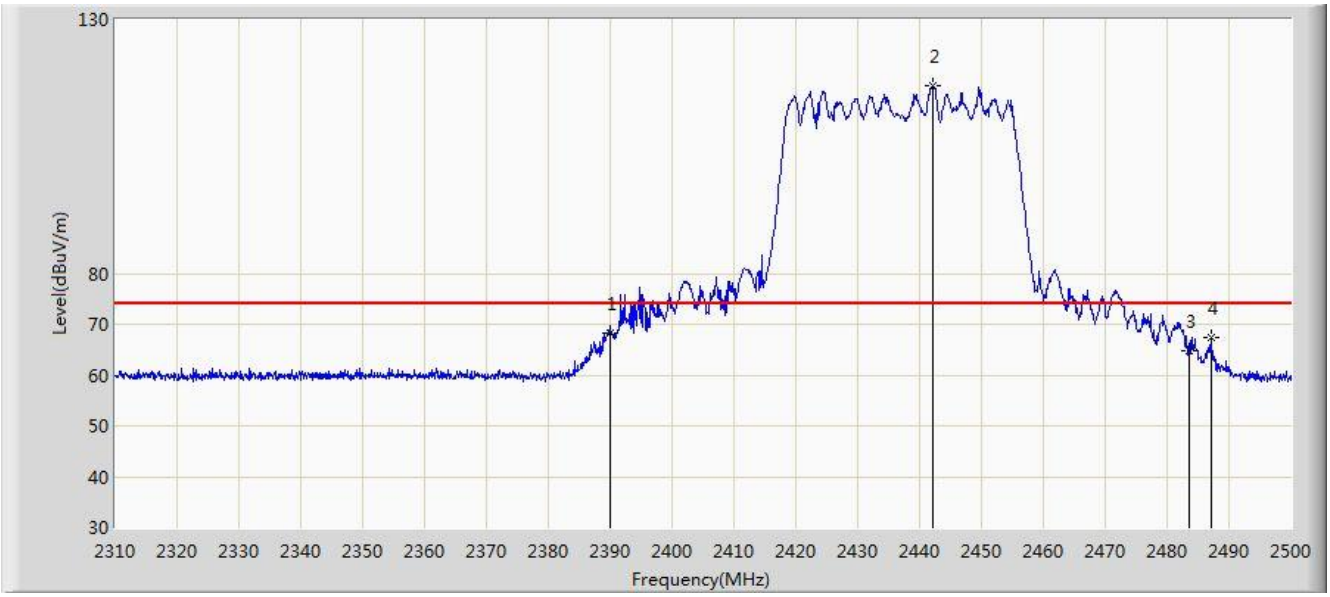

No	Flag	Mark	Frequency (MHz)	Measure Level (dBuV/m)	Reading Level (dBuV)	Margin (dB)	Limit (dBuV/m)	Factor (dB)	Type
1			2390.000	68.301	36.027	-5.699	74.000	32.274	PK
2		*	2442.240	116.909	84.394	N/A	N/A	32.515	PK
3			2483.500	64.909	32.205	-9.091	74.000	32.704	PK
4			2487.080	67.362	34.641	-6.638	74.000	32.721	PK

Note: Measure Level (dBμV/m) = Reading Level (dBμV) + Factor (dB)

Factor (dB) = Cable Loss (dB) + Antenna Factor (dB/m).

Site: AC1	Time: 2020/02/18 - 10:59
Limit: FCC_Part 15.209_RE(3m)	Engineer: Kevin Ker
Probe: BBHA 9120D_1-18GHz	Polarity: Horizontal
EUT: ACCESS POINT	Power: By PoE
Test Mode: Transmit by 802.11ax-HE40 at Channel 2437MHz	

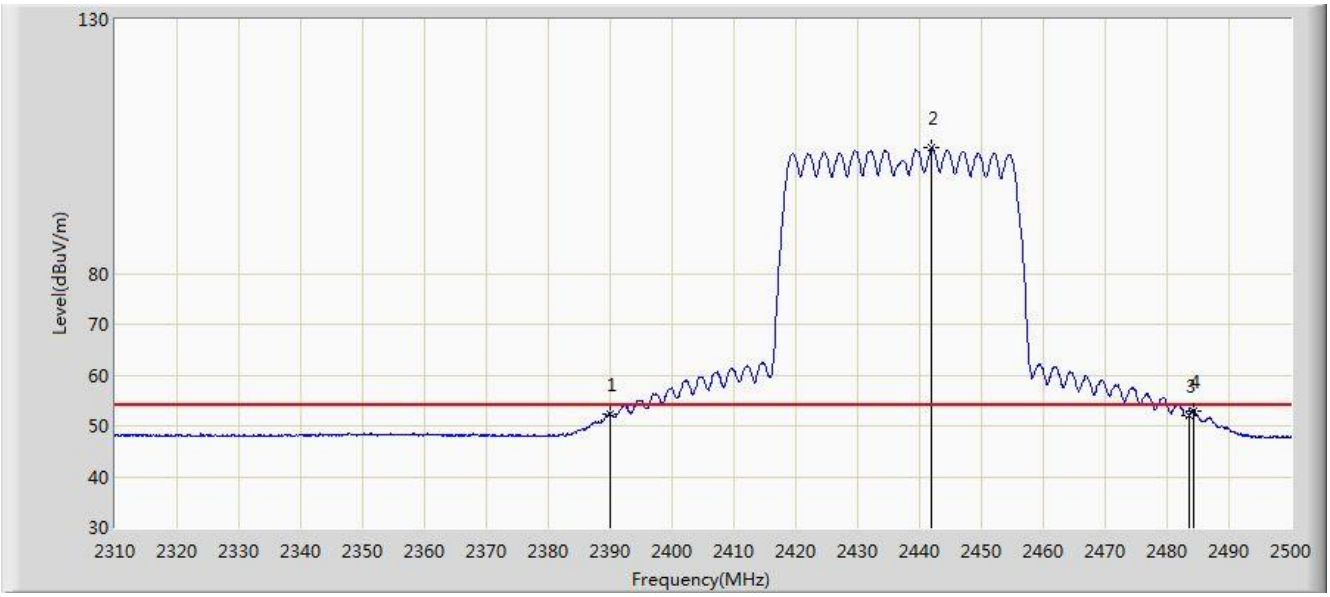

No	Flag	Mark	Frequency (MHz)	Measure Level (dBuV/m)	Reading Level (dBuV)	Margin (dB)	Limit (dBuV/m)	Factor (dB)	Type
1			2390.000	52.456	20.182	-1.544	54.000	32.274	AV
2		*	2441.955	104.831	72.318	N/A	N/A	32.514	AV
3			2483.500	52.121	19.417	-1.879	54.000	32.704	AV
4			2484.230	52.915	20.207	-1.085	54.000	32.708	AV

Note: Measure Level (dBµV/m) = Reading Level (dBµV) + Factor (dB)

Factor (dB) = Cable Loss (dB) + Antenna Factor (dB/m).

Site: AC1	Time: 2020/02/18 - 10:57
Limit: FCC_Part 15.209_RE(3m)	Engineer: Kevin Ker
Probe: BBHA 9120D_1-18GHz	Polarity: Vertical
EUT: ACCESS POINT	Power: By PoE
Test Mode: Transmit by 802.11ax-HE40 at Channel 2437MHz	

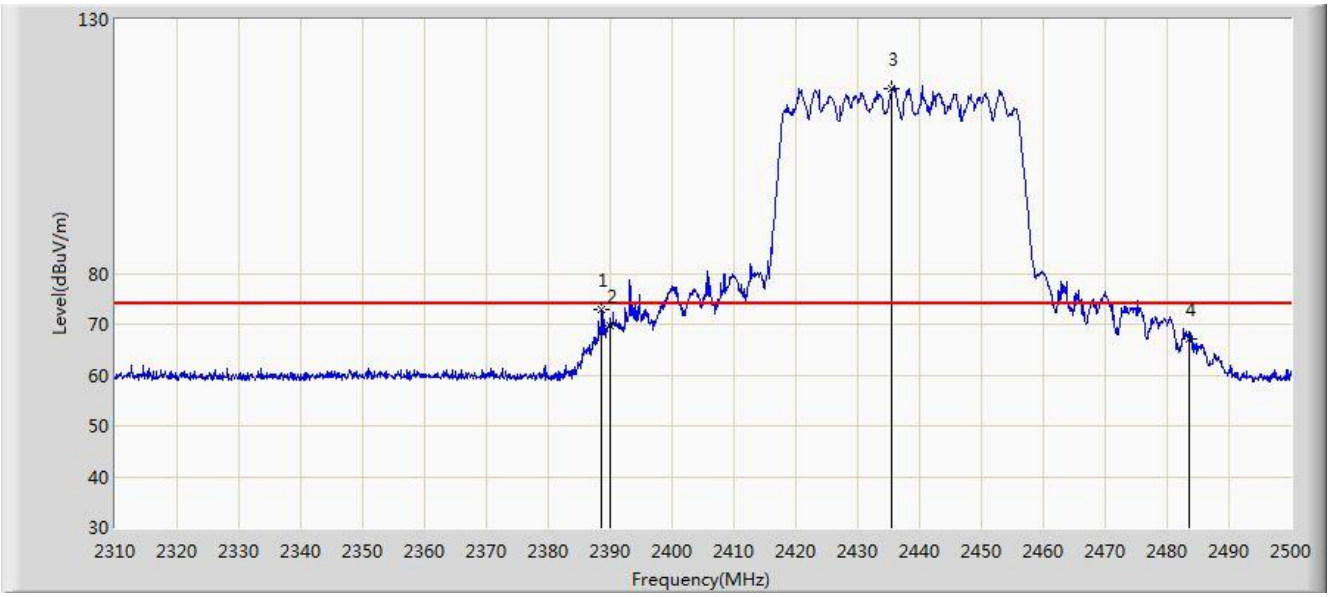

No	Flag	Mark	Frequency (MHz)	Measure Level (dBuV/m)	Reading Level (dBuV)	Margin (dB)	Limit (dBuV/m)	Factor (dB)	Type
1			2388.565	72.984	40.716	-1.016	74.000	32.267	PK
2			2390.000	69.655	37.381	-4.345	74.000	32.274	PK
3		*	2435.590	116.518	84.034	N/A	N/A	32.484	PK
4			2483.500	67.030	34.326	-6.970	74.000	32.704	PK

Note: Measure Level (dBμV/m) = Reading Level (dBμV) + Factor (dB)

Factor (dB) = Cable Loss (dB) + Antenna Factor (dB/m).

Site: AC1	Time: 2020/02/18 - 10:55
Limit: FCC_Part 15.209_RE(3m)	Engineer: Kevin Ker
Probe: BBHA 9120D_1-18GHz	Polarity: Vertical
EUT: ACCESS POINT	Power: By PoE
Test Mode: Transmit by 802.11ax-HE40 at Channel 2437MHz	

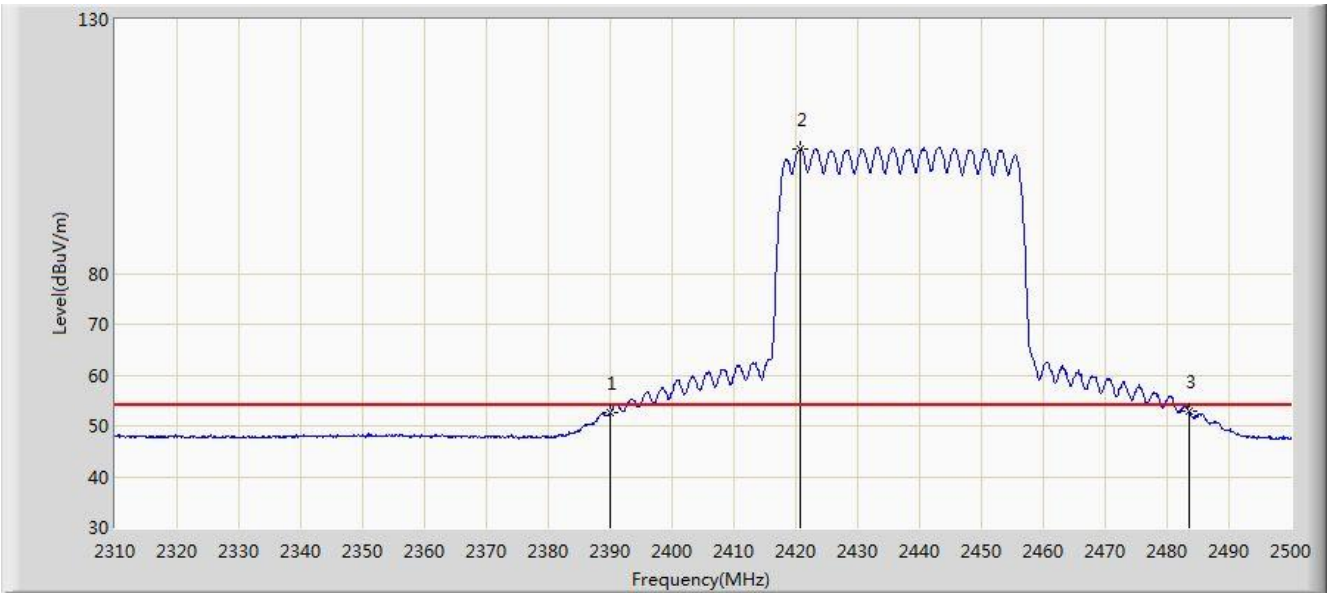

No	Flag	Mark	Frequency (MHz)	Measure Level (dBuV/m)	Reading Level (dBuV)	Margin (dB)	Limit (dBuV/m)	Factor (dB)	Type
1			2390.000	52.523	20.249	-1.477	54.000	32.274	AV
2		*	2420.675	104.512	72.097	N/A	N/A	32.415	AV
3			2483.500	52.977	20.273	-1.023	54.000	32.704	AV

Note: Measure Level (dBµV/m) = Reading Level (dBµV) + Factor (dB)

Factor (dB) = Cable Loss (dB) + Antenna Factor (dB/m).

Site: AC1	Time: 2020/02/17 - 12:11
Limit: FCC_Part 15.209_RE(3m)	Engineer: Kevin Ker
Probe: BBHA 9120D_1-18GHz	Polarity: Horizontal
EUT: ACCESS POINT	Power: By PoE
Test Mode: Transmit by 802.11ax-HE40 at Channel 2452MHz	

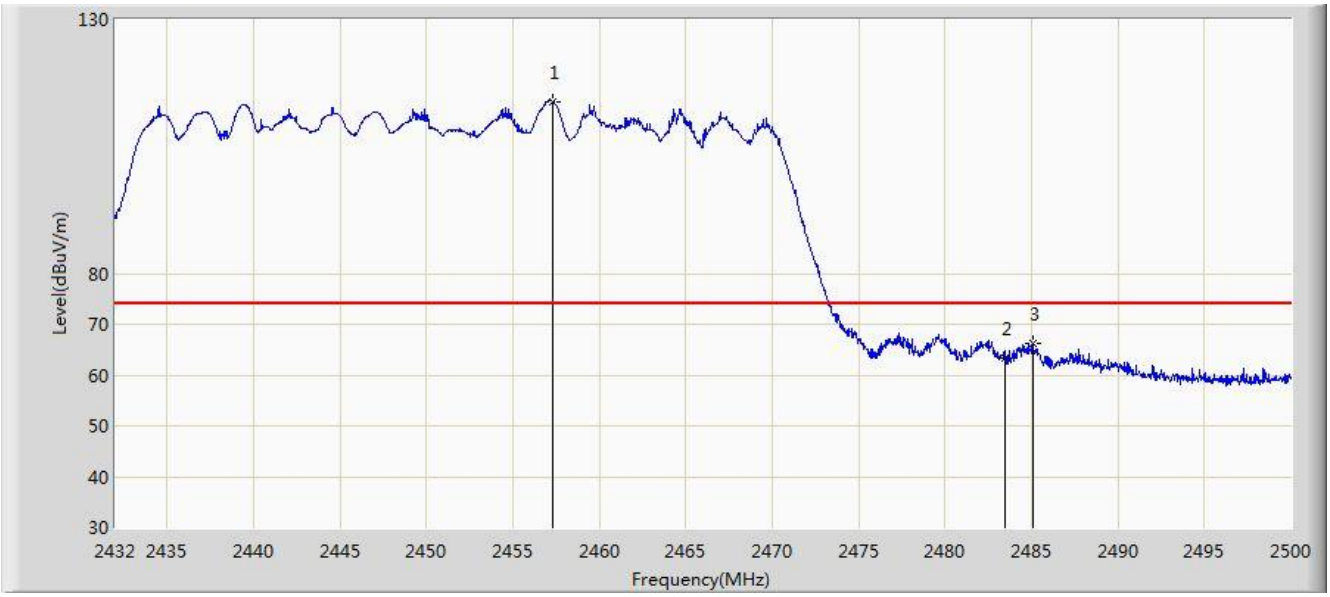

No	Flag	Mark	Frequency (MHz)	Measure Level (dBuV/m)	Reading Level (dBuV)	Margin (dB)	Limit (dBuV/m)	Factor (dB)	Type
1		*	2457.330	113.781	81.197	N/A	N/A	32.584	PK
2			2483.500	63.467	30.763	-10.533	74.000	32.704	PK
3			2485.074	66.118	33.406	-7.882	74.000	32.711	PK

Note: Measure Level (dBµV/m) = Reading Level (dBµV) + Factor (dB)

Factor (dB) = Cable Loss (dB) + Antenna Factor (dB/m).

Site: AC1	Time: 2020/02/17 - 12:10
Limit: FCC_Part 15.209_RE(3m)	Engineer: Kevin Ker
Probe: BBHA 9120D_1-18GHz	Polarity: Horizontal
EUT: ACCESS POINT	Power: By PoE
Test Mode: Transmit by 802.11ax-HE40 at Channel 2452MHz	

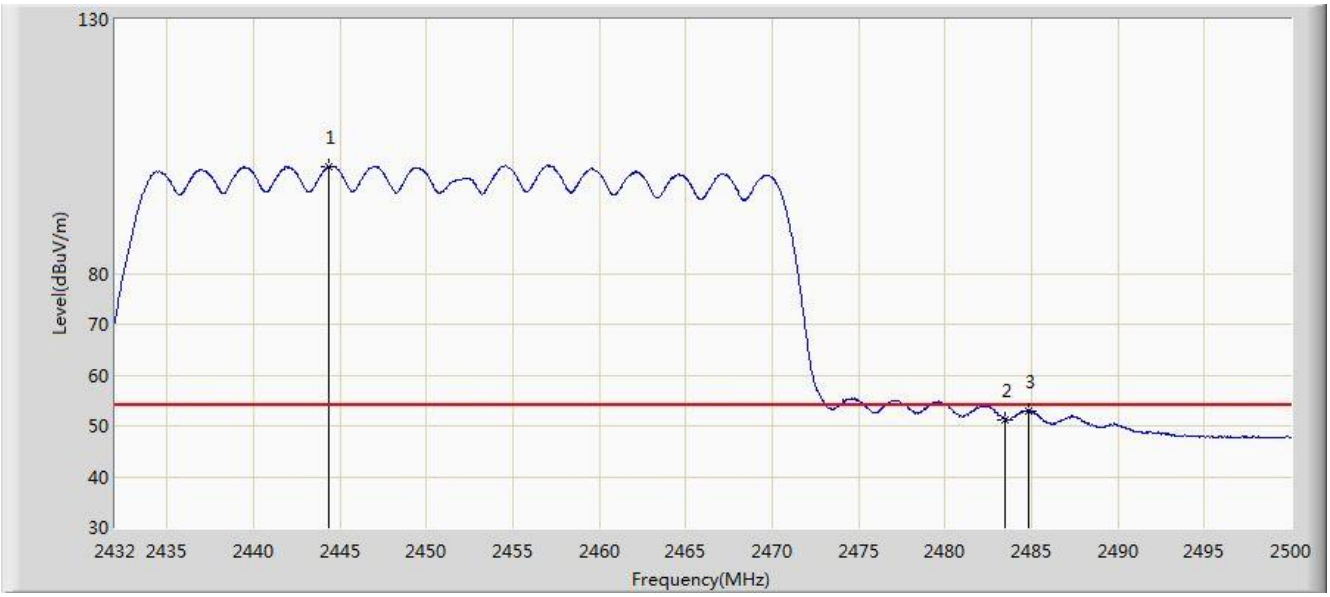

No	Flag	Mark	Frequency (MHz)	Measure Level (dBuV/m)	Reading Level (dBuV)	Margin (dB)	Limit (dBuV/m)	Factor (dB)	Type
1		*	2444.342	100.970	68.446	N/A	N/A	32.525	AV
2			2483.500	51.231	18.527	-2.769	54.000	32.704	AV
3			2484.836	53.024	20.313	-0.976	54.000	32.711	AV

Note: Measure Level (dBµV/m) = Reading Level (dBµV) + Factor (dB)

Factor (dB) = Cable Loss (dB) + Antenna Factor (dB/m).

Site: AC1	Time: 2020/02/17 - 12:11
Limit: FCC_Part 15.209_RE(3m)	Engineer: Kevin Ker
Probe: BBHA 9120D_1-18GHz	Polarity: Vertical
EUT: ACCESS POINT	Power: By PoE
Test Mode: Transmit by 802.11ax-HE40 at Channel 2452MHz	

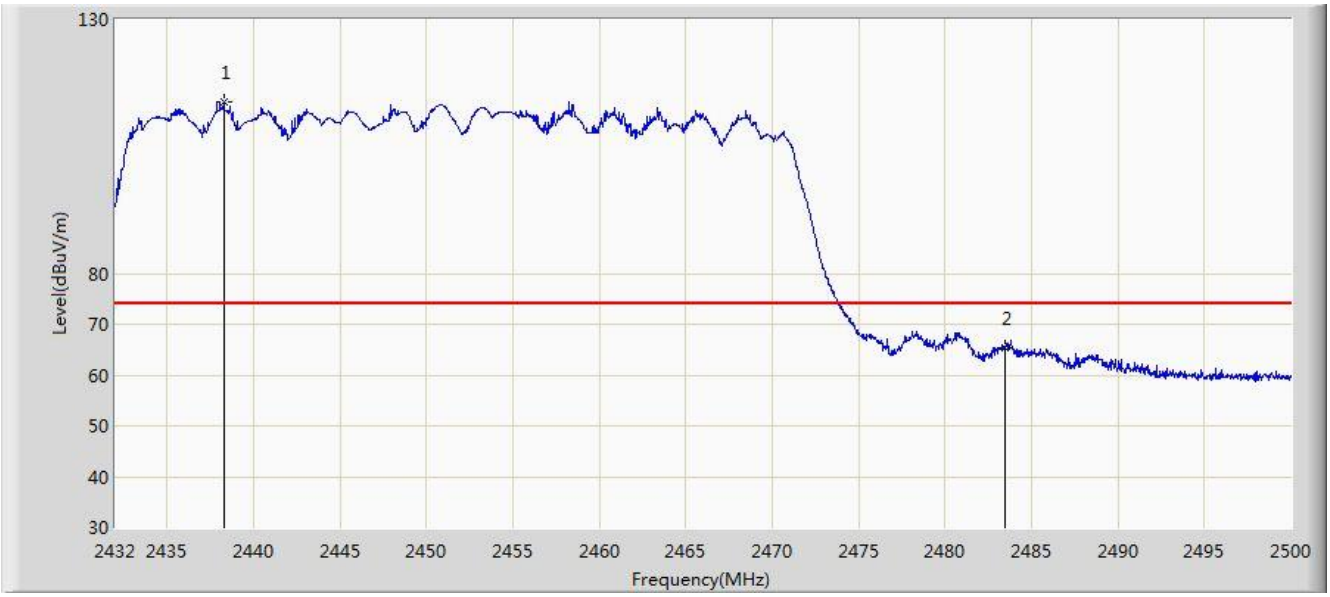

No	Flag	Mark	Frequency (MHz)	Measure Level (dBuV/m)	Reading Level (dBuV)	Margin (dB)	Limit (dBuV/m)	Factor (dB)	Type
1		*	2438.290	113.862	81.366	N/A	N/A	32.496	PK
2			2483.500	65.271	32.567	-8.729	74.000	32.704	PK

Note: Measure Level (dBµV/m) = Reading Level (dBµV) + Factor (dB)

Factor (dB) = Cable Loss (dB) + Antenna Factor (dB/m).

Site: AC1	Time: 2020/02/17 - 12:13
Limit: FCC_Part 15.209_RE(3m)	Engineer: Kevin Ker
Probe: BBHA 9120D_1-18GHz	Polarity: Vertical
EUT: ACCESS POINT	Power: By PoE
Test Mode: Transmit by 802.11ax-HE40 at Channel 2452MHz	

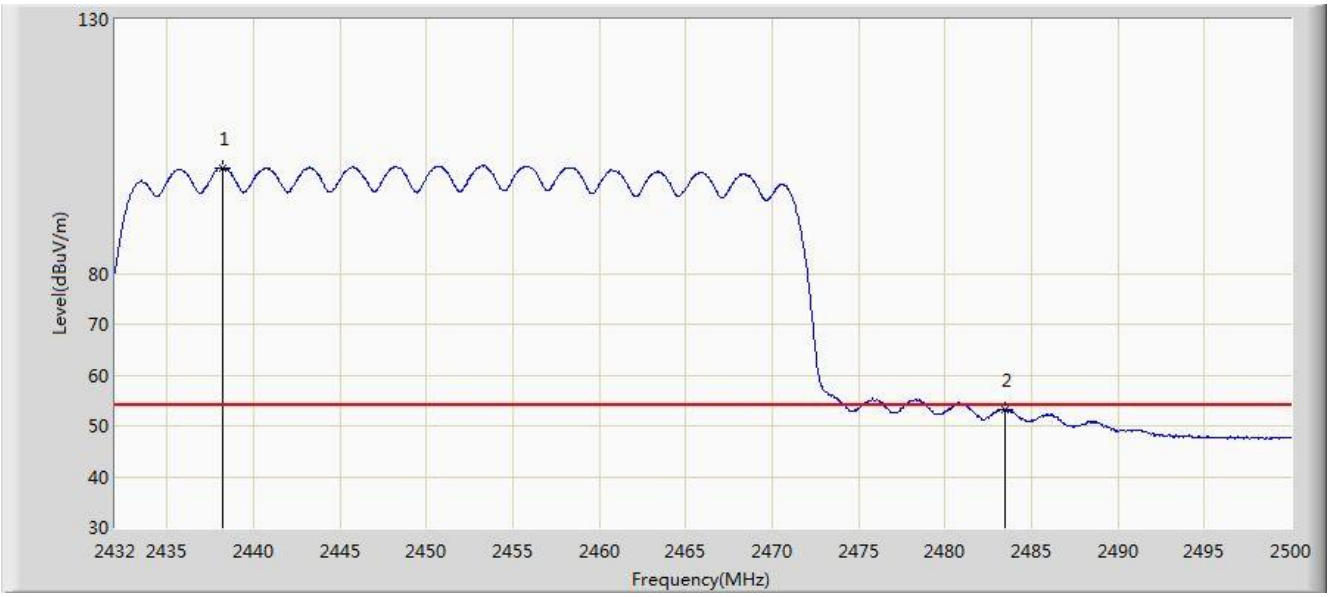

No	Flag	Mark	Frequency (MHz)	Measure Level (dBuV/m)	Reading Level (dBuV)	Margin (dB)	Limit (dBuV/m)	Factor (dB)	Type
1		*	2438.188	100.844	68.348	N/A	N/A	32.496	AV
2			2483.500	53.171	20.467	-0.829	54.000	32.704	AV

Note: Measure Level (dBµV/m) = Reading Level (dBµV) + Factor (dB)

Factor (dB) = Cable Loss (dB) + Antenna Factor (dB/m).