Site: AC1	Time: 2020/02/18 - 14:02
Limit: FCC_Part15.407_RE(3m)	Engineer: Kevin Ker
Probe: BBHA 9120D_1-18GHz	Polarity: Horizontal
EUT: ACCESS POINT	Power: By PoE
Test Mode: Transmit by 802.11ac-VHT40 at Channel 5795MHz	

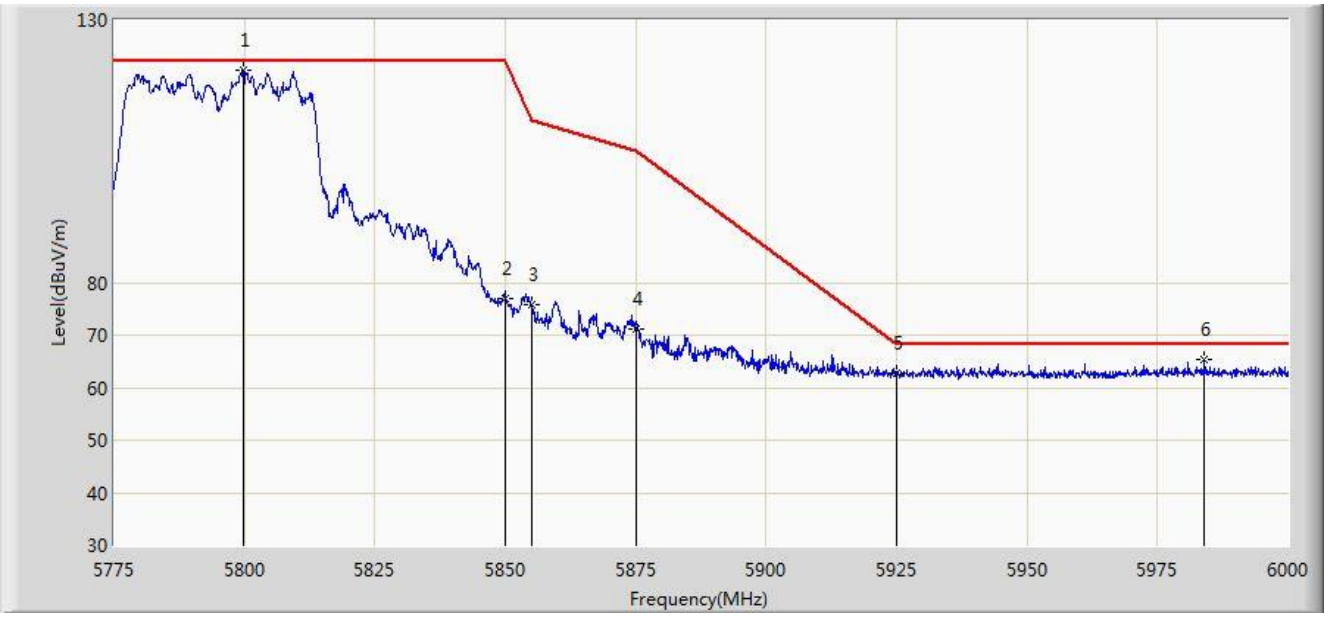

No	Flag	Mark	Frequency (MHz)	Measure Level (dBuV/m)	Reading Level (dBuV)	Margin (dB)	Limit (dBuV/m)	Factor (dB)	Type
1		*	5799.750	120.386	115.365	N/A	N/A	5.021	PK
2			5850.000	77.056	71.842	-45.144	122.200	5.214	PK
3			5855.000	75.738	70.505	-35.062	110.800	5.233	PK
4			5875.000	71.277	65.967	-33.923	105.200	5.310	PK
5			5925.000	62.873	57.371	-5.327	68.200	5.502	PK
6			5984.025	65.346	59.617	-2.854	68.200	5.729	PK

Note: Measure Level (dBμV/m) = Reading Level (dBμV) + Factor (dB)

Factor (dB) = Cable Loss (dB) + Antenna Factor (dB/m) - Pre_Amplifier Gain (dB).

Site: AC1	Time: 2020/02/18 - 14:04
Limit: FCC_Part15.407_RE(3m)	Engineer: Kevin Ker
Probe: BBHA 9120D_1-18GHz	Polarity: Vertical
EUT: ACCESS POINT	Power: By PoE
Test Mode: Transmit by 802.11ac-VHT40 at Channel 5795MHz	

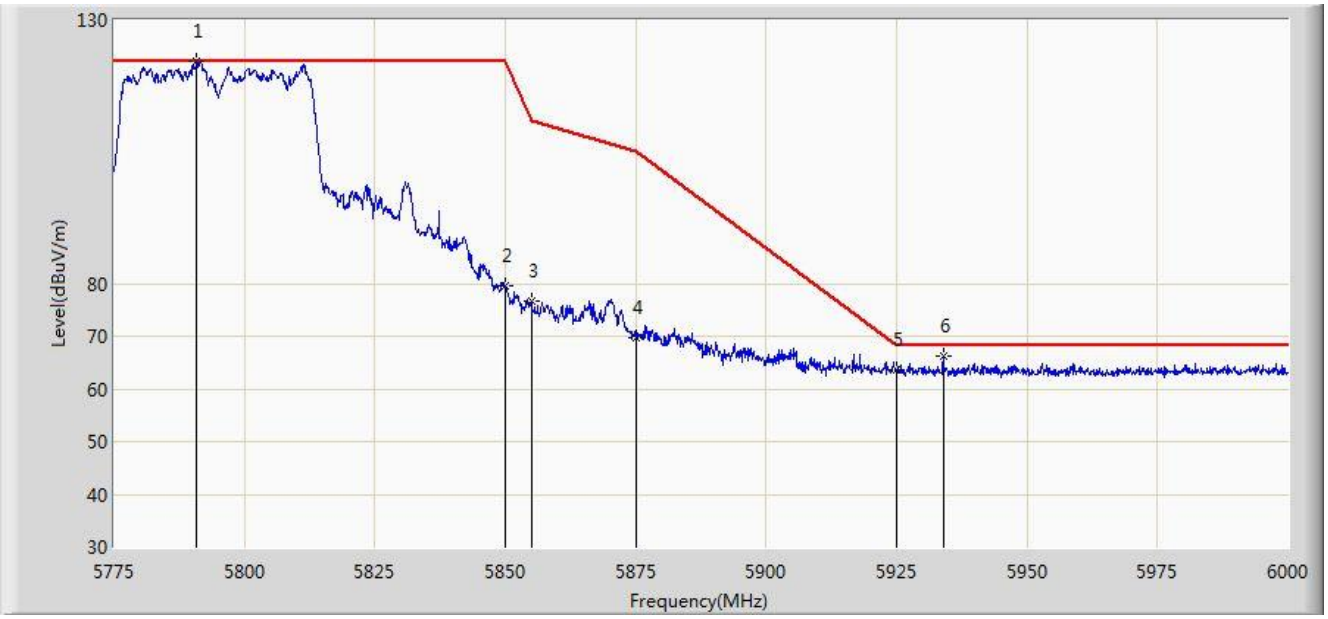

No	Flag	Mark	Frequency (MHz)	Measure Level (dBuV/m)	Reading Level (dBuV)	Margin (dB)	Limit (dBuV/m)	Factor (dB)	Type
1		*	5790.862	122.243	117.256	N/A	N/A	4.987	PK
2			5850.000	79.432	74.218	-42.768	122.200	5.214	PK
3			5855.000	76.760	71.527	-34.040	110.800	5.233	PK
4			5875.000	69.637	64.327	-35.563	105.200	5.310	PK
5			5925.000	63.685	58.183	-4.515	68.200	5.502	PK
6			5933.962	66.333	60.796	-1.867	68.200	5.537	PK

Note: Measure Level (dBµV/m) = Reading Level (dBµV) + Factor (dB)

Factor (dB) = Cable Loss (dB) + Antenna Factor (dB/m) - Pre_Amplifier Gain (dB).

Site: AC1	Time: 2020/02/18 - 14:40
Limit: FCC_Part15.209_RE(3m)	Engineer: Kevin Ker
Probe: BBHA 9120D_1-18GHz	Polarity: Horizontal
EUT: ACCESS POINT	Power: By PoE
Test Mode: Transmit by 802.11ac-VHT80 at Channel 5210MHz	

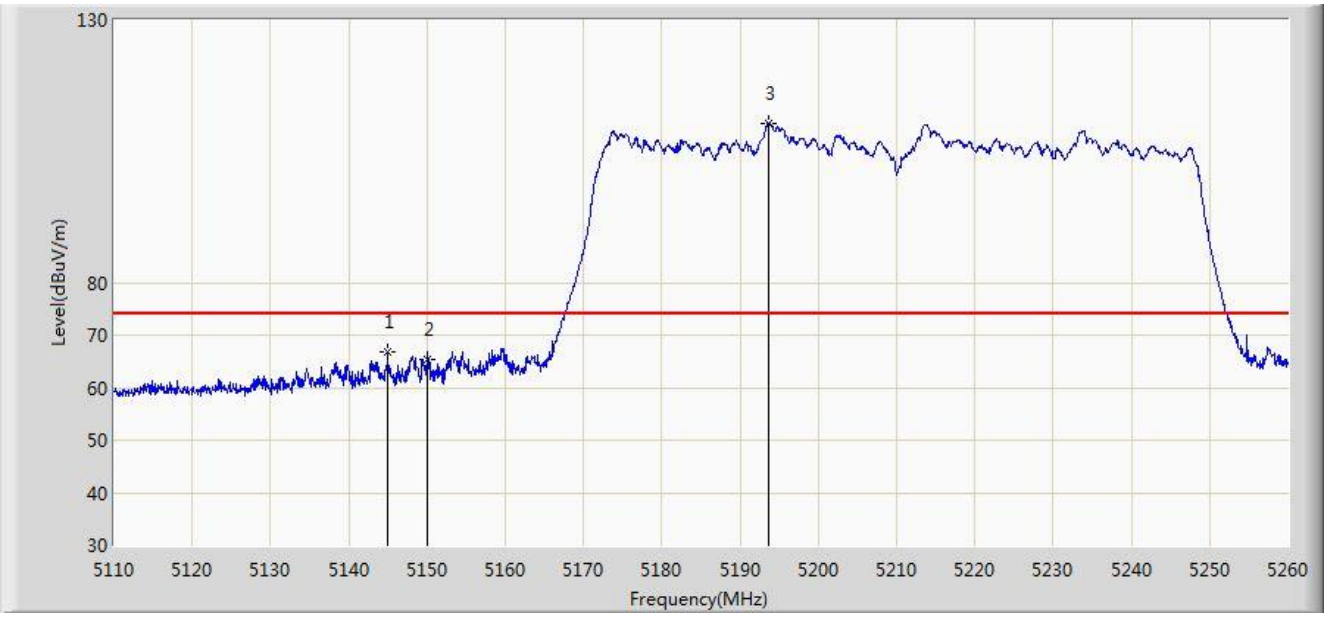

No	Flag	Mark	Frequency (MHz)	Measure Level (dBuV/m)	Reading Level (dBuV)	Margin (dB)	Limit (dBuV/m)	Factor (dB)	Type
1			5144.950	66.699	63.056	-7.301	74.000	3.642	PK
2			5150.000	65.239	61.593	-8.761	74.000	3.646	PK
3		*	5193.700	110.378	106.704	N/A	N/A	3.674	PK

Note: Measure Level (dBμV/m) = Reading Level (dBμV) + Factor (dB)

Factor (dB) = Cable Loss (dB) + Antenna Factor (dB/m) - Pre_Amplifier Gain (dB).

Site: AC1	Time: 2020/02/18 - 14:42
Limit: FCC_Part15.209_RE(3m)	Engineer: Kevin Ker
Probe: BBHA 9120D_1-18GHz	Polarity: Horizontal
EUT: ACCESS POINT	Power: By PoE
Test Mode: Transmit by 802.11ac-VHT80 at Channel 5210MHz	

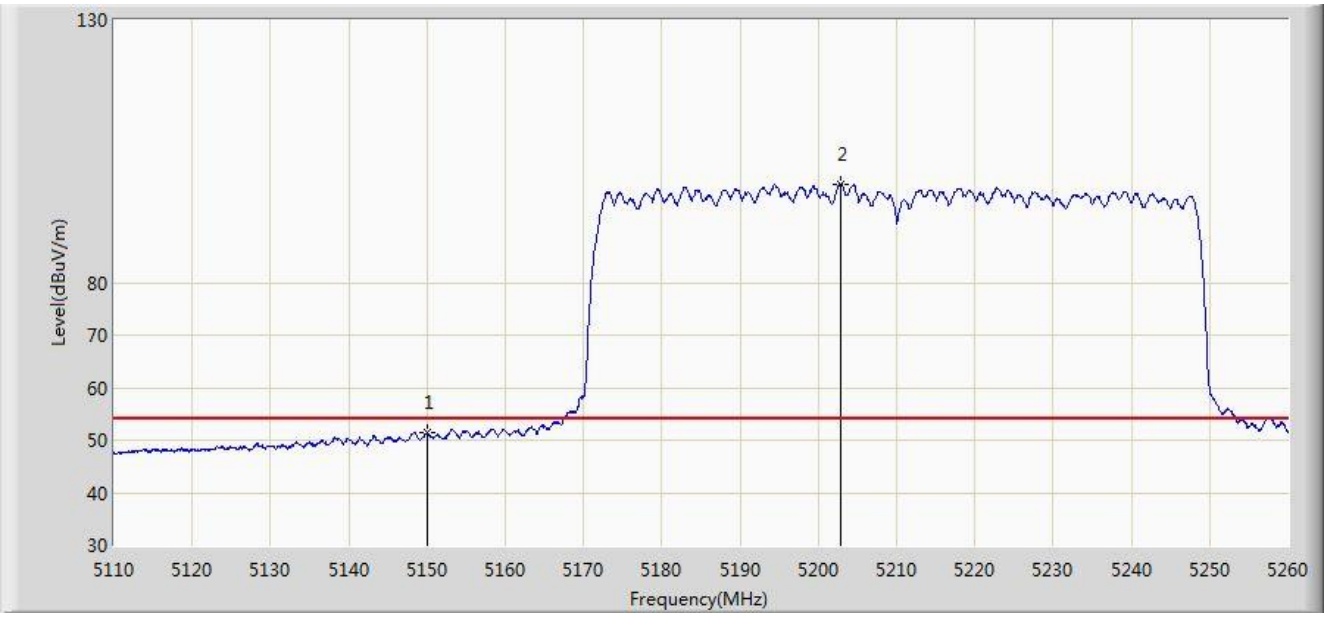

No	Flag	Mark	Frequency (MHz)	Measure Level (dBuV/m)	Reading Level (dBuV)	Margin (dB)	Limit (dBuV/m)	Factor (dB)	Type
1			5150.000	51.370	47.724	-2.630	54.000	3.646	AV
2		*	5202.850	98.829	95.149	N/A	N/A	3.680	AV

Note: Measure Level (dBµV/m) = Reading Level (dBµV) + Factor (dB)

Factor (dB) = Cable Loss (dB) + Antenna Factor (dB/m) - Pre_Amplifier Gain (dB).

Site: AC1	Time: 2020/02/18 - 14:39
Limit: FCC_Part15.209_RE(3m)	Engineer: Kevin Ker
Probe: BBHA 9120D_1-18GHz	Polarity: Vertical
EUT: ACCESS POINT	Power: By PoE
Test Mode: Transmit by 802.11ac-VHT80 at Channel 5210MHz	

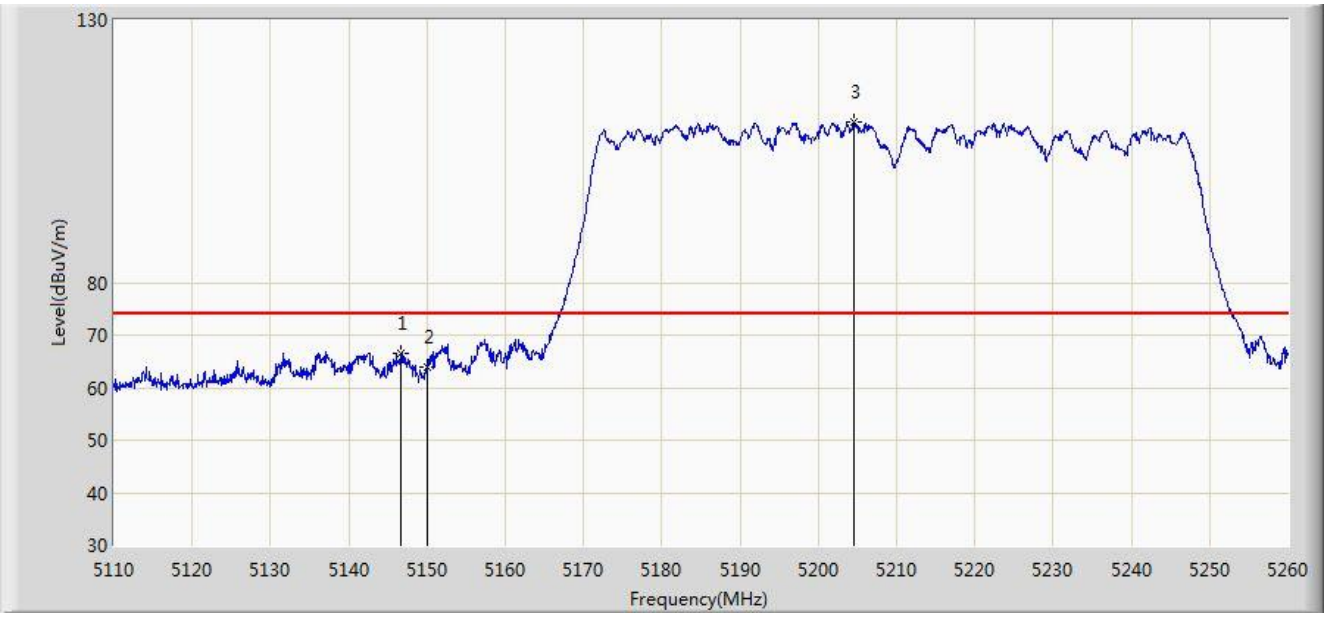

No	Flag	Mark	Frequency (MHz)	Measure Level (dBuV/m)	Reading Level (dBuV)	Margin (dB)	Limit (dBuV/m)	Factor (dB)	Type
1			5146.600	66.549	62.905	-7.451	74.000	3.644	PK
2			5150.000	63.815	60.169	-10.185	74.000	3.646	PK
3		*	5204.500	110.610	106.929	N/A	N/A	3.681	PK

Note: Measure Level (dBμV/m) = Reading Level (dBμV) + Factor (dB)

Factor (dB) = Cable Loss (dB) + Antenna Factor (dB/m) - Pre_Amplifier Gain (dB).

Site: AC1	Time: 2020/02/18 - 14:37
Limit: FCC_Part15.209_RE(3m)	Engineer: Kevin Ker
Probe: BBHA 9120D_1-18GHz	Polarity: Vertical
EUT: ACCESS POINT	Power: By PoE
Test Mode: Transmit by 802.11ac-VHT80 at Channel 5210MHz	

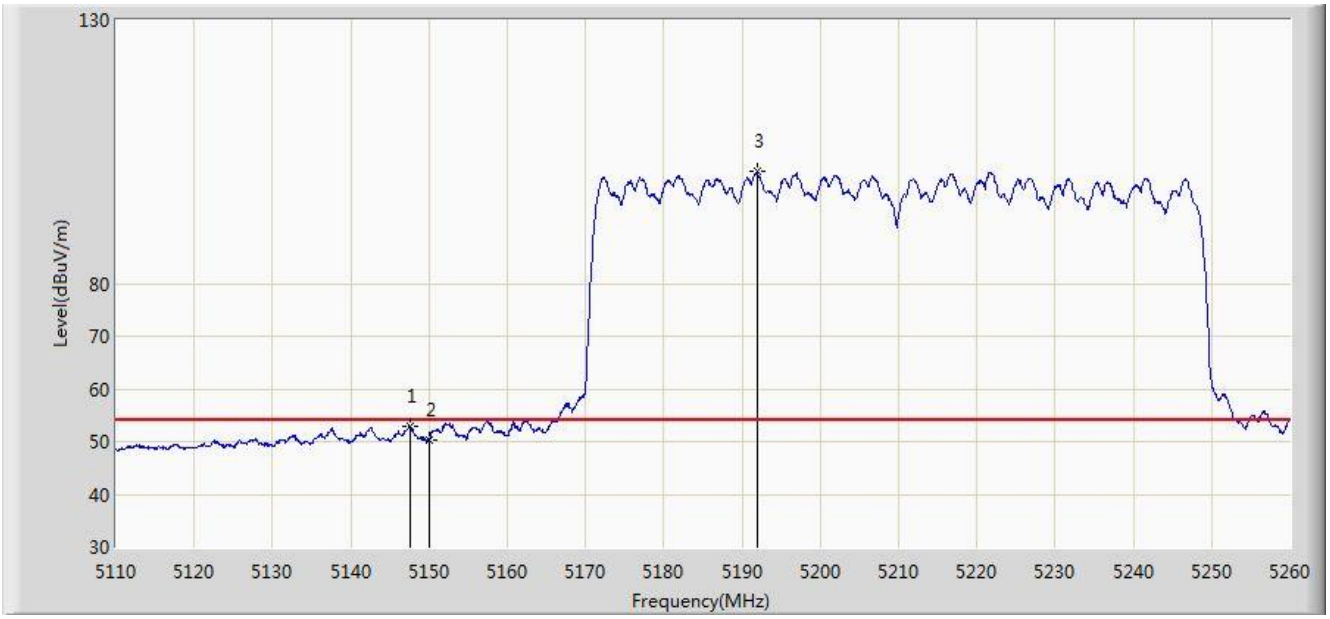

No	Flag	Mark	Frequency (MHz)	Measure Level (dBuV/m)	Reading Level (dBuV)	Margin (dB)	Limit (dBuV/m)	Factor (dB)	Type
1			5147.500	52.828	49.183	-1.172	54.000	3.645	AV
2			5150.000	50.277	46.631	-3.723	54.000	3.646	AV
3		*	5191.900	101.297	97.624	N/A	N/A	3.673	AV

Note: Measure Level (dBμV/m) = Reading Level (dBμV) + Factor (dB)

Factor (dB) = Cable Loss (dB) + Antenna Factor (dB/m) - Pre_Amplifier Gain (dB).

Site: AC1	Time: 2020/03/04 - 23:07
Limit: FCC_Part15.209_RE(3m)	Engineer: Kevin Ker
Probe: BBHA 9120D_1-18GHz	Polarity: Horizontal
EUT: ACCESS POINT	Power: By PoE
Test Mode: Transmit by 802.11ac-VHT80 at Channel 5290MHz	

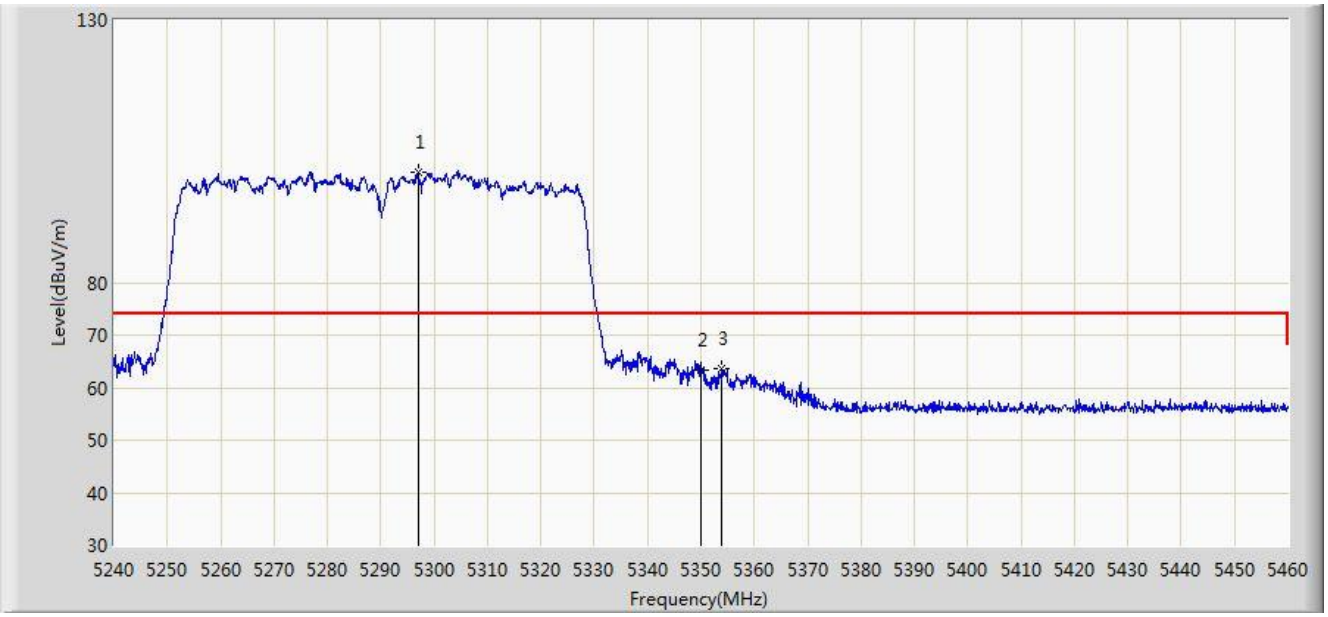

No	Flag	Mark	Frequency (MHz)	Measure Level (dBuV/m)	Reading Level (dBuV)	Margin (dB)	Limit (dBuV/m)	Factor (dB)	Type
1		*	5296.980	101.024	97.284	N/A	N/A	3.739	PK
2			5350.000	63.440	59.666	-10.560	74.000	3.774	PK
3			5353.850	63.581	59.805	-10.419	74.000	3.777	PK

Note: Measure Level (dBμV/m) = Reading Level (dBμV) + Factor (dB)

Factor (dB) = Cable Loss (dB) + Antenna Factor (dB/m) - Pre_Amplifier Gain (dB).

Site: AC1	Time: 2020/03/04 - 23:09
Limit: FCC_Part15.209_RE(3m)	Engineer: Kevin Ker
Probe: BBHA 9120D_1-18GHz	Polarity: Horizontal
EUT: ACCESS POINT	Power: By PoE
Test Mode: Transmit by 802.11ac-VHT80 at Channel 5290MHz	

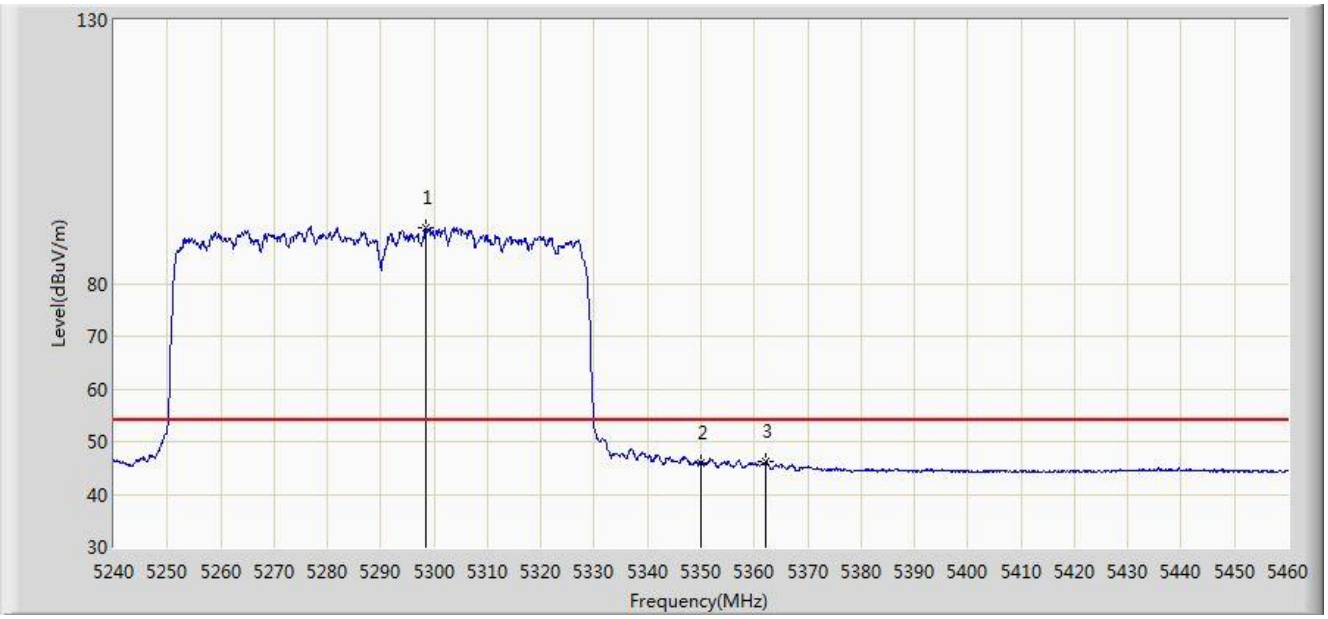

No	Flag	Mark	Frequency (MHz)	Measure Level (dBuV/m)	Reading Level (dBuV)	Margin (dB)	Limit (dBuV/m)	Factor (dB)	Type
1		*	5298.520	90.454	86.713	N/A	N/A	3.740	AV
2			5350.000	46.063	42.289	-7.937	54.000	3.774	AV
3			5362.210	46.369	42.587	-7.631	54.000	3.782	AV

Note: Measure Level (dBμV/m) = Reading Level (dBμV) + Factor (dB)

Factor (dB) = Cable Loss (dB) + Antenna Factor (dB/m) - Pre_Amplifier Gain (dB).

Site: AC1	Time: 2020/03/04 - 23:10
Limit: FCC_Part15.209_RE(3m)	Engineer: Kevin Ker
Probe: BBHA 9120D_1-18GHz	Polarity: Vertical
EUT: ACCESS POINT	Power: By PoE
Test Mode: Transmit by 802.11ac-VHT80 at Channel 5290MHz	

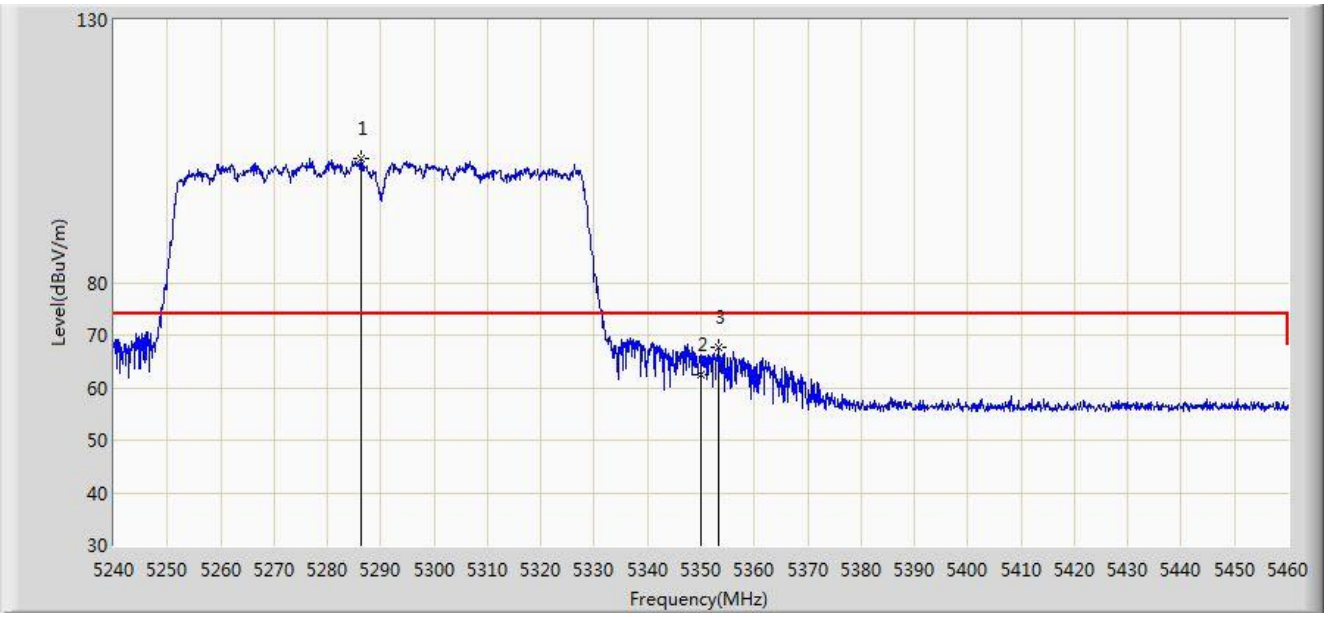

No	Flag	Mark	Frequency (MHz)	Measure Level (dBuV/m)	Reading Level (dBuV)	Margin (dB)	Limit (dBuV/m)	Factor (dB)	Type
1		*	5286.420	103.648	99.915	N/A	N/A	3.733	PK
2			5350.000	62.536	58.762	-11.464	74.000	3.774	PK
3			5353.300	67.790	64.014	-6.210	74.000	3.776	PK

Note: Measure Level (dBμV/m) = Reading Level (dBμV) + Factor (dB)

Factor (dB) = Cable Loss (dB) + Antenna Factor (dB/m) - Pre_Amplifier Gain (dB).

Site: AC1	Time: 2020/03/04 - 23:11
Limit: FCC_Part15.209_RE(3m)	Engineer: Kevin Ker
Probe: BBHA 9120D_1-18GHz	Polarity: Vertical
EUT: ACCESS POINT	Power: By PoE
Test Mode: Transmit by 802.11ac-VHT80 at Channel 5290MHz	

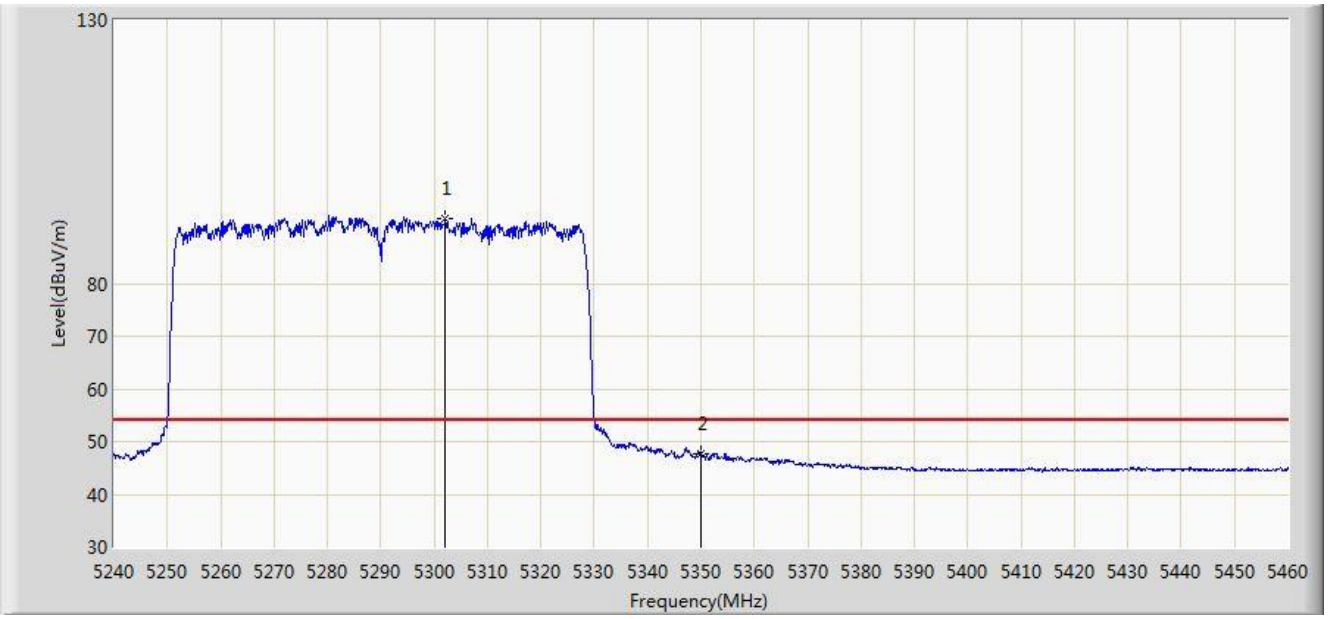

No	Flag	Mark	Frequency (MHz)	Measure Level (dBuV/m)	Reading Level (dBuV)	Margin (dB)	Limit (dBuV/m)	Factor (dB)	Type
1		*	5302.150	92.347	88.604	N/A	N/A	3.743	AV
2			5350.000	47.754	43.980	-6.246	54.000	3.774	AV

Note: Measure Level (dBµV/m) = Reading Level (dBµV) + Factor (dB)

Factor (dB) = Cable Loss (dB) + Antenna Factor (dB/m) - Pre_Amplifier Gain (dB).

Site: AC1	Time: 2020/03/04 - 23:12
Limit: FCC_Part15.209_RE(3m)	Engineer: Kevin Ker
Probe: BBHA 9120D_1-18GHz	Polarity: Horizontal
EUT: ACCESS POINT	Power: By PoE
Test Mode: Transmit by 802.11ac-VHT80 at Channel 5530MHz	

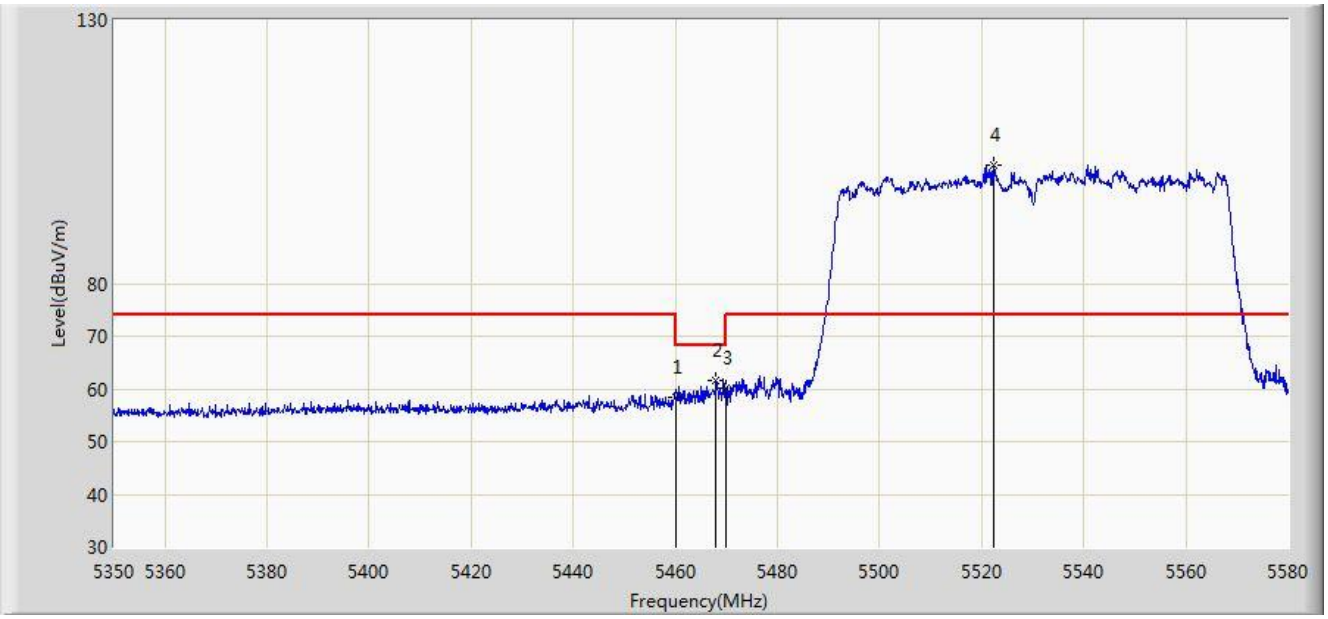

No	Flag	Mark	Frequency (MHz)	Measure Level (dBuV/m)	Reading Level (dBuV)	Margin (dB)	Limit (dBuV/m)	Factor (dB)	Type
1			5460.000	58.262	54.418	-15.738	74.000	3.844	PK
2			5467.990	61.681	57.832	-6.519	68.200	3.849	PK
3			5470.000	60.050	56.199	-8.150	68.200	3.850	PK
4		*	5522.385	102.337	98.381	N/A	N/A	3.956	PK

Note: Measure Level (dBµV/m) = Reading Level (dBµV) + Factor (dB)

Factor (dB) = Cable Loss (dB) + Antenna Factor (dB/m) - Pre_Amplifier Gain (dB).

Site: AC1	Time: 2020/03/04 - 23:14
Limit: FCC_Part15.209_RE(3m)	Engineer: Kevin Ker
Probe: BBHA 9120D_1-18GHz	Polarity: Horizontal
EUT: ACCESS POINT	Power: By PoE
Test Mode: Transmit by 802.11ac-VHT80 at Channel 5530MHz	

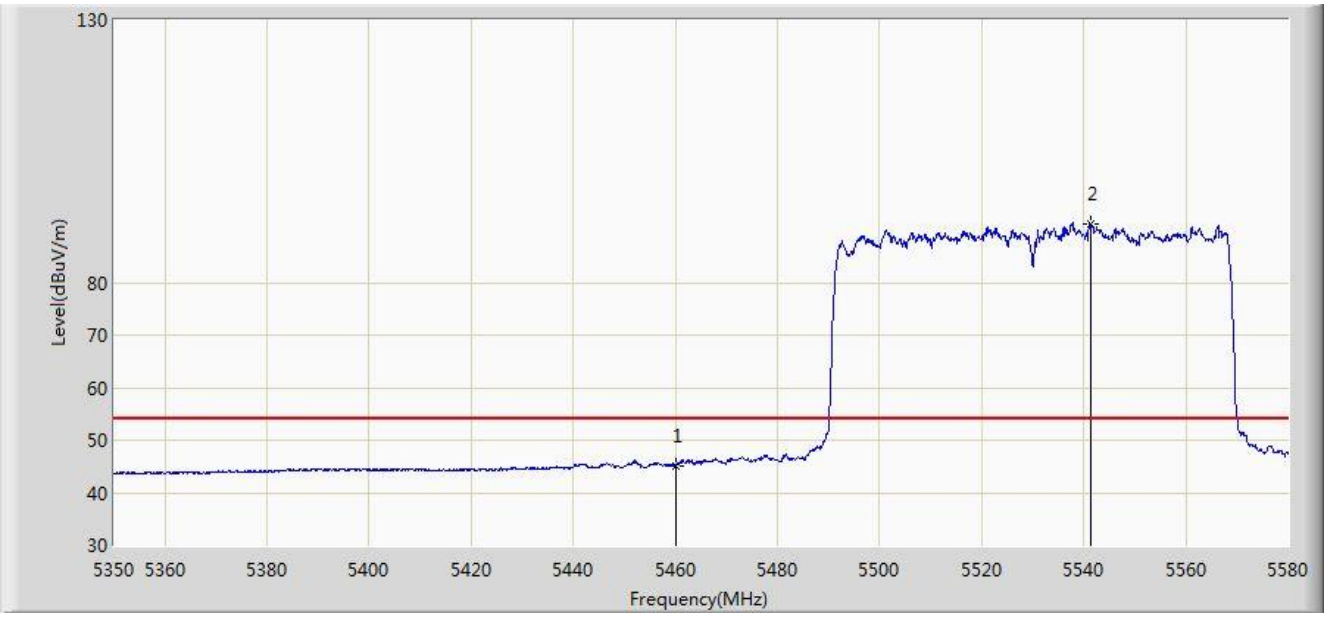

No	Flag	Mark	Frequency (MHz)	Measure Level (dBuV/m)	Reading Level (dBuV)	Margin (dB)	Limit (dBuV/m)	Factor (dB)	Type
1			5460.000	45.132	41.288	-8.868	54.000	3.844	AV
2		*	5541.245	91.114	87.086	N/A	N/A	4.029	AV

Note: Measure Level (dBµV/m) = Reading Level (dBµV) + Factor (dB)

Factor (dB) = Cable Loss (dB) + Antenna Factor (dB/m) - Pre_Amplifier Gain (dB).

Site: AC1	Time: 2020/03/04 - 23:15
Limit: FCC_Part15.209_RE(3m)	Engineer: Kevin Ker
Probe: BBHA 9120D_1-18GHz	Polarity: Vertical
EUT: ACCESS POINT	Power: By PoE
Test Mode: Transmit by 802.11ac-VHT80 at Channel 5530MHz	

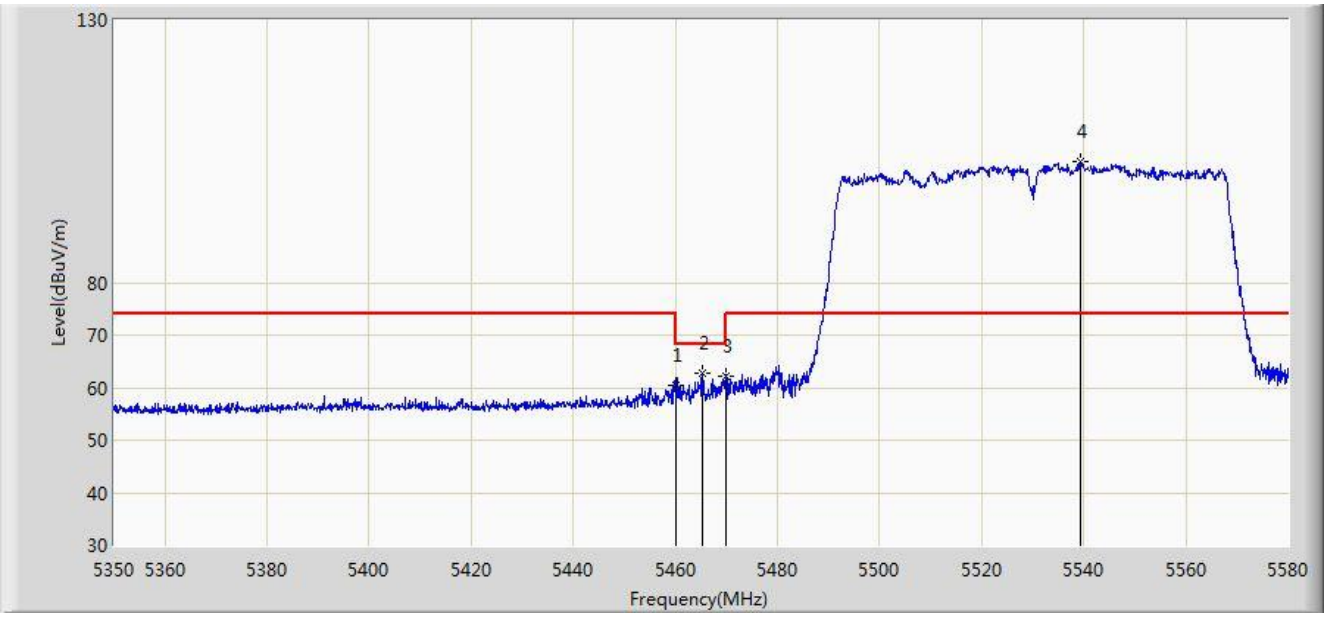

No	Flag	Mark	Frequency (MHz)	Measure Level (dBuV/m)	Reading Level (dBuV)	Margin (dB)	Limit (dBuV/m)	Factor (dB)	Type
1			5460.000	60.487	56.643	-13.513	74.000	3.844	PK
2			5465.345	62.625	58.778	-5.575	68.200	3.847	PK
3			5470.000	62.080	58.229	-6.120	68.200	3.850	PK
4		*	5539.405	102.941	98.920	N/A	N/A	4.021	PK

Note: Measure Level (dBµV/m) = Reading Level (dBµV) + Factor (dB)

Factor (dB) = Cable Loss (dB) + Antenna Factor (dB/m) - Pre_Amplifier Gain (dB).

Site: AC1	Time: 2020/03/04 - 23:17
Limit: FCC_Part15.209_RE(3m)	Engineer: Kevin Ker
Probe: BBHA 9120D_1-18GHz	Polarity: Vertical
EUT: ACCESS POINT	Power: By PoE
Test Mode: Transmit by 802.11ac-VHT80 at Channel 5530MHz	

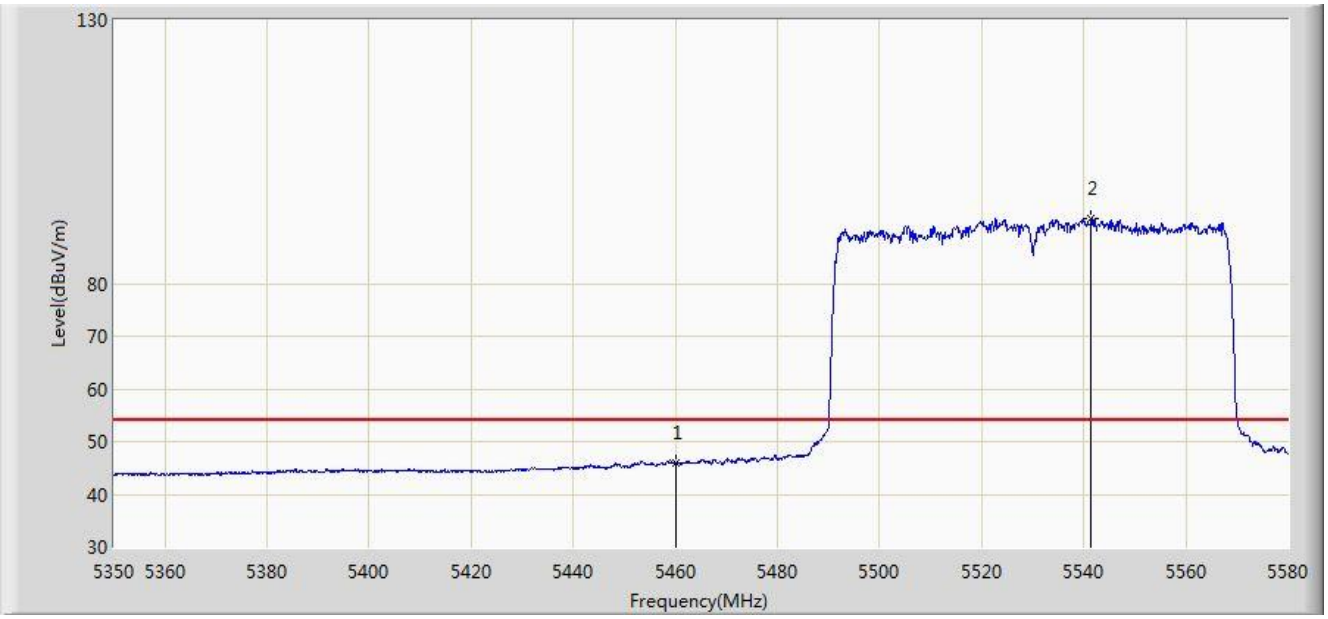

No	Flag	Mark	Frequency (MHz)	Measure Level (dBuV/m)	Reading Level (dBuV)	Margin (dB)	Limit (dBuV/m)	Factor (dB)	Type
1			5460.000	45.925	42.081	-8.075	54.000	3.844	AV
2		*	5541.475	92.309	88.280	N/A	N/A	4.030	AV

Note: Measure Level (dBµV/m) = Reading Level (dBµV) + Factor (dB)

Factor (dB) = Cable Loss (dB) + Antenna Factor (dB/m) - Pre_Amplifier Gain (dB).

Site: AC1	Time: 2020/03/04 - 23:21
Limit: FCC_Part15.209_RE(3m)	Engineer: Kevin Ker
Probe: BBHA 9120D_1-18GHz	Polarity: Horizontal
EUT: ACCESS POINT	Power: By PoE
Test Mode: Transmit by 802.11ac-VHT80 at Channel 5610MHz	

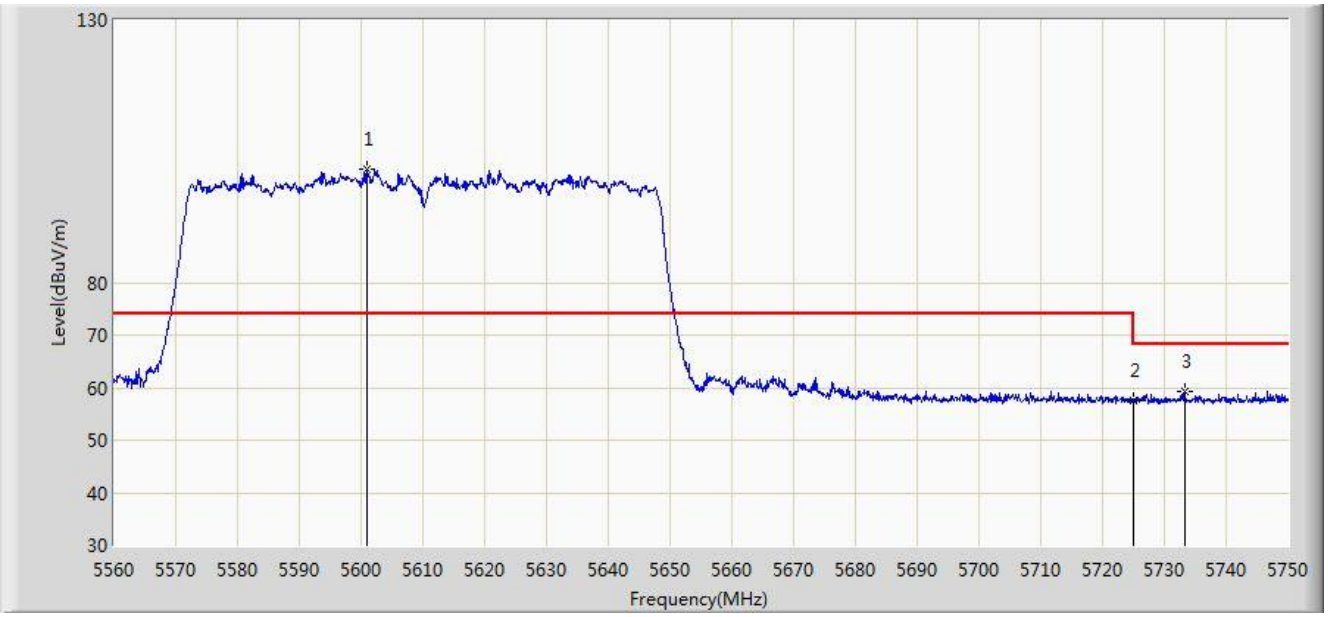

No	Flag	Mark	Frequency (MHz)	Measure Level (dBuV/m)	Reading Level (dBuV)	Margin (dB)	Limit (dBuV/m)	Factor (dB)	Type
1		*	5600.945	101.599	97.342	N/A	N/A	4.257	PK
2			5725.000	57.523	52.789	-10.677	68.200	4.734	PK
3			5733.280	59.364	54.598	-8.836	68.200	4.766	PK

Note: Measure Level (dBµV/m) = Reading Level (dBµV) + Factor (dB)

Factor (dB) = Cable Loss (dB) + Antenna Factor (dB/m) - Pre_Amplifier Gain (dB).

Site: AC1	Time: 2020/03/04 - 23:31
Limit: FCC_Part15.209_RE(3m)	Engineer: Kevin Ker
Probe: BBHA 9120D_1-18GHz	Polarity: Vertical
EUT: ACCESS POINT	Power: By PoE
Test Mode: Transmit by 802.11ac-VHT80 at Channel 5610MHz	

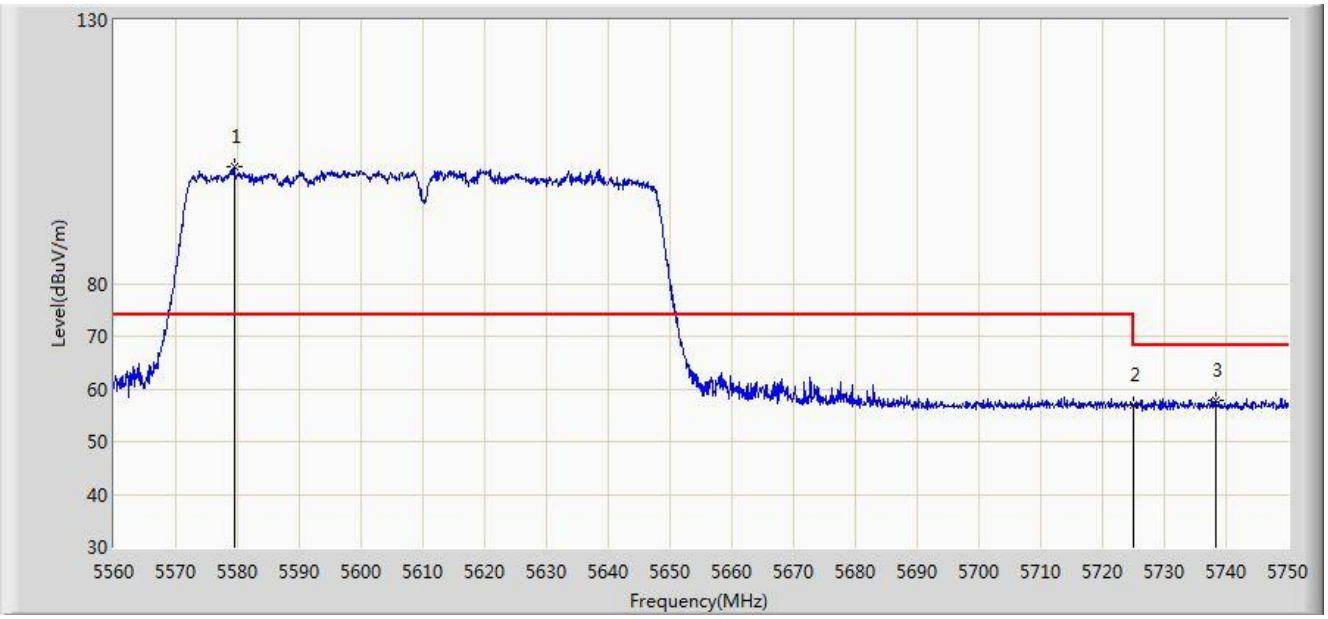

No	Flag	Mark	Frequency (MHz)	Measure Level (dBuV/m)	Reading Level (dBuV)	Margin (dB)	Limit (dBuV/m)	Factor (dB)	Type
1		*	5579.475	102.154	97.979	N/A	N/A	4.176	PK
2			5725.000	56.875	52.141	-11.325	68.200	4.734	PK
3			5738.220	57.934	53.149	-10.266	68.200	4.785	PK

Note: Measure Level (dBµV/m) = Reading Level (dBµV) + Factor (dB)

Factor (dB) = Cable Loss (dB) + Antenna Factor (dB/m) - Pre_Amplifier Gain (dB).

Site: AC1	Time: 2020/02/18 - 14:48
Limit: FCC_Part15.407_RE(3m)	Engineer: Kevin Ker
Probe: BBHA 9120D_1-18GHz	Polarity: Horizontal
EUT: ACCESS POINT	Power: By PoE
Test Mode: Transmit by 802.11ac-VHT80 at Channel 5775MHz	

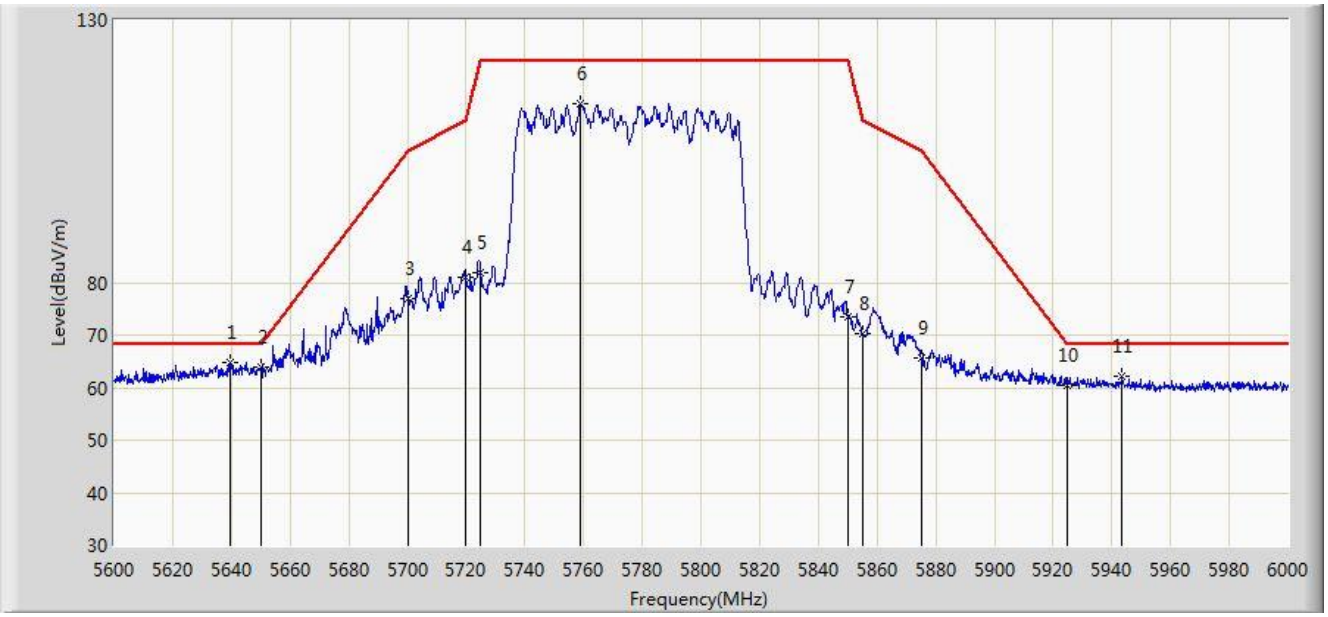

No	Flag	Mark	Frequency (MHz)	Measure Level (dBuV/m)	Reading Level (dBuV)	Margin (dB)	Limit (dBuV/m)	Factor (dB)	Type
1		*	5639.400	64.857	60.451	-3.343	68.200	4.405	PK
2			5650.000	63.838	59.392	-4.362	68.200	4.446	PK
3			5700.000	77.005	72.367	-28.195	105.200	4.638	PK
4			5720.000	81.143	76.428	-29.657	110.800	4.715	PK
5			5725.000	81.942	77.208	-40.258	122.200	4.734	PK
6			5758.800	114.012	109.149	N/A	N/A	4.864	PK
7			5850.000	73.424	68.210	-48.776	122.200	5.214	PK
8			5855.000	70.180	64.947	-40.620	110.800	5.233	PK
9			5875.000	65.739	60.429	-39.461	105.200	5.310	PK
10			5925.000	60.574	55.072	-7.626	68.200	5.502	PK
11			5943.600	62.070	56.496	-6.130	68.200	5.574	PK

Note: Measure Level (dBμV/m) = Reading Level (dBμV) + Factor (dB)

Factor (dB) = Cable Loss (dB) + Antenna Factor (dB/m) - Pre_Amplifier Gain (dB).

Site: AC1	Time: 2020/02/18 - 14:47
Limit: FCC_Part15.407_RE(3m)	Engineer: Kevin Ker
Probe: BBHA 9120D_1-18GHz	Polarity: Vertical
EUT: ACCESS POINT	Power: By PoE
Test Mode: Transmit by 802.11ac-VHT80 at Channel 5775MHz	

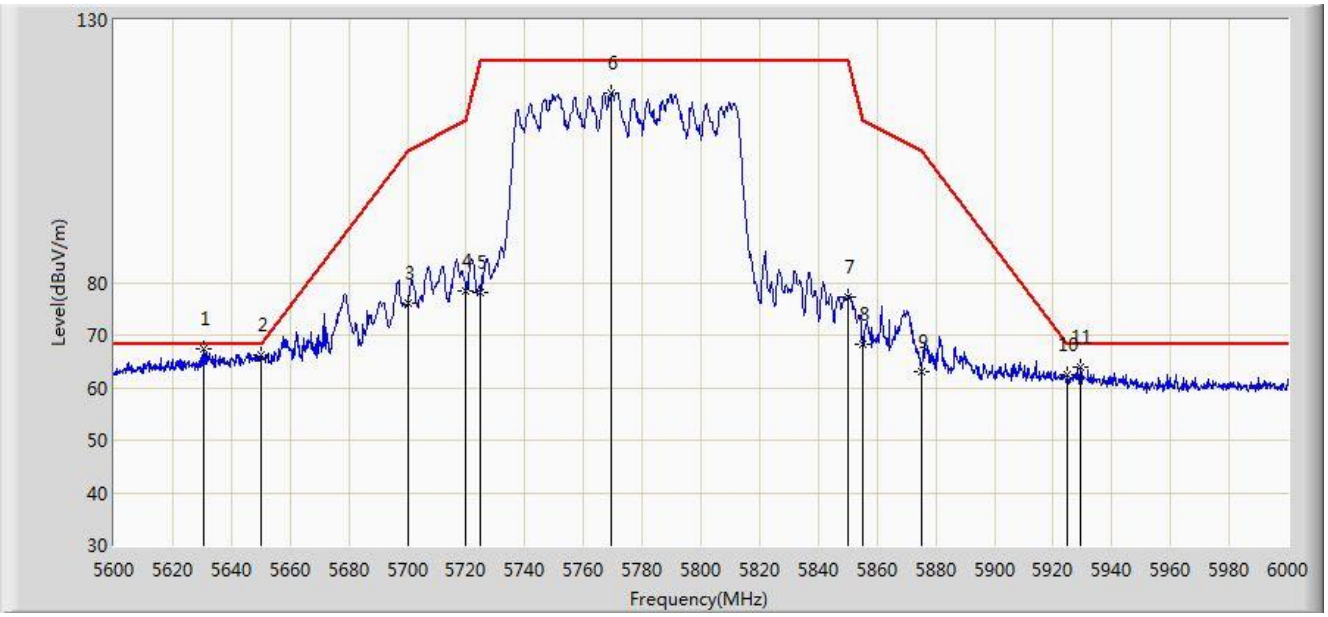

No	Flag	Mark	Frequency (MHz)	Measure Level (dBuV/m)	Reading Level (dBuV)	Margin (dB)	Limit (dBuV/m)	Factor (dB)	Type
1		*	5630.400	67.334	62.963	-0.866	68.200	4.372	PK
2			5650.000	66.263	61.817	-1.937	68.200	4.446	PK
3			5700.000	76.176	71.538	-29.024	105.200	4.638	PK
4			5720.000	78.359	73.644	-32.441	110.800	4.715	PK
5			5725.000	77.972	73.238	-44.228	122.200	4.734	PK
6			5769.600	116.218	111.313	N/A	N/A	4.906	PK
7			5850.000	77.232	72.018	-44.968	122.200	5.214	PK
8			5855.000	68.272	63.039	-42.528	110.800	5.233	PK
9			5875.000	63.086	57.776	-42.114	105.200	5.310	PK
10			5925.000	62.405	56.903	-5.795	68.200	5.502	PK
11			5929.400	63.867	58.348	-4.333	68.200	5.519	PK

Note: Measure Level (dBμV/m) = Reading Level (dBμV) + Factor (dB)

Factor (dB) = Cable Loss (dB) + Antenna Factor (dB/m) - Pre_Amplifier Gain (dB).

Site: AC1	Time: 2020/03/09 - 16:26
Limit: FCC_Part15.209_RE(3m)	Engineer: Kevin Ker
Probe: BBHA 9120D_1-18GHz	Polarity: Horizontal
EUT: ACCESS POINT	Power: By PoE
Test Mode: Transmit by 802.11ac-VHT160 at Channel 5250MHz	

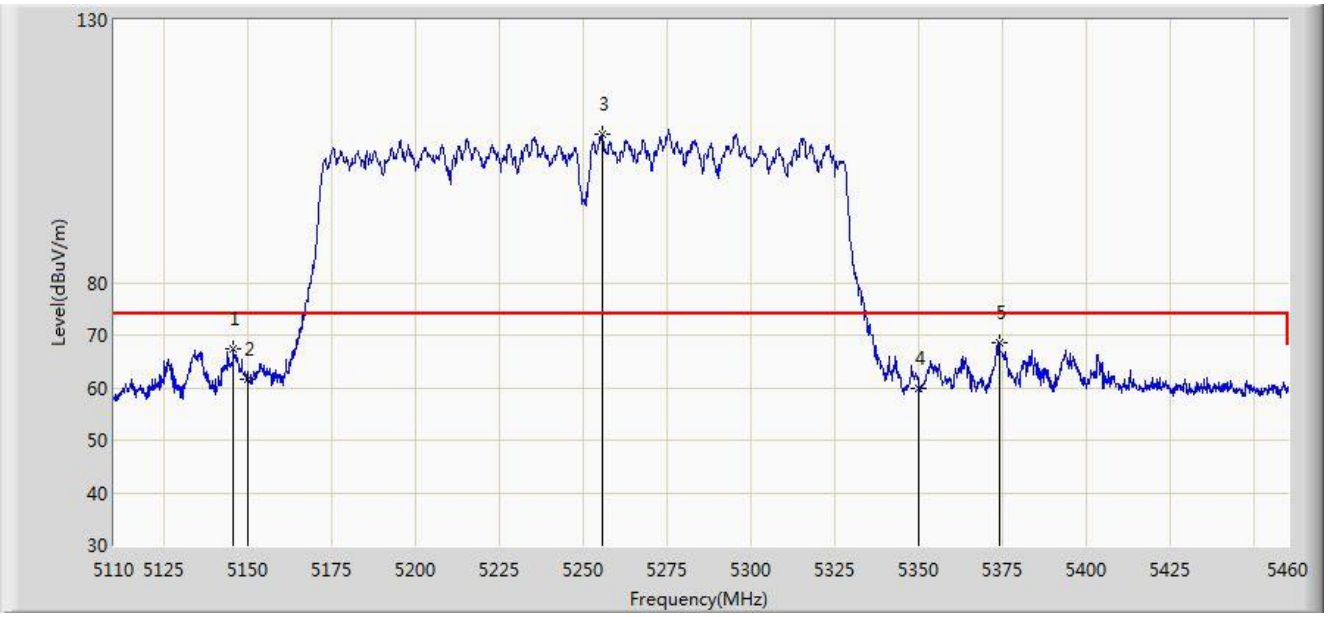

No	Flag	Mark	Frequency (MHz)	Measure Level (dBuV/m)	Reading Level (dBuV)	Margin (dB)	Limit (dBuV/m)	Factor (dB)	Type
1			5145.700	67.351	63.708	-6.649	74.000	3.644	PK
2			5150.000	61.578	57.932	-12.422	74.000	3.646	PK
3		*	5255.425	108.290	104.577	N/A	N/A	3.714	PK
4			5350.000	59.856	56.082	-14.144	74.000	3.774	PK
5			5373.900	68.503	64.714	-5.497	74.000	3.789	PK

Note: Measure Level (dBμV/m) = Reading Level (dBμV) + Factor (dB)

Factor (dB) = Cable Loss (dB) + Antenna Factor (dB/m) - Pre_Amplifier Gain (dB).

Site: AC1	Time: 2020/03/09 - 16:28
Limit: FCC_Part15.209_RE(3m)	Engineer: Kevin Ker
Probe: BBHA 9120D_1-18GHz	Polarity: Horizontal
EUT: ACCESS POINT	Power: By PoE
Test Mode: Transmit by 802.11ac-VHT160 at Channel 5250MHz	

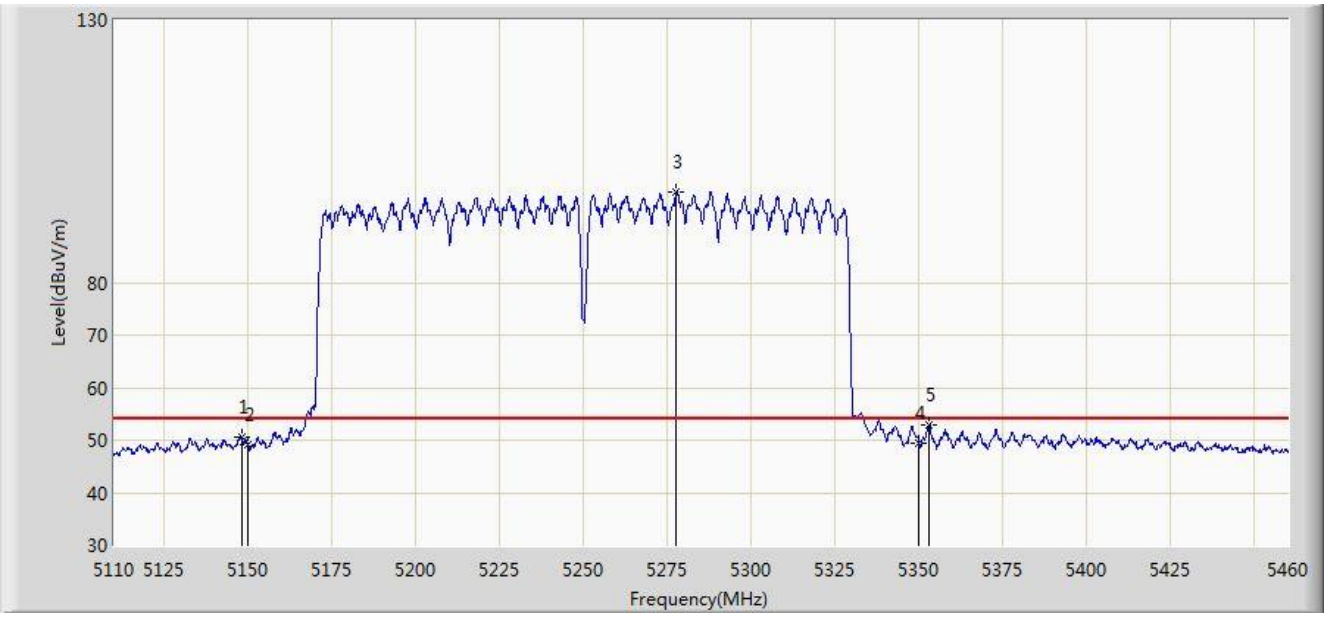

No	Flag	Mark	Frequency (MHz)	Measure Level (dBuV/m)	Reading Level (dBuV)	Margin (dB)	Limit (dBuV/m)	Factor (dB)	Type
1			5147.975	50.677	47.032	-3.323	54.000	3.645	AV
2			5150.000	49.141	45.495	-4.859	54.000	3.646	AV
3		*	5277.650	97.355	93.628	N/A	N/A	3.727	AV
4			5350.000	49.306	45.532	-4.694	54.000	3.774	AV
5			5353.075	53.000	49.224	-1.000	54.000	3.776	AV

Note: Measure Level (dBµV/m) = Reading Level (dBµV) + Factor (dB)

Factor (dB) = Cable Loss (dB) + Antenna Factor (dB/m) - Pre_Amplifier Gain (dB).

Site: AC1	Time: 2020/03/09 - 16:30
Limit: FCC_Part15.209_RE(3m)	Engineer: Kevin Ker
Probe: BBHA 9120D_1-18GHz	Polarity: Vertical
EUT: ACCESS POINT	Power: By PoE
Test Mode: Transmit by 802.11ac-VHT160 at Channel 5250MHz	

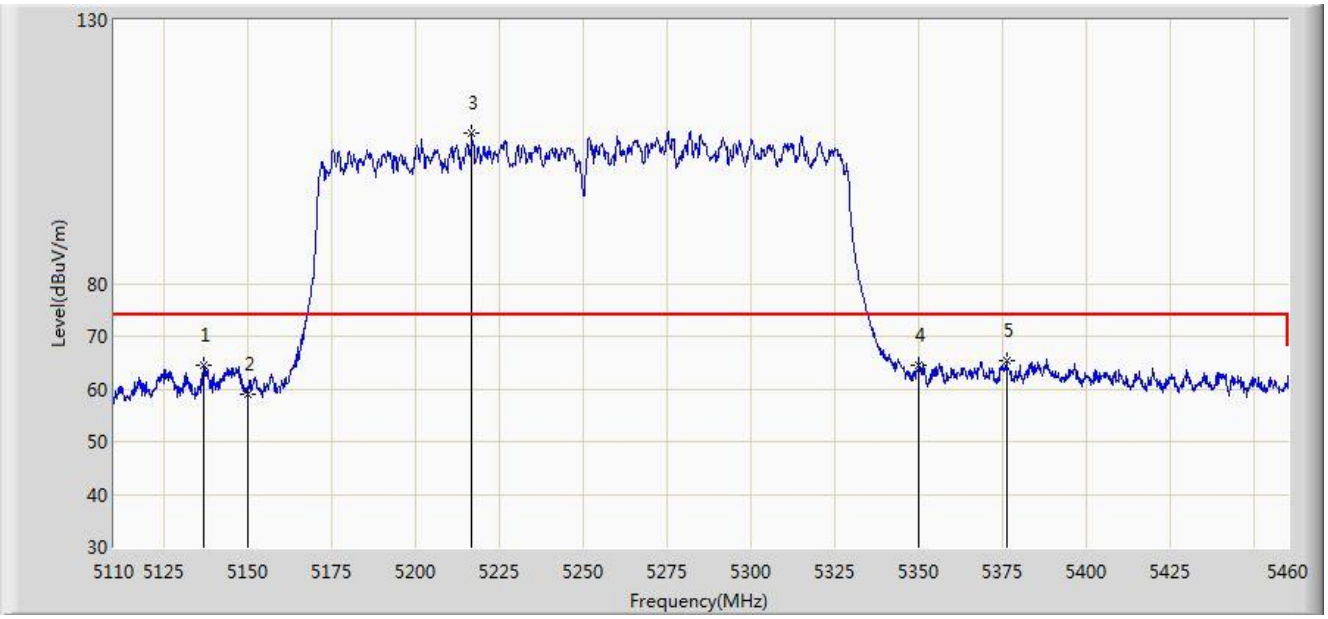

No	Flag	Mark	Frequency (MHz)	Measure Level (dBuV/m)	Reading Level (dBuV)	Margin (dB)	Limit (dBuV/m)	Factor (dB)	Type
1			5136.950	64.394	60.756	-9.606	74.000	3.637	PK
2			5150.000	58.860	55.214	-15.140	74.000	3.646	PK
3		*	5216.575	108.500	104.811	N/A	N/A	3.689	PK
4			5350.000	64.390	60.616	-9.610	74.000	3.774	PK
5			5376.175	65.267	61.476	-8.733	74.000	3.791	PK

Note: Measure Level (dBμV/m) = Reading Level (dBμV) + Factor (dB)

Factor (dB) = Cable Loss (dB) + Antenna Factor (dB/m) - Pre_Amplifier Gain (dB).

Site: AC1	Time: 2020/03/09 - 16:16
Limit: FCC_Part15.209_RE(3m)	Engineer: Kevin Ker
Probe: BBHA 9120D_1-18GHz	Polarity: Vertical
EUT: ACCESS POINT	Power: By PoE
Test Mode: Transmit by 802.11ac-VHT160 at Channel 5250MHz	

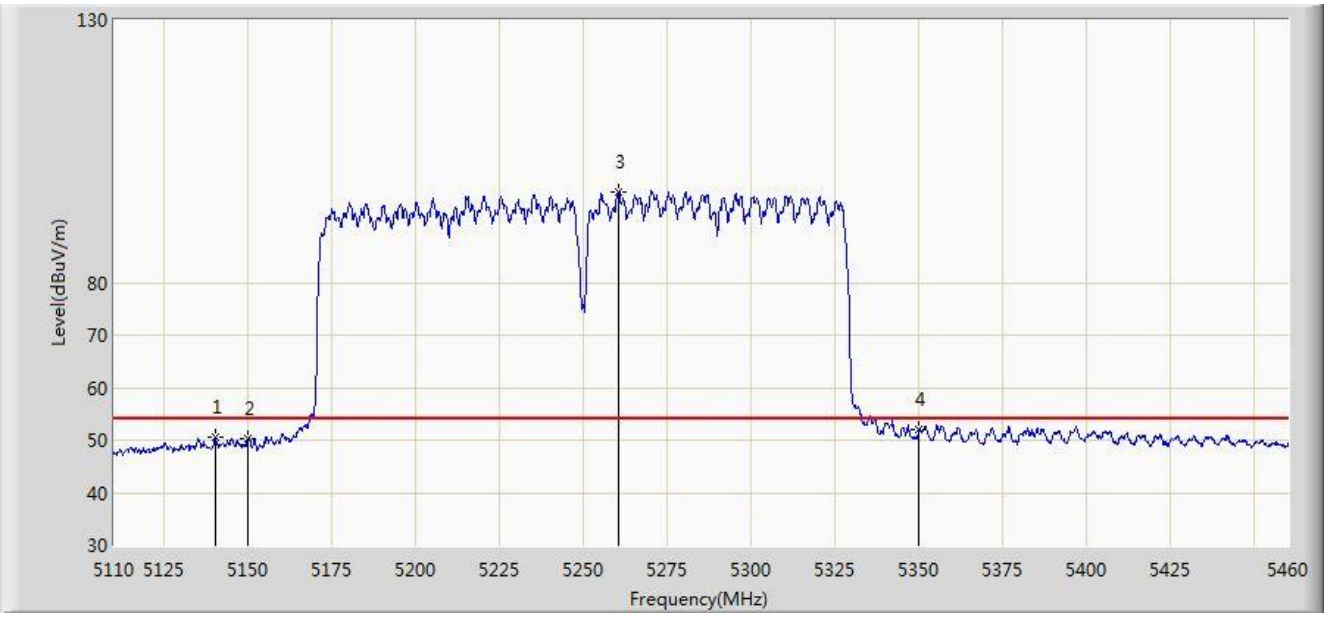

No	Flag	Mark	Frequency (MHz)	Measure Level (dBuV/m)	Reading Level (dBuV)	Margin (dB)	Limit (dBuV/m)	Factor (dB)	Type
1			5140.275	50.606	46.966	-3.394	54.000	3.640	AV
2			5150.000	50.197	46.551	-3.803	54.000	3.646	AV
3		*	5260.500	97.276	93.560	N/A	N/A	3.716	AV
4			5350.000	51.925	48.151	-2.075	54.000	3.774	AV

Note: Measure Level (dBµV/m) = Reading Level (dBµV) + Factor (dB)

Factor (dB) = Cable Loss (dB) + Antenna Factor (dB/m) - Pre_Amplifier Gain (dB).

Site: AC1	Time: 2020/04/02 - 02:03
Limit: FCC_Part15.209_RE(3m)	Engineer: Kevin Ker
Probe: BBHA 9120D_1-18GHz	Polarity: Horizontal
EUT: ACCESS POINT	Power: ByPOE
Test Mode: Transmit by 802.11 ac-VHT160 at Channel 5750MHz	

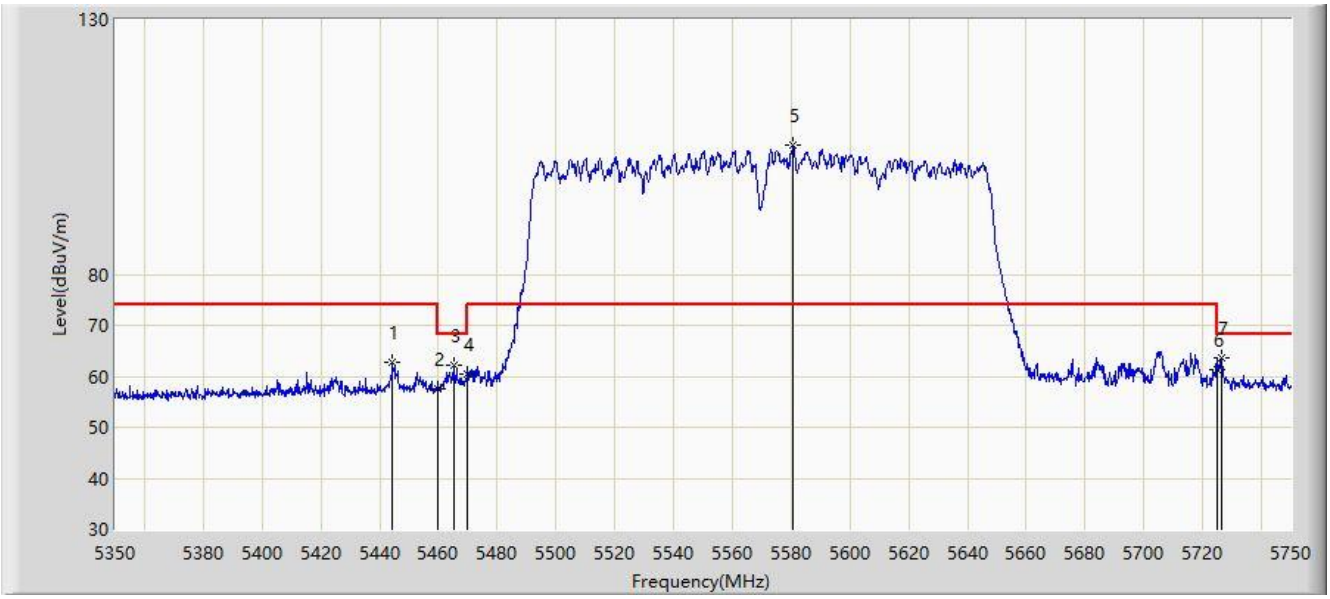

No	Flag	Mark	Frequency (MHz)	Measure Level (dBuV/m)	Reading Level (dBuV)	Over Limit (dB)	Limit (dBuV/m)	Factor (dB) (dB)	Type
1			5444.200	62.701	58.867	-11.299	74.000	3.833	PK
2			5460.000	57.627	53.783	-16.373	74.000	3.844	PK
3			5465.200	62.245	58.398	-5.955	68.200	3.847	PK
4			5470.000	60.529	56.678	-7.671	68.200	3.850	PK
5		*	5580.600	105.401	101.222	31.401	74.000	4.179	PK
6			5725.000	61.245	56.511	-6.955	68.200	4.734	PK
7			5726.200	63.767	59.029	-4.433	68.200	4.738	PK

Note: Measure Level (dBμV/m) = Reading Level (dBμV) + Factor (dB)

Factor (dB) = Cable Loss (dB) + Antenna Factor (dB/m) - Pre_Amplifier Gain (dB).

Site: AC1	Time: 2020/04/02 - 02:01
Limit: FCC_Part15.209_RE(3m)	Engineer: Kevin Ker
Probe: BBHA 9120D_1-18GHz	Polarity: Horizontal
EUT: ACCESS POINT	Power: ByPOE
Test Mode: Transmit by 802.11 ac-VHT160 at Channel 5750MHz	

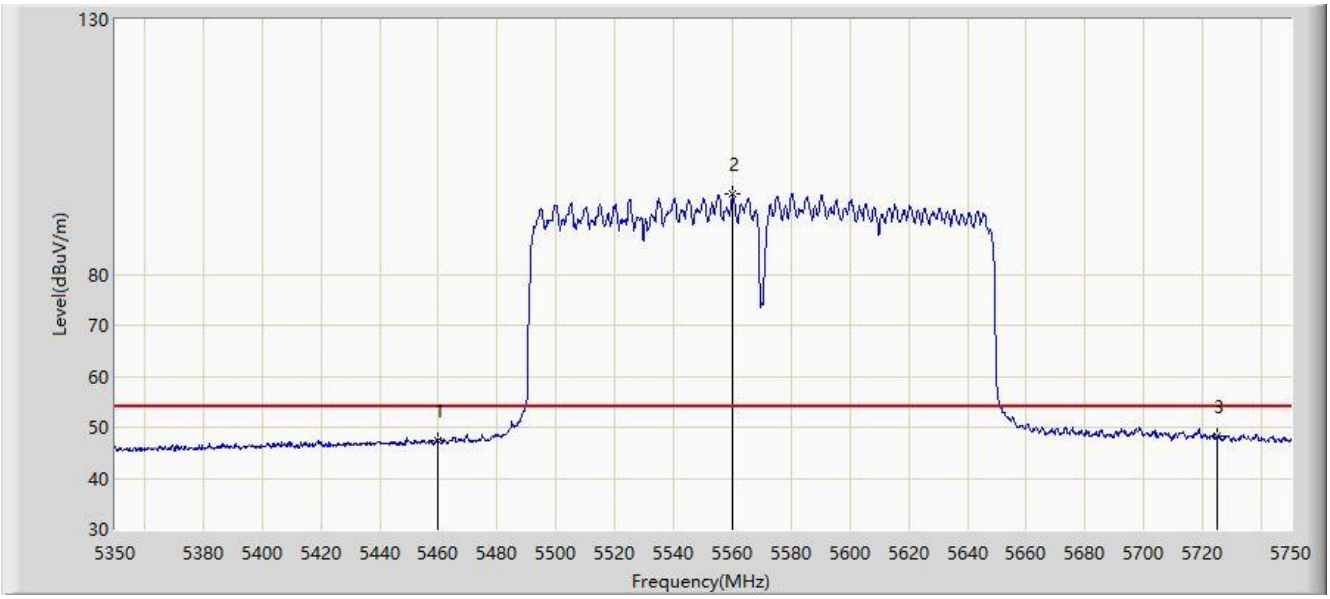

No	Flag	Mark	Frequency (MHz)	Measure Level (dBuV/m)	Reading Level (dBuV)	Over Limit (dB)	Limit (dBuV/m)	Factor (dB)	Type
1			5460.000	47.481	43.637	-6.519	54.000	3.844	AV
2		*	5560.000	95.665	91.565	41.665	54.000	4.100	AV
3			5725.000	48.284	43.550	-5.716	54.000	4.734	AV

Note: Measure Level (dBμV/m) = Reading Level (dBμV) + Factor (dB)

Factor (dB) = Cable Loss (dB) + Antenna Factor (dB/m) - Pre_Amplifier Gain (dB).

Site: AC1	Time: 2020/04/02 - 01:58
Limit: FCC_Part15.209_RE(3m)	Engineer: Kevin Ker
Probe: BBHA 9120D_1-18GHz	Polarity: Vertical
EUT: ACCESS POINT	Power: ByPOE
Test Mode: Transmit by 802.11 ac-VHT160 at Channel 5750MHz	

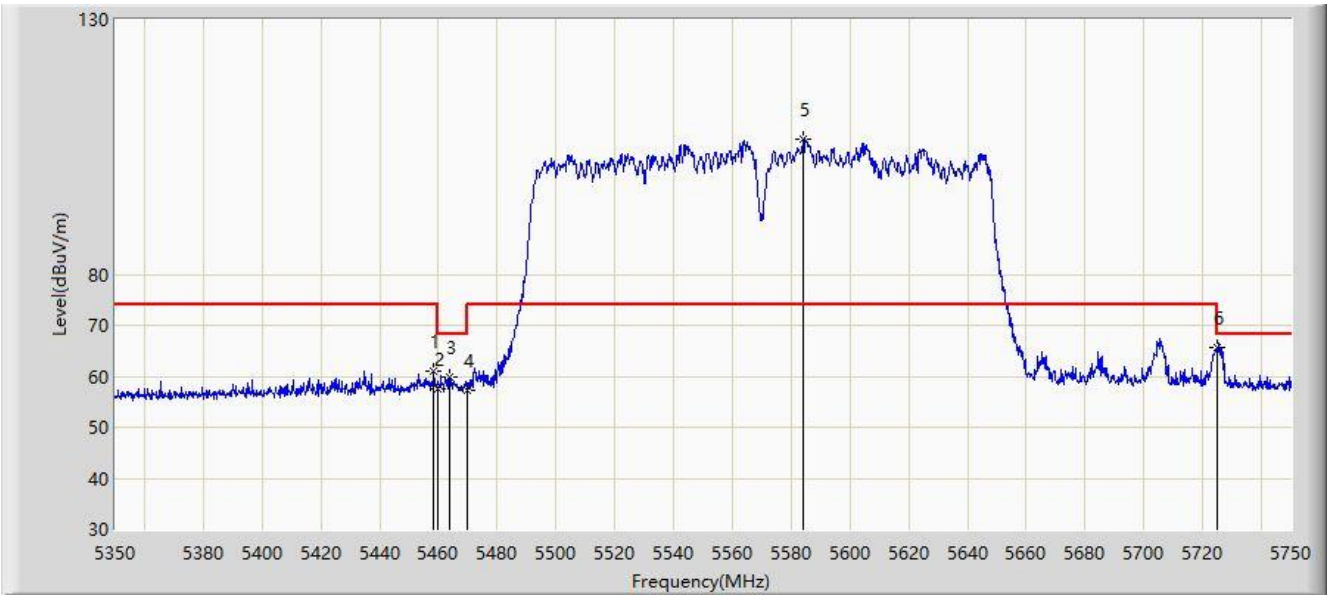

No	Flag	Mark	Frequency (MHz)	Measure Level (dBuV/m)	Reading Level (dBuV)	Over Limit (dB)	Limit (dBuV/m)	Factor (dB)	Type
1			5458.400	61.065	57.222	-12.935	74.000	3.843	PK
2			5460.000	57.597	53.753	-16.403	74.000	3.844	PK
3			5464.000	59.755	55.908	-8.445	68.200	3.846	PK
4			5470.000	57.353	53.502	-10.847	68.200	3.850	PK
5		*	5584.200	106.651	102.458	32.651	74.000	4.192	PK
6			5725.000	65.534	60.800	-2.666	68.200	4.734	PK

Note: Measure Level (dBµV/m) = Reading Level (dBµV) + Factor (dB)

Factor (dB) = Cable Loss (dB) + Antenna Factor (dB/m) - Pre_Amplifier Gain (dB).

Site: AC1	Time: 2020/04/02 - 01:59
Limit: FCC_Part15.209_RE(3m)	Engineer: Kevin Ker
Probe: BBHA 9120D_1-18GHz	Polarity: Vertical
EUT: ACCESS POINT	Power: ByPOE
Test Mode: Transmit by 802.11 ac-VHT160 at Channel 5750MHz	

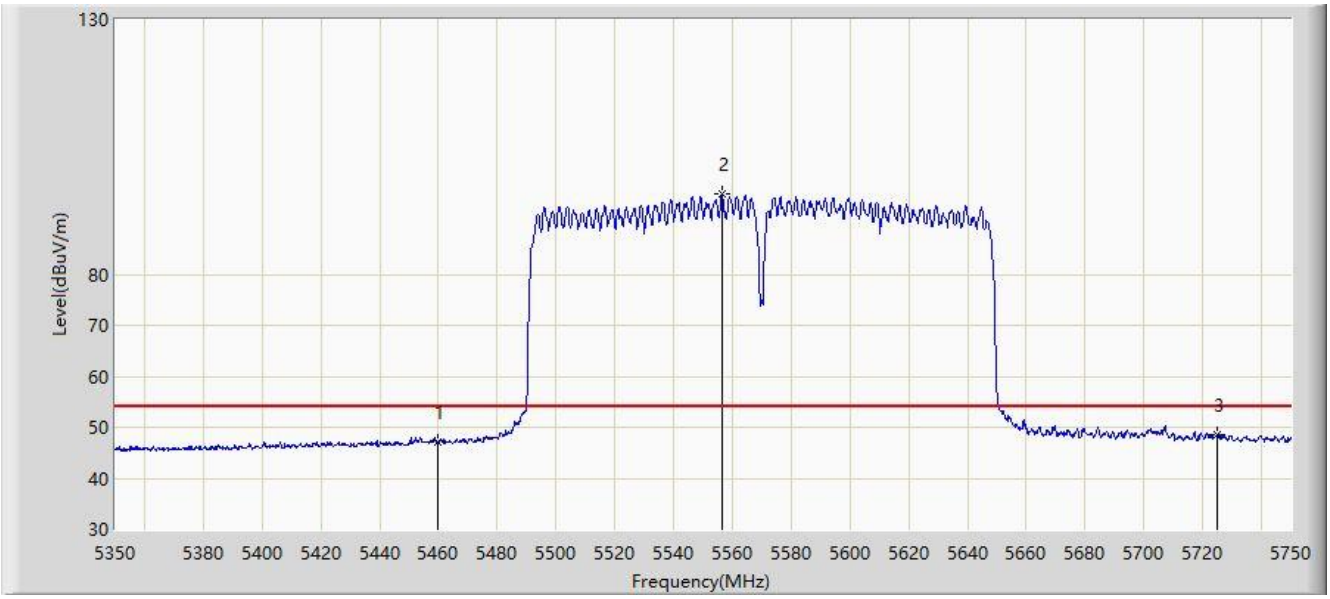

No	Flag	Mark	Frequency (MHz)	Measure Level (dBuV/m)	Reading Level (dBuV)	Over Limit (dB)	Limit (dBuV/m)	Factor (dB)	Type
1			5460.000	47.041	43.197	-6.959	54.000	3.844	AV
2		*	5556.400	95.766	91.679	41.766	54.000	4.086	AV
3			5725.000	48.597	43.863	-5.403	54.000	4.734	AV

Note: Measure Level (dBµV/m) = Reading Level (dBµV) + Factor (dB)

Factor (dB) = Cable Loss (dB) + Antenna Factor (dB/m) - Pre_Amplifier Gain (dB).

Site: AC1	Time: 2020/02/18 - 15:01
Limit: FCC_Part15.209_RE(3m)	Engineer: Kevin Ker
Probe: BBHA 9120D_1-18GHz	Polarity: Horizontal
EUT: ACCESS POINT	Power: By PoE
Test Mode: Transmit by 802.11ax-HE20 at Channel 5180MHz	

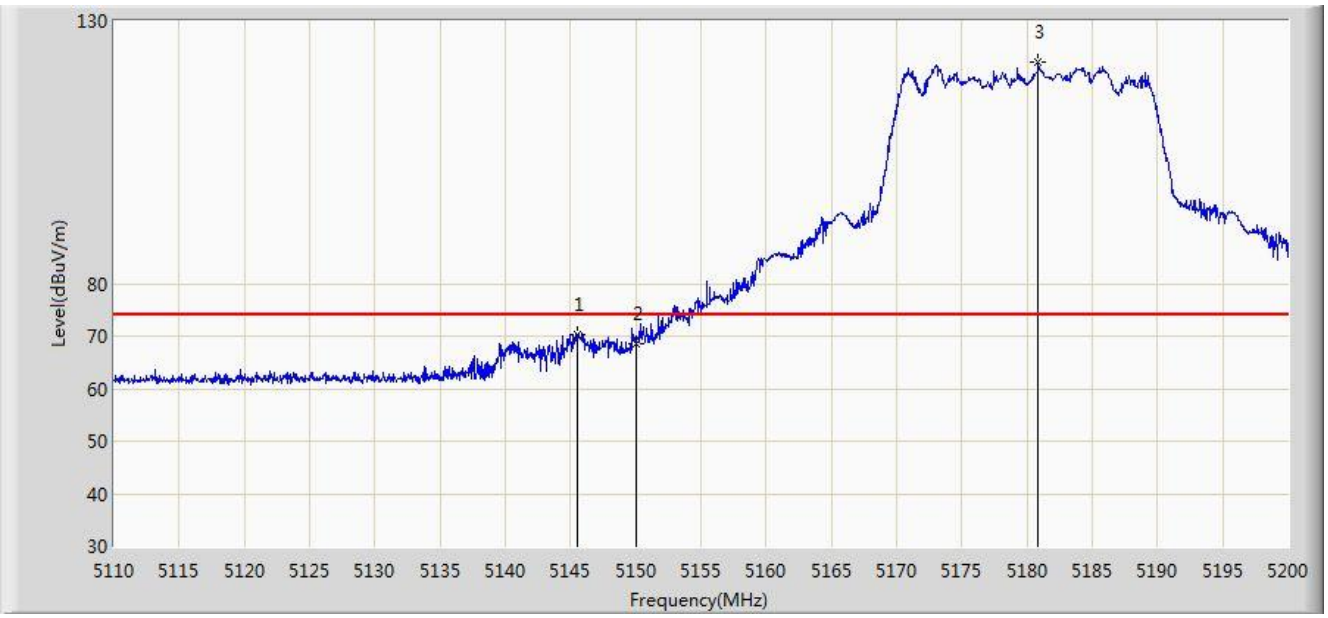

No	Flag	Mark	Frequency (MHz)	Measure Level (dBuV/m)	Reading Level (dBuV)	Margin (dB)	Limit (dBuV/m)	Factor (dB)	Type
1			5145.505	70.357	66.714	-3.643	74.000	3.644	PK
2			5150.000	68.536	64.890	-5.464	74.000	3.646	PK
3		*	5180.875	122.194	118.529	N/A	N/A	3.665	PK

Note: Measure Level (dBµV/m) = Reading Level (dBµV) + Factor (dB)

Factor (dB) = Cable Loss (dB) + Antenna Factor (dB/m) - Pre_Amplifier Gain (dB).

Site: AC1	Time: 2020/02/18 - 15:02
Limit: FCC_Part15.209_RE(3m)	Engineer: Kevin Ker
Probe: BBHA 9120D_1-18GHz	Polarity: Horizontal
EUT: ACCESS POINT	Power: By PoE
Test Mode: Transmit by 802.11ax-HE20 at Channel 5180MHz	

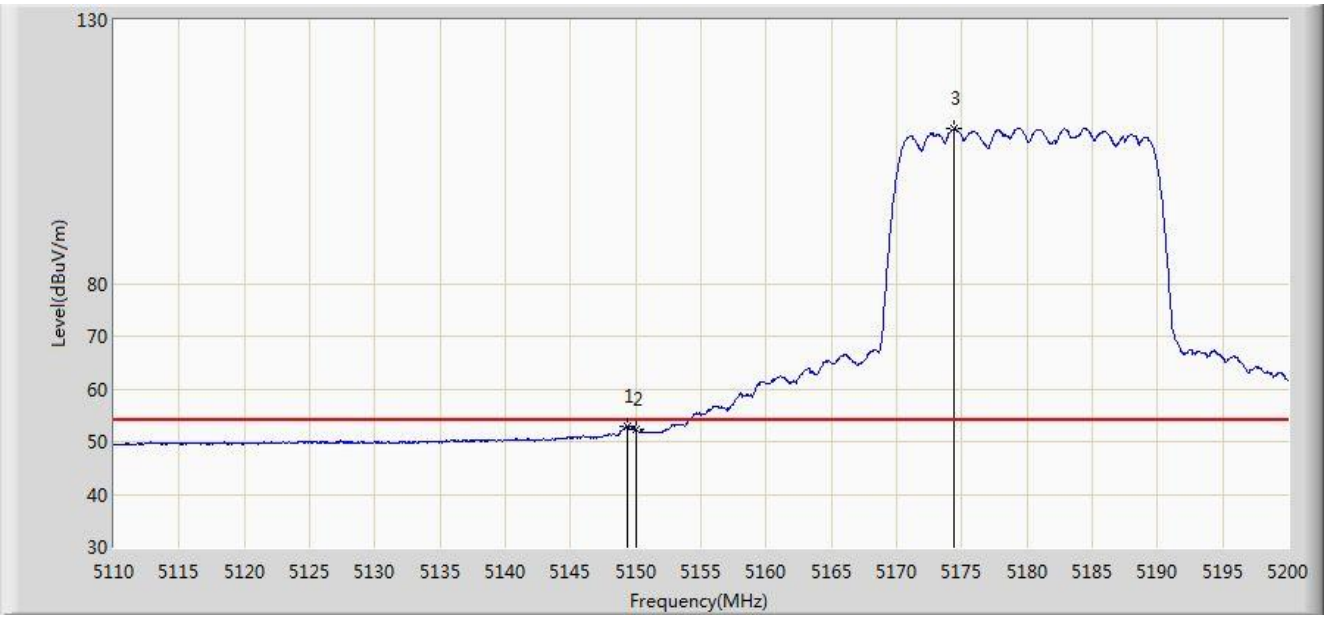

No	Flag	Mark	Frequency (MHz)	Measure Level (dBuV/m)	Reading Level (dBuV)	Margin (dB)	Limit (dBuV/m)	Factor (dB)	Type
1			5149.330	52.833	49.187	-1.167	54.000	3.646	AV
2			5150.000	52.250	48.604	-1.750	54.000	3.646	AV
3	X	*	5174.350	109.356	105.695	N/A	N/A	3.661	AV

Note: Measure Level (dBμV/m) = Reading Level (dBμV) + Factor (dB)

Factor (dB) = Cable Loss (dB) + Antenna Factor (dB/m) - Pre_Amplifier Gain (dB).

Site: AC1	Time: 2020/02/18 - 14:59
Limit: FCC_Part15.209_RE(3m)	Engineer: Kevin Ker
Probe: BBHA 9120D_1-18GHz	Polarity: Vertical
EUT: ACCESS POINT	Power: By PoE
Test Mode: Transmit by 802.11ax-HE20 at Channel 5180MHz	

No	Flag	Mark	Frequency (MHz)	Measure Level (dBuV/m)	Reading Level (dBuV)	Margin (dB)	Limit (dBuV/m)	Factor (dB)	Type
1			5146.765	72.284	68.640	-1.716	74.000	3.644	PK
2			5150.000	70.190	66.544	-3.810	74.000	3.646	PK
3		*	5177.005	125.554	121.891	N/A	N/A	3.663	PK

Note: Measure Level (dBμV/m) = Reading Level (dBμV) + Factor (dB)

Factor (dB) = Cable Loss (dB) + Antenna Factor (dB/m) - Pre_Amplifier Gain (dB).

Site: AC1	Time: 2020/02/18 - 14:55
Limit: FCC_Part15.209_RE(3m)	Engineer: Kevin Ker
Probe: BBHA 9120D_1-18GHz	Polarity: Vertical
EUT: ACCESS POINT	Power: By PoE
Test Mode: Transmit by 802.11ax-HE20 at Channel 5180MHz	

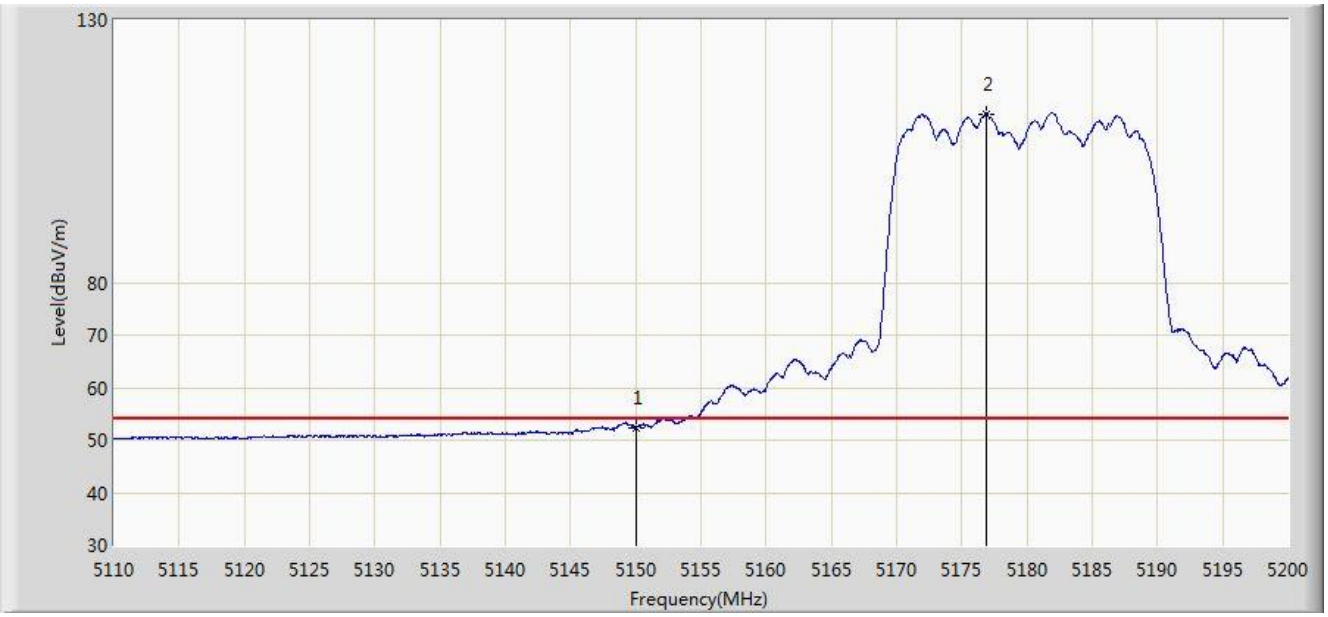

No	Flag	Mark	Frequency (MHz)	Measure Level (dBuV/m)	Reading Level (dBuV)	Margin (dB)	Limit (dBuV/m)	Factor (dB)	Type
1			5150.000	52.363	48.717	-1.637	54.000	3.646	AV
2	X	*	5176.825	112.147	108.484	N/A	N/A	3.663	AV

Note: Measure Level (dBµV/m) = Reading Level (dBµV) + Factor (dB)

Factor (dB) = Cable Loss (dB) + Antenna Factor (dB/m) - Pre_Amplifier Gain (dB).

Site: AC1	Time: 2020/03/04 - 23:39
Limit: FCC_Part15.209_RE(3m)	Engineer: Kevin Ker
Probe: BBHA 9120D_1-18GHz	Polarity: Horizontal
EUT: ACCESS POINT	Power: By PoE
Test Mode: Transmit by 802.11ax-HE20 at Channel 5320MHz	

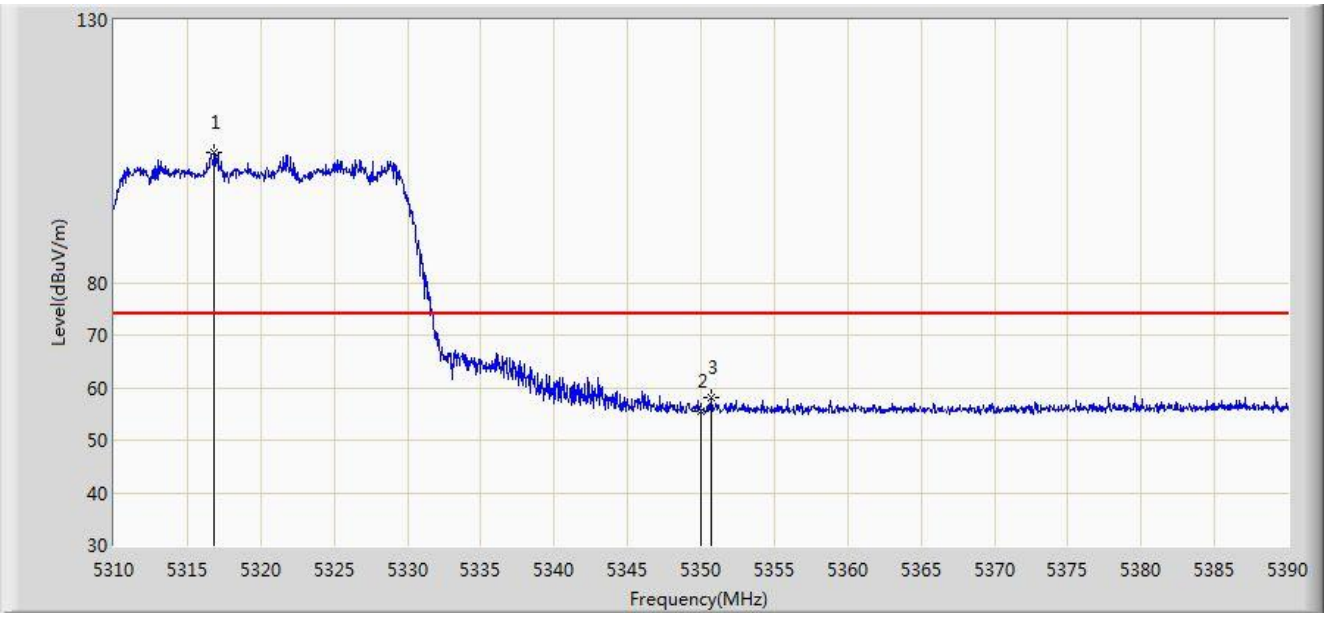

No	Flag	Mark	Frequency (MHz)	Measure Level (dBuV/m)	Reading Level (dBuV)	Margin (dB)	Limit (dBuV/m)	Factor (dB)	Type
1		*	5316.840	104.898	101.145	N/A	N/A	3.753	PK
2			5350.000	55.446	51.672	-18.554	74.000	3.774	PK
3			5350.720	58.201	54.427	-15.799	74.000	3.774	PK

Note: Measure Level (dBμV/m) = Reading Level (dBμV) + Factor (dB)

Factor (dB) = Cable Loss (dB) + Antenna Factor (dB/m) - Pre_Amplifier Gain (dB).

Site: AC1	Time: 2020/03/04 - 23:42
Limit: FCC_Part15.209_RE(3m)	Engineer: Kevin Ker
Probe: BBHA 9120D_1-18GHz	Polarity: Horizontal
EUT: ACCESS POINT	Power: By PoE
Test Mode: Transmit by 802.11ax-HE20 at Channel 5320MHz	

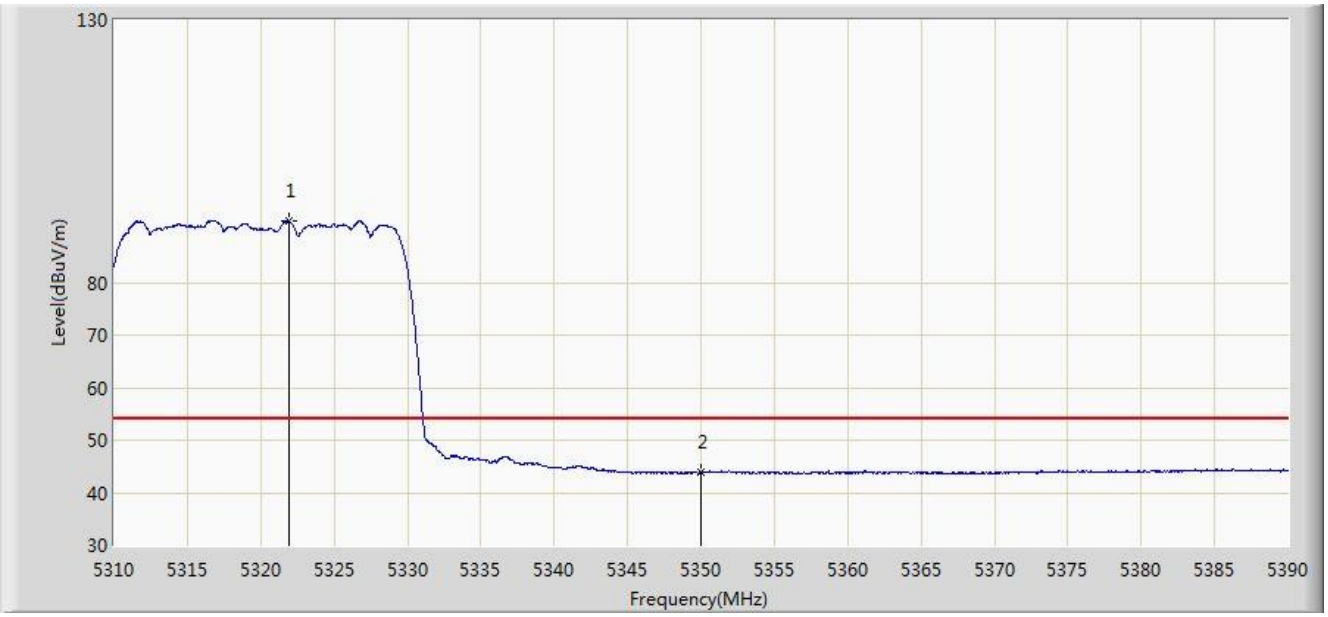

No	Flag	Mark	Frequency (MHz)	Measure Level (dBuV/m)	Reading Level (dBuV)	Margin (dB)	Limit (dBuV/m)	Factor (dB)	Type
1		*	5321.920	91.776	88.019	N/A	N/A	3.757	AV
2			5350.000	43.903	40.129	-10.097	54.000	3.774	AV

Note: Measure Level (dBµV/m) = Reading Level (dBµV) + Factor (dB)

Factor (dB) = Cable Loss (dB) + Antenna Factor (dB/m) - Pre_Amplifier Gain (dB).

Site: AC1	Time: 2020/03/04 - 23:43
Limit: FCC_Part15.209_RE(3m)	Engineer: Kevin Ker
Probe: BBHA 9120D_1-18GHz	Polarity: Vertical
EUT: ACCESS POINT	Power: By PoE
Test Mode: Transmit by 802.11ax-HE20 at Channel 5320MHz	

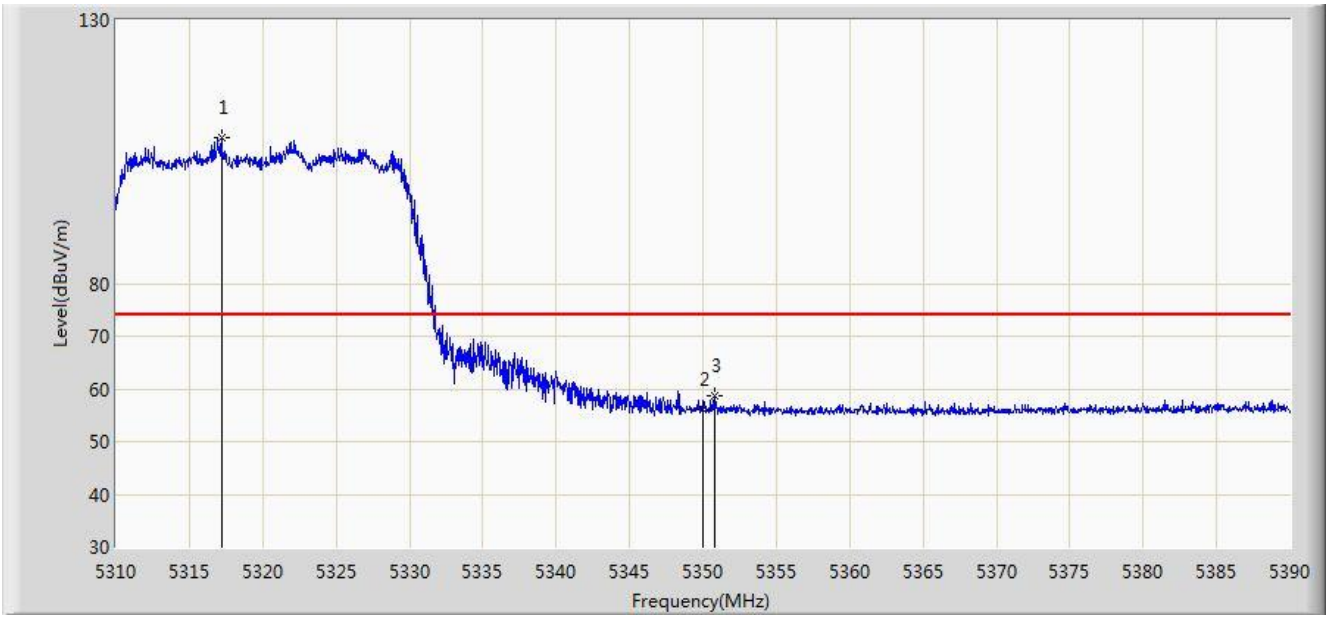

No	Flag	Mark	Frequency (MHz)	Measure Level (dBuV/m)	Reading Level (dBuV)	Margin (dB)	Limit (dBuV/m)	Factor (dB)	Type
1		*	5317.200	107.590	103.836	N/A	N/A	3.754	PK
2			5350.000	56.051	52.277	-17.949	74.000	3.774	PK
3			5350.760	58.694	54.920	-15.306	74.000	3.774	PK

Note: Measure Level (dBμV/m) = Reading Level (dBμV) + Factor (dB)

Factor (dB) = Cable Loss (dB) + Antenna Factor (dB/m) - Pre_Amplifier Gain (dB).

Site: AC1	Time: 2020/03/04 - 23:46
Limit: FCC_Part15.209_RE(3m)	Engineer: Kevin Ker
Probe: BBHA 9120D_1-18GHz	Polarity: Vertical
EUT: ACCESS POINT	Power: By PoE
Test Mode: Transmit by 802.11ax-HE20 at Channel 5320MHz	

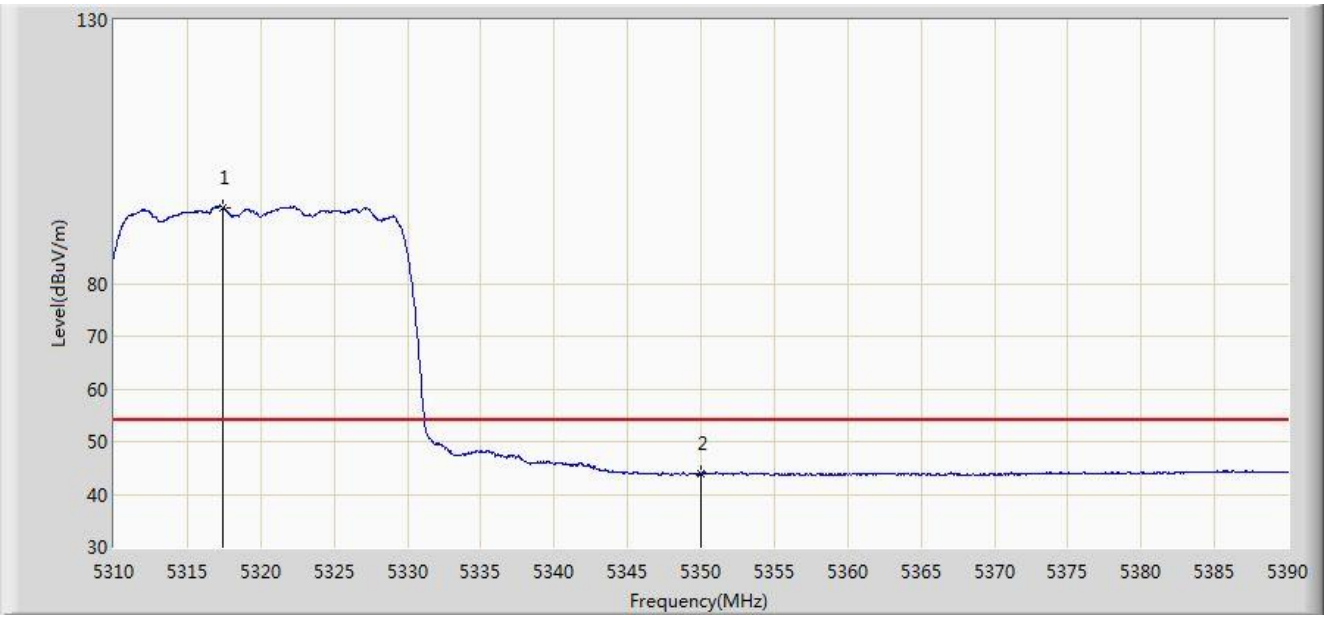

No	Flag	Mark	Frequency (MHz)	Measure Level (dBuV/m)	Reading Level (dBuV)	Margin (dB)	Limit (dBuV/m)	Factor (dB)	Type
1		*	5317.440	94.453	90.699	N/A	N/A	3.754	AV
2			5350.000	43.930	40.156	-10.070	54.000	3.774	AV

Note: Measure Level (dBµV/m) = Reading Level (dBµV) + Factor (dB)

Factor (dB) = Cable Loss (dB) + Antenna Factor (dB/m) - Pre_Amplifier Gain (dB).

Site: AC1	Time: 2020/03/04 - 23:47
Limit: FCC_Part15.209_RE(3m)	Engineer: Kevin Ker
Probe: BBHA 9120D_1-18GHz	Polarity: Horizontal
EUT: ACCESS POINT	Power: By PoE
Test Mode: Transmit by 802.11ax-HE20 at Channel 5500MHz	

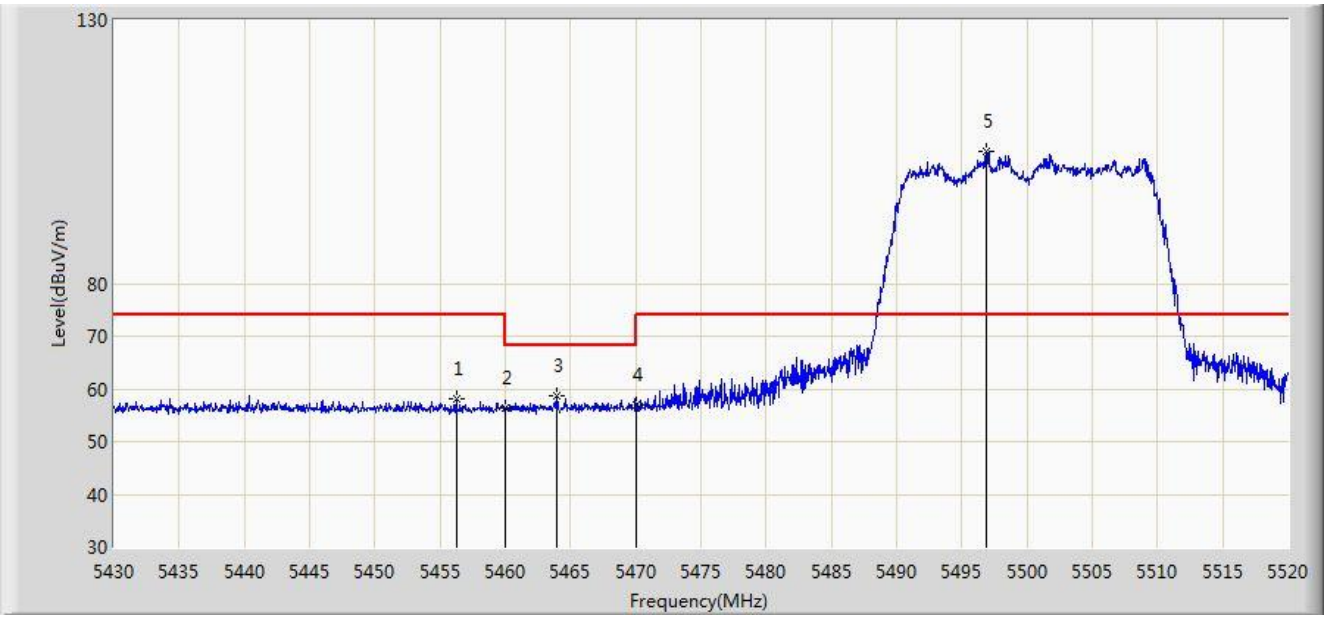

No	Flag	Mark	Frequency (MHz)	Measure Level (dBuV/m)	Reading Level (dBuV)	Margin (dB)	Limit (dBuV/m)	Factor (dB)	Type
1			5456.235	58.171	54.330	-15.829	74.000	3.841	PK
2			5460.000	56.315	52.471	-17.685	74.000	3.844	PK
3			5463.975	58.766	54.919	-9.434	68.200	3.846	PK
4			5470.000	56.950	53.099	-11.250	68.200	3.850	PK
5		*	5496.825	105.169	101.292	N/A	N/A	3.877	PK

Note: Measure Level (dBμV/m) = Reading Level (dBμV) + Factor (dB)

Factor (dB) = Cable Loss (dB) + Antenna Factor (dB/m) - Pre_Amplifier Gain (dB).

Site: AC1	Time: 2020/03/04 - 23:49
Limit: FCC_Part15.209_RE(3m)	Engineer: Kevin Ker
Probe: BBHA 9120D_1-18GHz	Polarity: Horizontal
EUT: ACCESS POINT	Power: By PoE
Test Mode: Transmit by 802.11ax-HE20 at Channel 5500MHz	

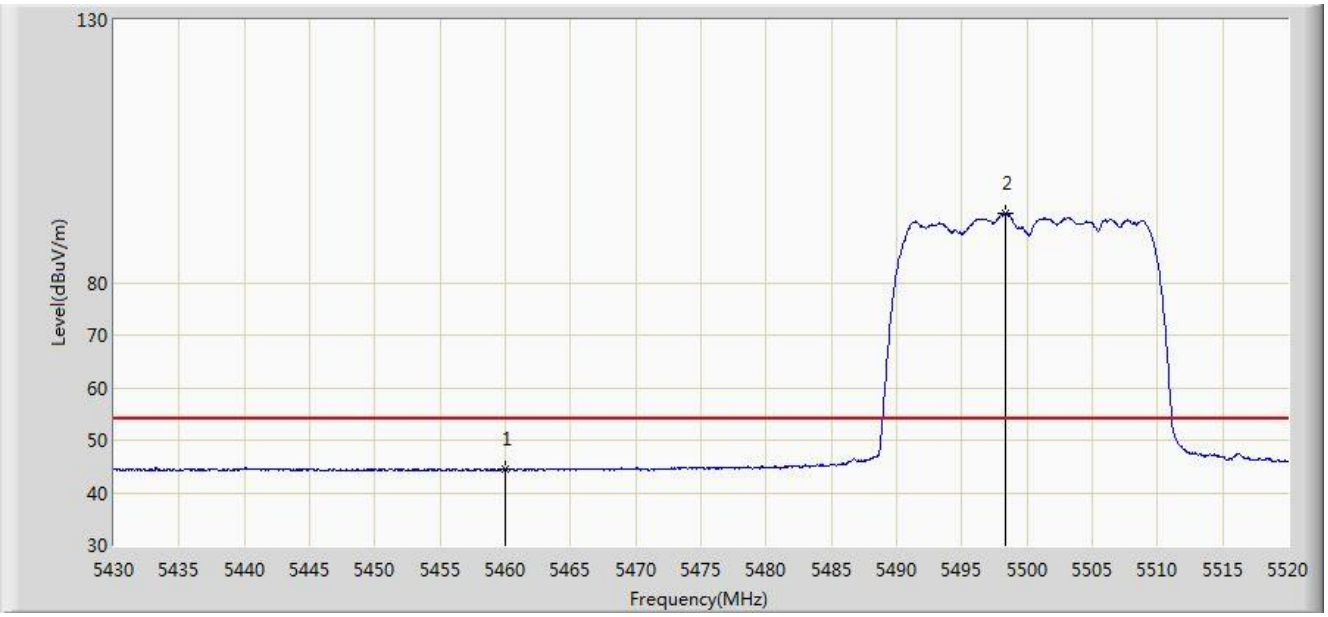

No	Flag	Mark	Frequency (MHz)	Measure Level (dBuV/m)	Reading Level (dBuV)	Margin (dB)	Limit (dBuV/m)	Factor (dB)	Type
1			5460.000	44.463	40.619	-9.537	54.000	3.844	AV
2		*	5498.400	93.272	89.393	N/A	N/A	3.879	AV

Note: Measure Level (dBµV/m) = Reading Level (dBµV) + Factor (dB)

Factor (dB) = Cable Loss (dB) + Antenna Factor (dB/m) - Pre_Amplifier Gain (dB).

Site: AC1	Time: 2020/03/04 - 23:49
Limit: FCC_Part15.209_RE(3m)	Engineer: Kevin Ker
Probe: BBHA 9120D_1-18GHz	Polarity: Vertical
EUT: ACCESS POINT	Power: By PoE
Test Mode: Transmit by 802.11ax-HE20 at Channel 5500MHz	

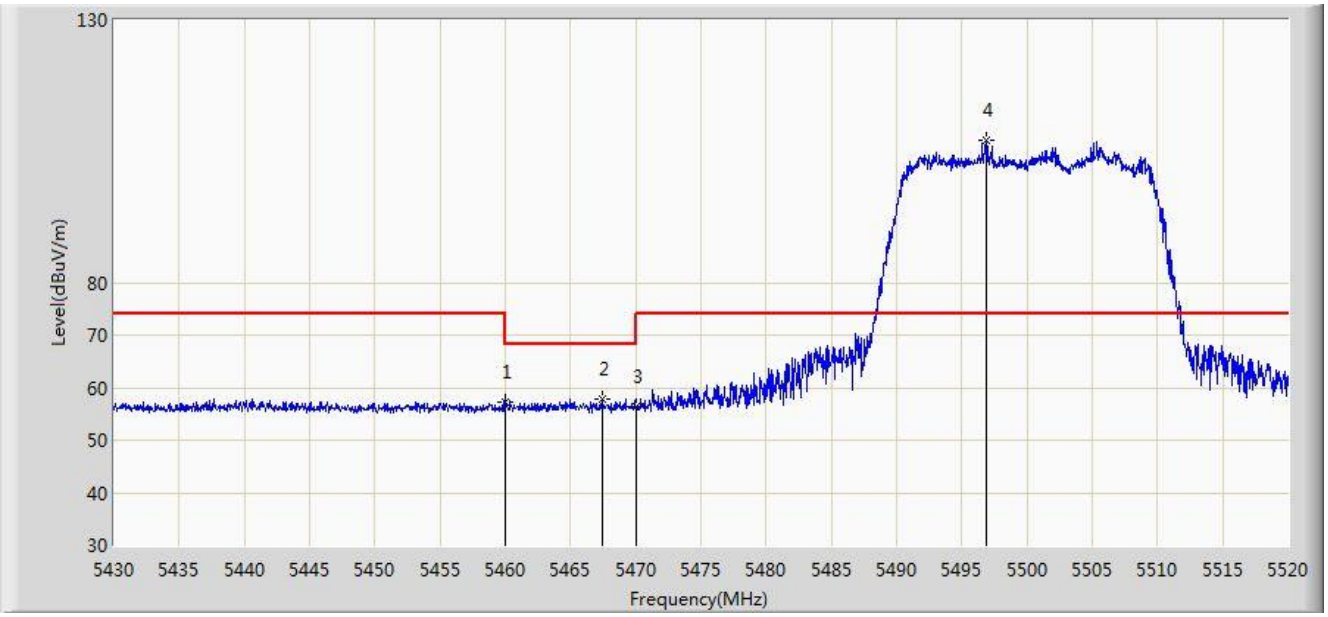

No	Flag	Mark	Frequency (MHz)	Measure Level (dBuV/m)	Reading Level (dBuV)	Margin (dB)	Limit (dBuV/m)	Factor (dB)	Type
1			5460.000	57.252	53.408	-16.748	74.000	3.844	PK
2			5467.395	57.818	53.969	-10.382	68.200	3.849	PK
3			5470.000	56.294	52.443	-11.906	68.200	3.850	PK
4		*	5496.870	107.242	103.365	N/A	N/A	3.877	PK

Note: Measure Level (dBμV/m) = Reading Level (dBμV) + Factor (dB)

Factor (dB) = Cable Loss (dB) + Antenna Factor (dB/m) - Pre_Amplifier Gain (dB).

Site: AC1	Time: 2020/03/04 - 23:50
Limit: FCC_Part15.209_RE(3m)	Engineer: Kevin Ker
Probe: BBHA 9120D_1-18GHz	Polarity: Vertical
EUT: ACCESS POINT	Power: By PoE
Test Mode: Transmit by 802.11ax-HE20 at Channel 5500MHz	

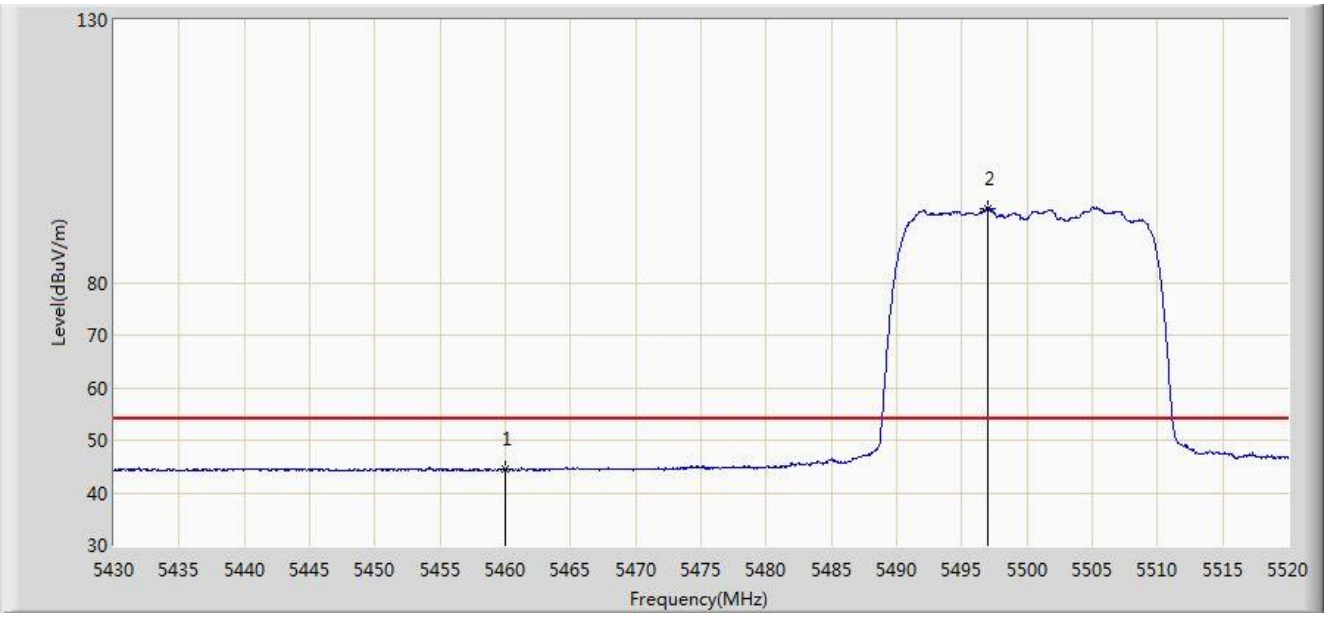

No	Flag	Mark	Frequency (MHz)	Measure Level (dBuV/m)	Reading Level (dBuV)	Margin (dB)	Limit (dBuV/m)	Factor (dB)	Type
1			5460.000	44.390	40.546	-9.610	54.000	3.844	AV
2		*	5497.005	94.145	90.268	N/A	N/A	3.877	AV

Note: Measure Level (dBμV/m) = Reading Level (dBμV) + Factor (dB)

Factor (dB) = Cable Loss (dB) + Antenna Factor (dB/m) - Pre_Amplifier Gain (dB).

Site: AC1	Time: 2020/03/04 - 23:52
Limit: FCC_Part15.209_RE(3m)	Engineer: Kevin Ker
Probe: BBHA 9120D_1-18GHz	Polarity: Horizontal
EUT: ACCESS POINT	Power: By PoE
Test Mode: Transmit by 802.11ax-HE20 at Channel 5700MHz	

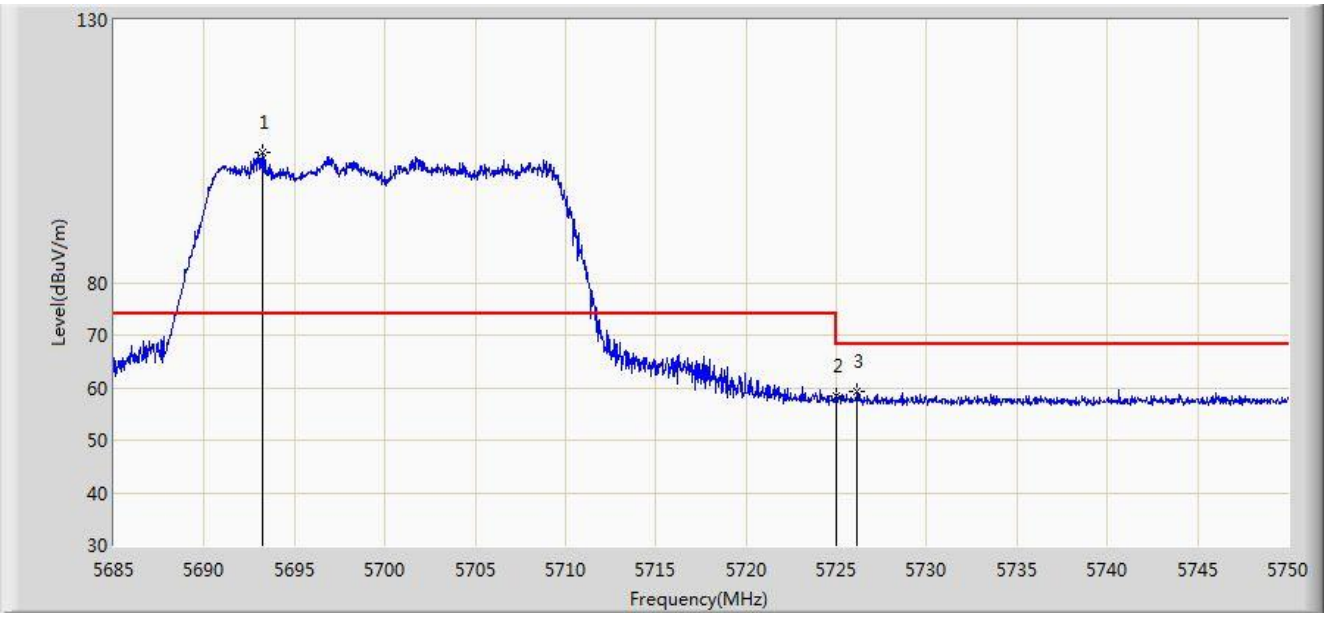

No	Flag	Mark	Frequency (MHz)	Measure Level (dBuV/m)	Reading Level (dBuV)	Margin (dB)	Limit (dBuV/m)	Factor (dB)	Type
1		*	5693.223	104.721	100.109	N/A	N/A	4.612	PK
2			5725.000	58.417	53.683	-9.783	68.200	4.734	PK
3			5726.145	59.392	54.654	-8.808	68.200	4.738	PK

Note: Measure Level (dBµV/m) = Reading Level (dBµV) + Factor (dB)

Factor (dB) = Cable Loss (dB) + Antenna Factor (dB/m) - Pre_Amplifier Gain (dB).

Site: AC1	Time: 2020/03/04 - 23:58
Limit: FCC_Part15.209_RE(3m)	Engineer: Kevin Ker
Probe: BBHA 9120D_1-18GHz	Polarity: Vertical
EUT: ACCESS POINT	Power: By PoE
Test Mode: Transmit by 802.11ax-HE20 at Channel 5700MHz	

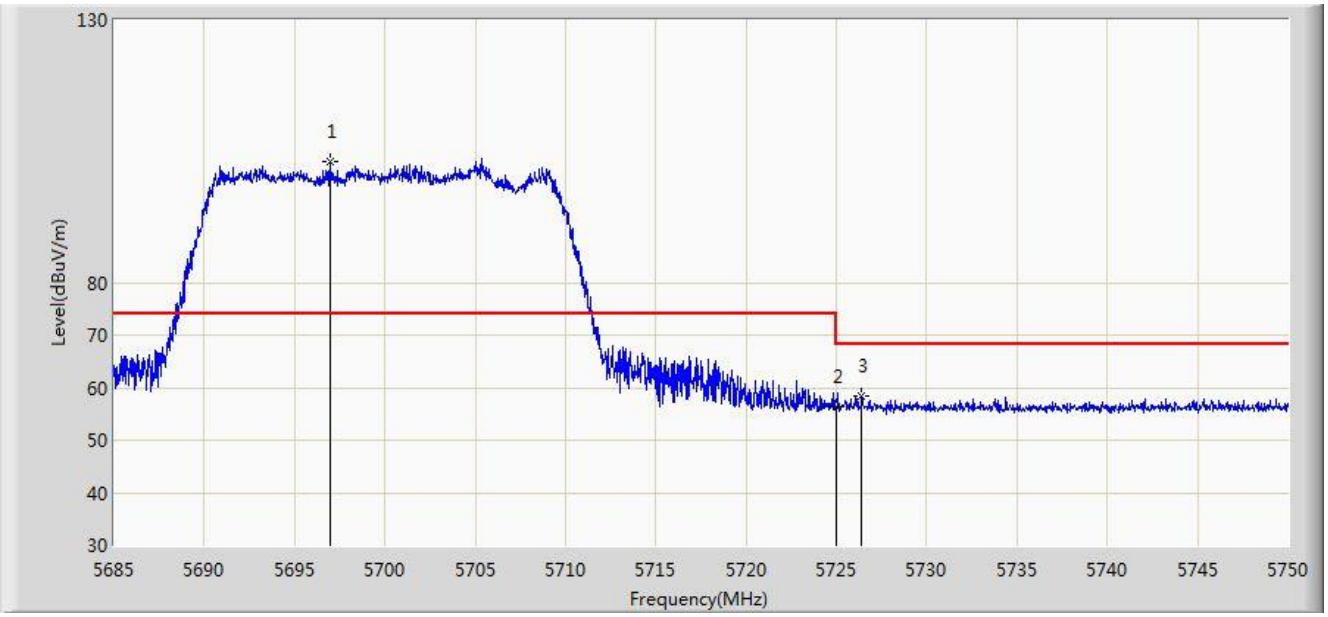

No	Flag	Mark	Frequency (MHz)	Measure Level (dBuV/m)	Reading Level (dBuV)	Margin (dB)	Limit (dBuV/m)	Factor (dB)	Type
1		*	5696.993	102.922	98.296	N/A	N/A	4.626	PK
2			5725.000	56.361	51.627	-11.839	68.200	4.734	PK
3			5726.405	58.502	53.763	-9.698	68.200	4.740	PK

Note: Measure Level (dBμV/m) = Reading Level (dBμV) + Factor (dB)

Factor (dB) = Cable Loss (dB) + Antenna Factor (dB/m) - Pre_Amplifier Gain (dB).

Site: AC1	Time: 2020/02/18 - 15:03
Limit: FCC_Part15.407_RE(3m)	Engineer: Kevin Ker
Probe: BBHA 9120D_1-18GHz	Polarity: Horizontal
EUT: ACCESS POINT	Power: By PoE
Test Mode: Transmit by 802.11ax-HE20 at Channel 5745MHz	

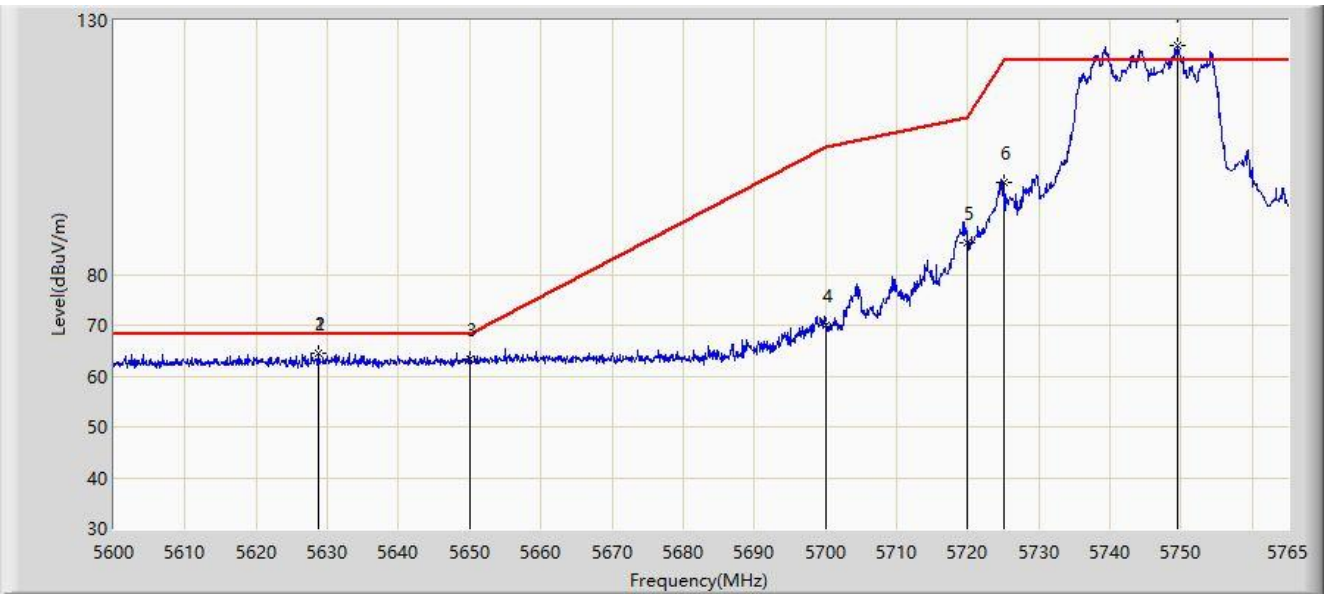

No	Flag	Mark	Frequency (MHz)	Measure Level (dBuV/m)	Reading Level (dBuV)	Margin (dB)	Limit (dBuV/m)	Factor (dB)	Type
1			5628.710	64.636	60.272	-3.564	68.200	4.365	PK
2			5628.710	64.636	60.272	-3.564	68.200	4.365	PK
3			5650.000	63.434	58.988	-4.766	68.200	4.446	PK
4			5700.000	69.876	65.238	-35.324	105.200	4.638	PK
5			5720.000	86.118	81.403	-24.682	110.800	4.715	PK
6			5725.000	97.997	93.263	-24.203	122.200	4.734	PK
7		*	5749.408	125.093	120.266	N/A	N/A	4.828	PK

Note: Measure Level (dBμV/m) = Reading Level (dBμV) + Factor (dB)

Factor (dB) = Cable Loss (dB) + Antenna Factor (dB/m) - Pre_Amplifier Gain (dB).

Site: AC1	Time: 2020/02/18 - 15:05
Limit: FCC_Part15.407_RE(3m)	Engineer: Kevin Ker
Probe: BBHA 9120D_1-18GHz	Polarity: Vertical
EUT: ACCESS POINT	Power: By PoE
Test Mode: Transmit by 802.11ax-HE20 at Channel 5745MHz	

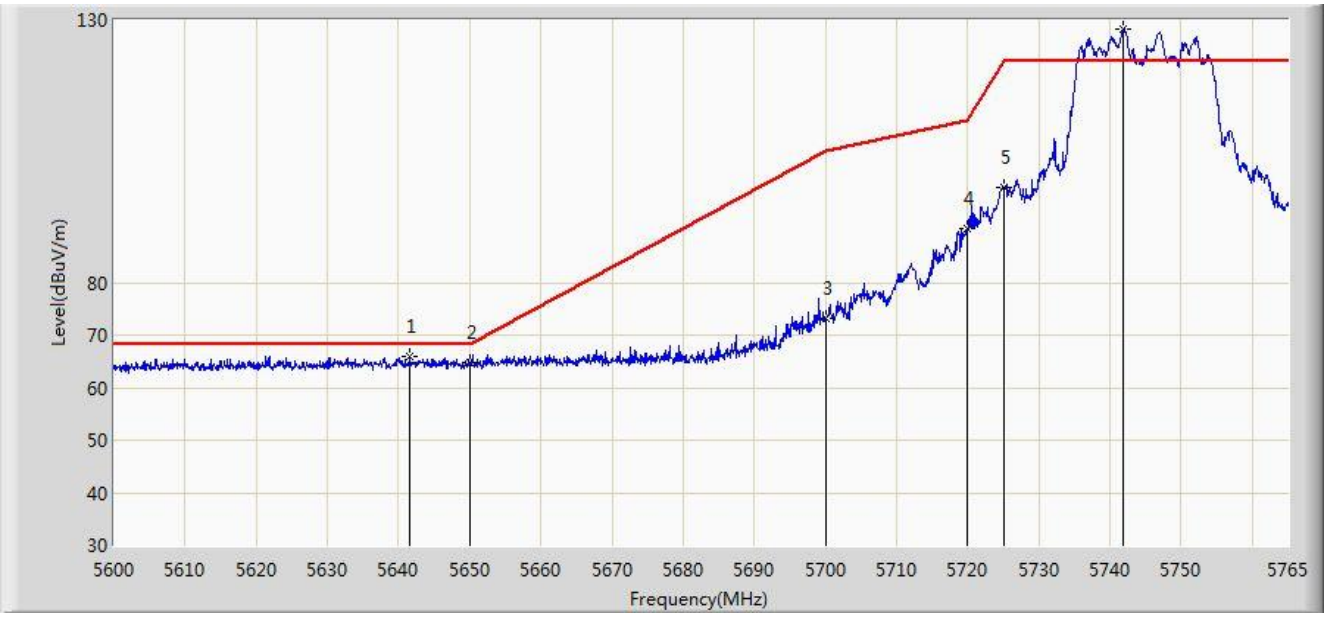

No	Flag	Mark	Frequency (MHz)	Measure Level (dBuV/m)	Reading Level (dBuV)	Margin (dB)	Limit (dBuV/m)	Factor (dB)	Type
1			5641.663	65.926	61.512	-2.274	68.200	4.414	PK
2			5650.000	64.734	60.288	-3.466	68.200	4.446	PK
3			5700.000	73.140	68.502	-32.060	105.200	4.638	PK
4			5720.000	90.179	85.464	-20.621	110.800	4.715	PK
5			5725.000	98.069	93.335	-24.131	122.200	4.734	PK
6		*	5741.900	128.203	123.404	N/A	N/A	4.799	PK

Note: Measure Level (dBμV/m) = Reading Level (dBμV) + Factor (dB)

Factor (dB) = Cable Loss (dB) + Antenna Factor (dB/m) - Pre_Amplifier Gain (dB).

Site: AC1	Time: 2020/02/18 - 15:08
Limit: FCC_Part15.407_RE(3m)	Engineer: Kevin Ker
Probe: BBHA 9120D_1-18GHz	Polarity: Horizontal
EUT: ACCESS POINT	Power: By PoE
Test Mode: Transmit by 802.11ax-HE20 at Channel 5825MHz	

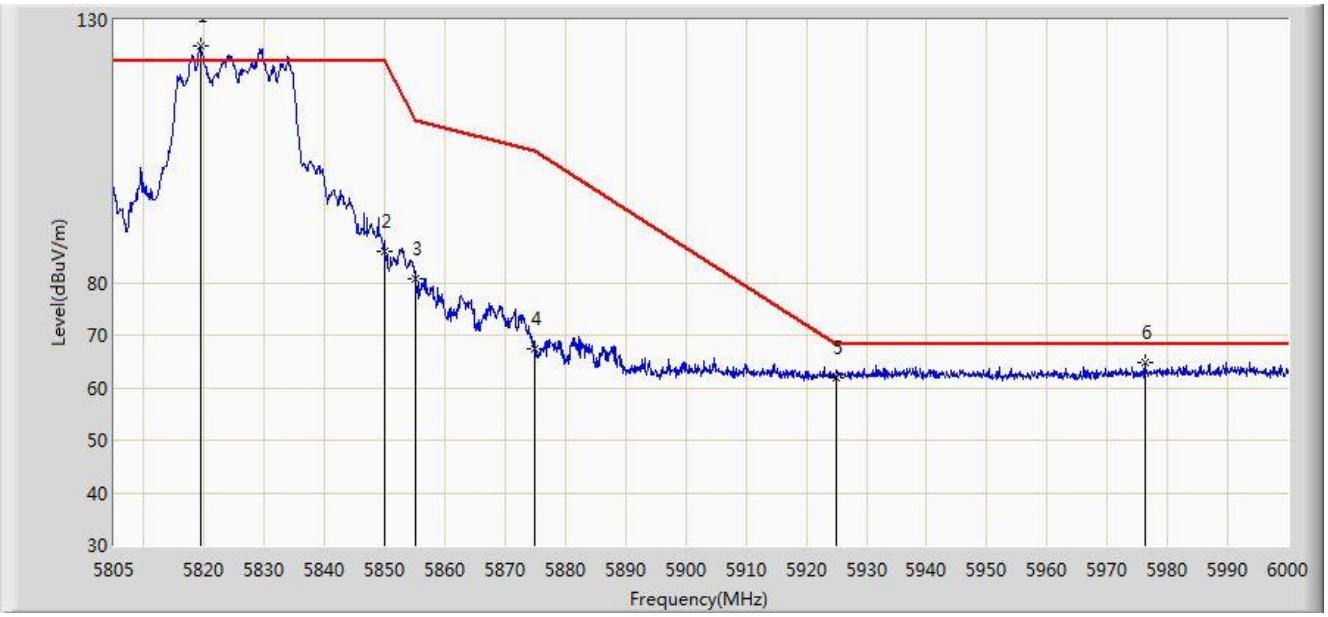

No	Flag	Mark	Frequency (MHz)	Measure Level (dBuV/m)	Reading Level (dBuV)	Margin (dB)	Limit (dBuV/m)	Factor (dB)	Type
1		*	5819.430	125.047	119.950	N/A	N/A	5.097	PK
2			5850.000	85.818	80.604	-36.382	122.200	5.214	PK
3			5855.000	80.794	75.561	-30.006	110.800	5.233	PK
4			5875.000	67.277	61.967	-37.923	105.200	5.310	PK
5			5925.000	61.972	56.470	-6.228	68.200	5.502	PK
6			5976.308	64.755	59.056	-3.445	68.200	5.698	PK

Note: Measure Level (dBμV/m) = Reading Level (dBμV) + Factor (dB)

Factor (dB) = Cable Loss (dB) + Antenna Factor (dB/m) - Pre_Amplifier Gain (dB).

Site: AC1	Time: 2020/02/18 - 15:10
Limit: FCC_Part15.407_RE(3m)	Engineer: Kevin Ker
Probe: BBHA 9120D_1-18GHz	Polarity: Vertical
EUT: ACCESS POINT	Power: By PoE
Test Mode: Transmit by 802.11ax-HE20 at Channel 5825MHz	

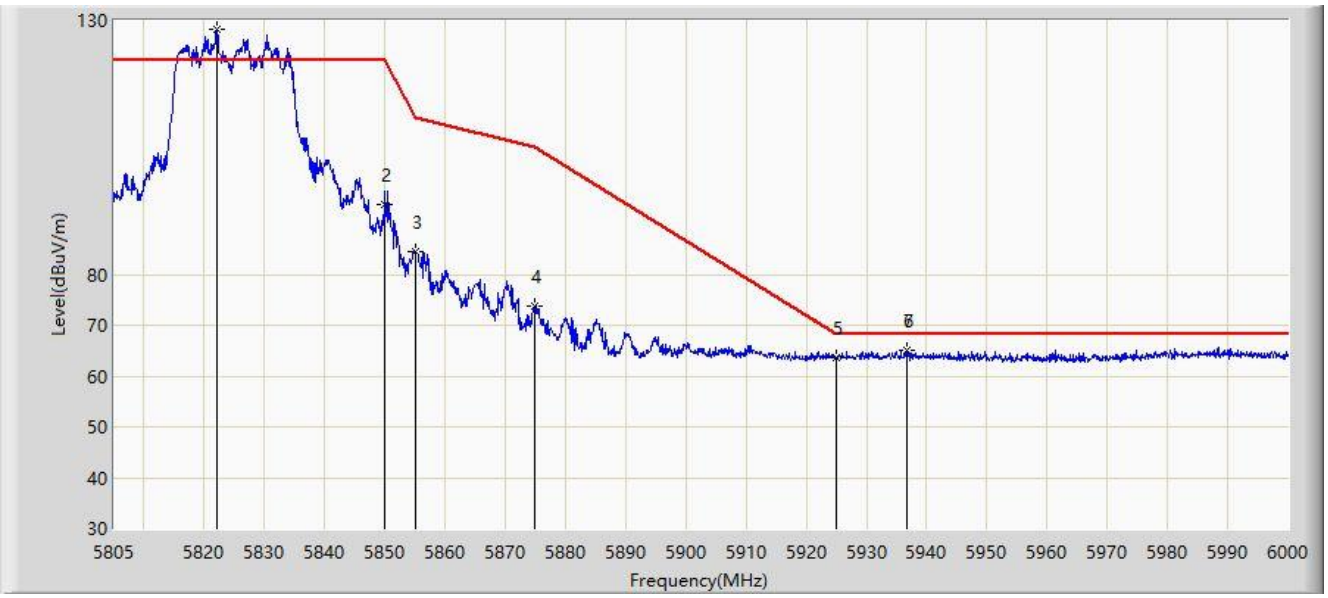

No	Flag	Mark	Frequency (MHz)	Measure Level (dBuV/m)	Reading Level (dBuV)	Margin (dB)	Limit (dBuV/m)	Factor (dB)	Type
1		*	5822.062	128.267	123.160	N/A	N/A	5.108	PK
2			5850.000	93.900	88.686	-28.300	122.200	5.214	PK
3			5855.000	84.472	79.239	-26.328	110.800	5.233	PK
4			5875.000	73.738	68.428	-31.462	105.200	5.310	PK
5			5925.000	63.630	58.128	-4.570	68.200	5.502	PK
6			5936.723	64.997	59.450	-3.203	68.200	5.547	PK
7			5936.723	64.997	59.450	-3.203	68.200	5.547	PK

Note: Measure Level (dBμV/m) = Reading Level (dBμV) + Factor (dB)

Factor (dB) = Cable Loss (dB) + Antenna Factor (dB/m) - Pre_Amplifier Gain (dB).

Site: AC1	Time: 2020/02/18 - 15:23
Limit: FCC_Part15.209_RE(3m)	Engineer: Kevin Ker
Probe: BBHA 9120D_1-18GHz	Polarity: Horizontal
EUT: ACCESS POINT	Power: By PoE
Test Mode: Transmit by 802.11ax-HE40 at Channel 5190MHz	

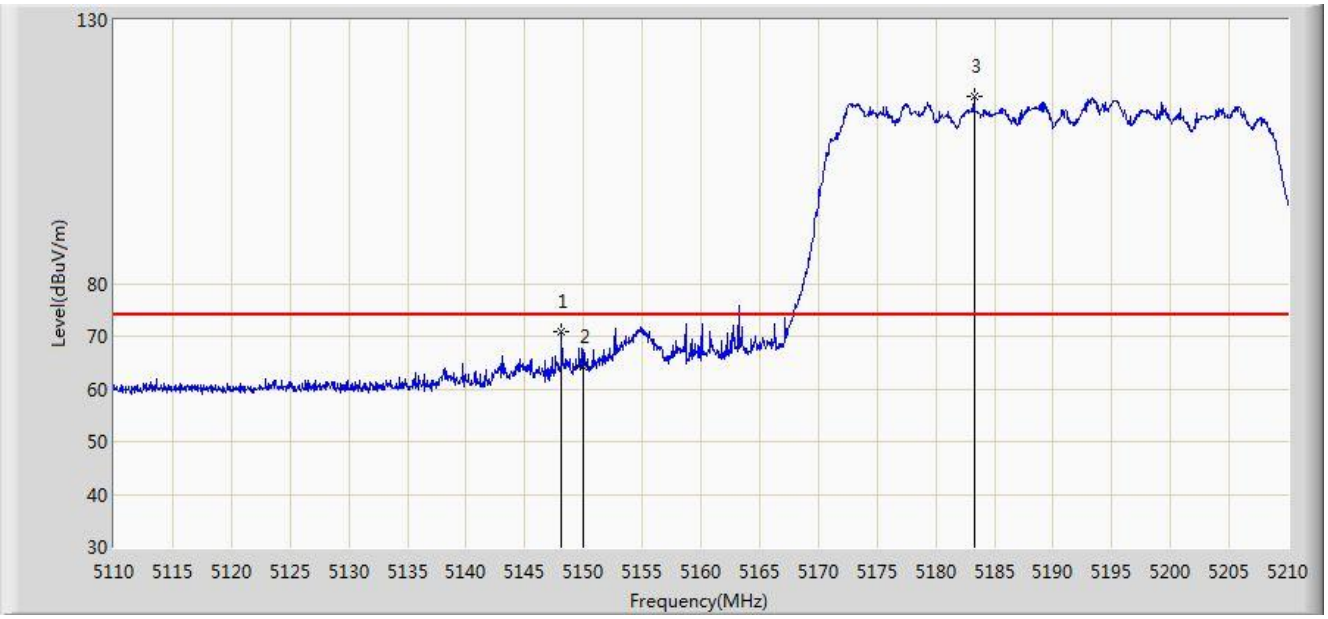

No	Flag	Mark	Frequency (MHz)	Measure Level (dBuV/m)	Reading Level (dBuV)	Margin (dB)	Limit (dBuV/m)	Factor (dB)	Type
1			5148.150	70.811	67.166	-3.189	74.000	3.645	PK
2			5150.000	64.163	60.517	-9.837	74.000	3.646	PK
3		*	5183.250	115.466	111.799	N/A	N/A	3.667	PK

Note: Measure Level (dBμV/m) = Reading Level (dBμV) + Factor (dB)

Factor (dB) = Cable Loss (dB) + Antenna Factor (dB/m) - Pre_Amplifier Gain (dB).

Site: AC1	Time: 2020/02/18 - 15:25
Limit: FCC_Part15.209_RE(3m)	Engineer: Kevin Ker
Probe: BBHA 9120D_1-18GHz	Polarity: Horizontal
EUT: ACCESS POINT	Power: By PoE
Test Mode: Transmit by 802.11ax-HE40 at Channel 5190MHz	

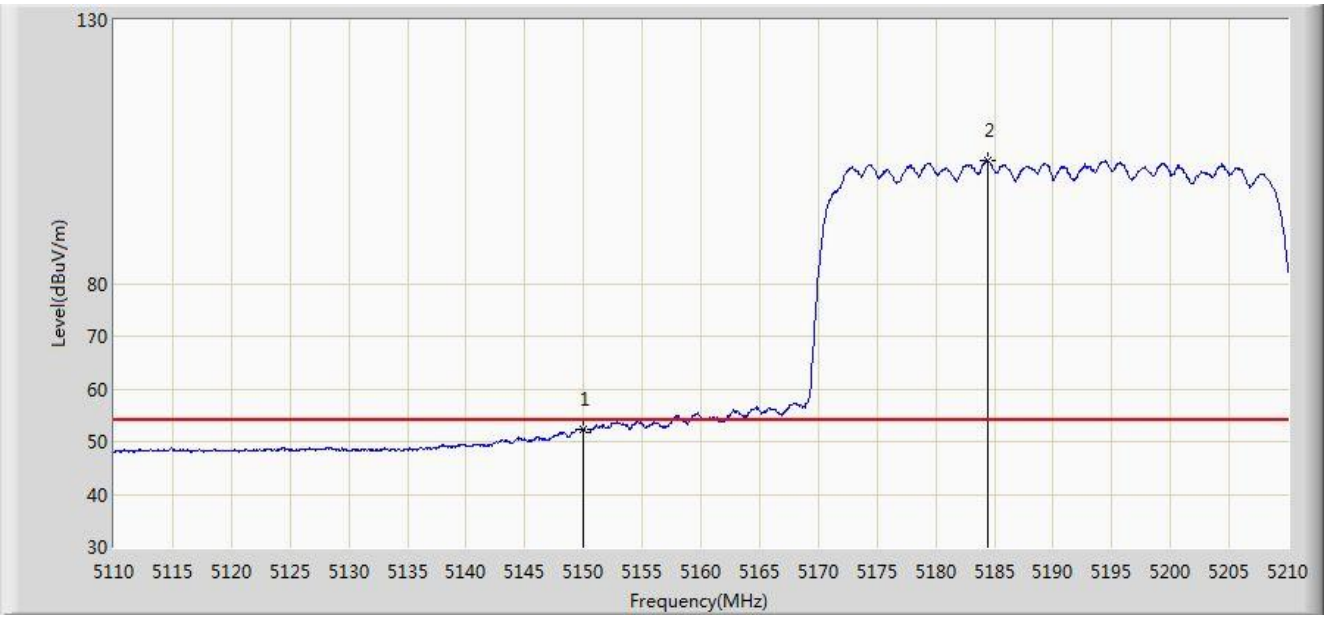

No	Flag	Mark	Frequency (MHz)	Measure Level (dBuV/m)	Reading Level (dBuV)	Margin (dB)	Limit (dBuV/m)	Factor (dB)	Type
1			5150.000	52.328	48.682	-1.672	54.000	3.646	AV
2		*	5184.450	103.189	99.521	N/A	N/A	3.667	AV

Note: Measure Level (dBµV/m) = Reading Level (dBµV) + Factor (dB)

Factor (dB) = Cable Loss (dB) + Antenna Factor (dB/m) - Pre_Amplifier Gain (dB).

Site: AC1	Time: 2020/02/18 - 15:21
Limit: FCC_Part15.209_RE(3m)	Engineer: Kevin Ker
Probe: BBHA 9120D_1-18GHz	Polarity: Vertical
EUT: ACCESS POINT	Power: By PoE
Test Mode: Transmit by 802.11ax-HE40 at Channel 5190MHz	

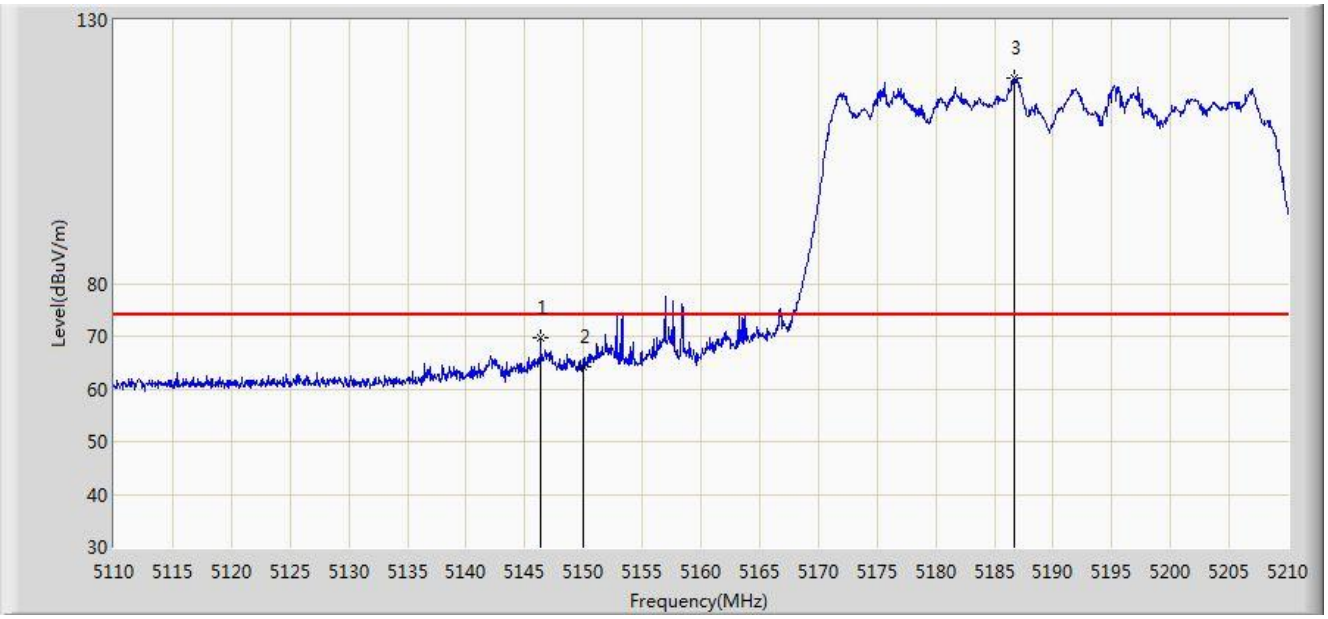

No	Flag	Mark	Frequency (MHz)	Measure Level (dBuV/m)	Reading Level (dBuV)	Margin (dB)	Limit (dBuV/m)	Factor (dB)	Type
1			5146.350	69.629	65.985	-4.371	74.000	3.644	PK
2			5150.000	64.347	60.701	-9.653	74.000	3.646	PK
3		*	5186.750	118.963	115.294	N/A	N/A	3.669	PK

Note: Measure Level (dBµV/m) = Reading Level (dBµV) + Factor (dB)

Factor (dB) = Cable Loss (dB) + Antenna Factor (dB/m) - Pre_Amplifier Gain (dB).

Site: AC1	Time: 2020/02/18 - 15:20
Limit: FCC_Part15.209_RE(3m)	Engineer: Kevin Ker
Probe: BBHA 9120D_1-18GHz	Polarity: Vertical
EUT: ACCESS POINT	Power: By PoE
Test Mode: Transmit by 802.11ax-HE40 at Channel 5190MHz	

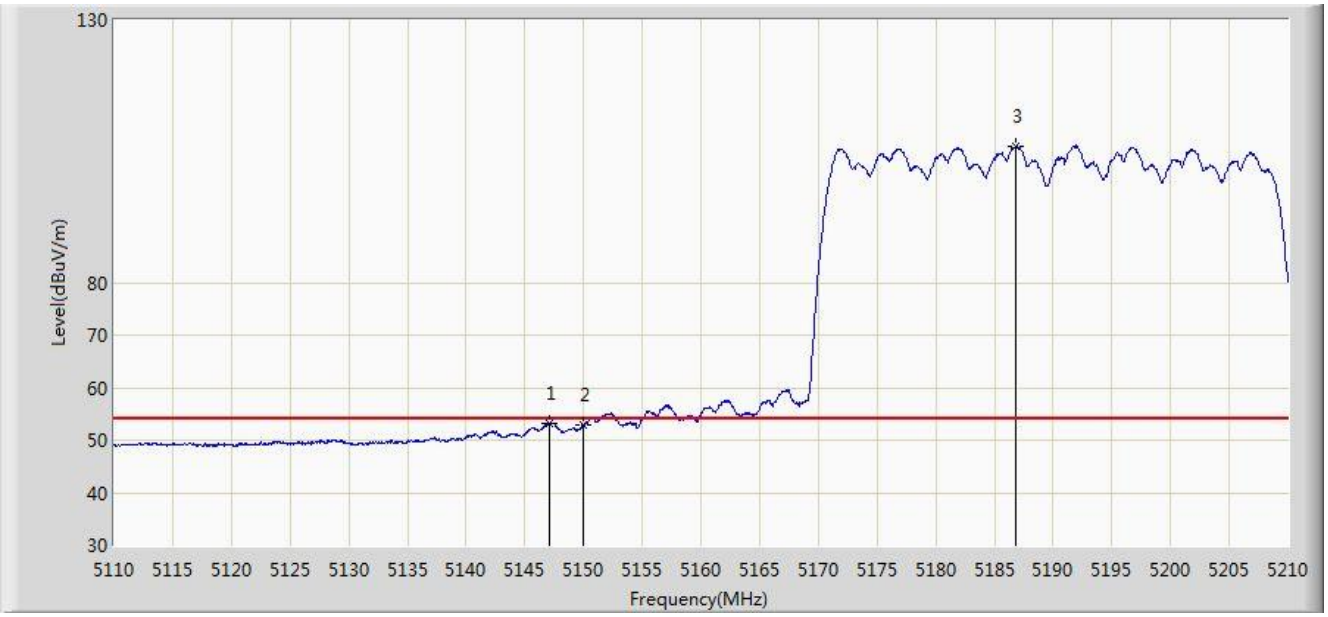

No	Flag	Mark	Frequency (MHz)	Measure Level (dBuV/m)	Reading Level (dBuV)	Margin (dB)	Limit (dBuV/m)	Factor (dB)	Type
1			5147.100	53.320	49.676	-0.680	54.000	3.644	AV
2			5150.000	52.966	49.320	-1.034	54.000	3.646	AV
3		*	5186.850	106.060	102.390	N/A	N/A	3.669	AV

Note: Measure Level (dBμV/m) = Reading Level (dBμV) + Factor (dB)

Factor (dB) = Cable Loss (dB) + Antenna Factor (dB/m) - Pre_Amplifier Gain (dB).

Site: AC1	Time: 2020/03/04 - 23:59
Limit: FCC_Part15.209_RE(3m)	Engineer: Kevin Ker
Probe: BBHA 9120D_1-18GHz	Polarity: Horizontal
EUT: ACCESS POINT	Power: By PoE
Test Mode: Transmit by 802.11ax-HE40 at Channel 5310MHz	

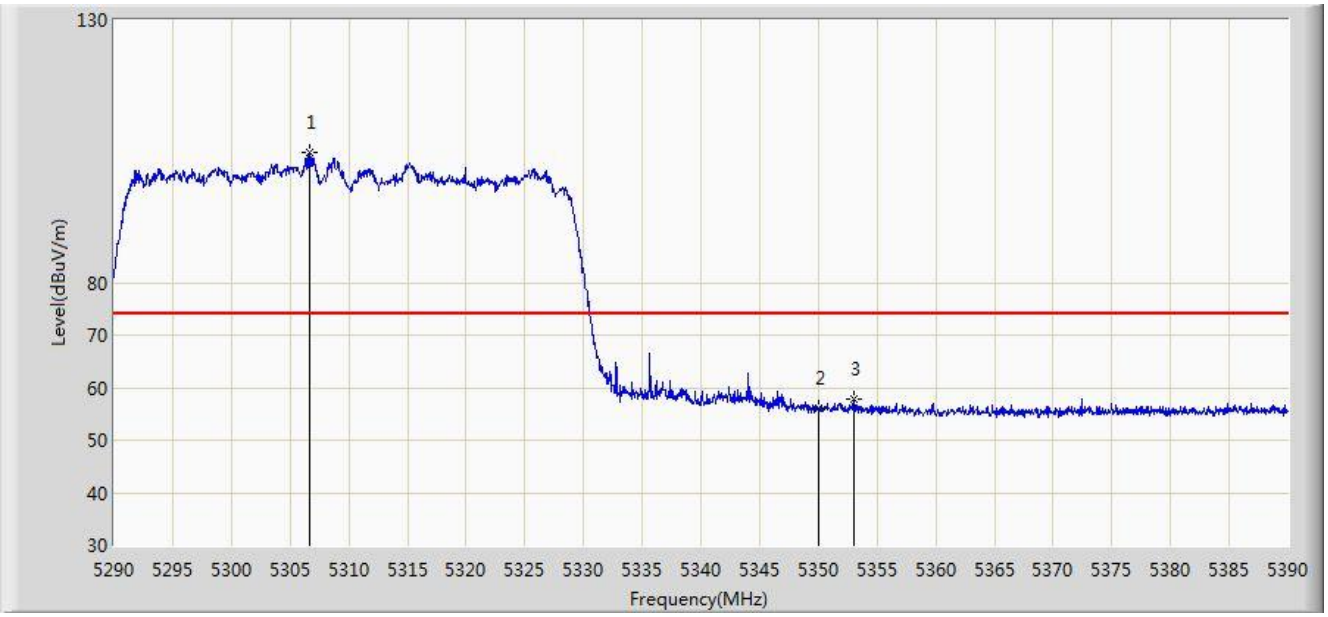

No	Flag	Mark	Frequency (MHz)	Measure Level (dBuV/m)	Reading Level (dBuV)	Margin (dB)	Limit (dBuV/m)	Factor (dB)	Type
1		*	5306.700	104.830	101.084	N/A	N/A	3.746	PK
2			5350.000	55.956	52.182	-18.044	74.000	3.774	PK
3			5353.050	57.847	54.071	-16.153	74.000	3.776	PK

Note: Measure Level (dBμV/m) = Reading Level (dBμV) + Factor (dB)

Factor (dB) = Cable Loss (dB) + Antenna Factor (dB/m) - Pre_Amplifier Gain (dB).

Site: AC1	Time: 2020/03/05 - 00:02
Limit: FCC_Part15.209_RE(3m)	Engineer: Kevin Ker
Probe: BBHA 9120D_1-18GHz	Polarity: Horizontal
EUT: ACCESS POINT	Power: By PoE
Test Mode: Transmit by 802.11ax-HE40 at Channel 5310MHz	

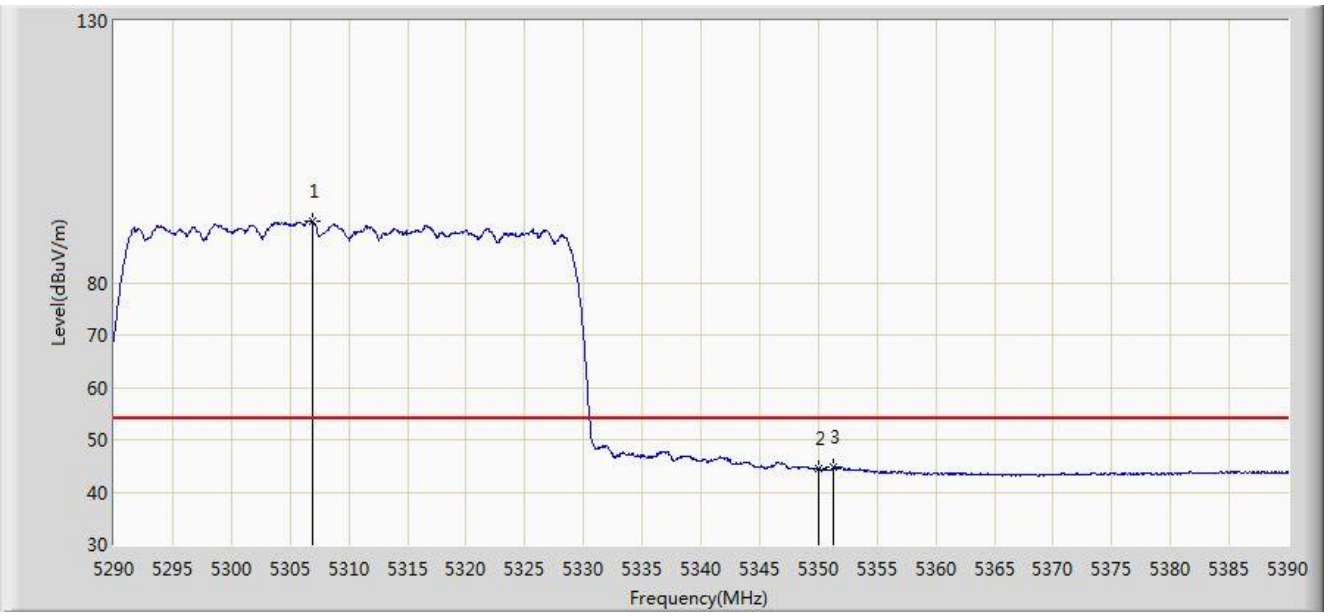

No	Flag	Mark	Frequency (MHz)	Measure Level (dBuV/m)	Reading Level (dBuV)	Margin (dB)	Limit (dBuV/m)	Factor (dB)	Type
1		*	5306.950	91.670	87.924	N/A	N/A	3.746	AV
2			5350.000	44.408	40.634	-9.592	54.000	3.774	AV
3			5351.300	44.852	41.077	-9.148	54.000	3.775	AV

Note: Measure Level (dBμV/m) = Reading Level (dBμV) + Factor (dB)

Factor (dB) = Cable Loss (dB) + Antenna Factor (dB/m) - Pre_Amplifier Gain (dB).

Site: AC1	Time: 2020/03/05 - 00:03
Limit: FCC_Part15.209_RE(3m)	Engineer: Kevin Ker
Probe: BBHA 9120D_1-18GHz	Polarity: Vertical
EUT: ACCESS POINT	Power: By PoE
Test Mode: Transmit by 802.11ax-HE40 at Channel 5310MHz	

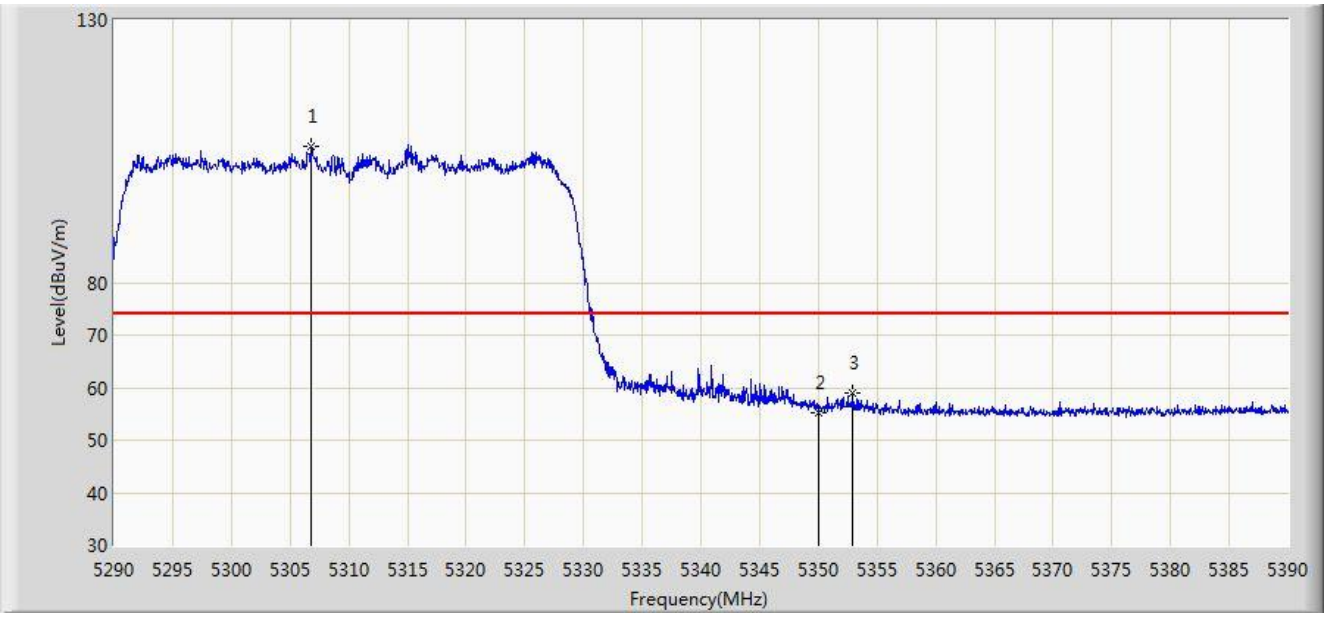

No	Flag	Mark	Frequency (MHz)	Measure Level (dBuV/m)	Reading Level (dBuV)	Margin (dB)	Limit (dBuV/m)	Factor (dB)	Type
1		*	5306.850	105.834	102.088	N/A	N/A	3.746	PK
2			5350.000	55.279	51.505	-18.721	74.000	3.774	PK
3			5352.900	58.878	55.102	-15.122	74.000	3.776	PK

Note: Measure Level (dBμV/m) = Reading Level (dBμV) + Factor (dB)

Factor (dB) = Cable Loss (dB) + Antenna Factor (dB/m) - Pre_Amplifier Gain (dB).

Site: AC1	Time: 2020/03/05 - 00:04
Limit: FCC_Part15.209_RE(3m)	Engineer: Kevin Ker
Probe: BBHA 9120D_1-18GHz	Polarity: Vertical
EUT: ACCESS POINT	Power: By PoE
Test Mode: Transmit by 802.11ax-HE40 at Channel 5310MHz	

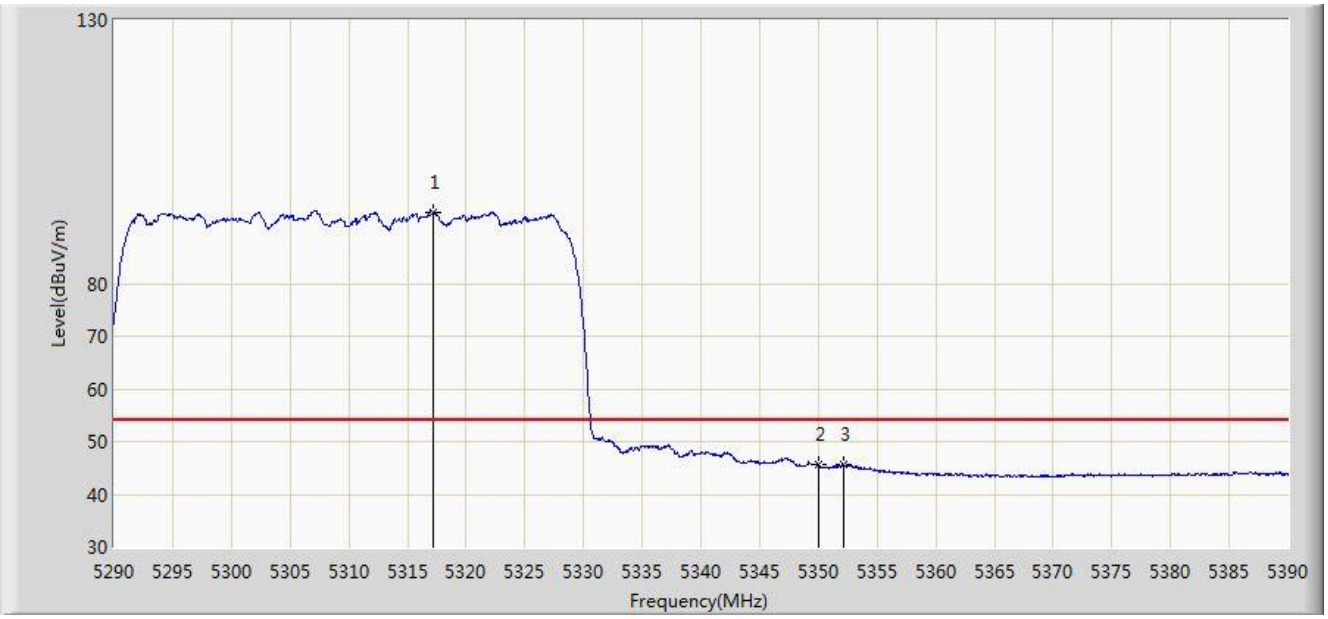

No	Flag	Mark	Frequency (MHz)	Measure Level (dBuV/m)	Reading Level (dBuV)	Margin (dB)	Limit (dBuV/m)	Factor (dB)	Type
1		*	5317.150	93.621	89.868	N/A	N/A	3.753	AV
2			5350.000	45.569	41.795	-8.431	54.000	3.774	AV
3			5352.150	45.684	41.909	-8.316	54.000	3.775	AV

Note: Measure Level (dBμV/m) = Reading Level (dBμV) + Factor (dB)

Factor (dB) = Cable Loss (dB) + Antenna Factor (dB/m) - Pre_Amplifier Gain (dB).

Site: AC1	Time: 2020/03/05 - 00:06
Limit: FCC_Part15.209_RE(3m)	Engineer: Kevin Ker
Probe: BBHA 9120D_1-18GHz	Polarity: Horizontal
EUT: ACCESS POINT	Power: By PoE
Test Mode: Transmit by 802.11ax-HE40 at Channel 5510MHz	

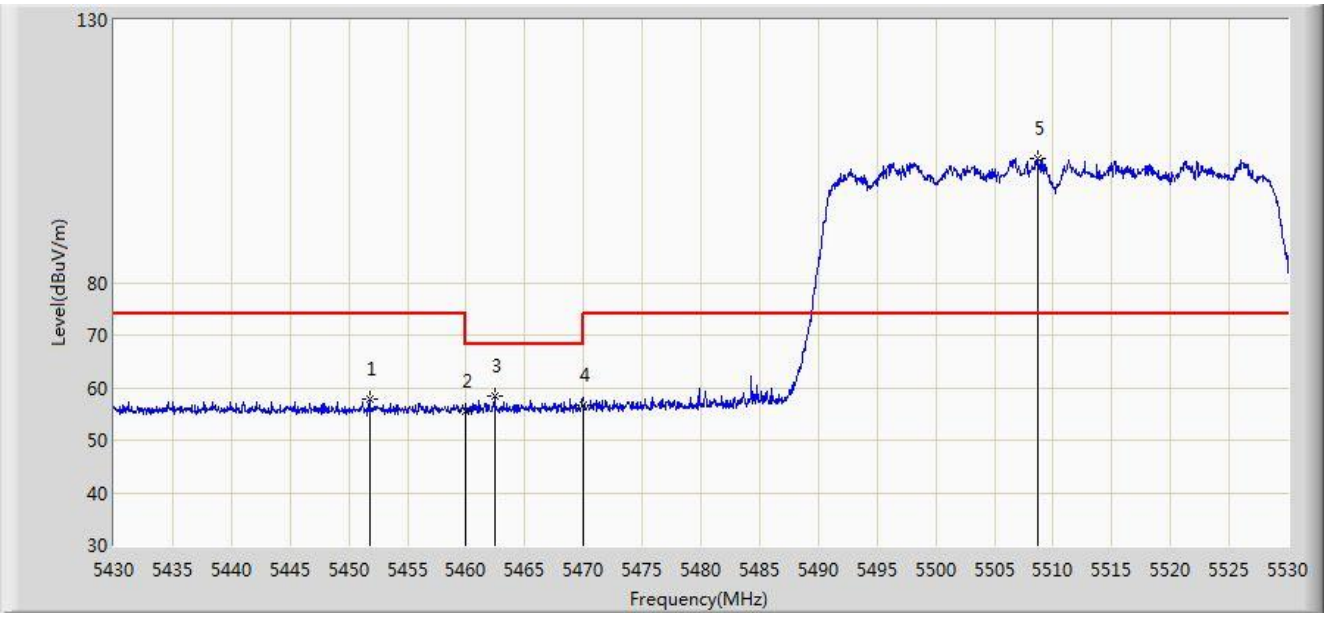

No	Flag	Mark	Frequency (MHz)	Measure Level (dBuV/m)	Reading Level (dBuV)	Margin (dB)	Limit (dBuV/m)	Factor (dB)	Type
1			5451.750	57.756	53.917	-16.244	74.000	3.839	PK
2			5460.000	55.564	51.720	-18.436	74.000	3.844	PK
3			5462.400	58.311	54.465	-9.889	68.200	3.845	PK
4			5470.000	56.667	52.816	-11.533	68.200	3.850	PK
5		*	5508.750	103.761	99.857	N/A	N/A	3.904	PK

Note: Measure Level (dBμV/m) = Reading Level (dBμV) + Factor (dB)

Factor (dB) = Cable Loss (dB) + Antenna Factor (dB/m) - Pre_Amplifier Gain (dB).

Site: AC1	Time: 2020/03/05 - 00:07
Limit: FCC_Part15.209_RE(3m)	Engineer: Kevin Ker
Probe: BBHA 9120D_1-18GHz	Polarity: Horizontal
EUT: ACCESS POINT	Power: By PoE
Test Mode: Transmit by 802.11ax-HE40 at Channel 5510MHz	

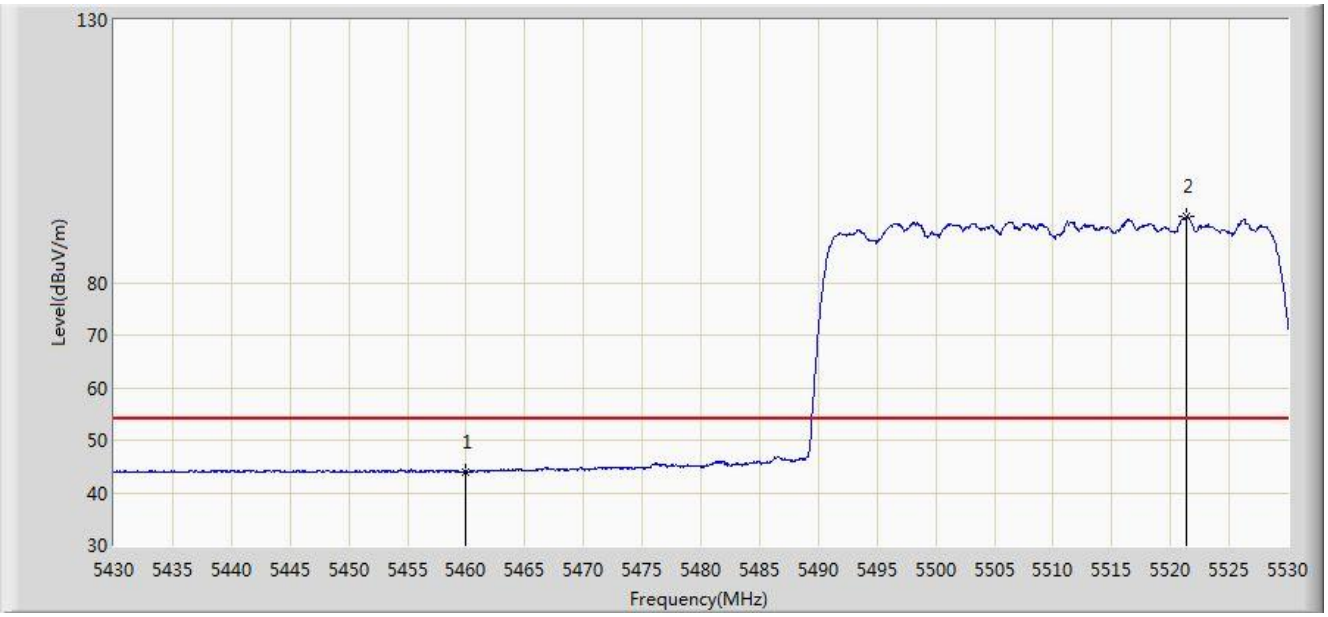

No	Flag	Mark	Frequency (MHz)	Measure Level (dBuV/m)	Reading Level (dBuV)	Margin (dB)	Limit (dBuV/m)	Factor (dB)	Type
1			5460.000	44.005	40.161	-9.995	54.000	3.844	AV
2		*	5521.400	92.630	88.678	N/A	N/A	3.952	AV

Note: Measure Level (dBµV/m) = Reading Level (dBµV) + Factor (dB)

Factor (dB) = Cable Loss (dB) + Antenna Factor (dB/m) - Pre_Amplifier Gain (dB).

Site: AC1	Time: 2020/03/05 - 00:08
Limit: FCC_Part15.209_RE(3m)	Engineer: Kevin Ker
Probe: BBHA 9120D_1-18GHz	Polarity: Vertical
EUT: ACCESS POINT	Power: By PoE
Test Mode: Transmit by 802.11ax-HE40 at Channel 5510MHz	

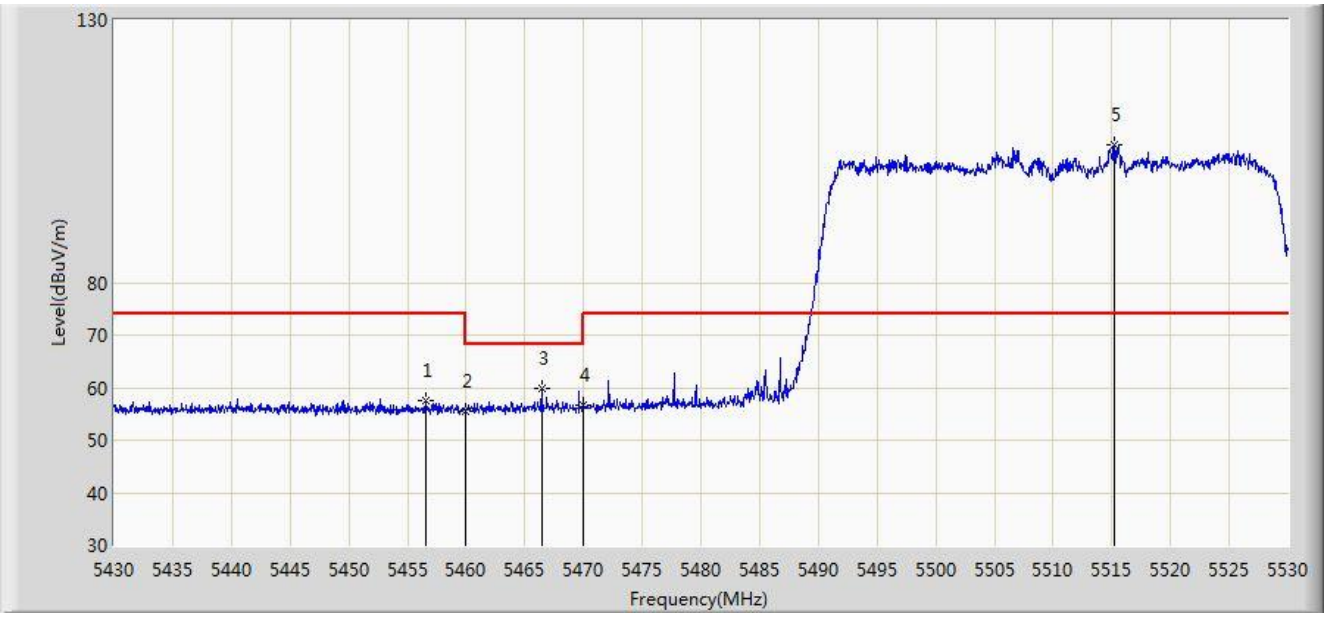

No	Flag	Mark	Frequency (MHz)	Measure Level (dBuV/m)	Reading Level (dBuV)	Margin (dB)	Limit (dBuV/m)	Factor (dB)	Type
1			5456.600	57.503	53.661	-16.497	74.000	3.842	PK
2			5460.000	55.436	51.592	-18.564	74.000	3.844	PK
3			5466.450	59.803	55.955	-8.397	68.200	3.848	PK
4			5470.000	56.737	52.886	-11.463	68.200	3.850	PK
5		*	5515.200	106.341	102.412	N/A	N/A	3.929	PK

Note: Measure Level (dBµV/m) = Reading Level (dBµV) + Factor (dB)

Factor (dB) = Cable Loss (dB) + Antenna Factor (dB/m) - Pre_Amplifier Gain (dB).

Site: AC1	Time: 2020/03/05 - 00:09
Limit: FCC_Part15.209_RE(3m)	Engineer: Kevin Ker
Probe: BBHA 9120D_1-18GHz	Polarity: Vertical
EUT: ACCESS POINT	Power: By PoE
Test Mode: Transmit by 802.11ax-HE40 at Channel 5510MHz	

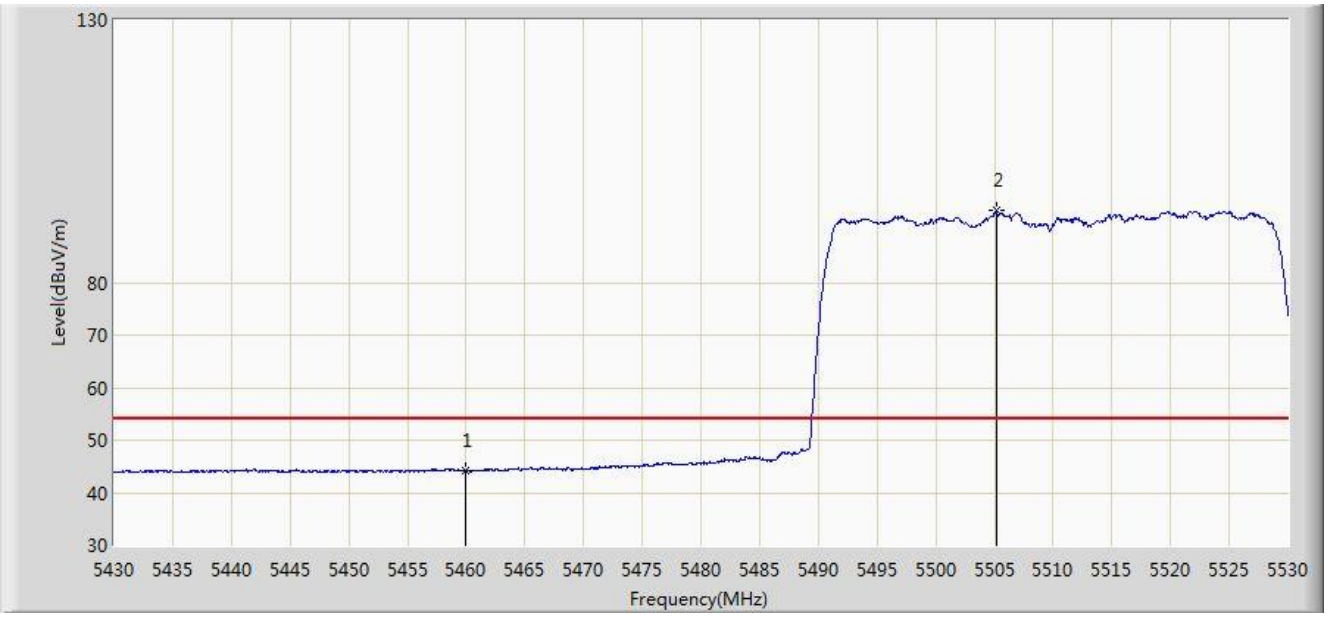

No	Flag	Mark	Frequency (MHz)	Measure Level (dBuV/m)	Reading Level (dBuV)	Margin (dB)	Limit (dBuV/m)	Factor (dB)	Type
1			5460.000	44.132	40.288	-9.868	54.000	3.844	AV
2		*	5505.200	93.707	89.817	N/A	N/A	3.890	AV

Note: Measure Level (dBμV/m) = Reading Level (dBμV) + Factor (dB)

Factor (dB) = Cable Loss (dB) + Antenna Factor (dB/m) - Pre_Amplifier Gain (dB).

Site: AC1	Time: 2020/03/05 - 00:10
Limit: FCC_Part15.209_RE(3m)	Engineer: Kevin Ker
Probe: BBHA 9120D_1-18GHz	Polarity: Horizontal
EUT: ACCESS POINT	Power: By PoE
Test Mode: Transmit by 802.11ax-HE40 at Channel 5670MHz	

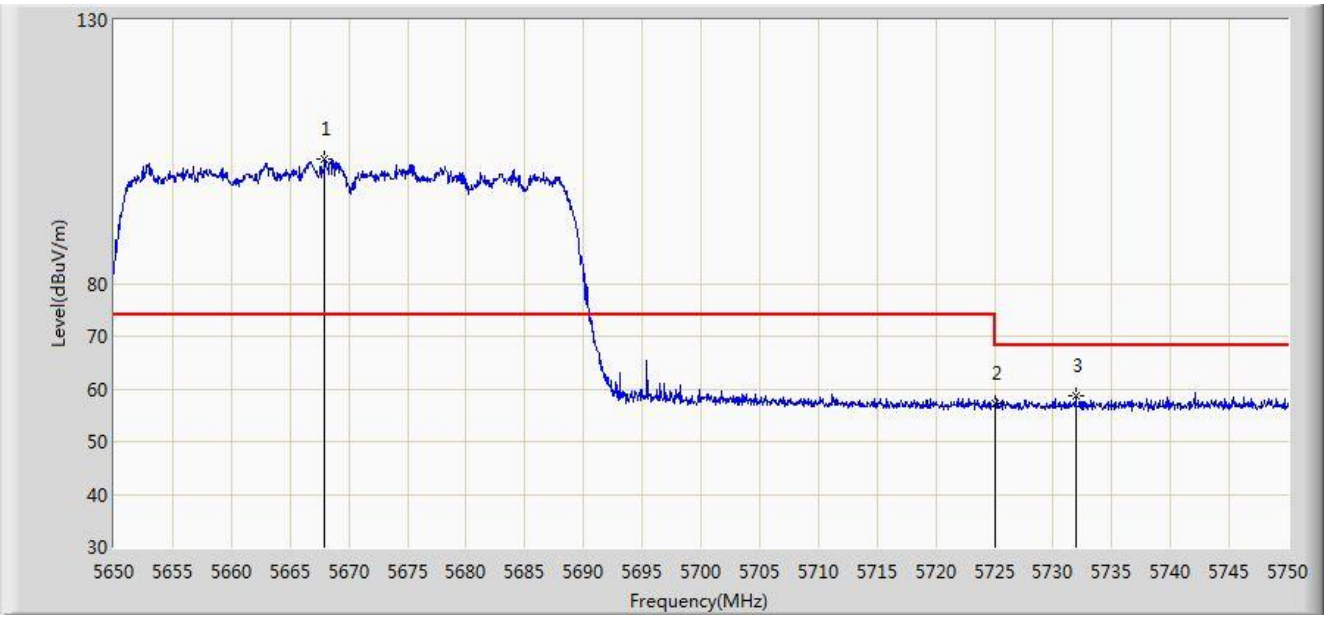

No	Flag	Mark	Frequency (MHz)	Measure Level (dBuV/m)	Reading Level (dBuV)	Margin (dB)	Limit (dBuV/m)	Factor (dB)	Type
1		*	5667.950	103.749	99.234	N/A	N/A	4.515	PK
2			5725.000	57.332	52.598	-10.868	68.200	4.734	PK
3			5731.900	58.800	54.040	-9.400	68.200	4.760	PK

Note: Measure Level (dBμV/m) = Reading Level (dBμV) + Factor (dB)

Factor (dB) = Cable Loss (dB) + Antenna Factor (dB/m) - Pre_Amplifier Gain (dB).

Site: AC1	Time: 2020/03/05 - 00:12
Limit: FCC_Part15.209_RE(3m)	Engineer: Kevin Ker
Probe: BBHA 9120D_1-18GHz	Polarity: Vertical
EUT: ACCESS POINT	Power: By PoE
Test Mode: Transmit by 802.11ax-HE40 at Channel 5670MHz	

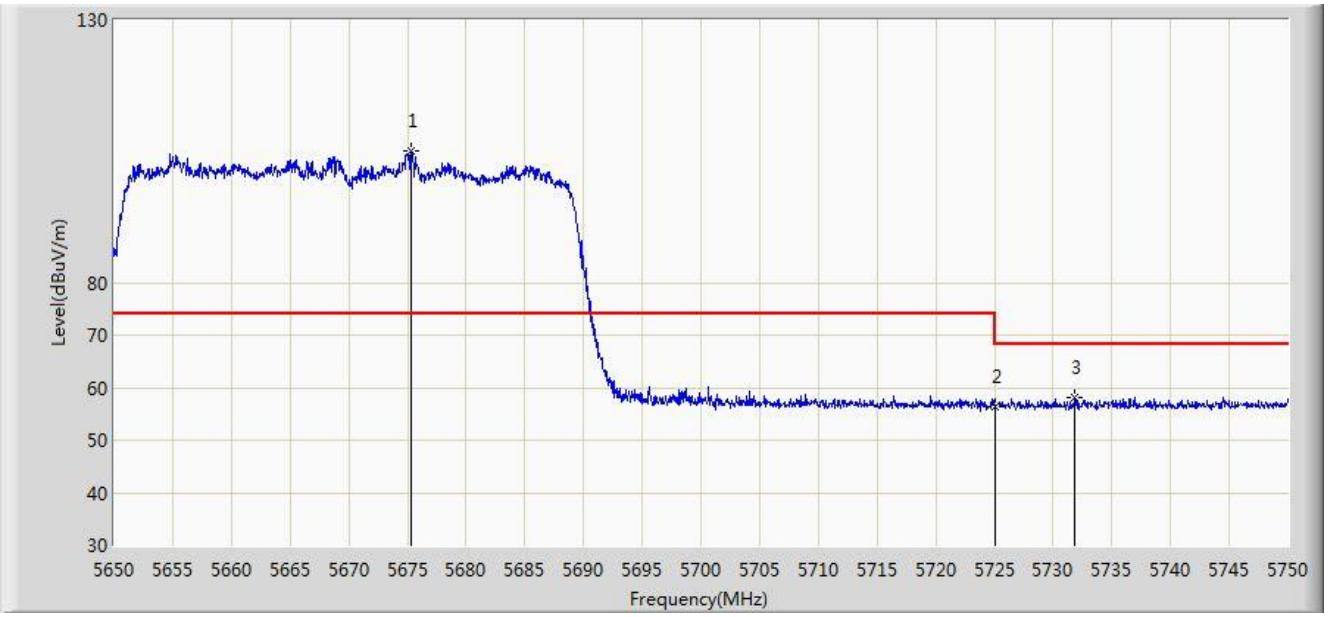

No	Flag	Mark	Frequency (MHz)	Measure Level (dBuV/m)	Reading Level (dBuV)	Margin (dB)	Limit (dBuV/m)	Factor (dB)	Type
1		*	5675.300	104.949	100.406	N/A	N/A	4.543	PK
2			5725.000	56.336	51.602	-11.864	68.200	4.734	PK
3			5731.850	58.159	53.399	-10.041	68.200	4.760	PK

Note: Measure Level (dBµV/m) = Reading Level (dBµV) + Factor (dB)

Factor (dB) = Cable Loss (dB) + Antenna Factor (dB/m) - Pre_Amplifier Gain (dB).

Site: AC1	Time: 2020/02/18 - 15:27
Limit: FCC_Part15.407_RE(3m)	Engineer: Kevin Ker
Probe: BBHA 9120D_1-18GHz	Polarity: Horizontal
EUT: ACCESS POINT	Power: By PoE
Test Mode: Transmit by 802.11ax-HE40 at Channel 5755MHz	

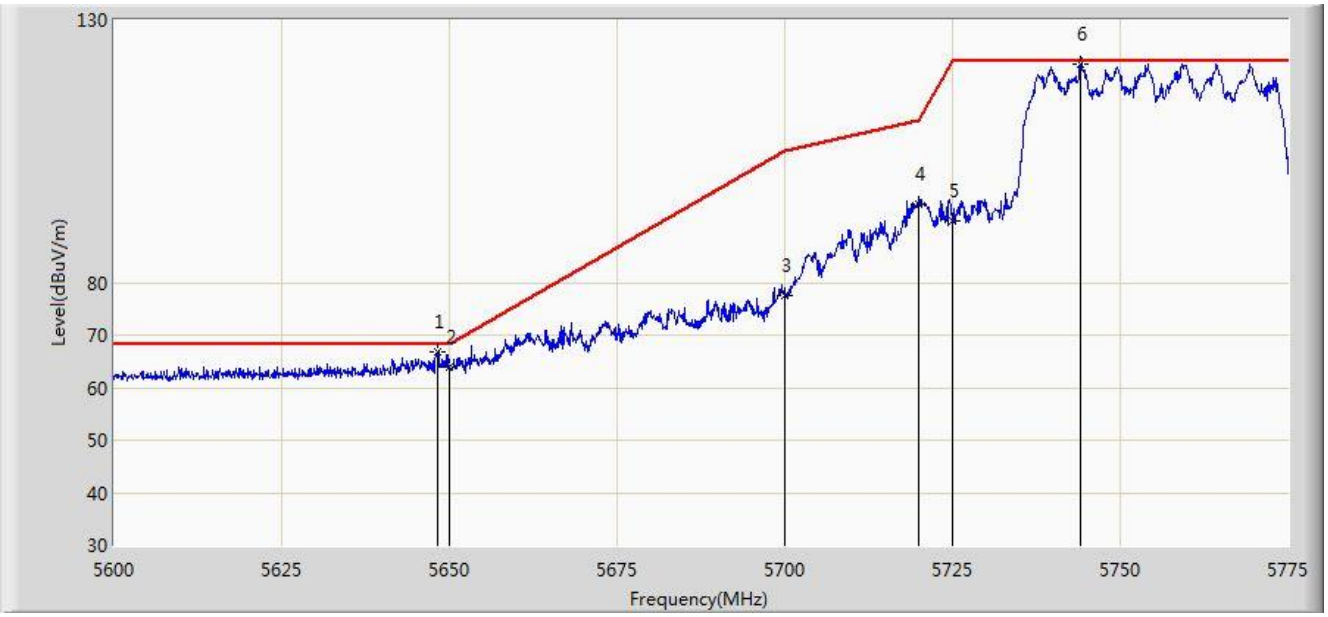

No	Flag	Mark	Frequency (MHz)	Measure Level (dBuV/m)	Reading Level (dBuV)	Margin (dB)	Limit (dBuV/m)	Factor (dB)	Type
1			5648.300	66.719	62.279	-1.481	68.200	4.440	PK
2			5650.000	63.885	59.439	-4.315	68.200	4.446	PK
3			5700.000	77.663	73.025	-27.537	105.200	4.638	PK
4			5720.000	95.003	90.288	-15.797	110.800	4.715	PK
5			5725.000	91.850	87.116	-30.350	122.200	4.734	PK
6		*	5744.112	121.662	116.855	N/A	N/A	4.807	PK

Note: Measure Level (dBµV/m) = Reading Level (dBµV) + Factor (dB)

Factor (dB) = Cable Loss (dB) + Antenna Factor (dB/m) - Pre_Amplifier Gain (dB).

Site: AC1	Time: 2020/02/18 - 15:29
Limit: FCC_Part15.407_RE(3m)	Engineer: Kevin Ker
Probe: BBHA 9120D_1-18GHz	Polarity: Vertical
EUT: ACCESS POINT	Power: By PoE
Test Mode: Transmit by 802.11ax-HE40 at Channel 5755MHz	

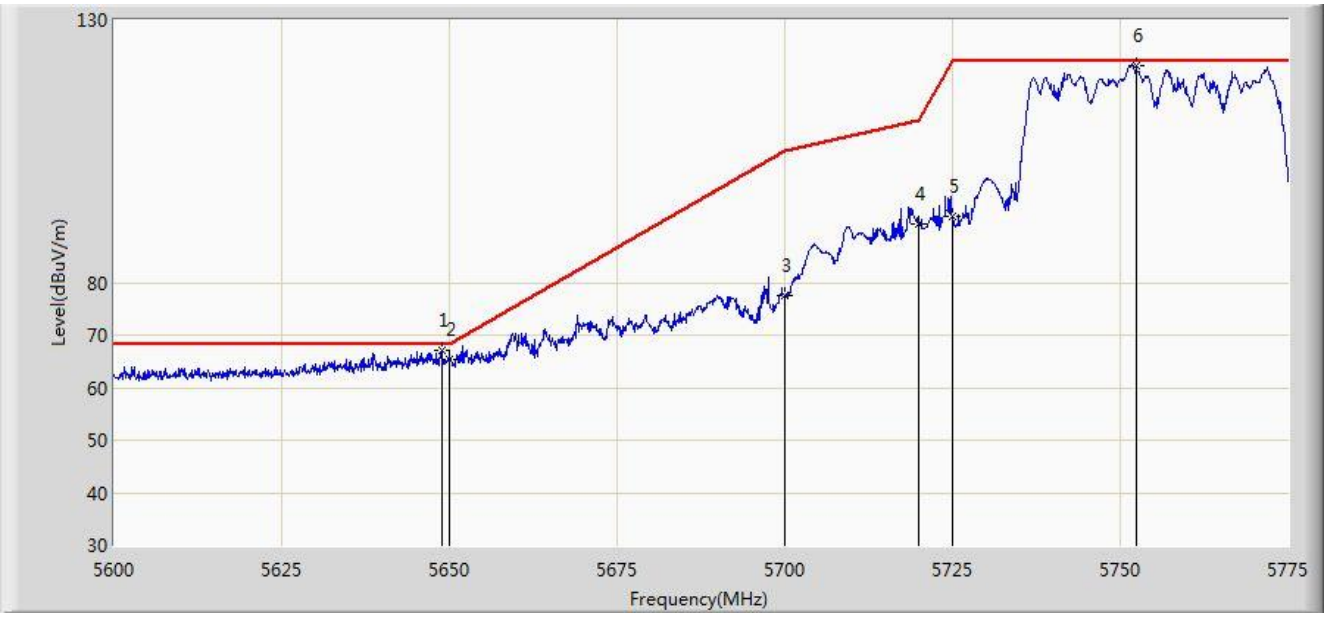

No	Flag	Mark	Frequency (MHz)	Measure Level (dBuV/m)	Reading Level (dBuV)	Margin (dB)	Limit (dBuV/m)	Factor (dB)	Type
1			5648.913	67.157	62.715	-1.043	68.200	4.442	PK
2			5650.000	65.435	60.989	-2.765	68.200	4.446	PK
3			5700.000	77.542	72.904	-27.658	105.200	4.638	PK
4			5720.000	91.233	86.518	-19.567	110.800	4.715	PK
5			5725.000	92.474	87.740	-29.726	122.200	4.734	PK
6		*	5752.425	121.274	116.435	N/A	N/A	4.839	PK

Note: Measure Level (dBµV/m) = Reading Level (dBµV) + Factor (dB)

Factor (dB) = Cable Loss (dB) + Antenna Factor (dB/m) - Pre_Amplifier Gain (dB).

Site: AC1	Time: 2020/02/18 - 15:31
Limit: FCC_Part15.407_RE(3m)	Engineer: Kevin Ker
Probe: BBHA 9120D_1-18GHz	Polarity: Horizontal
EUT: ACCESS POINT	Power: By PoE
Test Mode: Transmit by 802.11ax-HE40 at Channel 5795MHz	

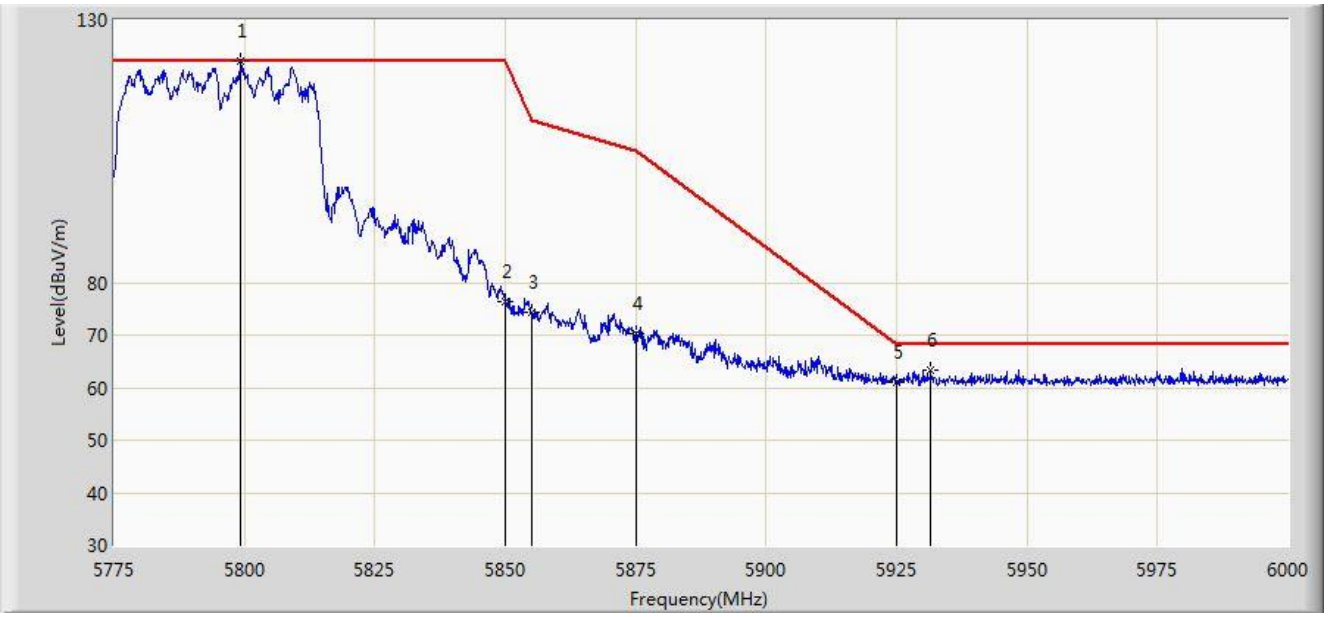

No	Flag	Mark	Frequency (MHz)	Measure Level (dBuV/m)	Reading Level (dBuV)	Margin (dB)	Limit (dBuV/m)	Factor (dB)	Type
1		*	5799.300	122.158	117.138	N/A	N/A	5.020	PK
2			5850.000	76.493	71.279	-45.707	122.200	5.214	PK
3			5855.000	74.296	69.063	-36.504	110.800	5.233	PK
4			5875.000	70.154	64.844	-35.046	105.200	5.310	PK
5			5925.000	61.103	55.601	-7.097	68.200	5.502	PK
6			5931.487	63.192	57.665	-5.008	68.200	5.527	PK

Note: Measure Level (dBµV/m) = Reading Level (dBµV) + Factor (dB)

Factor (dB) = Cable Loss (dB) + Antenna Factor (dB/m) - Pre_Amplifier Gain (dB).

Site: AC1	Time: 2020/02/18 - 15:33
Limit: FCC_Part15.407_RE(3m)	Engineer: Kevin Ker
Probe: BBHA 9120D_1-18GHz	Polarity: Vertical
EUT: ACCESS POINT	Power: By PoE
Test Mode: Transmit by 802.11ax-HE40 at Channel 5795MHz	

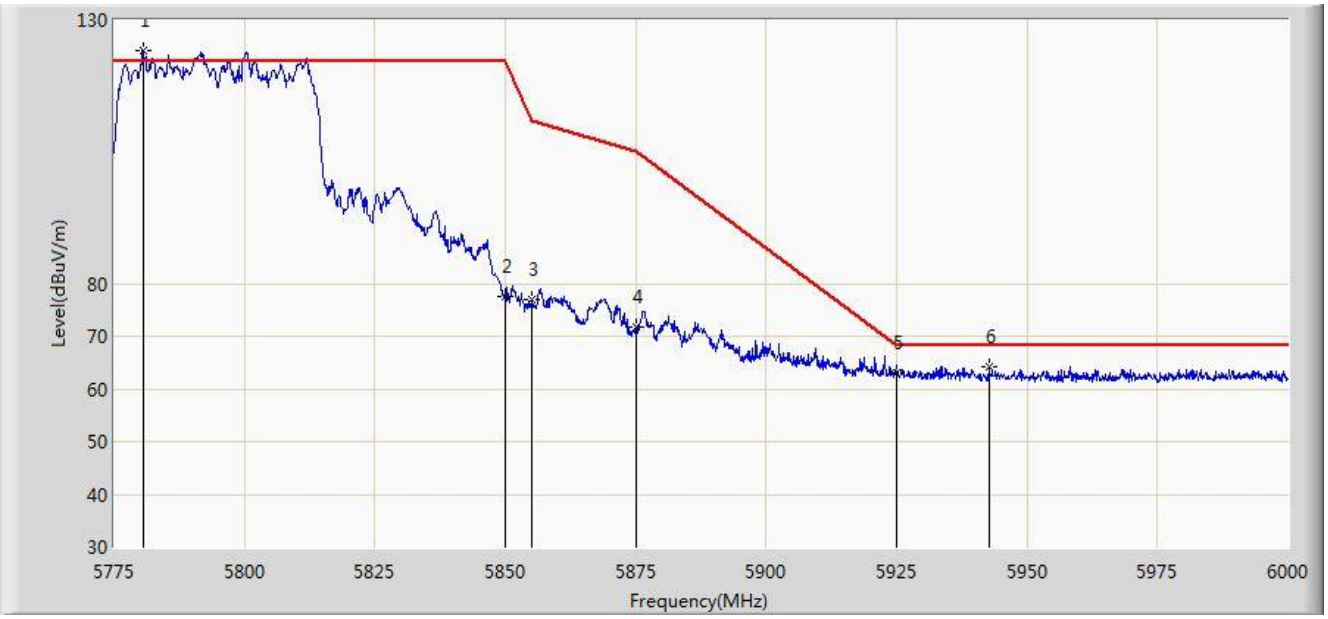

No	Flag	Mark	Frequency (MHz)	Measure Level (dBuV/m)	Reading Level (dBuV)	Margin (dB)	Limit (dBuV/m)	Factor (dB)	Type
1		*	5780.513	124.287	119.339	N/A	N/A	4.947	PK
2			5850.000	77.415	72.201	-44.785	122.200	5.214	PK
3			5855.000	76.890	71.657	-33.910	110.800	5.233	PK
4			5875.000	71.652	66.342	-33.548	105.200	5.310	PK
5			5925.000	63.182	57.680	-5.018	68.200	5.502	PK
6			5942.625	64.155	58.585	-4.045	68.200	5.570	PK

Note: Measure Level (dBµV/m) = Reading Level (dBµV) + Factor (dB)

Factor (dB) = Cable Loss (dB) + Antenna Factor (dB/m) - Pre_Amplifier Gain (dB).

Site: AC1	Time: 2020/02/18 - 15:44
Limit: FCC_Part15.209_RE(3m)	Engineer: Kevin Ker
Probe: BBHA 9120D_1-18GHz	Polarity: Horizontal
EUT: ACCESS POINT	Power: By PoE
Test Mode: Transmit by 802.11ax-HE80 at Channel 5210MHz	

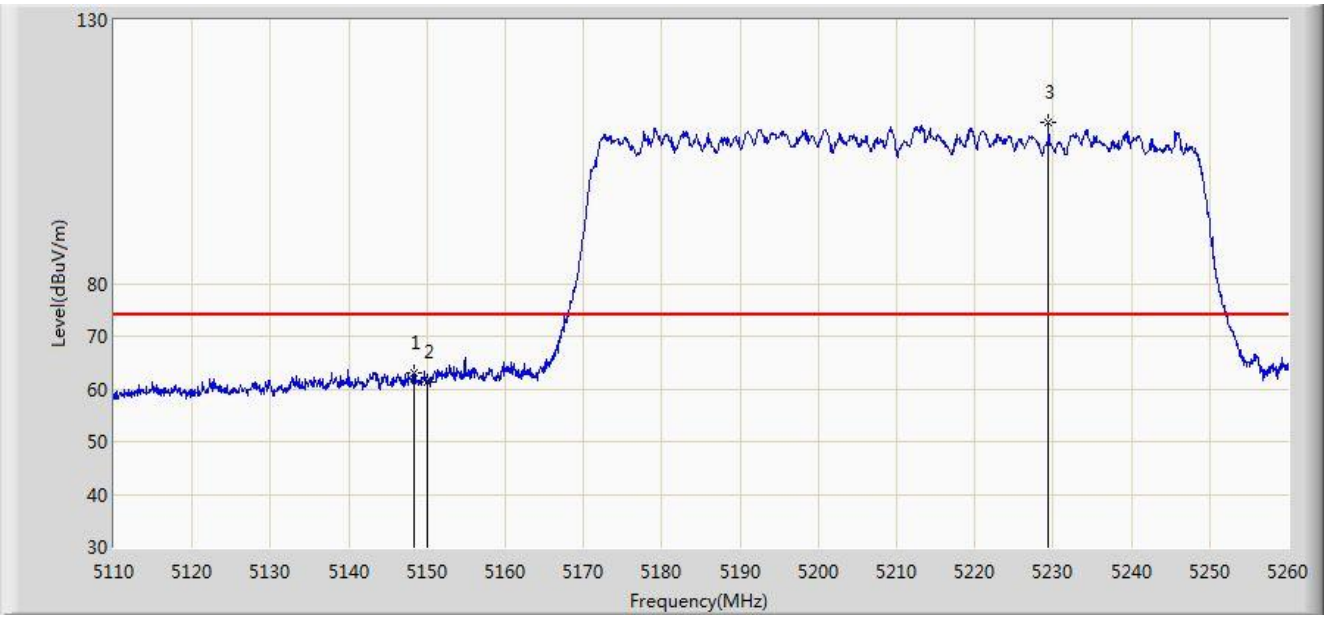

No	Flag	Mark	Frequency (MHz)	Measure Level (dBuV/m)	Reading Level (dBuV)	Margin (dB)	Limit (dBuV/m)	Factor (dB)	Type
1			5148.325	63.099	59.454	-10.901	74.000	3.645	PK
2			5150.000	61.349	57.703	-12.651	74.000	3.646	PK
3		*	5229.400	110.567	106.870	N/A	N/A	3.698	PK

Note: Measure Level (dBμV/m) = Reading Level (dBμV) + Factor (dB)

Factor (dB) = Cable Loss (dB) + Antenna Factor (dB/m) - Pre_Amplifier Gain (dB).

Site: AC1	Time: 2020/02/18 - 15:45
Limit: FCC_Part15.209_RE(3m)	Engineer: Kevin Ker
Probe: BBHA 9120D_1-18GHz	Polarity: Horizontal
EUT: ACCESS POINT	Power: By PoE
Test Mode: Transmit by 802.11ax-HE80 at Channel 5210MHz	

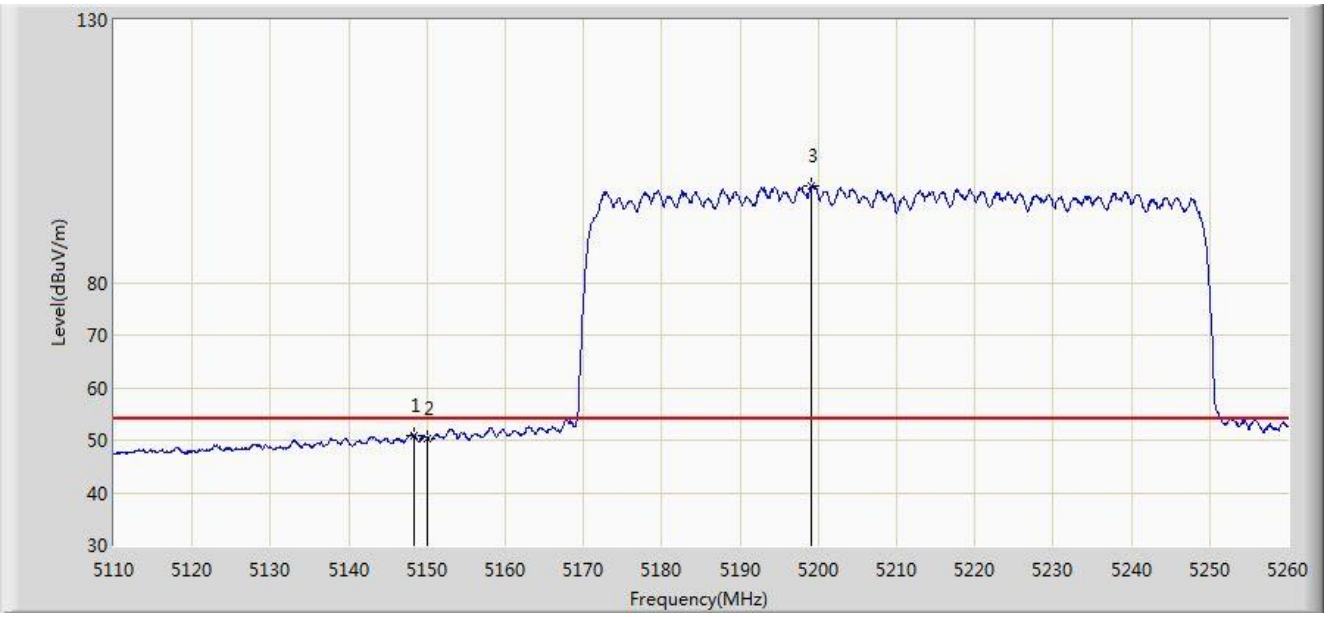

No	Flag	Mark	Frequency (MHz)	Measure Level (dBuV/m)	Reading Level (dBuV)	Margin (dB)	Limit (dBuV/m)	Factor (dB)	Type
1			5148.400	50.996	47.351	-3.004	54.000	3.645	AV
2			5150.000	50.410	46.764	-3.590	54.000	3.646	AV
3		*	5199.175	98.523	94.845	N/A	N/A	3.678	AV

Note: Measure Level (dBμV/m) = Reading Level (dBμV) + Factor (dB)

Factor (dB) = Cable Loss (dB) + Antenna Factor (dB/m) - Pre_Amplifier Gain (dB).

Site: AC1	Time: 2020/02/18 - 15:42
Limit: FCC_Part15.209_RE(3m)	Engineer: Kevin Ker
Probe: BBHA 9120D_1-18GHz	Polarity: Vertical
EUT: ACCESS POINT	Power: By PoE
Test Mode: Transmit by 802.11ax-HE80 at Channel 5210MHz	

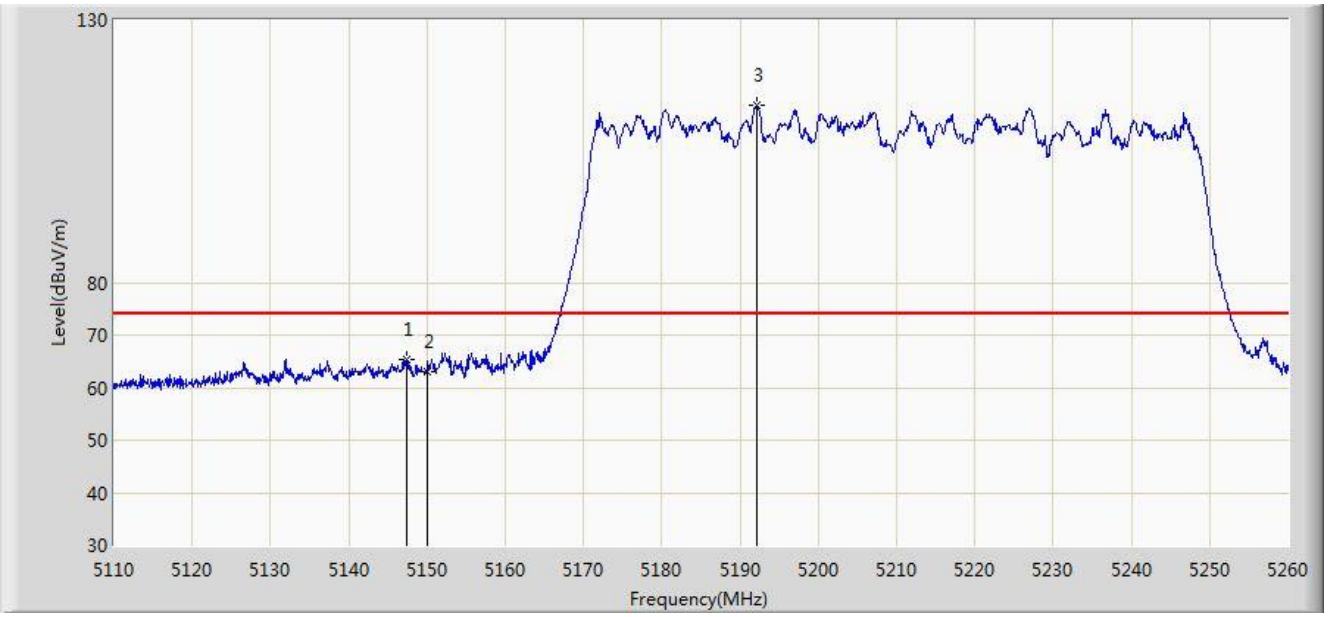

No	Flag	Mark	Frequency (MHz)	Measure Level (dBuV/m)	Reading Level (dBuV)	Margin (dB)	Limit (dBuV/m)	Factor (dB)	Type
1			5147.350	65.468	61.823	-8.532	74.000	3.644	PK
2			5150.000	63.095	59.449	-10.905	74.000	3.646	PK
3		*	5192.050	113.788	110.115	N/A	N/A	3.673	PK

Note: Measure Level (dBµV/m) = Reading Level (dBµV) + Factor (dB)

Factor (dB) = Cable Loss (dB) + Antenna Factor (dB/m) - Pre_Amplifier Gain (dB).

Site: AC1	Time: 2020/02/18 - 15:38
Limit: FCC_Part15.209_RE(3m)	Engineer: Kevin Ker
Probe: BBHA 9120D_1-18GHz	Polarity: Vertical
EUT: ACCESS POINT	Power: By PoE
Test Mode: Transmit by 802.11ax-HE80 at Channel 5210MHz	

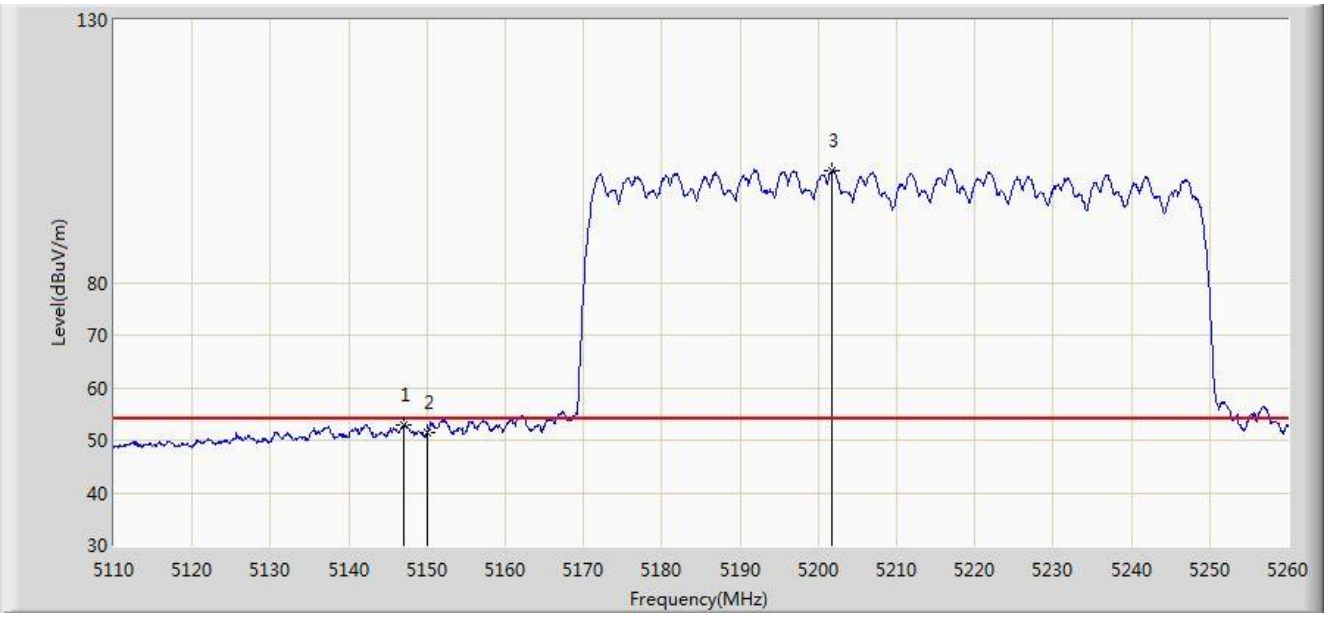

No	Flag	Mark	Frequency (MHz)	Measure Level (dBuV/m)	Reading Level (dBuV)	Margin (dB)	Limit (dBuV/m)	Factor (dB)	Type
1			5147.050	52.828	49.184	-1.172	54.000	3.644	AV
2			5150.000	51.515	47.869	-2.485	54.000	3.646	AV
3		*	5201.725	101.357	97.678	N/A	N/A	3.680	AV

Note: Measure Level (dBµV/m) = Reading Level (dBµV) + Factor (dB)

Factor (dB) = Cable Loss (dB) + Antenna Factor (dB/m) - Pre_Amplifier Gain (dB).

Site: AC1	Time: 2020/03/05 - 00:15
Limit: FCC_Part15.209_RE(3m)	Engineer: Kevin Ker
Probe: BBHA 9120D_1-18GHz	Polarity: Horizontal
EUT: ACCESS POINT	Power: By PoE
Test Mode: Transmit by 802.11ax-HE80 at Channel 5290MHz	

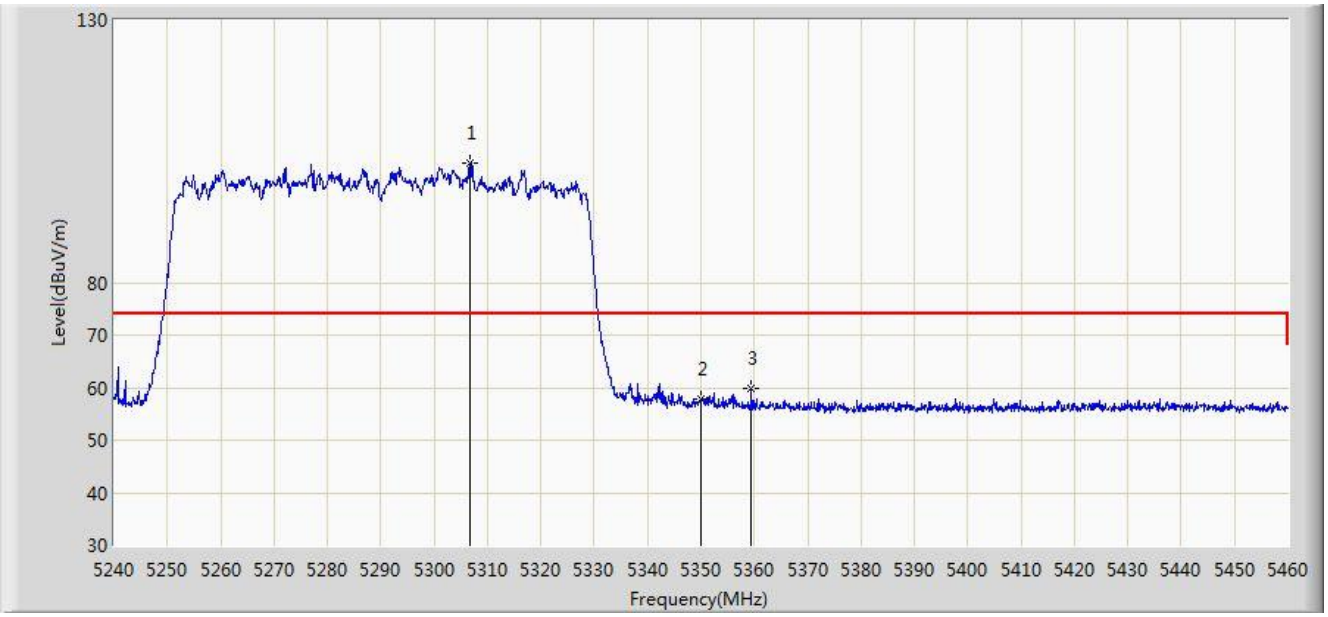

No	Flag	Mark	Frequency (MHz)	Measure Level (dBuV/m)	Reading Level (dBuV)	Margin (dB)	Limit (dBuV/m)	Factor (dB)	Type
1		*	5306.660	102.637	98.891	N/A	N/A	3.746	PK
2			5350.000	57.876	54.102	-16.124	74.000	3.774	PK
3			5359.460	59.789	56.009	-14.211	74.000	3.779	PK

Note: Measure Level (dBμV/m) = Reading Level (dBμV) + Factor (dB)

Factor (dB) = Cable Loss (dB) + Antenna Factor (dB/m) - Pre_Amplifier Gain (dB).

Site: AC1	Time: 2020/03/05 - 00:17
Limit: FCC_Part15.209_RE(3m)	Engineer: Kevin Ker
Probe: BBHA 9120D_1-18GHz	Polarity: Horizontal
EUT: ACCESS POINT	Power: By PoE
Test Mode: Transmit by 802.11ax-HE80 at Channel 5290MHz	

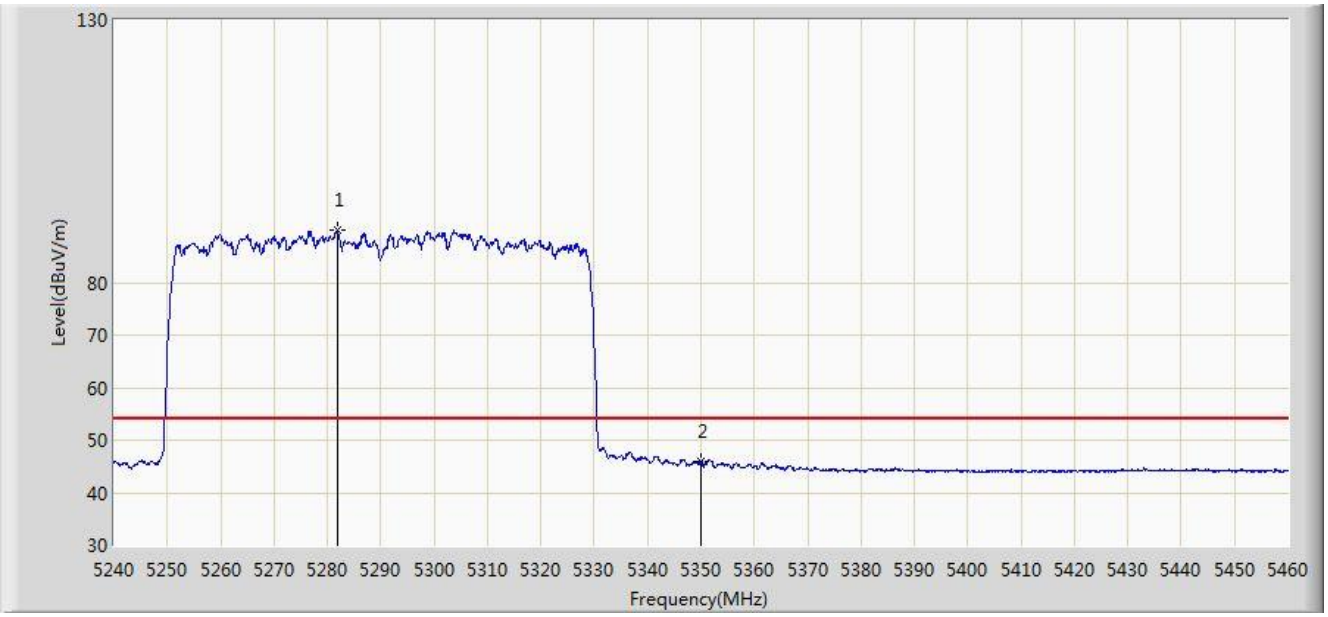

No	Flag	Mark	Frequency (MHz)	Measure Level (dBuV/m)	Reading Level (dBuV)	Margin (dB)	Limit (dBuV/m)	Factor (dB)	Type
1		*	5282.020	89.917	86.187	N/A	N/A	3.731	AV
2			5350.000	45.989	42.215	-8.011	54.000	3.774	AV

Note: Measure Level (dBµV/m) = Reading Level (dBµV) + Factor (dB)

Factor (dB) = Cable Loss (dB) + Antenna Factor (dB/m) - Pre_Amplifier Gain (dB).

Site: AC1	Time: 2020/03/05 - 00:18
Limit: FCC_Part15.209_RE(3m)	Engineer: Kevin Ker
Probe: BBHA 9120D_1-18GHz	Polarity: Vertical
EUT: ACCESS POINT	Power: By PoE
Test Mode: Transmit by 802.11ax-HE80 at Channel 5290MHz	

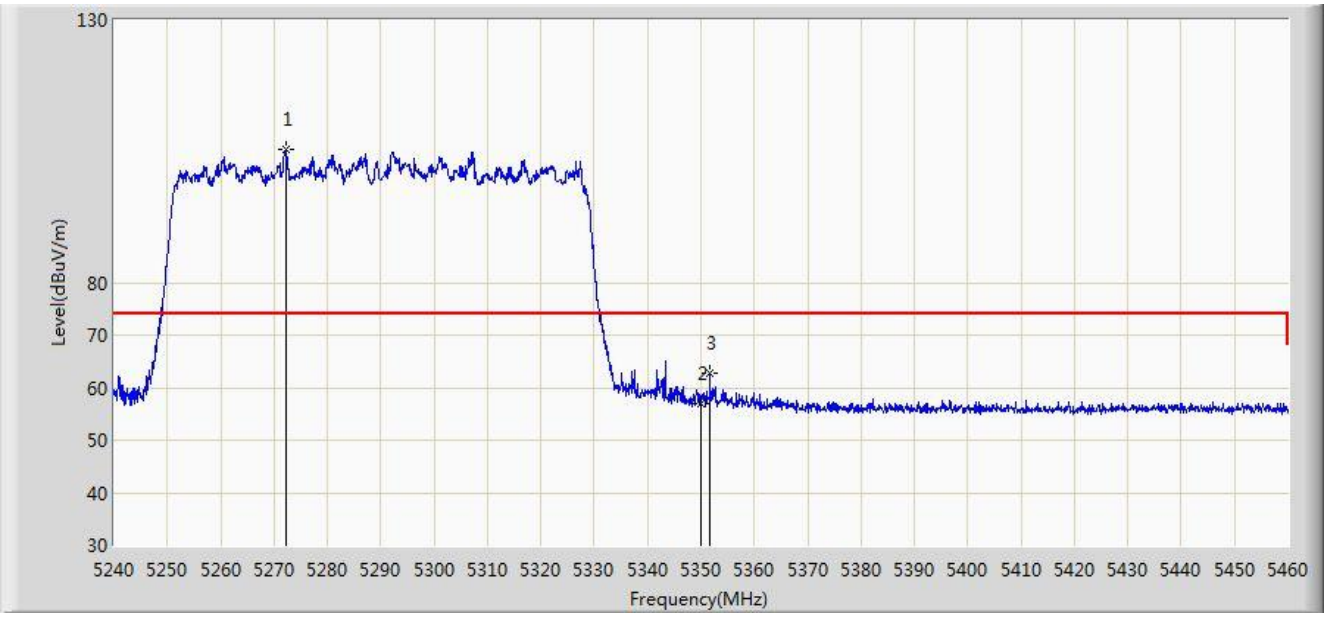

No	Flag	Mark	Frequency (MHz)	Measure Level (dBuV/m)	Reading Level (dBuV)	Margin (dB)	Limit (dBuV/m)	Factor (dB)	Type
1		*	5272.120	105.398	101.674	N/A	N/A	3.723	PK
2			5350.000	56.948	53.174	-17.052	74.000	3.774	PK
3			5351.650	62.890	59.115	-11.110	74.000	3.775	PK

Note: Measure Level (dBμV/m) = Reading Level (dBμV) + Factor (dB)

Factor (dB) = Cable Loss (dB) + Antenna Factor (dB/m) - Pre_Amplifier Gain (dB).

Site: AC1	Time: 2020/03/05 - 00:19
Limit: FCC_Part15.209_RE(3m)	Engineer: Kevin Ker
Probe: BBHA 9120D_1-18GHz	Polarity: Vertical
EUT: ACCESS POINT	Power: By PoE
Test Mode: Transmit by 802.11ax-HE80 at Channel 5290MHz	

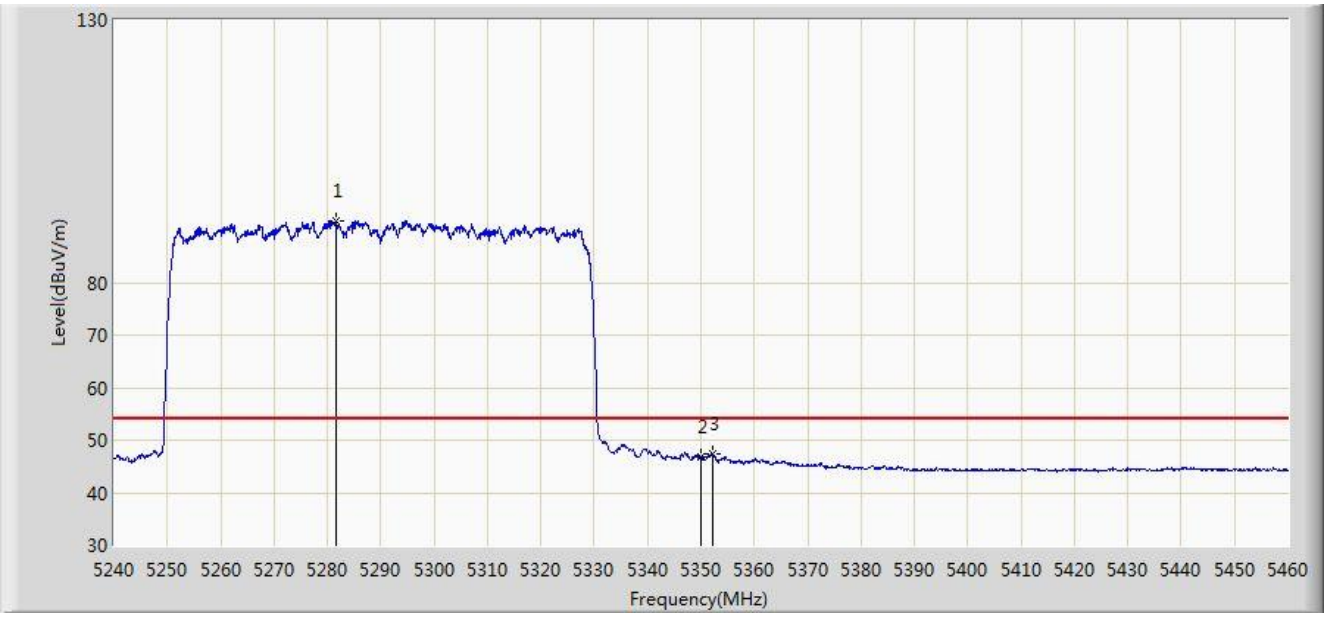

No	Flag	Mark	Frequency (MHz)	Measure Level (dBuV/m)	Reading Level (dBuV)	Margin (dB)	Limit (dBuV/m)	Factor (dB)	Type
1		*	5281.690	91.704	87.974	N/A	N/A	3.730	AV
2			5350.000	46.818	43.044	-7.182	54.000	3.774	AV
3			5352.090	47.278	43.503	-6.722	54.000	3.775	AV

Note: Measure Level (dBµV/m) = Reading Level (dBµV) + Factor (dB)

Factor (dB) = Cable Loss (dB) + Antenna Factor (dB/m) - Pre_Amplifier Gain (dB).

Site: AC1	Time: 2020/03/05 - 00:21
Limit: FCC_Part15.209_RE(3m)	Engineer: Kevin Ker
Probe: BBHA 9120D_1-18GHz	Polarity: Horizontal
EUT: ACCESS POINT	Power: By PoE
Test Mode: Transmit by 802.11ax-HE80 at Channel 5530MHz	

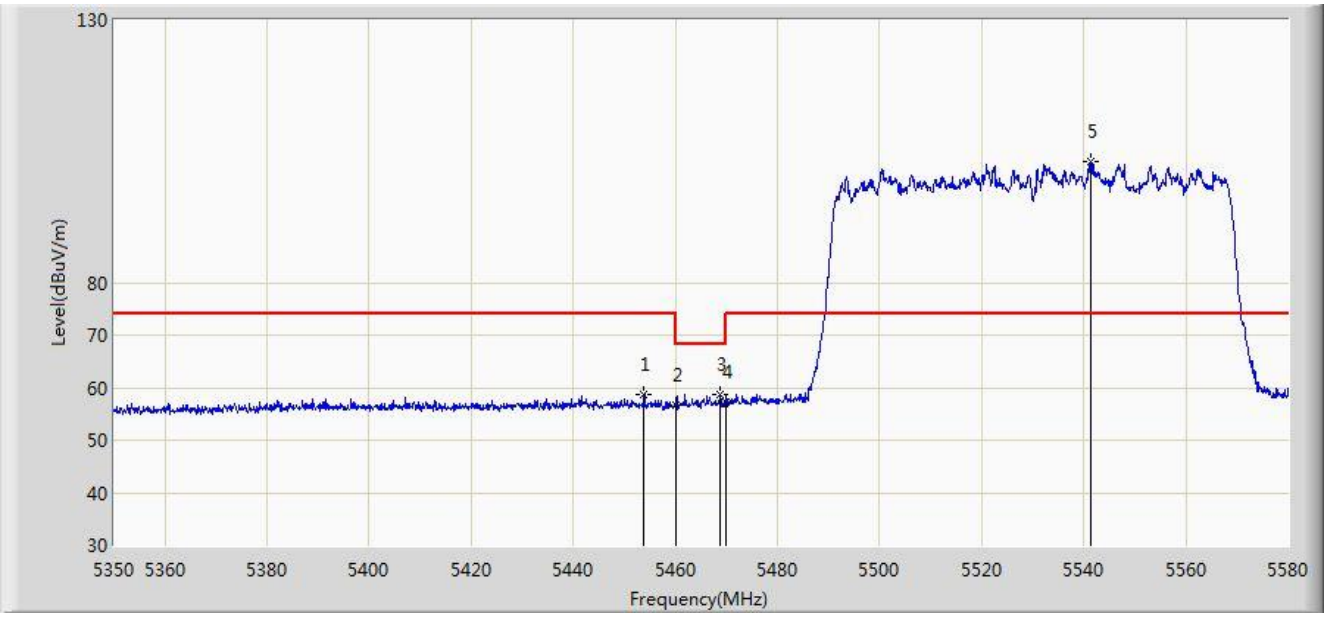

No	Flag	Mark	Frequency (MHz)	Measure Level (dBuV/m)	Reading Level (dBuV)	Margin (dB)	Limit (dBuV/m)	Factor (dB)	Type
1			5453.845	58.754	54.914	-15.246	74.000	3.840	PK
2			5460.000	56.775	52.931	-17.225	74.000	3.844	PK
3			5468.795	58.766	54.916	-9.434	68.200	3.850	PK
4			5470.000	57.118	53.267	-11.082	68.200	3.850	PK
5		*	5541.475	103.131	99.102	N/A	N/A	4.030	PK

Note: Measure Level (dBμV/m) = Reading Level (dBμV) + Factor (dB)

Factor (dB) = Cable Loss (dB) + Antenna Factor (dB/m) - Pre_Amplifier Gain (dB).

Site: AC1	Time: 2020/03/05 - 00:24
Limit: FCC_Part15.209_RE(3m)	Engineer: Kevin Ker
Probe: BBHA 9120D_1-18GHz	Polarity: Horizontal
EUT: ACCESS POINT	Power: By PoE
Test Mode: Transmit by 802.11ax-HE80 at Channel 5530MHz	

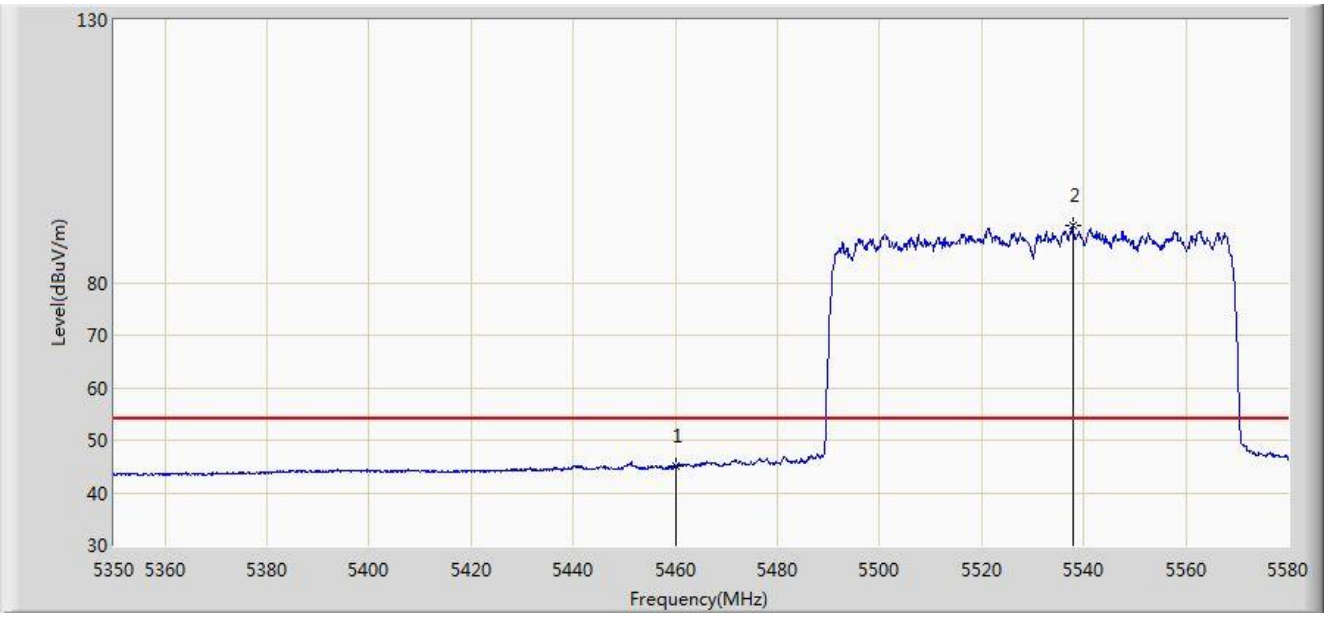

No	Flag	Mark	Frequency (MHz)	Measure Level (dBuV/m)	Reading Level (dBuV)	Margin (dB)	Limit (dBuV/m)	Factor (dB)	Type
1			5460.000	45.035	41.191	-8.965	54.000	3.844	AV
2		*	5537.795	91.014	86.999	N/A	N/A	4.016	AV

Note: Measure Level (dBµV/m) = Reading Level (dBµV) + Factor (dB)

Factor (dB) = Cable Loss (dB) + Antenna Factor (dB/m) - Pre_Amplifier Gain (dB).

Site: AC1	Time: 2020/03/05 - 00:25
Limit: FCC_Part15.209_RE(3m)	Engineer: Kevin Ker
Probe: BBHA 9120D_1-18GHz	Polarity: Vertical
EUT: ACCESS POINT	Power: By PoE
Test Mode: Transmit by 802.11ax-HE80 at Channel 5530MHz	

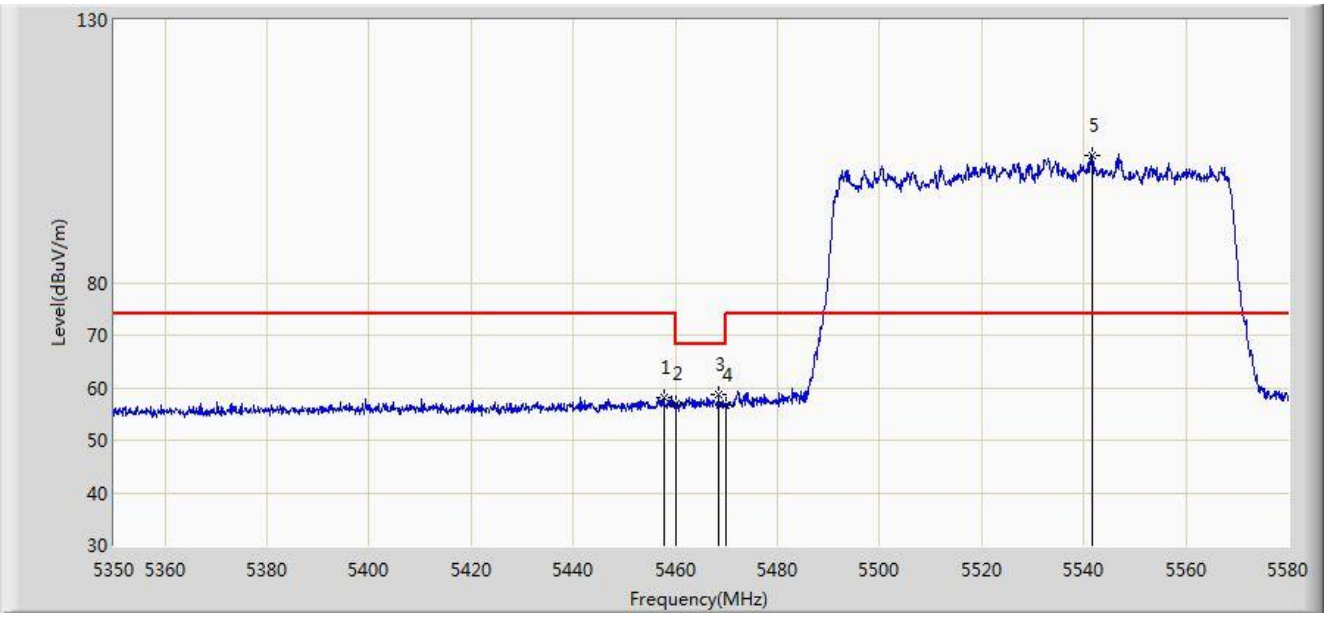

No	Flag	Mark	Frequency (MHz)	Measure Level (dBuV/m)	Reading Level (dBuV)	Margin (dB)	Limit (dBuV/m)	Factor (dB)	Type
1			5457.755	58.120	54.278	-15.880	74.000	3.842	PK
2			5460.000	57.041	53.197	-16.959	74.000	3.844	PK
3			5468.335	58.822	54.973	-9.378	68.200	3.849	PK
4			5470.000	56.713	52.862	-11.487	68.200	3.850	PK
5		*	5541.590	104.116	100.086	N/A	N/A	4.030	PK

Note: Measure Level (dBµV/m) = Reading Level (dBµV) + Factor (dB)

Factor (dB) = Cable Loss (dB) + Antenna Factor (dB/m) - Pre_Amplifier Gain (dB).

Site: AC1	Time: 2020/03/05 - 00:26
Limit: FCC_Part15.209_RE(3m)	Engineer: Kevin Ker
Probe: BBHA 9120D_1-18GHz	Polarity: Vertical
EUT: ACCESS POINT	Power: By PoE
Test Mode: Transmit by 802.11ax-HE80 at Channel 5530MHz	

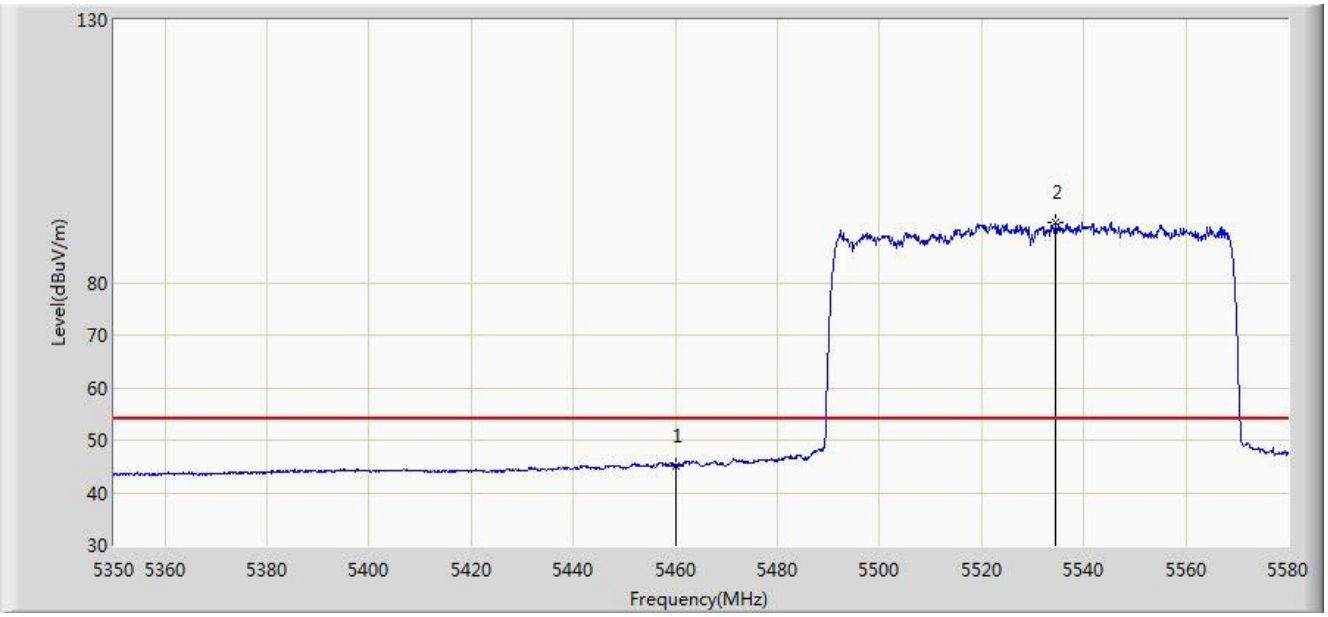

No	Flag	Mark	Frequency (MHz)	Measure Level (dBuV/m)	Reading Level (dBuV)	Margin (dB)	Limit (dBuV/m)	Factor (dB)	Type
1			5460.000	45.101	41.257	-8.899	54.000	3.844	AV
2		*	5534.575	91.530	87.527	N/A	N/A	4.003	AV

Note: Measure Level (dBµV/m) = Reading Level (dBµV) + Factor (dB)

Factor (dB) = Cable Loss (dB) + Antenna Factor (dB/m) - Pre_Amplifier Gain (dB).

Site: AC1	Time: 2020/03/05 - 00:28
Limit: FCC_Part15.209_RE(3m)	Engineer: Kevin Ker
Probe: BBHA 9120D_1-18GHz	Polarity: Horizontal
EUT: ACCESS POINT	Power: By PoE
Test Mode: Transmit by 802.11ax-HE80 at Channel 5610MHz	

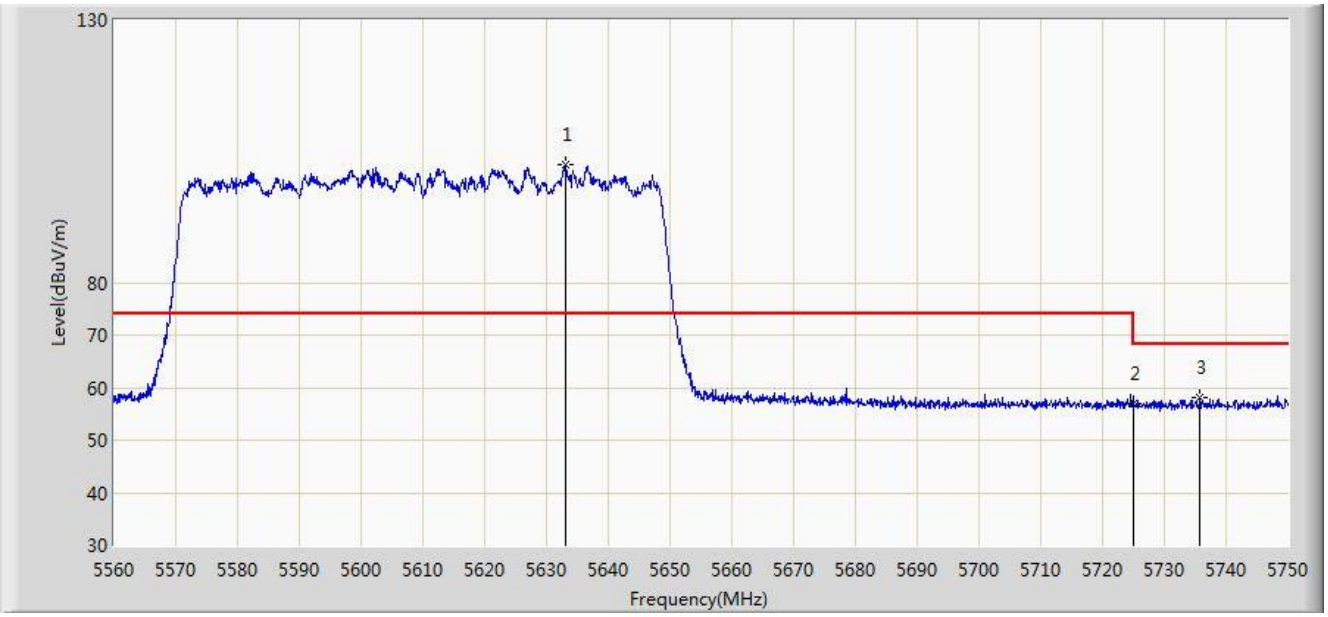

No	Flag	Mark	Frequency (MHz)	Measure Level (dBuV/m)	Reading Level (dBuV)	Margin (dB)	Limit (dBuV/m)	Factor (dB)	Type
1		*	5633.055	102.444	98.063	N/A	N/A	4.382	PK
2			5725.000	56.838	52.104	-11.362	68.200	4.734	PK
3			5735.750	58.121	53.346	-10.079	68.200	4.775	PK

Note: Measure Level (dBμV/m) = Reading Level (dBμV) + Factor (dB)

Factor (dB) = Cable Loss (dB) + Antenna Factor (dB/m) - Pre_Amplifier Gain (dB).

Site: AC1	Time: 2020/03/05 - 00:30
Limit: FCC_Part15.209_RE(3m)	Engineer: Kevin Ker
Probe: BBHA 9120D_1-18GHz	Polarity: Vertical
EUT: ACCESS POINT	Power: By PoE
Test Mode: Transmit by 802.11ax-HE80 at Channel 5610MHz	

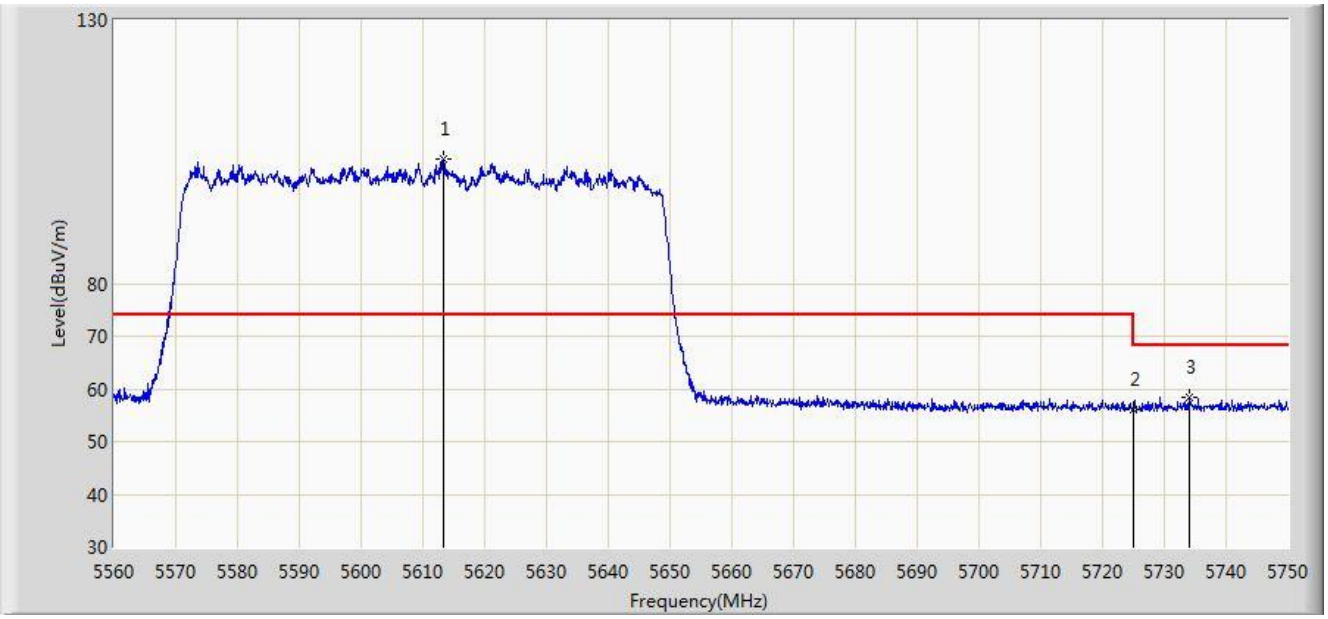

No	Flag	Mark	Frequency (MHz)	Measure Level (dBuV/m)	Reading Level (dBuV)	Margin (dB)	Limit (dBuV/m)	Factor (dB)	Type
1		*	5613.390	103.589	99.284	N/A	N/A	4.305	PK
2			5725.000	56.097	51.363	-12.103	68.200	4.734	PK
3			5734.135	58.407	53.638	-9.793	68.200	4.768	PK

Note: Measure Level (dBμV/m) = Reading Level (dBμV) + Factor (dB)

Factor (dB) = Cable Loss (dB) + Antenna Factor (dB/m) - Pre_Amplifier Gain (dB).

Site: AC1	Time: 2020/02/18 - 15:54
Limit: FCC_Part15.407_RE(3m)	Engineer: Kevin Ker
Probe: BBHA 9120D_1-18GHz	Polarity: Horizontal
EUT: ACCESS POINT	Power: By PoE
Test Mode: Transmit by 802.11ax-HE80 at Channel 5775MHz	

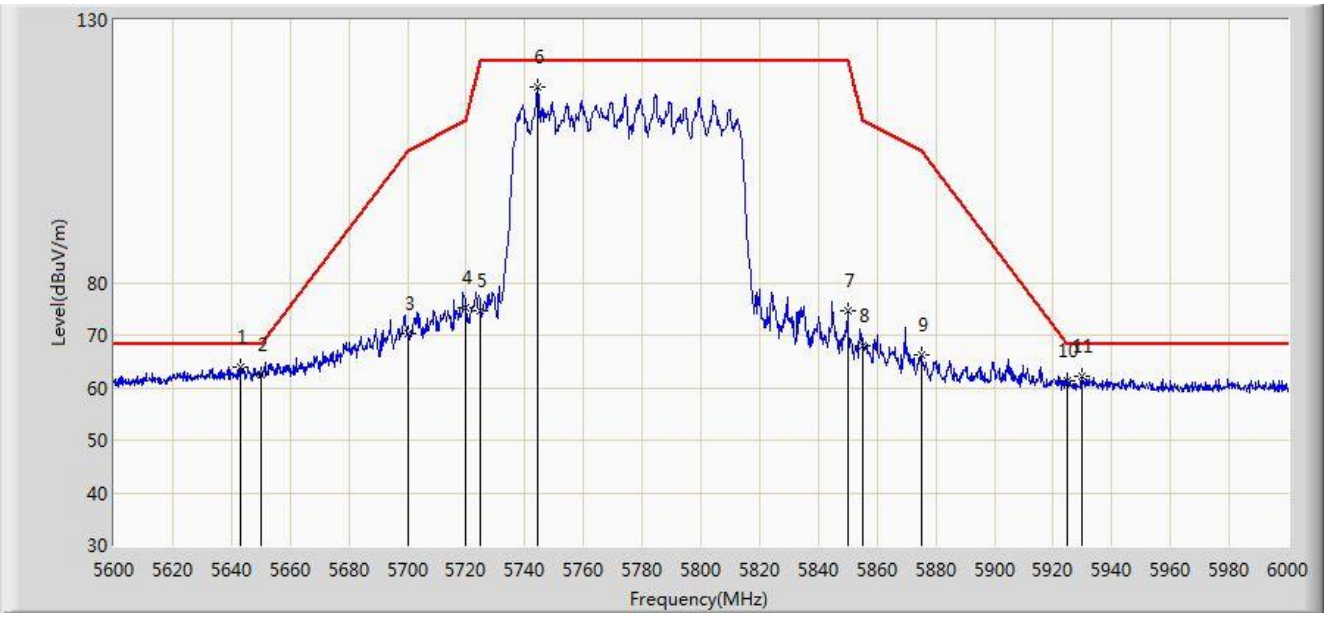

No	Flag	Mark	Frequency (MHz)	Measure Level (dBuV/m)	Reading Level (dBuV)	Margin (dB)	Limit (dBuV/m)	Factor (dB)	Type
1		*	5643.000	63.849	59.430	-4.351	68.200	4.419	PK
2			5650.000	62.456	58.010	-5.744	68.200	4.446	PK
3			5700.000	70.195	65.557	-35.005	105.200	4.638	PK
4			5720.000	75.236	70.521	-35.564	110.800	4.715	PK
5			5725.000	74.715	69.981	-47.485	122.200	4.734	PK
6			5744.200	117.322	112.515	N/A	N/A	4.807	PK
7			5850.000	74.613	69.399	-47.587	122.200	5.214	PK
8			5855.000	67.952	62.719	-42.848	110.800	5.233	PK
9			5875.000	66.249	60.939	-38.951	105.200	5.310	PK
10			5925.000	61.396	55.894	-6.804	68.200	5.502	PK
11			5929.600	62.180	56.660	-6.020	68.200	5.520	PK

Note: Measure Level (dBμV/m) = Reading Level (dBμV) + Factor (dB)

Factor (dB) = Cable Loss (dB) + Antenna Factor (dB/m) - Pre_Amplifier Gain (dB).

Site: AC1	Time: 2020/02/18 - 15:53
Limit: FCC_Part15.407_RE(3m)	Engineer: Kevin Ker
Probe: BBHA 9120D_1-18GHz	Polarity: Vertical
EUT: ACCESS POINT	Power: By PoE
Test Mode: Transmit by 802.11ax-HE80 at Channel 5775MHz	

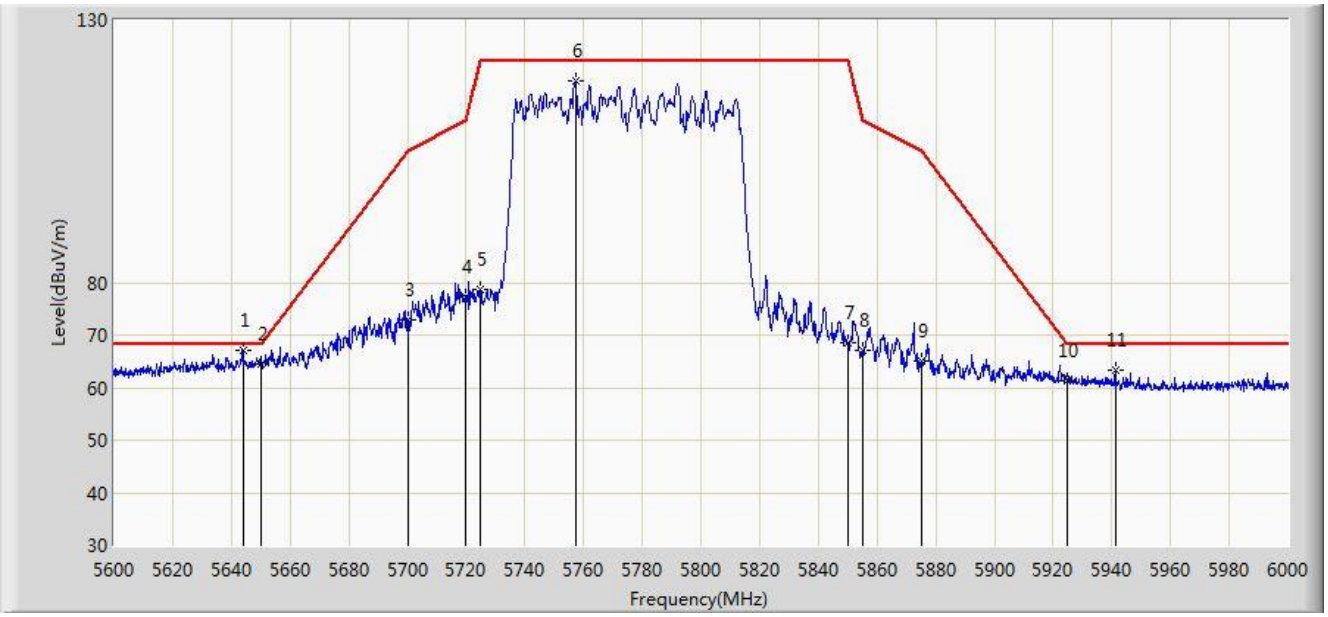

No	Flag	Mark	Frequency (MHz)	Measure Level (dBuV/m)	Reading Level (dBuV)	Margin (dB)	Limit (dBuV/m)	Factor (dB)	Type
1		*	5644.000	67.172	62.749	-1.028	68.200	4.423	PK
2			5650.000	64.559	60.113	-3.641	68.200	4.446	PK
3			5700.000	72.885	68.247	-32.315	105.200	4.638	PK
4			5720.000	77.344	72.629	-33.456	110.800	4.715	PK
5			5725.000	78.565	73.831	-43.635	122.200	4.734	PK
6			5757.200	118.285	113.428	N/A	N/A	4.858	PK
7			5850.000	68.500	63.286	-53.700	122.200	5.214	PK
8			5855.000	67.147	61.914	-43.653	110.800	5.233	PK
9			5875.000	65.067	59.757	-40.133	105.200	5.310	PK
10			5925.000	61.285	55.783	-6.915	68.200	5.502	PK
11			5941.200	63.259	57.694	-4.941	68.200	5.564	PK

Note: Measure Level (dBμV/m) = Reading Level (dBμV) + Factor (dB)

Factor (dB) = Cable Loss (dB) + Antenna Factor (dB/m) - Pre_Amplifier Gain (dB).

Site: AC1	Time: 2020/03/09 - 16:42
Limit: FCC_Part15.209_RE(3m)	Engineer: Kevin Ker
Probe: BBHA 9120D_1-18GHz	Polarity: Horizontal
EUT: ACCESS POINT	Power: By PoE
Test Mode: Transmit by 802.11ax-HE160 at Channel 5250MHz	

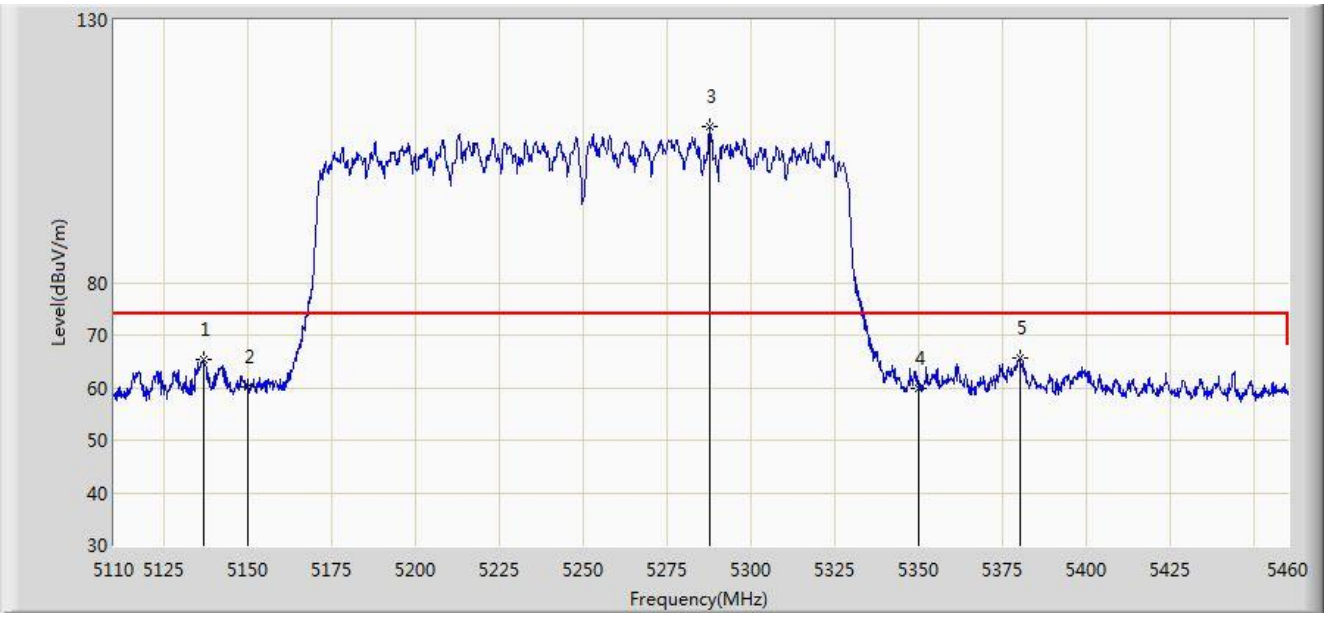

No	Flag	Mark	Frequency (MHz)	Measure Level (dBuV/m)	Reading Level (dBuV)	Margin (dB)	Limit (dBuV/m)	Factor (dB)	Type
1			5136.775	65.333	61.695	-8.667	74.000	3.638	PK
2			5150.000	60.230	56.584	-13.770	74.000	3.646	PK
3		*	5287.625	109.678	105.944	N/A	N/A	3.733	PK
4			5350.000	59.820	56.046	-14.180	74.000	3.774	PK
5			5380.375	65.618	61.824	-8.382	74.000	3.794	PK

Note: Measure Level (dBμV/m) = Reading Level (dBμV) + Factor (dB)

Factor (dB) = Cable Loss (dB) + Antenna Factor (dB/m) - Pre_Amplifier Gain (dB).

Site: AC1	Time: 2020/03/09 - 16:43
Limit: FCC_Part15.209_RE(3m)	Engineer: Kevin Ker
Probe: BBHA 9120D_1-18GHz	Polarity: Horizontal
EUT: ACCESS POINT	Power: By PoE
Test Mode: Transmit by 802.11ax-HE160 at Channel 5250MHz	

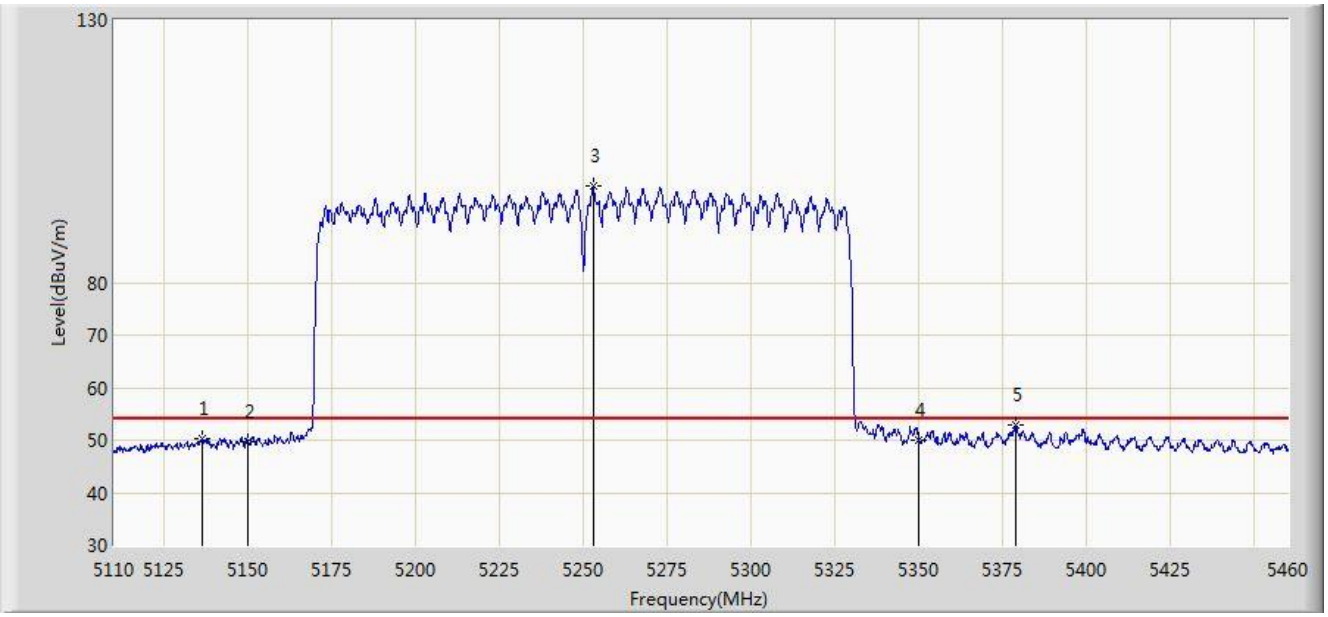

No	Flag	Mark	Frequency (MHz)	Measure Level (dBuV/m)	Reading Level (dBuV)	Margin (dB)	Limit (dBuV/m)	Factor (dB)	Type
1			5136.250	50.409	46.772	-3.591	54.000	3.637	AV
2			5150.000	49.582	45.936	-4.418	54.000	3.646	AV
3		*	5252.800	98.299	94.587	N/A	N/A	3.712	AV
4			5350.000	49.865	46.091	-4.135	54.000	3.774	AV
5			5378.975	52.837	49.044	-1.163	54.000	3.792	AV

Note: Measure Level (dBµV/m) = Reading Level (dBµV) + Factor (dB)

Factor (dB) = Cable Loss (dB) + Antenna Factor (dB/m) - Pre_Amplifier Gain (dB).

Site: AC1	Time: 2020/03/09 - 16:41
Limit: FCC_Part15.209_RE(3m)	Engineer: Kevin Ker
Probe: BBHA 9120D_1-18GHz	Polarity: Vertical
EUT: ACCESS POINT	Power: By PoE
Test Mode: Transmit by 802.11ax-HE160 at Channel 5250MHz	

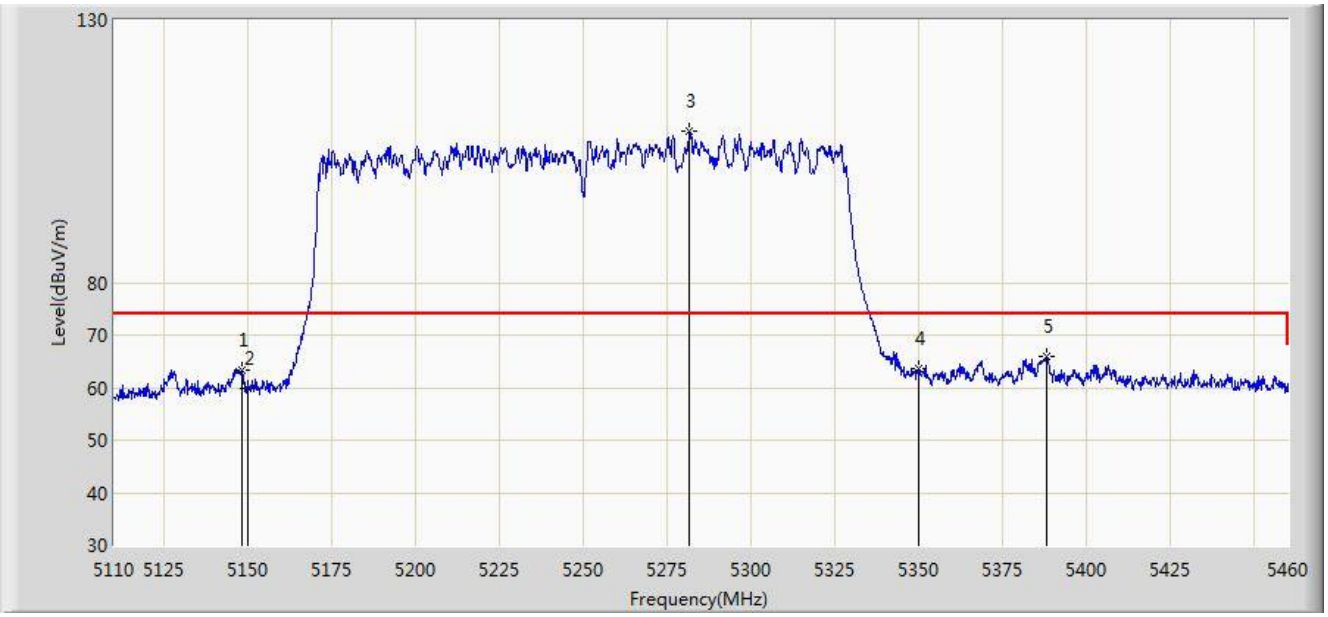

No	Flag	Mark	Frequency (MHz)	Measure Level (dBuV/m)	Reading Level (dBuV)	Margin (dB)	Limit (dBuV/m)	Factor (dB)	Type
1			5148.325	63.273	59.628	-10.727	74.000	3.645	PK
2			5150.000	59.941	56.295	-14.059	74.000	3.646	PK
3		*	5281.675	108.879	105.149	N/A	N/A	3.730	PK
4			5350.000	63.537	59.763	-10.463	74.000	3.774	PK
5			5387.900	65.924	62.125	-8.076	74.000	3.799	PK

Note: Measure Level (dBµV/m) = Reading Level (dBµV) + Factor (dB)

Factor (dB) = Cable Loss (dB) + Antenna Factor (dB/m) - Pre_Amplifier Gain (dB).

Site: AC1	Time: 2020/03/09 - 16:38
Limit: FCC_Part15.209_RE(3m)	Engineer: Kevin Ker
Probe: BBHA 9120D_1-18GHz	Polarity: Vertical
EUT: ACCESS POINT	Power: By PoE
Test Mode: Transmit by 802.11ax-HE160 at Channel 5250MHz	

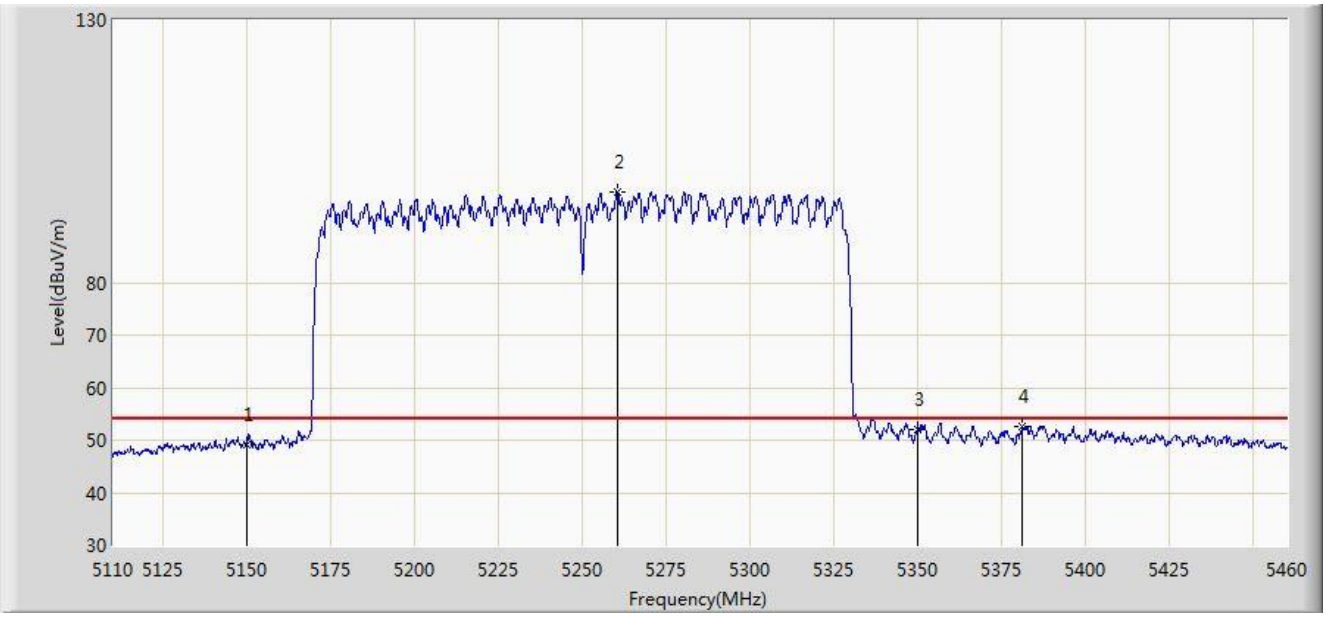

No	Flag	Mark	Frequency (MHz)	Measure Level (dBuV/m)	Reading Level (dBuV)	Margin (dB)	Limit (dBuV/m)	Factor (dB)	Type
1			5150.000	49.248	45.602	-4.752	54.000	3.646	AV
2		*	5260.325	97.296	93.580	43.296	54.000	3.716	AV
3			5350.000	52.122	48.348	-1.878	54.000	3.774	AV
4			5381.250	52.609	48.815	-1.391	54.000	3.794	AV

Note: Measure Level (dBµV/m) = Reading Level (dBµV) + Factor (dB)

Factor (dB) = Cable Loss (dB) + Antenna Factor (dB/m) - Pre_Amplifier Gain (dB).

Site: AC1	Time: 2020/04/02 - 02:07
Limit: FCC_Part15.209_RE(3m)	Engineer: Kevin Ker
Probe: BBHA 9120D_1-18GHz	Polarity: Horizontal
EUT: ACCESS POINT	Power: ByPOE
Test Mode: Transmit by 802.11 ax-HE160 at Channel 5750MHz	

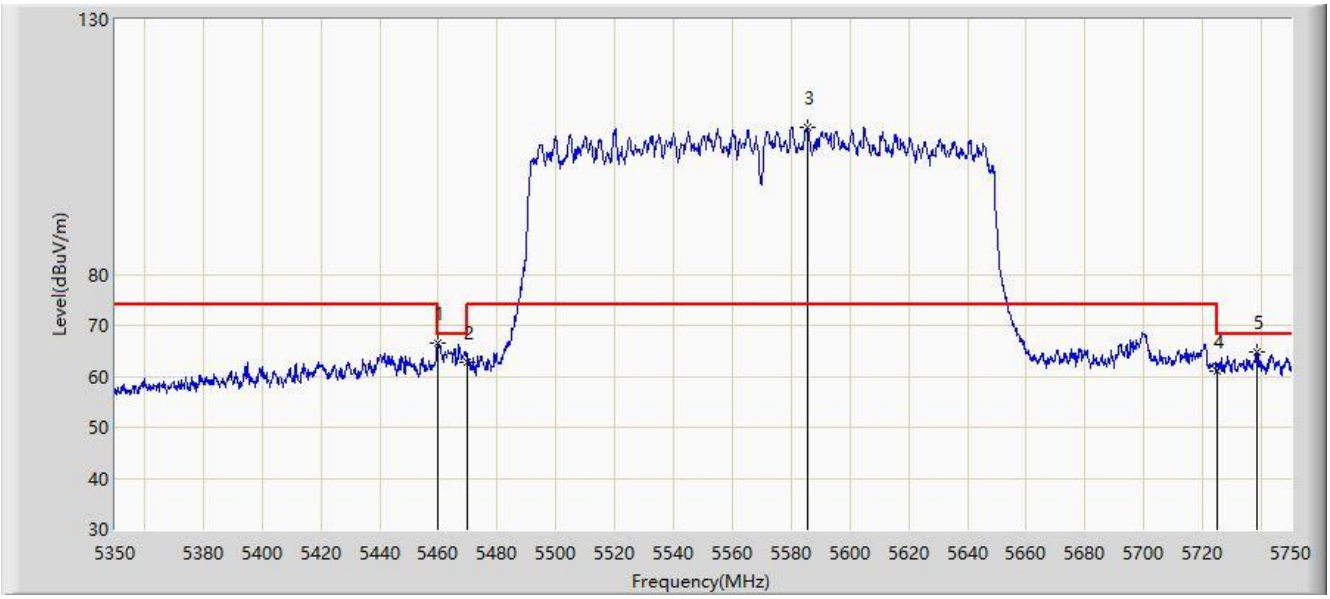

No	Flag	Mark	Frequency (MHz)	Measure Level (dBuV/m)	Reading Level (dBuV)	Over Limit (dB)	Limit (dBuV/m)	Factor (dB)	Type
1			5460.000	66.415	62.571	-7.585	74.000	3.844	PK
2			5470.000	62.866	59.015	-5.334	68.200	3.850	PK
3		*	5585.600	108.910	104.712	34.910	74.000	4.199	PK
4			5725.000	61.058	56.324	-7.142	68.200	4.734	PK
5			5738.400	64.644	59.859	-3.556	68.200	4.785	PK

Note: Measure Level (dBμV/m) = Reading Level (dBμV) + Factor (dB)

Factor (dB) = Cable Loss (dB) + Antenna Factor (dB/m) - Pre_Amplifier Gain (dB).

Site: AC1	Time: 2020/04/02 - 02:16
Limit: FCC_Part15.209_RE(3m)	Engineer: Kevin Ker
Probe: BBHA 9120D_1-18GHz	Polarity: Horizontal
EUT: ACCESS POINT	Power: ByPOE
Test Mode: Transmit by 802.11 ax-HE160 at Channel 5750MHz	

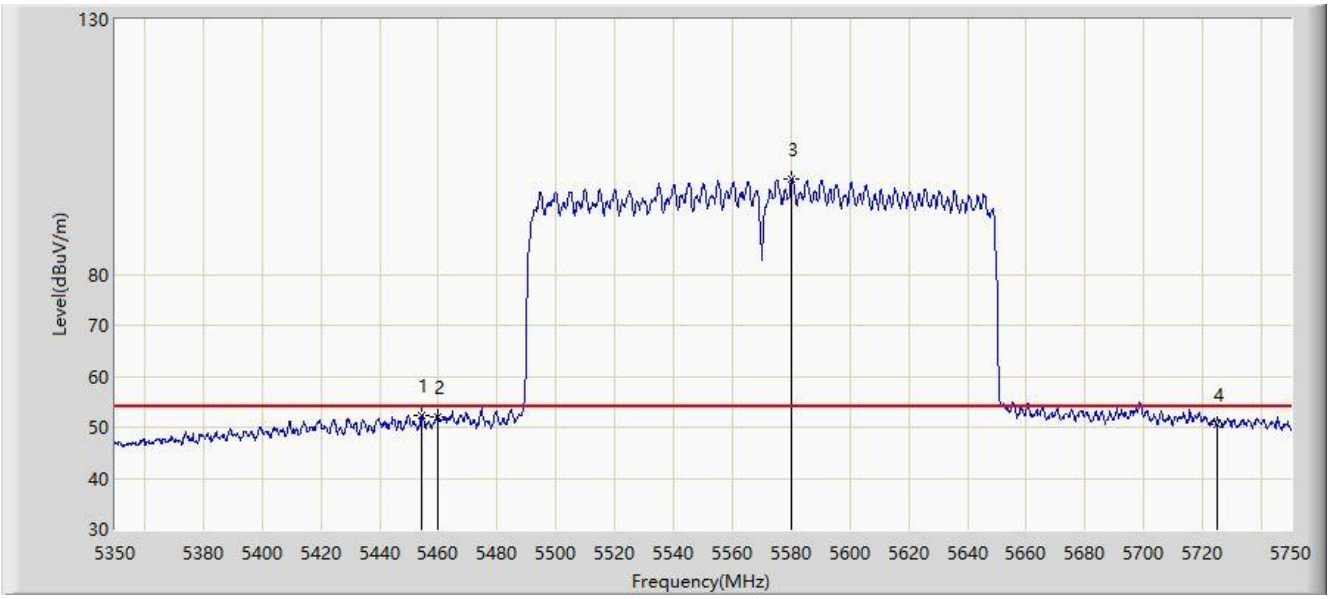

No	Flag	Mark	Frequency (MHz)	Measure Level (dBuV/m)	Reading Level (dBuV)	Over Limit (dB)	Limit (dBuV/m)	Factor (dB)	Type
1			5454.200	52.298	48.458	-1.702	54.000	3.840	AV
2			5460.000	52.018	48.174	-1.982	54.000	3.844	AV
3		*	5580.200	98.771	94.593	44.771	54.000	4.177	AV
4			5725.000	50.720	45.986	-3.280	54.000	4.734	AV

Note: Measure Level (dBμV/m) = Reading Level (dBμV) + Factor (dB)

Factor (dB) = Cable Loss (dB) + Antenna Factor (dB/m) - Pre_Amplifier Gain (dB).

Site: AC1	Time: 2020/04/02 - 02:06
Limit: FCC_Part15.209_RE(3m)	Engineer: Kevin Ker
Probe: BBHA 9120D_1-18GHz	Polarity: Vertical
EUT: ACCESS POINT	Power: ByPOE
Test Mode: Transmit by 802.11 ax-HE160 at Channel 5750MHz	

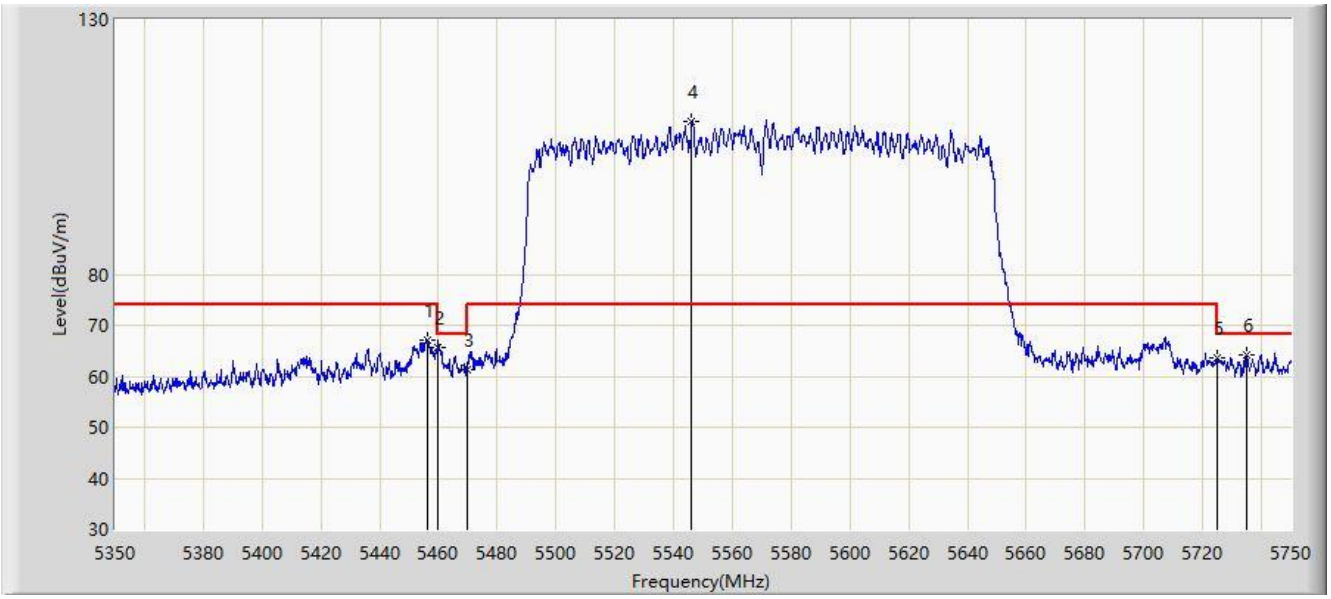

No	Flag	Mark	Frequency (MHz)	Measure Level (dBuV/m)	Reading Level (dBuV)	Over Limit (dB)	Limit (dBuV/m)	Factor (dB)	Type
1			5456.200	67.134	63.293	-6.866	74.000	3.841	PK
2			5460.000	65.779	61.935	-8.221	74.000	3.844	PK
3			5470.000	61.196	57.345	-7.004	68.200	3.850	PK
4		*	5546.200	110.040	105.993	36.040	74.000	4.047	PK
5			5725.000	63.734	59.000	-4.466	68.200	4.734	PK
6			5735.200	64.292	59.519	-3.908	68.200	4.772	PK

Note: Measure Level (dBµV/m) = Reading Level (dBµV) + Factor (dB)

Factor (dB) = Cable Loss (dB) + Antenna Factor (dB/m) - Pre_Amplifier Gain (dB).

Site: AC1	Time: 2020/04/02 - 02:17
Limit: FCC_Part15.209_RE(3m)	Engineer: Kevin Ker
Probe: BBHA 9120D_1-18GHz	Polarity: Vertical
EUT: ACCESS POINT	Power: ByPOE
Test Mode: Transmit by 802.11 ax-HE160 at Channel 5750MHz	

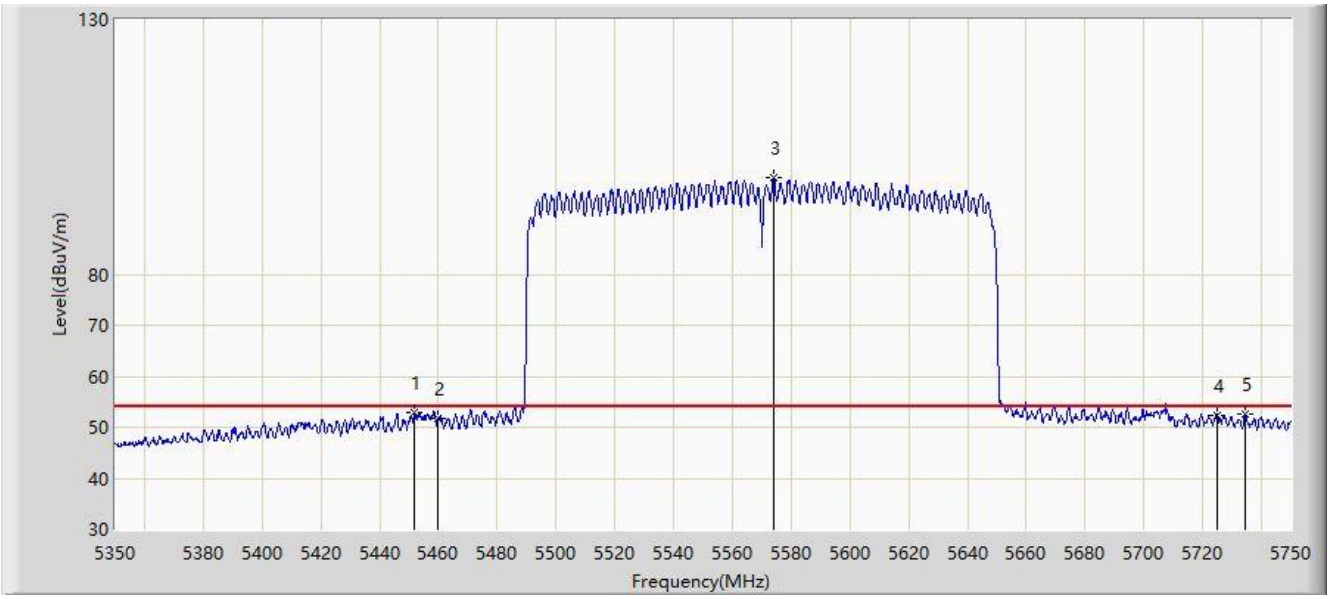

No	Flag	Mark	Frequency (MHz)	Measure Level (dBuV/m)	Reading Level (dBuV)	Over Limit (dB)	Limit (dBuV/m)	Factor (dB)	Type
1			5452.000	52.879	49.040	-1.121	54.000	3.839	AV
2			5460.000	51.742	47.898	-2.258	54.000	3.844	AV
3		*	5574.200	99.048	94.893	45.048	54.000	4.154	AV
4			5725.000	52.238	47.504	-1.762	54.000	4.734	AV
5			5734.600	52.747	47.976	-1.253	54.000	4.771	AV

Note: Measure Level (dBμV/m) = Reading Level (dBμV) + Factor (dB)

Factor (dB) = Cable Loss (dB) + Antenna Factor (dB/m) - Pre_Amplifier Gain (dB).

The End