Annex B

WLAN 802.11b/g/n/ax Test Result

Model No.: APEX0575

Description Page

1. Power Spectral Density Measurement Test Result 2

2. Radiated Spurious Emission Measurement Test Result.....15

3. Radiated Restricted Band Edge Measurement Test Result.....37

1. Power Spectral Density Measurement Test Result

Product	ACCESS POINT	Temperature	25°C
Test Engineer	Kevin Ker	Relative Humidity	55%
Test Site	SR2	Test Date	2020/01/15
Antenna Type	Internal Antenna	Test Item	Power Spectral Density

Test Mode	Data Rate/ MCS	Channel No.	Freq. (MHz)	Ant 0 AVGPSD (dBm / 10kHz)	Ant 1 AVGPSD (dBm / 10kHz)	Duty Cycle (%)	Total AVGPSD (dBm / 10kHz)	Limit (dBm / 3kHz)	Result
11b	1Mbps	1	2412	-2.72	-3.47	94.55	0.17	≤ 8.00	Pass
11b	1Mbps	6	2437	-3.51	-3.21	94.55	-0.10	≤ 8.00	Pass
11b	1Mbps	11	2462	-3.32	-3.45	94.55	-0.13	≤ 8.00	Pass
11g	6Mbps	1	2412	-9.57	-9.45	94.42	-6.25	≤ 8.00	Pass
11g	6Mbps	6	2437	-5.14	-5.99	94.42	-2.28	≤ 8.00	Pass
11g	6Mbps	11	2462	-9.72	-9.09	94.42	-6.13	≤ 8.00	Pass
11n-HT20	MCS0	1	2412	-9.01	-9.33	94.04	-5.89	≤ 8.00	Pass
11n-HT20	MCS0	6	2437	-6.43	-6.13	94.04	-3.00	≤ 8.00	Pass
11n-HT20	MCS0	11	2462	-9.30	-9.11	94.04	-5.93	≤ 8.00	Pass
11n-HT40	MCS0	3	2422	-12.53	-12.74	88.77	-9.11	≤ 8.00	Pass
11n-HT40	MCS0	6	2437	-11.07	-10.86	88.77	-7.44	≤ 8.00	Pass
11n-HT40	MCS0	9	2452	-10.80	-11.78	88.77	-7.73	≤ 8.00	Pass
11ax-HE20	MCS0	1	2412	-9.95	-10.62	97.35	-7.15	≤ 8.00	Pass
11ax-HE20	MCS0	6	2437	-6.71	-6.82	97.35	-3.64	≤ 8.00	Pass
11ax-HE20	MCS0	11	2462	-10.96	-11.57	97.35	-8.13	≤ 8.00	Pass
11ax-HE40	MCS0	3	2422	-13.76	-13.05	94.68	-10.14	≤ 8.00	Pass
11ax-HE40	MCS0	6	2437	-12.11	-13.22	94.68	-9.38	≤ 8.00	Pass
11ax-HE40	MCS0	9	2452	-15.01	-14.36	94.68	-11.43	≤ 8.00	Pass

Note 1: When EUT duty cycle ≥ 98%, Total AVGPSD = $10*\log \{10^{(\text{Ant 0 AVGPSD}/10)} + 10^{(\text{Ant 1 AVGPSD}/10)}\}$.

Note 2: When EUT duty cycle < 98%, Total AVGPSD = $10*\log \{10^{(\text{Ant 0 AVGPSD}/10)} + 10^{(\text{Ant 1 AVGPSD}/10)}\} + 10*\log (1/\text{duty cycle})$.

802.11b AVGPSD - Ant 0 / Ant 0 + 1	
Channel 01 (2412MHz)	**Channel 06 (2437MHz)**
Channel 11 (2462MHz)	

802.11g AVGPSD - Ant 0 / Ant 0 + 1	
Channel 01 (2412MHz)	**Channel 06 (2437MHz)**
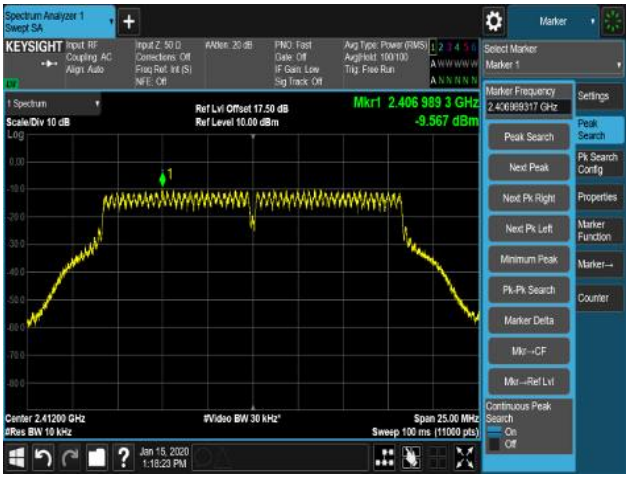	
Channel 11 (2462MHz)	

802.11n-HT20 AVGPSD - Ant 0 / Ant 0 + 1	
Channel 01 (2412MHz)	**Channel 06 (2437MHz)**
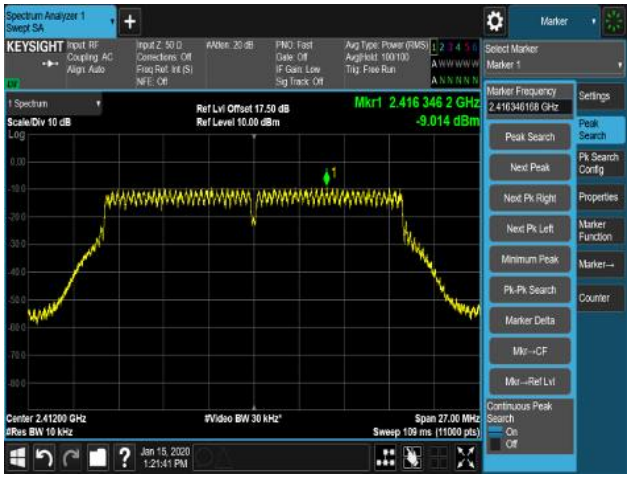	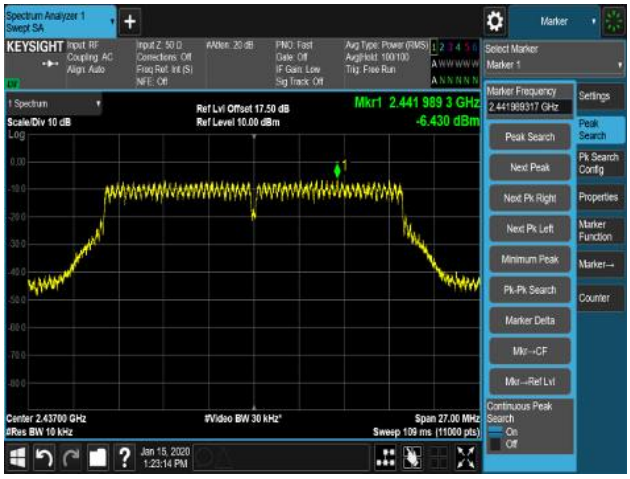
Channel 11 (2462MHz)	

802.11n-HT40 AVGPSD - Ant 0 / Ant 0 + 1	
Channel 03 (2422MHz)	**Channel 06 (2437MHz)**
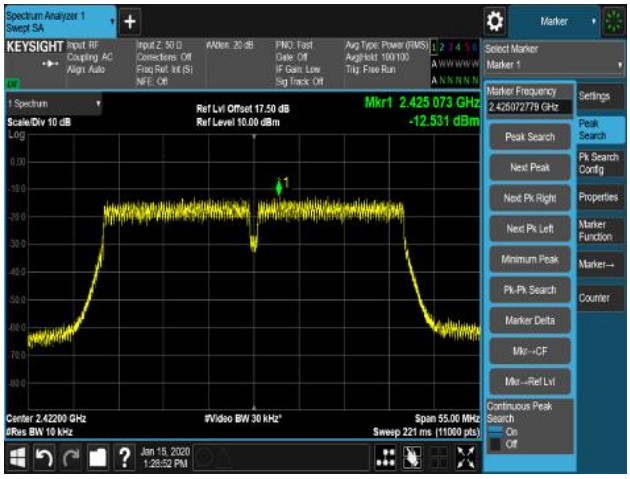	
Channel 09 (2452MHz)	

802.11ax-HE20 AVGPSD - Ant 0 / Ant 0 + 1	
Channel 01 (2412MHz)	**Channel 06 (2437MHz)**
Channel 11 (2462MHz)	
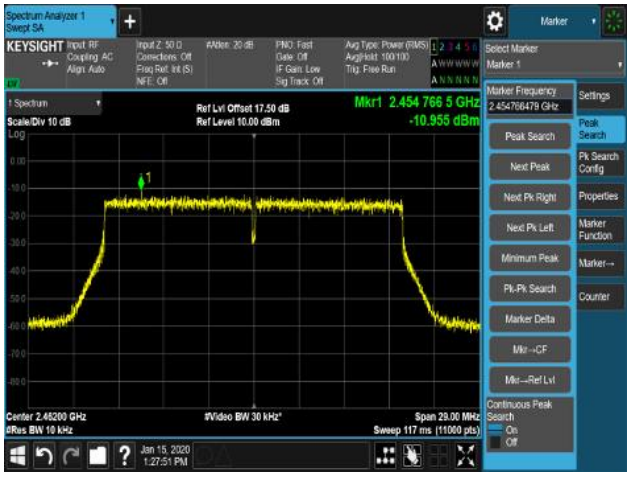	

802.11ax-HE40 AVGPSD - Ant 0 / Ant 0 + 1	
Channel 03 (2422MHz)	**Channel 06 (2437MHz)**
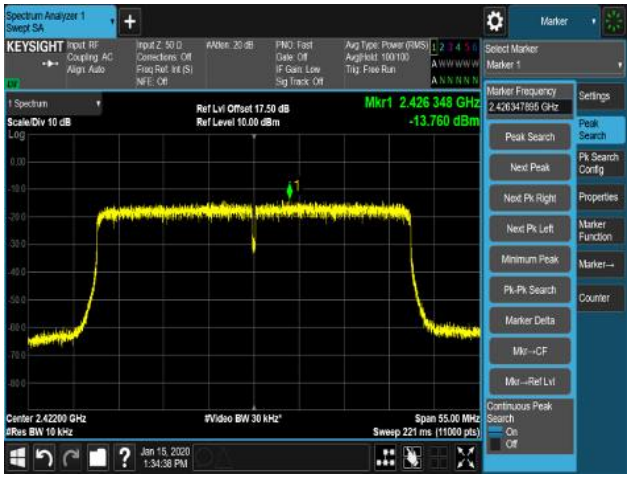	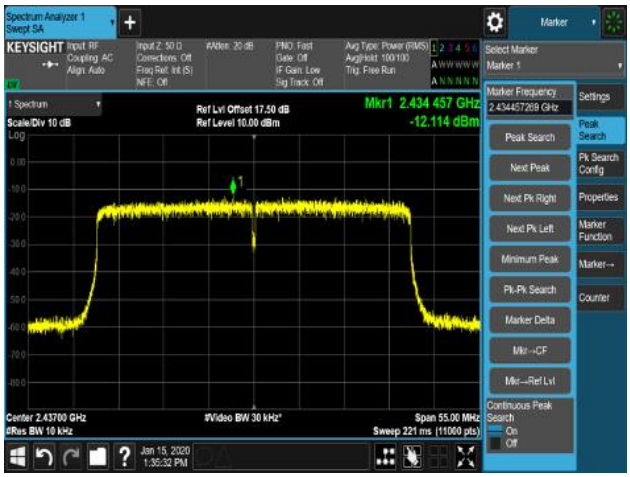
Channel 09 (2452MHz)	
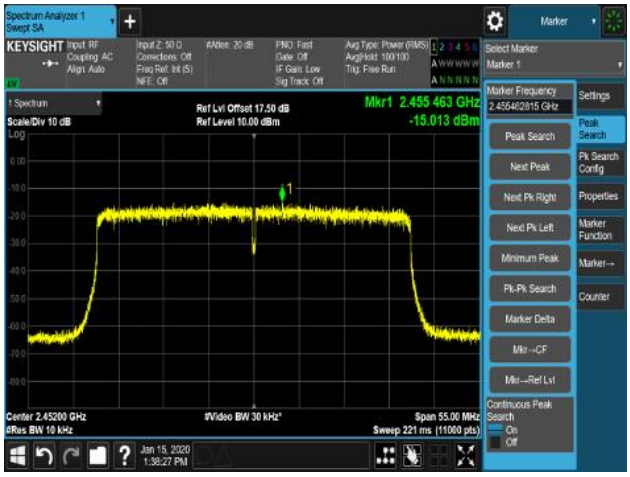	

802.11b AVGPSD - Ant 1 / Ant 0 + 1	
Channel 01 (2412MHz)	**Channel 06 (2437MHz)**
Channel 11 (2462MHz)	

802.11g AVGPSD - Ant 1 / Ant 0 + 1	
Channel 01 (2412MHz)	**Channel 06 (2437MHz)**
Channel 11 (2462MHz)	

802.11n-HT20 AVGPSD - Ant 1 / Ant 0 + 1	
Channel 01 (2412MHz)	**Channel 06 (2437MHz)**
	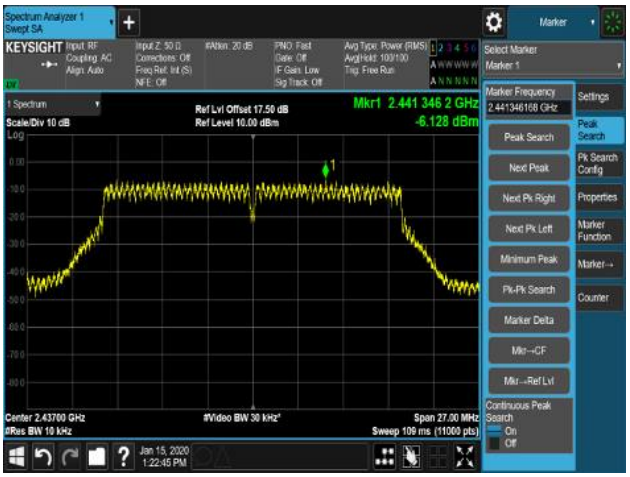
Channel 11 (2462MHz)	

802.11n-HT40 AVGPSD - Ant 1 / Ant 0 + 1	
Channel 03 (2422MHz)	**Channel 06 (2437MHz)**
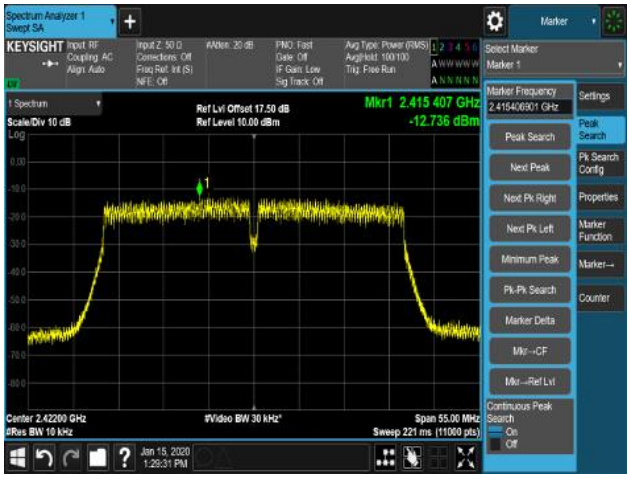	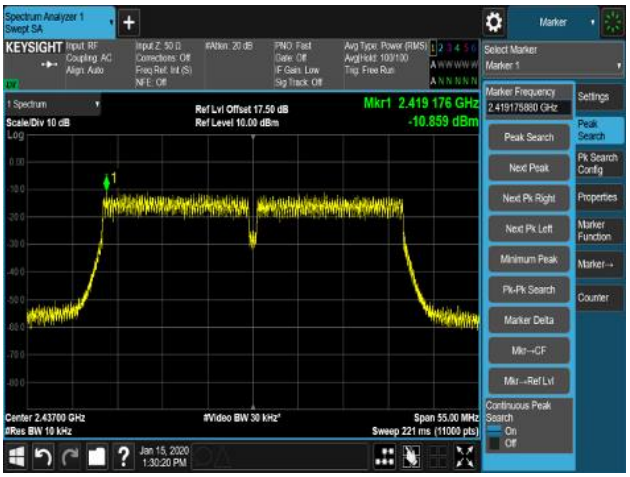
Channel 11 (2452MHz)	
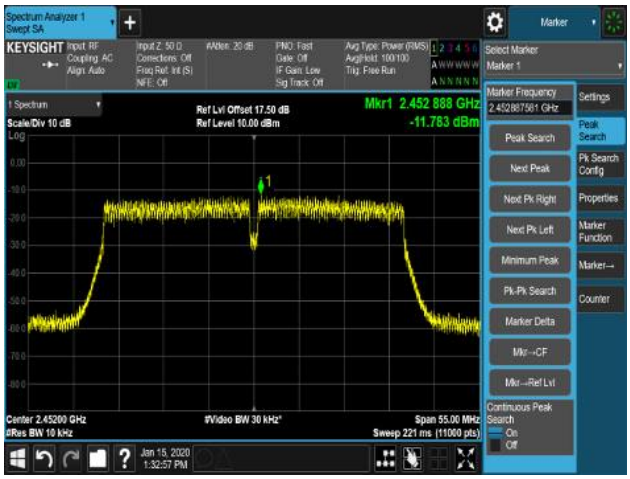	

802.11ax-HE20 AVGPSD - Ant 1 / Ant 0 + 1	
Channel 01 (2412MHz)	**Channel 06 (2437MHz)**
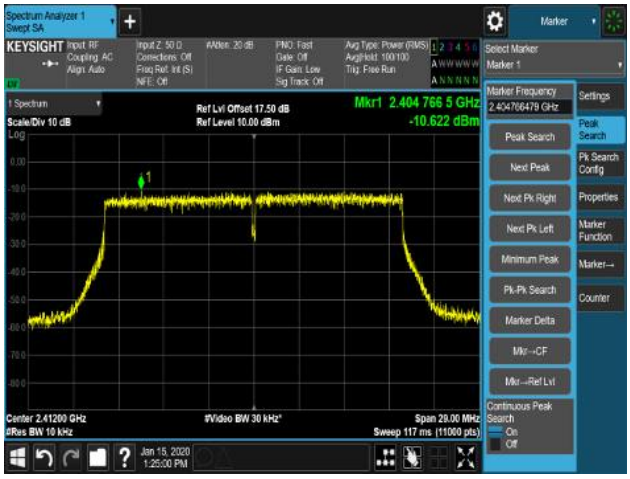	
Channel 11 (2462MHz)	
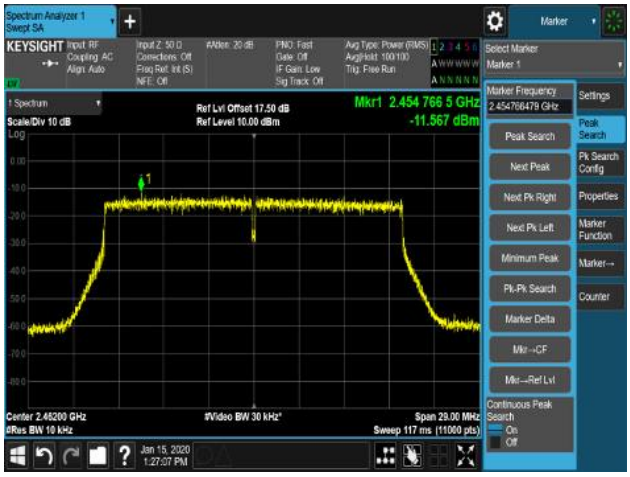	

802.11ax-HE40 AVGPSD - Ant 1 / Ant 0 + 1	
Channel 03 (2422MHz)	**Channel 06 (2437MHz)**
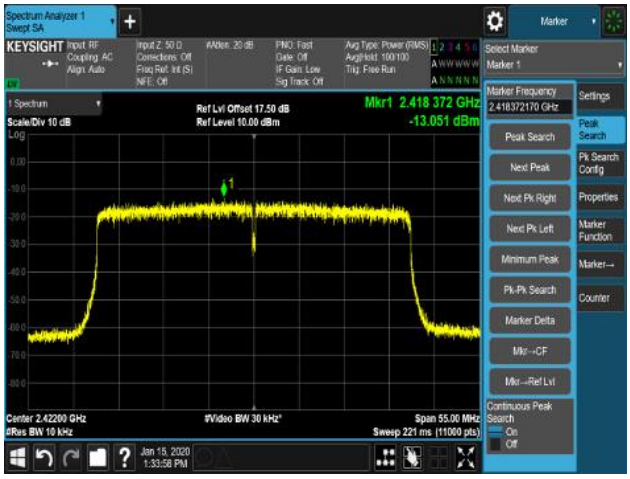	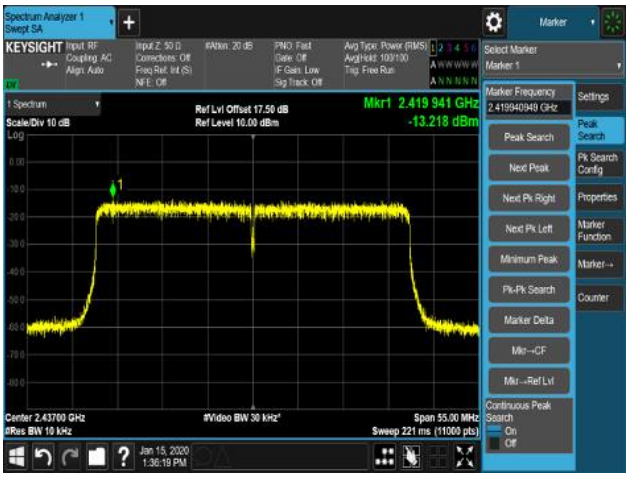
Channel 11 (2452MHz)	
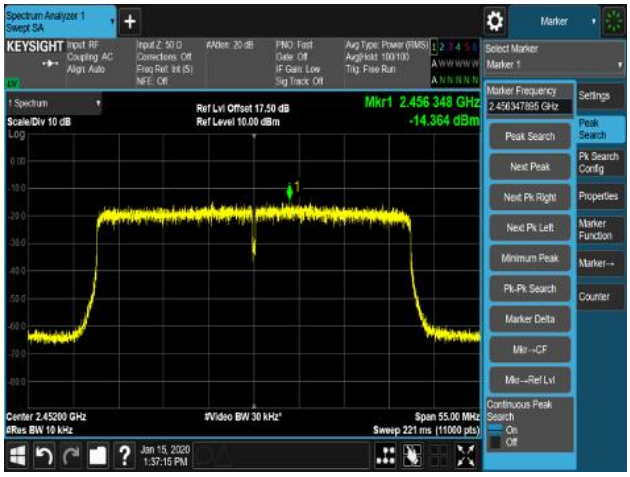	

2. Radiated Spurious Emission Measurement Test Result

Product	ACCESS POINT	Temperature	25°C
Test Engineer	Kevin Ker	Relative Humidity	56%
Test Site	AC1	Test Date	2020/01/13
Test Mode:	802.11b - Ant 0 + 1	Test Channel:	01
Remark:	1. Average measurement was not performed if peak level lower than average limit. 2. Other frequency was 20dB below limit line within 1-18GHz, there is not show in the report.		

Mark	Frequency (MHz)	Reading Level (dBμV)	Factor (dB)	Measure Level (dBμV/m)	Limit (dBμV/m)	Margin (dB)	Detector	Polarization
	3898.5	37.8	-0.2	37.6	54.0	-16.4	Peak	Horizontal
	4825.0	45.0	3.2	48.2	54.0	-5.8	Peak	Horizontal
*	6100.0	35.3	6.2	41.5	87.7	-46.2	Peak	Horizontal
*	6584.5	34.8	8.2	43.0	87.7	-44.7	Peak	Horizontal
	3788.0	38.2	-0.5	37.7	54.0	-16.3	Peak	Vertical
	4825.0	47.5	3.2	50.7	54.0	-3.3	Peak	Vertical
*	5879.0	35.3	5.3	40.6	87.7	-47.1	Peak	Vertical
*	6414.5	35.6	7.4	43.0	87.7	-44.7	Peak	Vertical

Note 1: "*" is not in restricted band, its limit is 30dBc of the fundamental emission level (117.7dBμV/m) or 15.209 which is higher.

Note 2: Measure Level (dBμV/m) = Reading Level (dBμV) + Factor (dB)

Factor (dB) = Cable Loss (dB) + Antenna Factor (dB/m) - Pre_Amplifier Gain (dB)

Product	ACCESS POINT	Temperature	25°C
Test Engineer	Kevin Ker	Relative Humidity	56%
Test Site	AC1	Test Date	2020/01/13
Test Mode:	802.11b - Ant 0 + 1	Test Channel:	06
Remark:	1. Average measurement was not performed if peak level lower than average limit. 2. Other frequency was 20dB below limit line within 1-18GHz, there is not show in the report.		

Mark	Frequency (MHz)	Reading Level (dBμV)	Factor (dB)	Measure Level (dBμV/m)	Limit (dBμV/m)	Margin (dB)	Detector	Polarization
	3932.5	39.0	-0.1	38.9	54.0	-15.1	Peak	Horizontal
	4876.0	47.9	3.3	51.2	54.0	-2.8	Peak	Horizontal
*	5734.5	36.2	4.8	41.0	87.7	-46.7	Peak	Horizontal
*	6559.0	35.5	8.0	43.5	87.7	-44.2	Peak	Horizontal
	3958.0	37.9	0.0	37.9	54.0	-16.1	Peak	Vertical
	4876.0	43.3	3.3	46.6	54.0	-7.4	Peak	Vertical
*	5760.0	35.1	4.9	40.0	87.7	-47.7	Peak	Vertical
*	6550.5	34.7	8.0	42.7	87.7	-45.0	Peak	Vertical

Note 1: "*" is not in restricted band, its limit is 30dBc of the fundamental emission level (117.7dBμV/m) or 15.209 which is higher.

Note 2: Measure Level (dBμV/m) = Reading Level (dBμV) + Factor (dB)

Factor (dB) = Cable Loss (dB) + Antenna Factor (dB/m) - Pre_Amplifier Gain (dB)

Product	ACCESS POINT	Temperature	25°C
Test Engineer	Kevin Ker	Relative Humidity	56%
Test Site	AC1	Test Date	2020/01/13
Test Mode:	802.11b - Ant 0 + 1	Test Channel:	11
Remark:	1. Average measurement was not performed if peak level lower than average limit. 2. Other frequency was 20dB below limit line within 1-18GHz, there is not show in the report.		

Mark	Frequency (MHz)	Reading Level (dBμV)	Factor (dB)	Measure Level (dBμV/m)	Limit (dBμV/m)	Margin (dB)	Detector	Polarization
	3822.0	37.9	-0.4	37.5	54.0	-16.5	Peak	Horizontal
	4927.0	43.6	3.4	47.0	54.0	-7.0	Peak	Horizontal
*	5785.5	35.9	5.0	40.9	87.8	-46.9	Peak	Horizontal
*	6601.5	35.2	8.3	43.5	87.8	-44.3	Peak	Horizontal
	3924.0	38.2	-0.1	38.1	54.0	-15.9	Peak	Vertical
	4927.0	49.0	3.4	52.4	54.0	-1.6	Peak	Vertical
*	5913.0	35.6	5.5	41.1	87.8	-46.7	Peak	Vertical
*	6559.0	34.9	8.0	42.9	87.8	-44.9	Peak	Vertical

Note 1: "*" is not in restricted band, its limit is 30dBc of the fundamental emission level (117.8dBμV/m) or 15.209 which is higher.

Note 2: Measure Level (dBμV/m) = Reading Level (dBμV) + Factor (dB)

Factor (dB) = Cable Loss (dB) + Antenna Factor (dB/m) - Pre_Amplifier Gain (dB)

Product	ACCESS POINT	Temperature	25°C
Test Engineer	Kevin Ker	Relative Humidity	56%
Test Site	AC1	Test Date	2020/01/13
Test Mode:	802.11g - Ant 0 + 1	Test Channel:	01
Remark:	1. Average measurement was not performed if peak level lower than average limit. 2. Other frequency was 20dB below limit line within 1-18GHz, there is not show in the report.		

Mark	Frequency (MHz)	Reading Level (dBμV)	Factor (dB)	Measure Level (dBμV/m)	Limit (dBμV/m)	Margin (dB)	Detector	Polarization
	3847.5	36.5	-0.3	36.2	54.0	-17.8	Peak	Horizontal
	4774.0	34.5	3.1	37.6	54.0	-16.4	Peak	Horizontal
*	5862.0	33.9	5.3	39.2	86.1	-46.9	Peak	Horizontal
*	6644.0	33.7	8.5	42.2	86.1	-43.9	Peak	Horizontal
	3915.5	36.9	-0.1	36.8	54.0	-17.2	Peak	Vertical
	4825.0	40.1	3.2	43.3	54.0	-10.7	Peak	Vertical
*	5955.5	34.7	5.6	40.3	86.1	-45.8	Peak	Vertical
*	6737.5	32.9	9.1	42.0	86.1	-44.1	Peak	Vertical

Note 1: "*" is not in restricted band, its limit is 30dBc of the fundamental emission level (116.1dBμV/m) or 15.209 which is higher.

Note 2: Measure Level (dBμV/m) = Reading Level (dBμV) + Factor (dB)

Factor (dB) = Cable Loss (dB) + Antenna Factor (dB/m) - Pre_Amplifier Gain (dB)

Product	ACCESS POINT	Temperature	25°C
Test Engineer	Kevin Ker	Relative Humidity	56%
Test Site	AC1	Test Date	2020/01/13
Test Mode:	802.11g - Ant 0 + 1	Test Channel:	06
Remark:	1. Average measurement was not performed if peak level lower than average limit. 2. Other frequency was 20dB below limit line within 1-18GHz, there is not show in the report.		

Mark	Frequency (MHz)	Reading Level (dBμV)	Factor (dB)	Measure Level (dBμV/m)	Limit (dBμV/m)	Margin (dB)	Detector	Polarization
	4009.0	37.8	0.1	37.9	54.0	-16.1	Peak	Horizontal
	4867.5	40.9	3.3	44.2	54.0	-9.8	Peak	Horizontal
*	5938.5	33.8	5.6	39.4	86.2	-46.8	Peak	Horizontal
*	6737.5	33.3	9.1	42.4	86.2	-43.8	Peak	Horizontal
	3830.5	36.5	-0.4	36.1	54.0	-17.9	Peak	Vertical
	4867.5	43.9	3.3	47.2	54.0	-6.8	Peak	Vertical
*	5998.0	34.5	5.8	40.3	86.2	-45.9	Peak	Vertical
*	6567.5	34.8	8.1	42.9	86.2	-43.3	Peak	Vertical

Note 1: "*" is not in restricted band, its limit is 30dBc of the fundamental emission level (116.2BμV/m) or 15.209 which is higher.

Note 2: Measure Level (dBμV/m) = Reading Level (dBμV) + Factor (dB)

Factor (dB) = Cable Loss (dB) + Antenna Factor (dB/m) - Pre_Amplifier Gain (dB)

Product	ACCESS POINT	Temperature	25°C
Test Engineer	Kevin Ker	Relative Humidity	56%
Test Site	AC1	Test Date	2020/01/13
Test Mode:	802.11g - Ant 0 + 1	Test Channel:	11
Remark:	1. Average measurement was not performed if peak level lower than average limit. 2. Other frequency was 20dB below limit line within 1-18GHz, there is not show in the report.		

Mark	Frequency (MHz)	Reading Level (dBμV)	Factor (dB)	Measure Level (dBμV/m)	Limit (dBμV/m)	Margin (dB)	Detector	Polarization
	4000.5	38.6	0.1	38.7	54.0	-15.3	Peak	Horizontal
	4816.5	35.2	3.2	38.4	54.0	-15.6	Peak	Horizontal
*	5836.5	35.1	5.2	40.3	86.6	-46.3	Peak	Horizontal
*	6525.0	34.1	7.8	41.9	86.6	-44.7	Peak	Horizontal
	3949.5	36.6	-0.1	36.5	54.0	-17.5	Peak	Vertical
	4918.5	40.0	3.4	43.4	54.0	-10.6	Peak	Vertical
*	5811.0	34.2	5.1	39.3	86.6	-47.3	Peak	Vertical
*	6601.5	33.4	8.3	41.7	86.6	-44.9	Peak	Vertical

Note 1: "*" is not in restricted band, its limit is 30dBc of the fundamental emission level (116.6dBμV/m) or 15.209 which is higher.

Note 2: Measure Level (dBμV/m) = Reading Level (dBμV) + Factor (dB)

Factor (dB) = Cable Loss (dB) + Antenna Factor (dB/m) - Pre_Amplifier Gain (dB)

Product	ACCESS POINT	Temperature	25°C
Test Engineer	Kevin Ker	Relative Humidity	56%
Test Site	AC1	Test Date	2020/01/13
Test Mode:	802.11n-HT20 - Ant 0 + 1	Test Channel:	01
Remark:	1. Average measurement was not performed if peak level lower than average limit. 2. Other frequency was 20dB below limit line within 1-18GHz, there is not show in the report.		

Mark	Frequency (MHz)	Reading Level (dBμV)	Factor (dB)	Measure Level (dBμV/m)	Limit (dBμV/m)	Margin (dB)	Detector	Polarization
	3796.5	37.9	-0.5	37.4	54.0	-16.6	Peak	Horizontal
	4816.5	39.1	3.2	42.3	54.0	-11.7	Peak	Horizontal
*	5998.0	33.9	5.8	39.7	85.0	-45.3	Peak	Horizontal
*	6916.0	32.6	10.1	42.7	85.0	-42.3	Peak	Horizontal
	3958.0	38.1	0.0	38.1	54.0	-15.9	Peak	Vertical
	4816.5	39.3	3.2	42.5	54.0	-11.5	Peak	Vertical
*	6074.5	33.8	6.1	39.9	85.0	-45.1	Peak	Vertical
*	6797.0	32.7	9.4	42.1	85.0	-42.9	Peak	Vertical

Note 1: "*" is not in restricted band, its limit is 30dBc of the fundamental emission level (115.0dBμV/m) or 15.209 which is higher.

Note 2: Measure Level (dBμV/m) = Reading Level (dBμV) + Factor (dB)

Factor (dB) = Cable Loss (dB) + Antenna Factor (dB/m) - Pre_Amplifier Gain (dB)

Product	ACCESS POINT	Temperature	25°C
Test Engineer	Kevin Ker	Relative Humidity	56%
Test Site	AC1	Test Date	2020/01/13
Test Mode:	802.11n-HT20 - Ant 0 + 1	Test Channel:	06
Remark:	1. Average measurement was not performed if peak level lower than average limit. 2. Other frequency was 20dB below limit line within 1-18GHz, there is not show in the report.		

Mark	Frequency (MHz)	Reading Level (dBμV)	Factor (dB)	Measure Level (dBμV/m)	Limit (dBμV/m)	Margin (dB)	Detector	Polarization
	3881.5	37.4	-0.2	37.2	54.0	-16.8	Peak	Horizontal
	4859.0	39.8	3.3	43.1	54.0	-10.9	Peak	Horizontal
*	5828.0	34.3	5.1	39.4	85.0	-45.6	Peak	Horizontal
*	6661.0	32.8	8.6	41.4	85.0	-43.6	Peak	Horizontal
	3949.5	37.8	-0.1	37.7	54.0	-16.3	Peak	Vertical
	4867.5	42.2	3.3	45.5	54.0	-8.5	Peak	Vertical
*	5887.5	34.6	5.4	40.0	85.0	-45.0	Peak	Vertical
*	6644.0	33.0	8.5	41.5	85.0	-43.5	Peak	Vertical

Note 1: "*" is not in restricted band, its limit is 30dBc of the fundamental emission level (115.0dBμV/m) or 15.209 which is higher.

Note 2: Measure Level (dBμV/m) = Reading Level (dBμV) + Factor (dB)

Factor (dB) = Cable Loss (dB) + Antenna Factor (dB/m) - Pre_Amplifier Gain (dB)

Product	ACCESS POINT	Temperature	25°C
Test Engineer	Kevin Ker	Relative Humidity	56%
Test Site	AC1	Test Date	2020/01/13
Test Mode:	802.11n-HT20 - Ant 0 + 1	Test Channel:	11
Remark:	1. Average measurement was not performed if peak level lower than average limit. 2. Other frequency was 20dB below limit line within 1-18GHz, there is not show in the report.		

Mark	Frequency (MHz)	Reading Level (dBμV)	Factor (dB)	Measure Level (dBμV/m)	Limit (dBμV/m)	Margin (dB)	Detector	Polarization
	3992.0	37.6	0.1	37.7	54.0	-16.3	Peak	Horizontal
	4927.0	37.8	3.4	41.2	54.0	-12.8	Peak	Horizontal
*	5862.0	33.8	5.3	39.1	85.8	-46.7	Peak	Horizontal
*	6686.5	32.5	8.8	41.3	85.8	-44.5	Peak	Horizontal
	4026.0	37.8	0.2	38.0	54.0	-16.0	Peak	Vertical
	4927.0	40.9	3.4	44.3	54.0	-9.7	Peak	Vertical
*	5964.0	34.4	5.7	40.1	85.8	-45.7	Peak	Vertical
*	6678.0	32.6	8.7	41.3	85.8	-44.5	Peak	Vertical

Note 1: "*" is not in restricted band, its limit is 30dBc of the fundamental emission level (115.8dBμV/m) or 15.209 which is higher.

Note 2: Measure Level (dBμV/m) = Reading Level (dBμV) + Factor (dB)

Factor (dB) = Cable Loss (dB) + Antenna Factor (dB/m) - Pre_Amplifier Gain (dB)

Product	ACCESS POINT	Temperature	25°C
Test Engineer	Kevin Ker	Relative Humidity	56%
Test Site	AC1	Test Date	2020/01/13
Test Mode:	802.11n-HT40 - Ant 0 + 1	Test Channel:	03
Remark:	1. Average measurement was not performed if peak level lower than average limit. 2. Other frequency was 20dB below limit line within 1-18GHz, there is not show in the report.		

Mark	Frequency (MHz)	Reading Level (dBμV)	Factor (dB)	Measure Level (dBμV/m)	Limit (dBμV/m)	Margin (dB)	Detector	Polarization
	3924.0	37.2	-0.1	37.1	54.0	-16.9	Peak	Horizontal
	4782.5	35.4	3.1	38.5	54.0	-15.5	Peak	Horizontal
*	6134.0	33.9	6.3	40.2	82.4	-42.2	Peak	Horizontal
*	6746.0	33.0	9.1	42.1	82.4	-40.3	Peak	Horizontal
	4051.5	35.2	0.3	35.5	54.0	-18.5	Peak	Vertical
	4859.0	37.5	3.3	40.8	54.0	-13.2	Peak	Vertical
*	5853.5	34.3	5.2	39.5	82.4	-42.9	Peak	Vertical
*	6499.5	34.0	7.7	41.7	82.4	-40.7	Peak	Vertical

Note 1: "*" is not in restricted band, its limit is 30dBc of the fundamental emission level (112.4dBμV/m) or 15.209 which is higher.

Note 2: Measure Level (dBμV/m) = Reading Level (dBμV) + Factor (dB)

Factor (dB) = Cable Loss (dB) + Antenna Factor (dB/m) - Pre_Amplifier Gain (dB)

Product	ACCESS POINT	Temperature	25°C
Test Engineer	Kevin Ker	Relative Humidity	56%
Test Site	AC1	Test Date	2020/01/13
Test Mode:	802.11n-HT40 - Ant 0 + 1	Test Channel:	06
Remark:	1. Average measurement was not performed if peak level lower than average limit. 2. Other frequency was 20dB below limit line within 1-18GHz, there is not show in the report.		

Mark	Frequency (MHz)	Reading Level (dBμV)	Factor (dB)	Measure Level (dBμV/m)	Limit (dBμV/m)	Margin (dB)	Detector	Polarization
	3958.0	37.3	0.0	37.3	54.0	-16.7	Peak	Horizontal
	4893.0	38.5	3.3	41.8	54.0	-12.2	Peak	Horizontal
*	5760.0	34.4	4.9	39.3	81.5	-42.2	Peak	Horizontal
*	6423.0	33.1	7.4	40.5	81.5	-41.0	Peak	Horizontal
	3941.0	37.2	-0.1	37.1	54.0	-16.9	Peak	Vertical
	4884.5	38.0	3.3	41.3	54.0	-12.7	Peak	Vertical
*	5981.0	33.6	5.7	39.3	81.5	-42.2	Peak	Vertical
*	6593.0	34.0	8.2	42.2	81.5	-39.3	Peak	Vertical

Note 1: "*" is not in restricted band, its limit is 30dBc of the fundamental emission level (111.5dBμV/m) or 15.209 which is higher.

Note 2: Measure Level (dBμV/m) = Reading Level (dBμV) + Factor (dB)

Factor (dB) = Cable Loss (dB) + Antenna Factor (dB/m) - Pre_Amplifier Gain (dB)

Product	ACCESS POINT	Temperature	25°C
Test Engineer	Kevin Ker	Relative Humidity	56%
Test Site	AC1	Test Date	2020/01/13
Test Mode:	802.11n-HT40 - Ant 0 + 1	Test Channel:	09
Remark:	1. Average measurement was not performed if peak level lower than average limit. 2. Other frequency was 20dB below limit line within 1-18GHz, there is not show in the report.		

Mark	Frequency (MHz)	Reading Level (dBμV)	Factor (dB)	Measure Level (dBμV/m)	Limit (dBμV/m)	Margin (dB)	Detector	Polarization
	4017.5	38.0	0.2	38.2	54.0	-15.8	Peak	Horizontal
	4774.0	37.2	3.1	40.3	54.0	-13.7	Peak	Horizontal
*	5972.5	34.4	5.7	40.1	80.6	-40.5	Peak	Horizontal
*	6737.5	32.7	9.1	41.8	80.6	-38.8	Peak	Horizontal
	3932.5	36.8	-0.1	36.7	54.0	-17.3	Peak	Vertical
	4731.5	34.6	3.0	37.6	54.0	-16.4	Peak	Vertical
*	5811.0	34.5	5.1	39.6	80.6	-41.0	Peak	Vertical
*	6559.0	35.5	8.0	43.5	80.6	-37.1	Peak	Vertical

Note 1: "*" is not in restricted band, its limit is 30dBc of the fundamental emission level (110.6dBμV/m) or 15.209 which is higher.

Note 2: Measure Level (dBμV/m) = Reading Level (dBμV) + Factor (dB)

Factor (dB) = Cable Loss (dB) + Antenna Factor (dB/m) - Pre_Amplifier Gain (dB)

Product	ACCESS POINT	Temperature	25°C
Test Engineer	Kevin Ker	Relative Humidity	56%
Test Site	AC1	Test Date	2020/01/13
Test Mode:	802.11ax-HE20 - Ant 0 + 1	Test Channel:	01
Remark:	1. Average measurement was not performed if peak level lower than average limit. 2. Other frequency was 20dB below limit line within 1-18GHz, there is not show in the report.		

Mark	Frequency (MHz)	Reading Level (dBμV)	Factor (dB)	Measure Level (dBμV/m)	Limit (dBμV/m)	Margin (dB)	Detector	Polarization
	4068.5	36.1	0.4	36.5	54.0	-17.5	Peak	Horizontal
	4816.5	38.0	3.2	41.2	54.0	-12.8	Peak	Horizontal
*	5802.5	35.3	5.0	40.3	87.2	-46.9	Peak	Horizontal
*	6584.5	34.5	8.2	42.7	87.2	-44.5	Peak	Horizontal
	3890.0	38.4	-0.2	38.2	54.0	-15.8	Peak	Vertical
	4816.5	39.2	3.2	42.4	54.0	-11.6	Peak	Vertical
*	5870.5	34.4	5.3	39.7	87.2	-47.5	Peak	Vertical
*	6678.0	32.9	8.7	41.6	87.2	-45.6	Peak	Vertical

Note 1: "*" is not in restricted band, its limit is 30dBc of the fundamental emission level (117.2dBμV/m) or 15.209 which is higher.

Note 2: Measure Level (dBμV/m) = Reading Level (dBμV) + Factor (dB)

Factor (dB) = Cable Loss (dB) + Antenna Factor (dB/m) - Pre_Amplifier Gain (dB)

Product	ACCESS POINT	Temperature	25°C
Test Engineer	Kevin Ker	Relative Humidity	56%
Test Site	AC1	Test Date	2020/01/13
Test Mode:	802.11ax-HE20 - Ant 0 + 1	Test Channel:	06
Remark:	1. Average measurement was not performed if peak level lower than average limit. 2. Other frequency was 20dB below limit line within 1-18GHz, there is not show in the report.		

Mark	Frequency (MHz)	Reading Level (dBμV)	Factor (dB)	Measure Level (dBμV/m)	Limit (dBμV/m)	Margin (dB)	Detector	Polarization
	4009.0	37.3	0.1	37.4	54.0	-16.6	Peak	Horizontal
	4859.0	39.9	3.3	43.2	54.0	-10.8	Peak	Horizontal
*	5845.0	35.0	5.2	40.2	86.6	-46.4	Peak	Horizontal
*	6491.0	34.1	7.7	41.8	86.6	-44.8	Peak	Horizontal
	3898.5	36.9	-0.2	36.7	54.0	-17.3	Peak	Vertical
	4867.5	43.4	3.3	46.7	54.0	-7.3	Peak	Vertical
*	5930.0	34.4	5.5	39.9	86.6	-46.7	Peak	Vertical
*	6737.5	32.1	9.1	41.2	86.6	-45.4	Peak	Vertical

Note 1: "*" is not in restricted band, its limit is 30dBc of the fundamental emission level (116.6dBμV/m) or 15.209 which is higher.

Note 2: Measure Level (dBμV/m) = Reading Level (dBμV) + Factor (dB)

Factor (dB) = Cable Loss (dB) + Antenna Factor (dB/m) - Pre_Amplifier Gain (dB)

Product	ACCESS POINT	Temperature	25°C
Test Engineer	Kevin Ker	Relative Humidity	56%
Test Site	AC1	Test Date	2020/01/13
Test Mode:	802.11ax-HE20 - Ant 0 + 1	Test Channel:	11
Remark:	1. Average measurement was not performed if peak level lower than average limit. 2. Other frequency was 20dB below limit line within 1-18GHz, there is not show in the report.		

Mark	Frequency (MHz)	Reading Level (dBμV)	Factor (dB)	Measure Level (dBμV/m)	Limit (dBμV/m)	Margin (dB)	Detector	Polarization
	3958.0	37.6	0.0	37.6	54.0	-16.4	Peak	Horizontal
	4765.5	34.9	3.1	38.0	54.0	-16.0	Peak	Horizontal
*	5887.5	33.7	5.4	39.1	86.0	-46.9	Peak	Horizontal
*	6686.5	32.4	8.8	41.2	86.0	-44.8	Peak	Horizontal
	3890.0	37.4	-0.2	37.2	54.0	-16.8	Peak	Vertical
	4927.0	39.0	3.4	42.4	54.0	-11.6	Peak	Vertical
*	5862.0	34.6	5.3	39.9	86.0	-46.1	Peak	Vertical
*	6525.0	33.6	7.8	41.4	86.0	-44.6	Peak	Vertical

Note 1: "*" is not in restricted band, its limit is 30dBc of the fundamental emission level (116.0dBμV/m) or 15.209 which is higher.

Note 2: Measure Level (dBμV/m) = Reading Level (dBμV) + Factor (dB)

Factor (dB) = Cable Loss (dB) + Antenna Factor (dB/m) - Pre_Amplifier Gain (dB)

Product	ACCESS POINT	Temperature	25°C
Test Engineer	Kevin Ker	Relative Humidity	56%
Test Site	AC1	Test Date	2020/01/13
Test Mode:	802.11ax-HE40 - Ant 0 + 1	Test Channel:	03
Remark:	1. Average measurement was not performed if peak level lower than average limit. 2. Other frequency was 20dB below limit line within 1-18GHz, there is not show in the report.		

Mark	Frequency (MHz)	Reading Level (dBμV)	Factor (dB)	Measure Level (dBμV/m)	Limit (dBμV/m)	Margin (dB)	Detector	Polarization
	3949.5	38.1	-0.1	38.0	54.0	-16.0	Peak	Horizontal
	4697.5	35.4	2.9	38.3	54.0	-15.7	Peak	Horizontal
*	5683.5	35.0	4.6	39.6	83.6	-44.0	Peak	Horizontal
*	6380.5	33.7	7.2	40.9	83.6	-42.7	Peak	Horizontal
	4009.0	38.1	0.1	38.2	54.0	-15.8	Peak	Vertical
	4757.0	35.2	3.1	38.3	54.0	-15.7	Peak	Vertical
*	5947.0	33.6	5.6	39.2	83.6	-44.4	Peak	Vertical
*	7052.0	32.5	10.7	43.2	83.6	-40.4	Peak	Vertical

Note 1: "*" is not in restricted band, its limit is 30dBc of the fundamental emission level (113.6dBμV/m) or 15.209 which is higher.

Note 2: Measure Level (dBμV/m) = Reading Level (dBμV) + Factor (dB)

Factor (dB) = Cable Loss (dB) + Antenna Factor (dB/m) - Pre_Amplifier Gain (dB)

Product	ACCESS POINT	Temperature	25°C
Test Engineer	Kevin Ker	Relative Humidity	56%
Test Site	AC1	Test Date	2020/01/13
Test Mode:	802.11ax-HE40 - Ant 0 + 1	Test Channel:	06
Remark:	1. Average measurement was not performed if peak level lower than average limit. 2. Other frequency was 20dB below limit line within 1-18GHz, there is not show in the report.		

Mark	Frequency (MHz)	Reading Level (dBμV)	Factor (dB)	Measure Level (dBμV/m)	Limit (dBμV/m)	Margin (dB)	Detector	Polarization
	4000.5	37.8	0.1	37.9	54.0	-16.1	Peak	Horizontal
	4706.0	35.2	3.0	38.2	54.0	-15.8	Peak	Horizontal
*	5785.5	34.6	5.0	39.6	82.5	-42.9	Peak	Horizontal
*	6627.0	33.3	8.4	41.7	82.5	-40.8	Peak	Horizontal
	3890.0	37.6	-0.2	37.4	54.0	-16.6	Peak	Vertical
	4782.5	35.6	3.1	38.7	54.0	-15.3	Peak	Vertical
*	5760.0	35.1	4.9	40.0	82.5	-42.5	Peak	Vertical
*	6644.0	32.8	8.5	41.3	82.5	-41.2	Peak	Vertical

Note 1: "*" is not in restricted band, its limit is 30dBc of the fundamental emission level (112.5dBμV/m) or 15.209 which is higher.

Note 2: Measure Level (dBμV/m) = Reading Level (dBμV) + Factor (dB)

Factor (dB) = Cable Loss (dB) + Antenna Factor (dB/m) - Pre_Amplifier Gain (dB)

Product	ACCESS POINT	Temperature	25°C
Test Engineer	Kevin Ker	Relative Humidity	56%
Test Site	AC1	Test Date	2020/01/13
Test Mode:	802.11ax-HE40 - Ant 0 + 1	Test Channel:	09
Remark:	1. Average measurement was not performed if peak level lower than average limit. 2. Other frequency was 20dB below limit line within 1-18GHz, there is not show in the report.		

Mark	Frequency (MHz)	Reading Level (dBμV)	Factor (dB)	Measure Level (dBμV/m)	Limit (dBμV/m)	Margin (dB)	Detector	Polarization
	3915.5	36.1	-0.1	36.0	54.0	-18.0	Peak	Horizontal
	4706.0	36.0	3.0	39.0	54.0	-15.0	Peak	Horizontal
*	5819.5	34.8	5.1	39.9	81.9	-42.0	Peak	Horizontal
*	6644.0	33.0	8.5	41.5	81.9	-40.4	Peak	Horizontal
	3949.5	36.9	-0.1	36.8	54.0	-17.2	Peak	Vertical
	4689.0	35.6	2.9	38.5	54.0	-15.5	Peak	Vertical
*	6023.5	33.8	5.9	39.7	81.9	-42.2	Peak	Vertical
*	6576.0	34.2	8.1	42.3	81.9	-39.6	Peak	Vertical

Note 1: "*" is not in restricted band, its limit is 30dBc of the fundamental emission level (111.9dBμV/m) or 15.209 which is higher.

Note 2: Measure Level (dBμV/m) = Reading Level (dBμV) + Factor (dB)

Factor (dB) = Cable Loss (dB) + Antenna Factor (dB/m) - Pre_Amplifier Gain (dB)

The Worst Case of Radiated Emission below 1GHz:

Site: AC1	Time: 2020/03/21 - 17:18
Limit: FCC_Part 15.209_RE(3m)	Engineer: Buter Shi
Probe: TW VULB 9162 30MHz-8GHz_2019	Polarity: Horizontal
EUT: ACCESS POINT 2.4G	Power: By PoE
Note: There is the worst case within frequency range 30MHz~1GHz.	

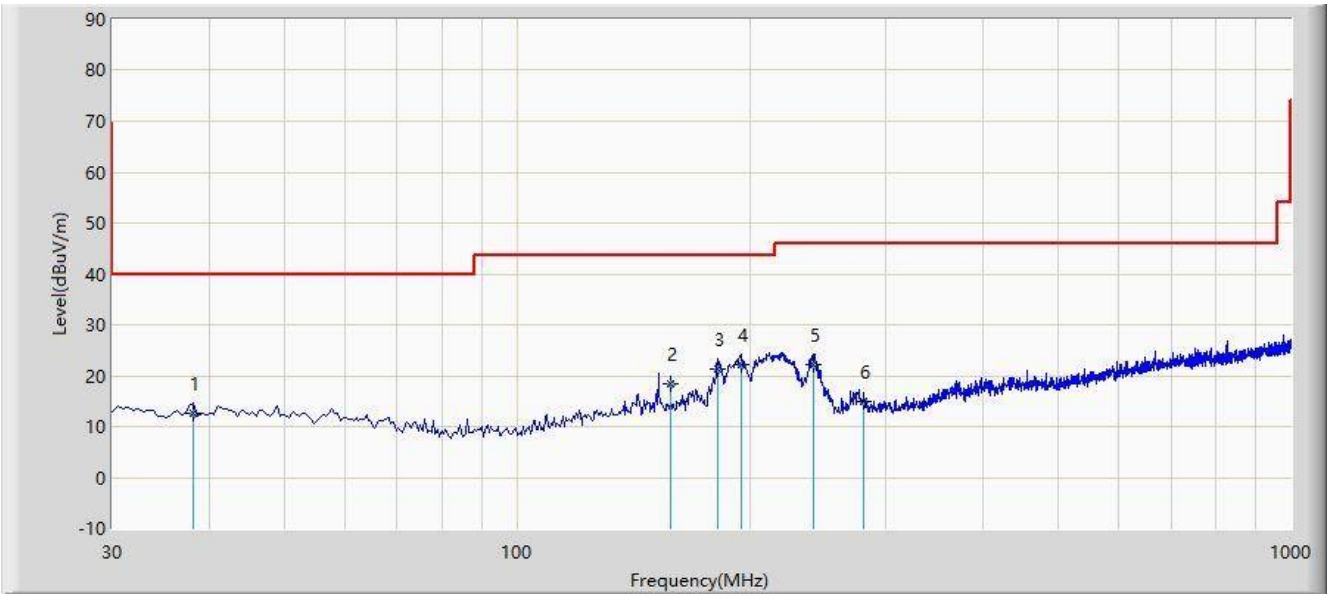

No	Flag	Mark	Frequency (MHz)	Measure Level (dBuV/m)	Reading Level (dBuV)	Margin (dB)	Limit (dBuV/m)	Factor (dB)	Type
1			38.238	12.728	-7.354	-27.272	40.000	20.082	QP
2			158.148	18.535	2.482	-24.965	43.500	16.053	QP
3			181.795	21.165	3.627	-22.335	43.500	17.538	QP
4		*	194.861	22.107	3.278	-21.393	43.500	18.829	QP
5			241.431	22.095	1.845	-23.905	46.000	20.250	QP
6			280.694	14.798	-6.254	-31.202	46.000	21.052	QP

Note 1: Measure Level (dBμV/m) = Reading Level (dBμV) + Factor (dB)

Factor (dB) = Cable Loss (dB) + Antenna Factor (dB/m)

Note 2: The test trace is same as the ambient noise and the amplitude of the emissions are attenuated more than 20dB below the permissible (the test frequency range: 9kHz ~ 30MHz, 18GHz ~ 25GHz), therefore no data appear in the report.

Site: AC1	Time: 2020/03/21 - 17:19
Limit: FCC_Part 15.209_RE(3m)	Engineer: Buter Shi
Probe: TW VULB 9162 30MHz-8GHz_2019	Polarity: Vertical
EUT: ACCESS POINT 2.4G	Power: By PoE
Note: There is the worst case within frequency range 30MHz~1GHz.	

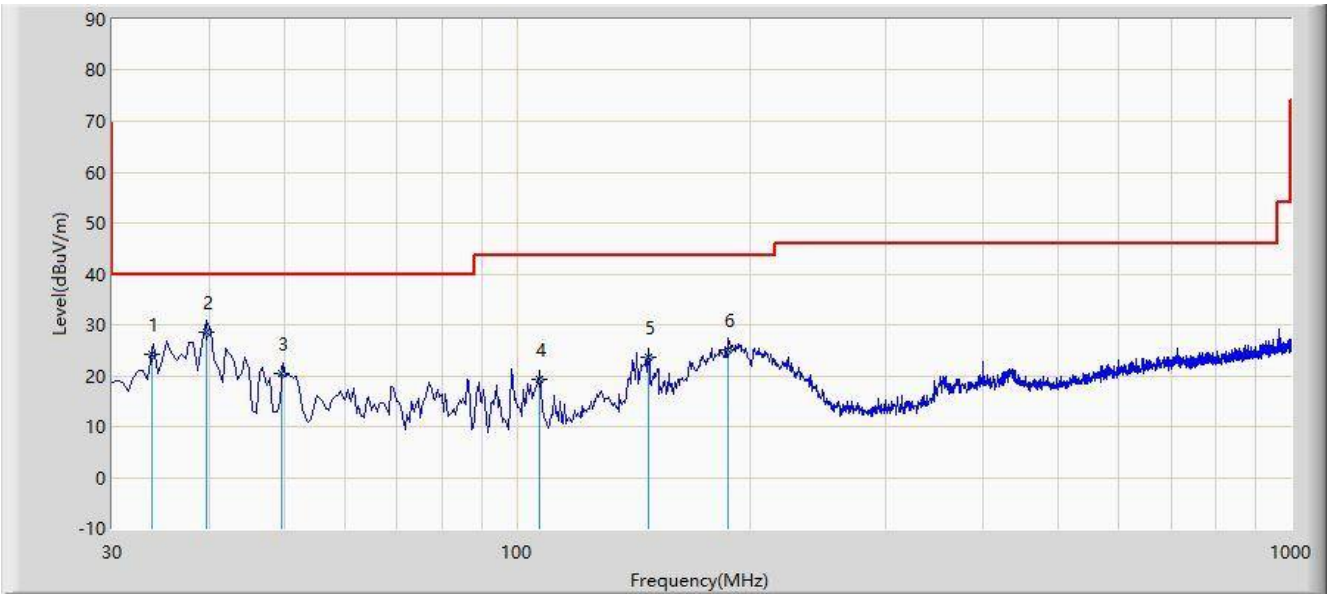

No	Flag	Mark	Frequency (MHz)	Measure Level (dBuV/m)	Reading Level (dBuV)	Margin (dB)	Limit (dBuV/m)	Factor (dB)	Type
1			33.816	24.212	5.438	-15.788	40.000	18.774	QP
2		*	39.681	28.692	8.136	-11.308	40.000	20.556	QP
3			49.723	20.418	-1.186	-19.582	40.000	21.603	QP
4			107.105	19.146	0.158	-24.354	43.500	18.987	QP
5			147.813	23.653	7.954	-19.847	43.500	15.698	QP
6			187.578	25.217	6.850	-18.283	43.500	18.367	QP

Note 1: Measure Level (dBμV/m) = Reading Level (dBμV) + Factor (dB)

Factor (dB) = Cable Loss (dB) + Antenna Factor (dB/m)

Note 2: The test trace is same as the ambient noise and the amplitude of the emissions are attenuated more than 20dB below the permissible (the test frequency range: 9kHz ~ 30MHz, 18GHz ~ 25GHz), therefore no data appear in the report.

The Worst Case of Radiated Emission above 1GHz:

Site: AC1	Time: 2020/02/24 - 17:14
Limit: FCC_Part15.209_RSE(3m)	Engineer: Kevin Ker
Probe: BBHA 9120D_1-18GHz	Polarity: Horizontal
EUT: ACCESS POINT (APEX0575)	Power: By PoE
Test Mode: Transmit by 802.11g at Channel 2462MHz	

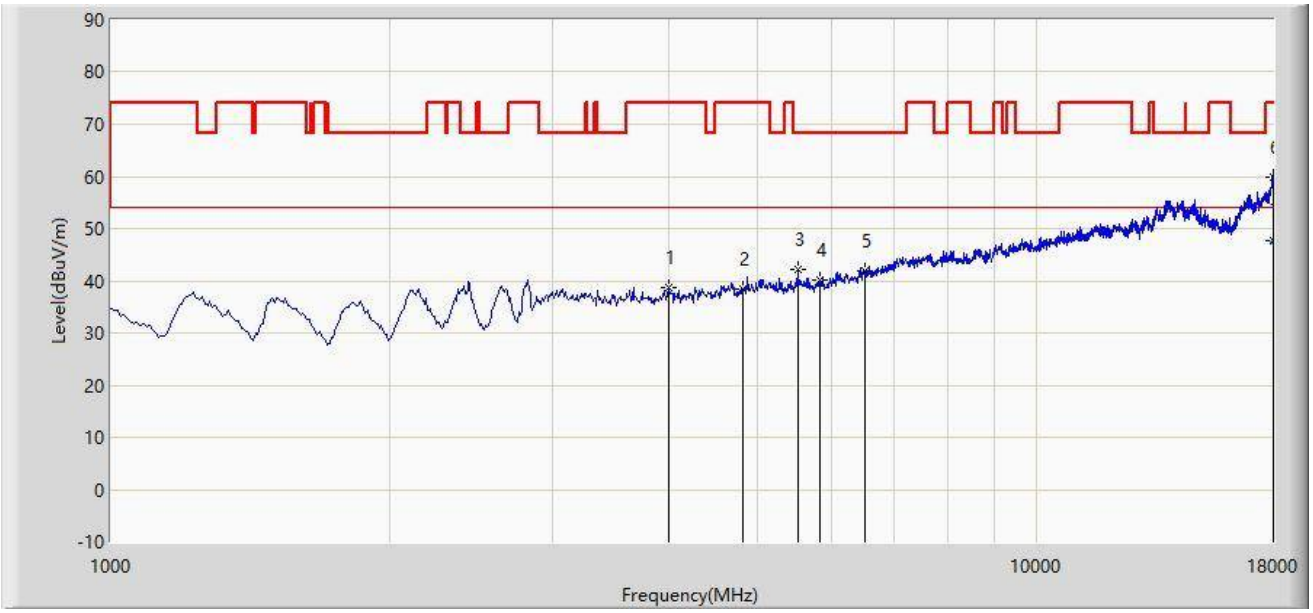

No	Flag	Mark	Frequency (MHz)	Measure Level (dBuV/m)	Reading Level (dBuV)	Margin (dB)	Limit (dBuV/m)	Factor (dB)	Type
1			4000.500	38.696	38.605	-35.304	74.000	0.090	PK
2			4816.500	38.412	35.229	-35.588	74.000	3.183	PK
3			5522.000	42.106	38.151	-26.094	68.200	3.955	PK
4			5836.500	40.236	35.074	-27.964	68.200	5.163	PK
5			6525.000	41.911	34.071	-26.289	68.200	7.840	PK
6			18000.000	59.927	28.457	-14.073	74.000	31.470	PK
7		*	18000.000	47.660	16.190	-6.340	54.000	31.470	AV

Note 1: Measure Level (dBμV/m) = Reading Level (dBμV) + Factor (dB)

Factor (dB) = Cable Loss (dB) + Antenna Factor (dB/m)

Note 2: The amplitude of spurious emissions (frequency range 9kHz ~ 30MHz, 18GHz ~ 25GHz) is that proximity to ambient noise, which also are attenuated more than 20 dB below the permissible value. Therefore, the data is not presented in the report.

Site: AC1	Time: 2020/02/24 - 17:15
Limit: FCC_Part15.209_RSE(3m)	Engineer: Kevin Ker
Probe: BBHA 9120D_1-18GHz	Polarity: Vertical
EUT: ACCESS POINT (APEX0575)	Power: By PoE
Test Mode: Transmit by 802.11g at Channel 2462MHz	

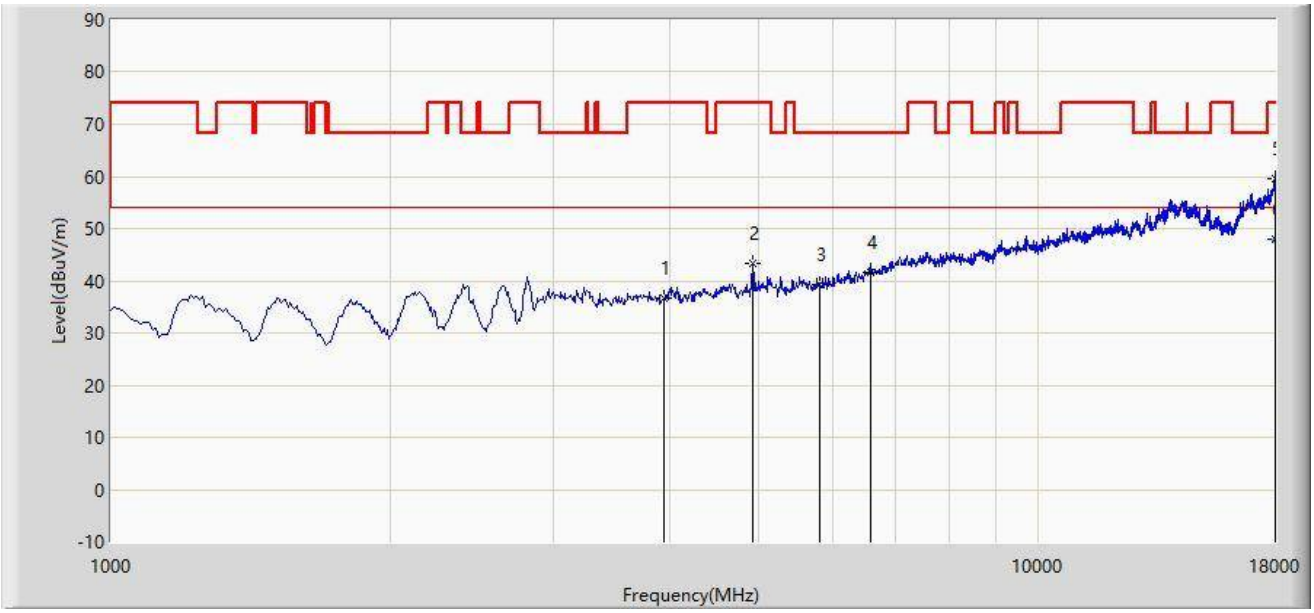

No	Flag	Mark	Frequency (MHz)	Measure Level (dBuV/m)	Reading Level (dBuV)	Margin (dB)	Limit (dBuV/m)	Factor (dB)	Type
1			3949.500	36.582	36.635	-37.418	74.000	-0.053	PK
2			4918.500	43.376	39.989	-30.624	74.000	3.387	PK
3			5811.000	39.275	34.211	-28.925	68.200	5.064	PK
4			6601.500	41.705	33.420	-26.495	68.200	8.285	PK
5			18000.000	59.646	28.176	-14.354	74.000	31.470	PK
6		*	18000.000	47.850	16.380	-6.150	54.000	31.470	AV

Note 1: Measure Level (dBμV/m) = Reading Level (dBμV) + Factor (dB)

Factor (dB) = Cable Loss (dB) + Antenna Factor (dB/m)

Note 2: The amplitude of spurious emissions (frequency range 9kHz ~ 30MHz, 18GHz ~ 25GHz) is that proximity to ambient noise, which also are attenuated more than 20 dB below the permissible value. Therefore, the data is not presented in the report.

3. Radiated Restricted Band Edge Measurement Test Result

Site: AC1	Time: 2020/01/13 - 18:24
Limit: FCC_Part 15.209_RE(3m)	Engineer: Kevin Ker
Probe: BBHA 9120D_1-18GHz_2019	Polarity: Horizontal
EUT: ACCESS POINT	Power: By PoE
Test Mode: Transmit by 802.11b at Channel 2412MHz	

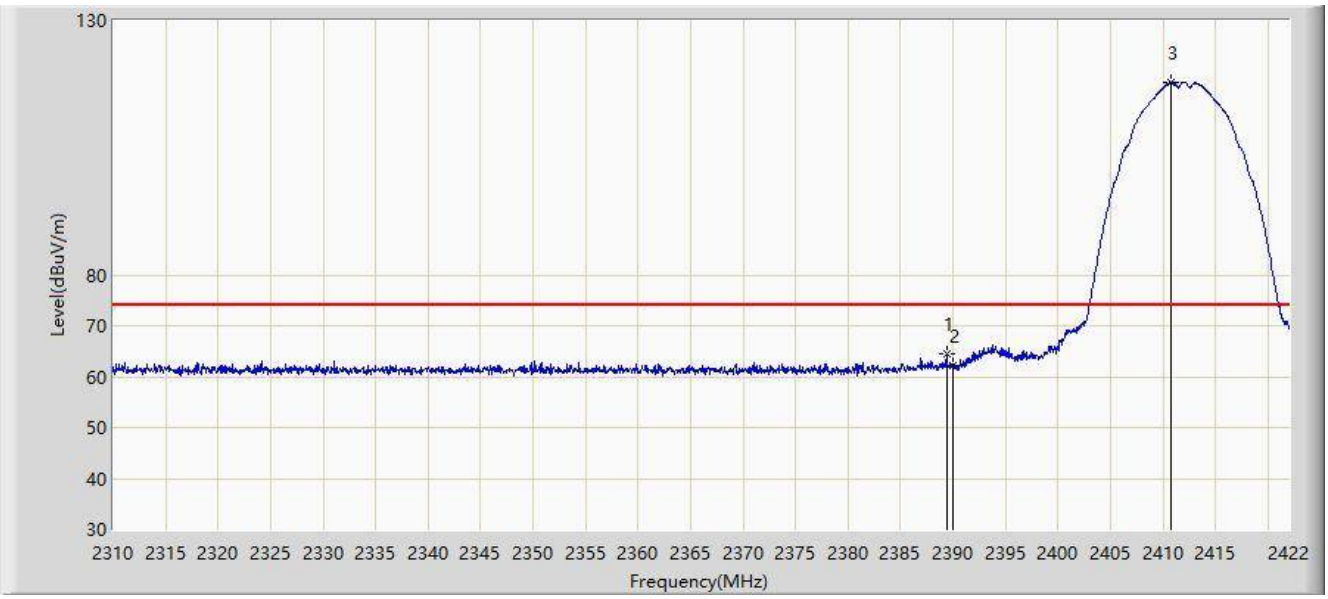

No	Flag	Mark	Frequency (MHz)	Measure Level (dBuV/m)	Reading Level (dBuV)	Margin (dB)	Limit (dBuV/m)	Factor (dB)	Type
1			2389.408	64.575	32.303	-9.425	74.000	32.271	PK
2			2390.000	62.245	29.971	-11.755	74.000	32.274	PK
3		*	2410.744	117.733	85.364	N/A	N/A	32.369	PK

Note: Measure Level (dBµV/m) = Reading Level (dBµV) + Factor (dB)

Factor (dB) = Cable Loss (dB) + Antenna Factor (dB/m).

Site: AC1	Time: 2020/01/13 - 18:25
Limit: FCC_Part 15.209_RE(3m)	Engineer: Kevin Ker
Probe: BBHA 9120D_1-18GHz_2019	Polarity: Horizontal
EUT: ACCESS POINT	Power: By PoE
Test Mode: Transmit by 802.11b at Channel 2412MHz	

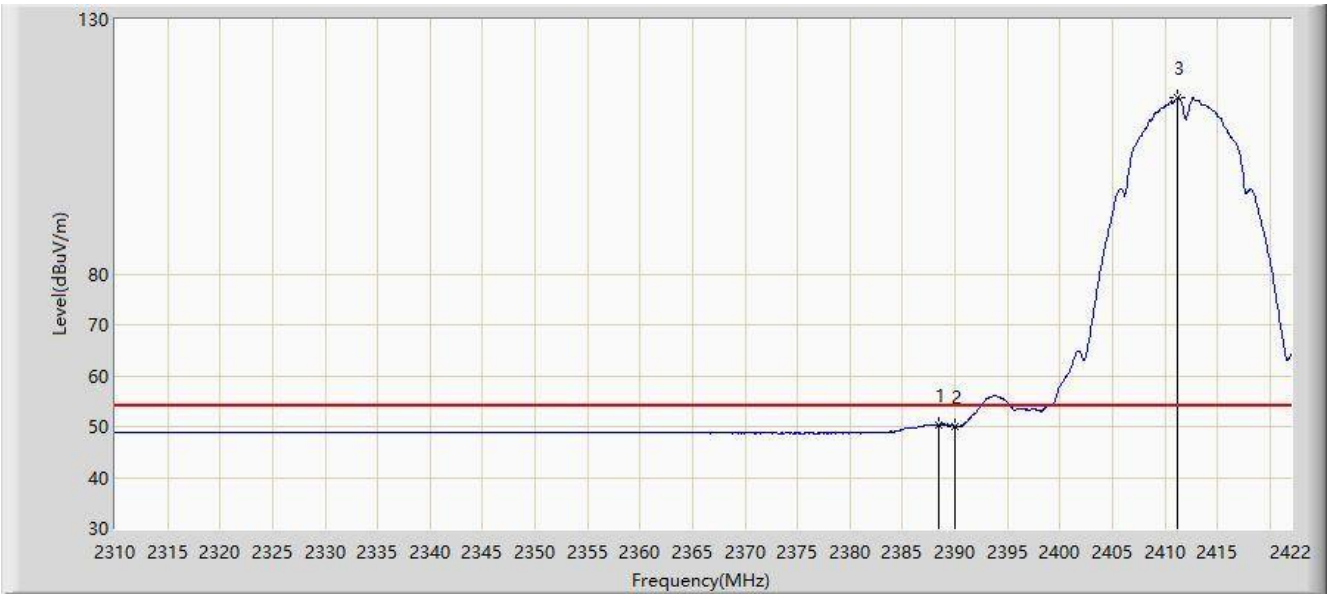

No	Flag	Mark	Frequency (MHz)	Measure Level (dBuV/m)	Reading Level (dBuV)	Margin (dB)	Limit (dBuV/m)	Factor (dB)	Type
1			2388.512	50.395	18.127	-3.605	54.000	32.267	AV
2			2390.000	49.985	17.711	-4.015	54.000	32.274	AV
3	X	*	2411.192	114.629	82.258	N/A	N/A	32.371	AV

Note: Measure Level (dBµV/m) = Reading Level (dBµV) + Factor (dB)

Factor (dB) = Cable Loss (dB) + Antenna Factor (dB/m).

Site: AC1	Time: 2020/01/13 - 18:13
Limit: FCC_Part 15.209_RE(3m)	Engineer: Kevin Ker
Probe: BBHA 9120D_1-18GHz_2019	Polarity: Vertical
EUT: ACCESS POINT	Power: By PoE
Test Mode: Transmit by 802.11b at Channel 2412MHz	

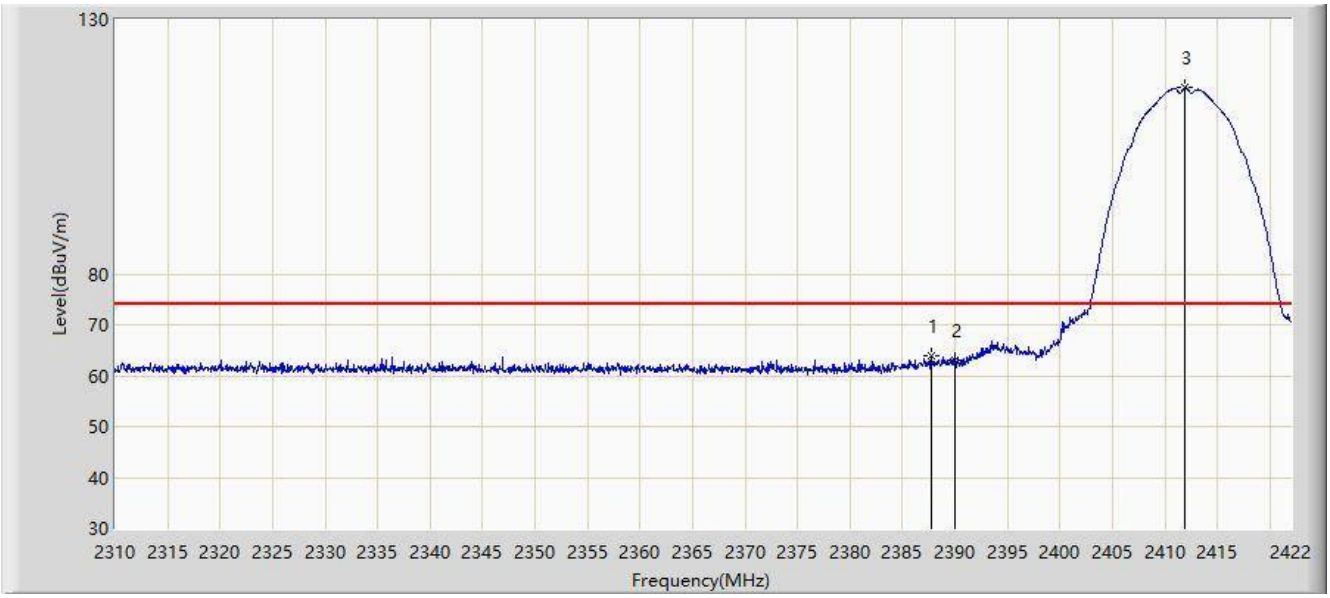

No	Flag	Mark	Frequency (MHz)	Measure Level (dBuV/m)	Reading Level (dBuV)	Margin (dB)	Limit (dBuV/m)	Factor (dB)	Type
1			2387.728	63.877	31.613	-10.123	74.000	32.264	PK
2			2390.000	62.980	30.706	-11.020	74.000	32.274	PK
3		*	2411.864	116.536	84.162	N/A	N/A	32.374	PK

Note: Measure Level (dBµV/m) = Reading Level (dBµV) + Factor (dB)

Factor (dB) = Cable Loss (dB) + Antenna Factor (dB/m).

Site: AC1	Time: 2020/01/13 - 18:20
Limit: FCC_Part 15.209_RE(3m)	Engineer: Kevin Ker
Probe: BBHA 9120D_1-18GHz_2019	Polarity: Vertical
EUT: ACCESS POINT	Power: By PoE
Test Mode: Transmit by 802.11b at Channel 2412MHz	

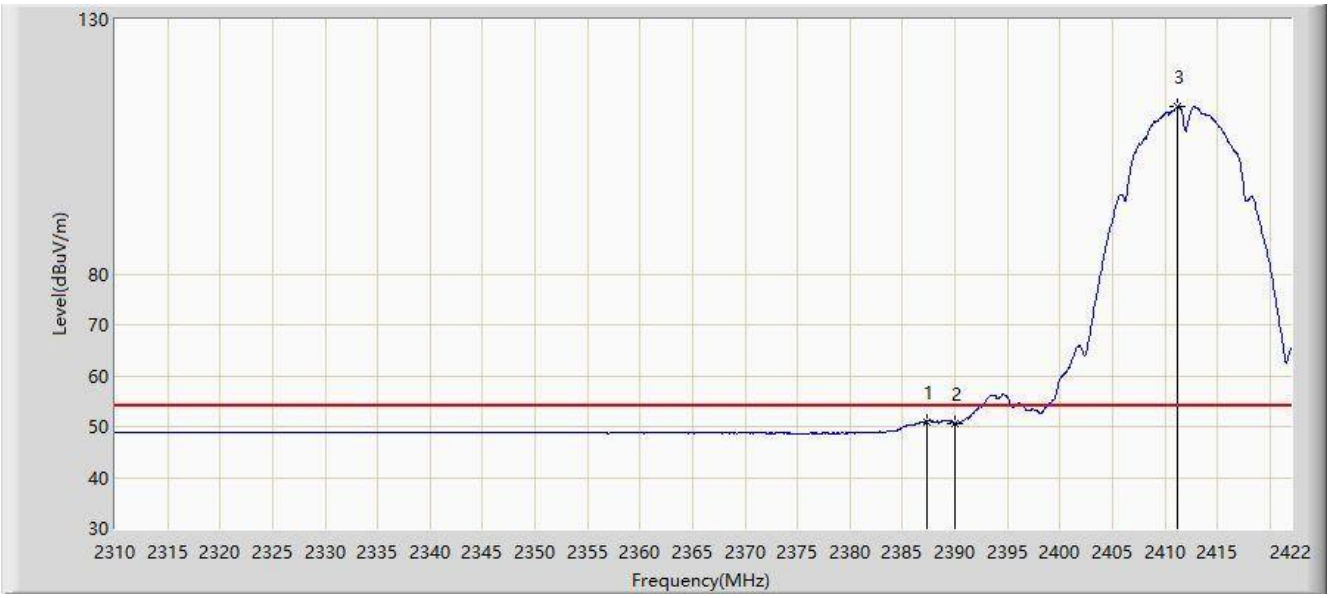

No	Flag	Mark	Frequency (MHz)	Measure Level (dBuV/m)	Reading Level (dBuV)	Margin (dB)	Limit (dBuV/m)	Factor (dB)	Type
1			2387.336	50.993	18.731	-3.007	54.000	32.262	AV
2			2390.000	50.603	18.329	-3.397	54.000	32.274	AV
3	X	*	2411.136	112.847	80.477	N/A	N/A	32.370	AV

Note: Measure Level (dBµV/m) = Reading Level (dBµV) + Factor (dB)

Factor (dB) = Cable Loss (dB) + Antenna Factor (dB/m).

Site: AC1	Time: 2020/01/13 - 18:30
Limit: FCC_Part 15.209_RE(3m)	Engineer: Kevin Ker
Probe: BBHA 9120D_1-18GHz_2019	Polarity: Horizontal
EUT: ACCESS POINT	Power: By PoE
Test Mode: Transmit by 802.11b at Channel 2462MHz	

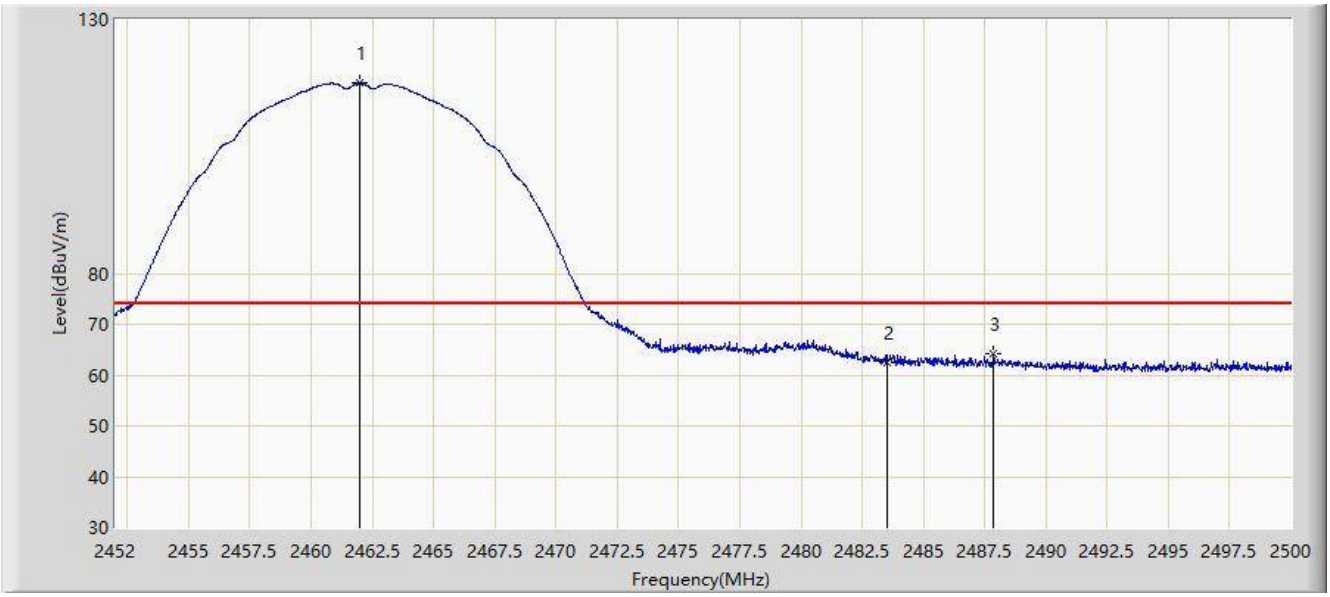

No	Flag	Mark	Frequency (MHz)	Measure Level (dBuV/m)	Reading Level (dBuV)	Margin (dB)	Limit (dBuV/m)	Factor (dB)	Type
1		*	2461.984	117.507	84.902	N/A	N/A	32.605	PK
2			2483.500	62.440	29.736	-11.560	74.000	32.704	PK
3			2487.856	64.289	31.565	-9.711	74.000	32.724	PK

Note: Measure Level (dBµV/m) = Reading Level (dBµV) + Factor (dB)

Factor (dB) = Cable Loss (dB) + Antenna Factor (dB/m).

Site: AC1	Time: 2020/01/13 - 18:32
Limit: FCC_Part 15.209_RE(3m)	Engineer: Kevin Ker
Probe: BBHA 9120D_1-18GHz_2019	Polarity: Horizontal
EUT: ACCESS POINT	Power: By PoE
Test Mode: Transmit by 802.11b at Channel 2462MHz	

No	Flag	Mark	Frequency (MHz)	Measure Level (dBuV/m)	Reading Level (dBuV)	Margin (dB)	Limit (dBuV/m)	Factor (dB)	Type
1	X	*	2461.240	114.170	81.568	N/A	N/A	32.601	AV
2			2483.500	50.706	18.002	-3.294	54.000	32.704	AV

Note: Measure Level (dBµV/m) = Reading Level (dBµV) + Factor (dB)

Factor (dB) = Cable Loss (dB) + Antenna Factor (dB/m).

Site: AC1	Time: 2020/01/13 - 18:27
Limit: FCC_Part 15.209_RE(3m)	Engineer: Kevin Ker
Probe: BBHA 9120D_1-18GHz_2019	Polarity: Vertical
EUT: ACCESS POINT	Power: By PoE
Test Mode: Transmit by 802.11b at Channel 2462MHz	

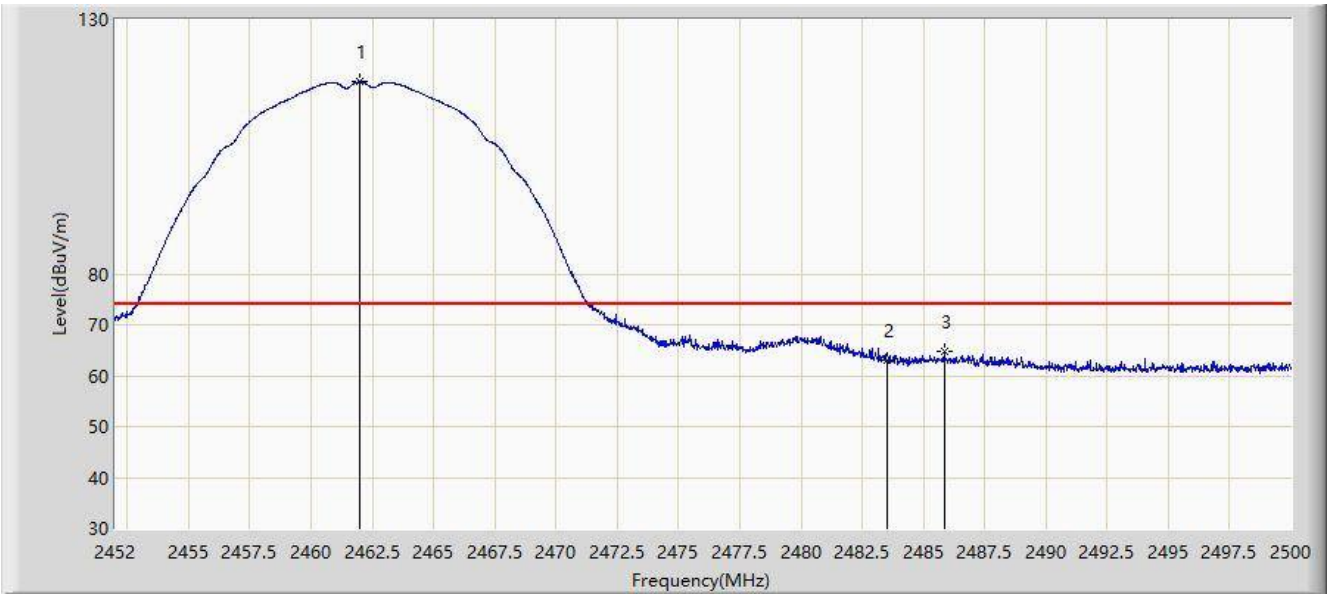

No	Flag	Mark	Frequency (MHz)	Measure Level (dBuV/m)	Reading Level (dBuV)	Margin (dB)	Limit (dBuV/m)	Factor (dB)	Type
1		*	2461.984	117.759	85.154	N/A	N/A	32.605	PK
2			2483.500	63.165	30.461	-10.835	74.000	32.704	PK
3			2485.864	64.847	32.132	-9.153	74.000	32.715	PK

Note: Measure Level (dBµV/m) = Reading Level (dBµV) + Factor (dB)

Factor (dB) = Cable Loss (dB) + Antenna Factor (dB/m).

Site: AC1	Time: 2020/01/13 - 18:29
Limit: FCC_Part 15.209_RE(3m)	Engineer: Kevin Ker
Probe: BBHA 9120D_1-18GHz_2019	Polarity: Vertical
EUT: ACCESS POINT	Power: By PoE
Test Mode: Transmit by 802.11b at Channel 2462MHz	

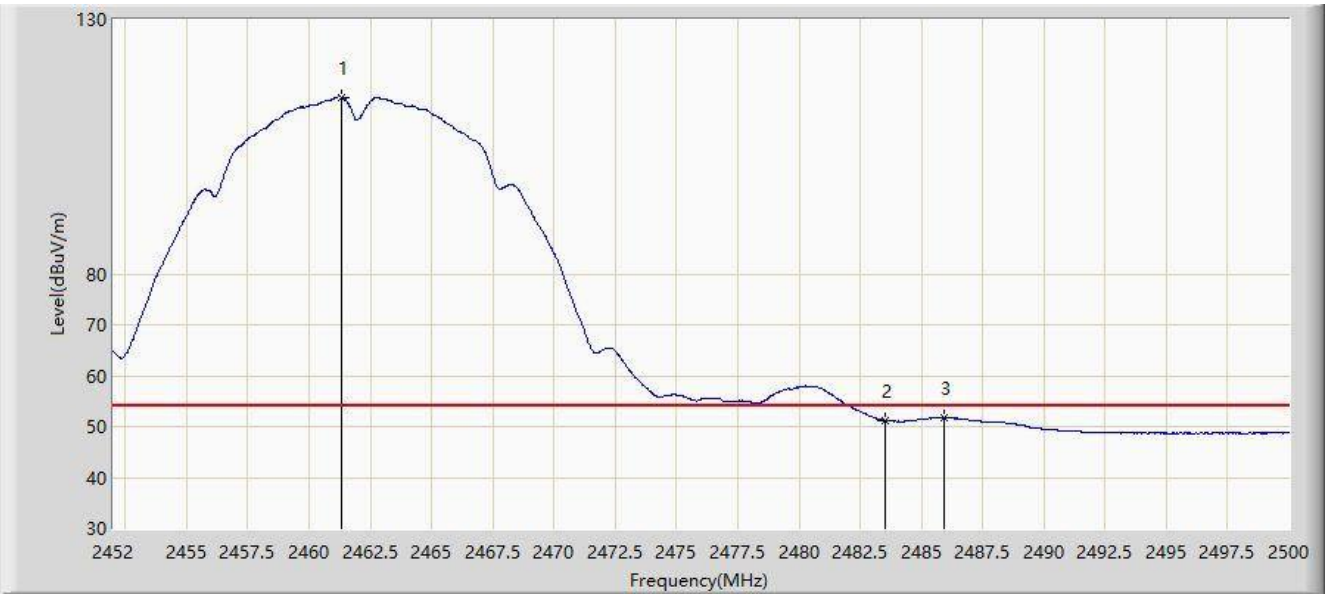

No	Flag	Mark	Frequency (MHz)	Measure Level (dBuV/m)	Reading Level (dBuV)	Margin (dB)	Limit (dBuV/m)	Factor (dB)	Type
1	X	*	2461.312	114.765	82.163	N/A	N/A	32.603	AV
2			2483.500	51.203	18.499	-2.797	54.000	32.704	AV
3			2485.936	51.609	18.893	-2.391	54.000	32.715	AV

Note: Measure Level (dBµV/m) = Reading Level (dBµV) + Factor (dB)

Factor (dB) = Cable Loss (dB) + Antenna Factor (dB/m).

Site: AC1	Time: 2020/01/13 - 18:46
Limit: FCC_Part 15.209_RE(3m)	Engineer: Kevin Ker
Probe: BBHA 9120D_1-18GHz_2019	Polarity: Horizontal
EUT: ACCESS POINT	Power: By PoE
Test Mode: Transmit by 802.11g at Channel 2412MHz	

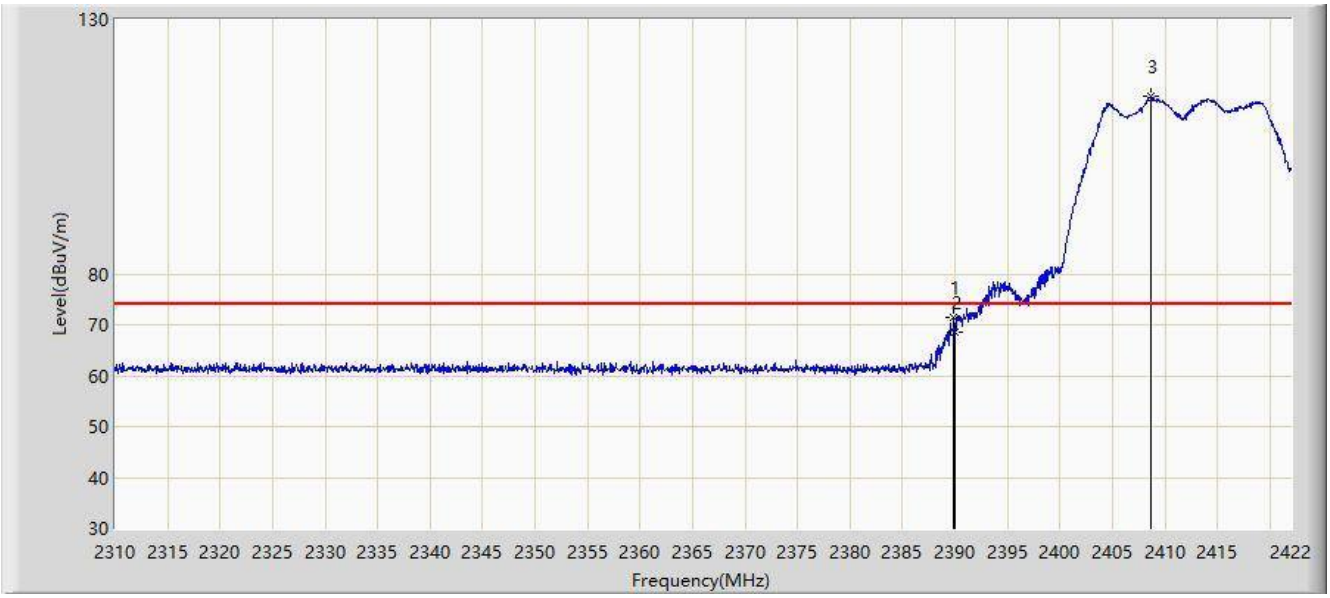

No	Flag	Mark	Frequency (MHz)	Measure Level (dBuV/m)	Reading Level (dBuV)	Margin (dB)	Limit (dBuV/m)	Factor (dB)	Type
1			2389.912	71.338	39.064	-2.662	74.000	32.274	PK
2			2390.000	68.627	36.353	-5.373	74.000	32.274	PK
3		*	2408.728	114.835	82.475	N/A	N/A	32.359	PK

Note: Measure Level (dBµV/m) = Reading Level (dBµV) + Factor (dB)

Factor (dB) = Cable Loss (dB) + Antenna Factor (dB/m).

Site: AC1	Time: 2020/01/13 - 18:47
Limit: FCC_Part 15.209_RE(3m)	Engineer: Kevin Ker
Probe: BBHA 9120D_1-18GHz_2019	Polarity: Horizontal
EUT: ACCESS POINT	Power: By PoE
Test Mode: Transmit by 802.11g at Channel 2412MHz	

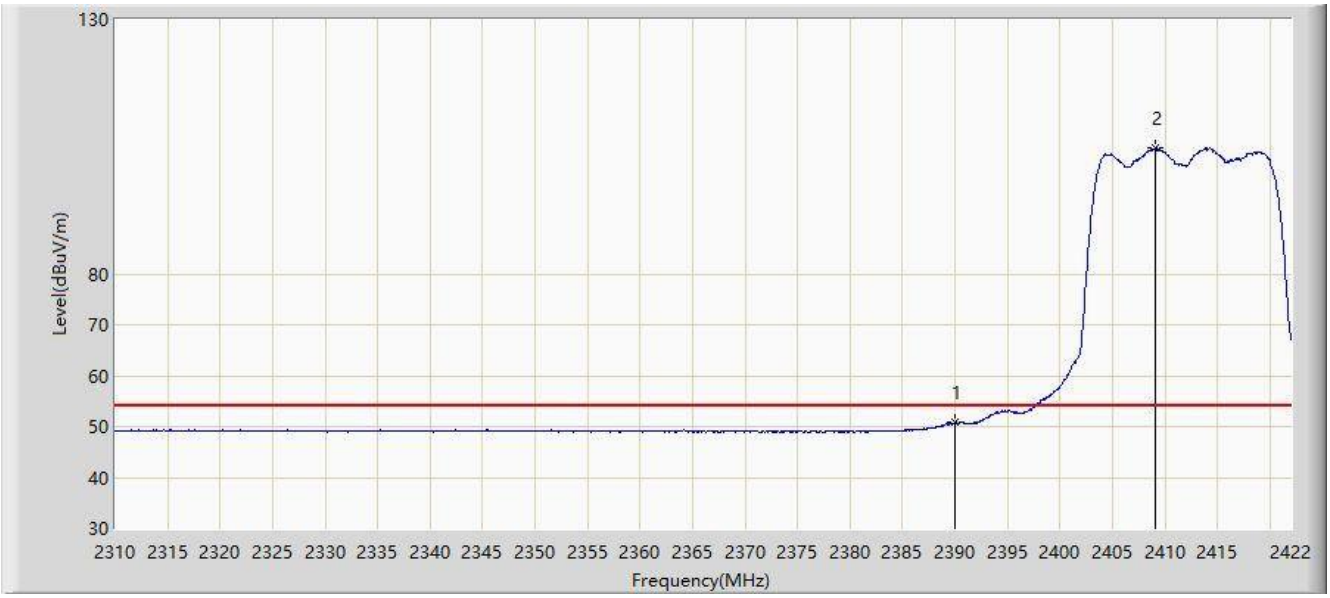

No	Flag	Mark	Frequency (MHz)	Measure Level (dBuV/m)	Reading Level (dBuV)	Margin (dB)	Limit (dBuV/m)	Factor (dB)	Type
1			2390.000	50.727	18.453	-3.273	54.000	32.274	AV
2		*	2409.064	104.714	72.353	N/A	N/A	32.362	AV

Note: Measure Level (dBµV/m) = Reading Level (dBµV) + Factor (dB)

Factor (dB) = Cable Loss (dB) + Antenna Factor (dB/m).

Site: AC1	Time: 2020/01/13 - 18:42
Limit: FCC_Part 15.209_RE(3m)	Engineer: Kevin Ker
Probe: BBHA 9120D_1-18GHz_2019	Polarity: Vertical
EUT: ACCESS POINT	Power: By PoE
Test Mode: Transmit by 802.11g at Channel 2412MHz	

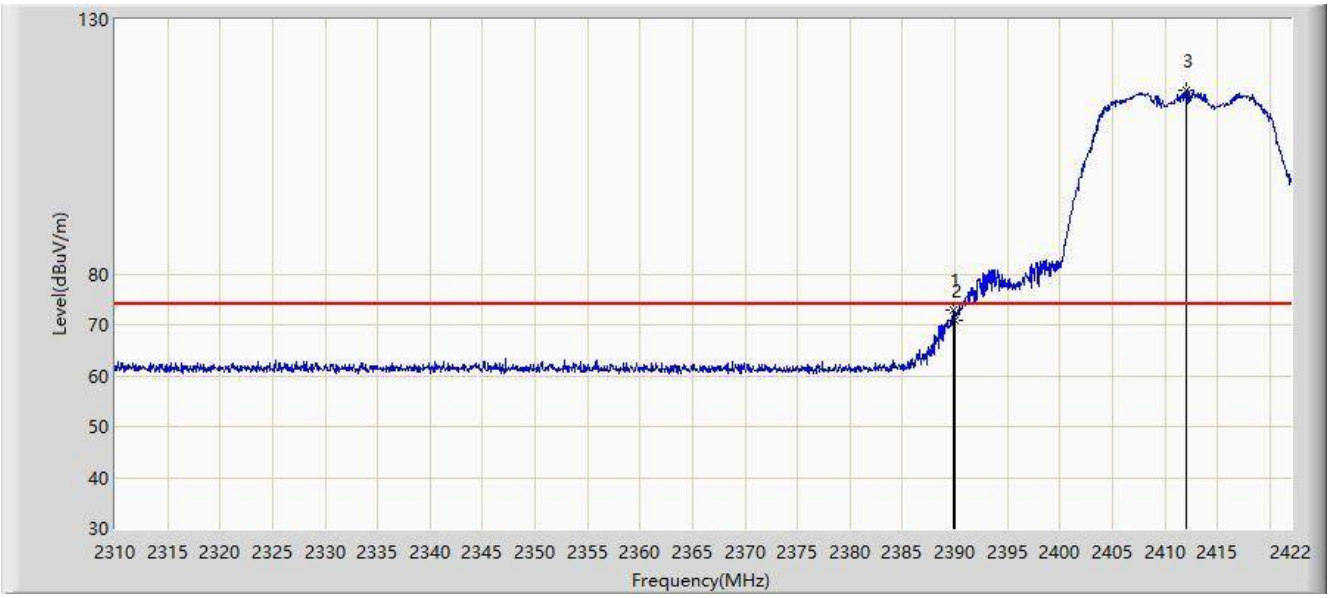

No	Flag	Mark	Frequency (MHz)	Measure Level (dBuV/m)	Reading Level (dBuV)	Margin (dB)	Limit (dBuV/m)	Factor (dB)	Type
1			2389.800	72.796	40.522	-1.204	74.000	32.274	PK
2			2390.000	70.840	38.566	-3.160	74.000	32.274	PK
3		*	2411.976	116.137	83.763	N/A	N/A	32.374	PK

Note: Measure Level (dBµV/m) = Reading Level (dBµV) + Factor (dB)

Factor (dB) = Cable Loss (dB) + Antenna Factor (dB/m).

Site: AC1	Time: 2020/01/13 - 18:45
Limit: FCC_Part 15.209_RE(3m)	Engineer: Kevin Ker
Probe: BBHA 9120D_1-18GHz_2019	Polarity: Vertical
EUT: ACCESS POINT	Power: By PoE
Test Mode: Transmit by 802.11g at Channel 2412MHz	

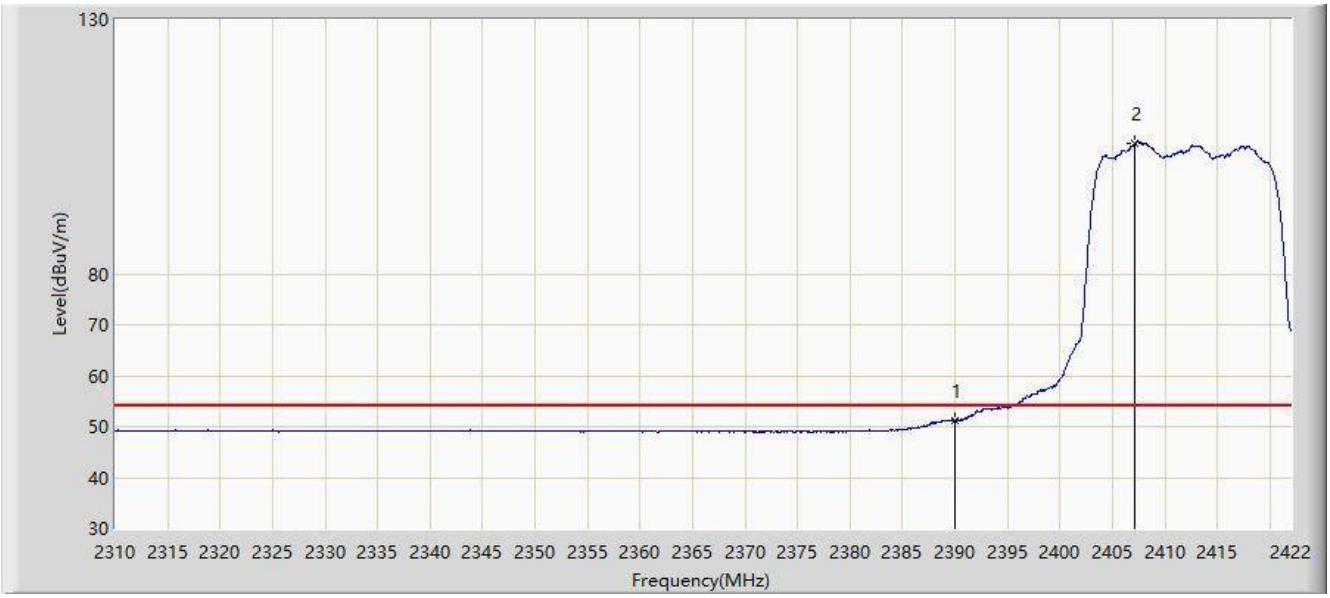

No	Flag	Mark	Frequency (MHz)	Measure Level (dBuV/m)	Reading Level (dBuV)	Margin (dB)	Limit (dBuV/m)	Factor (dB)	Type
1			2390.000	51.121	18.847	-2.879	54.000	32.274	AV
2		*	2407.160	105.722	73.370	N/A	N/A	32.352	AV

Note: Measure Level (dBµV/m) = Reading Level (dBµV) + Factor (dB)

Factor (dB) = Cable Loss (dB) + Antenna Factor (dB/m).

Site: AC1	Time: 2020/01/13 - 19:03
Limit: FCC_Part 15.209_RE(3m)	Engineer: Kevin Ker
Probe: BBHA 9120D_1-18GHz_2019	Polarity: Horizontal
EUT: ACCESS POINT	Power: By PoE
Test Mode: Transmit by 802.11g at Channel 2462MHz	

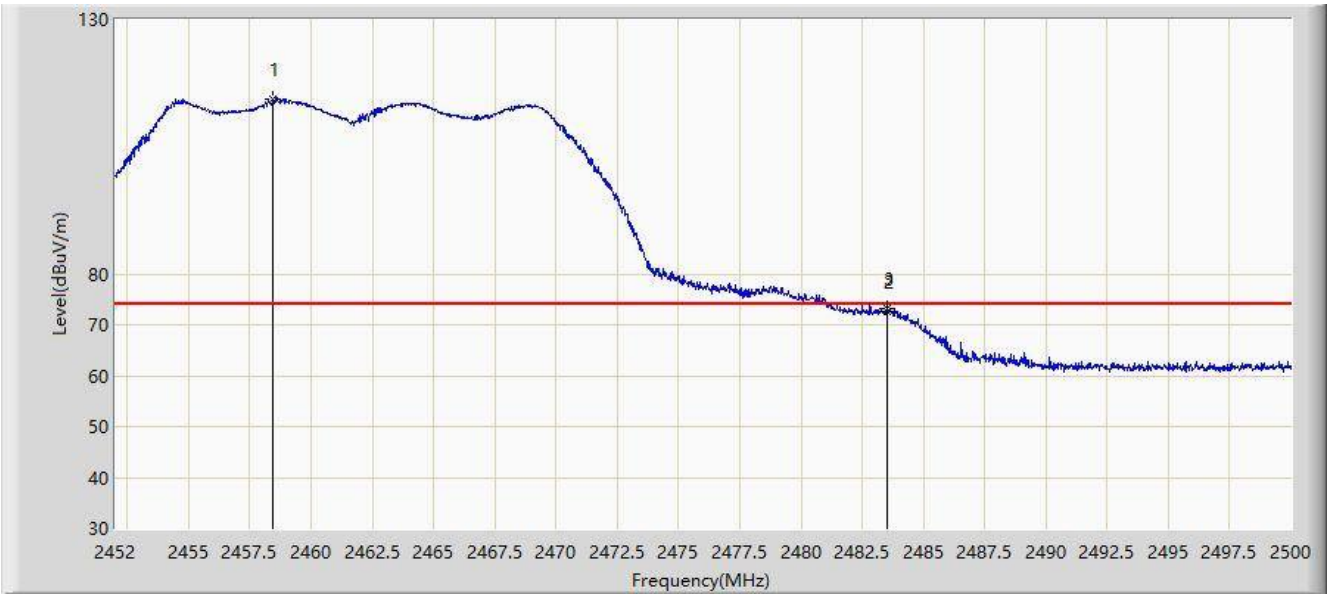

No	Flag	Mark	Frequency (MHz)	Measure Level (dBuV/m)	Reading Level (dBuV)	Margin (dB)	Limit (dBuV/m)	Factor (dB)	Type
1		*	2458.456	114.330	81.741	N/A	N/A	32.589	PK
2			2483.500	72.624	39.920	-1.376	74.000	32.704	PK
3			2483.536	73.250	40.545	-0.750	74.000	32.704	PK

Note: Measure Level (dBµV/m) = Reading Level (dBµV) + Factor (dB)

Factor (dB) = Cable Loss (dB) + Antenna Factor (dB/m).

Site: AC1	Time: 2020/01/13 - 19:06
Limit: FCC_Part 15.209_RE(3m)	Engineer: Kevin Ker
Probe: BBHA 9120D_1-18GHz_2019	Polarity: Horizontal
EUT: ACCESS POINT	Power: By PoE
Test Mode: Transmit by 802.11g at Channel 2462MHz	

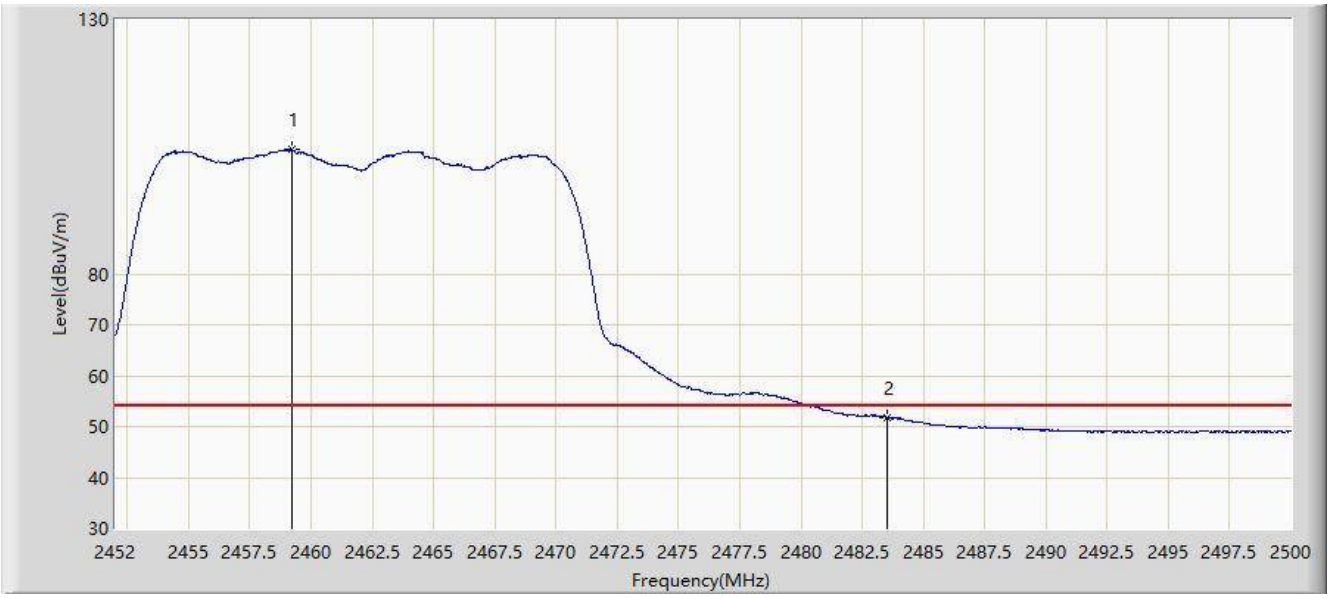

No	Flag	Mark	Frequency (MHz)	Measure Level (dBuV/m)	Reading Level (dBuV)	Margin (dB)	Limit (dBuV/m)	Factor (dB)	Type
1		*	2459.200	104.383	71.790	N/A	N/A	32.592	AV
2			2483.500	51.876	19.172	-2.124	54.000	32.704	AV

Note: Measure Level (dBµV/m) = Reading Level (dBµV) + Factor (dB)

Factor (dB) = Cable Loss (dB) + Antenna Factor (dB/m).

Site: AC1	Time: 2020/01/13 - 19:00
Limit: FCC_Part 15.209_RE(3m)	Engineer: Kevin Ker
Probe: BBHA 9120D_1-18GHz_2019	Polarity: Vertical
EUT: ACCESS POINT	Power: By PoE
Test Mode: Transmit by 802.11g at Channel 2462MHz	

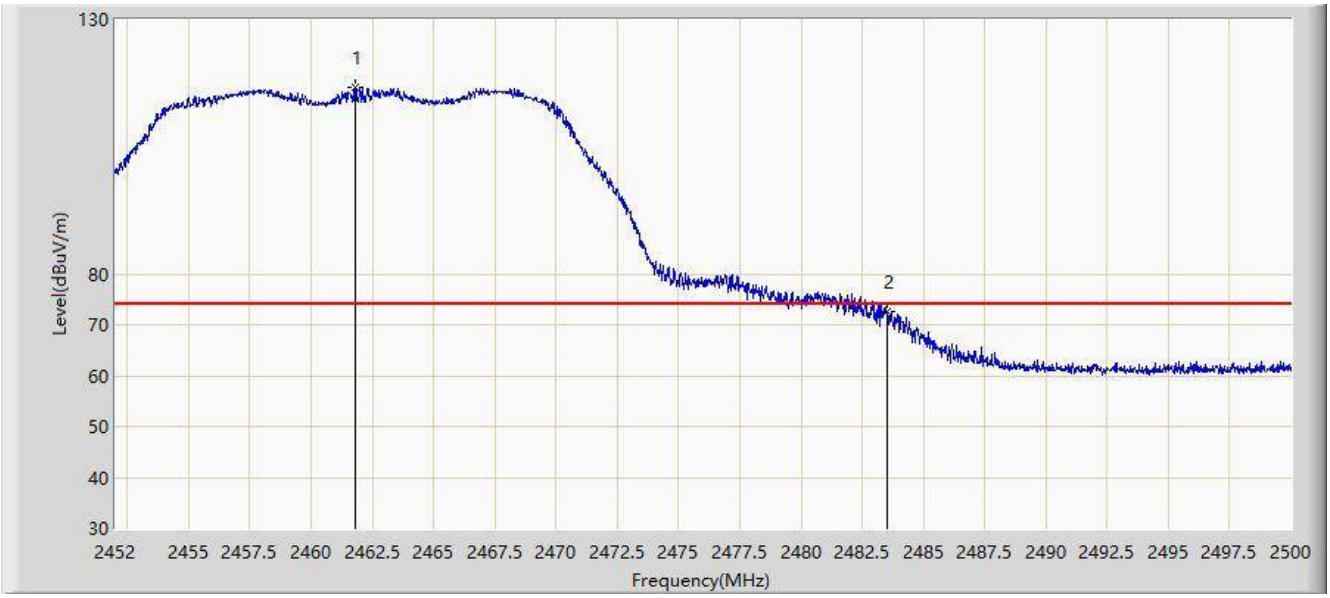

No	Flag	Mark	Frequency (MHz)	Measure Level (dBuV/m)	Reading Level (dBuV)	Margin (dB)	Limit (dBuV/m)	Factor (dB)	Type
1		*	2461.792	116.642	84.038	N/A	N/A	32.604	PK
2			2483.500	72.524	39.820	-1.476	74.000	32.704	PK

Note: Measure Level (dBµV/m) = Reading Level (dBµV) + Factor (dB)

Factor (dB) = Cable Loss (dB) + Antenna Factor (dB/m).

Site: AC1	Time: 2020/01/13 - 19:02
Limit: FCC_Part 15.209_RE(3m)	Engineer: Kevin Ker
Probe: BBHA 9120D_1-18GHz_2019	Polarity: Vertical
EUT: ACCESS POINT	Power: By PoE
Test Mode: Transmit by 802.11g at Channel 2462MHz	

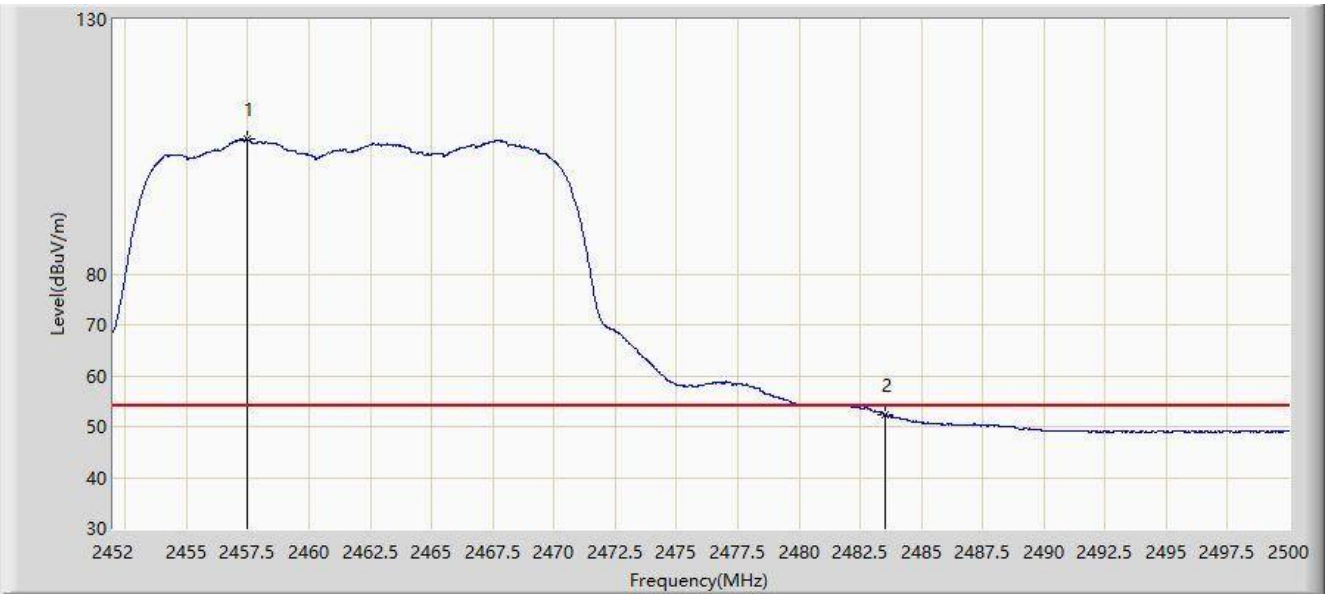

No	Flag	Mark	Frequency (MHz)	Measure Level (dBuV/m)	Reading Level (dBuV)	Margin (dB)	Limit (dBuV/m)	Factor (dB)	Type
1		*	2457.496	106.436	73.851	N/A	N/A	32.585	AV
2			2483.500	52.290	19.586	-1.710	54.000	32.704	AV

Note: Measure Level (dBµV/m) = Reading Level (dBµV) + Factor (dB)

Factor (dB) = Cable Loss (dB) + Antenna Factor (dB/m).

Site: AC1	Time: 2020/02/24 - 11:23
Limit: FCC_Part 15.209_RE(3m)	Engineer: Kevin Ker
Probe: BBHA 9120D_1-18GHz_2019	Polarity: Horizontal
EUT: ACCESS POINT	Power: By PoE
Test Mode: Transmit by 802.11n-HT20 at Channel 2412MHz	

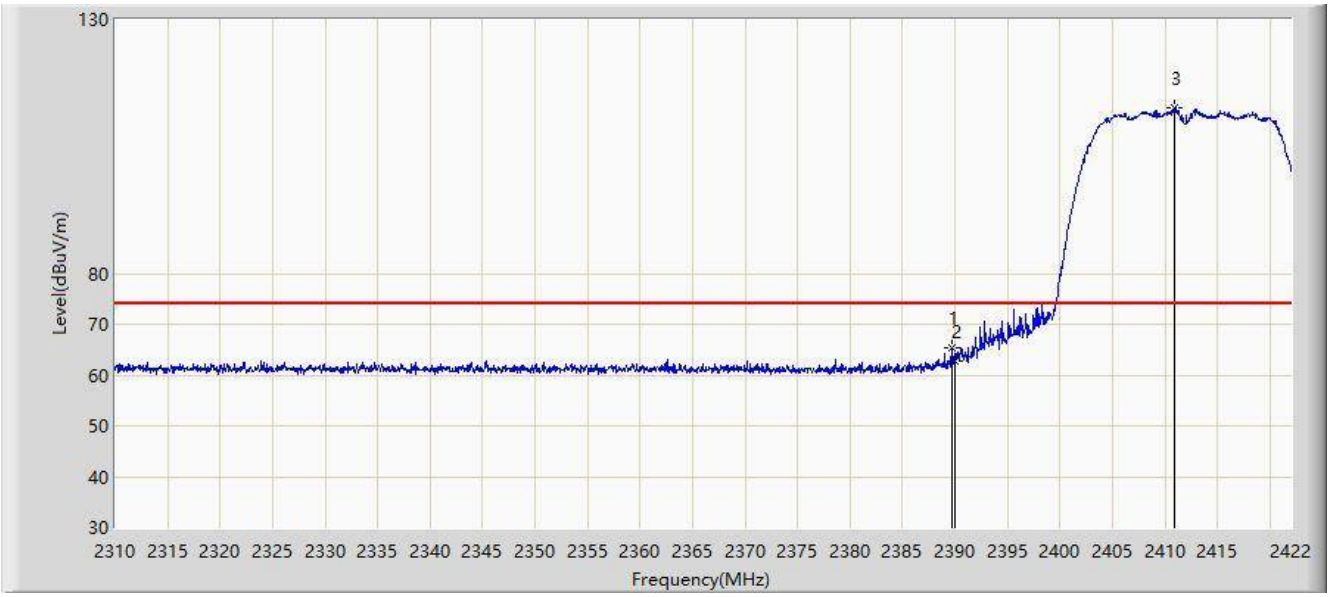

No	Flag	Mark	Frequency (MHz)	Measure Level (dBuV/m)	Reading Level (dBuV)	Margin (dB)	Limit (dBuV/m)	Factor (dB)	Type
1			2389.688	65.335	33.062	-8.665	74.000	32.273	PK
2			2390.000	62.722	30.448	-11.278	74.000	32.274	PK
3		*	2410.968	112.541	80.171	N/A	N/A	32.370	PK

Note: Measure Level (dBµV/m) = Reading Level (dBµV) + Factor (dB)

Factor (dB) = Cable Loss (dB) + Antenna Factor (dB/m).

Site: AC1	Time: 2020/02/24 - 11:33
Limit: FCC_Part 15.209_RE(3m)	Engineer: Kevin Ker
Probe: BBHA 9120D_1-18GHz_2019	Polarity: Horizontal
EUT: ACCESS POINT	Power: By PoE
Test Mode: Transmit by 802.11n-HT20 at Channel 2412MHz	

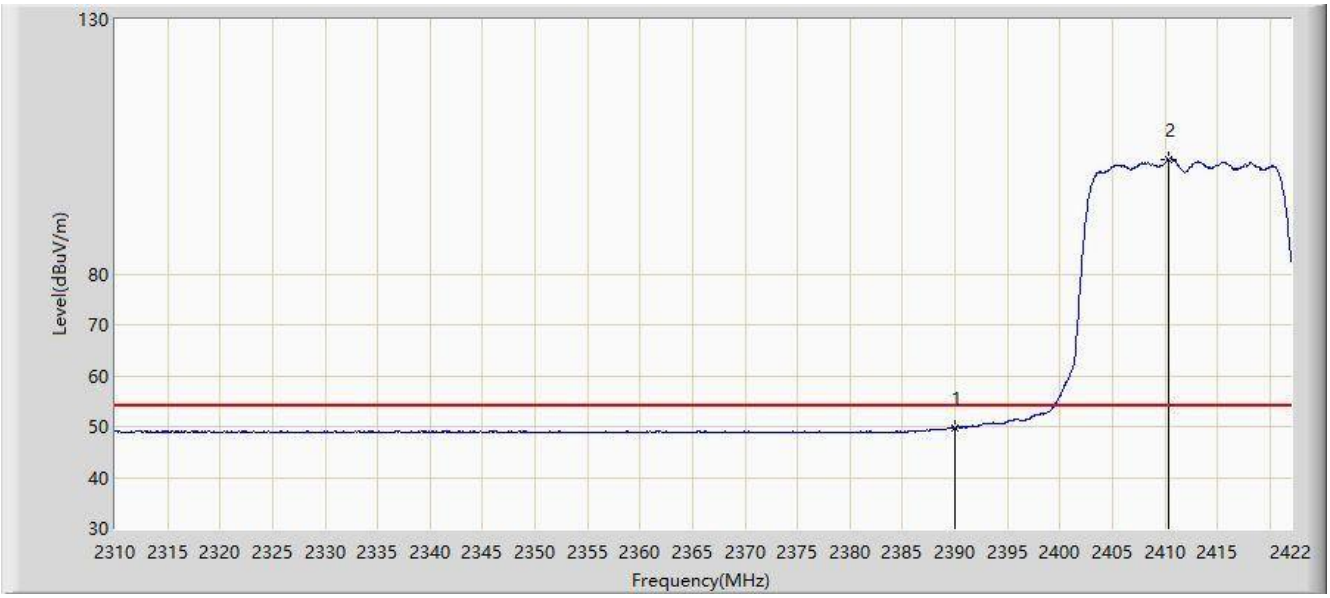

No	Flag	Mark	Frequency (MHz)	Measure Level (dBuV/m)	Reading Level (dBuV)	Margin (dB)	Limit (dBuV/m)	Factor (dB)	Type
1			2390.000	49.766	17.492	-4.234	54.000	32.274	AV
2		*	2410.408	102.605	70.238	N/A	N/A	32.367	AV

Note: Measure Level (dBµV/m) = Reading Level (dBµV) + Factor (dB)

Factor (dB) = Cable Loss (dB) + Antenna Factor (dB/m).

Site: AC1	Time: 2020/02/24 - 11:38
Limit: FCC_Part 15.209_RE(3m)	Engineer: Kevin Ker
Probe: BBHA 9120D_1-18GHz_2019	Polarity: Vertical
EUT: ACCESS POINT	Power: By PoE
Test Mode: Transmit by 802.11n-HT20 at Channel 2412MHz	

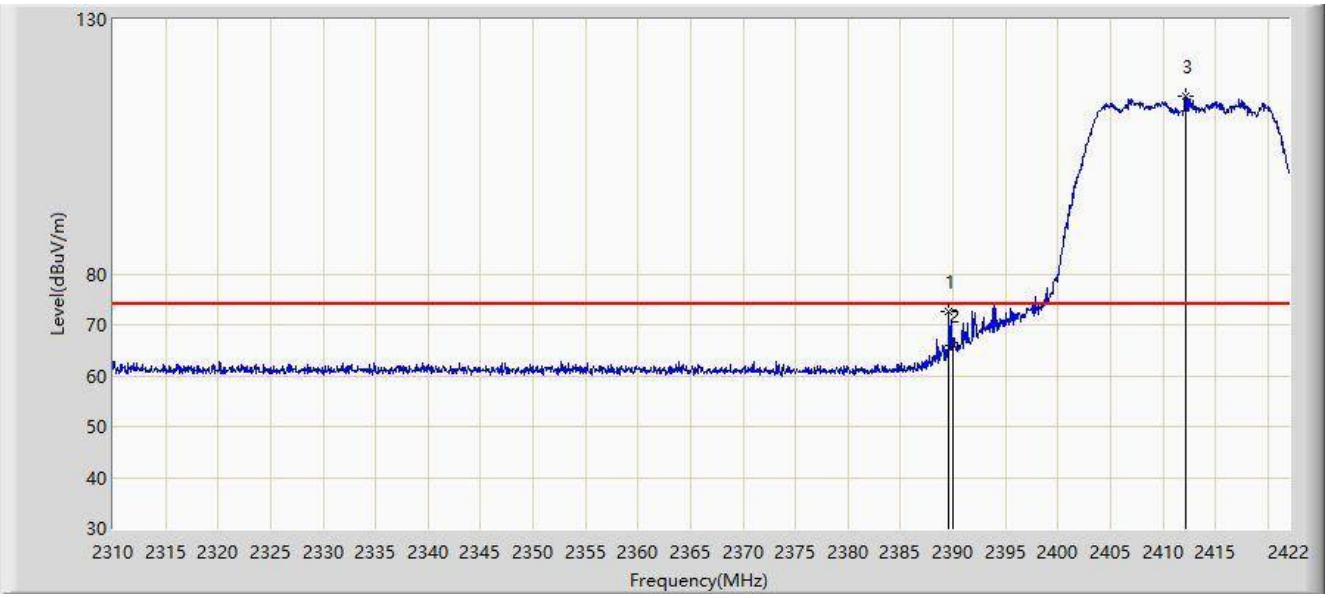

No	Flag	Mark	Frequency (MHz)	Measure Level (dBuV/m)	Reading Level (dBuV)	Margin (dB)	Limit (dBuV/m)	Factor (dB)	Type
1			2389.576	72.613	40.341	-1.387	74.000	32.273	PK
2			2390.000	65.983	33.709	-8.017	74.000	32.274	PK
3		*	2412.144	114.960	82.585	N/A	N/A	32.375	PK

Note: Measure Level (dBµV/m) = Reading Level (dBµV) + Factor (dB)

Factor (dB) = Cable Loss (dB) + Antenna Factor (dB/m).

Site: AC1	Time: 2020/02/24 - 11:40
Limit: FCC_Part 15.209_RE(3m)	Engineer: Kevin Ker
Probe: BBHA 9120D_1-18GHz_2019	Polarity: Vertical
EUT: ACCESS POINT	Power: By PoE
Test Mode: Transmit by 802.11n-HT20 at Channel 2412MHz	

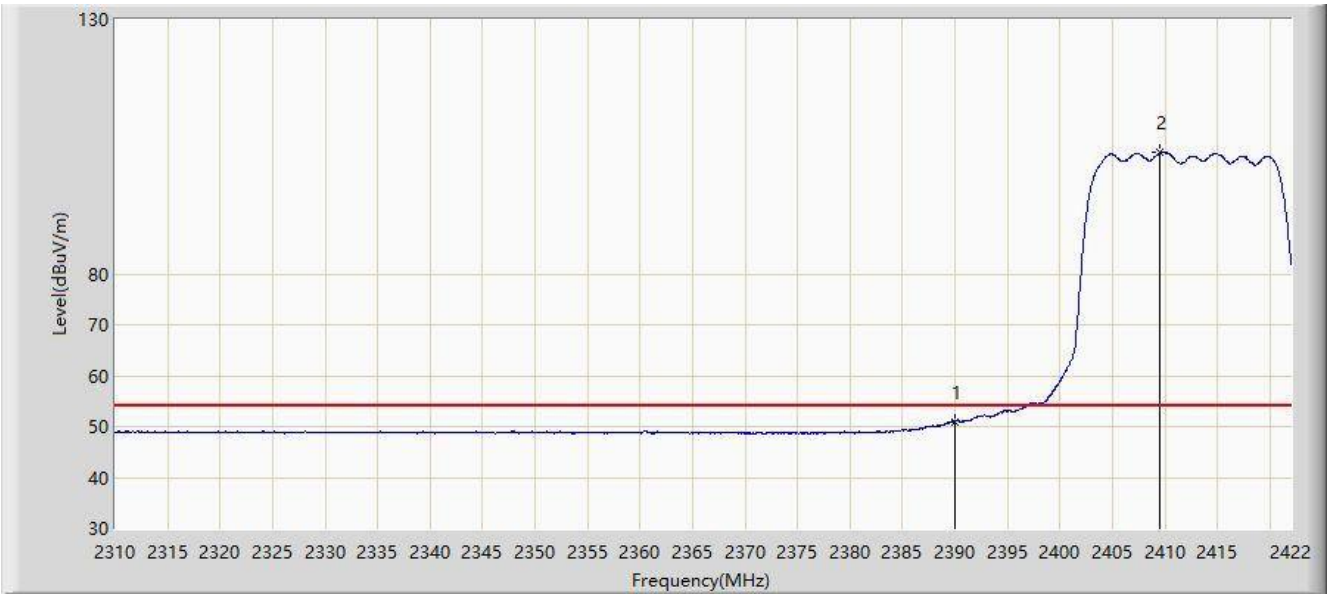

No	Flag	Mark	Frequency (MHz)	Measure Level (dBuV/m)	Reading Level (dBuV)	Margin (dB)	Limit (dBuV/m)	Factor (dB)	Type
1			2390.000	51.011	18.737	-2.989	54.000	32.274	AV
2		*	2409.568	103.795	71.432	N/A	N/A	32.363	AV

Note: Measure Level (dBµV/m) = Reading Level (dBµV) + Factor (dB)

Factor (dB) = Cable Loss (dB) + Antenna Factor (dB/m).

Site: AC1	Time: 2020/02/24 - 11:42
Limit: FCC_Part 15.209_RE(3m)	Engineer: Kevin Ker
Probe: BBHA 9120D_1-18GHz_2019	Polarity: Horizontal
EUT: ACCESS POINT	Power: By PoE
Test Mode: Transmit by 802.11n-HT20 at Channel 2462MHz	

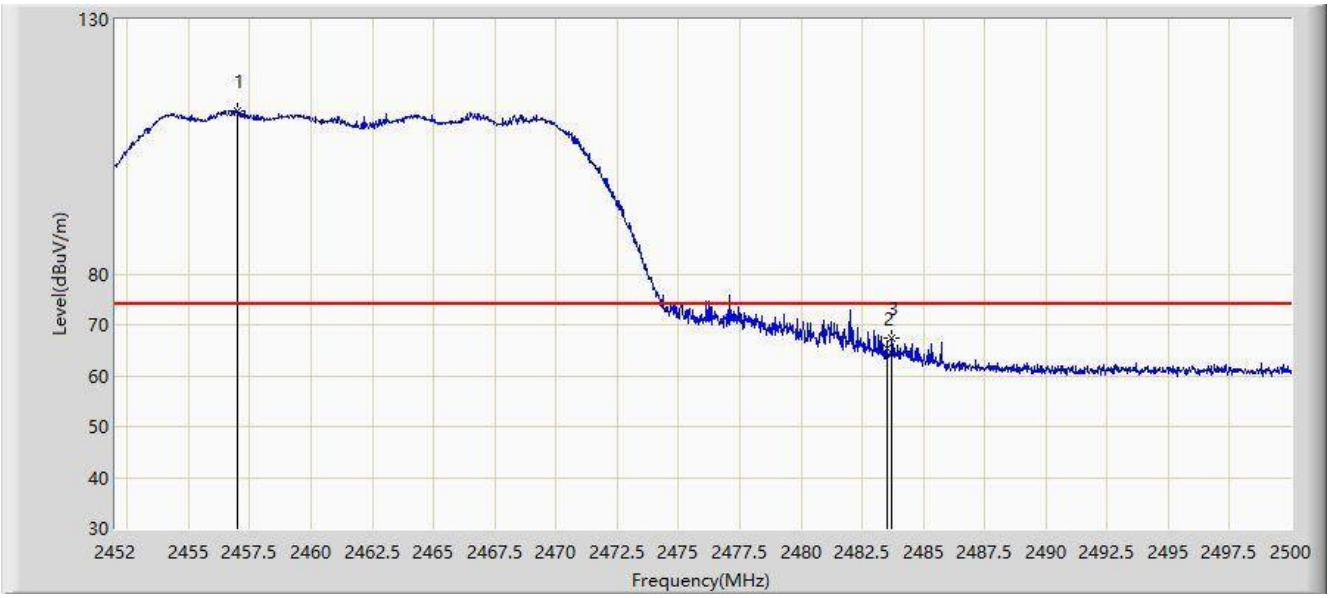

No	Flag	Mark	Frequency (MHz)	Measure Level (dBuV/m)	Reading Level (dBuV)	Margin (dB)	Limit (dBuV/m)	Factor (dB)	Type
1		*	2456.968	111.908	79.326	N/A	N/A	32.582	PK
2			2483.500	65.286	32.582	-8.714	74.000	32.704	PK
3			2483.728	67.338	34.632	-6.662	74.000	32.706	PK

Note: Measure Level (dBµV/m) = Reading Level (dBµV) + Factor (dB)

Factor (dB) = Cable Loss (dB) + Antenna Factor (dB/m).

Site: AC1	Time: 2020/02/24 - 11:44
Limit: FCC_Part 15.209_RE(3m)	Engineer: Kevin Ker
Probe: BBHA 9120D_1-18GHz_2019	Polarity: Horizontal
EUT: ACCESS POINT	Power: By PoE
Test Mode: Transmit by 802.11n-HT20 at Channel 2462MHz	

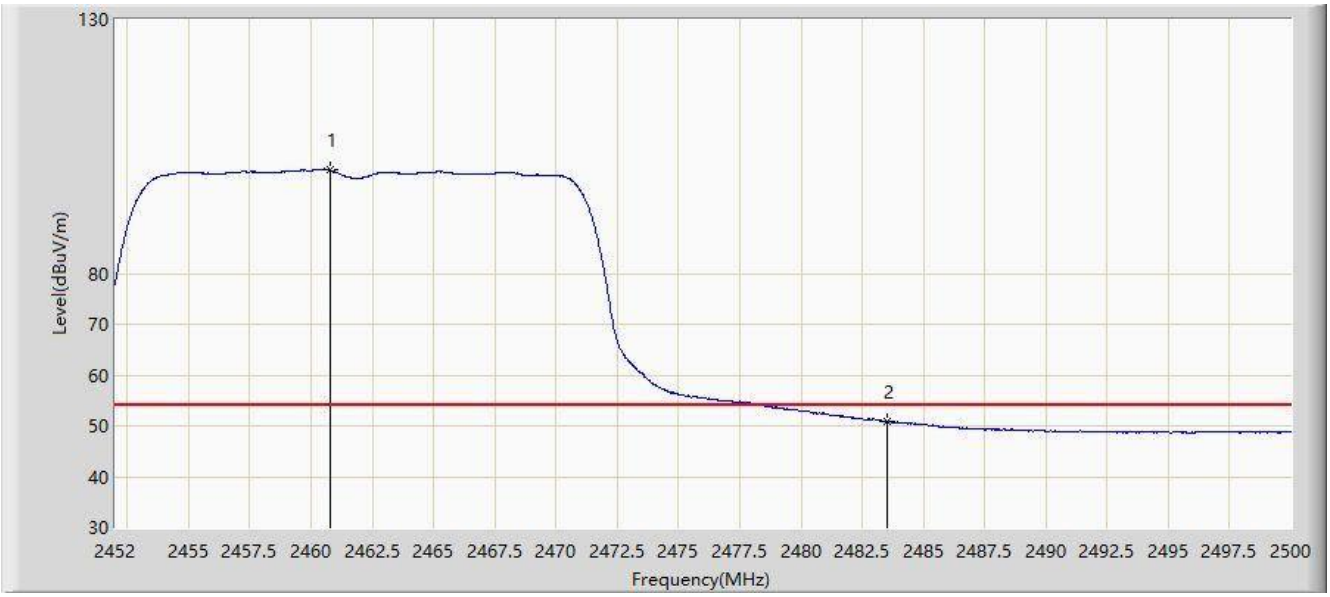

No	Flag	Mark	Frequency (MHz)	Measure Level (dBuV/m)	Reading Level (dBuV)	Margin (dB)	Limit (dBuV/m)	Factor (dB)	Type
1		*	2460.784	100.353	67.753	N/A	N/A	32.600	AV
2			2483.500	50.895	18.191	-3.105	54.000	32.704	AV

Note: Measure Level (dBµV/m) = Reading Level (dBµV) + Factor (dB)

Factor (dB) = Cable Loss (dB) + Antenna Factor (dB/m).

Site: AC1	Time: 2020/02/24 - 11:45
Limit: FCC_Part 15.209_RE(3m)	Engineer: Kevin Ker
Probe: BBHA 9120D_1-18GHz_2019	Polarity: Vertical
EUT: ACCESS POINT	Power: By PoE
Test Mode: Transmit by 802.11n-HT20 at Channel 2462MHz	

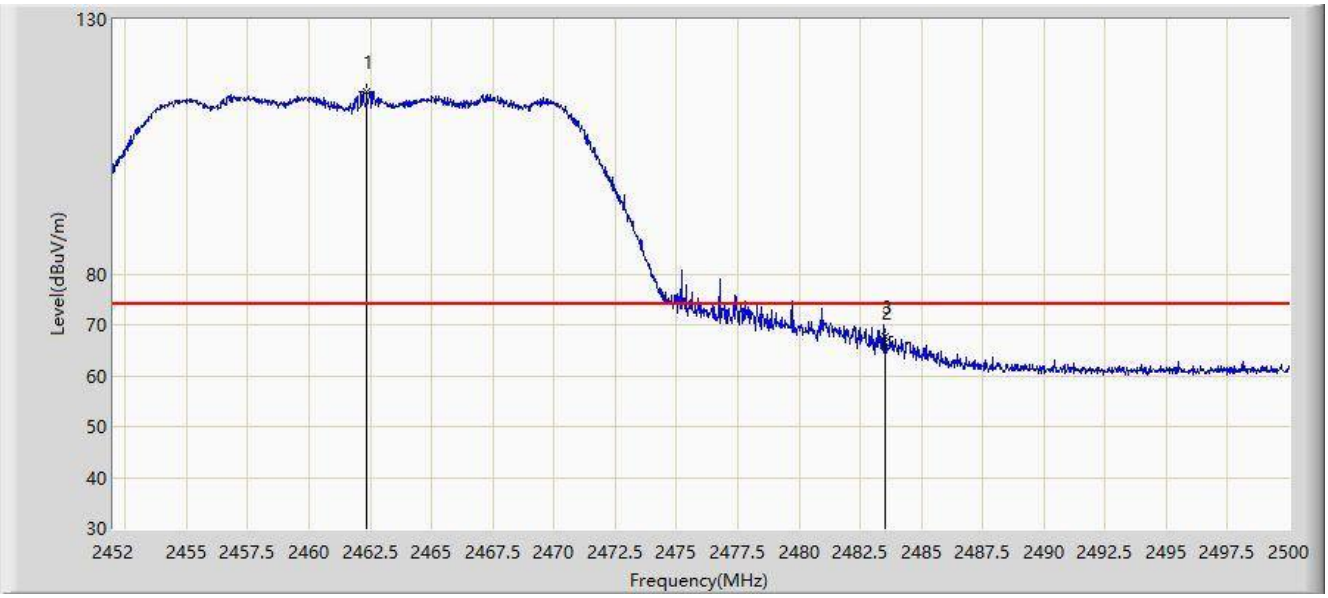

No	Flag	Mark	Frequency (MHz)	Measure Level (dBuV/m)	Reading Level (dBuV)	Margin (dB)	Limit (dBuV/m)	Factor (dB)	Type
1		*	2462.344	115.805	83.198	N/A	N/A	32.607	PK
2			2483.500	66.495	33.791	-7.505	74.000	32.704	PK
3			2483.536	67.726	35.021	-6.274	74.000	32.704	PK

Note: Measure Level (dBµV/m) = Reading Level (dBµV) + Factor (dB)

Factor (dB) = Cable Loss (dB) + Antenna Factor (dB/m).

Site: AC1	Time: 2020/02/24 - 11:47
Limit: FCC_Part 15.209_RE(3m)	Engineer: Kevin Ker
Probe: BBHA 9120D_1-18GHz_2019	Polarity: Vertical
EUT: ACCESS POINT	Power: By PoE
Test Mode: Transmit by 802.11n-HT20 at Channel 2462MHz	

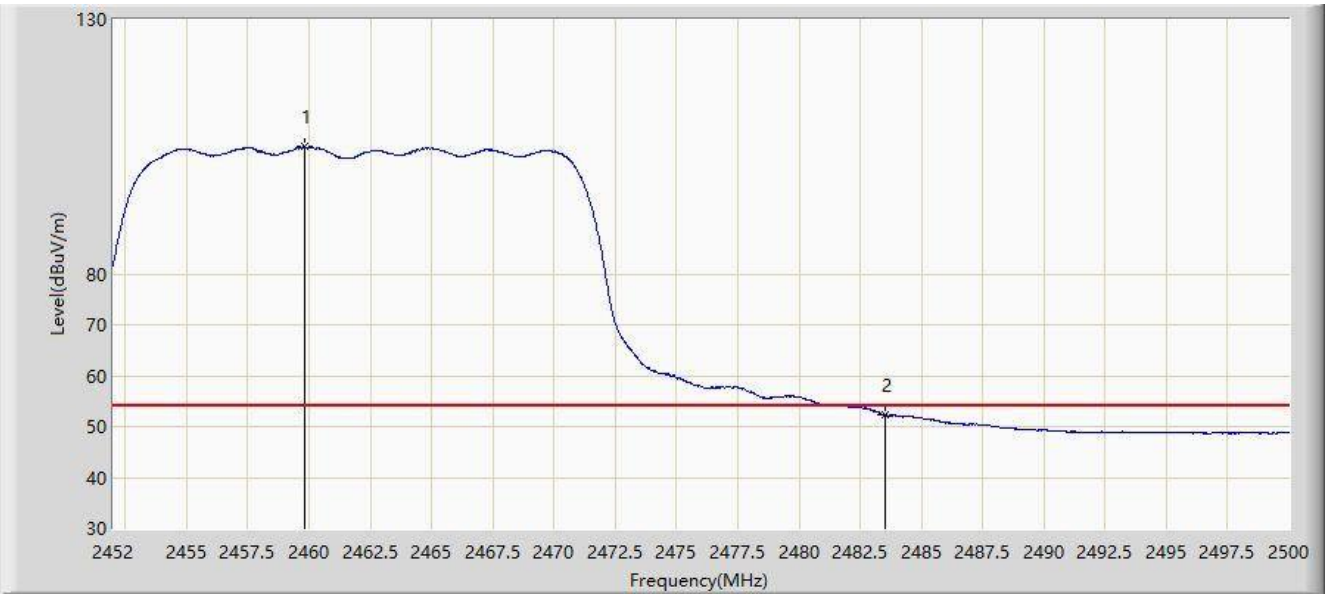

No	Flag	Mark	Frequency (MHz)	Measure Level (dBuV/m)	Reading Level (dBuV)	Margin (dB)	Limit (dBuV/m)	Factor (dB)	Type
1		*	2459.824	104.935	72.340	N/A	N/A	32.596	AV
2			2483.500	52.374	19.670	-1.626	54.000	32.704	AV

Note: Measure Level (dBµV/m) = Reading Level (dBµV) + Factor (dB)

Factor (dB) = Cable Loss (dB) + Antenna Factor (dB/m).

Site: AC1	Time: 2020/02/26 - 14:46
Limit: FCC_Part 15.209_RE(3m)	Engineer: Kevin Ker
Probe: BBHA 9120D_1-18GHz_2019	Polarity: Horizontal
EUT: ACCESS POINT	Power: By PoE
Test Mode: Transmit by 802.11n-HT40 at Channel 2422MHz	

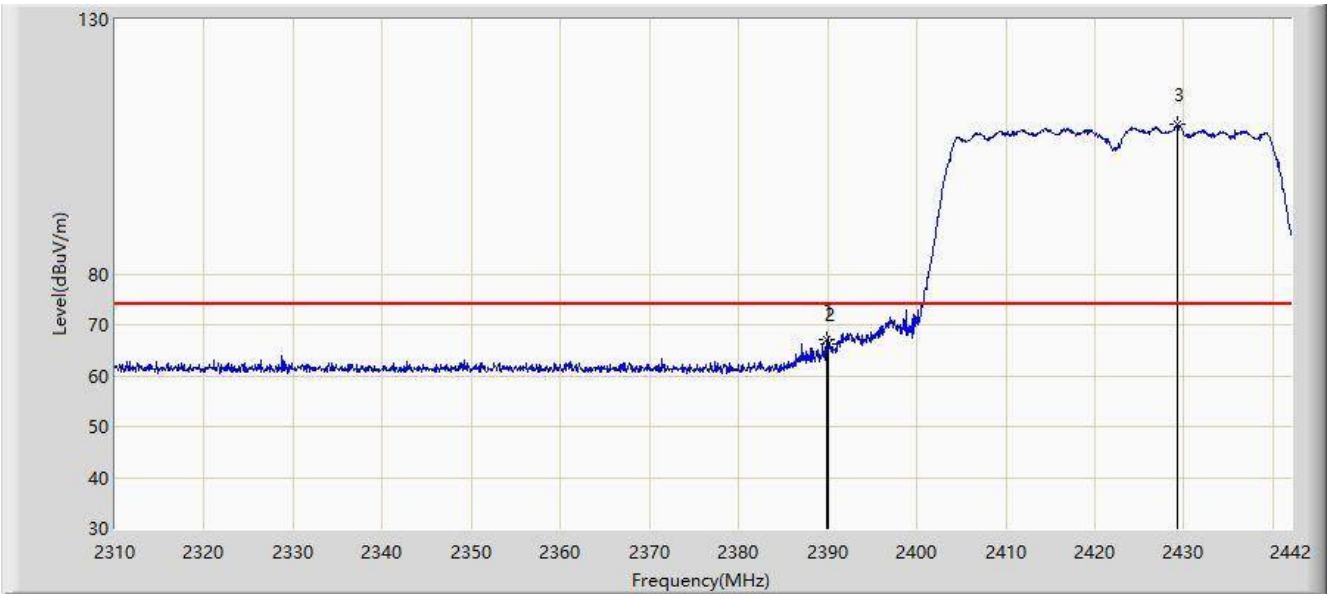

No	Flag	Mark	Frequency (MHz)	Measure Level (dBuV/m)	Reading Level (dBuV)	Margin (dB)	Limit (dBuV/m)	Factor (dB)	Type
1			2389.926	66.962	34.688	-7.038	74.000	32.274	PK
2			2390.000	66.150	33.876	-7.850	74.000	32.274	PK
3		*	2429.262	109.377	76.923	N/A	N/A	32.454	PK

Note: Measure Level (dBµV/m) = Reading Level (dBµV) + Factor (dB)

Factor (dB) = Cable Loss (dB) + Antenna Factor (dB/m).

Site: AC1	Time: 2020/02/26 - 14:50
Limit: FCC_Part 15.209_RE(3m)	Engineer: Kevin Ker
Probe: BBHA 9120D_1-18GHz_2019	Polarity: Horizontal
EUT: ACCESS POINT	Power: By PoE
Test Mode: Transmit by 802.11n-HT40 at Channel 2422MHz	

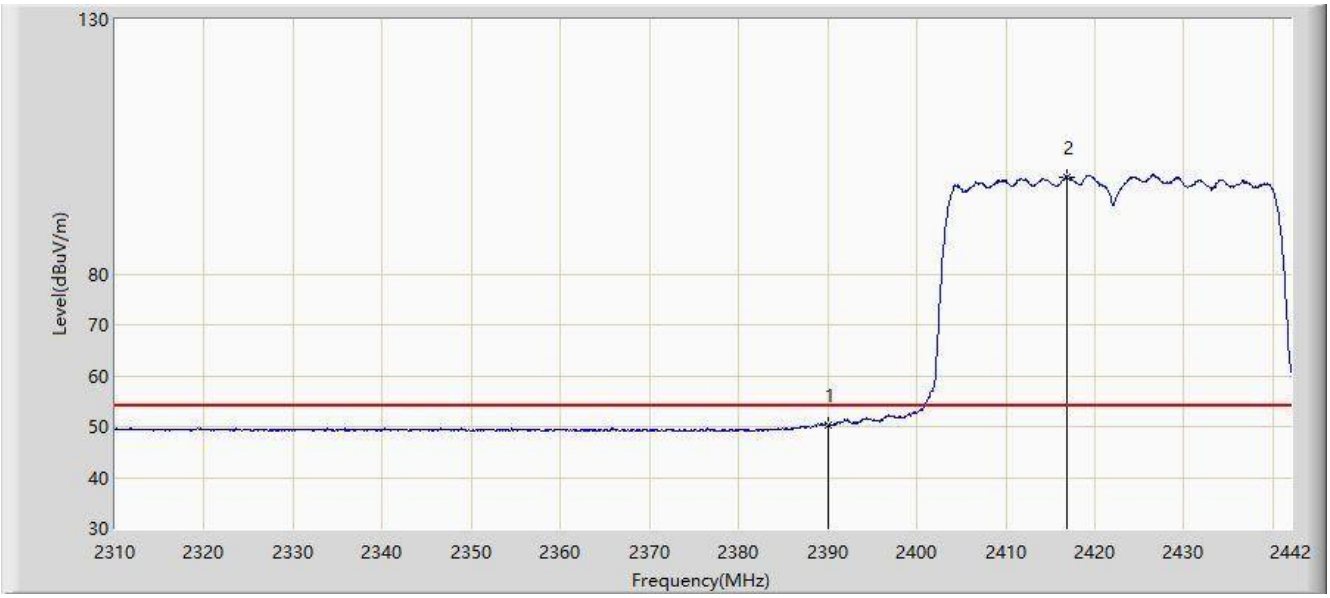

No	Flag	Mark	Frequency (MHz)	Measure Level (dBuV/m)	Reading Level (dBuV)	Margin (dB)	Limit (dBuV/m)	Factor (dB)	Type
1			2390.000	50.330	18.056	-3.670	54.000	32.274	AV
2		*	2416.854	99.125	66.728	N/A	N/A	32.397	AV

Note: Measure Level (dBµV/m) = Reading Level (dBµV) + Factor (dB)

Factor (dB) = Cable Loss (dB) + Antenna Factor (dB/m).

Site: AC1	Time: 2020/02/26 - 14:54
Limit: FCC_Part 15.209_RE(3m)	Engineer: Kevin Ker
Probe: BBHA 9120D_1-18GHz_2019	Polarity: Vertical
EUT: ACCESS POINT	Power: By PoE
Test Mode: Transmit by 802.11n-HT40 at Channel 2422MHz	

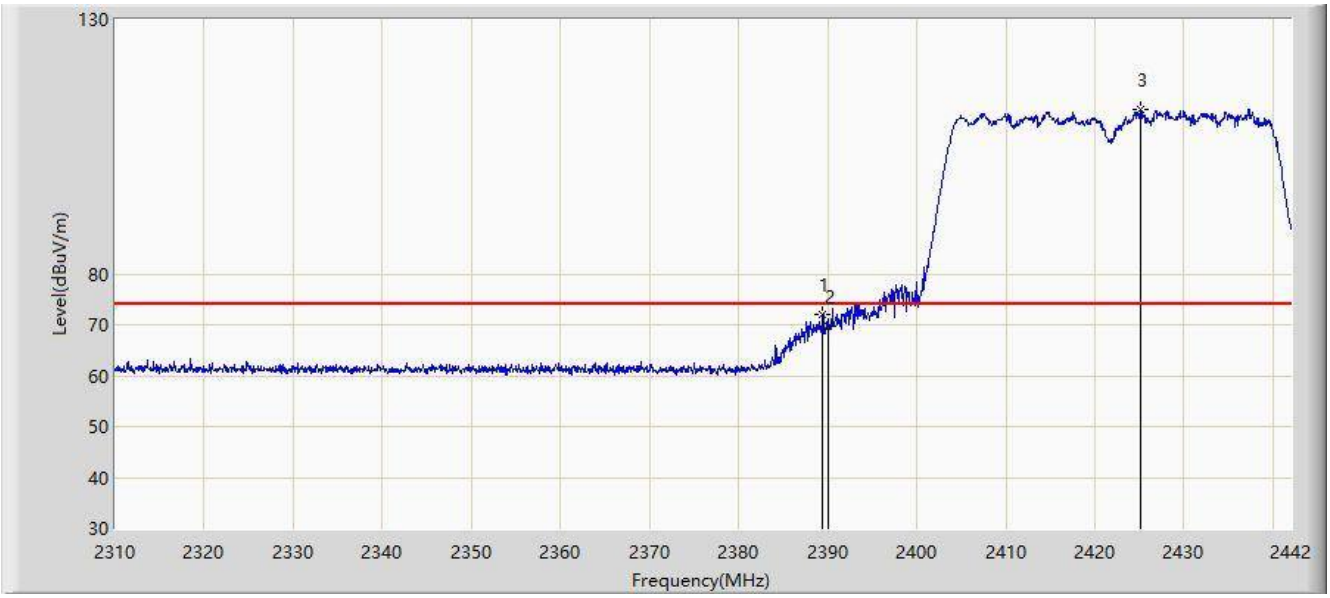

No	Flag	Mark	Frequency (MHz)	Measure Level (dBuV/m)	Reading Level (dBuV)	Margin (dB)	Limit (dBuV/m)	Factor (dB)	Type
1			2389.464	72.124	39.852	-1.876	74.000	32.272	PK
2			2390.000	69.737	37.463	-4.263	74.000	32.274	PK
3		*	2425.104	112.365	79.930	N/A	N/A	32.435	PK

Note: Measure Level (dBµV/m) = Reading Level (dBµV) + Factor (dB)

Factor (dB) = Cable Loss (dB) + Antenna Factor (dB/m).

Site: AC1	Time: 2020/02/26 - 14:57
Limit: FCC_Part 15.209_RE(3m)	Engineer: Kevin Ker
Probe: BBHA 9120D_1-18GHz_2019	Polarity: Vertical
EUT: ACCESS POINT	Power: By PoE
Test Mode: Transmit by 802.11n-HT40 at Channel 2422MHz	

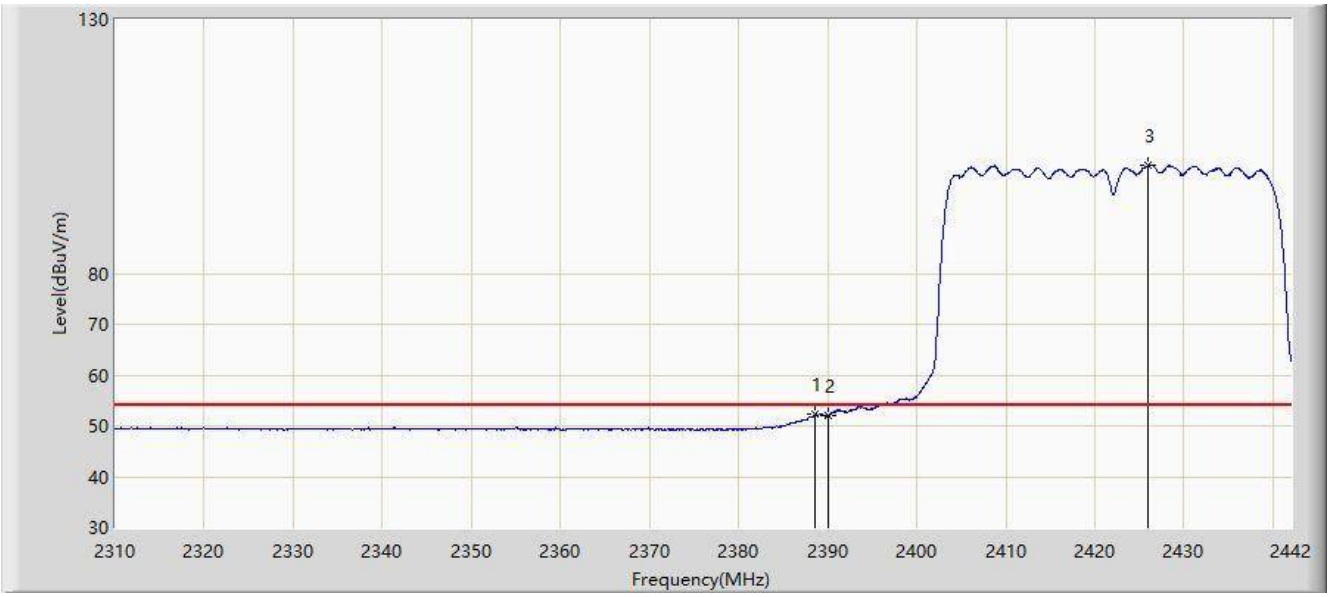

No	Flag	Mark	Frequency (MHz)	Measure Level (dBuV/m)	Reading Level (dBuV)	Margin (dB)	Limit (dBuV/m)	Factor (dB)	Type
1			2388.606	52.379	20.111	-1.621	54.000	32.268	AV
2			2390.000	51.921	19.647	-2.079	54.000	32.274	AV
3		*	2426.028	101.382	68.943	N/A	N/A	32.439	AV

Note: Measure Level (dBµV/m) = Reading Level (dBµV) + Factor (dB)

Factor (dB) = Cable Loss (dB) + Antenna Factor (dB/m).

Site: AC1	Time: 2020/02/26 - 15:04
Limit: FCC_Part 15.209_RE(3m)	Engineer: Kevin Ker
Probe: BBHA 9120D_1-18GHz_2019	Polarity: Horizontal
EUT: ACCESS POINT	Power: By PoE
Test Mode: Transmit by 802.11n-HT40 at Channel 2452MHz	

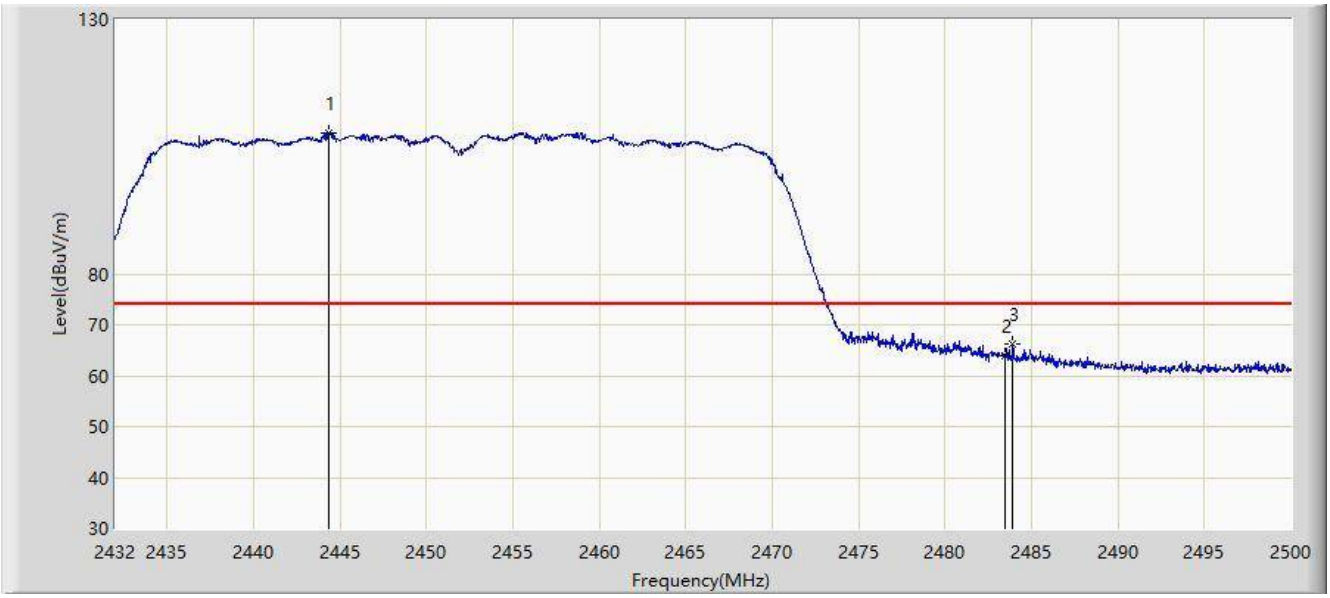

No	Flag	Mark	Frequency (MHz)	Measure Level (dBuV/m)	Reading Level (dBuV)	Margin (dB)	Limit (dBuV/m)	Factor (dB)	Type
1		*	2444.376	107.823	75.299	N/A	N/A	32.525	PK
2			2483.500	63.876	31.172	-10.124	74.000	32.704	PK
3			2483.918	66.163	33.457	-7.837	74.000	32.706	PK

Note: Measure Level (dBµV/m) = Reading Level (dBµV) + Factor (dB)

Factor (dB) = Cable Loss (dB) + Antenna Factor (dB/m).

Site: AC1	Time: 2020/02/26 - 15:05
Limit: FCC_Part 15.209_RE(3m)	Engineer: Kevin Ker
Probe: BBHA 9120D_1-18GHz_2019	Polarity: Horizontal
EUT: ACCESS POINT	Power: By PoE
Test Mode: Transmit by 802.11n-HT40 at Channel 2452MHz	

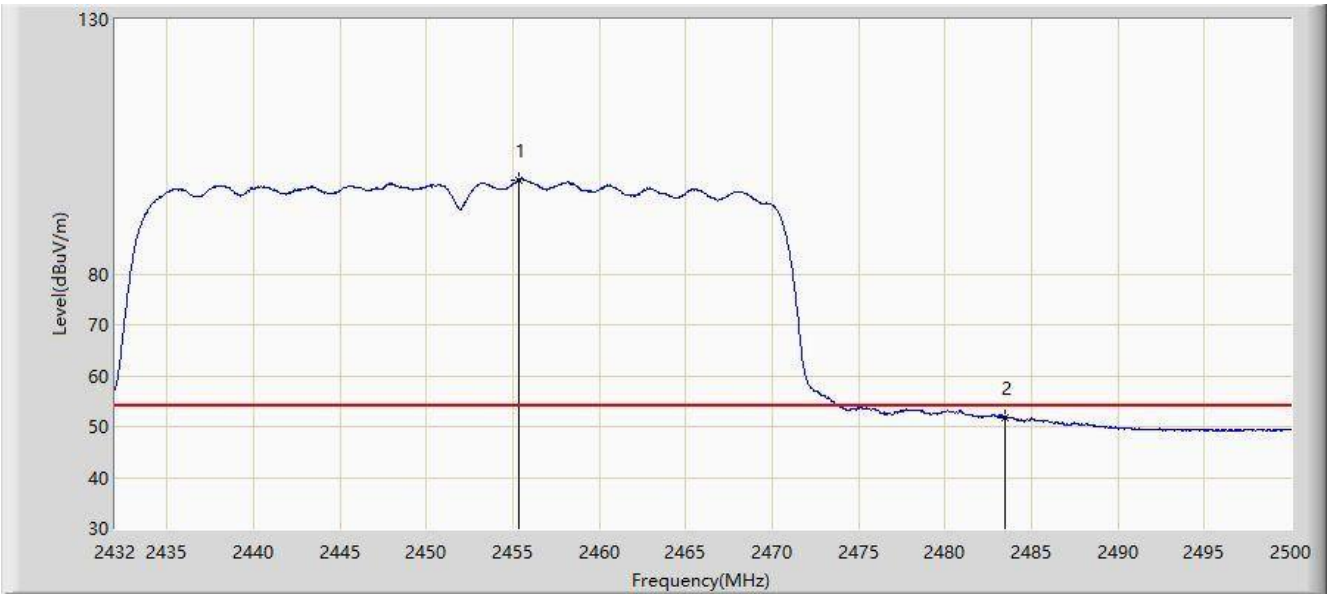

No	Flag	Mark	Frequency (MHz)	Measure Level (dBuV/m)	Reading Level (dBuV)	Margin (dB)	Limit (dBuV/m)	Factor (dB)	Type
1		*	2455.324	98.489	65.914	N/A	N/A	32.575	AV
2			2483.500	51.866	19.162	-2.134	54.000	32.704	AV

Note: Measure Level (dBµV/m) = Reading Level (dBµV) + Factor (dB)

Factor (dB) = Cable Loss (dB) + Antenna Factor (dB/m).

Site: AC1	Time: 2020/02/26 - 15:06
Limit: FCC_Part 15.209_RE(3m)	Engineer: Kevin Ker
Probe: BBHA 9120D_1-18GHz_2019	Polarity: Vertical
EUT: ACCESS POINT	Power: By PoE
Test Mode: Transmit by 802.11n-HT40 at Channel 2452MHz	

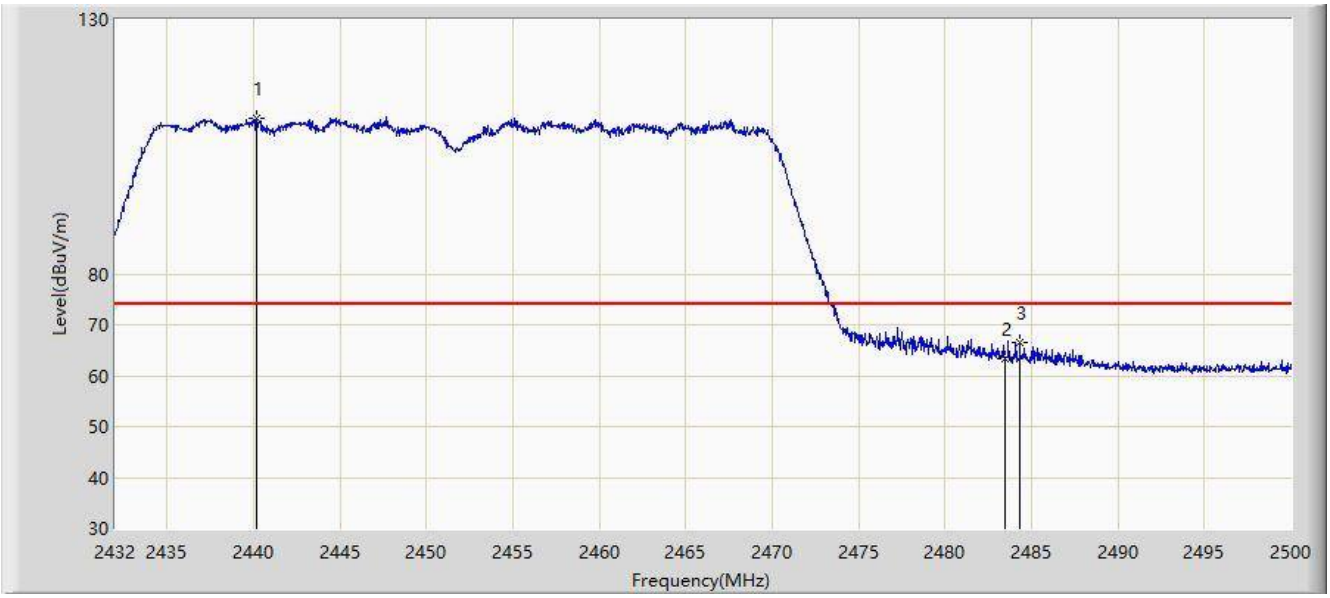

No	Flag	Mark	Frequency (MHz)	Measure Level (dBuV/m)	Reading Level (dBuV)	Margin (dB)	Limit (dBuV/m)	Factor (dB)	Type
1		*	2440.194	110.627	78.122	N/A	N/A	32.505	PK
2			2483.500	63.268	30.564	-10.732	74.000	32.704	PK
3			2484.326	66.533	33.825	-7.467	74.000	32.708	PK

Note: Measure Level (dBµV/m) = Reading Level (dBµV) + Factor (dB)

Factor (dB) = Cable Loss (dB) + Antenna Factor (dB/m).

Site: AC1	Time: 2020/02/26 - 15:07
Limit: FCC_Part 15.209_RE(3m)	Engineer: Kevin Ker
Probe: BBHA 9120D_1-18GHz_2019	Polarity: Vertical
EUT: ACCESS POINT	Power: By PoE
Test Mode: Transmit by 802.11n-HT40 at Channel 2452MHz	

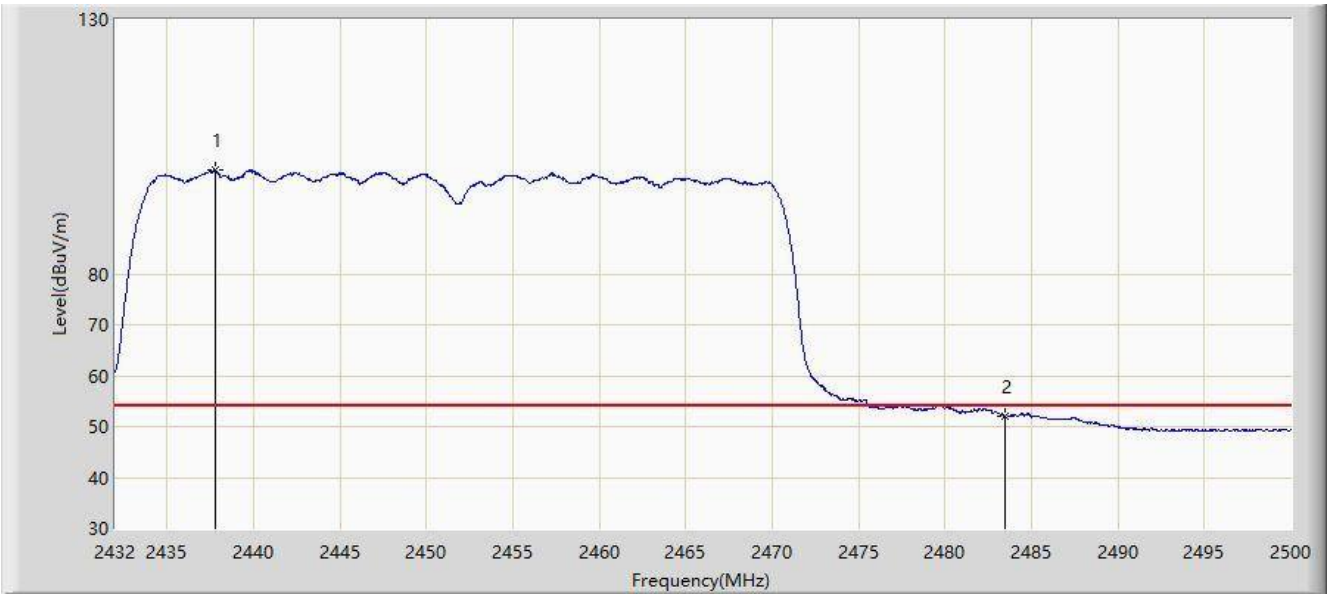

No	Flag	Mark	Frequency (MHz)	Measure Level (dBuV/m)	Reading Level (dBuV)	Margin (dB)	Limit (dBuV/m)	Factor (dB)	Type
1		*	2437.780	100.384	67.890	N/A	N/A	32.493	AV
2			2483.500	52.006	19.302	-1.994	54.000	32.704	AV

Note: Measure Level (dBµV/m) = Reading Level (dBµV) + Factor (dB)

Factor (dB) = Cable Loss (dB) + Antenna Factor (dB/m).

Site: AC1	Time: 2020/01/13 - 23:05
Limit: FCC_Part 15.209_RE(3m)	Engineer: Kevin Ker
Probe: BBHA 9120D_1-18GHz_2019	Polarity: Horizontal
EUT: ACCESS POINT	Power: By PoE
Test Mode: Transmit by 802.11ax-HE20 at Channel 2412MHz	

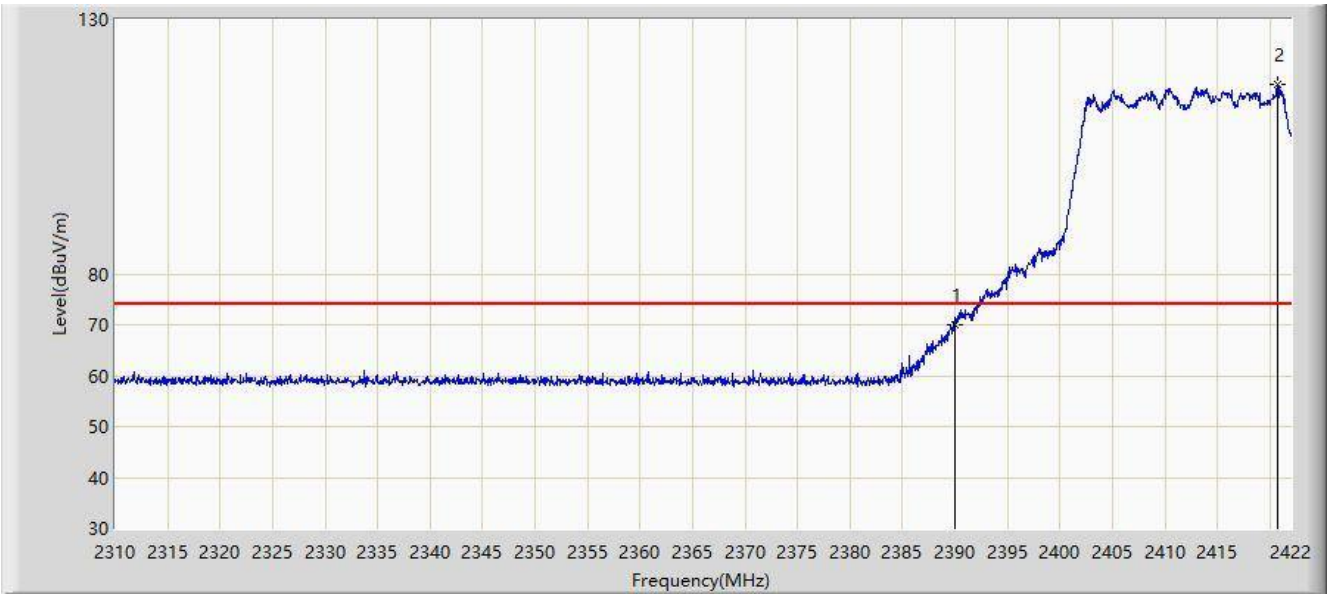

No	Flag	Mark	Frequency (MHz)	Measure Level (dBuV/m)	Reading Level (dBuV)	Margin (dB)	Limit (dBuV/m)	Factor (dB)	Type
1			2390.000	70.137	37.863	-3.863	74.000	32.274	PK
2		*	2420.768	117.175	84.760	N/A	N/A	32.415	PK

Note: Measure Level (dBµV/m) = Reading Level (dBµV) + Factor (dB)

Factor (dB) = Cable Loss (dB) + Antenna Factor (dB/m).

Site: AC1	Time: 2020/01/13 - 23:06
Limit: FCC_Part 15.209_RE(3m)	Engineer: Kevin Ker
Probe: BBHA 9120D_1-18GHz_2019	Polarity: Horizontal
EUT: ACCESS POINT	Power: By PoE
Test Mode: Transmit by 802.11ax-HE20 at Channel 2412MHz	

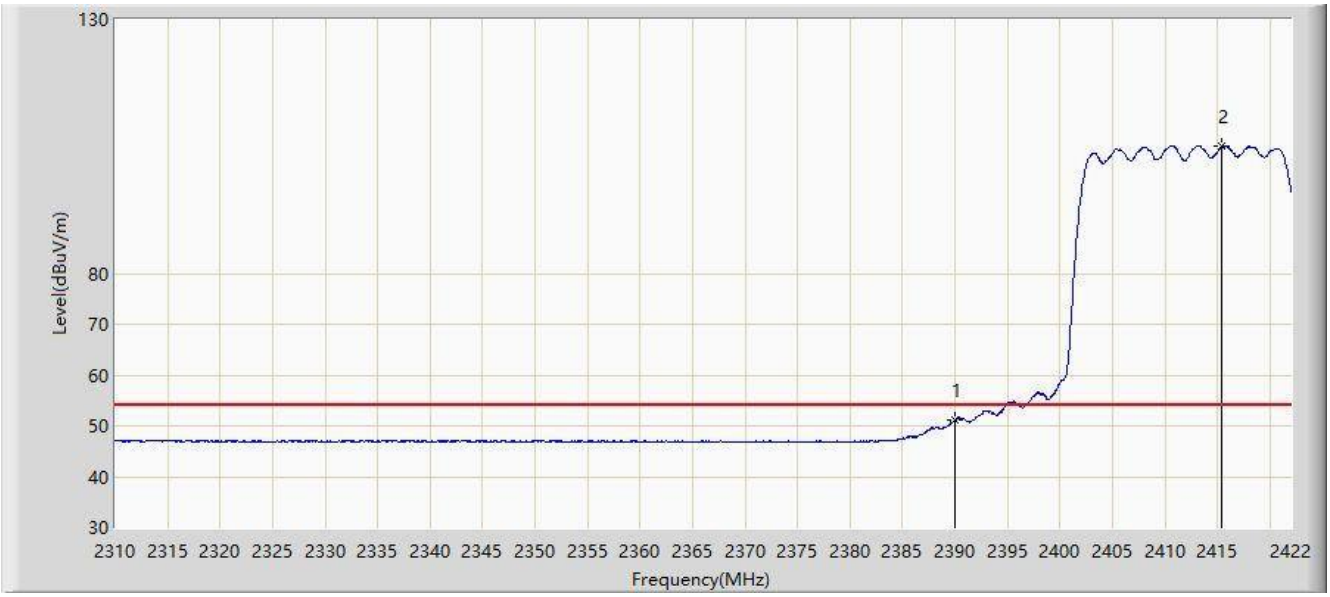

No	Flag	Mark	Frequency (MHz)	Measure Level (dBuV/m)	Reading Level (dBuV)	Margin (dB)	Limit (dBuV/m)	Factor (dB)	Type
1			2390.000	51.083	18.809	-2.917	54.000	32.274	AV
2		*	2415.336	105.035	72.645	N/A	N/A	32.390	AV

Note: Measure Level (dBµV/m) = Reading Level (dBµV) + Factor (dB)

Factor (dB) = Cable Loss (dB) + Antenna Factor (dB/m).

Site: AC1	Time: 2020/01/13 - 23:03
Limit: FCC_Part 15.209_RE(3m)	Engineer: Kevin Ker
Probe: BBHA 9120D_1-18GHz_2019	Polarity: Vertical
EUT: ACCESS POINT	Power: By PoE
Test Mode: Transmit by 802.11ax-HE20 at Channel 2412MHz	

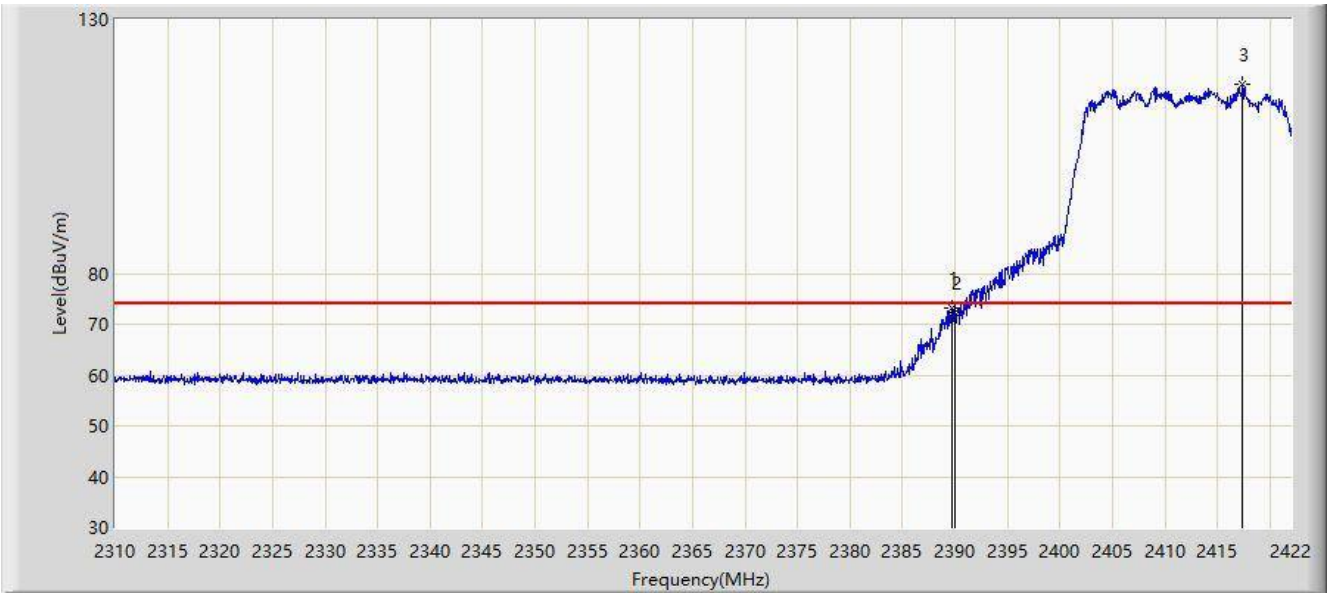

No	Flag	Mark	Frequency (MHz)	Measure Level (dBuV/m)	Reading Level (dBuV)	Margin (dB)	Limit (dBuV/m)	Factor (dB)	Type
1			2389.688	73.219	40.946	-0.781	74.000	32.273	PK
2			2390.000	72.426	40.152	-1.574	74.000	32.274	PK
3		*	2417.408	117.213	84.814	N/A	N/A	32.400	PK

Note: Measure Level (dBµV/m) = Reading Level (dBµV) + Factor (dB)

Factor (dB) = Cable Loss (dB) + Antenna Factor (dB/m).

Site: AC1	Time: 2020/01/13 - 22:56
Limit: FCC_Part 15.209_RE(3m)	Engineer: Kevin Ker
Probe: BBHA 9120D_1-18GHz_2019	Polarity: Vertical
EUT: ACCESS POINT	Power: By PoE
Test Mode: Transmit by 802.11ax-HE20 at Channel 2412MHz	

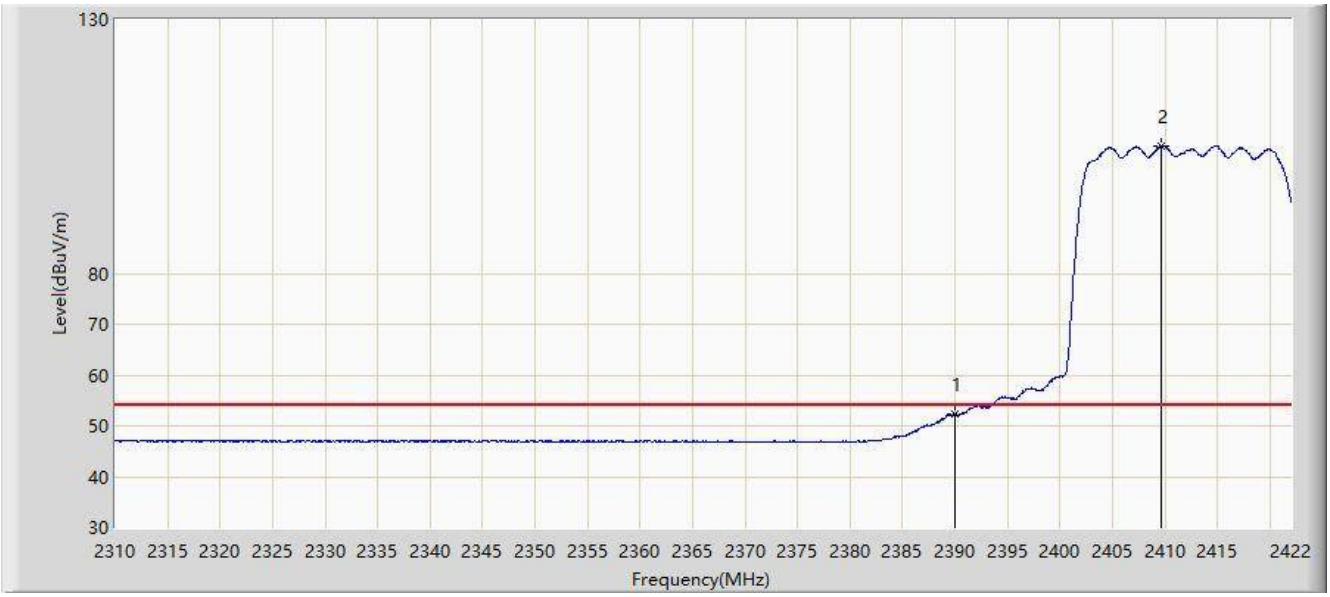

No	Flag	Mark	Frequency (MHz)	Measure Level (dBuV/m)	Reading Level (dBuV)	Margin (dB)	Limit (dBuV/m)	Factor (dB)	Type
1			2390.000	52.264	19.990	-1.736	54.000	32.274	AV
2		*	2409.680	105.073	72.709	N/A	N/A	32.364	AV

Note: Measure Level (dBµV/m) = Reading Level (dBµV) + Factor (dB)

Factor (dB) = Cable Loss (dB) + Antenna Factor (dB/m).

Site: AC1	Time: 2020/01/13 - 23:26
Limit: FCC_Part 15.209_RE(3m)	Engineer: Kevin Ker
Probe: BBHA 9120D_1-18GHz_2019	Polarity: Horizontal
EUT: ACCESS POINT	Power: By PoE
Test Mode: Transmit by 802.11ax-HE20 at Channel 2462MHz	

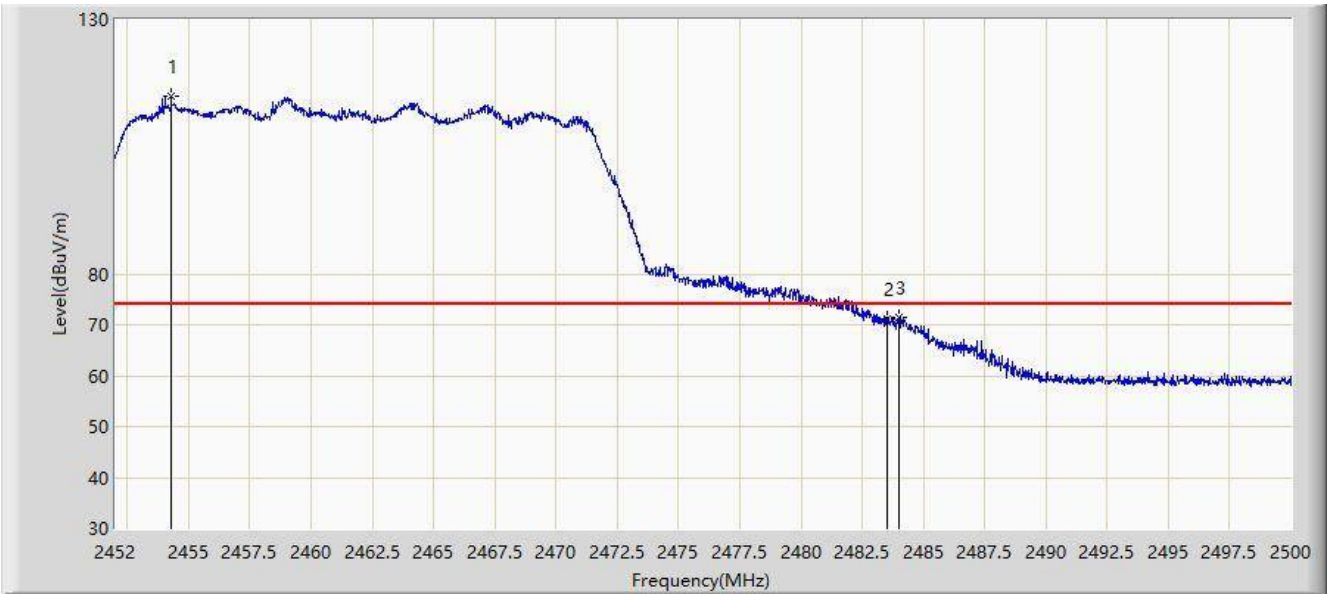

No	Flag	Mark	Frequency (MHz)	Measure Level (dBuV/m)	Reading Level (dBuV)	Margin (dB)	Limit (dBuV/m)	Factor (dB)	Type
1		*	2454.280	115.059	82.489	N/A	N/A	32.570	PK
2			2483.500	71.292	38.588	-2.708	74.000	32.704	PK
3			2483.992	71.533	38.826	-2.467	74.000	32.707	PK

Note: Measure Level (dBµV/m) = Reading Level (dBµV) + Factor (dB)

Factor (dB) = Cable Loss (dB) + Antenna Factor (dB/m).

Site: AC1	Time: 2020/01/13 - 23:26
Limit: FCC_Part 15.209_RE(3m)	Engineer: Kevin Ker
Probe: BBHA 9120D_1-18GHz_2019	Polarity: Horizontal
EUT: ACCESS POINT	Power: By PoE
Test Mode: Transmit by 802.11ax-HE20 at Channel 2462MHz	

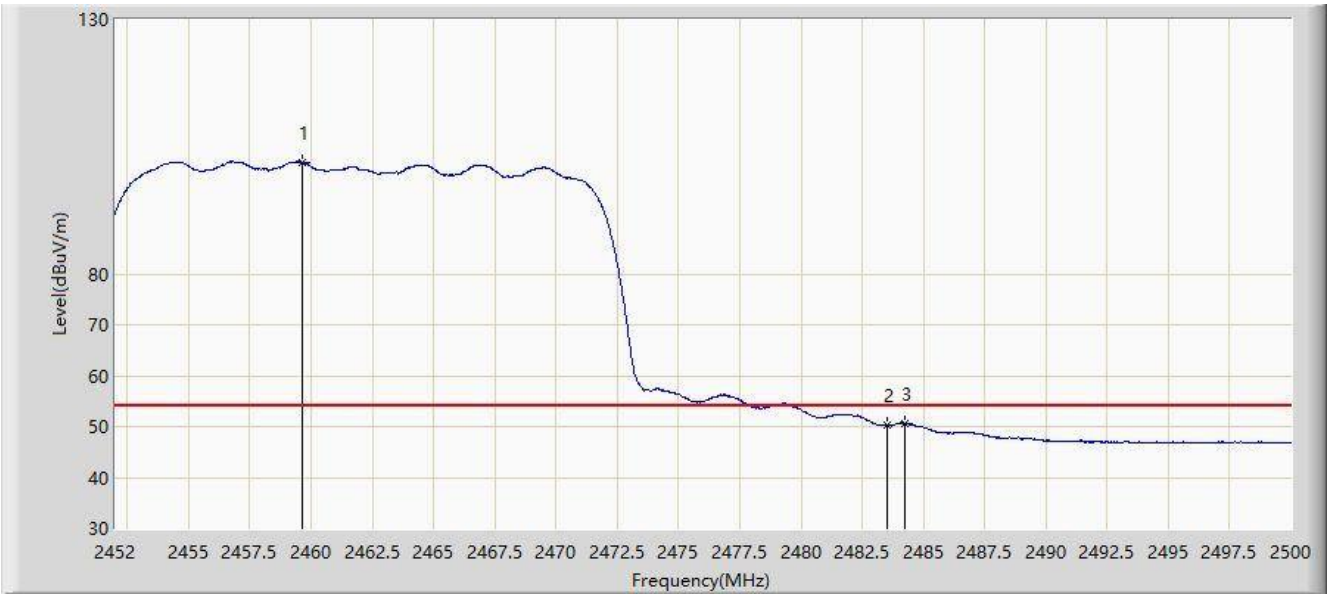

No	Flag	Mark	Frequency (MHz)	Measure Level (dBuV/m)	Reading Level (dBuV)	Margin (dB)	Limit (dBuV/m)	Factor (dB)	Type
1		*	2459.656	101.987	69.392	N/A	N/A	32.595	AV
2			2483.500	50.281	17.577	-3.719	54.000	32.704	AV
3			2484.232	50.664	17.956	-3.336	54.000	32.708	AV

Note: Measure Level (dBµV/m) = Reading Level (dBµV) + Factor (dB)

Factor (dB) = Cable Loss (dB) + Antenna Factor (dB/m).

Site: AC1	Time: 2020/01/13 - 23:23
Limit: FCC_Part 15.209_RE(3m)	Engineer: Kevin Ker
Probe: BBHA 9120D_1-18GHz_2019	Polarity: Vertical
EUT: ACCESS POINT	Power: By PoE
Test Mode: Transmit by 802.11ax-HE20 at Channel 2462MHz	

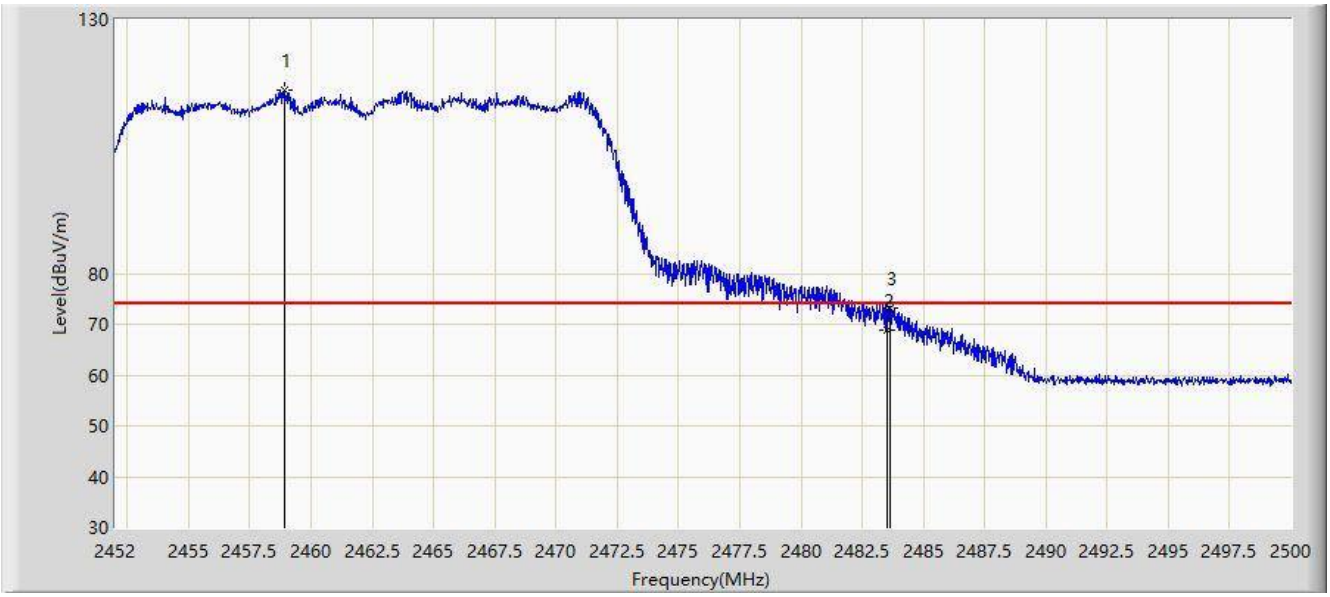

No	Flag	Mark	Frequency (MHz)	Measure Level (dBuV/m)	Reading Level (dBuV)	Margin (dB)	Limit (dBuV/m)	Factor (dB)	Type
1		*	2458.912	116.000	83.409	N/A	N/A	32.591	PK
2			2483.500	68.937	36.233	-5.063	74.000	32.704	PK
3			2483.656	73.185	40.480	-0.815	74.000	32.706	PK

Note: Measure Level (dBµV/m) = Reading Level (dBµV) + Factor (dB)

Factor (dB) = Cable Loss (dB) + Antenna Factor (dB/m).

Site: AC1	Time: 2020/01/13 - 23:25
Limit: FCC_Part 15.209_RE(3m)	Engineer: Kevin Ker
Probe: BBHA 9120D_1-18GHz_2019	Polarity: Vertical
EUT: ACCESS POINT	Power: By PoE
Test Mode: Transmit by 802.11ax-HE20 at Channel 2462MHz	

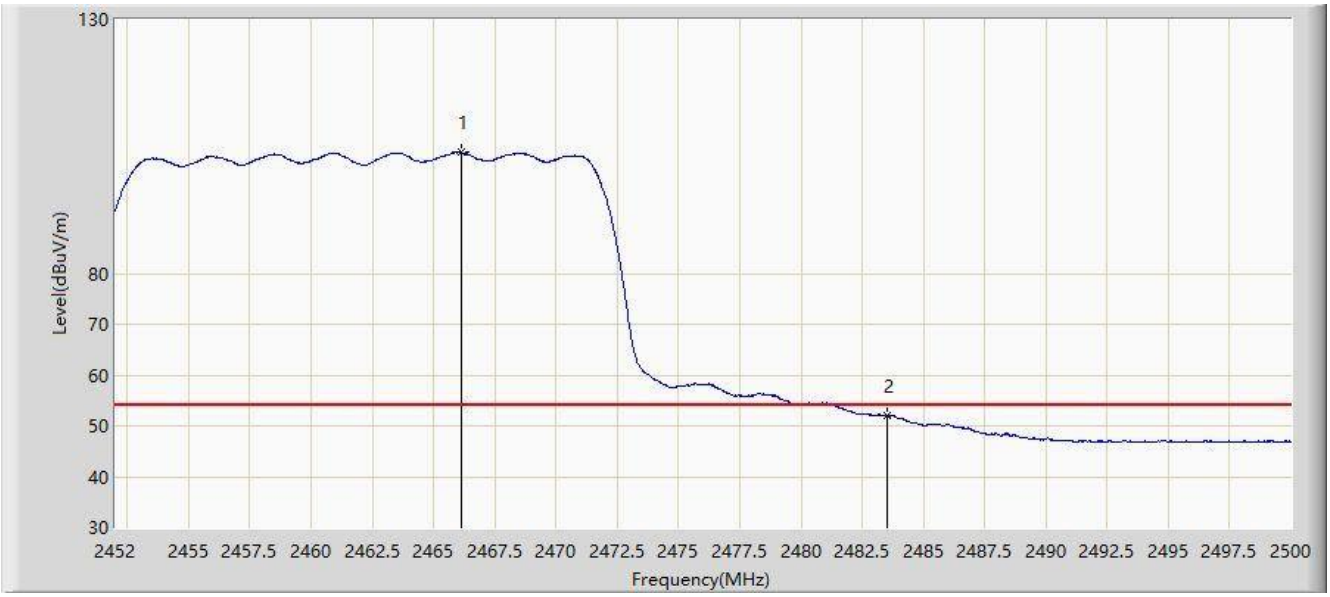

No	Flag	Mark	Frequency (MHz)	Measure Level (dBuV/m)	Reading Level (dBuV)	Margin (dB)	Limit (dBuV/m)	Factor (dB)	Type
1		*	2466.160	103.787	71.163	N/A	N/A	32.624	AV
2			2483.500	52.045	19.341	-1.955	54.000	32.704	AV

Note: Measure Level (dBµV/m) = Reading Level (dBµV) + Factor (dB)

Factor (dB) = Cable Loss (dB) + Antenna Factor (dB/m).

Site: AC1	Time: 2020/01/13 - 23:56
Limit: FCC_Part 15.209_RE(3m)	Engineer: Kevin Ker
Probe: BBHA 9120D_1-18GHz_2019	Polarity: Horizontal
EUT: ACCESS POINT	Power: By PoE
Test Mode: Transmit by 802.11ax-HE40 at Channel 2422MHz	

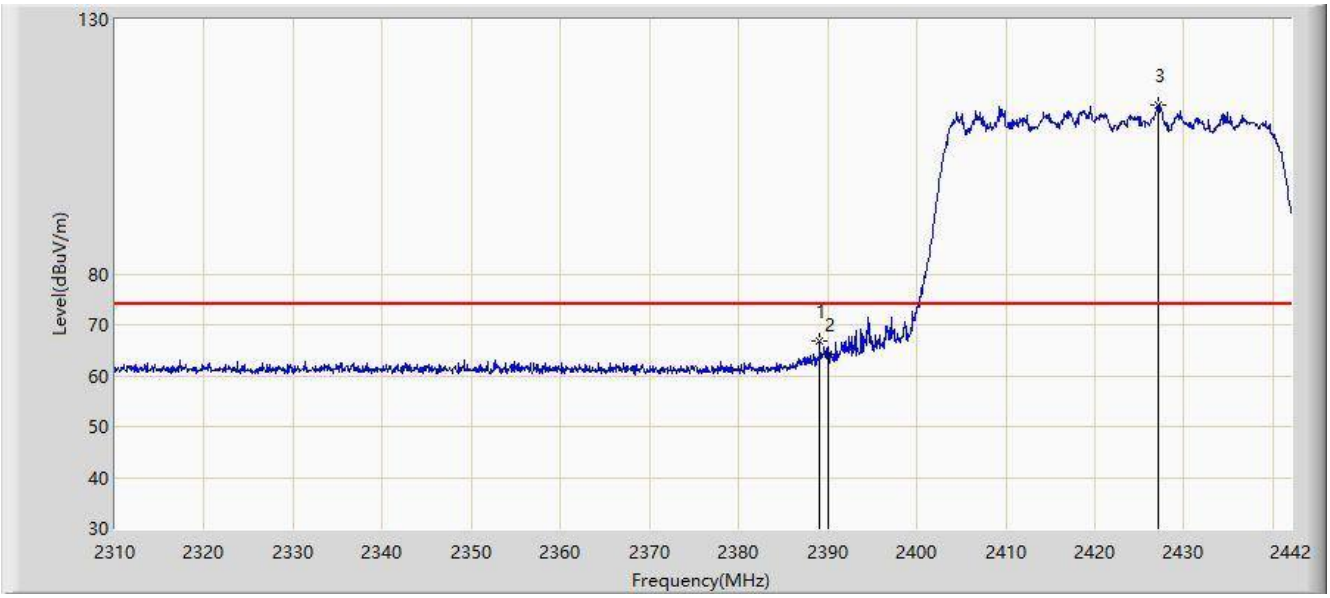

No	Flag	Mark	Frequency (MHz)	Measure Level (dBuV/m)	Reading Level (dBuV)	Margin (dB)	Limit (dBuV/m)	Factor (dB)	Type
1			2389.068	66.839	34.569	-7.161	74.000	32.270	PK
2			2390.000	64.282	32.008	-9.718	74.000	32.274	PK
3		*	2427.150	113.083	80.638	N/A	N/A	32.445	PK

Note: Measure Level (dBµV/m) = Reading Level (dBµV) + Factor (dB)

Factor (dB) = Cable Loss (dB) + Antenna Factor (dB/m).

Site: AC1	Time: 2020/01/13 - 23:57
Limit: FCC_Part 15.209_RE(3m)	Engineer: Kevin Ker
Probe: BBHA 9120D_1-18GHz_2019	Polarity: Horizontal
EUT: ACCESS POINT	Power: By PoE
Test Mode: Transmit by 802.11ax-HE40 at Channel 2422MHz	

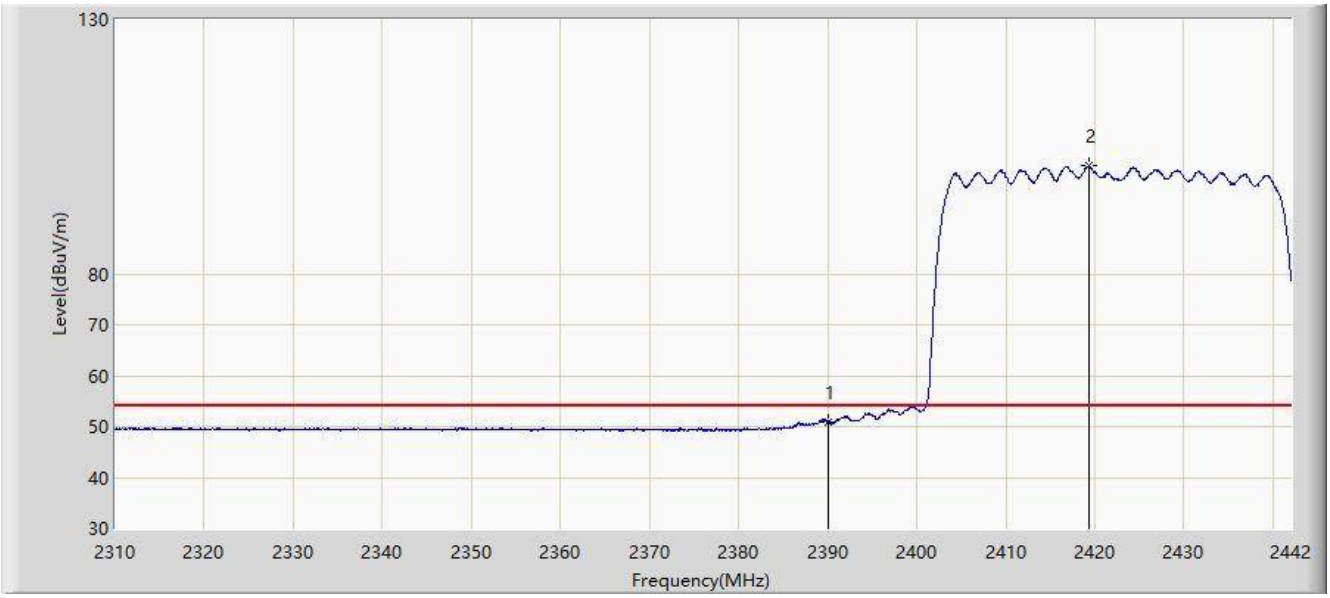

No	Flag	Mark	Frequency (MHz)	Measure Level (dBuV/m)	Reading Level (dBuV)	Margin (dB)	Limit (dBuV/m)	Factor (dB)	Type
1			2390.000	50.998	18.724	-3.002	54.000	32.274	AV
2		*	2419.362	101.190	68.781	N/A	N/A	32.409	AV

Note: Measure Level (dBµV/m) = Reading Level (dBµV) + Factor (dB)

Factor (dB) = Cable Loss (dB) + Antenna Factor (dB/m).

Site: AC1	Time: 2020/01/13 - 23:55
Limit: FCC_Part 15.209_RE(3m)	Engineer: Kevin Ker
Probe: BBHA 9120D_1-18GHz_2019	Polarity: Vertical
EUT: ACCESS POINT	Power: By PoE
Test Mode: Transmit by 802.11ax-HE40 at Channel 2422MHz	

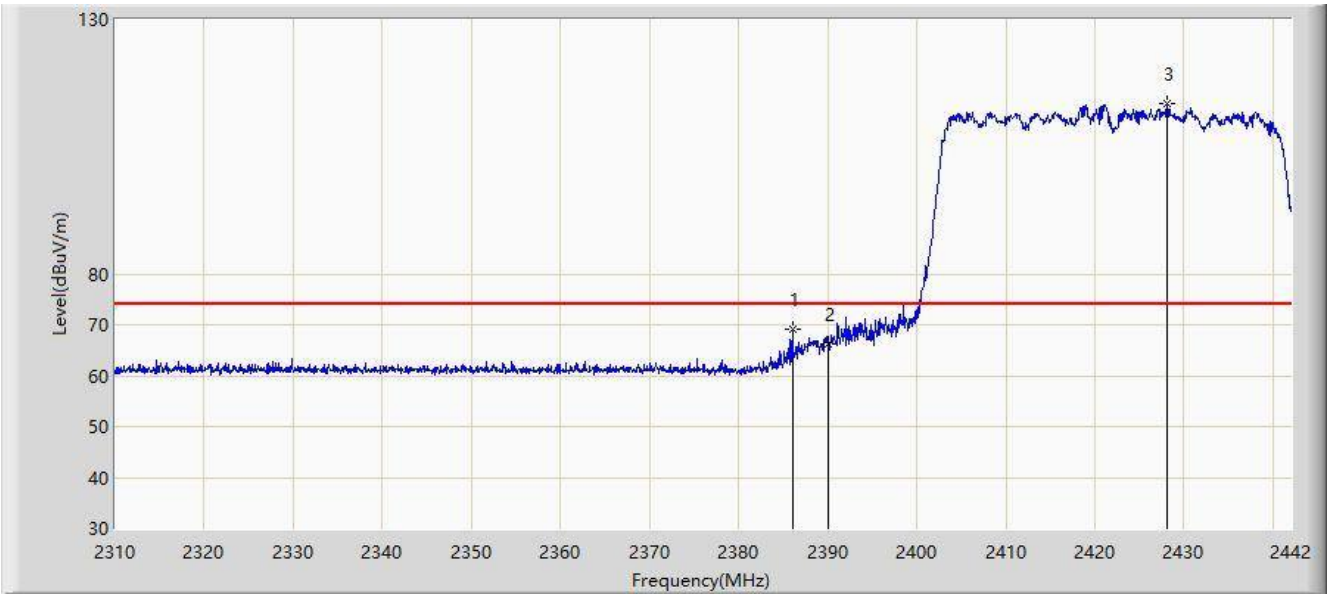

No	Flag	Mark	Frequency (MHz)	Measure Level (dBuV/m)	Reading Level (dBuV)	Margin (dB)	Limit (dBuV/m)	Factor (dB)	Type
1			2386.032	69.144	36.888	-4.856	74.000	32.256	PK
2			2390.000	66.091	33.817	-7.909	74.000	32.274	PK
3		*	2428.140	113.611	81.162	N/A	N/A	32.449	PK

Note: Measure Level (dBµV/m) = Reading Level (dBµV) + Factor (dB)

Factor (dB) = Cable Loss (dB) + Antenna Factor (dB/m).

Site: AC1	Time: 2020/01/13 - 23:53
Limit: FCC_Part 15.209_RE(3m)	Engineer: Kevin Ker
Probe: BBHA 9120D_1-18GHz_2019	Polarity: Vertical
EUT: ACCESS POINT	Power: By PoE
Test Mode: Transmit by 802.11ax-HE40 at Channel 2422MHz	

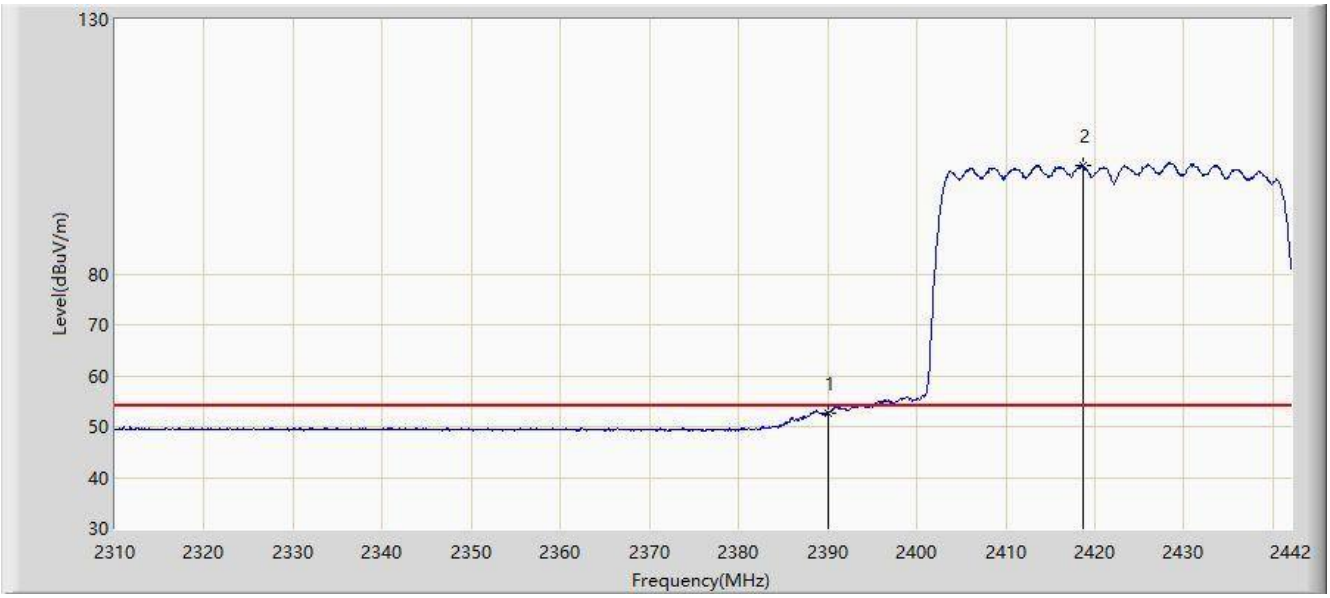

No	Flag	Mark	Frequency (MHz)	Measure Level (dBuV/m)	Reading Level (dBuV)	Margin (dB)	Limit (dBuV/m)	Factor (dB)	Type
1			2390.000	52.704	20.430	-1.296	54.000	32.274	AV
2		*	2418.636	101.394	68.989	N/A	N/A	32.405	AV

Note: Measure Level (dBµV/m) = Reading Level (dBµV) + Factor (dB)

Factor (dB) = Cable Loss (dB) + Antenna Factor (dB/m).

Site: AC1	Time: 2020/01/14 - 00:54
Limit: FCC_Part 15.209_RE(3m)	Engineer: Kevin Ker
Probe: BBHA 9120D_1-18GHz_2019	Polarity: Horizontal
EUT: ACCESS POINT	Power: By PoE
Test Mode: Transmit by 802.11ax-HE40 at Channel 2452MHz	

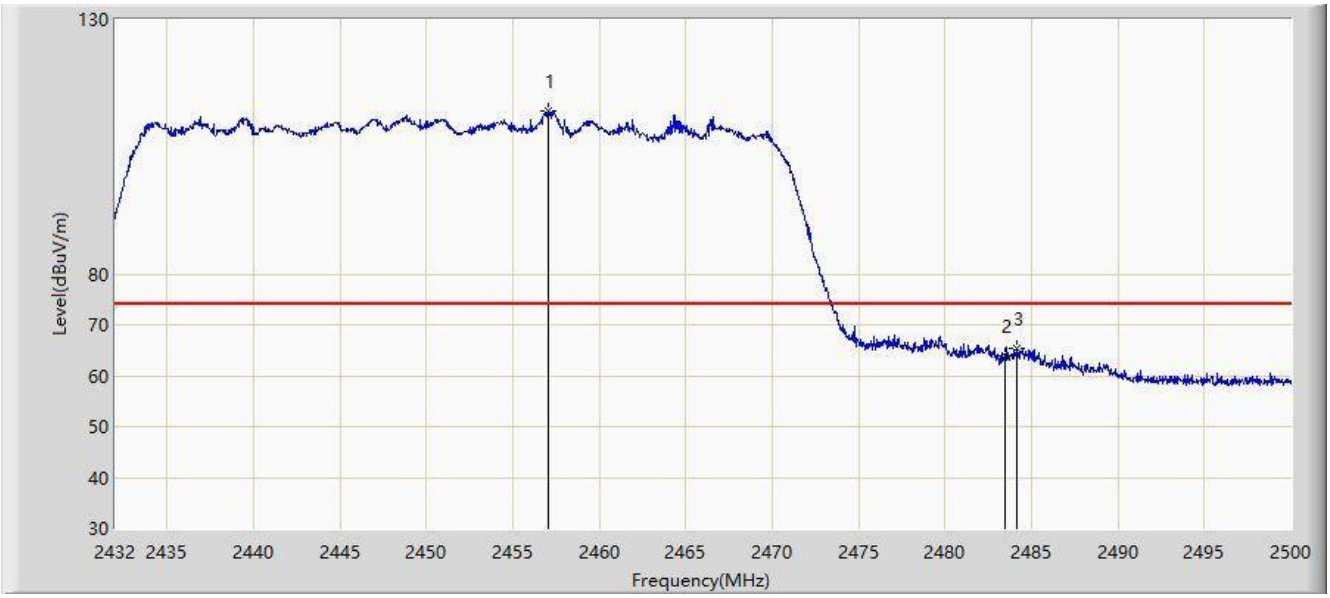

No	Flag	Mark	Frequency (MHz)	Measure Level (dBuV/m)	Reading Level (dBuV)	Margin (dB)	Limit (dBuV/m)	Factor (dB)	Type
1		*	2457.024	111.916	79.333	N/A	N/A	32.583	PK
2			2483.500	63.909	31.205	-10.091	74.000	32.704	PK
3			2484.122	65.475	32.768	-8.525	74.000	32.707	PK

Note: Measure Level (dBµV/m) = Reading Level (dBµV) + Factor (dB)

Factor (dB) = Cable Loss (dB) + Antenna Factor (dB/m).

Site: AC1	Time: 2020/01/14 - 00:52
Limit: FCC_Part 15.209_RE(3m)	Engineer: Kevin Ker
Probe: BBHA 9120D_1-18GHz_2019	Polarity: Horizontal
EUT: ACCESS POINT	Power: By PoE
Test Mode: Transmit by 802.11ax-HE40 at Channel 2452MHz	

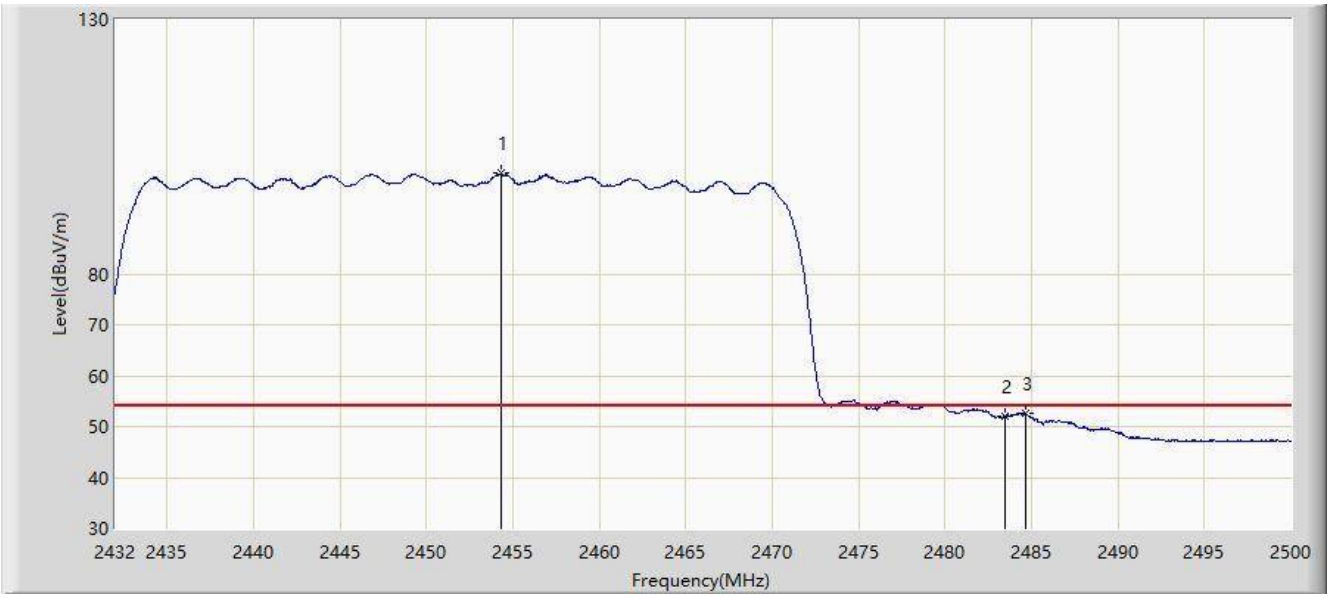

No	Flag	Mark	Frequency (MHz)	Measure Level (dBuV/m)	Reading Level (dBuV)	Margin (dB)	Limit (dBuV/m)	Factor (dB)	Type
1		*	2454.338	99.787	67.217	N/A	N/A	32.570	AV
2			2483.500	52.074	19.370	-1.926	54.000	32.704	AV
3			2484.632	52.547	19.837	-1.453	54.000	32.710	AV

Note: Measure Level (dBµV/m) = Reading Level (dBµV) + Factor (dB)

Factor (dB) = Cable Loss (dB) + Antenna Factor (dB/m).

Site: AC1	Time: 2020/01/14 - 00:54
Limit: FCC_Part 15.209_RE(3m)	Engineer: Kevin Ker
Probe: BBHA 9120D_1-18GHz_2019	Polarity: Vertical
EUT: ACCESS POINT	Power: By PoE
Test Mode: Transmit by 802.11ax-HE40 at Channel 2452MHz	

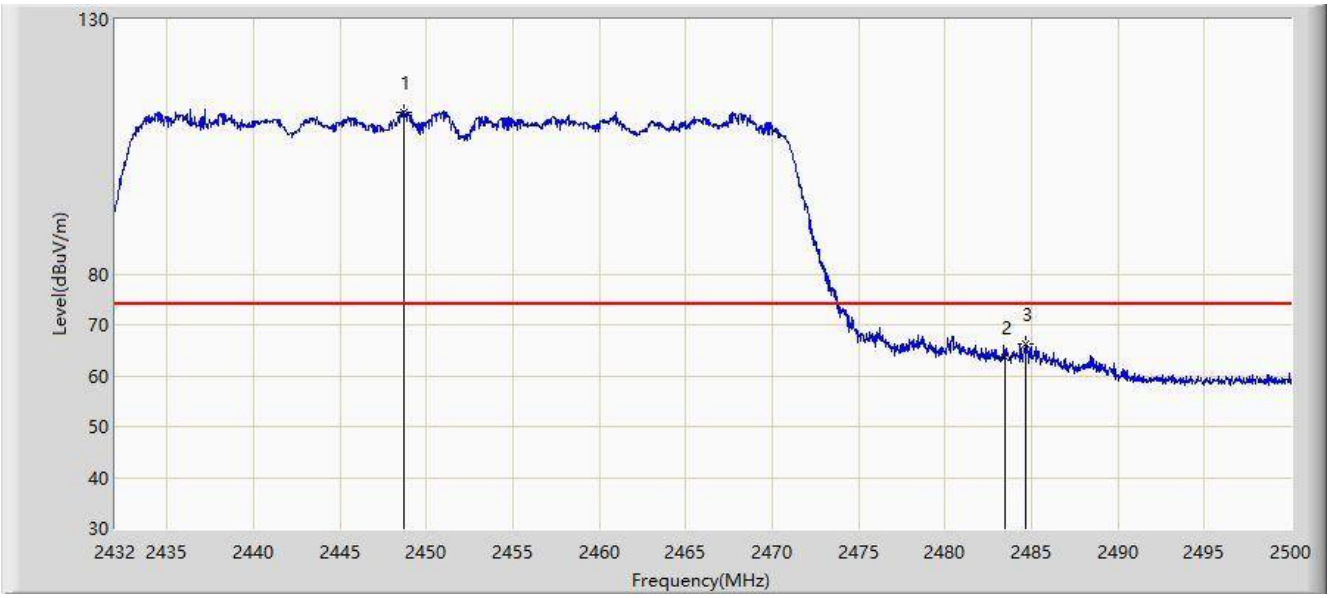

No	Flag	Mark	Frequency (MHz)	Measure Level (dBuV/m)	Reading Level (dBuV)	Margin (dB)	Limit (dBuV/m)	Factor (dB)	Type
1		*	2448.660	111.859	79.315	N/A	N/A	32.544	PK
2			2483.500	63.614	30.910	-10.386	74.000	32.704	PK
3			2484.666	66.257	33.547	-7.743	74.000	32.710	PK

Note: Measure Level (dBµV/m) = Reading Level (dBµV) + Factor (dB)

Factor (dB) = Cable Loss (dB) + Antenna Factor (dB/m).

Site: AC1	Time: 2020/01/14 - 00:56
Limit: FCC_Part 15.209_RE(3m)	Engineer: Kevin Ker
Probe: BBHA 9120D_1-18GHz_2019	Polarity: Vertical
EUT: ACCESS POINT	Power: By PoE
Test Mode: Transmit by 802.11ax-HE40 at Channel 2452MHz	

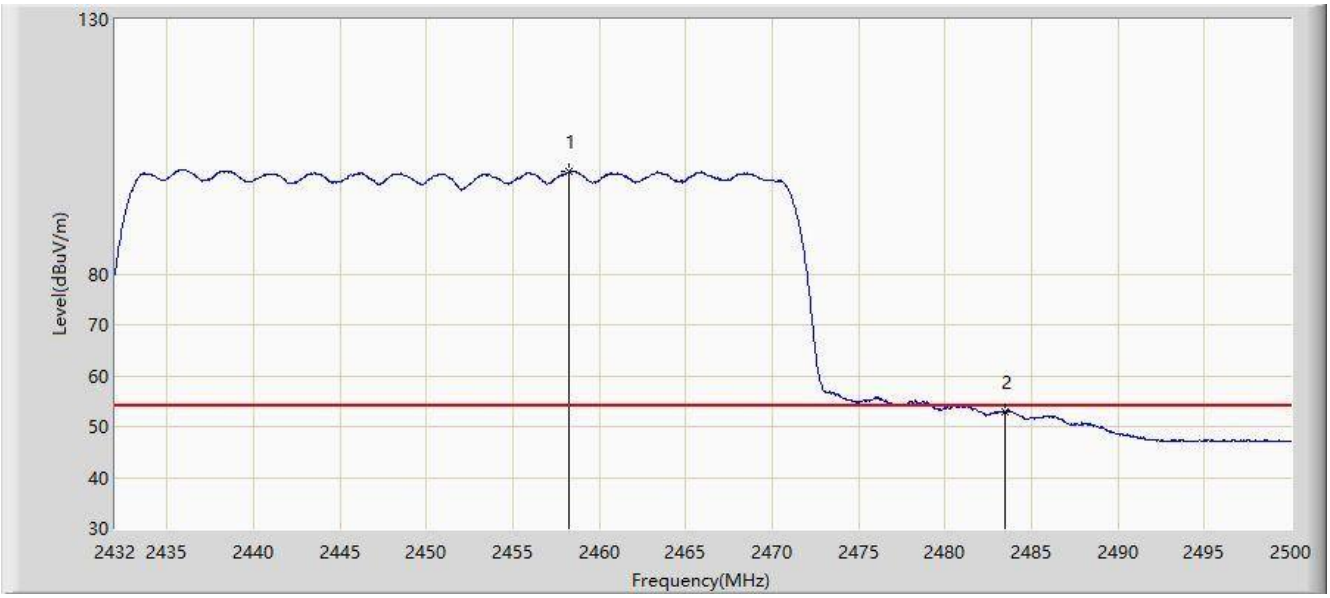

No	Flag	Mark	Frequency (MHz)	Measure Level (dBuV/m)	Reading Level (dBuV)	Margin (dB)	Limit (dBuV/m)	Factor (dB)	Type
1		*	2458.282	100.032	67.444	N/A	N/A	32.588	AV
2			2483.500	52.941	20.237	-1.059	54.000	32.704	AV

Note: Measure Level (dBµV/m) = Reading Level (dBµV) + Factor (dB)

Factor (dB) = Cable Loss (dB) + Antenna Factor (dB/m).