Annex A

BLE Test Result

Model No.: APEX0679

Description Page

1. **Duty Cycle Test Result** 2
2. **6dB Bandwidth Test Result** 3
3. **Output Power Measurement Test Result** 5
4. **Power Spectral Density Measurement Test Result** 8
5. **Conducted Band Edge and Out-of-Band Emissions Test Result** 10
6. **Radiated Spurious Emission Measurement Test Result** 18
7. **Radiated Restricted Band Edge Measurement Test Result** 32
8. **AC Conducted Emission Test Result** 64

1. Duty Cycle Test Result

Test Site	WZ-SR5	Test Engineer	Lynn Yang
Test Date	2023-08-09		

Test Mode	Duty Cycle
BLE - 1Mbps	16.46%
BLE - 2Mbps	9.83%
Duty Cycle (T = Transmission Duration)	
BLE - 1Mbps (T = 102.7μs)	BLE - 2Mbps (T = 61.33μs)
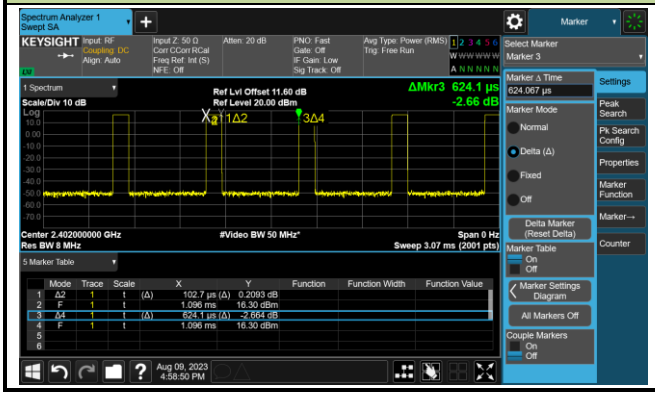	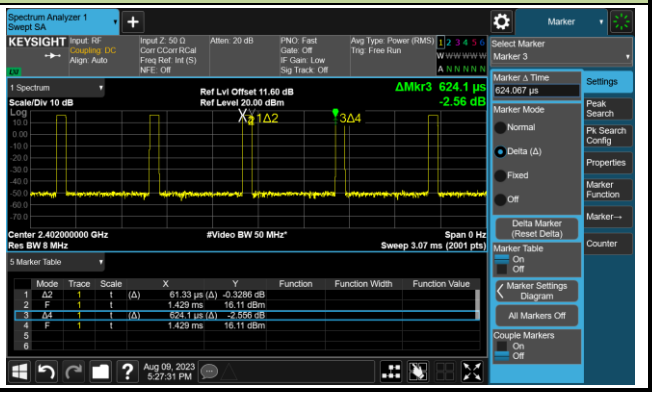

2. 6dB Bandwidth Test Result

Test Site	WZ-SR5	Test Engineer	Lynn Yang
Test Date	2023-08-09		

Test Mode	Data Rate	Channel No.	Frequency (MHz)	6dB Bandwidth (MHz)	Limit (MHz)
BLE	1Mbps	00	2402	0.6925	≥ 0.5
BLE	1Mbps	19	2440	0.6934	≥ 0.5
BLE	1Mbps	39	2480	0.6946	≥ 0.5
BLE	2Mbps	00	2402	1.179	≥ 0.5
BLE	2Mbps	19	2440	1.180	≥ 0.5
BLE	2Mbps	39	2480	1.182	≥ 0.5

BLE - 1Mbps 6dB Bandwidth

Channel 00 (2402MHz)

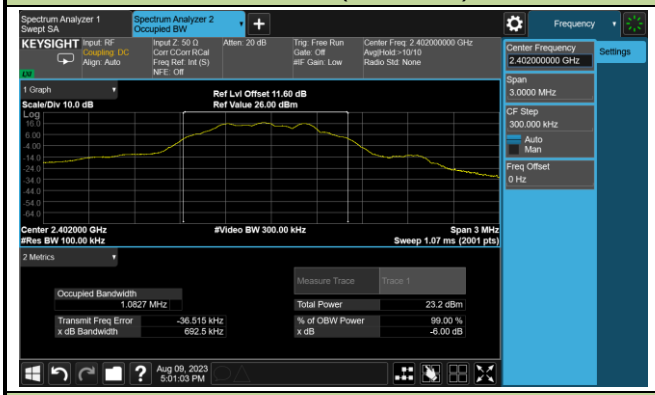

Channel 19 (2440MHz)

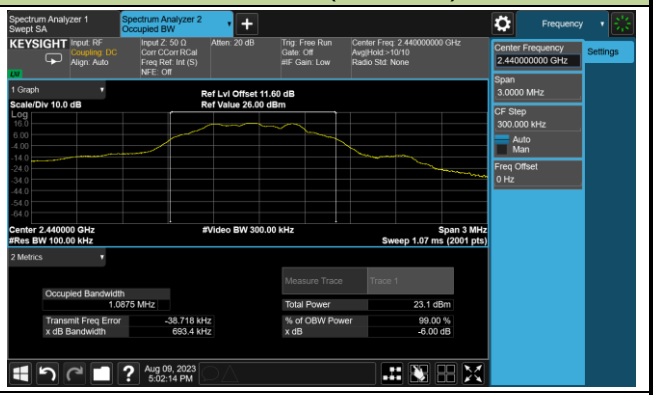

Channel 39 (2480MHz)

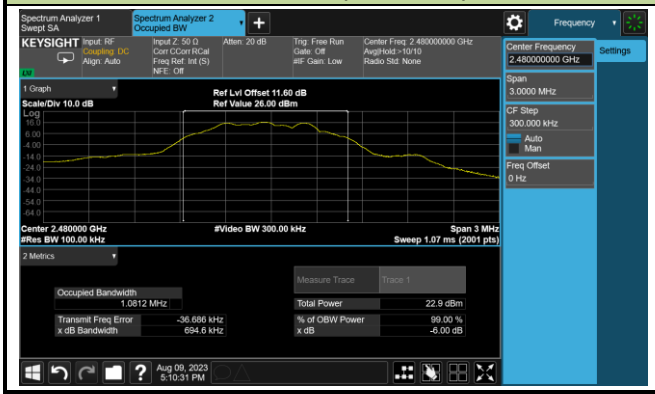

BLE - 2Mbps 6dB Bandwidth	
Channel 00 (2402MHz)	Channel 19 (2440MHz)
	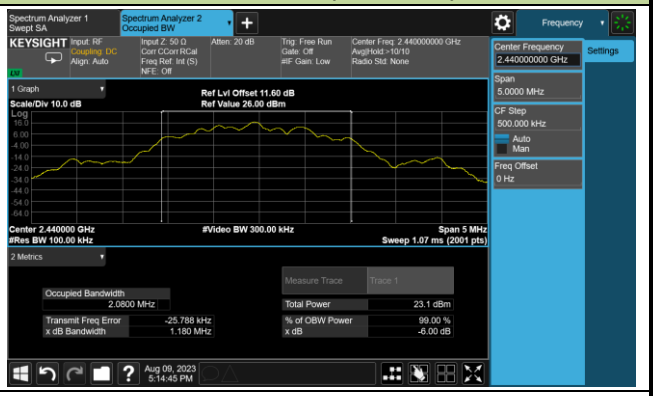
Channel 39 (2480MHz)	
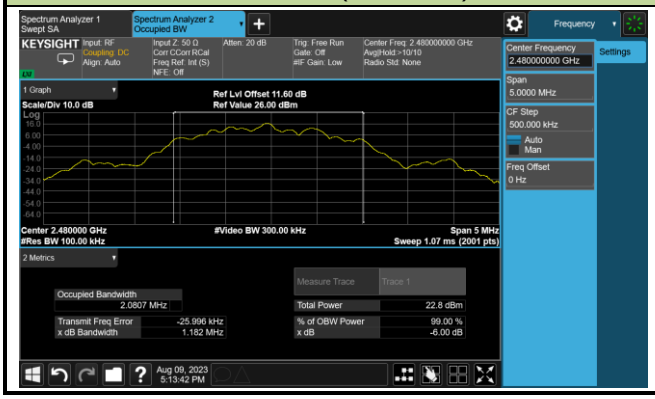	

3. Output Power Measurement Test Result

Test Site	WZ-SR5	Test Engineer	Lynn Yang
Test Date	2023-12-19	Filter Configuration	Filter 4#

Test Result of Peak Output Power

Test Mode	Data Rate	Channel No.	Frequency (MHz)	Peak Power (dBm)	Limit (dBm)	Result
BLE	1Mbps	00	2402	7.72	≤ 29.70	Pass
BLE	1Mbps	19	2440	7.02	≤ 29.70	Pass
BLE	1Mbps	39	2480	6.44	≤ 29.70	Pass
BLE	2Mbps	00	2402	7.96	≤ 29.70	Pass
BLE	2Mbps	19	2440	7.33	≤ 29.70	Pass
BLE	2Mbps	39	2480	6.54	≤ 29.70	Pass

Test Result of Average Output Power (Reporting Only)

Test Mode	Data Rate	Channel No.	Frequency (MHz)	Average Power (dBm)	Limit (dBm)	Result
BLE	1Mbps	00	2402	7.61	≤ 29.70	Pass
BLE	1Mbps	19	2440	6.89	≤ 29.70	Pass
BLE	1Mbps	39	2480	6.34	≤ 29.70	Pass
BLE	2Mbps	00	2402	5.75	≤ 29.70	Pass
BLE	2Mbps	19	2440	5.14	≤ 29.70	Pass
BLE	2Mbps	39	2480	4.33	≤ 29.70	Pass

Test Site	WZ-SR5	Test Engineer	Lynn Yang
Test Date	2023-12-19	Filter Configuration	Filter 5#

Test Result of Peak Output Power

Test Mode	Data Rate	Channel No.	Frequency (MHz)	Peak Power (dBm)	Limit (dBm)	Result
BLE	1Mbps	00	2402	4.87	≤ 30.00	Pass
BLE	2Mbps	00	2402	4.76	≤ 30.00	Pass

Test Result of Average Output Power (Reporting Only)

Test Mode	Data Rate	Channel No.	Frequency (MHz)	Average Power (dBm)	Limit (dBm)	Result
BLE	1Mbps	00	2402	4.72	≤ 30.00	Pass
BLE	2Mbps	00	2402	2.51	≤ 30.00	Pass

Test Site	WZ-SR5	Test Engineer	Lynn Yang
Test Date	2023-12-19	Filter Configuration	Filter 6#

Test Result of Peak Output Power

Test Mode	Data Rate	Channel No.	Frequency (MHz)	Peak Power (dBm)	Limit (dBm)	Result
BLE	1Mbps	39	2480	3.65	≤ 30.00	Pass
BLE	2Mbps	39	2480	3.93	≤ 30.00	Pass

Test Result of Average Output Power (Reporting Only)

Test Mode	Data Rate	Channel No.	Frequency (MHz)	Average Power (dBm)	Limit (dBm)	Result
BLE	1Mbps	39	2480	3.35	≤ 30.00	Pass
BLE	2Mbps	39	2480	1.60	≤ 30.00	Pass

4. Power Spectral Density Measurement Test Result

Test Site	WZ-SR5	Test Engineer	Lynn Yang
Test Date	2023-12-19 ~ 2023-12-27		

Test Mode	Data Rate	Channel No.	Frequency (MHz)	PSD Result (dBm / 3kHz)	Limit (dBm / 3kHz)	Result
BLE	1Mbps	00	2402	-9.97	≤ 8.00	Pass
BLE	1Mbps	19	2440	-10.56	≤ 8.00	Pass
BLE	1Mbps	39	2480	-11.51	≤ 8.00	Pass
BLE	2Mbps	00	2402	-11.84	≤ 8.00	Pass
BLE	2Mbps	19	2440	-12.52	≤ 8.00	Pass
BLE	2Mbps	39	2480	-13.35	≤ 8.00	Pass

BLE - 1Mbps PSD

Channel 00 (2402MHz)

Channel 19 (2440MHz)

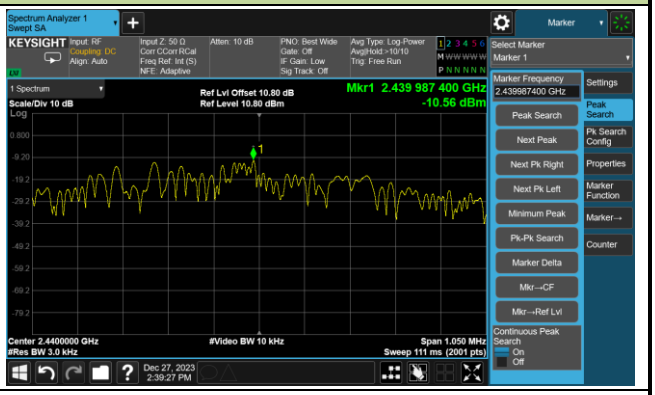

Channel 39 (2480MHz)

BLE - 2Mbps PSD	
Channel 00 (2402MHz)	Channel 19 (2440MHz)
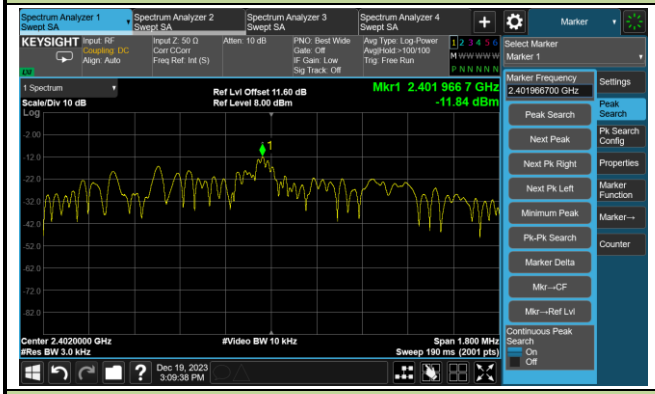	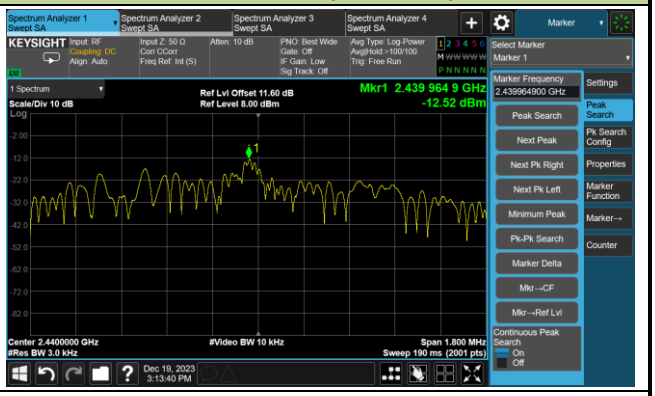
Channel 39 (2480MHz)	
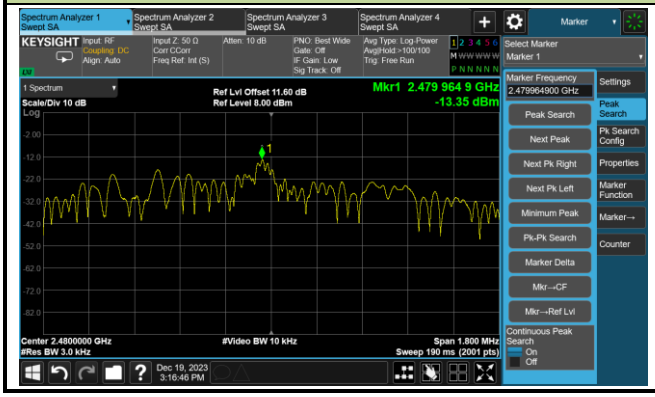	

5. Conducted Band Edge and Out-of-Band Emissions Test Result

Test Site	WZ-SR5	Test Engineer	Lynn Yang
Test Date	2023-12-19 ~ 2023-12-27	Filter Configuration	Filter 4#

Test Mode	Data Rate / Mbps	Channel No.	Frequency (MHz)	Limit (dBc)	Result
BLE	1	00	2402	20	Pass
BLE	1	19	2440	20	Pass
BLE	1	39	2480	20	Pass
BLE	2	00	2402	20	Pass
BLE	2	19	2440	20	Pass
BLE	2	39	2480	20	Pass

BLE - 1Mbps Out-of-Band Emissions

Channel 00 (2402MHz)

100kHz PSD Reference Level

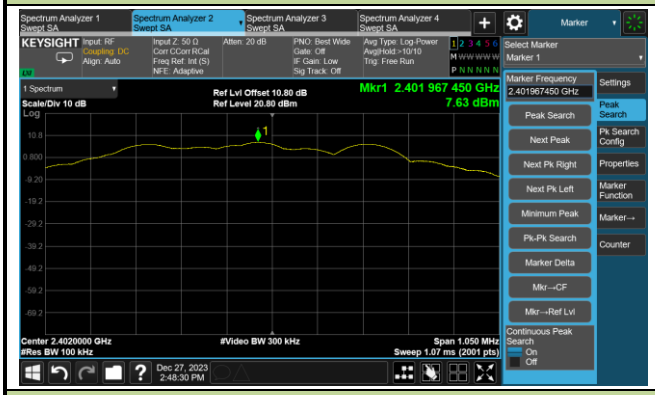

Low Band Edge

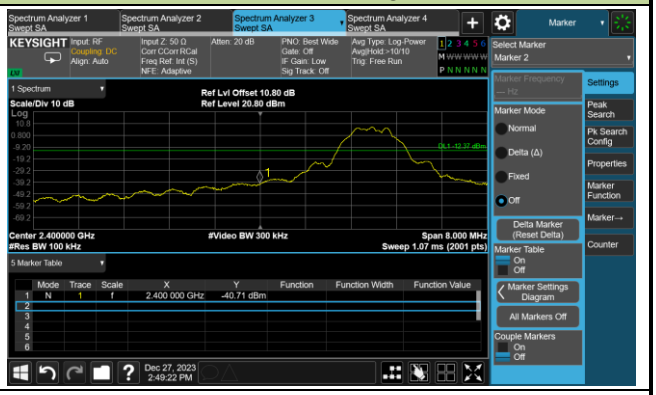

Spurious Emission 30MHz ~ 25GHz

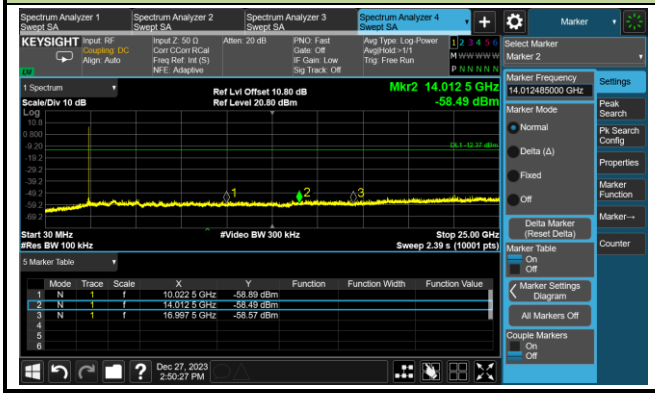

Channel 19 (2440MHz)	
100kHz PSD Reference Level	Spurious Emission 30MHz ~ 25GHz
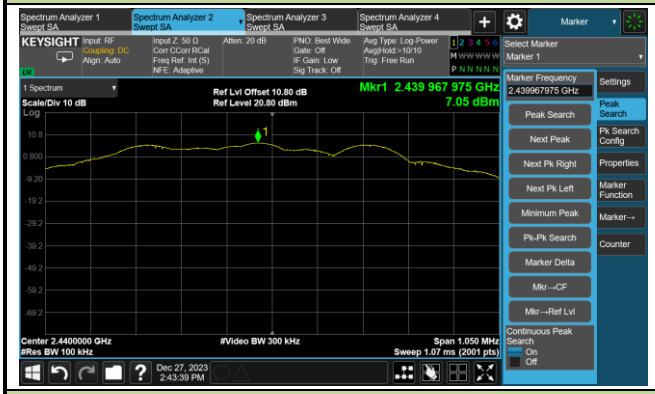	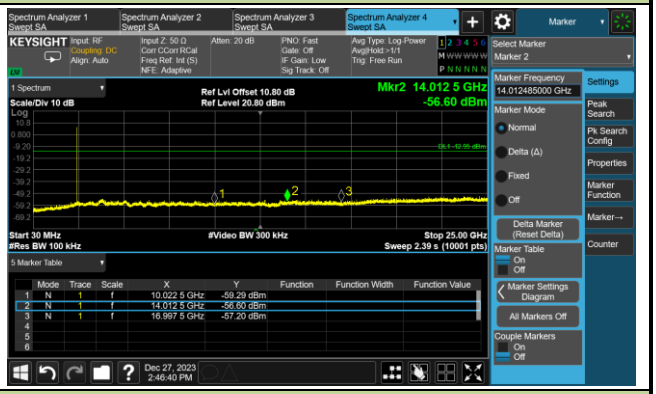
Channel 39 (2480MHz)	
100kHz PSD Reference Level	High Band Edge
Spurious Emission 30MHz ~ 25GHz	
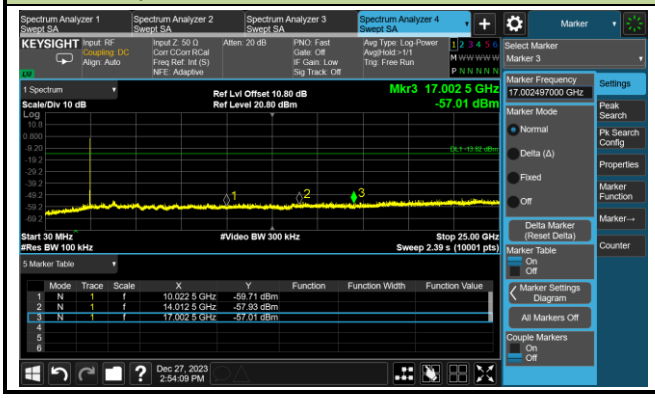	

BLE - 2Mbps Out-of-Band Emissions

Channel 00 (2402MHz)

100kHz PSD Reference Level

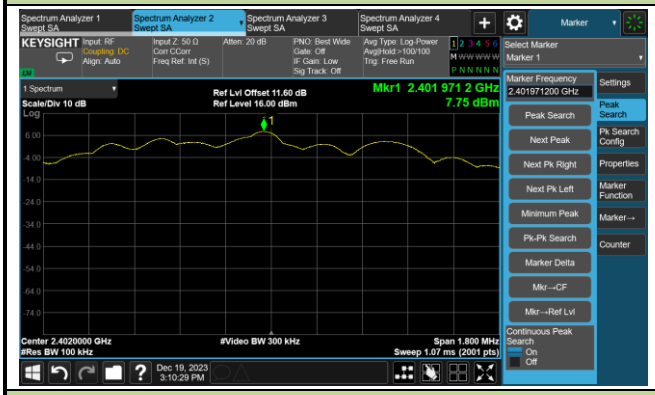

Low Band Edge

Spurious Emission 30MHz ~ 25GHz

Channel 19 (2440MHz)

100kHz PSD Reference Level

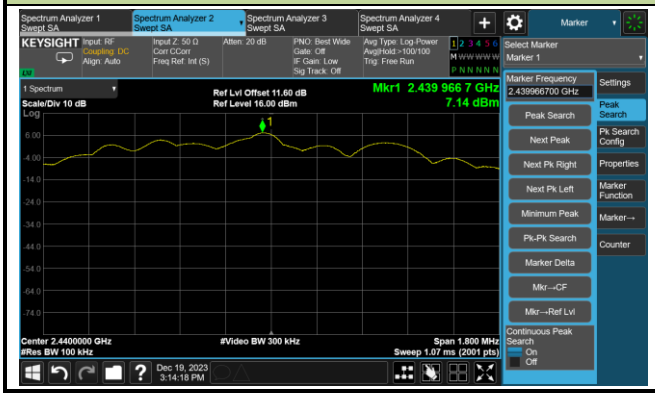

Spurious Emission 30MHz ~ 25GHz

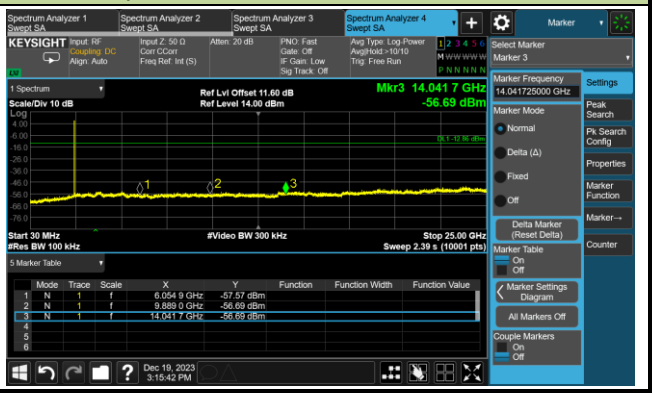

Channel 39 (2480MHz)	
100kHz PSD Reference Level	High Band Edge
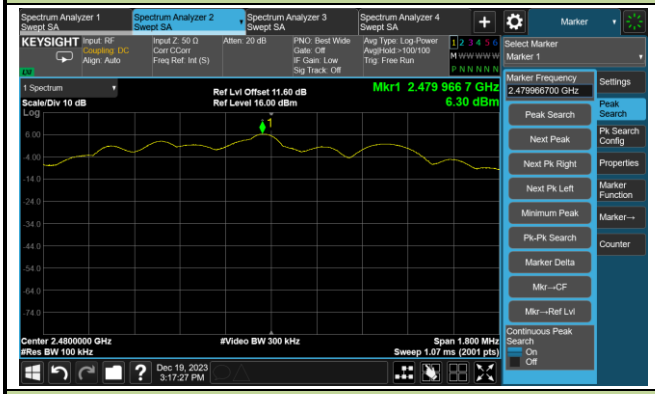	
Spurious Emission 30MHz ~ 25GHz	
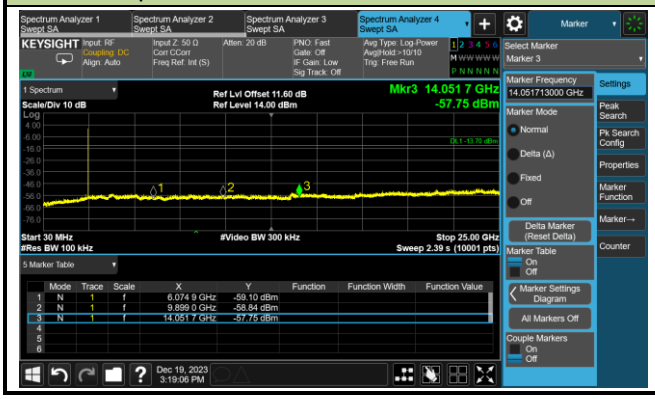	

Test Site	WZ-SR5	Test Engineer	Lynn Yang
Test Date	2023-12-19 ~ 2023-12-27	Filter Configuration	Filter 5#

Test Mode	Data Rate / Mbps	Channel No.	Frequency (MHz)	Limit (dBc)	Result
BLE	1	00	2402	20	Pass
BLE	2	00	2402	20	Pass

BLE - 1Mbps Out-of-Band Emissions

Channel 00 (2402MHz)

100kHz PSD Reference Level

Low Band Edge

Spurious Emission 30MHz ~ 25GHz

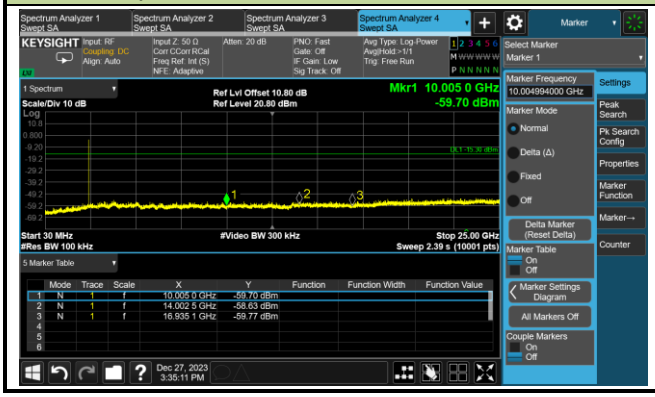

BLE - 2Mbps Out-of-Band Emissions	
Channel 00 (2402MHz)	
100kHz PSD Reference Level	Low Band Edge
Spurious Emission 30MHz ~ 25GHz	
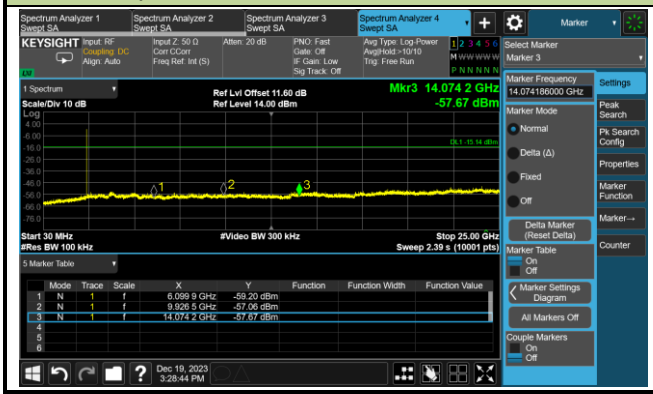	

Test Site	WZ-SR5	Test Engineer	Lynn Yang
Test Date	2023-12-19 ~ 2023-12-27	Filter Configuration	Filter 6#

Test Mode	Data Rate / Mbps	Channel No.	Frequency (MHz)	Limit (dBc)	Result
BLE	1	39	2480	20	Pass
BLE	2	39	2480	20	Pass

BLE - 1Mbps Out-of-Band Emissions

Channel 39 (2480MHz)

100kHz PSD Reference Level

High Band Edge

Spurious Emission 30MHz ~ 25GHz

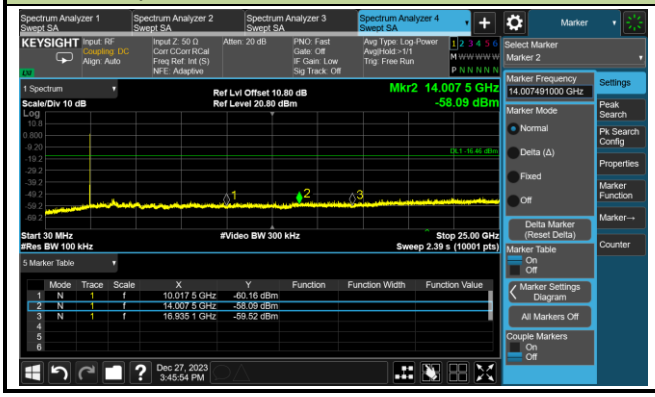

BLE - 2Mbps Out-of-Band Emissions	
Channel 39 (2480MHz)	
100kHz PSD Reference Level	High Band Edge
	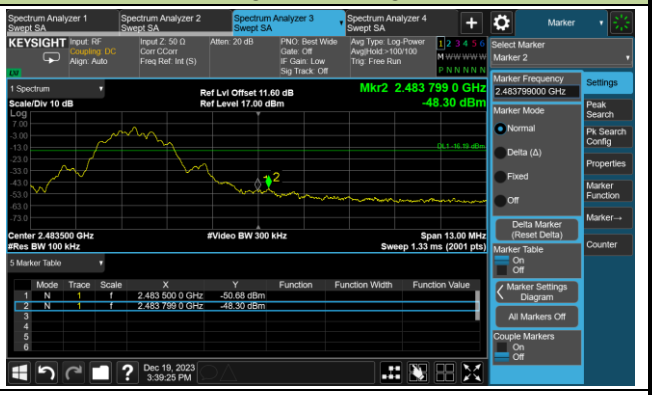
Spurious Emission 30MHz ~ 25GHz	
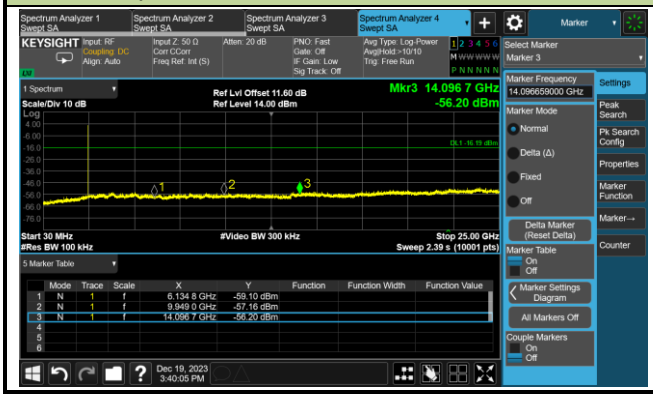	

6. Radiated Spurious Emission Measurement Test Result

Filter 4#

Test Site	WZ-AC1	Test Engineer	Frank Xue
Test Date	2023-12-18	Test Mode:	BLE - 1Mbps
Remark:	1. Average measurement was not performed if peak level lower than average limit. 2. Other frequency was 20dB below limit line within 1-18GHz, there is not show in the report.		

Test Channel	Frequency (MHz)	Reading Level (dBμV)	Factor (dB/m)	Measure Level (dBμV/m)	Limit (dBμV/m)	Margin (dB)	Detector	Polarization
00	7443.0	37.1	8.6	45.7	74.0	-28.3	Peak	Horizontal
	8148.5	36.5	9.3	45.8	74.0	-28.2	Peak	Horizontal
	11540.0	35.6	13.5	49.1	74.0	-24.9	Peak	Horizontal
	7460.0	37.0	8.6	45.6	74.0	-28.4	Peak	Vertical
	8106.0	36.4	9.3	45.7	74.0	-28.3	Peak	Vertical
	11523.0	35.6	13.6	49.2	74.0	-24.8	Peak	Vertical
19	7460.0	36.7	8.6	45.3	74.0	-28.7	Peak	Horizontal
	8429.0	36.3	8.9	45.2	74.0	-28.8	Peak	Horizontal
	10911.0	34.9	14.0	48.9	74.0	-25.1	Peak	Horizontal
	7562.0	37.4	8.4	45.8	74.0	-28.2	Peak	Vertical
	8454.5	36.4	9.2	45.6	74.0	-28.4	Peak	Vertical
	11497.5	35.5	13.7	49.2	74.0	-24.8	Peak	Vertical
39	7689.5	37.3	8.1	45.4	74.0	-28.6	Peak	Horizontal
	8148.5	35.6	9.3	44.9	74.0	-29.1	Peak	Horizontal
	10911.0	35.9	14.0	49.9	74.0	-24.1	Peak	Horizontal
	7451.5	36.6	8.6	45.2	74.0	-28.8	Peak	Vertical
	8140.0	35.8	9.2	45.0	74.0	-29.0	Peak	Vertical
	11557.0	35.8	13.4	49.2	74.0	-24.8	Peak	Vertical

Note: Measure Level (dBμV/m) = Reading Level (dBμV) + Factor (dB/m)

Factor (dB/m) = Cable Loss (dB) + Antenna Factor (dB/m) - Pre_Amplifier Gain (dB)

Test Site	WZ-AC1	Test Engineer	Frank Xue
Test Date	2023-12-18	Test Mode:	BLE - 2Mbps
Remark:	1. Average measurement was not performed if peak level lower than average limit. 2. Other frequency was 20dB below limit line within 1-18GHz, there is not show in the report.		

Test Channel	Frequency (MHz)	Reading Level (dBµV)	Factor (dB/m)	Measure Level (dBµV/m)	Limit (dBµV/m)	Margin (dB)	Detector	Polarization
00	7298.5	36.5	8.4	44.9	74.0	-29.1	Peak	Horizontal
	8123.0	35.6	9.0	44.6	74.0	-29.4	Peak	Horizontal
	11021.5	34.5	14.1	48.6	74.0	-25.4	Peak	Horizontal
	7715.0	36.5	8.3	44.8	74.0	-29.2	Peak	Vertical
	8148.5	35.4	9.3	44.7	74.0	-29.3	Peak	Vertical
	10860.0	35.5	14.0	49.5	74.0	-24.5	Peak	Vertical
19	7460.0	35.7	8.6	44.3	74.0	-29.7	Peak	Horizontal
	8165.5	35.9	9.2	45.1	74.0	-28.9	Peak	Horizontal
	10639.0	34.2	14.3	48.5	74.0	-25.5	Peak	Horizontal
	7324.0	36.1	8.2	44.3	74.0	-29.7	Peak	Vertical
	8131.5	38.0	9.1	47.1	74.0	-26.9	Peak	Vertical
	10953.5	34.9	14.1	49.0	74.0	-25.0	Peak	Vertical
39	7426.0	36.5	8.5	45.0	74.0	-29.0	Peak	Horizontal
	8106.0	36.1	9.3	45.4	74.0	-28.6	Peak	Horizontal
	11021.5	36.1	14.1	50.2	74.0	-23.8	Peak	Horizontal
	7502.5	36.0	8.5	44.5	74.0	-29.5	Peak	Vertical
	8327.0	36.0	8.7	44.7	74.0	-29.3	Peak	Vertical
	11081.0	34.2	14.0	48.2	74.0	-25.8	Peak	Vertical

Note: Measure Level (dBµV/m) = Reading Level (dBµV) + Factor (dB/m)

Factor (dB/m) = Cable Loss (dB) + Antenna Factor (dB/m) - Pre_Amplifier Gain (dB)

Filter 5#

Test Site	WZ-AC1	Test Engineer	Frank Xue
Test Date	2023-12-18	Test Mode:	BLE - 1Mbps
Remark:	1. Average measurement was not performed if peak level lower than average limit. 2. Other frequency was 20dB below limit line within 1-18GHz, there is not show in the report.		

Test Channel	Frequency (MHz)	Reading Level (dBμV)	Factor (dB/m)	Measure Level (dBμV/m)	Limit (dBμV/m)	Margin (dB)	Detector	Polarization
00	7511.0	36.2	8.4	44.6	74.0	-29.4	Peak	Horizontal
	8131.5	35.5	9.1	44.6	74.0	-29.4	Peak	Horizontal
	11599.5	35.0	13.2	48.2	74.0	-25.8	Peak	Horizontal
	7536.5	35.8	8.5	44.3	74.0	-29.7	Peak	Vertical
	8165.5	35.3	9.2	44.5	74.0	-29.5	Peak	Vertical
	11565.5	35.7	13.3	49.0	74.0	-25.0	Peak	Vertical
Note: Measure Level (dBμV/m) = Reading Level (dBμV) + Factor (dB/m) Factor (dB/m) = Cable Loss (dB) + Antenna Factor (dB/m) - Pre_Amplifier Gain (dB)								

Test Site	WZ-AC1	Test Engineer	Frank Xue
Test Date	2023-12-18	Test Mode:	BLE - 2Mbps
Remark:	1. Average measurement was not performed if peak level lower than average limit. 2. Other frequency was 20dB below limit line within 1-18GHz, there is not show in the report.		

Test Channel	Frequency (MHz)	Reading Level (dBμV)	Factor (dB/m)	Measure Level (dBμV/m)	Limit (dBμV/m)	Margin (dB)	Detector	Polarization
00	7383.5	35.8	8.6	44.4	74.0	-29.6	Peak	Horizontal
	8165.5	35.6	9.2	44.8	74.0	-29.2	Peak	Horizontal
	11055.5	34.3	14.1	48.4	74.0	-25.6	Peak	Horizontal
	7494.0	35.2	8.6	43.8	74.0	-30.2	Peak	Vertical
	8437.5	36.4	8.9	45.3	74.0	-28.7	Peak	Vertical
	11115.0	36.0	13.5	49.5	74.0	-24.5	Peak	Vertical
Note: Measure Level (dBμV/m) = Reading Level (dBμV) + Factor (dB/m) Factor (dB/m) = Cable Loss (dB) + Antenna Factor (dB/m) - Pre_Amplifier Gain (dB)								

Filter 6#

Test Site	WZ-AC1	Test Engineer	Frank Xue
Test Date	2023-12-18	Test Mode:	BLE - 1Mbps
Remark:	1. Average measurement was not performed if peak level lower than average limit. 2. Other frequency was 20dB below limit line within 1-18GHz, there is not show in the report.		

Test Channel	Frequency (MHz)	Reading Level (dBμV)	Factor (dB/m)	Measure Level (dBμV/m)	Limit (dBμV/m)	Margin (dB)	Detector	Polarization
39	7587.5	37.5	8.3	45.8	74.0	-28.2	Peak	Horizontal
	8182.5	37.2	8.9	46.1	74.0	-27.9	Peak	Horizontal
	11489.0	35.9	13.8	49.7	74.0	-24.3	Peak	Horizontal
	7587.5	37.5	8.3	45.8	74.0	-28.2	Peak	Vertical
	8182.5	37.2	8.9	46.1	74.0	-27.9	Peak	Vertical
	11123.5	37.1	13.5	50.6	74.0	-23.4	Peak	Vertical
Note: Measure Level (dBμV/m) = Reading Level (dBμV) + Factor (dB/m) Factor (dB/m) = Cable Loss (dB) + Antenna Factor (dB/m) - Pre_Amplifier Gain (dB)								

Test Site	WZ-AC1	Test Engineer	Frank Xue
Test Date	2023-12-18	Test Mode:	BLE - 2Mbps
Remark:	1. Average measurement was not performed if peak level lower than average limit. 2. Other frequency was 20dB below limit line within 1-18GHz, there is not show in the report.		

Test Channel	Frequency (MHz)	Reading Level (dBµV)	Factor (dB/m)	Measure Level (dBµV/m)	Limit (dBµV/m)	Margin (dB)	Detector	Polarization
39	7511.0	37.2	8.4	45.6	74.0	-28.4	Peak	Horizontal
	8361.0	36.7	8.8	45.5	74.0	-28.5	Peak	Horizontal
	11013.0	35.2	14.3	49.5	74.0	-24.5	Peak	Horizontal
	7460.0	36.2	8.6	44.8	74.0	-29.2	Peak	Vertical
	8148.5	36.8	9.3	46.1	74.0	-27.9	Peak	Vertical
	11489.0	35.6	13.8	49.4	74.0	-24.6	Peak	Vertical
Note: Measure Level (dBµV/m) = Reading Level (dBµV) + Factor (dB/m) Factor (dB/m) = Cable Loss (dB) + Antenna Factor (dB/m) - Pre_Amplifier Gain (dB)								

The Result of Radiated Emission below 1GHz:

Site: WZ-AC1	Test Date: 2023-10-12
Limit: FCC_Part 15.209_RSE(3m)	Engineer: Carl Jiang
Probe: FMZB1519_0.009-30MHz	Polarity: Coaxial
EUT: ACCESS POINT	Power: By PoE
Test Mode: Transmit by BLE 1M at 2402MHz	

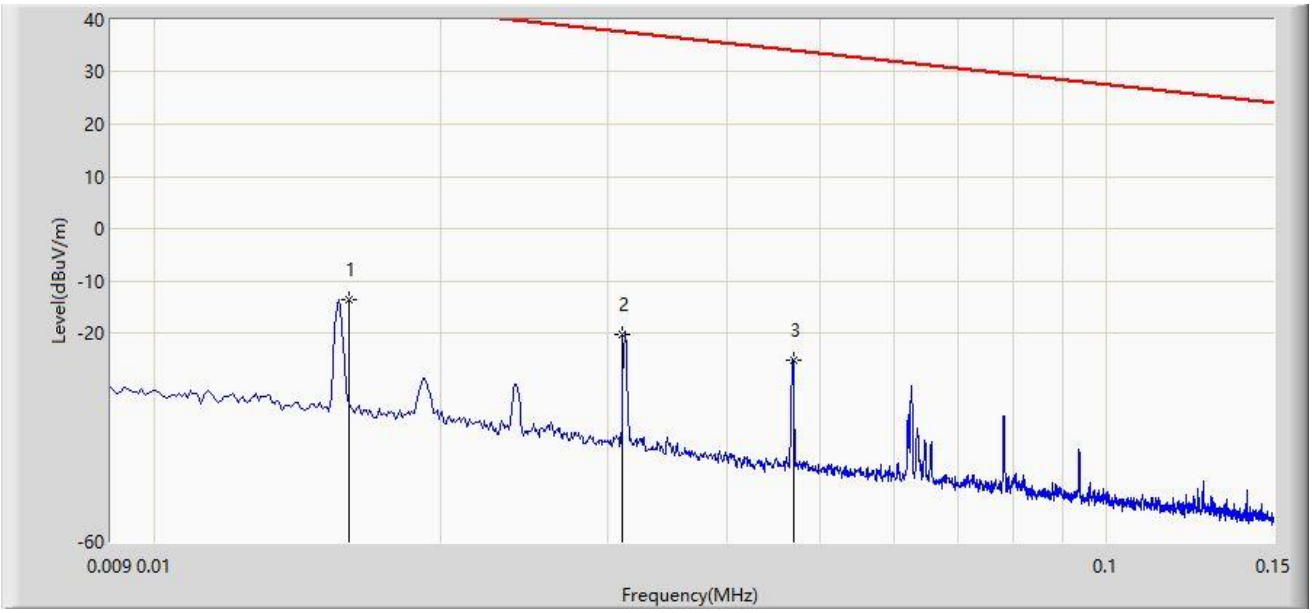

No	Mark	Frequency (MHz)	Measure Level (dBμV/m)	Reading Level (dBμV)	Margin (dB)	Limit (dBμV/m)	Factor (dB/m)	Type
1	*	0.016	-13.569	66.395	-57.075	43.505	-79.964	PK
2		0.031	-20.205	59.756	-57.968	37.764	-79.961	PK
3		0.047	-25.359	54.598	-59.510	34.151	-79.957	PK

Note 1: " * ", means this data is the worst emission level.

Note 2: Measure Level (dBμV/m) = Reading Level (dBμV) + Factor (dB/m).

Note 3: Factor (dB/m) = Cable Loss (dB) + Antenna Factor (dB/m).

Note 4: Quasi-Peak measurement was not performed when peak measure level was lower than the quasi-peak limit.

Site: WZ-AC1	Test Date: 2023-10-12
Limit: FCC_Part 15.209_RSE(3m)	Engineer: Carl Jiang
Probe: FMZB1519_0.009-30MHz	Polarity: Coaxial
EUT: ACCESS POINT	Power: By PoE
Test Mode: Transmit by BLE 1M at 2402MHz	

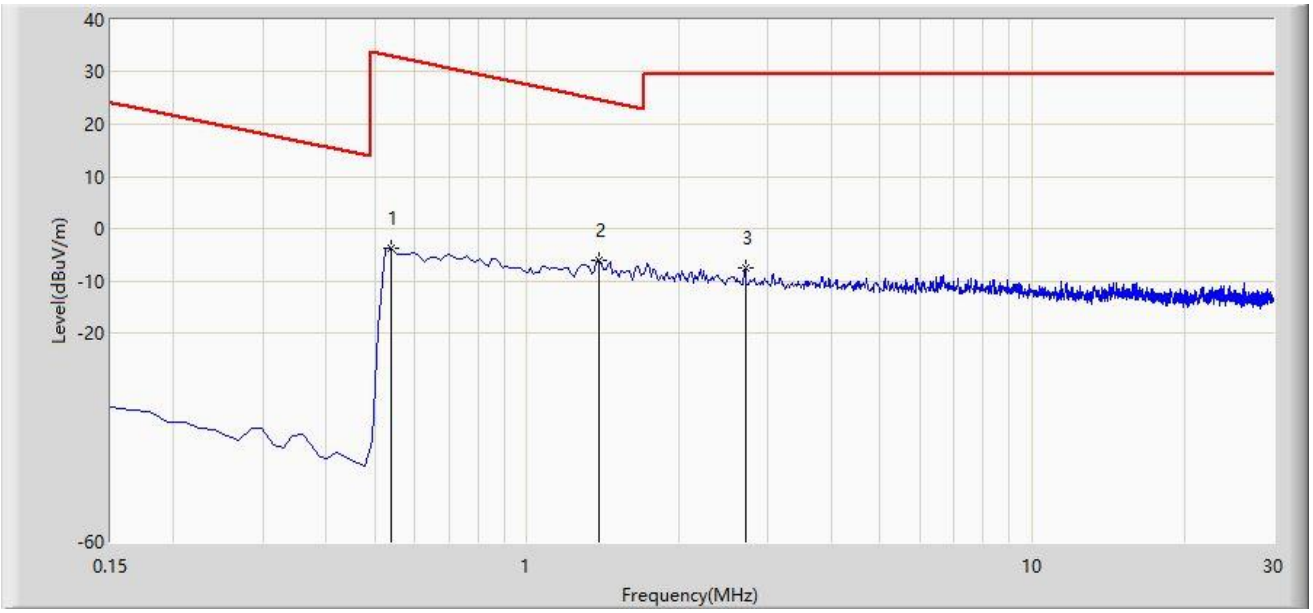

No	Mark	Frequency (MHz)	Measure Level (dBμV/m)	Reading Level (dBμV)	Margin (dB)	Limit (dBμV/m)	Factor (dB/m)	Type
1		0.538	-3.839	36.005	-36.829	32.991	-39.844	PK
2	*	1.389	-5.952	33.846	-30.727	24.775	-39.798	PK
3		2.702	-7.654	32.132	-37.154	29.500	-39.786	PK

Note 1: " * ", means this data is the worst emission level.

Note 2: Measure Level (dBμV/m) = Reading Level (dBμV) + Factor (dB/m).

Note 3: Factor (dB/m) = Cable Loss (dB) + Antenna Factor (dB/m).

Note 4: Quasi-Peak measurement was not performed when peak measure level was lower than the quasi-peak limit.

Site: WZ-AC1	Test Date: 2023-10-12
Limit: FCC_Part 15.209_RSE(3m)	Engineer: Carl Jiang
Probe: FMZB1519_0.009-30MHz	Polarity: Coplanar
EUT: ACCESS POINT	Power: By PoE
Test Mode: Transmit by BLE 1M at 2402MHz	

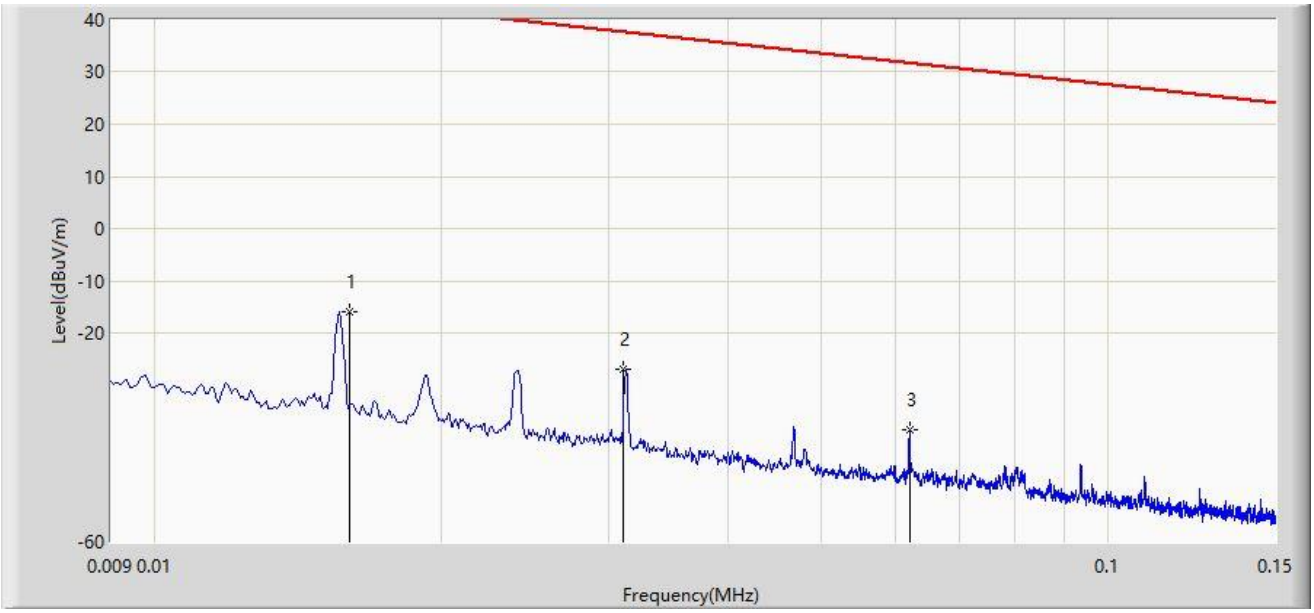

No	Mark	Frequency (MHz)	Measure Level (dBμV/m)	Reading Level (dBμV)	Margin (dB)	Limit (dBμV/m)	Factor (dB/m)	Type
1	*	0.016	-15.906	64.058	-59.412	43.505	-79.964	PK
2		0.031	-26.898	53.063	-64.661	37.764	-79.961	PK
3		0.062	-38.467	41.487	-70.214	31.746	-79.954	PK

Note 1: " * ", means this data is the worst emission level.

Note 2: Measure Level (dBμV/m) = Reading Level (dBμV) + Factor (dB/m).

Note 3: Factor (dB/m) = Cable Loss (dB) + Antenna Factor (dB/m).

Note 4: Quasi-Peak measurement was not performed when peak measure level was lower than the quasi-peak limit.

Site: WZ-AC1	Test Date: 2023-10-12
Limit: FCC_Part 15.209_RSE(3m)	Engineer: Carl Jiang
Probe: FMZB1519_0.009-30MHz	Polarity: Coplanar
EUT: ACCESS POINT	Power: By PoE
Test Mode: Transmit by BLE 1M at 2402MHz	

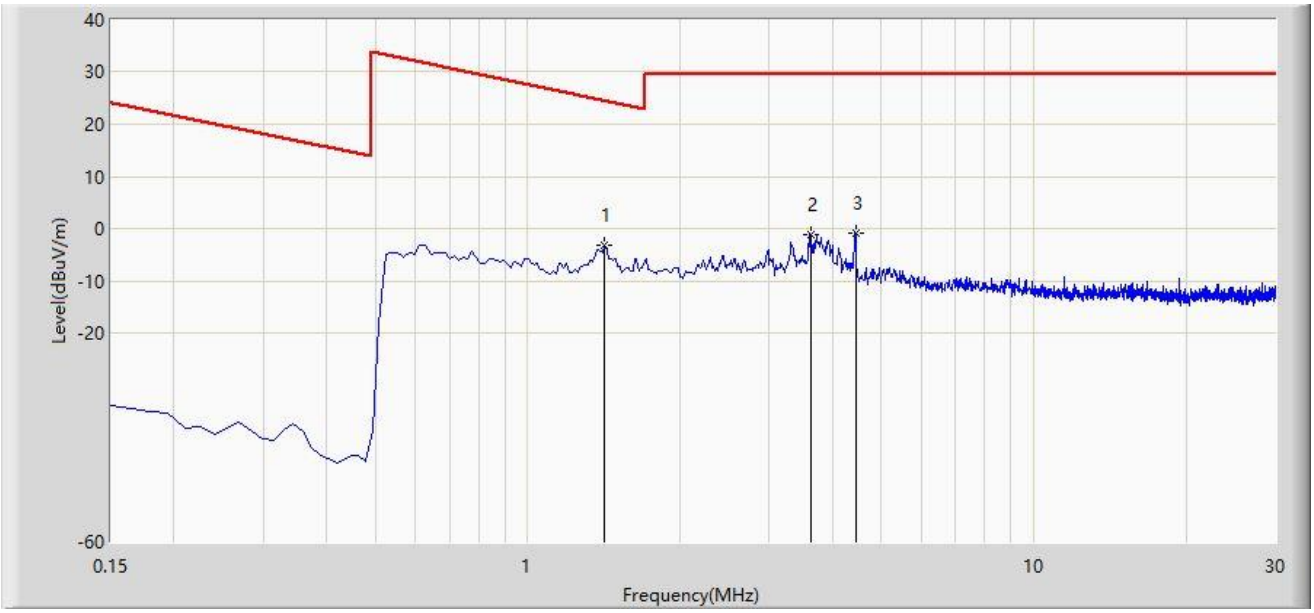

No	Mark	Frequency (MHz)	Measure Level (dBμV/m)	Reading Level (dBμV)	Margin (dB)	Limit (dBμV/m)	Factor (dB/m)	Type
1	*	1.419	-3.078	36.719	-27.668	24.590	-39.797	PK
2		3.628	-1.269	38.495	-30.769	29.500	-39.764	PK
3		4.448	-0.967	38.772	-30.467	29.500	-39.739	PK

Note 1: " * ", means this data is the worst emission level.

Note 2: Measure Level (dBμV/m) = Reading Level (dBμV) + Factor (dB/m).

Note 3: Factor (dB/m) = Cable Loss (dB) + Antenna Factor (dB/m).

Note 4: Quasi-Peak measurement was not performed when peak measure level was lower than the quasi-peak limit.

Site: WZ-AC1	Test Date: 2023-08-22
Limit: FCC_Part 15.209_RSE(3m)	Engineer: Carl Jiang
Probe: VULB 9168_25-2000MHz	Polarity: Horizontal
EUT: ACCESS POINT	Power: By PoE
Test Mode: Transmit by BLE 1M at 2402MHz	

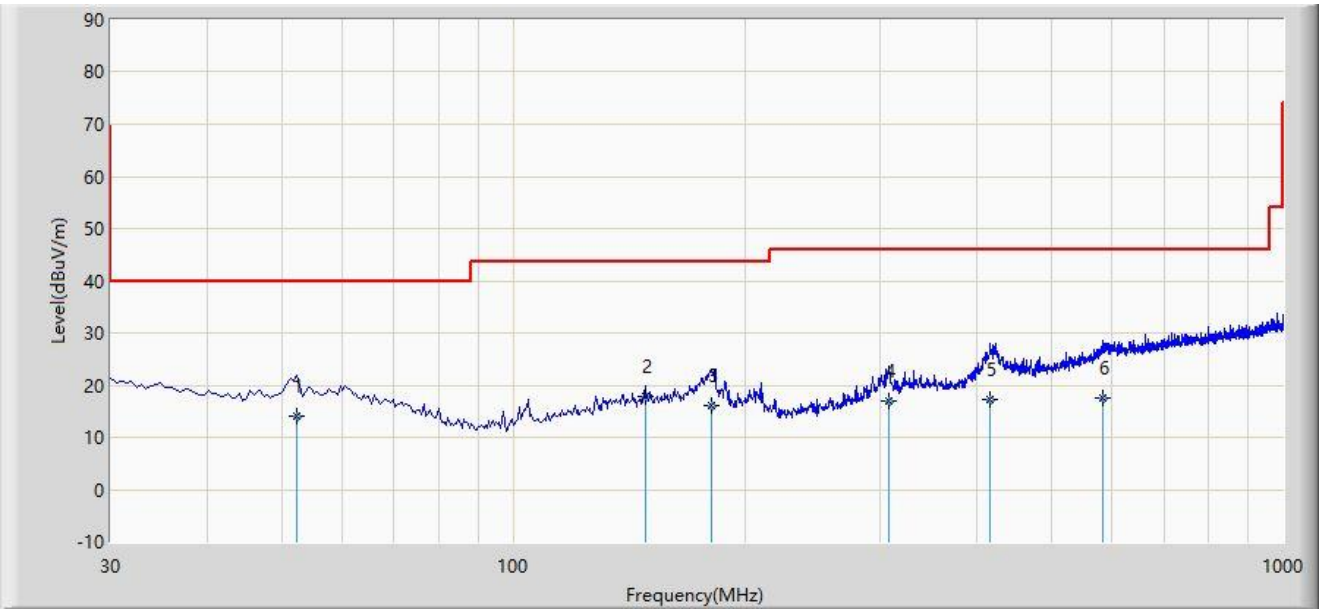

No	Mark	Frequency (MHz)	Measure Level (dBμV/m)	Reading Level (dBμV)	Margin (dB)	Limit (dBμV/m)	Factor (dB/m)	Type
1		52.310	13.965	-4.600	-26.035	40.000	18.565	QP
2	*	148.340	17.754	-0.300	-25.746	43.500	18.055	QP
3		180.835	16.082	-0.700	-27.418	43.500	16.782	QP
4		307.905	16.872	-1.900	-29.128	46.000	18.771	QP
5		416.545	17.187	-4.100	-28.813	46.000	21.287	QP
6		583.370	17.525	-7.400	-28.475	46.000	24.925	QP

Note 1: " * ", means this data is the worst emission level.

Note 2: Measure Level (dBμV/m) = Reading Level (dBμV) + Factor (dB/m).

Note 3: Factor (dB/m) = Cable Loss (dB) + Antenna Factor (dB/m).

Note 4: The amplitude of radiated emissions (frequency range from 9kHz to 30MHz and 18GHz to 25GHz) is that proximity to ambient noise, which also are attenuated more than 20 dB below the permissible value. Therefore, the data is not presented in the report.

Site: WZ-AC1	Test Date: 2023-08-22
Limit: FCC_Part 15.209_RSE(3m)	Engineer: Carl Jiang
Probe: VULB 9168_25-2000MHz	Polarity: Vertical
EUT: ACCESS POINT	Power: By PoE
Test Mode: Transmit by BLE 1M at 2402MHz	

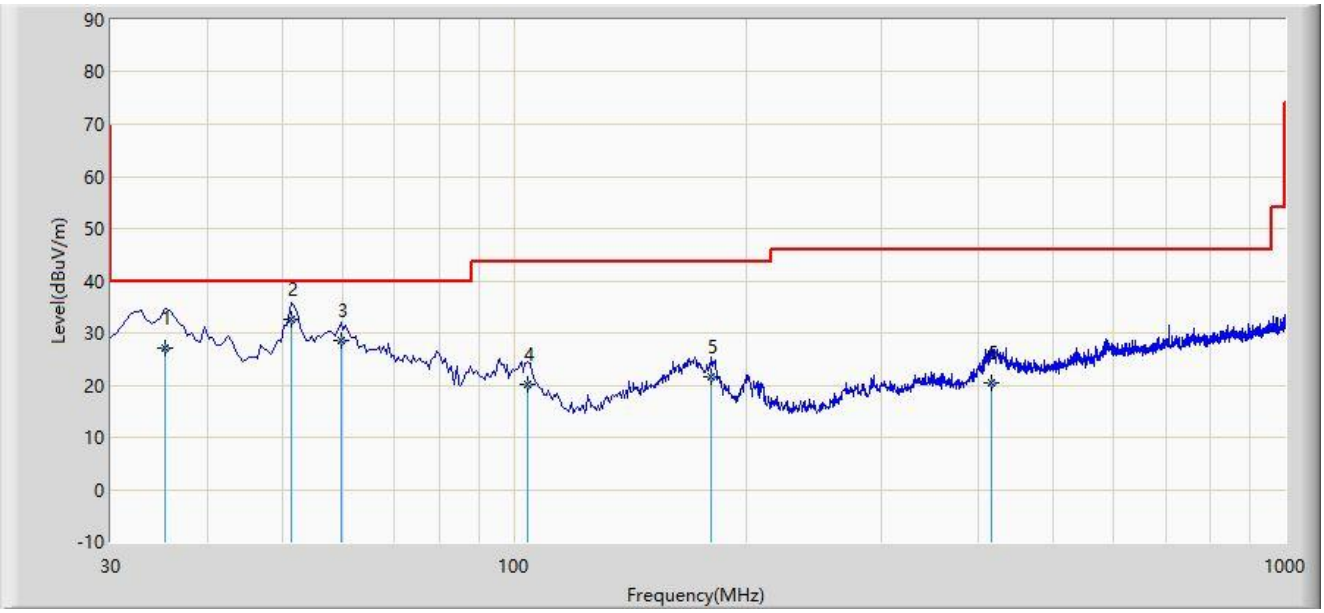

No	Mark	Frequency (MHz)	Measure Level (dBμV/m)	Reading Level (dBμV)	Margin (dB)	Limit (dBμV/m)	Factor (dB/m)	Type
1		35.335	27.129	9.600	-12.871	40.000	17.529	QP
2	*	51.340	32.682	14.100	-7.318	40.000	18.582	QP
3		59.585	28.604	10.600	-11.396	40.000	18.004	QP
4		104.200	20.074	5.900	-23.426	43.500	14.174	QP
5		179.865	21.511	4.600	-21.989	43.500	16.911	QP
6		417.030	20.505	-0.800	-25.495	46.000	21.305	QP

Note 1: " * ", means this data is the worst emission level.

Note 2: Measure Level (dBμV/m) = Reading Level (dBμV) + Factor (dB/m).

Note 3: Factor (dB/m) = Cable Loss (dB) + Antenna Factor (dB/m).

Note 4: The amplitude of radiated emissions (frequency range from 9kHz to 30MHz and 18GHz to 25GHz) is that proximity to ambient noise, which also are attenuated more than 20 dB below the permissible value. Therefore, the data is not presented in the report.

Site: WZ-AC1	Test Date: 2023-09-23
Limit: FCC_Part 15.209_RSE(3m)	Engineer: Ajin Fan
Probe: BBHA9170_993_18-40GHz	Polarity: Horizontal
EUT: ACCESS POINT	Power: By PoE
Test Mode: Transmit by BLE 1M at 2402MHz	

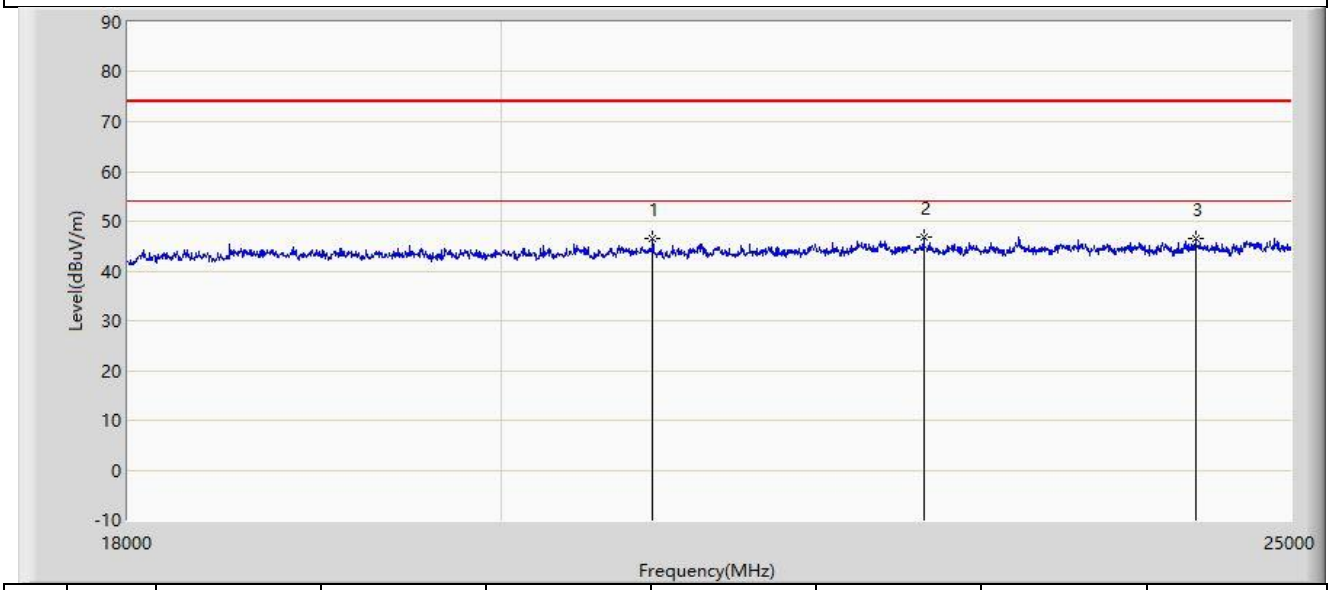

No	Mark	Frequency (MHz)	Measure Level (dBμV/m)	Reading Level (dBμV)	Margin (dB)	Limit (dBμV/m)	Factor (dB/m)	Type
1		20877.000	46.498	55.140	-27.502	74.000	-8.642	PK
2	*	22539.500	46.828	54.197	-27.172	74.000	-7.369	PK
3		24342.000	46.407	52.913	-27.593	74.000	-6.506	PK

Note 1: " * ", means this data is the worst emission level.

Note 2: Measure Level (dBμV/m) = Reading Level (dBμV) + Factor (dB/m).

Note 3: Factor (dB/m) = Cable Loss (dB) + Antenna Factor (dB/m) - Pre_Amplifier Gain (dB).

Note 4: Average measurement was not performed when peak measure level was lower than the average limit.

Site: WZ-AC1	Test Date: 2023-09-23
Limit: FCC_Part 15.209_RSE(3m)	Engineer: Ajin Fan
Probe: BBHA9170_993_18-40GHz	Polarity: Vertical
EUT: ACCESS POINT	Power: By PoE
Test Mode: Transmit by BLE 1M at 2402MHz	

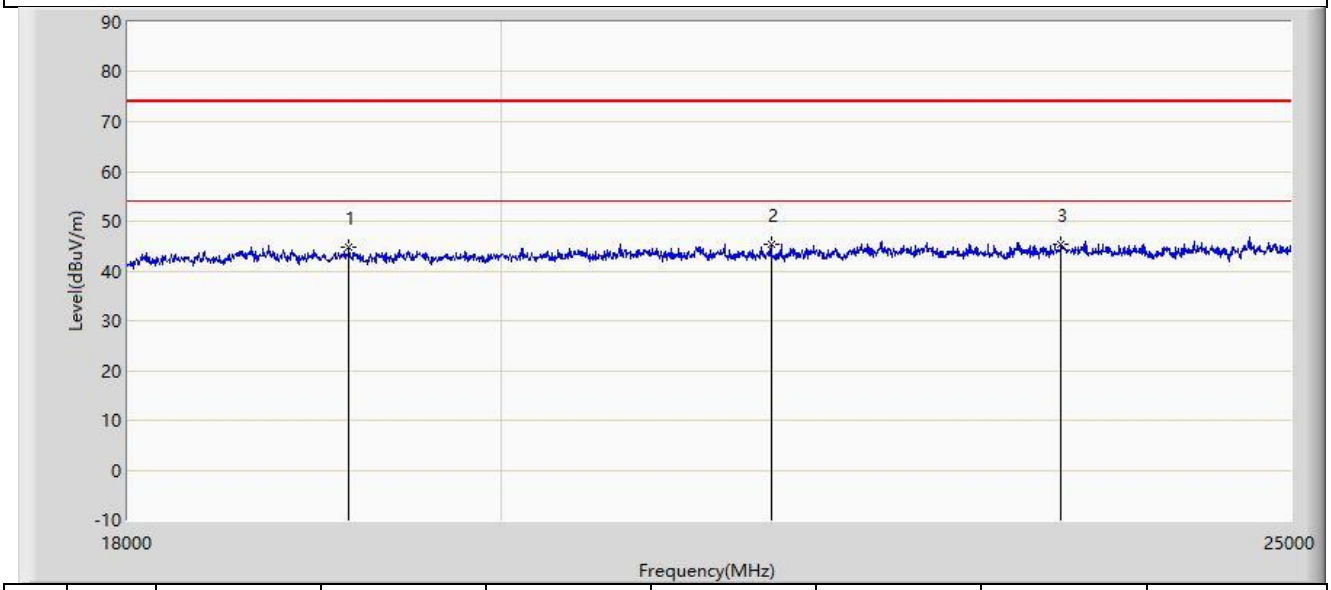

No	Mark	Frequency (MHz)	Measure Level (dBμV/m)	Reading Level (dBμV)	Margin (dB)	Limit (dBμV/m)	Factor (dB/m)	Type
1		19162.000	44.726	54.671	-29.274	74.000	-9.945	PK
2	*	21587.500	45.444	53.847	-28.556	74.000	-8.404	PK
3		23432.000	45.244	51.817	-28.756	74.000	-6.572	PK

Note 1: " * ", means this data is the worst emission level.

Note 2: Measure Level (dBμV/m) = Reading Level (dBμV) + Factor (dB/m).

Note 3: Factor (dB/m) = Cable Loss (dB) + Antenna Factor (dB/m) - Pre_Amplifier Gain (dB).

Note 4: Average measurement was not performed when peak measure level was lower than the average limit.

7. Radiated Restricted Band Edge Measurement Test Result

Filter 4#

Site: WZ-AC1	Test Date: 2023-12-18
Limit: FCC_2.4G_RE(3m)	Engineer: Frank Xue
Probe: BBHA9120D_1167_1-18GHz	Polarity: Horizontal
EUT: ACCESS POINT	Power: By PoE
Test Mode: Transmit by BLE 1M at 2402MHz	

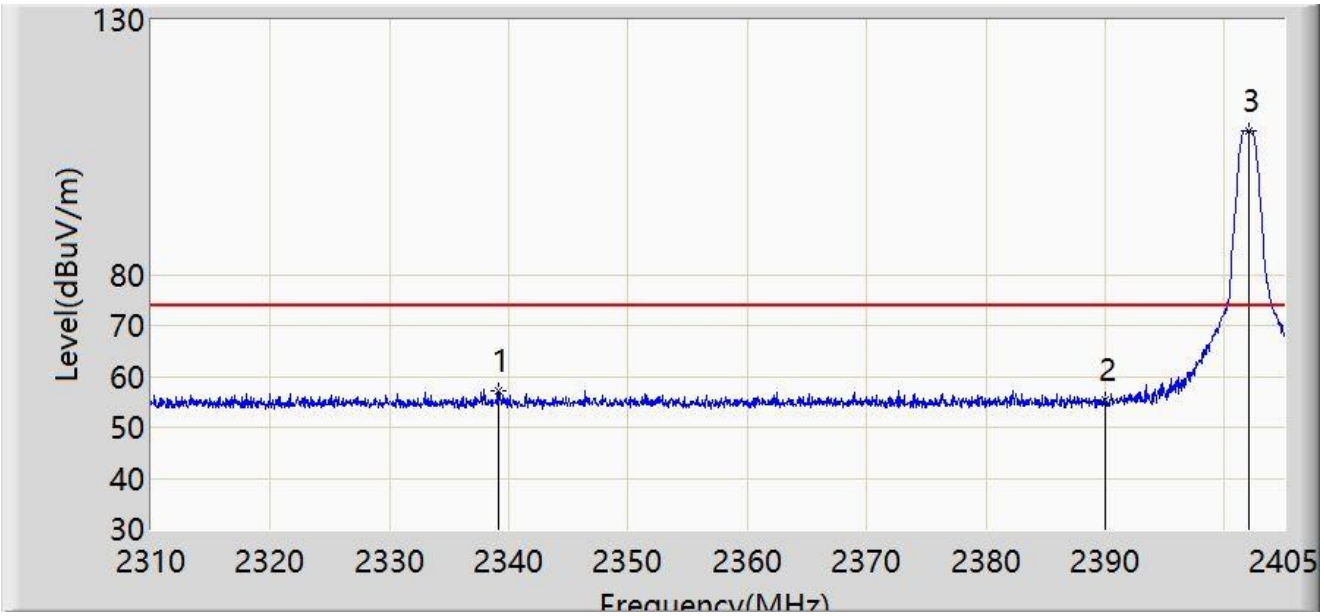

No	Mark	Frequency (MHz)	Measure Level (dBμV/m)	Reading Level (dBμV)	Margin (dB)	Limit (dBμV/m)	Factor (dB/m)	Type
1	*	2339.070	57.040	25.637	-16.960	74.000	31.402	PK
2		2390.000	55.461	24.207	-18.539	74.000	31.254	PK
3		2402.008	108.295	77.037	N/A	N/A	31.258	PK

Note 1: " * ", means this data is the worst emission level.

Note 2: Measure Level (dBμV/m) = Reading Level (dBμV) + Factor (dB/m).

Note 3: Factor (dB/m) = Cable Loss (dB) + Antenna Factor (dB/m).

Site: WZ-AC1	Test Date: 2023-12-18
Limit: FCC_2.4G_RE(3m)	Engineer: Frank Xue
Probe: BBHA9120D_1167_1-18GHz	Polarity: Horizontal
EUT: ACCESS POINT	Power: By PoE
Test Mode: Transmit by BLE 1M at 2402MHz	

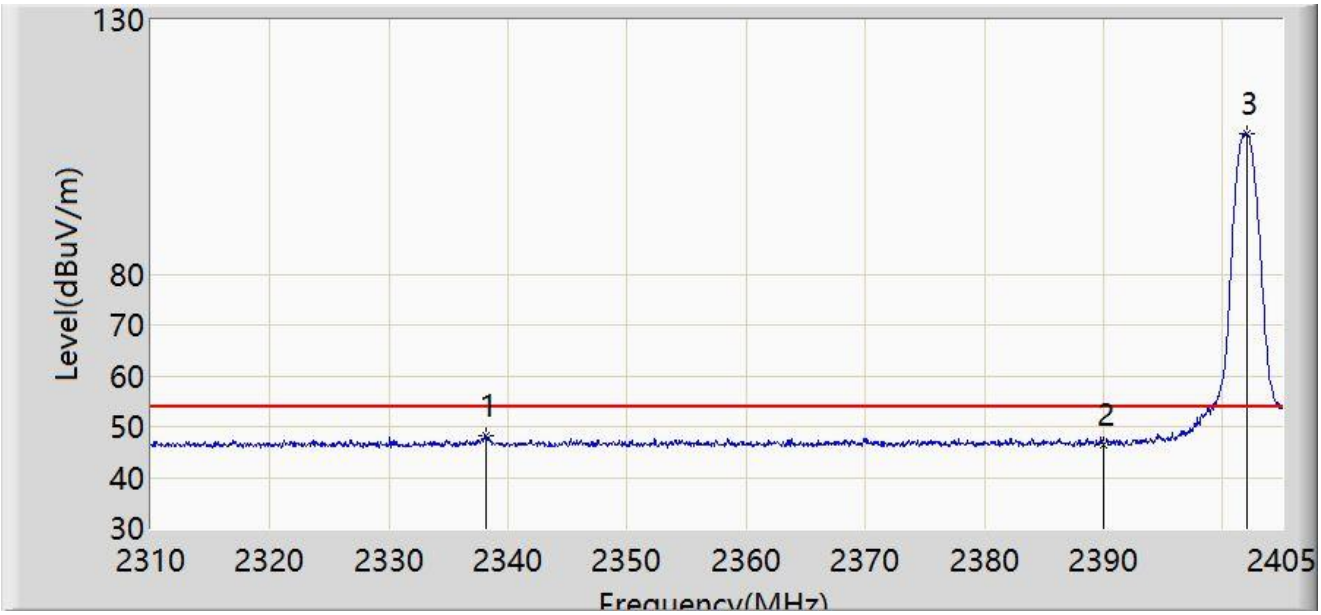

No	Mark	Frequency (MHz)	Measure Level (dBμV/m)	Reading Level (dBμV)	Margin (dB)	Limit (dBμV/m)	Factor (dB/m)	Type
1	*	2338.120	48.173	16.768	-5.827	54.000	31.406	AV
2		2390.000	46.525	15.271	-7.475	54.000	31.254	AV
3		2402.008	107.709	76.451	N/A	N/A	31.258	AV

Note 1: " * ", means this data is the worst emission level.

Note 2: Measure Level (dBμV/m) = Reading Level (dBμV) + Factor (dB/m).

Note 3: Factor (dB/m) = Cable Loss (dB) + Antenna Factor (dB/m).

Site: WZ-AC1	Test Date: 2023-12-18
Limit: FCC_2.4G_RE(3m)	Engineer: Frank Xue
Probe: BBHA9120D_1167_1-18GHz	Polarity: Vertical
EUT: ACCESS POINT	Power: By PoE
Test Mode: Transmit by BLE 1M at 2402MHz	

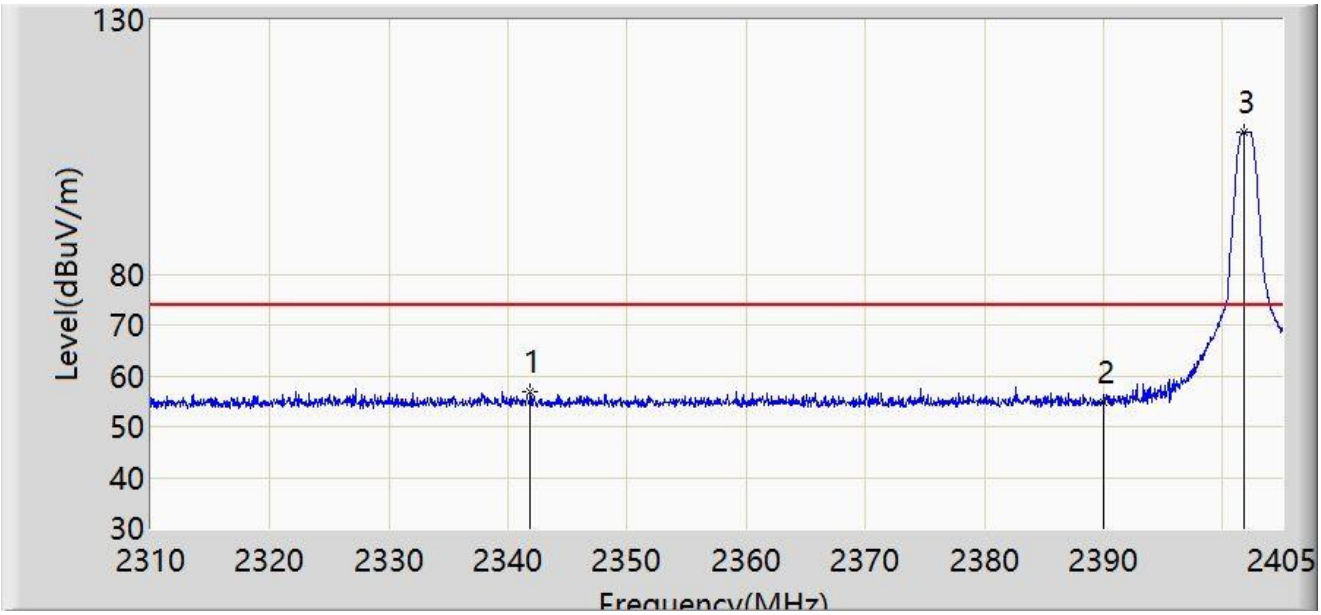

No	Mark	Frequency (MHz)	Measure Level (dBμV/m)	Reading Level (dBμV)	Margin (dB)	Limit (dBμV/m)	Factor (dB/m)	Type
1	*	2341.873	56.939	25.544	-17.061	74.000	31.396	PK
2		2390.000	54.692	23.438	-19.308	74.000	31.254	PK
3		2401.865	107.852	76.594	N/A	N/A	31.258	PK

Note 1: " * ", means this data is the worst emission level.

Note 2: Measure Level (dBμV/m) = Reading Level (dBμV) + Factor (dB/m).

Note 3: Factor (dB/m) = Cable Loss (dB) + Antenna Factor (dB/m).

Site: WZ-AC1	Test Date: 2023-12-18
Limit: FCC_2.4G_RE(3m)	Engineer: Frank Xue
Probe: BBHA9120D_1167_1-18GHz	Polarity: Vertical
EUT: ACCESS POINT	Power: By PoE
Test Mode: Transmit by BLE 1M at 2402MHz	

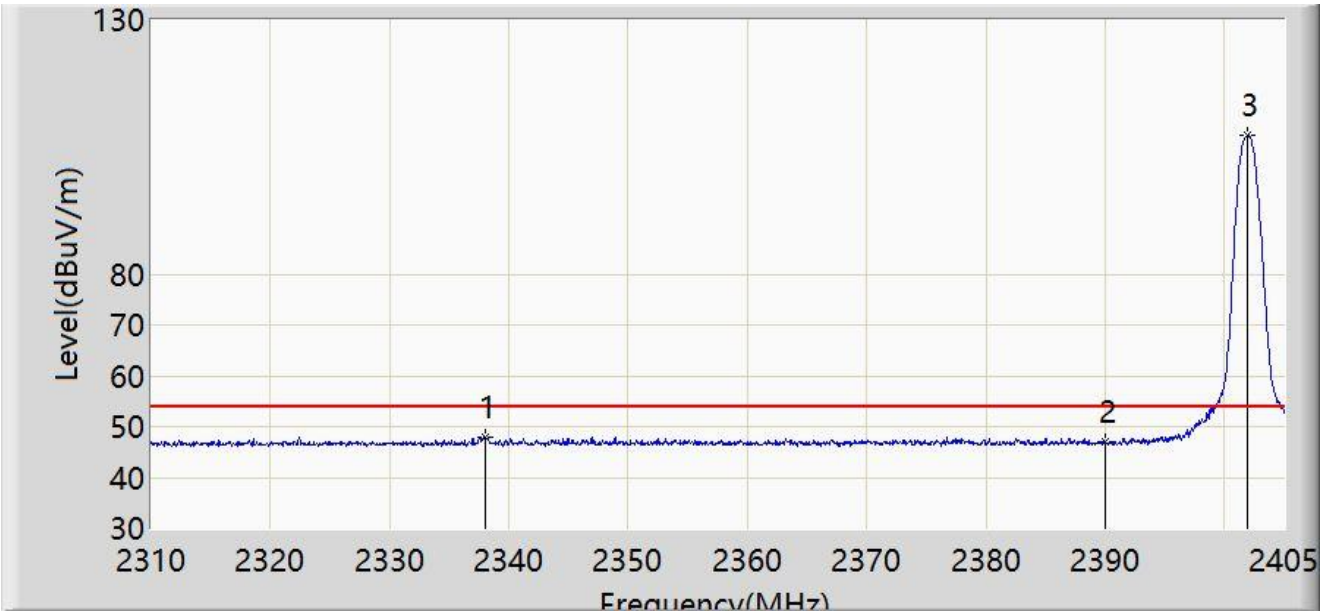

No	Mark	Frequency (MHz)	Measure Level (dBμV/m)	Reading Level (dBμV)	Margin (dB)	Limit (dBμV/m)	Factor (dB/m)	Type
1	*	2338.025	47.931	16.525	-6.069	54.000	31.406	AV
2		2390.000	46.867	15.613	-7.133	54.000	31.254	AV
3		2401.913	107.275	76.017	N/A	N/A	31.258	AV

Note 1: " * ", means this data is the worst emission level.

Note 2: Measure Level (dBμV/m) = Reading Level (dBμV) + Factor (dB/m).

Note 3: Factor (dB/m) = Cable Loss (dB) + Antenna Factor (dB/m).

Site: WZ-AC1	Test Date: 2023-12-18
Limit: FCC_2.4G_RE(3m)	Engineer: Frank Xue
Probe: BBHA9120D_1167_1-18GHz	Polarity: Horizontal
EUT: ACCESS POINT	Power: By PoE
Test Mode: Transmit by BLE 2M at 2402MHz	

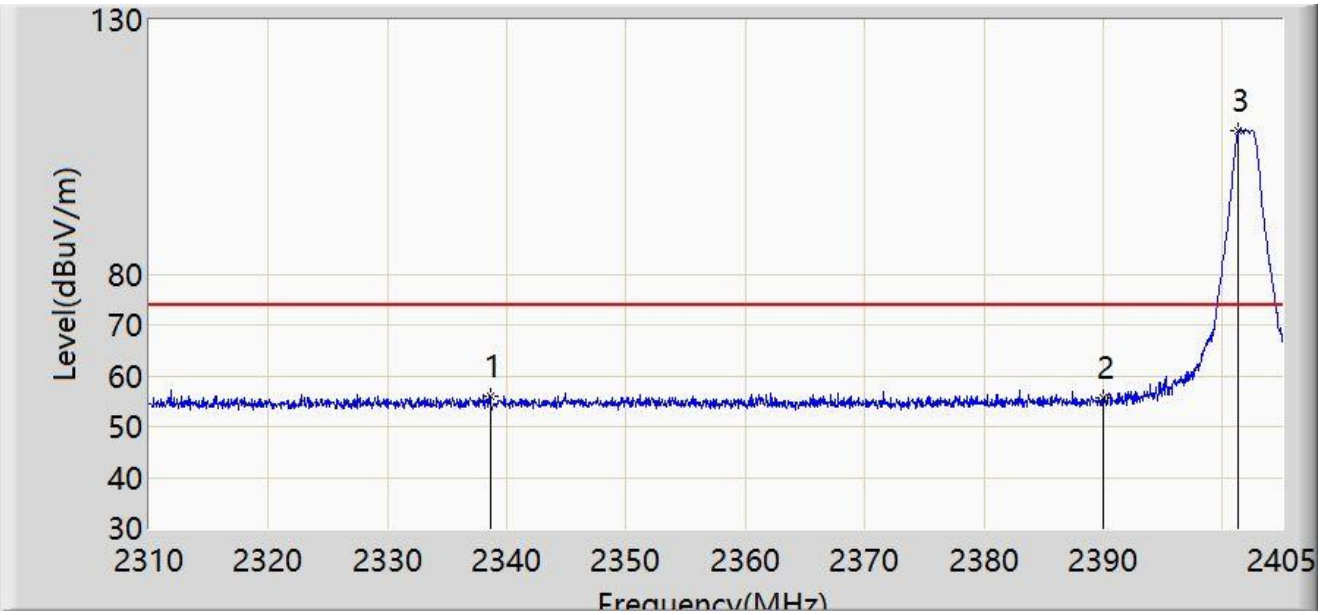

No	Mark	Frequency (MHz)	Measure Level (dBμV/m)	Reading Level (dBμV)	Margin (dB)	Limit (dBμV/m)	Factor (dB/m)	Type
1	*	2338.643	55.998	24.594	-18.002	74.000	31.404	PK
2		2390.000	55.565	24.311	-18.435	74.000	31.254	PK
3		2401.343	108.125	76.868	N/A	N/A	31.257	PK

Note 1: " * ", means this data is the worst emission level.

Note 2: Measure Level (dBμV/m) = Reading Level (dBμV) + Factor (dB/m).

Note 3: Factor (dB/m) = Cable Loss (dB) + Antenna Factor (dB/m).

Site: WZ-AC1	Test Date: 2023-12-18
Limit: FCC_2.4G_RE(3m)	Engineer: Frank Xue
Probe: BBHA9120D_1167_1-18GHz	Polarity: Horizontal
EUT: ACCESS POINT	Power: By PoE
Test Mode: Transmit by BLE 2M at 2402MHz	

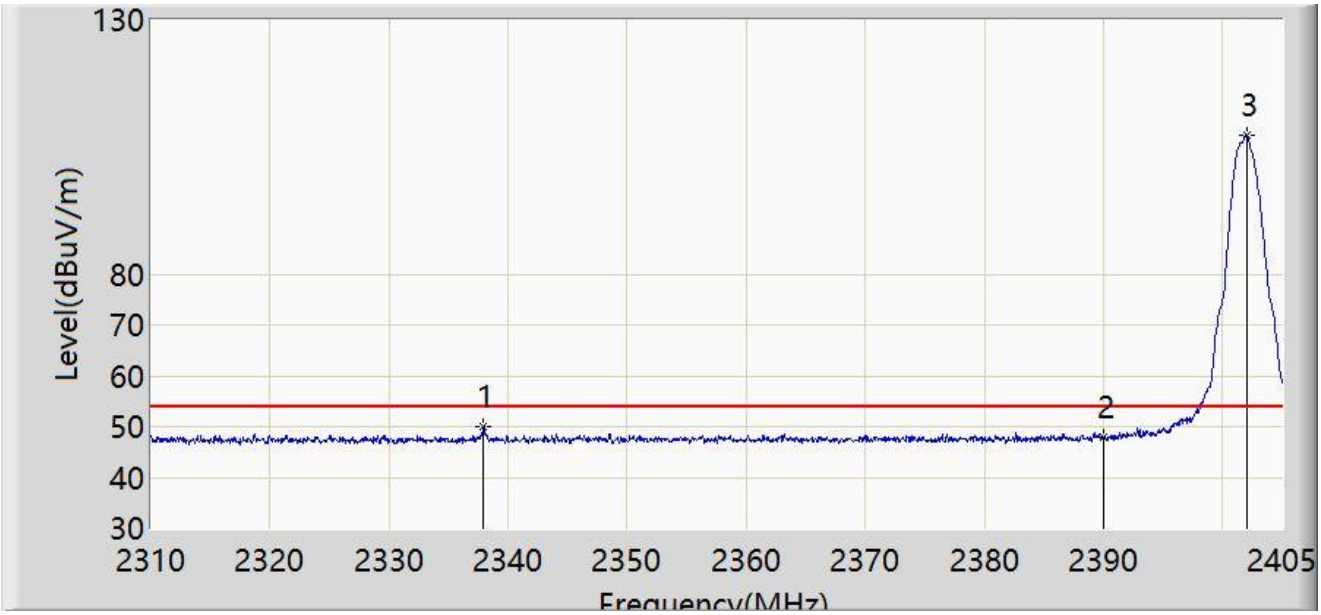

No	Mark	Frequency (MHz)	Measure Level (dBμV/m)	Reading Level (dBμV)	Margin (dB)	Limit (dBμV/m)	Factor (dB/m)	Type
1	*	2337.930	50.073	18.667	-3.927	54.000	31.406	AV
2		2390.000	47.892	16.638	-6.108	54.000	31.254	AV
3		2402.008	107.179	75.921	N/A	N/A	31.258	AV

Note 1: " * ", means this data is the worst emission level.

Note 2: Measure Level (dBμV/m) = Reading Level (dBμV) + Factor (dB/m).

Note 3: Factor (dB/m) = Cable Loss (dB) + Antenna Factor (dB/m).

Site: WZ-AC1	Test Date: 2023-12-18
Limit: FCC_2.4G_RE(3m)	Engineer: Frank Xue
Probe: BBHA9120D_1167_1-18GHz	Polarity: Vertical
EUT: ACCESS POINT	Power: By PoE
Test Mode: Transmit by BLE 2M at 2402MHz	

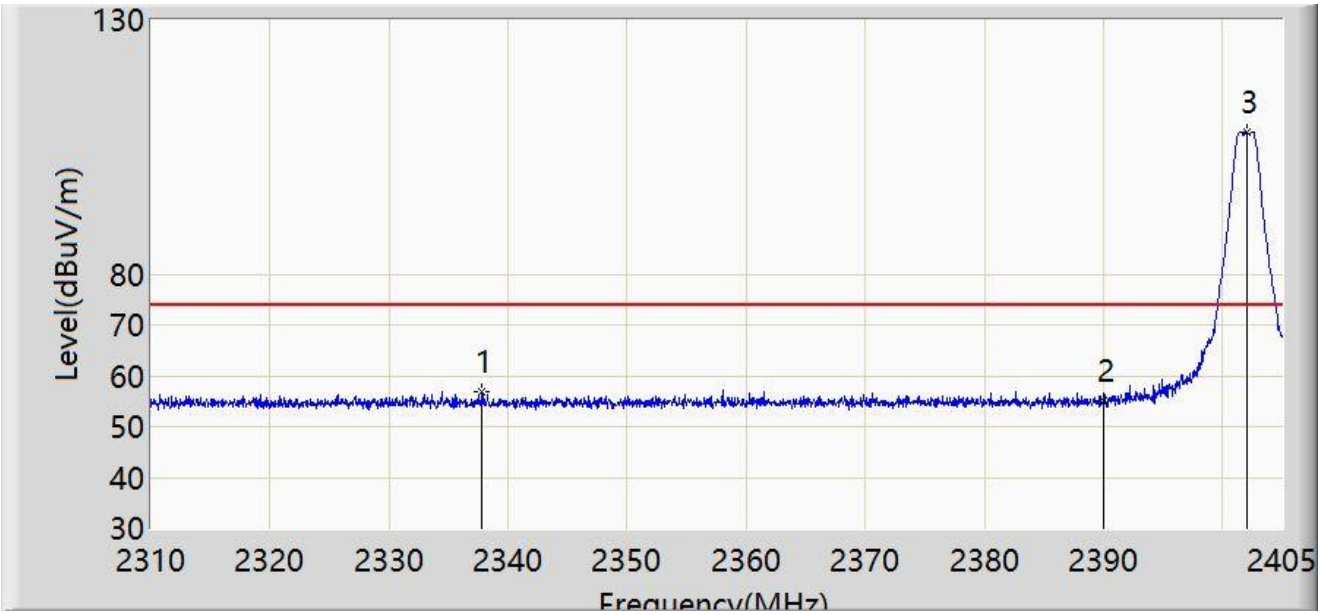

No	Mark	Frequency (MHz)	Measure Level (dBμV/m)	Reading Level (dBμV)	Margin (dB)	Limit (dBμV/m)	Factor (dB/m)	Type
1	*	2337.835	56.974	25.568	-17.026	74.000	31.406	PK
2		2390.000	55.215	23.961	-18.785	74.000	31.254	PK
3		2402.008	107.987	76.729	N/A	N/A	31.258	PK

Note 1: " * ", means this data is the worst emission level.

Note 2: Measure Level (dBμV/m) = Reading Level (dBμV) + Factor (dB/m).

Note 3: Factor (dB/m) = Cable Loss (dB) + Antenna Factor (dB/m).

Site: WZ-AC1	Test Date: 2023-12-18
Limit: FCC_2.4G_RE(3m)	Engineer: Frank Xue
Probe: BBHA9120D_1167_1-18GHz	Polarity: Vertical
EUT: ACCESS POINT	Power: By PoE
Test Mode: Transmit by BLE 2M at 2402MHz	

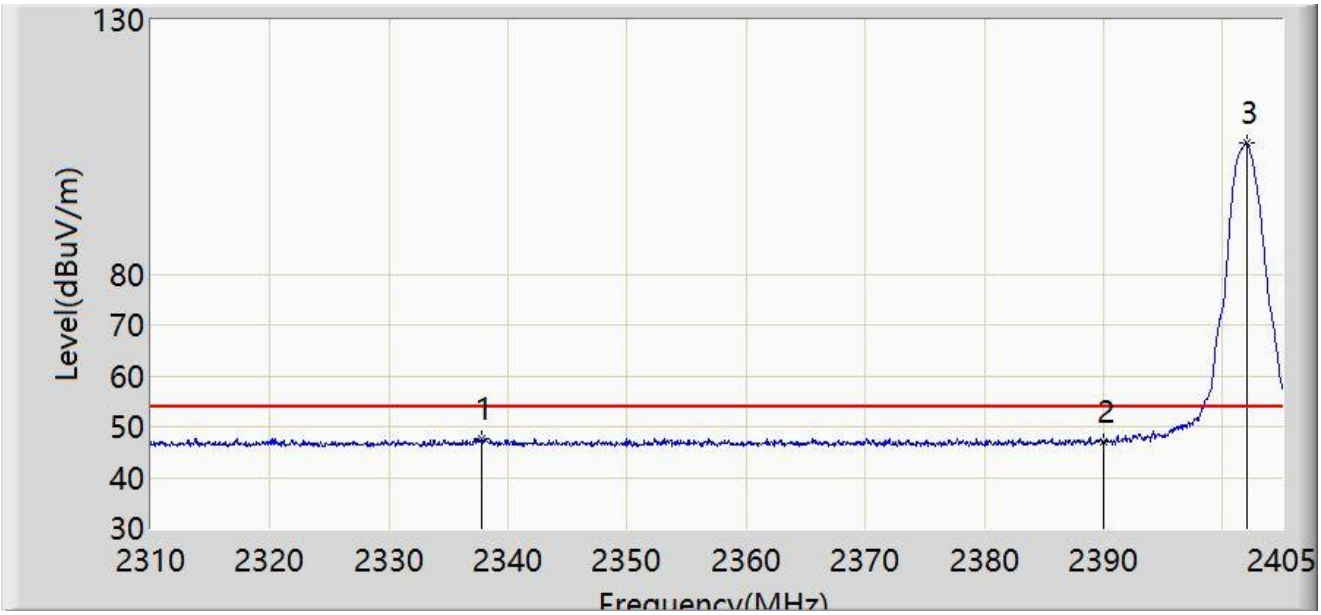

No	Mark	Frequency (MHz)	Measure Level (dBμV/m)	Reading Level (dBμV)	Margin (dB)	Limit (dBμV/m)	Factor (dB/m)	Type
1	*	2337.740	47.566	16.159	-6.434	54.000	31.407	AV
2		2390.000	47.019	15.765	-6.981	54.000	31.254	AV
3		2402.008	105.725	74.467	N/A	N/A	31.258	AV

Note 1: " * ", means this data is the worst emission level.

Note 2: Measure Level (dBμV/m) = Reading Level (dBμV) + Factor (dB/m).

Note 3: Factor (dB/m) = Cable Loss (dB) + Antenna Factor (dB/m).

Site: WZ-AC1	Test Date: 2023-12-18
Limit: FCC_2.4G_RE(3m)	Engineer: Frank Xue
Probe: BBHA9120D_1167_1-18GHz	Polarity: Horizontal
EUT: ACCESS POINT	Power: By PoE
Test Mode: Transmit by BLE 1M at 2480MHz	

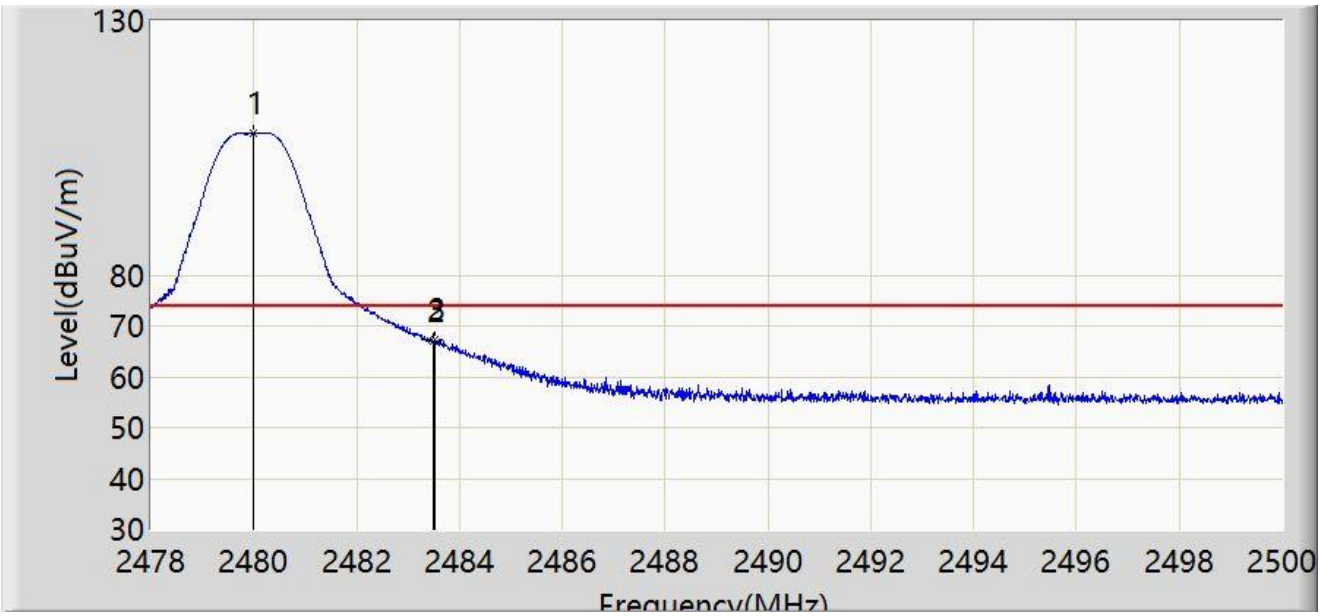

No	Mark	Frequency (MHz)	Measure Level (dBμV/m)	Reading Level (dBμV)	Margin (dB)	Limit (dBμV/m)	Factor (dB/m)	Type
1		2480.002	107.892	76.668	N/A	N/A	31.224	PK
2		2483.500	67.137	35.911	-6.863	74.000	31.226	PK
3	*	2483.511	67.426	36.200	-6.574	74.000	31.226	PK

Note 1: " * ", means this data is the worst emission level.

Note 2: Measure Level (dBμV/m) = Reading Level (dBμV) + Factor (dB/m).

Note 3: Factor (dB/m) = Cable Loss (dB) + Antenna Factor (dB/m).

Site: WZ-AC1	Test Date: 2023-12-18
Limit: FCC_2.4G_RE(3m)	Engineer: Frank Xue
Probe: BBHA9120D_1167_1-18GHz	Polarity: Horizontal
EUT: ACCESS POINT	Power: By PoE
Test Mode: Transmit by BLE 1M at 2480MHz	

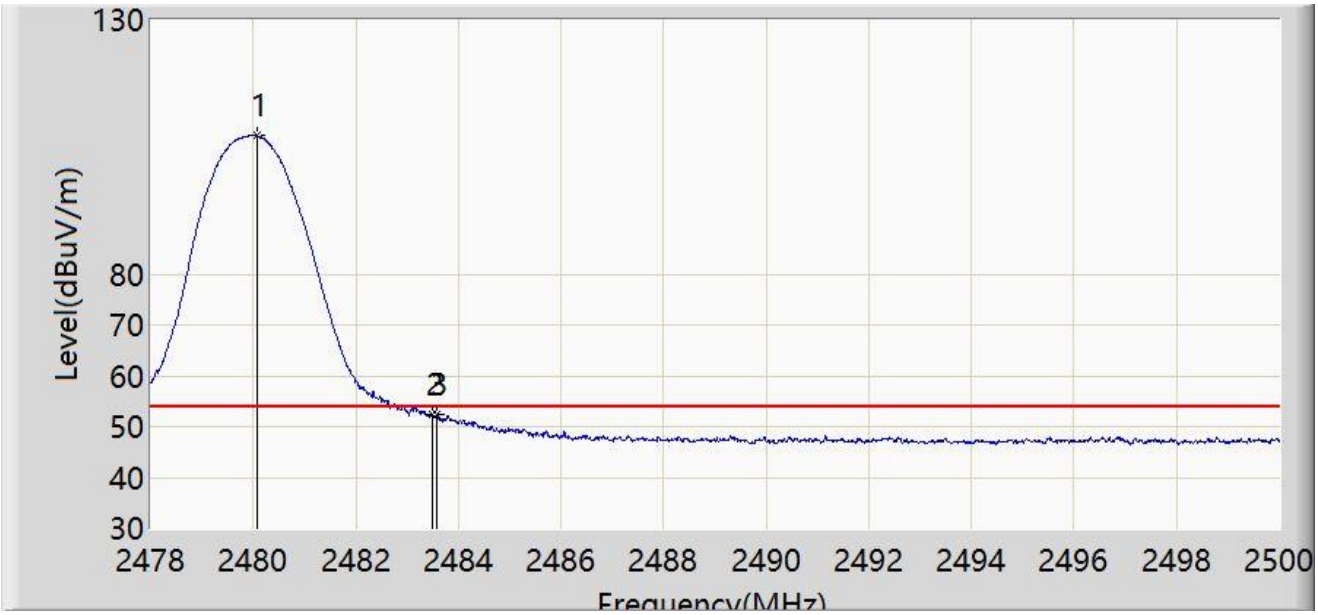

No	Mark	Frequency (MHz)	Measure Level (dBμV/m)	Reading Level (dBμV)	Margin (dB)	Limit (dBμV/m)	Factor (dB/m)	Type
1		2480.079	107.177	75.953	N/A	N/A	31.224	AV
2		2483.500	52.408	21.182	-1.592	54.000	31.226	AV
3	*	2483.577	52.529	21.303	-1.471	54.000	31.226	AV

Note 1: " * ", means this data is the worst emission level.

Note 2: Measure Level (dBμV/m) = Reading Level (dBμV) + Factor (dB/m).

Note 3: Factor (dB/m) = Cable Loss (dB) + Antenna Factor (dB/m).

Site: WZ-AC1	Test Date: 2023-12-18
Limit: FCC_2.4G_RE(3m)	Engineer: Frank Xue
Probe: BBHA9120D_1167_1-18GHz	Polarity: Vertical
EUT: ACCESS POINT	Power: By PoE
Test Mode: Transmit by BLE 1M at 2480MHz	

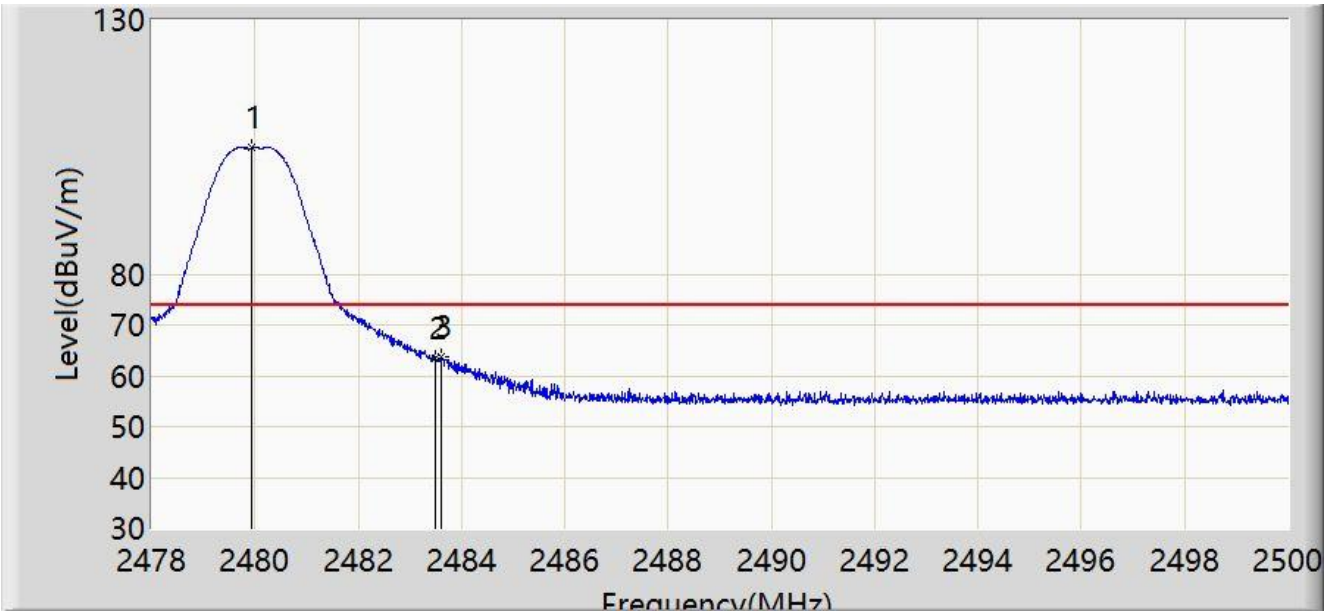

No	Mark	Frequency (MHz)	Measure Level (dBμV/m)	Reading Level (dBμV)	Margin (dB)	Limit (dBμV/m)	Factor (dB/m)	Type
1		2479.936	104.810	73.586	N/A	N/A	31.224	PK
2		2483.500	63.383	32.157	-10.617	74.000	31.226	PK
3	*	2483.599	63.768	32.542	-10.232	74.000	31.226	PK

Note 1: " * ", means this data is the worst emission level.

Note 2: Measure Level (dBμV/m) = Reading Level (dBμV) + Factor (dB/m).

Note 3: Factor (dB/m) = Cable Loss (dB) + Antenna Factor (dB/m).

Site: WZ-AC1	Test Date: 2023-12-18
Limit: FCC_2.4G_RE(3m)	Engineer: Frank Xue
Probe: BBHA9120D_1167_1-18GHz	Polarity: Vertical
EUT: ACCESS POINT	Power: By PoE
Test Mode: Transmit by BLE 1M at 2480MHz	

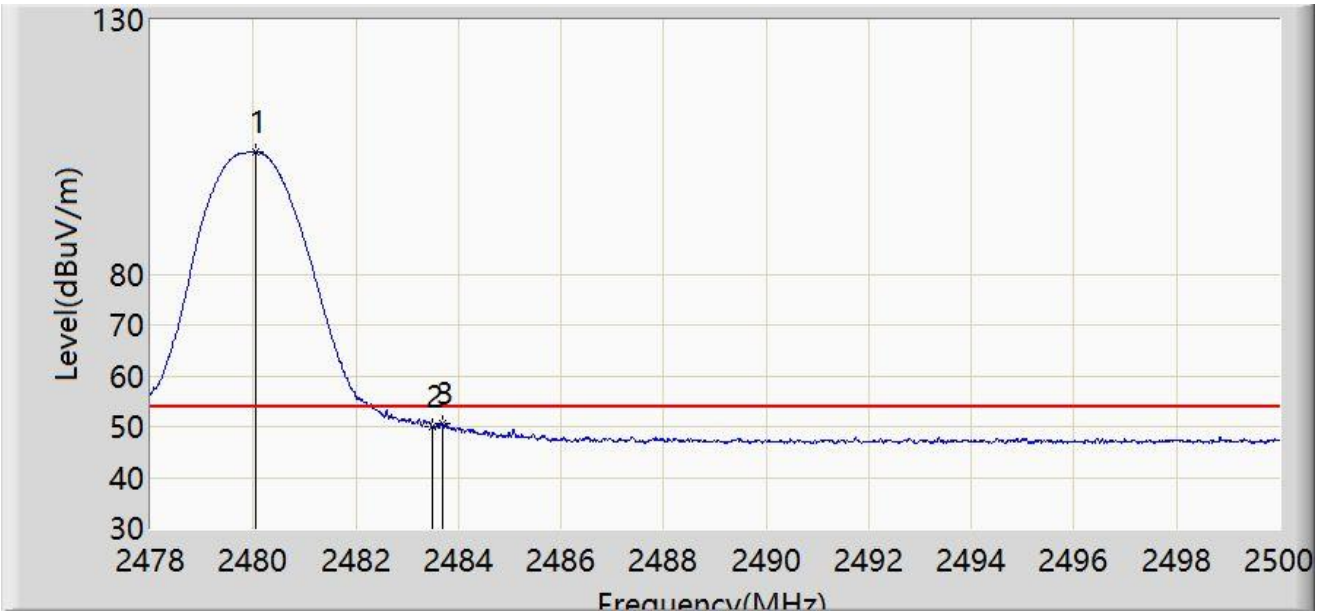

No	Mark	Frequency (MHz)	Measure Level (dBμV/m)	Reading Level (dBμV)	Margin (dB)	Limit (dBμV/m)	Factor (dB/m)	Type
1		2480.046	104.086	72.862	N/A	N/A	31.224	AV
2		2483.500	49.894	18.668	-4.106	54.000	31.226	AV
3	*	2483.687	50.676	19.450	-3.324	54.000	31.226	AV

Note 1: " * ", means this data is the worst emission level.

Note 2: Measure Level (dBμV/m) = Reading Level (dBμV) + Factor (dB/m).

Note 3: Factor (dB/m) = Cable Loss (dB) + Antenna Factor (dB/m).

Site: WZ-AC1	Test Date: 2023-12-18
Limit: FCC_2.4G_RE(3m)	Engineer: Frank Xue
Probe: BBHA9120D_1167_1-18GHz	Polarity: Horizontal
EUT: ACCESS POINT	Power: By PoE
Test Mode: Transmit by BLE 2M at 2480MHz	

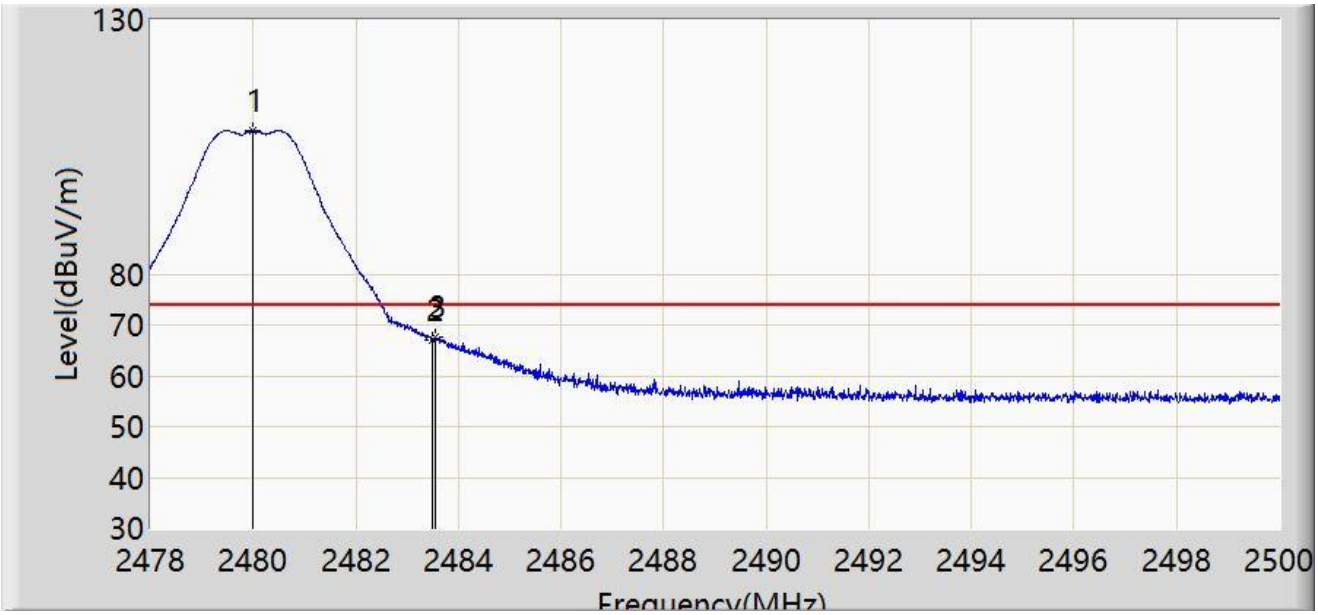

No	Mark	Frequency (MHz)	Measure Level (dBμV/m)	Reading Level (dBμV)	Margin (dB)	Limit (dBμV/m)	Factor (dB/m)	Type
1		2480.002	108.141	76.917	N/A	N/A	31.224	PK
2		2483.500	67.082	35.856	-6.918	74.000	31.226	PK
3	*	2483.544	67.574	36.348	-6.426	74.000	31.226	PK

Note 1: " * ", means this data is the worst emission level.

Note 2: Measure Level (dBμV/m) = Reading Level (dBμV) + Factor (dB/m).

Note 3: Factor (dB/m) = Cable Loss (dB) + Antenna Factor (dB/m).

Site: WZ-AC1	Test Date: 2023-12-18
Limit: FCC_2.4G_RE(3m)	Engineer: Frank Xue
Probe: BBHA9120D_1167_1-18GHz	Polarity: Horizontal
EUT: ACCESS POINT	Power: By PoE
Test Mode: Transmit by BLE 2M at 2480MHz	

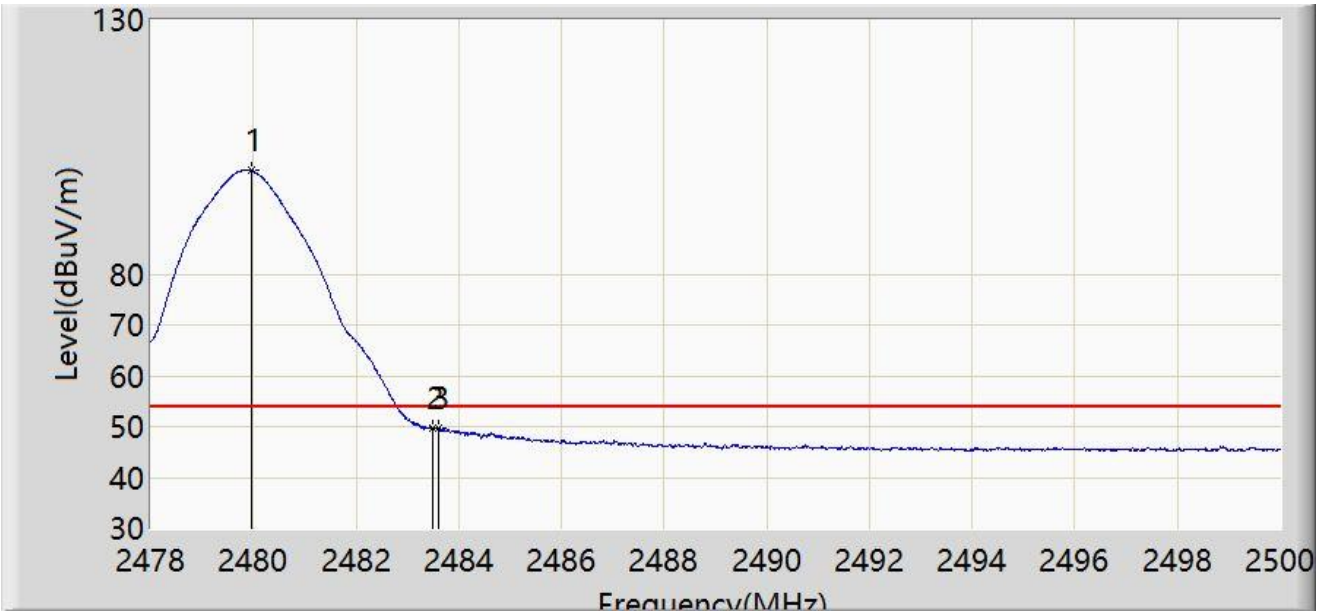

No	Mark	Frequency (MHz)	Measure Level (dBμV/m)	Reading Level (dBμV)	Margin (dB)	Limit (dBμV/m)	Factor (dB/m)	Type
1		2479.969	100.354	69.130	N/A	N/A	31.224	AV
2		2483.500	49.659	18.433	-4.341	54.000	31.226	AV
3	*	2483.610	49.794	18.568	-4.206	54.000	31.226	AV

Note 1: " * ", means this data is the worst emission level.

Note 2: Measure Level (dBμV/m) = Reading Level (dBμV) + Factor (dB/m).

Note 3: Factor (dB/m) = Cable Loss (dB) + Antenna Factor (dB/m).

Site: WZ-AC1	Test Date: 2023-12-18
Limit: FCC_2.4G_RE(3m)	Engineer: Frank Xue
Probe: BBHA9120D_1167_1-18GHz	Polarity: Vertical
EUT: ACCESS POINT	Power: By PoE
Test Mode: Transmit by BLE 2M at 2480MHz	

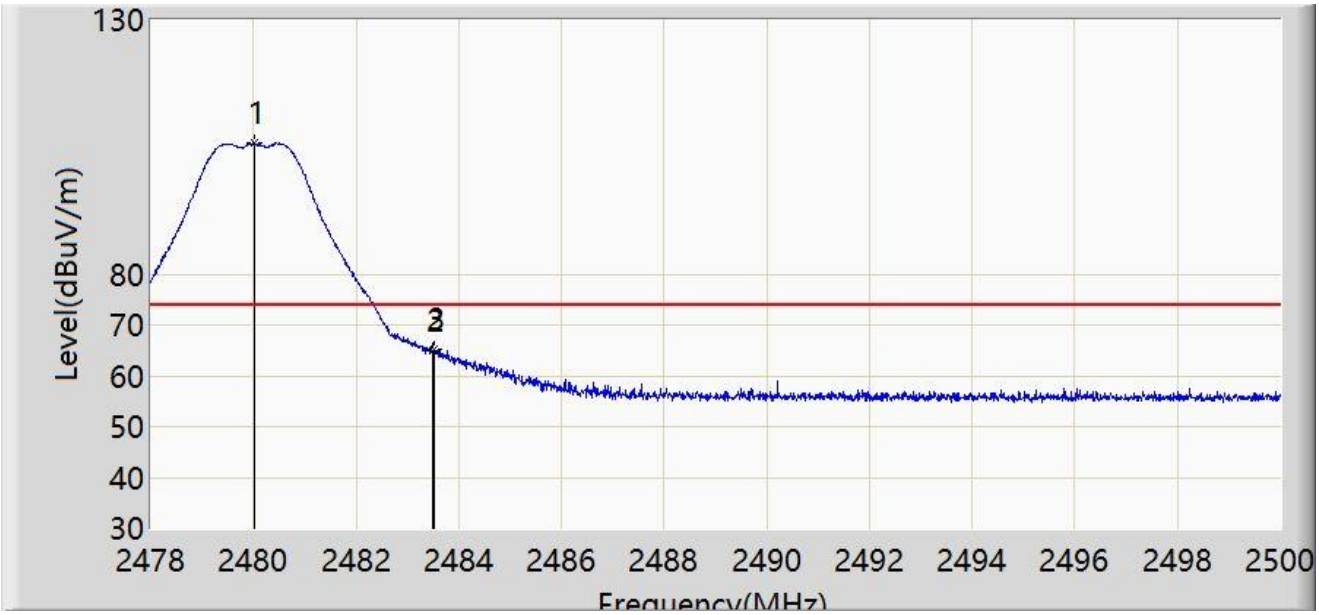

No	Mark	Frequency (MHz)	Measure Level (dBμV/m)	Reading Level (dBμV)	Margin (dB)	Limit (dBμV/m)	Factor (dB/m)	Type
1		2480.013	105.692	74.468	N/A	N/A	31.224	PK
2		2483.500	64.926	33.700	-9.074	74.000	31.226	PK
3	*	2483.522	65.191	33.965	-8.809	74.000	31.226	PK

Note 1: " * ", means this data is the worst emission level.

Note 2: Measure Level (dBμV/m) = Reading Level (dBμV) + Factor (dB/m).

Note 3: Factor (dB/m) = Cable Loss (dB) + Antenna Factor (dB/m).

Site: WZ-AC1	Test Date: 2023-12-18
Limit: FCC_2.4G_RE(3m)	Engineer: Frank Xue
Probe: BBHA9120D_1167_1-18GHz	Polarity: Vertical
EUT: ACCESS POINT	Power: By PoE
Test Mode: Transmit by BLE 2M at 2480MHz	

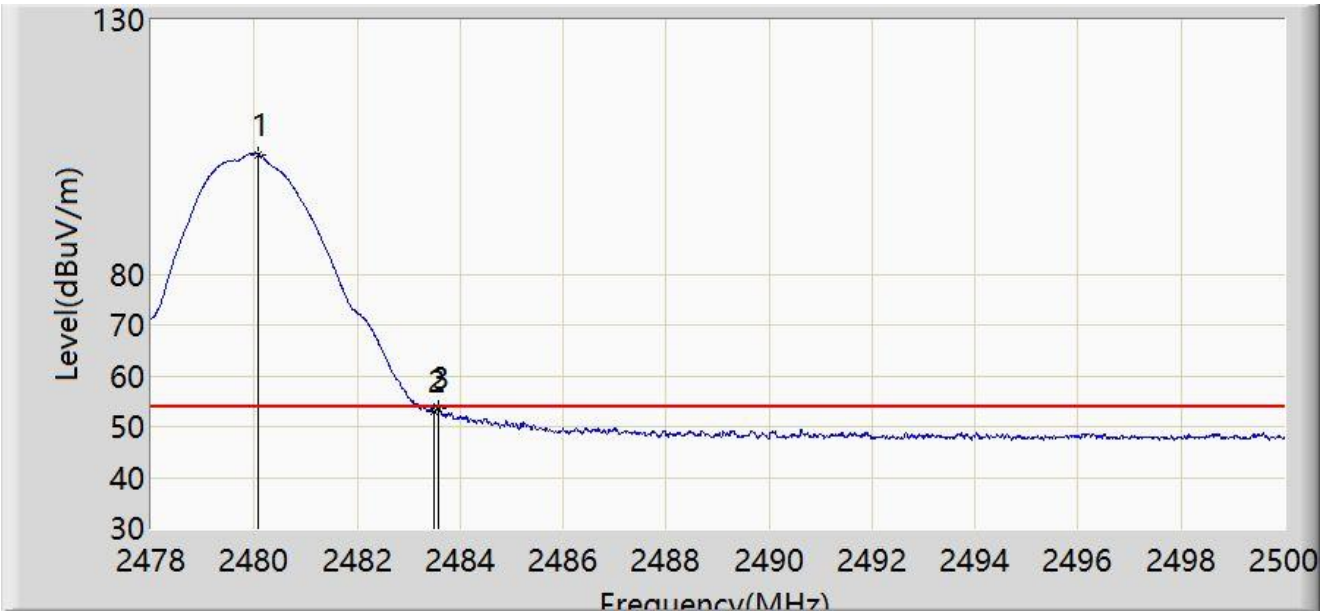

No	Mark	Frequency (MHz)	Measure Level (dBμV/m)	Reading Level (dBμV)	Margin (dB)	Limit (dBμV/m)	Factor (dB/m)	Type
1		2480.079	103.535	72.311	N/A	N/A	31.224	AV
2		2483.500	52.884	21.658	-1.116	54.000	31.226	AV
3	*	2483.577	53.669	22.443	-0.331	54.000	31.226	AV

Note 1: " * ", means this data is the worst emission level.

Note 2: Measure Level (dBμV/m) = Reading Level (dBμV) + Factor (dB/m).

Note 3: Factor (dB/m) = Cable Loss (dB) + Antenna Factor (dB/m).

Filter 5#

Site: WZ-AC1	Test Date: 2023-12-18
Limit: FCC_2.4G_RE(3m)	Engineer: Frank Xue
Probe: BBHA9120D_1167_1-18GHz	Polarity: Horizontal
EUT: ACCESS POINT	Power: By PoE
Test Mode: Transmit by BLE 1M at 2402MHz	

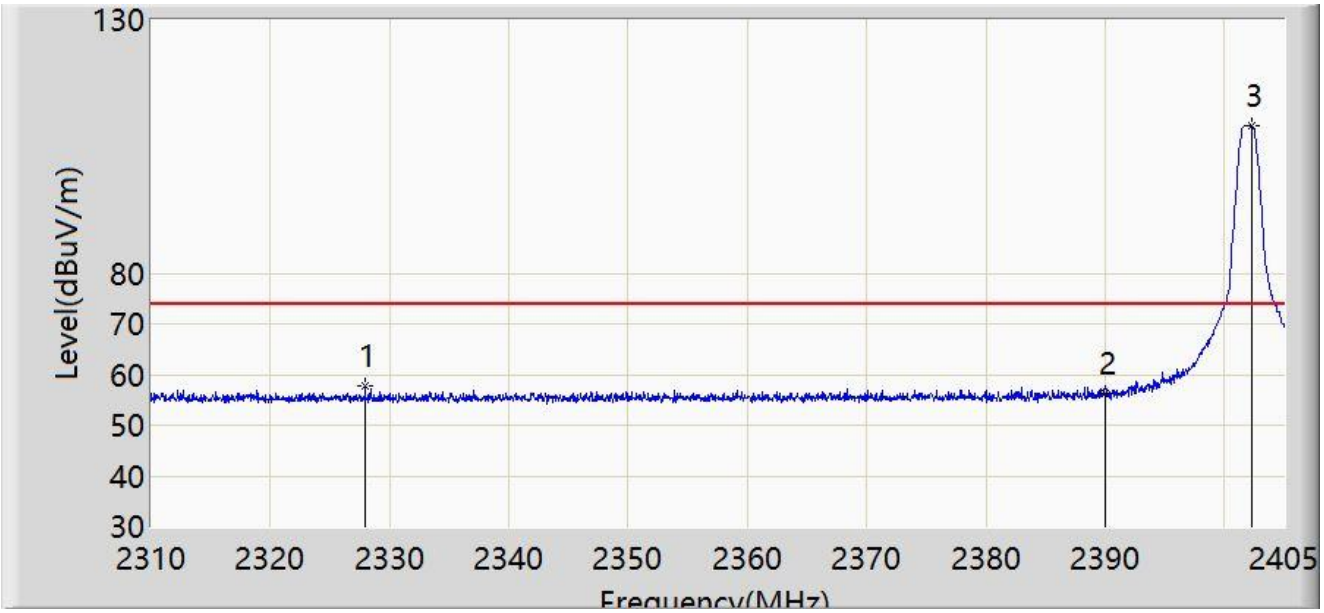

No	Mark	Frequency (MHz)	Measure Level (dBμV/m)	Reading Level (dBμV)	Margin (dB)	Limit (dBμV/m)	Factor (dB/m)	Type
1	*	2327.955	57.779	26.345	-16.221	74.000	31.434	PK
2		2390.000	56.307	25.053	-17.693	74.000	31.254	PK
3		2402.245	109.245	77.987	N/A	N/A	31.258	PK

Note 1: " * ", means this data is the worst emission level.

Note 2: Measure Level (dBμV/m) = Reading Level (dBμV) + Factor (dB/m).

Note 3: Factor (dB/m) = Cable Loss (dB) + Antenna Factor (dB/m).

Site: WZ-AC1	Test Date: 2023-12-18
Limit: FCC_2.4G_RE(3m)	Engineer: Frank Xue
Probe: BBHA9120D_1167_1-18GHz	Polarity: Horizontal
EUT: ACCESS POINT	Power: By PoE
Test Mode: Transmit by BLE 1M at 2402MHz	

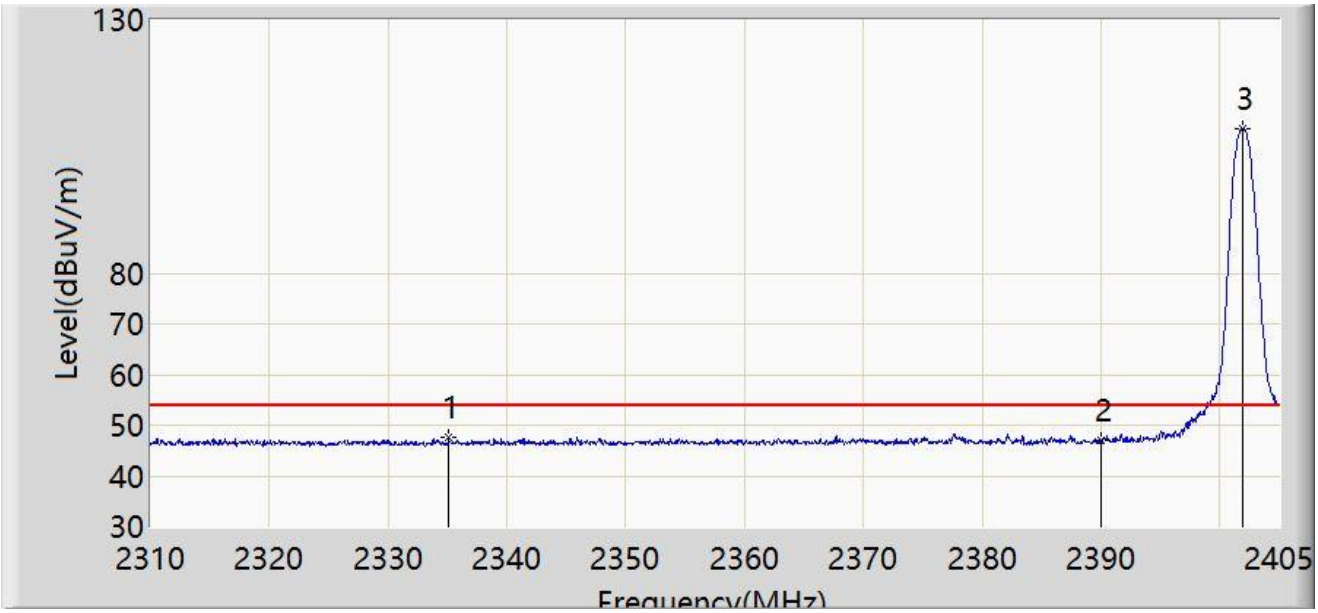

No	Mark	Frequency (MHz)	Measure Level (dBμV/m)	Reading Level (dBμV)	Margin (dB)	Limit (dBμV/m)	Factor (dB/m)	Type
1	*	2335.080	47.476	16.062	-6.524	54.000	31.414	AV
2		2390.000	46.901	15.647	-7.099	54.000	31.254	AV
3		2401.913	108.503	77.245	N/A	N/A	31.258	AV

Note 1: " * ", means this data is the worst emission level.

Note 2: Measure Level (dBμV/m) = Reading Level (dBμV) + Factor (dB/m).

Note 3: Factor (dB/m) = Cable Loss (dB) + Antenna Factor (dB/m).

Site: WZ-AC1	Test Date: 2023-12-18
Limit: FCC_2.4G_RE(3m)	Engineer: Frank Xue
Probe: BBHA9120D_1167_1-18GHz	Polarity: Vertical
EUT: ACCESS POINT	Power: By PoE
Test Mode: Transmit by BLE 1M at 2402MHz	

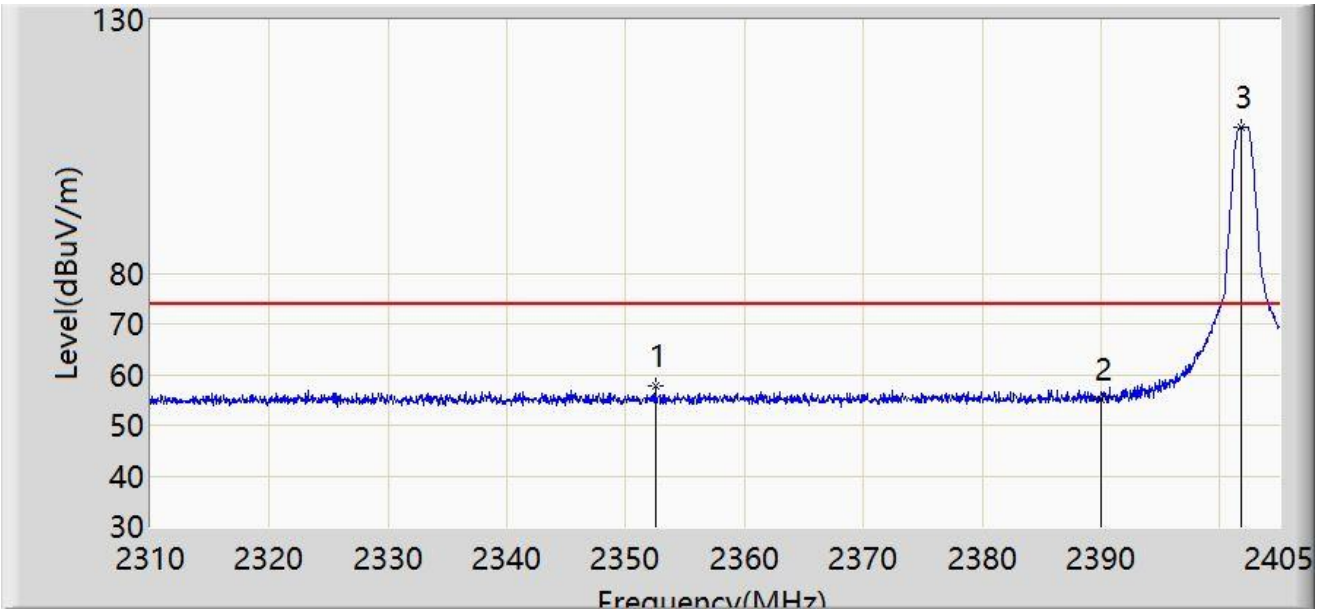

No	Mark	Frequency (MHz)	Measure Level (dBμV/m)	Reading Level (dBμV)	Margin (dB)	Limit (dBμV/m)	Factor (dB/m)	Type
1	*	2352.465	57.786	26.426	-16.214	74.000	31.359	PK
2		2390.000	54.995	23.741	-19.005	74.000	31.254	PK
3		2401.865	108.745	77.487	N/A	N/A	31.258	PK

Note 1: " * ", means this data is the worst emission level.

Note 2: Measure Level (dBμV/m) = Reading Level (dBμV) + Factor (dB/m).

Note 3: Factor (dB/m) = Cable Loss (dB) + Antenna Factor (dB/m).

Site: WZ-AC1	Test Date: 2023-12-18
Limit: FCC_2.4G_RE(3m)	Engineer: Frank Xue
Probe: BBHA9120D_1167_1-18GHz	Polarity: Vertical
EUT: ACCESS POINT	Power: By PoE
Test Mode: Transmit by BLE 1M at 2402MHz	

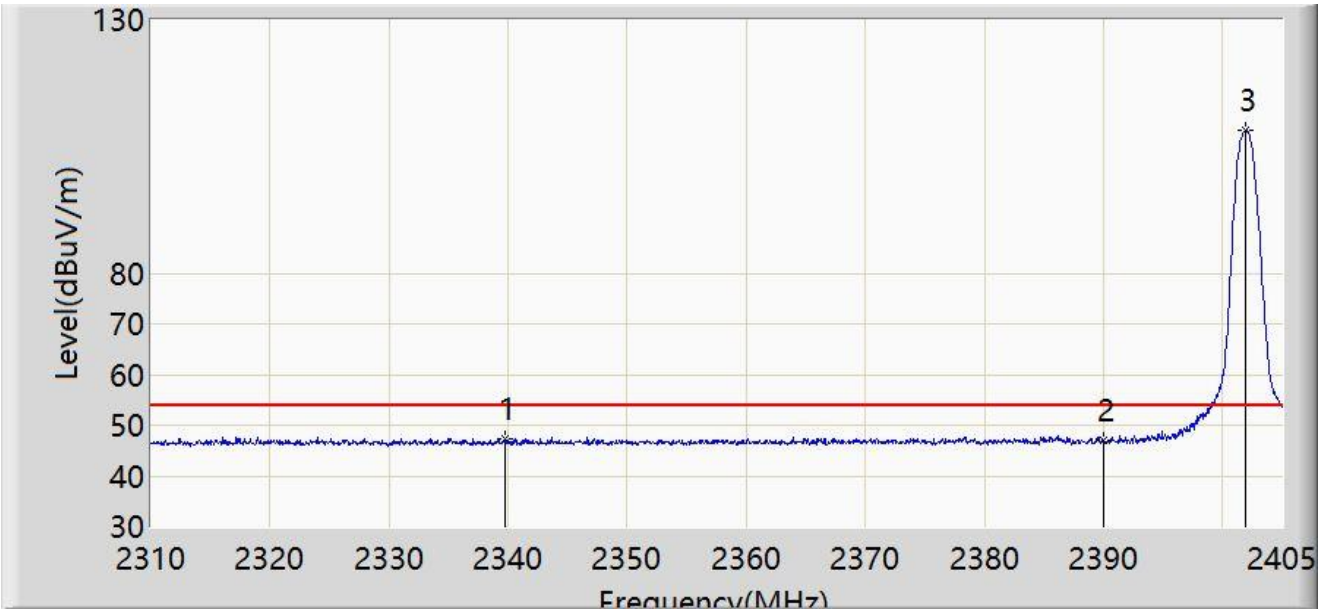

No	Mark	Frequency (MHz)	Measure Level (dBμV/m)	Reading Level (dBμV)	Margin (dB)	Limit (dBμV/m)	Factor (dB/m)	Type
1	*	2339.782	47.435	16.034	-6.565	54.000	31.401	AV
2		2390.000	47.048	15.794	-6.952	54.000	31.254	AV
3		2401.913	108.123	76.865	N/A	N/A	31.258	AV

Note 1: " * ", means this data is the worst emission level.

Note 2: Measure Level (dBμV/m) = Reading Level (dBμV) + Factor (dB/m).

Note 3: Factor (dB/m) = Cable Loss (dB) + Antenna Factor (dB/m).

Site: WZ-AC1	Test Date: 2023-12-18
Limit: FCC_2.4G_RE(3m)	Engineer: Frank Xue
Probe: BBHA9120D_1167_1-18GHz	Polarity: Horizontal
EUT: ACCESS POINT	Power: By PoE
Test Mode: Transmit by BLE 2M at 2402MHz	

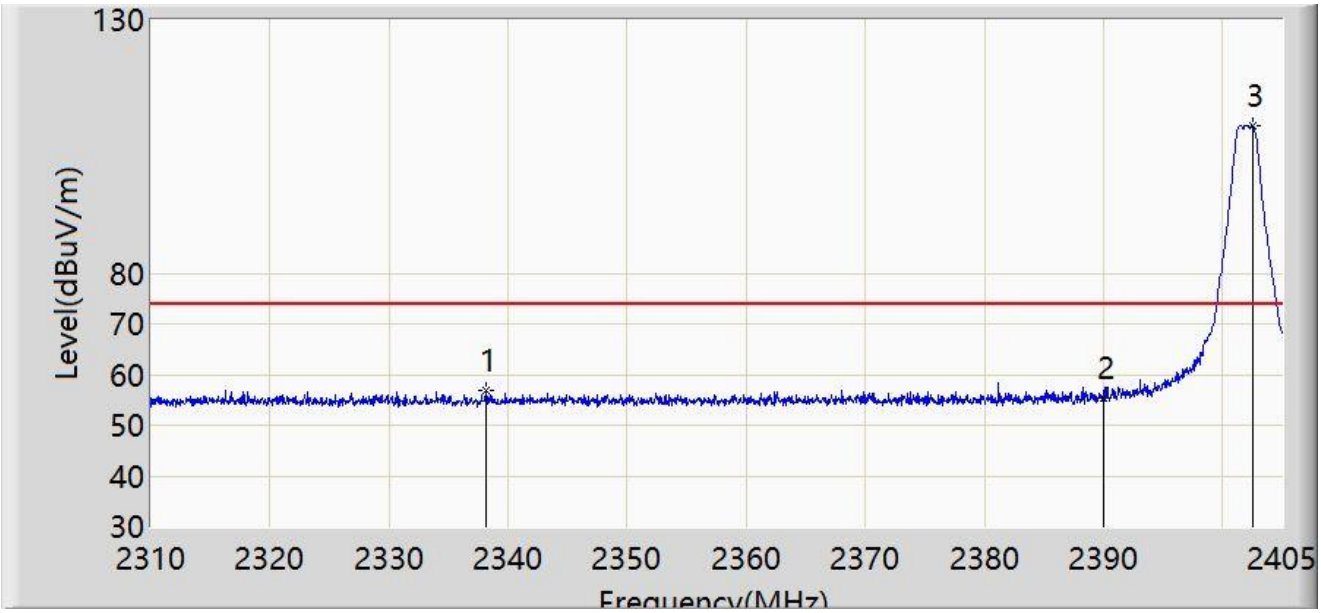

No	Mark	Frequency (MHz)	Measure Level (dBμV/m)	Reading Level (dBμV)	Margin (dB)	Limit (dBμV/m)	Factor (dB/m)	Type
1	*	2338.120	56.873	25.468	-17.127	74.000	31.406	PK
2		2390.000	55.275	24.021	-18.725	74.000	31.254	PK
3		2402.577	109.146	77.888	N/A	N/A	31.257	PK

Note 1: " * ", means this data is the worst emission level.

Note 2: Measure Level (dBμV/m) = Reading Level (dBμV) + Factor (dB/m).

Note 3: Factor (dB/m) = Cable Loss (dB) + Antenna Factor (dB/m).

Site: WZ-AC1	Test Date: 2023-12-18
Limit: FCC_2.4G_RE(3m)	Engineer: Frank Xue
Probe: BBHA9120D_1167_1-18GHz	Polarity: Horizontal
EUT: ACCESS POINT	Power: By PoE
Test Mode: Transmit by BLE 2M at 2402MHz	

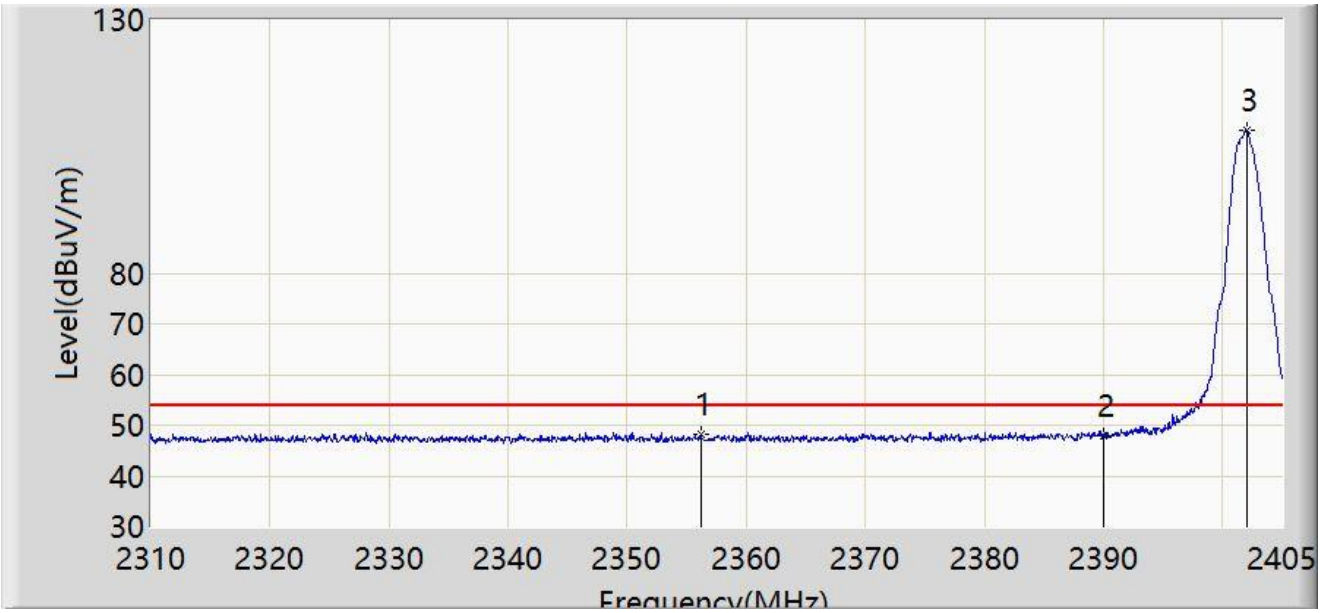

No	Mark	Frequency (MHz)	Measure Level (dBμV/m)	Reading Level (dBμV)	Margin (dB)	Limit (dBμV/m)	Factor (dB/m)	Type
1	*	2356.218	48.263	16.916	-5.737	54.000	31.347	AV
2		2390.000	48.045	16.791	-5.955	54.000	31.254	AV
3		2402.008	108.198	76.940	N/A	N/A	31.258	AV

Note 1: " * ", means this data is the worst emission level.

Note 2: Measure Level (dBμV/m) = Reading Level (dBμV) + Factor (dB/m).

Note 3: Factor (dB/m) = Cable Loss (dB) + Antenna Factor (dB/m).

Site: WZ-AC1	Test Date: 2023-12-18
Limit: FCC_2.4G_RE(3m)	Engineer: Frank Xue
Probe: BBHA9120D_1167_1-18GHz	Polarity: Vertical
EUT: ACCESS POINT	Power: By PoE
Test Mode: Transmit by BLE 2M at 2402MHz	

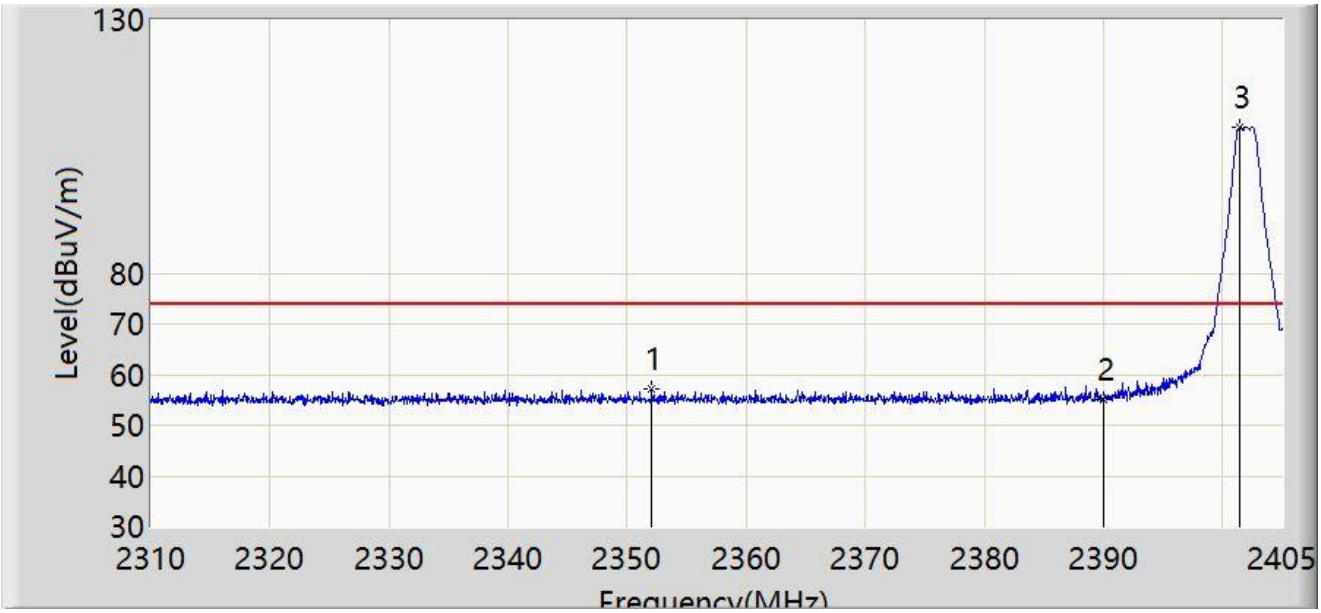

No	Mark	Frequency (MHz)	Measure Level (dBμV/m)	Reading Level (dBμV)	Margin (dB)	Limit (dBμV/m)	Factor (dB/m)	Type
1	*	2352.085	57.041	25.680	-16.959	74.000	31.361	PK
2		2390.000	55.209	23.955	-18.791	74.000	31.254	PK
3		2401.390	108.745	77.488	N/A	N/A	31.257	PK

Note 1: " * ", means this data is the worst emission level.

Note 2: Measure Level (dBμV/m) = Reading Level (dBμV) + Factor (dB/m).

Note 3: Factor (dB/m) = Cable Loss (dB) + Antenna Factor (dB/m).

Site: WZ-AC1	Test Date: 2023-12-18
Limit: FCC_2.4G_RE(3m)	Engineer: Frank Xue
Probe: BBHA9120D_1167_1-18GHz	Polarity: Vertical
EUT: ACCESS POINT	Power: By PoE
Test Mode: Transmit by BLE 2M at 2402MHz	

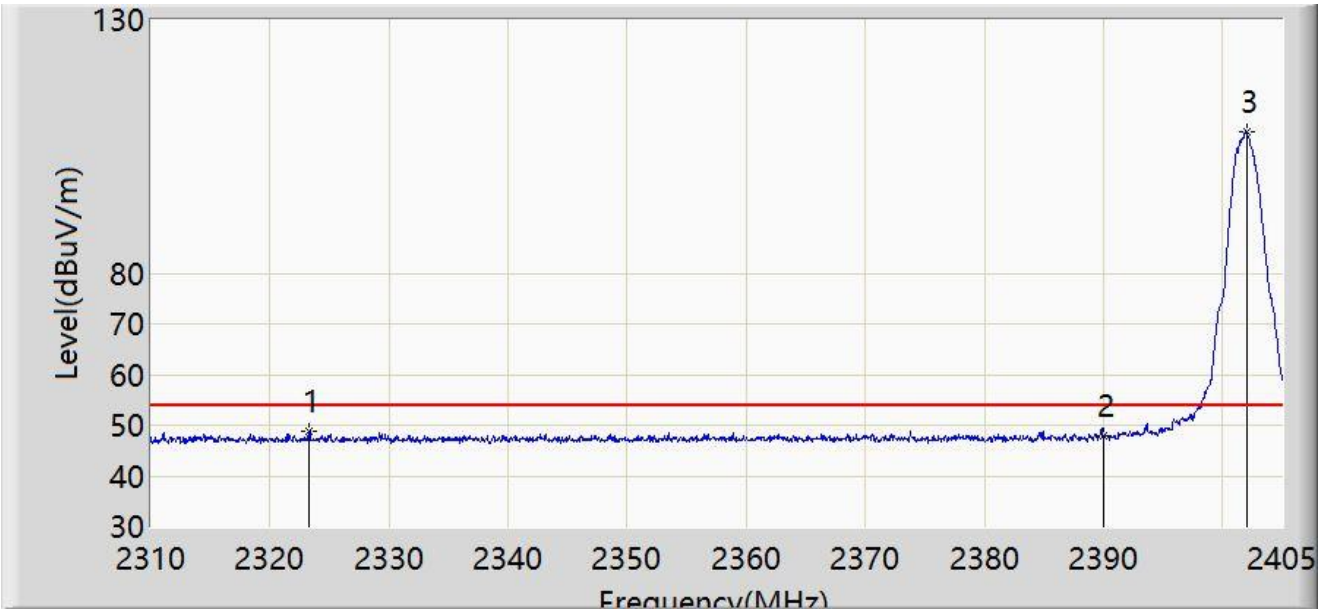

No	Mark	Frequency (MHz)	Measure Level (dBμV/m)	Reading Level (dBμV)	Margin (dB)	Limit (dBμV/m)	Factor (dB/m)	Type
1	*	2323.300	48.919	17.472	-5.081	54.000	31.447	AV
2		2390.000	47.934	16.680	-6.066	54.000	31.254	AV
3		2402.008	107.810	76.552	N/A	N/A	31.258	AV

Note 1: " * ", means this data is the worst emission level.

Note 2: Measure Level (dBμV/m) = Reading Level (dBμV) + Factor (dB/m).

Note 3: Factor (dB/m) = Cable Loss (dB) + Antenna Factor (dB/m).

Filter 6#

Site: WZ-AC1	Test Date: 2023-12-18
Limit: FCC_2.4G_RE(3m)	Engineer: Frank Xue
Probe: BBHA9120D_1167_1-18GHz	Polarity: Horizontal
EUT: ACCESS POINT	Power: By PoE
Test Mode: Transmit by BLE 1M at 2480MHz	

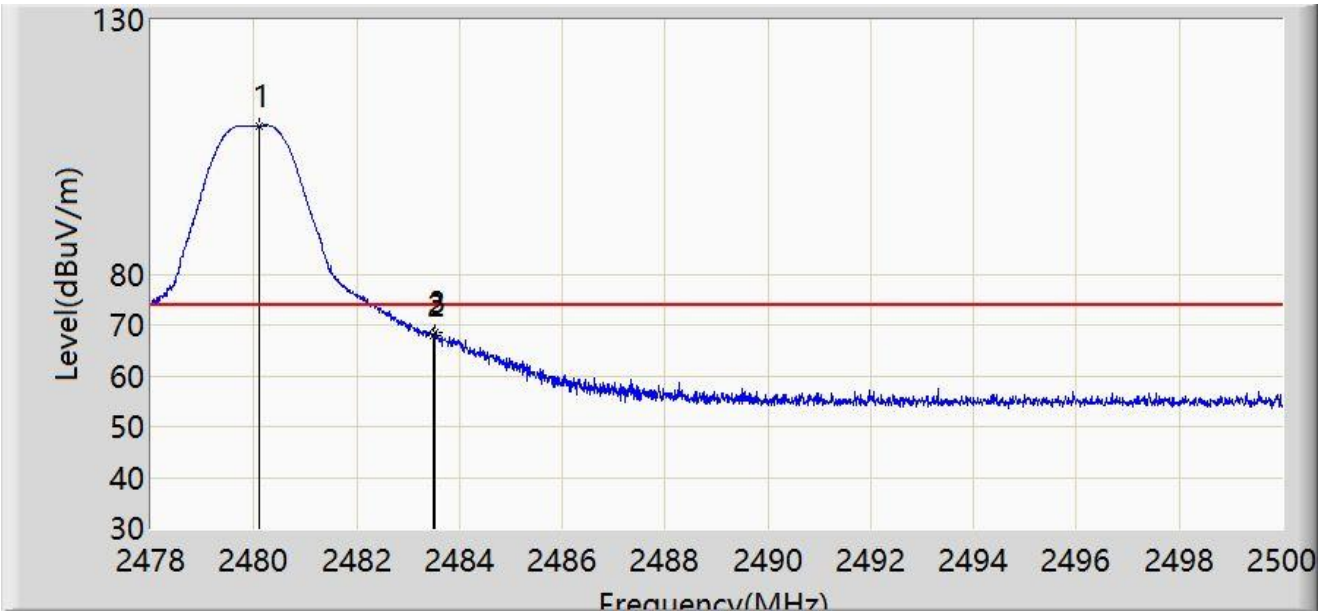

No	Mark	Frequency (MHz)	Measure Level (dBμV/m)	Reading Level (dBμV)	Margin (dB)	Limit (dBμV/m)	Factor (dB/m)	Type
1		2480.112	109.146	77.922	N/A	N/A	31.224	PK
2		2483.500	68.008	36.782	-5.992	74.000	31.226	PK
3	*	2483.522	68.585	37.359	-5.415	74.000	31.226	PK

Note 1: " * ", means this data is the worst emission level.

Note 2: Measure Level (dBμV/m) = Reading Level (dBμV) + Factor (dB/m).

Note 3: Factor (dB/m) = Cable Loss (dB) + Antenna Factor (dB/m).

Site: WZ-AC1	Test Date: 2023-12-18
Limit: FCC_2.4G_RE(3m)	Engineer: Frank Xue
Probe: BBHA9120D_1167_1-18GHz	Polarity: Horizontal
EUT: ACCESS POINT	Power: By PoE
Test Mode: Transmit by BLE 1M at 2480MHz	

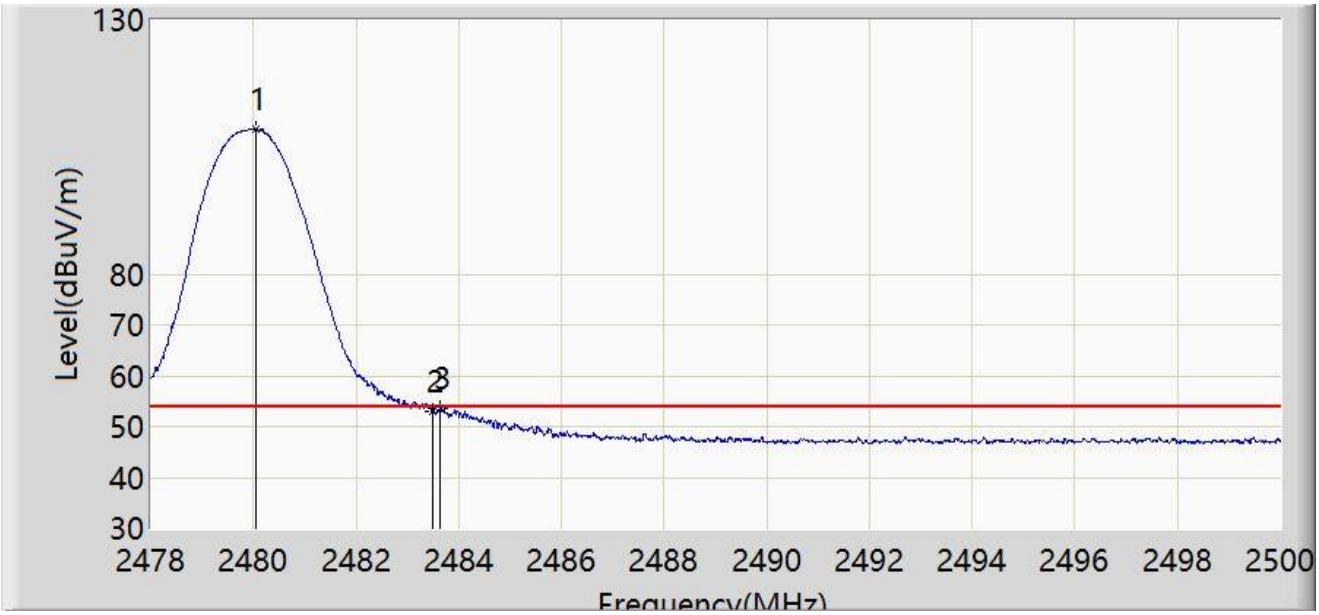

No	Mark	Frequency (MHz)	Measure Level (dBμV/m)	Reading Level (dBμV)	Margin (dB)	Limit (dBμV/m)	Factor (dB/m)	Type
1		2480.046	108.434	77.210	N/A	N/A	31.224	AV
2		2483.500	52.849	21.623	-1.151	54.000	31.226	AV
3	*	2483.643	53.536	22.310	-0.464	54.000	31.226	AV

Note 1: " * ", means this data is the worst emission level.

Note 2: Measure Level (dBμV/m) = Reading Level (dBμV) + Factor (dB/m).

Note 3: Factor (dB/m) = Cable Loss (dB) + Antenna Factor (dB/m).

Site: WZ-AC1	Test Date: 2023-12-18
Limit: FCC_2.4G_RE(3m)	Engineer: Frank Xue
Probe: BBHA9120D_1167_1-18GHz	Polarity: Vertical
EUT: ACCESS POINT	Power: By PoE
Test Mode: Transmit by BLE 1M at 2480MHz	

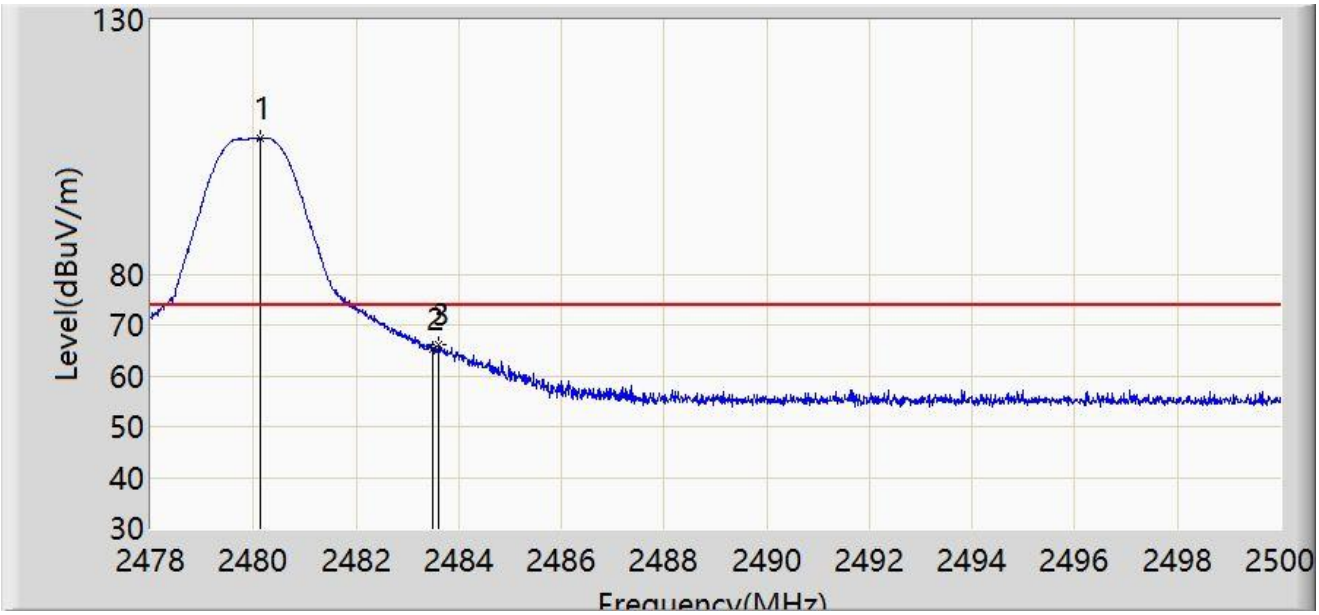

No	Mark	Frequency (MHz)	Measure Level (dBμV/m)	Reading Level (dBμV)	Margin (dB)	Limit (dBμV/m)	Factor (dB/m)	Type
1		2480.145	106.654	75.430	N/A	N/A	31.224	PK
2		2483.500	65.233	34.007	-8.767	74.000	31.226	PK
3	*	2483.599	66.032	34.806	-7.968	74.000	31.226	PK

Note 1: " * ", means this data is the worst emission level.

Note 2: Measure Level (dBμV/m) = Reading Level (dBμV) + Factor (dB/m).

Note 3: Factor (dB/m) = Cable Loss (dB) + Antenna Factor (dB/m).

Site: WZ-AC1	Test Date: 2023-12-18
Limit: FCC_2.4G_RE(3m)	Engineer: Frank Xue
Probe: BBHA9120D_1167_1-18GHz	Polarity: Vertical
EUT: ACCESS POINT	Power: By PoE
Test Mode: Transmit by BLE 1M at 2480MHz	

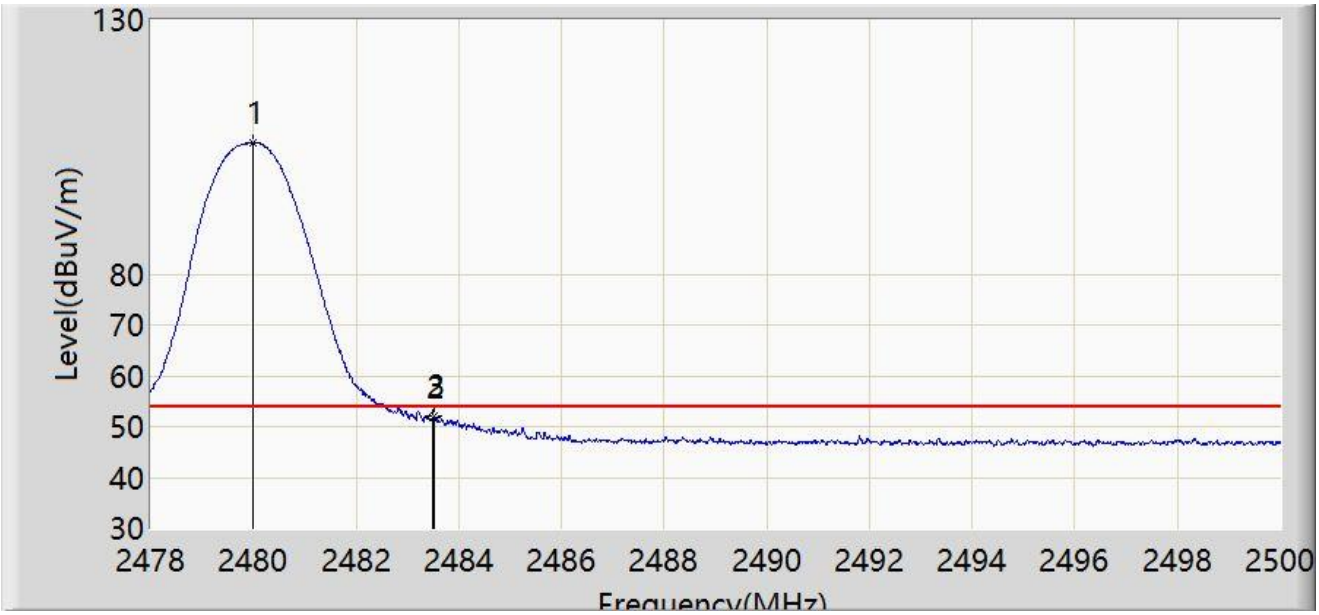

No	Mark	Frequency (MHz)	Measure Level (dBμV/m)	Reading Level (dBμV)	Margin (dB)	Limit (dBμV/m)	Factor (dB/m)	Type
1		2479.991	105.880	74.656	N/A	N/A	31.224	AV
2		2483.500	51.785	20.559	-2.215	54.000	31.226	AV
3	*	2483.511	51.951	20.725	-2.049	54.000	31.226	AV

Note 1: " * ", means this data is the worst emission level.

Note 2: Measure Level (dBμV/m) = Reading Level (dBμV) + Factor (dB/m).

Note 3: Factor (dB/m) = Cable Loss (dB) + Antenna Factor (dB/m).

Site: WZ-AC1	Test Date: 2023-12-18
Limit: FCC_2.4G_RE(3m)	Engineer: Frank Xue
Probe: BBHA9120D_1167_1-18GHz	Polarity: Horizontal
EUT: ACCESS POINT	Power: By PoE
Test Mode: Transmit by BLE 2M at 2480MHz	

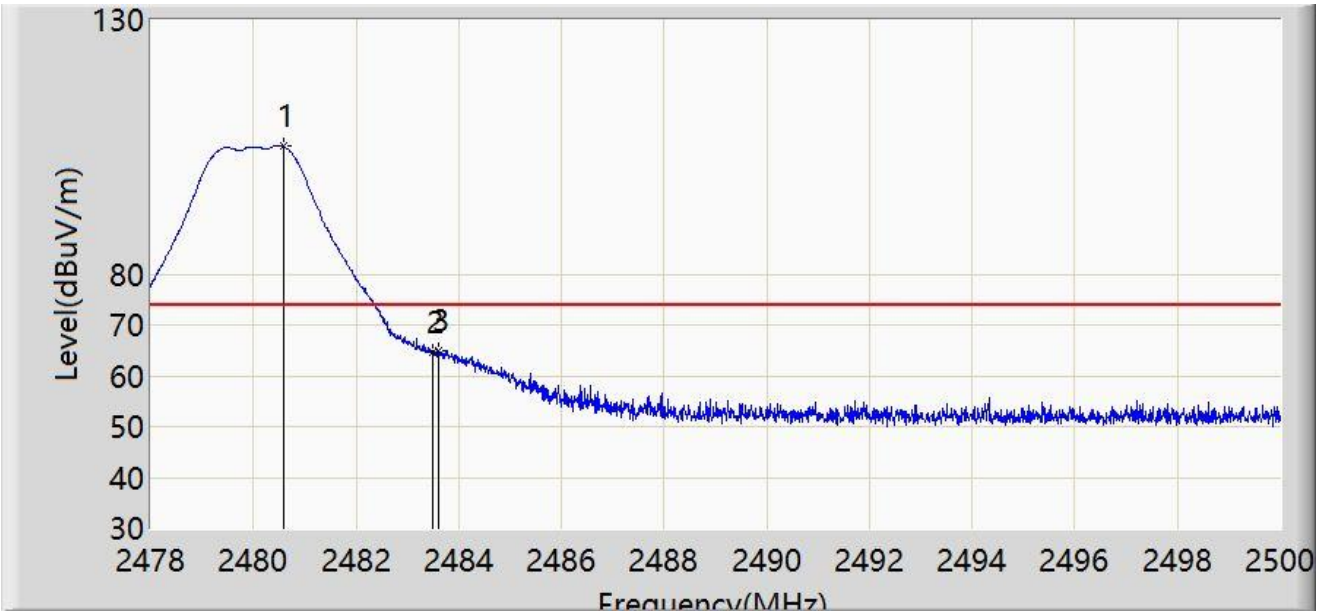

No	Mark	Frequency (MHz)	Measure Level (dBμV/m)	Reading Level (dBμV)	Margin (dB)	Limit (dBμV/m)	Factor (dB/m)	Type
1		2480.585	105.093	73.869	N/A	N/A	31.224	PK
2		2483.500	64.674	33.448	-9.326	74.000	31.226	PK
3	*	2483.599	65.068	33.842	-8.932	74.000	31.226	PK

Note 1: " * ", means this data is the worst emission level.

Note 2: Measure Level (dBμV/m) = Reading Level (dBμV) + Factor (dB/m).

Note 3: Factor (dB/m) = Cable Loss (dB) + Antenna Factor (dB/m).

Site: WZ-AC1	Test Date: 2023-12-18
Limit: FCC_2.4G_RE(3m)	Engineer: Frank Xue
Probe: BBHA9120D_1167_1-18GHz	Polarity: Horizontal
EUT: ACCESS POINT	Power: By PoE
Test Mode: Transmit by BLE 2M at 2480MHz	

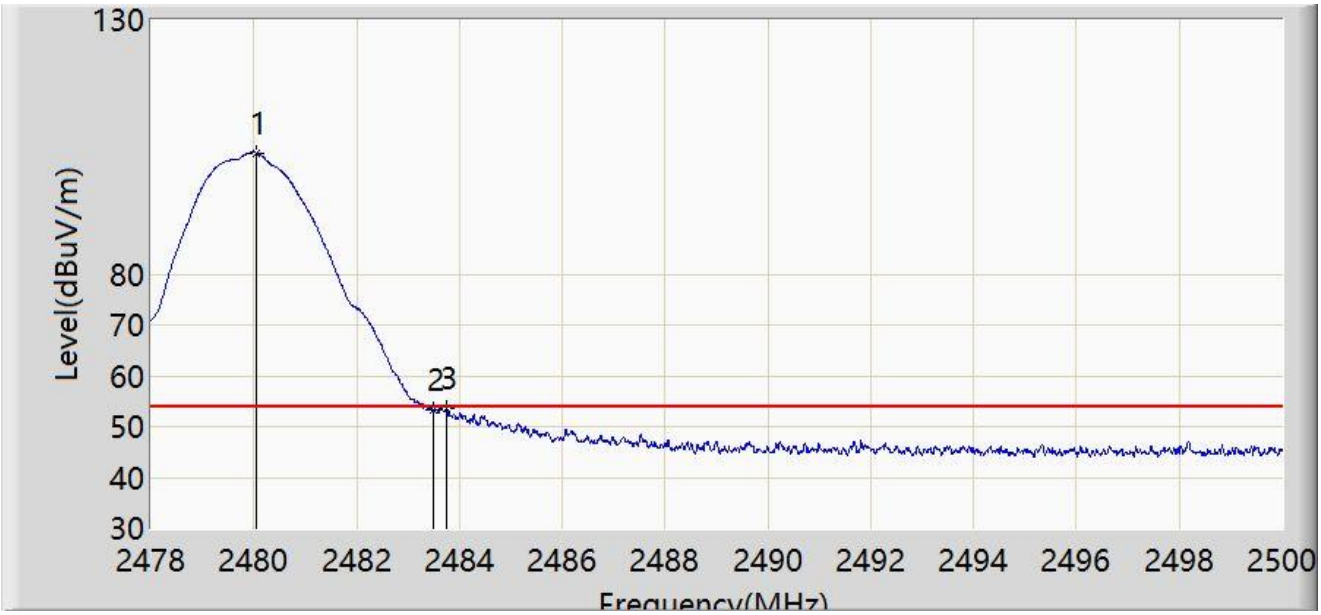

No	Mark	Frequency (MHz)	Measure Level (dBμV/m)	Reading Level (dBμV)	Margin (dB)	Limit (dBμV/m)	Factor (dB/m)	Type
1		2480.046	103.877	72.653	N/A	N/A	31.224	AV
2		2483.500	53.186	21.960	-0.814	54.000	31.226	AV
3	*	2483.753	53.587	22.361	-0.413	54.000	31.226	AV

Note 1: " * ", means this data is the worst emission level.

Note 2: Measure Level (dBμV/m) = Reading Level (dBμV) + Factor (dB/m).

Note 3: Factor (dB/m) = Cable Loss (dB) + Antenna Factor (dB/m).

Site: WZ-AC1	Test Date: 2023-12-18
Limit: FCC_2.4G_RE(3m)	Engineer: Frank Xue
Probe: BBHA9120D_1167_1-18GHz	Polarity: Vertical
EUT: ACCESS POINT	Power: By PoE
Test Mode: Transmit by BLE 2M at 2480MHz	

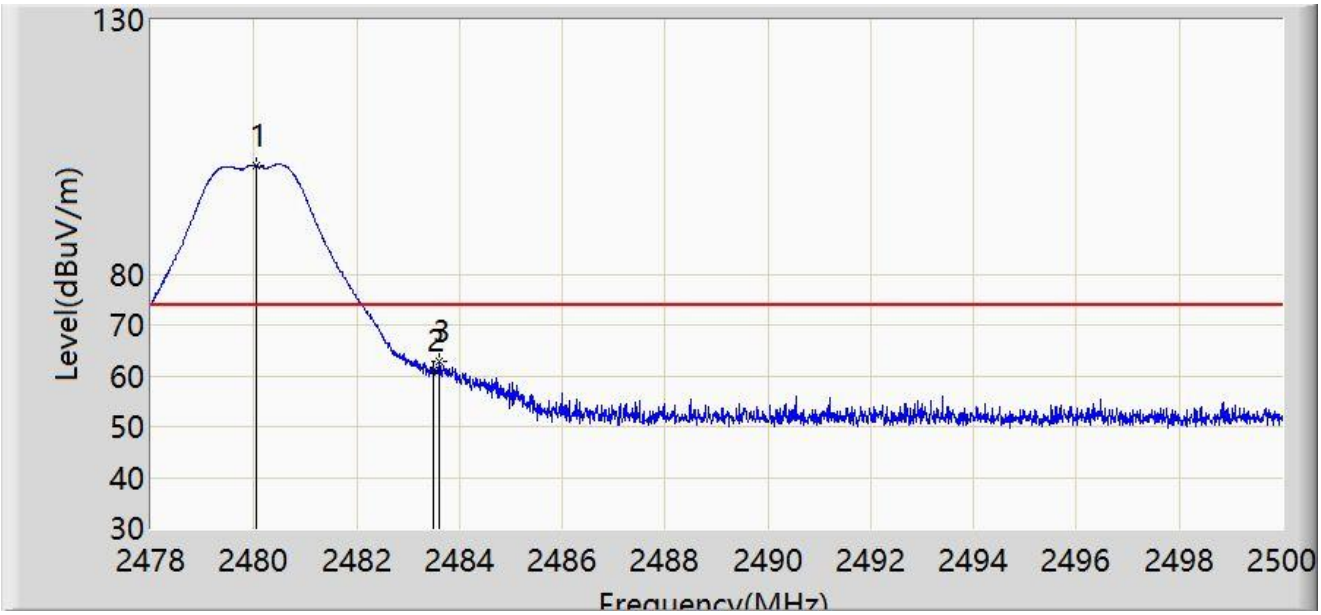

No	Mark	Frequency (MHz)	Measure Level (dBμV/m)	Reading Level (dBμV)	Margin (dB)	Limit (dBμV/m)	Factor (dB/m)	Type
1		2480.046	101.291	70.067	N/A	N/A	31.224	PK
2		2483.500	61.084	29.858	-12.916	74.000	31.226	PK
3	*	2483.610	62.953	31.727	-11.047	74.000	31.226	PK

Note 1: " * ", means this data is the worst emission level.

Note 2: Measure Level (dBμV/m) = Reading Level (dBμV) + Factor (dB/m).

Note 3: Factor (dB/m) = Cable Loss (dB) + Antenna Factor (dB/m).

Site: WZ-AC1	Test Date: 2023-12-18
Limit: FCC_2.4G_RE(3m)	Engineer: Frank Xue
Probe: BBHA9120D_1167_1-18GHz	Polarity: Vertical
EUT: ACCESS POINT	Power: By PoE
Test Mode: Transmit by BLE 2M at 2480MHz	

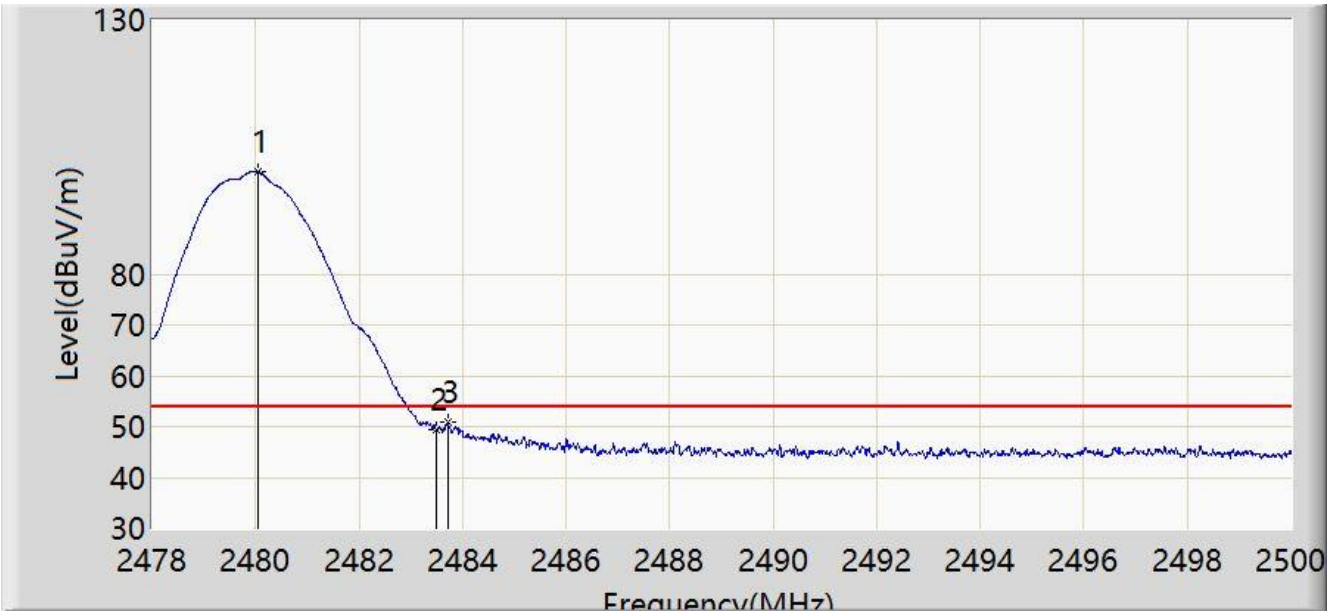

No	Mark	Frequency (MHz)	Measure Level (dBμV/m)	Reading Level (dBμV)	Margin (dB)	Limit (dBμV/m)	Factor (dB/m)	Type
1		2480.046	100.123	68.899	N/A	N/A	31.224	AV
2		2483.500	49.497	18.271	-4.503	54.000	31.226	AV
3	*	2483.720	50.752	19.526	-3.248	54.000	31.226	AV

Note 1: " * ", means this data is the worst emission level.

Note 2: Measure Level (dBμV/m) = Reading Level (dBμV) + Factor (dB/m).

Note 3: Factor (dB/m) = Cable Loss (dB) + Antenna Factor (dB/m).

8. AC Conducted Emission Test Result

Site: WZ-SR2	Time: 2023/12/21 - 16:10
Limit: FCC_Part15.207_CE_AC Power	Engineer: Linda Wei
Probe: ENV216_101683_Filter Off_C	Polarity: Line
EUT: ACCESS POINTACCESS POINT	Power: AC 120V/60Hz
Test Mode: Transmit by BLE 1M at channel 2402MHz	

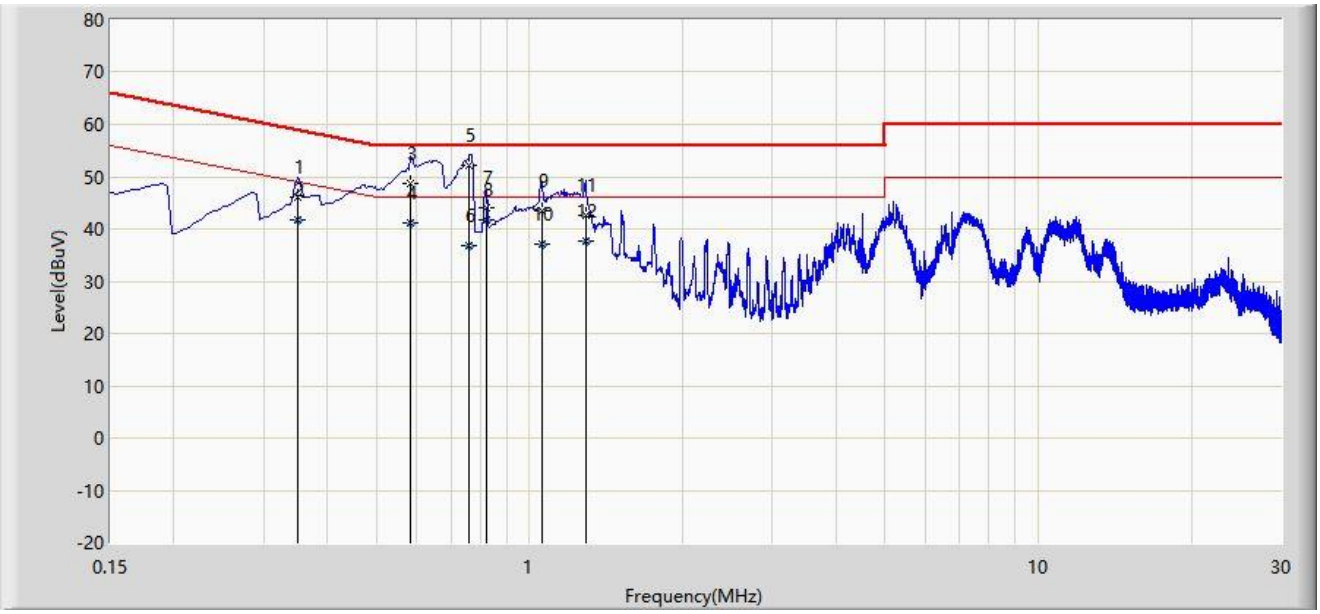

No	Mark	Frequency (MHz)	Measure Level (dBμV)	Reading Level (dBμV)	Margin (dB)	Limit (dBμV)	Factor (dB)	Type
1		0.350	46.029	36.257	-12.933	58.962	9.773	QP
2		0.350	41.612	31.839	-7.351	48.962	9.773	AV
3		0.582	48.618	38.740	-7.382	56.000	9.878	QP
4		0.582	41.289	31.411	-4.711	46.000	9.878	AV
5	*	0.762	52.272	42.305	-3.728	56.000	9.967	QP
6		0.762	36.858	26.891	-9.142	46.000	9.967	AV
7		0.822	44.105	34.106	-11.895	56.000	9.999	QP
8		0.822	41.694	31.696	-4.306	46.000	9.999	AV
9		1.058	43.433	33.352	-12.567	56.000	10.081	QP
10		1.058	37.144	27.063	-8.856	46.000	10.081	AV
11		1.290	42.731	32.648	-13.269	56.000	10.084	QP
12		1.290	37.552	27.468	-8.448	46.000	10.084	AV

Note 1: " * ", means this data is the worst emission level.

Note 2: Measure Level (dBμV) = Reading Level (dBμV) + Factor (dB).

Note 3: Factor (dB) = Cable Loss (dB) + LISN Factor (dB).

Site: WZ-SR2	Time: 2023/12/21 - 16:18
Limit: FCC_Part15.207_CE_AC Power	Engineer: Linda Wei
Probe: ENV216_101683_Filter Off_C	Polarity: Neutral
EUT: ACCESS POINTACCESS POINT	Power: AC 120V/60Hz
Test Mode: Transmit by BLE 1M at channel 2402MHz	

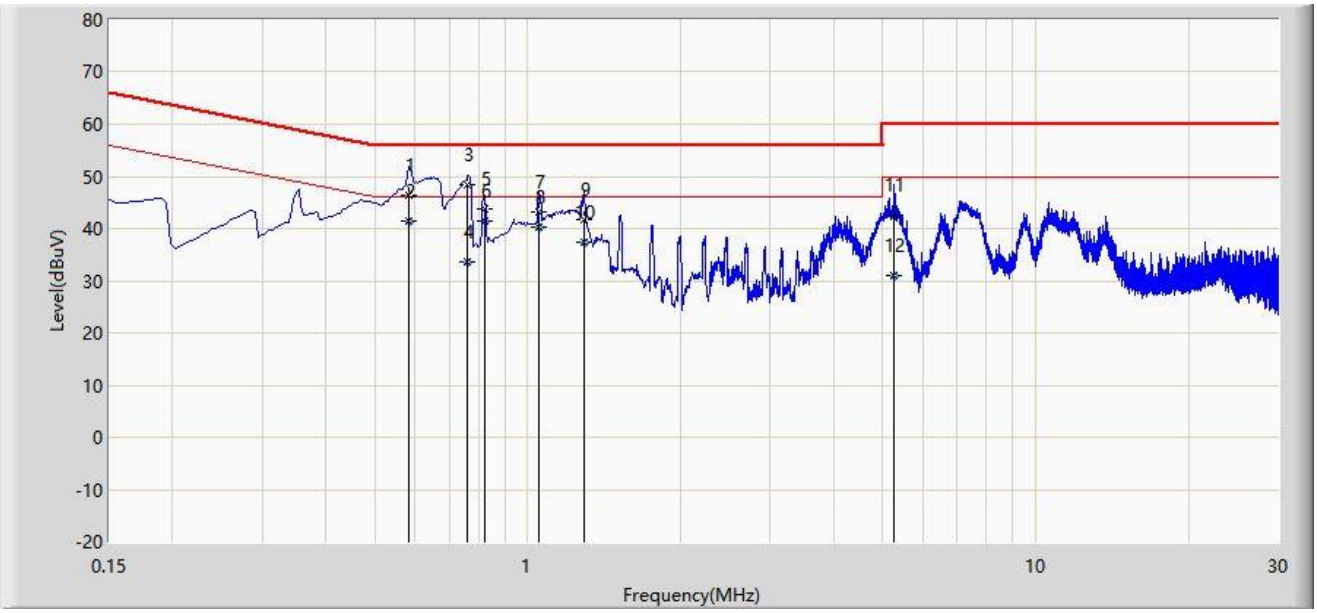

No	Mark	Frequency (MHz)	Measure Level (dBμV)	Reading Level (dBμV)	Margin (dB)	Limit (dBμV)	Factor (dB)	Type
1		0.582	46.379	36.511	-9.621	56.000	9.868	QP
2	*	0.582	41.573	31.705	-4.427	46.000	9.868	AV
3		0.762	48.302	38.341	-7.698	56.000	9.961	QP
4		0.762	33.766	23.805	-12.234	46.000	9.961	AV
5		0.822	43.880	33.892	-12.120	56.000	9.989	QP
6		0.822	41.324	31.335	-4.676	46.000	9.989	AV
7		1.054	43.277	33.206	-12.723	56.000	10.071	QP
8		1.054	40.231	30.160	-5.769	46.000	10.071	AV
9		1.290	41.612	31.538	-14.388	56.000	10.074	QP
10		1.290	37.433	27.359	-8.567	46.000	10.074	AV
11		5.266	42.565	32.398	-17.435	60.000	10.167	QP
12		5.266	31.032	20.865	-18.968	50.000	10.167	AV

Note 1: " * ", means this data is the worst emission level.

Note 2: Measure Level (dBμV) = Reading Level (dBμV) + Factor (dB).

Note 3: Factor (dB) = Cable Loss (dB) + LISN Factor (dB).