802.11n-HT20 Out-of-Band Emissions – Ant 0	
Channel 11 (2462MHz)	
100kHz PSD Reference Level	High Band Edge
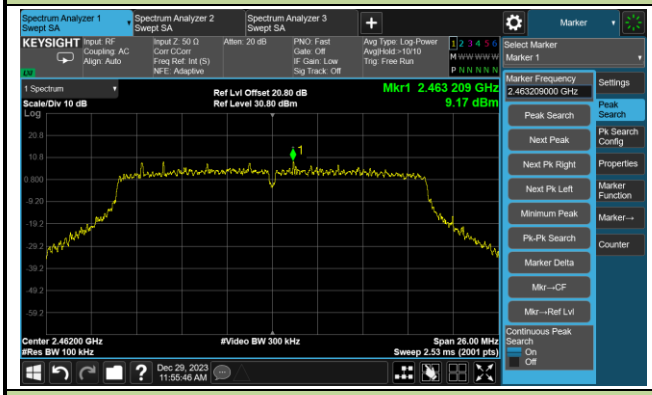	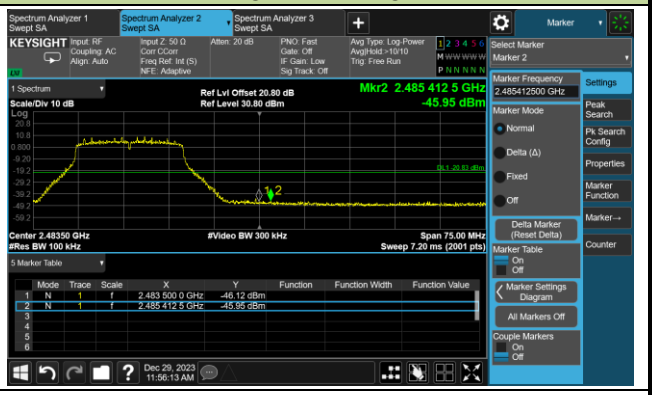
Spurious Emission	

802.11ax-HE20 Out-of-Band Emissions – Ant 0	
Channel 11 (2462MHz)	
100kHz PSD Reference Level	High Band Edge
	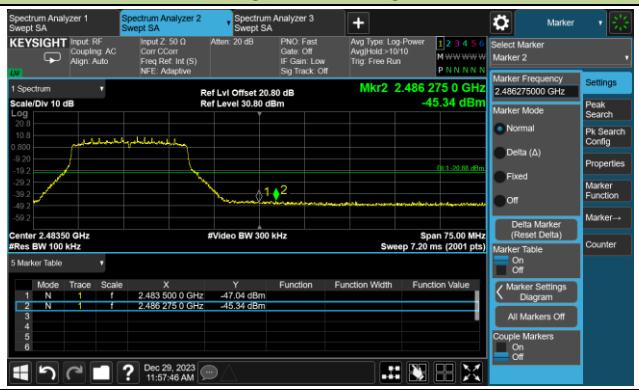
Spurious Emission	

802.11b Out-of-Band Emissions – Ant 1	
Channel 11 (2462MHz)	
100kHz PSD Reference Level	High Band Edge
	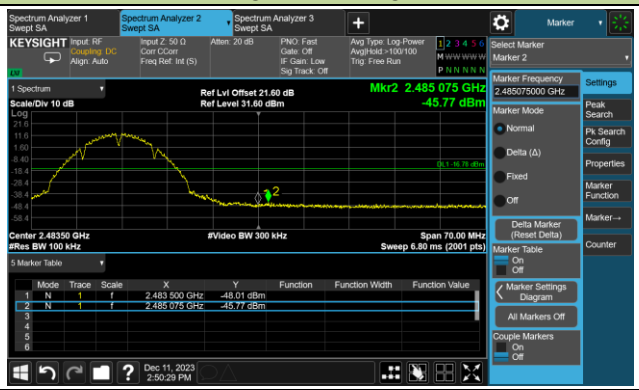
Spurious Emission	
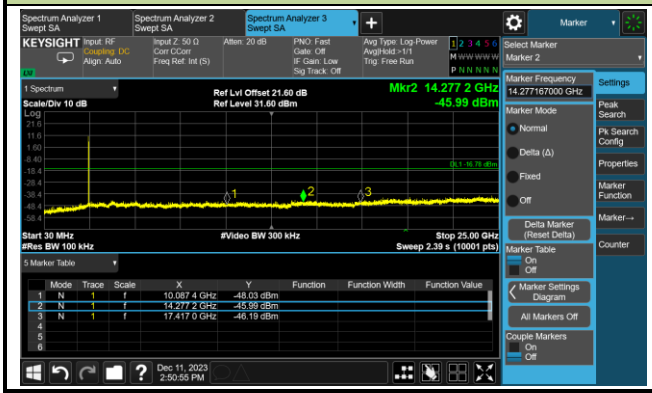	

802.11g Out-of-Band Emissions – Ant 1	
Channel 11 (2462MHz)	
100kHz PSD Reference Level	High Band Edge
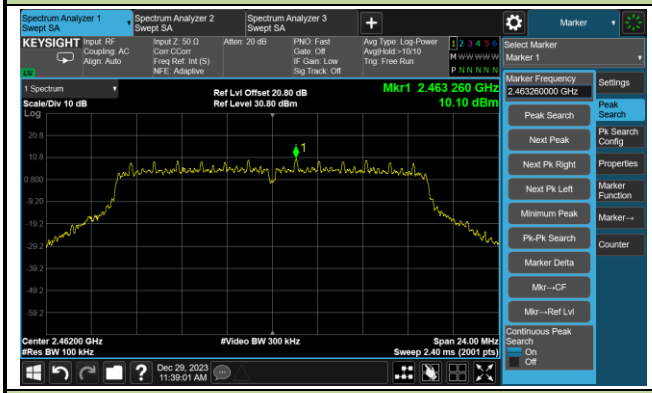	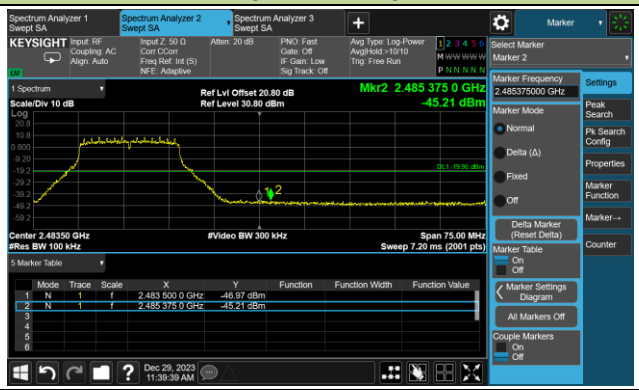
Spurious Emission	

802.11n-HT20 Out-of-Band Emissions – Ant 1	
Channel 11 (2462MHz)	
100kHz PSD Reference Level	High Band Edge
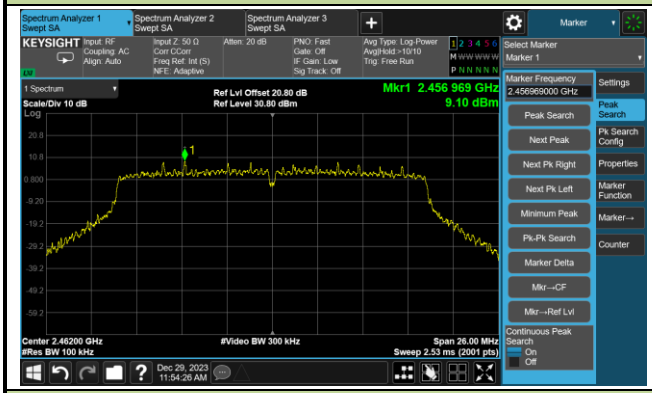	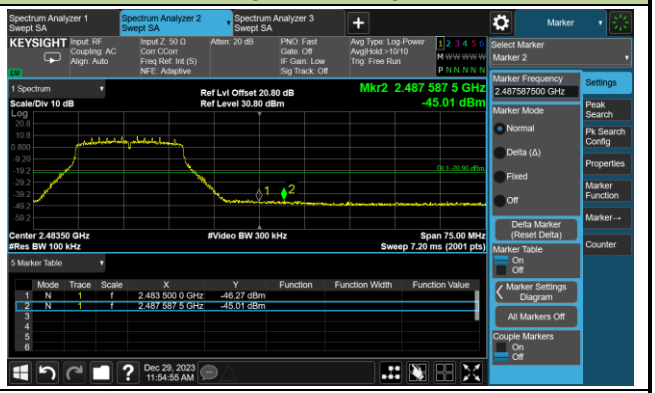
Spurious Emission	

802.11ax-HE20 Out-of-Band Emissions – Ant 1	
Channel 11 (2462MHz)	
100kHz PSD Reference Level	High Band Edge
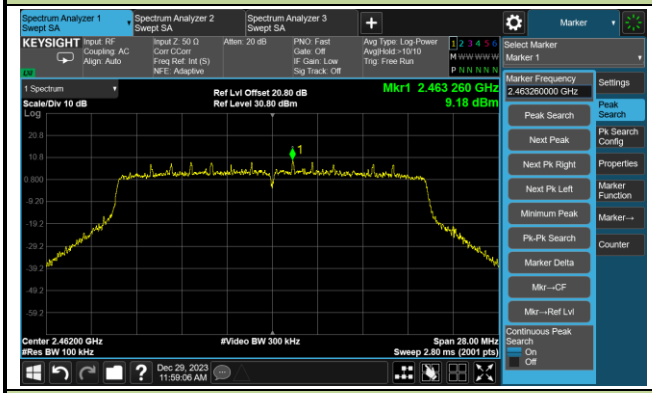	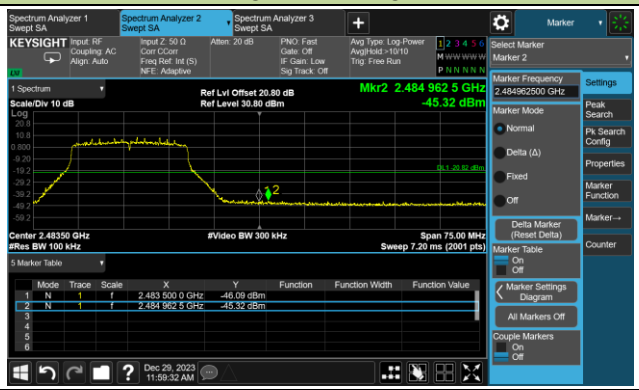
Spurious Emission	

6. Radiated Spurious Emission Measurement Test Result

Filter 1#

Antenna Model: ANT-2x2-2560-6

Test Site	WZ-AC1	Test Engineer	Charles Zhang
Test Date	2023-12-07	Test Mode	802.11b
Remark	1. Average measurement was not performed if peak level lower than average limit. 2. Other frequency was 20dB below limit line within 1-18GHz, there is not show in the report.		

Test Channel	Frequency (MHz)	Reading Level (dBμV)	Factor (dB/m)	Measure Level (dBμV/m)	Limit (dBμV/m)	Margin (dB)	Detector	Polarization
01	8242.0	36.7	8.8	45.5	74.0	-28.5	Peak	Horizontal
	11021.5	35.7	14.1	49.8	74.0	-24.2	Peak	Horizontal
	12007.5	34.6	12.4	47.0	74.0	-27.0	Peak	Horizontal
	8208.0	38.2	8.9	47.1	74.0	-26.9	Peak	Vertical
	11387.0	35.0	13.5	48.5	74.0	-25.5	Peak	Vertical
	12322.0	35.3	12.4	47.7	74.0	-26.3	Peak	Vertical
06	8361.0	35.1	8.8	43.9	74.0	-30.1	Peak	Horizontal
	11642.0	34.3	12.7	47.0	74.0	-27.0	Peak	Horizontal
	12288.0	35.2	12.2	47.4	74.0	-26.6	Peak	Horizontal
	8276.0	36.4	8.5	44.9	74.0	-29.1	Peak	Vertical
	11472.0	35.0	13.4	48.4	74.0	-25.6	Peak	Vertical
	12279.5	34.2	12.4	46.6	74.0	-27.4	Peak	Vertical
11	8293.0	37.2	8.8	46.0	74.0	-28.0	Peak	Horizontal
	10902.5	35.8	14.0	49.8	74.0	-24.2	Peak	Horizontal
	11846.0	34.9	12.3	47.2	74.0	-26.8	Peak	Horizontal
	8267.5	35.6	8.6	44.2	74.0	-29.8	Peak	Vertical
	11174.5	35.1	13.5	48.6	74.0	-25.4	Peak	Vertical
	11863.0	35.0	12.3	47.3	74.0	-26.7	Peak	Vertical

Note: Measure Level (dBμV/m) = Reading Level (dBμV) + Factor (dB/m)

Factor (dB/m) = Cable Loss (dB) + Antenna Factor (dB/m) - Pre_Amplifier Gain (dB)

Test Site	WZ-AC1	Test Engineer	Charles Zhang
Test Date	2023-12-07	Test Mode	802.11g
Remark	1. Average measurement was not performed if peak level lower than average limit. 2. Other frequency was 20dB below limit line within 1-18GHz, there is not show in the report.		

Test Channel	Frequency (MHz)	Reading Level (dBμV)	Factor (dB/m)	Measure Level (dBμV/m)	Limit (dBμV/m)	Margin (dB)	Detector	Polarization
01	8301.5	36.3	8.7	45.0	74.0	-29.0	Peak	Horizontal
	10877.0	34.6	13.9	48.5	74.0	-25.5	Peak	Horizontal
	12254.0	35.3	12.4	47.7	74.0	-26.3	Peak	Horizontal
	8310.0	35.8	8.7	44.5	74.0	-29.5	Peak	Vertical
	11506.0	35.8	13.6	49.4	74.0	-24.6	Peak	Vertical
	12084.0	35.6	12.5	48.1	74.0	-25.9	Peak	Vertical
06	8284.5	36.2	8.6	44.8	74.0	-29.2	Peak	Horizontal
	11021.5	34.5	14.1	48.6	74.0	-25.4	Peak	Horizontal
	11803.5	35.4	12.2	47.6	74.0	-26.4	Peak	Horizontal
	8284.5	35.3	8.6	43.9	74.0	-30.1	Peak	Vertical
	11472.0	36.1	13.4	49.5	74.0	-24.5	Peak	Vertical
	12390.0	35.4	11.9	47.3	74.0	-26.7	Peak	Vertical
11	8276.0	35.9	8.5	44.4	74.0	-29.6	Peak	Horizontal
	11217.0	35.9	13.2	49.1	74.0	-24.9	Peak	Horizontal
	12101.0	34.9	12.4	47.3	74.0	-26.7	Peak	Horizontal
	8267.5	36.7	8.6	45.3	74.0	-28.7	Peak	Vertical
	11149.0	33.8	13.8	47.6	74.0	-26.4	Peak	Vertical
	11812.0	34.8	12.2	47.0	74.0	-27.0	Peak	Vertical

Note: Measure Level (dBμV/m) = Reading Level (dBμV) + Factor (dB/m)

Factor (dB/m) = Cable Loss (dB) + Antenna Factor (dB/m) - Pre_Amplifier Gain (dB)

Test Site	WZ-AC1	Test Engineer	Charles Zhang
Test Date	2023-12-07	Test Mode	802.11n-HT20
Remark	1. Average measurement was not performed if peak level lower than average limit. 2. Other frequency was 20dB below limit line within 1-18GHz, there is not show in the report.		

Test Channel	Frequency (MHz)	Reading Level (dBμV)	Factor (dB/m)	Measure Level (dBμV/m)	Limit (dBμV/m)	Margin (dB)	Detector	Polarization
01	7604.5	35.5	8.3	43.8	74.0	-30.2	Peak	Horizontal
	11081.0	35.9	14.0	49.9	74.0	-24.1	Peak	Horizontal
	12356.0	35.7	12.4	48.1	74.0	-25.9	Peak	Horizontal
	8242.0	36.0	8.8	44.8	74.0	-29.2	Peak	Vertical
	11030.0	34.9	14.0	48.9	74.0	-25.1	Peak	Vertical
	12033.0	34.5	12.5	47.0	74.0	-27.0	Peak	Vertical
06	8429.0	36.5	8.9	45.4	74.0	-28.6	Peak	Horizontal
	11140.5	37.0	13.7	50.7	74.0	-23.3	Peak	Horizontal
	12169.0	35.5	12.5	48.0	74.0	-26.0	Peak	Horizontal
	8199.5	36.3	8.9	45.2	74.0	-28.8	Peak	Vertical
	10928.0	34.5	14.1	48.6	74.0	-25.4	Peak	Vertical
	12109.5	34.4	12.4	46.8	74.0	-27.2	Peak	Vertical
11	8242.0	35.1	8.8	43.9	74.0	-30.1	Peak	Horizontal
	11225.5	35.9	13.1	49.0	74.0	-25.0	Peak	Horizontal
	12373.0	35.8	12.2	48.0	74.0	-26.0	Peak	Horizontal
	8429.0	36.7	8.9	45.6	74.0	-28.4	Peak	Vertical
	10877.0	34.1	13.9	48.0	74.0	-26.0	Peak	Vertical
	12118.0	34.8	12.5	47.3	74.0	-26.7	Peak	Vertical

Note: Measure Level (dBμV/m) = Reading Level (dBμV) + Factor (dB/m)

Factor (dB/m) = Cable Loss (dB) + Antenna Factor (dB/m) - Pre_Amplifier Gain (dB)

Test Site	WZ-AC1	Test Engineer	Charles Zhang
Test Date	2023-12-07	Test Mode	802.11n-HT40
Remark	1. Average measurement was not performed if peak level lower than average limit. 2. Other frequency was 20dB below limit line within 1-18GHz, there is not show in the report.		

Test Channel	Frequency (MHz)	Reading Level (dBμV)	Factor (dB/m)	Measure Level (dBμV/m)	Limit (dBμV/m)	Margin (dB)	Detector	Polarization
03	8369.5	36.5	8.9	45.4	74.0	-28.6	Peak	Horizontal
	11489.0	35.7	13.8	49.5	74.0	-24.5	Peak	Horizontal
	12271.0	34.2	12.5	46.7	74.0	-27.3	Peak	Horizontal
	8352.5	34.8	8.7	43.5	74.0	-30.5	Peak	Vertical
	11293.5	36.4	13.2	49.6	74.0	-24.4	Peak	Vertical
	12075.5	33.9	12.5	46.4	74.0	-27.6	Peak	Vertical
06	8131.5	36.4	9.1	45.5	74.0	-28.5	Peak	Horizontal
	11072.5	35.2	14.0	49.2	74.0	-24.8	Peak	Horizontal
	11778.0	34.7	12.4	47.1	74.0	-26.9	Peak	Horizontal
	8454.5	36.8	9.2	46.0	74.0	-28.0	Peak	Vertical
	11072.5	35.9	14.0	49.9	74.0	-24.1	Peak	Vertical
	12322.0	34.5	12.4	46.9	74.0	-27.1	Peak	Vertical
09	8242.0	35.8	8.8	44.6	74.0	-29.4	Peak	Horizontal
	11072.5	35.3	14.0	49.3	74.0	-24.7	Peak	Horizontal
	12296.5	35.2	12.2	47.4	74.0	-26.6	Peak	Horizontal
	8386.5	36.0	8.8	44.8	74.0	-29.2	Peak	Vertical
	11140.5	35.2	13.7	48.9	74.0	-25.1	Peak	Vertical
	12203.0	35.2	12.4	47.6	74.0	-26.4	Peak	Vertical

Note: Measure Level (dBμV/m) = Reading Level (dBμV) + Factor (dB/m)

Factor (dB/m) = Cable Loss (dB) + Antenna Factor (dB/m) - Pre_Amplifier Gain (dB)

Test Site	WZ-AC1	Test Engineer	Charles Zhang
Test Date	2023-12-07	Test Mode	802.11ax-HE20
Remark	1. Average measurement was not performed if peak level lower than average limit. 2. Other frequency was 20dB below limit line within 1-18GHz, there is not show in the report.		

Test Channel	Frequency (MHz)	Reading Level (dBμV)	Factor (dB/m)	Measure Level (dBμV/m)	Limit (dBμV/m)	Margin (dB)	Detector	Polarization
01	8335.5	35.4	8.6	44.0	74.0	-30.0	Peak	Horizontal
	11404.0	35.0	13.5	48.5	74.0	-25.5	Peak	Horizontal
	11948.0	34.6	12.3	46.9	74.0	-27.1	Peak	Horizontal
	8284.5	36.8	8.6	45.4	74.0	-28.6	Peak	Vertical
	11225.5	35.5	13.1	48.6	74.0	-25.4	Peak	Vertical
	12033.0	34.9	12.5	47.4	74.0	-26.6	Peak	Vertical
06	8361.0	35.6	8.8	44.4	74.0	-29.6	Peak	Horizontal
	10928.0	33.6	14.1	47.7	74.0	-26.3	Peak	Horizontal
	12092.5	35.3	12.4	47.7	74.0	-26.3	Peak	Horizontal
	8386.5	34.5	8.8	43.3	74.0	-30.7	Peak	Vertical
	11047.0	33.5	14.2	47.7	74.0	-26.3	Peak	Vertical
	11897.0	35.1	12.2	47.3	74.0	-26.7	Peak	Vertical
11	8242.0	35.1	8.8	43.9	74.0	-30.1	Peak	Horizontal
	10843.0	34.4	14.1	48.5	74.0	-25.5	Peak	Horizontal
	11684.5	35.1	12.8	47.9	74.0	-26.1	Peak	Horizontal
	8327.0	35.9	8.7	44.6	74.0	-29.4	Peak	Vertical
	11480.5	37.0	13.6	50.6	74.0	-23.4	Peak	Vertical
	12169.0	34.6	12.5	47.1	74.0	-26.9	Peak	Vertical

Note: Measure Level (dBμV/m) = Reading Level (dBμV) + Factor (dB/m)

Factor (dB/m) = Cable Loss (dB) + Antenna Factor (dB/m) - Pre_Amplifier Gain (dB)

Test Site	WZ-AC1	Test Engineer	Charles Zhang
Test Date	2023-12-07	Test Mode	802.11ax-HE40
Remark	1. Average measurement was not performed if peak level lower than average limit. 2. Other frequency was 20dB below limit line within 1-18GHz, there is not show in the report.		

Test Channel	Frequency (MHz)	Reading Level (dBμV)	Factor (dB/m)	Measure Level (dBμV/m)	Limit (dBμV/m)	Margin (dB)	Detector	Polarization
03	8437.5	37.3	8.9	46.2	74.0	-27.8	Peak	Horizontal
	11089.5	35.2	13.9	49.1	74.0	-24.9	Peak	Horizontal
	12271.0	35.5	12.5	48.0	74.0	-26.0	Peak	Horizontal
	8429.0	36.5	8.9	45.4	74.0	-28.6	Peak	Vertical
	11302.0	36.4	13.3	49.7	74.0	-24.3	Peak	Vertical
	11990.5	36.5	12.4	48.9	74.0	-25.1	Peak	Vertical
06	8199.5	35.5	8.9	44.4	74.0	-29.6	Peak	Horizontal
	10970.5	33.8	14.0	47.8	74.0	-26.2	Peak	Horizontal
	11973.5	33.5	12.3	45.8	74.0	-28.2	Peak	Horizontal
	8276.0	35.1	8.5	43.6	74.0	-30.4	Peak	Vertical
	11446.5	35.5	13.6	49.1	74.0	-24.9	Peak	Vertical
	12177.5	33.8	12.3	46.1	74.0	-27.9	Peak	Vertical
09	8386.5	35.8	8.8	44.6	74.0	-29.4	Peak	Horizontal
	11072.5	35.4	14.0	49.4	74.0	-24.6	Peak	Horizontal
	12058.5	34.1	12.5	46.6	74.0	-27.4	Peak	Horizontal
	8352.5	34.7	8.7	43.4	74.0	-30.6	Peak	Vertical
	10970.5	33.4	14.0	47.4	74.0	-26.6	Peak	Vertical
	11897.0	34.4	12.2	46.6	74.0	-27.4	Peak	Vertical

Note: Measure Level (dBμV/m) = Reading Level (dBμV) + Factor (dB/m)

Factor (dB/m) = Cable Loss (dB) + Antenna Factor (dB/m) - Pre_Amplifier Gain (dB)

Antenna Model: ANT-2x2-2005

Test Site	WZ-AC1	Test Engineer	Charles Zhang
Test Date	2023-12-25	Test Mode	802.11b
Remark	1. Average measurement was not performed if peak level lower than average limit. 2. Other frequency was 20dB below limit line within 1-18GHz, there is not show in the report.		

Test Channel	Frequency (MHz)	Reading Level (dBμV)	Factor (dB/m)	Measure Level (dBμV/m)	Limit (dBμV/m)	Margin (dB)	Detector	Polarization
01	4825.0	44.1	3.1	47.2	74.0	-26.8	Peak	Horizontal
	9398.0	37.8	12.2	50.0	74.0	-24.0	Peak	Horizontal
	11463.5	36.7	13.5	50.2	74.0	-23.8	Peak	Horizontal
	4825.0	42.3	3.1	45.4	74.0	-28.6	Peak	Vertical
	7723.5	37.2	8.3	45.5	74.0	-28.5	Peak	Vertical
	11480.5	36.5	13.6	50.1	74.0	-23.9	Peak	Vertical
06	4876.0	40.2	3.1	43.3	74.0	-30.7	Peak	Horizontal
	7417.5	37.4	8.4	45.8	74.0	-28.2	Peak	Horizontal
	11489.0	36.1	13.8	49.9	74.0	-24.1	Peak	Horizontal
	4876.0	39.6	3.1	42.7	74.0	-31.3	Peak	Vertical
	8208.0	37.2	8.9	46.1	74.0	-27.9	Peak	Vertical
	10792.0	35.8	14.3	50.1	74.0	-23.9	Peak	Vertical
11	4927.0	42.9	3.2	46.1	74.0	-27.9	Peak	Horizontal
	8318.5	36.4	8.7	45.1	74.0	-28.9	Peak	Horizontal
	10868.5	35.4	13.9	49.3	74.0	-24.7	Peak	Horizontal
	4927.0	42.7	3.2	45.9	74.0	-28.1	Peak	Vertical
	11106.5	37.1	13.7	50.8	74.0	-23.2	Peak	Vertical
	12390.0	37.7	11.9	49.6	74.0	-24.4	Peak	Vertical

Note: Measure Level (dBμV/m) = Reading Level (dBμV) + Factor (dB/m)

Factor (dB/m) = Cable Loss (dB) + Antenna Factor (dB/m) - Pre_Amplifier Gain (dB)

Test Site	WZ-AC1	Test Engineer	Charles Zhang
Test Date	2023-12-25	Test Mode	802.11g
Remark	1. Average measurement was not performed if peak level lower than average limit. 2. Other frequency was 20dB below limit line within 1-18GHz, there is not show in the report.		

Test Channel	Frequency (MHz)	Reading Level (dBμV)	Factor (dB/m)	Measure Level (dBμV/m)	Limit (dBμV/m)	Margin (dB)	Detector	Polarization
01	7570.5	37.0	8.3	45.3	74.0	-28.7	Peak	Horizontal
	8327.0	35.9	8.7	44.6	74.0	-29.4	Peak	Horizontal
	11013.0	35.6	14.3	49.9	74.0	-24.1	Peak	Horizontal
	7528.0	37.8	8.4	46.2	74.0	-27.8	Peak	Vertical
	8165.5	37.7	9.2	46.9	74.0	-27.1	Peak	Vertical
	11608.0	36.2	13.2	49.4	74.0	-24.6	Peak	Vertical
06	7477.0	36.7	8.6	45.3	74.0	-28.7	Peak	Horizontal
	8429.0	36.0	8.9	44.9	74.0	-29.1	Peak	Horizontal
	11098.0	37.0	13.9	50.9	74.0	-23.1	Peak	Horizontal
	7672.5	36.6	8.0	44.6	74.0	-29.4	Peak	Vertical
	8454.5	35.5	9.2	44.7	74.0	-29.3	Peak	Vertical
	10843.0	36.2	14.1	50.3	74.0	-23.7	Peak	Vertical
11	7324.0	37.2	8.2	45.4	74.0	-28.6	Peak	Horizontal
	8165.5	36.6	9.2	45.8	74.0	-28.2	Peak	Horizontal
	10996.0	35.2	14.4	49.6	74.0	-24.4	Peak	Horizontal
	4927.0	40.8	3.2	44.0	74.0	-30.0	Peak	Vertical
	7485.5	36.5	8.6	45.1	74.0	-28.9	Peak	Vertical
	11455.0	36.8	13.5	50.3	74.0	-23.7	Peak	Vertical

Note: Measure Level (dBμV/m) = Reading Level (dBμV) + Factor (dB/m)

Factor (dB/m) = Cable Loss (dB) + Antenna Factor (dB/m) - Pre_Amplifier Gain (dB)

Test Site	WZ-AC1	Test Engineer	Charles Zhang
Test Date	2023-12-25	Test Mode	802.11n-HT20
Remark	1. Average measurement was not performed if peak level lower than average limit. 2. Other frequency was 20dB below limit line within 1-18GHz, there is not show in the report.		

Test Channel	Frequency (MHz)	Reading Level (dBμV)	Factor (dB/m)	Measure Level (dBμV/m)	Limit (dBμV/m)	Margin (dB)	Detector	Polarization
01	7519.5	36.3	8.4	44.7	74.0	-29.3	Peak	Horizontal
	8420.5	35.0	9.0	44.0	74.0	-30.0	Peak	Horizontal
	12067.0	37.1	12.4	49.5	74.0	-24.5	Peak	Horizontal
	7477.0	36.4	8.6	45.0	74.0	-29.0	Peak	Vertical
	8165.5	35.9	9.2	45.1	74.0	-28.9	Peak	Vertical
	11531.5	36.6	13.5	50.1	74.0	-23.9	Peak	Vertical
06	7417.5	37.1	8.4	45.5	74.0	-28.5	Peak	Horizontal
	8148.5	35.7	9.3	45.0	74.0	-29.0	Peak	Horizontal
	10877.0	35.9	13.9	49.8	74.0	-24.2	Peak	Horizontal
	7451.5	36.3	8.6	44.9	74.0	-29.1	Peak	Vertical
	8412.0	36.8	8.9	45.7	74.0	-28.3	Peak	Vertical
	10987.5	36.6	14.3	50.9	74.0	-23.1	Peak	Vertical
11	7417.5	36.4	8.4	44.8	74.0	-29.2	Peak	Horizontal
	8386.5	37.2	8.8	46.0	74.0	-28.0	Peak	Horizontal
	11268.0	35.8	13.3	49.1	74.0	-24.9	Peak	Horizontal
	7536.5	36.5	8.5	45.0	74.0	-29.0	Peak	Vertical
	8412.0	35.4	8.9	44.3	74.0	-29.7	Peak	Vertical
	11038.5	35.4	14.1	49.5	74.0	-24.5	Peak	Vertical

Note: Measure Level (dBμV/m) = Reading Level (dBμV) + Factor (dB/m)

Factor (dB/m) = Cable Loss (dB) + Antenna Factor (dB/m) - Pre_Amplifier Gain (dB)

Test Site	WZ-AC1	Test Engineer	Charles Zhang
Test Date	2023-12-25	Test Mode	802.11n-HT40
Remark	1. Average measurement was not performed if peak level lower than average limit. 2. Other frequency was 20dB below limit line within 1-18GHz, there is not show in the report.		

Test Channel	Frequency (MHz)	Reading Level (dBμV)	Factor (dB/m)	Measure Level (dBμV/m)	Limit (dBμV/m)	Margin (dB)	Detector	Polarization
03	7638.5	37.0	8.3	45.3	74.0	-28.7	Peak	Horizontal
	8276.0	34.8	8.5	43.3	74.0	-30.7	Peak	Horizontal
	11429.5	35.7	13.6	49.3	74.0	-24.7	Peak	Horizontal
	7519.5	36.9	8.4	45.3	74.0	-28.7	Peak	Vertical
	8089.0	35.9	9.2	45.1	74.0	-28.9	Peak	Vertical
	10911.0	35.5	14.0	49.5	74.0	-24.5	Peak	Vertical
06	7358.0	36.4	8.5	44.9	74.0	-29.1	Peak	Horizontal
	8412.0	35.6	8.9	44.5	74.0	-29.5	Peak	Horizontal
	11064.0	35.4	13.9	49.3	74.0	-24.7	Peak	Horizontal
	7443.0	35.7	8.6	44.3	74.0	-29.7	Peak	Vertical
	8412.0	35.9	8.9	44.8	74.0	-29.2	Peak	Vertical
	11132.0	35.9	13.5	49.4	74.0	-24.6	Peak	Vertical
09	7349.5	37.1	8.4	45.5	74.0	-28.5	Peak	Horizontal
	8471.5	34.7	9.2	43.9	74.0	-30.1	Peak	Horizontal
	11489.0	35.2	13.8	49.0	74.0	-25.0	Peak	Horizontal
	7417.5	36.2	8.4	44.6	74.0	-29.4	Peak	Vertical
	8497.0	34.5	9.1	43.6	74.0	-30.4	Peak	Vertical
	11591.0	36.2	13.2	49.4	74.0	-24.6	Peak	Vertical

Note: Measure Level (dBμV/m) = Reading Level (dBμV) + Factor (dB/m)

Factor (dB/m) = Cable Loss (dB) + Antenna Factor (dB/m) - Pre_Amplifier Gain (dB)

Test Site	WZ-AC1	Test Engineer	Charles Zhang
Test Date	2023-12-25	Test Mode	802.11ax-HE20
Remark	1. Average measurement was not performed if peak level lower than average limit. 2. Other frequency was 20dB below limit line within 1-18GHz, there is not show in the report.		

Test Channel	Frequency (MHz)	Reading Level (dBμV)	Factor (dB/m)	Measure Level (dBμV/m)	Limit (dBμV/m)	Margin (dB)	Detector	Polarization
01	7451.5	35.9	8.6	44.5	74.0	-29.5	Peak	Horizontal
	8454.5	36.2	9.2	45.4	74.0	-28.6	Peak	Horizontal
	11098.0	36.1	13.9	50.0	74.0	-24.0	Peak	Horizontal
	7528.0	36.9	8.4	45.3	74.0	-28.7	Peak	Vertical
	8480.0	34.7	9.2	43.9	74.0	-30.1	Peak	Vertical
	11200.0	36.2	13.4	49.6	74.0	-24.4	Peak	Vertical
06	7392.0	36.6	8.5	45.1	74.0	-28.9	Peak	Horizontal
	8216.5	34.9	8.8	43.7	74.0	-30.3	Peak	Horizontal
	11174.5	36.0	13.5	49.5	74.0	-24.5	Peak	Horizontal
	7443.0	36.8	8.6	45.4	74.0	-28.6	Peak	Vertical
	8276.0	35.5	8.5	44.0	74.0	-30.0	Peak	Vertical
	11489.0	35.7	13.8	49.5	74.0	-24.5	Peak	Vertical
11	7587.5	36.8	8.3	45.1	74.0	-28.9	Peak	Horizontal
	8318.5	35.5	8.7	44.2	74.0	-29.8	Peak	Horizontal
	10919.5	35.0	14.0	49.0	74.0	-25.0	Peak	Horizontal
	7434.5	36.1	8.5	44.6	74.0	-29.4	Peak	Vertical
	8318.5	34.8	8.7	43.5	74.0	-30.5	Peak	Vertical
	10928.0	35.1	14.1	49.2	74.0	-24.8	Peak	Vertical

Note: Measure Level (dBμV/m) = Reading Level (dBμV) + Factor (dB/m)

Factor (dB/m) = Cable Loss (dB) + Antenna Factor (dB/m) - Pre_Amplifier Gain (dB)

Test Site	WZ-AC1	Test Engineer	Charles Zhang
Test Date	2023-12-25	Test Mode	802.11ax-HE40
Remark	1. Average measurement was not performed if peak level lower than average limit. 2. Other frequency was 20dB below limit line within 1-18GHz, there is not show in the report.		

Test Channel	Frequency (MHz)	Reading Level (dBμV)	Factor (dB/m)	Measure Level (dBμV/m)	Limit (dBμV/m)	Margin (dB)	Detector	Polarization
03	7443.0	37.0	8.6	45.6	74.0	-28.4	Peak	Horizontal
	8310.0	35.8	8.7	44.5	74.0	-29.5	Peak	Horizontal
	11089.5	35.4	13.9	49.3	74.0	-24.7	Peak	Horizontal
	7545.0	36.5	8.6	45.1	74.0	-28.9	Peak	Vertical
	8097.5	35.4	9.4	44.8	74.0	-29.2	Peak	Vertical
	10987.5	35.2	14.3	49.5	74.0	-24.5	Peak	Vertical
06	7375.0	37.4	8.6	46.0	74.0	-28.0	Peak	Horizontal
	8131.5	35.8	9.1	44.9	74.0	-29.1	Peak	Horizontal
	10902.5	35.7	14.0	49.7	74.0	-24.3	Peak	Horizontal
	7502.5	37.0	8.5	45.5	74.0	-28.5	Peak	Vertical
	8352.5	36.2	8.7	44.9	74.0	-29.1	Peak	Vertical
	11480.5	35.6	13.6	49.2	74.0	-24.8	Peak	Vertical
09	7494.0	36.1	8.6	44.7	74.0	-29.3	Peak	Horizontal
	8259.0	36.0	8.7	44.7	74.0	-29.3	Peak	Horizontal
	11089.5	35.6	13.9	49.5	74.0	-24.5	Peak	Horizontal
	7358.0	36.0	8.5	44.5	74.0	-29.5	Peak	Vertical
	8165.5	36.2	9.2	45.4	74.0	-28.6	Peak	Vertical
	10766.5	35.3	13.9	49.2	74.0	-24.8	Peak	Vertical

Note: Measure Level (dBμV/m) = Reading Level (dBμV) + Factor (dB/m)

Factor (dB/m) = Cable Loss (dB) + Antenna Factor (dB/m) - Pre_Amplifier Gain (dB)

Antenna Model: ANT-2x2-2314

Test Site	WZ-AC1	Test Engineer	Charles Zhang
Test Date	2023-12-25	Test Mode	802.11b
Remark	1. Average measurement was not performed if peak level lower than average limit. 2. Other frequency was 20dB below limit line within 1-18GHz, there is not show in the report.		

Test Channel	Frequency (MHz)	Reading Level (dBμV)	Factor (dB/m)	Measure Level (dBμV/m)	Limit (dBμV/m)	Margin (dB)	Detector	Polarization
01	7468.5	36.9	8.6	45.5	74.0	-28.5	Peak	Horizontal
	8123.0	37.2	9.0	46.2	74.0	-27.8	Peak	Horizontal
	11336.0	37.2	13.4	50.6	74.0	-23.4	Peak	Horizontal
	7324.0	37.6	8.2	45.8	74.0	-28.2	Peak	Vertical
	8446.0	36.6	9.0	45.6	74.0	-28.4	Peak	Vertical
	11038.5	36.4	14.1	50.5	74.0	-23.5	Peak	Vertical
06	7332.5	37.7	8.2	45.9	74.0	-28.1	Peak	Horizontal
	8310.0	36.9	8.7	45.6	74.0	-28.4	Peak	Horizontal
	11463.5	36.3	13.5	49.8	74.0	-24.2	Peak	Horizontal
	7307.0	37.6	8.3	45.9	74.0	-28.1	Peak	Vertical
	8463.0	37.2	9.3	46.5	74.0	-27.5	Peak	Vertical
	11098.0	36.1	13.9	50.0	74.0	-24.0	Peak	Vertical
11	7553.5	37.2	8.5	45.7	74.0	-28.3	Peak	Horizontal
	8471.5	36.3	9.2	45.5	74.0	-28.5	Peak	Horizontal
	11072.5	36.2	14.0	50.2	74.0	-23.8	Peak	Horizontal
	7434.5	37.1	8.5	45.6	74.0	-28.4	Peak	Vertical
	8420.5	36.0	9.0	45.0	74.0	-29.0	Peak	Vertical
	11659.0	36.4	12.8	49.2	74.0	-24.8	Peak	Vertical

Note: Measure Level (dBμV/m) = Reading Level (dBμV) + Factor (dB/m)

Factor (dB/m) = Cable Loss (dB) + Antenna Factor (dB/m) - Pre_Amplifier Gain (dB)

Test Site	WZ-AC1	Test Engineer	Charles Zhang
Test Date	2023-12-25	Test Mode	802.11g
Remark	1. Average measurement was not performed if peak level lower than average limit. 2. Other frequency was 20dB below limit line within 1-18GHz, there is not show in the report.		

Test Channel	Frequency (MHz)	Reading Level (dBμV)	Factor (dB/m)	Measure Level (dBμV/m)	Limit (dBμV/m)	Margin (dB)	Detector	Polarization
01	7409.0	37.1	8.4	45.5	74.0	-28.5	Peak	Horizontal
	8199.5	35.9	8.9	44.8	74.0	-29.2	Peak	Horizontal
	10868.5	36.0	13.9	49.9	74.0	-24.1	Peak	Horizontal
	7451.5	37.2	8.6	45.8	74.0	-28.2	Peak	Vertical
	8403.5	36.0	8.9	44.9	74.0	-29.1	Peak	Vertical
	11166.0	36.1	13.7	49.8	74.0	-24.2	Peak	Vertical
06	7315.5	37.4	8.3	45.7	74.0	-28.3	Peak	Horizontal
	8310.0	35.1	8.7	43.8	74.0	-30.2	Peak	Horizontal
	11463.5	36.2	13.5	49.7	74.0	-24.3	Peak	Horizontal
	7460.0	37.7	8.6	46.3	74.0	-27.7	Peak	Vertical
	8233.5	36.4	8.8	45.2	74.0	-28.8	Peak	Vertical
	11004.5	35.2	14.3	49.5	74.0	-24.5	Peak	Vertical
11	7494.0	36.7	8.6	45.3	74.0	-28.7	Peak	Horizontal
	8378.0	36.2	8.9	45.1	74.0	-28.9	Peak	Horizontal
	11489.0	35.7	13.8	49.5	74.0	-24.5	Peak	Horizontal
	7545.0	36.7	8.6	45.3	74.0	-28.7	Peak	Vertical
	8157.0	36.2	9.3	45.5	74.0	-28.5	Peak	Vertical
	10885.5	35.9	14.0	49.9	74.0	-24.1	Peak	Vertical

Note: Measure Level (dBμV/m) = Reading Level (dBμV) + Factor (dB/m)

Factor (dB/m) = Cable Loss (dB) + Antenna Factor (dB/m) - Pre_Amplifier Gain (dB)

Test Site	WZ-AC1	Test Engineer	Charles Zhang
Test Date	2023-12-25	Test Mode	802.11n-HT20
Remark	1. Average measurement was not performed if peak level lower than average limit. 2. Other frequency was 20dB below limit line within 1-18GHz, there is not show in the report.		

Test Channel	Frequency (MHz)	Reading Level (dBμV)	Factor (dB/m)	Measure Level (dBμV/m)	Limit (dBμV/m)	Margin (dB)	Detector	Polarization
01	7383.5	37.7	8.6	46.3	74.0	-27.7	Peak	Horizontal
	8403.5	36.5	8.9	45.4	74.0	-28.6	Peak	Horizontal
	11123.5	36.0	13.5	49.5	74.0	-24.5	Peak	Horizontal
	7383.5	37.3	8.6	45.9	74.0	-28.1	Peak	Vertical
	8097.5	36.2	9.4	45.6	74.0	-28.4	Peak	Vertical
	11055.5	35.4	14.1	49.5	74.0	-24.5	Peak	Vertical
06	7375.0	36.8	8.6	45.4	74.0	-28.6	Peak	Horizontal
	8437.5	35.4	8.9	44.3	74.0	-29.7	Peak	Horizontal
	10987.5	35.5	14.3	49.8	74.0	-24.2	Peak	Horizontal
	7485.5	36.3	8.6	44.9	74.0	-29.1	Peak	Vertical
	8165.5	35.5	9.2	44.7	74.0	-29.3	Peak	Vertical
	11480.5	35.7	13.6	49.3	74.0	-24.7	Peak	Vertical
11	7715.0	36.8	8.3	45.1	74.0	-28.9	Peak	Horizontal
	8497.0	35.8	9.1	44.9	74.0	-29.1	Peak	Horizontal
	11089.5	35.6	13.9	49.5	74.0	-24.5	Peak	Horizontal
	7341.0	36.7	8.2	44.9	74.0	-29.1	Peak	Vertical
	8318.5	36.2	8.7	44.9	74.0	-29.1	Peak	Vertical
	11021.5	35.1	14.1	49.2	74.0	-24.8	Peak	Vertical

Note: Measure Level (dBμV/m) = Reading Level (dBμV) + Factor (dB/m)

Factor (dB/m) = Cable Loss (dB) + Antenna Factor (dB/m) - Pre_Amplifier Gain (dB)

Test Site	WZ-AC1	Test Engineer	Charles Zhang
Test Date	2023-12-25	Test Mode	802.11n-HT40
Remark	1. Average measurement was not performed if peak level lower than average limit. 2. Other frequency was 20dB below limit line within 1-18GHz, there is not show in the report.		

Test Channel	Frequency (MHz)	Reading Level (dBμV)	Factor (dB/m)	Measure Level (dBμV/m)	Limit (dBμV/m)	Margin (dB)	Detector	Polarization
03	7460.0	37.0	8.6	45.6	74.0	-28.4	Peak	Horizontal
	8378.0	35.6	8.9	44.5	74.0	-29.5	Peak	Horizontal
	11531.5	35.8	13.5	49.3	74.0	-24.7	Peak	Horizontal
	7409.0	37.7	8.4	46.1	74.0	-27.9	Peak	Vertical
	8318.5	36.9	8.7	45.6	74.0	-28.4	Peak	Vertical
	11497.5	35.3	13.7	49.0	74.0	-25.0	Peak	Vertical
06	7553.5	36.7	8.5	45.2	74.0	-28.8	Peak	Horizontal
	8463.0	35.5	9.3	44.8	74.0	-29.2	Peak	Horizontal
	11106.5	35.7	13.7	49.4	74.0	-24.6	Peak	Horizontal
	7451.5	36.8	8.6	45.4	74.0	-28.6	Peak	Vertical
	8463.0	35.9	9.3	45.2	74.0	-28.8	Peak	Vertical
	10979.0	35.5	14.0	49.5	74.0	-24.5	Peak	Vertical
09	7375.0	36.7	8.6	45.3	74.0	-28.7	Peak	Horizontal
	8216.5	35.8	8.8	44.6	74.0	-29.4	Peak	Horizontal
	10996.0	35.6	14.4	50.0	74.0	-24.0	Peak	Horizontal
	7358.0	37.6	8.5	46.1	74.0	-27.9	Peak	Vertical
	8182.5	36.4	8.9	45.3	74.0	-28.7	Peak	Vertical
	11489.0	35.7	13.8	49.5	74.0	-24.5	Peak	Vertical

Note: Measure Level (dBμV/m) = Reading Level (dBμV) + Factor (dB/m)

Factor (dB/m) = Cable Loss (dB) + Antenna Factor (dB/m) - Pre_Amplifier Gain (dB)

Test Site	WZ-AC1	Test Engineer	Charles Zhang
Test Date	2023-12-25	Test Mode	802.11ax-HE20
Remark	1. Average measurement was not performed if peak level lower than average limit. 2. Other frequency was 20dB below limit line within 1-18GHz, there is not show in the report.		

Test Channel	Frequency (MHz)	Reading Level (dBμV)	Factor (dB/m)	Measure Level (dBμV/m)	Limit (dBμV/m)	Margin (dB)	Detector	Polarization
01	7485.5	36.1	8.6	44.7	74.0	-29.3	Peak	Horizontal
	8131.5	35.6	9.1	44.7	74.0	-29.3	Peak	Horizontal
	11013.0	36.3	14.3	50.6	74.0	-23.4	Peak	Horizontal
	7485.5	36.3	8.6	44.9	74.0	-29.1	Peak	Vertical
	8420.5	36.5	9.0	45.5	74.0	-28.5	Peak	Vertical
	11106.5	35.5	13.7	49.2	74.0	-24.8	Peak	Vertical
06	7443.0	37.0	8.6	45.6	74.0	-28.4	Peak	Horizontal
	8182.5	36.0	8.9	44.9	74.0	-29.1	Peak	Horizontal
	11030.0	35.7	14.0	49.7	74.0	-24.3	Peak	Horizontal
	7502.5	36.3	8.5	44.8	74.0	-29.2	Peak	Vertical
	8199.5	34.5	8.9	43.4	74.0	-30.6	Peak	Vertical
	11004.5	34.9	14.3	49.2	74.0	-24.8	Peak	Vertical
11	7494.0	37.2	8.6	45.8	74.0	-28.2	Peak	Horizontal
	8174.0	33.7	9.0	42.7	74.0	-31.3	Peak	Horizontal
	10758.0	36.2	13.9	50.1	74.0	-23.9	Peak	Horizontal
	7443.0	36.8	8.6	45.4	74.0	-28.6	Peak	Vertical
	8148.5	36.2	9.3	45.5	74.0	-28.5	Peak	Vertical
	11106.5	35.3	13.7	49.0	74.0	-25.0	Peak	Vertical

Note: Measure Level (dBμV/m) = Reading Level (dBμV) + Factor (dB/m)

Factor (dB/m) = Cable Loss (dB) + Antenna Factor (dB/m) - Pre_Amplifier Gain (dB)

Test Site	WZ-AC1	Test Engineer	Charles Zhang
Test Date	2023-12-25	Test Mode	802.11ax-HE40
Remark	1. Average measurement was not performed if peak level lower than average limit. 2. Other frequency was 20dB below limit line within 1-18GHz, there is not show in the report.		

Test Channel	Frequency (MHz)	Reading Level (dBμV)	Factor (dB/m)	Measure Level (dBμV/m)	Limit (dBμV/m)	Margin (dB)	Detector	Polarization
03	7451.5	36.5	8.6	45.1	74.0	-28.9	Peak	Horizontal
	8369.5	36.3	8.9	45.2	74.0	-28.8	Peak	Horizontal
	10860.0	35.5	14.0	49.5	74.0	-24.5	Peak	Horizontal
	7443.0	36.6	8.6	45.2	74.0	-28.8	Peak	Vertical
	8250.5	35.4	8.7	44.1	74.0	-29.9	Peak	Vertical
	11489.0	35.7	13.8	49.5	74.0	-24.5	Peak	Vertical
06	7358.0	37.1	8.5	45.6	74.0	-28.4	Peak	Horizontal
	8182.5	35.8	8.9	44.7	74.0	-29.3	Peak	Horizontal
	10894.0	35.8	14.0	49.8	74.0	-24.2	Peak	Horizontal
	7383.5	36.4	8.6	45.0	74.0	-29.0	Peak	Vertical
	8165.5	36.2	9.2	45.4	74.0	-28.6	Peak	Vertical
	10953.5	35.2	14.1	49.3	74.0	-24.7	Peak	Vertical
09	7400.5	36.0	8.5	44.5	74.0	-29.5	Peak	Horizontal
	8208.0	34.5	8.9	43.4	74.0	-30.6	Peak	Horizontal
	10902.5	35.4	14.0	49.4	74.0	-24.6	Peak	Horizontal
	7349.5	37.7	8.4	46.1	74.0	-27.9	Peak	Vertical
	8352.5	36.1	8.7	44.8	74.0	-29.2	Peak	Vertical
	10902.5	35.9	14.0	49.9	74.0	-24.1	Peak	Vertical

Note: Measure Level (dBμV/m) = Reading Level (dBμV) + Factor (dB/m)

Factor (dB/m) = Cable Loss (dB) + Antenna Factor (dB/m) - Pre_Amplifier Gain (dB)

Filter 2#

Antenna Model: ANT-2x2-2560-6

Test Site	WZ-AC1	Test Engineer	Charles Zhang
Test Date	2023-12-26	Test Mode	802.11b
Remark	1. Average measurement was not performed if peak level lower than average limit. 2. Other frequency was 20dB below limit line within 1-18GHz, there is not show in the report.		

Test Channel	Frequency (MHz)	Reading Level (dBμV)	Factor (dB/m)	Measure Level (dBμV/m)	Limit (dBμV/m)	Margin (dB)	Detector	Polarization
01	7400.5	36.7	8.5	45.3	74.0	-28.7	Peak	Horizontal
	8361.0	36.4	8.8	45.2	74.0	-28.8	Peak	Horizontal
	10936.5	35.6	14.2	49.8	74.0	-24.2	Peak	Horizontal
	7460.0	35.7	8.6	44.4	74.0	-29.6	Peak	Vertical
	8301.5	36.7	8.7	45.5	74.0	-28.5	Peak	Vertical
	11489.0	36.4	13.8	50.2	74.0	-23.8	Peak	Vertical
06	7502.5	37.0	8.5	45.5	74.0	-28.5	Peak	Horizontal
	8242.0	35.7	8.8	44.5	74.0	-29.5	Peak	Horizontal
	11021.5	36.4	14.1	50.5	74.0	-23.5	Peak	Horizontal
	7519.5	36.8	8.4	45.1	74.0	-28.9	Peak	Vertical
	8352.5	36.6	8.7	45.3	74.0	-28.7	Peak	Vertical
	11514.5	35.9	13.6	49.5	74.0	-24.5	Peak	Vertical

Note: Measure Level (dBμV/m) = Reading Level (dBμV) + Factor (dB/m)

Factor (dB/m) = Cable Loss (dB) + Antenna Factor (dB/m) - Pre_Amplifier Gain (dB)

Test Site	WZ-AC1	Test Engineer	Charles Zhang
Test Date	2023-12-26	Test Mode	802.11g
Remark	1. Average measurement was not performed if peak level lower than average limit. 2. Other frequency was 20dB below limit line within 1-18GHz, there is not show in the report.		

Test Channel	Frequency (MHz)	Reading Level (dBμV)	Factor (dB/m)	Measure Level (dBμV/m)	Limit (dBμV/m)	Margin (dB)	Detector	Polarization
01	7511.0	37.4	8.4	45.7	74.0	-28.3	Peak	Horizontal
	8293.0	36.9	8.8	45.6	74.0	-28.4	Peak	Horizontal
	10792.0	35.4	14.3	49.7	74.0	-24.3	Peak	Horizontal
	7315.5	36.7	8.3	45.0	74.0	-29.0	Peak	Vertical
	8165.5	35.7	9.2	44.8	74.0	-29.2	Peak	Vertical
	12050.0	37.1	12.5	49.6	74.0	-24.4	Peak	Vertical
06	7392.0	36.3	8.5	44.9	74.0	-29.1	Peak	Horizontal
	8165.5	35.6	9.2	44.8	74.0	-29.2	Peak	Horizontal
	10877.0	35.3	13.9	49.2	74.0	-24.8	Peak	Horizontal
	7358.0	36.0	8.5	44.5	74.0	-29.5	Peak	Vertical
	8318.5	35.8	8.7	44.6	74.0	-29.4	Peak	Vertical
	11616.5	36.9	13.1	49.9	74.0	-24.1	Peak	Vertical

Note: Measure Level (dBμV/m) = Reading Level (dBμV) + Factor (dB/m)

Factor (dB/m) = Cable Loss (dB) + Antenna Factor (dB/m) - Pre_Amplifier Gain (dB)

Test Site	WZ-AC1	Test Engineer	Charles Zhang
Test Date	2023-12-26	Test Mode	802.11n-HT20
Remark	1. Average measurement was not performed if peak level lower than average limit. 2. Other frequency was 20dB below limit line within 1-18GHz, there is not show in the report.		

Test Channel	Frequency (MHz)	Reading Level (dBμV)	Factor (dB/m)	Measure Level (dBμV/m)	Limit (dBμV/m)	Margin (dB)	Detector	Polarization
01	7375.0	36.4	8.6	45.0	74.0	-29.0	Peak	Horizontal
	8310.0	35.5	8.7	44.2	74.0	-29.8	Peak	Horizontal
	11234.0	36.5	13.2	49.7	74.0	-24.3	Peak	Horizontal
	7502.5	36.4	8.5	44.9	74.0	-29.1	Peak	Vertical
	8293.0	36.4	8.8	45.1	74.0	-28.9	Peak	Vertical
	11565.5	36.6	13.3	49.8	74.0	-24.2	Peak	Vertical
06	7451.5	37.1	8.6	45.8	74.0	-28.2	Peak	Horizontal
	8148.5	37.0	9.3	46.3	74.0	-27.7	Peak	Horizontal
	10826.0	36.2	14.0	50.2	74.0	-23.8	Peak	Horizontal
	7485.5	35.3	8.6	43.9	74.0	-30.1	Peak	Vertical
	8216.5	35.7	8.8	44.5	74.0	-29.5	Peak	Vertical
	11565.5	36.1	13.3	49.4	74.0	-24.6	Peak	Vertical

Note: Measure Level (dBμV/m) = Reading Level (dBμV) + Factor (dB/m)

Factor (dB/m) = Cable Loss (dB) + Antenna Factor (dB/m) - Pre_Amplifier Gain (dB)

Test Site	WZ-AC1	Test Engineer	Charles Zhang
Test Date	2023-12-26	Test Mode	802.11n-HT40
Remark	1. Average measurement was not performed if peak level lower than average limit. 2. Other frequency was 20dB below limit line within 1-18GHz, there is not show in the report.		

Test Channel	Frequency (MHz)	Reading Level (dBμV)	Factor (dB/m)	Measure Level (dBμV/m)	Limit (dBμV/m)	Margin (dB)	Detector	Polarization
03	7485.5	36.3	8.6	44.9	74.0	-29.1	Peak	Horizontal
	8480.0	36.1	9.2	45.3	74.0	-28.7	Peak	Horizontal
	11489.0	35.6	13.8	49.3	74.0	-24.7	Peak	Horizontal
	7434.5	36.4	8.5	44.9	74.0	-29.1	Peak	Vertical
	8140.0	35.6	9.2	44.8	74.0	-29.2	Peak	Vertical
	11599.5	36.3	13.2	49.5	74.0	-24.5	Peak	Vertical

Note: Measure Level (dBμV/m) = Reading Level (dBμV) + Factor (dB/m)

Factor (dB/m) = Cable Loss (dB) + Antenna Factor (dB/m) - Pre_Amplifier Gain (dB)

Test Site	WZ-AC1	Test Engineer	Charles Zhang
Test Date	2023-12-26	Test Mode	802.11ax-HE20
Remark	1. Average measurement was not performed if peak level lower than average limit. 2. Other frequency was 20dB below limit line within 1-18GHz, there is not show in the report.		

Test Channel	Frequency (MHz)	Reading Level (dBμV)	Factor (dB/m)	Measure Level (dBμV/m)	Limit (dBμV/m)	Margin (dB)	Detector	Polarization
01	7366.5	36.0	8.6	44.6	74.0	-29.4	Peak	Horizontal
	8369.5	35.0	8.9	43.9	74.0	-30.1	Peak	Horizontal
	11132.0	36.1	13.5	49.6	74.0	-24.4	Peak	Horizontal
	7485.5	36.4	8.6	45.0	74.0	-29.0	Peak	Vertical
	8395.0	36.1	8.9	45.0	74.0	-29.0	Peak	Vertical
	11421.0	36.3	13.5	49.8	74.0	-24.2	Peak	Vertical
06	7434.5	36.5	8.5	45.0	74.0	-29.0	Peak	Horizontal
	8378.0	35.5	8.9	44.4	74.0	-29.6	Peak	Horizontal
	11030.0	35.7	14.0	49.7	74.0	-24.3	Peak	Horizontal
	7570.5	36.5	8.3	44.9	74.0	-29.1	Peak	Vertical
	8369.5	35.8	8.9	44.6	74.0	-29.4	Peak	Vertical
	11540.0	35.7	13.5	49.2	74.0	-24.8	Peak	Vertical

Note: Measure Level (dBμV/m) = Reading Level (dBμV) + Factor (dB/m)

Factor (dB/m) = Cable Loss (dB) + Antenna Factor (dB/m) - Pre_Amplifier Gain (dB)

Test Site	WZ-AC1	Test Engineer	Charles Zhang
Test Date	2023-12-26	Test Mode	802.11ax-HE40
Remark	1. Average measurement was not performed if peak level lower than average limit. 2. Other frequency was 20dB below limit line within 1-18GHz, there is not show in the report.		

Test Channel	Frequency (MHz)	Reading Level (dBμV)	Factor (dB/m)	Measure Level (dBμV/m)	Limit (dBμV/m)	Margin (dB)	Detector	Polarization
03	7545.0	36.5	8.6	45.2	74.0	-28.8	Peak	Horizontal
	8361.0	36.2	8.8	45.0	74.0	-29.0	Peak	Horizontal
	11132.0	36.2	13.5	49.6	74.0	-24.4	Peak	Horizontal
	7519.5	36.5	8.4	44.9	74.0	-29.1	Peak	Vertical
	8378.0	35.7	8.9	44.5	74.0	-29.5	Peak	Vertical
	10843.0	36.3	14.1	50.3	74.0	-23.7	Peak	Vertical

Note: Measure Level (dBμV/m) = Reading Level (dBμV) + Factor (dB/m)

Factor (dB/m) = Cable Loss (dB) + Antenna Factor (dB/m) - Pre_Amplifier Gain (dB)

Antenna Model: ANT-2x2-2005

Test Site	WZ-AC1	Test Engineer	Charles Zhang
Test Date	2023-12-26	Test Mode	802.11b
Remark	1. Average measurement was not performed if peak level lower than average limit. 2. Other frequency was 20dB below limit line within 1-18GHz, there is not show in the report.		

Test Channel	Frequency (MHz)	Reading Level (dBμV)	Factor (dB/m)	Measure Level (dBμV/m)	Limit (dBμV/m)	Margin (dB)	Detector	Polarization
01	7536.5	35.2	8.5	43.7	74.0	-30.3	Peak	Horizontal
	8395.0	34.9	8.9	43.8	74.0	-30.2	Peak	Horizontal
	11072.5	34.4	14.0	48.4	74.0	-25.6	Peak	Horizontal
	7426.0	36.1	8.5	44.6	74.0	-29.4	Peak	Vertical
	8301.5	35.2	8.7	44.0	74.0	-30.0	Peak	Vertical
	10996.0	34.8	14.4	49.1	74.0	-24.9	Peak	Vertical
06	7477.0	35.8	8.6	44.4	74.0	-29.6	Peak	Horizontal
	8148.5	35.2	9.3	44.5	74.0	-29.5	Peak	Horizontal
	11064.0	35.2	13.9	49.1	74.0	-24.9	Peak	Horizontal
	7494.0	36.1	8.6	44.8	74.0	-29.2	Peak	Vertical
	8165.5	35.1	9.2	44.2	74.0	-29.8	Peak	Vertical
	10962.0	36.1	14.1	50.2	74.0	-23.8	Peak	Vertical

Note: Measure Level (dBμV/m) = Reading Level (dBμV) + Factor (dB/m)

Factor (dB/m) = Cable Loss (dB) + Antenna Factor (dB/m) - Pre_Amplifier Gain (dB)

Test Site	WZ-AC1	Test Engineer	Charles Zhang
Test Date	2023-12-26	Test Mode	802.11g
Remark	1. Average measurement was not performed if peak level lower than average limit. 2. Other frequency was 20dB below limit line within 1-18GHz, there is not show in the report.		

Test Channel	Frequency (MHz)	Reading Level (dBμV)	Factor (dB/m)	Measure Level (dBμV/m)	Limit (dBμV/m)	Margin (dB)	Detector	Polarization
01	7553.5	35.8	8.5	44.3	74.0	-29.7	Peak	Horizontal
	8335.5	35.6	8.6	44.2	74.0	-29.8	Peak	Horizontal
	11489.0	35.5	13.8	49.3	74.0	-24.7	Peak	Horizontal
	7349.5	35.8	8.4	44.2	74.0	-29.8	Peak	Vertical
	8310.0	36.0	8.7	44.7	74.0	-29.3	Peak	Vertical
	11021.5	34.8	14.1	48.9	74.0	-25.1	Peak	Vertical
06	7596.0	35.7	8.3	44.0	74.0	-30.0	Peak	Horizontal
	8412.0	35.7	8.9	44.7	74.0	-29.3	Peak	Horizontal
	11455.0	35.8	13.5	49.3	74.0	-24.7	Peak	Horizontal
	7647.0	36.5	8.2	44.7	74.0	-29.3	Peak	Vertical
	8403.5	35.6	8.9	44.5	74.0	-29.5	Peak	Vertical
	11115.0	35.1	13.5	48.6	74.0	-25.4	Peak	Vertical

Note: Measure Level (dBμV/m) = Reading Level (dBμV) + Factor (dB/m)

Factor (dB/m) = Cable Loss (dB) + Antenna Factor (dB/m) - Pre_Amplifier Gain (dB)

Test Site	WZ-AC1	Test Engineer	Charles Zhang
Test Date	2023-12-26	Test Mode	802.11n-HT20
Remark	1. Average measurement was not performed if peak level lower than average limit. 2. Other frequency was 20dB below limit line within 1-18GHz, there is not show in the report.		

Test Channel	Frequency (MHz)	Reading Level (dBμV)	Factor (dB/m)	Measure Level (dBμV/m)	Limit (dBμV/m)	Margin (dB)	Detector	Polarization
01	7358.0	35.8	8.5	44.3	74.0	-29.7	Peak	Horizontal
	8182.5	36.0	8.9	44.9	74.0	-29.1	Peak	Horizontal
	11497.5	34.9	13.7	48.6	74.0	-25.4	Peak	Horizontal
	7307.0	36.6	8.3	44.9	74.0	-29.1	Peak	Vertical
	8089.0	34.7	9.2	44.0	74.0	-30.0	Peak	Vertical
	11591.0	36.4	13.2	49.6	74.0	-24.4	Peak	Vertical
06	7434.5	35.4	8.5	43.9	74.0	-30.1	Peak	Horizontal
	8267.5	35.5	8.6	44.1	74.0	-29.9	Peak	Horizontal
	11395.5	35.6	13.5	49.1	74.0	-24.9	Peak	Horizontal
	7502.5	35.4	8.5	43.9	74.0	-30.1	Peak	Vertical
	8318.5	34.3	8.7	43.0	74.0	-31.0	Peak	Vertical
	11506.0	35.0	13.6	48.6	74.0	-25.4	Peak	Vertical

Note: Measure Level (dBμV/m) = Reading Level (dBμV) + Factor (dB/m)

Factor (dB/m) = Cable Loss (dB) + Antenna Factor (dB/m) - Pre_Amplifier Gain (dB)

Test Site	WZ-AC1	Test Engineer	Charles Zhang
Test Date	2023-12-26	Test Mode	802.11n-HT40
Remark	1. Average measurement was not performed if peak level lower than average limit. 2. Other frequency was 20dB below limit line within 1-18GHz, there is not show in the report.		

Test Channel	Frequency (MHz)	Reading Level (dBμV)	Factor (dB/m)	Measure Level (dBμV/m)	Limit (dBμV/m)	Margin (dB)	Detector	Polarization
03	7443.0	35.7	8.6	44.2	74.0	-29.8	Peak	Horizontal
	8191.0	36.0	8.8	44.9	74.0	-29.1	Peak	Horizontal
	11123.5	35.2	13.5	48.6	74.0	-25.4	Peak	Horizontal
	7502.5	35.6	8.5	44.1	74.0	-29.9	Peak	Vertical
	8310.0	34.7	8.7	43.4	74.0	-30.6	Peak	Vertical
	11523.0	35.4	13.6	49.1	74.0	-24.9	Peak	Vertical

Note: Measure Level (dBμV/m) = Reading Level (dBμV) + Factor (dB/m)

Factor (dB/m) = Cable Loss (dB) + Antenna Factor (dB/m) - Pre_Amplifier Gain (dB)

Test Site	WZ-AC1	Test Engineer	Charles Zhang
Test Date	2023-12-26	Test Mode	802.11ax-HE20
Remark	1. Average measurement was not performed if peak level lower than average limit. 2. Other frequency was 20dB below limit line within 1-18GHz, there is not show in the report.		

Test Channel	Frequency (MHz)	Reading Level (dBμV)	Factor (dB/m)	Measure Level (dBμV/m)	Limit (dBμV/m)	Margin (dB)	Detector	Polarization
01	7417.5	36.2	8.4	44.7	74.0	-29.3	Peak	Horizontal
	8276.0	34.7	8.5	43.2	74.0	-30.8	Peak	Horizontal
	11140.5	35.8	13.7	49.5	74.0	-24.5	Peak	Horizontal
	7698.0	36.2	8.2	44.4	74.0	-29.6	Peak	Vertical
	8174.0	37.5	9.0	46.5	74.0	-27.5	Peak	Vertical
	10996.0	34.9	14.4	49.2	74.0	-24.8	Peak	Vertical
06	7485.5	35.9	8.6	44.5	74.0	-29.5	Peak	Horizontal
	8259.0	35.4	8.7	44.1	74.0	-29.9	Peak	Horizontal
	11591.0	36.5	13.2	49.7	74.0	-24.3	Peak	Horizontal
	7451.5	35.7	8.6	44.3	74.0	-29.7	Peak	Vertical
	8250.5	36.8	8.7	45.5	74.0	-28.5	Peak	Vertical
	10843.0	35.3	14.1	49.3	74.0	-24.7	Peak	Vertical

Note: Measure Level (dBμV/m) = Reading Level (dBμV) + Factor (dB/m)

Factor (dB/m) = Cable Loss (dB) + Antenna Factor (dB/m) - Pre_Amplifier Gain (dB)

Test Site	WZ-AC1	Test Engineer	Charles Zhang
Test Date	2023-12-26	Test Mode	802.11ax-HE40
Remark	1. Average measurement was not performed if peak level lower than average limit. 2. Other frequency was 20dB below limit line within 1-18GHz, there is not show in the report.		

Test Channel	Frequency (MHz)	Reading Level (dBμV)	Factor (dB/m)	Measure Level (dBμV/m)	Limit (dBμV/m)	Margin (dB)	Detector	Polarization
03	7485.5	35.4	8.6	44.0	74.0	-30.0	Peak	Horizontal
	8148.5	35.3	9.3	44.6	74.0	-29.4	Peak	Horizontal
	11497.5	35.0	13.7	48.7	74.0	-25.3	Peak	Horizontal
	7341.0	36.8	8.2	45.1	74.0	-28.9	Peak	Vertical
	8140.0	36.4	9.2	45.6	74.0	-28.4	Peak	Vertical
	11472.0	35.3	13.4	48.7	74.0	-25.3	Peak	Vertical

Note: Measure Level (dBμV/m) = Reading Level (dBμV) + Factor (dB/m)

Factor (dB/m) = Cable Loss (dB) + Antenna Factor (dB/m) - Pre_Amplifier Gain (dB)

Antenna Model: ANT-2x2-2314

Test Site	WZ-AC1	Test Engineer	Charles Zhang
Test Date	2023-12-27	Test Mode	802.11b
Remark	1. Average measurement was not performed if peak level lower than average limit. 2. Other frequency was 20dB below limit line within 1-18GHz, there is not show in the report.		

Test Channel	Frequency (MHz)	Reading Level (dBμV)	Factor (dB/m)	Measure Level (dBμV/m)	Limit (dBμV/m)	Margin (dB)	Detector	Polarization
01	7638.5	36.2	8.3	44.5	74.0	-29.5	Peak	Horizontal
	8259.0	36.1	8.7	44.8	74.0	-29.2	Peak	Horizontal
	10843.0	36.5	14.1	50.5	74.0	-23.5	Peak	Horizontal
	7485.5	37.2	8.6	45.8	74.0	-28.2	Peak	Vertical
	8174.0	36.8	9.0	45.8	74.0	-28.2	Peak	Vertical
	11081.0	35.5	14.0	49.5	74.0	-24.5	Peak	Vertical
06	7426.0	36.7	8.5	45.1	74.0	-28.9	Peak	Horizontal
	8165.5	37.7	9.2	46.8	74.0	-27.2	Peak	Horizontal
	10792.0	35.3	14.3	49.7	74.0	-24.3	Peak	Horizontal
	7468.5	36.6	8.6	45.2	74.0	-28.8	Peak	Vertical
	8352.5	34.7	8.7	43.4	74.0	-30.6	Peak	Vertical
	10834.5	35.7	14.0	49.7	74.0	-24.3	Peak	Vertical

Note: Measure Level (dBμV/m) = Reading Level (dBμV) + Factor (dB/m)

Factor (dB/m) = Cable Loss (dB) + Antenna Factor (dB/m) - Pre_Amplifier Gain (dB)

Test Site	WZ-AC1	Test Engineer	Charles Zhang
Test Date	2023-12-27	Test Mode	802.11g
Remark	1. Average measurement was not performed if peak level lower than average limit. 2. Other frequency was 20dB below limit line within 1-18GHz, there is not show in the report.		

Test Channel	Frequency (MHz)	Reading Level (dBμV)	Factor (dB/m)	Measure Level (dBμV/m)	Limit (dBμV/m)	Margin (dB)	Detector	Polarization
01	7358.0	37.0	8.5	45.5	74.0	-28.5	Peak	Horizontal
	8165.5	36.5	9.2	45.7	74.0	-28.3	Peak	Horizontal
	11497.5	36.2	13.7	49.9	74.0	-24.1	Peak	Horizontal
	7485.5	36.7	8.6	45.3	74.0	-28.7	Peak	Vertical
	8182.5	36.6	8.9	45.5	74.0	-28.5	Peak	Vertical
	11489.0	35.5	13.8	49.3	74.0	-24.7	Peak	Vertical
06	7273.0	37.1	8.4	45.4	74.0	-28.6	Peak	Horizontal
	8471.5	36.3	9.2	45.6	74.0	-28.4	Peak	Horizontal
	10860.0	36.2	14.0	50.2	74.0	-23.8	Peak	Horizontal
	7536.5	36.5	8.5	45.1	74.0	-28.9	Peak	Vertical
	8403.5	36.3	8.9	45.3	74.0	-28.7	Peak	Vertical
	11115.0	35.7	13.5	49.2	74.0	-24.8	Peak	Vertical

Note: Measure Level (dBμV/m) = Reading Level (dBμV) + Factor (dB/m)

Factor (dB/m) = Cable Loss (dB) + Antenna Factor (dB/m) - Pre_Amplifier Gain (dB)

Test Site	WZ-AC1	Test Engineer	Charles Zhang
Test Date	2023-12-27	Test Mode	802.11n-HT20
Remark	1. Average measurement was not performed if peak level lower than average limit. 2. Other frequency was 20dB below limit line within 1-18GHz, there is not show in the report.		

Test Channel	Frequency (MHz)	Reading Level (dBμV)	Factor (dB/m)	Measure Level (dBμV/m)	Limit (dBμV/m)	Margin (dB)	Detector	Polarization
01	7485.5	36.7	8.6	45.3	74.0	-28.7	Peak	Horizontal
	8420.5	36.2	9.0	45.2	74.0	-28.8	Peak	Horizontal
	10979.0	35.6	14.0	49.6	74.0	-24.4	Peak	Horizontal
	7536.5	36.1	8.5	44.6	74.0	-29.4	Peak	Vertical
	8208.0	36.7	8.9	45.6	74.0	-28.4	Peak	Vertical
	11480.5	35.4	13.6	48.9	74.0	-25.1	Peak	Vertical
06	7366.5	36.9	8.6	45.4	74.0	-28.6	Peak	Horizontal
	8403.5	36.9	8.9	45.8	74.0	-28.2	Peak	Horizontal
	10826.0	35.6	14.0	49.6	74.0	-24.4	Peak	Horizontal
	7460.0	37.1	8.6	45.8	74.0	-28.2	Peak	Vertical
	8114.5	37.7	9.1	46.8	74.0	-27.2	Peak	Vertical
	11489.0	35.2	13.8	49.0	74.0	-25.0	Peak	Vertical

Note: Measure Level (dBμV/m) = Reading Level (dBμV) + Factor (dB/m)

Factor (dB/m) = Cable Loss (dB) + Antenna Factor (dB/m) - Pre_Amplifier Gain (dB)

Test Site	WZ-AC1	Test Engineer	Charles Zhang
Test Date	2023-12-27	Test Mode	802.11n-HT40
Remark	1. Average measurement was not performed if peak level lower than average limit. 2. Other frequency was 20dB below limit line within 1-18GHz, there is not show in the report.		

Test Channel	Frequency (MHz)	Reading Level (dBμV)	Factor (dB/m)	Measure Level (dBμV/m)	Limit (dBμV/m)	Margin (dB)	Detector	Polarization
03	7485.5	36.2	8.6	44.8	74.0	-29.2	Peak	Horizontal
	8165.5	36.5	9.2	45.7	74.0	-28.3	Peak	Horizontal
	11038.5	35.4	14.1	49.5	74.0	-24.5	Peak	Horizontal
	7477.0	36.5	8.6	45.1	74.0	-28.9	Peak	Vertical
	8454.5	36.1	9.2	45.3	74.0	-28.7	Peak	Vertical
	11106.5	36.0	13.7	49.8	74.0	-24.2	Peak	Vertical

Note: Measure Level (dBμV/m) = Reading Level (dBμV) + Factor (dB/m)

Factor (dB/m) = Cable Loss (dB) + Antenna Factor (dB/m) - Pre_Amplifier Gain (dB)

Test Site	WZ-AC1	Test Engineer	Charles Zhang
Test Date	2023-12-27	Test Mode	802.11ax-HE20
Remark	1. Average measurement was not performed if peak level lower than average limit. 2. Other frequency was 20dB below limit line within 1-18GHz, there is not show in the report.		

Test Channel	Frequency (MHz)	Reading Level (dBμV)	Factor (dB/m)	Measure Level (dBμV/m)	Limit (dBμV/m)	Margin (dB)	Detector	Polarization
01	7519.5	36.3	8.4	44.7	74.0	-29.3	Peak	Horizontal
	8310.0	36.9	8.7	45.6	74.0	-28.4	Peak	Horizontal
	11472.0	35.6	13.4	49.1	74.0	-24.9	Peak	Horizontal
	7562.0	36.3	8.4	44.8	74.0	-29.2	Peak	Vertical
	8157.0	37.1	9.3	46.4	74.0	-27.6	Peak	Vertical
	11106.5	36.6	13.7	50.3	74.0	-23.7	Peak	Vertical
06	7545.0	35.7	8.6	44.4	74.0	-29.6	Peak	Horizontal
	8386.5	36.7	8.8	45.5	74.0	-28.5	Peak	Horizontal
	10945.0	35.1	14.1	49.2	74.0	-24.8	Peak	Horizontal
	7536.5	36.1	8.5	44.7	74.0	-29.3	Peak	Vertical
	8361.0	36.1	8.8	44.9	74.0	-29.1	Peak	Vertical
	11480.5	35.8	13.6	49.3	74.0	-24.7	Peak	Vertical

Note: Measure Level (dBμV/m) = Reading Level (dBμV) + Factor (dB/m)

Factor (dB/m) = Cable Loss (dB) + Antenna Factor (dB/m) - Pre_Amplifier Gain (dB)

Test Site	WZ-AC1	Test Engineer	Charles Zhang
Test Date	2023-12-27	Test Mode	802.11ax-HE40
Remark	1. Average measurement was not performed if peak level lower than average limit. 2. Other frequency was 20dB below limit line within 1-18GHz, there is not show in the report.		

Test Channel	Frequency (MHz)	Reading Level (dBμV)	Factor (dB/m)	Measure Level (dBμV/m)	Limit (dBμV/m)	Margin (dB)	Detector	Polarization
03	7434.5	36.1	8.5	44.7	74.0	-29.3	Peak	Horizontal
	8327.0	36.0	8.7	44.7	74.0	-29.3	Peak	Horizontal
	10800.5	34.9	14.1	49.0	74.0	-25.0	Peak	Horizontal
	7332.5	36.7	8.2	45.0	74.0	-29.1	Peak	Vertical
	8165.5	36.0	9.2	45.2	74.0	-28.8	Peak	Vertical
	11540.0	35.2	13.5	48.7	74.0	-25.3	Peak	Vertical

Note: Measure Level (dBμV/m) = Reading Level (dBμV) + Factor (dB/m)

Factor (dB/m) = Cable Loss (dB) + Antenna Factor (dB/m) - Pre_Amplifier Gain (dB)

Filter 3#

Antenna Model: ANT-2x2-2560-6

Test Site	WZ-AC1	Test Engineer	Charles Zhang
Test Date	2023-12-26	Test Mode	802.11b
Remark	1. Average measurement was not performed if peak level lower than average limit. 2. Other frequency was 20dB below limit line within 1-18GHz, there is not show in the report.		

Test Channel	Frequency (MHz)	Reading Level (dBμV)	Factor (dB/m)	Measure Level (dBμV/m)	Limit (dBμV/m)	Margin (dB)	Detector	Polarization
11	7417.5	36.4	8.4	44.8	74.0	-29.2	Peak	Horizontal
	8310.0	35.1	8.7	43.8	74.0	-30.2	Peak	Horizontal
	11506.0	36.0	13.6	49.6	74.0	-24.4	Peak	Horizontal
	7383.5	36.4	8.6	44.9	74.0	-29.1	Peak	Vertical
	8403.5	35.0	8.9	44.0	74.0	-30.0	Peak	Vertical
	10996.0	34.9	14.4	49.3	74.0	-24.7	Peak	Vertical

Note: Measure Level (dBμV/m) = Reading Level (dBμV) + Factor (dB/m)

Factor (dB/m) = Cable Loss (dB) + Antenna Factor (dB/m) - Pre_Amplifier Gain (dB)

Test Site	WZ-AC1	Test Engineer	Charles Zhang
Test Date	2023-12-26	Test Mode	802.11g
Remark	1. Average measurement was not performed if peak level lower than average limit. 2. Other frequency was 20dB below limit line within 1-18GHz, there is not show in the report.		

Test Channel	Frequency (MHz)	Reading Level (dBμV)	Factor (dB/m)	Measure Level (dBμV/m)	Limit (dBμV/m)	Margin (dB)	Detector	Polarization
11	7426.0	36.2	8.5	44.7	74.0	-29.3	Peak	Horizontal
	8106.0	35.8	9.3	45.1	74.0	-28.9	Peak	Horizontal
	11514.5	35.7	13.6	49.3	74.0	-24.7	Peak	Horizontal
	7349.5	35.6	8.4	44.0	74.0	-30.0	Peak	Vertical
	8361.0	36.1	8.8	44.9	74.0	-29.1	Peak	Vertical
	11531.5	36.2	13.5	49.7	74.0	-24.3	Peak	Vertical
Note: Measure Level (dBμV/m) = Reading Level (dBμV) + Factor (dB/m) Factor (dB/m) = Cable Loss (dB) + Antenna Factor (dB/m) - Pre_Amplifier Gain (dB)								

Test Site	WZ-AC1	Test Engineer	Charles Zhang
Test Date	2023-12-26	Test Mode	802.11n-HT20
Remark	1. Average measurement was not performed if peak level lower than average limit. 2. Other frequency was 20dB below limit line within 1-18GHz, there is not show in the report.		

Test Channel	Frequency (MHz)	Reading Level (dBμV)	Factor (dB/m)	Measure Level (dBμV/m)	Limit (dBμV/m)	Margin (dB)	Detector	Polarization
11	7562.0	36.3	8.4	44.7	74.0	-29.3	Peak	Horizontal
	8471.5	36.8	9.2	46.0	74.0	-28.0	Peak	Horizontal
	11506.0	35.3	13.6	48.9	74.0	-25.1	Peak	Horizontal
	7519.5	36.2	8.4	44.6	74.0	-29.4	Peak	Vertical
	8259.0	34.9	8.7	43.7	74.0	-30.3	Peak	Vertical
	10979.0	35.2	14.0	49.3	74.0	-24.7	Peak	Vertical
Note: Measure Level (dBμV/m) = Reading Level (dBμV) + Factor (dB/m) Factor (dB/m) = Cable Loss (dB) + Antenna Factor (dB/m) - Pre_Amplifier Gain (dB)								

Test Site	WZ-AC1	Test Engineer	Charles Zhang
Test Date	2023-12-26	Test Mode	802.11ax-HE20
Remark	1. Average measurement was not performed if peak level lower than average limit. 2. Other frequency was 20dB below limit line within 1-18GHz, there is not show in the report.		

Test Channel	Frequency (MHz)	Reading Level (dBμV)	Factor (dB/m)	Measure Level (dBμV/m)	Limit (dBμV/m)	Margin (dB)	Detector	Polarization
11	7494.0	36.1	8.6	44.7	74.0	-29.3	Peak	Horizontal
	8301.5	35.2	8.7	44.0	74.0	-30.0	Peak	Horizontal
	11540.0	35.7	13.5	49.2	74.0	-24.8	Peak	Horizontal
	7528.0	36.5	8.4	44.9	74.0	-29.1	Peak	Vertical
	8233.5	35.9	8.8	44.6	74.0	-29.4	Peak	Vertical
	10945.0	35.0	14.1	49.1	74.0	-24.9	Peak	Vertical

Note: Measure Level (dBμV/m) = Reading Level (dBμV) + Factor (dB/m)

Factor (dB/m) = Cable Loss (dB) + Antenna Factor (dB/m) - Pre_Amplifier Gain (dB)

Antenna Model: ANT-2x2-2005

Test Site	WZ-AC1	Test Engineer	Charles Zhang
Test Date	2023-12-26~2023-12-27	Test Mode	802.11b
Remark	1. Average measurement was not performed if peak level lower than average limit. 2. Other frequency was 20dB below limit line within 1-18GHz, there is not show in the report.		

Test Channel	Frequency (MHz)	Reading Level (dBμV)	Factor (dB/m)	Measure Level (dBμV/m)	Limit (dBμV/m)	Margin (dB)	Detector	Polarization
11	7375.0	35.9	8.6	44.6	74.0	-29.4	Peak	Horizontal
	8293.0	35.5	8.8	44.2	74.0	-29.8	Peak	Horizontal
	11004.5	35.2	14.3	49.5	74.0	-24.5	Peak	Horizontal
	7460.0	35.5	8.6	44.1	74.0	-29.9	Peak	Vertical
	8437.5	35.6	8.9	44.5	74.0	-29.5	Peak	Vertical
	11030.0	35.4	14.0	49.4	74.0	-24.6	Peak	Vertical

Note: Measure Level (dBμV/m) = Reading Level (dBμV) + Factor (dB/m)

Factor (dB/m) = Cable Loss (dB) + Antenna Factor (dB/m) - Pre_Amplifier Gain (dB)

Test Site	WZ-AC1	Test Engineer	Charles Zhang
Test Date	2023-12-26~2023-12-27	Test Mode	802.11g
Remark	1. Average measurement was not performed if peak level lower than average limit. 2. Other frequency was 20dB below limit line within 1-18GHz, there is not show in the report.		

Test Channel	Frequency (MHz)	Reading Level (dBμV)	Factor (dB/m)	Measure Level (dBμV/m)	Limit (dBμV/m)	Margin (dB)	Detector	Polarization
11	7502.5	36.8	8.5	45.3	74.0	-28.7	Peak	Horizontal
	8403.5	36.2	8.9	45.2	74.0	-28.8	Peak	Horizontal
	11497.5	35.3	13.7	49.1	74.0	-24.9	Peak	Horizontal
	7383.5	35.5	8.6	44.1	74.0	-29.9	Peak	Vertical
	8369.5	36.1	8.9	45.0	74.0	-29.0	Peak	Vertical
	11608.0	35.1	13.2	48.3	74.0	-25.7	Peak	Vertical
Note: Measure Level (dBμV/m) = Reading Level (dBμV) + Factor (dB/m) Factor (dB/m) = Cable Loss (dB) + Antenna Factor (dB/m) - Pre_Amplifier Gain (dB)								

Test Site	WZ-AC1	Test Engineer	Charles Zhang
Test Date	2023-12-26~2023-12-27	Test Mode	802.11n-HT20
Remark	1. Average measurement was not performed if peak level lower than average limit. 2. Other frequency was 20dB below limit line within 1-18GHz, there is not show in the report.		

Test Channel	Frequency (MHz)	Reading Level (dBμV)	Factor (dB/m)	Measure Level (dBμV/m)	Limit (dBμV/m)	Margin (dB)	Detector	Polarization
11	7332.5	36.7	8.2	44.9	74.0	-29.1	Peak	Horizontal
	8463.0	35.3	9.3	44.6	74.0	-29.4	Peak	Horizontal
	10868.5	36.0	13.9	49.9	74.0	-24.1	Peak	Horizontal
	7400.5	34.9	8.5	43.4	74.0	-30.6	Peak	Vertical
	8318.5	34.8	8.7	43.5	74.0	-30.5	Peak	Vertical
	11030.0	35.5	14.0	49.5	74.0	-24.5	Peak	Vertical

Note: Measure Level (dBμV/m) = Reading Level (dBμV) + Factor (dB/m)

Factor (dB/m) = Cable Loss (dB) + Antenna Factor (dB/m) - Pre_Amplifier Gain (dB)

Test Site	WZ-AC1	Test Engineer	Charles Zhang
Test Date	2023-12-26~2023-12-27	Test Mode	802.11ax-HE20
Remark	1. Average measurement was not performed if peak level lower than average limit. 2. Other frequency was 20dB below limit line within 1-18GHz, there is not show in the report.		

Test Channel	Frequency (MHz)	Reading Level (dBμV)	Factor (dB/m)	Measure Level (dBμV/m)	Limit (dBμV/m)	Margin (dB)	Detector	Polarization
11	7332.5	36.7	8.2	44.9	74.0	-29.1	Peak	Horizontal
	8199.5	36.1	8.9	44.9	74.0	-29.1	Peak	Horizontal
	11514.5	34.9	13.6	48.5	74.0	-25.5	Peak	Horizontal
	7545.0	35.4	8.6	44.0	74.0	-30.0	Peak	Vertical
	8403.5	35.2	8.9	44.1	74.0	-29.9	Peak	Vertical
	11030.0	35.5	14.0	49.5	74.0	-24.5	Peak	Vertical

Note: Measure Level (dBμV/m) = Reading Level (dBμV) + Factor (dB/m)

Factor (dB/m) = Cable Loss (dB) + Antenna Factor (dB/m) - Pre_Amplifier Gain (dB)

Antenna Model: ANT-2x2-2314

Test Site	WZ-AC1	Test Engineer	Charles Zhang
Test Date	2023-12-27	Test Mode	802.11b
Remark	1. Average measurement was not performed if peak level lower than average limit. 2. Other frequency was 20dB below limit line within 1-18GHz, there is not show in the report.		

Test Channel	Frequency (MHz)	Reading Level (dBμV)	Factor (dB/m)	Measure Level (dBμV/m)	Limit (dBμV/m)	Margin (dB)	Detector	Polarization
11	7536.5	36.8	8.5	45.3	74.0	-28.7	Peak	Horizontal
	8327.0	36.3	8.7	45.0	74.0	-29.0	Peak	Horizontal
	10902.5	35.5	14.0	49.5	74.0	-24.5	Peak	Horizontal
	7502.5	36.4	8.5	44.9	74.0	-29.1	Peak	Vertical
	8454.5	36.6	9.2	45.8	74.0	-28.2	Peak	Vertical
	11081.0	34.6	14.0	48.6	74.0	-25.4	Peak	Vertical

Note: Measure Level (dBμV/m) = Reading Level (dBμV) + Factor (dB/m)

Factor (dB/m) = Cable Loss (dB) + Antenna Factor (dB/m) - Pre_Amplifier Gain (dB)

Test Site	WZ-AC1	Test Engineer	Charles Zhang
Test Date	2023-12-27	Test Mode	802.11g
Remark	1. Average measurement was not performed if peak level lower than average limit. 2. Other frequency was 20dB below limit line within 1-18GHz, there is not show in the report.		

Test Channel	Frequency (MHz)	Reading Level (dBμV)	Factor (dB/m)	Measure Level (dBμV/m)	Limit (dBμV/m)	Margin (dB)	Detector	Polarization
11	7613.0	36.0	8.3	44.3	74.0	-29.7	Peak	Horizontal
	8259.0	36.5	8.7	45.2	74.0	-28.8	Peak	Horizontal
	10996.0	35.8	14.4	50.1	74.0	-23.9	Peak	Horizontal
	7383.5	36.9	8.6	45.5	74.0	-28.5	Peak	Vertical
	8148.5	35.6	9.3	44.9	74.0	-29.1	Peak	Vertical
	11514.5	35.2	13.6	48.8	74.0	-25.2	Peak	Vertical

Note: Measure Level (dBμV/m) = Reading Level (dBμV) + Factor (dB/m)

Factor (dB/m) = Cable Loss (dB) + Antenna Factor (dB/m) - Pre_Amplifier Gain (dB)

Test Site	WZ-AC1	Test Engineer	Charles Zhang
Test Date	2023-12-27	Test Mode	802.11n-HT20
Remark	1. Average measurement was not performed if peak level lower than average limit. 2. Other frequency was 20dB below limit line within 1-18GHz, there is not show in the report.		

Test Channel	Frequency (MHz)	Reading Level (dBμV)	Factor (dB/m)	Measure Level (dBμV/m)	Limit (dBμV/m)	Margin (dB)	Detector	Polarization
11	7698.0	36.3	8.2	44.6	74.0	-29.4	Peak	Horizontal
	8225.0	35.7	8.8	44.5	74.0	-29.5	Peak	Horizontal
	11599.5	34.7	13.2	47.9	74.0	-26.1	Peak	Horizontal
	7375.0	36.1	8.6	44.7	74.0	-29.3	Peak	Vertical
	8437.5	35.9	8.9	44.8	74.0	-29.2	Peak	Vertical
	11523.0	36.0	13.6	49.6	74.0	-24.4	Peak	Vertical
Note: Measure Level (dBμV/m) = Reading Level (dBμV) + Factor (dB/m) Factor (dB/m) = Cable Loss (dB) + Antenna Factor (dB/m) - Pre_Amplifier Gain (dB)								

Test Site	WZ-AC1	Test Engineer	Charles Zhang
Test Date	2023-12-27	Test Mode	802.11ax-HE20
Remark	1. Average measurement was not performed if peak level lower than average limit. 2. Other frequency was 20dB below limit line within 1-18GHz, there is not show in the report.		

Test Channel	Frequency (MHz)	Reading Level (dBμV)	Factor (dB/m)	Measure Level (dBμV/m)	Limit (dBμV/m)	Margin (dB)	Detector	Polarization
11	7434.5	37.2	8.5	45.7	74.0	-28.3	Peak	Horizontal
	8310.0	34.5	8.7	43.2	74.0	-30.8	Peak	Horizontal
	11412.5	34.7	13.5	48.2	74.0	-25.8	Peak	Horizontal
	7494.0	36.2	8.6	44.8	74.0	-29.2	Peak	Vertical
	8463.0	35.4	9.3	44.7	74.0	-29.3	Peak	Vertical
	11438.0	34.9	13.7	48.6	74.0	-25.4	Peak	Vertical

Note: Measure Level (dBμV/m) = Reading Level (dBμV) + Factor (dB/m)

Factor (dB/m) = Cable Loss (dB) + Antenna Factor (dB/m) - Pre_Amplifier Gain (dB)

The Result of Radiated Emission below 1GHz:

Site: WZ-AC1	Test Date: 2023-10-12
Limit: FCC_Part 15.209_RSE(3m)	Engineer: Carl Jiang
Probe: FMZB1519_0.009-30MHz	Polarity: Coaxial
EUT: ACCESS POINT	Power: By PoE
Test Mode: Transmit by 802.11b at 2462MHz	

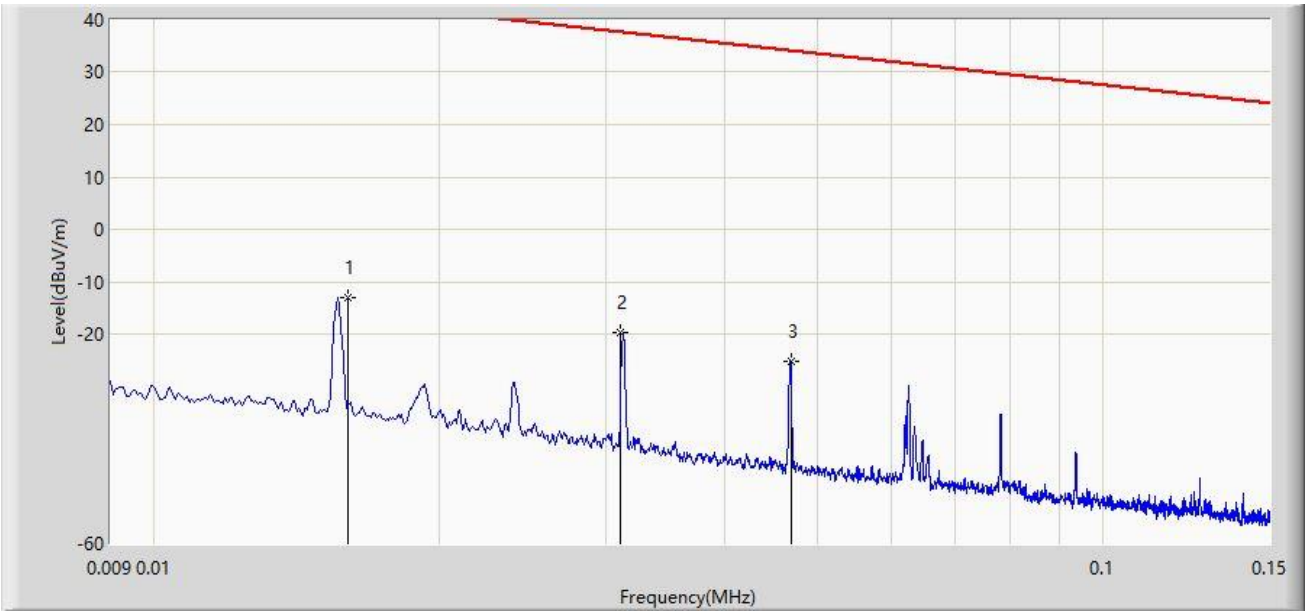

No	Mark	Frequency (MHz)	Measure Level (dBμV/m)	Reading Level (dBμV)	Margin (dB)	Limit (dBμV/m)	Factor (dB/m)	Type
1	*	0.016	-13.105	66.859	-56.611	43.505	-79.964	PK
2		0.031	-19.654	60.307	-57.417	37.764	-79.961	PK
3		0.047	-25.120	54.837	-59.271	34.151	-79.957	PK

Note 1: " * ", means this data is the worst emission level.

Note 2: Measure Level (dBμV/m) = Reading Level (dBμV) + Factor (dB/m).

Note 3: Factor (dB/m) = Cable Loss (dB) + Antenna Factor (dB/m).

Note 4: Quasi-Peak measurement was not performed when peak measure level was lower than the quasi-peak limit.

Site: WZ-AC1	Test Date: 2023-10-12
Limit: FCC_Part 15.209_RSE(3m)	Engineer: Carl Jiang
Probe: FMZB1519_0.009-30MHz	Polarity: Coaxial
EUT: ACCESS POINT	Power: By PoE
Test Mode: Transmit by 802.11b at 2462MHz	

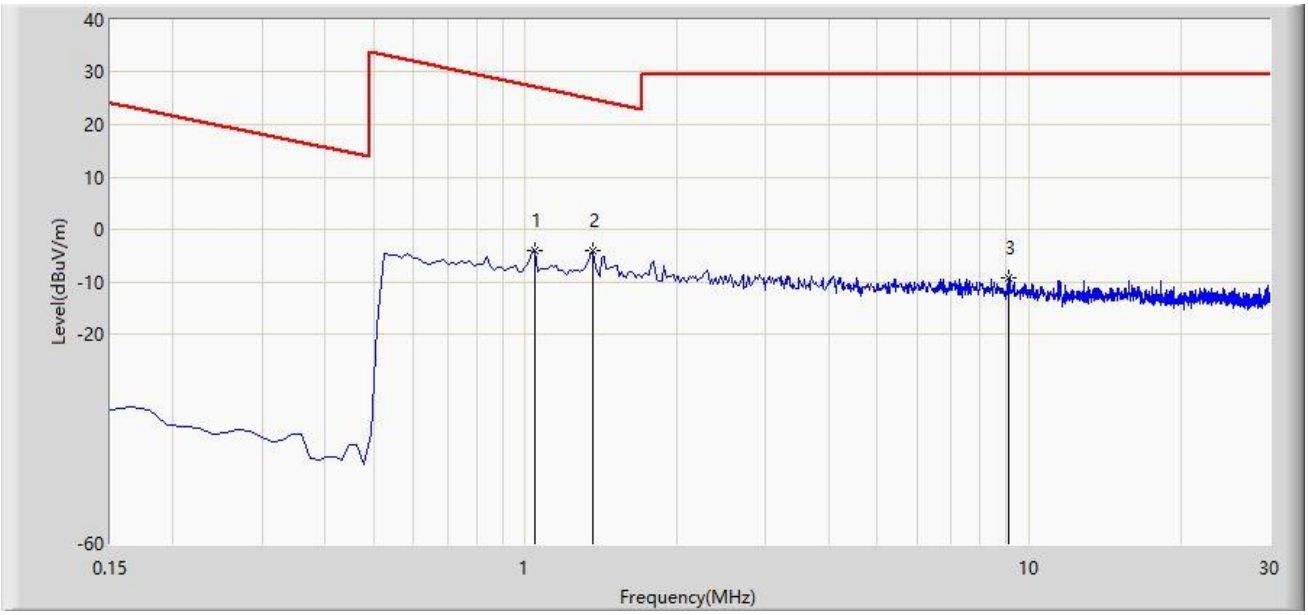

No	Mark	Frequency (MHz)	Measure Level (dBμV/m)	Reading Level (dBμV)	Margin (dB)	Limit (dBμV/m)	Factor (dB/m)	Type
1		1.046	-4.047	35.753	-31.279	27.232	-39.800	PK
2	*	1.359	-4.119	35.679	-29.084	24.965	-39.798	PK
3		9.135	-9.221	30.450	-38.721	29.500	-39.671	PK

Note 1: " * ", means this data is the worst emission level.

Note 2: Measure Level (dBμV/m) = Reading Level (dBμV) + Factor (dB/m).

Note 3: Factor (dB/m) = Cable Loss (dB) + Antenna Factor (dB/m).

Note 4: Quasi-Peak measurement was not performed when peak measure level was lower than the quasi-peak limit.

Site: WZ-AC1	Test Date: 2023-10-12
Limit: FCC_Part 15.209_RSE(3m)	Engineer: Carl Jiang
Probe: FMZB1519_0.009-30MHz	Polarity: Coplanar
EUT: ACCESS POINT	Power: By PoE
Test Mode: Transmit by 802.11b at 2462MHz	

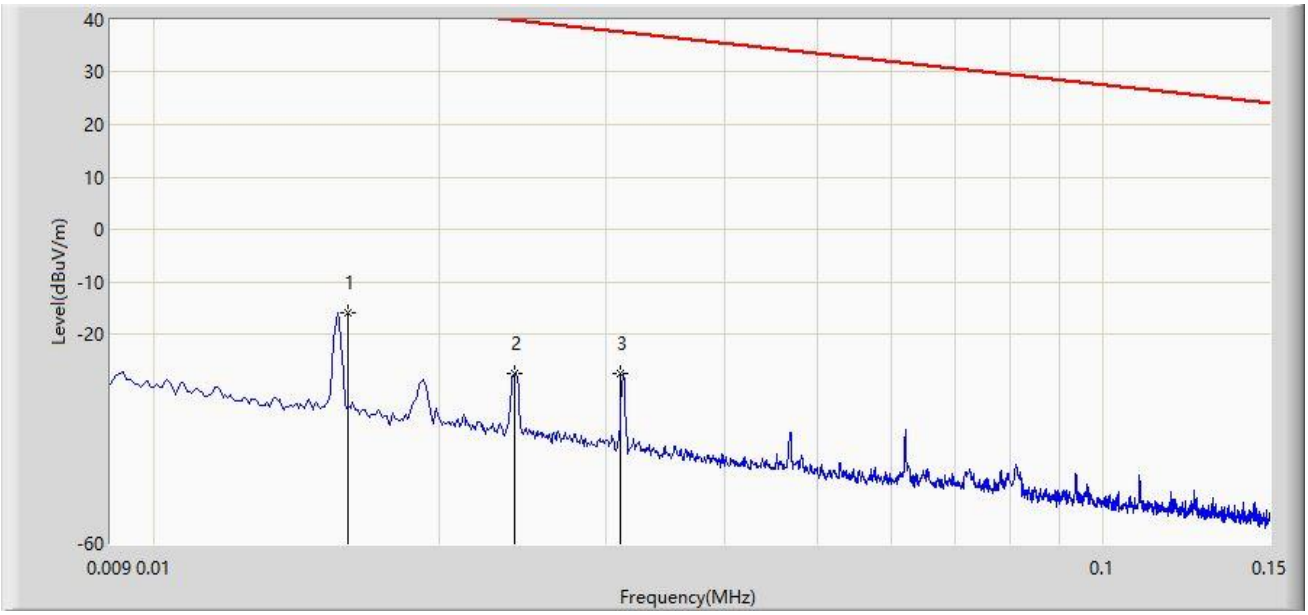

No	Mark	Frequency (MHz)	Measure Level (dBμV/m)	Reading Level (dBμV)	Margin (dB)	Limit (dBμV/m)	Factor (dB/m)	Type
1	*	0.016	-16.068	63.896	-59.574	43.505	-79.964	PK
2		0.024	-27.531	52.431	-67.517	39.985	-79.962	PK
3		0.031	-27.463	52.498	-65.226	37.764	-79.961	PK

Note 1: " * ", means this data is the worst emission level.

Note 2: Measure Level (dBμV/m) = Reading Level (dBμV) + Factor (dB/m).

Note 3: Factor (dB/m) = Cable Loss (dB) + Antenna Factor (dB/m).

Note 4: Quasi-Peak measurement was not performed when peak measure level was lower than the quasi-peak limit.

Site: WZ-AC1	Test Date: 2023-10-12
Limit: FCC_Part 15.209_RSE(3m)	Engineer: Carl Jiang
Probe: FMZB1519_0.009-30MHz	Polarity: Coplanar
EUT: ACCESS POINT	Power: By PoE
Test Mode: Transmit by 802.11b at 2462MHz	

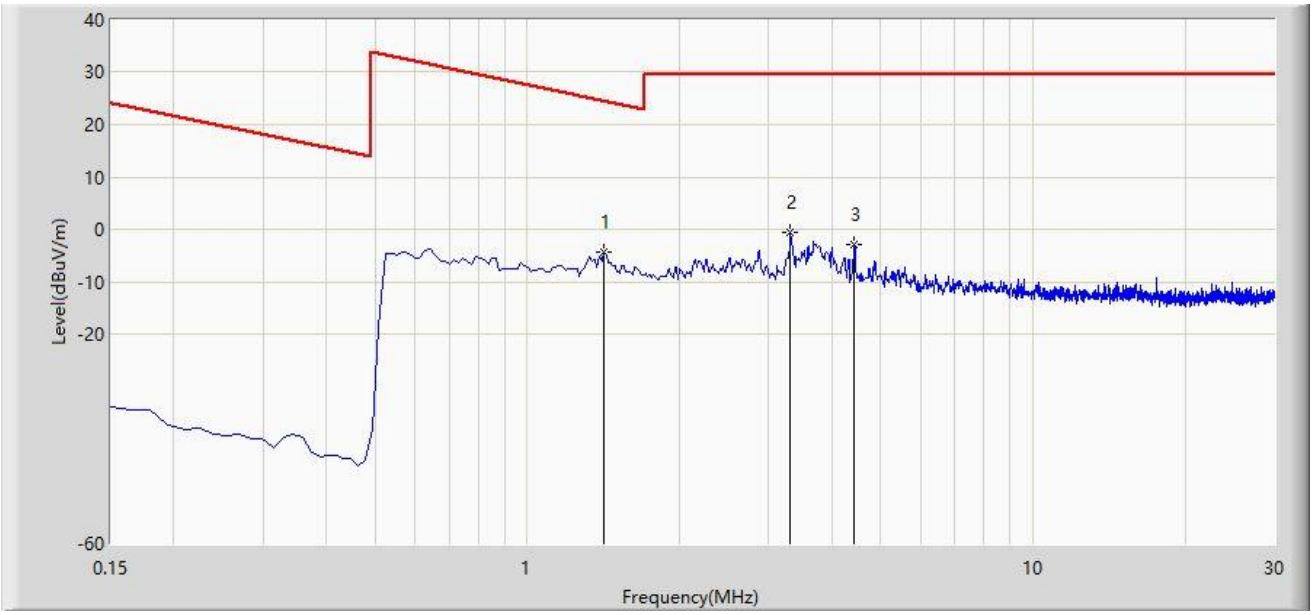

No	Mark	Frequency (MHz)	Measure Level (dBμV/m)	Reading Level (dBμV)	Margin (dB)	Limit (dBμV/m)	Factor (dB/m)	Type
1	*	1.419	-4.488	35.309	-29.078	24.590	-39.797	PK
2		3.314	-0.508	39.266	-30.008	29.500	-39.774	PK
3		4.433	-2.808	36.931	-32.308	29.500	-39.739	PK

Note 1: " * ", means this data is the worst emission level.

Note 2: Measure Level (dBμV/m) = Reading Level (dBμV) + Factor (dB/m).

Note 3: Factor (dB/m) = Cable Loss (dB) + Antenna Factor (dB/m).

Note 4: Quasi-Peak measurement was not performed when peak measure level was lower than the quasi-peak limit.

Site: WZ-AC1	Test Date: 2023-08-22
Limit: FCC_Part 15.209_RSE(3m)	Engineer: Carl Jiang
Probe: VULB 9168_25-2000MHz	Polarity: Horizontal
EUT: ACCESS POINT	Power: By PoE
Test Mode: Transmit by 802.11b at 2462MHz	

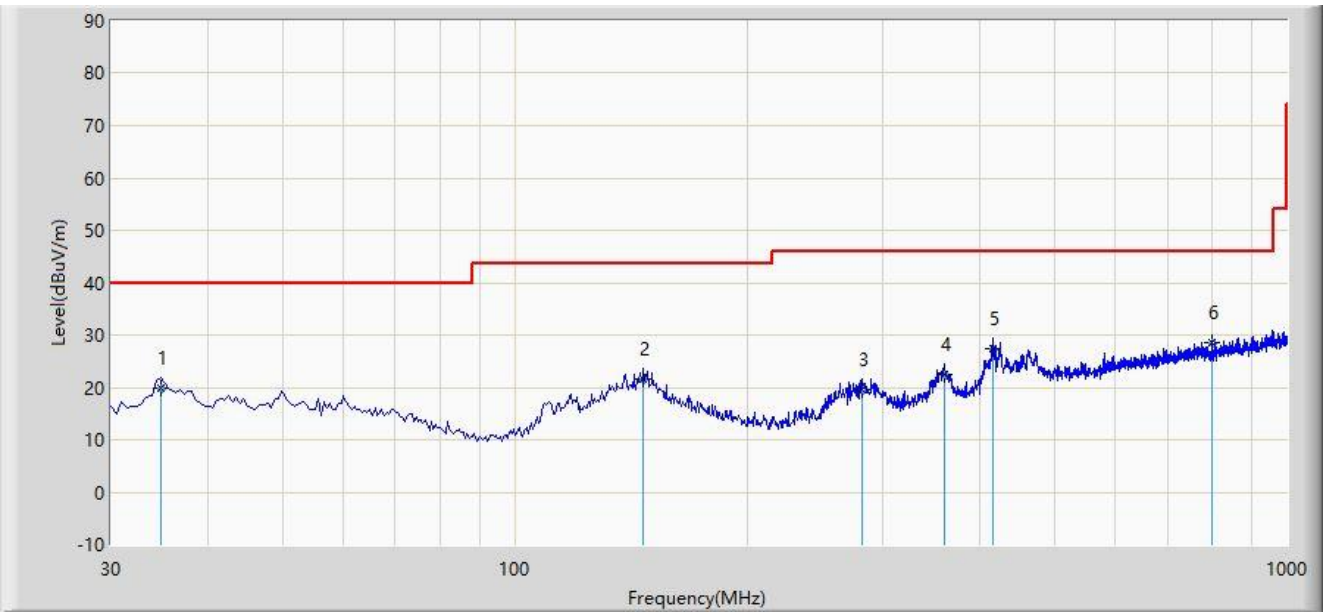

No	Mark	Frequency (MHz)	Measure Level (dBμV/m)	Reading Level (dBμV)	Margin (dB)	Limit (dBμV/m)	Factor (dB/m)	Type
1		34.850	19.876	2.390	-20.124	40.000	17.487	QP
2		146.885	21.641	3.620	-21.859	43.500	18.021	QP
3		282.200	19.611	1.440	-26.389	46.000	18.171	QP
4		360.770	22.495	2.600	-23.505	46.000	19.896	QP
5		415.570	27.433	6.180	-18.567	46.000	21.253	QP
6	*	799.690	28.441	0.140	-17.559	46.000	28.301	QP

Note 1: " * ", means this data is the worst emission level.

Note 2: Measure Level (dBμV/m) = Reading Level (dBμV) + Factor (dB/m).

Note 3: Factor (dB/m) = Cable Loss (dB) + Antenna Factor (dB/m).

Note 4: The amplitude of radiated emissions (frequency range from 9kHz to 30MHz and 18GHz to 25GHz) is that proximity to ambient noise, which also are attenuated more than 20 dB below the permissible value. Therefore, the data is not presented in the report.

Site: WZ-AC1	Test Date: 2023-08-22
Limit: FCC_Part 15.209_RSE(3m)	Engineer: Carl Jiang
Probe: VULB 9168_25-2000MHz	Polarity: Vertical
EUT: ACCESS POINT	Power: By PoE
Test Mode: Transmit by 802.11b at 2462MHz	

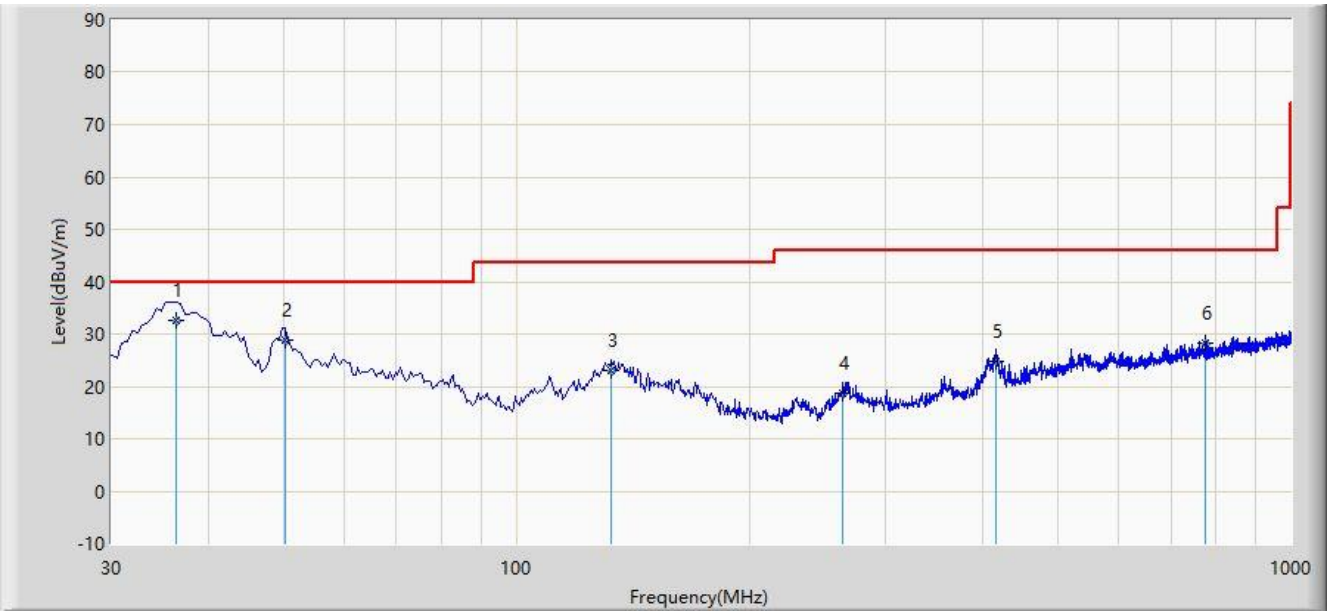

No	Mark	Frequency (MHz)	Measure Level (dBμV/m)	Reading Level (dBμV)	Margin (dB)	Limit (dBμV/m)	Factor (dB/m)	Type
1	*	36.305	32.731	15.110	-7.269	40.000	17.621	QP
2		50.370	28.785	10.200	-11.215	40.000	18.585	QP
3		132.820	23.067	5.950	-20.433	43.500	17.116	QP
4		263.770	18.675	1.470	-27.325	46.000	17.205	QP
5		416.060	24.859	3.590	-21.141	46.000	21.269	QP
6		774.960	28.324	0.210	-17.676	46.000	28.114	QP

Note 1: " * ", means this data is the worst emission level.

Note 2: Measure Level (dBμV/m) = Reading Level (dBμV) + Factor (dB/m).

Note 3: Factor (dB/m) = Cable Loss (dB) + Antenna Factor (dB/m).

Note 4: The amplitude of radiated emissions (frequency range from 9kHz to 30MHz and 18GHz to 25GHz) is that proximity to ambient noise, which also are attenuated more than 20 dB below the permissible value. Therefore, the data is not presented in the report.

Site: WZ-AC1	Test Date: 2023-09-22
Limit: FCC_Part 15.209_RSE(3m)	Engineer: Ajin Fan
Probe: BBHA9170_993_18-40GHz	Polarity: Horizontal
EUT: ACCESS POINT	Power: By PoE
Test Mode: Transmit by 802.11b at 2462MHz	

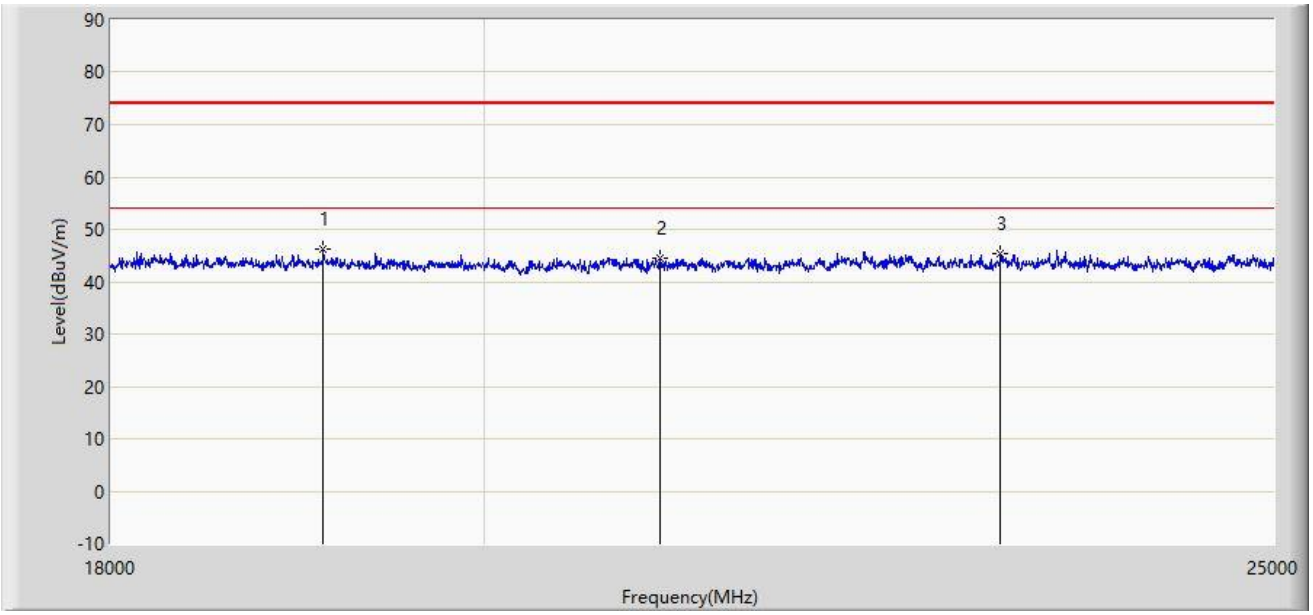

No	Mark	Frequency (MHz)	Measure Level (dBμV/m)	Reading Level (dBμV)	Margin (dB)	Limit (dBμV/m)	Factor (dB/m)	Type
1	*	19113.000	46.317	56.500	-27.683	74.000	-10.182	PK
2		21024.000	44.616	53.537	-29.384	74.000	-8.920	PK
3		23145.000	45.222	51.650	-28.778	74.000	-6.429	PK

Note 1: " * ", means this data is the worst emission level.

Note 2: Measure Level (dBμV/m) = Reading Level (dBμV) + Factor (dB/m).

Note 3: Factor (dB/m) = Cable Loss (dB) + Antenna Factor (dB/m) - Pre_Amplifier Gain (dB).

Note 4: Average measurement was not performed when peak measure level was lower than the average limit.

Site: WZ-AC1	Test Date: 2023-09-22
Limit: FCC_Part 15.209_RSE(3m)	Engineer: Ajin Fan
Probe: BBHA9170_993_18-40GHz	Polarity: Vertical
EUT: ACCESS POINT	Power: By PoE
Test Mode: Transmit by 802.11b at 2462MHz	

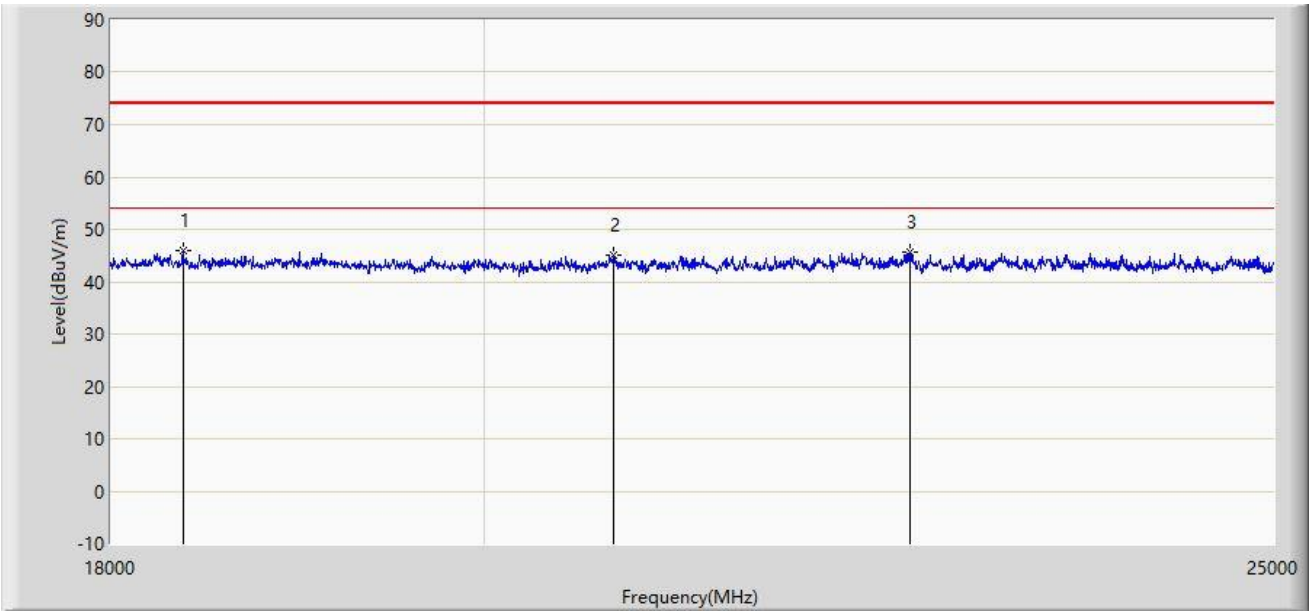

No	Mark	Frequency (MHz)	Measure Level (dBμV/m)	Reading Level (dBμV)	Margin (dB)	Limit (dBμV/m)	Factor (dB/m)	Type
1	*	18371.000	45.938	57.028	-28.062	74.000	-11.090	PK
2		20751.000	45.159	53.940	-28.841	74.000	-8.782	PK
3		22557.000	45.728	53.000	-28.272	74.000	-7.272	PK

Note 1: " * ", means this data is the worst emission level.

Note 2: Measure Level (dBμV/m) = Reading Level (dBμV) + Factor (dB/m).

Note 3: Factor (dB/m) = Cable Loss (dB) + Antenna Factor (dB/m) - Pre_Amplifier Gain (dB).

Note 4: Average measurement was not performed when peak measure level was lower than the average limit.

7. Radiated Restricted Band Edge Measurement Test Result

Filter 1#

Antenna Model: ANT-2x2-2560-6

Site: WZ-AC1	Time: 2023/12/04 - 22:32
Limit: FCC_2.4G_RE(3m)	Engineer: Frank Xue
Probe: BBHA9120D_1167_1-18GHz	Polarity: Horizontal
EUT: ACCESS POINT	Power: By PoE
Test Mode: Transmit by 802.11b at 2412MHz	

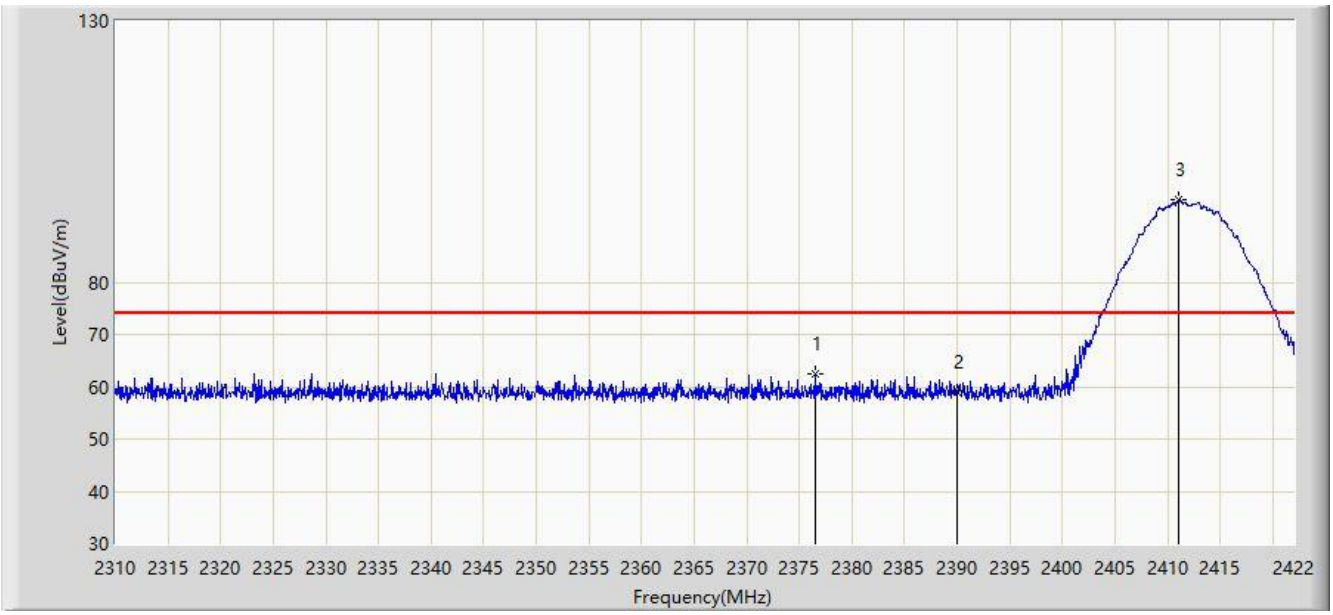

No	Mark	Frequency (MHz)	Measure Level (dBμV/m)	Reading Level (dBμV)	Margin (dB)	Limit (dBμV/m)	Factor (dB/m)	Type
1	*	2376.584	62.426	31.138	-11.574	74.000	31.288	PK
2		2390.000	58.968	27.714	-15.032	74.000	31.254	PK
3		2411.080	95.725	64.472	N/A	N/A	31.253	PK

Note 1: " * ", means this data is the worst emission level.

Note 2: Measure Level (dBμV/m) = Reading Level (dBμV) + Factor (dB/m).

Note 3: Factor (dB/m) = Cable Loss (dB) + Antenna Factor (dB/m).

Site: WZ-AC1	Time: 2023/12/04 - 22:33
Limit: FCC_2.4G_RE(3m)	Engineer: Frank Xue
Probe: BBHA9120D_1167_1-18GHz	Polarity: Horizontal
EUT: ACCESS POINT	Power: By PoE
Test Mode: Transmit by 802.11b at 2412MHz	

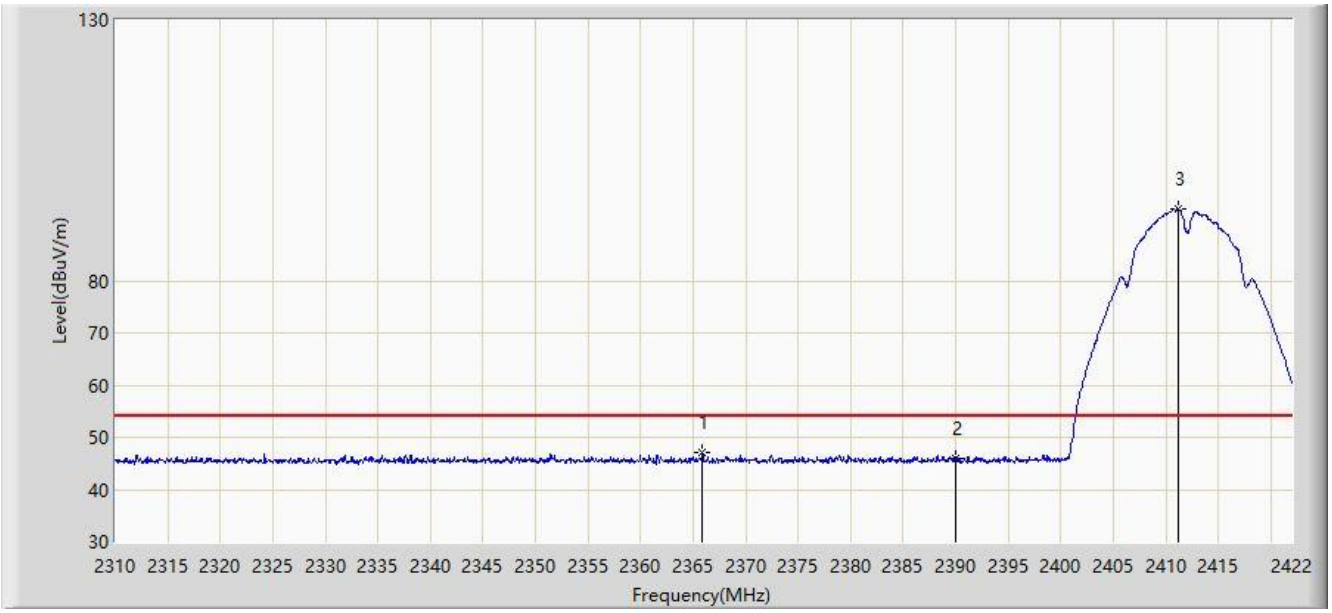

No	Mark	Frequency (MHz)	Measure Level (dBμV/m)	Reading Level (dBμV)	Margin (dB)	Limit (dBμV/m)	Factor (dB/m)	Type
1	*	2365.888	47.075	15.752	-6.925	54.000	31.324	AV
2		2390.000	46.081	14.827	-7.919	54.000	31.254	AV
3		2411.136	93.893	62.640	N/A	N/A	31.254	AV

Note 1: " * ", means this data is the worst emission level.

Note 2: Measure Level (dBμV/m) = Reading Level (dBμV) + Factor (dB/m).

Note 3: Factor (dB/m) = Cable Loss (dB) + Antenna Factor (dB/m).

Site: WZ-AC1	Time: 2023/12/04 - 22:36
Limit: FCC_2.4G_RE(3m)	Engineer: Frank Xue
Probe: BBHA9120D_1167_1-18GHz	Polarity: Vertical
EUT: ACCESS POINT	Power: By PoE
Test Mode: Transmit by 802.11b at 2412MHz	

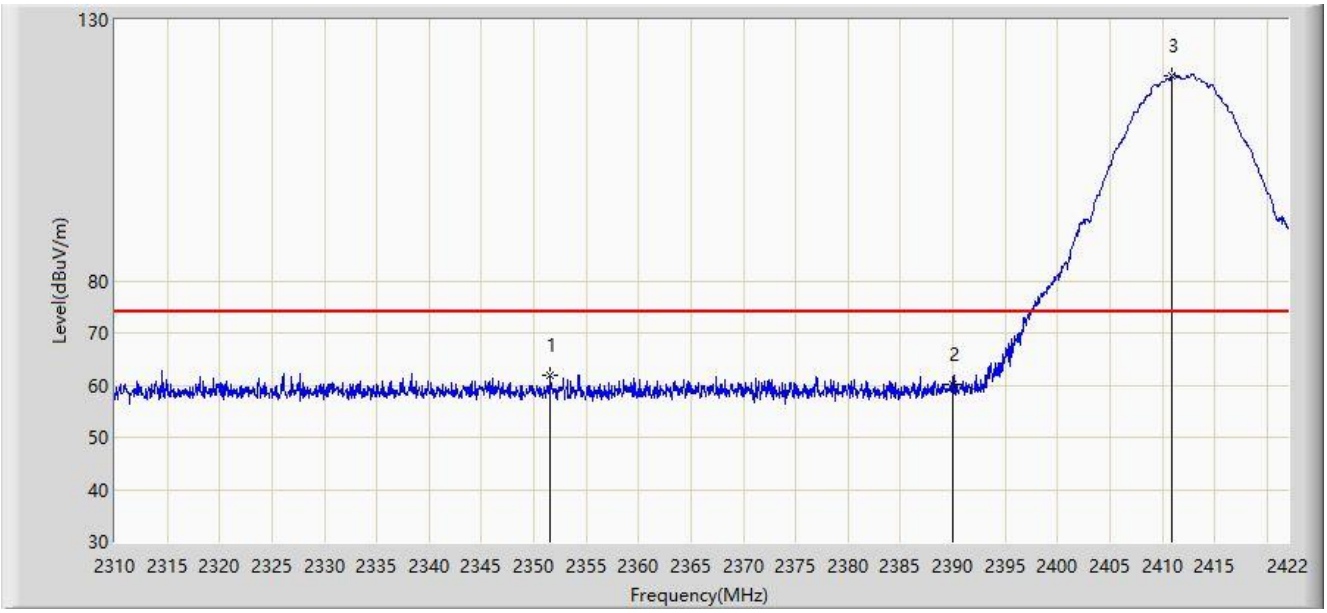

No	Mark	Frequency (MHz)	Measure Level (dBμV/m)	Reading Level (dBμV)	Margin (dB)	Limit (dBμV/m)	Factor (dB/m)	Type
1	*	2351.608	61.885	30.523	-12.115	74.000	31.363	PK
2		2390.000	60.159	28.905	-13.841	74.000	31.254	PK
3		2410.968	119.309	88.056	N/A	N/A	31.253	PK

Note 1: " * ", means this data is the worst emission level.

Note 2: Measure Level (dBμV/m) = Reading Level (dBμV) + Factor (dB/m).

Note 3: Factor (dB/m) = Cable Loss (dB) + Antenna Factor (dB/m).

Site: WZ-AC1	Time: 2023/12/04 - 22:39
Limit: FCC_2.4G_RE(3m)	Engineer: Frank Xue
Probe: BBHA9120D_1167_1-18GHz	Polarity: Vertical
EUT: ACCESS POINT	Power: By PoE
Test Mode: Transmit by 802.11b at 2412MHz	

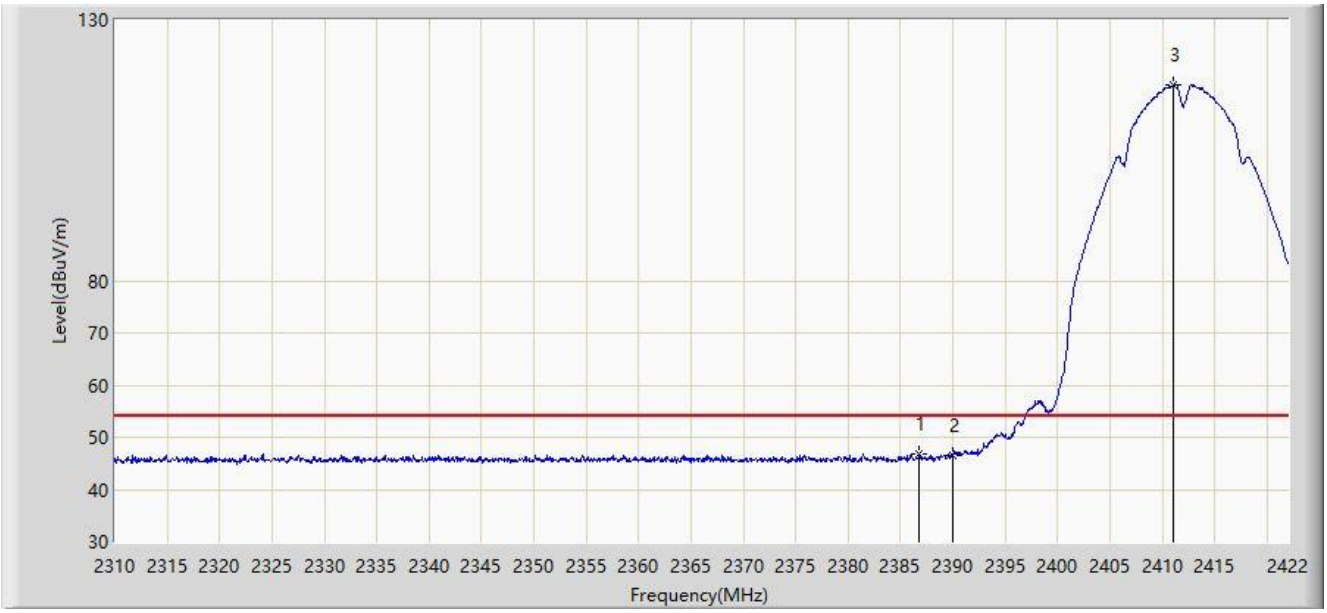

No	Mark	Frequency (MHz)	Measure Level (dBμV/m)	Reading Level (dBμV)	Margin (dB)	Limit (dBμV/m)	Factor (dB/m)	Type
1	*	2386.776	46.859	15.603	-7.141	54.000	31.256	AV
2		2390.000	46.398	15.144	-7.602	54.000	31.254	AV
3		2411.080	117.436	86.183	N/A	N/A	31.253	AV

Note 1: " * ", means this data is the worst emission level.

Note 2: Measure Level (dBμV/m) = Reading Level (dBμV) + Factor (dB/m).

Note 3: Factor (dB/m) = Cable Loss (dB) + Antenna Factor (dB/m).

Site: WZ-AC1	Time: 2023/12/04 - 22:52
Limit: FCC_2.4G_RE(3m)	Engineer: Frank Xue
Probe: BBHA9120D_1167_1-18GHz	Polarity: Horizontal
EUT: ACCESS POINT	Power: By PoE
Test Mode: Transmit by 802.11b at 2462MHz	

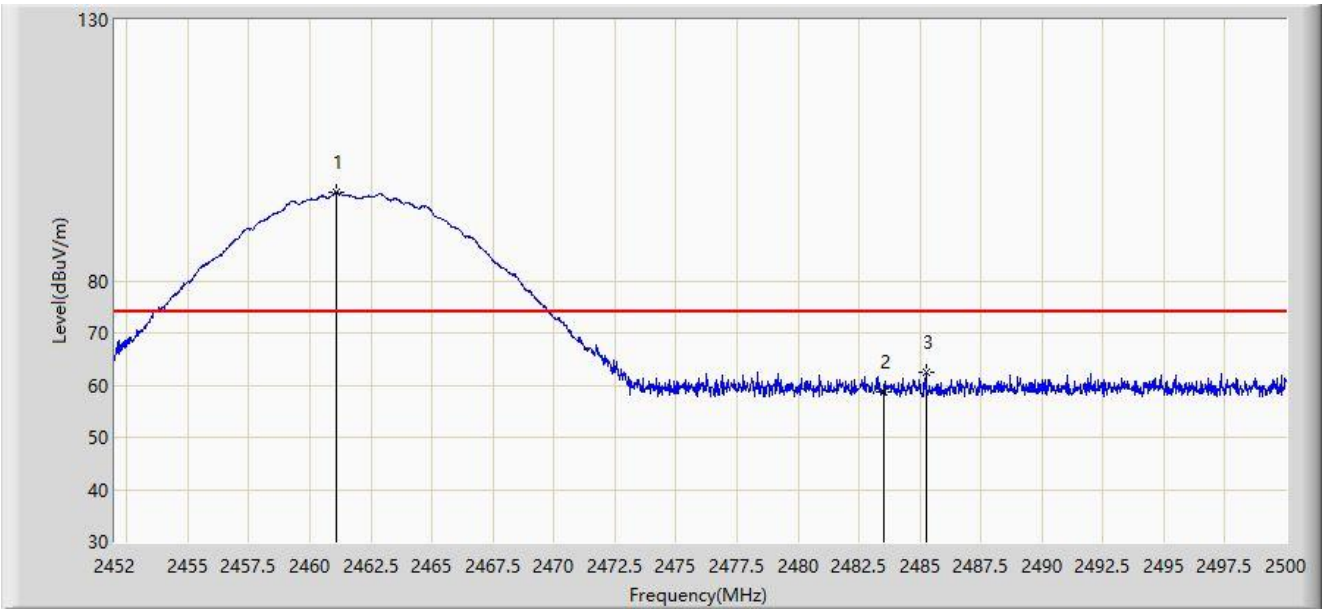

No	Mark	Frequency (MHz)	Measure Level (dBμV/m)	Reading Level (dBμV)	Margin (dB)	Limit (dBμV/m)	Factor (dB/m)	Type
1		2461.096	96.932	65.706	N/A	N/A	31.226	PK
2		2483.500	58.819	27.593	-15.181	74.000	31.226	PK
3	*	2485.240	62.597	31.370	-11.403	74.000	31.227	PK

Note 1: " * ", means this data is the worst emission level.

Note 2: Measure Level (dBμV/m) = Reading Level (dBμV) + Factor (dB/m).

Note 3: Factor (dB/m) = Cable Loss (dB) + Antenna Factor (dB/m).

Site: WZ-AC1	Time: 2023/12/04 - 22:54
Limit: FCC_2.4G_RE(3m)	Engineer: Frank Xue
Probe: BBHA9120D_1167_1-18GHz	Polarity: Horizontal
EUT: ACCESS POINT	Power: By PoE
Test Mode: Transmit by 802.11b at 2462MHz	

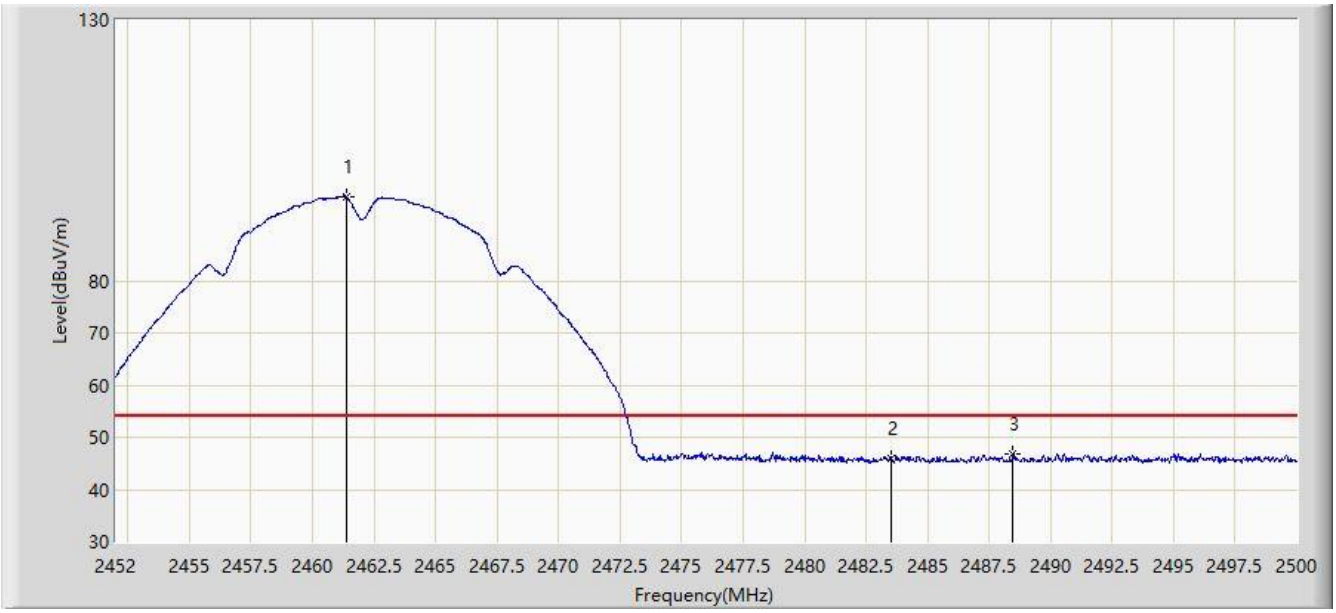

No	Mark	Frequency (MHz)	Measure Level (dBμV/m)	Reading Level (dBμV)	Margin (dB)	Limit (dBμV/m)	Factor (dB/m)	Type
1		2461.384	96.025	64.799	N/A	N/A	31.226	AV
2		2483.500	46.033	14.807	-7.967	54.000	31.226	AV
3	*	2488.480	46.869	15.639	-7.131	54.000	31.230	AV

Note 1: " * ", means this data is the worst emission level.

Note 2: Measure Level (dBμV/m) = Reading Level (dBμV) + Factor (dB/m).

Note 3: Factor (dB/m) = Cable Loss (dB) + Antenna Factor (dB/m).

Site: WZ-AC1	Time: 2023/12/04 - 22:59
Limit: FCC_2.4G_RE(3m)	Engineer: Frank Xue
Probe: BBHA9120D_1167_1-18GHz	Polarity: Vertical
EUT: ACCESS POINT	Power: By PoE
Test Mode: Transmit by 802.11b at 2462MHz	

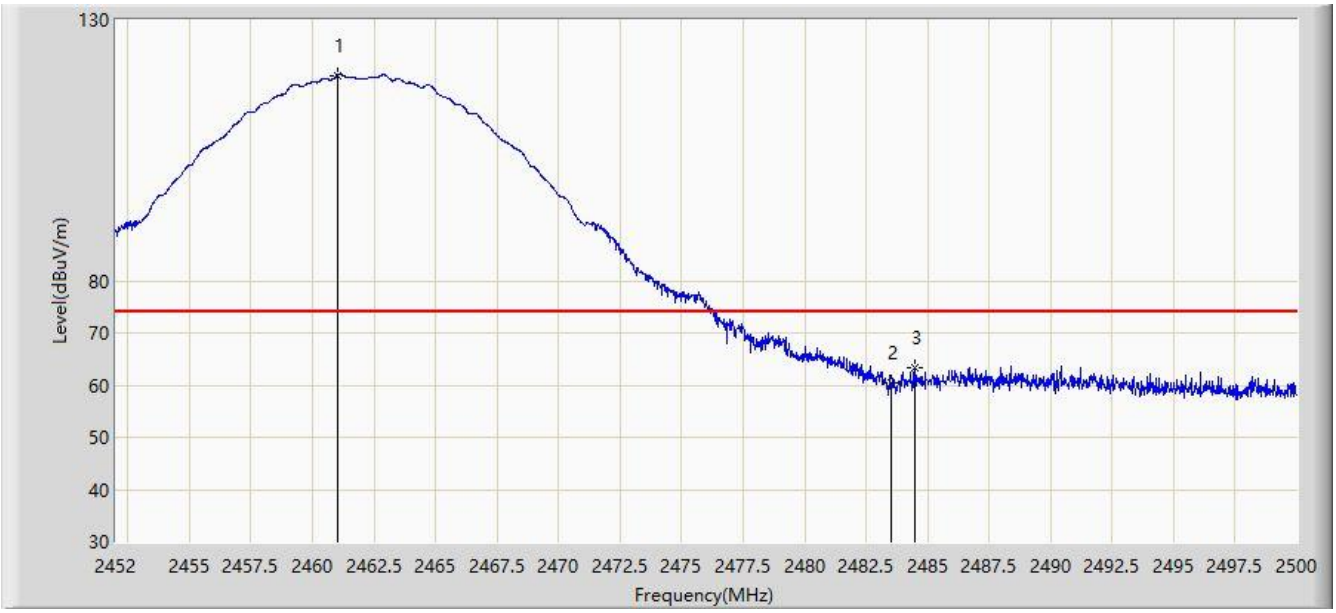

No	Mark	Frequency (MHz)	Measure Level (dBμV/m)	Reading Level (dBμV)	Margin (dB)	Limit (dBμV/m)	Factor (dB/m)	Type
1		2461.000	119.379	88.153	N/A	N/A	31.226	PK
2		2483.500	60.576	29.350	-13.424	74.000	31.226	PK
3	*	2484.472	63.238	32.011	-10.762	74.000	31.227	PK

Note 1: " * ", means this data is the worst emission level.

Note 2: Measure Level (dBμV/m) = Reading Level (dBμV) + Factor (dB/m).

Note 3: Factor (dB/m) = Cable Loss (dB) + Antenna Factor (dB/m).

Site: WZ-AC1	Time: 2023/12/04 - 23:01
Limit: FCC_2.4G_RE(3m)	Engineer: Frank Xue
Probe: BBHA9120D_1167_1-18GHz	Polarity: Vertical
EUT: ACCESS POINT	Power: By PoE
Test Mode: Transmit by 802.11b at 2462MHz	

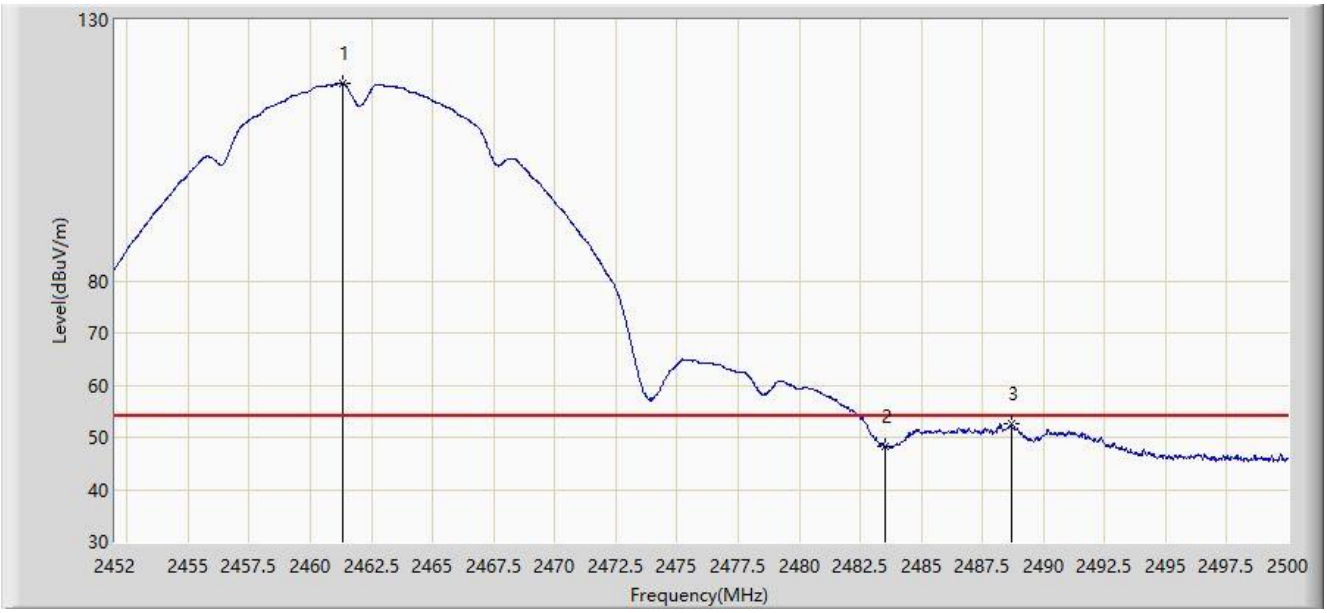

No	Mark	Frequency (MHz)	Measure Level (dBμV/m)	Reading Level (dBμV)	Margin (dB)	Limit (dBμV/m)	Factor (dB/m)	Type
1		2461.312	117.761	86.535	N/A	N/A	31.226	AV
2		2483.500	48.295	17.069	-5.705	54.000	31.226	AV
3	*	2488.696	52.494	21.264	-1.506	54.000	31.230	AV

Note 1: " * ", means this data is the worst emission level.

Note 2: Measure Level (dBμV/m) = Reading Level (dBμV) + Factor (dB/m).

Note 3: Factor (dB/m) = Cable Loss (dB) + Antenna Factor (dB/m).

Site: WZ-AC1	Time: 2023/12/04 - 23:06
Limit: FCC_2.4G_RE(3m)	Engineer: Frank Xue
Probe: BBHA9120D_1167_1-18GHz	Polarity: Horizontal
EUT: ACCESS POINT	Power: By PoE
Test Mode: Transmit by 802.11g at 2412MHz	

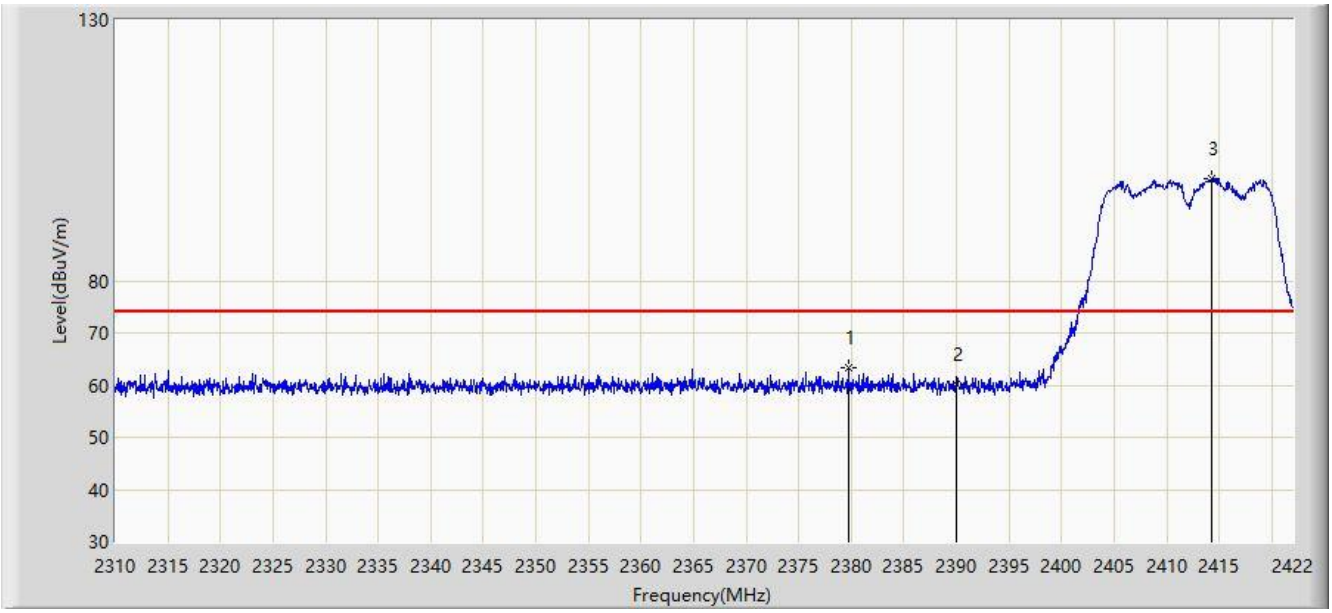

No	Mark	Frequency (MHz)	Measure Level (dBµV/m)	Reading Level (dBµV)	Margin (dB)	Limit (dBµV/m)	Factor (dB/m)	Type
1	*	2379.720	63.422	32.146	-10.578	74.000	31.275	PK
2		2390.000	60.034	28.780	-13.966	74.000	31.254	PK
3		2414.216	99.608	68.357	N/A	N/A	31.251	PK

Note 1: " * ", means this data is the worst emission level.

Note 2: Measure Level (dBµV/m) = Reading Level (dBµV) + Factor (dB/m).

Note 3: Factor (dB/m) = Cable Loss (dB) + Antenna Factor (dB/m).

Site: WZ-AC1	Time: 2023/12/04 - 23:19
Limit: FCC_2.4G_RE(3m)	Engineer: Frank Xue
Probe: BBHA9120D_1167_1-18GHz	Polarity: Horizontal
EUT: ACCESS POINT	Power: By PoE
Test Mode: Transmit by 802.11g at 2412MHz	

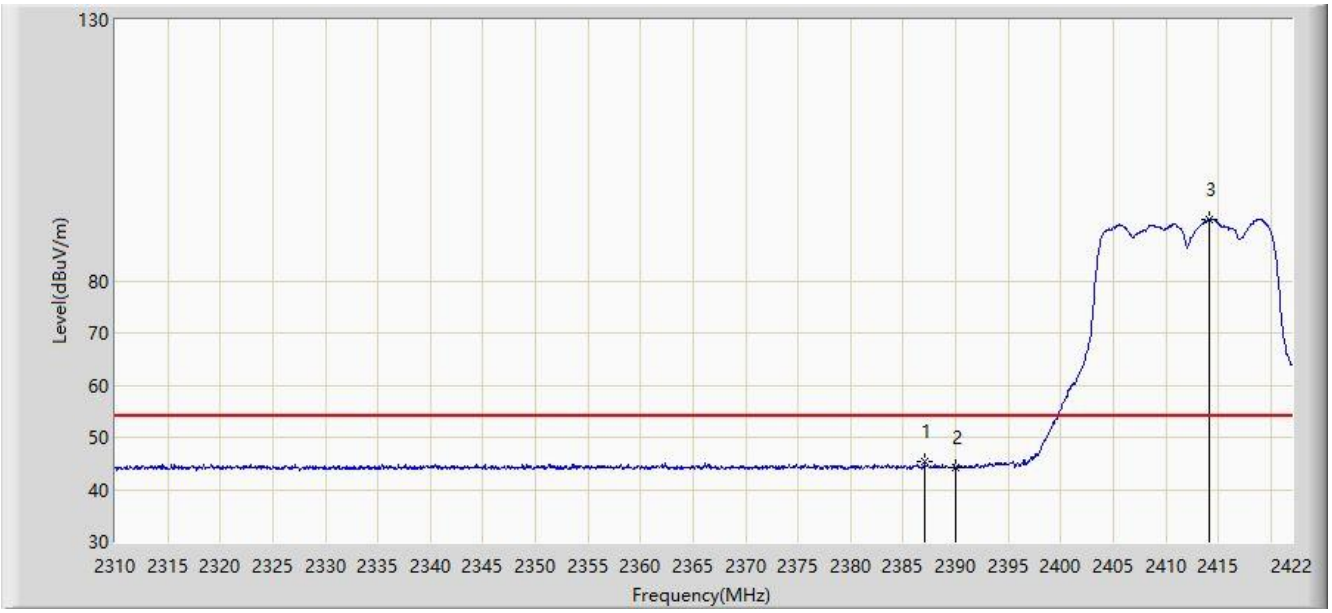

No	Mark	Frequency (MHz)	Measure Level (dBμV/m)	Reading Level (dBμV)	Margin (dB)	Limit (dBμV/m)	Factor (dB/m)	Type
1	*	2387.056	45.239	13.983	-8.761	54.000	31.256	AV
2		2390.000	44.073	12.819	-9.927	54.000	31.254	AV
3		2414.104	91.728	60.477	N/A	N/A	31.251	AV

Note 1: " * ", means this data is the worst emission level.

Note 2: Measure Level (dBμV/m) = Reading Level (dBμV) + Factor (dB/m).

Note 3: Factor (dB/m) = Cable Loss (dB) + Antenna Factor (dB/m).

Site: WZ-AC1	Time: 2023/12/04 - 23:22
Limit: FCC_2.4G_RE(3m)	Engineer: Frank Xue
Probe: BBHA9120D_1167_1-18GHz	Polarity: Vertical
EUT: ACCESS POINT	Power: By PoE
Test Mode: Transmit by 802.11g at 2412MHz	

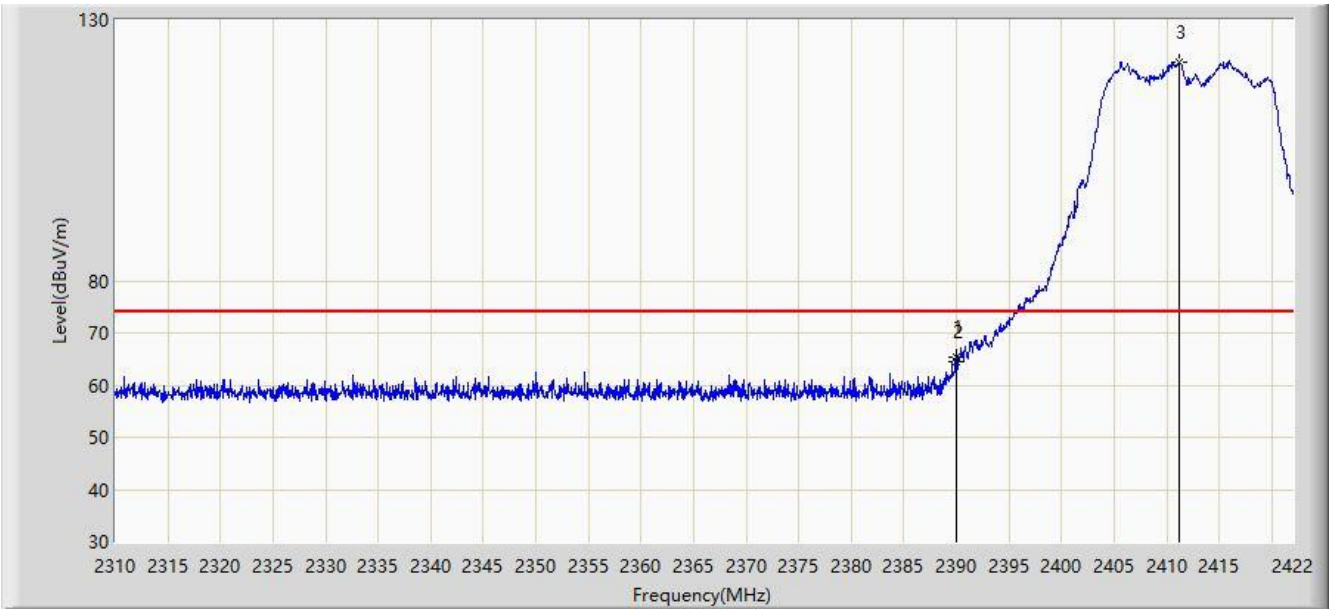

No	Mark	Frequency (MHz)	Measure Level (dBμV/m)	Reading Level (dBμV)	Margin (dB)	Limit (dBμV/m)	Factor (dB/m)	Type
1	*	2389.968	65.495	34.241	-8.505	74.000	31.254	PK
2		2390.000	64.629	33.375	-9.371	74.000	31.254	PK
3		2411.248	121.787	90.534	N/A	N/A	31.254	PK

Note 1: " * ", means this data is the worst emission level.

Note 2: Measure Level (dBμV/m) = Reading Level (dBμV) + Factor (dB/m).

Note 3: Factor (dB/m) = Cable Loss (dB) + Antenna Factor (dB/m).

Site: WZ-AC1	Time: 2023/12/04 - 23:24
Limit: FCC_2.4G_RE(3m)	Engineer: Frank Xue
Probe: BBHA9120D_1167_1-18GHz	Polarity: Vertical
EUT: ACCESS POINT	Power: By PoE
Test Mode: Transmit by 802.11g at 2412MHz	

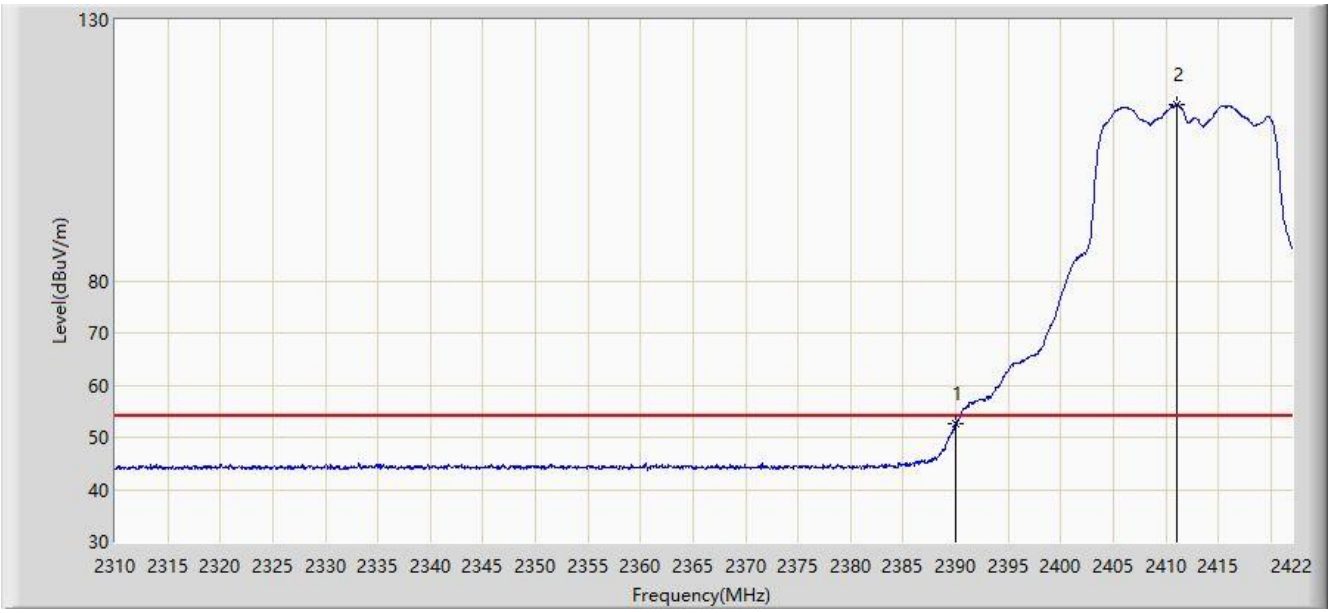

No	Mark	Frequency (MHz)	Measure Level (dBμV/m)	Reading Level (dBμV)	Margin (dB)	Limit (dBμV/m)	Factor (dB/m)	Type
1	*	2390.000	52.698	21.444	-1.302	54.000	31.254	AV
2		2411.024	113.708	82.455	N/A	N/A	31.253	AV

Note 1: " * ", means this data is the worst emission level.

Note 2: Measure Level (dBμV/m) = Reading Level (dBμV) + Factor (dB/m).

Note 3: Factor (dB/m) = Cable Loss (dB) + Antenna Factor (dB/m).

Site: WZ-AC1	Time: 2023/12/29 - 14:02
Limit: FCC_2.4G_RE(3m)	Engineer: Bob Zhang
Probe: BBHA9120D_1167_1-18GHz	Polarity: Vertical
EUT: ACCESS POINT	Power: By PoE
Test Mode: Transmit by 802.11g at 2457MHz	

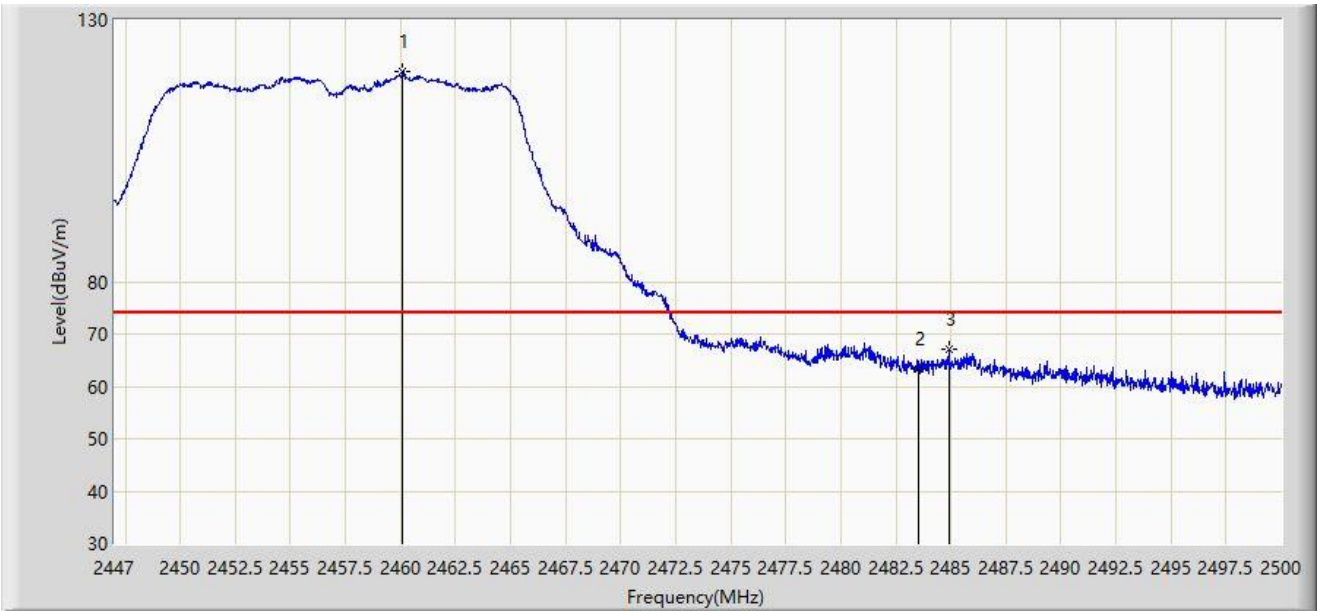

No	Mark	Frequency (MHz)	Measure Level (dBμV/m)	Reading Level (dBμV)	Margin (dB)	Limit (dBμV/m)	Factor (dB/m)	Type
1		2460.117	120.191	88.501	N/A	N/A	31.690	PK
2		2483.500	63.194	31.497	-10.806	74.000	31.696	PK
3	*	2484.895	67.164	35.468	-6.836	74.000	31.696	PK

Note 1: " * ", means this data is the worst emission level.

Note 2: Measure Level (dBμV/m) = Reading Level (dBμV) + Factor (dB/m).

Note 3: Factor (dB/m) = Cable Loss (dB) + Antenna Factor (dB/m).

Site: WZ-AC1	Time: 2023/12/29 - 14:03
Limit: FCC_2.4G_RE(3m)	Engineer: Bob Zhang
Probe: BBHA9120D_1167_1-18GHz	Polarity: Vertical
EUT: ACCESS POINT	Power: By PoE
Test Mode: Transmit by 802.11g at 2457MHz	

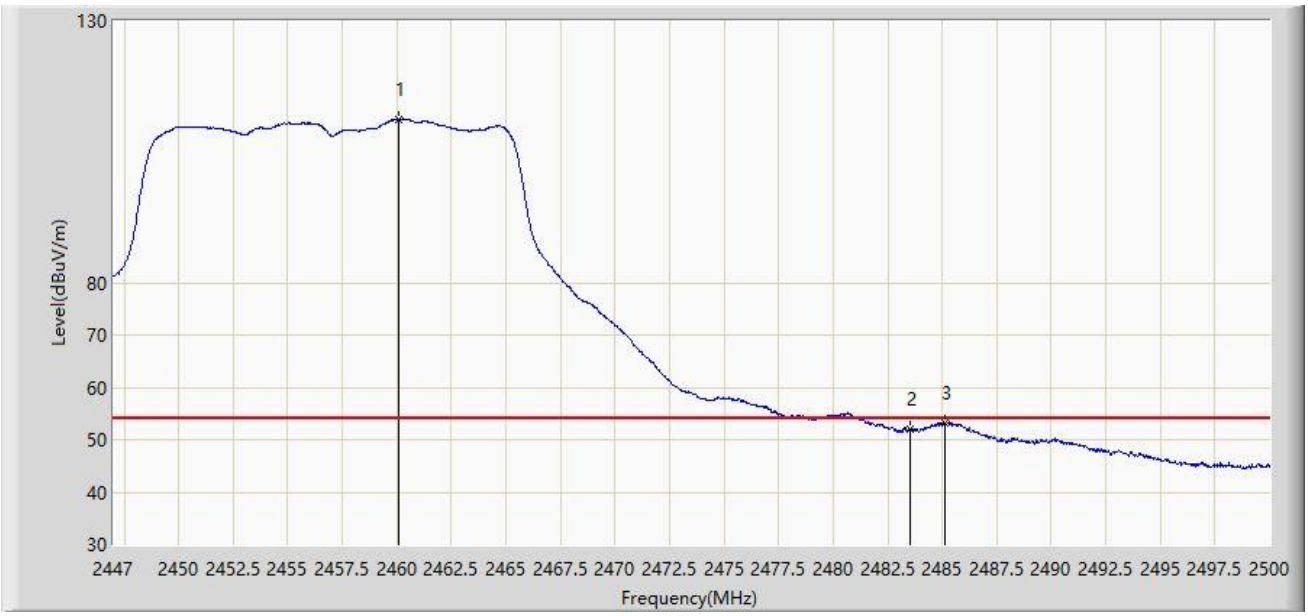

No	Mark	Frequency (MHz)	Measure Level (dBμV/m)	Reading Level (dBμV)	Margin (dB)	Limit (dBμV/m)	Factor (dB/m)	Type
1		2460.117	111.214	79.524	N/A	N/A	31.690	AV
2		2483.500	52.051	20.354	-1.949	54.000	31.696	AV
3	*	2485.134	53.140	21.444	-0.860	54.000	31.696	AV

Note 1: " * ", means this data is the worst emission level.

Note 2: Measure Level (dBμV/m) = Reading Level (dBμV) + Factor (dB/m).

Note 3: Factor (dB/m) = Cable Loss (dB) + Antenna Factor (dB/m).

Site: WZ-AC1	Time: 2023/12/04 - 23:50
Limit: FCC_2.4G_RE(3m)	Engineer: Frank Xue
Probe: BBHA9120D_1167_1-18GHz	Polarity: Horizontal
EUT: ACCESS POINT	Power: By PoE
Test Mode: Transmit by 802.11g at 2462MHz	

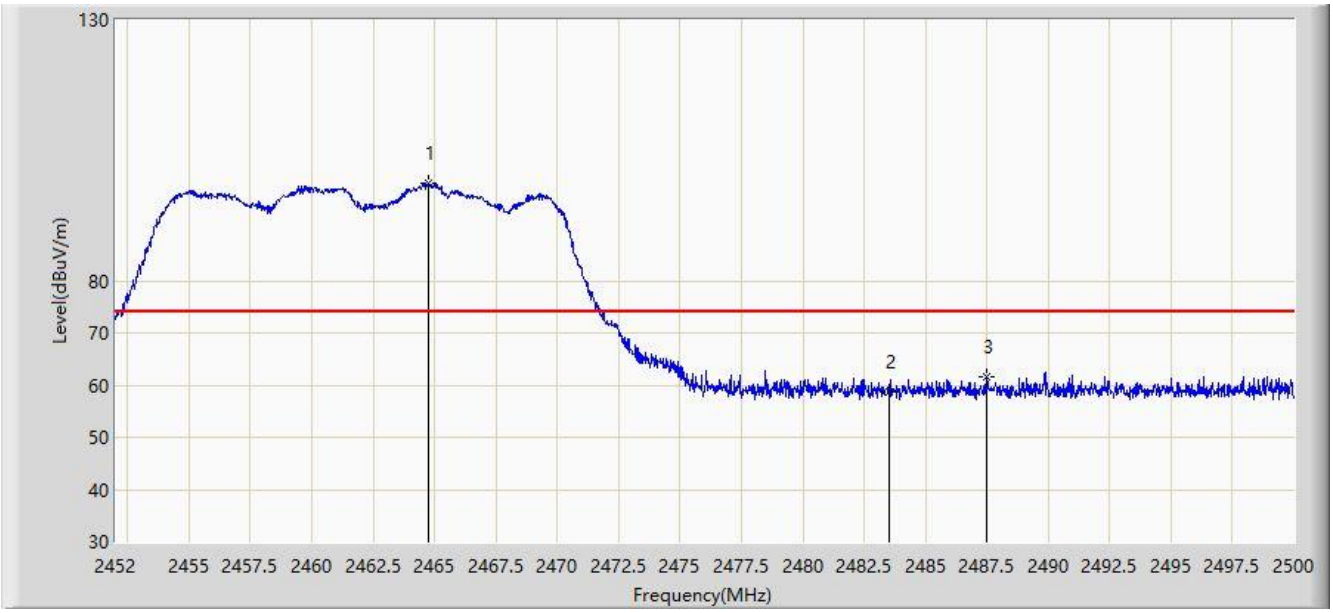

No	Mark	Frequency (MHz)	Measure Level (dBμV/m)	Reading Level (dBμV)	Margin (dB)	Limit (dBμV/m)	Factor (dB/m)	Type
1		2464.744	98.588	67.364	N/A	N/A	31.225	PK
2		2483.500	58.747	27.521	-15.253	74.000	31.226	PK
3	*	2487.496	61.616	30.387	-12.384	74.000	31.229	PK

Note 1: " * ", means this data is the worst emission level.

Note 2: Measure Level (dBμV/m) = Reading Level (dBμV) + Factor (dB/m).

Note 3: Factor (dB/m) = Cable Loss (dB) + Antenna Factor (dB/m).

Site: WZ-AC1	Time: 2023/12/04 - 23:52
Limit: FCC_2.4G_RE(3m)	Engineer: Frank Xue
Probe: BBHA9120D_1167_1-18GHz	Polarity: Horizontal
EUT: ACCESS POINT	Power: By PoE
Test Mode: Transmit by 802.11g at 2462MHz	

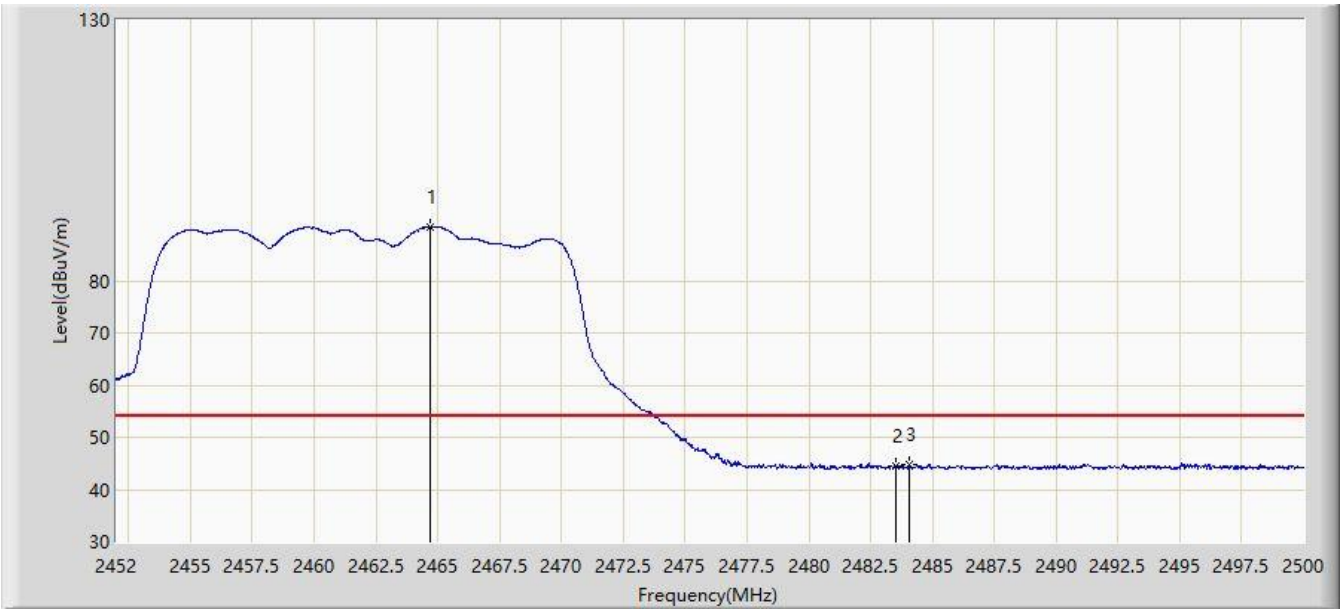

No	Mark	Frequency (MHz)	Measure Level (dBμV/m)	Reading Level (dBμV)	Margin (dB)	Limit (dBμV/m)	Factor (dB/m)	Type
1		2464.672	90.411	59.187	N/A	N/A	31.225	AV
2		2483.500	44.393	13.167	-9.607	54.000	31.226	AV
3	*	2484.088	44.640	13.413	-9.360	54.000	31.227	AV

Note 1: " * ", means this data is the worst emission level.

Note 2: Measure Level (dBμV/m) = Reading Level (dBμV) + Factor (dB/m).

Note 3: Factor (dB/m) = Cable Loss (dB) + Antenna Factor (dB/m).

Site: WZ-AC1	Time: 2023/12/04 - 23:48
Limit: FCC_2.4G_RE(3m)	Engineer: Frank Xue
Probe: BBHA9120D_1167_1-18GHz	Polarity: Vertical
EUT: ACCESS POINT	Power: By PoE
Test Mode: Transmit by 802.11g at 2462MHz	

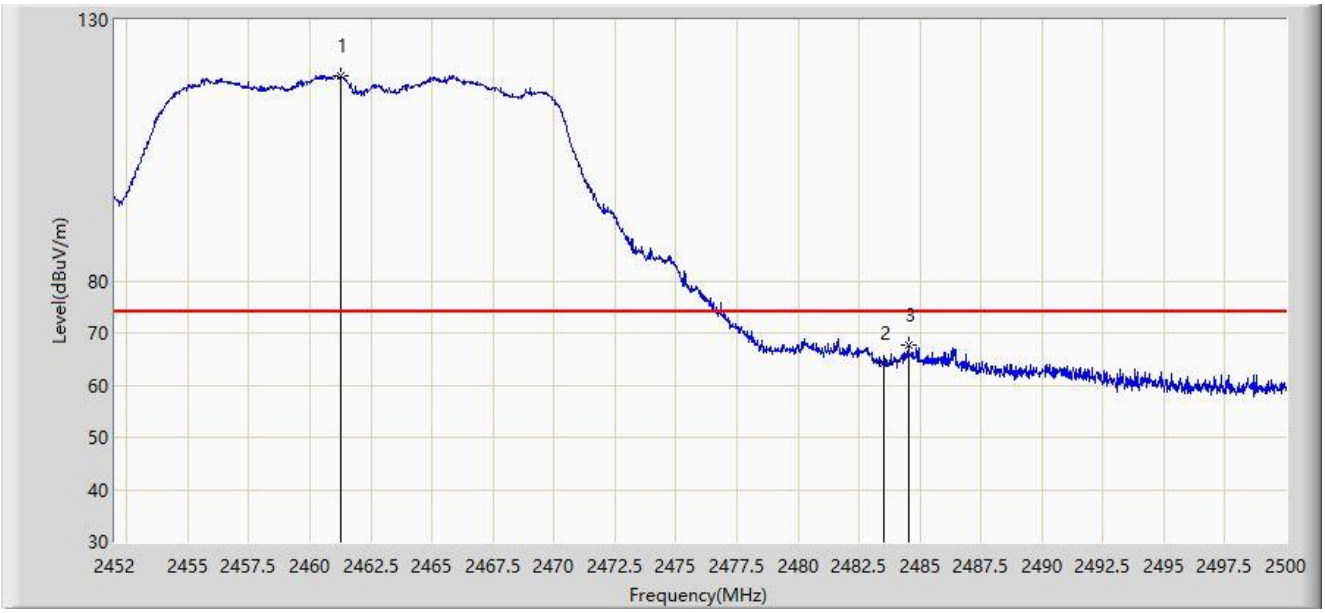

No	Mark	Frequency (MHz)	Measure Level (dBμV/m)	Reading Level (dBμV)	Margin (dB)	Limit (dBμV/m)	Factor (dB/m)	Type
1		2461.240	119.326	88.100	N/A	N/A	31.226	PK
2		2483.500	64.255	33.029	-9.745	74.000	31.226	PK
3	*	2484.520	67.821	36.594	-6.179	74.000	31.227	PK

Note 1: " * ", means this data is the worst emission level.

Note 2: Measure Level (dBμV/m) = Reading Level (dBμV) + Factor (dB/m).

Note 3: Factor (dB/m) = Cable Loss (dB) + Antenna Factor (dB/m).

Site: WZ-AC1	Time: 2023/12/04 - 23:46
Limit: FCC_2.4G_RE(3m)	Engineer: Frank Xue
Probe: BBHA9120D_1167_1-18GHz	Polarity: Vertical
EUT: ACCESS POINT	Power: By PoE
Test Mode: Transmit by 802.11g at 2462MHz	

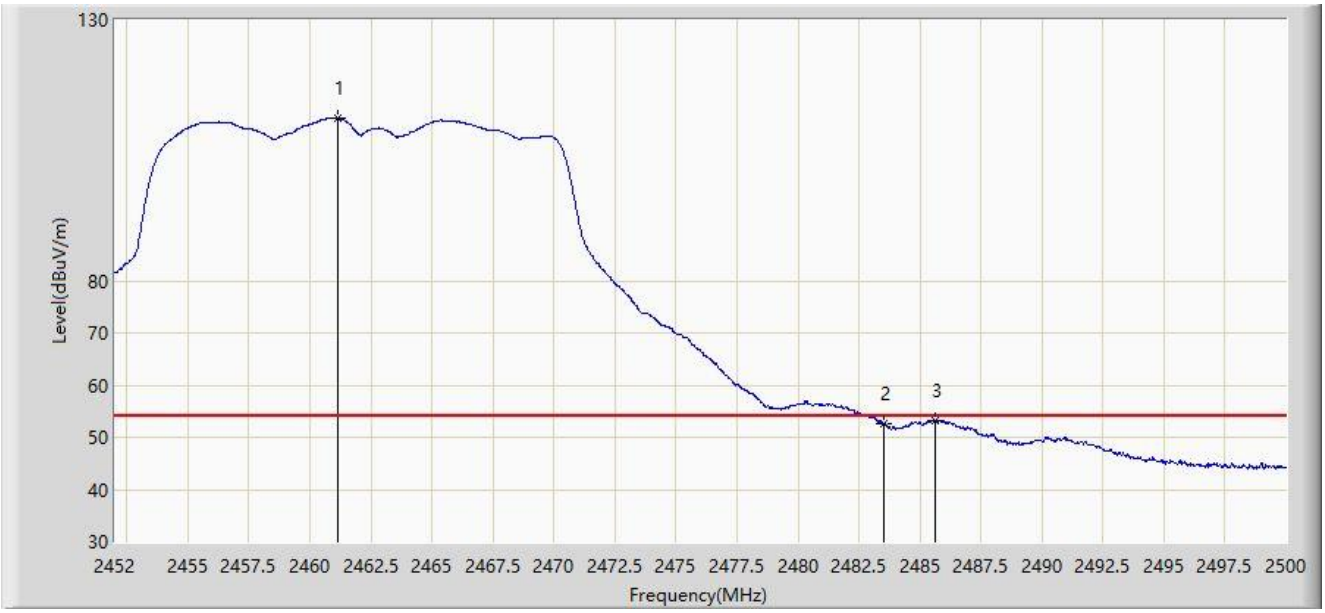

No	Mark	Frequency (MHz)	Measure Level (dBμV/m)	Reading Level (dBμV)	Margin (dB)	Limit (dBμV/m)	Factor (dB/m)	Type
1		2461.168	111.228	80.002	N/A	N/A	31.226	AV
2		2483.500	52.654	21.428	-1.346	54.000	31.226	AV
3	*	2485.624	53.303	22.075	-0.697	54.000	31.228	AV

Note 1: " * ", means this data is the worst emission level.

Note 2: Measure Level (dBμV/m) = Reading Level (dBμV) + Factor (dB/m).

Note 3: Factor (dB/m) = Cable Loss (dB) + Antenna Factor (dB/m).

Site: WZ-AC1	Time: 2023/12/05 - 00:20
Limit: FCC_2.4G_RE(3m)	Engineer: Frank Xue
Probe: BBHA9120D_1167_1-18GHz	Polarity: Horizontal
EUT: ACCESS POINT	Power: By PoE
Test Mode: Transmit by 802.11n-HT20 at 2412MHz	

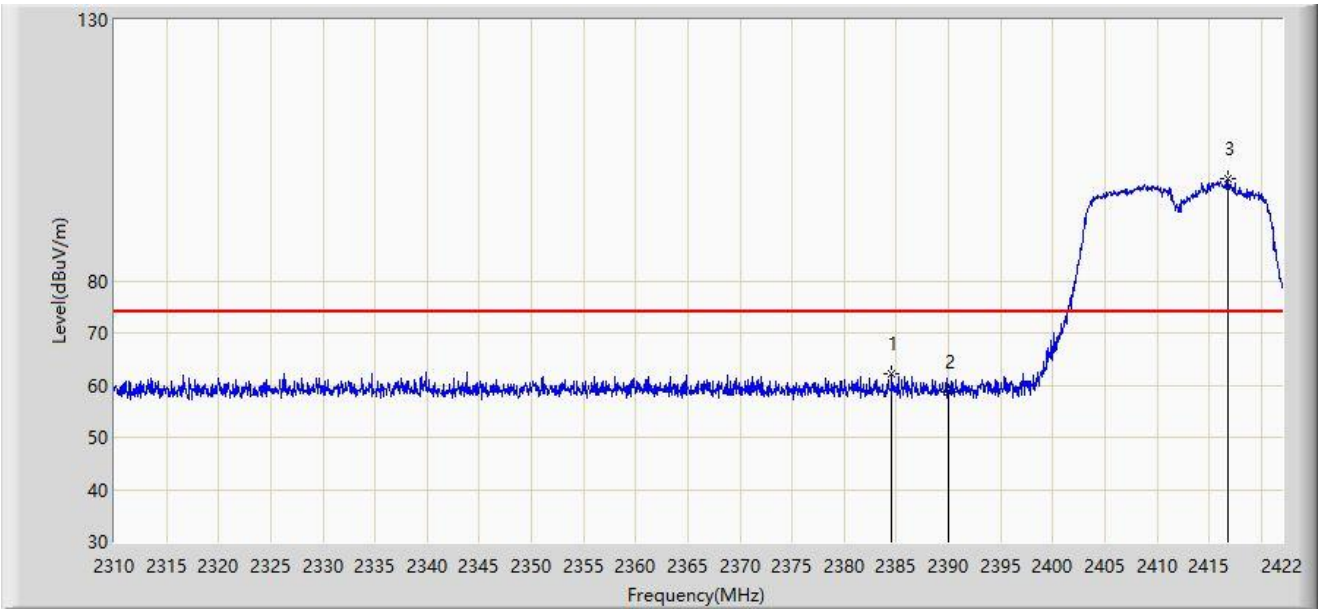

No	Mark	Frequency (MHz)	Measure Level (dBμV/m)	Reading Level (dBμV)	Margin (dB)	Limit (dBμV/m)	Factor (dB/m)	Type
1	*	2384.592	62.189	30.931	-11.811	74.000	31.258	PK
2		2390.000	58.825	27.571	-15.175	74.000	31.254	PK
3		2416.848	99.422	68.172	N/A	N/A	31.249	PK

Note 1: " * ", means this data is the worst emission level.

Note 2: Measure Level (dBμV/m) = Reading Level (dBμV) + Factor (dB/m).

Note 3: Factor (dB/m) = Cable Loss (dB) + Antenna Factor (dB/m).

Site: WZ-AC1	Time: 2023/12/05 - 00:22
Limit: FCC_2.4G_RE(3m)	Engineer: Frank Xue
Probe: BBHA9120D_1167_1-18GHz	Polarity: Horizontal
EUT: ACCESS POINT	Power: By PoE
Test Mode: Transmit by 802.11n-HT20 at 2412MHz	

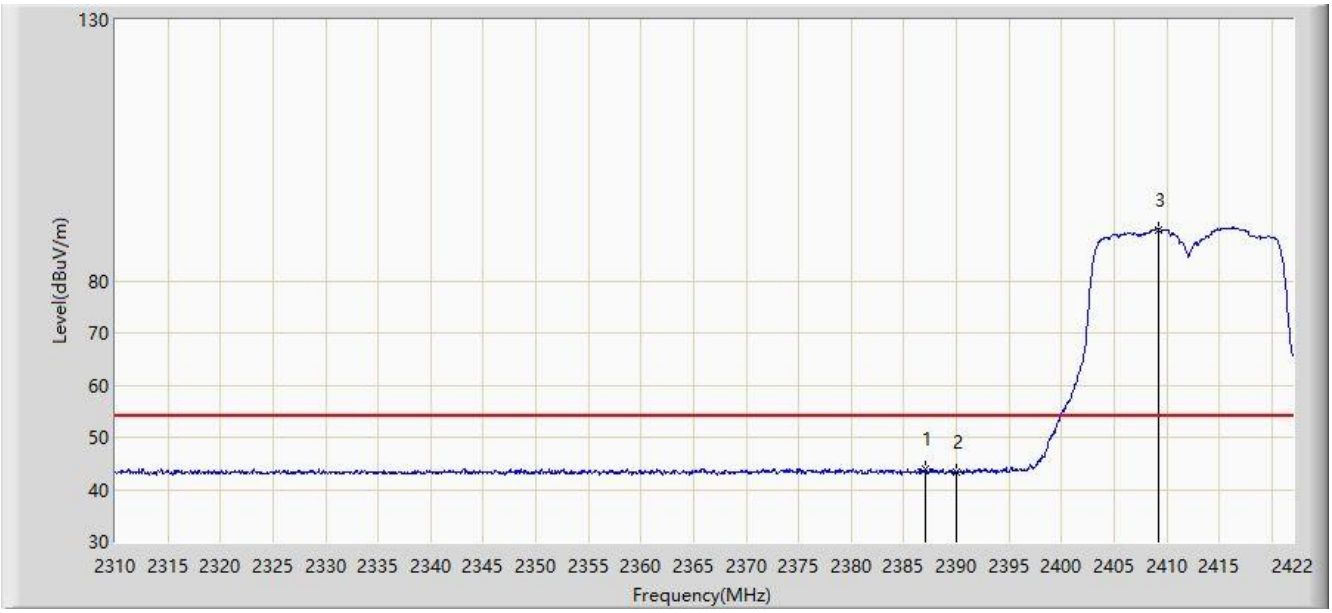

No	Mark	Frequency (MHz)	Measure Level (dBμV/m)	Reading Level (dBμV)	Margin (dB)	Limit (dBμV/m)	Factor (dB/m)	Type
1	*	2387.112	44.014	12.758	-9.986	54.000	31.256	AV
2		2390.000	43.318	12.064	-10.682	54.000	31.254	AV
3		2409.232	89.836	58.582	N/A	N/A	31.254	AV

Note 1: " * ", means this data is the worst emission level.

Note 2: Measure Level (dBμV/m) = Reading Level (dBμV) + Factor (dB/m).

Note 3: Factor (dB/m) = Cable Loss (dB) + Antenna Factor (dB/m).

Site: WZ-AC1	Time: 2023/12/05 - 00:27
Limit: FCC_2.4G_RE(3m)	Engineer: Frank Xue
Probe: BBHA9120D_1167_1-18GHz	Polarity: Vertical
EUT: ACCESS POINT	Power: By PoE
Test Mode: Transmit by 802.11n-HT20 at 2412MHz	

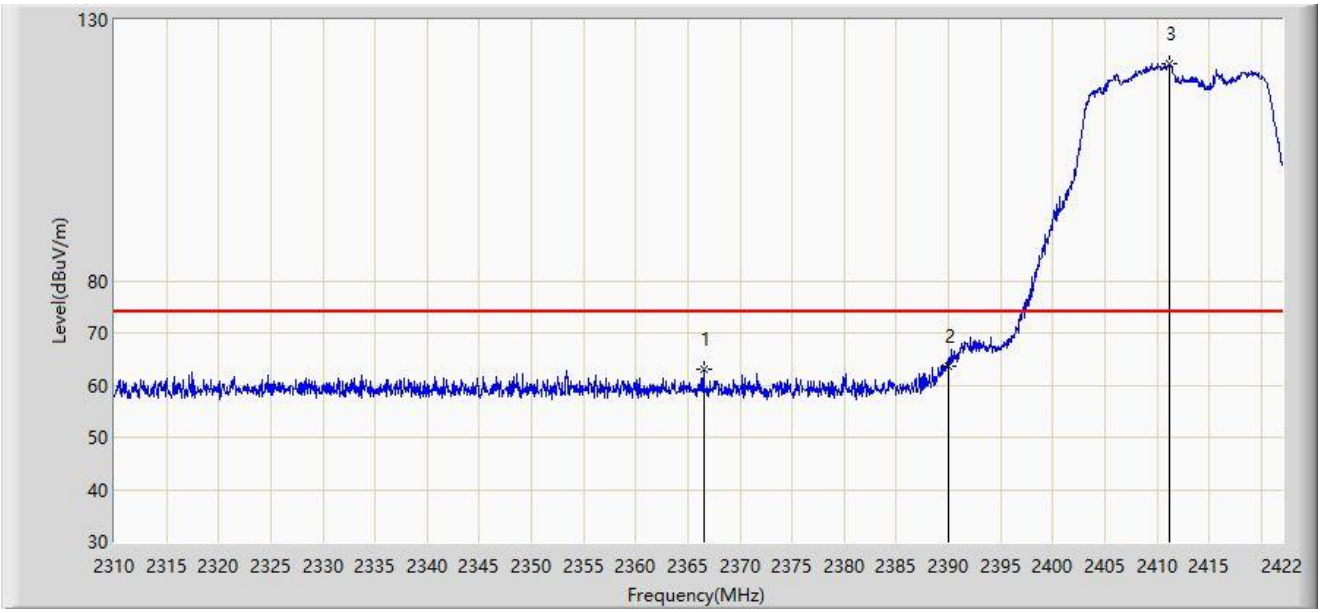

No	Mark	Frequency (MHz)	Measure Level (dBμV/m)	Reading Level (dBμV)	Margin (dB)	Limit (dBμV/m)	Factor (dB/m)	Type
1		2366.504	62.998	31.676	-11.002	74.000	31.321	PK
2	*	2390.000	63.605	32.351	-10.395	74.000	31.254	PK
3		2411.192	121.502	90.249	N/A	N/A	31.254	PK

Note 1: " * ", means this data is the worst emission level.

Note 2: Measure Level (dBμV/m) = Reading Level (dBμV) + Factor (dB/m).

Note 3: Factor (dB/m) = Cable Loss (dB) + Antenna Factor (dB/m).

Site: WZ-AC1	Time: 2023/12/05 - 00:28
Limit: FCC_2.4G_RE(3m)	Engineer: Frank Xue
Probe: BBHA9120D_1167_1-18GHz	Polarity: Vertical
EUT: ACCESS POINT	Power: By PoE
Test Mode: Transmit by 802.11n-HT20 at 2412MHz	

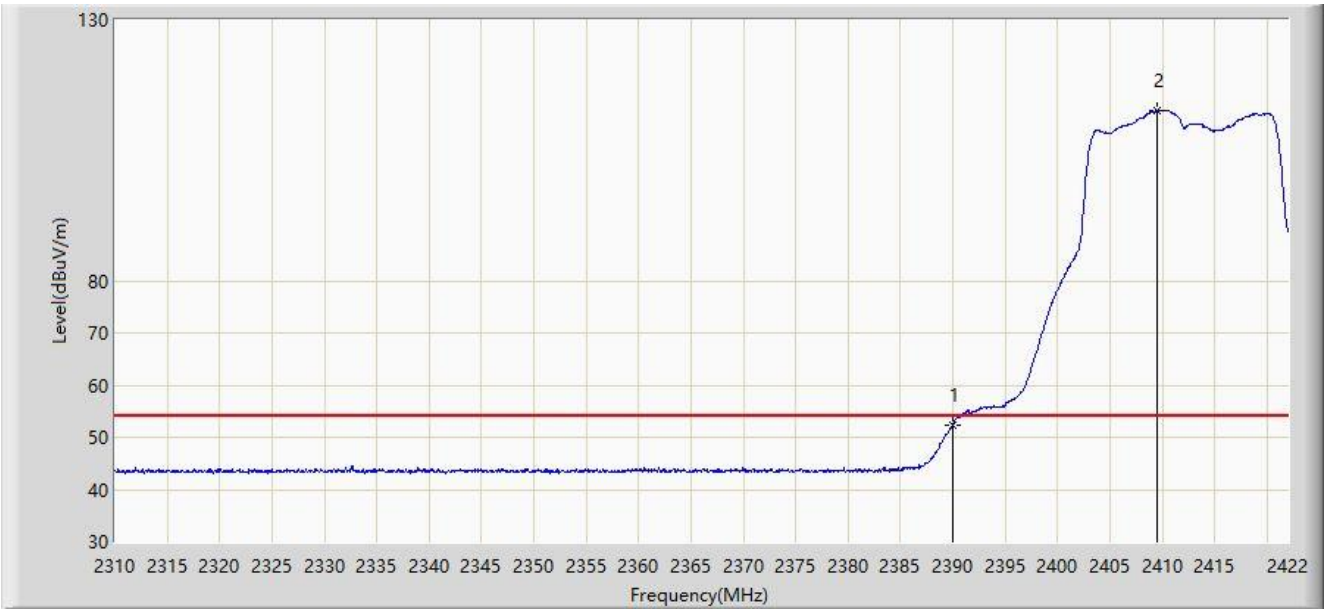

No	Mark	Frequency (MHz)	Measure Level (dBμV/m)	Reading Level (dBμV)	Margin (dB)	Limit (dBμV/m)	Factor (dB/m)	Type
1	*	2390.000	52.342	21.088	-1.658	54.000	31.254	AV
2		2409.568	112.482	81.228	N/A	N/A	31.254	AV

Note 1: " * ", means this data is the worst emission level.

Note 2: Measure Level (dBμV/m) = Reading Level (dBμV) + Factor (dB/m).

Note 3: Factor (dB/m) = Cable Loss (dB) + Antenna Factor (dB/m).

Site: WZ-AC1	Time: 2023/12/29 - 14:07
Limit: FCC_2.4G_RE(3m)	Engineer: Bob Zhang
Probe: BBHA9120D_1167_1-18GHz	Polarity: Vertical
EUT: ACCESS POINT	Power: By PoE
Test Mode: Transmit by 802.11n-HT20 at 2457MHz	

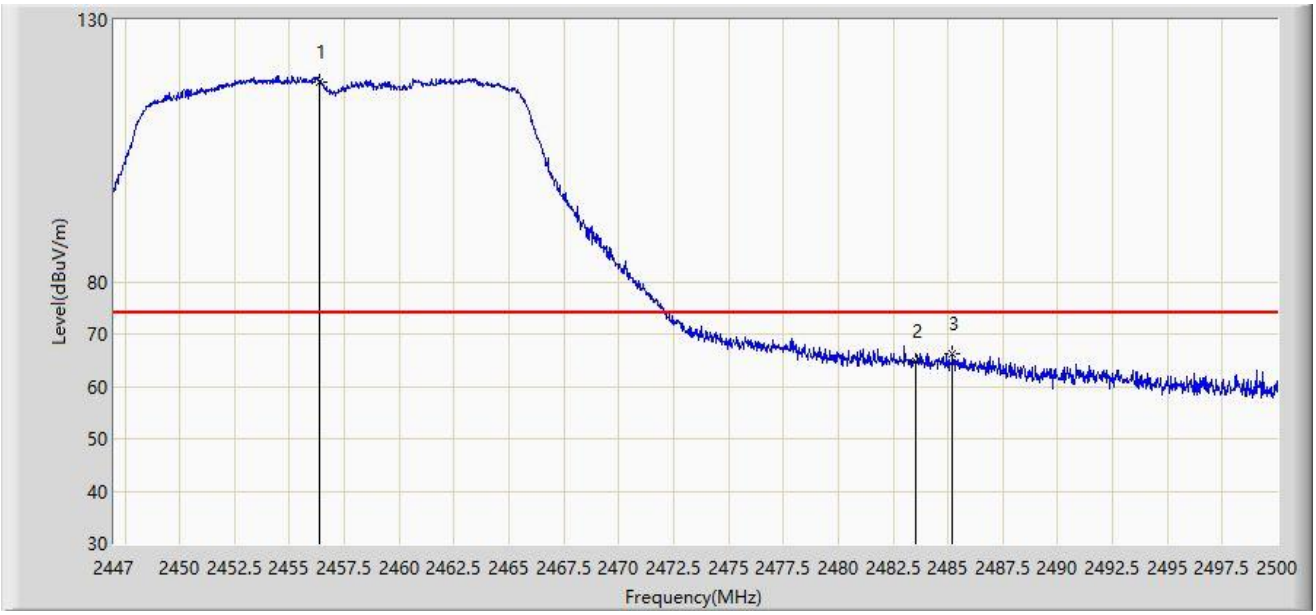

No	Mark	Frequency (MHz)	Measure Level (dBμV/m)	Reading Level (dBμV)	Margin (dB)	Limit (dBμV/m)	Factor (dB/m)	Type
1		2456.381	118.246	86.555	N/A	N/A	31.691	PK
2		2483.500	64.848	33.151	-9.152	74.000	31.696	PK
3	*	2485.213	66.255	34.559	-7.745	74.000	31.696	PK

Note 1: " * ", means this data is the worst emission level.

Note 2: Measure Level (dBμV/m) = Reading Level (dBμV) + Factor (dB/m).

Note 3: Factor (dB/m) = Cable Loss (dB) + Antenna Factor (dB/m).

Site: WZ-AC1	Time: 2023/12/29 - 14:09
Limit: FCC_2.4G_RE(3m)	Engineer: Bob Zhang
Probe: BBHA9120D_1167_1-18GHz	Polarity: Vertical
EUT: ACCESS POINT	Power: By PoE
Test Mode: Transmit by 802.11n-HT20 at 2457MHz	

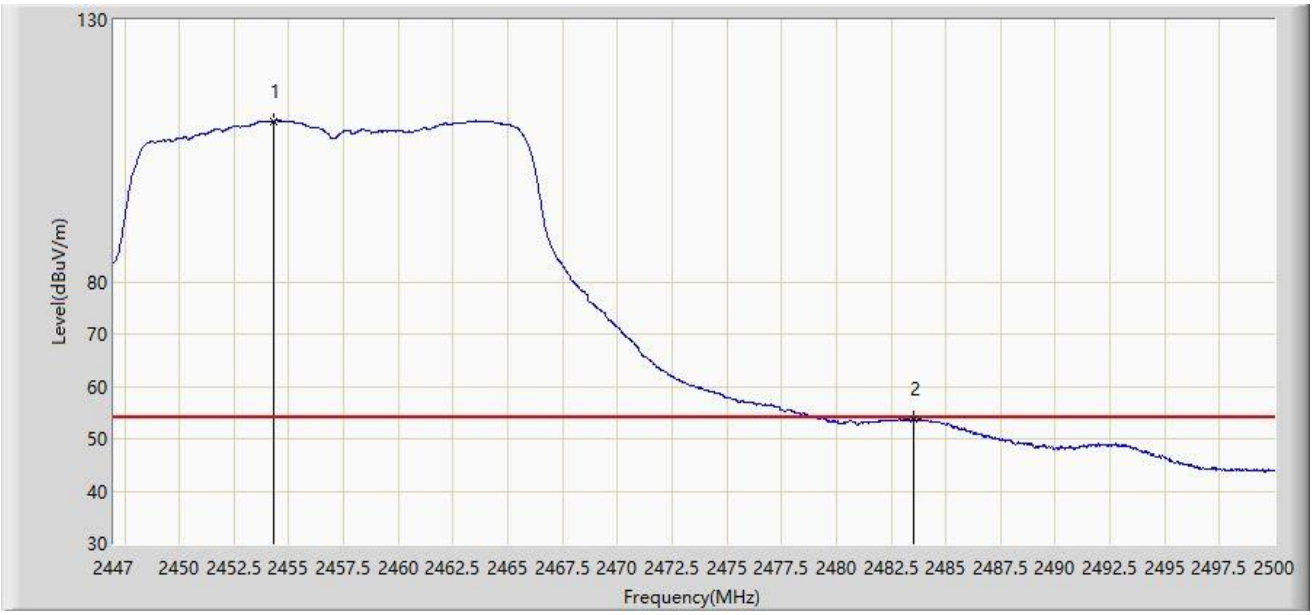

No	Mark	Frequency (MHz)	Measure Level (dBμV/m)	Reading Level (dBμV)	Margin (dB)	Limit (dBμV/m)	Factor (dB/m)	Type
1		2454.314	110.694	79.000	N/A	N/A	31.694	AV
2	*	2483.500	53.700	22.003	-0.300	54.000	31.696	AV

Note 1: " * ", means this data is the worst emission level.

Note 2: Measure Level (dBμV/m) = Reading Level (dBμV) + Factor (dB/m).

Note 3: Factor (dB/m) = Cable Loss (dB) + Antenna Factor (dB/m).

Site: WZ-AC1	Time: 2023/12/05 - 01:01
Limit: FCC_2.4G_RE(3m)	Engineer: Frank Xue
Probe: BBHA9120D_1167_1-18GHz	Polarity: Horizontal
EUT: ACCESS POINT	Power: By PoE
Test Mode: Transmit by 802.11n-HT20 at 2462MHz	

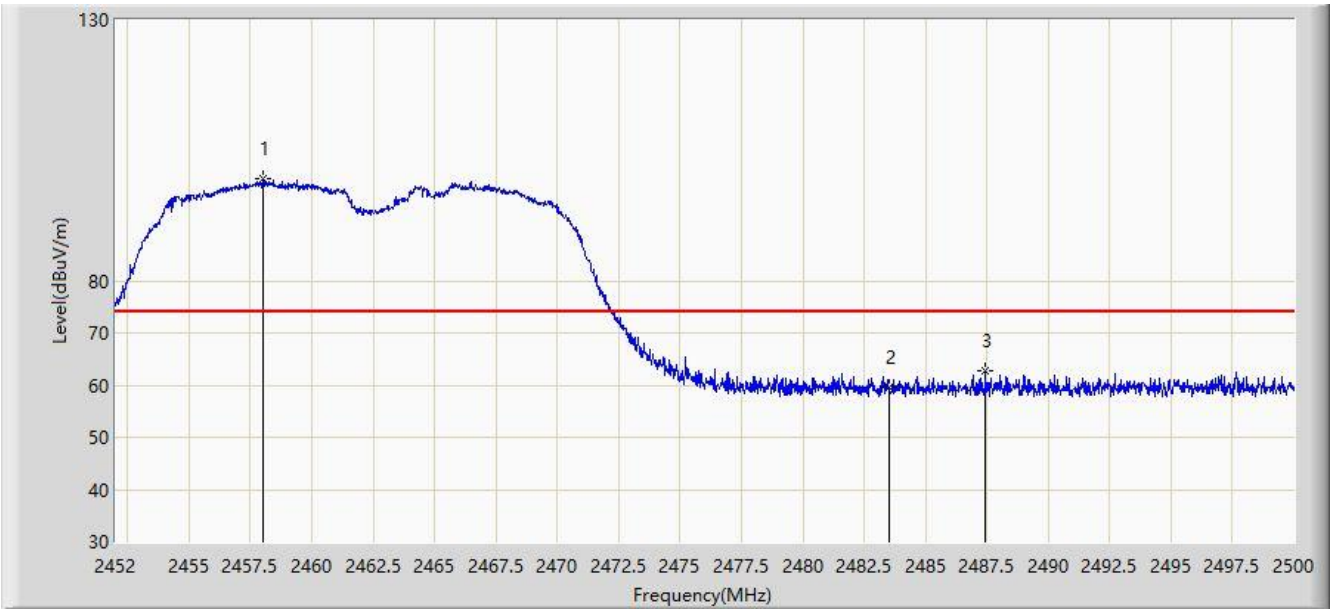

No	Mark	Frequency (MHz)	Measure Level (dBμV/m)	Reading Level (dBμV)	Margin (dB)	Limit (dBμV/m)	Factor (dB/m)	Type
1		2458.024	99.519	68.291	N/A	N/A	31.229	PK
2		2483.500	59.480	28.254	-14.520	74.000	31.226	PK
3	*	2487.448	62.635	31.406	-11.365	74.000	31.229	PK

Note 1: " * ", means this data is the worst emission level.

Note 2: Measure Level (dBμV/m) = Reading Level (dBμV) + Factor (dB/m).

Note 3: Factor (dB/m) = Cable Loss (dB) + Antenna Factor (dB/m).

Site: WZ-AC1	Time: 2023/12/05 - 01:03
Limit: FCC_2.4G_RE(3m)	Engineer: Frank Xue
Probe: BBHA9120D_1167_1-18GHz	Polarity: Horizontal
EUT: ACCESS POINT	Power: By PoE
Test Mode: Transmit by 802.11n-HT20 at 2462MHz	

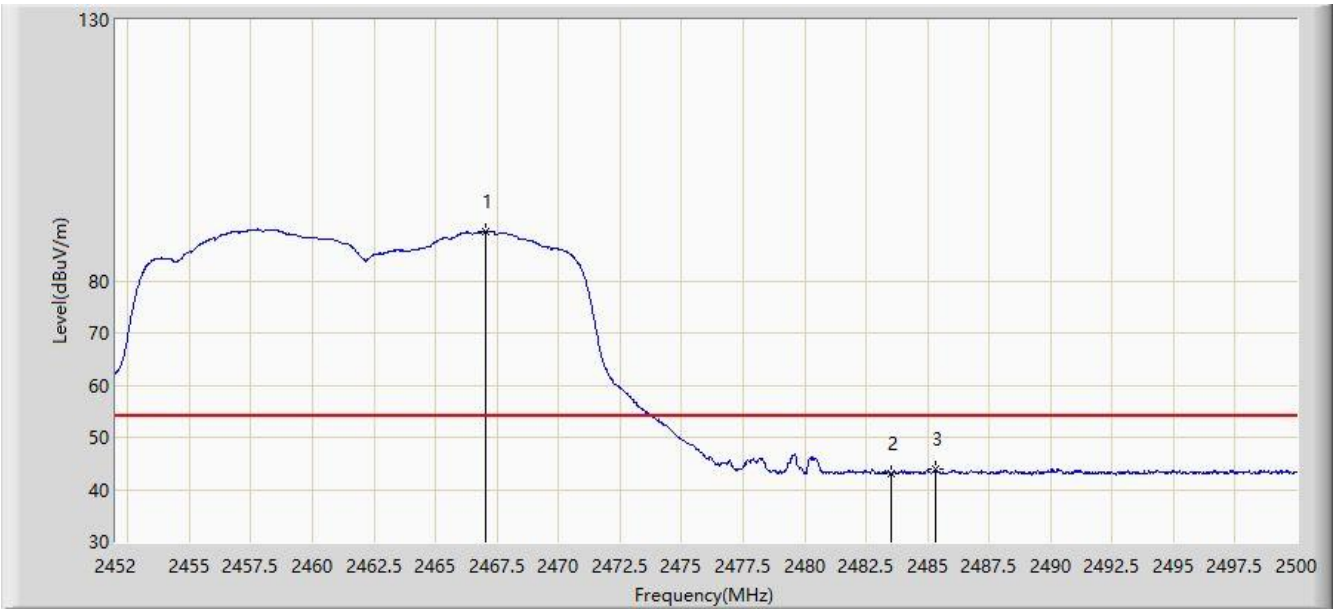

No	Mark	Frequency (MHz)	Measure Level (dBμV/m)	Reading Level (dBμV)	Margin (dB)	Limit (dBμV/m)	Factor (dB/m)	Type
1		2467.048	89.490	58.266	N/A	N/A	31.224	AV
2		2483.500	43.148	11.922	-10.852	54.000	31.226	AV
3	*	2485.312	43.816	12.588	-10.184	54.000	31.228	AV

Note 1: " * ", means this data is the worst emission level.

Note 2: Measure Level (dBμV/m) = Reading Level (dBμV) + Factor (dB/m).

Note 3: Factor (dB/m) = Cable Loss (dB) + Antenna Factor (dB/m).

Site: WZ-AC1	Time: 2023/12/05 - 00:57
Limit: FCC_2.4G_RE(3m)	Engineer: Frank Xue
Probe: BBHA9120D_1167_1-18GHz	Polarity: Vertical
EUT: ACCESS POINT	Power: By PoE
Test Mode: Transmit by 802.11n-HT20 at 2462MHz	

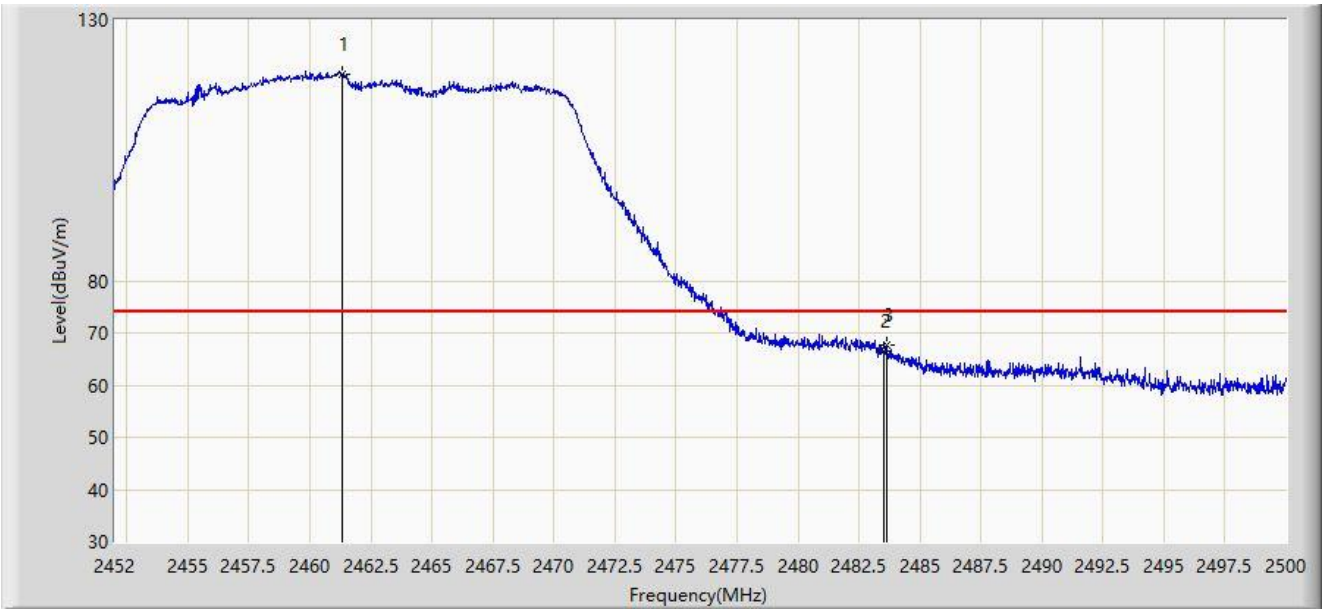

No	Mark	Frequency (MHz)	Measure Level (dBμV/m)	Reading Level (dBμV)	Margin (dB)	Limit (dBμV/m)	Factor (dB/m)	Type
1		2461.336	119.674	88.448	N/A	N/A	31.226	PK
2		2483.500	66.445	35.219	-7.555	74.000	31.226	PK
3	*	2483.632	67.723	36.497	-6.277	74.000	31.226	PK

Note 1: " * ", means this data is the worst emission level.

Note 2: Measure Level (dBμV/m) = Reading Level (dBμV) + Factor (dB/m).

Note 3: Factor (dB/m) = Cable Loss (dB) + Antenna Factor (dB/m).

Site: WZ-AC1	Time: 2023/12/05 - 00:54
Limit: FCC_2.4G_RE(3m)	Engineer: Frank Xue
Probe: BBHA9120D_1167_1-18GHz	Polarity: Vertical
EUT: ACCESS POINT	Power: By PoE
Test Mode: Transmit by 802.11n-HT20 at 2462MHz	

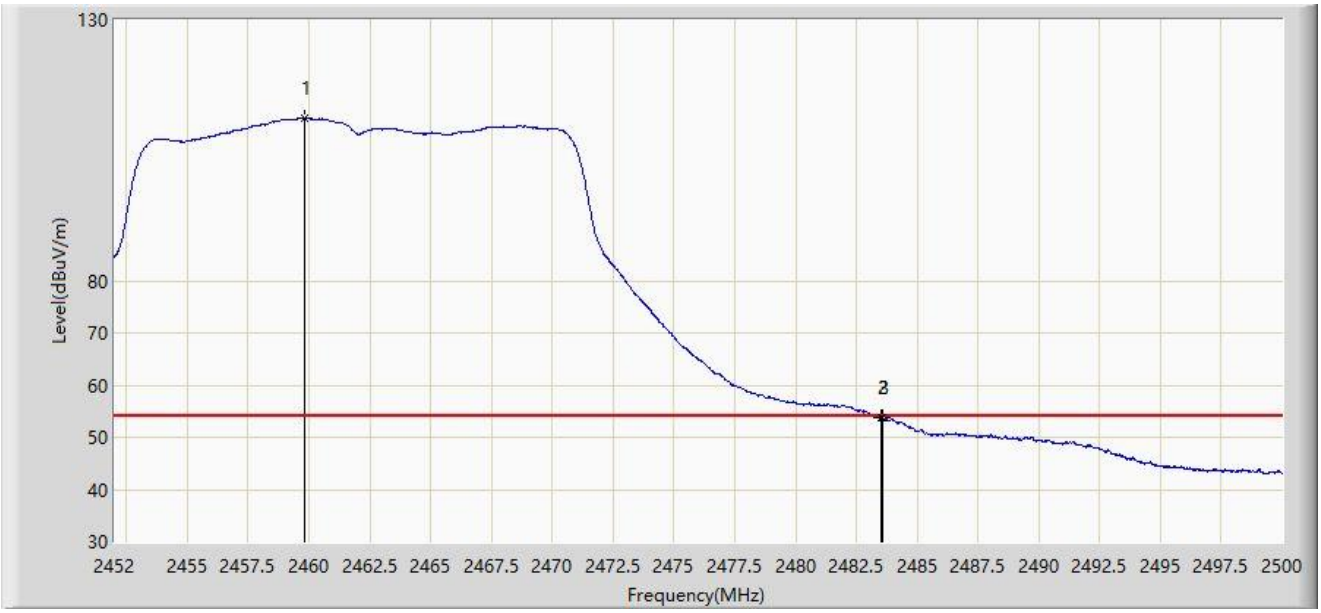

No	Mark	Frequency (MHz)	Measure Level (dBμV/m)	Reading Level (dBμV)	Margin (dB)	Limit (dBμV/m)	Factor (dB/m)	Type
1		2459.824	111.158	79.931	N/A	N/A	31.227	AV
2		2483.500	53.702	22.476	-0.298	54.000	31.226	AV
3	*	2483.584	53.764	22.538	-0.236	54.000	31.226	AV

Note 1: " * ", means this data is the worst emission level.

Note 2: Measure Level (dBμV/m) = Reading Level (dBμV) + Factor (dB/m).

Note 3: Factor (dB/m) = Cable Loss (dB) + Antenna Factor (dB/m).

Site: WZ-AC1	Time: 2023/12/05 - 01:17
Limit: FCC_2.4G_RE(3m)	Engineer: Frank Xue
Probe: BBHA9120D_1167_1-18GHz	Polarity: Horizontal
EUT: ACCESS POINT	Power: By PoE
Test Mode: Transmit by 802.11n-HT40 at 2422MHz	

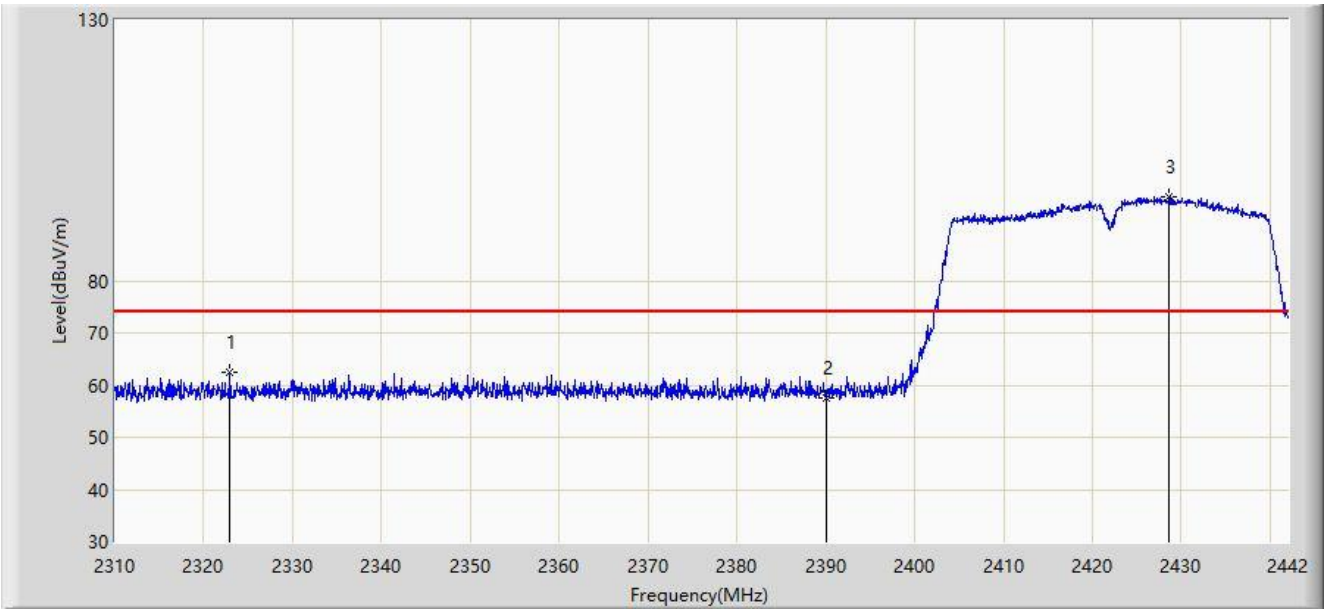

No	Mark	Frequency (MHz)	Measure Level (dBμV/m)	Reading Level (dBμV)	Margin (dB)	Limit (dBμV/m)	Factor (dB/m)	Type
1	*	2322.936	62.331	30.883	-11.669	74.000	31.448	PK
2		2390.000	57.423	26.169	-16.577	74.000	31.254	PK
3		2428.602	96.012	64.789	N/A	N/A	31.223	PK

Note 1: " * ", means this data is the worst emission level.

Note 2: Measure Level (dBμV/m) = Reading Level (dBμV) + Factor (dB/m).

Note 3: Factor (dB/m) = Cable Loss (dB) + Antenna Factor (dB/m).

Site: WZ-AC1	Time: 2023/12/05 - 01:18
Limit: FCC_2.4G_RE(3m)	Engineer: Frank Xue
Probe: BBHA9120D_1167_1-18GHz	Polarity: Horizontal
EUT: ACCESS POINT	Power: By PoE
Test Mode: Transmit by 802.11n-HT40 at 2422MHz	

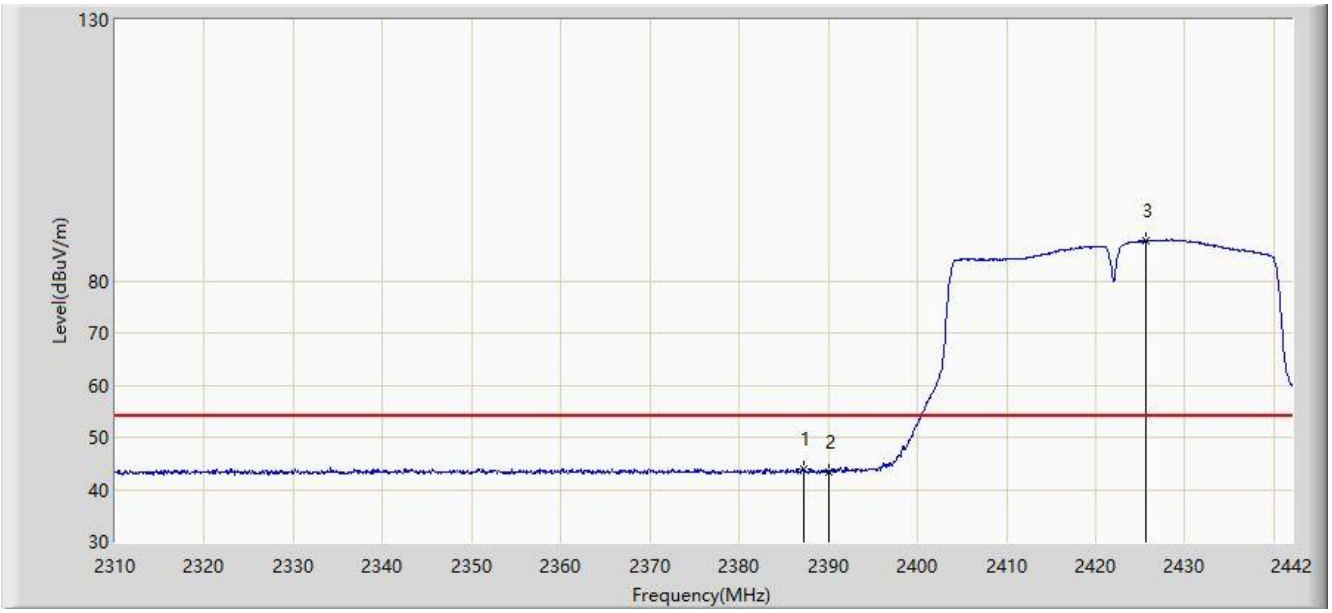

No	Mark	Frequency (MHz)	Measure Level (dBμV/m)	Reading Level (dBμV)	Margin (dB)	Limit (dBμV/m)	Factor (dB/m)	Type
1	*	2387.220	43.833	12.577	-10.167	54.000	31.257	AV
2		2390.000	43.468	12.214	-10.532	54.000	31.254	AV
3		2425.632	87.631	56.400	N/A	N/A	31.230	AV

Note 1: " * ", means this data is the worst emission level.

Note 2: Measure Level (dBμV/m) = Reading Level (dBμV) + Factor (dB/m).

Note 3: Factor (dB/m) = Cable Loss (dB) + Antenna Factor (dB/m).

Site: WZ-AC1	Time: 2023/12/05 - 01:08
Limit: FCC_2.4G_RE(3m)	Engineer: Frank Xue
Probe: BBHA9120D_1167_1-18GHz	Polarity: Vertical
EUT: ACCESS POINT	Power: By PoE
Test Mode: Transmit by 802.11n-HT40 at 2422MHz	

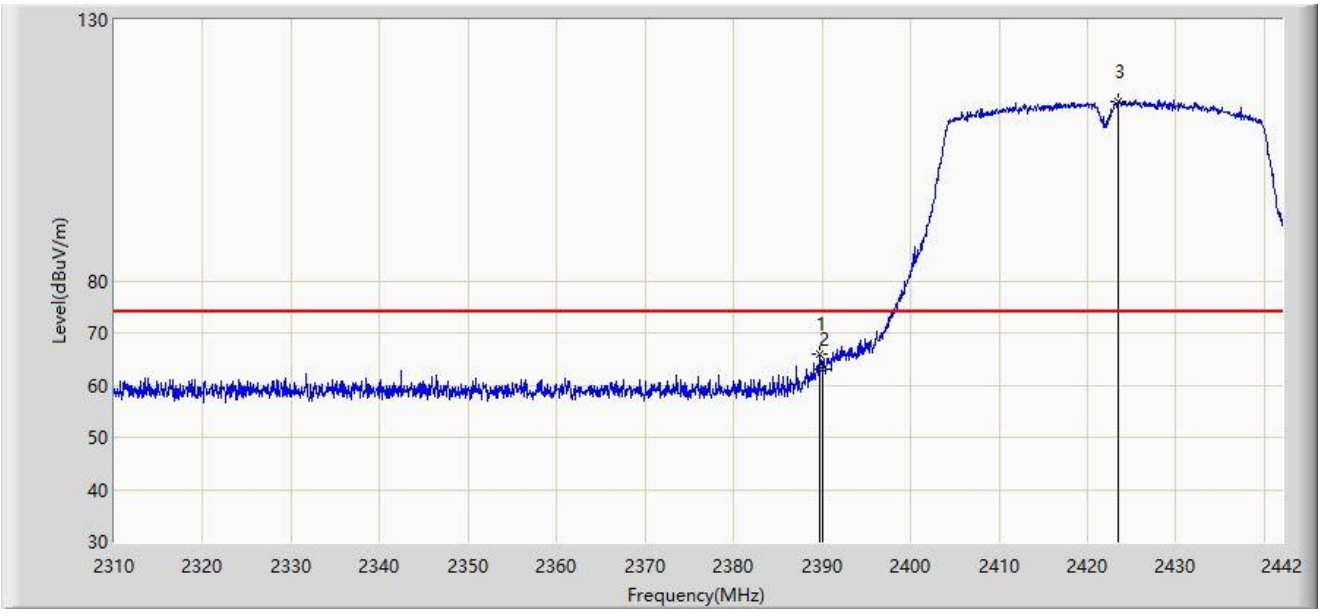

No	Mark	Frequency (MHz)	Measure Level (dBμV/m)	Reading Level (dBμV)	Margin (dB)	Limit (dBμV/m)	Factor (dB/m)	Type
1	*	2389.662	65.823	34.569	-8.177	74.000	31.254	PK
2		2390.000	63.047	31.793	-10.953	74.000	31.254	PK
3		2423.454	114.473	83.236	N/A	N/A	31.238	PK

Note 1: " * ", means this data is the worst emission level.

Note 2: Measure Level (dBμV/m) = Reading Level (dBμV) + Factor (dB/m).

Note 3: Factor (dB/m) = Cable Loss (dB) + Antenna Factor (dB/m).

Site: WZ-AC1	Time: 2023/12/05 - 01:12
Limit: FCC_2.4G_RE(3m)	Engineer: Frank Xue
Probe: BBHA9120D_1167_1-18GHz	Polarity: Vertical
EUT: ACCESS POINT	Power: By PoE
Test Mode: Transmit by 802.11n-HT40 at 2422MHz	

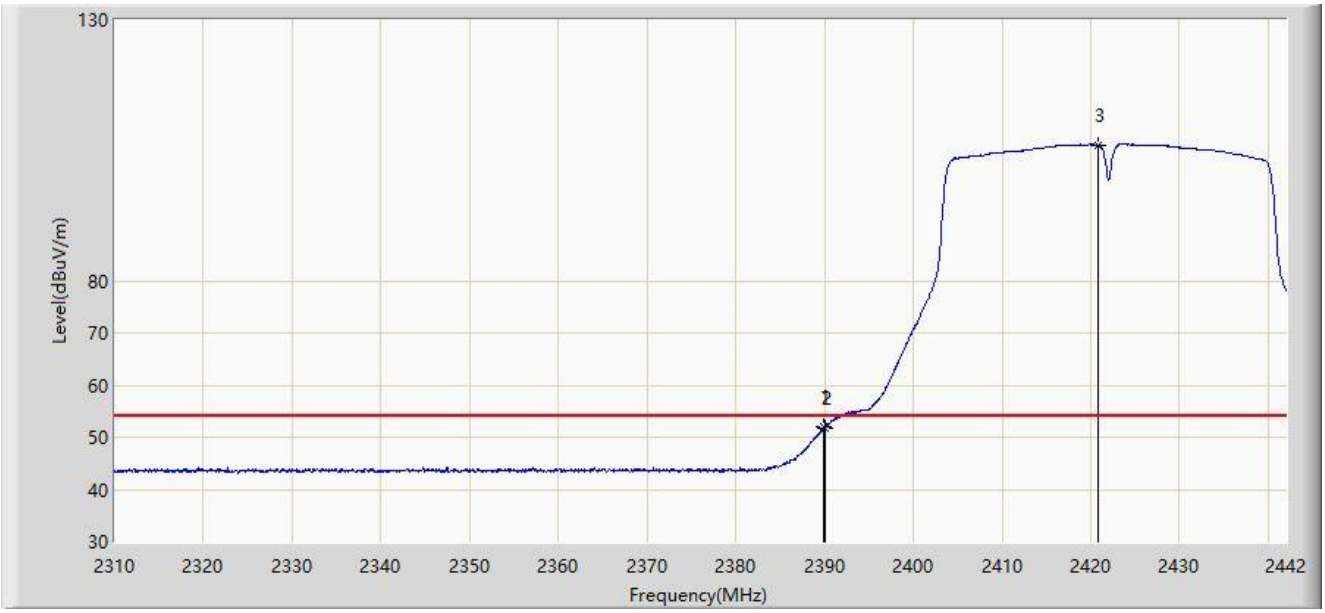

No	Mark	Frequency (MHz)	Measure Level (dBμV/m)	Reading Level (dBμV)	Margin (dB)	Limit (dBμV/m)	Factor (dB/m)	Type
1	*	2389.926	51.972	20.718	-2.028	54.000	31.254	AV
2		2390.000	51.867	20.613	-2.133	54.000	31.254	AV
3		2420.814	105.985	74.740	N/A	N/A	31.246	AV

Note 1: " * ", means this data is the worst emission level.

Note 2: Measure Level (dBμV/m) = Reading Level (dBμV) + Factor (dB/m).

Note 3: Factor (dB/m) = Cable Loss (dB) + Antenna Factor (dB/m).

Site: WZ-AC1	Time: 2023/12/05 - 01:34
Limit: FCC_2.4G_RE(3m)	Engineer: Frank Xue
Probe: BBHA9120D_1167_1-18GHz	Polarity: Horizontal
EUT: ACCESS POINT	Power: By PoE
Test Mode: Transmit by 802.11n-HT40 at 2452MHz	

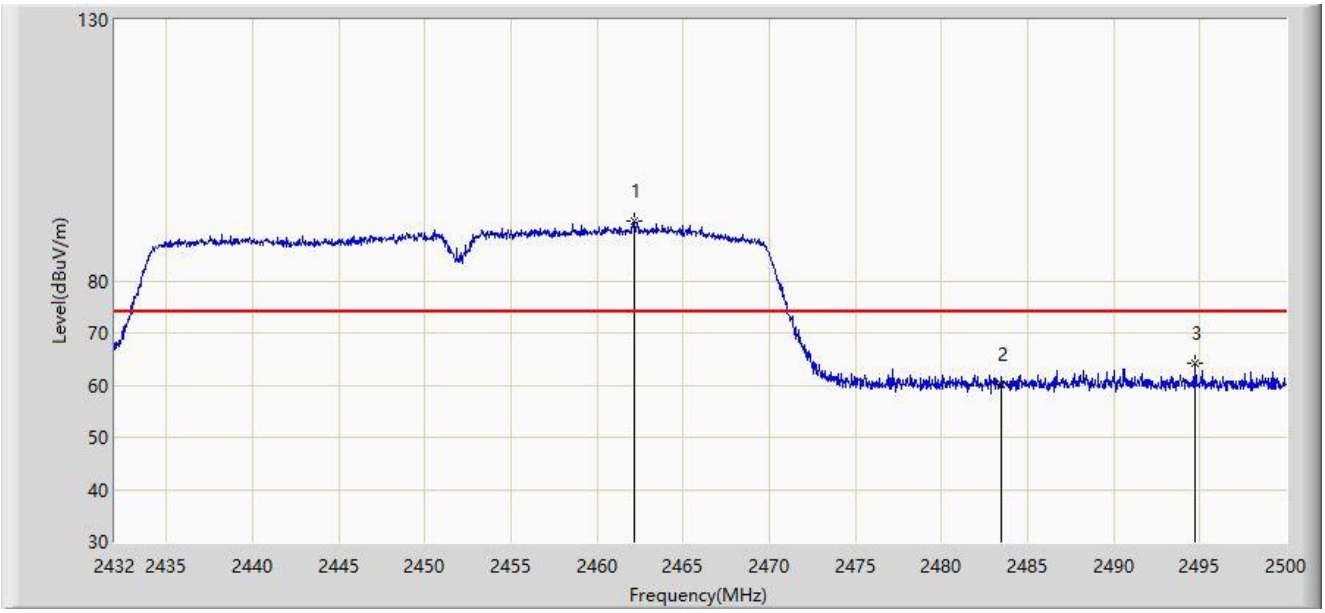

No	Mark	Frequency (MHz)	Measure Level (dBμV/m)	Reading Level (dBμV)	Margin (dB)	Limit (dBμV/m)	Factor (dB/m)	Type
1		2462.124	91.340	60.115	N/A	N/A	31.225	PK
2		2483.500	60.154	28.928	-13.846	74.000	31.226	PK
3	*	2494.730	64.064	32.830	-9.936	74.000	31.234	PK

Note 1: " * ", means this data is the worst emission level.

Note 2: Measure Level (dBμV/m) = Reading Level (dBμV) + Factor (dB/m).

Note 3: Factor (dB/m) = Cable Loss (dB) + Antenna Factor (dB/m).

Site: WZ-AC1	Time: 2023/12/05 - 01:43
Limit: FCC_2.4G_RE(3m)	Engineer: Frank Xue
Probe: BBHA9120D_1167_1-18GHz	Polarity: Horizontal
EUT: ACCESS POINT	Power: By PoE
Test Mode: Transmit by 802.11n-HT40 at 2452MHz	

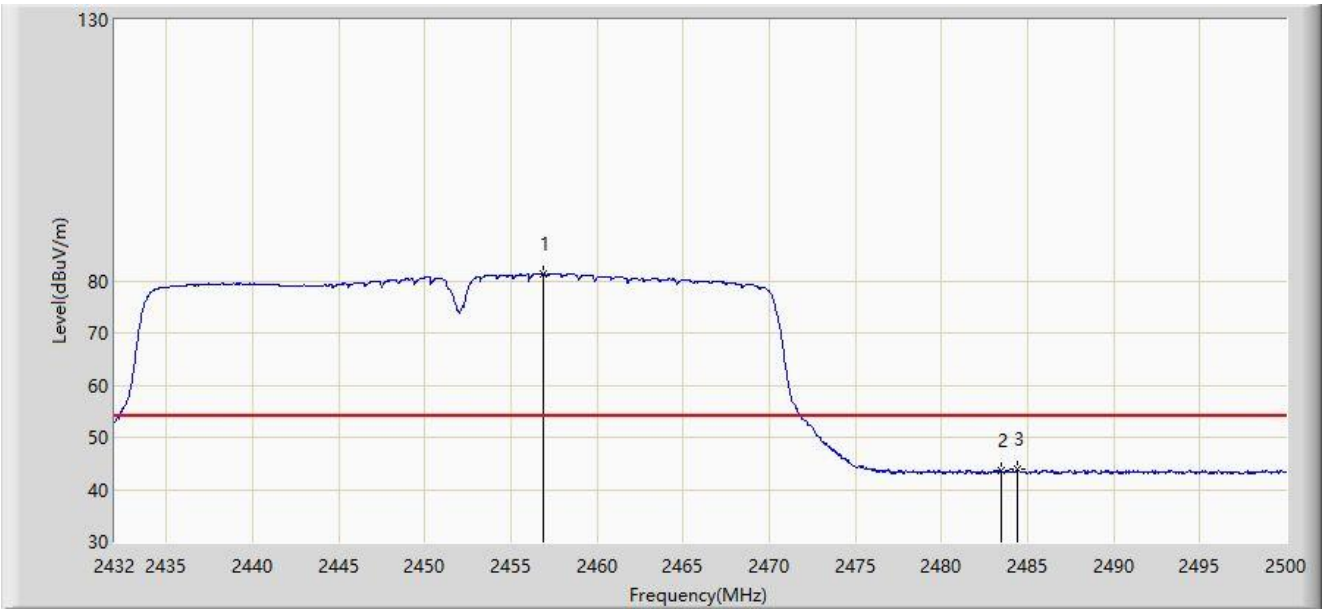

No	Mark	Frequency (MHz)	Measure Level (dBμV/m)	Reading Level (dBμV)	Margin (dB)	Limit (dBμV/m)	Factor (dB/m)	Type
1		2456.854	81.273	50.044	N/A	N/A	31.229	AV
2		2483.500	43.521	12.295	-10.479	54.000	31.226	AV
3	*	2484.428	43.929	12.702	-10.071	54.000	31.227	AV

Note 1: " * ", means this data is the worst emission level.

Note 2: Measure Level (dBμV/m) = Reading Level (dBμV) + Factor (dB/m).

Note 3: Factor (dB/m) = Cable Loss (dB) + Antenna Factor (dB/m).

Site: WZ-AC1	Time: 2023/12/05 - 01:32
Limit: FCC_2.4G_RE(3m)	Engineer: Frank Xue
Probe: BBHA9120D_1167_1-18GHz	Polarity: Vertical
EUT: ACCESS POINT	Power: By PoE
Test Mode: Transmit by 802.11n-HT40 at 2452MHz	

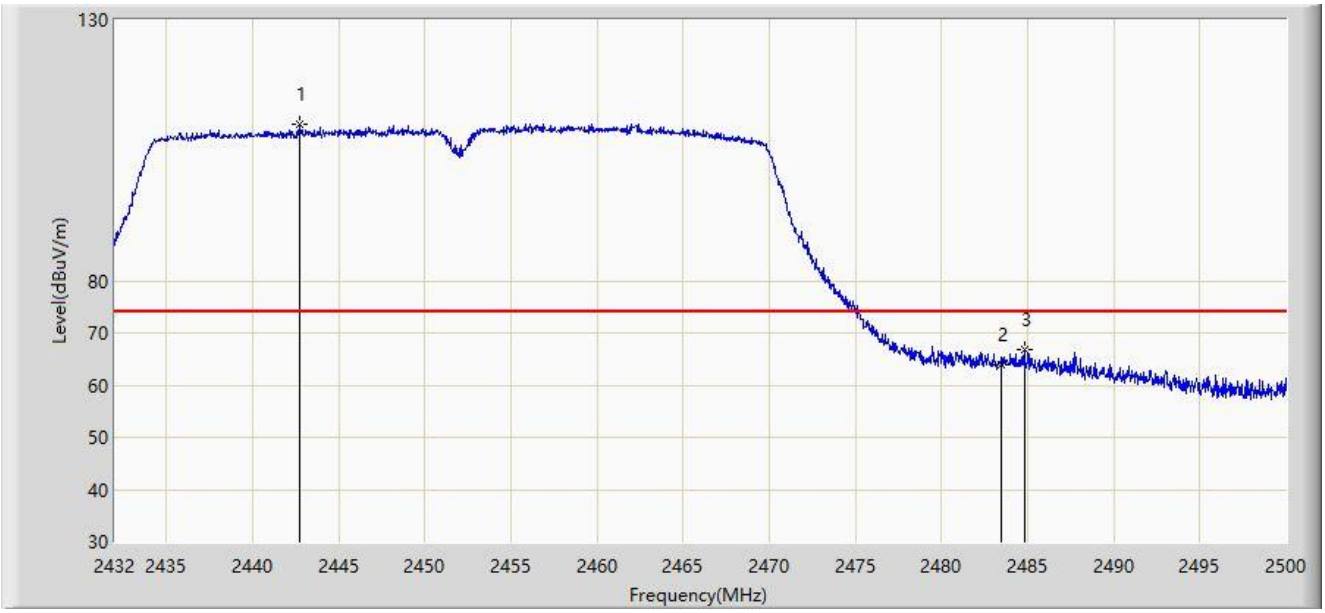

No	Mark	Frequency (MHz)	Measure Level (dBμV/m)	Reading Level (dBμV)	Margin (dB)	Limit (dBμV/m)	Factor (dB/m)	Type
1		2442.710	110.027	78.815	N/A	N/A	31.212	PK
2		2483.500	63.916	32.690	-10.084	74.000	31.226	PK
3	*	2484.802	66.864	35.637	-7.136	74.000	31.227	PK

Note 1: " * ", means this data is the worst emission level.

Note 2: Measure Level (dBμV/m) = Reading Level (dBμV) + Factor (dB/m).

Note 3: Factor (dB/m) = Cable Loss (dB) + Antenna Factor (dB/m).

Site: WZ-AC1	Time: 2023/12/05 - 01:28
Limit: FCC_2.4G_RE(3m)	Engineer: Frank Xue
Probe: BBHA9120D_1167_1-18GHz	Polarity: Vertical
EUT: ACCESS POINT	Power: By PoE
Test Mode: Transmit by 802.11n-HT40 at 2452MHz	

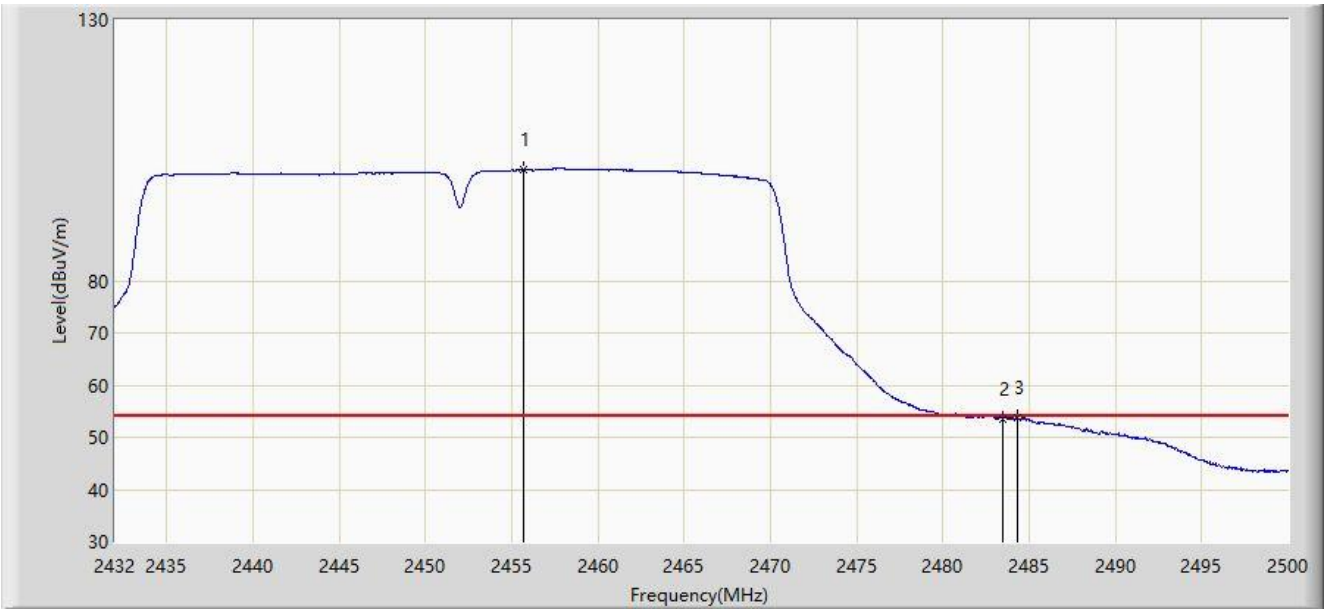

No	Mark	Frequency (MHz)	Measure Level (dBμV/m)	Reading Level (dBμV)	Margin (dB)	Limit (dBμV/m)	Factor (dB/m)	Type
1		2455.664	101.289	70.059	N/A	N/A	31.229	AV
2		2483.500	53.613	22.387	-0.387	54.000	31.226	AV
3	*	2484.292	53.781	22.554	-0.219	54.000	31.227	AV

Note 1: " * ", means this data is the worst emission level.

Note 2: Measure Level (dBμV/m) = Reading Level (dBμV) + Factor (dB/m).

Note 3: Factor (dB/m) = Cable Loss (dB) + Antenna Factor (dB/m).

Site: WZ-AC1	Time: 2023/12/05 - 02:07
Limit: FCC_2.4G_RE(3m)	Engineer: Frank Xue
Probe: BBHA9120D_1167_1-18GHz	Polarity: Horizontal
EUT: ACCESS POINT	Power: By PoE
Test Mode: Transmit by 802.11ax-HE20 at 2412MHz	

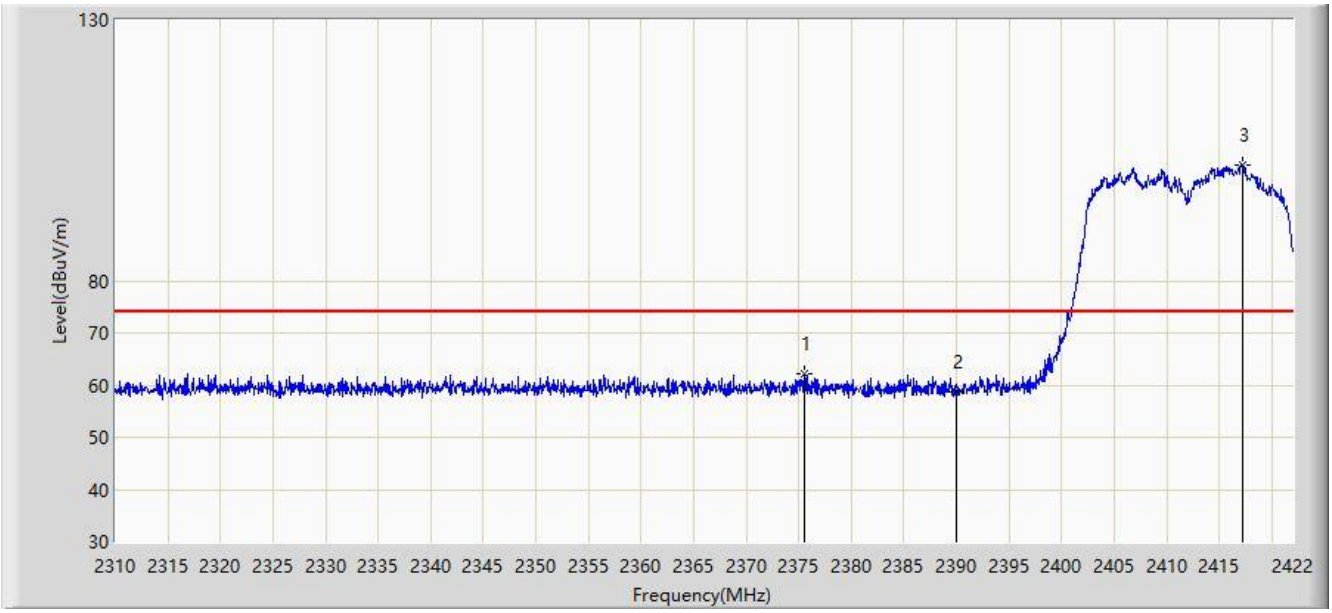

No	Mark	Frequency (MHz)	Measure Level (dBμV/m)	Reading Level (dBμV)	Margin (dB)	Limit (dBμV/m)	Factor (dB/m)	Type
1	*	2375.520	62.257	30.966	-11.743	74.000	31.292	PK
2		2390.000	58.560	27.306	-15.440	74.000	31.254	PK
3		2417.240	102.222	70.973	N/A	N/A	31.250	PK

Note 1: " * ", means this data is the worst emission level.

Note 2: Measure Level (dBμV/m) = Reading Level (dBμV) + Factor (dB/m).

Note 3: Factor (dB/m) = Cable Loss (dB) + Antenna Factor (dB/m).

Site: WZ-AC1	Time: 2023/12/05 - 02:10
Limit: FCC_2.4G_RE(3m)	Engineer: Frank Xue
Probe: BBHA9120D_1167_1-18GHz	Polarity: Horizontal
EUT: ACCESS POINT	Power: By PoE
Test Mode: Transmit by 802.11ax-HE20 at 2412MHz	

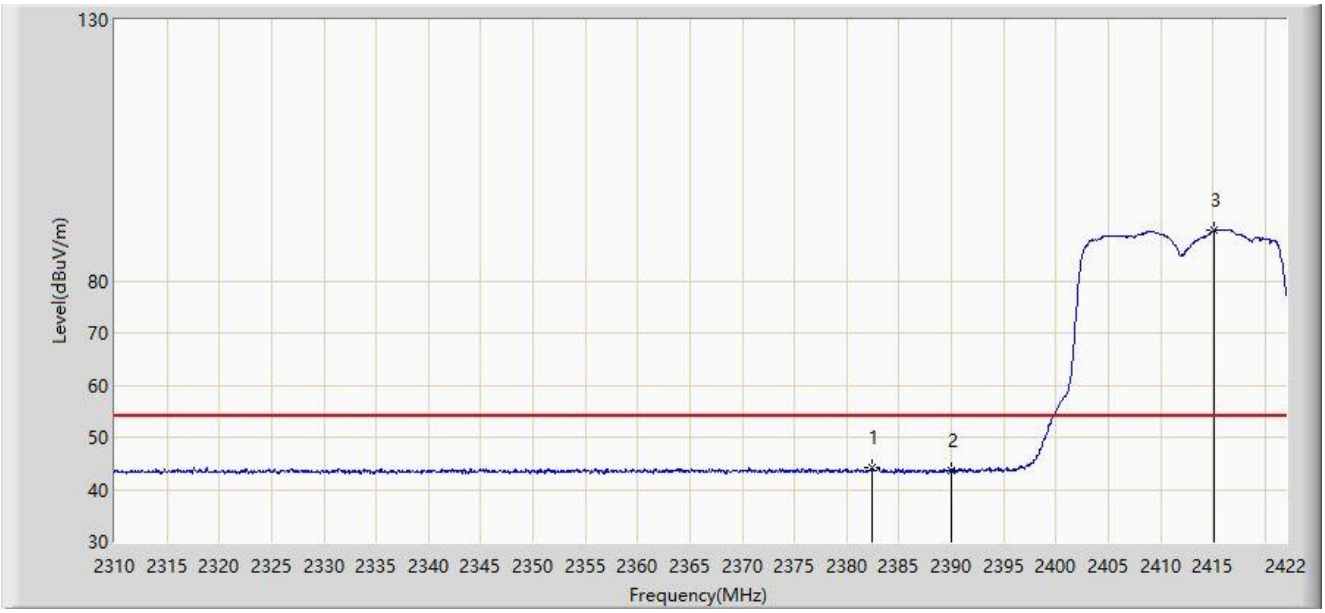

No	Mark	Frequency (MHz)	Measure Level (dBμV/m)	Reading Level (dBμV)	Margin (dB)	Limit (dBμV/m)	Factor (dB/m)	Type
1	*	2382.464	44.131	12.866	-9.869	54.000	31.265	AV
2		2390.000	43.739	12.485	-10.261	54.000	31.254	AV
3		2415.168	89.642	58.391	N/A	N/A	31.251	AV

Note 1: " * ", means this data is the worst emission level.

Note 2: Measure Level (dBμV/m) = Reading Level (dBμV) + Factor (dB/m).

Note 3: Factor (dB/m) = Cable Loss (dB) + Antenna Factor (dB/m).

Site: WZ-AC1	Time: 2023/12/05 - 02:12
Limit: FCC_2.4G_RE(3m)	Engineer: Frank Xue
Probe: BBHA9120D_1167_1-18GHz	Polarity: Vertical
EUT: ACCESS POINT	Power: By PoE
Test Mode: Transmit by 802.11ax-HE20 at 2412MHz	

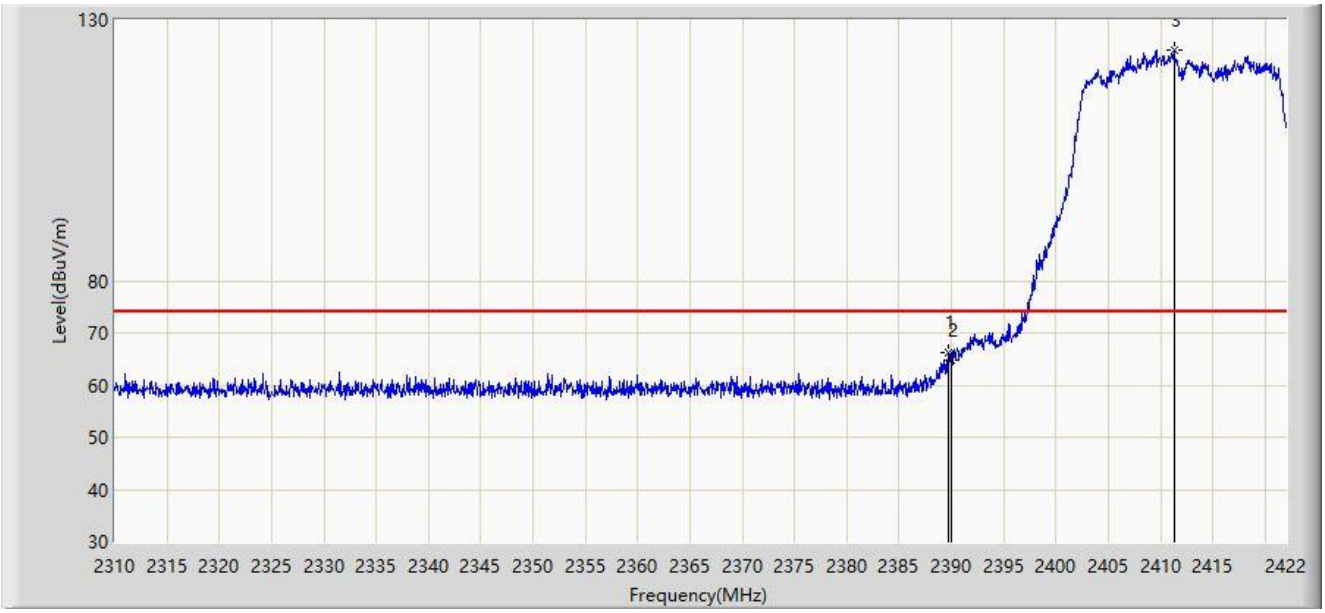

No	Mark	Frequency (MHz)	Measure Level (dBµV/m)	Reading Level (dBµV)	Margin (dB)	Limit (dBµV/m)	Factor (dB/m)	Type
1	*	2389.688	66.132	34.878	-7.868	74.000	31.254	PK
2		2390.000	64.646	33.392	-9.354	74.000	31.254	PK
3		2411.304	124.245	92.992	N/A	N/A	31.254	PK

Note 1: " * ", means this data is the worst emission level.

Note 2: Measure Level (dBµV/m) = Reading Level (dBµV) + Factor (dB/m).

Note 3: Factor (dB/m) = Cable Loss (dB) + Antenna Factor (dB/m).

Site: WZ-AC1	Time: 2023/12/05 - 02:13
Limit: FCC_2.4G_RE(3m)	Engineer: Frank Xue
Probe: BBHA9120D_1167_1-18GHz	Polarity: Vertical
EUT: ACCESS POINT	Power: By PoE
Test Mode: Transmit by 802.11ax-HE20 at 2412MHz	

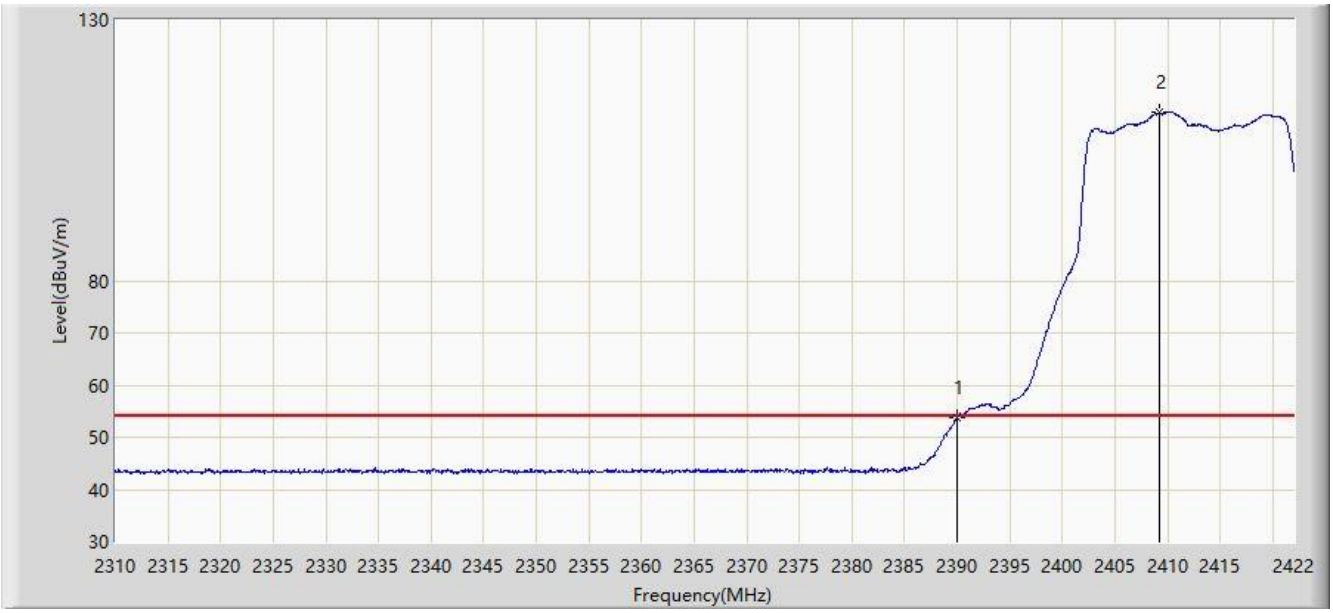

No	Mark	Frequency (MHz)	Measure Level (dBμV/m)	Reading Level (dBμV)	Margin (dB)	Limit (dBμV/m)	Factor (dB/m)	Type
1	*	2390.000	53.757	22.503	-0.243	54.000	31.254	AV
2		2409.232	112.196	80.942	N/A	N/A	31.254	AV

Note 1: " * ", means this data is the worst emission level.

Note 2: Measure Level (dBμV/m) = Reading Level (dBμV) + Factor (dB/m).

Note 3: Factor (dB/m) = Cable Loss (dB) + Antenna Factor (dB/m).

Site: WZ-AC1	Time: 2023/12/29 - 15:01
Limit: FCC_2.4G_RE(3m)	Engineer: Bob Zhang
Probe: BBHA9120D_1167_1-18GHz	Polarity: Vertical
EUT: ACCESS POINT	Power: By PoE
Test Mode: Transmit by 802.11ax-HE20 at 2457MHz	

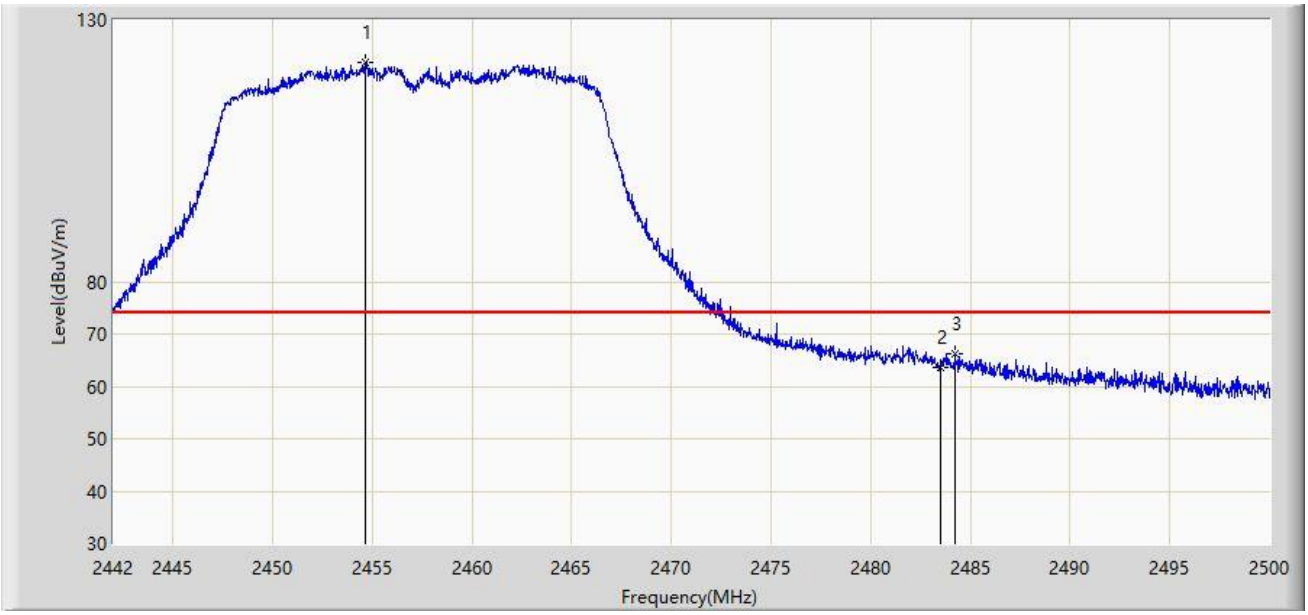

No	Mark	Frequency (MHz)	Measure Level (dBμV/m)	Reading Level (dBμV)	Margin (dB)	Limit (dBμV/m)	Factor (dB/m)	Type
1		2454.673	122.007	90.313	N/A	N/A	31.693	PK
2		2483.500	63.618	31.921	-10.382	74.000	31.696	PK
3	*	2484.224	66.267	34.570	-7.733	74.000	31.697	PK

Note 1: " * ", means this data is the worst emission level.

Note 2: Measure Level (dBμV/m) = Reading Level (dBμV) + Factor (dB/m).

Note 3: Factor (dB/m) = Cable Loss (dB) + Antenna Factor (dB/m).

Site: WZ-AC1	Time: 2023/12/29 - 14:31
Limit: FCC_2.4G_RE(3m)	Engineer: Bob Zhang
Probe: BBHA9120D_1167_1-18GHz	Polarity: Vertical
EUT: ACCESS POINT	Power: By PoE
Test Mode: Transmit by 802.11ax-HE20 at 2457MHz	

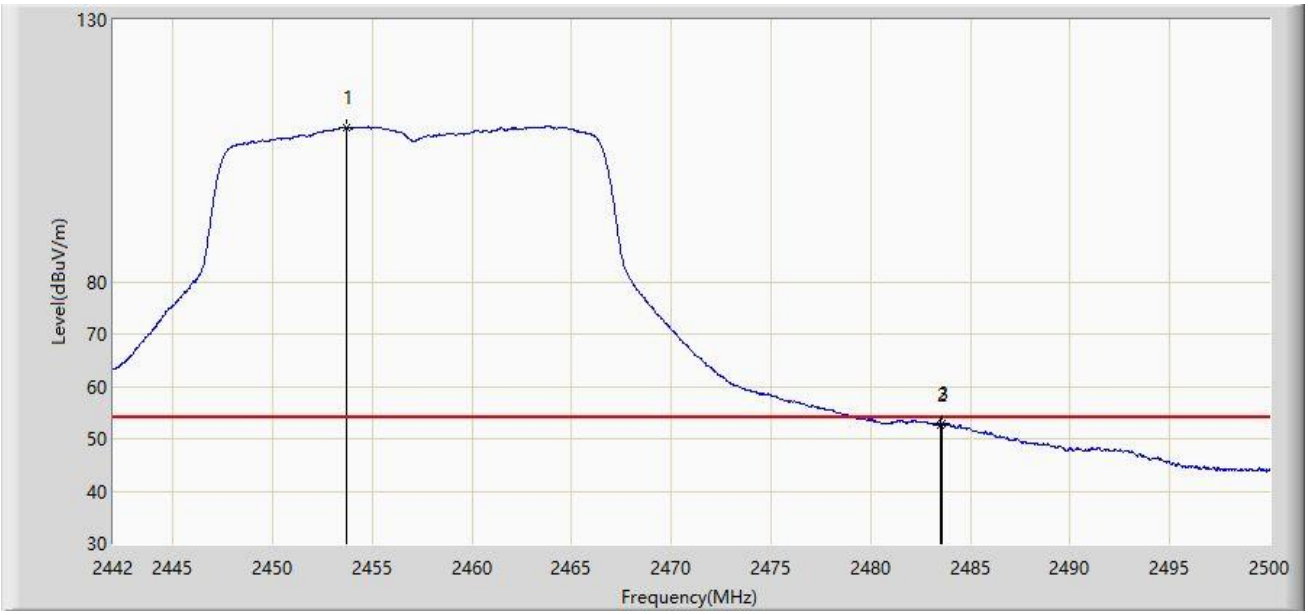

No	Mark	Frequency (MHz)	Measure Level (dBμV/m)	Reading Level (dBμV)	Margin (dB)	Limit (dBμV/m)	Factor (dB/m)	Type
1		2453.687	109.424	77.729	N/A	N/A	31.696	AV
2		2483.500	52.656	20.959	-1.344	54.000	31.696	AV
3	*	2483.557	52.972	21.275	-1.028	54.000	31.697	AV

Note 1: " * ", means this data is the worst emission level.

Note 2: Measure Level (dBμV/m) = Reading Level (dBμV) + Factor (dB/m).

Note 3: Factor (dB/m) = Cable Loss (dB) + Antenna Factor (dB/m).

Site: WZ-AC1	Time: 2023/12/05 - 02:38
Limit: FCC_2.4G_RE(3m)	Engineer: Frank Xue
Probe: BBHA9120D_1167_1-18GHz	Polarity: Horizontal
EUT: ACCESS POINT	Power: By PoE
Test Mode: Transmit by 802.11ax-HE20 at 2462MHz	

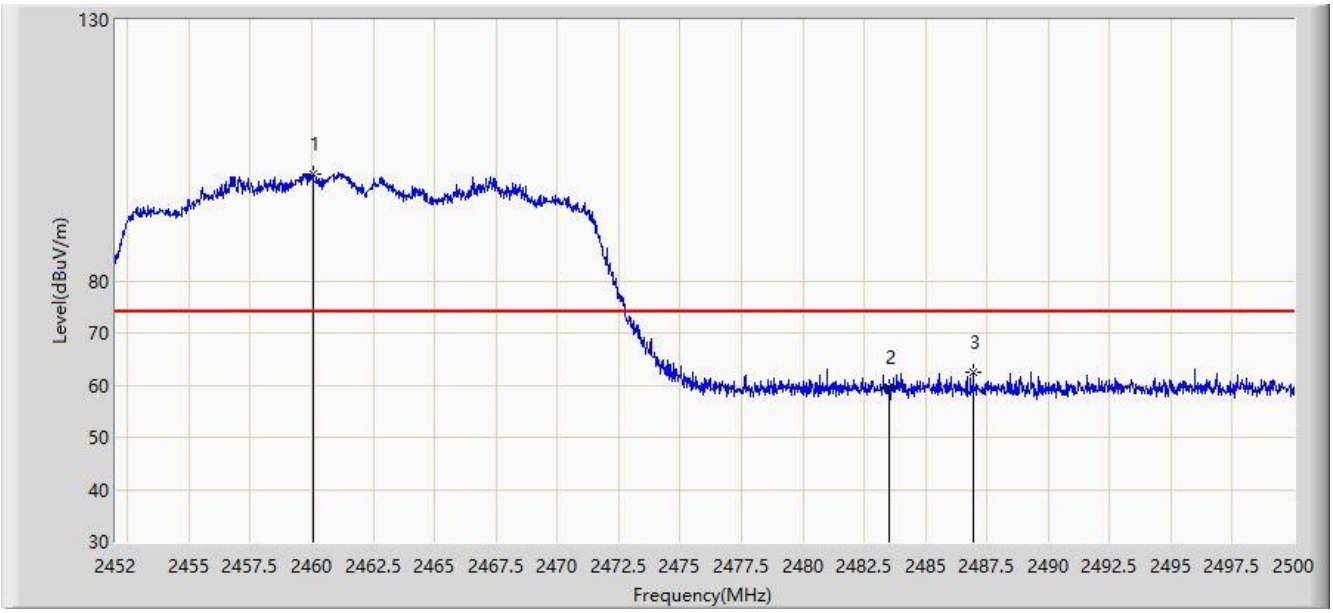

No	Mark	Frequency (MHz)	Measure Level (dBμV/m)	Reading Level (dBμV)	Margin (dB)	Limit (dBμV/m)	Factor (dB/m)	Type
1		2460.064	100.445	69.218	N/A	N/A	31.227	PK
2		2483.500	59.568	28.342	-14.432	74.000	31.226	PK
3	*	2486.944	62.426	31.197	-11.574	74.000	31.229	PK

Note 1: " * ", means this data is the worst emission level.

Note 2: Measure Level (dBμV/m) = Reading Level (dBμV) + Factor (dB/m).

Note 3: Factor (dB/m) = Cable Loss (dB) + Antenna Factor (dB/m).

Site: WZ-AC1	Time: 2023/12/05 - 02:40
Limit: FCC_2.4G_RE(3m)	Engineer: Frank Xue
Probe: BBHA9120D_1167_1-18GHz	Polarity: Horizontal
EUT: ACCESS POINT	Power: By PoE
Test Mode: Transmit by 802.11ax-HE20 at 2462MHz	

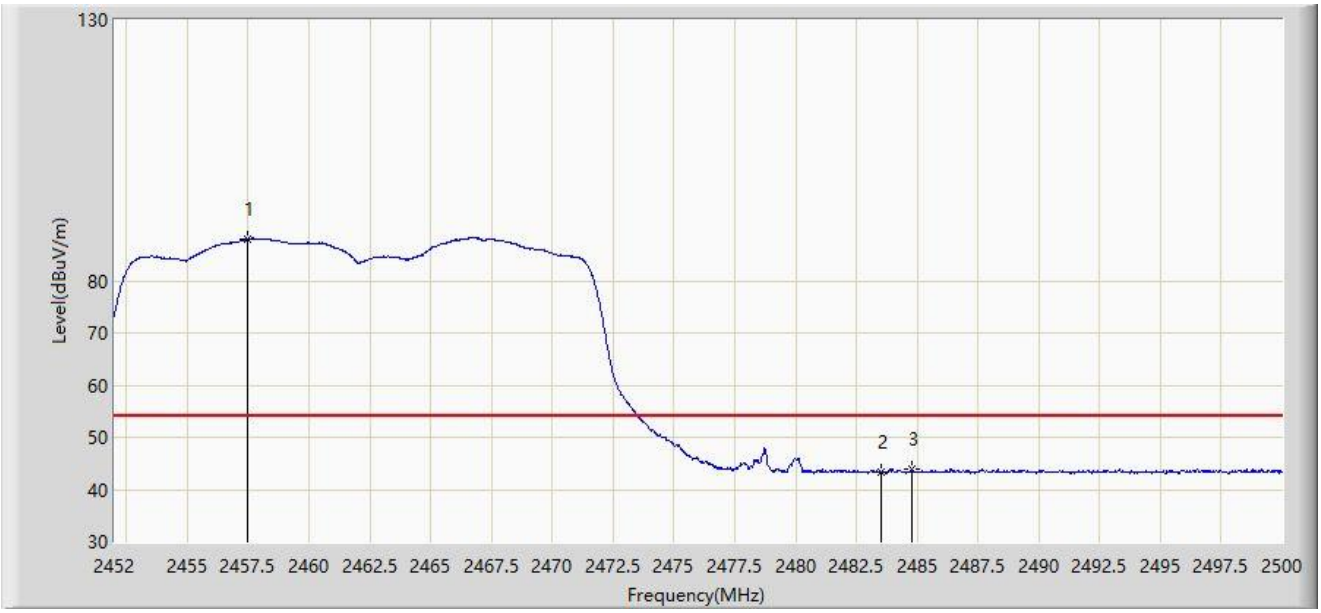

No	Mark	Frequency (MHz)	Measure Level (dBμV/m)	Reading Level (dBμV)	Margin (dB)	Limit (dBμV/m)	Factor (dB/m)	Type
1		2457.496	87.945	56.716	N/A	N/A	31.229	AV
2		2483.500	43.412	12.186	-10.588	54.000	31.226	AV
3	*	2484.760	44.013	12.786	-9.987	54.000	31.227	AV

Note 1: " * ", means this data is the worst emission level.

Note 2: Measure Level (dBμV/m) = Reading Level (dBμV) + Factor (dB/m).

Note 3: Factor (dB/m) = Cable Loss (dB) + Antenna Factor (dB/m).

Site: WZ-AC1	Time: 2023/12/05 - 02:37
Limit: FCC_2.4G_RE(3m)	Engineer: Frank Xue
Probe: BBHA9120D_1167_1-18GHz	Polarity: Vertical
EUT: ACCESS POINT	Power: By PoE
Test Mode: Transmit by 802.11ax-HE20 at 2462MHz	

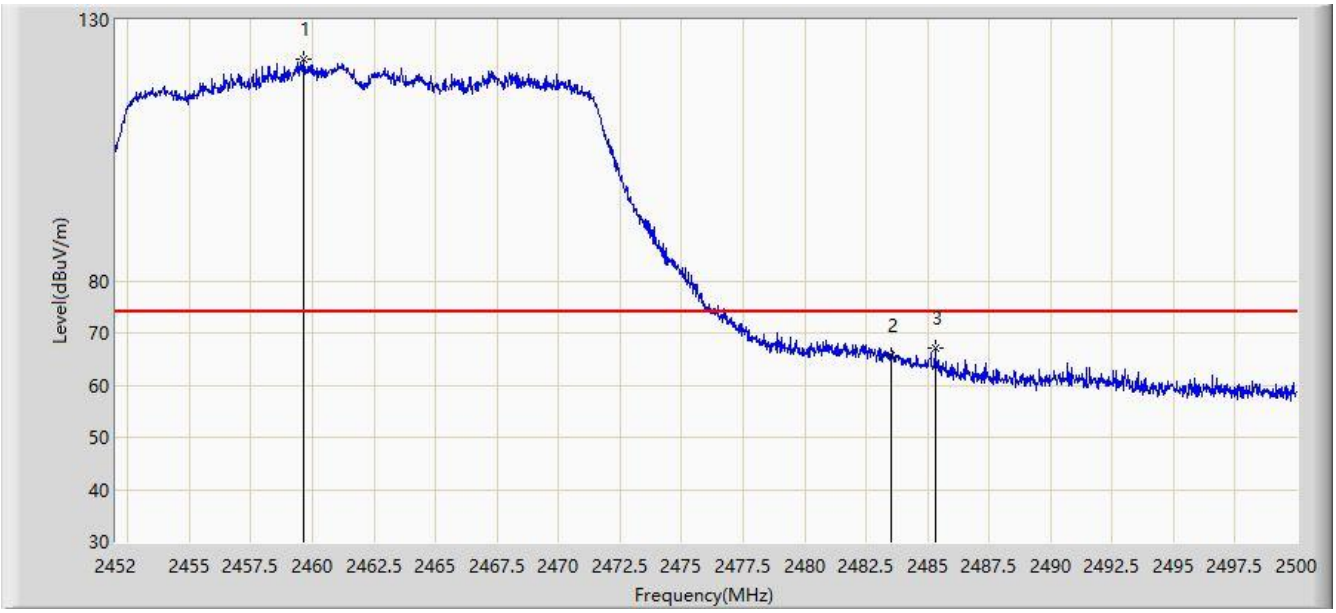

No	Mark	Frequency (MHz)	Measure Level (dBμV/m)	Reading Level (dBμV)	Margin (dB)	Limit (dBμV/m)	Factor (dB/m)	Type
1		2459.656	122.531	91.304	N/A	N/A	31.227	PK
2		2483.500	65.741	34.515	-8.259	74.000	31.226	PK
3	*	2485.312	67.016	35.788	-6.984	74.000	31.228	PK

Note 1: " * ", means this data is the worst emission level.

Note 2: Measure Level (dBμV/m) = Reading Level (dBμV) + Factor (dB/m).

Note 3: Factor (dB/m) = Cable Loss (dB) + Antenna Factor (dB/m).

Site: WZ-AC1	Time: 2023/12/05 - 02:35
Limit: FCC_2.4G_RE(3m)	Engineer: Frank Xue
Probe: BBHA9120D_1167_1-18GHz	Polarity: Vertical
EUT: ACCESS POINT	Power: By PoE
Test Mode: Transmit by 802.11ax-HE20 at 2462MHz	

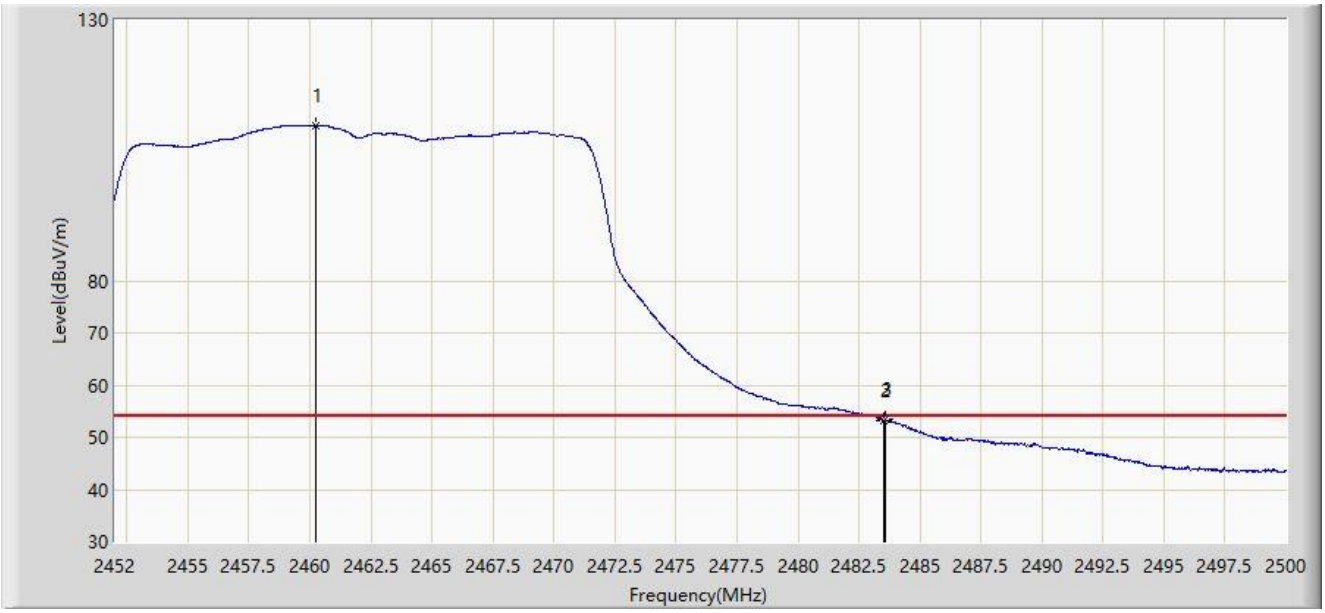

No	Mark	Frequency (MHz)	Measure Level (dBμV/m)	Reading Level (dBμV)	Margin (dB)	Limit (dBμV/m)	Factor (dB/m)	Type
1		2460.256	109.816	78.589	N/A	N/A	31.227	AV
2		2483.500	53.298	22.072	-0.702	54.000	31.226	AV
3	*	2483.560	53.358	22.132	-0.642	54.000	31.226	AV

Note 1: " * ", means this data is the worst emission level.

Note 2: Measure Level (dBμV/m) = Reading Level (dBμV) + Factor (dB/m).

Note 3: Factor (dB/m) = Cable Loss (dB) + Antenna Factor (dB/m).

Site: WZ-AC1	Time: 2023/12/05 - 03:00
Limit: FCC_2.4G_RE(3m)	Engineer: Frank Xue
Probe: BBHA9120D_1167_1-18GHz	Polarity: Horizontal
EUT: ACCESS POINT	Power: By PoE
Test Mode: Transmit by 802.11ax-HE40 at 2422MHz	

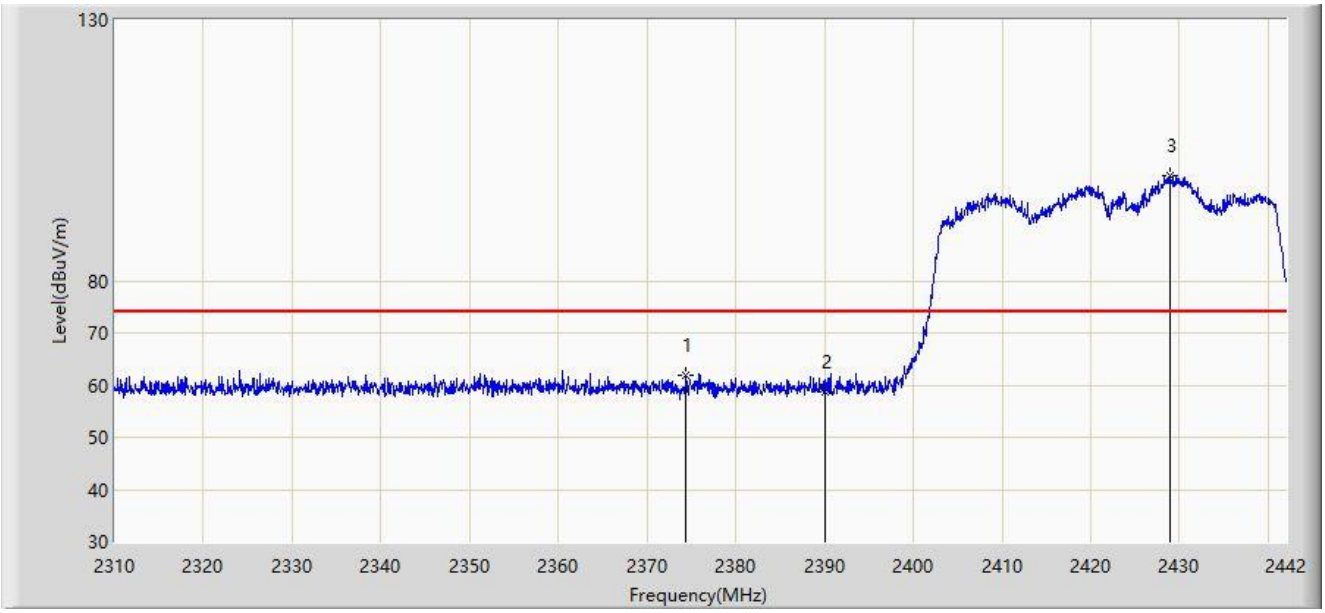

No	Mark	Frequency (MHz)	Measure Level (dBμV/m)	Reading Level (dBμV)	Margin (dB)	Limit (dBμV/m)	Factor (dB/m)	Type
1	*	2374.416	62.022	30.727	-11.978	74.000	31.295	PK
2		2390.000	58.665	27.411	-15.335	74.000	31.254	PK
3		2428.932	100.034	68.812	N/A	N/A	31.222	PK

Note 1: " * ", means this data is the worst emission level.

Note 2: Measure Level (dBμV/m) = Reading Level (dBμV) + Factor (dB/m).

Note 3: Factor (dB/m) = Cable Loss (dB) + Antenna Factor (dB/m).

Site: WZ-AC1	Time: 2023/12/05 - 03:08
Limit: FCC_2.4G_RE(3m)	Engineer: Frank Xue
Probe: BBHA9120D_1167_1-18GHz	Polarity: Horizontal
EUT: ACCESS POINT	Power: By PoE
Test Mode: Transmit by 802.11ax-HE40 at 2422MHz	

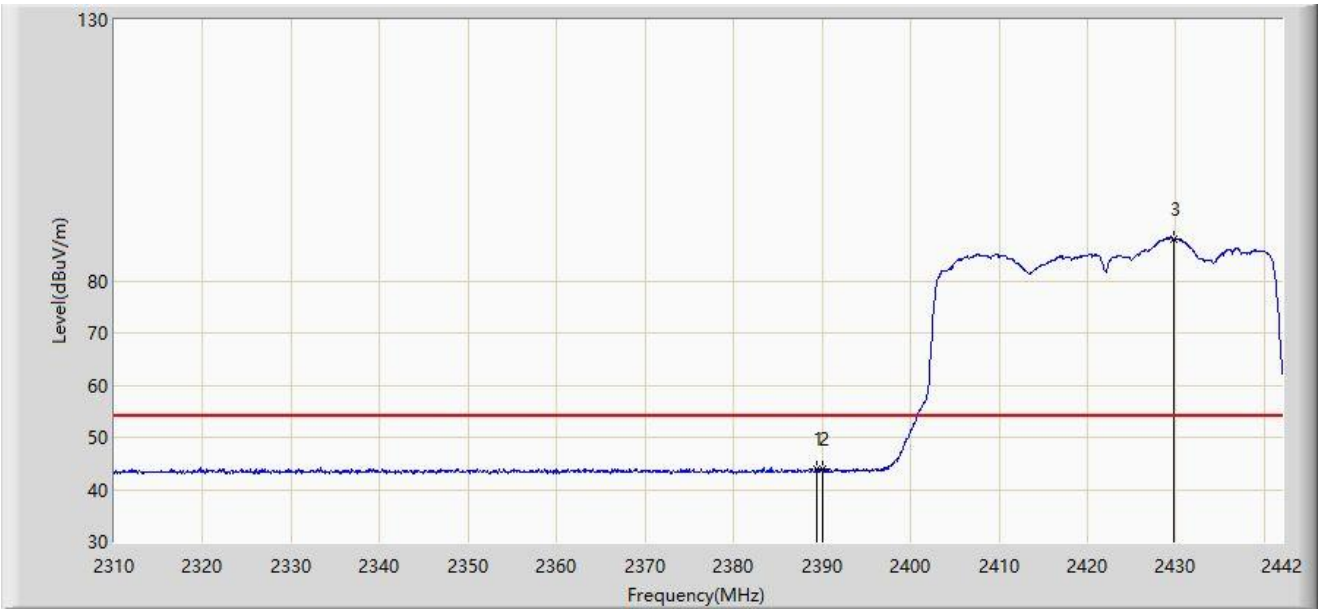

No	Mark	Frequency (MHz)	Measure Level (dBμV/m)	Reading Level (dBμV)	Margin (dB)	Limit (dBμV/m)	Factor (dB/m)	Type
1	*	2389.398	44.025	12.771	-9.975	54.000	31.255	AV
2		2390.000	43.880	12.626	-10.120	54.000	31.254	AV
3		2429.790	88.013	56.793	N/A	N/A	31.220	AV

Note 1: " * ", means this data is the worst emission level.

Note 2: Measure Level (dBμV/m) = Reading Level (dBμV) + Factor (dB/m).

Note 3: Factor (dB/m) = Cable Loss (dB) + Antenna Factor (dB/m).

Site: WZ-AC1	Time: 2023/12/05 - 02:55
Limit: FCC_2.4G_RE(3m)	Engineer: Frank Xue
Probe: BBHA9120D_1167_1-18GHz	Polarity: Vertical
EUT: ACCESS POINT	Power: By PoE
Test Mode: Transmit by 802.11ax-HE40 at 2422MHz	

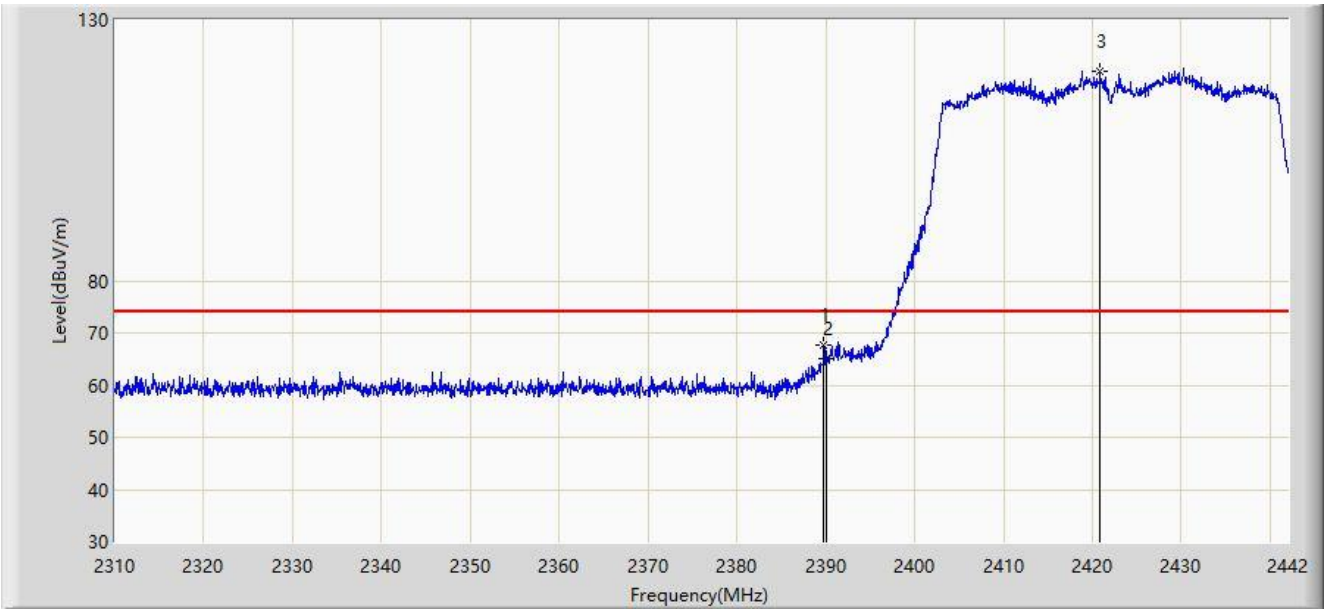

No	Mark	Frequency (MHz)	Measure Level (dBμV/m)	Reading Level (dBμV)	Margin (dB)	Limit (dBμV/m)	Factor (dB/m)	Type
1	*	2389.794	67.555	36.301	-6.445	74.000	31.253	PK
2		2390.000	65.072	33.818	-8.928	74.000	31.254	PK
3		2420.880	120.063	88.818	N/A	N/A	31.245	PK

Note 1: " * ", means this data is the worst emission level.

Note 2: Measure Level (dBμV/m) = Reading Level (dBμV) + Factor (dB/m).

Note 3: Factor (dB/m) = Cable Loss (dB) + Antenna Factor (dB/m).

Site: WZ-AC1	Time: 2023/12/05 - 02:57
Limit: FCC_2.4G_RE(3m)	Engineer: Frank Xue
Probe: BBHA9120D_1167_1-18GHz	Polarity: Vertical
EUT: ACCESS POINT	Power: By PoE
Test Mode: Transmit by 802.11ax-HE40 at 2422MHz	

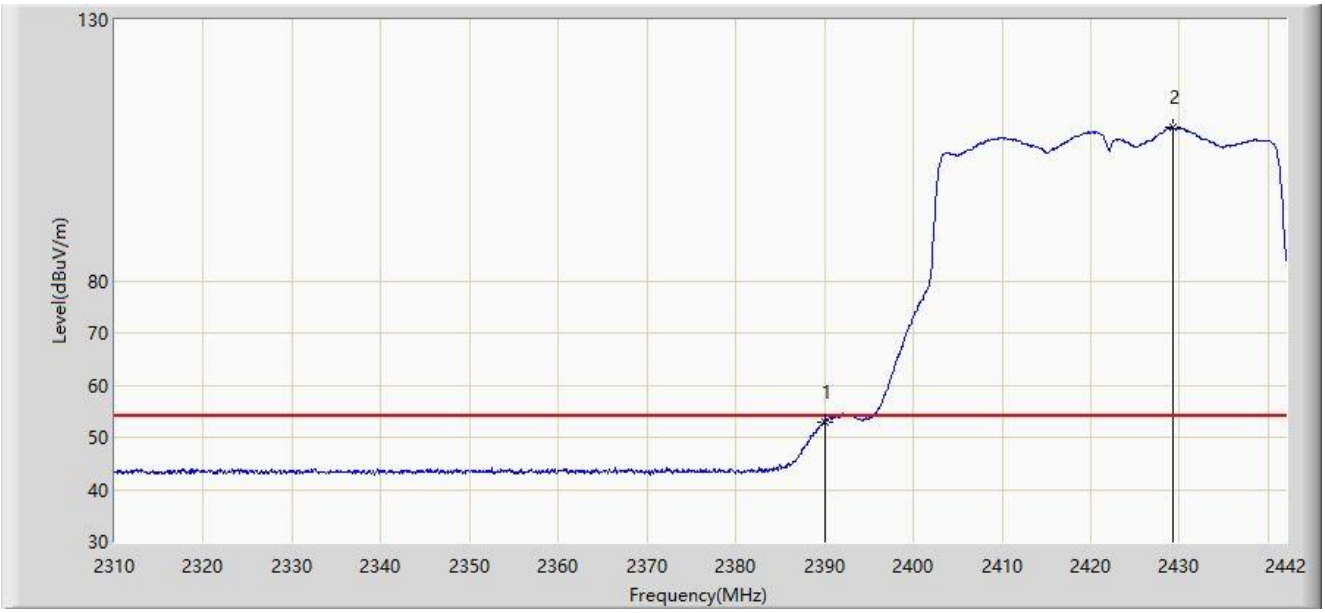

No	Mark	Frequency (MHz)	Measure Level (dBμV/m)	Reading Level (dBμV)	Margin (dB)	Limit (dBμV/m)	Factor (dB/m)	Type
1	*	2390.000	52.951	21.697	-1.049	54.000	31.254	AV
2		2429.196	109.354	78.133	N/A	N/A	31.221	AV

Note 1: " * ", means this data is the worst emission level.

Note 2: Measure Level (dBμV/m) = Reading Level (dBμV) + Factor (dB/m).

Note 3: Factor (dB/m) = Cable Loss (dB) + Antenna Factor (dB/m).

Site: WZ-AC1	Time: 2023/12/29 - 15:14
Limit: FCC_2.4G_RE(3m)	Engineer: Bob Zhang
Probe: BBHA9120D_1167_1-18GHz	Polarity: Vertical
EUT: ACCESS POINT	Power: By PoE
Test Mode: Transmit by 802.11ax-HE40 at 2442MHz	

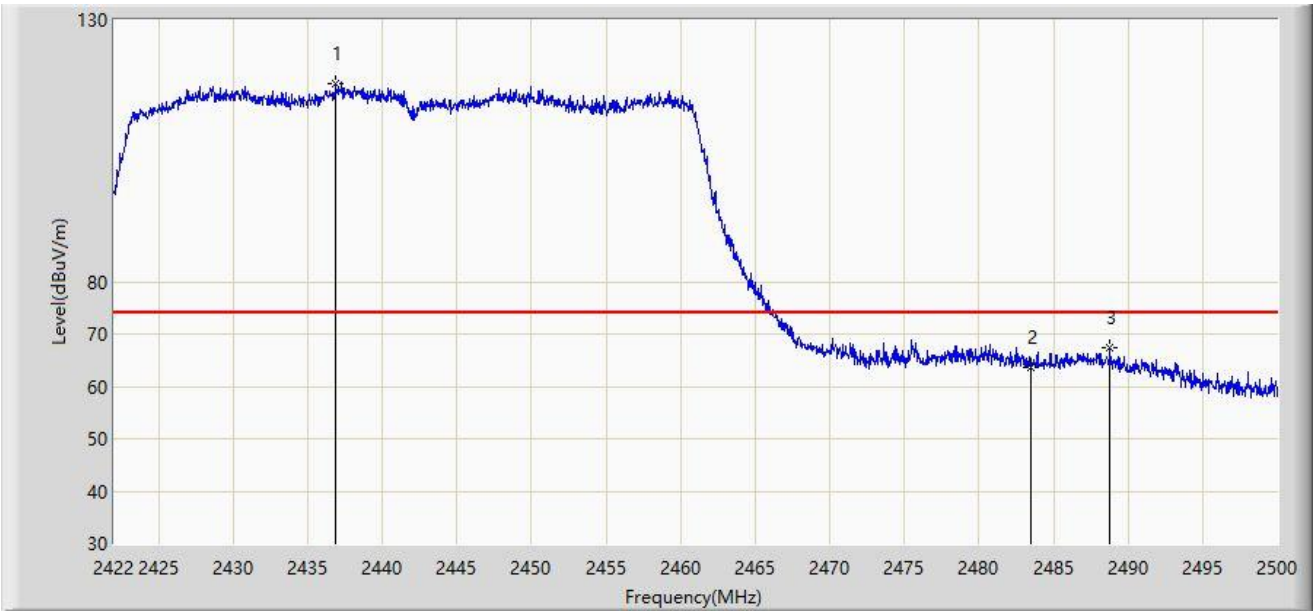

No	Mark	Frequency (MHz)	Measure Level (dBμV/m)	Reading Level (dBμV)	Margin (dB)	Limit (dBμV/m)	Factor (dB/m)	Type
1		2436.859	117.895	86.177	N/A	N/A	31.718	PK
2		2483.500	63.636	31.939	-10.364	74.000	31.696	PK
3	*	2488.807	67.492	35.798	-6.508	74.000	31.694	PK

Note 1: " * ", means this data is the worst emission level.

Note 2: Measure Level (dBμV/m) = Reading Level (dBμV) + Factor (dB/m).

Note 3: Factor (dB/m) = Cable Loss (dB) + Antenna Factor (dB/m).

Site: WZ-AC1	Time: 2023/12/29 - 15:11
Limit: FCC_2.4G_RE(3m)	Engineer: Bob Zhang
Probe: BBHA9120D_1167_1-18GHz	Polarity: Vertical
EUT: ACCESS POINT	Power: By PoE
Test Mode: Transmit by 802.11ax-HE40 at 2442MHz	

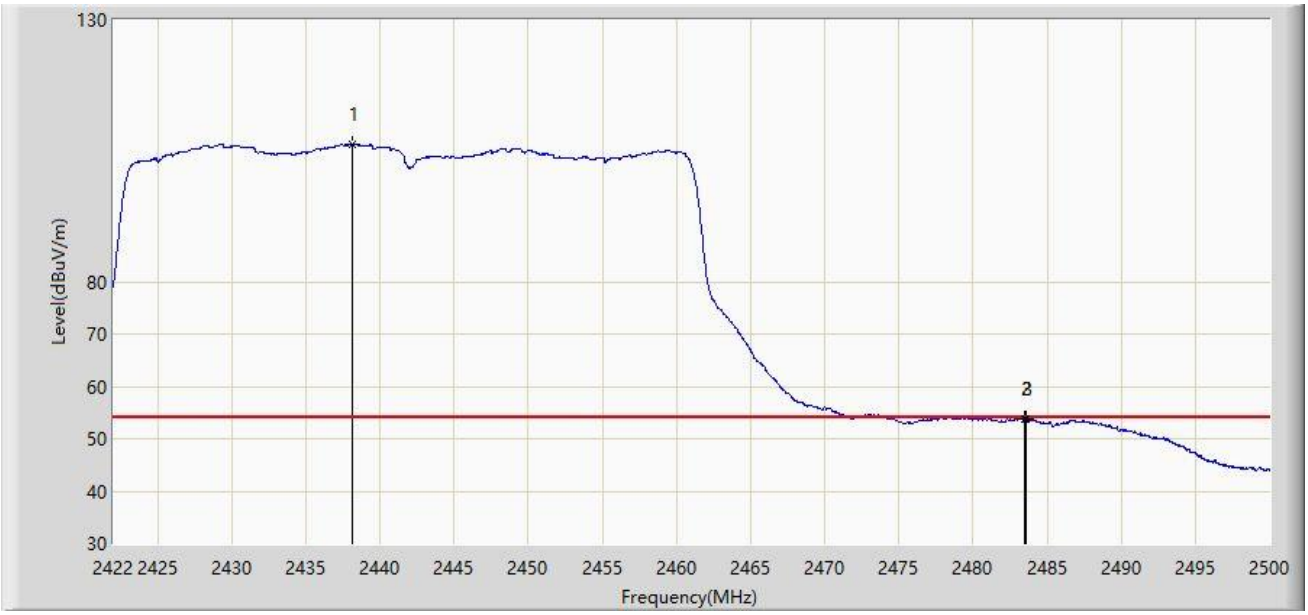

No	Mark	Frequency (MHz)	Measure Level (dBμV/m)	Reading Level (dBμV)	Margin (dB)	Limit (dBμV/m)	Factor (dB/m)	Type
1		2438.107	106.250	74.532	N/A	N/A	31.719	AV
2		2483.500	53.707	22.010	-0.293	54.000	31.696	AV
3	*	2483.542	53.817	22.120	-0.183	54.000	31.696	AV

Note 1: " * ", means this data is the worst emission level.

Note 2: Measure Level (dBμV/m) = Reading Level (dBμV) + Factor (dB/m).

Note 3: Factor (dB/m) = Cable Loss (dB) + Antenna Factor (dB/m).

Site: WZ-AC1	Time: 2023/12/29 - 15:08
Limit: FCC_2.4G_RE(3m)	Engineer: Bob Zhang
Probe: BBHA9120D_1167_1-18GHz	Polarity: Vertical
EUT: ACCESS POINT	Power: By PoE
Test Mode: Transmit by 802.11ax-HE40 at 2447MHz	

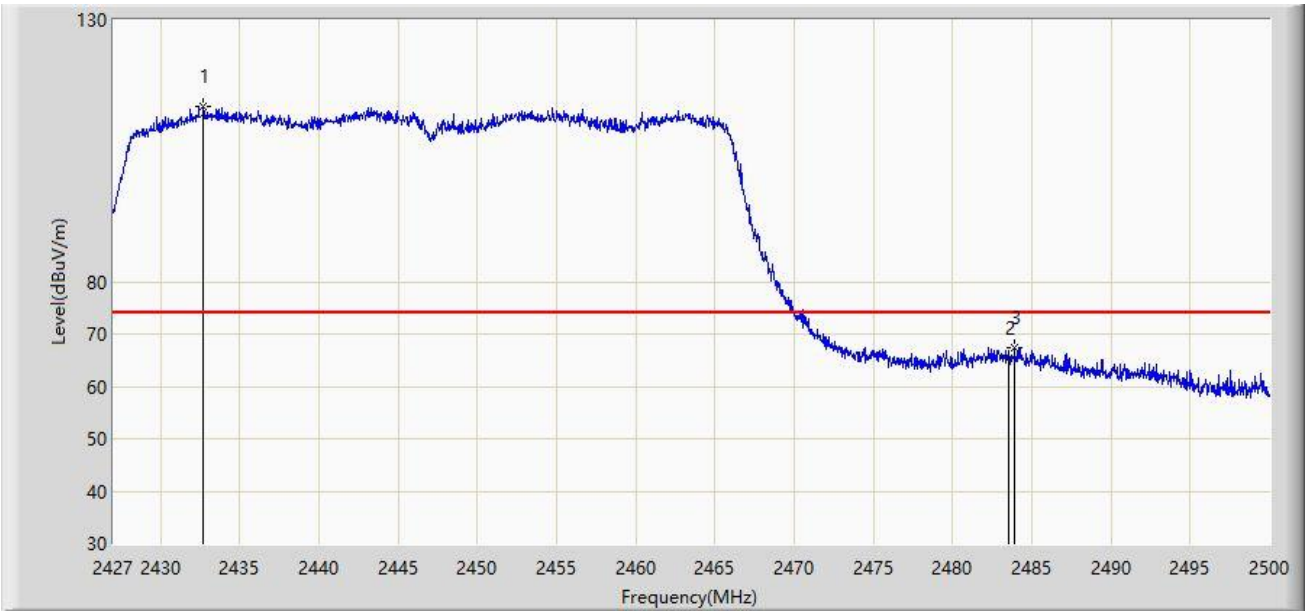

No	Mark	Frequency (MHz)	Measure Level (dBμV/m)	Reading Level (dBμV)	Margin (dB)	Limit (dBμV/m)	Factor (dB/m)	Type
1		2432.694	113.410	81.692	N/A	N/A	31.718	PK
2		2483.500	65.426	33.729	-8.574	74.000	31.696	PK
3	*	2483.904	67.267	35.570	-6.733	74.000	31.697	PK

Note 1: " * ", means this data is the worst emission level.

Note 2: Measure Level (dBμV/m) = Reading Level (dBμV) + Factor (dB/m).

Note 3: Factor (dB/m) = Cable Loss (dB) + Antenna Factor (dB/m).

Site: WZ-AC1	Time: 2023/12/29 - 15:07
Limit: FCC_2.4G_RE(3m)	Engineer: Bob Zhang
Probe: BBHA9120D_1167_1-18GHz	Polarity: Vertical
EUT: ACCESS POINT	Power: By PoE
Test Mode: Transmit by 802.11ax-HE40 at 2447MHz	

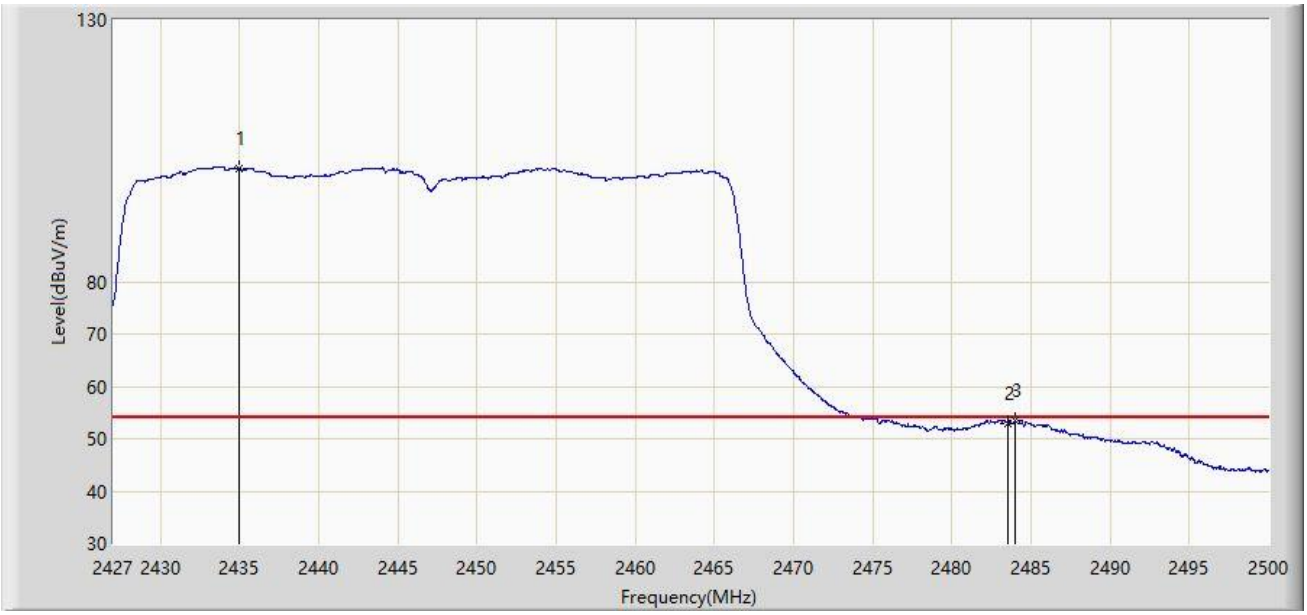

No	Mark	Frequency (MHz)	Measure Level (dBμV/m)	Reading Level (dBμV)	Margin (dB)	Limit (dBμV/m)	Factor (dB/m)	Type
1		2434.920	101.702	69.984	N/A	N/A	31.718	AV
2		2483.500	53.029	21.332	-0.971	54.000	31.696	AV
3	*	2484.013	53.434	21.737	-0.566	54.000	31.697	AV

Note 1: " * ", means this data is the worst emission level.

Note 2: Measure Level (dBμV/m) = Reading Level (dBμV) + Factor (dB/m).

Note 3: Factor (dB/m) = Cable Loss (dB) + Antenna Factor (dB/m).

Site: WZ-AC1	Time: 2023/12/05 - 03:28
Limit: FCC_2.4G_RE(3m)	Engineer: Frank Xue
Probe: BBHA9120D_1167_1-18GHz	Polarity: Horizontal
EUT: ACCESS POINT	Power: By PoE
Test Mode: Transmit by 802.11ax-HE40 at 2452MHz	

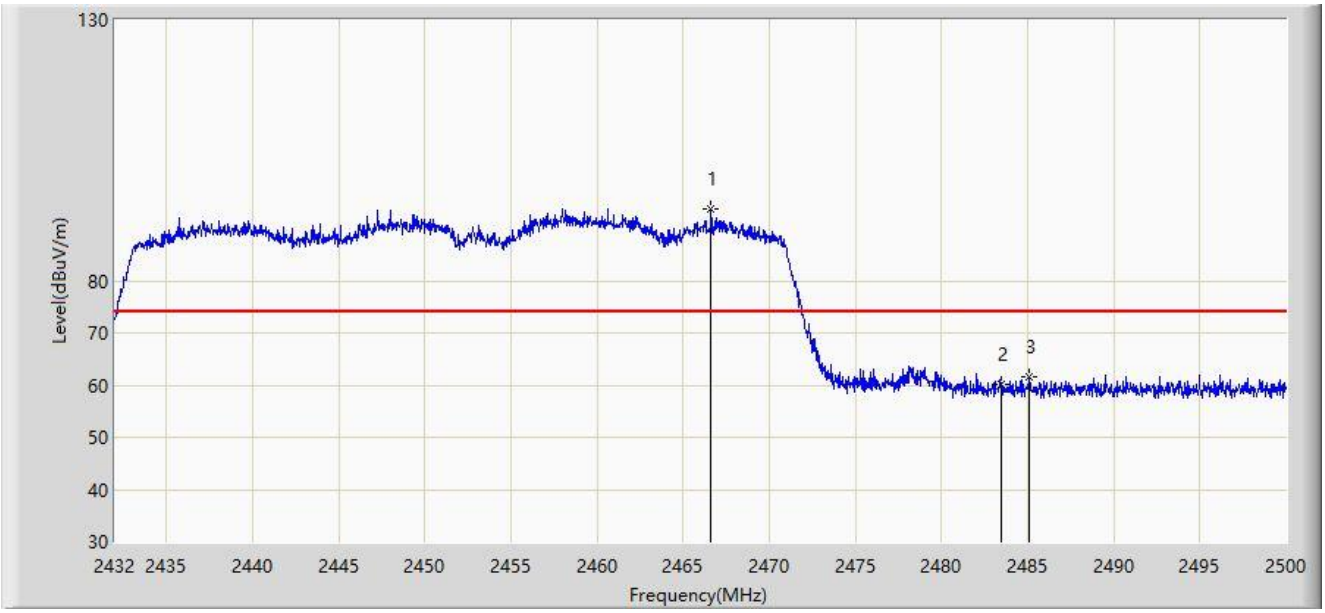

No	Mark	Frequency (MHz)	Measure Level (dBμV/m)	Reading Level (dBμV)	Margin (dB)	Limit (dBμV/m)	Factor (dB/m)	Type
1		2466.612	93.842	62.618	N/A	N/A	31.224	PK
2		2483.500	60.163	28.937	-13.837	74.000	31.226	PK
3	*	2485.108	61.538	30.311	-12.462	74.000	31.227	PK

Note 1: " * ", means this data is the worst emission level.

Note 2: Measure Level (dBμV/m) = Reading Level (dBμV) + Factor (dB/m).

Note 3: Factor (dB/m) = Cable Loss (dB) + Antenna Factor (dB/m).

Site: WZ-AC1	Time: 2023/12/05 - 03:30
Limit: FCC_2.4G_RE(3m)	Engineer: Frank Xue
Probe: BBHA9120D_1167_1-18GHz	Polarity: Horizontal
EUT: ACCESS POINT	Power: By PoE
Test Mode: Transmit by 802.11ax-HE40 at 2452MHz	

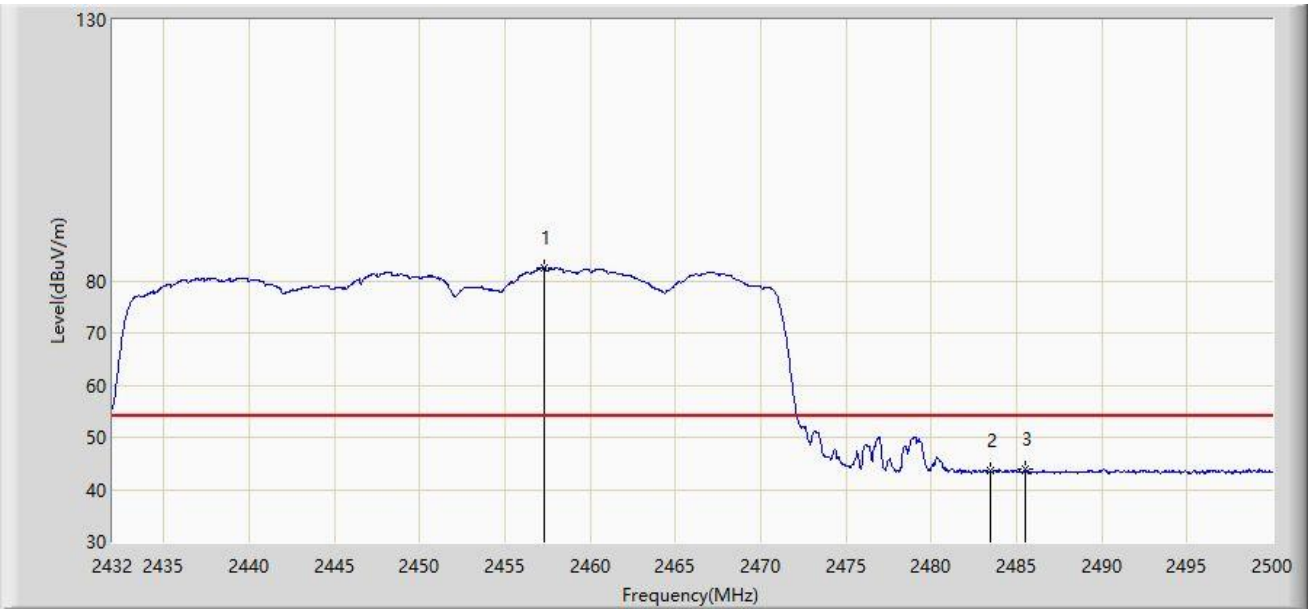

No	Mark	Frequency (MHz)	Measure Level (dBμV/m)	Reading Level (dBμV)	Margin (dB)	Limit (dBμV/m)	Factor (dB/m)	Type
1		2457.330	82.456	51.227	N/A	N/A	31.229	AV
2		2483.500	43.518	12.292	-10.482	54.000	31.226	AV
3	*	2485.516	43.818	12.590	-10.182	54.000	31.228	AV

Note 1: " * ", means this data is the worst emission level.

Note 2: Measure Level (dBμV/m) = Reading Level (dBμV) + Factor (dB/m).

Note 3: Factor (dB/m) = Cable Loss (dB) + Antenna Factor (dB/m).

Site: WZ-AC1	Time: 2023/12/05 - 03:26
Limit: FCC_2.4G_RE(3m)	Engineer: Frank Xue
Probe: BBHA9120D_1167_1-18GHz	Polarity: Vertical
EUT: ACCESS POINT	Power: By PoE
Test Mode: Transmit by 802.11ax-HE40 at 2452MHz	

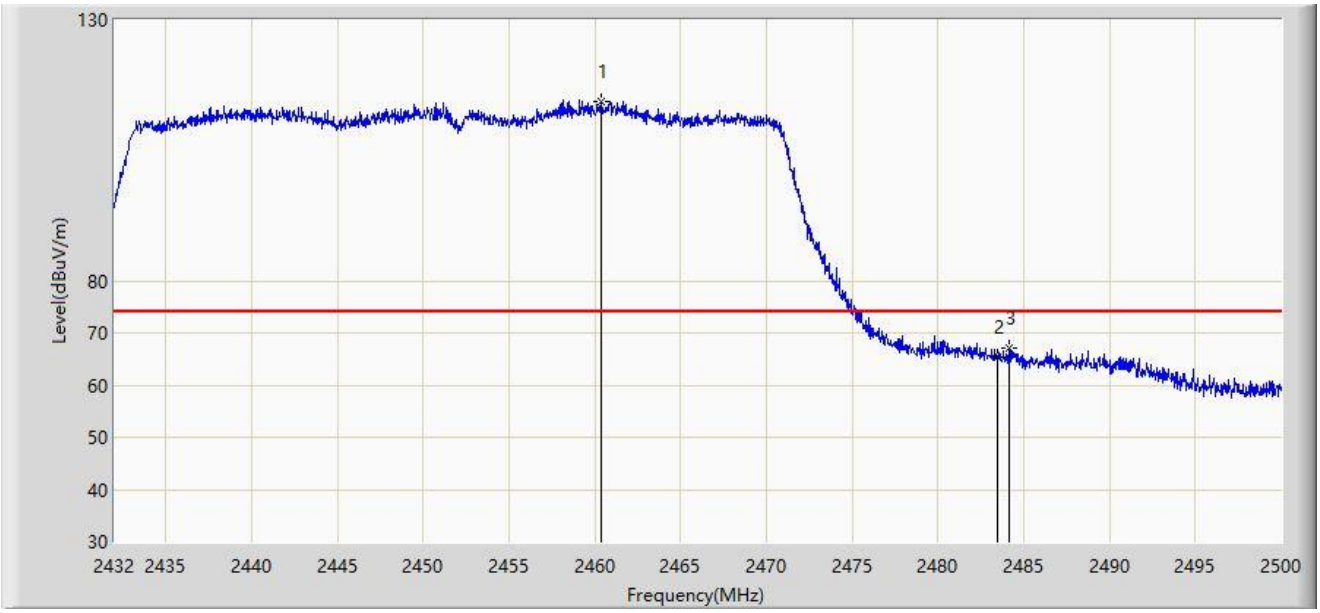

No	Mark	Frequency (MHz)	Measure Level (dBμV/m)	Reading Level (dBμV)	Margin (dB)	Limit (dBμV/m)	Factor (dB/m)	Type
1		2460.390	114.336	83.109	N/A	N/A	31.227	PK
2		2483.500	65.410	34.184	-8.590	74.000	31.226	PK
3	*	2484.156	67.018	35.791	-6.982	74.000	31.227	PK

Note 1: " * ", means this data is the worst emission level.

Note 2: Measure Level (dBμV/m) = Reading Level (dBμV) + Factor (dB/m).

Note 3: Factor (dB/m) = Cable Loss (dB) + Antenna Factor (dB/m).

Site: WZ-AC1	Time: 2023/12/05 - 03:23
Limit: FCC_2.4G_RE(3m)	Engineer: Frank Xue
Probe: BBHA9120D_1167_1-18GHz	Polarity: Vertical
EUT: ACCESS POINT	Power: By PoE
Test Mode: Transmit by 802.11ax-HE40 at 2452MHz	

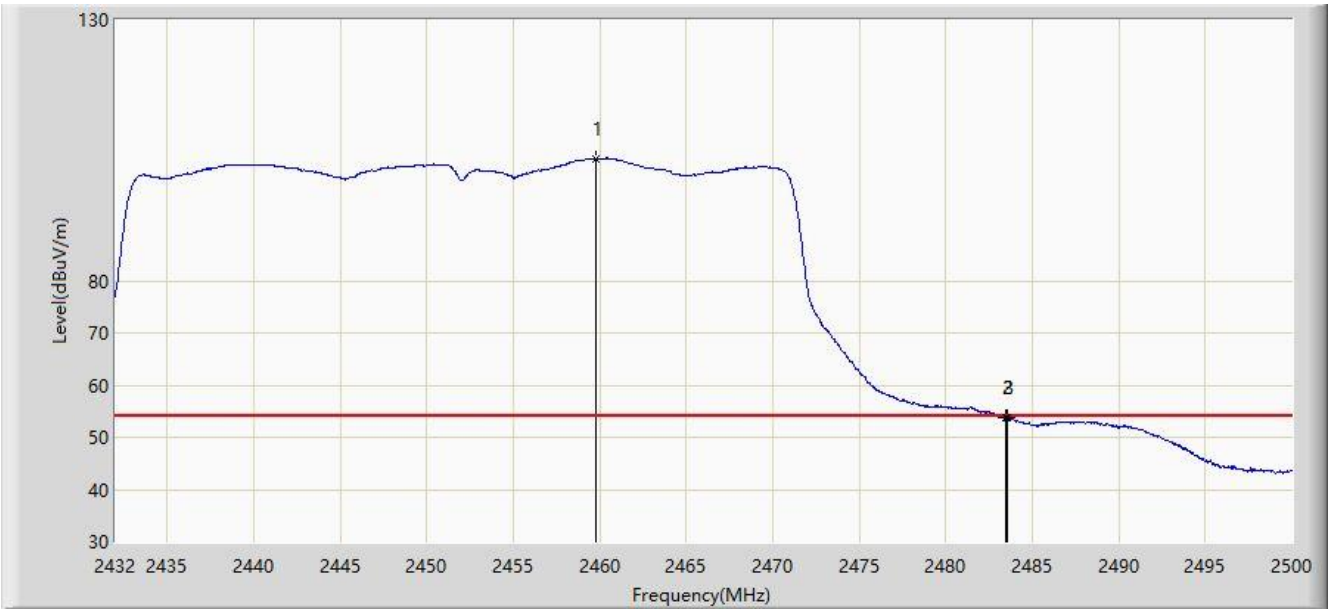

No	Mark	Frequency (MHz)	Measure Level (dBμV/m)	Reading Level (dBμV)	Margin (dB)	Limit (dBμV/m)	Factor (dB/m)	Type
1		2459.778	103.461	72.234	N/A	N/A	31.227	AV
2		2483.500	53.829	22.603	-0.171	54.000	31.226	AV
3	*	2483.578	53.830	22.604	-0.170	54.000	31.226	AV

Note 1: " * ", means this data is the worst emission level.

Note 2: Measure Level (dBμV/m) = Reading Level (dBμV) + Factor (dB/m).

Note 3: Factor (dB/m) = Cable Loss (dB) + Antenna Factor (dB/m).

Antenna Model: ANT-2x2-2005

Site: WZ-AC1	Time: 2023/12/21 - 19:37
Limit: FCC_2.4G_RE(3m)	Engineer: Ajin Fan
Probe: BBHA9120D_1167_1-18GHz	Polarity: Horizontal
EUT: ACCESS POINT	Power: By PoE
Test Mode: Transmit by 802.11b at 2412MHz	

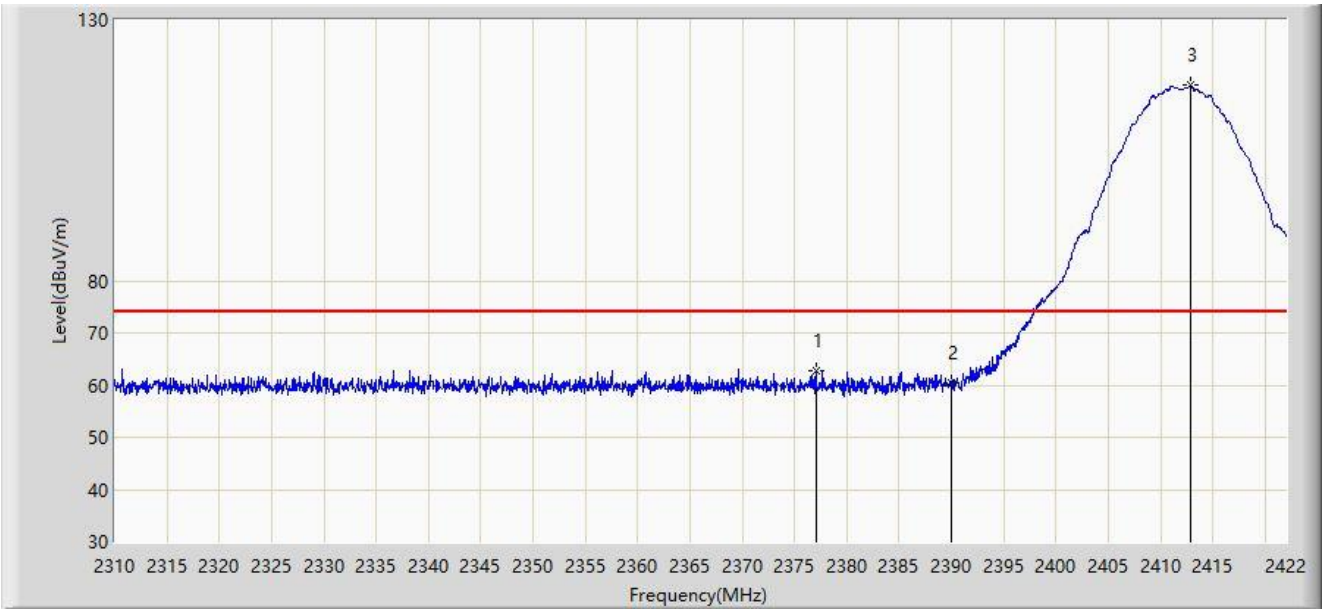

No	Mark	Frequency (MHz)	Measure Level (dBμV/m)	Reading Level (dBμV)	Margin (dB)	Limit (dBμV/m)	Factor (dB/m)	Type
1	*	2377.032	62.816	31.530	-11.184	74.000	31.286	PK
2		2390.000	60.321	29.067	-13.679	74.000	31.254	PK
3		2412.816	117.439	86.187	N/A	N/A	31.252	PK

Note 1: " * ", means this data is the worst emission level.

Note 2: Measure Level (dBμV/m) = Reading Level (dBμV) + Factor (dB/m).

Note 3: Factor (dB/m) = Cable Loss (dB) + Antenna Factor (dB/m).

Site: WZ-AC1	Time: 2023/12/21 - 19:43
Limit: FCC_2.4G_RE(3m)	Engineer: Ajin Fan
Probe: BBHA9120D_1167_1-18GHz	Polarity: Horizontal
EUT: ACCESS POINT	Power: By PoE
Test Mode: Transmit by 802.11b at 2412MHz	

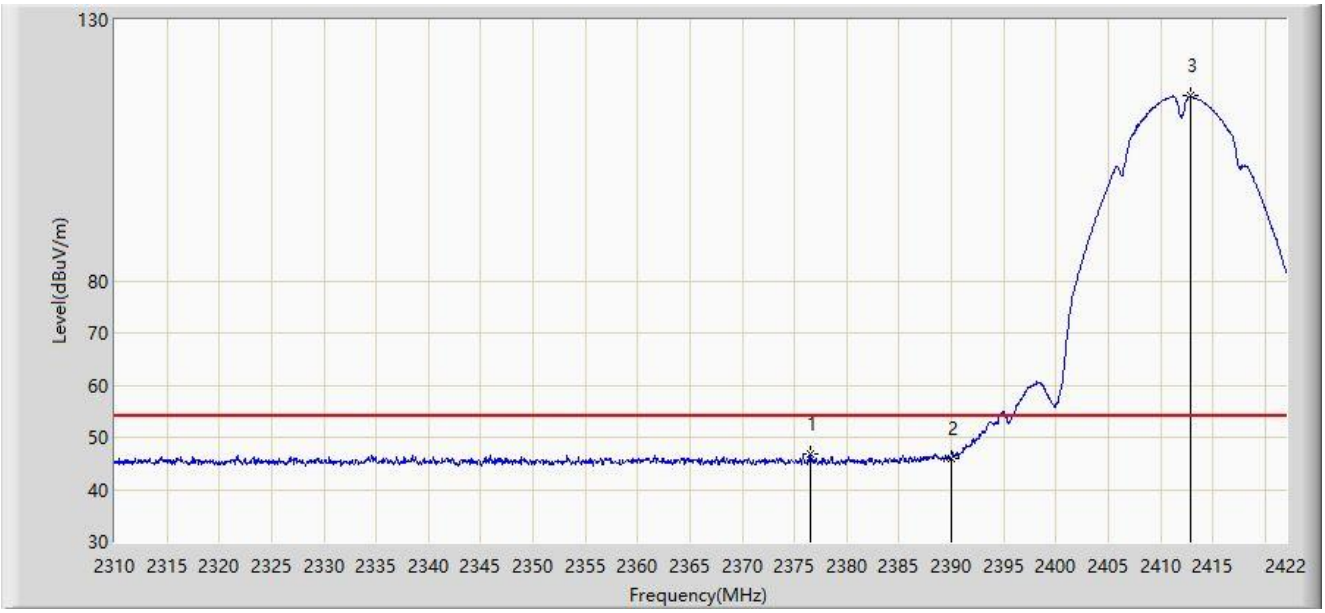

No	Mark	Frequency (MHz)	Measure Level (dBμV/m)	Reading Level (dBμV)	Margin (dB)	Limit (dBμV/m)	Factor (dB/m)	Type
1	*	2376.472	46.678	15.390	-7.322	54.000	31.288	AV
2		2390.000	46.010	14.756	-7.990	54.000	31.254	AV
3		2412.872	115.606	84.354	N/A	N/A	31.252	AV

Note 1: " * ", means this data is the worst emission level.

Note 2: Measure Level (dBμV/m) = Reading Level (dBμV) + Factor (dB/m).

Note 3: Factor (dB/m) = Cable Loss (dB) + Antenna Factor (dB/m).

Site: WZ-AC1	Time: 2023/12/21 - 19:45
Limit: FCC_2.4G_RE(3m)	Engineer: Ajin Fan
Probe: BBHA9120D_1167_1-18GHz	Polarity: Vertical
EUT: ACCESS POINT	Power: By PoE
Test Mode: Transmit by 802.11b at 2412MHz	

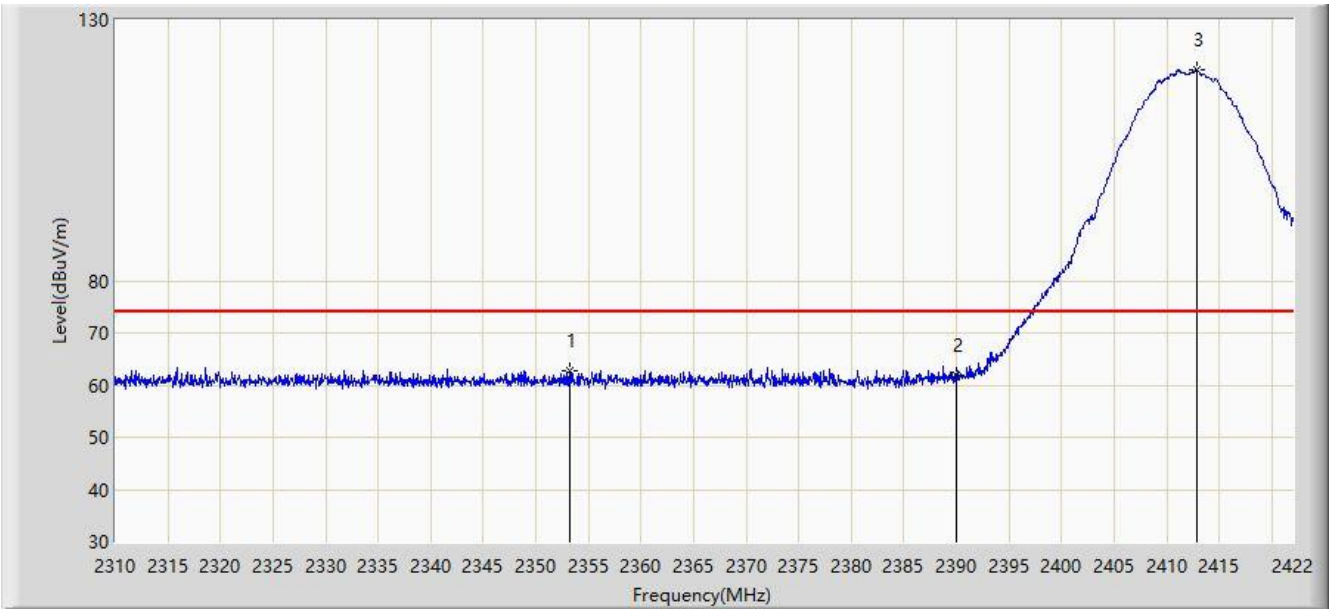

No	Mark	Frequency (MHz)	Measure Level (dBμV/m)	Reading Level (dBμV)	Margin (dB)	Limit (dBμV/m)	Factor (dB/m)	Type
1	*	2353.288	62.863	31.506	-11.137	74.000	31.357	PK
2		2390.000	61.763	30.509	-12.237	74.000	31.254	PK
3		2412.872	120.398	89.146	N/A	N/A	31.252	PK

Note 1: " * ", means this data is the worst emission level.

Note 2: Measure Level (dBμV/m) = Reading Level (dBμV) + Factor (dB/m).

Note 3: Factor (dB/m) = Cable Loss (dB) + Antenna Factor (dB/m).

Site: WZ-AC1	Time: 2023/12/21 - 20:01
Limit: FCC_2.4G_RE(3m)	Engineer: Ajin Fan
Probe: BBHA9120D_1167_1-18GHz	Polarity: Vertical
EUT: ACCESS POINT	Power: By PoE
Test Mode: Transmit by 802.11b at 2412MHz	

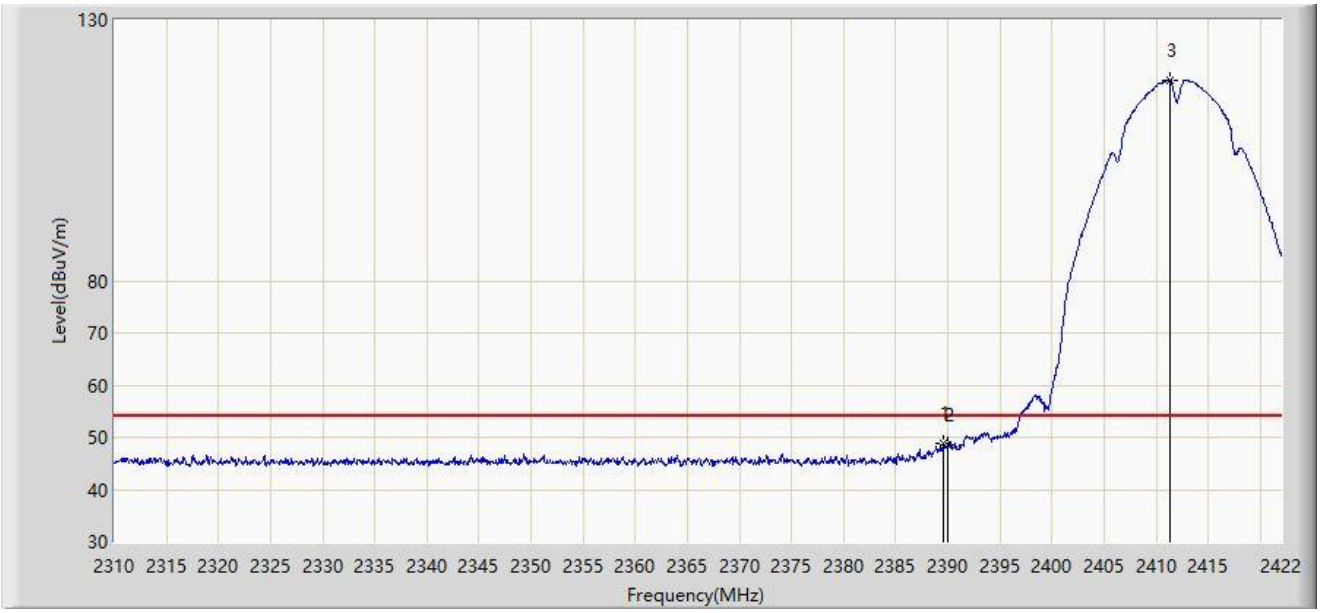

No	Mark	Frequency (MHz)	Measure Level (dBμV/m)	Reading Level (dBμV)	Margin (dB)	Limit (dBμV/m)	Factor (dB/m)	Type
1	*	2389.632	48.940	17.686	-5.060	54.000	31.254	AV
2		2390.000	48.600	17.346	-5.400	54.000	31.254	AV
3		2411.304	118.445	87.192	N/A	N/A	31.254	AV

Note 1: " * ", means this data is the worst emission level.

Note 2: Measure Level (dBμV/m) = Reading Level (dBμV) + Factor (dB/m).

Note 3: Factor (dB/m) = Cable Loss (dB) + Antenna Factor (dB/m).

Site: WZ-AC1	Time: 2023/12/21 - 20:04
Limit: FCC_2.4G_RE(3m)	Engineer: Ajin Fan
Probe: BBHA9120D_1167_1-18GHz	Polarity: Horizontal
EUT: ACCESS POINT	Power: By PoE
Test Mode: Transmit by 802.11b at 2462MHz	

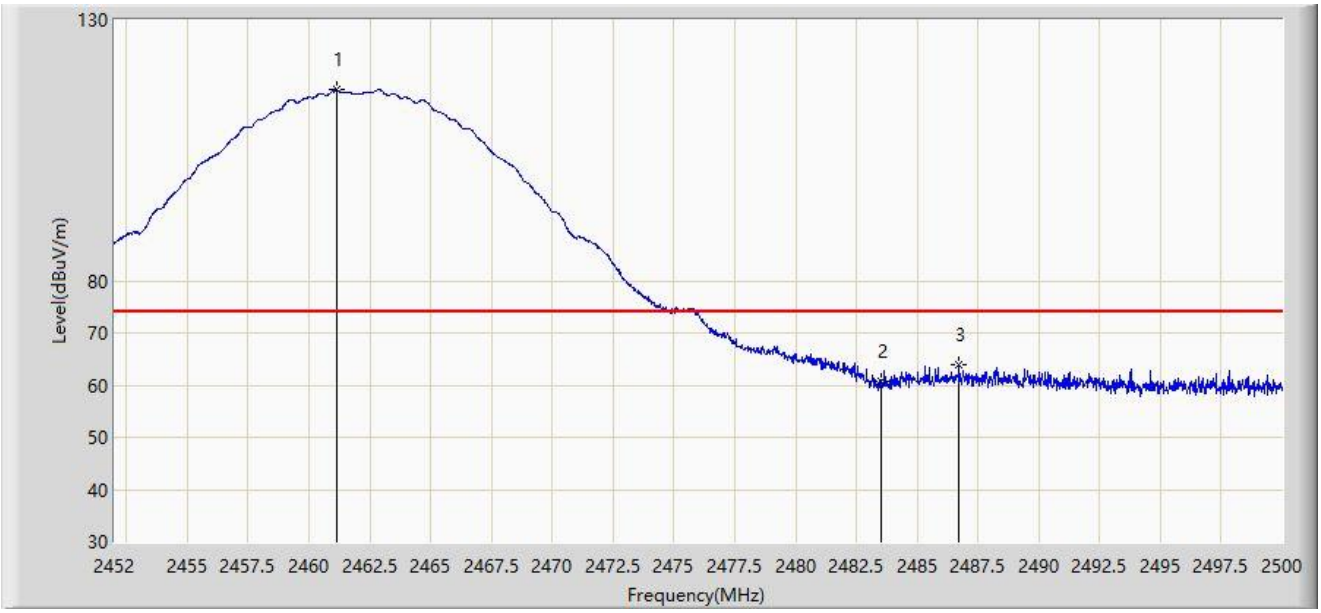

No	Mark	Frequency (MHz)	Measure Level (dBμV/m)	Reading Level (dBμV)	Margin (dB)	Limit (dBμV/m)	Factor (dB/m)	Type
1		2461.168	116.525	85.299	N/A	N/A	31.226	PK
2		2483.500	60.817	29.591	-13.183	74.000	31.226	PK
3	*	2486.704	64.041	32.812	-9.959	74.000	31.229	PK

Note 1: " * ", means this data is the worst emission level.

Note 2: Measure Level (dBμV/m) = Reading Level (dBμV) + Factor (dB/m).

Note 3: Factor (dB/m) = Cable Loss (dB) + Antenna Factor (dB/m).

Site: WZ-AC1	Time: 2023/12/21 - 20:07
Limit: FCC_2.4G_RE(3m)	Engineer: Ajin Fan
Probe: BBHA9120D_1167_1-18GHz	Polarity: Horizontal
EUT: ACCESS POINT	Power: By PoE
Test Mode: Transmit by 802.11b at 2462MHz	

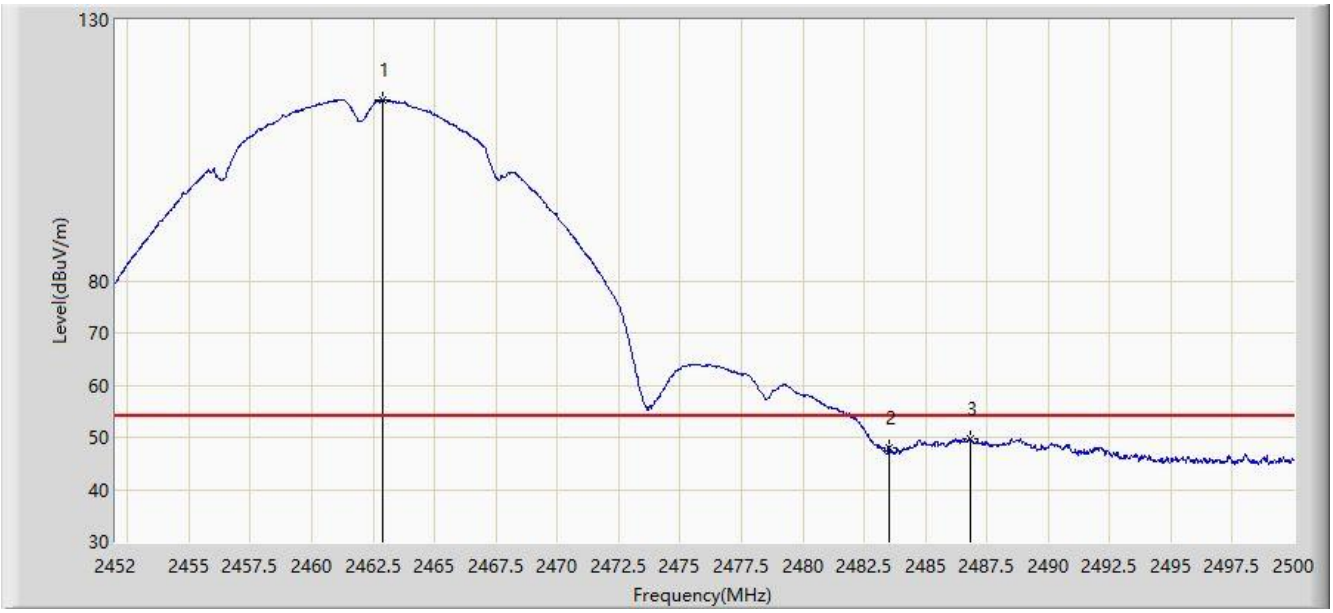

No	Mark	Frequency (MHz)	Measure Level (dBμV/m)	Reading Level (dBμV)	Margin (dB)	Limit (dBμV/m)	Factor (dB/m)	Type
1		2462.896	114.695	83.470	N/A	N/A	31.225	AV
2		2483.500	47.916	16.690	-6.084	54.000	31.226	AV
3	*	2486.800	49.851	18.622	-4.149	54.000	31.229	AV

Note 1: " * ", means this data is the worst emission level.

Note 2: Measure Level (dBμV/m) = Reading Level (dBμV) + Factor (dB/m).

Note 3: Factor (dB/m) = Cable Loss (dB) + Antenna Factor (dB/m).

Site: WZ-AC1	Time: 2023/12/21 - 20:08
Limit: FCC_2.4G_RE(3m)	Engineer: Ajin Fan
Probe: BBHA9120D_1167_1-18GHz	Polarity: Vertical
EUT: ACCESS POINT	Power: By PoE
Test Mode: Transmit by 802.11b at 2462MHz	

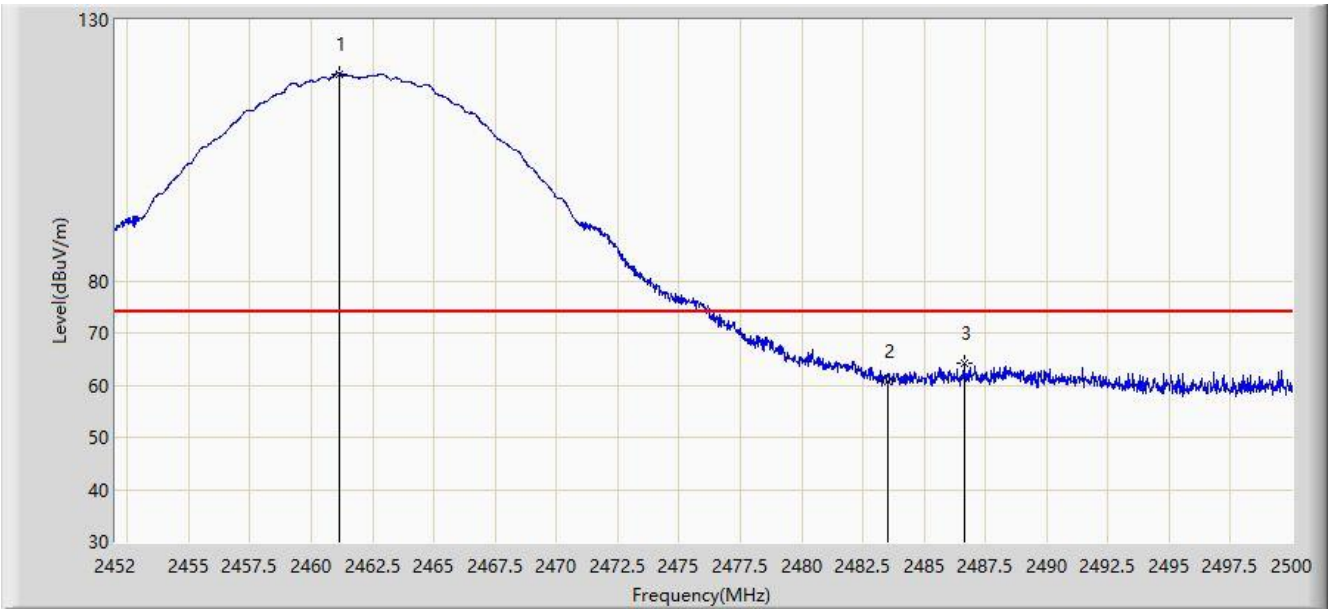

No	Mark	Frequency (MHz)	Measure Level (dBμV/m)	Reading Level (dBμV)	Margin (dB)	Limit (dBμV/m)	Factor (dB/m)	Type
1		2461.168	119.683	88.457	N/A	N/A	31.226	PK
2		2483.500	60.608	29.382	-13.392	74.000	31.226	PK
3	*	2486.656	64.286	33.057	-9.714	74.000	31.229	PK

Note 1: " * ", means this data is the worst emission level.

Note 2: Measure Level (dBμV/m) = Reading Level (dBμV) + Factor (dB/m).

Note 3: Factor (dB/m) = Cable Loss (dB) + Antenna Factor (dB/m).

Site: WZ-AC1	Time: 2023/12/21 - 20:10
Limit: FCC_2.4G_RE(3m)	Engineer: Ajin Fan
Probe: BBHA9120D_1167_1-18GHz	Polarity: Vertical
EUT: ACCESS POINT	Power: By PoE
Test Mode: Transmit by 802.11b at 2462MHz	

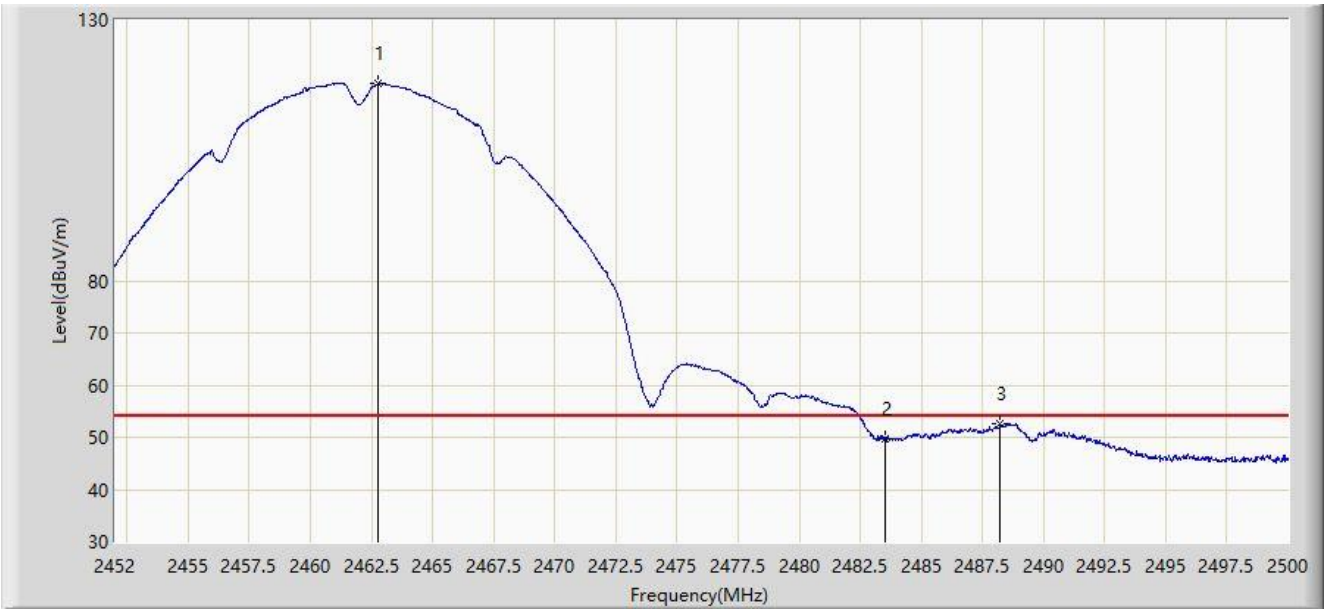

No	Mark	Frequency (MHz)	Measure Level (dBμV/m)	Reading Level (dBμV)	Margin (dB)	Limit (dBμV/m)	Factor (dB/m)	Type
1		2462.776	117.766	86.541	N/A	N/A	31.225	AV
2		2483.500	49.580	18.354	-4.420	54.000	31.226	AV
3	*	2488.240	52.651	21.421	-1.349	54.000	31.230	AV

Note 1: " * ", means this data is the worst emission level.

Note 2: Measure Level (dBμV/m) = Reading Level (dBμV) + Factor (dB/m).

Note 3: Factor (dB/m) = Cable Loss (dB) + Antenna Factor (dB/m).

Site: WZ-AC1	Time: 2023/12/21 - 20:29
Limit: FCC_2.4G_RE(3m)	Engineer: Ajin Fan
Probe: BBHA9120D_1167_1-18GHz	Polarity: Horizontal
EUT: ACCESS POINT	Power: By PoE
Test Mode: Transmit by 802.11g at 2412MHz	

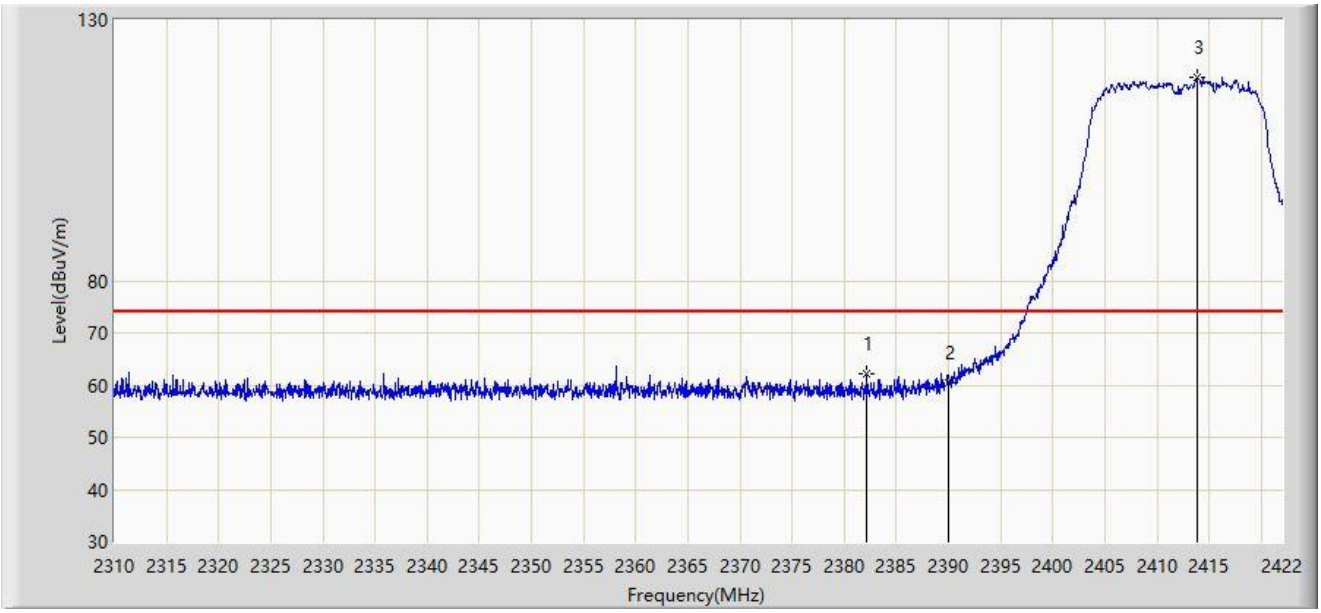

No	Mark	Frequency (MHz)	Measure Level (dBμV/m)	Reading Level (dBμV)	Margin (dB)	Limit (dBμV/m)	Factor (dB/m)	Type
1	*	2382.184	62.298	31.032	-11.702	74.000	31.267	PK
2		2390.000	60.518	29.264	-13.482	74.000	31.254	PK
3		2413.880	118.977	87.725	N/A	N/A	31.252	PK

Note 1: " * ", means this data is the worst emission level.

Note 2: Measure Level (dBμV/m) = Reading Level (dBμV) + Factor (dB/m).

Note 3: Factor (dB/m) = Cable Loss (dB) + Antenna Factor (dB/m).

Site: WZ-AC1	Time: 2023/12/21 - 20:30
Limit: FCC_2.4G_RE(3m)	Engineer: Ajin Fan
Probe: BBHA9120D_1167_1-18GHz	Polarity: Horizontal
EUT: ACCESS POINT	Power: By PoE
Test Mode: Transmit by 802.11g at 2412MHz	

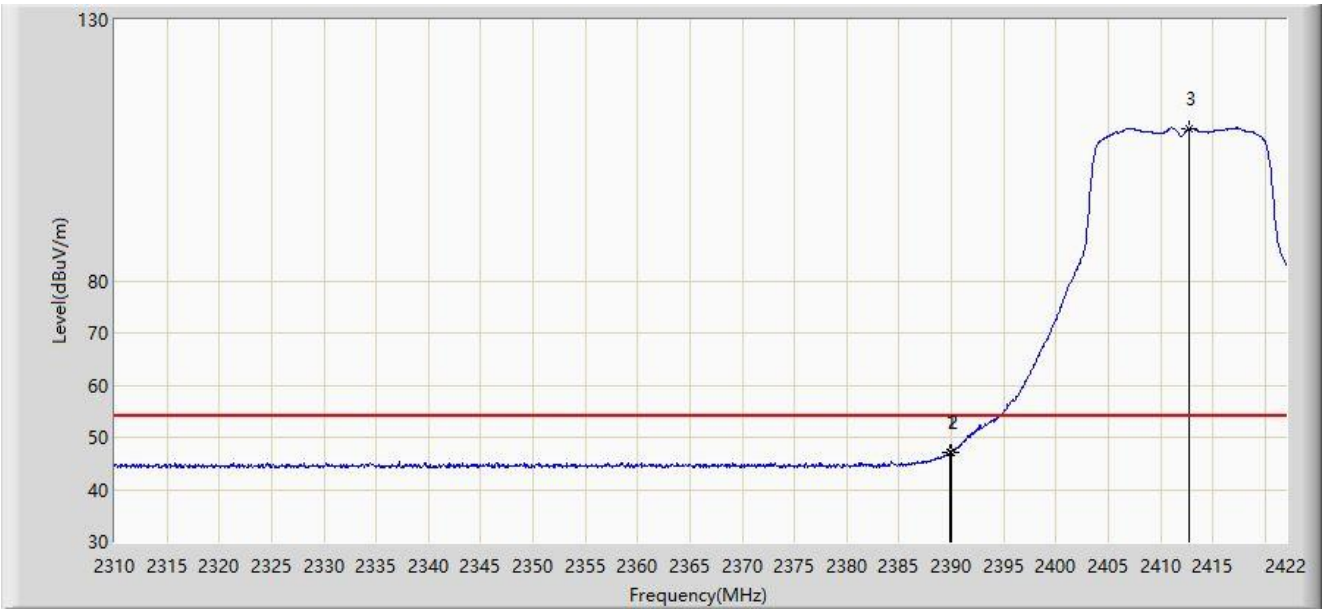

No	Mark	Frequency (MHz)	Measure Level (dBμV/m)	Reading Level (dBμV)	Margin (dB)	Limit (dBμV/m)	Factor (dB/m)	Type
1	*	2389.912	47.177	15.923	-6.823	54.000	31.254	AV
2		2390.000	47.033	15.779	-6.967	54.000	31.254	AV
3		2412.704	109.054	77.802	N/A	N/A	31.252	AV

Note 1: " * ", means this data is the worst emission level.

Note 2: Measure Level (dBμV/m) = Reading Level (dBμV) + Factor (dB/m).

Note 3: Factor (dB/m) = Cable Loss (dB) + Antenna Factor (dB/m).

Site: WZ-AC1	Time: 2023/12/21 - 20:28
Limit: FCC_2.4G_RE(3m)	Engineer: Ajin Fan
Probe: BBHA9120D_1167_1-18GHz	Polarity: Vertical
EUT: ACCESS POINT	Power: By PoE
Test Mode: Transmit by 802.11g at 2412MHz	

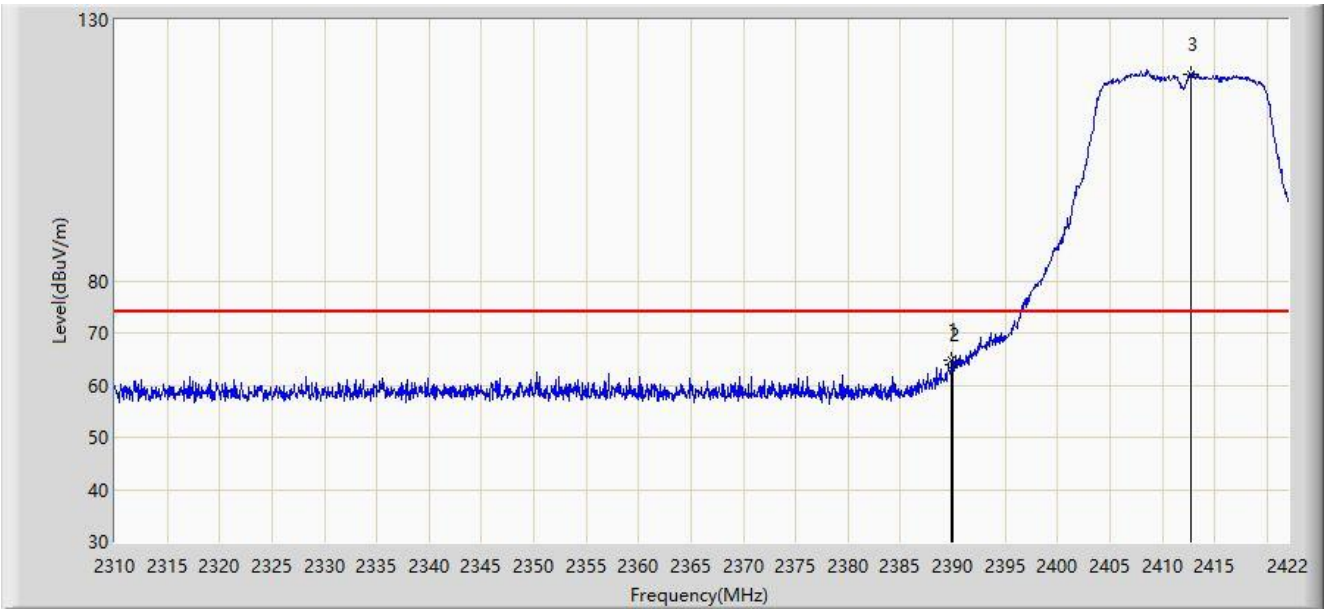

No	Mark	Frequency (MHz)	Measure Level (dBμV/m)	Reading Level (dBμV)	Margin (dB)	Limit (dBμV/m)	Factor (dB/m)	Type
1	*	2389.856	64.639	33.385	-9.361	74.000	31.254	PK
2		2390.000	64.011	32.757	-9.989	74.000	31.254	PK
3		2412.760	119.648	88.396	N/A	N/A	31.252	PK

Note 1: " * ", means this data is the worst emission level.

Note 2: Measure Level (dBμV/m) = Reading Level (dBμV) + Factor (dB/m).

Note 3: Factor (dB/m) = Cable Loss (dB) + Antenna Factor (dB/m).

Site: WZ-AC1	Time: 2023/12/21 - 20:25
Limit: FCC_2.4G_RE(3m)	Engineer: Ajin Fan
Probe: BBHA9120D_1167_1-18GHz	Polarity: Vertical
EUT: ACCESS POINT	Power: By PoE
Test Mode: Transmit by 802.11g at 2412MHz	

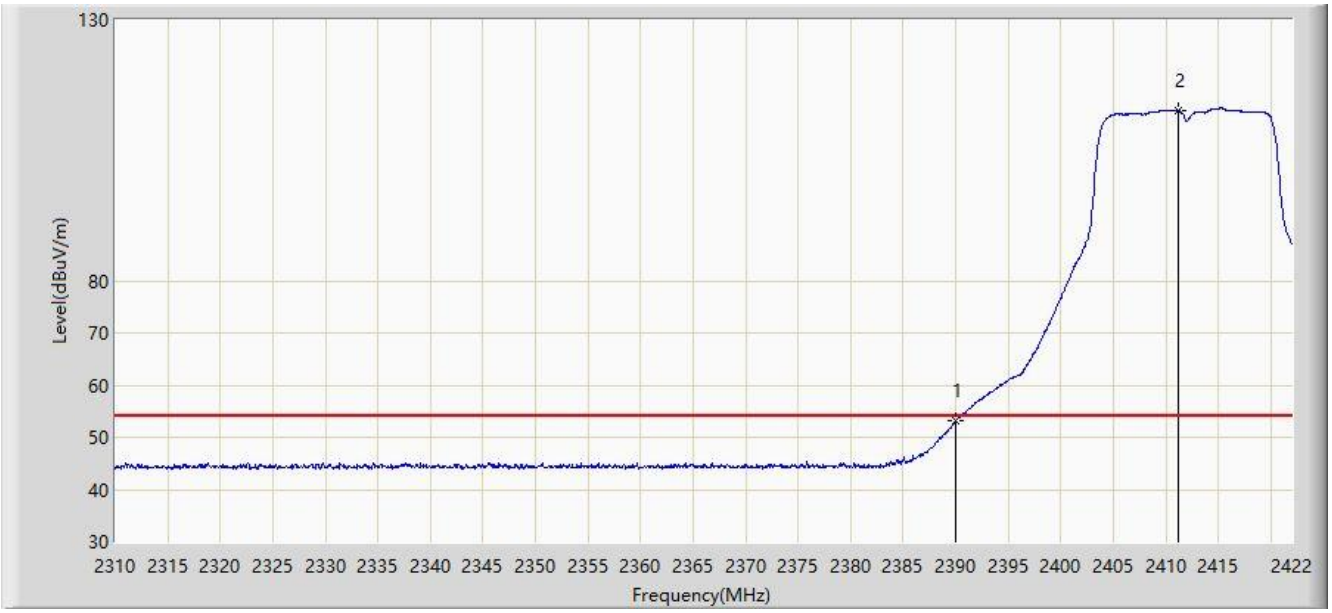

No	Mark	Frequency (MHz)	Measure Level (dBμV/m)	Reading Level (dBμV)	Margin (dB)	Limit (dBμV/m)	Factor (dB/m)	Type
1	*	2390.000	53.083	21.829	-0.917	54.000	31.254	AV
2		2411.192	112.717	81.464	N/A	N/A	31.254	AV

Note 1: " * ", means this data is the worst emission level.

Note 2: Measure Level (dBμV/m) = Reading Level (dBμV) + Factor (dB/m).

Note 3: Factor (dB/m) = Cable Loss (dB) + Antenna Factor (dB/m).

Site: WZ-AC1	Time: 2023/12/21 - 20:44
Limit: FCC_2.4G_RE(3m)	Engineer: Ajin Fan
Probe: BBHA9120D_1167_1-18GHz	Polarity: Horizontal
EUT: ACCESS POINT	Power: By PoE
Test Mode: Transmit by 802.11g at 2462MHz	

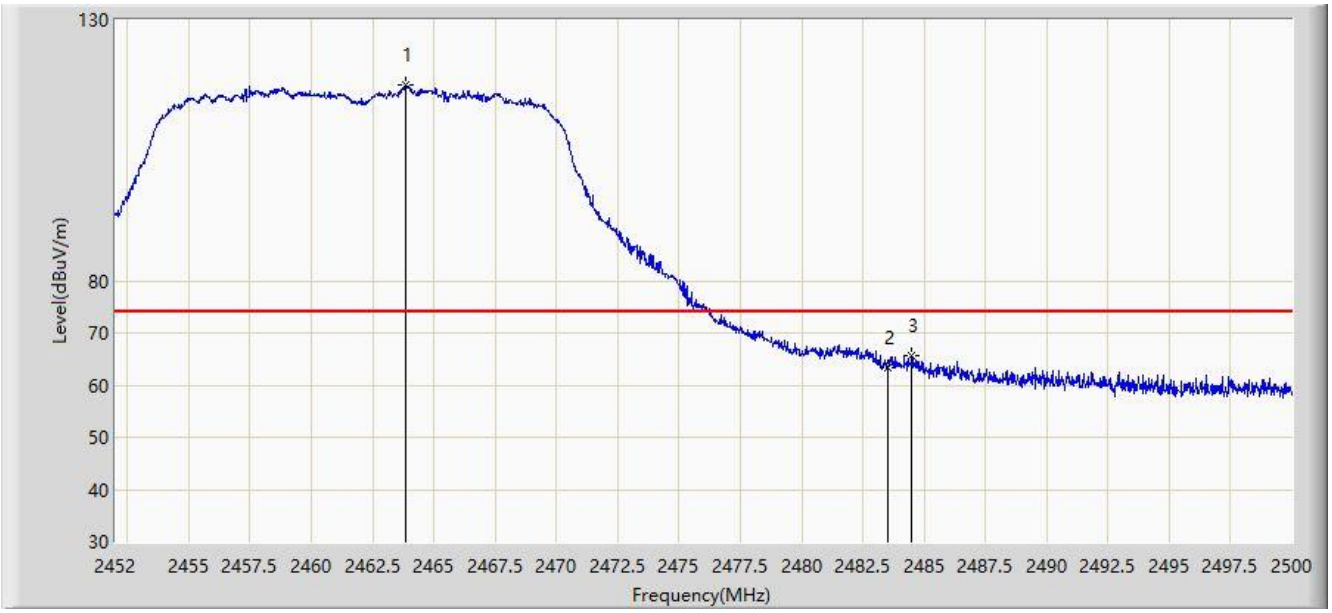

No	Mark	Frequency (MHz)	Measure Level (dBμV/m)	Reading Level (dBμV)	Margin (dB)	Limit (dBμV/m)	Factor (dB/m)	Type
1		2463.832	117.500	86.275	N/A	N/A	31.224	PK
2		2483.500	63.407	32.181	-10.593	74.000	31.226	PK
3	*	2484.496	65.697	34.470	-8.303	74.000	31.227	PK

Note 1: " * ", means this data is the worst emission level.

Note 2: Measure Level (dBμV/m) = Reading Level (dBμV) + Factor (dB/m).

Note 3: Factor (dB/m) = Cable Loss (dB) + Antenna Factor (dB/m).