802.11g Out-of-Band Emissions – Ant 1	
Channel 11 (2462MHz)	
100kHz PSD Reference Level	High Band Edge
	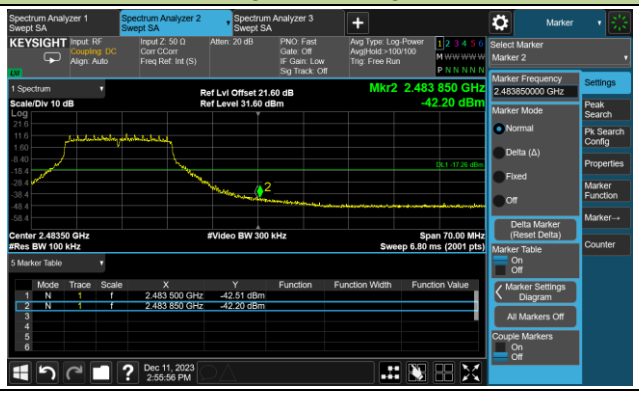
Spurious Emission	
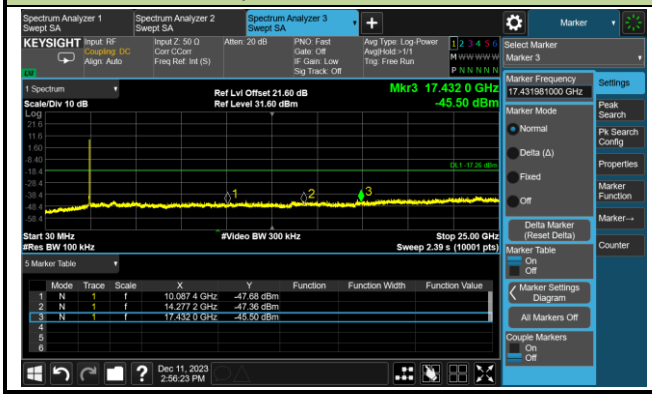	

802.11n-HT20 Out-of-Band Emissions – Ant 1	
Channel 11 (2462MHz)	
100kHz PSD Reference Level	High Band Edge
	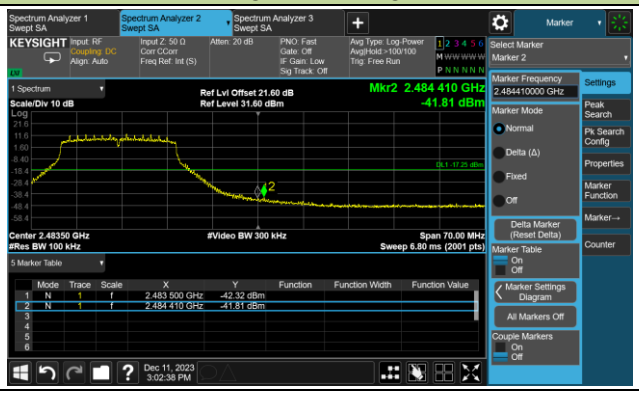
Spurious Emission	
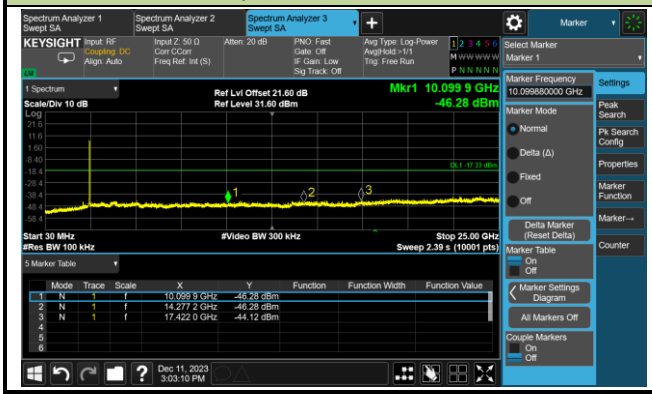	

802.11ax-HE20 Out-of-Band Emissions – Ant 1	
Channel 11 (2462MHz)	
100kHz PSD Reference Level	High Band Edge
	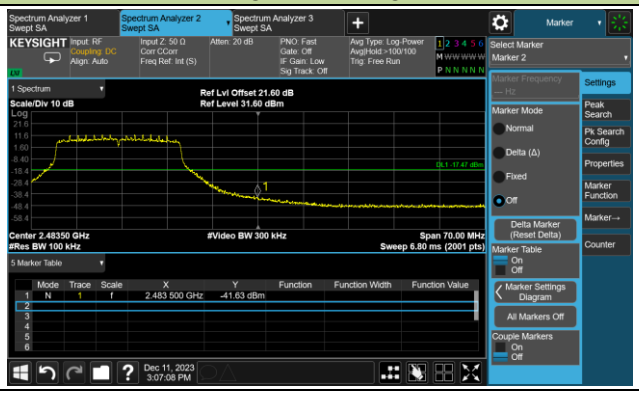
Spurious Emission	
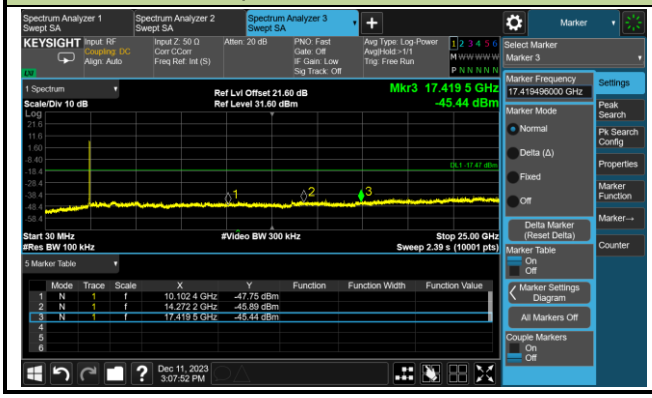	

6. Radiated Spurious Emission Measurement Test Result

Filter 1#

Test Site	WZ-AC1	Test Engineer	Ajin Fan
Test Date	2023-07-08	Test Mode	802.11b
Remark:	1. Average measurement was not performed if peak level lower than average limit. 2. Other frequency was 20dB below limit line within 1-18GHz, there is not show in the report.		

Test Channel	Frequency (MHz)	Reading Level (dBμV)	Factor (dB/m)	Measure Level (dBμV/m)	Limit (dBμV/m)	Margin (dB)	Detector	Polarization
01	4145.0	37.5	1.2	38.6	74.0	-35.4	Peak	Horizontal
	7383.5	37.8	8.4	46.2	74.0	-27.8	Peak	Horizontal
	10979.0	36.3	13.6	49.9	74.0	-24.1	Peak	Horizontal
	7434.5	35.5	8.4	43.9	74.0	-30.1	Peak	Vertical
	8242.0	33.5	8.6	42.1	74.0	-31.9	Peak	Vertical
	11098.0	35.6	13.4	48.9	74.0	-25.1	Peak	Vertical
06	7545.0	36.7	8.5	45.2	74.0	-28.8	Peak	Horizontal
	8157.0	36.4	9.1	45.4	74.0	-28.6	Peak	Horizontal
	10826.0	35.7	13.6	49.3	74.0	-24.7	Peak	Horizontal
	7485.5	37.4	8.5	45.9	74.0	-28.1	Peak	Vertical
	8284.5	36.7	8.5	45.2	74.0	-28.8	Peak	Vertical
	10953.5	36.0	13.6	49.6	74.0	-24.4	Peak	Vertical
11	7485.5	37.4	8.5	45.9	74.0	-28.1	Peak	Horizontal
	8242.0	36.0	8.6	44.6	74.0	-29.4	Peak	Horizontal
	11489.0	36.4	13.2	49.6	74.0	-24.4	Peak	Horizontal
	7485.5	37.4	8.5	45.9	74.0	-28.1	Peak	Vertical
	8284.5	36.7	8.5	45.2	74.0	-28.8	Peak	Vertical
	11489.0	36.4	13.2	49.6	74.0	-24.4	Peak	Vertical

Note: Measure Level (dBμV/m) = Reading Level (dBμV) + Factor (dB/m)

Factor (dB/m) = Cable Loss (dB) + Antenna Factor (dB/m) - Pre_Amplifier Gain (dB)

Test Site	WZ-AC1	Test Engineer	Ajin Fan
Test Date	2023-07-08	Test Mode	802.11g
Remark:	1. Average measurement was not performed if peak level lower than average limit. 2. Other frequency was 20dB below limit line within 1-18GHz, there is not show in the report.		

Test Channel	Frequency (MHz)	Reading Level (dBμV)	Factor (dB/m)	Measure Level (dBμV/m)	Limit (dBμV/m)	Margin (dB)	Detector	Polarization
01	7579.0	36.9	8.2	45.1	74.0	-28.9	Peak	Horizontal
	8293.0	36.3	8.6	45.0	74.0	-29.0	Peak	Horizontal
	11446.5	36.8	13.0	49.9	74.0	-24.1	Peak	Horizontal
	7434.5	34.9	8.4	43.2	74.0	-30.8	Peak	Vertical
	8344.0	36.4	8.6	45.0	74.0	-29.0	Peak	Vertical
	11395.5	36.3	12.9	49.3	74.0	-24.7	Peak	Vertical
06	7630.0	36.9	8.2	45.2	74.0	-28.8	Peak	Horizontal
	8106.0	36.7	9.1	45.8	74.0	-28.2	Peak	Horizontal
	11880.0	37.6	12.0	49.6	74.0	-24.4	Peak	Horizontal
	7485.5	36.8	8.5	45.3	74.0	-28.7	Peak	Vertical
	8352.5	36.7	8.7	45.4	74.0	-28.6	Peak	Vertical
	11880.0	37.6	12.0	49.6	74.0	-24.4	Peak	Vertical
11	7358.0	36.7	8.4	45.0	74.0	-29.0	Peak	Horizontal
	8097.5	35.5	9.2	44.7	74.0	-29.3	Peak	Horizontal
	11098.0	36.3	13.4	49.7	74.0	-24.3	Peak	Horizontal
	7536.5	36.1	8.4	44.6	74.0	-29.4	Peak	Vertical
	8267.5	36.7	8.5	45.2	74.0	-28.8	Peak	Vertical
	11098.0	36.3	13.4	49.7	74.0	-24.3	Peak	Vertical

Note: Measure Level (dBμV/m) = Reading Level (dBμV) + Factor (dB/m)

Factor (dB/m) = Cable Loss (dB) + Antenna Factor (dB/m) - Pre_Amplifier Gain (dB)

Test Site	WZ-AC1	Test Engineer	Ajin Fan
Test Date	2023-07-08	Test Mode	802.11n-HT20
Remark:	1. Average measurement was not performed if peak level lower than average limit. 2. Other frequency was 20dB below limit line within 1-18GHz, there is not show in the report.		

Test Channel	Frequency (MHz)	Reading Level (dBμV)	Factor (dB/m)	Measure Level (dBμV/m)	Limit (dBμV/m)	Margin (dB)	Detector	Polarization
01	7477.0	36.4	8.5	44.8	74.0	-29.2	Peak	Horizontal
	8097.5	36.8	9.2	45.9	74.0	-28.1	Peak	Horizontal
	10953.5	35.9	13.6	49.6	74.0	-24.4	Peak	Horizontal
	7400.5	36.8	8.3	45.1	74.0	-28.9	Peak	Vertical
	8446.0	36.2	9.0	45.2	74.0	-28.8	Peak	Vertical
	11412.5	36.5	12.9	49.4	74.0	-24.6	Peak	Vertical
06	7400.5	36.6	8.3	45.0	74.0	-29.0	Peak	Horizontal
	8242.0	34.8	8.6	43.4	74.0	-30.6	Peak	Horizontal
	10902.5	35.2	13.6	48.9	74.0	-25.1	Peak	Horizontal
	7494.0	36.7	8.5	45.2	74.0	-28.8	Peak	Vertical
	8335.5	36.2	8.6	44.8	74.0	-29.2	Peak	Vertical
	11540.0	36.6	12.8	49.5	74.0	-24.5	Peak	Vertical
11	7596.0	36.7	8.2	44.8	74.0	-29.2	Peak	Horizontal
	8174.0	36.7	8.8	45.5	74.0	-28.5	Peak	Horizontal
	11429.5	35.9	13.0	48.9	74.0	-25.1	Peak	Horizontal
	7366.5	36.1	8.4	44.6	74.0	-29.4	Peak	Vertical
	8259.0	36.1	8.6	44.7	74.0	-29.3	Peak	Vertical
	12058.5	36.7	12.3	49.0	74.0	-25.0	Peak	Vertical

Note: Measure Level (dBμV/m) = Reading Level (dBμV) + Factor (dB/m)

Factor (dB/m) = Cable Loss (dB) + Antenna Factor (dB/m) - Pre_Amplifier Gain (dB)

Test Site	WZ-AC1	Test Engineer	Ajin Fan
Test Date	2023-07-08	Test Mode	802.11n-HT40
Remark:	1. Average measurement was not performed if peak level lower than average limit. 2. Other frequency was 20dB below limit line within 1-18GHz, there is not show in the report.		

Test Channel	Frequency (MHz)	Reading Level (dBμV)	Factor (dB/m)	Measure Level (dBμV/m)	Limit (dBμV/m)	Margin (dB)	Detector	Polarization
03	7536.5	36.4	8.4	44.8	74.0	-29.2	Peak	Horizontal
	8114.5	35.9	8.9	44.8	74.0	-29.2	Peak	Horizontal
	12271.0	36.5	12.3	48.9	74.0	-25.1	Peak	Horizontal
	7392.0	36.3	8.4	44.6	74.0	-29.4	Peak	Vertical
	8182.5	36.3	8.7	45.0	74.0	-29.0	Peak	Vertical
	11463.5	35.9	12.9	48.8	74.0	-25.2	Peak	Vertical
06	7375.0	36.2	8.5	44.7	74.0	-29.3	Peak	Horizontal
	8301.5	35.8	8.6	44.5	74.0	-29.5	Peak	Horizontal
	11387.0	36.1	12.9	49.0	74.0	-25.0	Peak	Horizontal
	7477.0	36.5	8.5	45.0	74.0	-29.0	Peak	Vertical
	8318.5	35.7	8.6	44.3	74.0	-29.7	Peak	Vertical
	11489.0	35.8	13.2	49.0	74.0	-25.0	Peak	Vertical
09	7485.5	37.0	8.5	45.5	74.0	-28.5	Peak	Horizontal
	8403.5	35.7	8.9	44.6	74.0	-29.4	Peak	Horizontal
	11174.5	35.9	12.9	48.8	74.0	-25.2	Peak	Horizontal
	7613.0	37.3	8.2	45.5	74.0	-28.5	Peak	Vertical
	8225.0	36.2	8.6	44.8	74.0	-29.2	Peak	Vertical
	11455.0	36.1	12.9	49.1	74.0	-24.9	Peak	Vertical

Note: Measure Level (dBμV/m) = Reading Level (dBμV) + Factor (dB/m)

Factor (dB/m) = Cable Loss (dB) + Antenna Factor (dB/m) - Pre_Amplifier Gain (dB)

Test Site	WZ-AC1	Test Engineer	Ajin Fan
Test Date	2023-07-08	Test Mode	802.11ax-HE20
Remark:	1. Average measurement was not performed if peak level lower than average limit. 2. Other frequency was 20dB below limit line within 1-18GHz, there is not show in the report.		

Test Channel	Frequency (MHz)	Reading Level (dBμV)	Factor (dB/m)	Measure Level (dBμV/m)	Limit (dBμV/m)	Margin (dB)	Detector	Polarization
01	7307.0	36.3	8.2	44.6	74.0	-29.4	Peak	Horizontal
	8403.5	35.8	8.9	44.7	74.0	-29.3	Peak	Horizontal
	11149.0	35.4	13.3	48.7	74.0	-25.3	Peak	Horizontal
	7392.0	36.2	8.4	44.6	74.0	-29.4	Peak	Vertical
	8208.0	34.4	8.7	43.2	74.0	-30.8	Peak	Vertical
	11421.0	35.9	12.9	48.8	74.0	-25.2	Peak	Vertical
06	7375.0	35.8	8.5	44.3	74.0	-29.7	Peak	Horizontal
	8361.0	34.8	8.7	43.5	74.0	-30.5	Peak	Horizontal
	11489.0	36.4	13.2	49.6	74.0	-24.4	Peak	Horizontal
	7647.0	36.8	8.2	45.0	74.0	-29.0	Peak	Vertical
	8420.5	34.0	8.9	42.9	74.0	-31.1	Peak	Vertical
	12033.0	35.7	12.3	48.1	74.0	-25.9	Peak	Vertical
11	7477.0	36.2	8.5	44.6	74.0	-29.4	Peak	Horizontal
	8310.0	35.8	8.6	44.4	74.0	-29.6	Peak	Horizontal
	11472.0	36.1	12.8	49.0	74.0	-25.0	Peak	Horizontal
	7460.0	36.2	8.5	44.7	74.0	-29.3	Peak	Vertical
	8454.5	34.9	9.2	44.0	74.0	-30.0	Peak	Vertical
	12432.5	36.1	12.3	48.4	74.0	-25.6	Peak	Vertical

Note: Measure Level (dBμV/m) = Reading Level (dBμV) + Factor (dB/m)

Factor (dB/m) = Cable Loss (dB) + Antenna Factor (dB/m) - Pre_Amplifier Gain (dB)

Test Site	WZ-AC1	Test Engineer	Ajin Fan
Test Date	2023-07-08	Test Mode	802.11ax-HE40
Remark:	1. Average measurement was not performed if peak level lower than average limit. 2. Other frequency was 20dB below limit line within 1-18GHz, there is not show in the report.		

Test Channel	Frequency (MHz)	Reading Level (dBμV)	Factor (dB/m)	Measure Level (dBμV/m)	Limit (dBμV/m)	Margin (dB)	Detector	Polarization
03	7587.5	37.1	8.2	45.3	74.0	-28.7	Peak	Horizontal
	8395.0	35.1	8.8	43.9	74.0	-30.1	Peak	Horizontal
	10911.0	35.5	13.6	49.2	74.0	-24.8	Peak	Horizontal
	7604.5	36.6	8.2	44.8	74.0	-29.2	Peak	Vertical
	8276.0	35.1	8.4	43.4	74.0	-30.6	Peak	Vertical
	11514.5	36.1	13.0	49.0	74.0	-25.0	Peak	Vertical
06	7715.0	37.7	8.2	45.9	74.0	-28.1	Peak	Horizontal
	8242.0	36.7	8.6	45.3	74.0	-28.7	Peak	Horizontal
	11463.5	36.3	12.9	49.2	74.0	-24.8	Peak	Horizontal
	7434.5	34.9	8.4	43.3	74.0	-30.7	Peak	Vertical
	8310.0	36.1	8.6	44.7	74.0	-29.3	Peak	Vertical
	11982.0	37.4	12.1	49.5	74.0	-24.5	Peak	Vertical
09	7613.0	36.7	8.2	45.0	74.0	-29.0	Peak	Horizontal
	8437.5	37.1	8.9	46.0	74.0	-28.0	Peak	Horizontal
	11055.5	35.6	13.6	49.2	74.0	-24.8	Peak	Horizontal
	7545.0	36.4	8.5	44.9	74.0	-29.1	Peak	Vertical
	8165.5	35.6	8.9	44.5	74.0	-29.5	Peak	Vertical
	11497.5	36.4	13.1	49.5	74.0	-24.5	Peak	Vertical

Note: Measure Level (dBμV/m) = Reading Level (dBμV) + Factor (dB/m)

Factor (dB/m) = Cable Loss (dB) + Antenna Factor (dB/m) - Pre_Amplifier Gain (dB)

Filter 2#

Test Site	WZ-AC1	Test Engineer	Ajin Fan
Test Date	2023-12-18	Test Mode	802.11b
Remark:	1. Average measurement was not performed if peak level lower than average limit. 2. Other frequency was 20dB below limit line within 1-18GHz, there is not show in the report.		

Test Channel	Frequency (MHz)	Reading Level (dBμV)	Factor (dB/m)	Measure Level (dBμV/m)	Limit (dBμV/m)	Margin (dB)	Detector	Polarization
01	7426.0	37.7	8.5	46.2	74.0	-27.8	Peak	Horizontal
	8097.5	37.8	9.4	47.2	74.0	-26.8	Peak	Horizontal
	11157.5	36.9	13.8	50.7	74.0	-23.3	Peak	Horizontal
	7485.5	37.3	8.6	45.9	74.0	-28.1	Peak	Vertical
	8437.5	37.1	8.9	46.0	74.0	-28.0	Peak	Vertical
	11004.5	35.2	14.3	49.5	74.0	-24.5	Peak	Vertical
06	7477.0	36.5	8.6	45.1	74.0	-28.9	Peak	Horizontal
	8497.0	36.3	9.1	45.4	74.0	-28.6	Peak	Horizontal
	10894.0	35.2	14.0	49.2	74.0	-24.8	Peak	Horizontal
	7485.5	37.0	8.6	45.6	74.0	-28.4	Peak	Vertical
	8310.0	36.2	8.7	44.9	74.0	-29.1	Peak	Vertical
	11047.0	35.0	14.2	49.2	74.0	-24.8	Peak	Vertical

Note: Measure Level (dBμV/m) = Reading Level (dBμV) + Factor (dB/m)

Factor (dB/m) = Cable Loss (dB) + Antenna Factor (dB/m) - Pre_Amplifier Gain (dB)

Test Site	WZ-AC1	Test Engineer	Ajin Fan
Test Date	2023-12-18	Test Mode	802.11g
Remark:	1. Average measurement was not performed if peak level lower than average limit. 2. Other frequency was 20dB below limit line within 1-18GHz, there is not show in the report.		

Test Channel	Frequency (MHz)	Reading Level (dBμV)	Factor (dB/m)	Measure Level (dBμV/m)	Limit (dBμV/m)	Margin (dB)	Detector	Polarization
01	7494.0	37.9	8.6	46.5	74.0	-27.5	Peak	Horizontal
	8097.5	36.1	9.4	45.5	74.0	-28.5	Peak	Horizontal
	11684.5	36.4	12.8	49.2	74.0	-24.8	Peak	Horizontal
	7358.0	36.5	8.5	45.0	74.0	-29.0	Peak	Vertical
	8097.5	36.3	9.4	45.7	74.0	-28.3	Peak	Vertical
	10868.5	35.7	13.9	49.6	74.0	-24.4	Peak	Vertical
06	7409.0	36.7	8.4	45.1	74.0	-28.9	Peak	Horizontal
	8174.0	36.6	9.0	45.6	74.0	-28.4	Peak	Horizontal
	10894.0	35.4	14.0	49.4	74.0	-24.6	Peak	Horizontal
	7315.5	36.6	8.3	44.9	74.0	-29.1	Peak	Vertical
	8131.5	36.3	9.1	45.4	74.0	-28.6	Peak	Vertical
	11013.0	35.0	14.3	49.3	74.0	-24.7	Peak	Vertical

Note: Measure Level (dBμV/m) = Reading Level (dBμV) + Factor (dB/m)

Factor (dB/m) = Cable Loss (dB) + Antenna Factor (dB/m) - Pre_Amplifier Gain (dB)

Test Site	WZ-AC1	Test Engineer	Ajin Fan
Test Date	2023-12-18	Test Mode	802.11n-HT20
Remark:	1. Average measurement was not performed if peak level lower than average limit. 2. Other frequency was 20dB below limit line within 1-18GHz, there is not show in the report.		

Test Channel	Frequency (MHz)	Reading Level (dBμV)	Factor (dB/m)	Measure Level (dBμV/m)	Limit (dBμV/m)	Margin (dB)	Detector	Polarization
01	7417.5	36.6	8.4	45.0	74.0	-29.0	Peak	Horizontal
	8480.0	35.6	9.2	44.8	74.0	-29.2	Peak	Horizontal
	11523.0	36.4	13.6	50.0	74.0	-24.0	Peak	Horizontal
	7494.0	37.3	8.6	45.9	74.0	-28.1	Peak	Vertical
	8140.0	37.0	9.2	46.2	74.0	-27.8	Peak	Vertical
	11055.5	35.3	14.1	49.4	74.0	-24.6	Peak	Vertical
06	7494.0	36.4	8.6	45.0	74.0	-29.0	Peak	Horizontal
	8140.0	36.3	9.2	45.5	74.0	-28.5	Peak	Horizontal
	11429.5	35.9	13.6	49.5	74.0	-24.5	Peak	Horizontal
	7332.5	37.0	8.2	45.2	74.0	-28.8	Peak	Vertical
	8369.5	37.1	8.9	46.0	74.0	-28.0	Peak	Vertical
	10987.5	35.4	14.3	49.7	74.0	-24.3	Peak	Vertical

Note: Measure Level (dBμV/m) = Reading Level (dBμV) + Factor (dB/m)

Factor (dB/m) = Cable Loss (dB) + Antenna Factor (dB/m) - Pre_Amplifier Gain (dB)

Test Site	WZ-AC1	Test Engineer	Ajin Fan
Test Date	2023-12-18	Test Mode	802.11n-HT40
Remark:	1. Average measurement was not performed if peak level lower than average limit. 2. Other frequency was 20dB below limit line within 1-18GHz, there is not show in the report.		

Test Channel	Frequency (MHz)	Reading Level (dBμV)	Factor (dB/m)	Measure Level (dBμV/m)	Limit (dBμV/m)	Margin (dB)	Detector	Polarization
03	7536.5	36.8	8.5	45.3	74.0	-28.7	Peak	Horizontal
	8089.0	36.3	9.2	45.5	74.0	-28.5	Peak	Horizontal
	11072.5	35.6	14.0	49.6	74.0	-24.4	Peak	Horizontal
	7324.0	36.3	8.2	44.5	74.0	-29.5	Peak	Vertical
	8480.0	36.1	9.2	45.3	74.0	-28.7	Peak	Vertical
	11480.5	35.1	13.6	48.7	74.0	-25.3	Peak	Vertical
Note: Measure Level (dBμV/m) = Reading Level (dBμV) + Factor (dB/m) Factor (dB/m) = Cable Loss (dB) + Antenna Factor (dB/m) - Pre_Amplifier Gain (dB)								

Test Site	WZ-AC1	Test Engineer	Ajin Fan
Test Date	2023-12-18	Test Mode	802.11ax-HE20
Remark:	1. Average measurement was not performed if peak level lower than average limit. 2. Other frequency was 20dB below limit line within 1-18GHz, there is not show in the report.		

Test Channel	Frequency (MHz)	Reading Level (dBμV)	Factor (dB/m)	Measure Level (dBμV/m)	Limit (dBμV/m)	Margin (dB)	Detector	Polarization
01	7511.0	36.4	8.4	44.8	74.0	-29.2	Peak	Horizontal
	8165.5	36.1	9.2	45.3	74.0	-28.7	Peak	Horizontal
	10843.0	35.2	14.1	49.3	74.0	-24.7	Peak	Horizontal
	7417.5	37.2	8.4	45.6	74.0	-28.4	Peak	Vertical
	8055.0	36.4	9.5	45.9	74.0	-28.1	Peak	Vertical
	10996.0	34.9	14.4	49.3	74.0	-24.7	Peak	Vertical
06	7366.5	35.7	8.6	44.3	74.0	-29.7	Peak	Horizontal
	8250.5	36.4	8.7	45.1	74.0	-28.9	Peak	Horizontal
	11455.0	35.4	13.5	48.9	74.0	-25.1	Peak	Horizontal
	7298.5	36.0	8.4	44.4	74.0	-29.6	Peak	Vertical
	8106.0	36.0	9.3	45.3	74.0	-28.7	Peak	Vertical
	11064.0	35.2	13.9	49.1	74.0	-24.9	Peak	Vertical

Note: Measure Level (dBμV/m) = Reading Level (dBμV) + Factor (dB/m)

Factor (dB/m) = Cable Loss (dB) + Antenna Factor (dB/m) - Pre_Amplifier Gain (dB)

Test Site	WZ-AC1	Test Engineer	Ajin Fan
Test Date	2023-12-18	Test Mode	802.11ax-HE40
Remark:	1. Average measurement was not performed if peak level lower than average limit. 2. Other frequency was 20dB below limit line within 1-18GHz, there is not show in the report.		

Test Channel	Frequency (MHz)	Reading Level (dBμV)	Factor (dB/m)	Measure Level (dBμV/m)	Limit (dBμV/m)	Margin (dB)	Detector	Polarization
03	7443.0	36.9	8.6	45.5	74.0	-28.5	Peak	Horizontal
	8140.0	36.0	9.2	45.2	74.0	-28.8	Peak	Horizontal
	10996.0	34.4	14.4	48.8	74.0	-25.2	Peak	Horizontal
	7341.0	37.3	8.2	45.5	74.0	-28.5	Peak	Vertical
	8055.0	35.5	9.5	45.0	74.0	-29.0	Peak	Vertical
	11081.0	35.1	14.0	49.1	74.0	-24.9	Peak	Vertical
Note: Measure Level (dBμV/m) = Reading Level (dBμV) + Factor (dB/m) Factor (dB/m) = Cable Loss (dB) + Antenna Factor (dB/m) - Pre_Amplifier Gain (dB)								

Filter 1#

Test Site	WZ-AC1	Test Engineer	Ajin Fan
Test Date	2023-12-18	Test Mode	802.11b
Remark:	1. Average measurement was not performed if peak level lower than average limit. 2. Other frequency was 20dB below limit line within 1-18GHz, there is not show in the report.		

Test Channel	Frequency (MHz)	Reading Level (dBμV)	Factor (dB/m)	Measure Level (dBμV/m)	Limit (dBμV/m)	Margin (dB)	Detector	Polarization
11	7298.5	36.3	8.4	44.7	74.0	-29.3	Peak	Horizontal
	8208.0	36.5	8.9	45.4	74.0	-28.6	Peak	Horizontal
	11072.5	35.1	14.0	49.1	74.0	-24.9	Peak	Horizontal
	7383.5	35.7	8.6	44.3	74.0	-29.7	Peak	Vertical
	8420.5	36.3	9.0	45.3	74.0	-28.7	Peak	Vertical
	10979.0	34.6	14.0	48.6	74.0	-25.4	Peak	Vertical
Note: Measure Level (dBμV/m) = Reading Level (dBμV) + Factor (dB/m) Factor (dB/m) = Cable Loss (dB) + Antenna Factor (dB/m) - Pre_Amplifier Gain (dB)								

Test Site	WZ-AC1	Test Engineer	Ajin Fan
Test Date	2023-12-18	Test Mode	802.11g
Remark:	1. Average measurement was not performed if peak level lower than average limit. 2. Other frequency was 20dB below limit line within 1-18GHz, there is not show in the report.		

Test Channel	Frequency (MHz)	Reading Level (dBμV)	Factor (dB/m)	Measure Level (dBμV/m)	Limit (dBμV/m)	Margin (dB)	Detector	Polarization
11	7536.5	36.1	8.5	44.6	74.0	-29.4	Peak	Horizontal
	8420.5	36.0	9.0	45.0	74.0	-29.0	Peak	Horizontal
	11038.5	34.9	14.1	49.0	74.0	-25.0	Peak	Horizontal
	7536.5	36.8	8.5	45.3	74.0	-28.7	Peak	Vertical
	8055.0	36.2	9.5	45.7	74.0	-28.3	Peak	Vertical
	11497.5	35.5	13.7	49.2	74.0	-24.8	Peak	Vertical

Note: Measure Level (dBμV/m) = Reading Level (dBμV) + Factor (dB/m)

Factor (dB/m) = Cable Loss (dB) + Antenna Factor (dB/m) - Pre_Amplifier Gain (dB)

Test Site	WZ-AC1	Test Engineer	Ajin Fan
Test Date	2023-12-18	Test Mode	802.11n-HT20
Remark:	1. Average measurement was not performed if peak level lower than average limit. 2. Other frequency was 20dB below limit line within 1-18GHz, there is not show in the report.		

Test Channel	Frequency (MHz)	Reading Level (dBμV)	Factor (dB/m)	Measure Level (dBμV/m)	Limit (dBμV/m)	Margin (dB)	Detector	Polarization
11	7366.5	36.6	8.6	45.2	74.0	-28.8	Peak	Horizontal
	8420.5	35.9	9.0	44.9	74.0	-29.1	Peak	Horizontal
	10987.5	35.1	14.3	49.4	74.0	-24.6	Peak	Horizontal
	7536.5	36.1	8.5	44.6	74.0	-29.4	Peak	Vertical
	8199.5	36.1	8.9	45.0	74.0	-29.0	Peak	Vertical
	10860.0	35.0	14.0	49.0	74.0	-25.0	Peak	Vertical
Note: Measure Level (dBμV/m) = Reading Level (dBμV) + Factor (dB/m) Factor (dB/m) = Cable Loss (dB) + Antenna Factor (dB/m) - Pre_Amplifier Gain (dB)								

Test Site	WZ-AC1	Test Engineer	Ajin Fan
Test Date	2023-07-08	Test Mode	802.11ax-HE20
Remark:	1. Average measurement was not performed if peak level lower than average limit. 2. Other frequency was 20dB below limit line within 1-18GHz, there is not show in the report.		

Test Channel	Frequency (MHz)	Reading Level (dBμV)	Factor (dB/m)	Measure Level (dBμV/m)	Limit (dBμV/m)	Margin (dB)	Detector	Polarization
11	7460.0	36.9	8.6	45.5	74.0	-28.5	Peak	Horizontal
	8361.0	36.2	8.8	45.0	74.0	-29.0	Peak	Horizontal
	10851.5	35.3	14.1	49.4	74.0	-24.6	Peak	Horizontal
	7358.0	36.5	8.5	45.0	74.0	-29.0	Peak	Vertical
	8174.0	36.3	9.0	45.3	74.0	-28.7	Peak	Vertical
	11106.5	35.2	13.7	48.9	74.0	-25.1	Peak	Vertical

Note: Measure Level (dBμV/m) = Reading Level (dBμV) + Factor (dB/m)

Factor (dB/m) = Cable Loss (dB) + Antenna Factor (dB/m) - Pre_Amplifier Gain (dB)

The Result of Radiated Emission below 1GHz:

Site: WZ-AC1	Test Date: 2023-10-12
Limit: FCC_Part 15.209_RSE(3m)	Engineer: Carl Jiang
Probe: FMZB1519_0.009-30MHz	Polarity: Coaxial
EUT: ACCESS POINT	Power: By PoE
Test Mode: Transmit by 802.11b at 2462MHz	

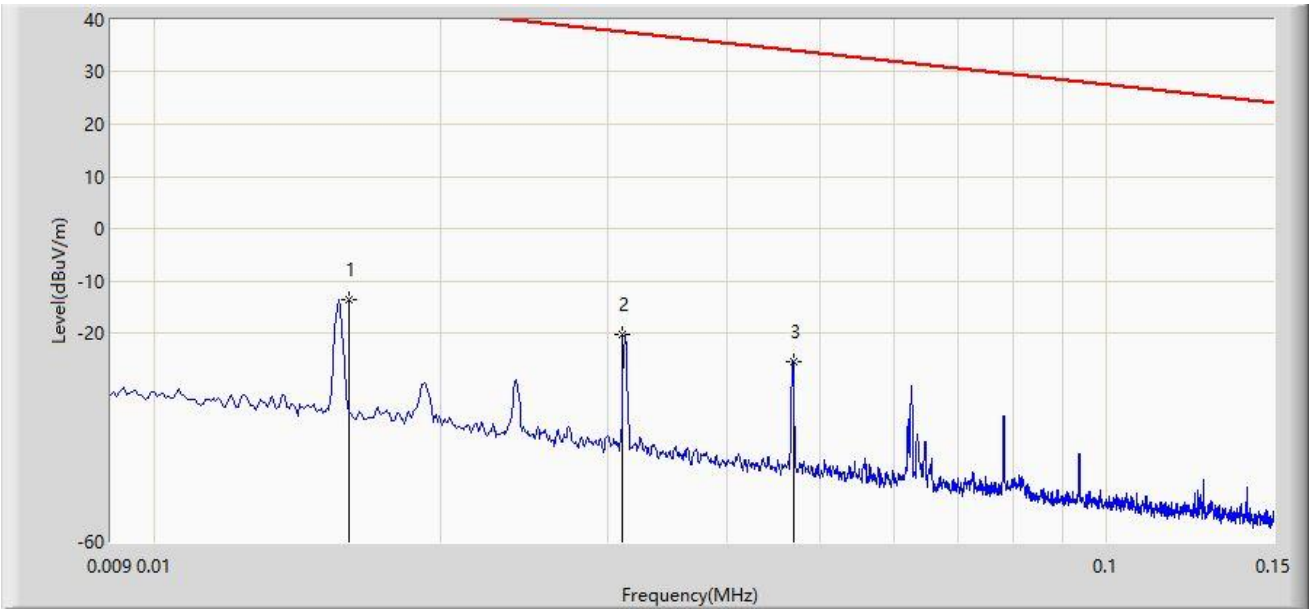

No	Mark	Frequency (MHz)	Measure Level (dBμV/m)	Reading Level (dBμV)	Margin (dB)	Limit (dBμV/m)	Factor (dB/m)	Type
1	*	0.016	-13.732	66.232	-57.238	43.505	-79.964	PK
2		0.031	-20.316	59.645	-58.079	37.764	-79.961	PK
3		0.047	-25.531	54.426	-59.682	34.151	-79.957	PK

Note 1: " * ", means this data is the worst emission level.

Note 2: Measure Level (dBμV/m) = Reading Level (dBμV) + Factor (dB/m).

Note 3: Factor (dB/m) = Cable Loss (dB) + Antenna Factor (dB/m).

Note 4: Quasi-Peak measurement was not performed when peak measure level was lower than the quasi-peak limit.

Site: WZ-AC1	Test Date: 2023-10-12
Limit: FCC_Part 15.209_RSE(3m)	Engineer: Carl Jiang
Probe: FMZB1519_0.009-30MHz	Polarity: Coaxial
EUT: ACCESS POINT	Power: By PoE
Test Mode: Transmit by 802.11b at 2462MHz	

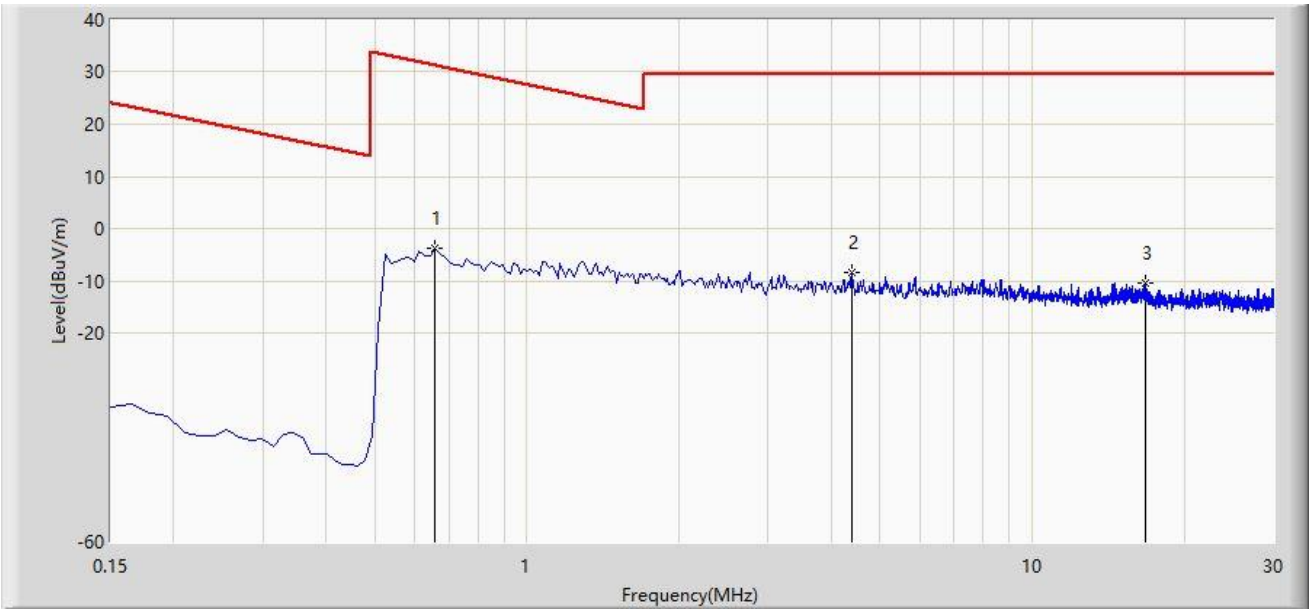

No	Mark	Frequency (MHz)	Measure Level (dBμV/m)	Reading Level (dBμV)	Margin (dB)	Limit (dBμV/m)	Factor (dB/m)	Type
1	*	0.657	-3.834	36.002	-35.094	31.260	-39.836	PK
2		4.389	-8.291	31.450	-37.791	29.500	-39.741	PK
3		16.702	-10.341	29.315	-39.841	29.500	-39.656	PK

Note 1: " * ", means this data is the worst emission level.

Note 2: Measure Level (dBμV/m) = Reading Level (dBμV) + Factor (dB/m).

Note 3: Factor (dB/m) = Cable Loss (dB) + Antenna Factor (dB/m).

Note 4: Quasi-Peak measurement was not performed when peak measure level was lower than the quasi-peak limit.

Site: WZ-AC1	Test Date: 2023-10-12
Limit: FCC_Part 15.209_RSE(3m)	Engineer: Carl Jiang
Probe: FMZB1519_0.009-30MHz	Polarity: Coplanar
EUT: ACCESS POINT	Power: By PoE
Test Mode: Transmit by 802.11b at 2462MHz	

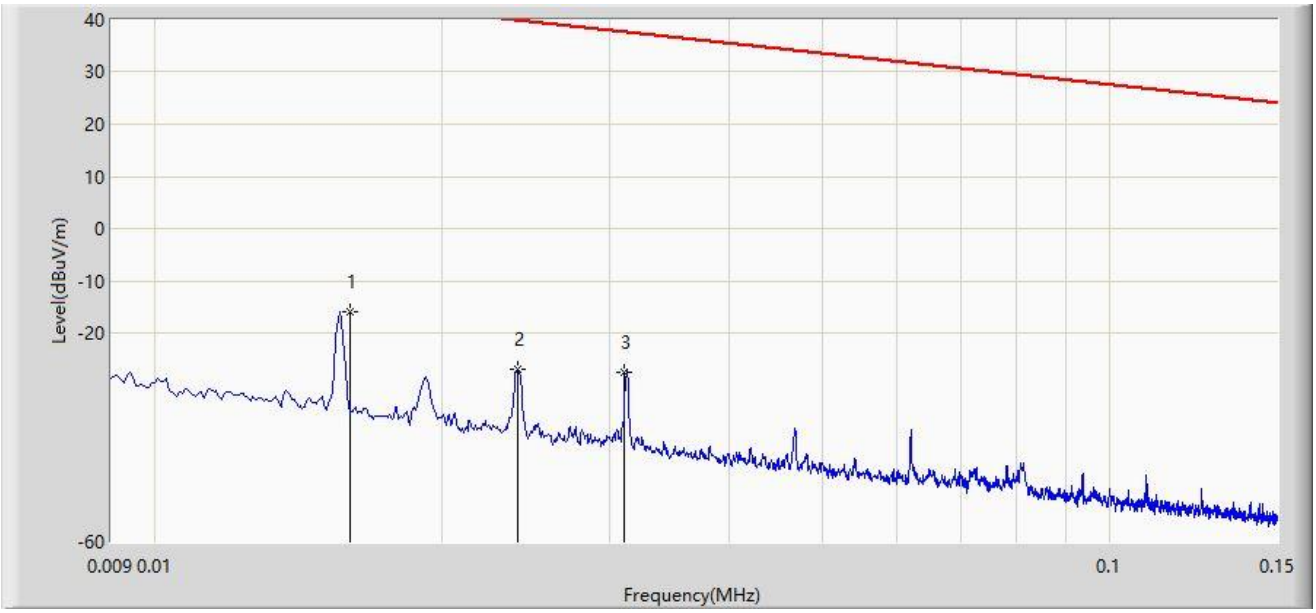

No	Mark	Frequency (MHz)	Measure Level (dBμV/m)	Reading Level (dBμV)	Margin (dB)	Limit (dBμV/m)	Factor (dB/m)	Type
1	*	0.016	-16.075	63.889	-59.581	43.505	-79.964	PK
2		0.024	-27.074	52.888	-67.060	39.985	-79.962	PK
3		0.031	-27.523	52.438	-65.286	37.764	-79.961	PK

Note 1: " * ", means this data is the worst emission level.

Note 2: Measure Level (dBμV/m) = Reading Level (dBμV) + Factor (dB/m).

Note 3: Factor (dB/m) = Cable Loss (dB) + Antenna Factor (dB/m).

Note 4: Quasi-Peak measurement was not performed when peak measure level was lower than the quasi-peak limit.

Site: WZ-AC1	Test Date: 2023-10-12
Limit: FCC_Part 15.209_RSE(3m)	Engineer: Carl Jiang
Probe: FMZB1519_0.009-30MHz	Polarity: Coplanar
EUT: ACCESS POINT	Power: By PoE
Test Mode: Transmit by 802.11b at 2462MHz	

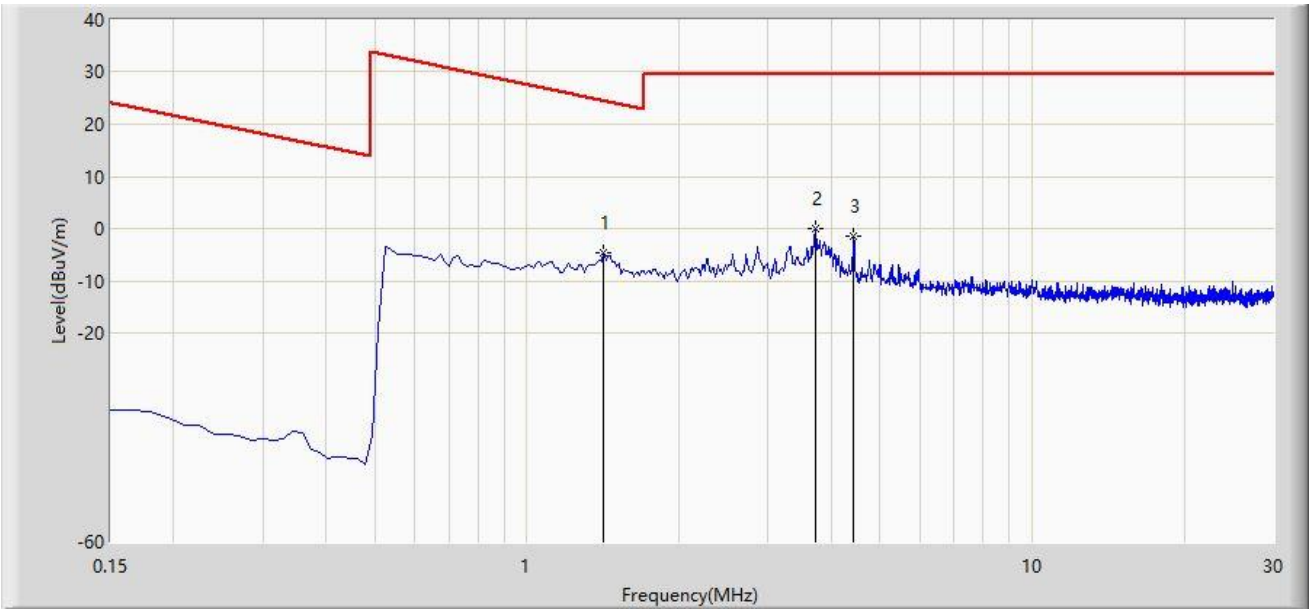

No	Mark	Frequency (MHz)	Measure Level (dBμV/m)	Reading Level (dBμV)	Margin (dB)	Limit (dBμV/m)	Factor (dB/m)	Type
1	*	1.419	-4.592	35.205	-29.182	24.590	-39.797	PK
2		3.717	-0.007	39.754	-29.507	29.500	-39.761	PK
3		4.433	-1.474	38.265	-30.974	29.500	-39.739	PK

Note 1: " * ", means this data is the worst emission level.

Note 2: Measure Level (dBμV/m) = Reading Level (dBμV) + Factor (dB/m).

Note 3: Factor (dB/m) = Cable Loss (dB) + Antenna Factor (dB/m).

Note 4: Quasi-Peak measurement was not performed when peak measure level was lower than the quasi-peak limit.

Site: WZ-AC1	Test Date: 2023-08-22
Limit: FCC_Part 15.209_RSE(3m)	Engineer: Carl Jiang
Probe: VULB 9168_25-2000MHz	Polarity: Horizontal
EUT: ACCESS POINT	Power: By PoE
Test Mode: Transmit by 802.11b at 2462MHz	

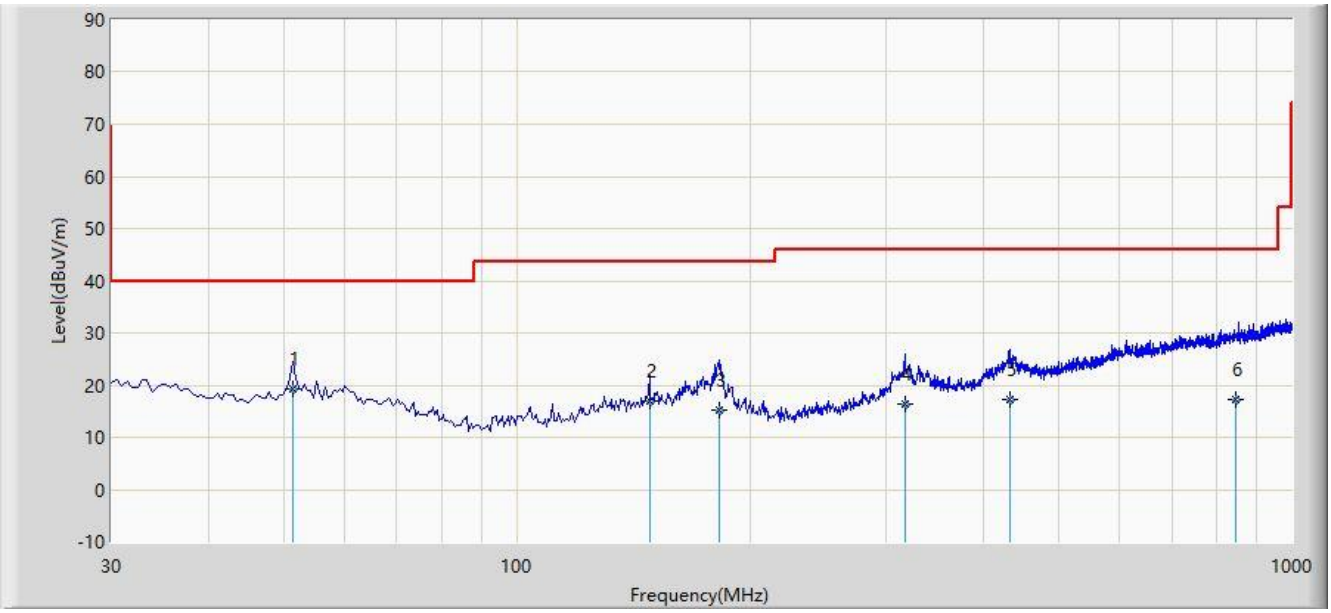

No	Mark	Frequency (MHz)	Measure Level (dBμV/m)	Reading Level (dBμV)	Margin (dB)	Limit (dBμV/m)	Factor (dB/m)	Type
1	*	51.340	19.282	0.700	-20.718	40.000	18.582	QP
2		148.340	16.954	-1.100	-26.546	43.500	18.055	QP
3		182.290	15.186	-1.400	-28.314	43.500	16.586	QP
4		317.120	16.305	-2.800	-29.695	46.000	19.105	QP
5		432.065	17.264	-4.700	-28.736	46.000	21.964	QP
6		845.010	17.361	-11.700	-28.639	46.000	29.061	QP

Note 1: " * ", means this data is the worst emission level.

Note 2: Measure Level (dBμV/m) = Reading Level (dBμV) + Factor (dB/m).

Note 3: Factor (dB/m) = Cable Loss (dB) + Antenna Factor (dB/m).

Note 4: The amplitude of radiated emissions (frequency range from 9kHz to 30MHz and 18GHz to 25GHz) is that proximity to ambient noise, which also are attenuated more than 20 dB below the permissible value. Therefore, the data is not presented in the report.

Site: WZ-AC1	Test Date: 2023-08-22
Limit: FCC_Part 15.209_RSE(3m)	Engineer: Carl Jiang
Probe: VULB 9168_25-2000MHz	Polarity: Vertical
EUT: ACCESS POINT	Power: By PoE
Test Mode: Transmit by 802.11b at 2462MHz	

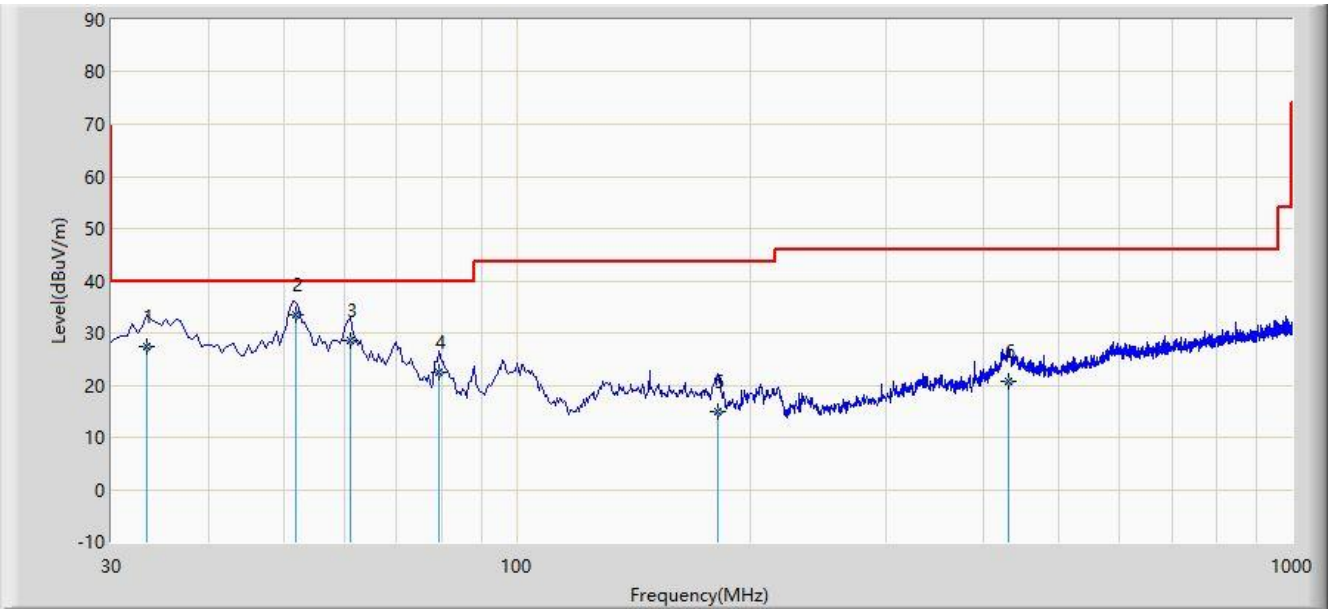

No	Mark	Frequency (MHz)	Measure Level (dBμV/m)	Reading Level (dBμV)	Margin (dB)	Limit (dBμV/m)	Factor (dB/m)	Type
1		33.395	27.484	10.100	-12.516	40.000	17.384	QP
2	*	51.825	33.474	14.900	-6.526	40.000	18.574	QP
3		61.040	28.440	10.600	-11.560	40.000	17.840	QP
4		79.470	22.600	8.200	-17.400	40.000	14.400	QP
5		181.805	14.949	-1.700	-28.551	43.500	16.649	QP
6		431.580	20.645	-1.300	-25.355	46.000	21.944	QP

Note 1: " * ", means this data is the worst emission level.

Note 2: Measure Level (dBμV/m) = Reading Level (dBμV) + Factor (dB/m).

Note 3: Factor (dB/m) = Cable Loss (dB) + Antenna Factor (dB/m).

Note 4: The amplitude of radiated emissions (frequency range from 9kHz to 30MHz and 18GHz to 25GHz) is that proximity to ambient noise, which also are attenuated more than 20 dB below the permissible value. Therefore, the data is not presented in the report.

Site: WZ-AC1	Test Date: 2023-09-22
Limit: FCC_Part 15.209_RSE(3m)	Engineer: Ajin Fan
Probe: BBHA9170_993_18-40GHz	Polarity: Horizontal
EUT: ACCESS POINT	Power: By PoE
Test Mode: Transmit by 802.11b at 2462MHz	

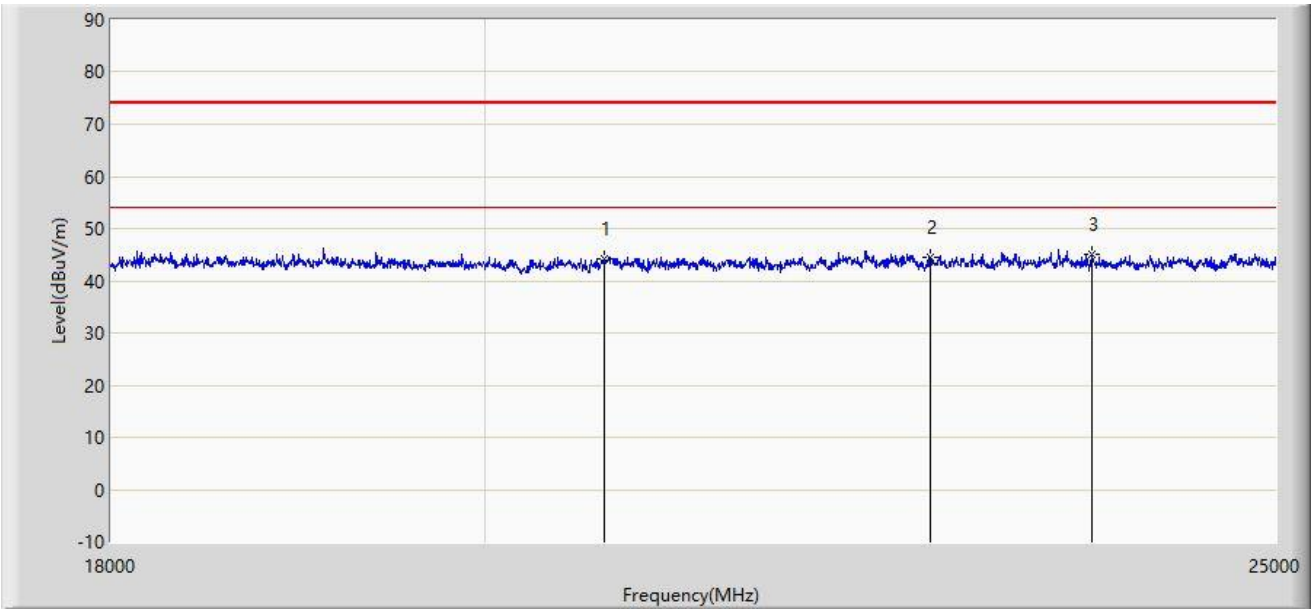

No	Mark	Frequency (MHz)	Measure Level (dBμV/m)	Reading Level (dBμV)	Margin (dB)	Limit (dBμV/m)	Factor (dB/m)	Type
1		20691.500	44.299	53.093	-29.701	74.000	-8.794	PK
2		22683.000	44.616	51.666	-29.384	74.000	-7.049	PK
3	*	23743.500	44.953	51.391	-29.047	74.000	-6.438	PK

Note 1: " * ", means this data is the worst emission level.

Note 2: Measure Level (dBμV/m) = Reading Level (dBμV) + Factor (dB/m).

Note 3: Factor (dB/m) = Cable Loss (dB) + Antenna Factor (dB/m) - Pre_Amplifier Gain (dB).

Note 4: Average measurement was not performed when peak measure level was lower than the average limit.

Site: WZ-AC1	Test Date: 2023-09-22
Limit: FCC_Part 15.209_RSE(3m)	Engineer: Ajin Fan
Probe: BBHA9170_993_18-40GHz	Polarity: Vertical
EUT: ACCESS POINT	Power: By PoE
Test Mode: Transmit by 802.11b at 2462MHz	

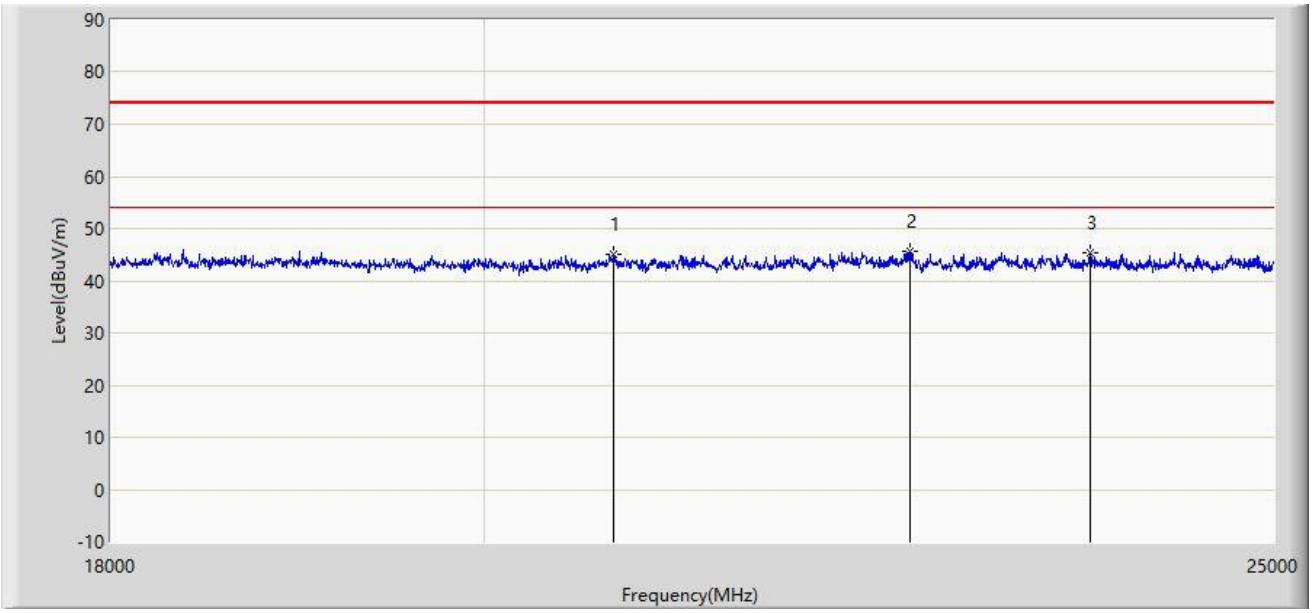

No	Mark	Frequency (MHz)	Measure Level (dBμV/m)	Reading Level (dBμV)	Margin (dB)	Limit (dBμV/m)	Factor (dB/m)	Type
1		20751.000	45.158	53.936	-28.842	74.000	-8.778	PK
2	*	22557.000	45.728	52.652	-28.272	74.000	-6.924	PK
3		23743.500	45.259	51.697	-28.741	74.000	-6.438	PK

Note 1: " * ", means this data is the worst emission level.

Note 2: Measure Level (dBμV/m) = Reading Level (dBμV) + Factor (dB/m).

Note 3: Factor (dB/m) = Cable Loss (dB) + Antenna Factor (dB/m) - Pre_Amplifier Gain (dB).

Note 4: Average measurement was not performed when peak measure level was lower than the average limit.

7. Radiated Restricted Band Edge Measurement Test Result

Filter 1#

Site: WZ-AC1	Test Date: 2023-07-08
Limit: FCC_2.4G_RE(3m)	Engineer: Ajin Fan
Probe: BBHA9120D_1167_1-18GHz	Polarity: Horizontal
EUT: ACCESS POINT	Power: By POE
Test Mode: Transmit by 802.11b at 2412MHz	

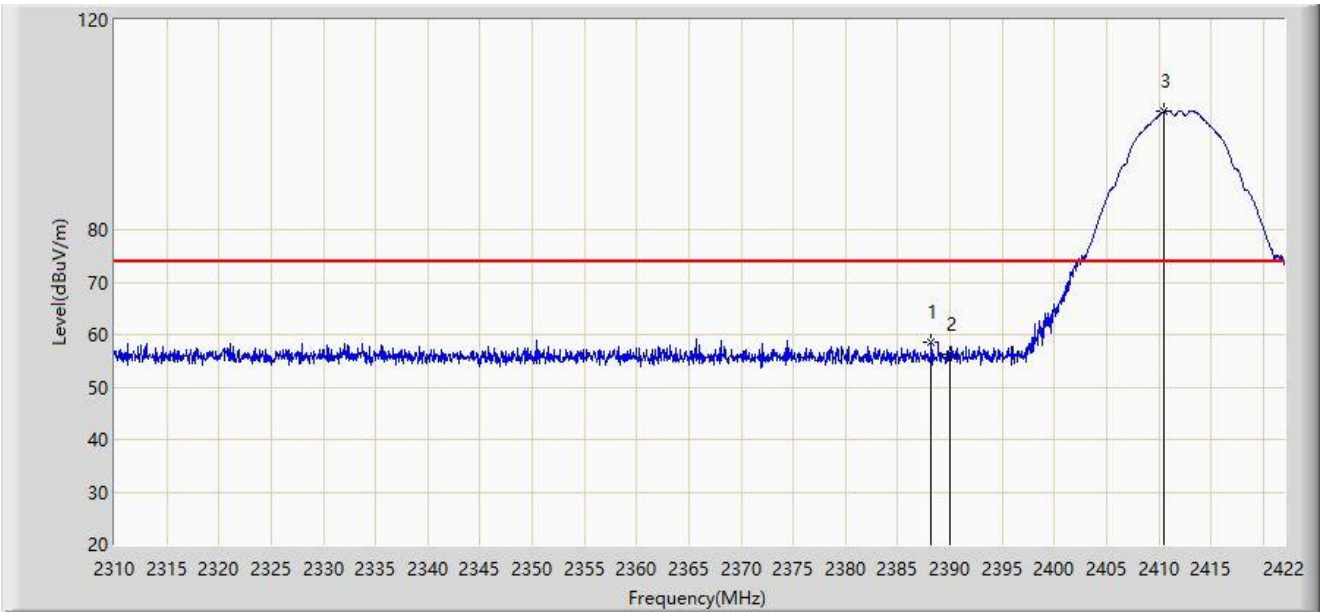

No	Mark	Frequency (MHz)	Measure Level (dBμV/m)	Reading Level (dBμV)	Margin (dB)	Limit (dBμV/m)	Factor (dB/m)	Type
1	*	2388.232	58.623	27.464	-15.377	74.000	31.159	PK
2		2390.000	56.335	25.177	-17.665	74.000	31.158	PK
3		2410.464	102.470	71.335	N/A	N/A	31.135	PK

Note 1: " * ", means this data is the worst emission level.

Note 2: Measure Level (dBμV/m) = Reading Level (dBμV) + Factor (dB/m).

Note 3: Factor (dB/m) = Cable Loss (dB) + Antenna Factor (dB/m).

Site: WZ-AC1	Test Date: 2023-07-08
Limit: FCC_2.4G_RE(3m)	Engineer: Ajin Fan
Probe: BBHA9120D_1167_1-18GHz	Polarity: Horizontal
EUT: ACCESS POINT	Power: By POE
Test Mode: Transmit by 802.11b at 2412MHz	

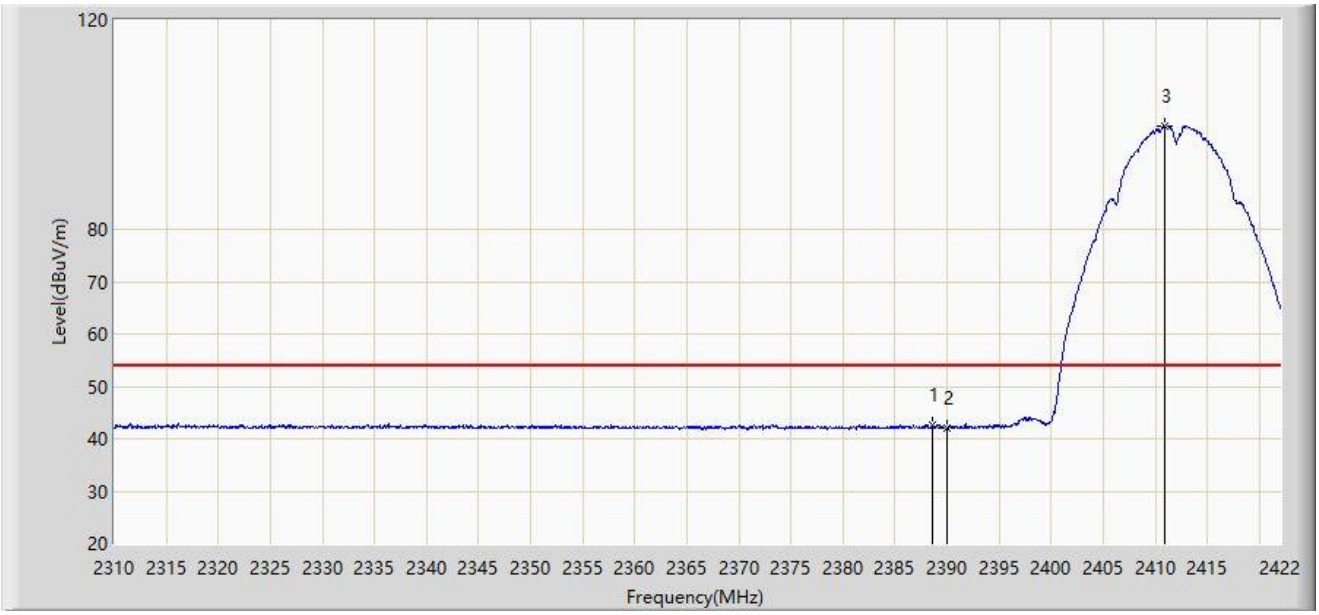

No	Mark	Frequency (MHz)	Measure Level (dBμV/m)	Reading Level (dBμV)	Margin (dB)	Limit (dBμV/m)	Factor (dB/m)	Type
1	*	2388.624	42.619	11.460	-11.381	54.000	31.159	AV
2		2390.000	42.128	10.970	-11.872	54.000	31.158	AV
3		2410.912	99.713	68.578	N/A	N/A	31.134	AV

Note 1: " * ", means this data is the worst emission level.

Note 2: Measure Level (dBμV/m) = Reading Level (dBμV) + Factor (dB/m).

Note 3: Factor (dB/m) = Cable Loss (dB) + Antenna Factor (dB/m).

Site: WZ-AC1	Test Date: 2023-07-08
Limit: FCC_2.4G_RE(3m)	Engineer: Ajin Fan
Probe: BBHA9120D_1167_1-18GHz	Polarity: Vertical
EUT: ACCESS POINT	Power: By POE
Test Mode: Transmit by 802.11b at 2412MHz	

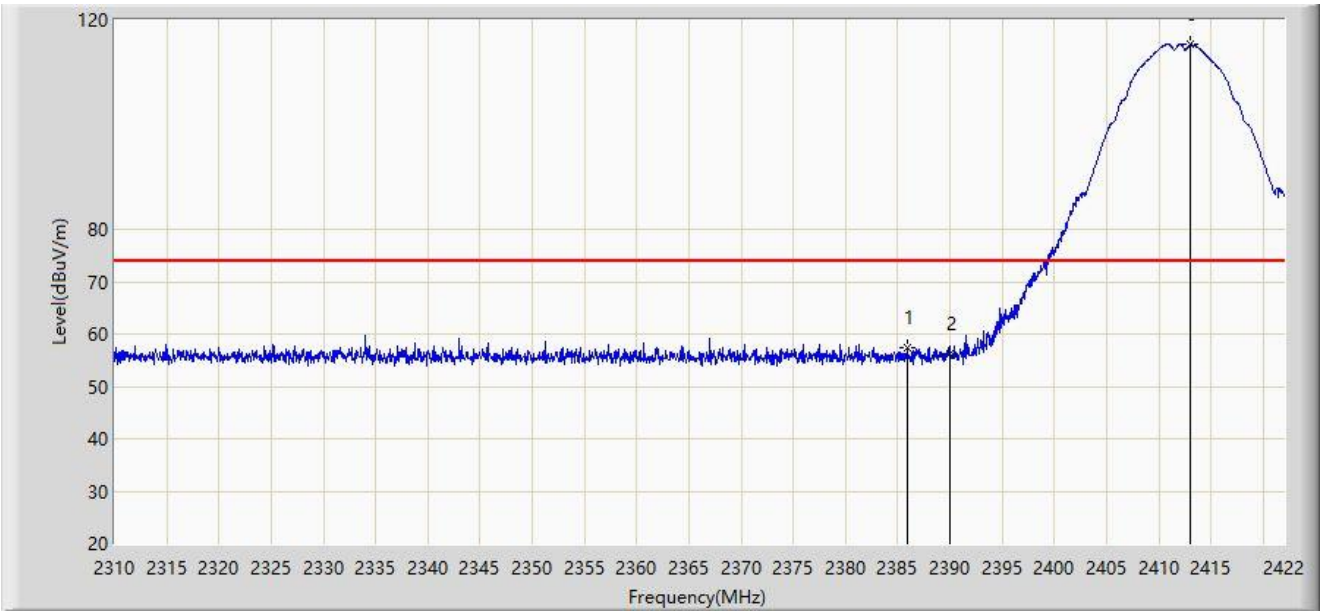

No	Mark	Frequency (MHz)	Measure Level (dBμV/m)	Reading Level (dBμV)	Margin (dB)	Limit (dBμV/m)	Factor (dB/m)	Type
1	*	2385.880	57.258	26.097	-16.742	74.000	31.160	PK
2		2390.000	56.256	25.098	-17.744	74.000	31.158	PK
3		2412.984	115.220	84.088	N/A	N/A	31.132	PK

Note 1: " * ", means this data is the worst emission level.

Note 2: Measure Level (dBμV/m) = Reading Level (dBμV) + Factor (dB/m).

Note 3: Factor (dB/m) = Cable Loss (dB) + Antenna Factor (dB/m).

Site: WZ-AC1	Test Date: 2023-07-08
Limit: FCC_2.4G_RE(3m)	Engineer: Ajin Fan
Probe: BBHA9120D_1167_1-18GHz	Polarity: Vertical
EUT: ACCESS POINT	Power: By POE
Test Mode: Transmit by 802.11b at 2412MHz	

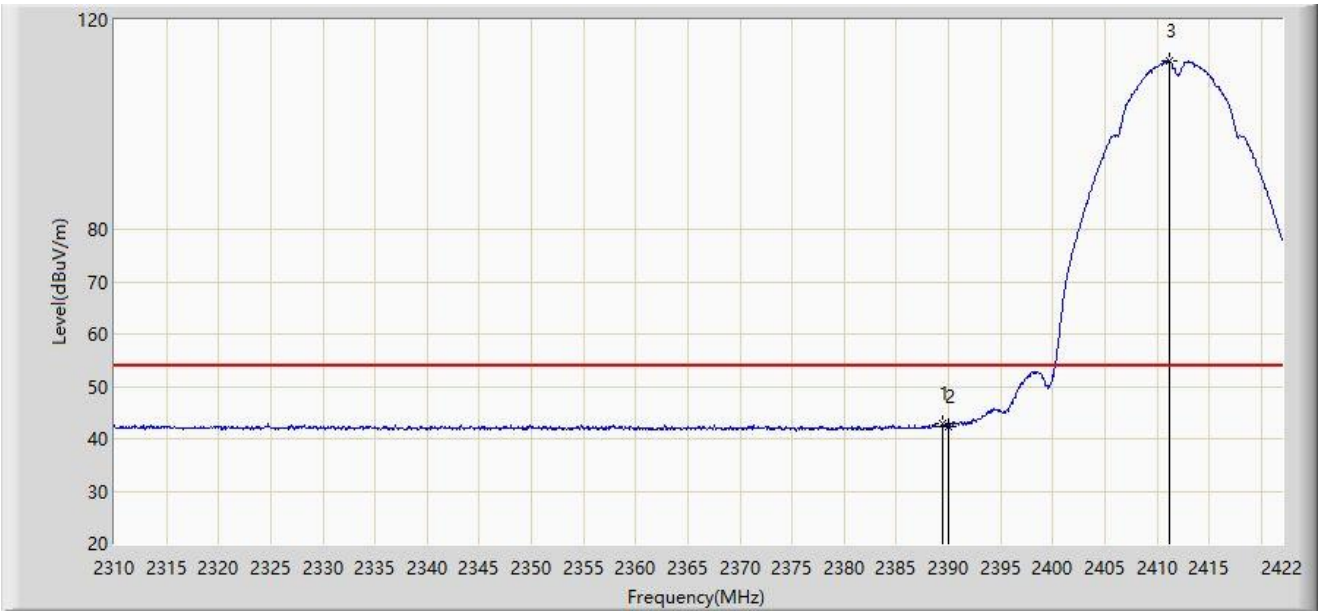

No	Mark	Frequency (MHz)	Measure Level (dBμV/m)	Reading Level (dBμV)	Margin (dB)	Limit (dBμV/m)	Factor (dB/m)	Type
1	*	2389.464	42.797	11.639	-11.203	54.000	31.159	AV
2		2390.000	42.308	11.150	-11.692	54.000	31.158	AV
3		2411.136	112.168	81.034	N/A	N/A	31.135	AV

Note 1: " * ", means this data is the worst emission level.

Note 2: Measure Level (dBμV/m) = Reading Level (dBμV) + Factor (dB/m).

Note 3: Factor (dB/m) = Cable Loss (dB) + Antenna Factor (dB/m).

Site: WZ-AC1	Test Date: 2023-07-08
Limit: FCC_2.4G_RE(3m)	Engineer: Ajin Fan
Probe: BBHA9120D_1167_1-18GHz	Polarity: Horizontal
EUT: ACCESS POINT	Power: By POE
Test Mode: Transmit by 802.11b at 2462MHz	

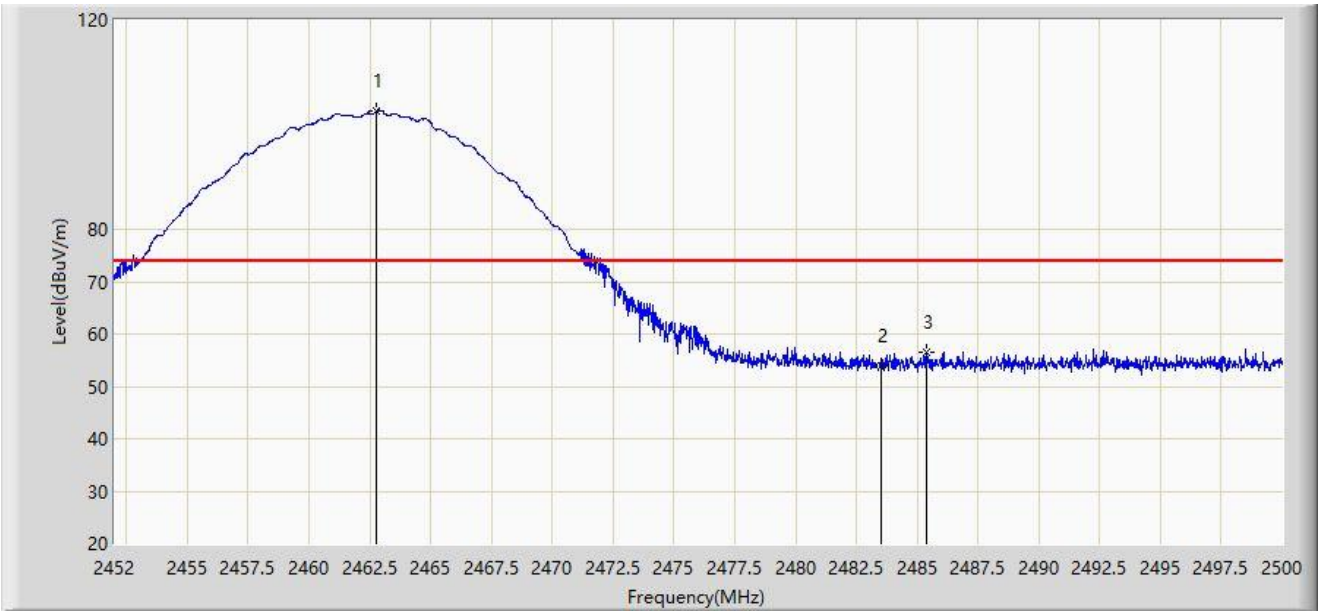

No	Mark	Frequency (MHz)	Measure Level (dBμV/m)	Reading Level (dBμV)	Margin (dB)	Limit (dBμV/m)	Factor (dB/m)	Type
1		2462.752	102.529	71.440	N/A	N/A	31.089	PK
2		2483.500	54.010	22.917	-19.990	74.000	31.093	PK
3	*	2485.408	56.496	25.402	-17.504	74.000	31.095	PK

Note 1: " * ", means this data is the worst emission level.

Note 2: Measure Level (dBμV/m) = Reading Level (dBμV) + Factor (dB/m).

Note 3: Factor (dB/m) = Cable Loss (dB) + Antenna Factor (dB/m).

Site: WZ-AC1	Test Date: 2023-07-08
Limit: FCC_2.4G_RE(3m)	Engineer: Ajin Fan
Probe: BBHA9120D_1167_1-18GHz	Polarity: Horizontal
EUT: ACCESS POINT	Power: By POE
Test Mode: Transmit by 802.11b at 2462MHz	

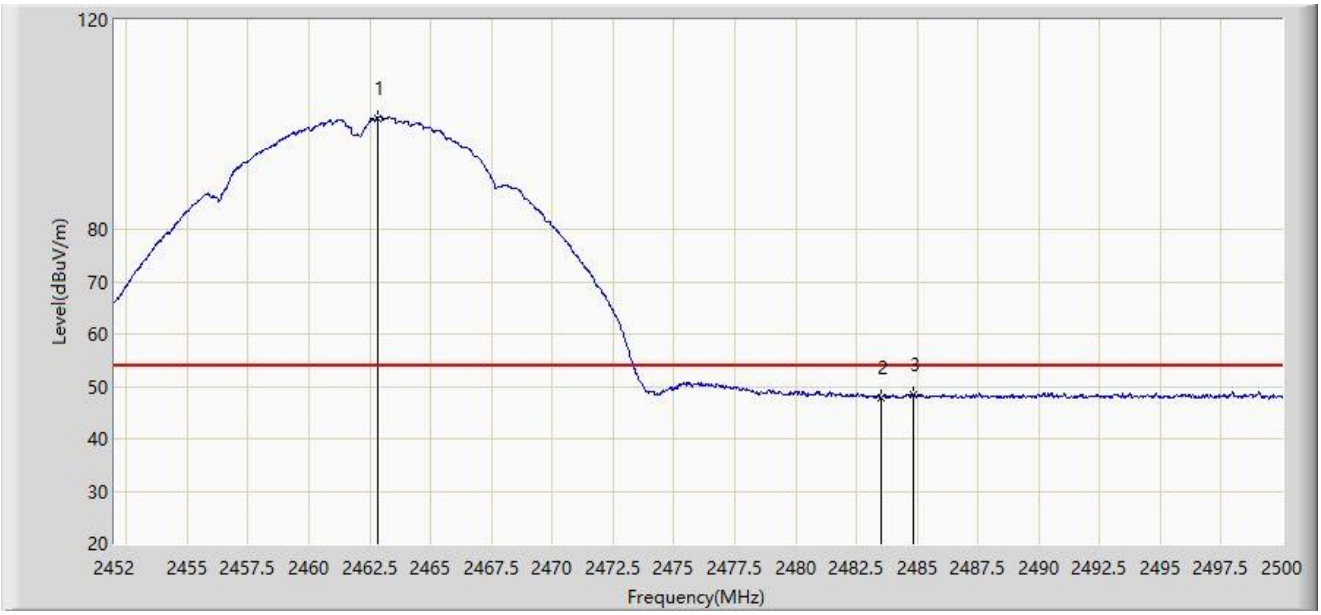

No	Mark	Frequency (MHz)	Measure Level (dBμV/m)	Reading Level (dBμV)	Margin (dB)	Limit (dBμV/m)	Factor (dB/m)	Type
1		2462.800	101.236	70.147	N/A	N/A	31.089	AV
2		2483.500	47.910	16.817	-6.090	54.000	31.093	AV
3	*	2484.832	48.440	17.346	-5.560	54.000	31.094	AV

Note 1: " * ", means this data is the worst emission level.

Note 2: Measure Level (dBμV/m) = Reading Level (dBμV) + Factor (dB/m).

Note 3: Factor (dB/m) = Cable Loss (dB) + Antenna Factor (dB/m).

Site: WZ-AC1	Test Date: 2023-07-08
Limit: FCC_2.4G_RE(3m)	Engineer: Ajin Fan
Probe: BBHA9120D_1167_1-18GHz	Polarity: Vertical
EUT: ACCESS POINT	Power: By POE
Test Mode: Transmit by 802.11b at 2462MHz	

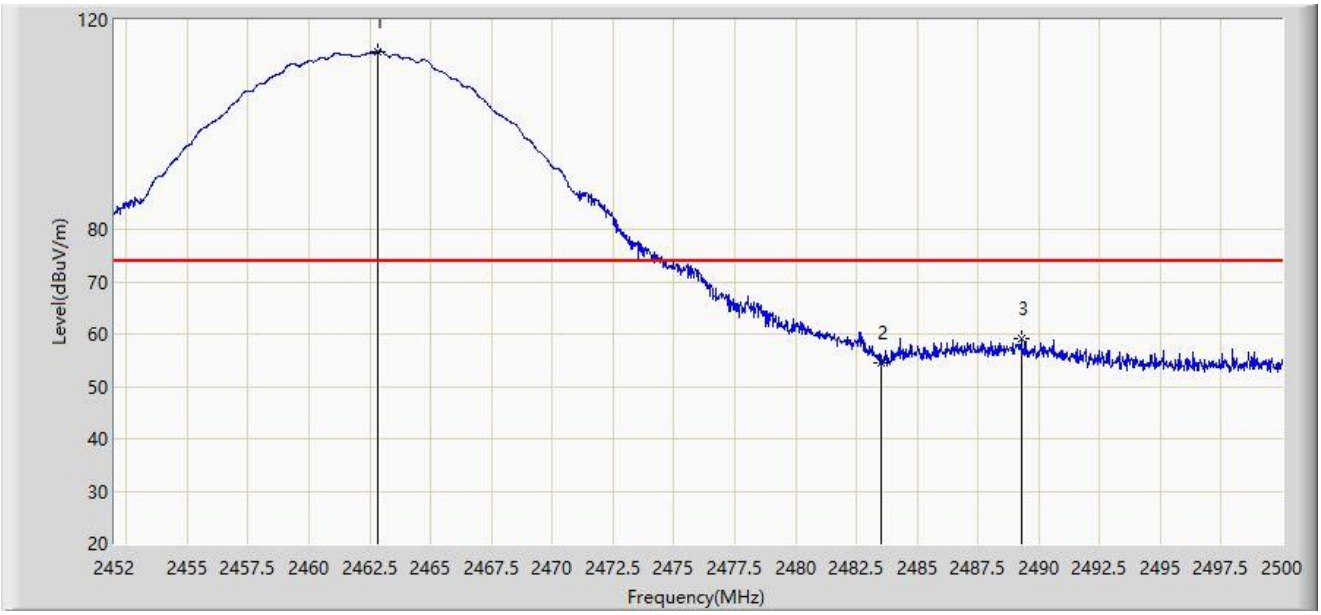

No	Mark	Frequency (MHz)	Measure Level (dBμV/m)	Reading Level (dBμV)	Margin (dB)	Limit (dBμV/m)	Factor (dB/m)	Type
1		2462.824	114.033	82.944	N/A	N/A	31.089	PK
2		2483.500	54.596	23.503	-19.404	74.000	31.093	PK
3	*	2489.296	59.137	28.039	-14.863	74.000	31.097	PK

Note 1: " * ", means this data is the worst emission level.

Note 2: Measure Level (dBμV/m) = Reading Level (dBμV) + Factor (dB/m).

Note 3: Factor (dB/m) = Cable Loss (dB) + Antenna Factor (dB/m).

Site: WZ-AC1	Test Date: 2023-07-08
Limit: FCC_2.4G_RE(3m)	Engineer: Ajin Fan
Probe: BBHA9120D_1167_1-18GHz	Polarity: Vertical
EUT: ACCESS POINT	Power: By POE
Test Mode: Transmit by 802.11b at 2462MHz	

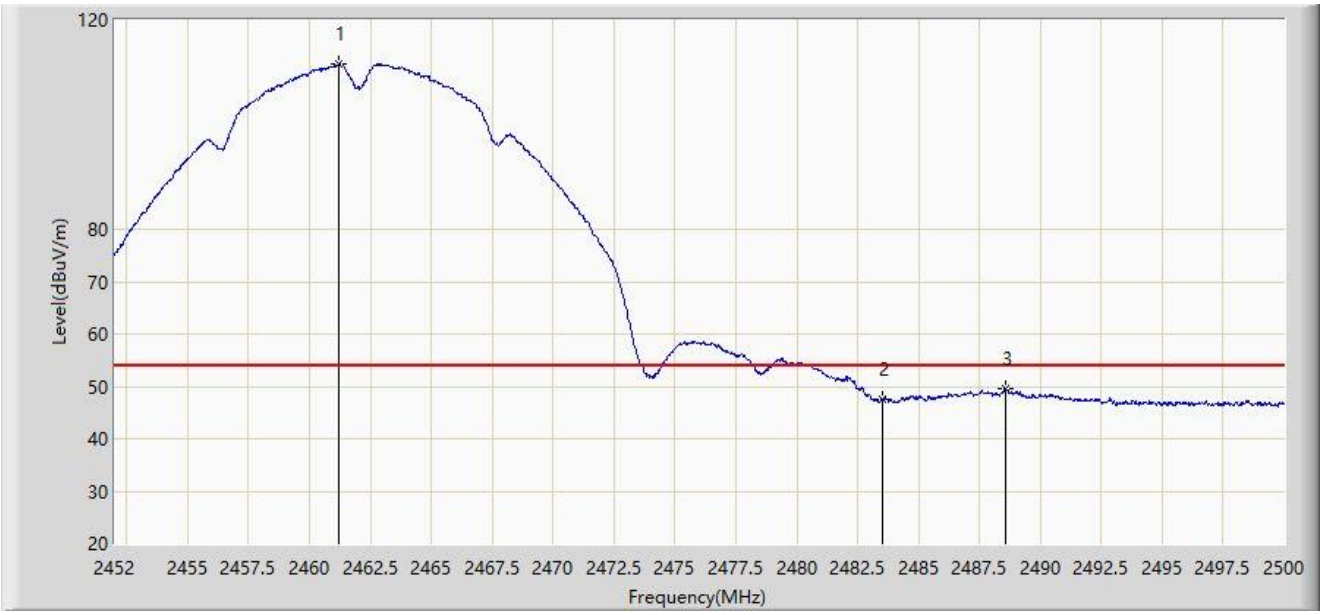

No	Mark	Frequency (MHz)	Measure Level (dBμV/m)	Reading Level (dBμV)	Margin (dB)	Limit (dBμV/m)	Factor (dB/m)	Type
1		2461.192	111.467	80.377	N/A	N/A	31.090	AV
2		2483.500	47.465	16.372	-6.535	54.000	31.093	AV
3	*	2488.552	49.517	18.420	-4.483	54.000	31.097	AV

Note 1: " * ", means this data is the worst emission level.

Note 2: Measure Level (dBμV/m) = Reading Level (dBμV) + Factor (dB/m).

Note 3: Factor (dB/m) = Cable Loss (dB) + Antenna Factor (dB/m).

Site: WZ-AC1	Test Date: 2023-07-08
Limit: FCC_2.4G_RE(3m)	Engineer: Ajin Fan
Probe: BBHA9120D_1167_1-18GHz	Polarity: Horizontal
EUT: ACCESS POINT	Power: By POE
Test Mode: Transmit by 802.11g at 2412MHz	

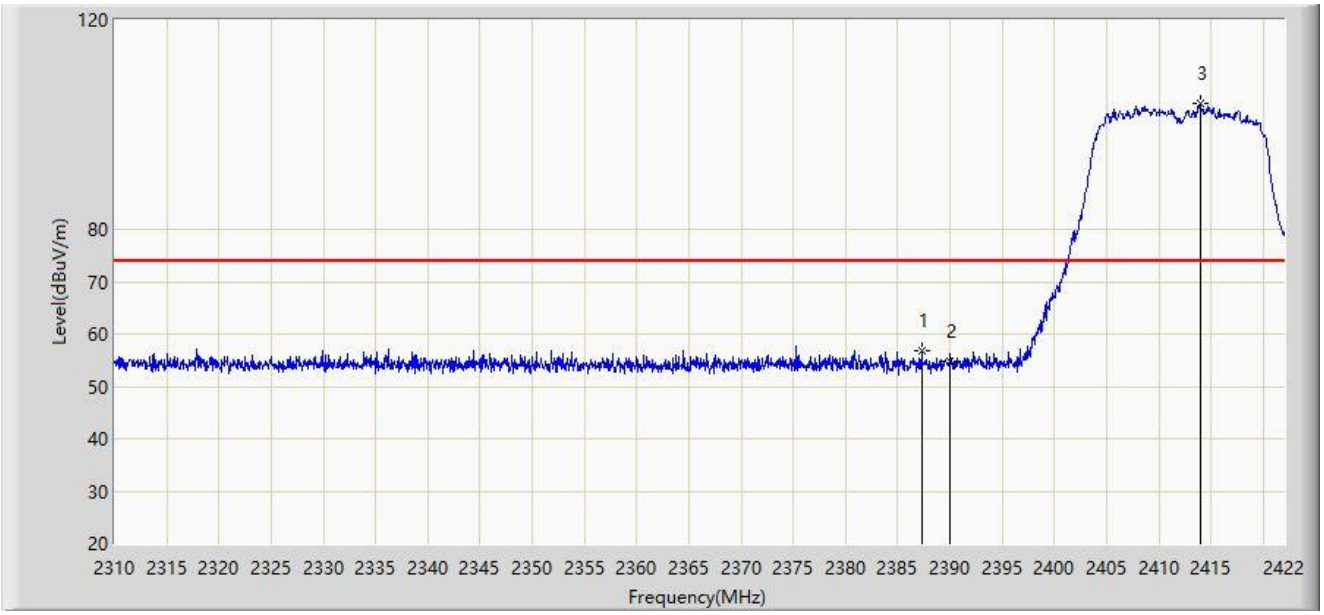

No	Mark	Frequency (MHz)	Measure Level (dBμV/m)	Reading Level (dBμV)	Margin (dB)	Limit (dBμV/m)	Factor (dB/m)	Type
1	*	2387.280	56.696	25.536	-17.304	74.000	31.160	PK
2		2390.000	54.879	23.721	-19.121	74.000	31.158	PK
3		2413.936	104.040	72.909	N/A	N/A	31.131	PK

Note 1: " * ", means this data is the worst emission level.

Note 2: Measure Level (dBμV/m) = Reading Level (dBμV) + Factor (dB/m).

Note 3: Factor (dB/m) = Cable Loss (dB) + Antenna Factor (dB/m).

Site: WZ-AC1	Test Date: 2023-07-08
Limit: FCC_2.4G_RE(3m)	Engineer: Ajin Fan
Probe: BBHA9120D_1167_1-18GHz	Polarity: Horizontal
EUT: ACCESS POINT	Power: By POE
Test Mode: Transmit by 802.11g at 2412MHz	

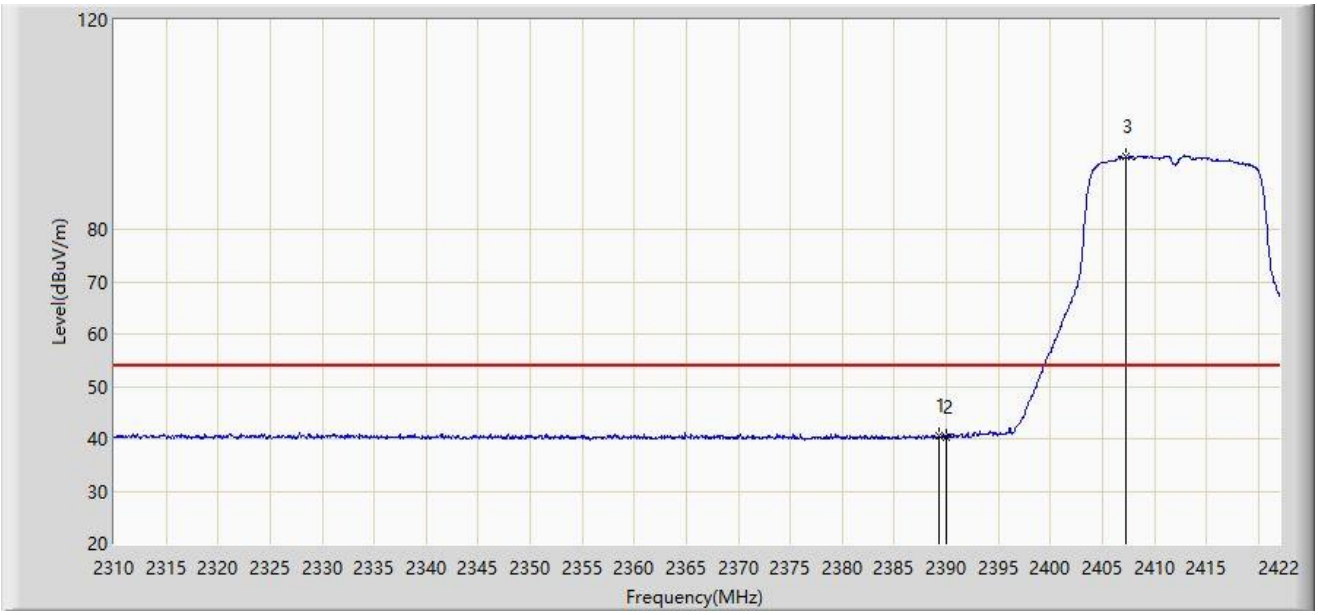

No	Mark	Frequency (MHz)	Measure Level (dBμV/m)	Reading Level (dBμV)	Margin (dB)	Limit (dBμV/m)	Factor (dB/m)	Type
1	*	2389.296	40.709	9.551	-13.291	54.000	31.158	AV
2		2390.000	40.292	9.134	-13.708	54.000	31.158	AV
3		2407.272	93.813	62.671	N/A	N/A	31.141	AV

Note 1: " * ", means this data is the worst emission level.

Note 2: Measure Level (dBμV/m) = Reading Level (dBμV) + Factor (dB/m).

Note 3: Factor (dB/m) = Cable Loss (dB) + Antenna Factor (dB/m).

Site: WZ-AC1	Test Date: 2023-07-08
Limit: FCC_2.4G_RE(3m)	Engineer: Ajin Fan
Probe: BBHA9120D_1167_1-18GHz	Polarity: Vertical
EUT: ACCESS POINT	Power: By POE
Test Mode: Transmit by 802.11g at 2412MHz	

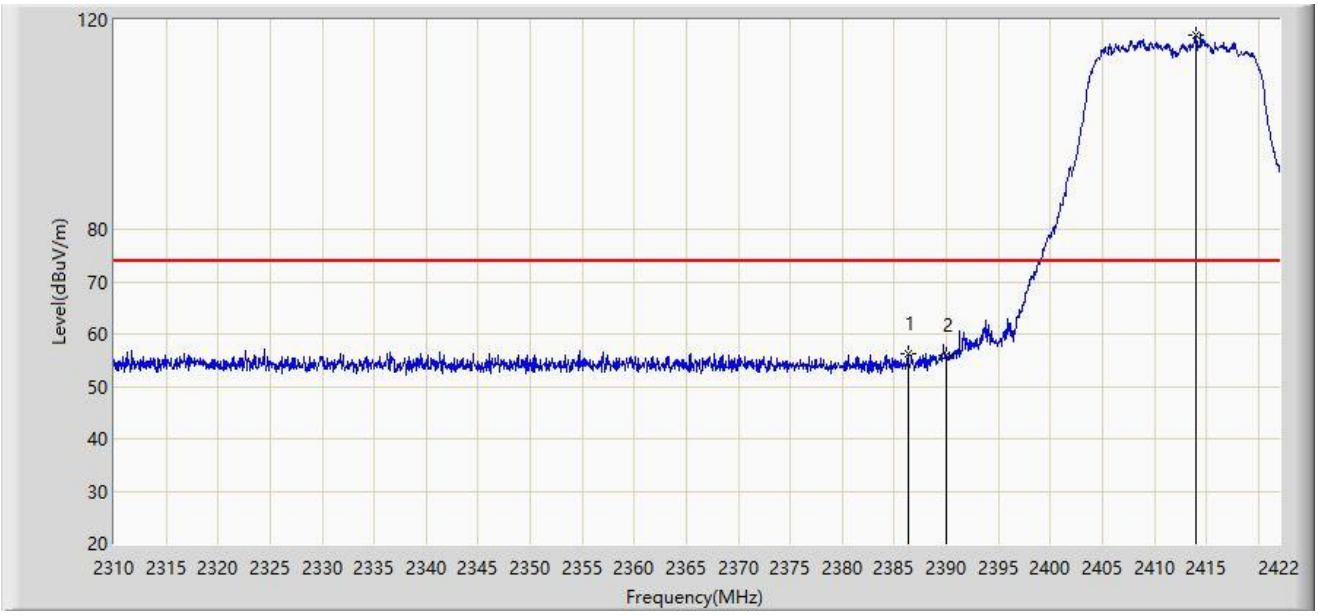

No	Mark	Frequency (MHz)	Measure Level (dBμV/m)	Reading Level (dBμV)	Margin (dB)	Limit (dBμV/m)	Factor (dB/m)	Type
1	*	2386.328	56.167	25.007	-17.833	74.000	31.160	PK
2		2390.000	55.914	24.756	-18.086	74.000	31.158	PK
3		2413.936	117.055	85.924	N/A	N/A	31.131	PK

Note 1: " * ", means this data is the worst emission level.

Note 2: Measure Level (dBμV/m) = Reading Level (dBμV) + Factor (dB/m).

Note 3: Factor (dB/m) = Cable Loss (dB) + Antenna Factor (dB/m).

Site: WZ-AC1	Test Date: 2023-07-08
Limit: FCC_2.4G_RE(3m)	Engineer: Ajin Fan
Probe: BBHA9120D_1167_1-18GHz	Polarity: Vertical
EUT: ACCESS POINT	Power: By POE
Test Mode: Transmit by 802.11g at 2412MHz	

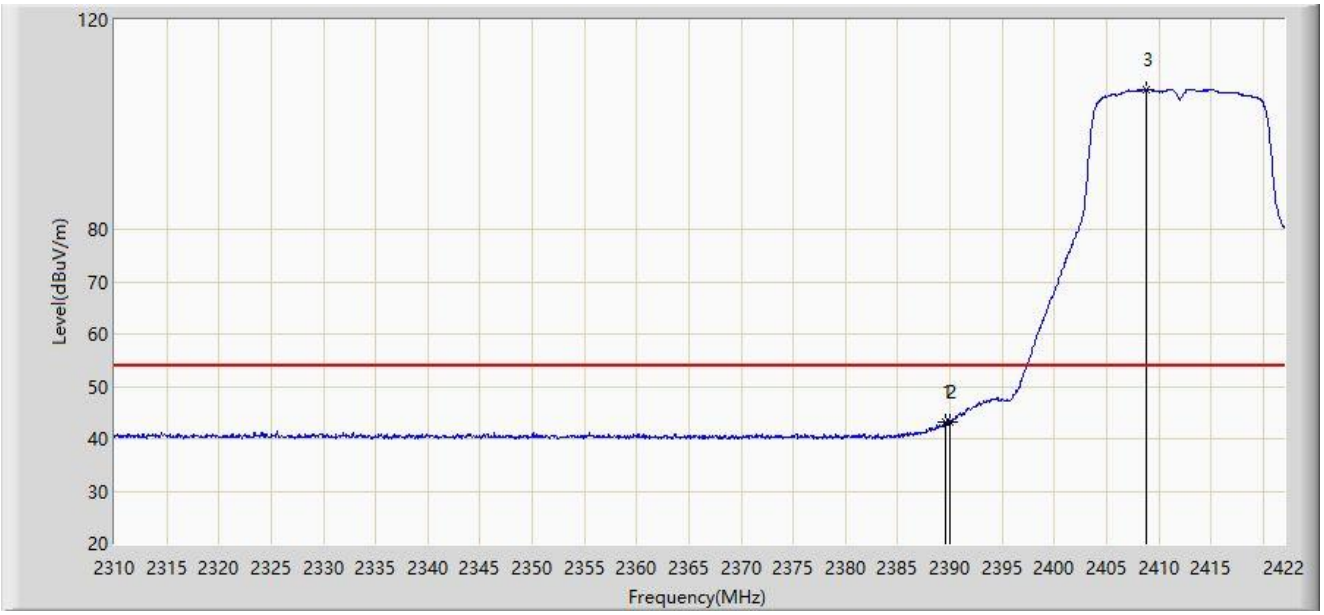

No	Mark	Frequency (MHz)	Measure Level (dBμV/m)	Reading Level (dBμV)	Margin (dB)	Limit (dBμV/m)	Factor (dB/m)	Type
1		2389.632	43.266	12.108	-10.734	54.000	31.158	AV
2	*	2390.000	43.330	12.172	-10.670	54.000	31.158	AV
3		2408.840	106.805	75.666	N/A	N/A	31.139	AV

Note 1: " * ", means this data is the worst emission level.

Note 2: Measure Level (dBμV/m) = Reading Level (dBμV) + Factor (dB/m).

Note 3: Factor (dB/m) = Cable Loss (dB) + Antenna Factor (dB/m).

Site: WZ-AC1	Test Date: 2023-07-08
Limit: FCC_2.4G_RE(3m)	Engineer: Ajin Fan
Probe: BBHA9120D_1167_1-18GHz	Polarity: Horizontal
EUT: ACCESS POINT	Power: By POE
Test Mode: Transmit by 802.11g at 2462MHz	

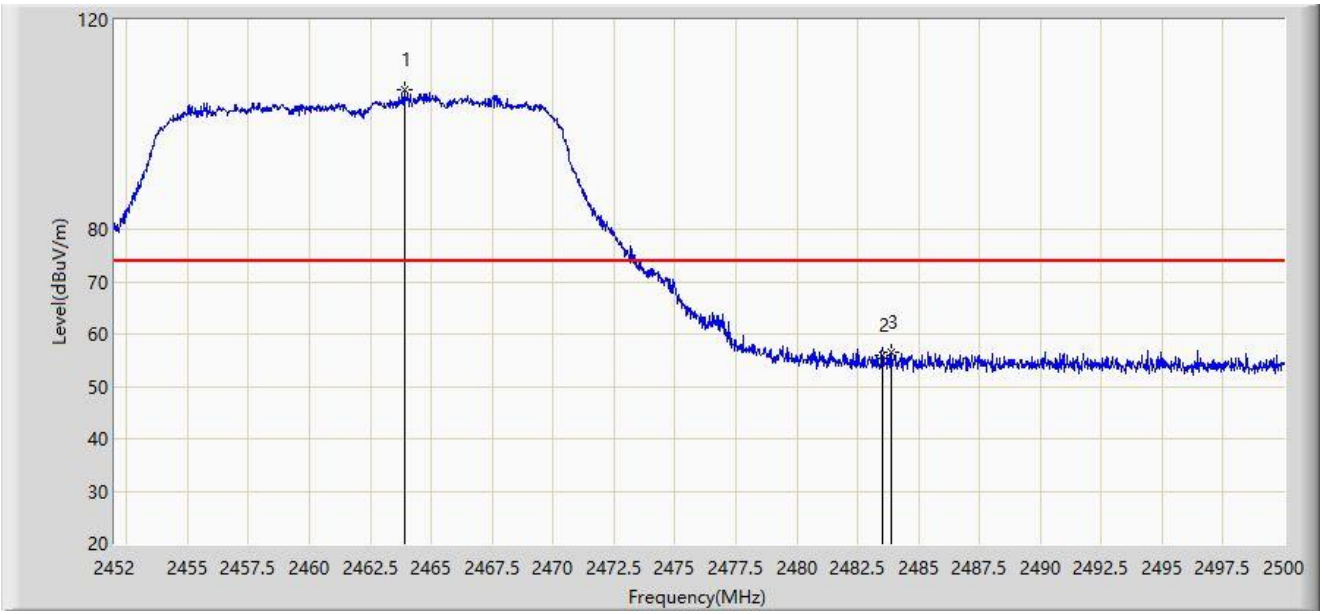

No	Mark	Frequency (MHz)	Measure Level (dBμV/m)	Reading Level (dBμV)	Margin (dB)	Limit (dBμV/m)	Factor (dB/m)	Type
1		2463.880	106.537	75.448	N/A	N/A	31.088	PK
2		2483.500	56.009	24.916	-17.991	74.000	31.093	PK
3	*	2483.872	56.505	25.412	-17.495	74.000	31.093	PK

Note 1: " * ", means this data is the worst emission level.

Note 2: Measure Level (dBμV/m) = Reading Level (dBμV) + Factor (dB/m).

Note 3: Factor (dB/m) = Cable Loss (dB) + Antenna Factor (dB/m).

Site: WZ-AC1	Test Date: 2023-07-08
Limit: FCC_2.4G_RE(3m)	Engineer: Ajin Fan
Probe: BBHA9120D_1167_1-18GHz	Polarity: Horizontal
EUT: ACCESS POINT	Power: By POE
Test Mode: Transmit by 802.11g at 2462MHz	

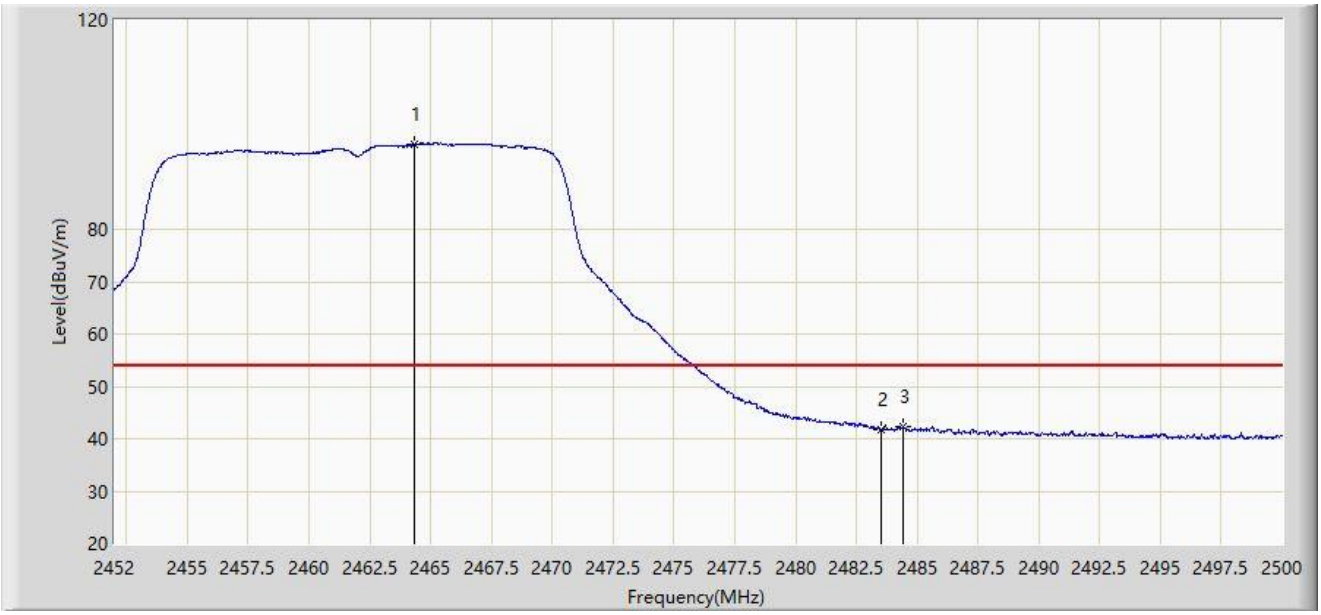

No	Mark	Frequency (MHz)	Measure Level (dBμV/m)	Reading Level (dBμV)	Margin (dB)	Limit (dBμV/m)	Factor (dB/m)	Type
1		2464.336	96.248	65.159	N/A	N/A	31.089	AV
2		2483.500	41.732	10.639	-12.268	54.000	31.093	AV
3	*	2484.448	42.410	11.316	-11.590	54.000	31.094	AV

Note 1: " * ", means this data is the worst emission level.

Note 2: Measure Level (dBμV/m) = Reading Level (dBμV) + Factor (dB/m).

Note 3: Factor (dB/m) = Cable Loss (dB) + Antenna Factor (dB/m).

Site: WZ-AC1	Test Date: 2023-07-08
Limit: FCC_2.4G_RE(3m)	Engineer: Ajin Fan
Probe: BBHA9120D_1167_1-18GHz	Polarity: Vertical
EUT: ACCESS POINT	Power: By POE
Test Mode: Transmit by 802.11g at 2462MHz	

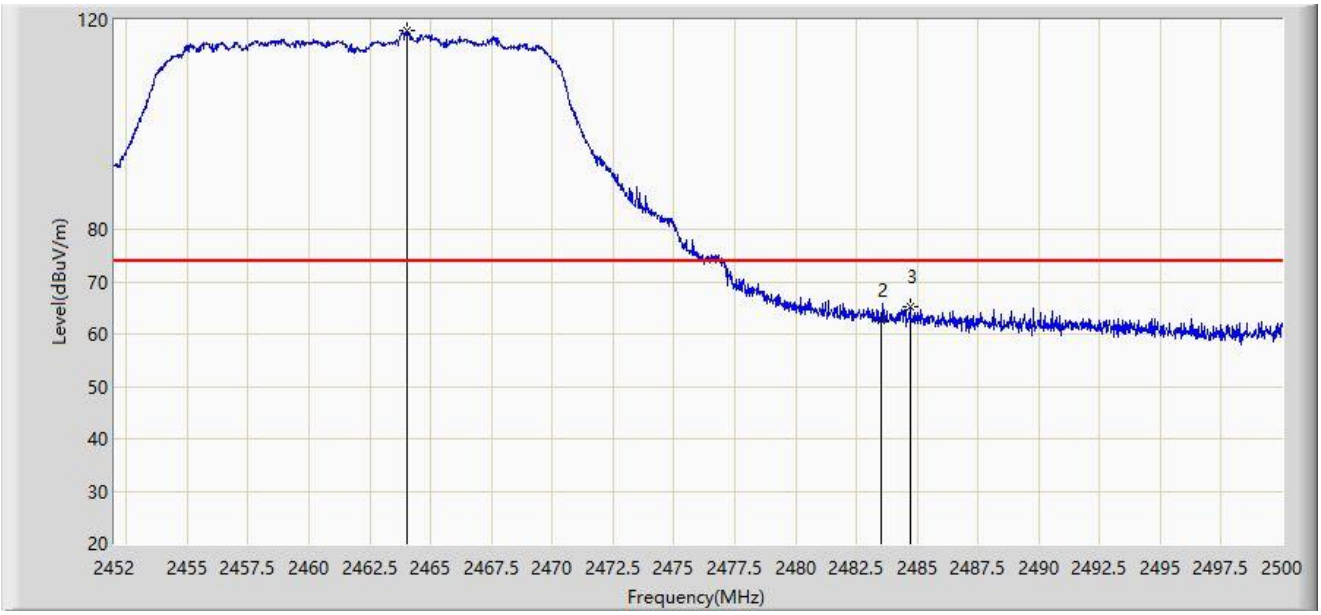

No	Mark	Frequency (MHz)	Measure Level (dBμV/m)	Reading Level (dBμV)	Margin (dB)	Limit (dBμV/m)	Factor (dB/m)	Type
1		2464.000	117.888	86.799	N/A	N/A	31.089	PK
2		2483.500	62.718	31.625	-11.282	74.000	31.093	PK
3	*	2484.712	65.216	34.122	-8.784	74.000	31.094	PK

Note 1: " * ", means this data is the worst emission level.

Note 2: Measure Level (dBμV/m) = Reading Level (dBμV) + Factor (dB/m).

Note 3: Factor (dB/m) = Cable Loss (dB) + Antenna Factor (dB/m).

Site: WZ-AC1	Test Date: 2023-07-08
Limit: FCC_2.4G_RE(3m)	Engineer: Ajin Fan
Probe: BBHA9120D_1167_1-18GHz	Polarity: Vertical
EUT: ACCESS POINT	Power: By POE
Test Mode: Transmit by 802.11g at 2462MHz	

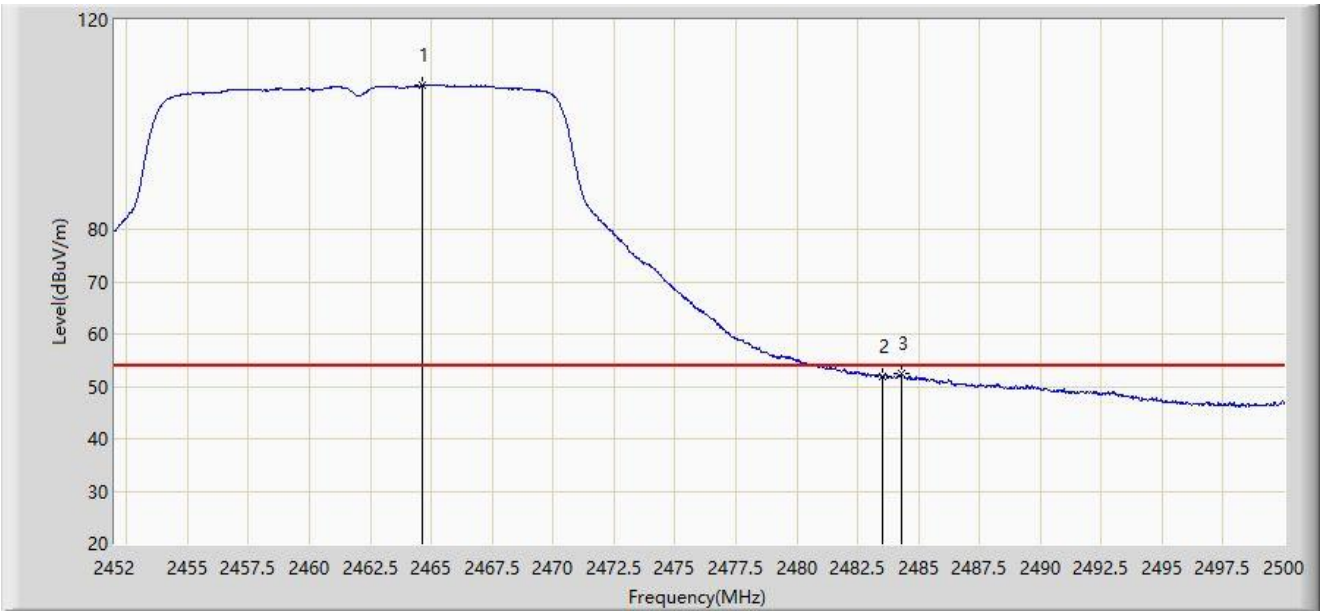

No	Mark	Frequency (MHz)	Measure Level (dBμV/m)	Reading Level (dBμV)	Margin (dB)	Limit (dBμV/m)	Factor (dB/m)	Type
1		2464.624	107.435	76.346	N/A	N/A	31.089	AV
2		2483.500	51.894	20.801	-2.106	54.000	31.093	AV
3	*	2484.328	52.458	21.365	-1.542	54.000	31.094	AV

Note 1: " * ", means this data is the worst emission level.

Note 2: Measure Level (dBμV/m) = Reading Level (dBμV) + Factor (dB/m).

Note 3: Factor (dB/m) = Cable Loss (dB) + Antenna Factor (dB/m).

Site: WZ-AC1	Test Date: 2023-07-08
Limit: FCC_2.4G_RE(3m)	Engineer: Ajin Fan
Probe: BBHA9120D_1167_1-18GHz	Polarity: Horizontal
EUT: ACCESS POINT	Power: By POE
Test Mode: Transmit by 802.11n-HT20 at 2412MHz	

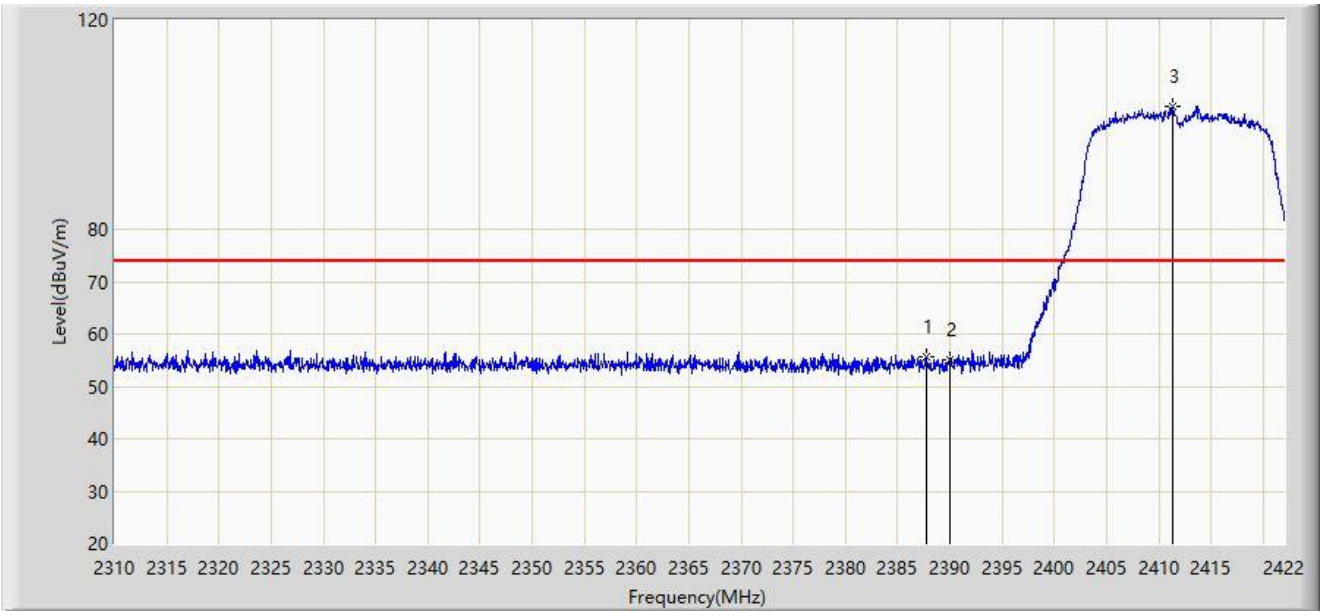

No	Mark	Frequency (MHz)	Measure Level (dBμV/m)	Reading Level (dBμV)	Margin (dB)	Limit (dBμV/m)	Factor (dB/m)	Type
1	*	2387.784	55.605	24.446	-18.395	74.000	31.160	PK
2		2390.000	55.074	23.916	-18.926	74.000	31.158	PK
3		2411.304	103.584	72.450	N/A	N/A	31.134	PK

Note 1: " * ", means this data is the worst emission level.

Note 2: Measure Level (dBμV/m) = Reading Level (dBμV) + Factor (dB/m).

Note 3: Factor (dB/m) = Cable Loss (dB) + Antenna Factor (dB/m).

Site: WZ-AC1	Test Date: 2023-07-08
Limit: FCC_2.4G_RE(3m)	Engineer: Ajin Fan
Probe: BBHA9120D_1167_1-18GHz	Polarity: Horizontal
EUT: ACCESS POINT	Power: By POE
Test Mode: Transmit by 802.11n-HT20 at 2412MHz	

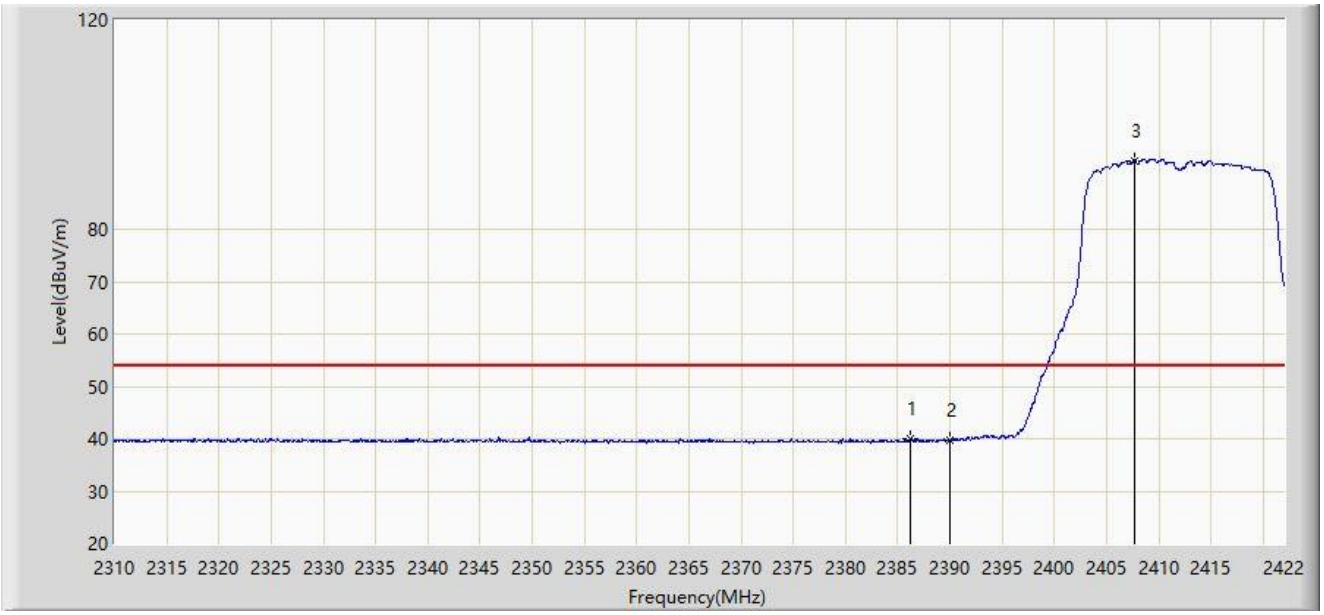

No	Mark	Frequency (MHz)	Measure Level (dBμV/m)	Reading Level (dBμV)	Margin (dB)	Limit (dBμV/m)	Factor (dB/m)	Type
1	*	2386.216	40.026	8.865	-13.974	54.000	31.160	AV
2		2390.000	39.773	8.615	-14.227	54.000	31.158	AV
3		2407.664	93.171	62.030	N/A	N/A	31.141	AV

Note 1: " * ", means this data is the worst emission level.

Note 2: Measure Level (dBμV/m) = Reading Level (dBμV) + Factor (dB/m).

Note 3: Factor (dB/m) = Cable Loss (dB) + Antenna Factor (dB/m).

Site: WZ-AC1	Test Date: 2023-07-08
Limit: FCC_2.4G_RE(3m)	Engineer: Ajin Fan
Probe: BBHA9120D_1167_1-18GHz	Polarity: Vertical
EUT: ACCESS POINT	Power: By POE
Test Mode: Transmit by 802.11n-HT20 at 2412MHz	

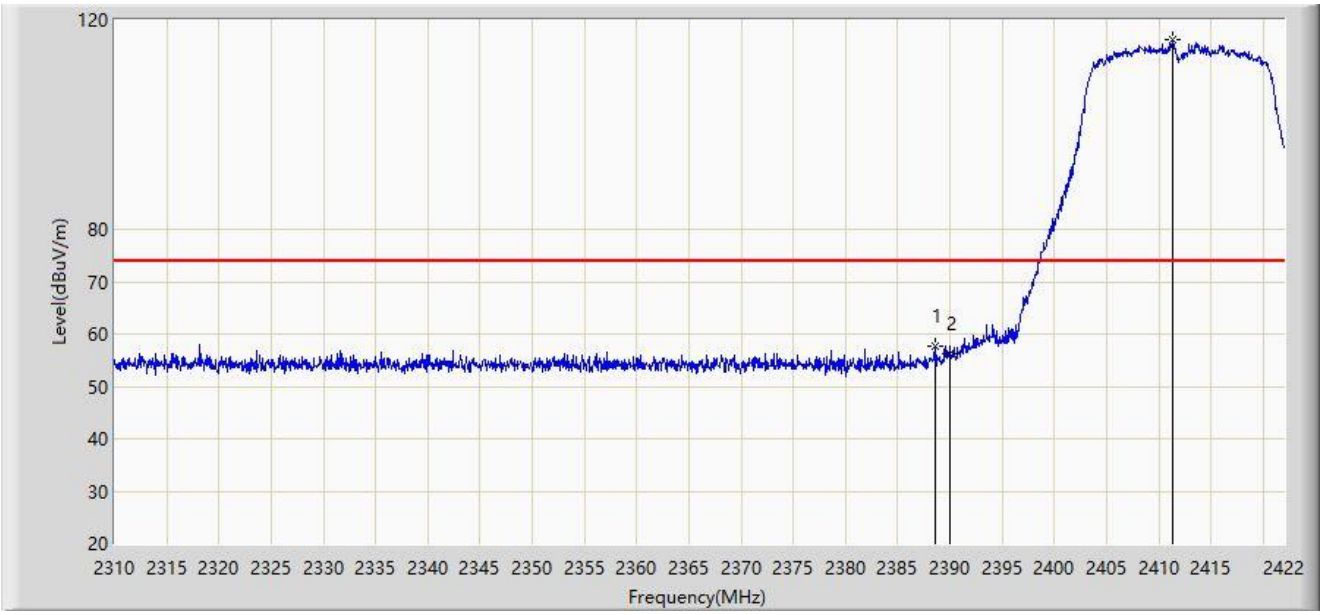

No	Mark	Frequency (MHz)	Measure Level (dBμV/m)	Reading Level (dBμV)	Margin (dB)	Limit (dBμV/m)	Factor (dB/m)	Type
1	*	2388.568	57.691	26.532	-16.309	74.000	31.159	PK
2		2390.000	56.216	25.058	-17.784	74.000	31.158	PK
3		2411.360	116.094	84.960	N/A	N/A	31.134	PK

Note 1: " * ", means this data is the worst emission level.

Note 2: Measure Level (dBμV/m) = Reading Level (dBμV) + Factor (dB/m).

Note 3: Factor (dB/m) = Cable Loss (dB) + Antenna Factor (dB/m).

Site: WZ-AC1	Test Date: 2023-07-08
Limit: FCC_2.4G_RE(3m)	Engineer: Ajin Fan
Probe: BBHA9120D_1167_1-18GHz	Polarity: Vertical
EUT: ACCESS POINT	Power: By POE
Test Mode: Transmit by 802.11n-HT20 at 2412MHz	

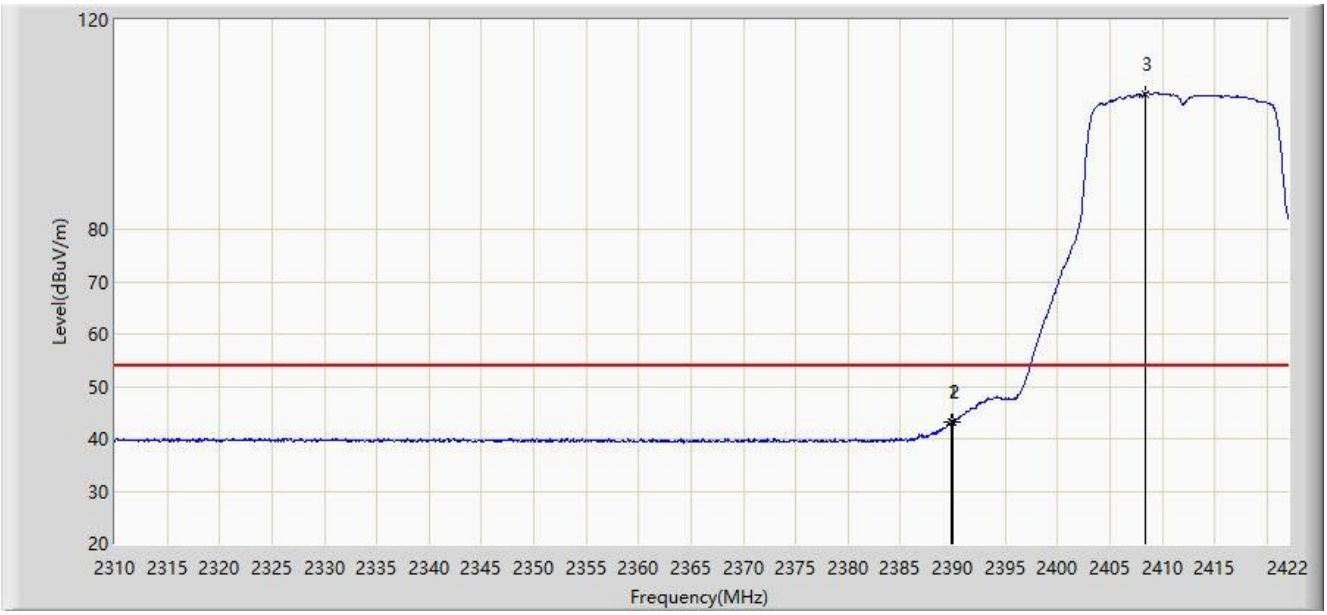

No	Mark	Frequency (MHz)	Measure Level (dBμV/m)	Reading Level (dBμV)	Margin (dB)	Limit (dBμV/m)	Factor (dB/m)	Type
1	*	2389.856	43.259	12.101	-10.741	54.000	31.158	AV
2		2390.000	43.163	12.005	-10.837	54.000	31.158	AV
3		2408.336	105.883	74.743	N/A	N/A	31.139	AV

Note 1: " * ", means this data is the worst emission level.

Note 2: Measure Level (dBμV/m) = Reading Level (dBμV) + Factor (dB/m).

Note 3: Factor (dB/m) = Cable Loss (dB) + Antenna Factor (dB/m).

Site: WZ-AC1	Test Date: 2023-07-08
Limit: FCC_2.4G_RE(3m)	Engineer: Ajin Fan
Probe: BBHA9120D_1167_1-18GHz	Polarity: Horizontal
EUT: ACCESS POINT	Power: By POE
Test Mode: Transmit by 802.11n-HT20 at 2462MHz	

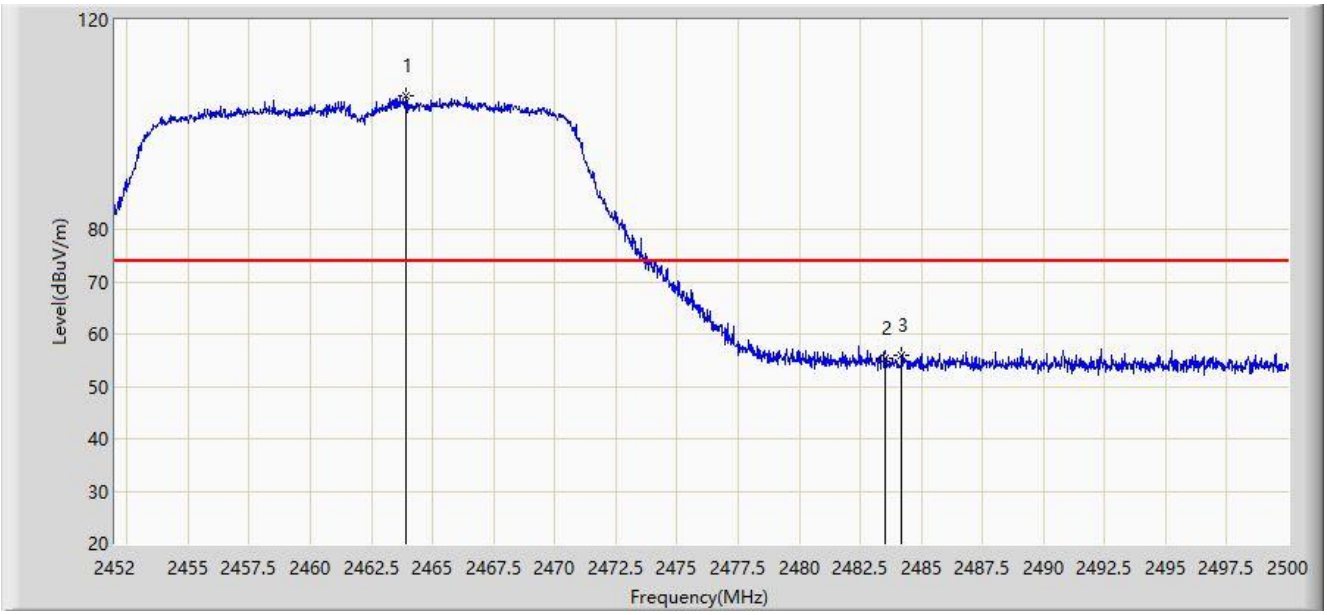

No	Mark	Frequency (MHz)	Measure Level (dBμV/m)	Reading Level (dBμV)	Margin (dB)	Limit (dBμV/m)	Factor (dB/m)	Type
1		2463.880	105.649	74.560	N/A	N/A	31.088	PK
2		2483.500	55.481	24.388	-18.519	74.000	31.093	PK
3	*	2484.208	56.059	24.966	-17.941	74.000	31.094	PK

Note 1: " * ", means this data is the worst emission level.

Note 2: Measure Level (dBμV/m) = Reading Level (dBμV) + Factor (dB/m).

Note 3: Factor (dB/m) = Cable Loss (dB) + Antenna Factor (dB/m).

Site: WZ-AC1	Test Date: 2023-07-08
Limit: FCC_2.4G_RE(3m)	Engineer: Ajin Fan
Probe: BBHA9120D_1167_1-18GHz	Polarity: Horizontal
EUT: ACCESS POINT	Power: By POE
Test Mode: Transmit by 802.11n-HT20 at 2462MHz	

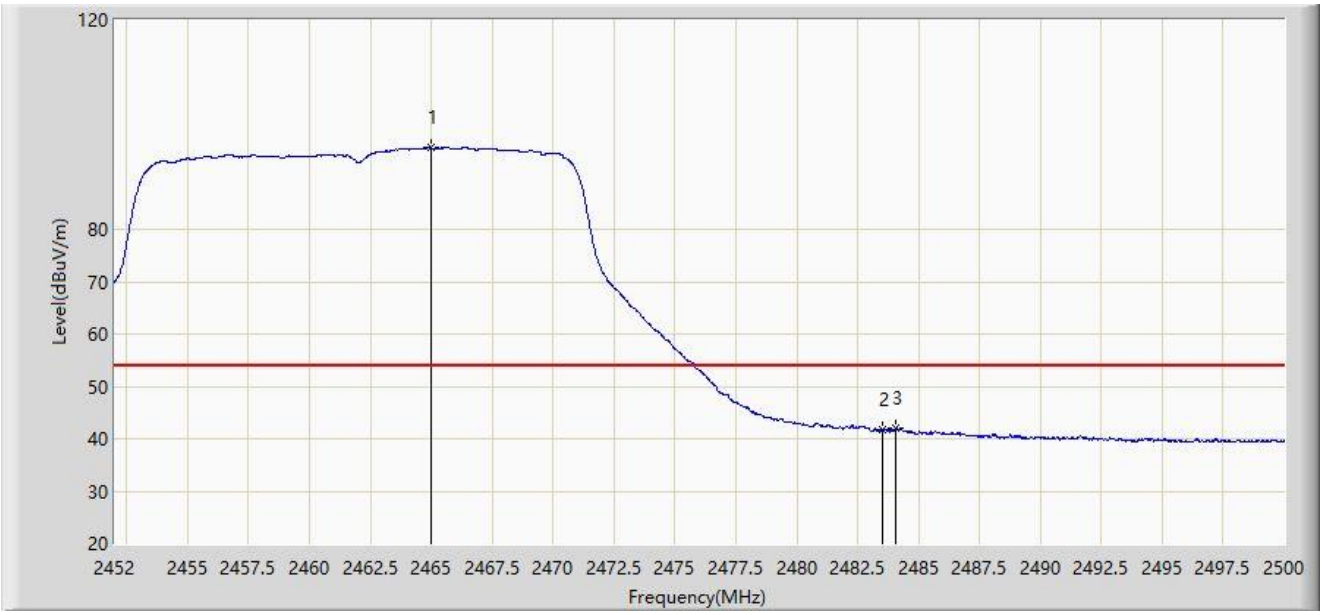

No	Mark	Frequency (MHz)	Measure Level (dBμV/m)	Reading Level (dBμV)	Margin (dB)	Limit (dBμV/m)	Factor (dB/m)	Type
1		2464.984	95.637	64.548	N/A	N/A	31.089	AV
2		2483.500	41.617	10.524	-12.383	54.000	31.093	AV
3	*	2484.064	41.901	10.808	-12.099	54.000	31.094	AV

Note 1: " * ", means this data is the worst emission level.

Note 2: Measure Level (dBμV/m) = Reading Level (dBμV) + Factor (dB/m).

Note 3: Factor (dB/m) = Cable Loss (dB) + Antenna Factor (dB/m).

Site: WZ-AC1	Test Date: 2023-07-08
Limit: FCC_2.4G_RE(3m)	Engineer: Ajin Fan
Probe: BBHA9120D_1167_1-18GHz	Polarity: Vertical
EUT: ACCESS POINT	Power: By POE
Test Mode: Transmit by 802.11n-HT20 at 2462MHz	

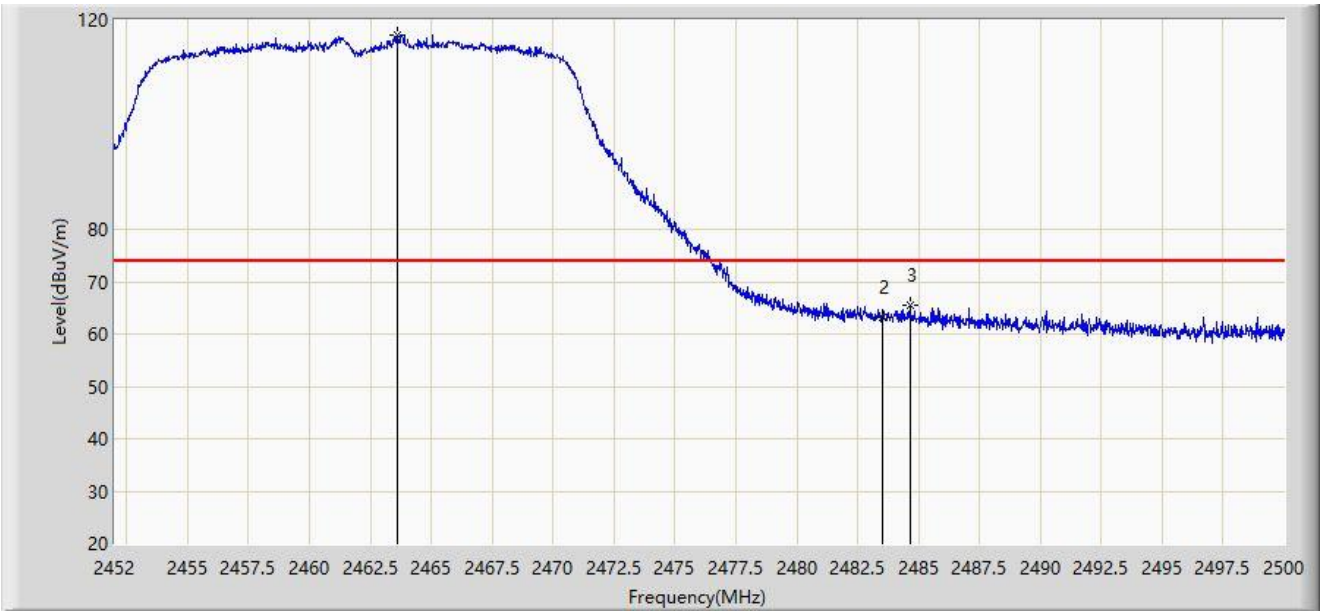

No	Mark	Frequency (MHz)	Measure Level (dBμV/m)	Reading Level (dBμV)	Margin (dB)	Limit (dBμV/m)	Factor (dB/m)	Type
1		2463.616	117.190	86.101	N/A	N/A	31.088	PK
2		2483.500	63.222	32.129	-10.778	74.000	31.093	PK
3	*	2484.640	65.406	34.312	-8.594	74.000	31.094	PK

Note 1: " * ", means this data is the worst emission level.

Note 2: Measure Level (dBμV/m) = Reading Level (dBμV) + Factor (dB/m).

Note 3: Factor (dB/m) = Cable Loss (dB) + Antenna Factor (dB/m).

Site: WZ-AC1	Test Date: 2023-07-08
Limit: FCC_2.4G_RE(3m)	Engineer: Ajin Fan
Probe: BBHA9120D_1167_1-18GHz	Polarity: Vertical
EUT: ACCESS POINT	Power: By POE
Test Mode: Transmit by 802.11n-HT20 at 2462MHz	

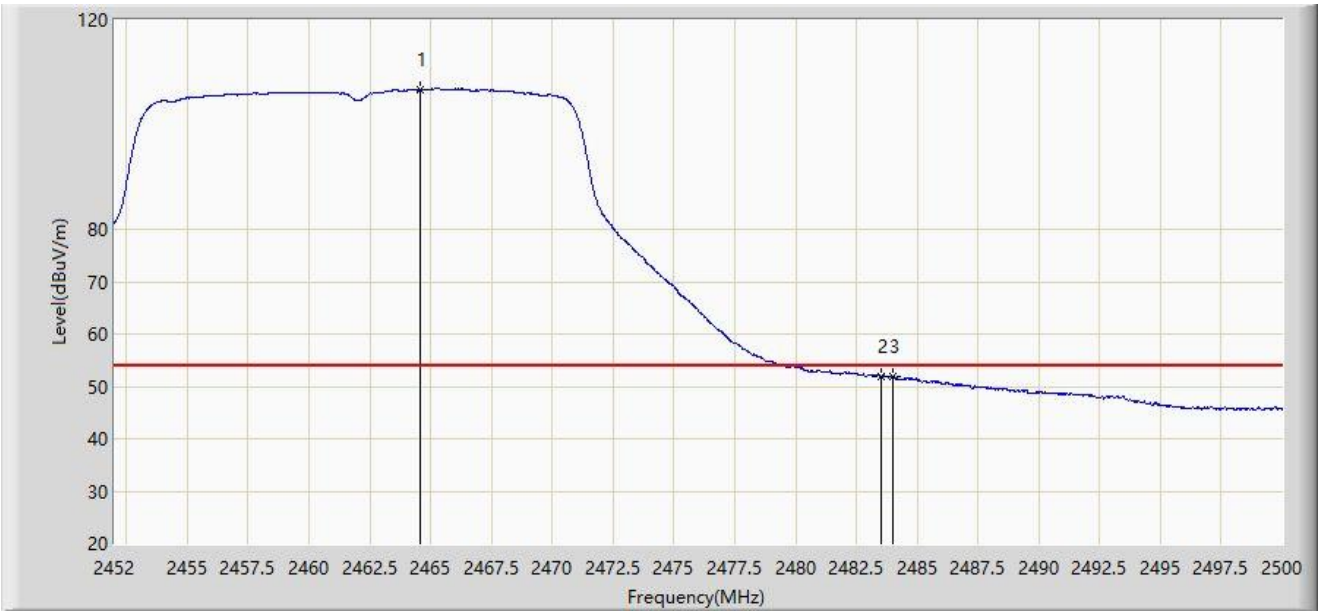

No	Mark	Frequency (MHz)	Measure Level (dBμV/m)	Reading Level (dBμV)	Margin (dB)	Limit (dBμV/m)	Factor (dB/m)	Type
1		2464.600	106.629	75.540	N/A	N/A	31.089	AV
2	*	2483.500	51.971	20.878	-2.029	54.000	31.093	AV
3		2483.992	51.957	20.864	-2.043	54.000	31.094	AV

Note 1: " * ", means this data is the worst emission level.

Note 2: Measure Level (dBμV/m) = Reading Level (dBμV) + Factor (dB/m).

Note 3: Factor (dB/m) = Cable Loss (dB) + Antenna Factor (dB/m).

Site: WZ-AC1	Test Date: 2023-07-08
Limit: FCC_2.4G_RE(3m)	Engineer: Ajin Fan
Probe: BBHA9120D_1167_1-18GHz	Polarity: Horizontal
EUT: ACCESS POINT	Power: By POE
Test Mode: Transmit by 802.11n-HT40 at 2422MHz	

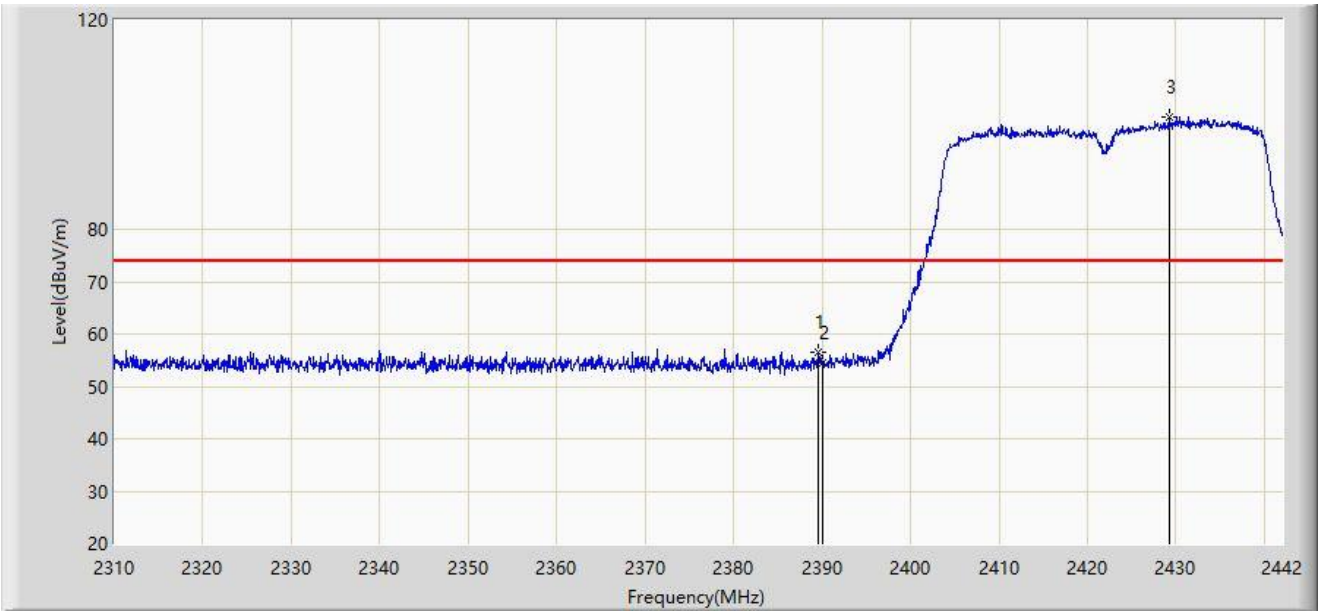

No	Mark	Frequency (MHz)	Measure Level (dBμV/m)	Reading Level (dBμV)	Margin (dB)	Limit (dBμV/m)	Factor (dB/m)	Type
1	*	2389.530	56.436	25.278	-17.564	74.000	31.158	PK
2		2390.000	54.595	23.437	-19.405	74.000	31.158	PK
3		2429.196	101.483	70.388	N/A	N/A	31.095	PK

Note 1: " * ", means this data is the worst emission level.

Note 2: Measure Level (dBμV/m) = Reading Level (dBμV) + Factor (dB/m).

Note 3: Factor (dB/m) = Cable Loss (dB) + Antenna Factor (dB/m).

Site: WZ-AC1	Test Date: 2023-07-08
Limit: FCC_2.4G_RE(3m)	Engineer: Ajin Fan
Probe: BBHA9120D_1167_1-18GHz	Polarity: Horizontal
EUT: ACCESS POINT	Power: By POE
Test Mode: Transmit by 802.11n-HT40 at 2422MHz	

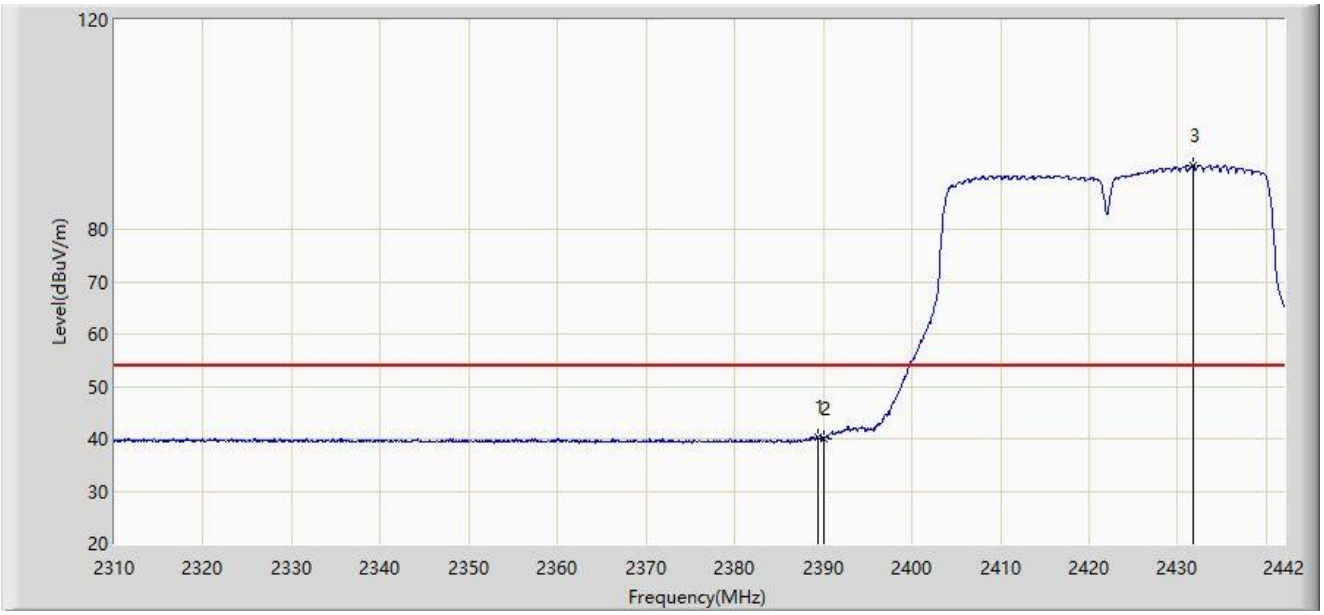

No	Mark	Frequency (MHz)	Measure Level (dBμV/m)	Reading Level (dBμV)	Margin (dB)	Limit (dBμV/m)	Factor (dB/m)	Type
1	*	2389.398	40.238	9.080	-13.762	54.000	31.159	AV
2		2390.000	40.083	8.925	-13.917	54.000	31.158	AV
3		2431.770	92.212	61.124	N/A	N/A	31.088	AV

Note 1: " * ", means this data is the worst emission level.

Note 2: Measure Level (dBμV/m) = Reading Level (dBμV) + Factor (dB/m).

Note 3: Factor (dB/m) = Cable Loss (dB) + Antenna Factor (dB/m).

Site: WZ-AC1	Test Date: 2023-07-08
Limit: FCC_2.4G_RE(3m)	Engineer: Ajin Fan
Probe: BBHA9120D_1167_1-18GHz	Polarity: Vertical
EUT: ACCESS POINT	Power: By POE
Test Mode: Transmit by 802.11n-HT40 at 2422MHz	

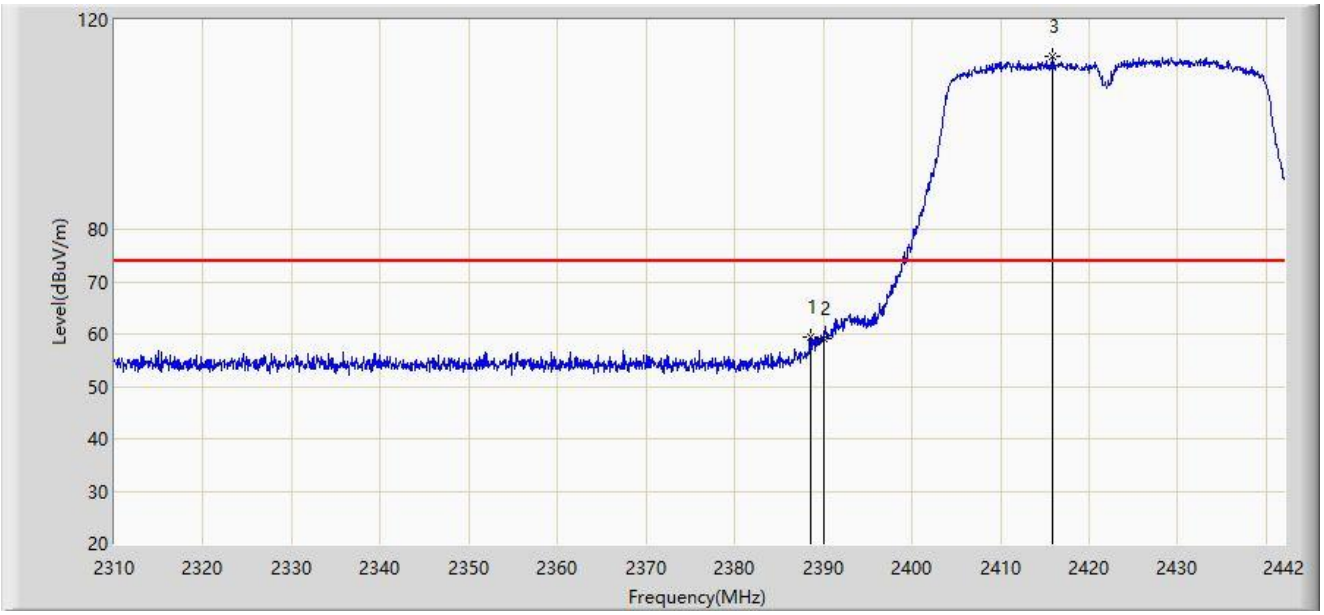

No	Mark	Frequency (MHz)	Measure Level (dBμV/m)	Reading Level (dBμV)	Margin (dB)	Limit (dBμV/m)	Factor (dB/m)	Type
1	*	2388.540	59.491	28.332	-14.509	74.000	31.159	PK
2		2390.000	59.018	27.860	-14.982	74.000	31.158	PK
3		2415.930	113.026	81.897	N/A	N/A	31.130	PK

Note 1: " * ", means this data is the worst emission level.

Note 2: Measure Level (dBμV/m) = Reading Level (dBμV) + Factor (dB/m).

Note 3: Factor (dB/m) = Cable Loss (dB) + Antenna Factor (dB/m).

Site: WZ-AC1	Test Date: 2023-07-08
Limit: FCC_2.4G_RE(3m)	Engineer: Ajin Fan
Probe: BBHA9120D_1167_1-18GHz	Polarity: Vertical
EUT: ACCESS POINT	Power: By POE
Test Mode: Transmit by 802.11n-HT40 at 2422MHz	

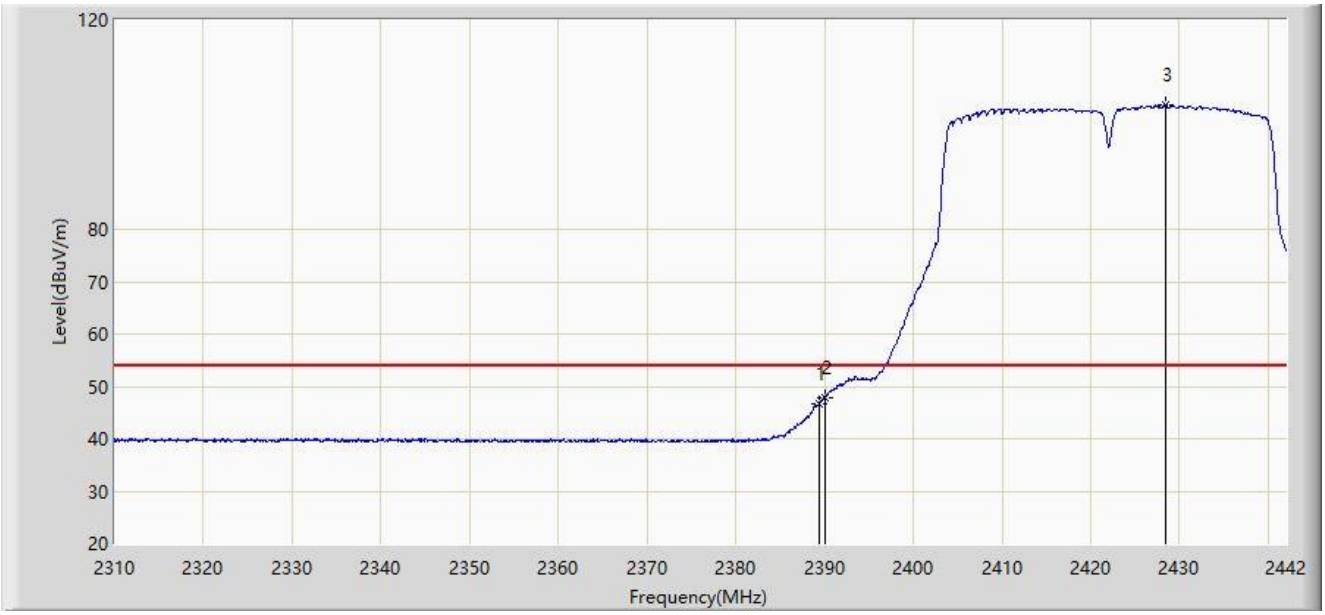

No	Mark	Frequency (MHz)	Measure Level (dBμV/m)	Reading Level (dBμV)	Margin (dB)	Limit (dBμV/m)	Factor (dB/m)	Type
1		2389.332	46.776	15.618	-7.224	54.000	31.158	AV
2	*	2390.000	47.945	16.787	-6.055	54.000	31.158	AV
3		2428.404	103.721	72.624	N/A	N/A	31.097	AV

Note 1: " * ", means this data is the worst emission level.

Note 2: Measure Level (dBμV/m) = Reading Level (dBμV) + Factor (dB/m).

Note 3: Factor (dB/m) = Cable Loss (dB) + Antenna Factor (dB/m).

Site: WZ-AC1	Test Date: 2023-07-08
Limit: FCC_2.4G_RE(3m)	Engineer: Ajin Fan
Probe: BBHA9120D_1167_1-18GHz	Polarity: Horizontal
EUT: ACCESS POINT	Power: By POE
Test Mode: Transmit by 802.11n-HT40 at 2452MHz	

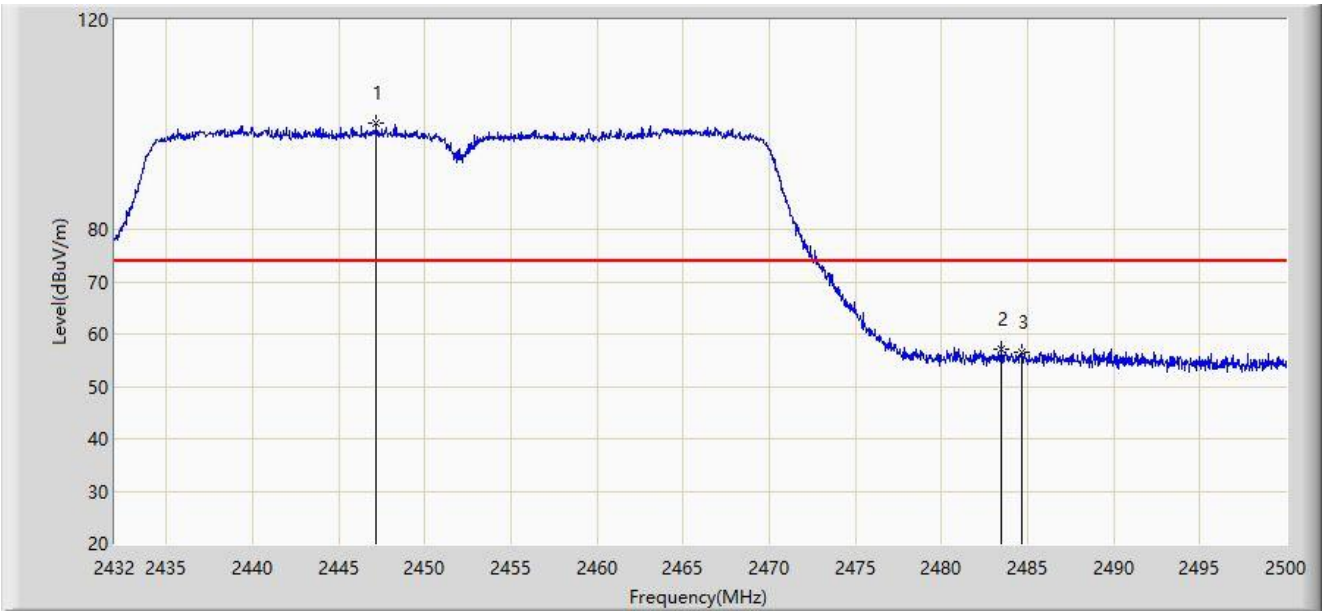

No	Mark	Frequency (MHz)	Measure Level (dBμV/m)	Reading Level (dBμV)	Margin (dB)	Limit (dBμV/m)	Factor (dB/m)	Type
1		2447.198	100.160	69.078	N/A	N/A	31.082	PK
2	*	2483.500	57.070	25.977	-16.930	74.000	31.093	PK
3		2484.666	56.610	25.516	-17.390	74.000	31.094	PK

Note 1: " * ", means this data is the worst emission level.

Note 2: Measure Level (dBμV/m) = Reading Level (dBμV) + Factor (dB/m).

Note 3: Factor (dB/m) = Cable Loss (dB) + Antenna Factor (dB/m).

Site: WZ-AC1	Test Date: 2023-07-08
Limit: FCC_2.4G_RE(3m)	Engineer: Ajin Fan
Probe: BBHA9120D_1167_1-18GHz	Polarity: Horizontal
EUT: ACCESS POINT	Power: By POE
Test Mode: Transmit by 802.11n-HT40 at 2452MHz	

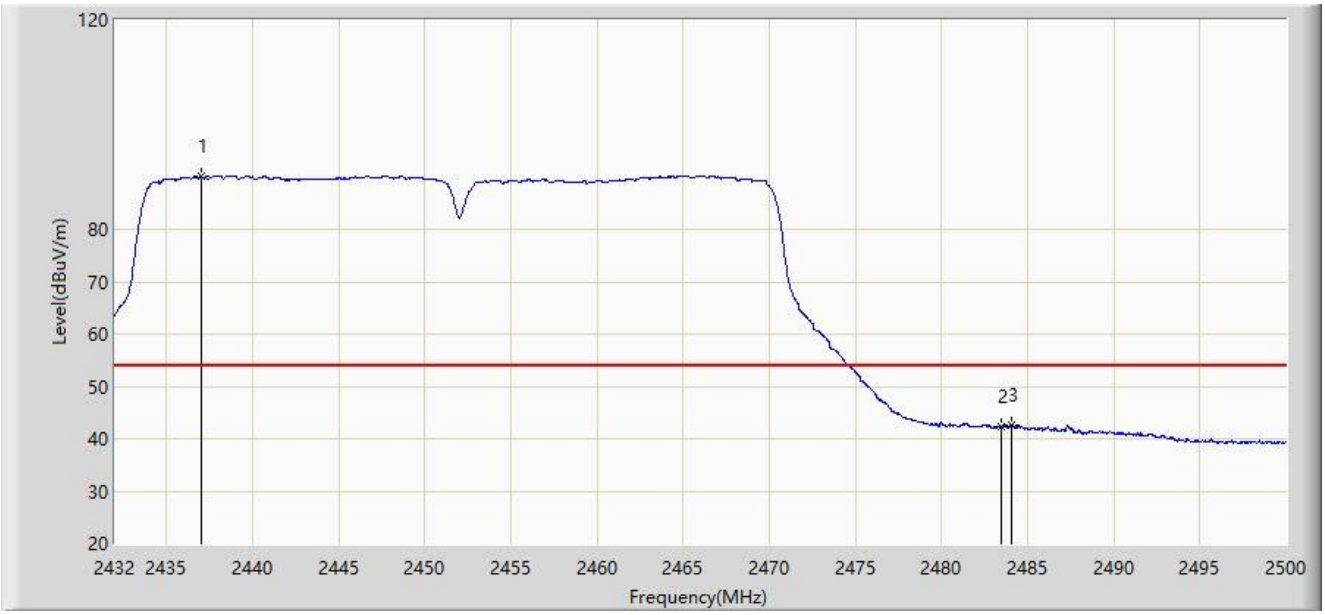

No	Mark	Frequency (MHz)	Measure Level (dBμV/m)	Reading Level (dBμV)	Margin (dB)	Limit (dBμV/m)	Factor (dB/m)	Type
1		2436.998	90.064	58.991	N/A	N/A	31.073	AV
2		2483.500	42.208	11.115	-11.792	54.000	31.093	AV
3	*	2484.054	42.737	11.644	-11.263	54.000	31.094	AV

Note 1: " * ", means this data is the worst emission level.

Note 2: Measure Level (dBμV/m) = Reading Level (dBμV) + Factor (dB/m).

Note 3: Factor (dB/m) = Cable Loss (dB) + Antenna Factor (dB/m).

Site: WZ-AC1	Test Date: 2023-07-08
Limit: FCC_2.4G_RE(3m)	Engineer: Ajin Fan
Probe: BBHA9120D_1167_1-18GHz	Polarity: Vertical
EUT: ACCESS POINT	Power: By POE
Test Mode: Transmit by 802.11n-HT40 at 2452MHz	

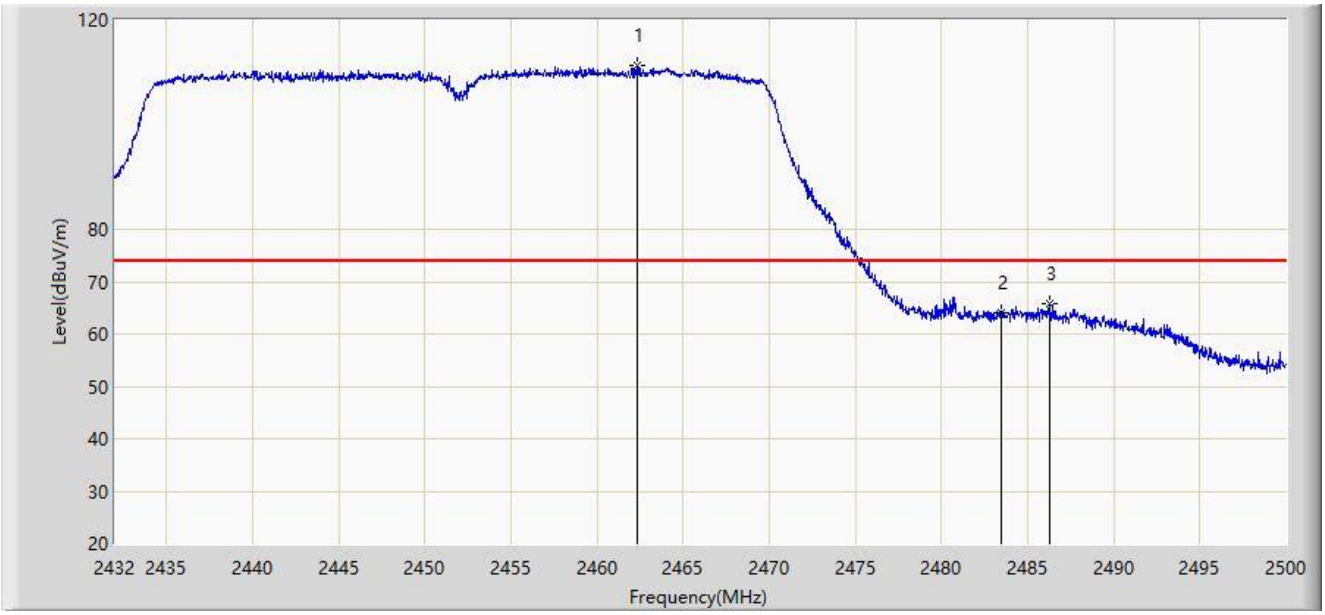

No	Mark	Frequency (MHz)	Measure Level (dBμV/m)	Reading Level (dBμV)	Margin (dB)	Limit (dBμV/m)	Factor (dB/m)	Type
1		2462.294	111.224	80.135	N/A	N/A	31.089	PK
2		2483.500	64.090	32.997	-9.910	74.000	31.093	PK
3	*	2486.264	65.874	34.779	-8.126	74.000	31.095	PK

Note 1: " * ", means this data is the worst emission level.

Note 2: Measure Level (dBμV/m) = Reading Level (dBμV) + Factor (dB/m).

Note 3: Factor (dB/m) = Cable Loss (dB) + Antenna Factor (dB/m).

Site: WZ-AC1	Test Date: 2023-07-08
Limit: FCC_2.4G_RE(3m)	Engineer: Ajin Fan
Probe: BBHA9120D_1167_1-18GHz	Polarity: Vertical
EUT: ACCESS POINT	Power: By POE
Test Mode: Transmit by 802.11n-HT40 at 2452MHz	

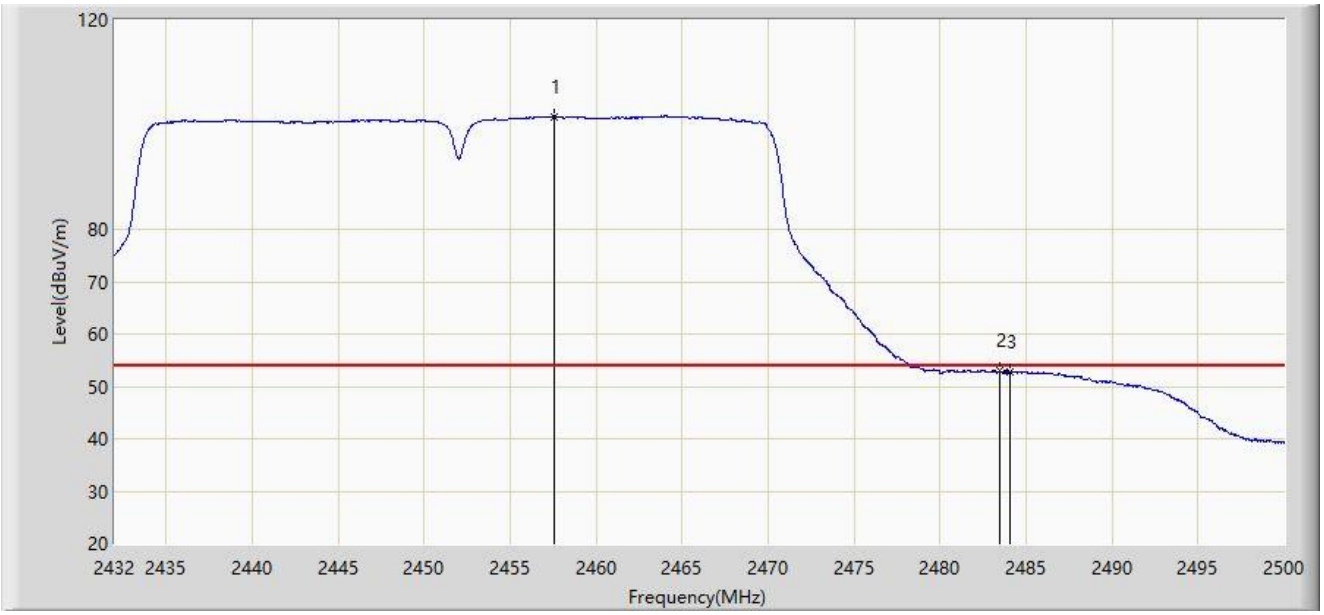

No	Mark	Frequency (MHz)	Measure Level (dBμV/m)	Reading Level (dBμV)	Margin (dB)	Limit (dBμV/m)	Factor (dB/m)	Type
1		2457.534	101.546	70.453	N/A	N/A	31.092	AV
2	*	2483.500	53.148	22.055	-0.852	54.000	31.093	AV
3		2484.088	52.830	21.737	-1.170	54.000	31.094	AV

Note 1: " * ", means this data is the worst emission level.

Note 2: Measure Level (dBμV/m) = Reading Level (dBμV) + Factor (dB/m).

Note 3: Factor (dB/m) = Cable Loss (dB) + Antenna Factor (dB/m).

Site: WZ-AC1	Test Date: 2023-07-08
Limit: FCC_2.4G_RE(3m)	Engineer: Ajin Fan
Probe: BBHA9120D_1167_1-18GHz	Polarity: Horizontal
EUT: ACCESS POINT	Power: By POE
Test Mode: Transmit by 802.11ax-HE20 at 2412MHz	

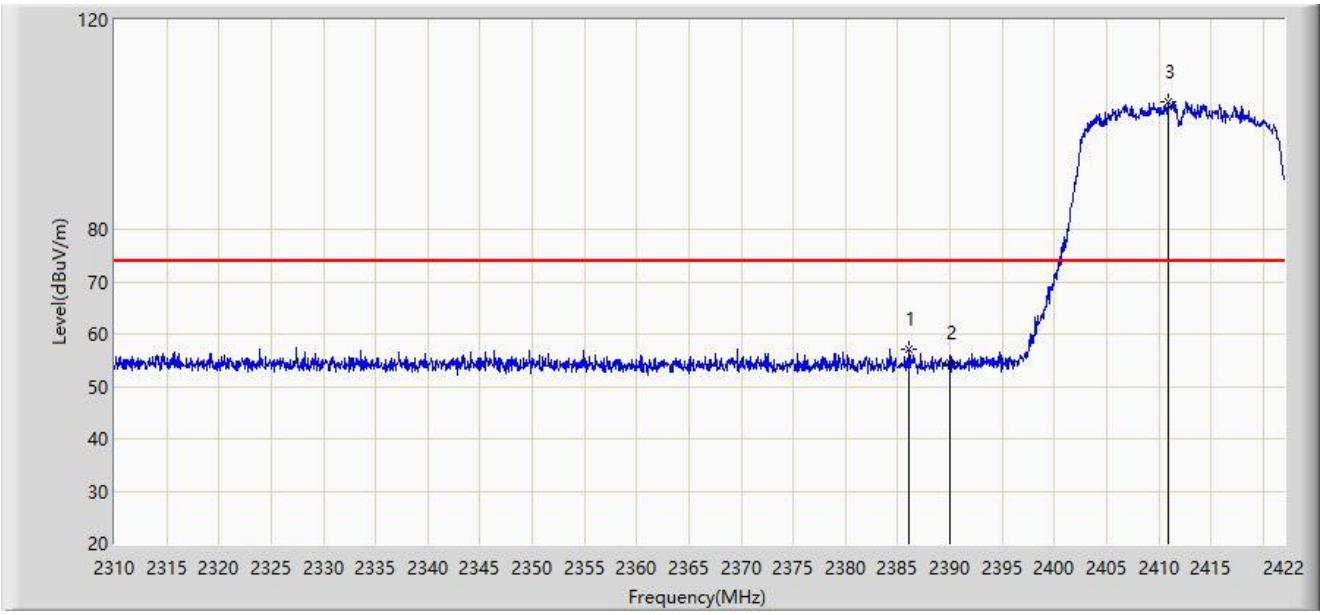

No	Mark	Frequency (MHz)	Measure Level (dBμV/m)	Reading Level (dBμV)	Margin (dB)	Limit (dBμV/m)	Factor (dB/m)	Type
1	*	2386.048	57.231	26.070	-16.769	74.000	31.161	PK
2		2390.000	54.601	23.443	-19.399	74.000	31.158	PK
3		2410.968	104.216	73.082	N/A	N/A	31.134	PK

Note 1: " * ", means this data is the worst emission level.

Note 2: Measure Level (dBμV/m) = Reading Level (dBμV) + Factor (dB/m).

Note 3: Factor (dB/m) = Cable Loss (dB) + Antenna Factor (dB/m).

Site: WZ-AC1	Test Date: 2023-07-08
Limit: FCC_2.4G_RE(3m)	Engineer: Ajin Fan
Probe: BBHA9120D_1167_1-18GHz	Polarity: Horizontal
EUT: ACCESS POINT	Power: By POE
Test Mode: Transmit by 802.11ax-HE20 at 2412MHz	

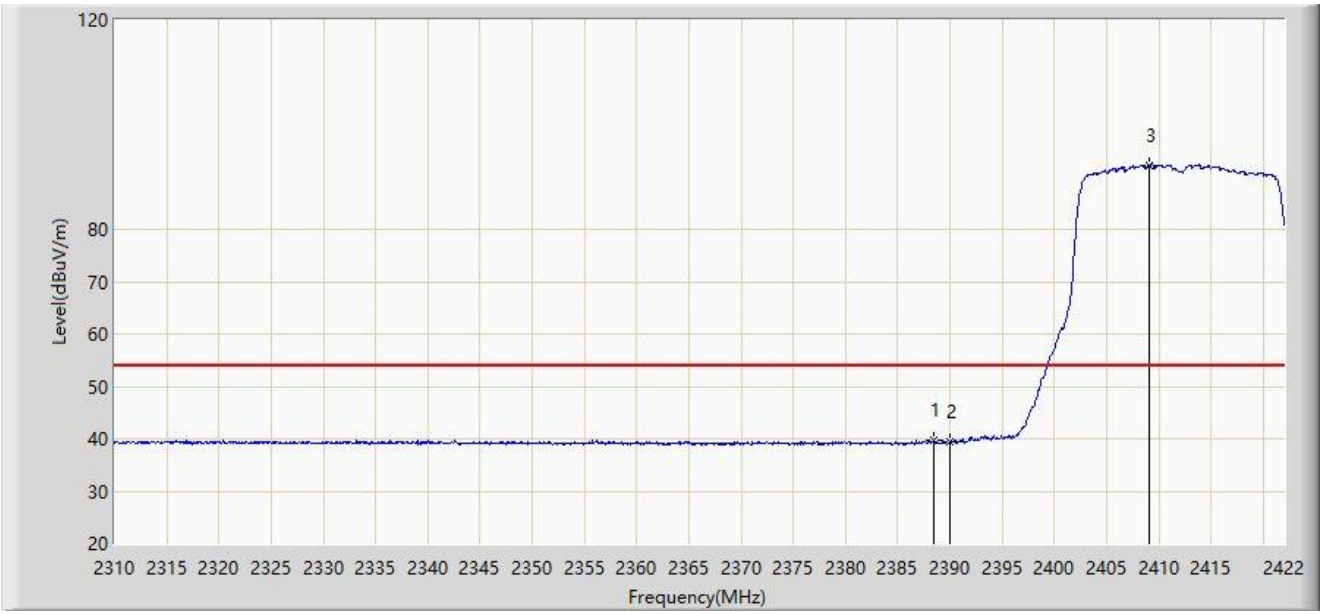

No	Mark	Frequency (MHz)	Measure Level (dBμV/m)	Reading Level (dBμV)	Margin (dB)	Limit (dBμV/m)	Factor (dB/m)	Type
1	*	2388.400	39.646	8.487	-14.354	54.000	31.159	AV
2		2390.000	39.322	8.164	-14.678	54.000	31.158	AV
3		2409.120	92.220	61.082	N/A	N/A	31.138	AV

Note 1: " * ", means this data is the worst emission level.

Note 2: Measure Level (dBμV/m) = Reading Level (dBμV) + Factor (dB/m).

Note 3: Factor (dB/m) = Cable Loss (dB) + Antenna Factor (dB/m).

Site: WZ-AC1	Test Date: 2023-07-08
Limit: FCC_2.4G_RE(3m)	Engineer: Ajin Fan
Probe: BBHA9120D_1167_1-18GHz	Polarity: Vertical
EUT: ACCESS POINT	Power: By POE
Test Mode: Transmit by 802.11ax-HE20 at 2412MHz	

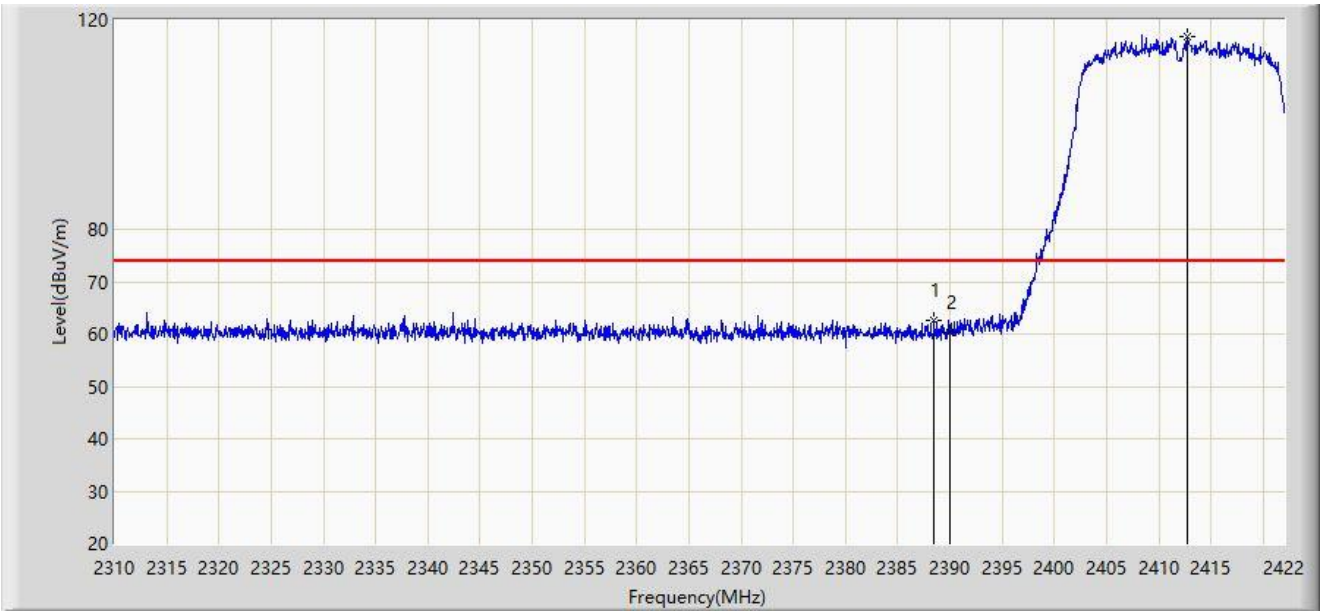

No	Mark	Frequency (MHz)	Measure Level (dBμV/m)	Reading Level (dBμV)	Margin (dB)	Limit (dBμV/m)	Factor (dB/m)	Type
1	*	2388.512	62.636	31.477	-11.364	74.000	31.159	PK
2		2390.000	60.340	29.182	-13.660	74.000	31.158	PK
3		2412.704	116.796	85.663	N/A	N/A	31.133	PK

Note 1: " * ", means this data is the worst emission level.

Note 2: Measure Level (dBμV/m) = Reading Level (dBμV) + Factor (dB/m).

Note 3: Factor (dB/m) = Cable Loss (dB) + Antenna Factor (dB/m).

Site: WZ-AC1	Test Date: 2023-07-08
Limit: FCC_2.4G_RE(3m)	Engineer: Ajin Fan
Probe: BBHA9120D_1167_1-18GHz	Polarity: Vertical
EUT: ACCESS POINT	Power: By POE
Test Mode: Transmit by 802.11ax-HE20 at 2412MHz	

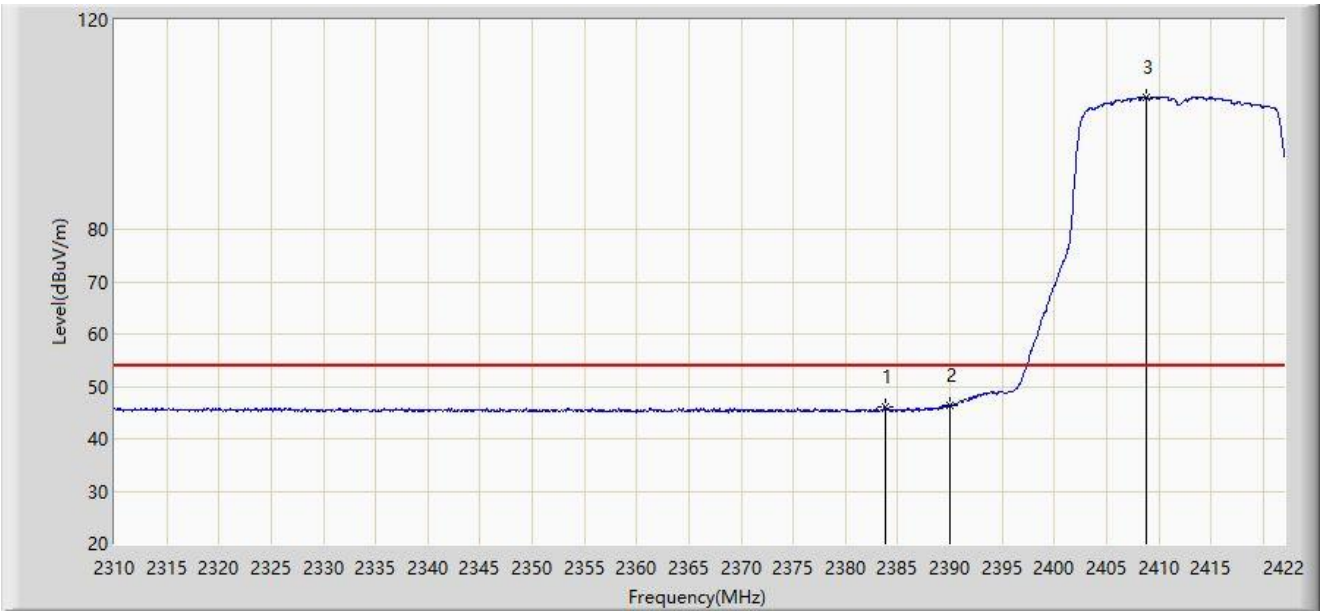

No	Mark	Frequency (MHz)	Measure Level (dBμV/m)	Reading Level (dBμV)	Margin (dB)	Limit (dBμV/m)	Factor (dB/m)	Type
1		2383.808	46.084	14.921	-7.916	54.000	31.163	AV
2	*	2390.000	46.336	15.178	-7.664	54.000	31.158	AV
3		2408.784	105.255	74.116	N/A	N/A	31.139	AV

Note 1: " * ", means this data is the worst emission level.

Note 2: Measure Level (dBμV/m) = Reading Level (dBμV) + Factor (dB/m).

Note 3: Factor (dB/m) = Cable Loss (dB) + Antenna Factor (dB/m).

Site: WZ-AC1	Test Date: 2023-07-08
Limit: FCC_2.4G_RE(3m)	Engineer: Ajin Fan
Probe: BBHA9120D_1167_1-18GHz	Polarity: Horizontal
EUT: ACCESS POINT	Power: By POE
Test Mode: Transmit by 802.11ax-HE20 at 2462MHz	

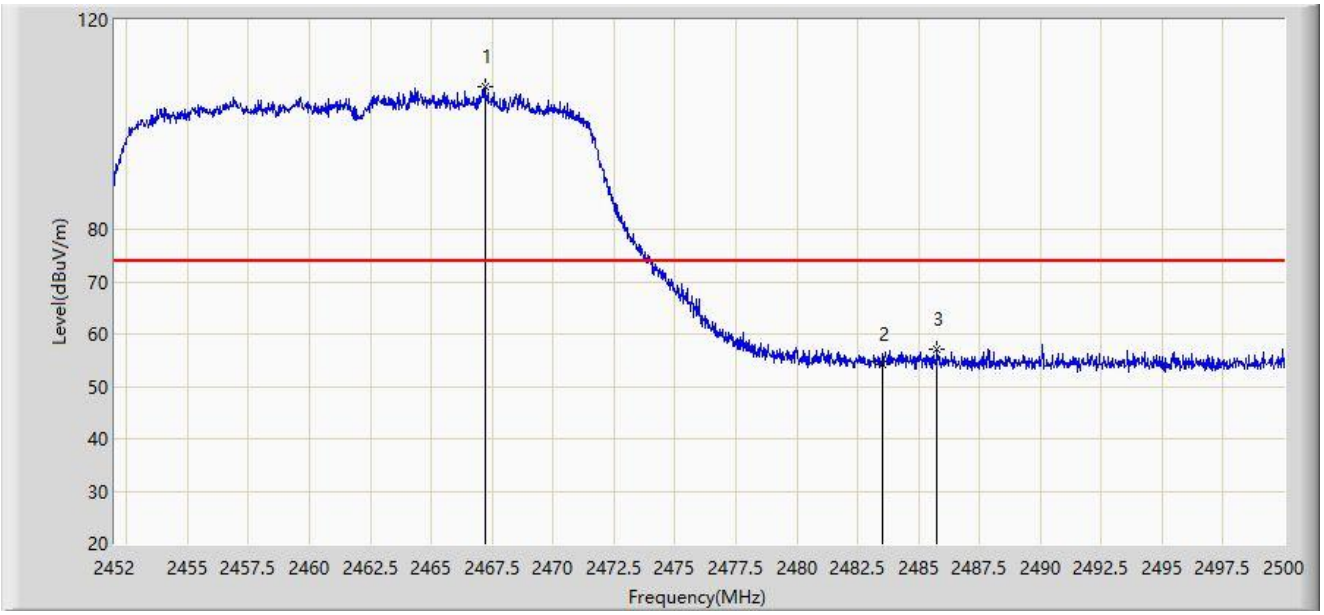

No	Mark	Frequency (MHz)	Measure Level (dBμV/m)	Reading Level (dBμV)	Margin (dB)	Limit (dBμV/m)	Factor (dB/m)	Type
1		2467.192	107.223	76.135	N/A	N/A	31.088	PK
2		2483.500	54.126	23.033	-19.874	74.000	31.093	PK
3	*	2485.768	57.195	26.100	-16.805	74.000	31.095	PK

Note 1: " * ", means this data is the worst emission level.

Note 2: Measure Level (dBμV/m) = Reading Level (dBμV) + Factor (dB/m).

Note 3: Factor (dB/m) = Cable Loss (dB) + Antenna Factor (dB/m).

Site: WZ-AC1	Test Date: 2023-07-08
Limit: FCC_2.4G_RE(3m)	Engineer: Ajin Fan
Probe: BBHA9120D_1167_1-18GHz	Polarity: Horizontal
EUT: ACCESS POINT	Power: By POE
Test Mode: Transmit by 802.11ax-HE20 at 2462MHz	

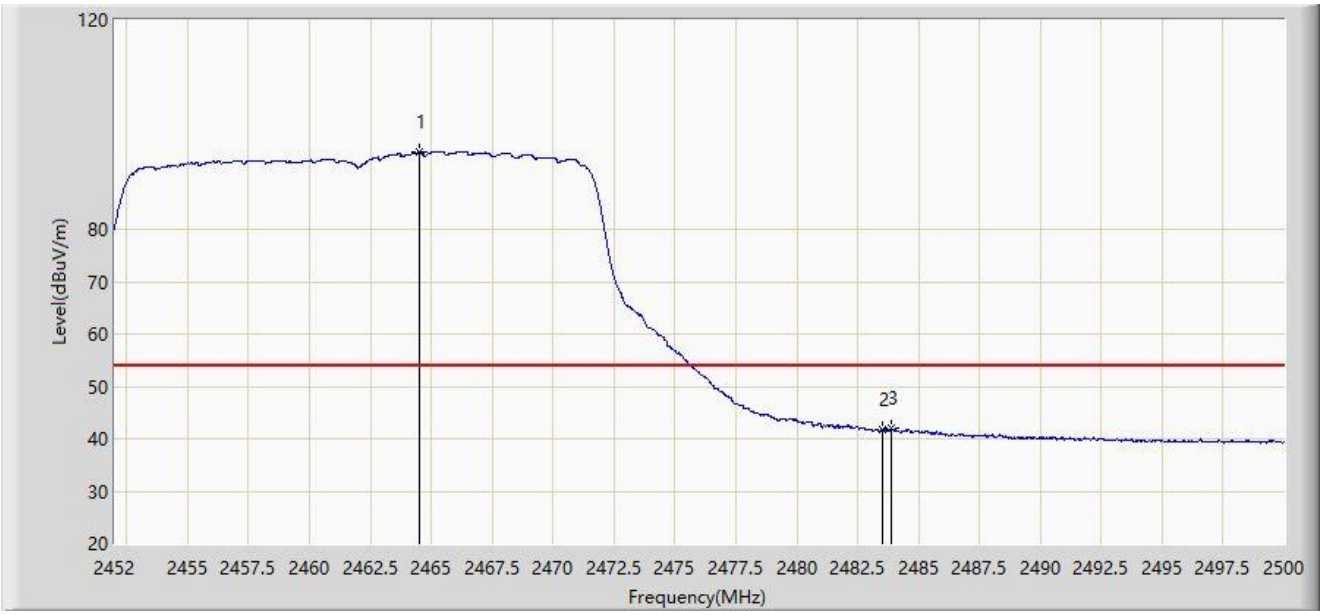

No	Mark	Frequency (MHz)	Measure Level (dBμV/m)	Reading Level (dBμV)	Margin (dB)	Limit (dBμV/m)	Factor (dB/m)	Type
1		2464.528	94.697	63.608	N/A	N/A	31.089	AV
2		2483.500	41.856	10.763	-12.144	54.000	31.093	AV
3	*	2483.872	41.962	10.869	-12.038	54.000	31.093	AV

Note 1: " * ", means this data is the worst emission level.

Note 2: Measure Level (dBμV/m) = Reading Level (dBμV) + Factor (dB/m).

Note 3: Factor (dB/m) = Cable Loss (dB) + Antenna Factor (dB/m).

Site: WZ-AC1	Test Date: 2023-07-08
Limit: FCC_2.4G_RE(3m)	Engineer: Ajin Fan
Probe: BBHA9120D_1167_1-18GHz	Polarity: Vertical
EUT: ACCESS POINT	Power: By POE
Test Mode: Transmit by 802.11ax-HE20 at 2462MHz	

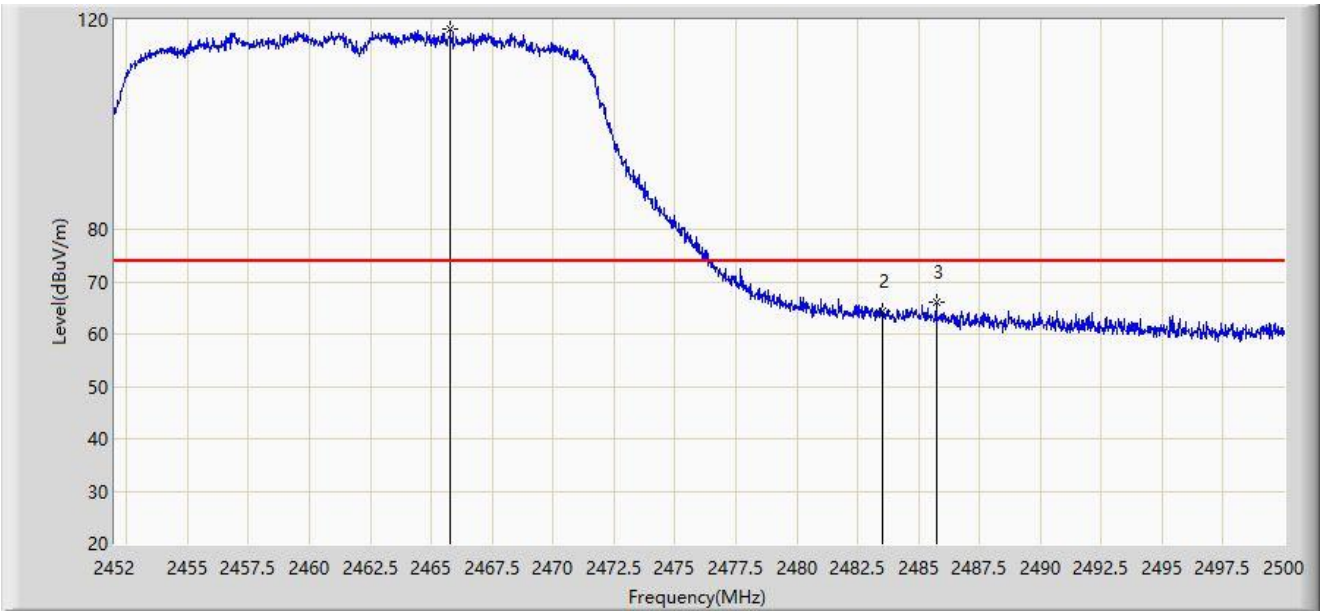

No	Mark	Frequency (MHz)	Measure Level (dBμV/m)	Reading Level (dBμV)	Margin (dB)	Limit (dBμV/m)	Factor (dB/m)	Type
1		2465.776	118.379	87.291	N/A	N/A	31.089	PK
2		2483.500	64.250	33.157	-9.750	74.000	31.093	PK
3	*	2485.720	66.133	35.038	-7.867	74.000	31.095	PK

Note 1: " * ", means this data is the worst emission level.

Note 2: Measure Level (dBμV/m) = Reading Level (dBμV) + Factor (dB/m).

Note 3: Factor (dB/m) = Cable Loss (dB) + Antenna Factor (dB/m).

Site: WZ-AC1	Test Date: 2023-07-08
Limit: FCC_2.4G_RE(3m)	Engineer: Ajin Fan
Probe: BBHA9120D_1167_1-18GHz	Polarity: Vertical
EUT: ACCESS POINT	Power: By POE
Test Mode: Transmit by 802.11ax-HE20 at 2462MHz	

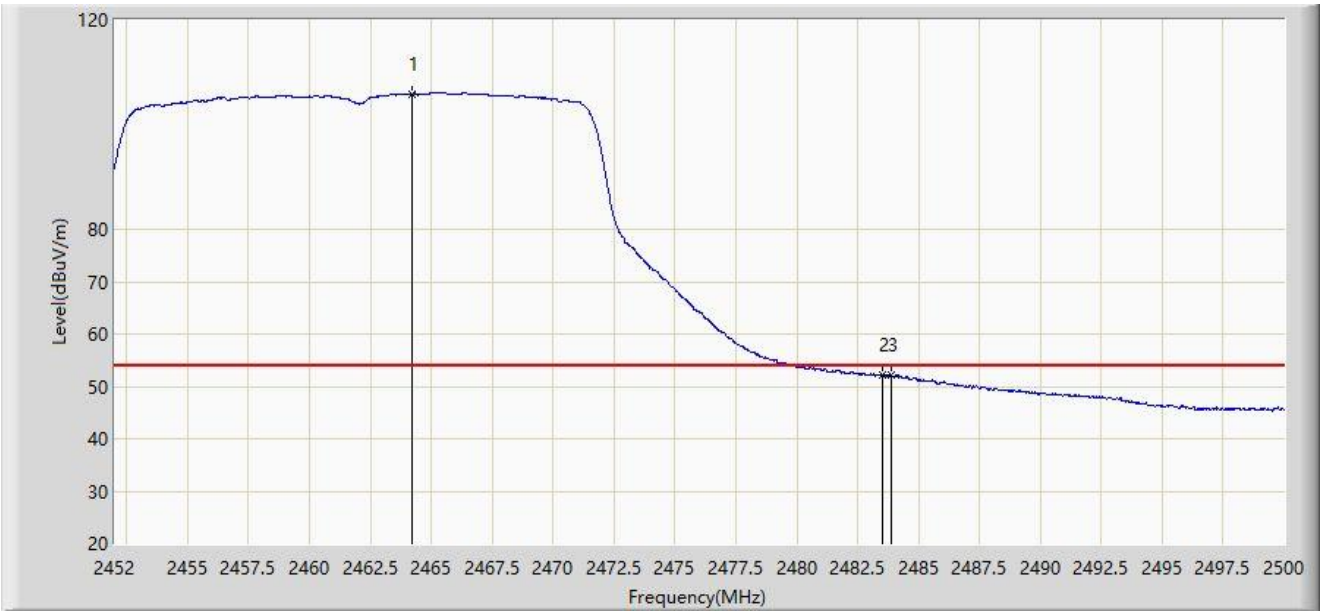

No	Mark	Frequency (MHz)	Measure Level (dBμV/m)	Reading Level (dBμV)	Margin (dB)	Limit (dBμV/m)	Factor (dB/m)	Type
1		2464.240	105.909	74.820	N/A	N/A	31.089	AV
2	*	2483.500	52.200	21.107	-1.800	54.000	31.093	AV
3		2483.872	52.148	21.055	-1.852	54.000	31.093	AV

Note 1: " * ", means this data is the worst emission level.

Note 2: Measure Level (dBμV/m) = Reading Level (dBμV) + Factor (dB/m).

Note 3: Factor (dB/m) = Cable Loss (dB) + Antenna Factor (dB/m).

Site: WZ-AC1	Test Date: 2023-07-08
Limit: FCC_2.4G_RE(3m)	Engineer: Ajin Fan
Probe: BBHA9120D_1167_1-18GHz	Polarity: Horizontal
EUT: ACCESS POINT	Power: By POE
Test Mode: Transmit by 802.11ax-HE40 at 2422MHz	

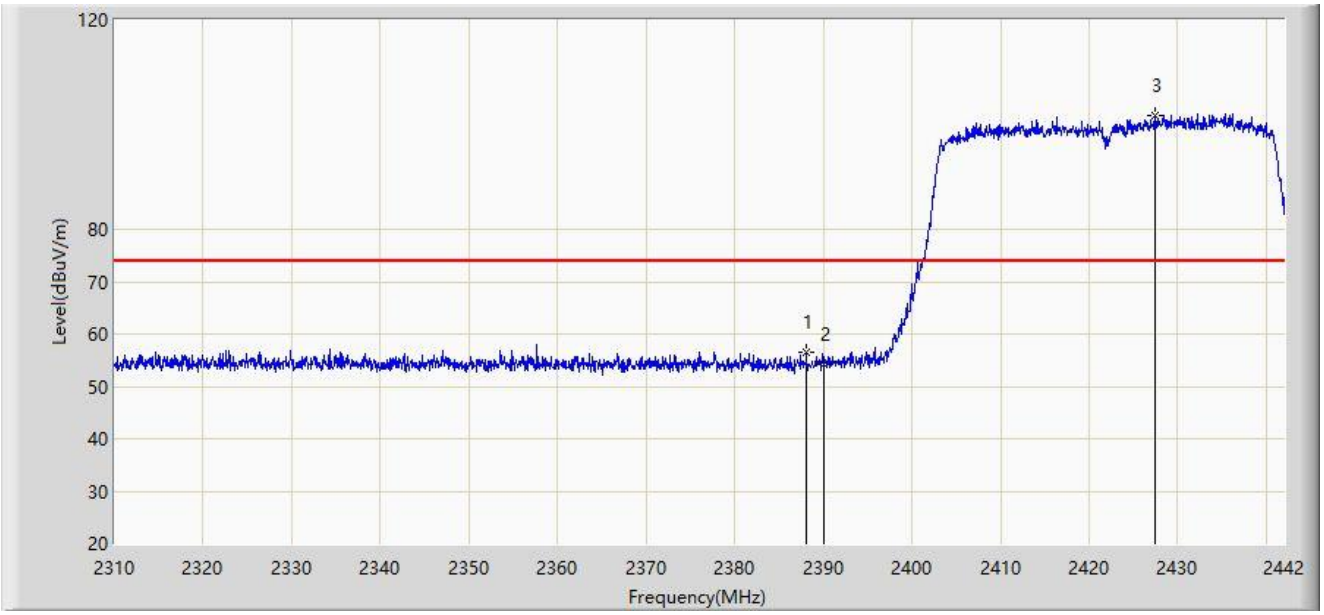

No	Mark	Frequency (MHz)	Measure Level (dBμV/m)	Reading Level (dBμV)	Margin (dB)	Limit (dBμV/m)	Factor (dB/m)	Type
1	*	2388.078	56.592	25.433	-17.408	74.000	31.160	PK
2		2390.000	54.176	23.018	-19.824	74.000	31.158	PK
3		2427.480	101.862	70.762	N/A	N/A	31.100	PK

Note 1: " * ", means this data is the worst emission level.

Note 2: Measure Level (dBμV/m) = Reading Level (dBμV) + Factor (dB/m).

Note 3: Factor (dB/m) = Cable Loss (dB) + Antenna Factor (dB/m).

Site: WZ-AC1	Test Date: 2023-07-08
Limit: FCC_2.4G_RE(3m)	Engineer: Ajin Fan
Probe: BBHA9120D_1167_1-18GHz	Polarity: Horizontal
EUT: ACCESS POINT	Power: By POE
Test Mode: Transmit by 802.11ax-HE40 at 2422MHz	

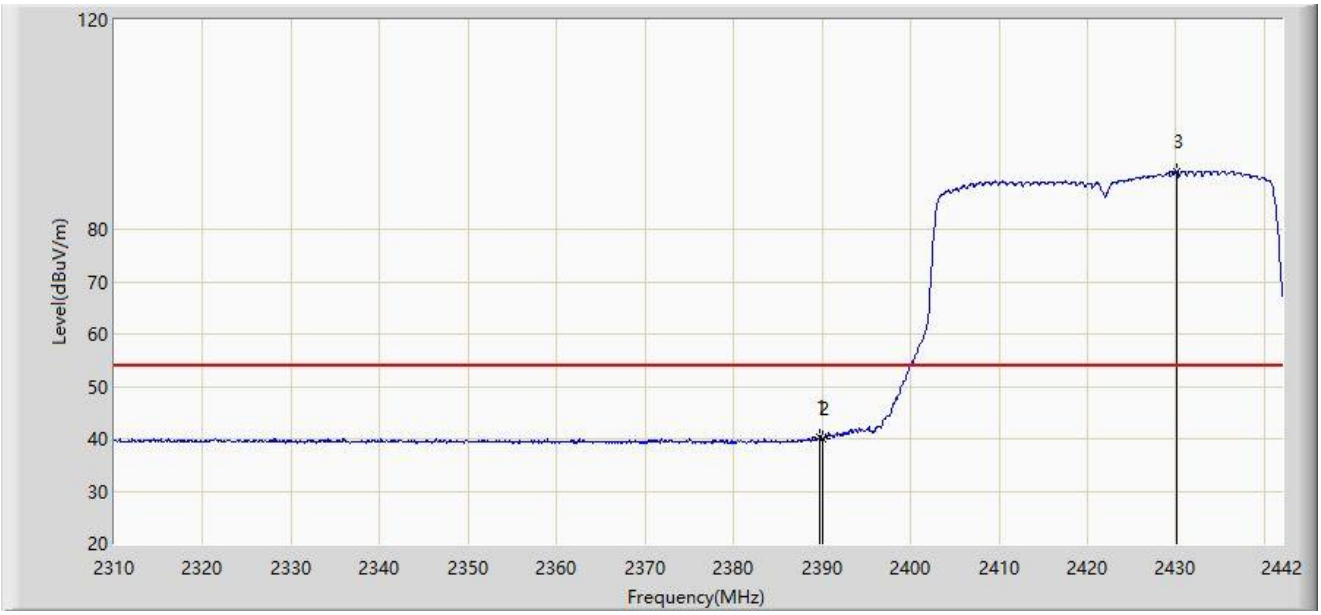

No	Mark	Frequency (MHz)	Measure Level (dBμV/m)	Reading Level (dBμV)	Margin (dB)	Limit (dBμV/m)	Factor (dB/m)	Type
1	*	2389.728	40.315	9.157	-13.685	54.000	31.158	AV
2		2390.000	39.868	8.710	-14.132	54.000	31.158	AV
3		2430.054	90.964	59.872	N/A	N/A	31.093	AV

Note 1: " * ", means this data is the worst emission level.

Note 2: Measure Level (dBμV/m) = Reading Level (dBμV) + Factor (dB/m).

Note 3: Factor (dB/m) = Cable Loss (dB) + Antenna Factor (dB/m).

Site: WZ-AC1	Test Date: 2023-07-08
Limit: FCC_2.4G_RE(3m)	Engineer: Ajin Fan
Probe: BBHA9120D_1167_1-18GHz	Polarity: Vertical
EUT: ACCESS POINT	Power: By POE
Test Mode: Transmit by 802.11ax-HE40 at 2422MHz	

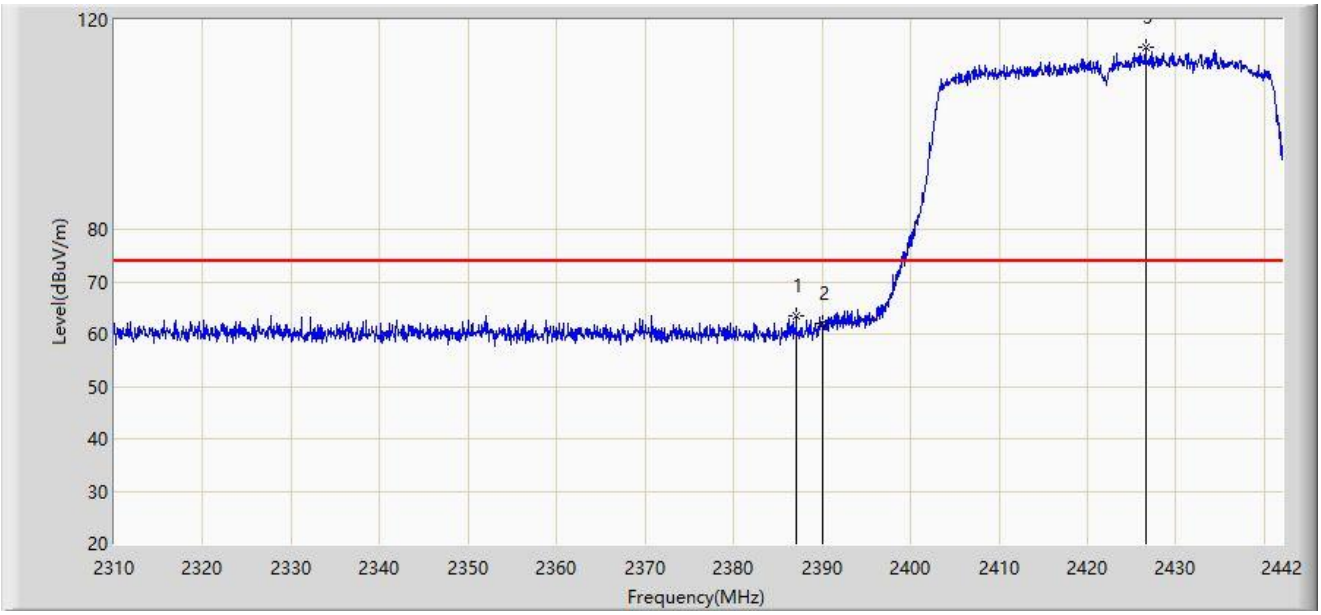

No	Mark	Frequency (MHz)	Measure Level (dBμV/m)	Reading Level (dBμV)	Margin (dB)	Limit (dBμV/m)	Factor (dB/m)	Type
1	*	2387.088	63.406	32.246	-10.594	74.000	31.160	PK
2		2390.000	62.129	30.971	-11.871	74.000	31.158	PK
3		2426.556	114.853	83.750	N/A	N/A	31.103	PK

Note 1: " * ", means this data is the worst emission level.

Note 2: Measure Level (dBμV/m) = Reading Level (dBμV) + Factor (dB/m).

Note 3: Factor (dB/m) = Cable Loss (dB) + Antenna Factor (dB/m).

Site: WZ-AC1	Test Date: 2023-07-08
Limit: FCC_2.4G_RE(3m)	Engineer: Ajin Fan
Probe: BBHA9120D_1167_1-18GHz	Polarity: Vertical
EUT: ACCESS POINT	Power: By POE
Test Mode: Transmit by 802.11ax-HE40 at 2422MHz	

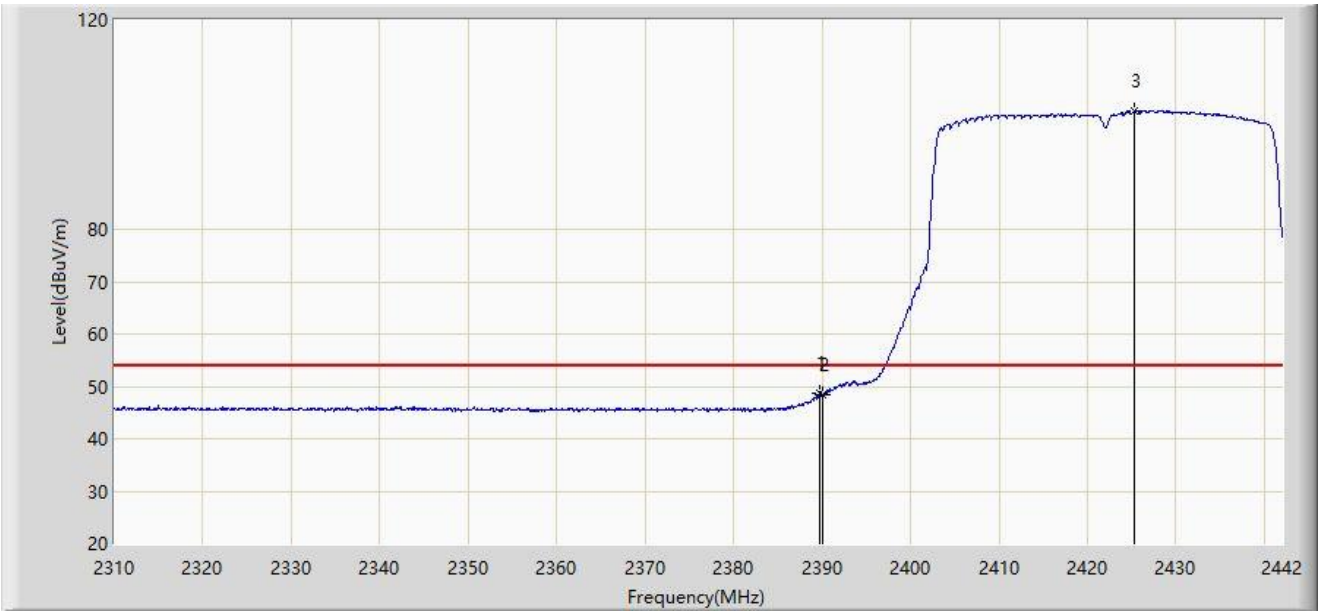

No	Mark	Frequency (MHz)	Measure Level (dBμV/m)	Reading Level (dBμV)	Margin (dB)	Limit (dBμV/m)	Factor (dB/m)	Type
1	*	2389.728	48.554	17.396	-5.446	54.000	31.158	AV
2		2390.000	48.483	17.325	-5.517	54.000	31.158	AV
3		2425.236	102.469	71.362	N/A	N/A	31.107	AV

Note 1: " * ", means this data is the worst emission level.

Note 2: Measure Level (dBμV/m) = Reading Level (dBμV) + Factor (dB/m).

Note 3: Factor (dB/m) = Cable Loss (dB) + Antenna Factor (dB/m).

Site: WZ-AC1	Test Date: 2023-07-08
Limit: FCC_2.4G_RE(3m)	Engineer: Ajin Fan
Probe: BBHA9120D_1167_1-18GHz	Polarity: Horizontal
EUT: ACCESS POINT	Power: By POE
Test Mode: Transmit by 802.11ax-HE40 at 2452MHz	

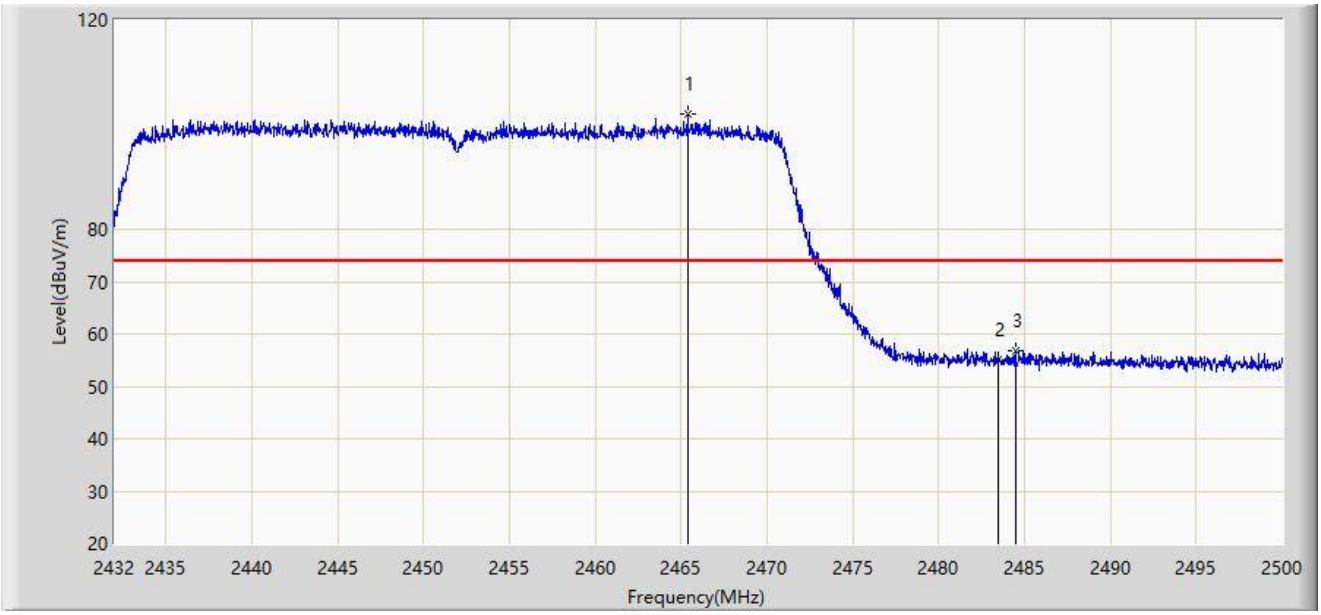

No	Mark	Frequency (MHz)	Measure Level (dBμV/m)	Reading Level (dBμV)	Margin (dB)	Limit (dBμV/m)	Factor (dB/m)	Type
1		2465.388	101.917	70.828	N/A	N/A	31.089	PK
2		2483.500	55.185	24.092	-18.815	74.000	31.093	PK
3	*	2484.462	56.689	25.595	-17.311	74.000	31.094	PK

Note 1: " * ", means this data is the worst emission level.

Note 2: Measure Level (dBμV/m) = Reading Level (dBμV) + Factor (dB/m).

Note 3: Factor (dB/m) = Cable Loss (dB) + Antenna Factor (dB/m).

Site: WZ-AC1	Test Date: 2023-07-08
Limit: FCC_2.4G_RE(3m)	Engineer: Ajin Fan
Probe: BBHA9120D_1167_1-18GHz	Polarity: Horizontal
EUT: ACCESS POINT	Power: By POE
Test Mode: Transmit by 802.11ax-HE40 at 2452MHz	

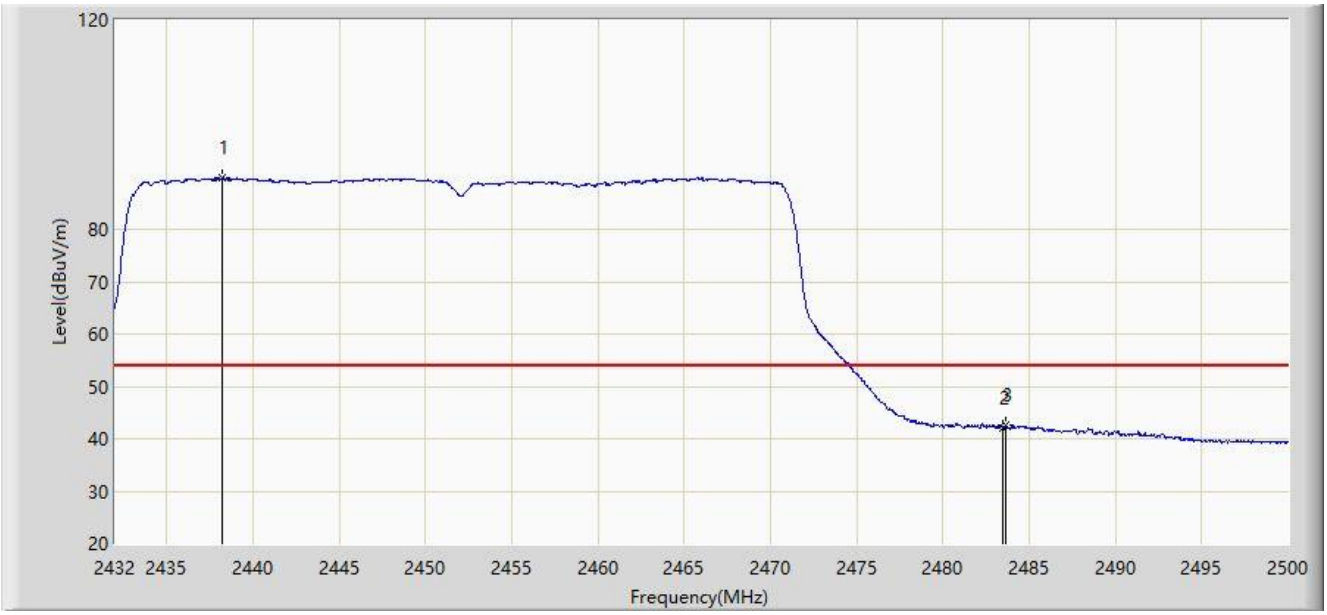

No	Mark	Frequency (MHz)	Measure Level (dBμV/m)	Reading Level (dBμV)	Margin (dB)	Limit (dBμV/m)	Factor (dB/m)	Type
1		2438.222	89.754	58.683	N/A	N/A	31.071	AV
2		2483.500	42.161	11.068	-11.839	54.000	31.093	AV
3	*	2483.680	42.484	11.391	-11.516	54.000	31.093	AV

Note 1: " * ", means this data is the worst emission level.

Note 2: Measure Level (dBμV/m) = Reading Level (dBμV) + Factor (dB/m).

Note 3: Factor (dB/m) = Cable Loss (dB) + Antenna Factor (dB/m).

Site: WZ-AC1	Test Date: 2023-07-08
Limit: FCC_2.4G_RE(3m)	Engineer: Ajin Fan
Probe: BBHA9120D_1167_1-18GHz	Polarity: Vertical
EUT: ACCESS POINT	Power: By POE
Test Mode: Transmit by 802.11ax-HE40 at 2452MHz	

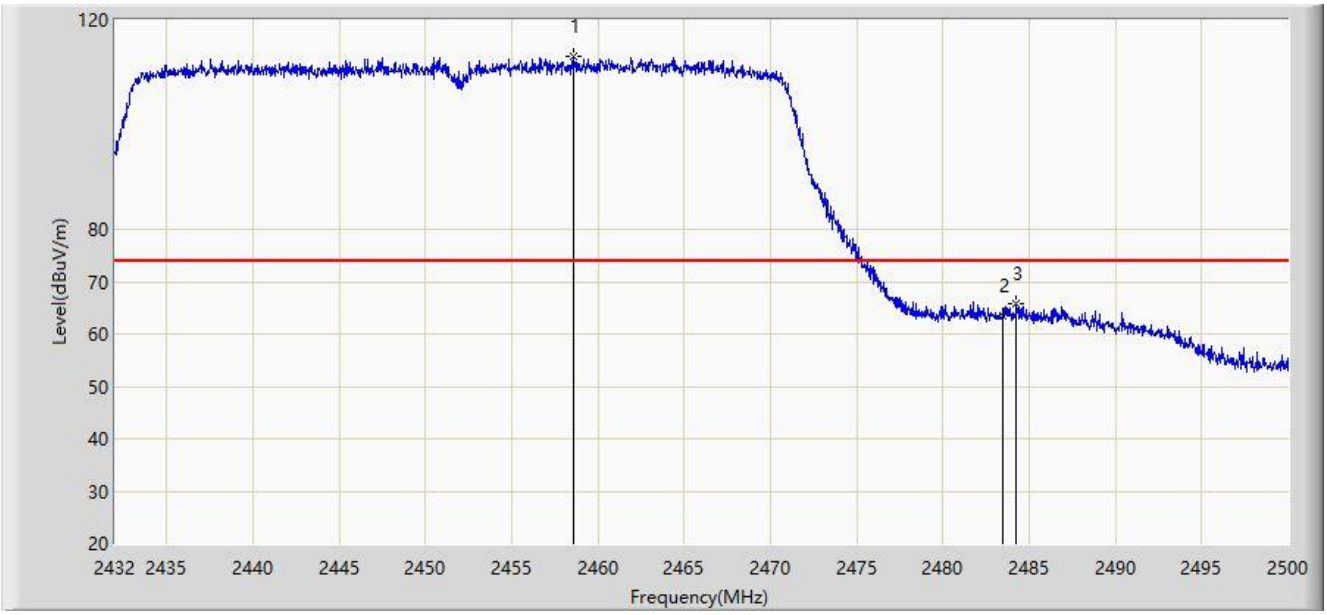

No	Mark	Frequency (MHz)	Measure Level (dBμV/m)	Reading Level (dBμV)	Margin (dB)	Limit (dBμV/m)	Factor (dB/m)	Type
1		2458.554	113.070	81.978	N/A	N/A	31.092	PK
2		2483.500	63.524	32.431	-10.476	74.000	31.093	PK
3	*	2484.258	65.771	34.678	-8.229	74.000	31.094	PK

Note 1: " * ", means this data is the worst emission level.

Note 2: Measure Level (dBμV/m) = Reading Level (dBμV) + Factor (dB/m).

Note 3: Factor (dB/m) = Cable Loss (dB) + Antenna Factor (dB/m).

Site: WZ-AC1	Test Date: 2023-07-08
Limit: FCC_2.4G_RE(3m)	Engineer: Ajin Fan
Probe: BBHA9120D_1167_1-18GHz	Polarity: Vertical
EUT: ACCESS POINT	Power: By POE
Test Mode: Transmit by 802.11ax-HE40 at 2452MHz	

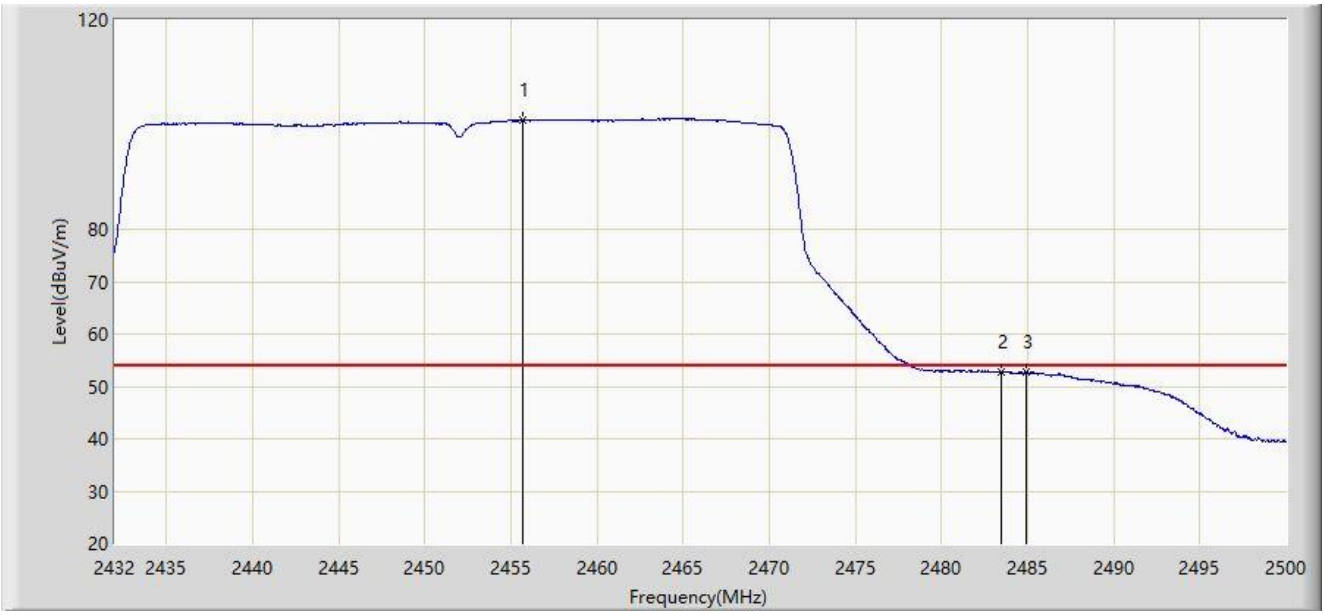

No	Mark	Frequency (MHz)	Measure Level (dBμV/m)	Reading Level (dBμV)	Margin (dB)	Limit (dBμV/m)	Factor (dB/m)	Type
1		2455.664	100.931	69.838	N/A	N/A	31.093	AV
2	*	2483.500	52.806	21.713	-1.194	54.000	31.093	AV
3		2484.938	52.746	21.652	-1.254	54.000	31.094	AV

Note 1: " * ", means this data is the worst emission level.

Note 2: Measure Level (dBμV/m) = Reading Level (dBμV) + Factor (dB/m).

Note 3: Factor (dB/m) = Cable Loss (dB) + Antenna Factor (dB/m).

Filter 2#

Site: WZ-AC1	Test Date: 2023-12-18
Limit: FCC_2.4G_RE(3m)	Engineer: Ajin Fan
Probe: BBHA9120D_1167_1-18GHz	Polarity: Horizontal
EUT: ACCESS POINT	Power: By PoE
Test Mode: Transmit by 802.11b at 2412MHz	

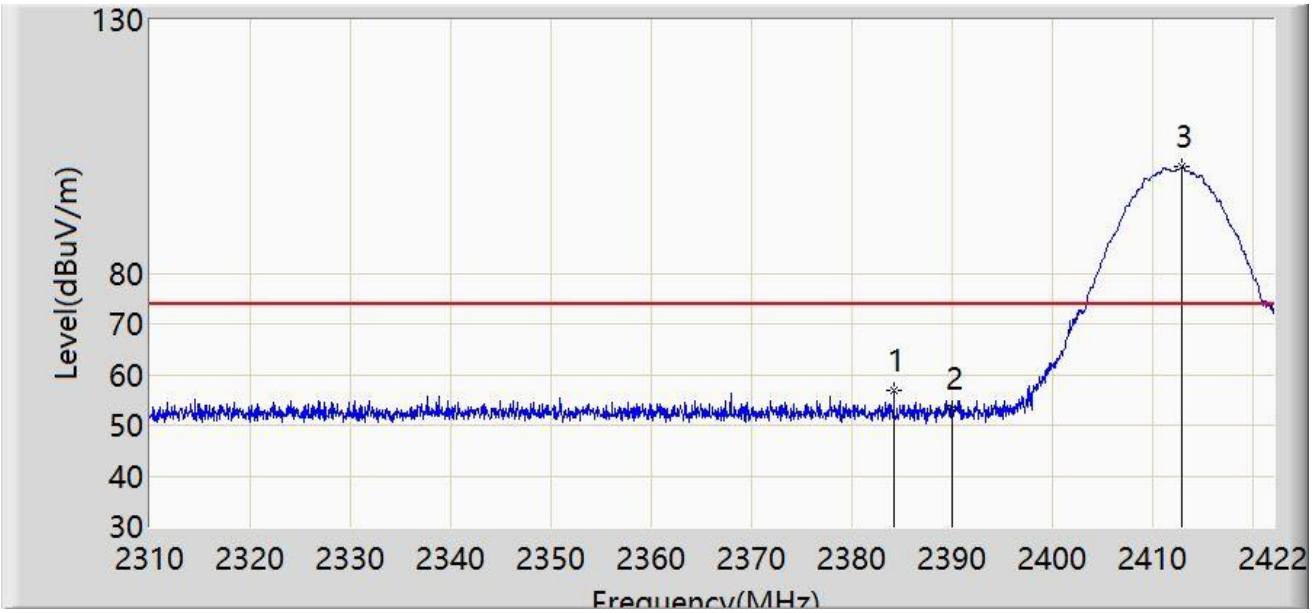

No	Mark	Frequency (MHz)	Measure Level (dBμV/m)	Reading Level (dBμV)	Margin (dB)	Limit (dBμV/m)	Factor (dB/m)	Type
1	*	2384.200	56.786	25.527	-17.214	74.000	31.258	PK
2		2390.000	53.202	21.948	-20.798	74.000	31.254	PK
3		2412.816	100.949	69.697	N/A	N/A	31.252	PK

Note 1: " * ", means this data is the worst emission level.

Note 2: Measure Level (dBμV/m) = Reading Level (dBμV) + Factor (dB/m).

Note 3: Factor (dB/m) = Cable Loss (dB) + Antenna Factor (dB/m).

Site: WZ-AC1	Test Date: 2023-12-18
Limit: FCC_2.4G_RE(3m)	Engineer: Ajin Fan
Probe: BBHA9120D_1167_1-18GHz	Polarity: Horizontal
EUT: ACCESS POINT	Power: By PoE
Test Mode: Transmit by 802.11b at 2412MHz	

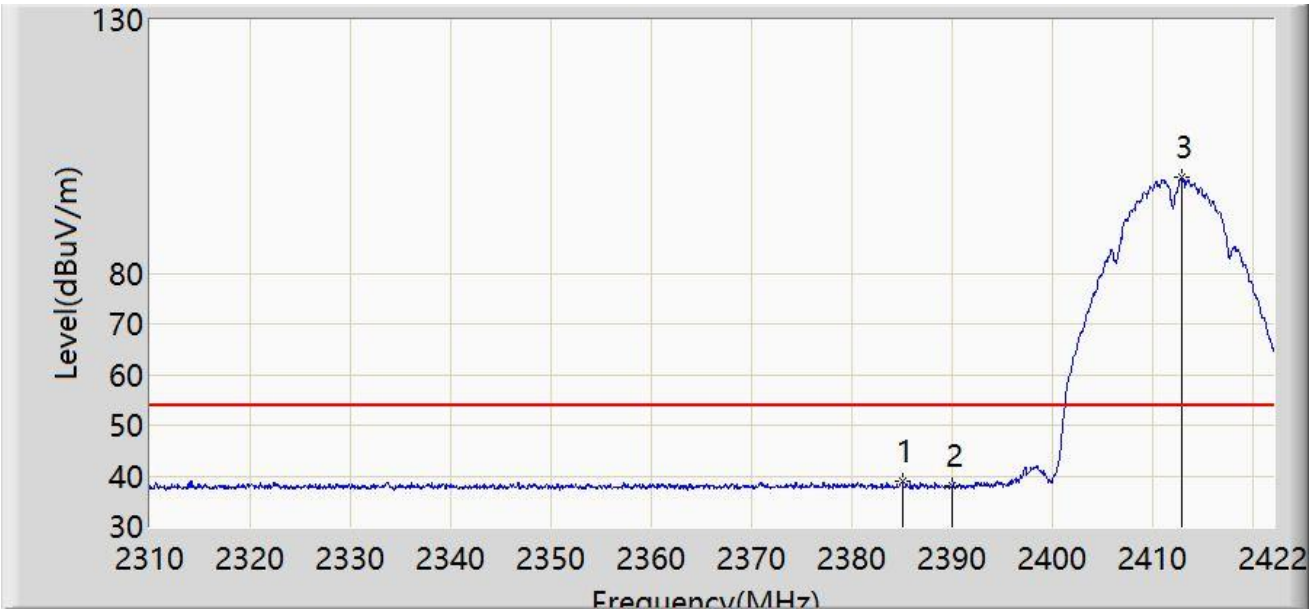

No	Mark	Frequency (MHz)	Measure Level (dBμV/m)	Reading Level (dBμV)	Margin (dB)	Limit (dBμV/m)	Factor (dB/m)	Type
1	*	2384.984	38.819	7.561	-15.181	54.000	31.258	AV
2		2390.000	37.919	6.665	-16.081	54.000	31.254	AV
3		2412.816	98.838	67.586	N/A	N/A	31.252	AV

Note 1: " * ", means this data is the worst emission level.

Note 2: Measure Level (dBμV/m) = Reading Level (dBμV) + Factor (dB/m).

Note 3: Factor (dB/m) = Cable Loss (dB) + Antenna Factor (dB/m).

Site: WZ-AC1	Test Date: 2023-12-18
Limit: FCC_2.4G_RE(3m)	Engineer: Ajin Fan
Probe: BBHA9120D_1167_1-18GHz	Polarity: Vertical
EUT: ACCESS POINT	Power: By PoE
Test Mode: Transmit by 802.11b at 2412MHz	

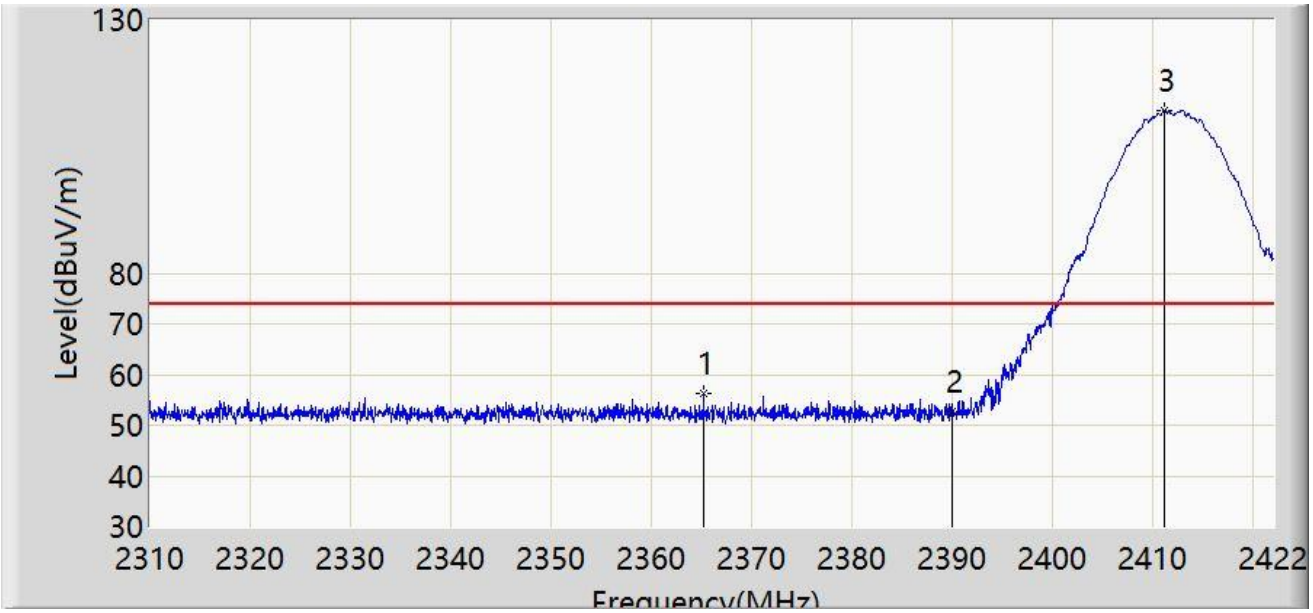

No	Mark	Frequency (MHz)	Measure Level (dBμV/m)	Reading Level (dBμV)	Margin (dB)	Limit (dBμV/m)	Factor (dB/m)	Type
1	*	2365.216	56.126	24.801	-17.874	74.000	31.324	PK
2		2390.000	52.562	21.308	-21.438	74.000	31.254	PK
3		2411.080	112.163	80.910	N/A	N/A	31.253	PK

Note 1: " * ", means this data is the worst emission level.

Note 2: Measure Level (dBμV/m) = Reading Level (dBμV) + Factor (dB/m).

Note 3: Factor (dB/m) = Cable Loss (dB) + Antenna Factor (dB/m).

Site: WZ-AC1	Test Date: 2023-12-18
Limit: FCC_2.4G_RE(3m)	Engineer: Ajin Fan
Probe: BBHA9120D_1167_1-18GHz	Polarity: Vertical
EUT: ACCESS POINT	Power: By PoE
Test Mode: Transmit by 802.11b at 2412MHz	

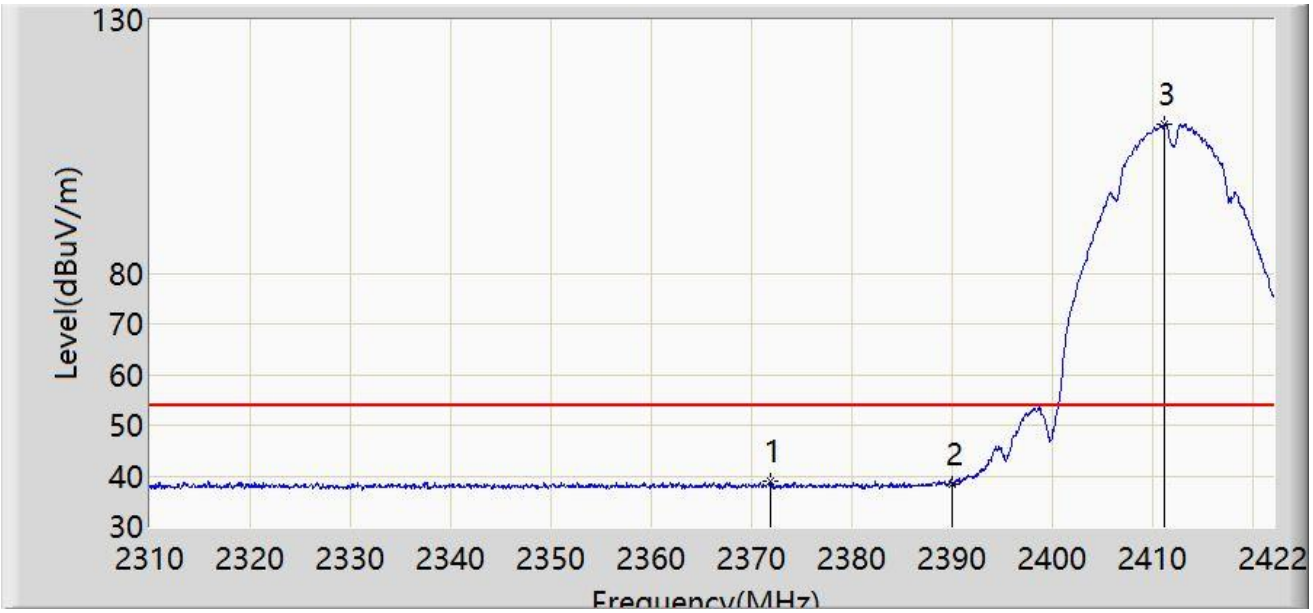

No	Mark	Frequency (MHz)	Measure Level (dBμV/m)	Reading Level (dBμV)	Margin (dB)	Limit (dBμV/m)	Factor (dB/m)	Type
1	*	2371.936	39.004	7.701	-14.996	54.000	31.303	AV
2		2390.000	38.419	7.165	-15.581	54.000	31.254	AV
3		2411.192	109.341	78.088	N/A	N/A	31.254	AV

Note 1: " * ", means this data is the worst emission level.

Note 2: Measure Level (dBμV/m) = Reading Level (dBμV) + Factor (dB/m).

Note 3: Factor (dB/m) = Cable Loss (dB) + Antenna Factor (dB/m).

Site: WZ-AC1	Test Date: 2023-12-18
Limit: FCC_2.4G_RE(3m)	Engineer: Ajin Fan
Probe: BBHA9120D_1167_1-18GHz	Polarity: Horizontal
EUT: ACCESS POINT	Power: By PoE
Test Mode: Transmit by 802.11g at 2412MHz	

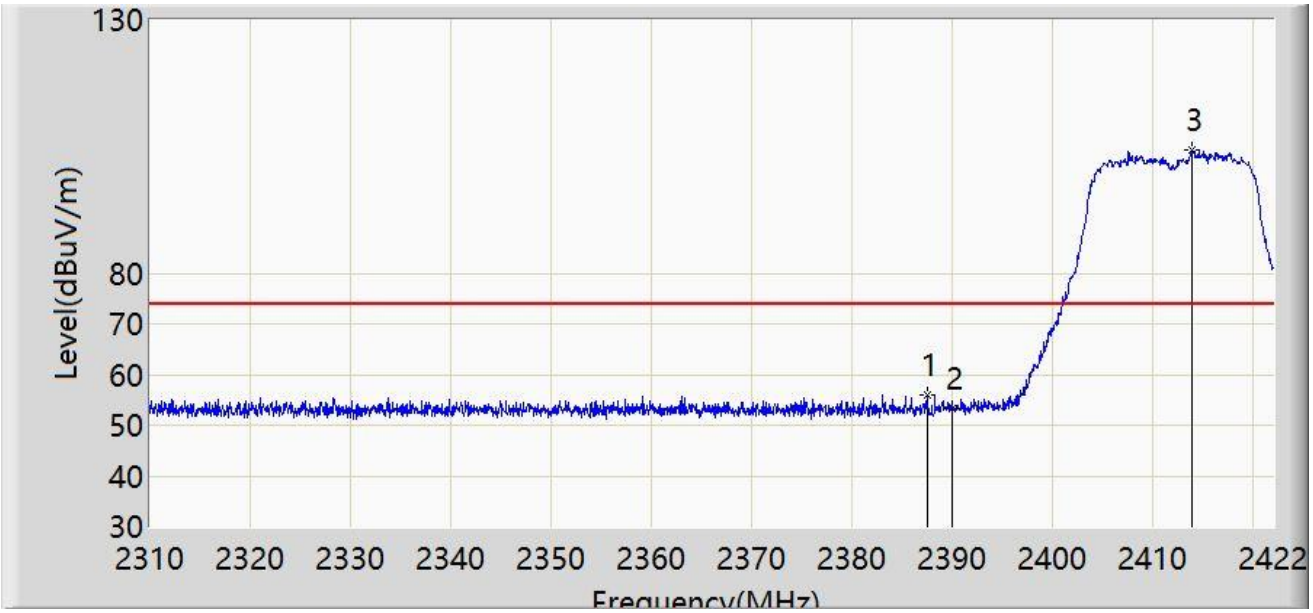

No	Mark	Frequency (MHz)	Measure Level (dBμV/m)	Reading Level (dBμV)	Margin (dB)	Limit (dBμV/m)	Factor (dB/m)	Type
1	*	2387.448	56.118	24.862	-17.882	74.000	31.256	PK
2		2390.000	53.282	22.028	-20.718	74.000	31.254	PK
3		2413.936	104.406	73.154	N/A	N/A	31.252	PK

Note 1: " * ", means this data is the worst emission level.

Note 2: Measure Level (dBμV/m) = Reading Level (dBμV) + Factor (dB/m).

Note 3: Factor (dB/m) = Cable Loss (dB) + Antenna Factor (dB/m).

Site: WZ-AC1	Test Date: 2023-12-18
Limit: FCC_2.4G_RE(3m)	Engineer: Ajin Fan
Probe: BBHA9120D_1167_1-18GHz	Polarity: Horizontal
EUT: ACCESS POINT	Power: By PoE
Test Mode: Transmit by 802.11g at 2412MHz	

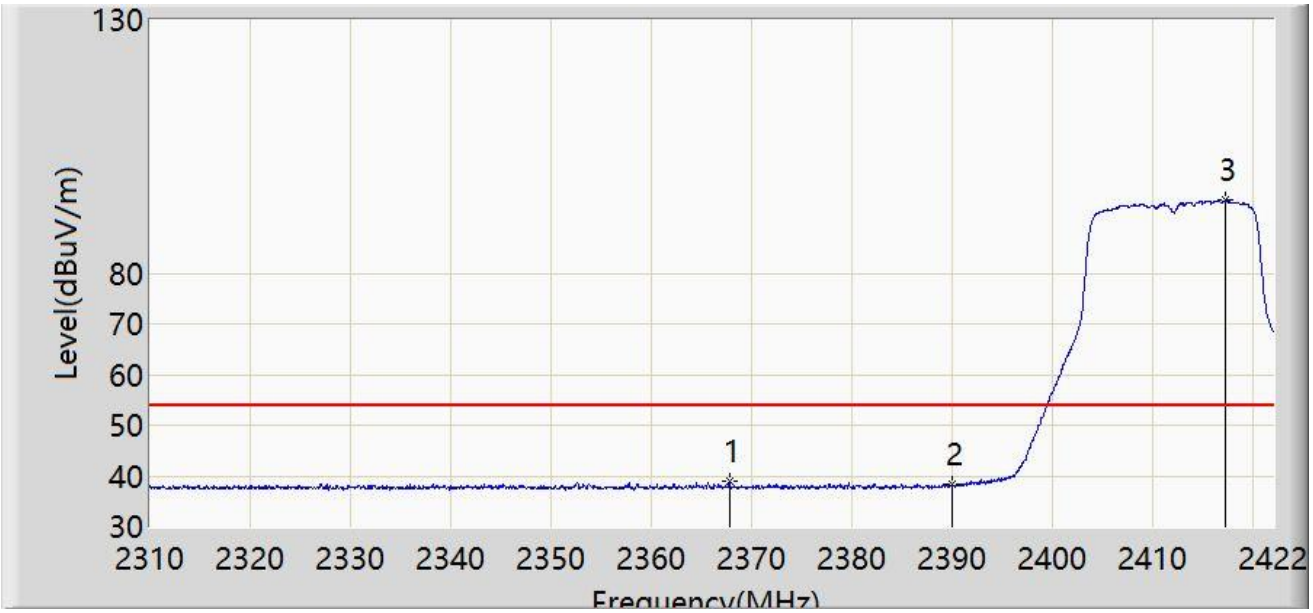

No	Mark	Frequency (MHz)	Measure Level (dBμV/m)	Reading Level (dBμV)	Margin (dB)	Limit (dBμV/m)	Factor (dB/m)	Type
1	*	2367.792	38.878	7.561	-15.122	54.000	31.317	AV
2		2390.000	38.237	6.983	-15.763	54.000	31.254	AV
3		2417.240	94.410	63.161	N/A	N/A	31.250	AV

Note 1: " * ", means this data is the worst emission level.

Note 2: Measure Level (dBμV/m) = Reading Level (dBμV) + Factor (dB/m).

Note 3: Factor (dB/m) = Cable Loss (dB) + Antenna Factor (dB/m).

Site: WZ-AC1	Test Date: 2023-12-18
Limit: FCC_2.4G_RE(3m)	Engineer: Ajin Fan
Probe: BBHA9120D_1167_1-18GHz	Polarity: Vertical
EUT: ACCESS POINT	Power: By PoE
Test Mode: Transmit by 802.11g at 2412MHz	

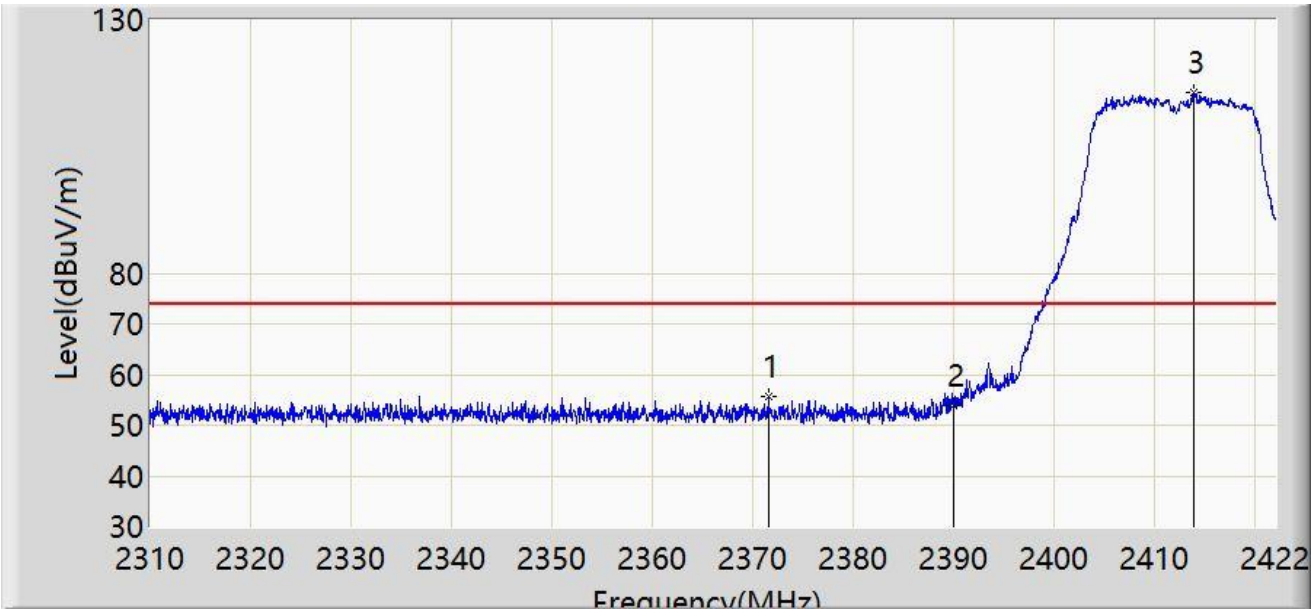

No	Mark	Frequency (MHz)	Measure Level (dBμV/m)	Reading Level (dBμV)	Margin (dB)	Limit (dBμV/m)	Factor (dB/m)	Type
1	*	2371.544	55.762	24.457	-18.238	74.000	31.305	PK
2		2390.000	53.917	22.663	-20.083	74.000	31.254	PK
3		2413.824	115.597	84.345	N/A	N/A	31.252	PK

Note 1: " * ", means this data is the worst emission level.

Note 2: Measure Level (dBμV/m) = Reading Level (dBμV) + Factor (dB/m).

Note 3: Factor (dB/m) = Cable Loss (dB) + Antenna Factor (dB/m).

Site: WZ-AC1	Test Date: 2023-12-18
Limit: FCC_2.4G_RE(3m)	Engineer: Ajin Fan
Probe: BBHA9120D_1167_1-18GHz	Polarity: Vertical
EUT: ACCESS POINT	Power: By PoE
Test Mode: Transmit by 802.11g at 2412MHz	

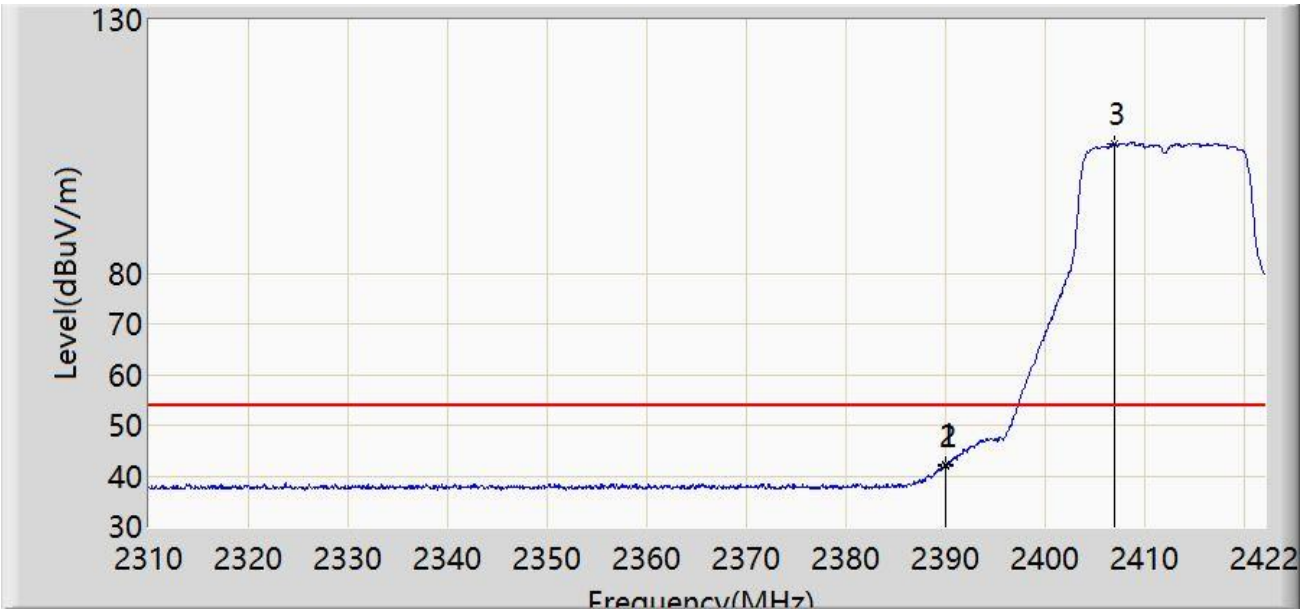

No	Mark	Frequency (MHz)	Measure Level (dBμV/m)	Reading Level (dBμV)	Margin (dB)	Limit (dBμV/m)	Factor (dB/m)	Type
1	*	2389.968	42.181	10.927	-11.819	54.000	31.254	AV
2		2390.000	42.015	10.761	-11.985	54.000	31.254	AV
3		2406.992	105.656	74.400	N/A	N/A	31.255	AV

Note 1: " * ", means this data is the worst emission level.

Note 2: Measure Level (dBμV/m) = Reading Level (dBμV) + Factor (dB/m).

Note 3: Factor (dB/m) = Cable Loss (dB) + Antenna Factor (dB/m).

Site: WZ-AC1	Test Date: 2023-12-18
Limit: FCC_2.4G_RE(3m)	Engineer: Ajin Fan
Probe: BBHA9120D_1167_1-18GHz	Polarity: Horizontal
EUT: ACCESS POINT	Power: By PoE
Test Mode: Transmit by 802.11n-HT20 at 2412MHz	

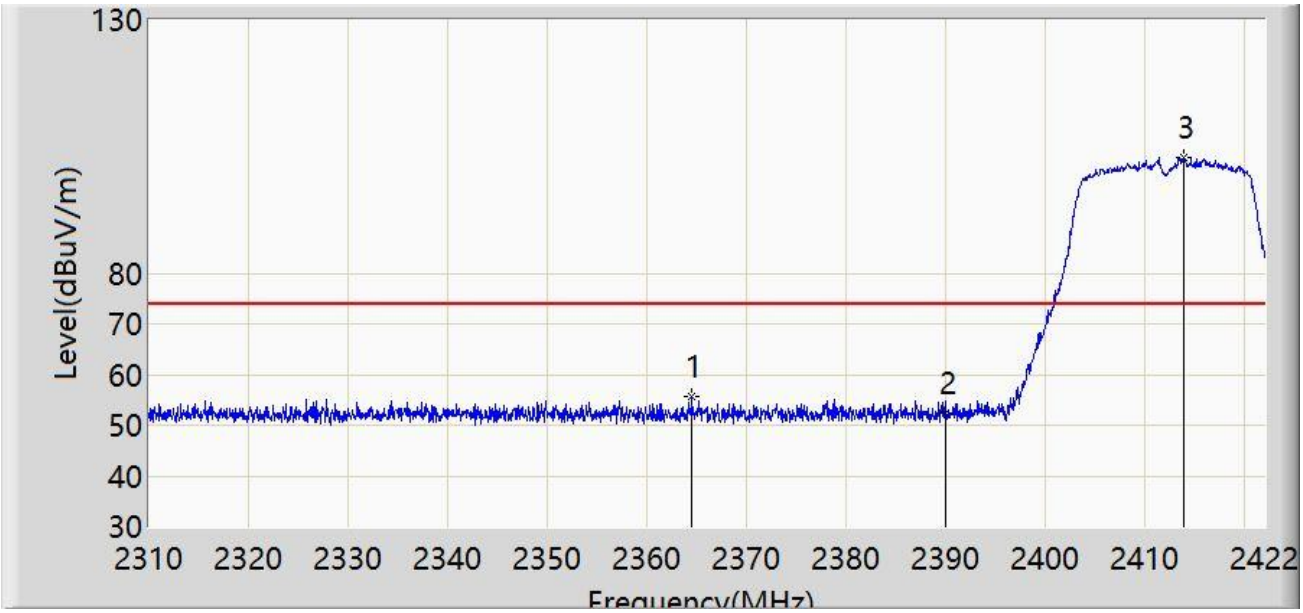

No	Mark	Frequency (MHz)	Measure Level (dBμV/m)	Reading Level (dBμV)	Margin (dB)	Limit (dBμV/m)	Factor (dB/m)	Type
1	*	2364.544	55.698	24.372	-18.302	74.000	31.326	PK
2		2390.000	52.239	20.985	-21.761	74.000	31.254	PK
3		2413.936	102.805	71.553	N/A	N/A	31.252	PK

Note 1: " * ", means this data is the worst emission level.

Note 2: Measure Level (dBμV/m) = Reading Level (dBμV) + Factor (dB/m).

Note 3: Factor (dB/m) = Cable Loss (dB) + Antenna Factor (dB/m).

Site: WZ-AC1	Test Date: 2023-12-18
Limit: FCC_2.4G_RE(3m)	Engineer: Ajin Fan
Probe: BBHA9120D_1167_1-18GHz	Polarity: Horizontal
EUT: ACCESS POINT	Power: By PoE
Test Mode: Transmit by 802.11n-HT20 at 2412MHz	

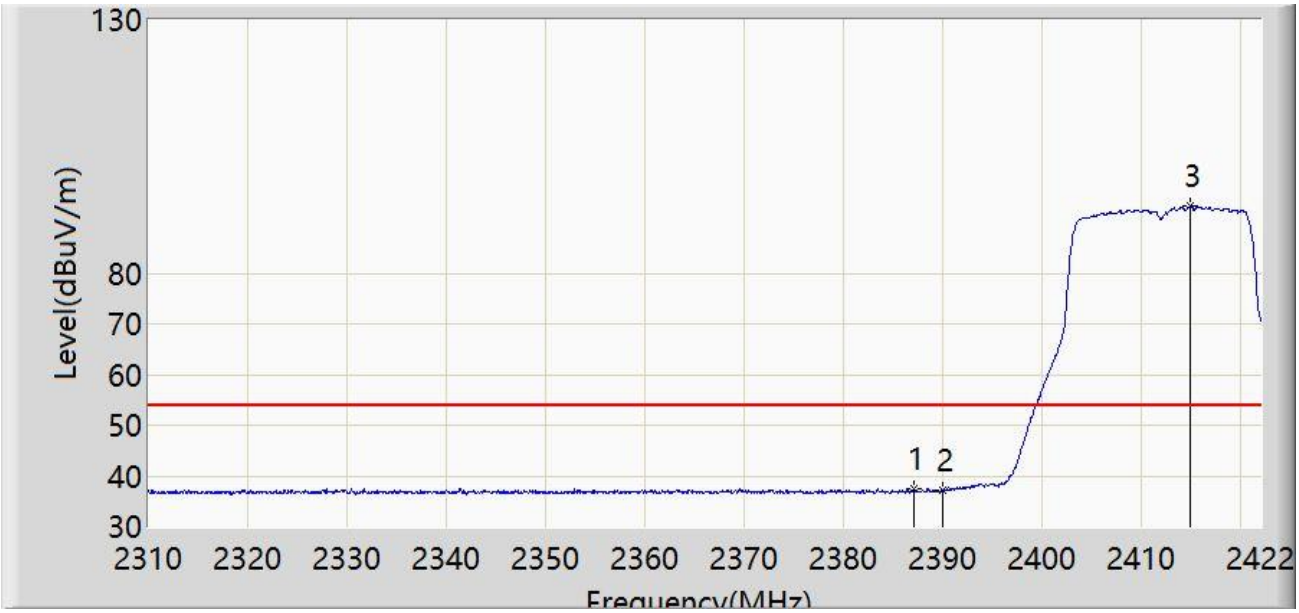

No	Mark	Frequency (MHz)	Measure Level (dBμV/m)	Reading Level (dBμV)	Margin (dB)	Limit (dBμV/m)	Factor (dB/m)	Type
1	*	2387.056	37.486	6.230	-16.514	54.000	31.256	AV
2		2390.000	37.122	5.868	-16.878	54.000	31.254	AV
3		2414.832	93.156	61.905	N/A	N/A	31.251	AV

Note 1: " * ", means this data is the worst emission level.

Note 2: Measure Level (dBμV/m) = Reading Level (dBμV) + Factor (dB/m).

Note 3: Factor (dB/m) = Cable Loss (dB) + Antenna Factor (dB/m).

Site: WZ-AC1	Test Date: 2023-12-18
Limit: FCC_2.4G_RE(3m)	Engineer: Ajin Fan
Probe: BBHA9120D_1167_1-18GHz	Polarity: Vertical
EUT: ACCESS POINT	Power: By PoE
Test Mode: Transmit by 802.11n-HT20 at 2412MHz	

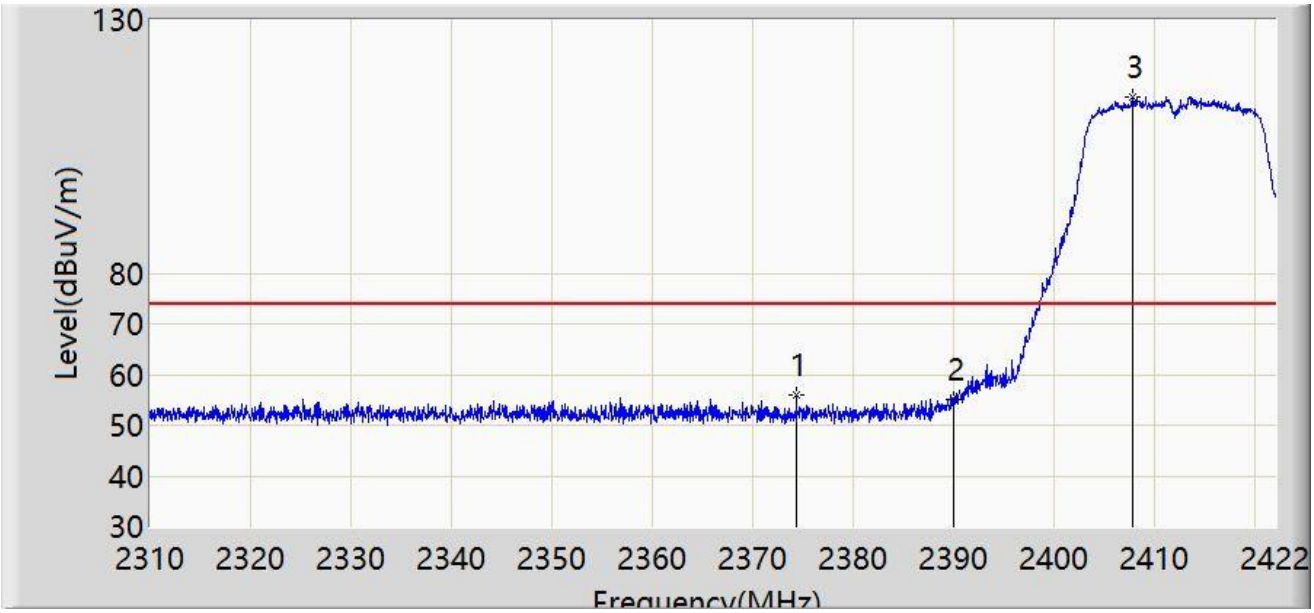

No	Mark	Frequency (MHz)	Measure Level (dBμV/m)	Reading Level (dBμV)	Margin (dB)	Limit (dBμV/m)	Factor (dB/m)	Type
1	*	2374.344	56.039	24.744	-17.961	74.000	31.295	PK
2		2390.000	55.116	23.862	-18.884	74.000	31.254	PK
3		2407.776	114.664	83.409	N/A	N/A	31.255	PK

Note 1: " * ", means this data is the worst emission level.

Note 2: Measure Level (dBμV/m) = Reading Level (dBμV) + Factor (dB/m).

Note 3: Factor (dB/m) = Cable Loss (dB) + Antenna Factor (dB/m).

Site: WZ-AC1	Test Date: 2023-12-18
Limit: FCC_2.4G_RE(3m)	Engineer: Ajin Fan
Probe: BBHA9120D_1167_1-18GHz	Polarity: Vertical
EUT: ACCESS POINT	Power: By PoE
Test Mode: Transmit by 802.11n-HT20 at 2412MHz	

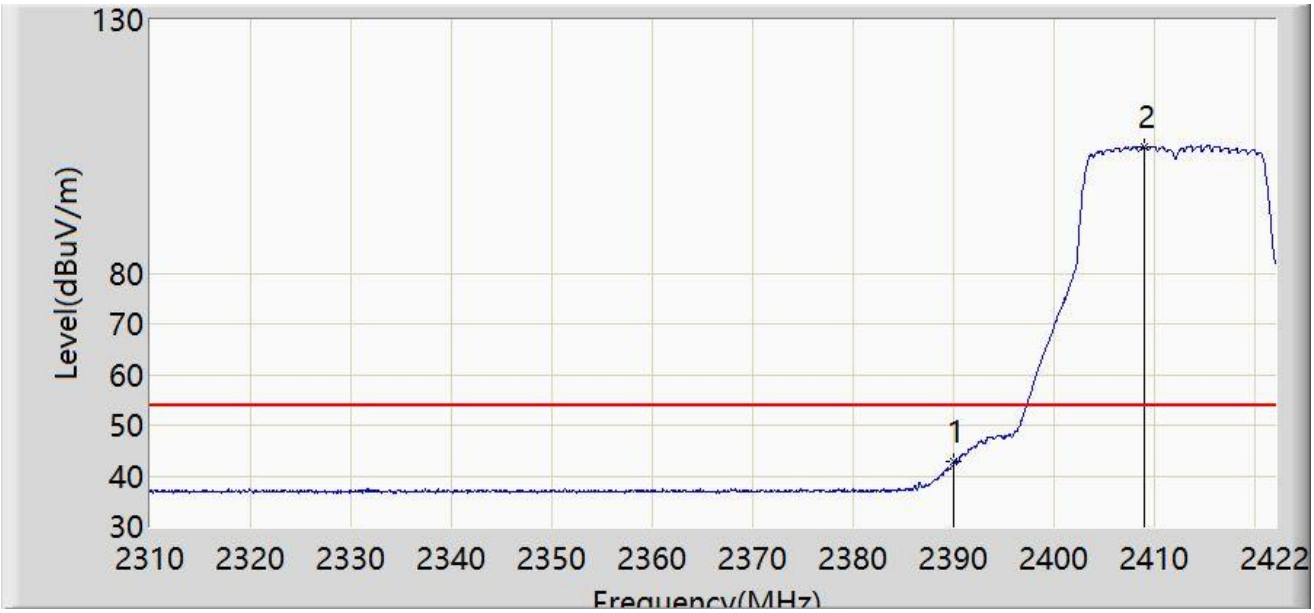

No	Mark	Frequency (MHz)	Measure Level (dBμV/m)	Reading Level (dBμV)	Margin (dB)	Limit (dBμV/m)	Factor (dB/m)	Type
1	*	2390.000	42.712	11.458	-11.288	54.000	31.254	AV
2		2409.008	105.010	73.756	N/A	N/A	31.255	AV

Note 1: " * ", means this data is the worst emission level.

Note 2: Measure Level (dBμV/m) = Reading Level (dBμV) + Factor (dB/m).

Note 3: Factor (dB/m) = Cable Loss (dB) + Antenna Factor (dB/m).

Site: WZ-AC1	Test Date: 2023-12-18
Limit: FCC_2.4G_RE(3m)	Engineer: Ajin Fan
Probe: BBHA9120D_1167_1-18GHz	Polarity: Horizontal
EUT: ACCESS POINT	Power: By PoE
Test Mode: Transmit by 802.11n-HT40 at 2422MHz	

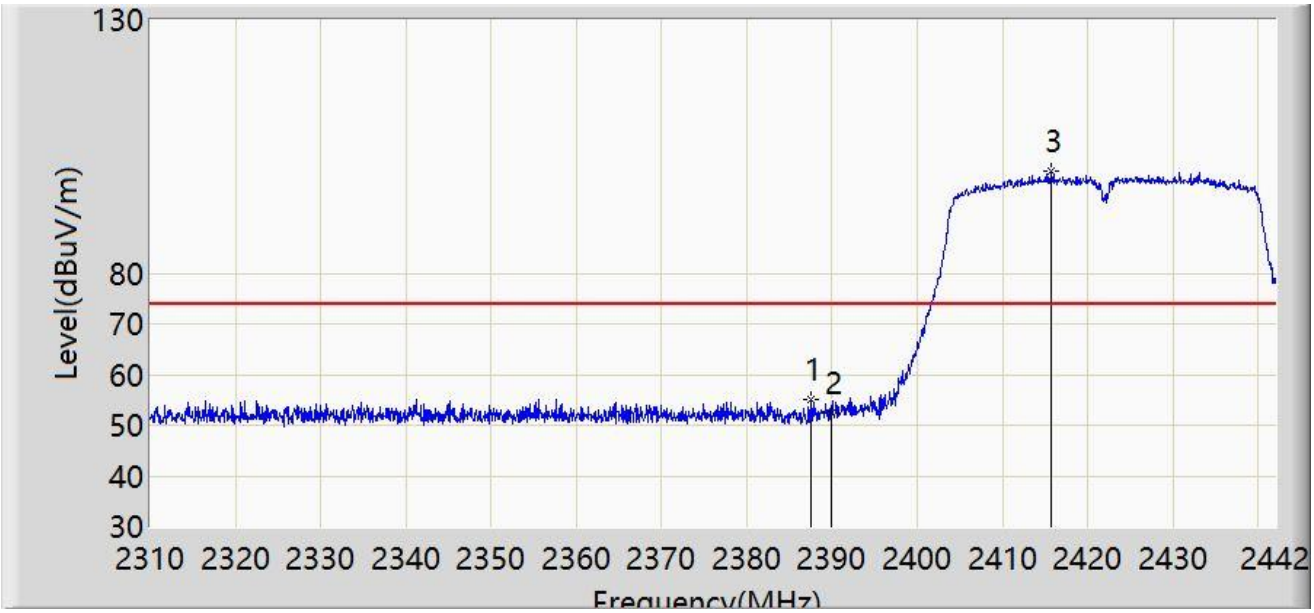

No	Mark	Frequency (MHz)	Measure Level (dBμV/m)	Reading Level (dBμV)	Margin (dB)	Limit (dBμV/m)	Factor (dB/m)	Type
1	*	2387.550	55.014	23.758	-18.986	74.000	31.255	PK
2		2390.000	52.289	21.035	-21.711	74.000	31.254	PK
3		2415.732	100.094	68.844	N/A	N/A	31.250	PK

Note 1: " * ", means this data is the worst emission level.

Note 2: Measure Level (dBμV/m) = Reading Level (dBμV) + Factor (dB/m).

Note 3: Factor (dB/m) = Cable Loss (dB) + Antenna Factor (dB/m).

Site: WZ-AC1	Test Date: 2023-12-18
Limit: FCC_2.4G_RE(3m)	Engineer: Ajin Fan
Probe: BBHA9120D_1167_1-18GHz	Polarity: Horizontal
EUT: ACCESS POINT	Power: By PoE
Test Mode: Transmit by 802.11n-HT40 at 2422MHz	

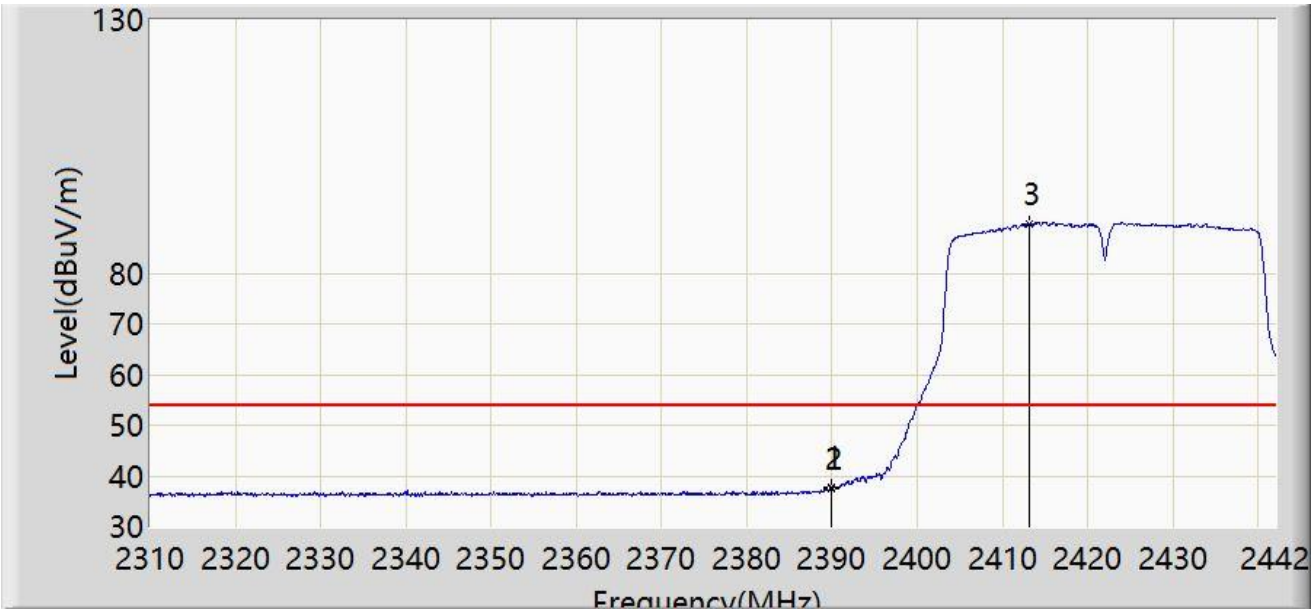

No	Mark	Frequency (MHz)	Measure Level (dBμV/m)	Reading Level (dBμV)	Margin (dB)	Limit (dBμV/m)	Factor (dB/m)	Type
1	*	2389.860	37.828	6.574	-16.172	54.000	31.254	AV
2		2390.000	37.330	6.076	-16.670	54.000	31.254	AV
3		2413.092	89.787	58.535	N/A	N/A	31.252	AV

Note 1: " * ", means this data is the worst emission level.

Note 2: Measure Level (dBμV/m) = Reading Level (dBμV) + Factor (dB/m).

Note 3: Factor (dB/m) = Cable Loss (dB) + Antenna Factor (dB/m).

Site: WZ-AC1	Test Date: 2023-12-18
Limit: FCC_2.4G_RE(3m)	Engineer: Ajin Fan
Probe: BBHA9120D_1167_1-18GHz	Polarity: Vertical
EUT: ACCESS POINT	Power: By PoE
Test Mode: Transmit by 802.11n-HT40 at 2422MHz	

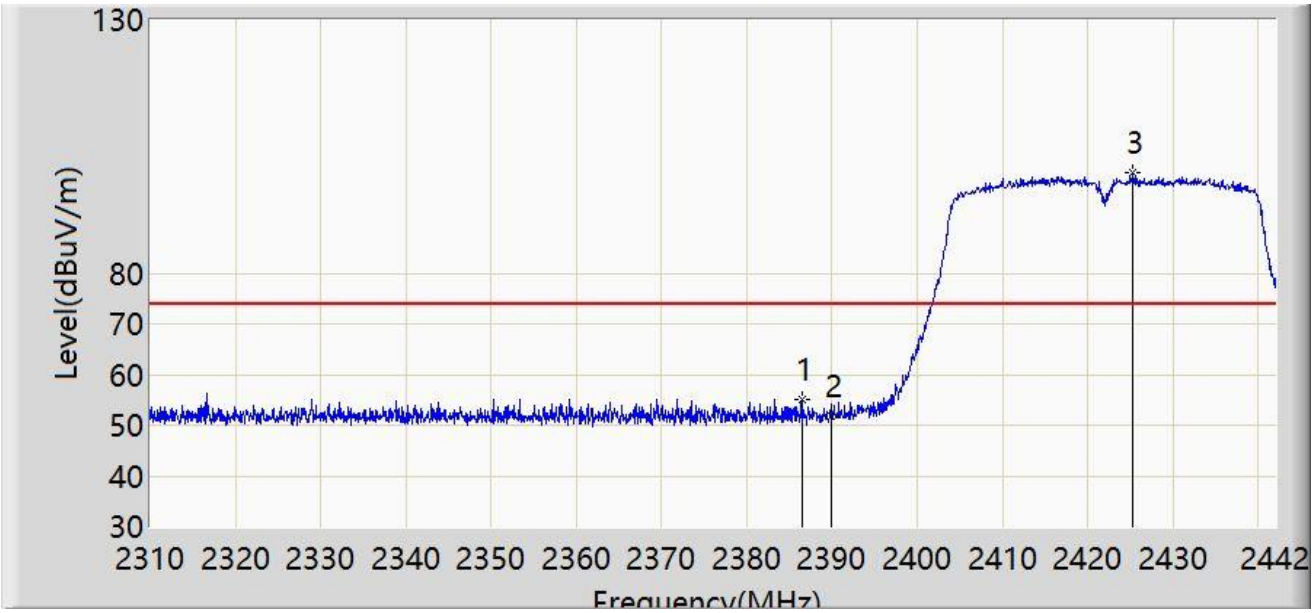

No	Mark	Frequency (MHz)	Measure Level (dBμV/m)	Reading Level (dBμV)	Margin (dB)	Limit (dBμV/m)	Factor (dB/m)	Type
1	*	2386.428	55.106	23.849	-18.894	74.000	31.257	PK
2		2390.000	51.676	20.422	-22.324	74.000	31.254	PK
3		2425.302	99.714	68.482	N/A	N/A	31.232	PK

Note 1: " * ", means this data is the worst emission level.

Note 2: Measure Level (dBμV/m) = Reading Level (dBμV) + Factor (dB/m).

Note 3: Factor (dB/m) = Cable Loss (dB) + Antenna Factor (dB/m).

Site: WZ-AC1	Test Date: 2023-12-18
Limit: FCC_2.4G_RE(3m)	Engineer: Ajin Fan
Probe: BBHA9120D_1167_1-18GHz	Polarity: Vertical
EUT: ACCESS POINT	Power: By PoE
Test Mode: Transmit by 802.11n-HT40 at 2422MHz	

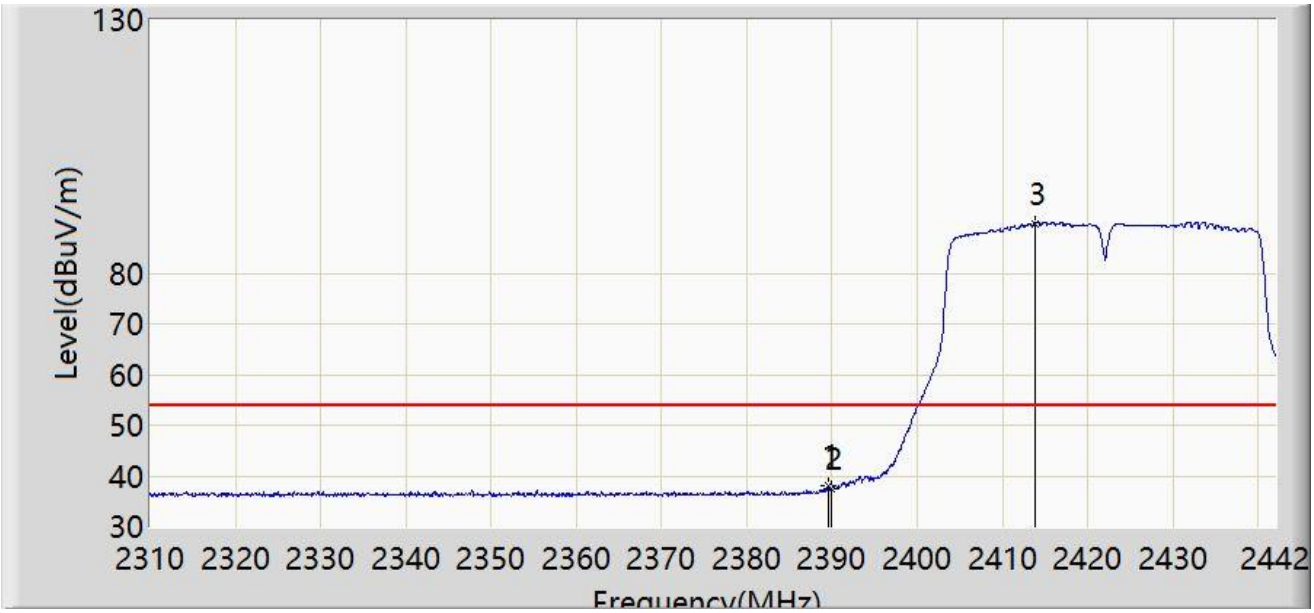

No	Mark	Frequency (MHz)	Measure Level (dBμV/m)	Reading Level (dBμV)	Margin (dB)	Limit (dBμV/m)	Factor (dB/m)	Type
1	*	2389.596	37.954	6.700	-16.046	54.000	31.254	AV
2		2390.000	37.432	6.178	-16.568	54.000	31.254	AV
3		2413.752	89.841	58.589	N/A	N/A	31.252	AV

Note 1: " * ", means this data is the worst emission level.

Note 2: Measure Level (dBμV/m) = Reading Level (dBμV) + Factor (dB/m).

Note 3: Factor (dB/m) = Cable Loss (dB) + Antenna Factor (dB/m).

Site: WZ-AC1	Test Date: 2023-12-18
Limit: FCC_2.4G_RE(3m)	Engineer: Ajin Fan
Probe: BBHA9120D_1167_1-18GHz	Polarity: Horizontal
EUT: ACCESS POINT	Power: By PoE
Test Mode: Transmit by 802.11ax-HE20 at 2412MHz	

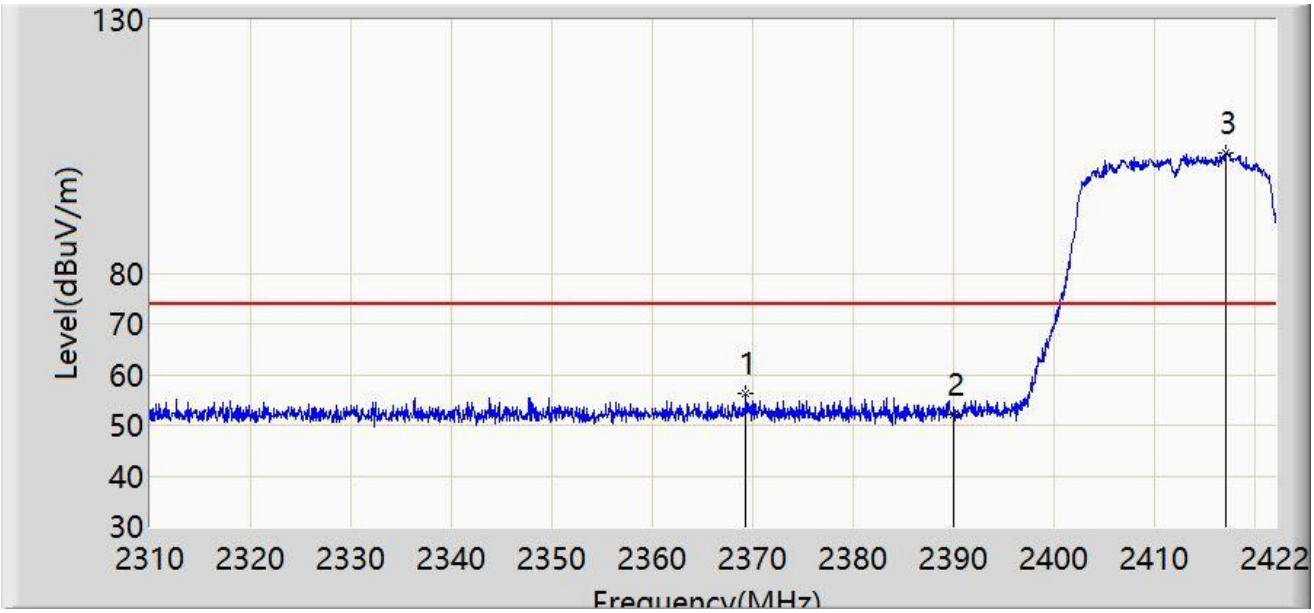

No	Mark	Frequency (MHz)	Measure Level (dBμV/m)	Reading Level (dBμV)	Margin (dB)	Limit (dBμV/m)	Factor (dB/m)	Type
1	*	2369.304	56.323	25.011	-17.677	74.000	31.312	PK
2		2390.000	51.954	20.700	-22.046	74.000	31.254	PK
3		2417.072	103.770	72.520	N/A	N/A	31.249	PK

Note 1: " * ", means this data is the worst emission level.

Note 2: Measure Level (dBμV/m) = Reading Level (dBμV) + Factor (dB/m).

Note 3: Factor (dB/m) = Cable Loss (dB) + Antenna Factor (dB/m).

Site: WZ-AC1	Test Date: 2023-12-18
Limit: FCC_2.4G_RE(3m)	Engineer: Ajin Fan
Probe: BBHA9120D_1167_1-18GHz	Polarity: Horizontal
EUT: ACCESS POINT	Power: By PoE
Test Mode: Transmit by 802.11ax-HE20 at 2412MHz	

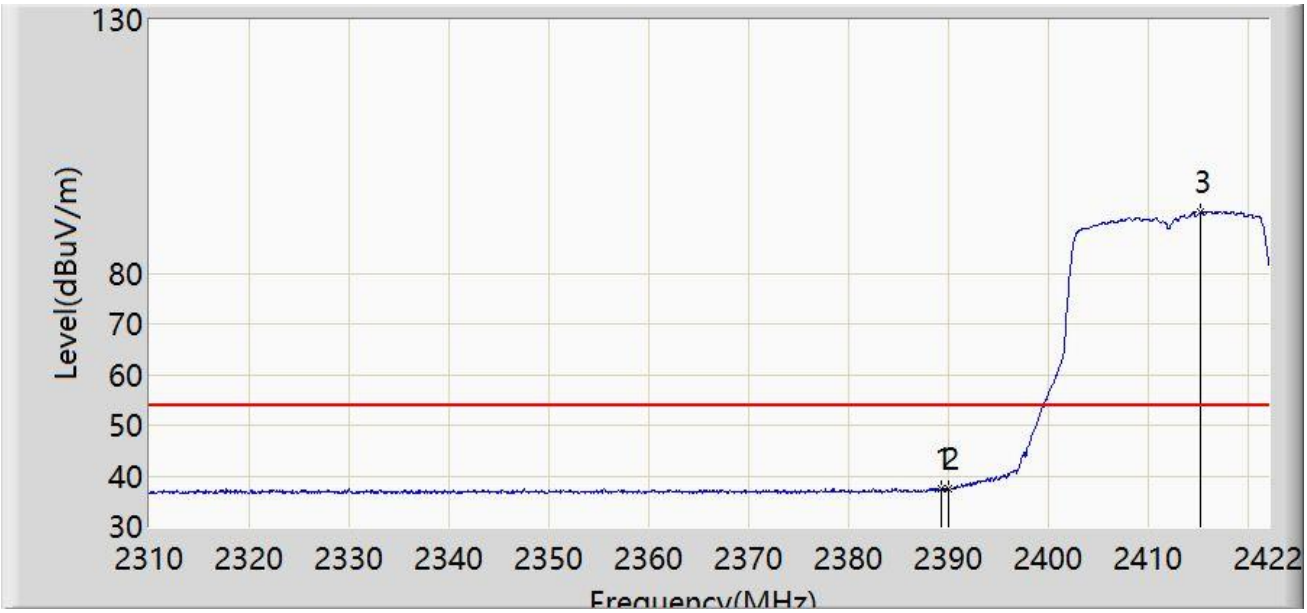

No	Mark	Frequency (MHz)	Measure Level (dBμV/m)	Reading Level (dBμV)	Margin (dB)	Limit (dBμV/m)	Factor (dB/m)	Type
1	*	2389.296	37.567	6.313	-16.433	54.000	31.254	AV
2		2390.000	37.440	6.186	-16.560	54.000	31.254	AV
3		2415.224	91.983	60.732	N/A	N/A	31.251	AV

Note 1: " * ", means this data is the worst emission level.

Note 2: Measure Level (dBμV/m) = Reading Level (dBμV) + Factor (dB/m).

Note 3: Factor (dB/m) = Cable Loss (dB) + Antenna Factor (dB/m).

Site: WZ-AC1	Test Date: 2023-12-18
Limit: FCC_2.4G_RE(3m)	Engineer: Ajin Fan
Probe: BBHA9120D_1167_1-18GHz	Polarity: Vertical
EUT: ACCESS POINT	Power: By PoE
Test Mode: Transmit by 802.11ax-HE20 at 2412MHz	

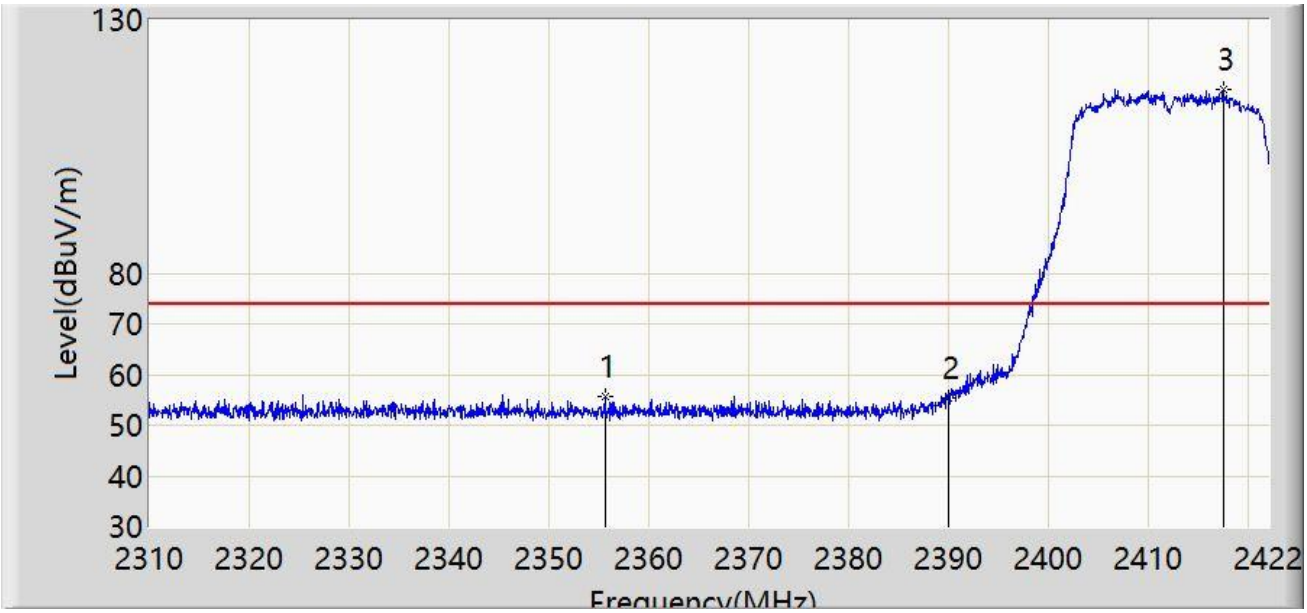

No	Mark	Frequency (MHz)	Measure Level (dBμV/m)	Reading Level (dBμV)	Margin (dB)	Limit (dBμV/m)	Factor (dB/m)	Type
1	*	2355.584	55.735	24.386	-18.265	74.000	31.350	PK
2		2390.000	55.319	24.065	-18.681	74.000	31.254	PK
3		2417.464	116.273	85.024	N/A	N/A	31.249	PK

Note 1: " * ", means this data is the worst emission level.

Note 2: Measure Level (dBμV/m) = Reading Level (dBμV) + Factor (dB/m).

Note 3: Factor (dB/m) = Cable Loss (dB) + Antenna Factor (dB/m).

Site: WZ-AC1	Test Date: 2023-12-18
Limit: FCC_2.4G_RE(3m)	Engineer: Ajin Fan
Probe: BBHA9120D_1167_1-18GHz	Polarity: Vertical
EUT: ACCESS POINT	Power: By PoE
Test Mode: Transmit by 802.11ax-HE20 at 2412MHz	

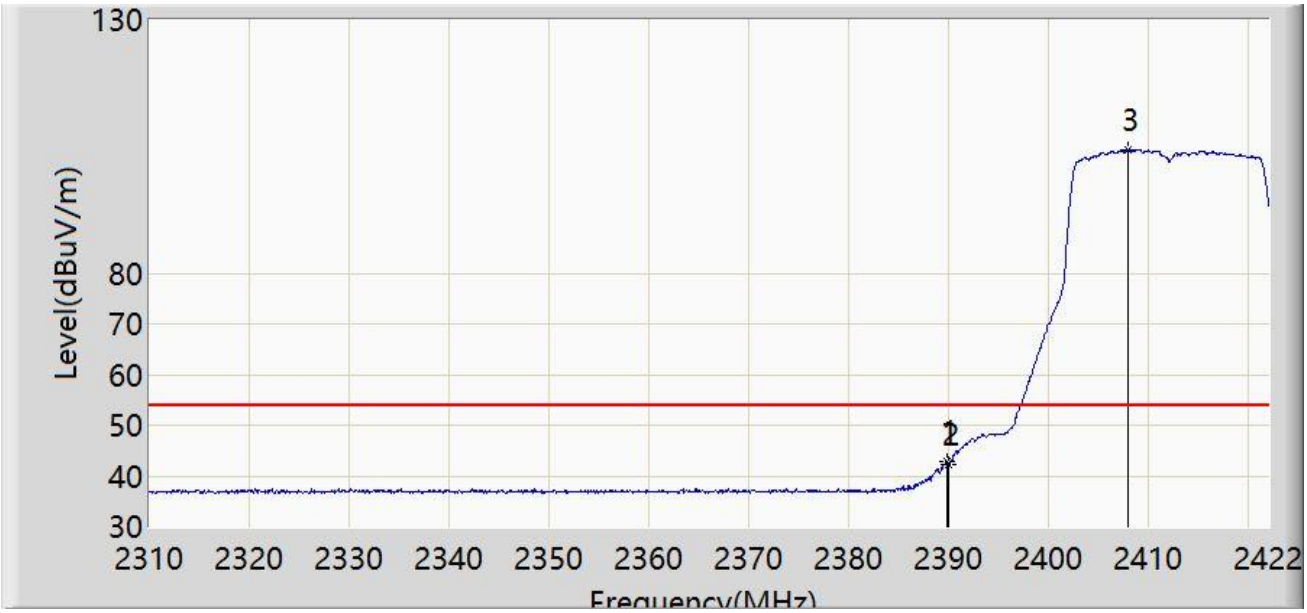

No	Mark	Frequency (MHz)	Measure Level (dBμV/m)	Reading Level (dBμV)	Margin (dB)	Limit (dBμV/m)	Factor (dB/m)	Type
1	*	2389.856	42.904	11.650	-11.096	54.000	31.254	AV
2		2390.000	42.329	11.075	-11.671	54.000	31.254	AV
3		2408.000	104.417	73.162	N/A	N/A	31.255	AV

Note 1: " * ", means this data is the worst emission level.

Note 2: Measure Level (dBμV/m) = Reading Level (dBμV) + Factor (dB/m).

Note 3: Factor (dB/m) = Cable Loss (dB) + Antenna Factor (dB/m).

Site: WZ-AC1	Test Date: 2023-12-18
Limit: FCC_2.4G_RE(3m)	Engineer: Ajin Fan
Probe: BBHA9120D_1167_1-18GHz	Polarity: Horizontal
EUT: ACCESS POINT	Power: By PoE
Test Mode: Transmit by 802.11ax-HE40 at 2422MHz	

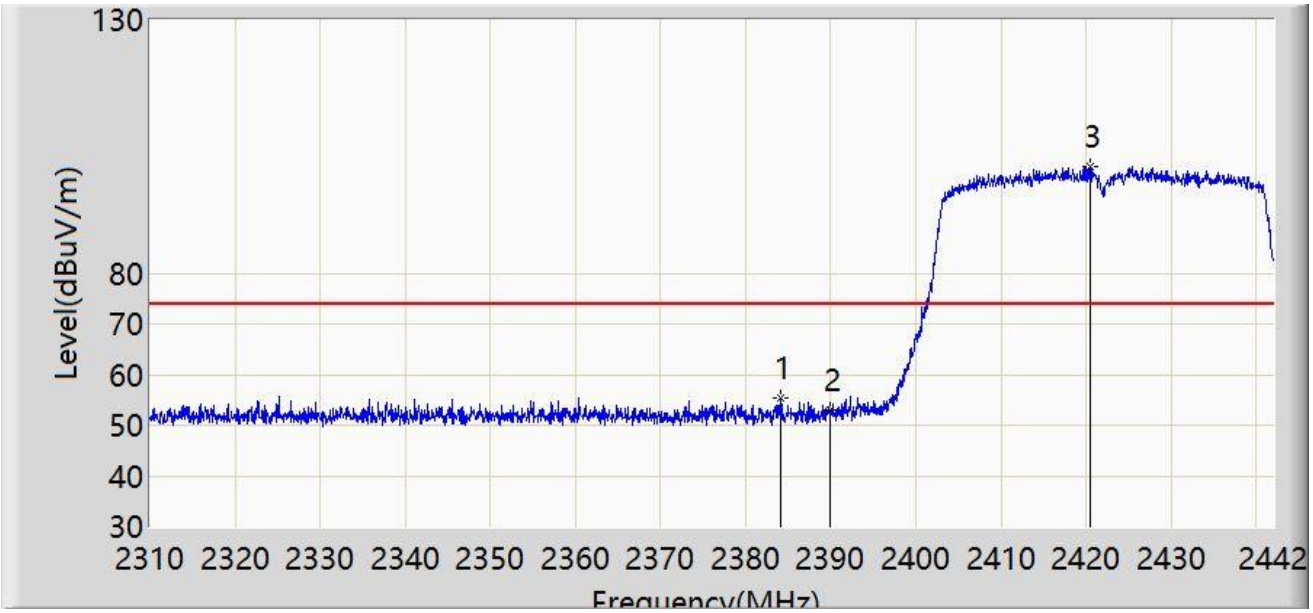

No	Mark	Frequency (MHz)	Measure Level (dBμV/m)	Reading Level (dBμV)	Margin (dB)	Limit (dBμV/m)	Factor (dB/m)	Type
1	*	2384.184	55.300	24.041	-18.700	74.000	31.258	PK
2		2390.000	53.019	21.765	-20.981	74.000	31.254	PK
3		2420.550	101.111	69.865	N/A	N/A	31.246	PK

Note 1: " * ", means this data is the worst emission level.

Note 2: Measure Level (dBμV/m) = Reading Level (dBμV) + Factor (dB/m).

Note 3: Factor (dB/m) = Cable Loss (dB) + Antenna Factor (dB/m).

Site: WZ-AC1	Test Date: 2023-12-18
Limit: FCC_2.4G_RE(3m)	Engineer: Ajin Fan
Probe: BBHA9120D_1167_1-18GHz	Polarity: Horizontal
EUT: ACCESS POINT	Power: By PoE
Test Mode: Transmit by 802.11ax-HE40 at 2422MHz	

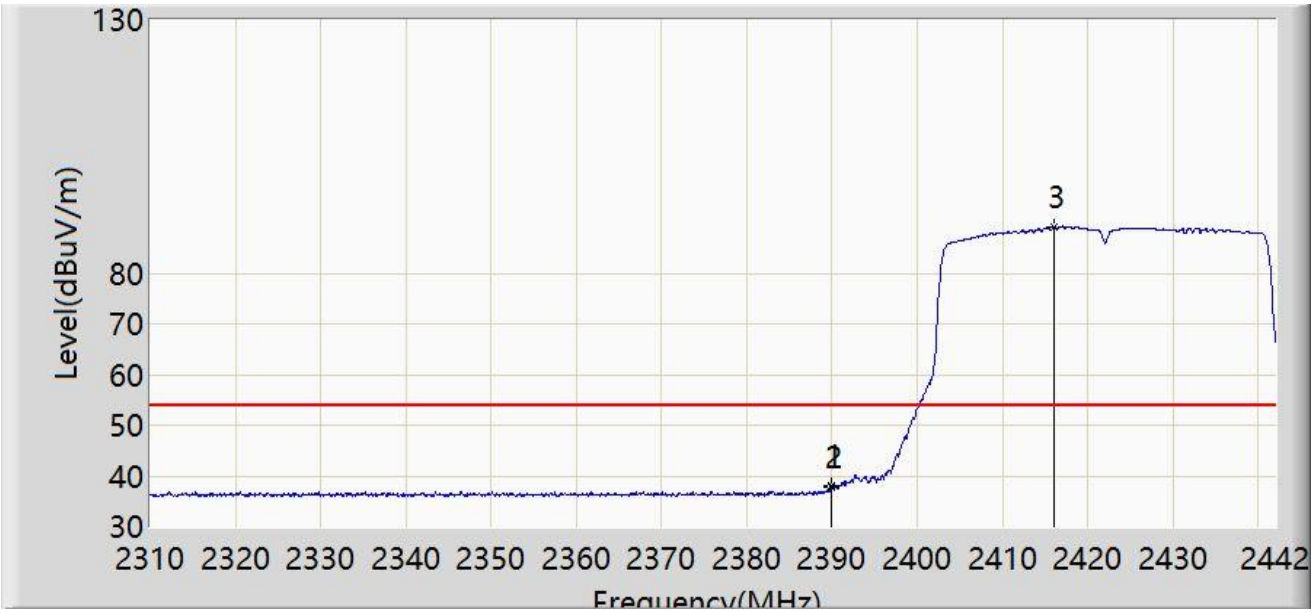

No	Mark	Frequency (MHz)	Measure Level (dBμV/m)	Reading Level (dBμV)	Margin (dB)	Limit (dBμV/m)	Factor (dB/m)	Type
1	*	2389.926	37.925	6.671	-16.075	54.000	31.254	AV
2		2390.000	37.637	6.383	-16.363	54.000	31.254	AV
3		2416.128	89.170	57.920	N/A	N/A	31.250	AV

Note 1: " * ", means this data is the worst emission level.

Note 2: Measure Level (dBμV/m) = Reading Level (dBμV) + Factor (dB/m).

Note 3: Factor (dB/m) = Cable Loss (dB) + Antenna Factor (dB/m).

Site: WZ-AC1	Test Date: 2023-12-18
Limit: FCC_2.4G_RE(3m)	Engineer: Ajin Fan
Probe: BBHA9120D_1167_1-18GHz	Polarity: Vertical
EUT: ACCESS POINT	Power: By PoE
Test Mode: Transmit by 802.11ax-HE40 at 2422MHz	

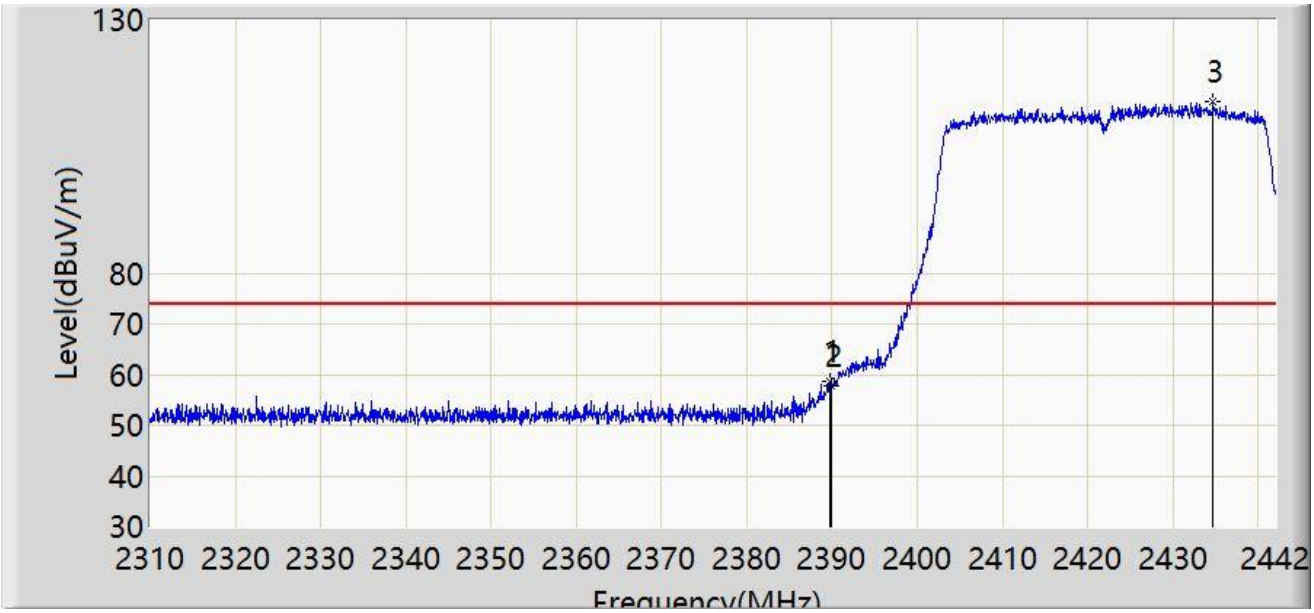

No	Mark	Frequency (MHz)	Measure Level (dBμV/m)	Reading Level (dBμV)	Margin (dB)	Limit (dBμV/m)	Factor (dB/m)	Type
1	*	2389.728	58.569	27.315	-15.431	74.000	31.254	PK
2		2390.000	57.816	26.562	-16.184	74.000	31.254	PK
3		2434.740	113.801	82.591	N/A	N/A	31.210	PK

Note 1: " * ", means this data is the worst emission level.

Note 2: Measure Level (dBμV/m) = Reading Level (dBμV) + Factor (dB/m).

Note 3: Factor (dB/m) = Cable Loss (dB) + Antenna Factor (dB/m).

Site: WZ-AC1	Test Date: 2023-12-18
Limit: FCC_2.4G_RE(3m)	Engineer: Ajin Fan
Probe: BBHA9120D_1167_1-18GHz	Polarity: Vertical
EUT: ACCESS POINT	Power: By PoE
Test Mode: Transmit by 802.11ax-HE40 at 2422MHz	

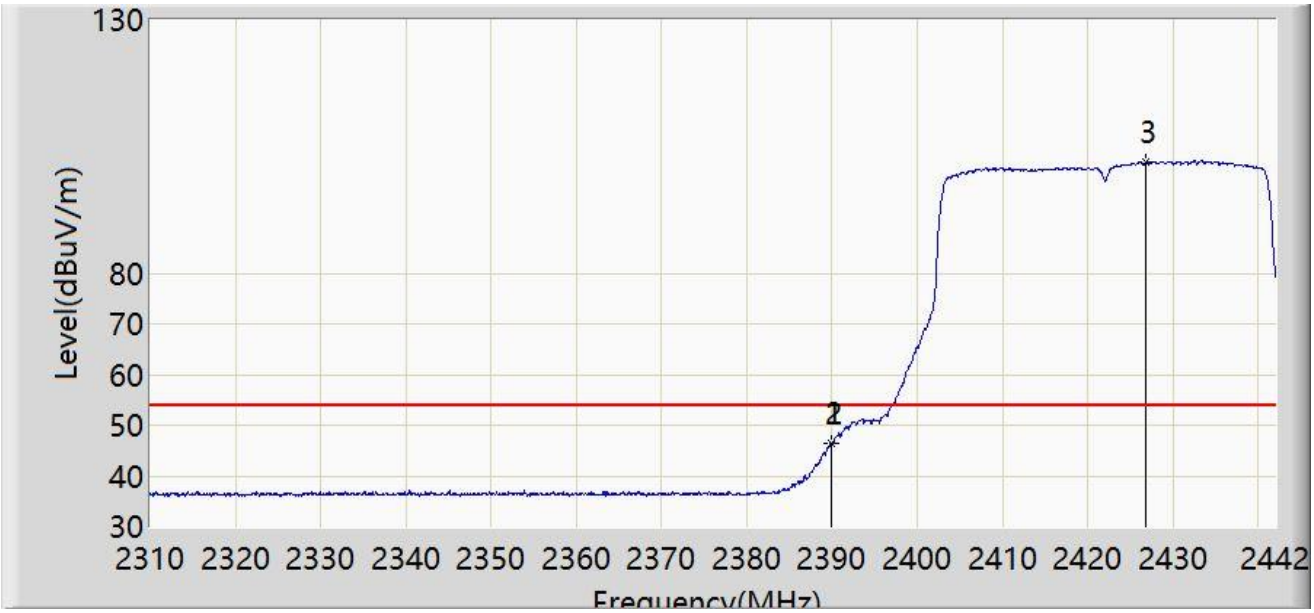

No	Mark	Frequency (MHz)	Measure Level (dBμV/m)	Reading Level (dBμV)	Margin (dB)	Limit (dBμV/m)	Factor (dB/m)	Type
1	*	2389.926	46.464	15.210	-7.536	54.000	31.254	AV
2		2390.000	46.418	15.164	-7.582	54.000	31.254	AV
3		2426.820	101.913	70.686	N/A	N/A	31.228	AV

Note 1: " * ", means this data is the worst emission level.

Note 2: Measure Level (dBμV/m) = Reading Level (dBμV) + Factor (dB/m).

Note 3: Factor (dB/m) = Cable Loss (dB) + Antenna Factor (dB/m).

Filter 3#

Site: WZ-AC1	Test Date: 2023-12-18
Limit: FCC_2.4G_RE(3m)	Engineer: Ajin Fan
Probe: BBHA9120D_1167_1-18GHz	Polarity: Horizontal
EUT: ACCESS POINT	Power: By PoE
Test Mode: Transmit by 802.11b at 2462MHz	

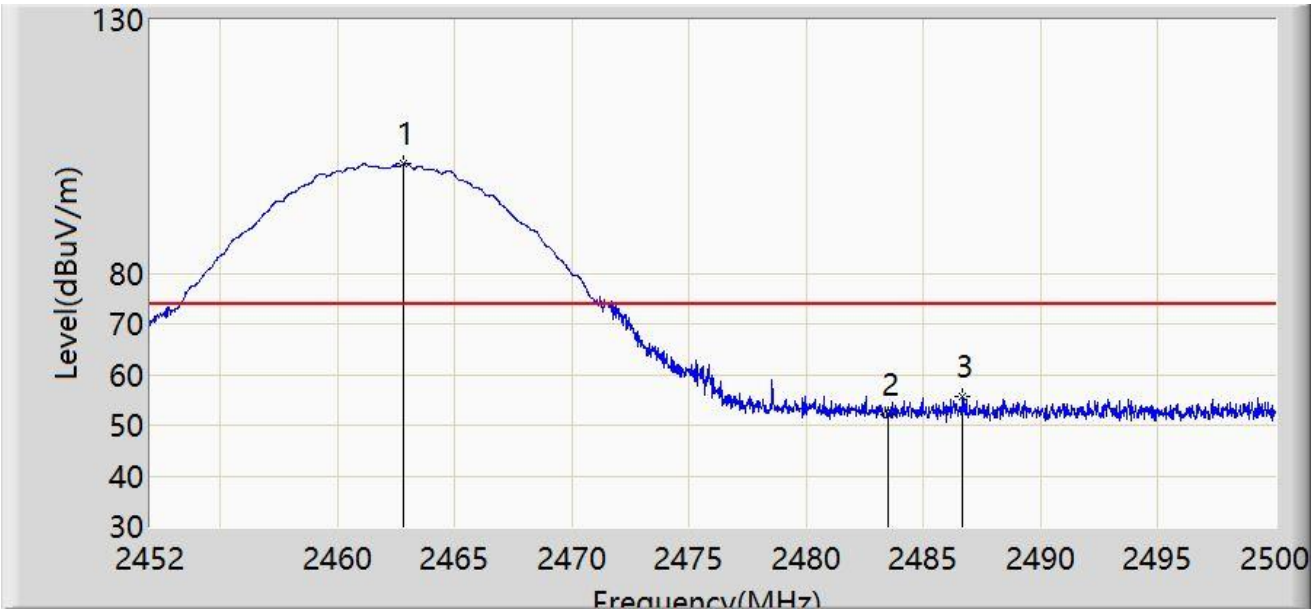

No	Mark	Frequency (MHz)	Measure Level (dBμV/m)	Reading Level (dBμV)	Margin (dB)	Limit (dBμV/m)	Factor (dB/m)	Type
1		2462.824	101.614	70.389	N/A	N/A	31.225	PK
2		2483.500	52.012	20.786	-21.988	74.000	31.226	PK
3	*	2486.656	55.669	24.440	-18.331	74.000	31.229	PK

Note 1: " * ", means this data is the worst emission level.

Note 2: Measure Level (dBμV/m) = Reading Level (dBμV) + Factor (dB/m).

Note 3: Factor (dB/m) = Cable Loss (dB) + Antenna Factor (dB/m).

Site: WZ-AC1	Test Date: 2023-12-18
Limit: FCC_2.4G_RE(3m)	Engineer: Ajin Fan
Probe: BBHA9120D_1167_1-18GHz	Polarity: Horizontal
EUT: ACCESS POINT	Power: By PoE
Test Mode: Transmit by 802.11b at 2462MHz	

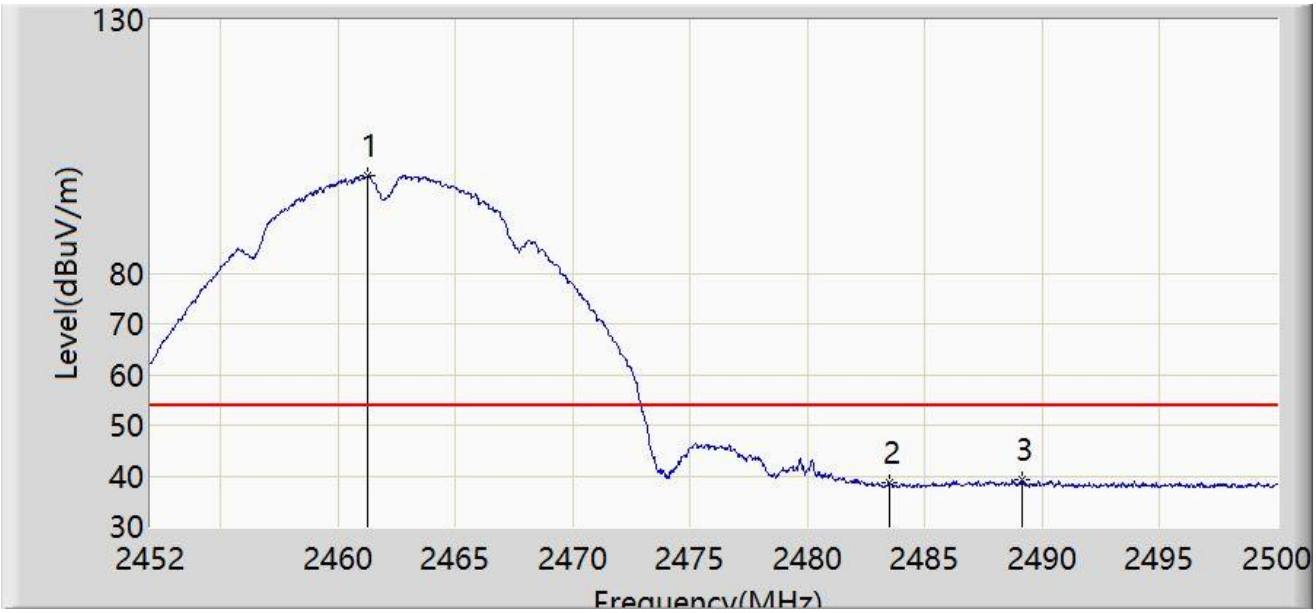

No	Mark	Frequency (MHz)	Measure Level (dBμV/m)	Reading Level (dBμV)	Margin (dB)	Limit (dBμV/m)	Factor (dB/m)	Type
1		2461.264	99.115	67.889	N/A	N/A	31.226	AV
2		2483.500	38.643	7.417	-15.357	54.000	31.226	AV
3	*	2489.104	39.383	8.153	-14.617	54.000	31.230	AV

Note 1: " * ", means this data is the worst emission level.

Note 2: Measure Level (dBμV/m) = Reading Level (dBμV) + Factor (dB/m).

Note 3: Factor (dB/m) = Cable Loss (dB) + Antenna Factor (dB/m).

Site: WZ-AC1	Test Date: 2023-12-18
Limit: FCC_2.4G_RE(3m)	Engineer: Ajin Fan
Probe: BBHA9120D_1167_1-18GHz	Polarity: Vertical
EUT: ACCESS POINT	Power: By PoE
Test Mode: Transmit by 802.11b at 2462MHz	

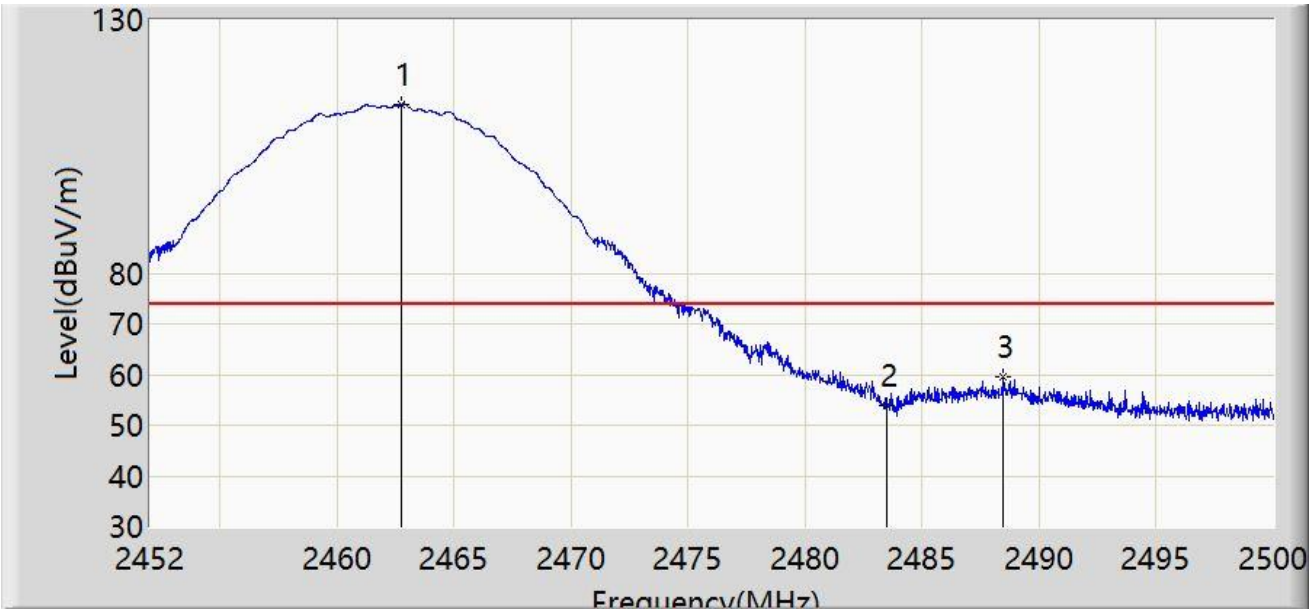

No	Mark	Frequency (MHz)	Measure Level (dBμV/m)	Reading Level (dBμV)	Margin (dB)	Limit (dBμV/m)	Factor (dB/m)	Type
1		2462.752	113.405	82.180	N/A	N/A	31.225	PK
2		2483.500	53.964	22.738	-20.036	74.000	31.226	PK
3	*	2488.480	59.520	28.290	-14.480	74.000	31.230	PK

Note 1: " * ", means this data is the worst emission level.

Note 2: Measure Level (dBμV/m) = Reading Level (dBμV) + Factor (dB/m).

Note 3: Factor (dB/m) = Cable Loss (dB) + Antenna Factor (dB/m).

Site: WZ-AC1	Test Date: 2023-12-18
Limit: FCC_2.4G_RE(3m)	Engineer: Ajin Fan
Probe: BBHA9120D_1167_1-18GHz	Polarity: Vertical
EUT: ACCESS POINT	Power: By PoE
Test Mode: Transmit by 802.11b at 2462MHz	

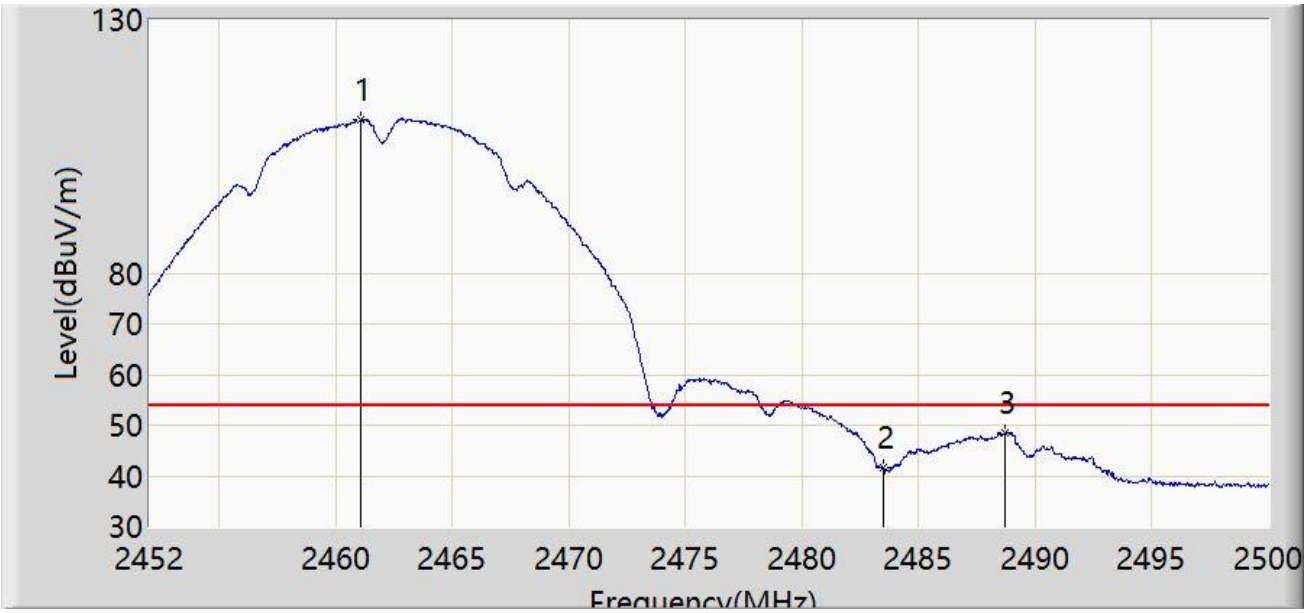

No	Mark	Frequency (MHz)	Measure Level (dBμV/m)	Reading Level (dBμV)	Margin (dB)	Limit (dBμV/m)	Factor (dB/m)	Type
1		2461.096	110.365	79.139	N/A	N/A	31.226	AV
2		2483.500	41.514	10.288	-12.486	54.000	31.226	AV
3	*	2488.720	48.531	17.301	-5.469	54.000	31.230	AV

Note 1: " * ", means this data is the worst emission level.

Note 2: Measure Level (dBμV/m) = Reading Level (dBμV) + Factor (dB/m).

Note 3: Factor (dB/m) = Cable Loss (dB) + Antenna Factor (dB/m).

Site: WZ-AC1	Test Date: 2023-12-18
Limit: FCC_2.4G_RE(3m)	Engineer: Ajin Fan
Probe: BBHA9120D_1167_1-18GHz	Polarity: Horizontal
EUT: ACCESS POINT	Power: By PoE
Test Mode: Transmit by 802.11g at 2462MHz	

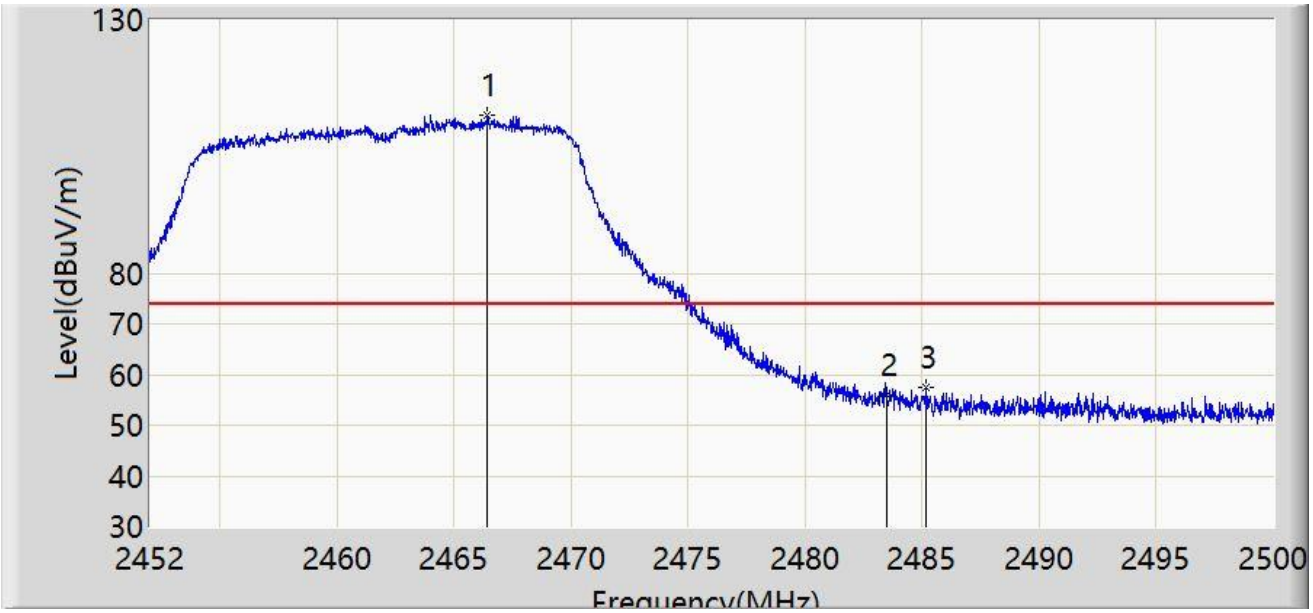

No	Mark	Frequency (MHz)	Measure Level (dBμV/m)	Reading Level (dBμV)	Margin (dB)	Limit (dBμV/m)	Factor (dB/m)	Type
1		2466.424	111.330	80.106	N/A	N/A	31.224	PK
2		2483.500	55.981	24.755	-18.019	74.000	31.226	PK
3	*	2485.168	57.410	26.183	-16.590	74.000	31.227	PK

Note 1: " * ", means this data is the worst emission level.

Note 2: Measure Level (dBμV/m) = Reading Level (dBμV) + Factor (dB/m).

Note 3: Factor (dB/m) = Cable Loss (dB) + Antenna Factor (dB/m).

Site: WZ-AC1	Test Date: 2023-12-18
Limit: FCC_2.4G_RE(3m)	Engineer: Ajin Fan
Probe: BBHA9120D_1167_1-18GHz	Polarity: Horizontal
EUT: ACCESS POINT	Power: By PoE
Test Mode: Transmit by 802.11g at 2462MHz	

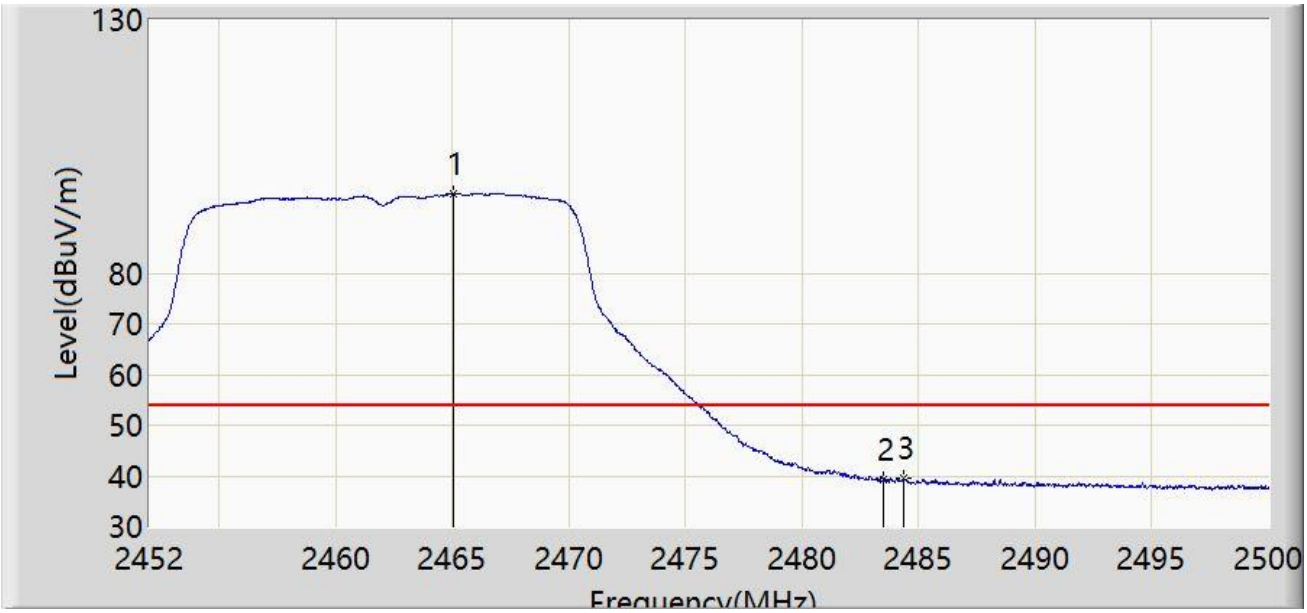

No	Mark	Frequency (MHz)	Measure Level (dBμV/m)	Reading Level (dBμV)	Margin (dB)	Limit (dBμV/m)	Factor (dB/m)	Type
1		2465.032	95.709	64.485	N/A	N/A	31.225	AV
2		2483.500	39.345	8.119	-14.655	54.000	31.226	AV
3	*	2484.352	39.600	8.373	-14.400	54.000	31.227	AV

Note 1: " * ", means this data is the worst emission level.

Note 2: Measure Level (dBμV/m) = Reading Level (dBμV) + Factor (dB/m).

Note 3: Factor (dB/m) = Cable Loss (dB) + Antenna Factor (dB/m).

Site: WZ-AC1	Test Date: 2023-12-18
Limit: FCC_2.4G_RE(3m)	Engineer: Ajin Fan
Probe: BBHA9120D_1167_1-18GHz	Polarity: Vertical
EUT: ACCESS POINT	Power: By PoE
Test Mode: Transmit by 802.11g at 2462MHz	

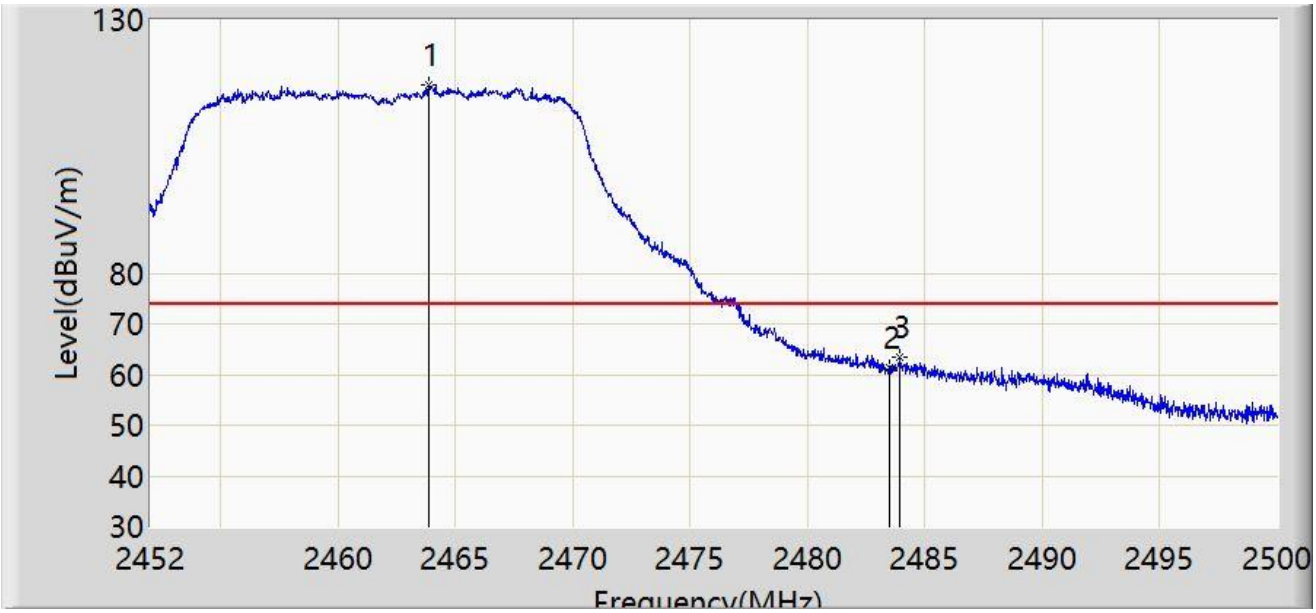

No	Mark	Frequency (MHz)	Measure Level (dBμV/m)	Reading Level (dBμV)	Margin (dB)	Limit (dBμV/m)	Factor (dB/m)	Type
1		2463.880	117.254	86.029	N/A	N/A	31.224	PK
2		2483.500	61.205	29.979	-12.795	74.000	31.226	PK
3	*	2483.944	63.308	32.081	-10.692	74.000	31.227	PK

Note 1: " * ", means this data is the worst emission level.

Note 2: Measure Level (dBμV/m) = Reading Level (dBμV) + Factor (dB/m).

Note 3: Factor (dB/m) = Cable Loss (dB) + Antenna Factor (dB/m).

Site: WZ-AC1	Test Date: 2023-12-18
Limit: FCC_2.4G_RE(3m)	Engineer: Ajin Fan
Probe: BBHA9120D_1167_1-18GHz	Polarity: Vertical
EUT: ACCESS POINT	Power: By PoE
Test Mode: Transmit by 802.11g at 2462MHz	

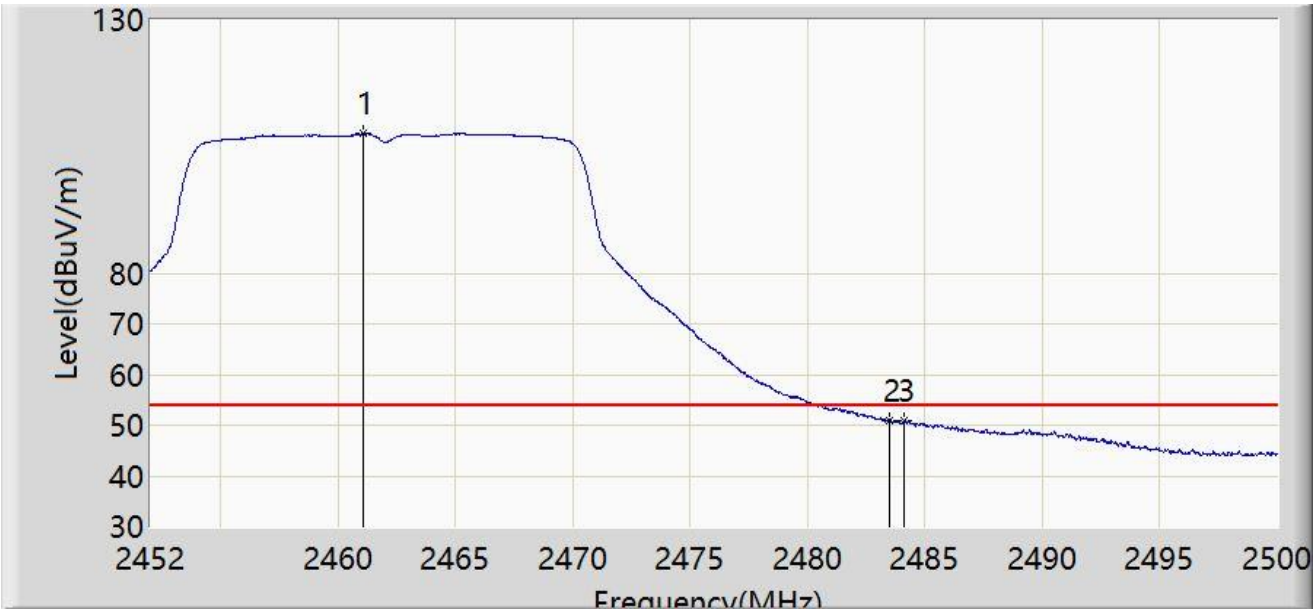

No	Mark	Frequency (MHz)	Measure Level (dBμV/m)	Reading Level (dBμV)	Margin (dB)	Limit (dBμV/m)	Factor (dB/m)	Type
1		2461.072	107.500	76.274	N/A	N/A	31.226	AV
2	*	2483.500	50.919	19.693	-3.081	54.000	31.226	AV
3		2484.112	50.892	19.665	-3.108	54.000	31.227	AV

Note 1: " * ", means this data is the worst emission level.

Note 2: Measure Level (dBμV/m) = Reading Level (dBμV) + Factor (dB/m).

Note 3: Factor (dB/m) = Cable Loss (dB) + Antenna Factor (dB/m).

Site: WZ-AC1	Test Date: 2023-12-18
Limit: FCC_2.4G_RE(3m)	Engineer: Ajin Fan
Probe: BBHA9120D_1167_1-18GHz	Polarity: Horizontal
EUT: ACCESS POINT	Power: By PoE
Test Mode: Transmit by 802.11n-HT20 at 2462MHz	

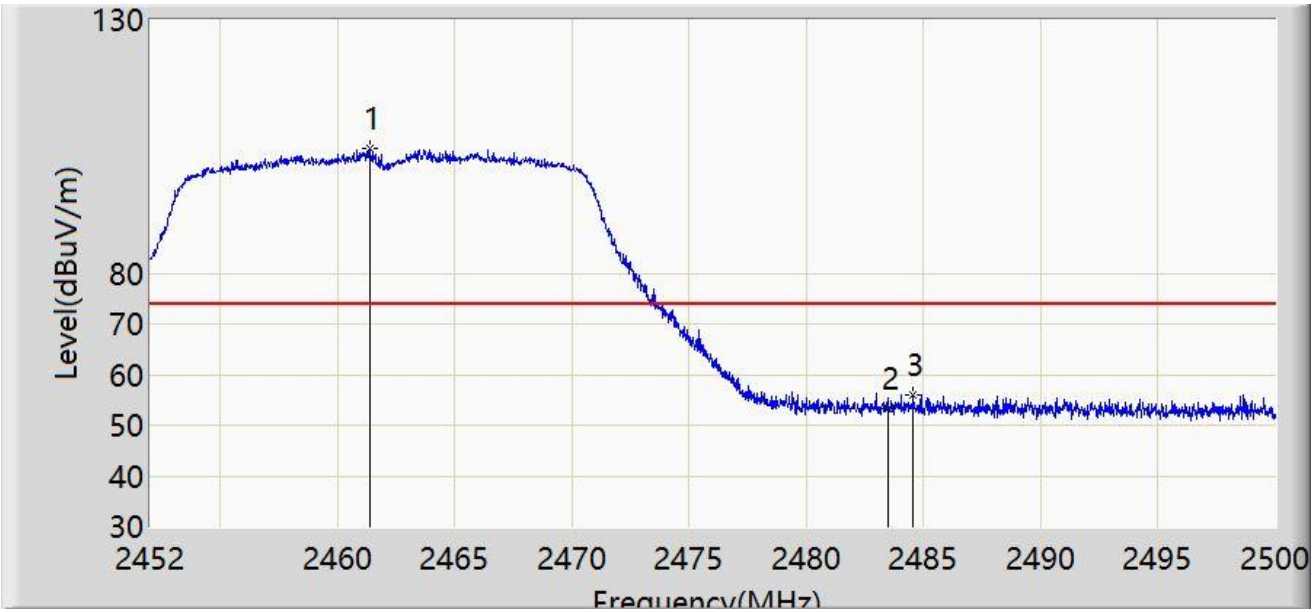

No	Mark	Frequency (MHz)	Measure Level (dBμV/m)	Reading Level (dBμV)	Margin (dB)	Limit (dBμV/m)	Factor (dB/m)	Type
1		2461.360	104.722	73.496	N/A	N/A	31.226	PK
2		2483.500	53.381	22.155	-20.619	74.000	31.226	PK
3	*	2484.568	55.914	24.687	-18.086	74.000	31.227	PK

Note 1: " * ", means this data is the worst emission level.

Note 2: Measure Level (dBμV/m) = Reading Level (dBμV) + Factor (dB/m).

Note 3: Factor (dB/m) = Cable Loss (dB) + Antenna Factor (dB/m).

Site: WZ-AC1	Test Date: 2023-12-18
Limit: FCC_2.4G_RE(3m)	Engineer: Ajin Fan
Probe: BBHA9120D_1167_1-18GHz	Polarity: Horizontal
EUT: ACCESS POINT	Power: By PoE
Test Mode: Transmit by 802.11n-HT20 at 2462MHz	

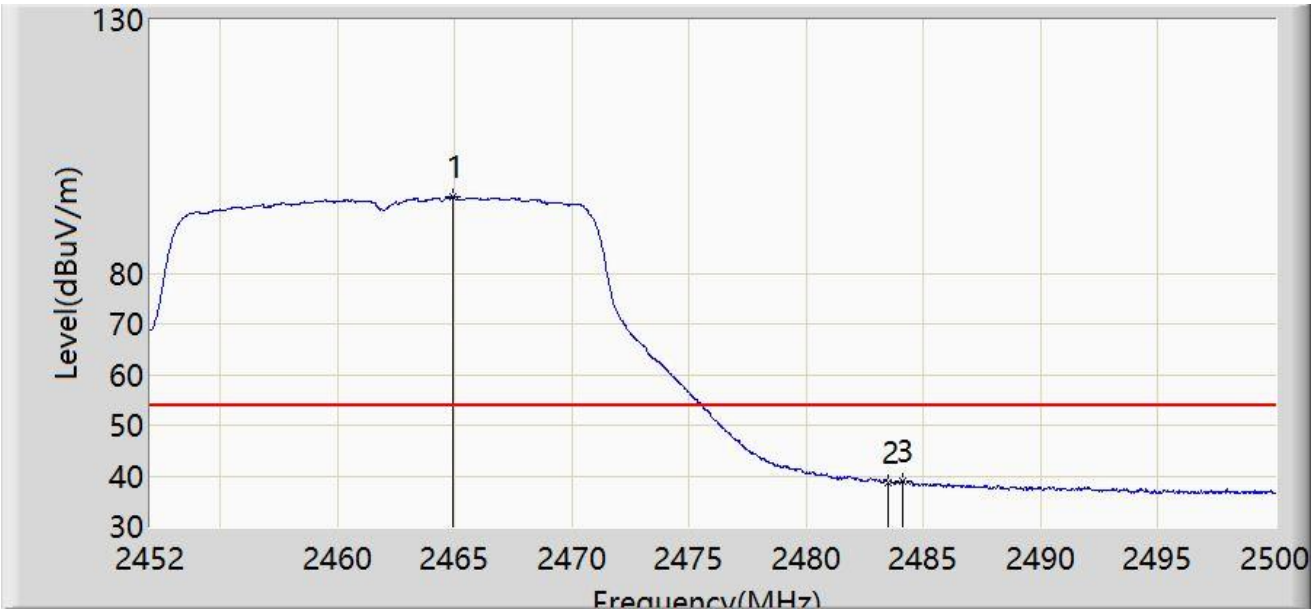

No	Mark	Frequency (MHz)	Measure Level (dBμV/m)	Reading Level (dBμV)	Margin (dB)	Limit (dBμV/m)	Factor (dB/m)	Type
1		2464.888	95.082	63.858	N/A	N/A	31.225	AV
2		2483.500	38.786	7.560	-15.214	54.000	31.226	AV
3	*	2484.088	38.988	7.761	-15.012	54.000	31.227	AV

Note 1: " * ", means this data is the worst emission level.

Note 2: Measure Level (dBμV/m) = Reading Level (dBμV) + Factor (dB/m).

Note 3: Factor (dB/m) = Cable Loss (dB) + Antenna Factor (dB/m).

Site: WZ-AC1	Test Date: 2023-12-18
Limit: FCC_2.4G_RE(3m)	Engineer: Ajin Fan
Probe: BBHA9120D_1167_1-18GHz	Polarity: Vertical
EUT: ACCESS POINT	Power: By PoE
Test Mode: Transmit by 802.11n-HT20 at 2462MHz	

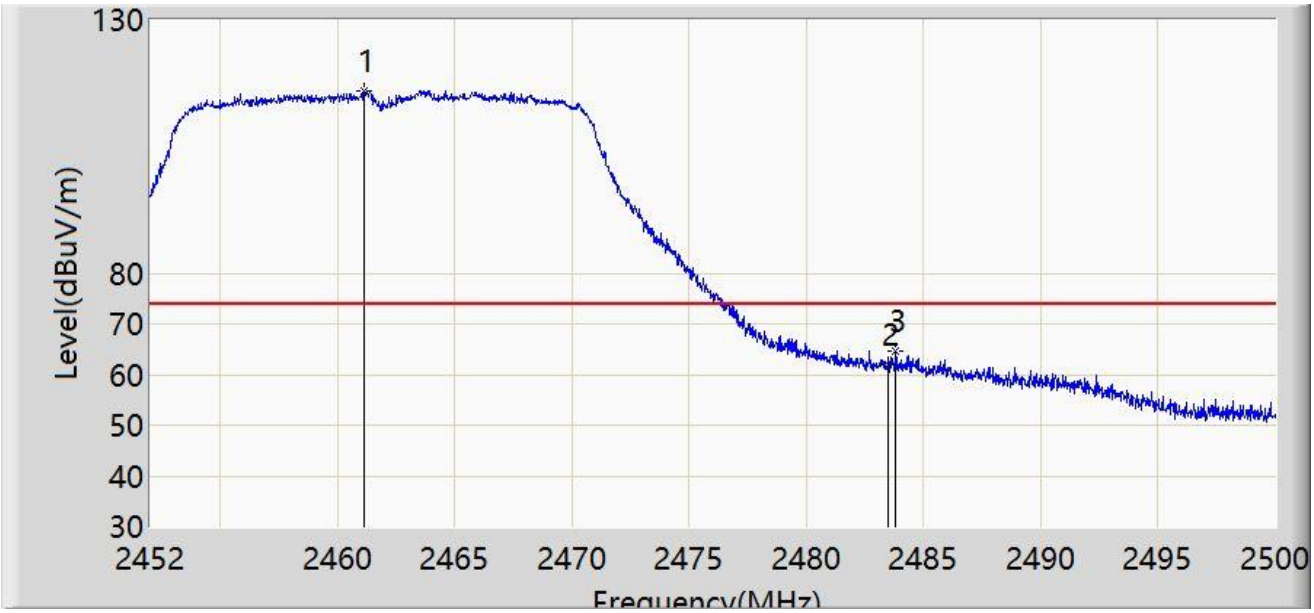

No	Mark	Frequency (MHz)	Measure Level (dBμV/m)	Reading Level (dBμV)	Margin (dB)	Limit (dBμV/m)	Factor (dB/m)	Type
1		2461.120	116.075	84.849	N/A	N/A	31.226	PK
2		2483.500	61.910	30.684	-12.090	74.000	31.226	PK
3	*	2483.824	64.490	33.264	-9.510	74.000	31.226	PK

Note 1: " * ", means this data is the worst emission level.

Note 2: Measure Level (dBμV/m) = Reading Level (dBμV) + Factor (dB/m).

Note 3: Factor (dB/m) = Cable Loss (dB) + Antenna Factor (dB/m).

Site: WZ-AC1	Test Date: 2023-12-18
Limit: FCC_2.4G_RE(3m)	Engineer: Ajin Fan
Probe: BBHA9120D_1167_1-18GHz	Polarity: Vertical
EUT: ACCESS POINT	Power: By PoE
Test Mode: Transmit by 802.11n-HT20 at 2462MHz	

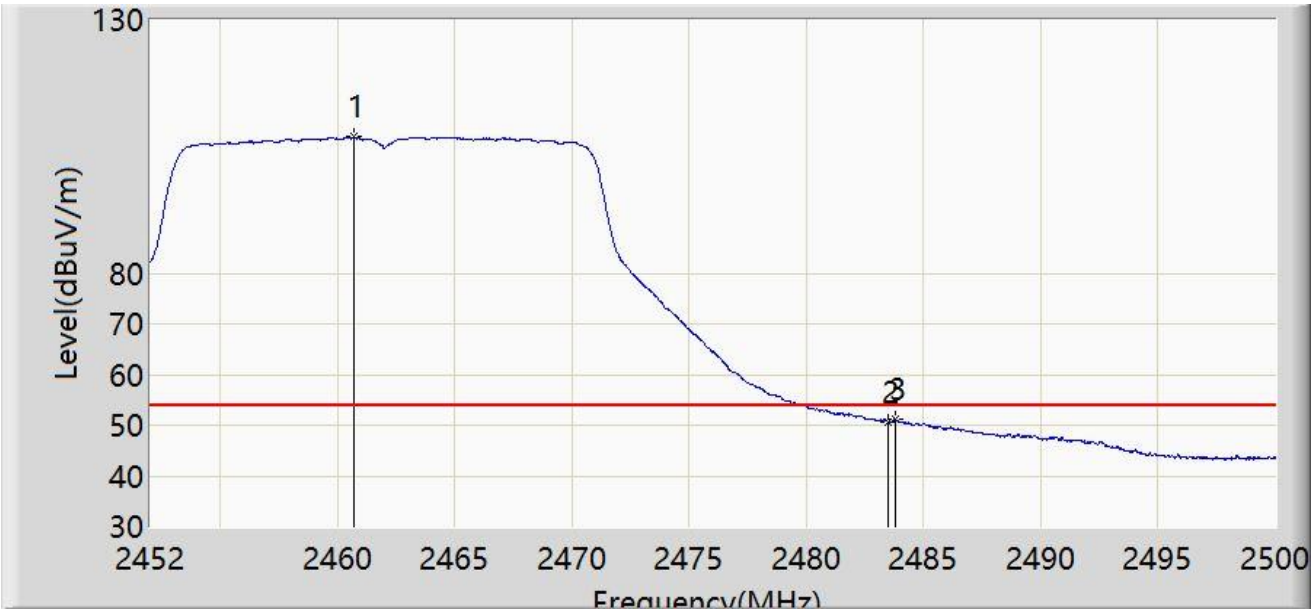

No	Mark	Frequency (MHz)	Measure Level (dBμV/m)	Reading Level (dBμV)	Margin (dB)	Limit (dBμV/m)	Factor (dB/m)	Type
1		2460.664	106.883	75.657	N/A	N/A	31.226	AV
2		2483.500	50.565	19.339	-3.435	54.000	31.226	AV
3	*	2483.776	51.228	20.002	-2.772	54.000	31.226	AV

Note 1: " * ", means this data is the worst emission level.

Note 2: Measure Level (dBμV/m) = Reading Level (dBμV) + Factor (dB/m).

Note 3: Factor (dB/m) = Cable Loss (dB) + Antenna Factor (dB/m).

Site: WZ-AC1	Test Date: 2023-12-18
Limit: FCC_2.4G_RE(3m)	Engineer: Ajin Fan
Probe: BBHA9120D_1167_1-18GHz	Polarity: Horizontal
EUT: ACCESS POINT	Power: By PoE
Test Mode: Transmit by 802.11ax-HE20 at 2462MHz	

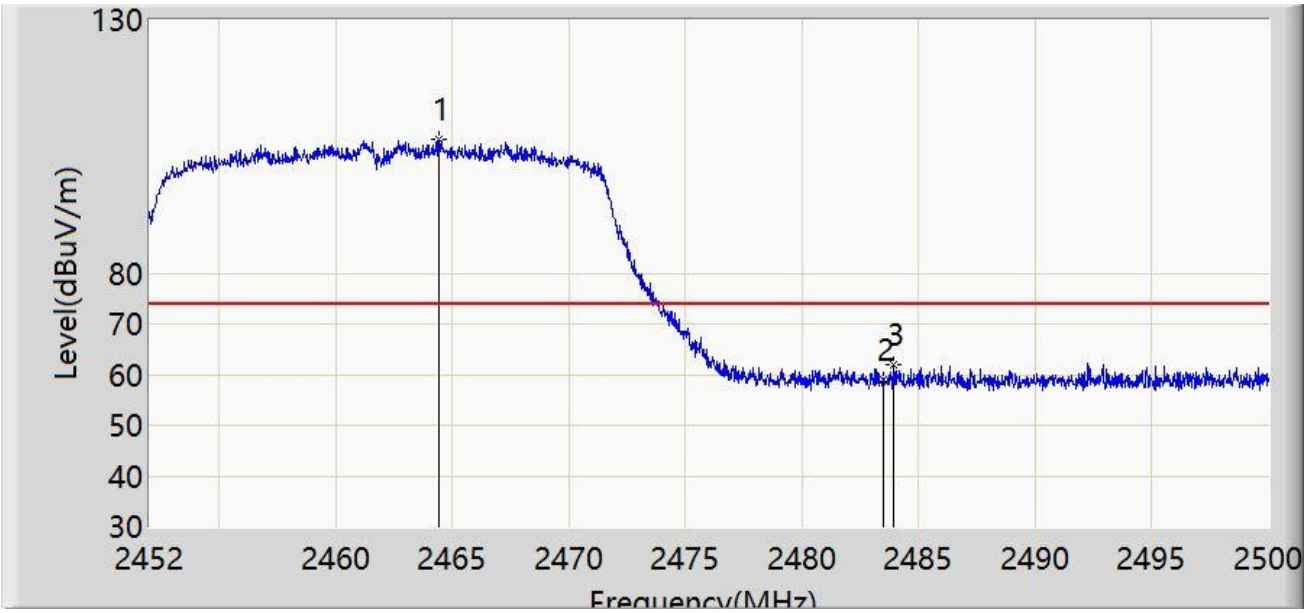

No	Mark	Frequency (MHz)	Measure Level (dBμV/m)	Reading Level (dBμV)	Margin (dB)	Limit (dBμV/m)	Factor (dB/m)	Type
1		2464.432	106.401	75.177	N/A	N/A	31.225	PK
2		2483.500	59.006	27.780	-14.994	74.000	31.226	PK
3	*	2483.944	61.806	30.579	-12.194	74.000	31.227	PK

Note 1: " * ", means this data is the worst emission level.

Note 2: Measure Level (dBμV/m) = Reading Level (dBμV) + Factor (dB/m).

Note 3: Factor (dB/m) = Cable Loss (dB) + Antenna Factor (dB/m).

Site: WZ-AC1	Test Date: 2023-12-18
Limit: FCC_2.4G_RE(3m)	Engineer: Ajin Fan
Probe: BBHA9120D_1167_1-18GHz	Polarity: Horizontal
EUT: ACCESS POINT	Power: By PoE
Test Mode: Transmit by 802.11ax-HE20 at 2462MHz	

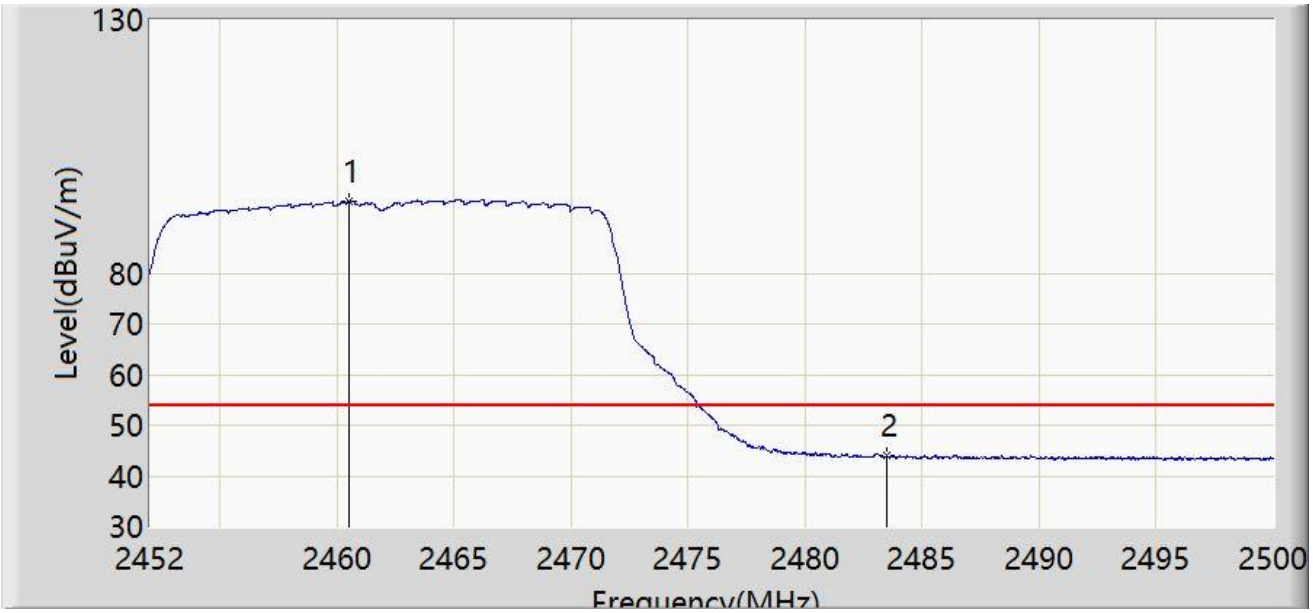

No	Mark	Frequency (MHz)	Measure Level (dBμV/m)	Reading Level (dBμV)	Margin (dB)	Limit (dBμV/m)	Factor (dB/m)	Type
1		2460.496	94.174	62.948	N/A	N/A	31.227	AV
2	*	2483.500	43.969	12.743	-10.031	54.000	31.226	AV

Note 1: " * ", means this data is the worst emission level.

Note 2: Measure Level (dBμV/m) = Reading Level (dBμV) + Factor (dB/m).

Note 3: Factor (dB/m) = Cable Loss (dB) + Antenna Factor (dB/m).

Site: WZ-AC1	Test Date: 2023-12-18
Limit: FCC_2.4G_RE(3m)	Engineer: Ajin Fan
Probe: BBHA9120D_1167_1-18GHz	Polarity: Vertical
EUT: ACCESS POINT	Power: By PoE
Test Mode: Transmit by 802.11ax-HE20 at 2462MHz	

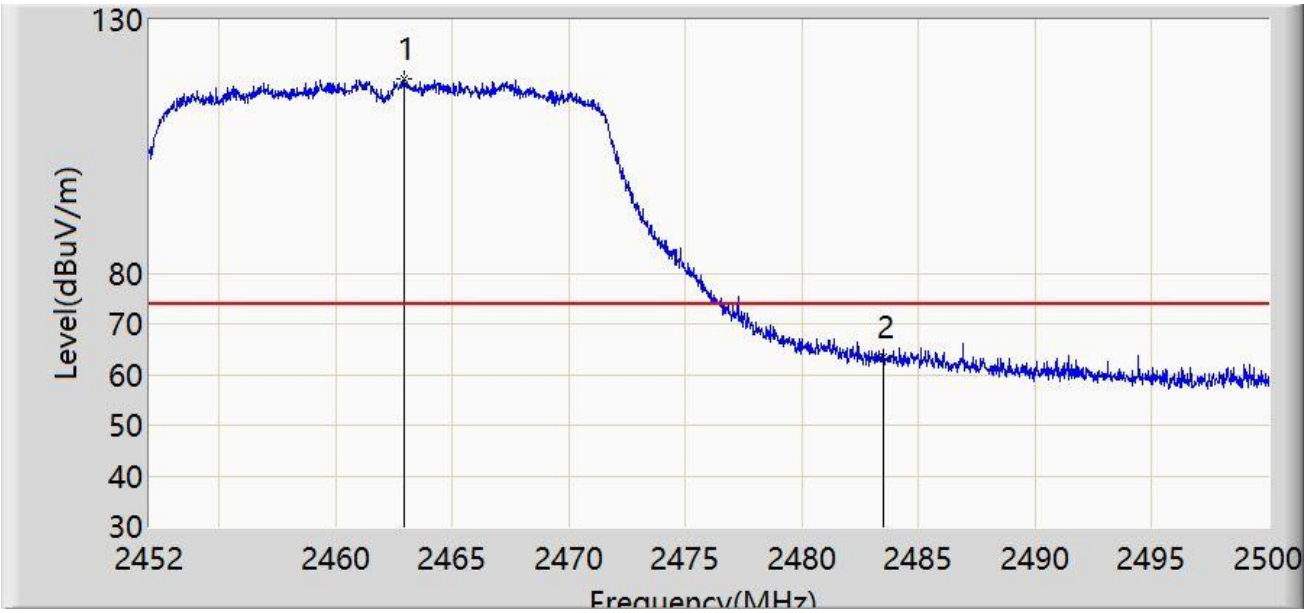

No	Mark	Frequency (MHz)	Measure Level (dBμV/m)	Reading Level (dBμV)	Margin (dB)	Limit (dBμV/m)	Factor (dB/m)	Type
1		2462.944	118.436	87.211	N/A	N/A	31.225	PK
2	*	2483.500	63.418	32.192	-10.582	74.000	31.226	PK

Note 1: " * ", means this data is the worst emission level.

Note 2: Measure Level (dBμV/m) = Reading Level (dBμV) + Factor (dB/m).

Note 3: Factor (dB/m) = Cable Loss (dB) + Antenna Factor (dB/m).

Site: WZ-AC1	Test Date: 2023-12-18
Limit: FCC_2.4G_RE(3m)	Engineer: Ajin Fan
Probe: BBHA9120D_1167_1-18GHz	Polarity: Vertical
EUT: ACCESS POINT	Power: By PoE
Test Mode: Transmit by 802.11ax-HE20 at 2462MHz	

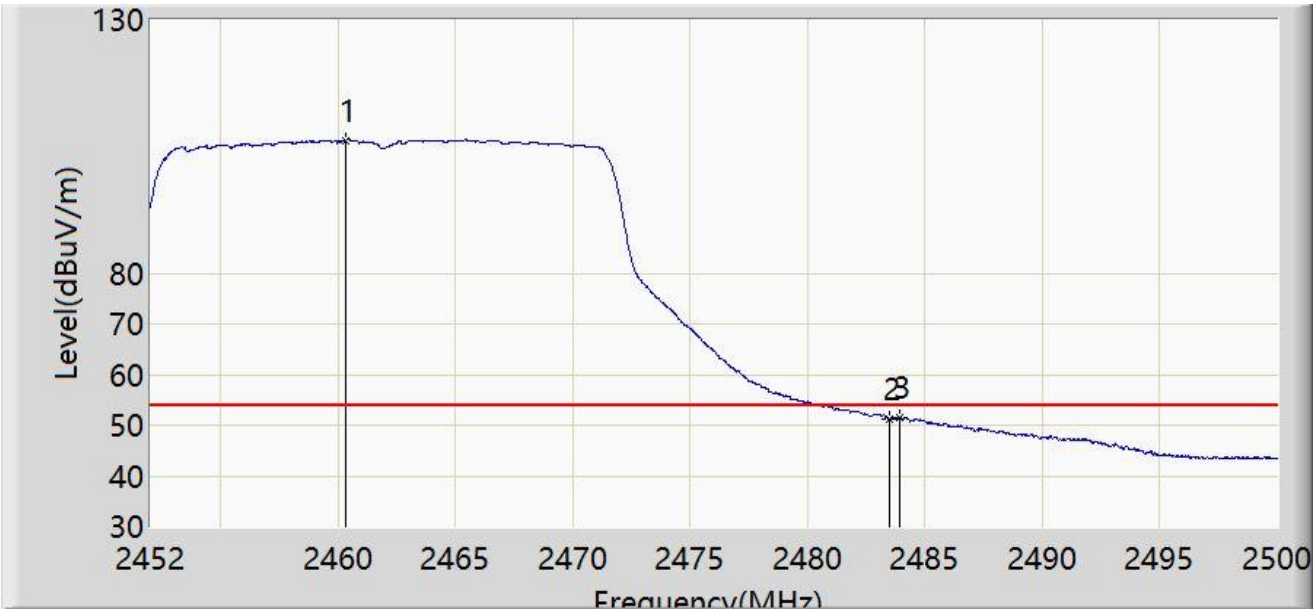

No	Mark	Frequency (MHz)	Measure Level (dBμV/m)	Reading Level (dBμV)	Margin (dB)	Limit (dBμV/m)	Factor (dB/m)	Type
1		2460.328	106.263	75.036	N/A	N/A	31.227	AV
2		2483.500	51.235	20.009	-2.765	54.000	31.226	AV
3	*	2483.944	51.579	20.352	-2.421	54.000	31.227	AV

Note 1: " * ", means this data is the worst emission level.

Note 2: Measure Level (dBμV/m) = Reading Level (dBμV) + Factor (dB/m).

Note 3: Factor (dB/m) = Cable Loss (dB) + Antenna Factor (dB/m).

8. AC Conducted Emissions Test Result

Site: WZ-SR2	Test Date: 2023-12-21
Limit: FCC_Part15.207_CE_AC Power	Engineer: Linda Wei
Probe: ENV216_101683_Filter Off_C	Polarity: Line
EUT: ACCESS POINT	Power: AC 120V/60Hz
Test Mode: Transmit by 802.11b at channel 2412MHz	

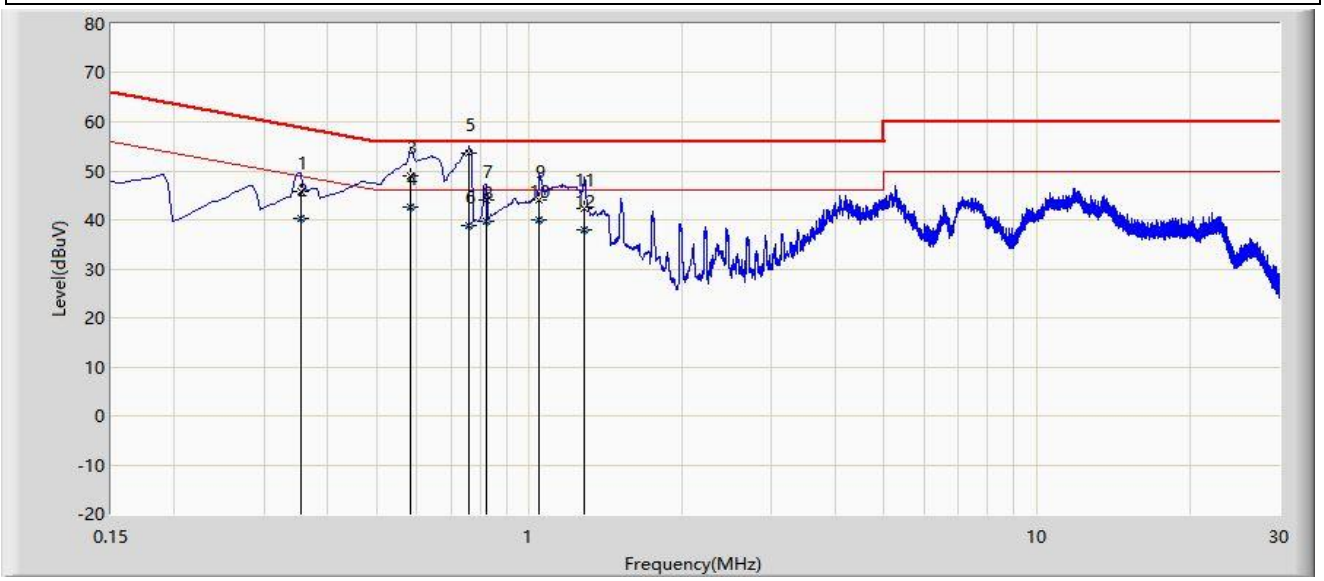

No	Mark	Frequency (MHz)	Measure Level (dBμV)	Reading Level (dBμV)	Margin (dB)	Limit (dBμV)	Factor (dB)	Type
1		0.354	45.899	36.124	-12.969	58.868	9.775	QP
2		0.354	40.400	30.625	-8.468	48.868	9.775	AV
3		0.582	48.947	39.069	-7.053	56.000	9.878	QP
4		0.582	42.621	32.743	-3.379	46.000	9.878	AV
5	*	0.762	53.613	43.645	-2.387	56.000	9.967	QP
6		0.762	38.831	28.863	-7.169	46.000	9.967	AV
7		0.822	44.036	34.037	-11.964	56.000	9.999	QP
8		0.822	39.576	29.577	-6.424	46.000	9.999	AV
9		1.046	44.000	33.920	-12.000	56.000	10.081	QP
10		1.046	39.887	29.806	-6.113	46.000	10.081	AV
11		1.286	42.312	32.228	-13.688	56.000	10.084	QP
12		1.286	37.895	27.812	-8.105	46.000	10.084	AV

Note 1: " * ", means this data is the worst emission level.

Note 2: Measure Level (dBμV) = Reading Level (dBμV) + Factor (dB).

Note 3: Factor (dB) = Cable Loss (dB) + LISN Factor (dB).

Site: WZ-SR2	Test Date: 2023-12-21
Limit: FCC_Part15.207_CE_AC Power	Engineer: Linda Wei
Probe: ENV216_101683_Filter Off_C	Polarity: Neutral
EUT: ACCESS POINT	Power: AC 120V/60Hz
Test Mode: Transmit by 802.11b at channel 2412MHz	

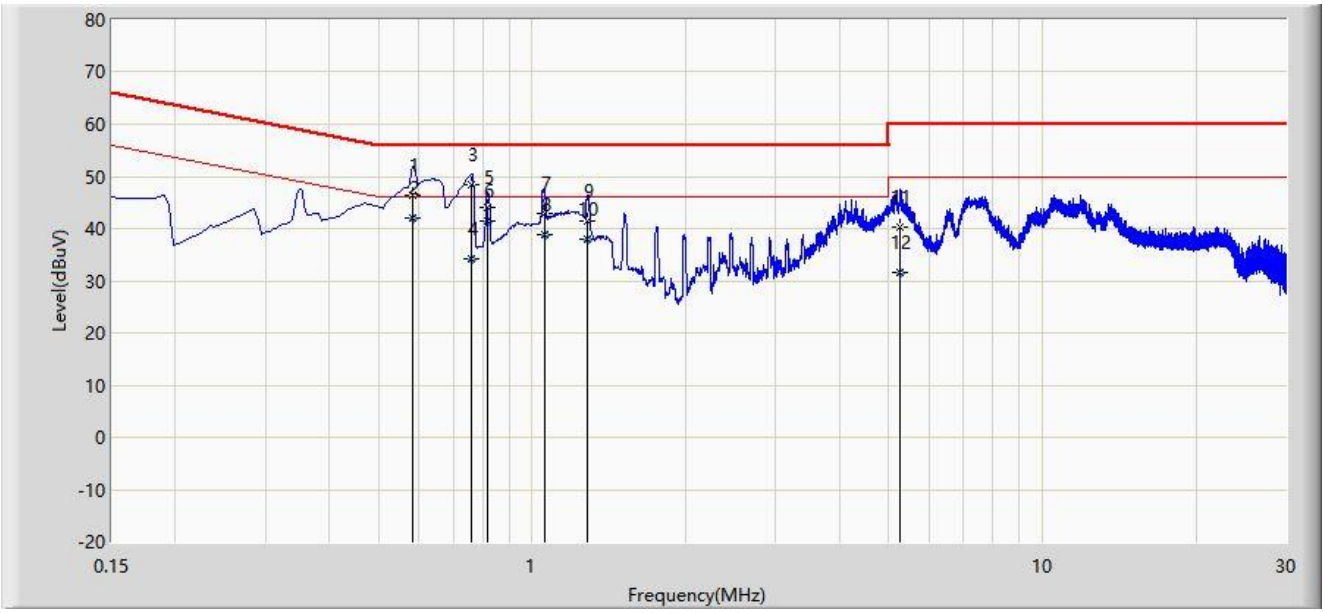

No	Mark	Frequency (MHz)	Measure Level (dBμV)	Reading Level (dBμV)	Margin (dB)	Limit (dBμV)	Factor (dB)	Type
1		0.582	46.512	36.644	-9.488	56.000	9.868	QP
2	*	0.582	41.932	32.063	-4.068	46.000	9.868	AV
3		0.758	48.535	38.576	-7.465	56.000	9.960	QP
4		0.758	34.071	24.111	-11.929	46.000	9.960	AV
5		0.818	43.962	33.975	-12.038	56.000	9.987	QP
6		0.818	41.544	31.558	-4.456	46.000	9.987	AV
7		1.058	42.763	32.692	-13.237	56.000	10.071	QP
8		1.058	38.780	28.709	-7.220	46.000	10.071	AV
9		1.286	41.478	31.405	-14.522	56.000	10.074	QP
10		1.286	37.934	27.860	-8.066	46.000	10.074	AV
11		5.270	40.424	30.257	-19.576	60.000	10.167	QP
12		5.270	31.660	21.493	-18.340	50.000	10.167	AV

Note 1: " * ", means this data is the worst emission level.

Note 2: Measure Level (dBμV) = Reading Level (dBμV) + Factor (dB).

Note 3: Factor (dB) = Cable Loss (dB) + LISN Factor (dB).