802.11n-HT20 Out-of-Band Emissions – Ant 0	
Channel 11 (2462MHz)	
100kHz PSD Reference Level	High Band Edge
	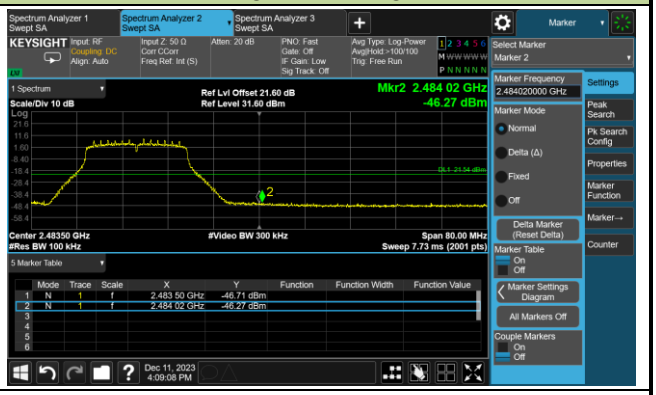
Spurious Emission	
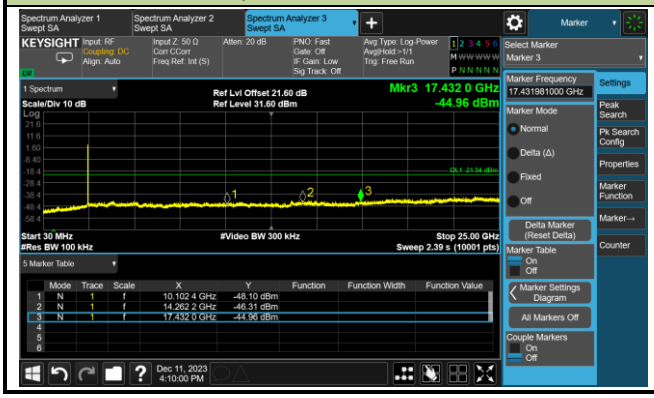	

802.11ax-HE20 Out-of-Band Emissions – Ant 0	
Channel 11 (2462MHz)	
100kHz PSD Reference Level	High Band Edge
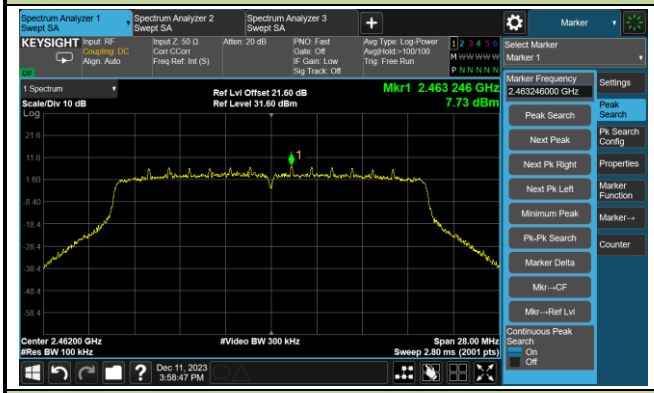	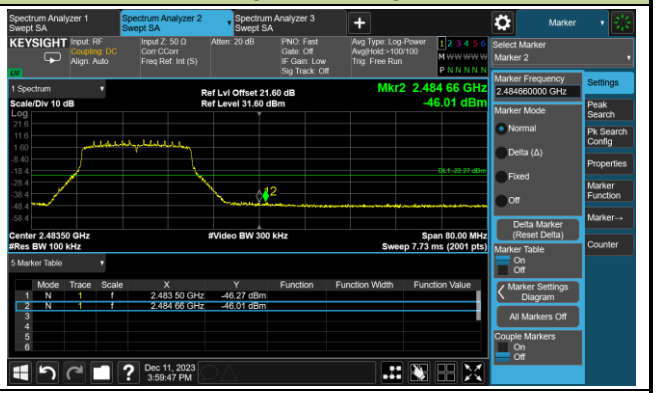
Spurious Emission	
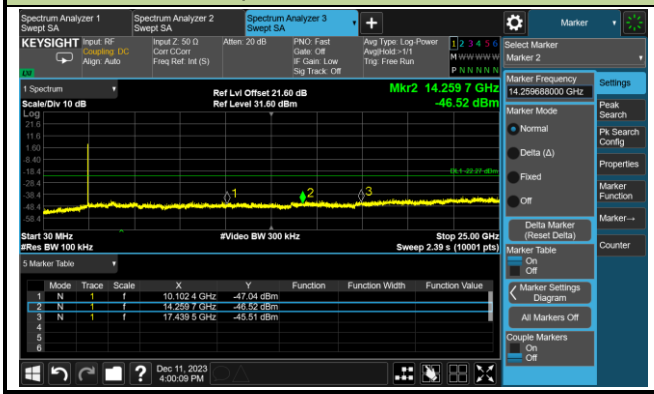	

802.11b Out-of-Band Emissions – Ant 1	
Channel 11 (2462MHz)	
100kHz PSD Reference Level	High Band Edge
	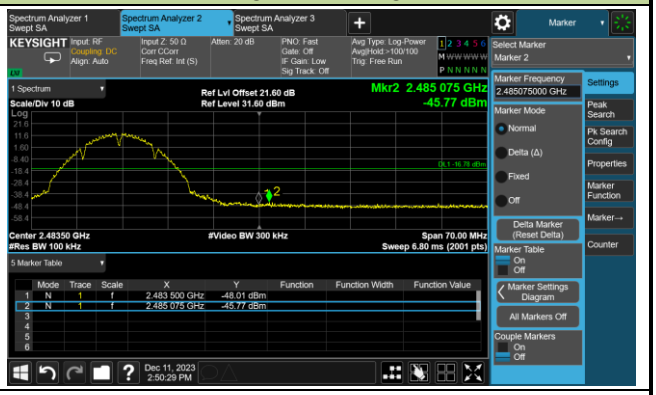
Spurious Emission	
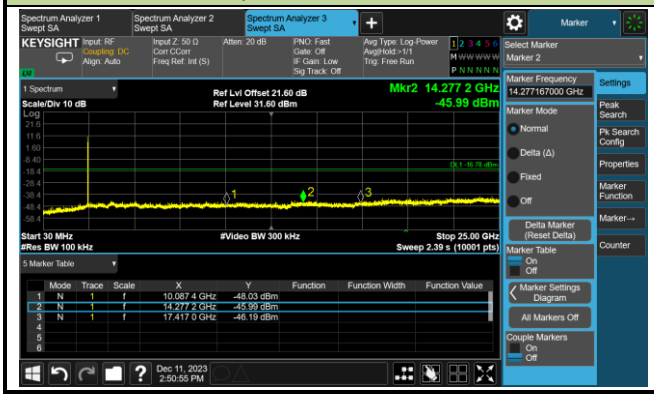	

802.11g Out-of-Band Emissions – Ant 1	
Channel 11 (2462MHz)	
100kHz PSD Reference Level	High Band Edge
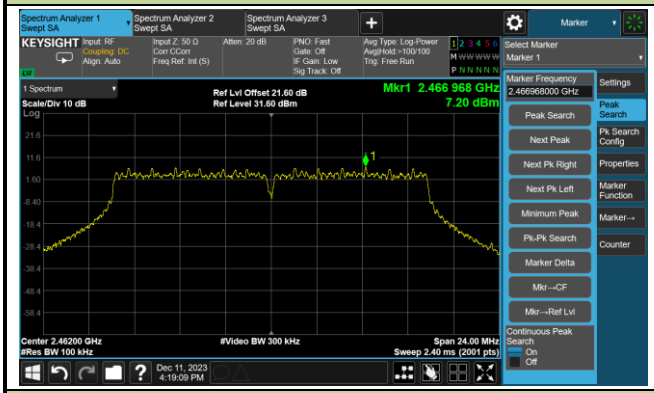	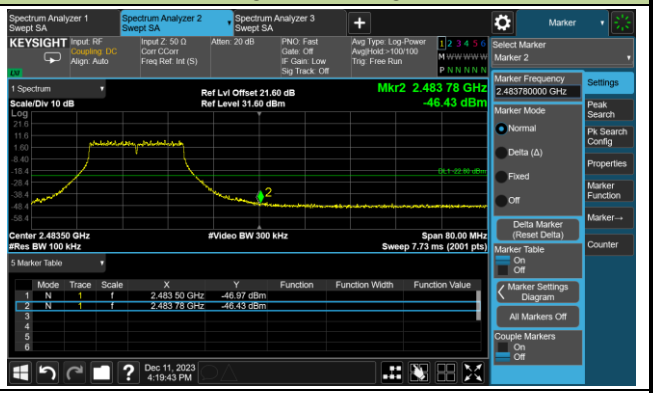
Spurious Emission	
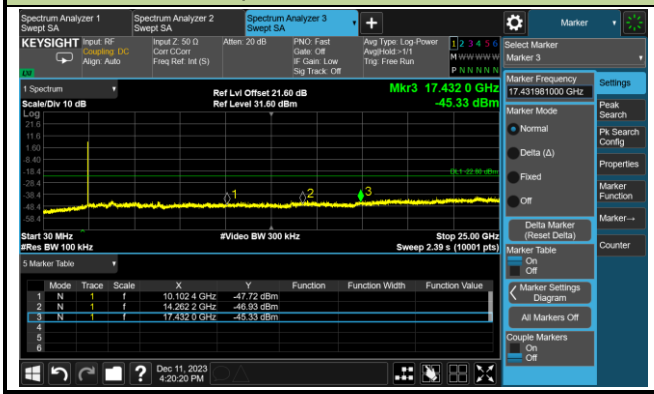	

802.11n-HT20 Out-of-Band Emissions – Ant 1	
Channel 11 (2462MHz)	
100kHz PSD Reference Level	High Band Edge
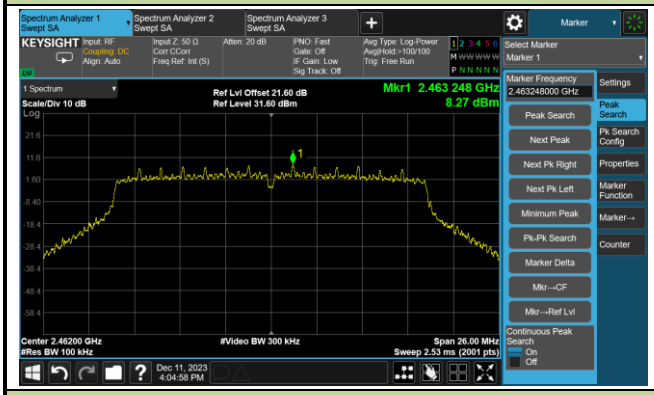	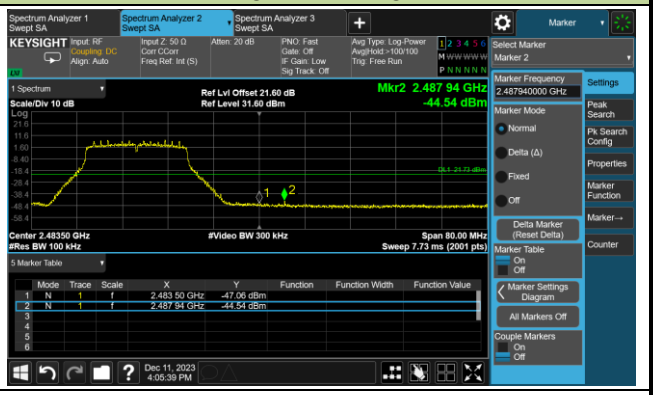
Spurious Emission	
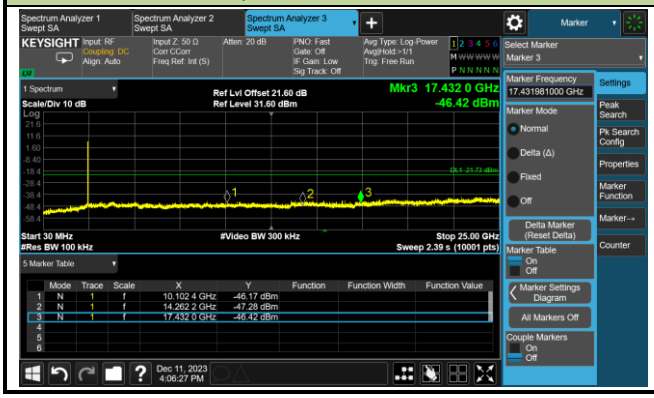	

802.11ax-HE20 Out-of-Band Emissions – Ant 1	
Channel 11 (2462MHz)	
100kHz PSD Reference Level	High Band Edge
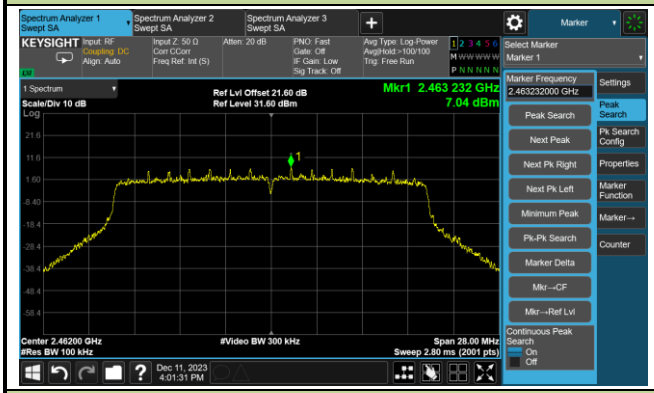	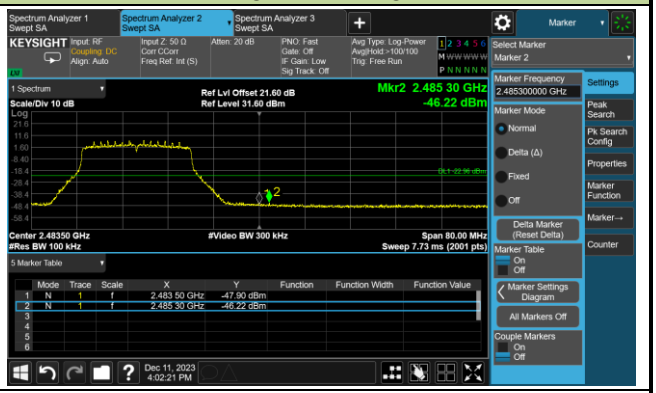
Spurious Emission	
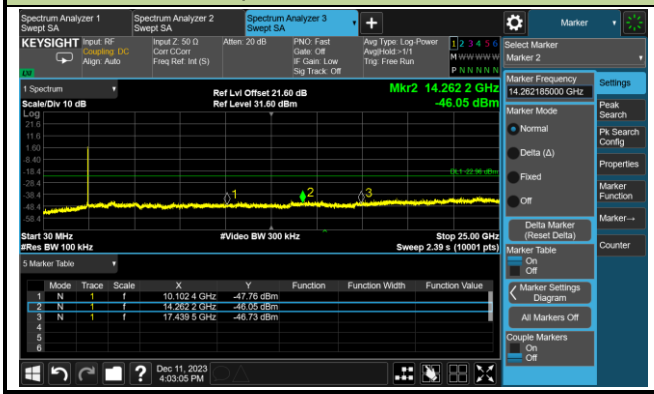	

6. Radiated Spurious Emission Measurement Test Result

Filter 1#

Test Site	WZ-AC1	Test Engineer	Carl Jiang
Test Date	2023-09-15	Test Mode	802.11b
Remark:	1. Average measurement was not performed if peak level lower than average limit. 2. Other frequency was 20dB below limit line within 1-18GHz, there is not show in the report.		

Test Channel	Frequency (MHz)	Reading Level (dBμV)	Factor (dB/m)	Measure Level (dBμV/m)	Limit (dBμV/m)	Margin (dB)	Detector	Polarization
01	8454.5	36.0	9.2	45.2	74.0	-28.8	Peak	Horizontal
	11242.5	36.8	13.4	50.2	74.0	-23.8	Peak	Horizontal
	12007.5	36.2	12.4	48.6	74.0	-25.4	Peak	Horizontal
	8157.0	35.7	9.3	45.0	74.0	-29.0	Peak	Vertical
	11166.0	35.9	13.7	49.6	74.0	-24.4	Peak	Vertical
	12092.5	36.6	12.4	49.0	74.0	-25.0	Peak	Vertical
06	8335.5	35.8	8.6	44.4	74.0	-29.6	Peak	Horizontal
	11149.0	36.0	13.8	49.8	74.0	-24.2	Peak	Horizontal
	11650.5	36.6	12.8	49.4	74.0	-24.6	Peak	Horizontal
	8276.0	34.5	8.5	43.0	74.0	-31.0	Peak	Vertical
	11208.5	36.2	13.3	49.5	74.0	-24.5	Peak	Vertical
	12118.0	34.7	12.5	47.2	74.0	-26.8	Peak	Vertical
11	8395.0	35.8	8.9	44.7	74.0	-29.3	Peak	Horizontal
	10783.5	35.3	14.1	49.4	74.0	-24.6	Peak	Horizontal
	11659.0	36.2	12.8	49.0	74.0	-25.0	Peak	Horizontal
	8284.5	34.9	8.6	43.5	74.0	-30.5	Peak	Vertical
	11132.0	36.3	13.5	49.8	74.0	-24.2	Peak	Vertical
	12152.0	36.0	12.5	48.5	74.0	-25.5	Peak	Vertical

Note: Measure Level (dBμV/m) = Reading Level (dBμV) + Factor (dB/m)

Factor (dB/m) = Cable Loss (dB) + Antenna Factor (dB/m) - Pre_Amplifier Gain (dB)

Test Site	WZ-AC1	Test Engineer	Carl Jiang
Test Date	2023-09-15	Test Mode	802.11g
Remark:	1. Average measurement was not performed if peak level lower than average limit. 2. Other frequency was 20dB below limit line within 1-18GHz, there is not show in the report.		

Test Channel	Frequency (MHz)	Reading Level (dBμV)	Factor (dB/m)	Measure Level (dBμV/m)	Limit (dBμV/m)	Margin (dB)	Detector	Polarization
01	8378.0	36.4	8.9	45.3	74.0	-28.7	Peak	Horizontal
	10919.5	35.7	14.0	49.7	74.0	-24.3	Peak	Horizontal
	12007.5	35.2	12.4	47.6	74.0	-26.4	Peak	Horizontal
	8225.0	36.1	8.8	44.9	74.0	-29.1	Peak	Vertical
	11242.5	36.4	13.4	49.8	74.0	-24.2	Peak	Vertical
	11676.0	36.6	12.9	49.5	74.0	-24.5	Peak	Vertical
06	8148.5	36.2	9.3	45.5	74.0	-28.5	Peak	Horizontal
	11021.5	34.0	14.1	48.1	74.0	-25.9	Peak	Horizontal
	11480.5	36.1	13.6	49.7	74.0	-24.3	Peak	Horizontal
	8429.0	34.3	8.9	43.2	74.0	-30.8	Peak	Vertical
	10783.5	35.4	14.1	49.5	74.0	-24.5	Peak	Vertical
	11599.5	36.0	13.2	49.2	74.0	-24.8	Peak	Vertical
11	7536.5	34.4	8.5	42.9	74.0	-31.1	Peak	Horizontal
	10945.0	35.2	14.1	49.3	74.0	-24.7	Peak	Horizontal
	11489.0	36.3	13.8	50.1	74.0	-23.9	Peak	Horizontal
	8310.0	34.8	8.7	43.5	74.0	-30.5	Peak	Vertical
	11446.5	34.7	13.6	48.3	74.0	-25.7	Peak	Vertical
	12347.5	34.6	12.3	46.9	74.0	-27.1	Peak	Vertical

Note: Measure Level (dBμV/m) = Reading Level (dBμV) + Factor (dB/m)

Factor (dB/m) = Cable Loss (dB) + Antenna Factor (dB/m) - Pre_Amplifier Gain (dB)

Test Site	WZ-AC1	Test Engineer	Carl Jiang
Test Date	2023-09-15	Test Mode	802.11n-HT20
Remark:	1. Average measurement was not performed if peak level lower than average limit. 2. Other frequency was 20dB below limit line within 1-18GHz, there is not show in the report.		

Test Channel	Frequency (MHz)	Reading Level (dBμV)	Factor (dB/m)	Measure Level (dBμV/m)	Limit (dBμV/m)	Margin (dB)	Detector	Polarization
01	7604.5	33.9	8.3	42.2	74.0	-31.8	Peak	Horizontal
	11098.0	33.1	13.9	47.0	74.0	-27.0	Peak	Horizontal
	11472.0	36.2	13.4	49.6	74.0	-24.4	Peak	Horizontal
	7672.5	34.8	8.0	42.8	74.0	-31.2	Peak	Vertical
	10987.5	34.3	14.3	48.6	74.0	-25.4	Peak	Vertical
	12118.0	34.6	12.5	47.1	74.0	-26.9	Peak	Vertical
06	8310.0	35.4	8.7	44.1	74.0	-29.9	Peak	Horizontal
	10690.0	35.0	14.3	49.3	74.0	-24.7	Peak	Horizontal
	12330.5	35.0	12.3	47.3	74.0	-26.7	Peak	Horizontal
	8301.5	34.0	8.7	42.7	74.0	-31.3	Peak	Vertical
	11055.5	33.9	14.1	48.0	74.0	-26.0	Peak	Vertical
	12067.0	34.9	12.4	47.3	74.0	-26.7	Peak	Vertical
11	7443.0	35.3	8.6	43.9	74.0	-30.1	Peak	Horizontal
	10749.5	34.9	14.0	48.9	74.0	-25.1	Peak	Horizontal
	11642.0	35.8	12.7	48.5	74.0	-25.5	Peak	Horizontal
	8344.0	35.3	8.6	43.9	74.0	-30.1	Peak	Vertical
	10996.0	34.6	14.4	49.0	74.0	-25.0	Peak	Vertical
	12058.5	35.0	12.5	47.5	74.0	-26.5	Peak	Vertical

Note: Measure Level (dBμV/m) = Reading Level (dBμV) + Factor (dB/m)

Factor (dB/m) = Cable Loss (dB) + Antenna Factor (dB/m) - Pre_Amplifier Gain (dB)

Test Site	WZ-AC1	Test Engineer	Carl Jiang
Test Date	2023-09-15	Test Mode	802.11n-HT40
Remark:	1. Average measurement was not performed if peak level lower than average limit. 2. Other frequency was 20dB below limit line within 1-18GHz, there is not show in the report.		

Test Channel	Frequency (MHz)	Reading Level (dBμV)	Factor (dB/m)	Measure Level (dBμV/m)	Limit (dBμV/m)	Margin (dB)	Detector	Polarization
03	8208.0	35.3	8.9	44.2	74.0	-29.8	Peak	Horizontal
	10962.0	35.7	14.1	49.8	74.0	-24.2	Peak	Horizontal
	12058.5	35.7	12.5	48.2	74.0	-25.8	Peak	Horizontal
	8437.5	34.9	8.9	43.8	74.0	-30.2	Peak	Vertical
	10936.5	35.1	14.2	49.3	74.0	-24.7	Peak	Vertical
	11905.5	35.7	12.3	48.0	74.0	-26.0	Peak	Vertical
06	7502.5	35.0	8.5	43.5	74.0	-30.5	Peak	Horizontal
	11064.0	35.0	13.9	48.9	74.0	-25.1	Peak	Horizontal
	12169.0	35.1	12.5	47.6	74.0	-26.4	Peak	Horizontal
	8327.0	36.6	8.7	45.3	74.0	-28.7	Peak	Vertical
	10970.5	33.5	14.0	47.5	74.0	-26.5	Peak	Vertical
	11531.5	35.6	13.5	49.1	74.0	-24.9	Peak	Vertical
09	7477.0	35.6	8.6	44.2	74.0	-29.8	Peak	Horizontal
	11047.0	34.1	14.2	48.3	74.0	-25.7	Peak	Horizontal
	11684.5	33.8	12.8	46.6	74.0	-27.4	Peak	Horizontal
	8369.5	36.0	8.9	44.9	74.0	-29.1	Peak	Vertical
	10656.0	35.6	14.3	49.9	74.0	-24.1	Peak	Vertical
	12160.5	35.4	12.5	47.9	74.0	-26.1	Peak	Vertical

Note: Measure Level (dBμV/m) = Reading Level (dBμV) + Factor (dB/m)

Factor (dB/m) = Cable Loss (dB) + Antenna Factor (dB/m) - Pre_Amplifier Gain (dB)

Test Site	WZ-AC1	Test Engineer	Carl Jiang
Test Date	2023-09-15	Test Mode	802.11ax-HE20
Remark:	1. Average measurement was not performed if peak level lower than average limit. 2. Other frequency was 20dB below limit line within 1-18GHz, there is not show in the report.		

Test Channel	Frequency (MHz)	Reading Level (dBμV)	Factor (dB/m)	Measure Level (dBμV/m)	Limit (dBμV/m)	Margin (dB)	Detector	Polarization
01	8284.5	34.3	8.6	42.9	74.0	-31.1	Peak	Horizontal
	11064.0	35.0	13.9	48.9	74.0	-25.1	Peak	Horizontal
	12101.0	34.6	12.4	47.0	74.0	-27.0	Peak	Horizontal
	8276.0	34.1	8.5	42.6	74.0	-31.4	Peak	Vertical
	10928.0	35.6	14.1	49.7	74.0	-24.3	Peak	Vertical
	12126.5	34.7	12.6	47.3	74.0	-26.7	Peak	Vertical
06	8301.5	35.1	8.7	43.8	74.0	-30.2	Peak	Horizontal
	11293.5	35.3	13.2	48.5	74.0	-25.5	Peak	Horizontal
	12390.0	35.2	11.9	47.1	74.0	-26.9	Peak	Horizontal
	8293.0	34.6	8.8	43.4	74.0	-30.6	Peak	Vertical
	10851.5	34.5	14.1	48.6	74.0	-25.4	Peak	Vertical
	11931.0	35.4	12.3	47.7	74.0	-26.3	Peak	Vertical
11	8352.5	34.7	8.7	43.4	74.0	-30.6	Peak	Horizontal
	10936.5	33.9	14.2	48.1	74.0	-25.9	Peak	Horizontal
	11497.5	35.8	13.7	49.5	74.0	-24.5	Peak	Horizontal
	8301.5	35.0	8.7	43.7	74.0	-30.3	Peak	Vertical
	11140.5	35.2	13.7	48.9	74.0	-25.1	Peak	Vertical
	11948.0	34.9	12.3	47.2	74.0	-26.8	Peak	Vertical

Note: Measure Level (dBμV/m) = Reading Level (dBμV) + Factor (dB/m)

Factor (dB/m) = Cable Loss (dB) + Antenna Factor (dB/m) - Pre_Amplifier Gain (dB)

Test Site	WZ-AC1	Test Engineer	Carl Jiang
Test Date	2023-09-15	Test Mode	802.11ax-HE40
Remark:	1. Average measurement was not performed if peak level lower than average limit. 2. Other frequency was 20dB below limit line within 1-18GHz, there is not show in the report.		

Test Channel	Frequency (MHz)	Reading Level (dBμV)	Factor (dB/m)	Measure Level (dBμV/m)	Limit (dBμV/m)	Margin (dB)	Detector	Polarization
03	8310.0	35.0	8.7	43.7	74.0	-30.3	Peak	Horizontal
	11038.5	34.3	14.1	48.4	74.0	-25.6	Peak	Horizontal
	12084.0	36.6	12.5	49.1	74.0	-24.9	Peak	Horizontal
	8250.5	35.2	8.7	43.9	74.0	-30.1	Peak	Vertical
	10860.0	34.9	14.0	48.9	74.0	-25.1	Peak	Vertical
	11684.5	35.8	12.8	48.6	74.0	-25.4	Peak	Vertical
06	8310.0	34.3	8.7	43.0	74.0	-31.0	Peak	Horizontal
	10996.0	34.3	14.4	48.7	74.0	-25.3	Peak	Horizontal
	12339.0	35.4	12.3	47.7	74.0	-26.3	Peak	Horizontal
	8199.5	33.8	8.9	42.7	74.0	-31.3	Peak	Vertical
	11157.5	34.8	13.8	48.6	74.0	-25.4	Peak	Vertical
	12024.5	34.5	12.5	47.0	74.0	-27.0	Peak	Vertical
09	8250.5	35.0	8.7	43.7	74.0	-30.3	Peak	Horizontal
	10996.0	34.9	14.4	49.3	74.0	-24.7	Peak	Horizontal
	11463.5	36.2	13.5	49.7	74.0	-24.3	Peak	Horizontal
	7460.0	35.6	8.6	44.2	74.0	-29.8	Peak	Vertical
	10885.5	35.3	14.0	49.3	74.0	-24.7	Peak	Vertical
	11667.5	35.3	12.8	48.1	74.0	-25.9	Peak	Vertical

Note: Measure Level (dBμV/m) = Reading Level (dBμV) + Factor (dB/m)

Factor (dB/m) = Cable Loss (dB) + Antenna Factor (dB/m) - Pre_Amplifier Gain (dB)

Filter 2#

Test Site	WZ-AC1	Test Engineer	Carl Jiang
Test Date	2023-10-07	Test Mode	802.11b
Remark:	1. Average measurement was not performed if peak level lower than average limit. 2. Other frequency was 20dB below limit line within 1-18GHz, there is not show in the report.		

Test Channel	Frequency (MHz)	Reading Level (dBμV)	Factor (dB/m)	Measure Level (dBμV/m)	Limit (dBμV/m)	Margin (dB)	Detector	Polarization
01	4340.5	32.9	2.1	35.0	74.0	-39.0	Peak	Horizontal
	7468.5	32.5	11.4	43.9	74.0	-30.1	Peak	Horizontal
	10817.5	30.4	17.5	47.9	74.0	-26.1	Peak	Horizontal
	3890.0	31.6	0.3	31.9	74.0	-42.1	Peak	Vertical
	5080.0	30.6	3.8	34.4	74.0	-39.6	Peak	Vertical
	10962.0	32.5	16.9	49.4	74.0	-24.6	Peak	Vertical
06	3949.5	33.6	0.4	34.0	74.0	-40.0	Peak	Horizontal
	8471.5	35.8	12.1	47.9	74.0	-26.1	Peak	Horizontal
	11200.0	40.1	17.9	58.0	74.0	-16.0	Peak	Horizontal
	4825.0	35.7	3.8	39.5	74.0	-34.5	Peak	Vertical
	8446.0	31.6	12.1	43.7	74.0	-30.3	Peak	Vertical
	11123.5	33.5	17.4	50.9	74.0	-23.1	Peak	Vertical

Note: Measure Level (dBμV/m) = Reading Level (dBμV) + Factor (dB/m)

Factor (dB/m) = Cable Loss (dB) + Antenna Factor (dB/m) - Pre_Amplifier Gain (dB)

Test Site	WZ-AC1	Test Engineer	Carl Jiang
Test Date	2023-10-07	Test Mode	802.11g
Remark:	1. Average measurement was not performed if peak level lower than average limit. 2. Other frequency was 20dB below limit line within 1-18GHz, there is not show in the report.		

Test Channel	Frequency (MHz)	Reading Level (dBμV)	Factor (dB/m)	Measure Level (dBμV/m)	Limit (dBμV/m)	Margin (dB)	Detector	Polarization
01	4825.0	36.5	3.8	40.3	74.0	-33.7	Peak	Horizontal
	7400.5	37.1	11.6	48.7	74.0	-25.3	Peak	Horizontal
	11540.0	24.7	17.1	41.8	74.0	-32.2	Peak	Horizontal
	3898.5	35.7	0.3	36.0	74.0	-38.0	Peak	Vertical
	5020.5	33.8	3.7	37.5	74.0	-36.5	Peak	Vertical
	11132.0	30.6	17.3	47.9	74.0	-26.1	Peak	Vertical
06	4663.5	40.2	3.2	43.4	74.0	-30.6	Peak	Horizontal
	7383.5	30.5	11.5	42.0	74.0	-32.0	Peak	Horizontal
	10902.5	32.7	17.3	50.0	74.0	-24.0	Peak	Horizontal
	4349.0	33.7	2.2	35.9	74.0	-38.1	Peak	Vertical
	4918.5	38.5	3.8	42.3	74.0	-31.7	Peak	Vertical
	11208.5	34.6	17.8	52.4	74.0	-21.6	Peak	Vertical

Note: Measure Level (dBμV/m) = Reading Level (dBμV) + Factor (dB/m)

Factor (dB/m) = Cable Loss (dB) + Antenna Factor (dB/m) - Pre_Amplifier Gain (dB)

Test Site	WZ-AC1	Test Engineer	Carl Jiang
Test Date	2023-10-07	Test Mode	802.11n-HT20
Remark:	1. Average measurement was not performed if peak level lower than average limit. 2. Other frequency was 20dB below limit line within 1-18GHz, there is not show in the report.		

Test Channel	Frequency (MHz)	Reading Level (dBμV)	Factor (dB/m)	Measure Level (dBμV/m)	Limit (dBμV/m)	Margin (dB)	Detector	Polarization
01	3890.0	35.4	0.3	35.7	74.0	-38.3	Peak	Horizontal
	7528.0	33.6	11.4	45.0	74.0	-29.0	Peak	Horizontal
	10996.0	32.7	17.3	50.0	74.0	-24.0	Peak	Horizontal
	4697.5	34.1	3.6	37.7	74.0	-36.3	Peak	Vertical
	8454.5	33.6	12.1	45.7	74.0	-28.3	Peak	Vertical
	11208.5	32.8	17.8	50.6	74.0	-23.4	Peak	Vertical
06	3890.0	35.8	0.3	36.1	74.0	-37.9	Peak	Horizontal
	4867.5	35.1	3.8	38.9	74.0	-35.1	Peak	Horizontal
	10911.0	33.4	17.6	51.0	74.0	-23.0	Peak	Horizontal
	4272.5	34.7	1.7	36.4	74.0	-37.6	Peak	Vertical
	5088.5	32.6	3.9	36.5	74.0	-37.5	Peak	Vertical
	11072.5	31.9	17.2	49.1	74.0	-24.9	Peak	Vertical

Note: Measure Level (dBμV/m) = Reading Level (dBμV) + Factor (dB/m)

Factor (dB/m) = Cable Loss (dB) + Antenna Factor (dB/m) - Pre_Amplifier Gain (dB)

Test Site	WZ-AC1	Test Engineer	Carl Jiang
Test Date	2023-10-07	Test Mode	802.11n-HT40
Remark:	1. Average measurement was not performed if peak level lower than average limit. 2. Other frequency was 20dB below limit line within 1-18GHz, there is not show in the report.		

Test Channel	Frequency (MHz)	Reading Level (dBμV)	Factor (dB/m)	Measure Level (dBμV/m)	Limit (dBμV/m)	Margin (dB)	Detector	Polarization
03	4757.0	33.5	3.8	37.3	74.0	-36.7	Peak	Horizontal
	7672.5	32.7	11.3	44.0	74.0	-30.0	Peak	Horizontal
	11115.0	36.8	17.5	54.3	74.0	-19.7	Peak	Horizontal
	4952.5	36.1	3.7	39.8	74.0	-34.2	Peak	Vertical
	7417.5	32.6	11.9	44.5	74.0	-29.5	Peak	Vertical
	10953.5	33.6	16.8	50.4	74.0	-23.6	Peak	Vertical
Note: Measure Level (dBμV/m) = Reading Level (dBμV) + Factor (dB/m) Factor (dB/m) = Cable Loss (dB) + Antenna Factor (dB/m) - Pre_Amplifier Gain (dB)								

Test Site	WZ-AC1	Test Engineer	Carl Jiang
Test Date	2023-10-07	Test Mode	802.11ax-HE20
Remark:	1. Average measurement was not performed if peak level lower than average limit. 2. Other frequency was 20dB below limit line within 1-18GHz, there is not show in the report.		

Test Channel	Frequency (MHz)	Reading Level (dBμV)	Factor (dB/m)	Measure Level (dBμV/m)	Limit (dBμV/m)	Margin (dB)	Detector	Polarization
01	4391.5	34.9	2.2	37.1	74.0	-36.9	Peak	Horizontal
	7409.0	31.5	11.7	43.2	74.0	-30.8	Peak	Horizontal
	10996.0	31.3	17.3	48.6	74.0	-25.4	Peak	Horizontal
	3873.0	37.0	0.2	37.2	74.0	-36.8	Peak	Vertical
	4706.0	35.1	3.7	38.8	74.0	-35.2	Peak	Vertical
	10911.0	32.4	17.6	50.0	74.0	-24.0	Peak	Vertical
06	4833.5	35.5	3.8	39.3	74.0	-34.7	Peak	Horizontal
	7596.0	32.8	11.3	44.1	74.0	-29.9	Peak	Horizontal
	11089.5	32.3	16.9	49.2	74.0	-24.8	Peak	Horizontal
	3958.0	37.5	0.5	38.0	74.0	-36.0	Peak	Vertical
	7392.0	31.9	11.4	43.3	74.0	-30.7	Peak	Vertical
	10911.0	31.6	17.6	49.2	74.0	-24.8	Peak	Vertical

Note: Measure Level (dBμV/m) = Reading Level (dBμV) + Factor (dB/m)

Factor (dB/m) = Cable Loss (dB) + Antenna Factor (dB/m) - Pre_Amplifier Gain (dB)

Test Site	WZ-AC1	Test Engineer	Carl Jiang
Test Date	2023-10-07	Test Mode	802.11ax-HE40
Remark:	1. Average measurement was not performed if peak level lower than average limit. 2. Other frequency was 20dB below limit line within 1-18GHz, there is not show in the report.		

Test Channel	Frequency (MHz)	Reading Level (dBμV)	Factor (dB/m)	Measure Level (dBμV/m)	Limit (dBμV/m)	Margin (dB)	Detector	Polarization
03	3907.0	36.3	0.2	36.5	74.0	-37.5	Peak	Horizontal
	4986.5	35.8	3.7	39.5	74.0	-34.5	Peak	Horizontal
	10732.5	32.7	16.5	49.2	74.0	-24.8	Peak	Horizontal
	3949.5	36.3	0.4	36.7	74.0	-37.3	Peak	Vertical
	4842.0	35.1	3.8	38.9	74.0	-35.1	Peak	Vertical
	10953.5	32.6	16.8	49.4	74.0	-24.6	Peak	Vertical
Note: Measure Level (dBμV/m) = Reading Level (dBμV) + Factor (dB/m) Factor (dB/m) = Cable Loss (dB) + Antenna Factor (dB/m) - Pre_Amplifier Gain (dB)								

Filter 3#

Test Site	WZ-AC1	Test Engineer	Carl Jiang
Test Date	2023-12-19	Test Mode	802.11b
Remark:	1. Average measurement was not performed if peak level lower than average limit. 2. Other frequency was 20dB below limit line within 1-18GHz, there is not show in the report.		

Test Channel	Frequency (MHz)	Reading Level (dBμV)	Factor (dB/m)	Measure Level (dBμV/m)	Limit (dBμV/m)	Margin (dB)	Detector	Polarization
11	7494.0	36.3	8.6	44.9	74.0	-29.1	Peak	Horizontal
	8072.0	36.3	9.2	45.5	74.0	-28.5	Peak	Horizontal
	11497.5	35.5	13.7	49.2	74.0	-24.8	Peak	Horizontal
	7451.5	37.0	8.6	45.6	74.0	-28.4	Peak	Vertical
	8182.5	36.6	8.9	45.5	74.0	-28.5	Peak	Vertical
	10996.0	35.9	14.4	50.3	74.0	-23.7	Peak	Vertical
Note: Measure Level (dBμV/m) = Reading Level (dBμV) + Factor (dB/m) Factor (dB/m) = Cable Loss (dB) + Antenna Factor (dB/m) - Pre_Amplifier Gain (dB)								

Test Site	WZ-AC1	Test Engineer	Carl Jiang
Test Date	2023-12-19	Test Mode	802.11g
Remark:	1. Average measurement was not performed if peak level lower than average limit. 2. Other frequency was 20dB below limit line within 1-18GHz, there is not show in the report.		

Test Channel	Frequency (MHz)	Reading Level (dBμV)	Factor (dB/m)	Measure Level (dBμV/m)	Limit (dBμV/m)	Margin (dB)	Detector	Polarization
11	7434.5	36.5	8.5	45.0	74.0	-29.0	Peak	Horizontal
	8080.5	35.7	9.2	44.9	74.0	-29.1	Peak	Horizontal
	11089.5	35.2	13.9	49.1	74.0	-24.9	Peak	Horizontal
	7434.5	36.8	8.5	45.3	74.0	-28.7	Peak	Vertical
	8420.5	35.7	9.0	44.7	74.0	-29.3	Peak	Vertical
	10894.0	35.6	14.0	49.6	74.0	-24.4	Peak	Vertical
Note: Measure Level (dBμV/m) = Reading Level (dBμV) + Factor (dB/m) Factor (dB/m) = Cable Loss (dB) + Antenna Factor (dB/m) - Pre_Amplifier Gain (dB)								

Test Site	WZ-AC1	Test Engineer	Carl Jiang
Test Date	2023-12-19	Test Mode	802.11n-HT20
Remark:	1. Average measurement was not performed if peak level lower than average limit. 2. Other frequency was 20dB below limit line within 1-18GHz, there is not show in the report.		

Test Channel	Frequency (MHz)	Reading Level (dBμV)	Factor (dB/m)	Measure Level (dBμV/m)	Limit (dBμV/m)	Margin (dB)	Detector	Polarization
11	7570.5	36.5	8.3	44.8	74.0	-29.2	Peak	Horizontal
	8250.5	36.0	8.7	44.7	74.0	-29.3	Peak	Horizontal
	11072.5	35.3	14.0	49.3	74.0	-24.7	Peak	Horizontal
	7375.0	36.2	8.6	44.8	74.0	-29.2	Peak	Vertical
	8463.0	36.7	9.3	46.0	74.0	-28.0	Peak	Vertical
	11693.0	36.3	12.7	49.0	74.0	-25.0	Peak	Vertical

Note: Measure Level (dBμV/m) = Reading Level (dBμV) + Factor (dB/m)

Factor (dB/m) = Cable Loss (dB) + Antenna Factor (dB/m) - Pre_Amplifier Gain (dB)

Test Site	WZ-AC1	Test Engineer	Carl Jiang
Test Date	2023-12-19	Test Mode	802.11ax-HE20
Remark:	1. Average measurement was not performed if peak level lower than average limit. 2. Other frequency was 20dB below limit line within 1-18GHz, there is not show in the report.		

Test Channel	Frequency (MHz)	Reading Level (dBμV)	Factor (dB/m)	Measure Level (dBμV/m)	Limit (dBμV/m)	Margin (dB)	Detector	Polarization
11	7324.0	37.6	8.2	45.8	74.0	-28.2	Peak	Horizontal
	8446.0	36.5	9.0	45.5	74.0	-28.5	Peak	Horizontal
	11446.5	35.3	13.6	48.9	74.0	-25.1	Peak	Horizontal
	7375.0	36.2	8.6	44.8	74.0	-29.2	Peak	Vertical
	8463.0	36.7	9.3	46.0	74.0	-28.0	Peak	Vertical
	11693.0	36.3	12.7	49.0	74.0	-25.0	Peak	Vertical
Note: Measure Level (dBμV/m) = Reading Level (dBμV) + Factor (dB/m) Factor (dB/m) = Cable Loss (dB) + Antenna Factor (dB/m) - Pre_Amplifier Gain (dB)								

The Result of Radiated Emission below 1GHz:

Site: WZ-AC1	Test Date: 2023-10-12
Limit: FCC_Part 15.209_RSE(3m)	Engineer: Carl Jiang
Probe: FMZB1519_0.009-30MHz	Polarity: Coaxial
EUT: ACCESS POINT	Power: By PoE
Test Mode: Transmit by 802.11b at 2462MHz	

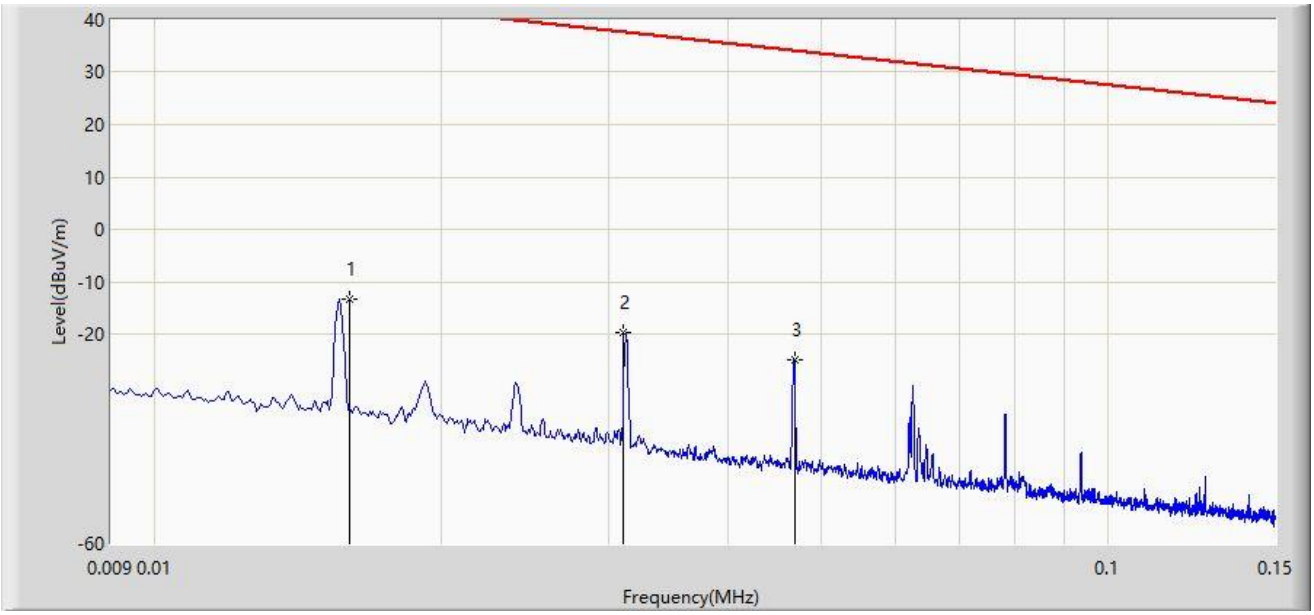

No	Mark	Frequency (MHz)	Measure Level (dBμV/m)	Reading Level (dBμV)	Margin (dB)	Limit (dBμV/m)	Factor (dB/m)	Type
1	*	0.016	-13.337	66.627	-56.843	43.505	-79.964	PK
2		0.031	-19.718	60.243	-57.481	37.764	-79.961	PK
3		0.047	-24.924	55.033	-59.075	34.151	-79.957	PK

Note 1: " * ", means this data is the worst emission level.

Note 2: Measure Level (dBμV/m) = Reading Level (dBμV) + Factor (dB/m).

Note 3: Factor (dB/m) = Cable Loss (dB) + Antenna Factor (dB/m).

Note 4: Quasi-Peak measurement was not performed when peak measure level was lower than the quasi-peak limit.

Site: WZ-AC1	Test Date: 2023-10-12
Limit: FCC_Part 15.209_RSE(3m)	Engineer: Carl Jiang
Probe: FMZB1519_0.009-30MHz	Polarity: Coaxial
EUT: ACCESS POINT	Power: By PoE
Test Mode: Transmit by 802.11b at 2462MHz	

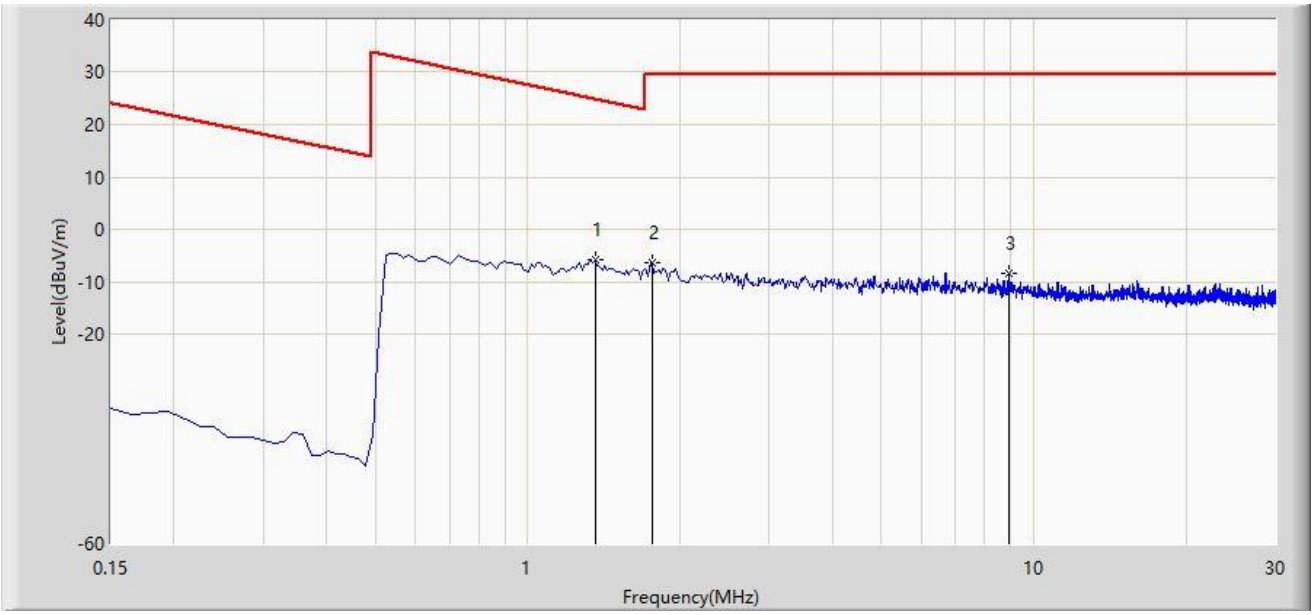

No	Mark	Frequency (MHz)	Measure Level (dBμV/m)	Reading Level (dBμV)	Margin (dB)	Limit (dBμV/m)	Factor (dB/m)	Type
1	*	1.359	-5.801	33.997	-30.766	24.965	-39.798	PK
2		1.762	-6.520	33.274	-36.020	29.500	-39.794	PK
3		8.926	-8.321	31.352	-37.821	29.500	-39.673	PK

Note 1: " * ", means this data is the worst emission level.

Note 2: Measure Level (dBμV/m) = Reading Level (dBμV) + Factor (dB/m).

Note 3: Factor (dB/m) = Cable Loss (dB) + Antenna Factor (dB/m).

Note 4: Quasi-Peak measurement was not performed when peak measure level was lower than the quasi-peak limit.

Site: WZ-AC1	Test Date: 2023-10-12
Limit: FCC_Part 15.209_RSE(3m)	Engineer: Carl Jiang
Probe: FMZB1519_0.009-30MHz	Polarity: Coplanar
EUT: ACCESS POINT	Power: By PoE
Test Mode: Transmit by 802.11b at 2462MHz	

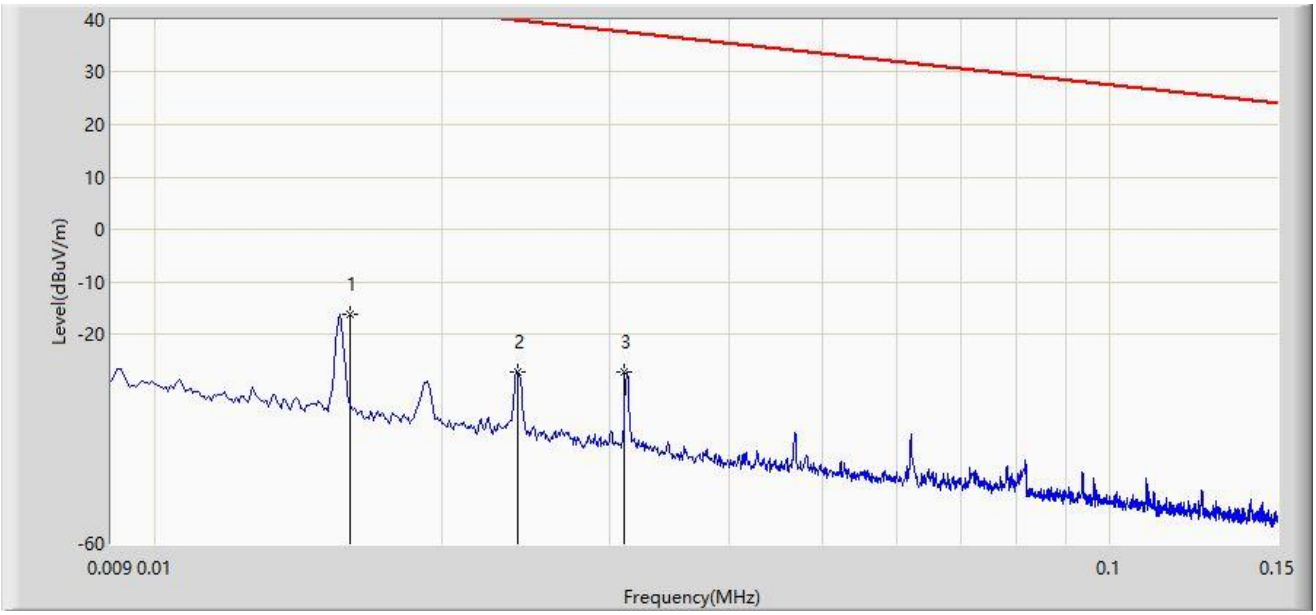

No	Mark	Frequency (MHz)	Measure Level (dBμV/m)	Reading Level (dBμV)	Margin (dB)	Limit (dBμV/m)	Factor (dB/m)	Type
1	*	0.016	-16.143	63.821	-59.649	43.505	-79.964	PK
2		0.024	-27.272	52.690	-67.258	39.985	-79.962	PK
3		0.031	-27.169	52.792	-64.932	37.764	-79.961	PK

Note 1: " * ", means this data is the worst emission level.

Note 2: Measure Level (dBμV/m) = Reading Level (dBμV) + Factor (dB/m).

Note 3: Factor (dB/m) = Cable Loss (dB) + Antenna Factor (dB/m).

Note 4: Quasi-Peak measurement was not performed when peak measure level was lower than the quasi-peak limit.

Site: WZ-AC1	Test Date: 2023-10-12
Limit: FCC_Part 15.209_RSE(3m)	Engineer: Carl Jiang
Probe: FMZB1519_0.009-30MHz	Polarity: Coplanar
EUT: ACCESS POINT	Power: By PoE
Test Mode: Transmit by 802.11b at 2462MHz	

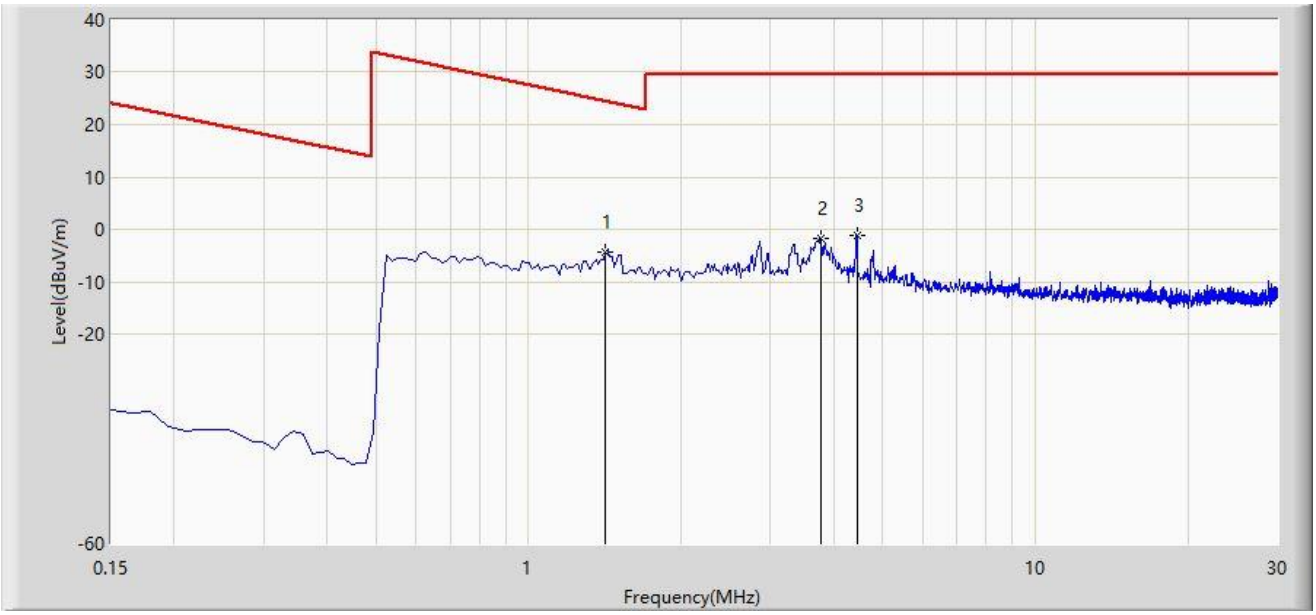

No	Mark	Frequency (MHz)	Measure Level (dBμV/m)	Reading Level (dBμV)	Margin (dB)	Limit (dBμV/m)	Factor (dB/m)	Type
1	*	1.419	-4.223	35.574	-28.813	24.590	-39.797	PK
2		3.762	-1.757	38.003	-31.257	29.500	-39.760	PK
3		4.448	-1.286	38.453	-30.786	29.500	-39.739	PK

Note 1: " * ", means this data is the worst emission level.

Note 2: Measure Level (dBμV/m) = Reading Level (dBμV) + Factor (dB/m).

Note 3: Factor (dB/m) = Cable Loss (dB) + Antenna Factor (dB/m).

Note 4: Quasi-Peak measurement was not performed when peak measure level was lower than the quasi-peak limit.

Site: WZ-AC1	Test Date: 2023-08-22
Limit: FCC_Part 15.209_RSE(3m)	Engineer: Carl Jiang
Probe: VULB 9168_25-2000MHz	Polarity: Horizontal
EUT: ACCESS POINT	Power: By PoE
Test Mode: Transmit by 802.11b at 2462MHz	

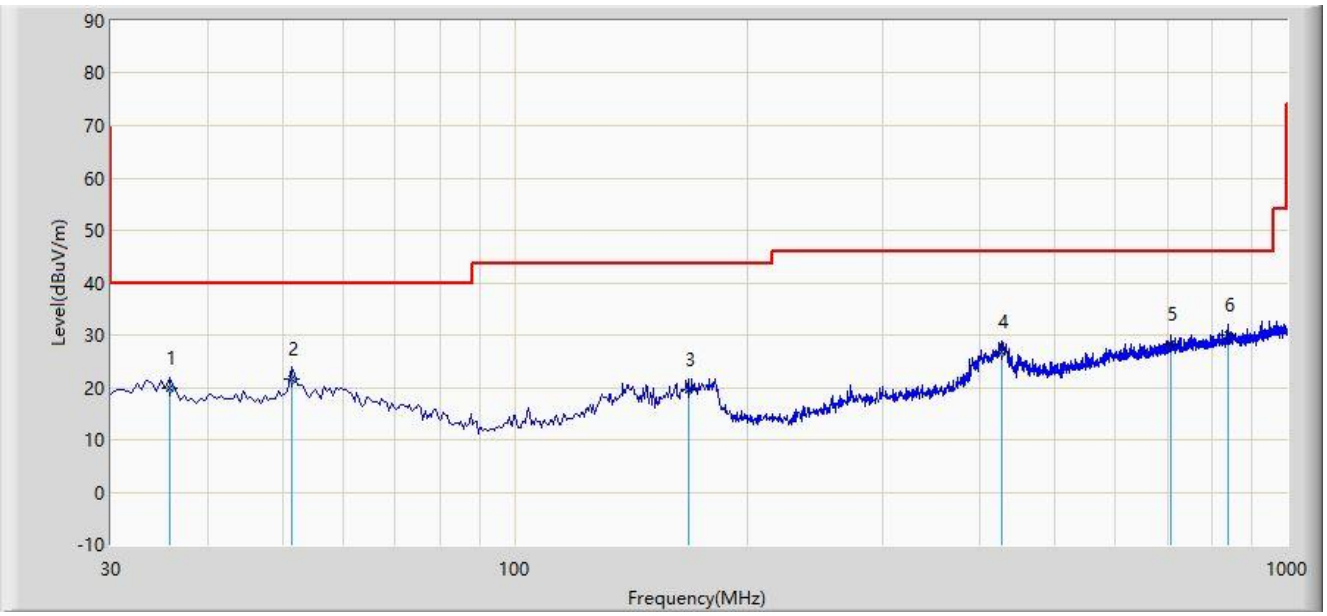

No	Mark	Frequency (MHz)	Measure Level (dBμV/m)	Reading Level (dBμV)	Margin (dB)	Limit (dBμV/m)	Factor (dB/m)	Type
1		35.820	19.783	2.210	-20.217	40.000	17.573	QP
2		51.340	21.722	3.140	-18.278	40.000	18.582	QP
3		167.740	19.591	1.540	-23.909	43.500	18.051	QP
4		426.730	26.870	5.140	-19.130	46.000	21.730	QP
5		707.545	28.286	1.340	-17.714	46.000	26.946	QP
6	*	837.525	30.058	1.140	-15.942	46.000	28.917	QP

Note 1: " * ", means this data is the worst emission level.

Note 2: Measure Level (dBμV/m) = Reading Level (dBμV) + Factor (dB/m).

Note 3: Factor (dB/m) = Cable Loss (dB) + Antenna Factor (dB/m).

Note 4: The amplitude of radiated emissions (frequency range from 9kHz to 30MHz and 18GHz to 25GHz) is that proximity to ambient noise, which also are attenuated more than 20 dB below the permissible value. Therefore, the data is not presented in the report.

Site: WZ-AC1	Test Date: 2023-08-22
Limit: FCC_Part 15.209_RSE(3m)	Engineer: Carl Jiang
Probe: VULB 9168_25-2000MHz	Polarity: Vertical
EUT: ACCESS POINT	Power: By PoE
Test Mode: Transmit by 802.11b at 2462MHz	

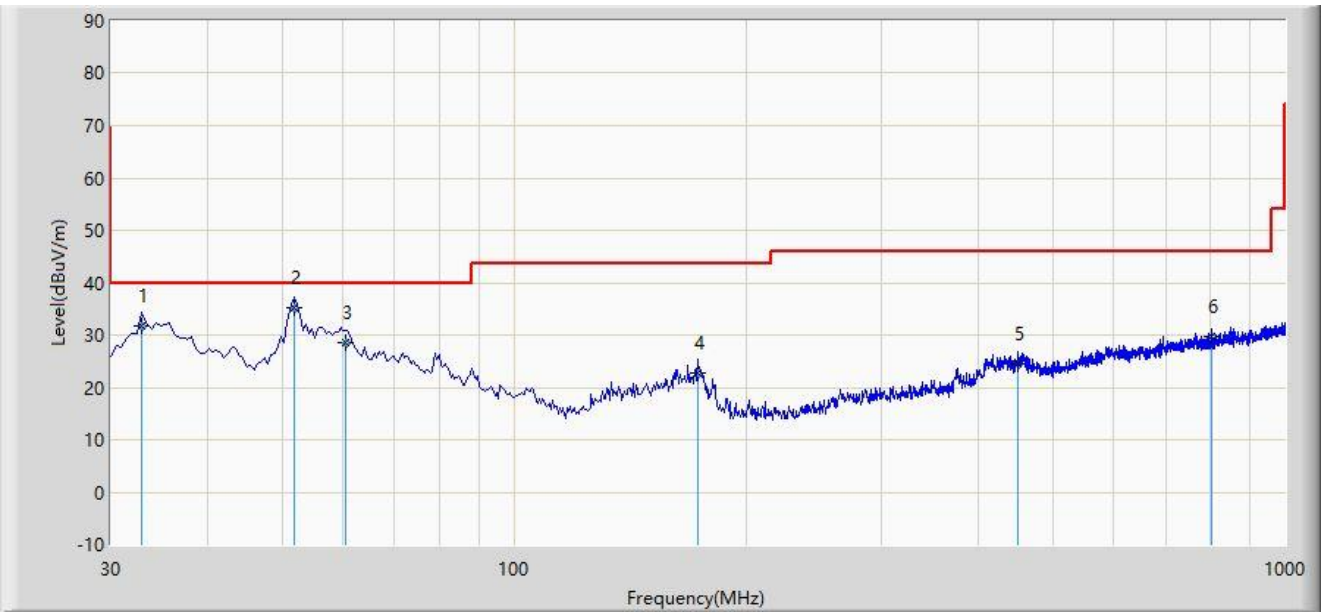

No	Mark	Frequency (MHz)	Measure Level (dBμV/m)	Reading Level (dBμV)	Margin (dB)	Limit (dBμV/m)	Factor (dB/m)	Type
1		32.910	31.599	14.240	-8.401	40.000	17.359	QP
2	*	51.825	35.114	16.540	-4.886	40.000	18.574	QP
3		60.555	28.437	10.540	-11.563	40.000	17.897	QP
4		173.075	22.808	5.140	-20.692	43.500	17.668	QP
5		450.495	24.573	2.140	-21.427	46.000	22.433	QP
6		804.545	29.625	1.240	-16.375	46.000	28.384	QP

Note 1: " * ", means this data is the worst emission level.

Note 2: Measure Level (dBμV/m) = Reading Level (dBμV) + Factor (dB/m).

Note 3: Factor (dB/m) = Cable Loss (dB) + Antenna Factor (dB/m).

Note 4: The amplitude of radiated emissions (frequency range from 9kHz to 30MHz and 18GHz to 25GHz) is that proximity to ambient noise, which also are attenuated more than 20 dB below the permissible value. Therefore, the data is not presented in the report.

Site: WZ-AC1	Test Date: 2023-09-22
Limit: FCC_Part 15.209_RSE(3m)	Engineer: Ajin Fan
Probe: BBHA9170_993_18-40GHz	Polarity: Horizontal
EUT: ACCESS POINT	Power: By PoE
Test Mode: Transmit by 802.11b at 2462MHz	

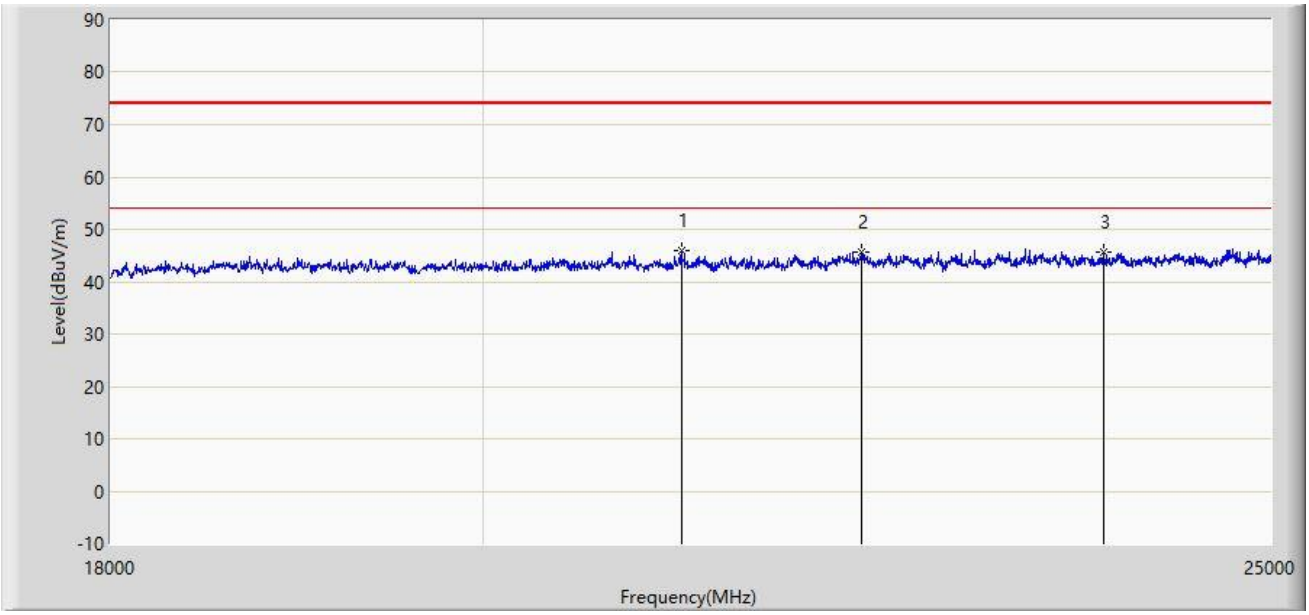

No	Mark	Frequency (MHz)	Measure Level (dBμV/m)	Reading Level (dBμV)	Margin (dB)	Limit (dBμV/m)	Factor (dB/m)	Type
1	*	21160.500	46.084	54.202	-27.916	74.000	-8.117	PK
2		22266.500	45.666	52.239	-28.334	74.000	-6.573	PK
3		23845.000	45.623	52.275	-28.377	74.000	-6.652	PK

Note 1: " * ", means this data is the worst emission level.

Note 2: Measure Level (dBμV/m) = Reading Level (dBμV) + Factor (dB/m).

Note 3: Factor (dB/m) = Cable Loss (dB) + Antenna Factor (dB/m) - Pre_Amplifier Gain (dB).

Note 4: Average measurement was not performed when peak measure level was lower than the average limit.

Site: WZ-AC1	Test Date: 2023-09-22
Limit: FCC_Part 15.209_RSE(3m)	Engineer: Ajin Fan
Probe: BBHA9170_993_18-40GHz	Polarity: Vertical
EUT: ACCESS POINT	Power: By PoE
Test Mode: Transmit by 802.11b at 2462MHz	

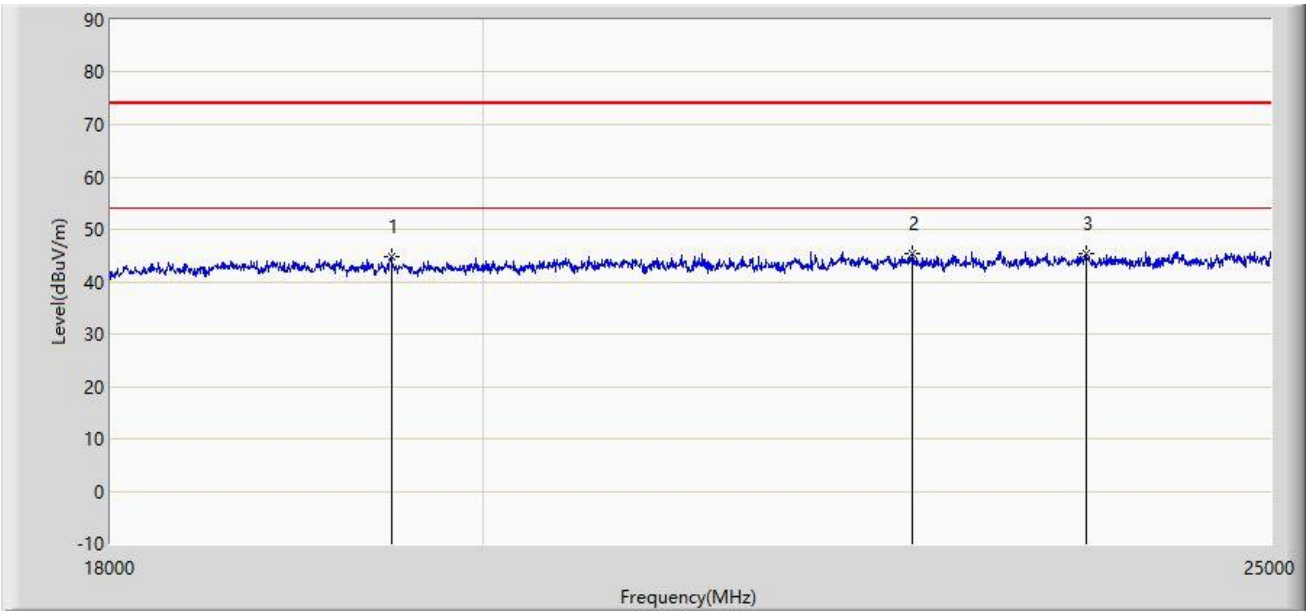

No	Mark	Frequency (MHz)	Measure Level (dBμV/m)	Reading Level (dBμV)	Margin (dB)	Limit (dBμV/m)	Factor (dB/m)	Type
1		19491.000	44.848	54.745	-29.152	74.000	-9.897	PK
2	*	22585.000	45.366	52.245	-28.634	74.000	-6.879	PK
3		23729.500	45.323	52.090	-28.677	74.000	-6.768	PK

Note 1: " * ", means this data is the worst emission level.

Note 2: Measure Level (dBμV/m) = Reading Level (dBμV) + Factor (dB/m).

Note 3: Factor (dB/m) = Cable Loss (dB) + Antenna Factor (dB/m) - Pre_Amplifier Gain (dB).

Note 4: Average measurement was not performed when peak measure level was lower than the average limit.

7. Radiated Restricted Band Edge Measurement Test Result

Filter 1#

Site: WZ-AC1	Test Date: 2023-09-05
Limit: FCC_2.4G_RE(3m)	Engineer: Ajin Fan
Probe: BBHA9120D_1167_1-18GHz	Polarity: Horizontal
EUT: ACCESS POINT	Power: By PoE
Test Mode: Transmit by 802.11b at 2412MHz	

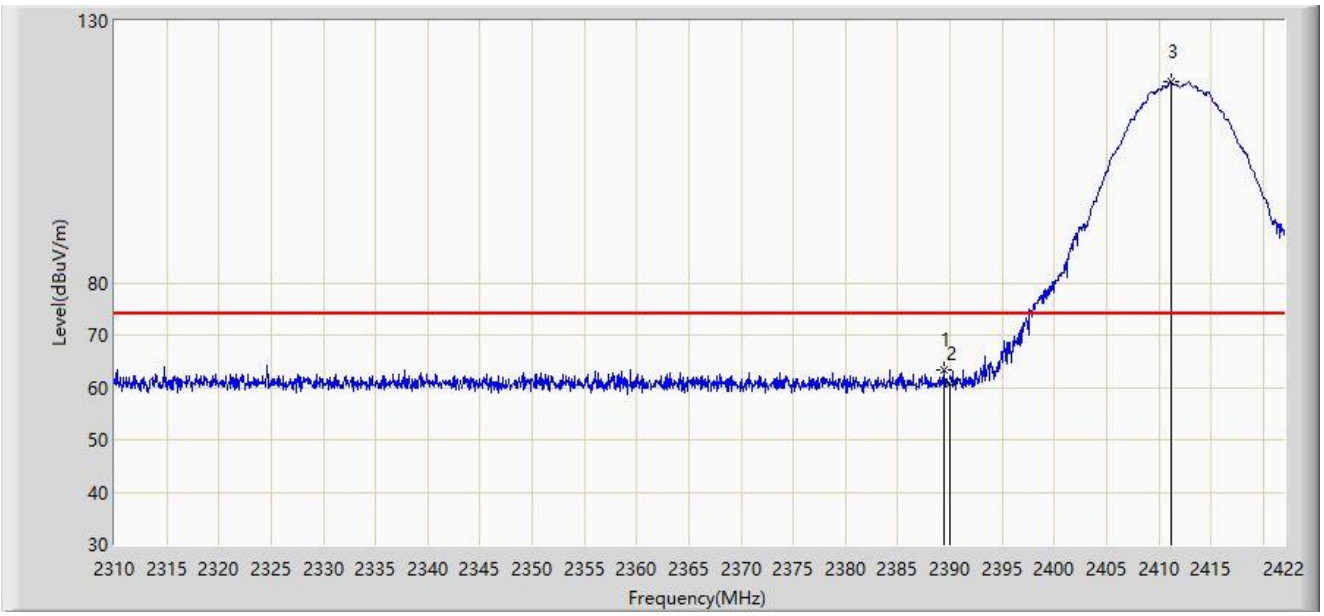

No	Mark	Frequency (MHz)	Measure Level (dBμV/m)	Reading Level (dBμV)	Margin (dB)	Limit (dBμV/m)	Factor (dB/m)	Type
1	*	2389.408	63.309	32.055	-10.691	74.000	31.255	PK
2		2390.000	60.703	29.449	-13.297	74.000	31.254	PK
3		2411.136	118.297	87.044	N/A	N/A	31.254	PK

Note 1: " * ", means this data is the worst emission level.

Note 2: Measure Level (dBμV/m) = Reading Level (dBμV) + Factor (dB/m).

Note 3: Factor (dB/m) = Cable Loss (dB) + Antenna Factor (dB/m).

Site: WZ-AC1	Test Date: 2023-09-05
Limit: FCC_2.4G_RE(3m)	Engineer: Ajin Fan
Probe: BBHA9120D_1167_1-18GHz	Polarity: Horizontal
EUT: ACCESS POINT	Power: By PoE
Test Mode: Transmit by 802.11b at 2412MHz	

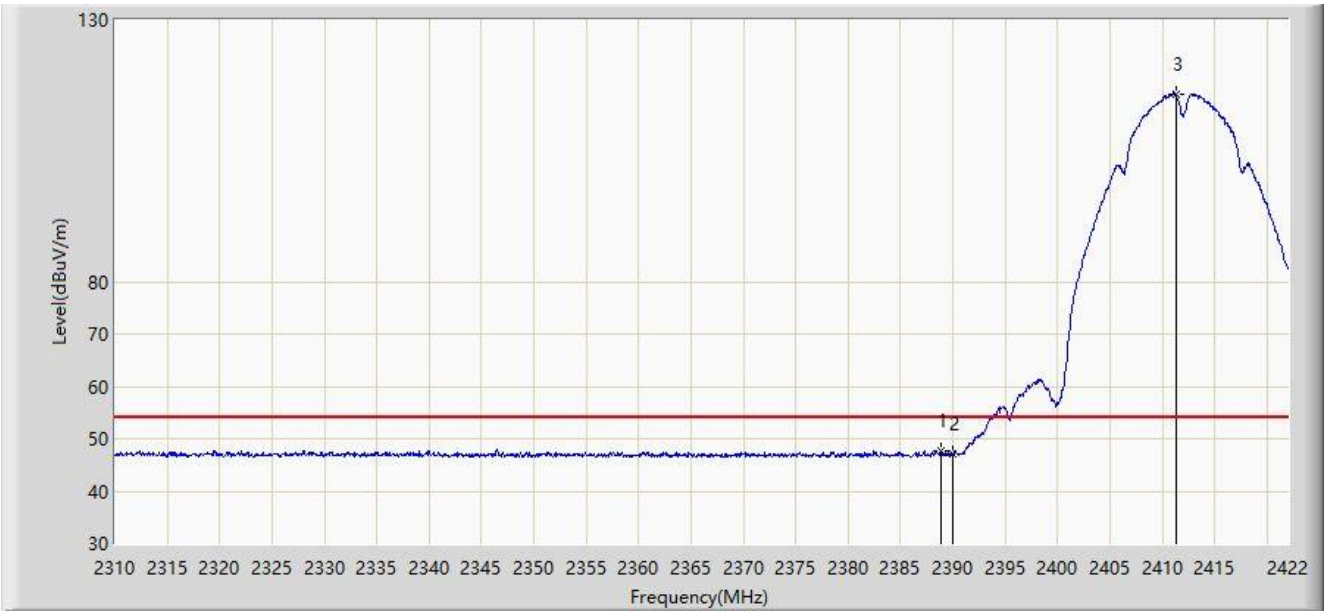

No	Mark	Frequency (MHz)	Measure Level (dBμV/m)	Reading Level (dBμV)	Margin (dB)	Limit (dBμV/m)	Factor (dB/m)	Type
1	*	2388.848	47.643	16.388	-6.357	54.000	31.254	AV
2		2390.000	47.052	15.798	-6.948	54.000	31.254	AV
3		2411.304	115.875	84.622	N/A	N/A	31.254	AV

Note 1: " * ", means this data is the worst emission level.

Note 2: Measure Level (dBμV/m) = Reading Level (dBμV) + Factor (dB/m).

Note 3: Factor (dB/m) = Cable Loss (dB) + Antenna Factor (dB/m).

Site: WZ-AC1	Test Date: 2023-09-05
Limit: FCC_2.4G_RE(3m)	Engineer: Ajin Fan
Probe: BBHA9120D_1167_1-18GHz	Polarity: Vertical
EUT: ACCESS POINT	Power: By PoE
Test Mode: Transmit by 802.11b at 2412MHz	

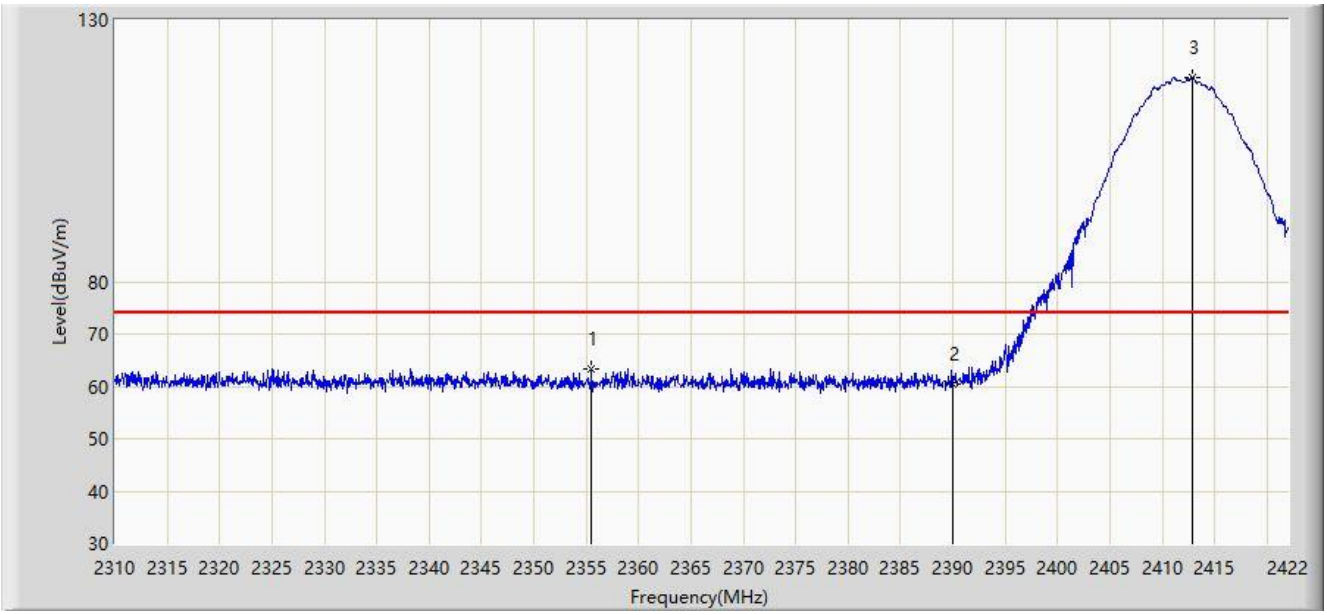

No	Mark	Frequency (MHz)	Measure Level (dBμV/m)	Reading Level (dBμV)	Margin (dB)	Limit (dBμV/m)	Factor (dB/m)	Type
1	*	2355.528	63.414	32.065	-10.586	74.000	31.349	PK
2		2390.000	60.291	29.037	-13.709	74.000	31.254	PK
3		2412.872	119.037	87.785	N/A	N/A	31.252	PK

Note 1: " * ", means this data is the worst emission level.

Note 2: Measure Level (dBμV/m) = Reading Level (dBμV) + Factor (dB/m).

Note 3: Factor (dB/m) = Cable Loss (dB) + Antenna Factor (dB/m).

Site: WZ-AC1	Test Date: 2023-09-05
Limit: FCC_2.4G_RE(3m)	Engineer: Ajin Fan
Probe: BBHA9120D_1167_1-18GHz	Polarity: Vertical
EUT: ACCESS POINT	Power: By PoE
Test Mode: Transmit by 802.11b at 2412MHz	

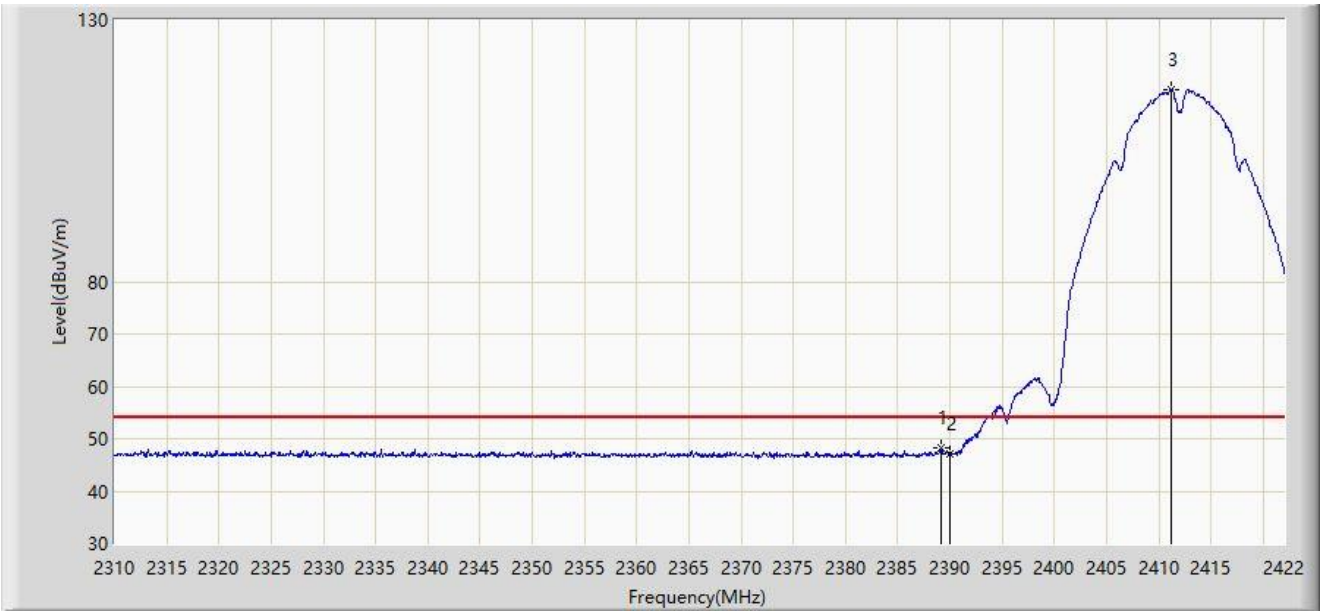

No	Mark	Frequency (MHz)	Measure Level (dBμV/m)	Reading Level (dBμV)	Margin (dB)	Limit (dBμV/m)	Factor (dB/m)	Type
1	*	2389.128	48.273	17.019	-5.727	54.000	31.254	AV
2		2390.000	47.246	15.992	-6.754	54.000	31.254	AV
3		2411.192	116.630	85.377	N/A	N/A	31.254	AV

Note 1: " * ", means this data is the worst emission level.

Note 2: Measure Level (dBμV/m) = Reading Level (dBμV) + Factor (dB/m).

Note 3: Factor (dB/m) = Cable Loss (dB) + Antenna Factor (dB/m).

Site: WZ-AC1	Test Date: 2023-09-05
Limit: FCC_2.4G_RE(3m)	Engineer: Ajin Fan
Probe: BBHA9120D_1167_1-18GHz	Polarity: Horizontal
EUT: ACCESS POINT	Power: By PoE
Test Mode: Transmit by 802.11b at 2437MHz	

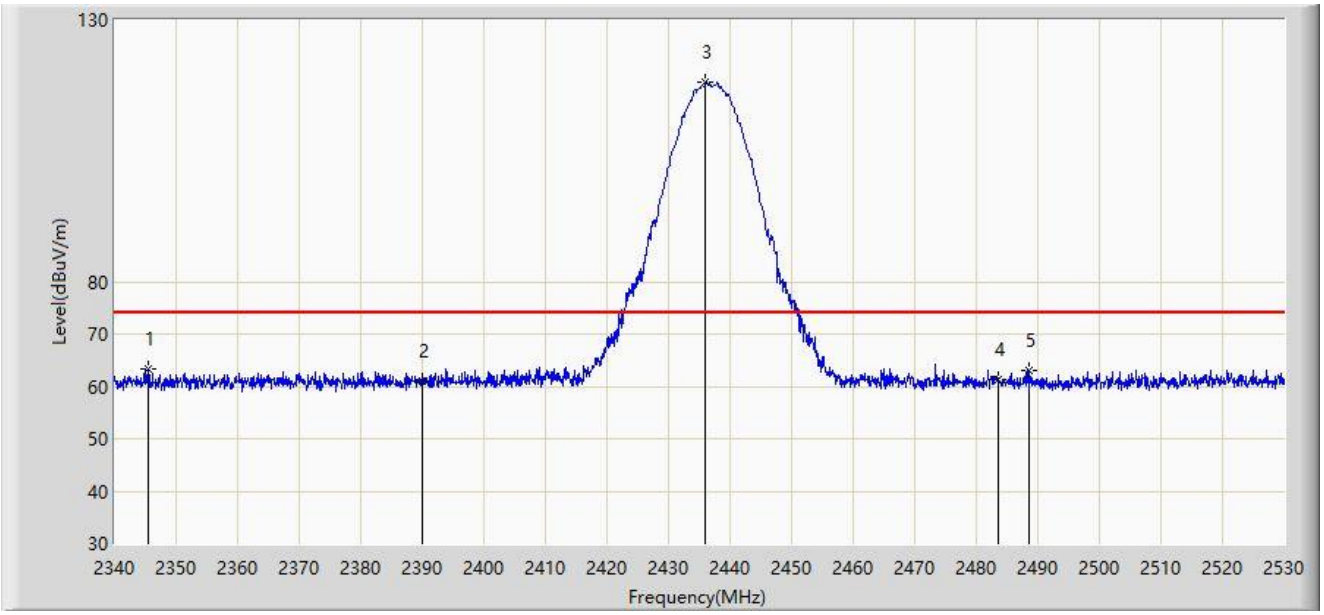

No	Mark	Frequency (MHz)	Measure Level (dBμV/m)	Reading Level (dBμV)	Margin (dB)	Limit (dBμV/m)	Factor (dB/m)	Type
1	*	2345.510	63.424	32.041	-10.576	74.000	31.383	PK
2		2390.000	61.133	29.879	-12.867	74.000	31.254	PK
3		2436.045	118.246	87.039	N/A	N/A	31.208	PK
4		2483.500	61.372	30.146	-12.628	74.000	31.226	PK
5		2488.580	63.003	31.773	-10.997	74.000	31.230	PK

Note 1: " * ", means this data is the worst emission level.

Note 2: Measure Level (dBμV/m) = Reading Level (dBμV) + Factor (dB/m).

Note 3: Factor (dB/m) = Cable Loss (dB) + Antenna Factor (dB/m).

Site: WZ-AC1	Test Date: 2023-09-05
Limit: FCC_2.4G_RE(3m)	Engineer: Ajin Fan
Probe: BBHA9120D_1167_1-18GHz	Polarity: Horizontal
EUT: ACCESS POINT	Power: By PoE
Test Mode: Transmit by 802.11b at 2437MHz	

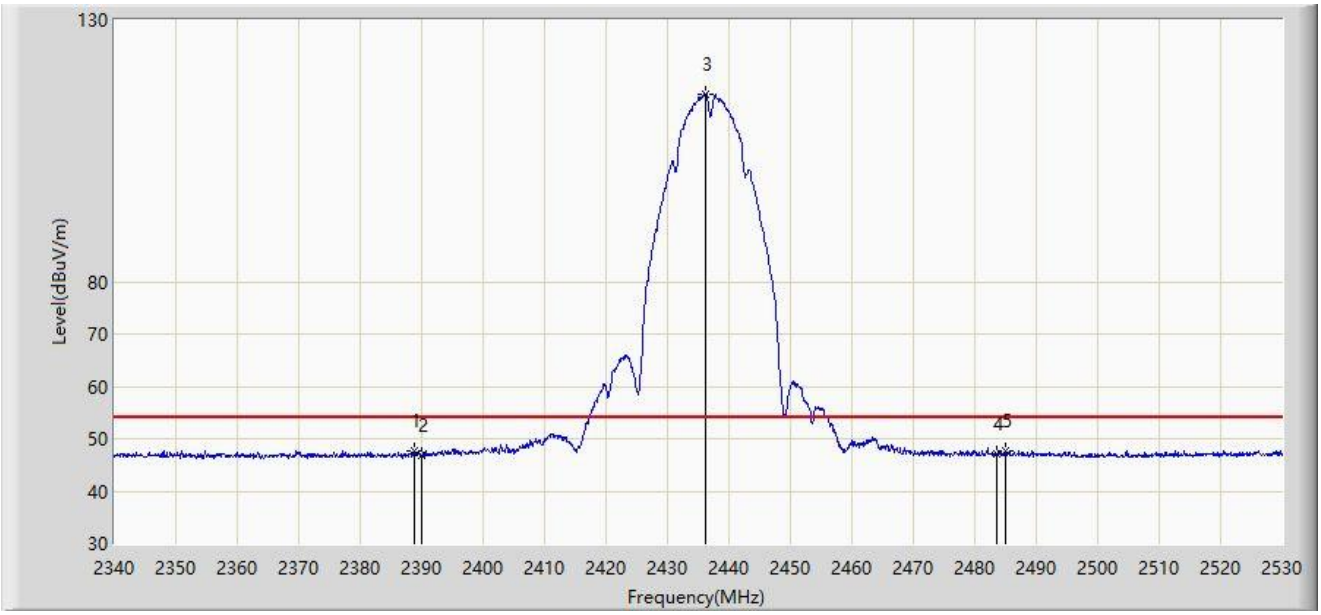

No	Mark	Frequency (MHz)	Measure Level (dBμV/m)	Reading Level (dBμV)	Margin (dB)	Limit (dBμV/m)	Factor (dB/m)	Type
1	*	2388.925	47.774	16.519	-6.226	54.000	31.254	AV
2		2390.000	46.675	15.421	-7.325	54.000	31.254	AV
3		2436.140	115.932	84.725	N/A	N/A	31.207	AV
4		2483.500	46.975	15.749	-7.025	54.000	31.226	AV
5		2484.970	47.740	16.513	-6.260	54.000	31.227	AV

Note 1: " * ", means this data is the worst emission level.

Note 2: Measure Level (dBμV/m) = Reading Level (dBμV) + Factor (dB/m).

Note 3: Factor (dB/m) = Cable Loss (dB) + Antenna Factor (dB/m).

Site: WZ-AC1	Test Date: 2023-09-05
Limit: FCC_2.4G_RE(3m)	Engineer: Ajin Fan
Probe: BBHA9120D_1167_1-18GHz	Polarity: Vertical
EUT: ACCESS POINT	Power: By PoE
Test Mode: Transmit by 802.11b at 2437MHz	

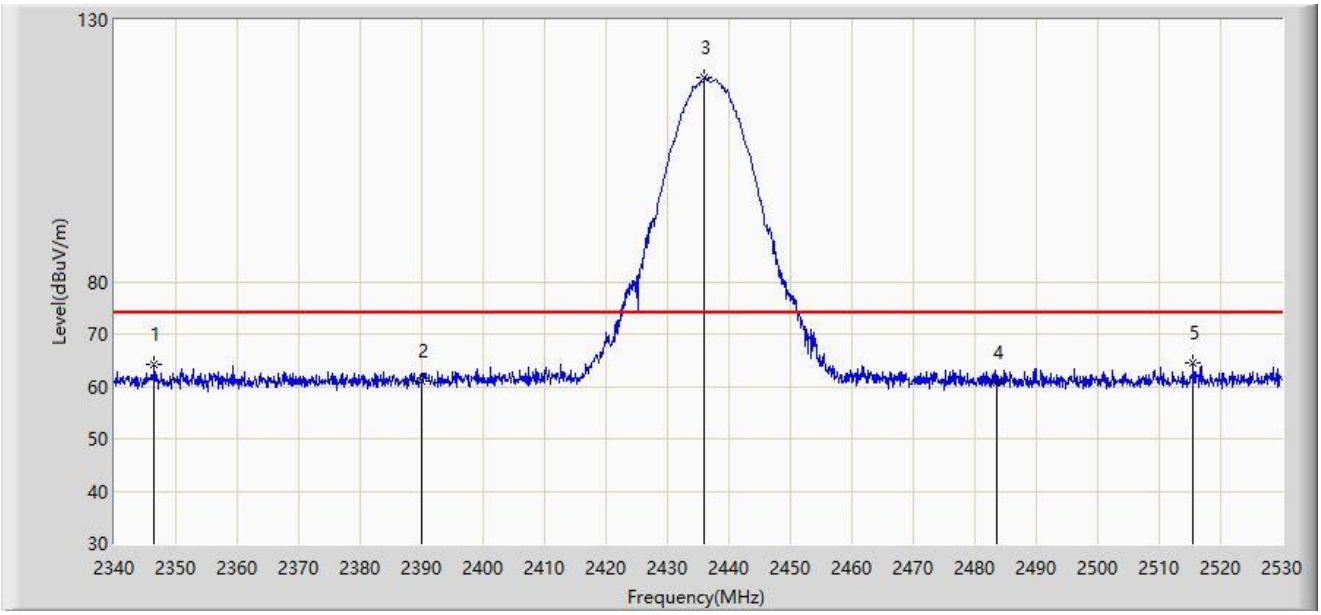

No	Mark	Frequency (MHz)	Measure Level (dBμV/m)	Reading Level (dBμV)	Margin (dB)	Limit (dBμV/m)	Factor (dB/m)	Type
1		2346.460	64.067	32.687	-9.933	74.000	31.380	PK
2		2390.000	60.911	29.657	-13.089	74.000	31.254	PK
3		2436.045	119.038	87.831	N/A	N/A	31.208	PK
4		2483.500	60.718	29.492	-13.282	74.000	31.226	PK
5	*	2515.560	64.435	33.172	-9.565	74.000	31.263	PK

Note 1: " * ", means this data is the worst emission level.

Note 2: Measure Level (dBμV/m) = Reading Level (dBμV) + Factor (dB/m).

Note 3: Factor (dB/m) = Cable Loss (dB) + Antenna Factor (dB/m).

Site: WZ-AC1	Test Date: 2023-09-05
Limit: FCC_2.4G_RE(3m)	Engineer: Ajin Fan
Probe: BBHA9120D_1167_1-18GHz	Polarity: Vertical
EUT: ACCESS POINT	Power: By PoE
Test Mode: Transmit by 802.11b at 2437MHz	

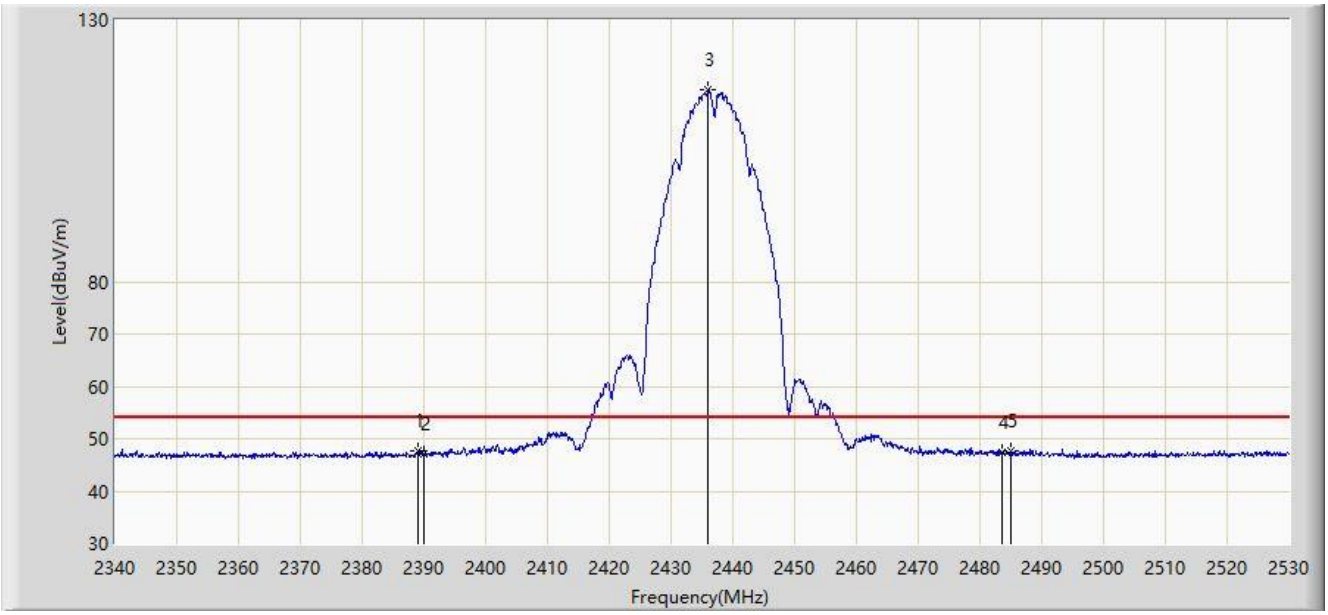

No	Mark	Frequency (MHz)	Measure Level (dBμV/m)	Reading Level (dBμV)	Margin (dB)	Limit (dBμV/m)	Factor (dB/m)	Type
1		2389.020	47.783	16.528	-6.217	54.000	31.255	AV
2		2390.000	47.054	15.800	-6.946	54.000	31.254	AV
3		2436.045	116.617	85.410	N/A	N/A	31.208	AV
4		2483.500	47.490	16.264	-6.510	54.000	31.226	AV
5	*	2484.970	47.784	16.557	-6.216	54.000	31.227	AV

Note 1: " * ", means this data is the worst emission level.

Note 2: Measure Level (dBμV/m) = Reading Level (dBμV) + Factor (dB/m).

Note 3: Factor (dB/m) = Cable Loss (dB) + Antenna Factor (dB/m).

Site: WZ-AC1	Test Date: 2023-09-05
Limit: FCC_2.4G_RE(3m)	Engineer: Ajin Fan
Probe: BBHA9120D_1167_1-18GHz	Polarity: Horizontal
EUT: ACCESS POINT	Power: By PoE
Test Mode: Transmit by 802.11b at 2462MHz	

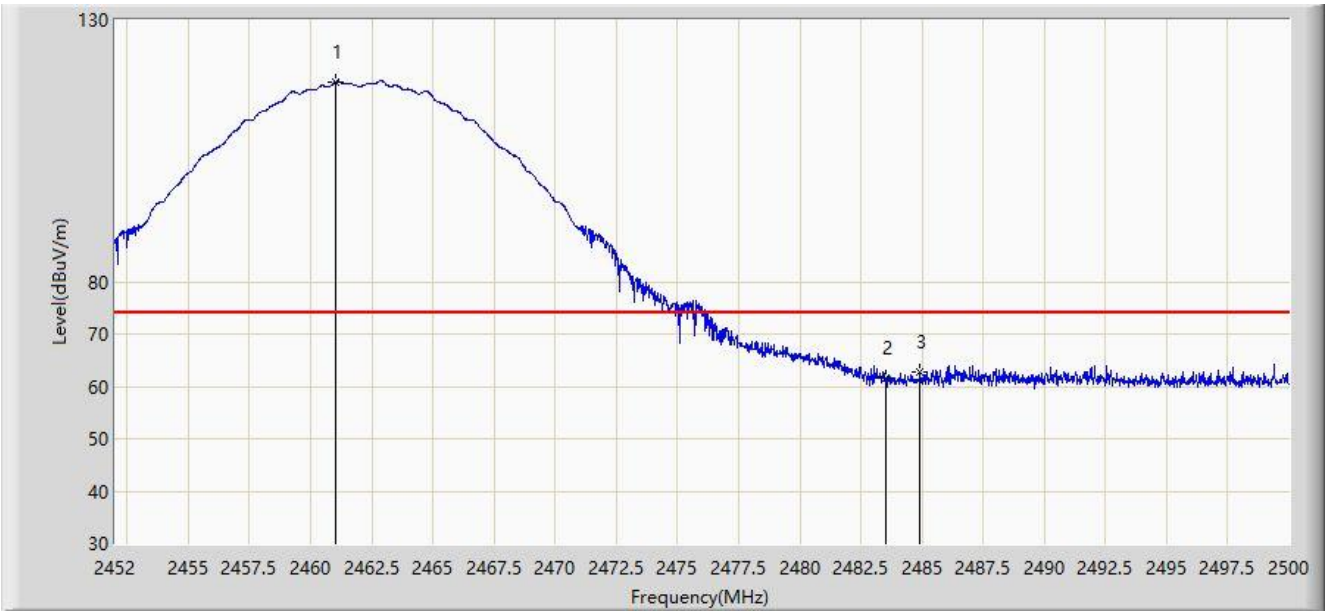

No	Mark	Frequency (MHz)	Measure Level (dBμV/m)	Reading Level (dBμV)	Margin (dB)	Limit (dBμV/m)	Factor (dB/m)	Type
1		2461.000	118.071	86.845	N/A	N/A	31.226	PK
2		2483.500	61.545	30.319	-12.455	74.000	31.226	PK
3	*	2484.928	62.890	31.663	-11.110	74.000	31.227	PK

Note 1: " * ", means this data is the worst emission level.

Note 2: Measure Level (dBμV/m) = Reading Level (dBμV) + Factor (dB/m).

Note 3: Factor (dB/m) = Cable Loss (dB) + Antenna Factor (dB/m).

Site: WZ-AC1	Test Date: 2023-09-05
Limit: FCC_2.4G_RE(3m)	Engineer: Ajin Fan
Probe: BBHA9120D_1167_1-18GHz	Polarity: Horizontal
EUT: ACCESS POINT	Power: By PoE
Test Mode: Transmit by 802.11b at 2462MHz	

No	Mark	Frequency (MHz)	Measure Level (dBμV/m)	Reading Level (dBμV)	Margin (dB)	Limit (dBμV/m)	Factor (dB/m)	Type
1		2461.384	115.637	84.411	N/A	N/A	31.226	AV
2		2483.500	47.943	16.717	-6.057	54.000	31.226	AV
3	*	2488.600	52.223	20.993	-1.777	54.000	31.230	AV

Note 1: " * ", means this data is the worst emission level.

Note 2: Measure Level (dBμV/m) = Reading Level (dBμV) + Factor (dB/m).

Note 3: Factor (dB/m) = Cable Loss (dB) + Antenna Factor (dB/m).

Site: WZ-AC1	Test Date: 2023-09-05
Limit: FCC_2.4G_RE(3m)	Engineer: Ajin Fan
Probe: BBHA9120D_1167_1-18GHz	Polarity: Vertical
EUT: ACCESS POINT	Power: By PoE
Test Mode: Transmit by 802.11b at 2462MHz	

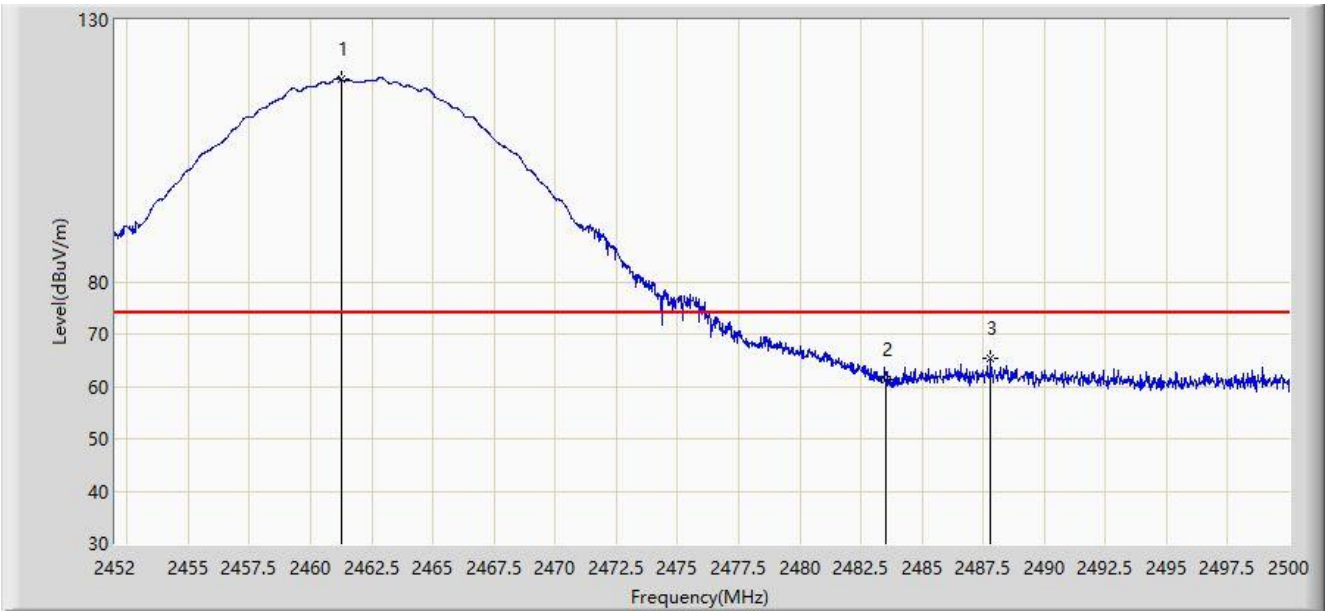

No	Mark	Frequency (MHz)	Measure Level (dBμV/m)	Reading Level (dBμV)	Margin (dB)	Limit (dBμV/m)	Factor (dB/m)	Type
1		2461.240	118.750	87.524	N/A	N/A	31.226	PK
2		2483.500	61.283	30.057	-12.717	74.000	31.226	PK
3	*	2487.808	65.285	34.056	-8.715	74.000	31.229	PK

Note 1: " * ", means this data is the worst emission level.

Note 2: Measure Level (dBμV/m) = Reading Level (dBμV) + Factor (dB/m).

Note 3: Factor (dB/m) = Cable Loss (dB) + Antenna Factor (dB/m).

Site: WZ-AC1	Test Date: 2023-09-05
Limit: FCC_2.4G_RE(3m)	Engineer: Ajin Fan
Probe: BBHA9120D_1167_1-18GHz	Polarity: Vertical
EUT: ACCESS POINT	Power: By PoE
Test Mode: Transmit by 802.11b at 2462MHz	

No	Mark	Frequency (MHz)	Measure Level (dBμV/m)	Reading Level (dBμV)	Margin (dB)	Limit (dBμV/m)	Factor (dB/m)	Type
1		2462.728	116.548	85.323	N/A	N/A	31.225	AV
2		2483.500	48.680	17.454	-5.320	54.000	31.226	AV
3	*	2488.552	53.504	22.274	-0.496	54.000	31.230	AV

Note 1: " * ", means this data is the worst emission level.

Note 2: Measure Level (dBμV/m) = Reading Level (dBμV) + Factor (dB/m).

Note 3: Factor (dB/m) = Cable Loss (dB) + Antenna Factor (dB/m).

Site: WZ-AC1	Test Date: 2023-09-05
Limit: FCC_2.4G_RE(3m)	Engineer: Ajin Fan
Probe: BBHA9120D_1167_1-18GHz	Polarity: Horizontal
EUT: ACCESS POINT	Power: By PoE
Test Mode: Transmit by 802.11g at 2412MHz	

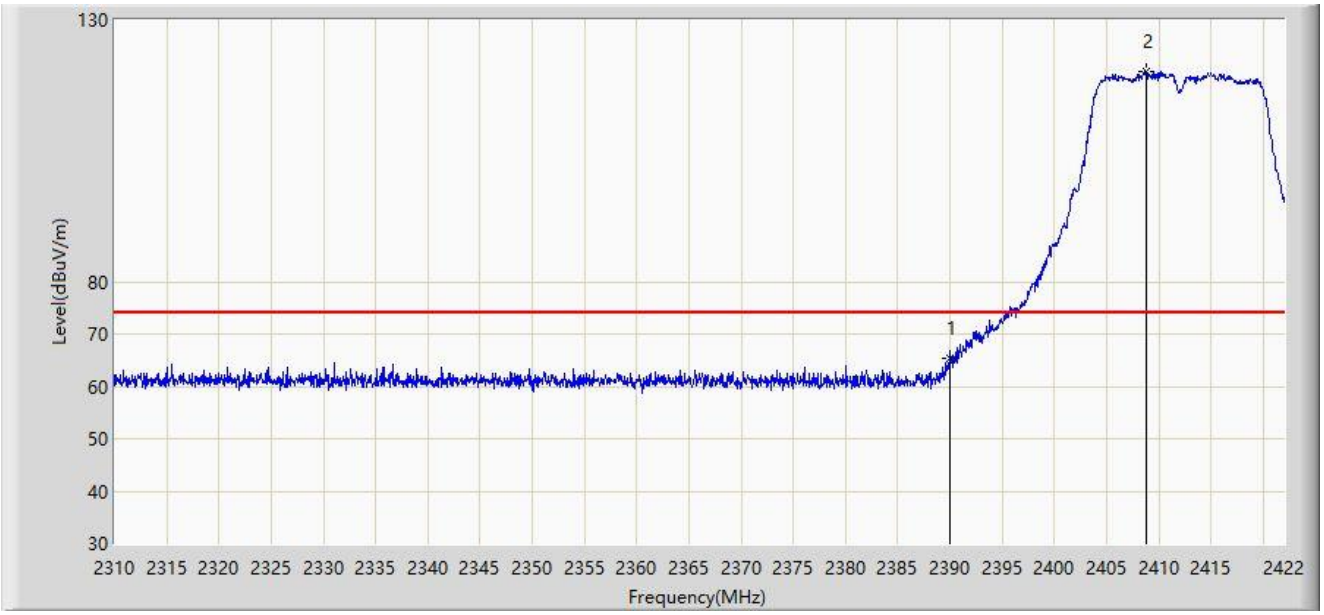

No	Mark	Frequency (MHz)	Measure Level (dBμV/m)	Reading Level (dBμV)	Margin (dB)	Limit (dBμV/m)	Factor (dB/m)	Type
1	*	2390.000	65.488	34.234	-8.512	74.000	31.254	PK
2		2408.784	120.228	88.973	N/A	N/A	31.255	PK

Note 1: " * ", means this data is the worst emission level.

Note 2: Measure Level (dBμV/m) = Reading Level (dBμV) + Factor (dB/m).

Note 3: Factor (dB/m) = Cable Loss (dB) + Antenna Factor (dB/m).

Site: WZ-AC1	Test Date: 2023-09-05
Limit: FCC_2.4G_RE(3m)	Engineer: Ajin Fan
Probe: BBHA9120D_1167_1-18GHz	Polarity: Horizontal
EUT: ACCESS POINT	Power: By PoE
Test Mode: Transmit by 802.11g at 2412MHz	

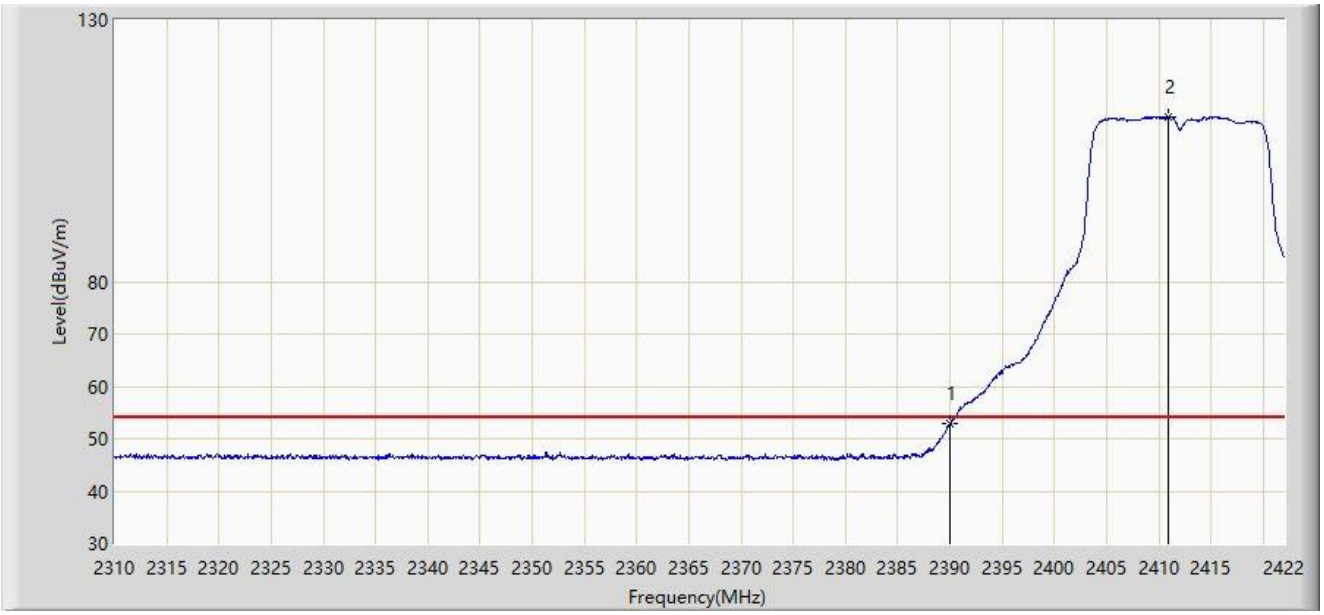

No	Mark	Frequency (MHz)	Measure Level (dBμV/m)	Reading Level (dBμV)	Margin (dB)	Limit (dBμV/m)	Factor (dB/m)	Type
1	*	2390.000	52.793	21.539	-1.207	54.000	31.254	AV
2		2410.912	111.535	80.282	N/A	N/A	31.253	AV

Note 1: " * ", means this data is the worst emission level.

Note 2: Measure Level (dBμV/m) = Reading Level (dBμV) + Factor (dB/m).

Note 3: Factor (dB/m) = Cable Loss (dB) + Antenna Factor (dB/m).

Site: WZ-AC1	Test Date: 2023-09-05
Limit: FCC_2.4G_RE(3m)	Engineer: Ajin Fan
Probe: BBHA9120D_1167_1-18GHz	Polarity: Vertical
EUT: ACCESS POINT	Power: By PoE
Test Mode: Transmit by 802.11g at 2412MHz	

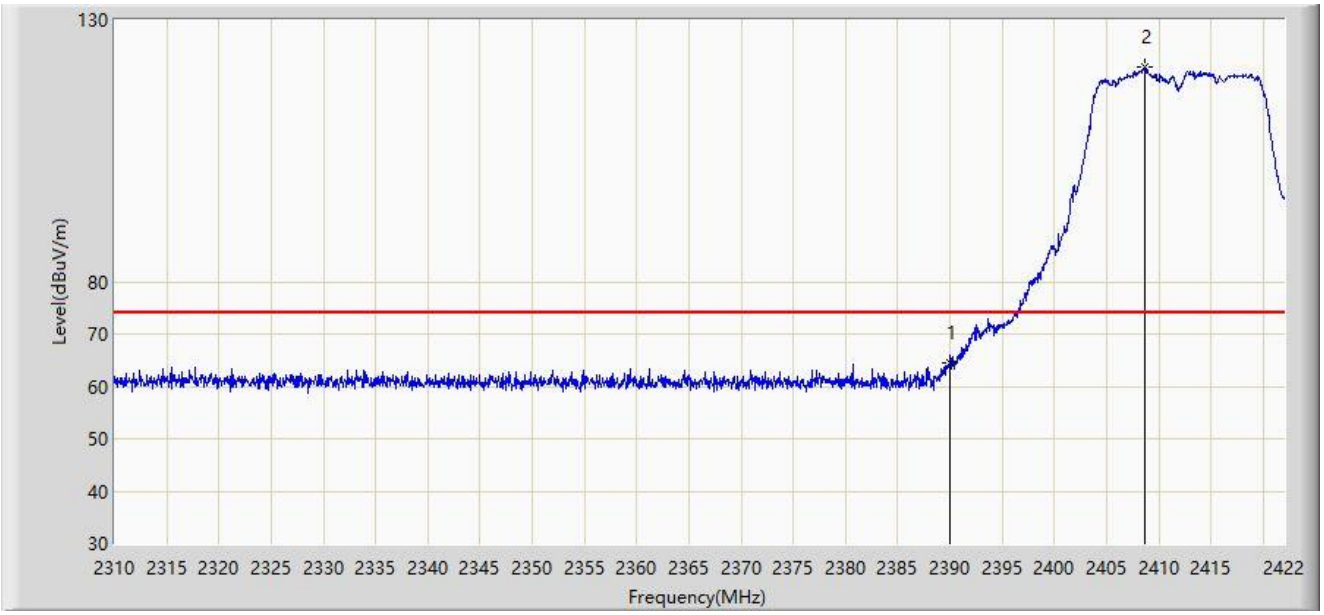

No	Mark	Frequency (MHz)	Measure Level (dBμV/m)	Reading Level (dBμV)	Margin (dB)	Limit (dBμV/m)	Factor (dB/m)	Type
1	*	2390.000	64.609	33.355	-9.391	74.000	31.254	PK
2		2408.728	120.884	89.629	N/A	N/A	31.255	PK

Note 1: " * ", means this data is the worst emission level.

Note 2: Measure Level (dBμV/m) = Reading Level (dBμV) + Factor (dB/m).

Note 3: Factor (dB/m) = Cable Loss (dB) + Antenna Factor (dB/m).

Site: WZ-AC1	Test Date: 2023-09-05
Limit: FCC_2.4G_RE(3m)	Engineer: Ajin Fan
Probe: BBHA9120D_1167_1-18GHz	Polarity: Vertical
EUT: ACCESS POINT	Power: By PoE
Test Mode: Transmit by 802.11g at 2412MHz	

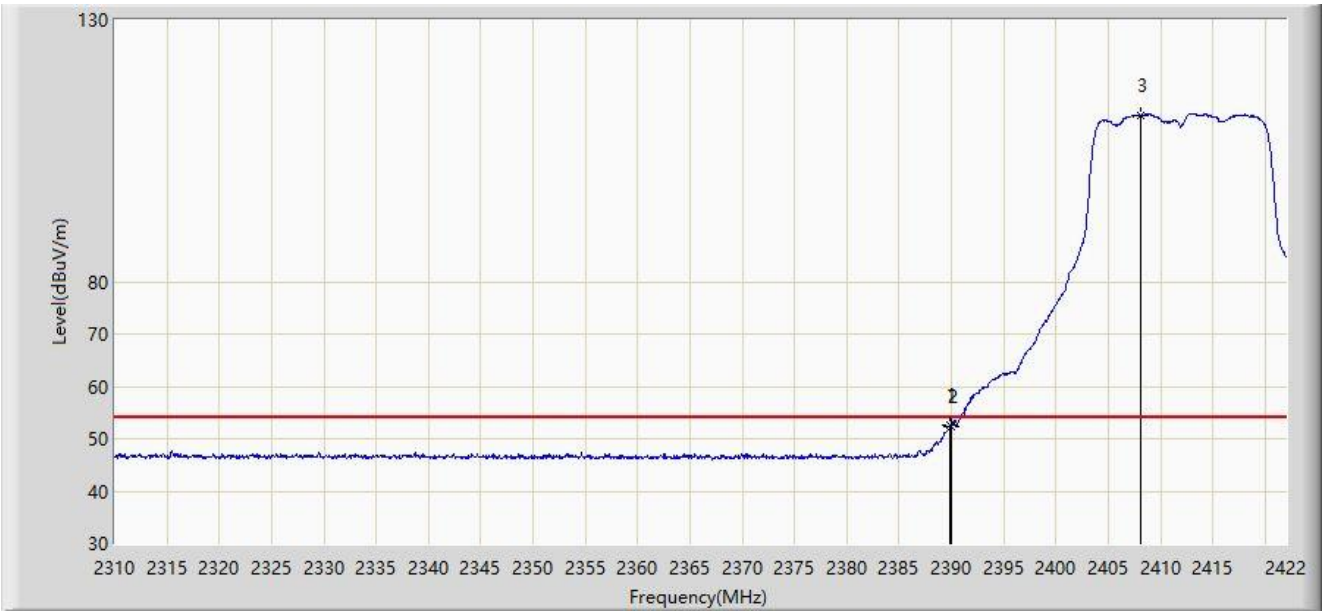

No	Mark	Frequency (MHz)	Measure Level (dBμV/m)	Reading Level (dBμV)	Margin (dB)	Limit (dBμV/m)	Factor (dB/m)	Type
1	*	2389.912	52.488	21.234	-1.512	54.000	31.254	AV
2		2390.000	52.401	21.147	-1.599	54.000	31.254	AV
3		2408.168	111.882	80.627	N/A	N/A	31.255	AV

Note 1: " * ", means this data is the worst emission level.

Note 2: Measure Level (dBμV/m) = Reading Level (dBμV) + Factor (dB/m).

Note 3: Factor (dB/m) = Cable Loss (dB) + Antenna Factor (dB/m).

Site: WZ-AC1	Test Date: 2023-09-05
Limit: FCC_2.4G_RE(3m)	Engineer: Ajin Fan
Probe: BBHA9120D_1167_1-18GHz	Polarity: Horizontal
EUT: ACCESS POINT	Power: By PoE
Test Mode: Transmit by 802.11g at 2437MHz	

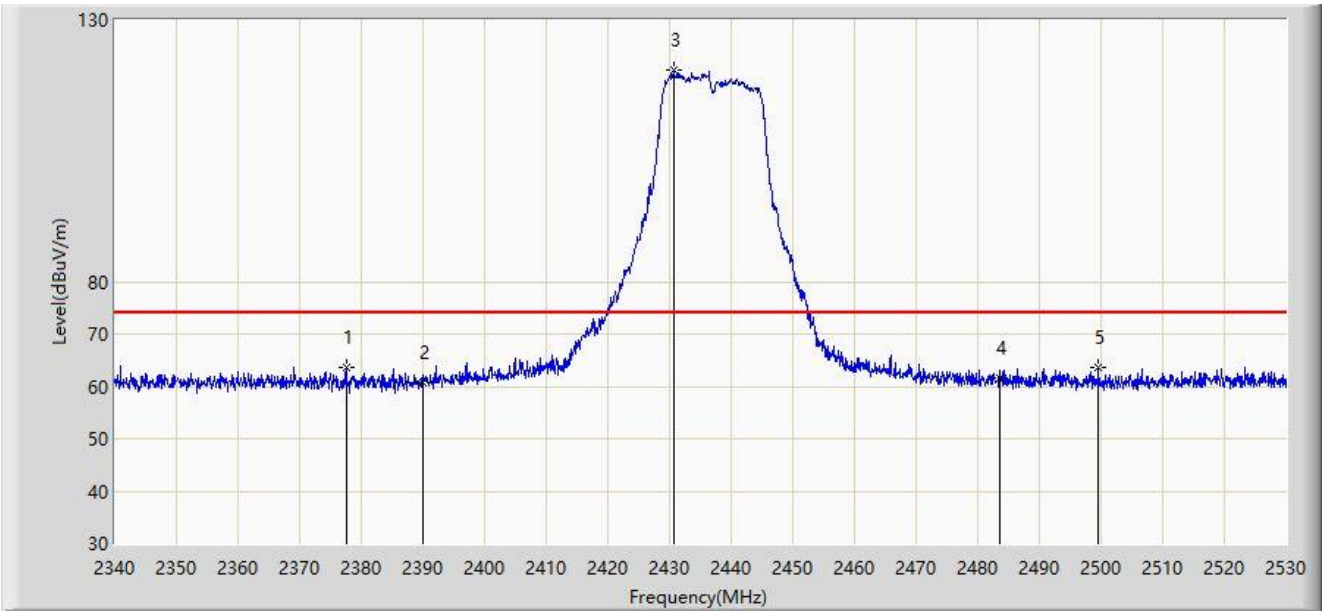

No	Mark	Frequency (MHz)	Measure Level (dBμV/m)	Reading Level (dBμV)	Margin (dB)	Limit (dBμV/m)	Factor (dB/m)	Type
1		2377.620	63.523	32.239	-10.477	74.000	31.284	PK
2		2390.000	60.811	29.557	-13.189	74.000	31.254	PK
3		2430.630	120.371	89.153	N/A	N/A	31.219	PK
4		2483.500	61.490	30.264	-12.510	74.000	31.226	PK
5	*	2499.600	63.698	32.459	-10.302	74.000	31.239	PK

Note 1: " * ", means this data is the worst emission level.

Note 2: Measure Level (dBμV/m) = Reading Level (dBμV) + Factor (dB/m).

Note 3: Factor (dB/m) = Cable Loss (dB) + Antenna Factor (dB/m).

Site: WZ-AC1	Test Date: 2023-09-05
Limit: FCC_2.4G_RE(3m)	Engineer: Ajin Fan
Probe: BBHA9120D_1167_1-18GHz	Polarity: Horizontal
EUT: ACCESS POINT	Power: By PoE
Test Mode: Transmit by 802.11g at 2437MHz	

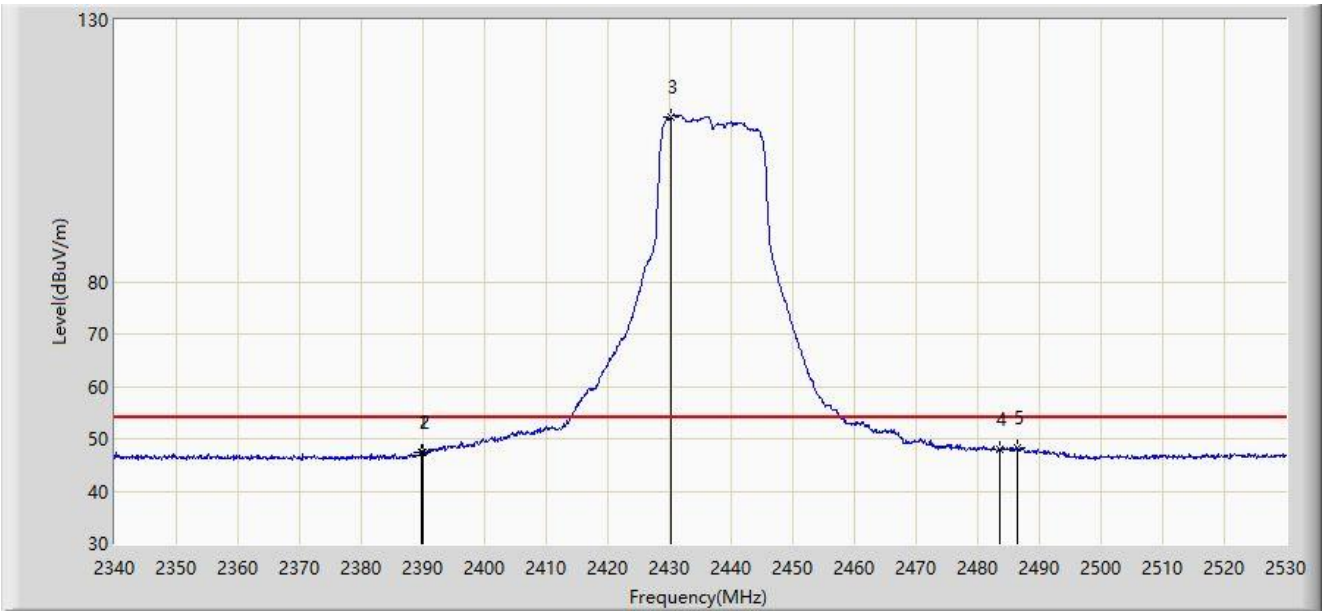

No	Mark	Frequency (MHz)	Measure Level (dBμV/m)	Reading Level (dBμV)	Margin (dB)	Limit (dBμV/m)	Factor (dB/m)	Type
1		2389.685	47.343	16.089	-6.657	54.000	31.254	AV
2		2390.000	47.299	16.045	-6.701	54.000	31.254	AV
3		2430.345	111.547	80.328	N/A	N/A	31.219	AV
4		2483.500	47.907	16.681	-6.093	54.000	31.226	AV
5	*	2486.395	48.398	17.170	-5.602	54.000	31.228	AV

Note 1: " * ", means this data is the worst emission level.

Note 2: Measure Level (dBμV/m) = Reading Level (dBμV) + Factor (dB/m).

Note 3: Factor (dB/m) = Cable Loss (dB) + Antenna Factor (dB/m).

Site: WZ-AC1	Test Date: 2023-09-05
Limit: FCC_2.4G_RE(3m)	Engineer: Ajin Fan
Probe: BBHA9120D_1167_1-18GHz	Polarity: Vertical
EUT: ACCESS POINT	Power: By PoE
Test Mode: Transmit by 802.11g at 2437MHz	

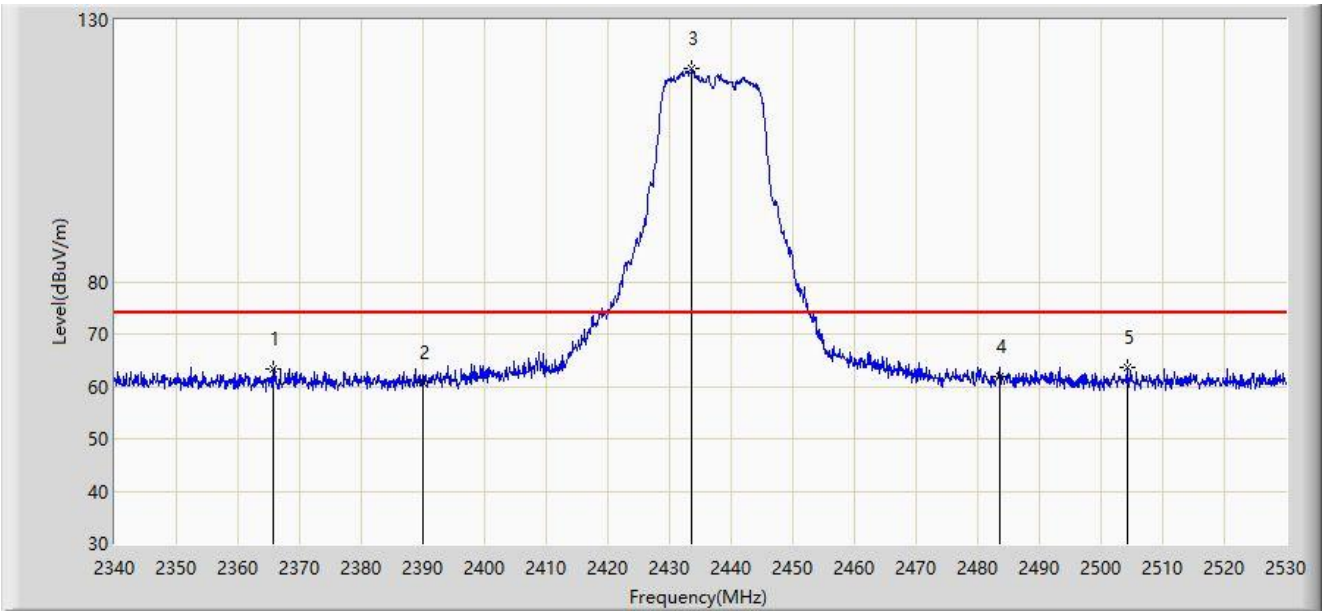

No	Mark	Frequency (MHz)	Measure Level (dBμV/m)	Reading Level (dBμV)	Margin (dB)	Limit (dBμV/m)	Factor (dB/m)	Type
1		2365.650	63.403	32.079	-10.597	74.000	31.323	PK
2		2390.000	60.788	29.534	-13.212	74.000	31.254	PK
3		2433.670	120.708	89.496	N/A	N/A	31.212	PK
4		2483.500	61.989	30.763	-12.011	74.000	31.226	PK
5	*	2504.350	63.521	32.276	-10.479	74.000	31.245	PK

Note 1: " * ", means this data is the worst emission level.

Note 2: Measure Level (dBμV/m) = Reading Level (dBμV) + Factor (dB/m).

Note 3: Factor (dB/m) = Cable Loss (dB) + Antenna Factor (dB/m).

Site: WZ-AC1	Test Date: 2023-09-05
Limit: FCC_2.4G_RE(3m)	Engineer: Ajin Fan
Probe: BBHA9120D_1167_1-18GHz	Polarity: Vertical
EUT: ACCESS POINT	Power: By PoE
Test Mode: Transmit by 802.11g at 2437MHz	

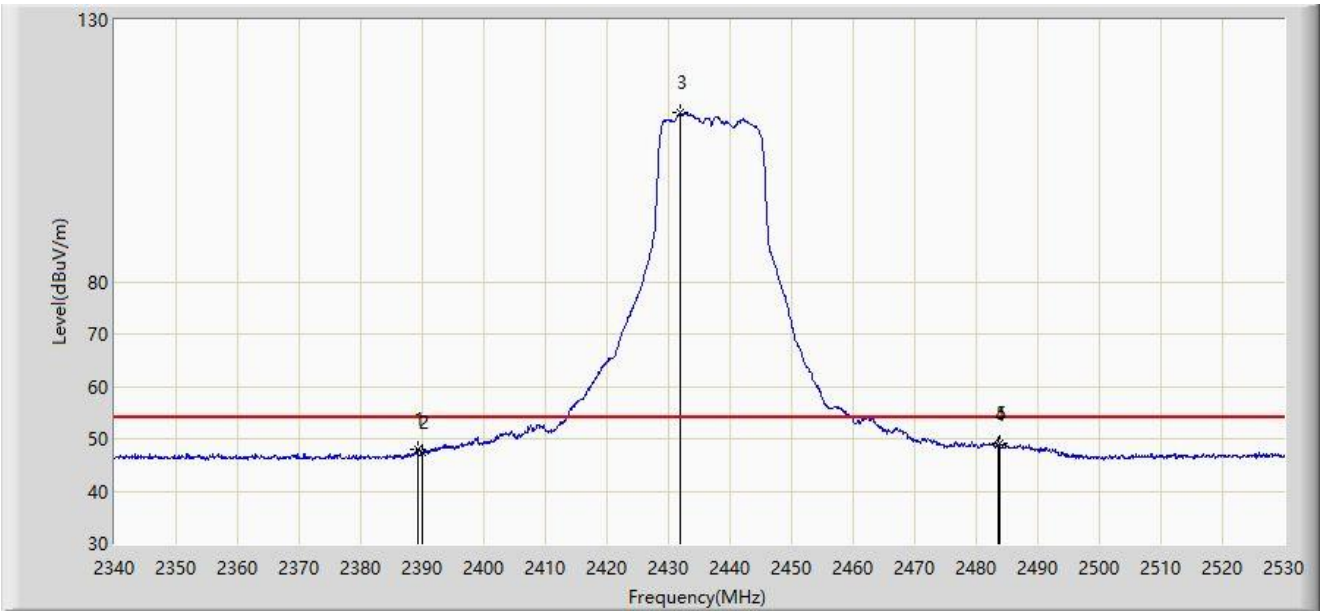

No	Mark	Frequency (MHz)	Measure Level (dBμV/m)	Reading Level (dBμV)	Margin (dB)	Limit (dBμV/m)	Factor (dB/m)	Type
1		2389.305	48.002	16.748	-5.998	54.000	31.254	AV
2		2390.000	47.303	16.049	-6.697	54.000	31.254	AV
3		2431.960	112.176	80.960	N/A	N/A	31.216	AV
4		2483.500	48.716	17.490	-5.284	54.000	31.226	AV
5	*	2483.830	49.092	17.866	-4.908	54.000	31.226	AV

Note 1: " * ", means this data is the worst emission level.

Note 2: Measure Level (dBμV/m) = Reading Level (dBμV) + Factor (dB/m).

Note 3: Factor (dB/m) = Cable Loss (dB) + Antenna Factor (dB/m).

Site: WZ-AC1	Test Date: 2023-09-10
Limit: FCC_2.4G_RE(3m)	Engineer: Bob Zhang
Probe: BBHA9120D_1167_1-18GHz	Polarity: Vertical
EUT: ACCESS POINT	Power: By PoE
Test Mode: Transmit by 802.11g 2457MHz	

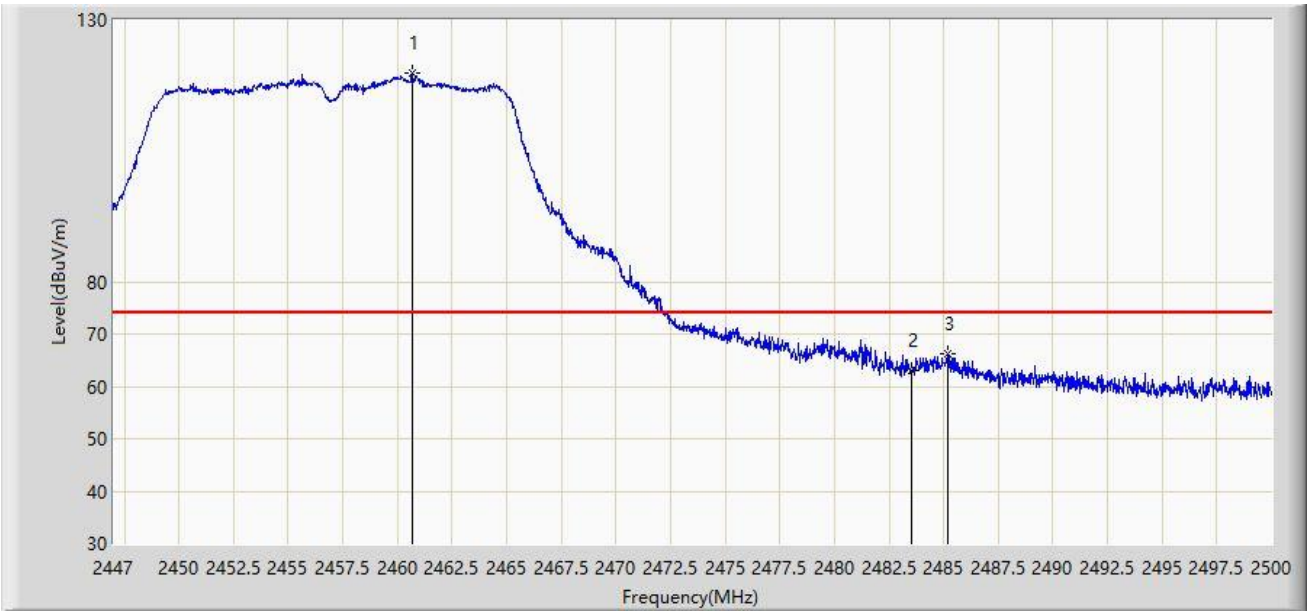

No	Mark	Frequency (MHz)	Measure Level (dBμV/m)	Reading Level (dBμV)	Margin (dB)	Limit (dBμV/m)	Factor (dB/m)	Type
1		2460.674	119.739	88.049	N/A	N/A	31.690	PK
2		2483.500	63.139	31.442	-10.861	74.000	31.696	PK
3	*	2485.213	66.294	34.598	-7.706	74.000	31.696	PK

Note 1: " * ", means this data is the worst emission level.

Note 2: Measure Level (dBμV/m) = Reading Level (dBμV) + Factor (dB/m).

Note 3: Factor (dB/m) = Cable Loss (dB) + Antenna Factor (dB/m).

Site: WZ-AC1	Test Date: 2023-09-10
Limit: FCC_2.4G_RE(3m)	Engineer: Bob Zhang
Probe: BBHA9120D_1167_1-18GHz	Polarity: Vertical
EUT: ACCESS POINT	Power: By PoE
Test Mode: Transmit by 802.11g 2457MHz	

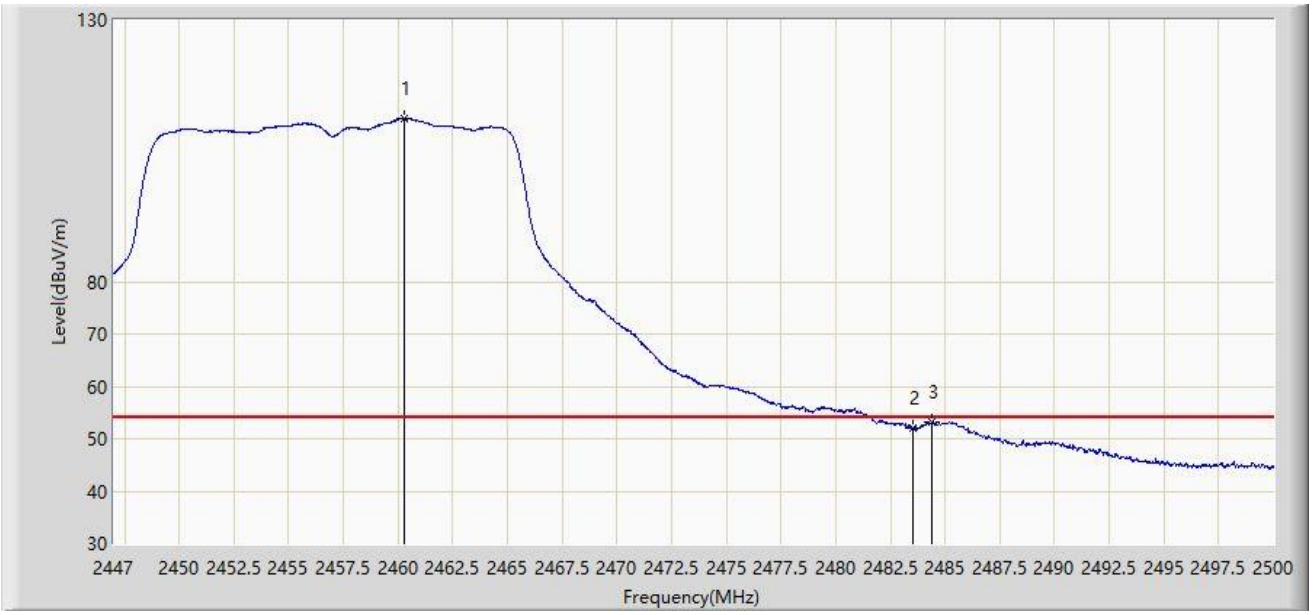

No	Mark	Frequency (MHz)	Measure Level (dBμV/m)	Reading Level (dBμV)	Margin (dB)	Limit (dBμV/m)	Factor (dB/m)	Type
1		2460.250	111.267	79.577	N/A	N/A	31.690	AV
2		2483.500	52.112	20.415	-1.888	54.000	31.696	AV
3	*	2484.418	53.181	21.485	-0.819	54.000	31.697	AV

Note 1: " * ", means this data is the worst emission level.

Note 2: Measure Level (dBμV/m) = Reading Level (dBμV) + Factor (dB/m).

Note 3: Factor (dB/m) = Cable Loss (dB) + Antenna Factor (dB/m).

Site: WZ-AC1	Test Date: 2023-09-05
Limit: FCC_2.4G_RE(3m)	Engineer: Ajin Fan
Probe: BBHA9120D_1167_1-18GHz	Polarity: Horizontal
EUT: ACCESS POINT	Power: By PoE
Test Mode: Transmit by 802.11g at 2462MHz	

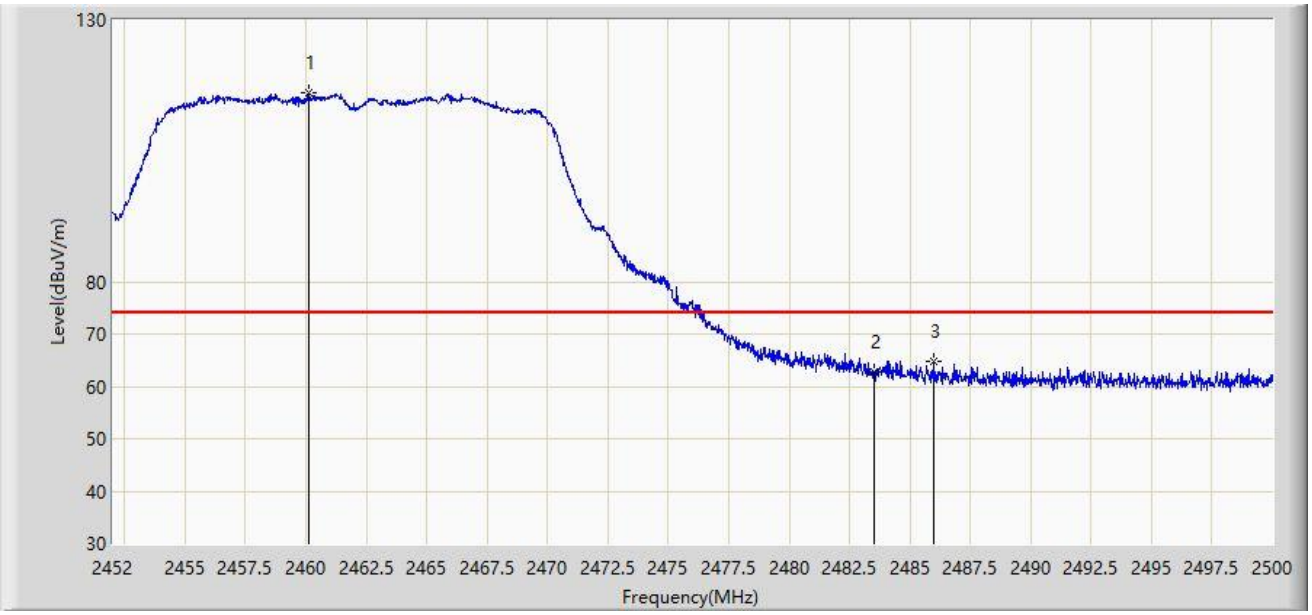

No	Mark	Frequency (MHz)	Measure Level (dBμV/m)	Reading Level (dBμV)	Margin (dB)	Limit (dBμV/m)	Factor (dB/m)	Type
1		2460.112	116.142	84.915	N/A	N/A	31.227	PK
2		2483.500	62.618	31.392	-11.382	74.000	31.226	PK
3	*	2486.008	64.837	33.609	-9.163	74.000	31.228	PK

Note 1: " * ", means this data is the worst emission level.

Note 2: Measure Level (dBμV/m) = Reading Level (dBμV) + Factor (dB/m).

Note 3: Factor (dB/m) = Cable Loss (dB) + Antenna Factor (dB/m).

Site: WZ-AC1	Test Date: 2023-09-05
Limit: FCC_2.4G_RE(3m)	Engineer: Ajin Fan
Probe: BBHA9120D_1167_1-18GHz	Polarity: Horizontal
EUT: ACCESS POINT	Power: By PoE
Test Mode: Transmit by 802.11g at 2462MHz	

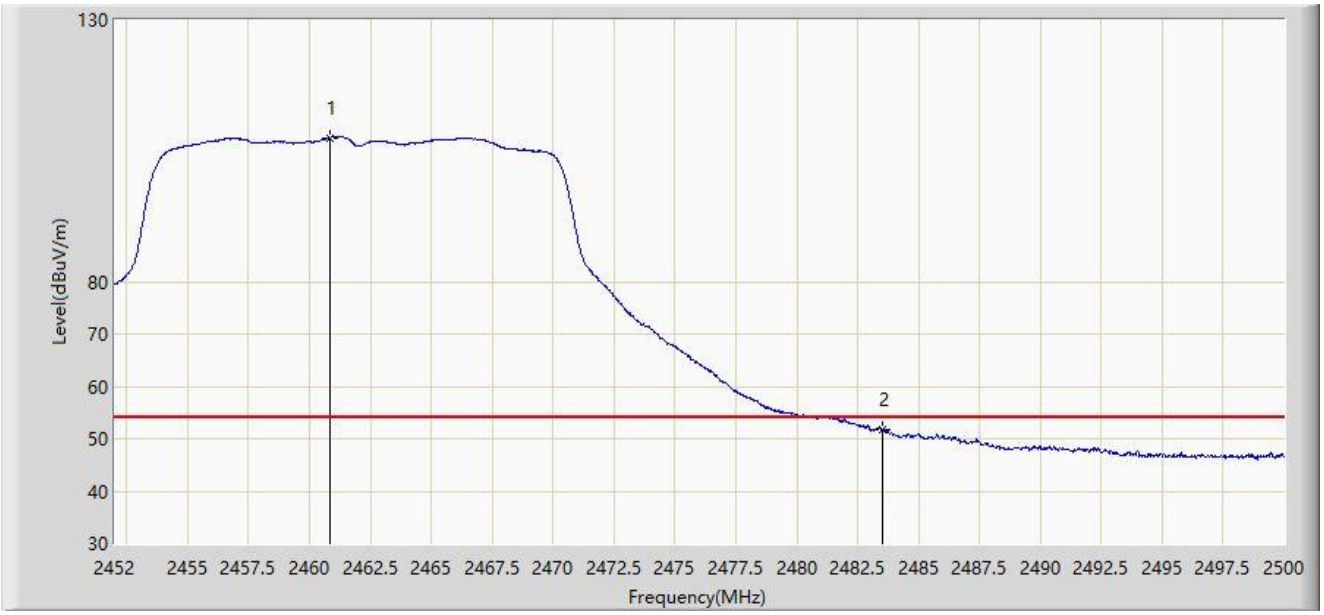

No	Mark	Frequency (MHz)	Measure Level (dBμV/m)	Reading Level (dBμV)	Margin (dB)	Limit (dBμV/m)	Factor (dB/m)	Type
1		2460.856	107.495	76.269	N/A	N/A	31.226	AV
2	*	2483.500	51.792	20.566	-2.208	54.000	31.226	AV

Note 1: " * ", means this data is the worst emission level.

Note 2: Measure Level (dBμV/m) = Reading Level (dBμV) + Factor (dB/m).

Note 3: Factor (dB/m) = Cable Loss (dB) + Antenna Factor (dB/m).

Site: WZ-AC1	Test Date: 2023-09-05
Limit: FCC_2.4G_RE(3m)	Engineer: Ajin Fan
Probe: BBHA9120D_1167_1-18GHz	Polarity: Vertical
EUT: ACCESS POINT	Power: By PoE
Test Mode: Transmit by 802.11g at 2462MHz	

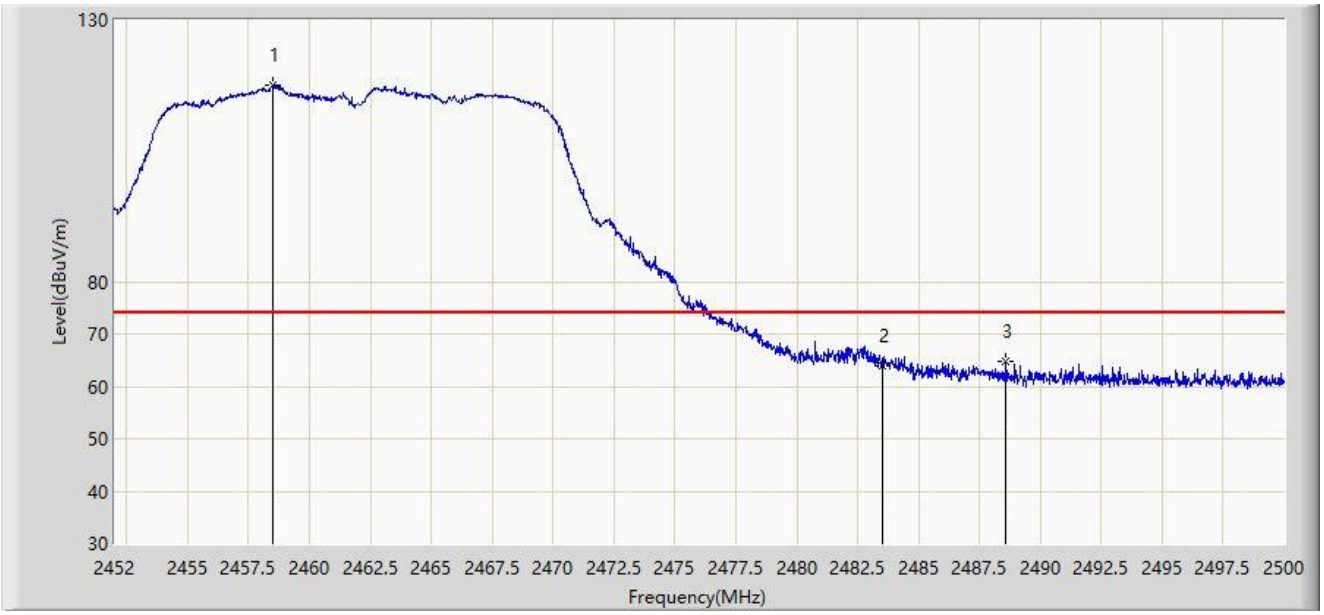

No	Mark	Frequency (MHz)	Measure Level (dBμV/m)	Reading Level (dBμV)	Margin (dB)	Limit (dBμV/m)	Factor (dB/m)	Type
1		2458.504	117.457	86.229	N/A	N/A	31.228	PK
2		2483.500	63.982	32.756	-10.018	74.000	31.226	PK
3	*	2488.600	64.843	33.613	-9.157	74.000	31.230	PK

Note 1: " * ", means this data is the worst emission level.

Note 2: Measure Level (dBμV/m) = Reading Level (dBμV) + Factor (dB/m).

Note 3: Factor (dB/m) = Cable Loss (dB) + Antenna Factor (dB/m).

Site: WZ-AC1	Test Date: 2023-09-05
Limit: FCC_2.4G_RE(3m)	Engineer: Ajin Fan
Probe: BBHA9120D_1167_1-18GHz	Polarity: Vertical
EUT: ACCESS POINT	Power: By PoE
Test Mode: Transmit by 802.11g at 2462MHz	

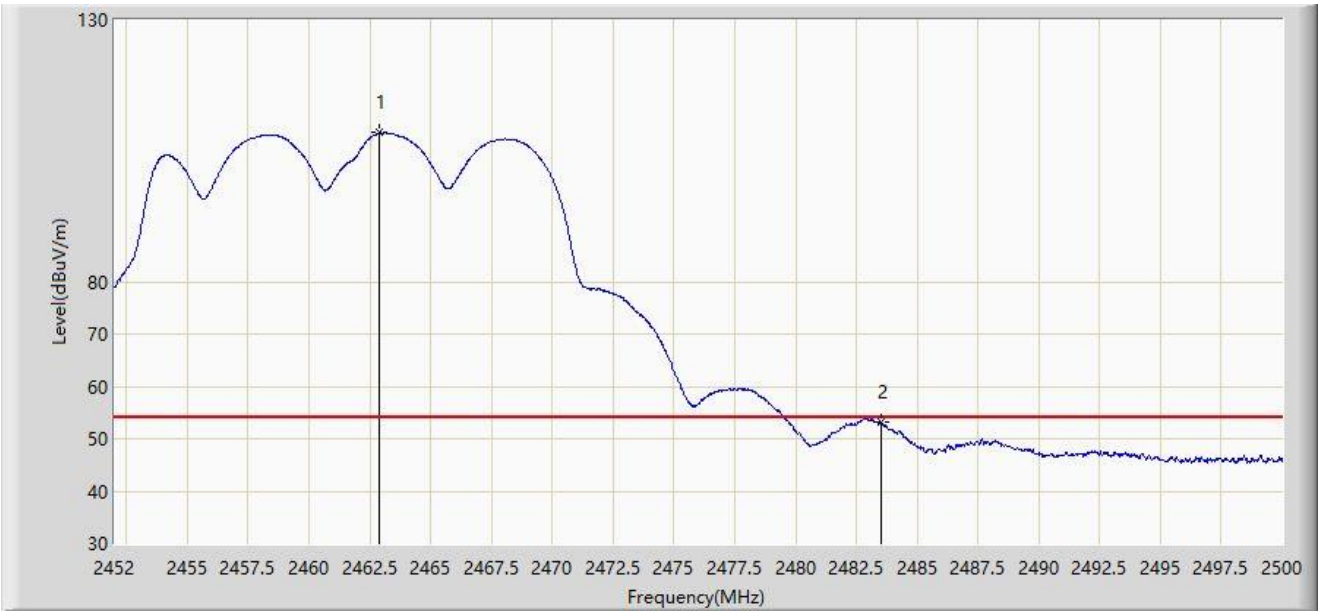

No	Mark	Frequency (MHz)	Measure Level (dBμV/m)	Reading Level (dBμV)	Margin (dB)	Limit (dBμV/m)	Factor (dB/m)	Type
1		2462.872	108.417	77.192	N/A	N/A	31.225	AV
2	*	2483.500	53.273	22.047	-0.727	54.000	31.226	AV

Note 1: " * ", means this data is the worst emission level.

Note 2: Measure Level (dBμV/m) = Reading Level (dBμV) + Factor (dB/m).

Note 3: Factor (dB/m) = Cable Loss (dB) + Antenna Factor (dB/m).

Site: WZ-AC1	Test Date: 2023-09-06
Limit: FCC_2.4G_RE(3m)	Engineer: Ajin Fan
Probe: BBHA9120D_1167_1-18GHz	Polarity: Horizontal
EUT: ACCESS POINT	Power: By PoE
Test Mode: Transmit by 802.11n-HT20 at 2412MHz	

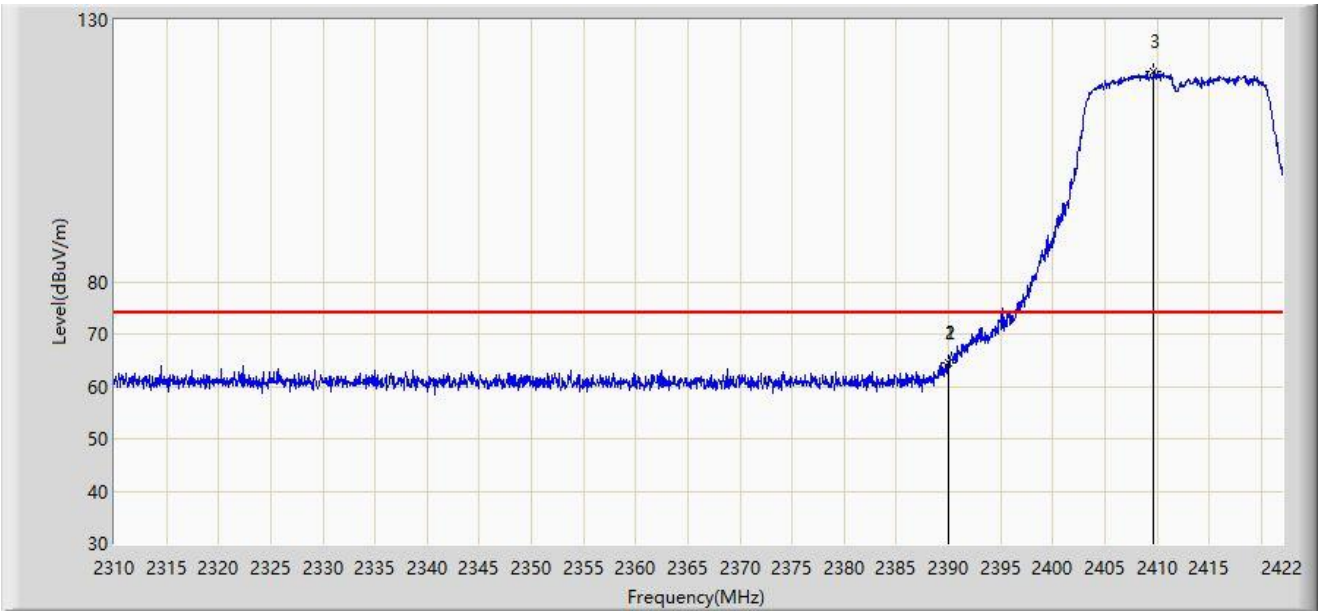

No	Mark	Frequency (MHz)	Measure Level (dBμV/m)	Reading Level (dBμV)	Margin (dB)	Limit (dBμV/m)	Factor (dB/m)	Type
1	*	2389.968	64.564	33.310	-9.436	74.000	31.254	PK
2		2390.000	64.539	33.285	-9.461	74.000	31.254	PK
3		2409.680	120.252	88.998	N/A	N/A	31.254	PK

Note 1: " * ", means this data is the worst emission level.

Note 2: Measure Level (dBμV/m) = Reading Level (dBμV) + Factor (dB/m).

Note 3: Factor (dB/m) = Cable Loss (dB) + Antenna Factor (dB/m).

Site: WZ-AC1	Test Date: 2023-09-06
Limit: FCC_2.4G_RE(3m)	Engineer: Ajin Fan
Probe: BBHA9120D_1167_1-18GHz	Polarity: Horizontal
EUT: ACCESS POINT	Power: By PoE
Test Mode: Transmit by 802.11n-HT20 at 2412MHz	

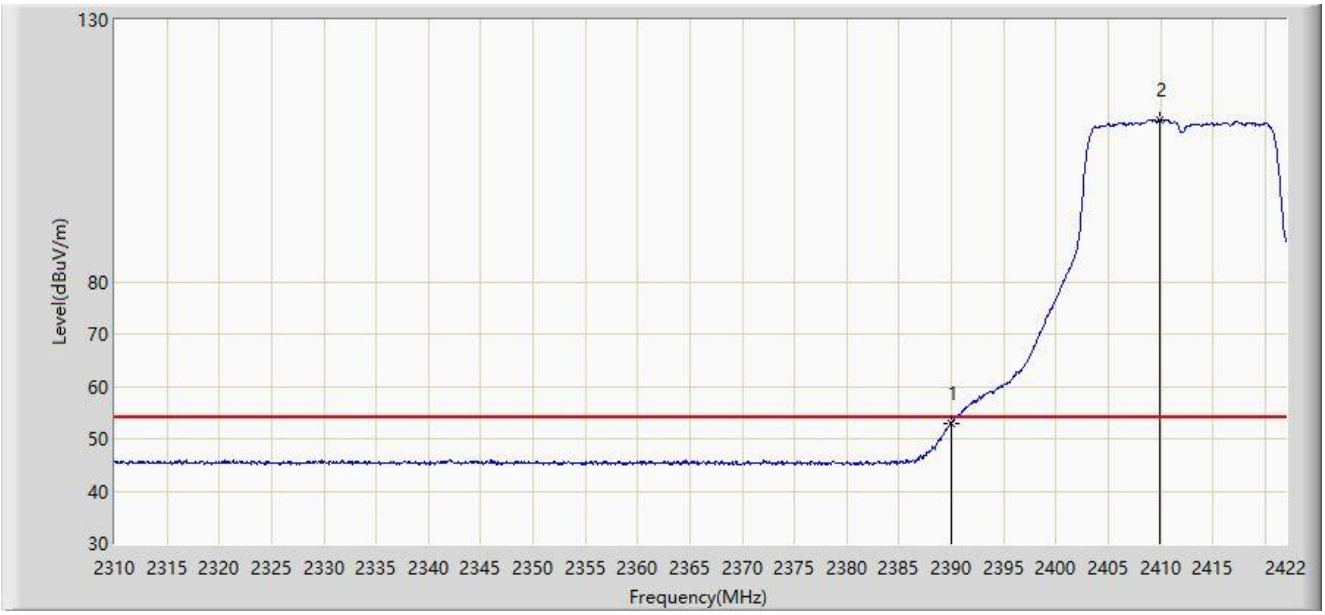

No	Mark	Frequency (MHz)	Measure Level (dBμV/m)	Reading Level (dBμV)	Margin (dB)	Limit (dBμV/m)	Factor (dB/m)	Type
1	*	2390.000	53.032	21.778	-0.968	54.000	31.254	AV
2		2409.960	110.951	79.697	N/A	N/A	31.254	AV

Note 1: " * ", means this data is the worst emission level.

Note 2: Measure Level (dBμV/m) = Reading Level (dBμV) + Factor (dB/m).

Note 3: Factor (dB/m) = Cable Loss (dB) + Antenna Factor (dB/m).

Site: WZ-AC1	Test Date: 2023-09-06
Limit: FCC_2.4G_RE(3m)	Engineer: Ajin Fan
Probe: BBHA9120D_1167_1-18GHz	Polarity: Vertical
EUT: ACCESS POINT	Power: By PoE
Test Mode: Transmit by 802.11n-HT20 at 2412MHz	

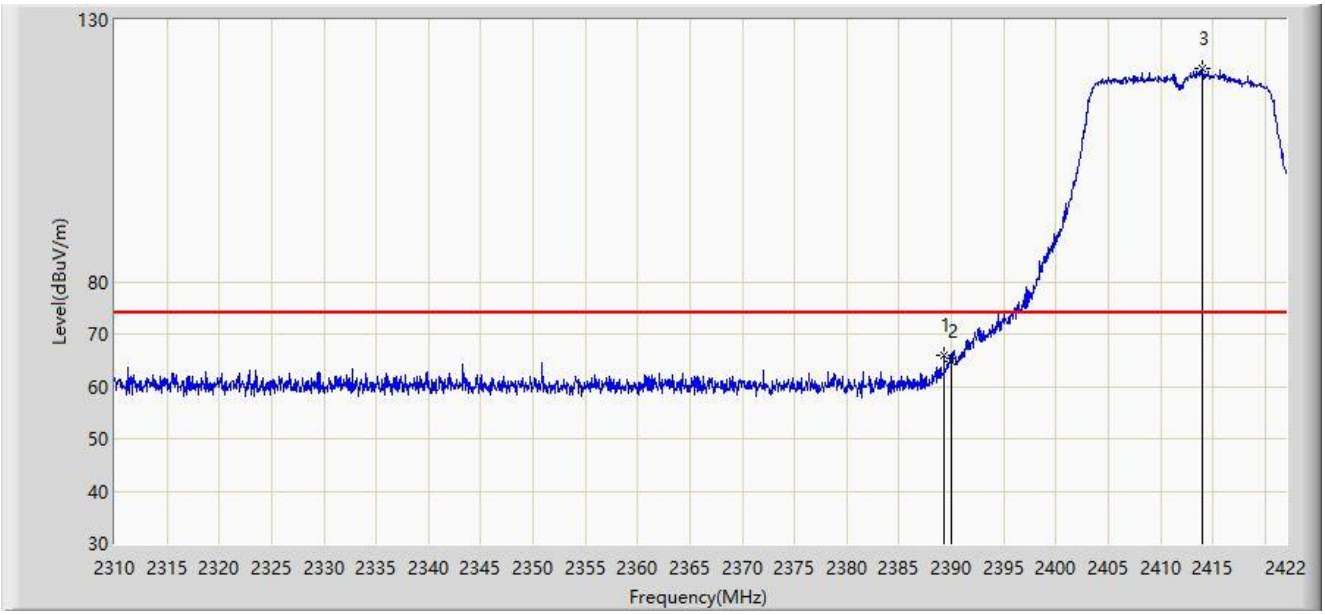

No	Mark	Frequency (MHz)	Measure Level (dBμV/m)	Reading Level (dBμV)	Margin (dB)	Limit (dBμV/m)	Factor (dB/m)	Type
1	*	2389.296	65.937	34.683	-8.063	74.000	31.254	PK
2		2390.000	64.720	33.466	-9.280	74.000	31.254	PK
3		2414.048	120.610	89.359	N/A	N/A	31.252	PK

Note 1: " * ", means this data is the worst emission level.

Note 2: Measure Level (dBμV/m) = Reading Level (dBμV) + Factor (dB/m).

Note 3: Factor (dB/m) = Cable Loss (dB) + Antenna Factor (dB/m).

Site: WZ-AC1	Test Date: 2023-09-05
Limit: FCC_2.4G_RE(3m)	Engineer: Ajin Fan
Probe: BBHA9120D_1167_1-18GHz	Polarity: Vertical
EUT: ACCESS POINT	Power: By PoE
Test Mode: Transmit by 802.11n-HT20 at 2412MHz	

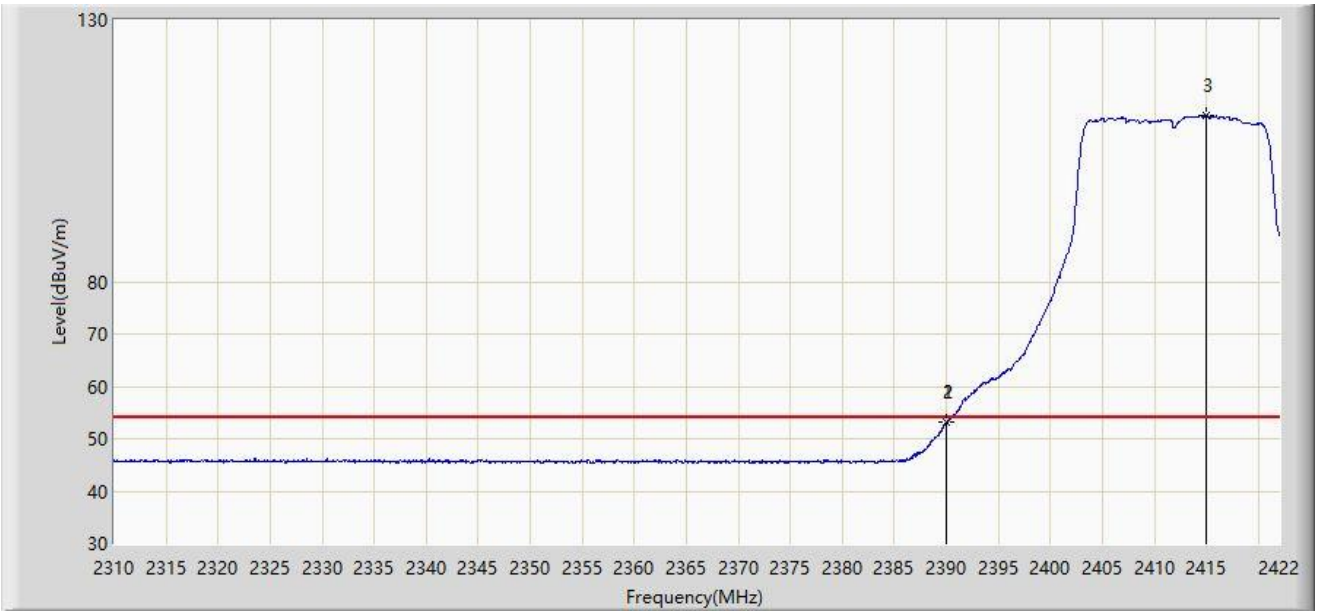

No	Mark	Frequency (MHz)	Measure Level (dBμV/m)	Reading Level (dBμV)	Margin (dB)	Limit (dBμV/m)	Factor (dB/m)	Type
1	*	2389.968	53.226	21.972	-0.774	54.000	31.254	AV
2		2390.000	53.200	21.946	-0.800	54.000	31.254	AV
3		2414.944	111.876	80.625	N/A	N/A	31.251	AV

Note 1: " * ", means this data is the worst emission level.

Note 2: Measure Level (dBμV/m) = Reading Level (dBμV) + Factor (dB/m).

Note 3: Factor (dB/m) = Cable Loss (dB) + Antenna Factor (dB/m).

Site: WZ-AC1	Test Date: 2023-09-06
Limit: FCC_2.4G_RE(3m)	Engineer: Ajin Fan
Probe: BBHA9120D_1167_1-18GHz	Polarity: Horizontal
EUT: ACCESS POINT	Power: By PoE
Test Mode: Transmit by 802.11n-HT20 at 2437MHz	

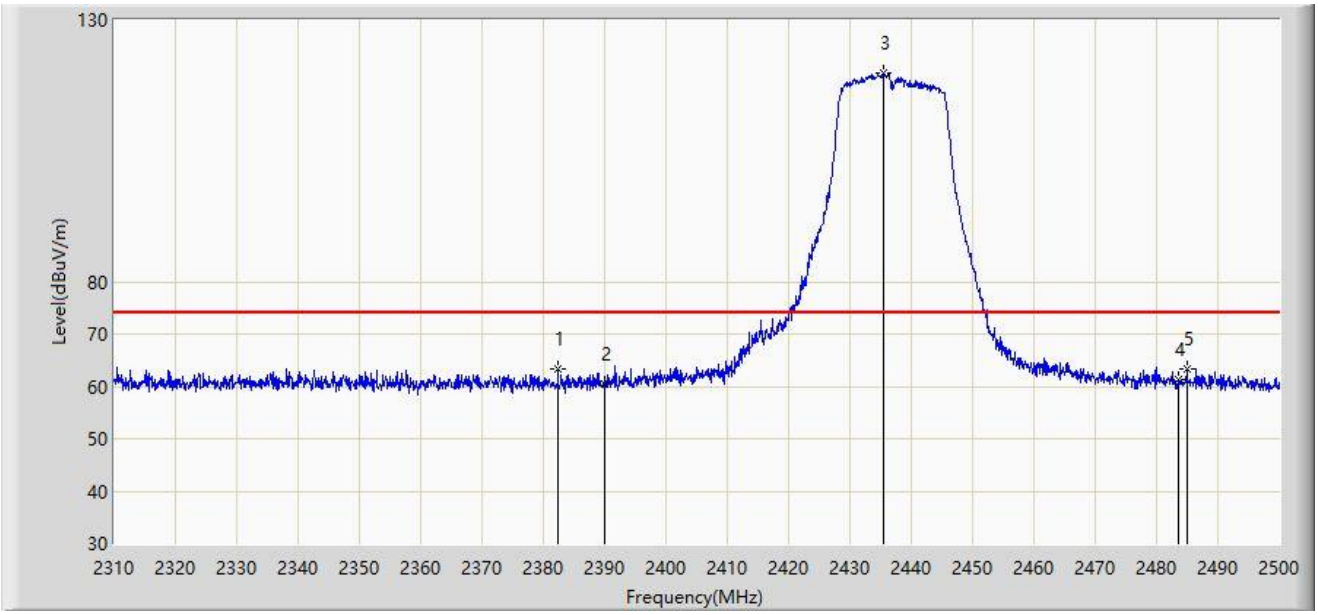

No	Mark	Frequency (MHz)	Measure Level (dBμV/m)	Reading Level (dBμV)	Margin (dB)	Limit (dBμV/m)	Factor (dB/m)	Type
1		2382.390	63.369	32.104	-10.631	74.000	31.265	PK
2		2390.000	60.365	29.111	-13.635	74.000	31.254	PK
3		2435.400	119.984	88.775	N/A	N/A	31.209	PK
4		2483.500	61.236	30.010	-12.764	74.000	31.226	PK
5	*	2484.895	63.425	32.198	-10.575	74.000	31.227	PK

Note 1: " * ", means this data is the worst emission level.

Note 2: Measure Level (dBμV/m) = Reading Level (dBμV) + Factor (dB/m).

Note 3: Factor (dB/m) = Cable Loss (dB) + Antenna Factor (dB/m).

Site: WZ-AC1	Test Date: 2023-09-06
Limit: FCC_2.4G_RE(3m)	Engineer: Ajin Fan
Probe: BBHA9120D_1167_1-18GHz	Polarity: Horizontal
EUT: ACCESS POINT	Power: By PoE
Test Mode: Transmit by 802.11n-HT20 at 2437MHz	

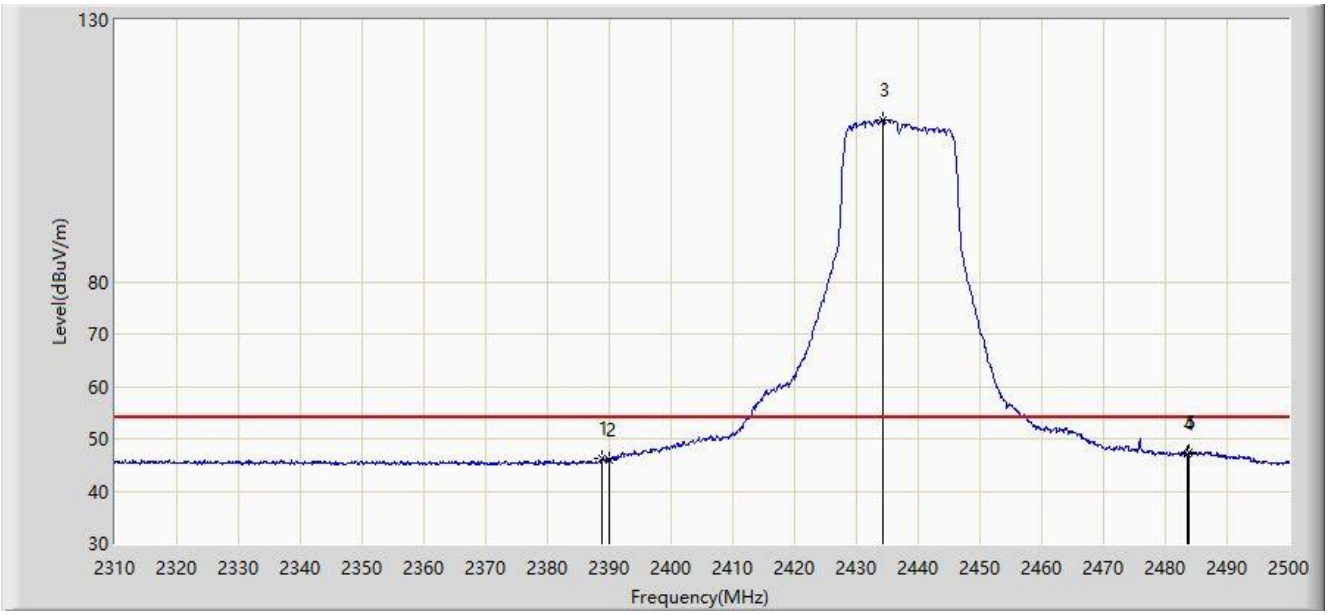

No	Mark	Frequency (MHz)	Measure Level (dBμV/m)	Reading Level (dBμV)	Margin (dB)	Limit (dBμV/m)	Factor (dB/m)	Type
1		2388.850	46.160	14.905	-7.840	54.000	31.254	AV
2		2390.000	45.824	14.570	-8.176	54.000	31.254	AV
3		2434.260	110.924	79.713	N/A	N/A	31.211	AV
4		2483.500	47.104	15.878	-6.896	54.000	31.226	AV
5	*	2483.755	47.426	16.200	-6.574	54.000	31.226	AV

Note 1: " * ", means this data is the worst emission level.

Note 2: Measure Level (dBμV/m) = Reading Level (dBμV) + Factor (dB/m).

Note 3: Factor (dB/m) = Cable Loss (dB) + Antenna Factor (dB/m).

Site: WZ-AC1	Test Date: 2023-09-06
Limit: FCC_2.4G_RE(3m)	Engineer: Ajin Fan
Probe: BBHA9120D_1167_1-18GHz	Polarity: Vertical
EUT: ACCESS POINT	Power: By PoE
Test Mode: Transmit by 802.11n-HT20 at 2437MHz	

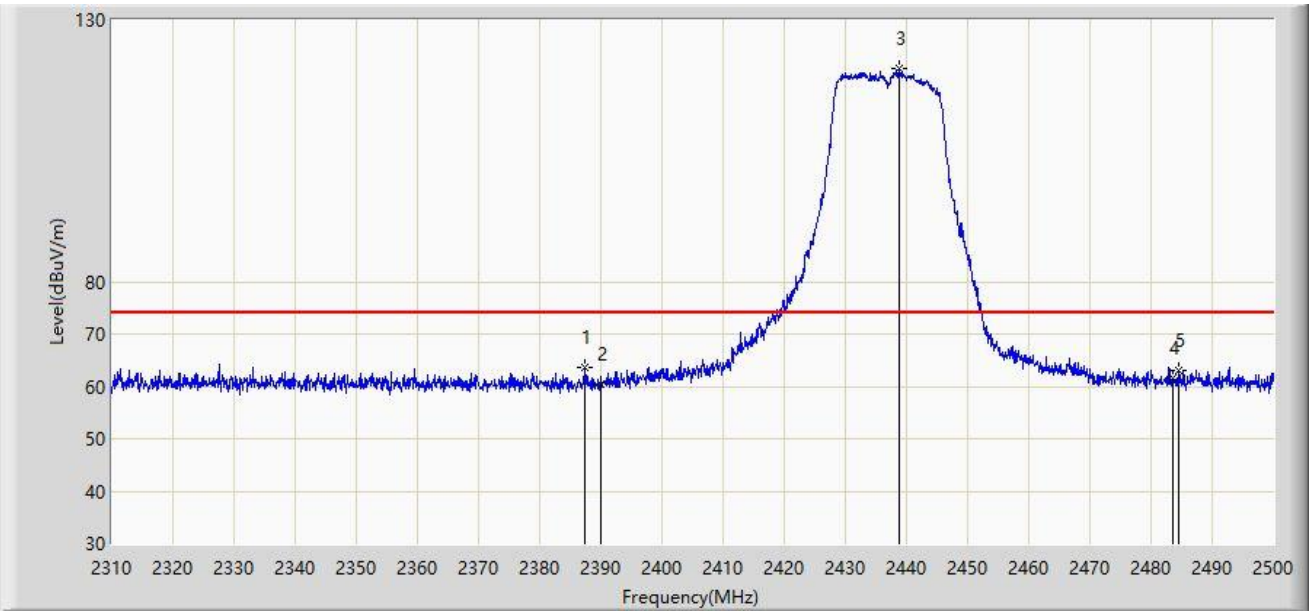

No	Mark	Frequency (MHz)	Measure Level (dBμV/m)	Reading Level (dBμV)	Margin (dB)	Limit (dBμV/m)	Factor (dB/m)	Type
1	*	2387.330	63.506	32.250	-10.494	74.000	31.256	PK
2		2390.000	60.414	29.160	-13.586	74.000	31.254	PK
3		2438.725	120.806	89.601	N/A	N/A	31.204	PK
4		2483.500	61.646	30.420	-12.354	74.000	31.226	PK
5		2484.515	63.163	31.936	-10.837	74.000	31.227	PK

Note 1: " * ", means this data is the worst emission level.

Note 2: Measure Level (dBμV/m) = Reading Level (dBμV) + Factor (dB/m).

Note 3: Factor (dB/m) = Cable Loss (dB) + Antenna Factor (dB/m).

Site: WZ-AC1	Test Date: 2023-09-06
Limit: FCC_2.4G_RE(3m)	Engineer: Ajin Fan
Probe: BBHA9120D_1167_1-18GHz	Polarity: Vertical
EUT: ACCESS POINT	Power: By PoE
Test Mode: Transmit by 802.11n-HT20 at 2437MHz	

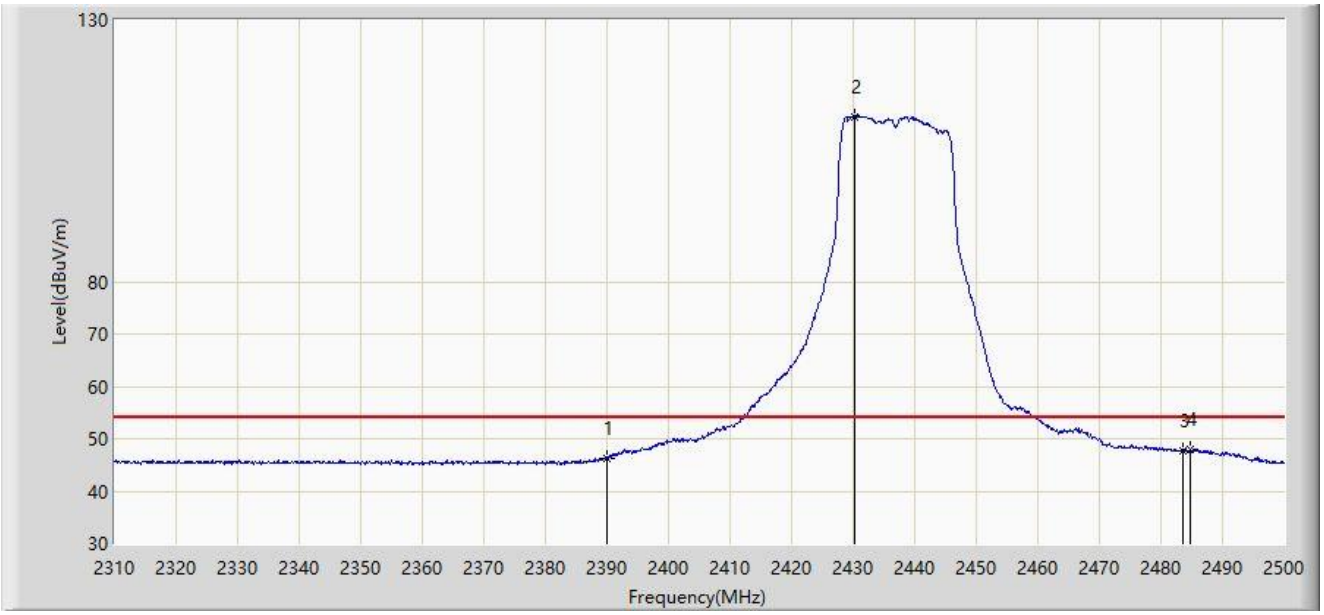

No	Mark	Frequency (MHz)	Measure Level (dBμV/m)	Reading Level (dBμV)	Margin (dB)	Limit (dBμV/m)	Factor (dB/m)	Type
1		2390.000	46.343	15.089	-7.657	54.000	31.254	AV
2		2430.175	111.531	80.312	N/A	N/A	31.219	AV
3		2483.500	47.556	16.330	-6.444	54.000	31.226	AV
4	*	2484.705	48.013	16.786	-5.987	54.000	31.227	AV

Note 1: " * ", means this data is the worst emission level.

Note 2: Measure Level (dBμV/m) = Reading Level (dBμV) + Factor (dB/m).

Note 3: Factor (dB/m) = Cable Loss (dB) + Antenna Factor (dB/m).

Site: WZ-AC1	Test Date: 2023-09-10
Limit: FCC_2.4G_RE(3m)	Engineer: Bob Zhang
Probe: BBHA9120D_1167_1-18GHz	Polarity: Vertical
EUT: ACCESS POINT	Power: By PoE
Test Mode: Transmit by 802.11n-HT20 at 2457MHz	

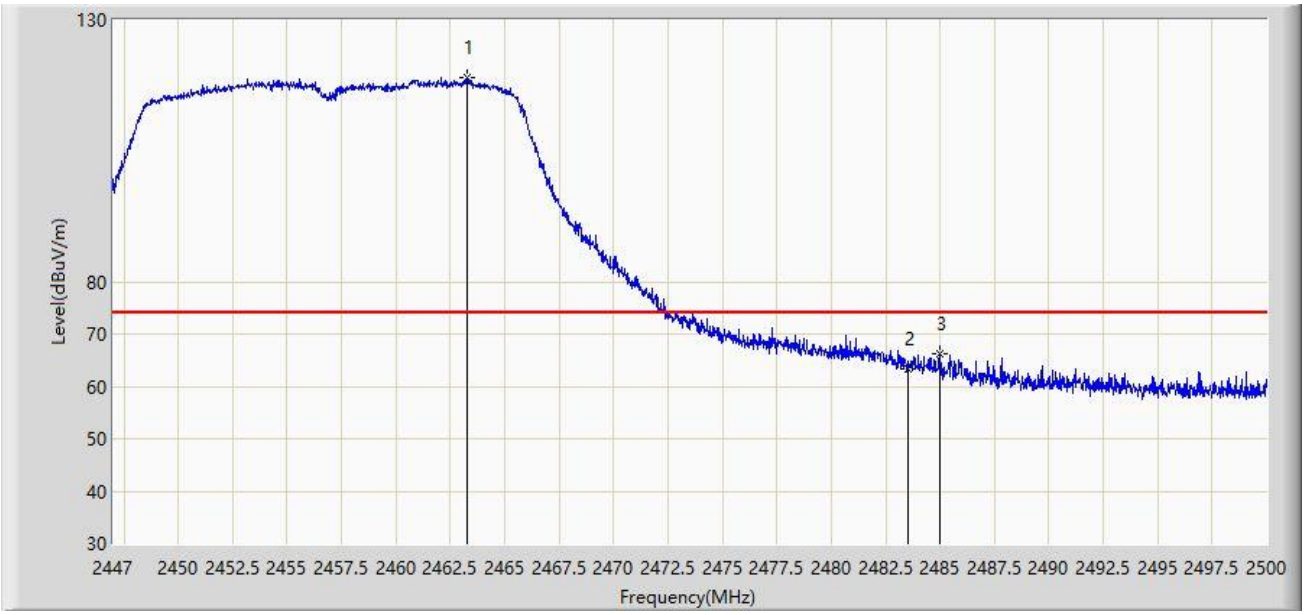

No	Mark	Frequency (MHz)	Measure Level (dBμV/m)	Reading Level (dBμV)	Margin (dB)	Limit (dBμV/m)	Factor (dB/m)	Type
1		2463.244	119.016	87.325	N/A	N/A	31.691	PK
2		2483.500	63.336	31.639	-10.664	74.000	31.696	PK
3	*	2485.001	66.286	34.590	-7.714	74.000	31.696	PK

Note 1: " * ", means this data is the worst emission level.

Note 2: Measure Level (dBμV/m) = Reading Level (dBμV) + Factor (dB/m).

Note 3: Factor (dB/m) = Cable Loss (dB) + Antenna Factor (dB/m).

Site: WZ-AC1	Test Date: 2023-09-10
Limit: FCC_2.4G_RE(3m)	Engineer: Bob Zhang
Probe: BBHA9120D_1167_1-18GHz	Polarity: Vertical
EUT: ACCESS POINT	Power: By PoE
Test Mode: Transmit by 802.11n-HT20 at 2457MHz	

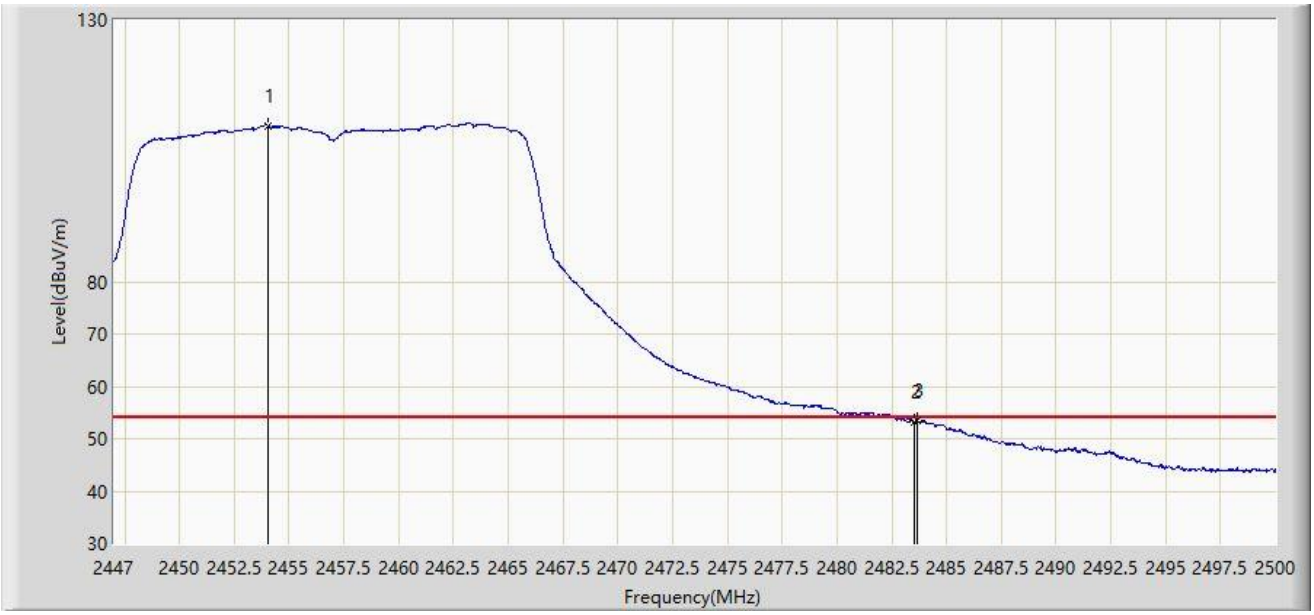

No	Mark	Frequency (MHz)	Measure Level (dBμV/m)	Reading Level (dBμV)	Margin (dB)	Limit (dBμV/m)	Factor (dB/m)	Type
1		2454.049	109.821	78.126	N/A	N/A	31.695	AV
2		2483.500	53.198	21.501	-0.802	54.000	31.696	AV
3	*	2483.676	53.357	21.660	-0.643	54.000	31.697	AV

Note 1: " * ", means this data is the worst emission level.

Note 2: Measure Level (dBμV/m) = Reading Level (dBμV) + Factor (dB/m).

Note 3: Factor (dB/m) = Cable Loss (dB) + Antenna Factor (dB/m).

Site: WZ-AC1	Test Date: 2023-09-06
Limit: FCC_2.4G_RE(3m)	Engineer: Ajin Fan
Probe: BBHA9120D_1167_1-18GHz	Polarity: Horizontal
EUT: ACCESS POINT	Power: By PoE
Test Mode: Transmit by 802.11n-HT20 at 2462MHz	

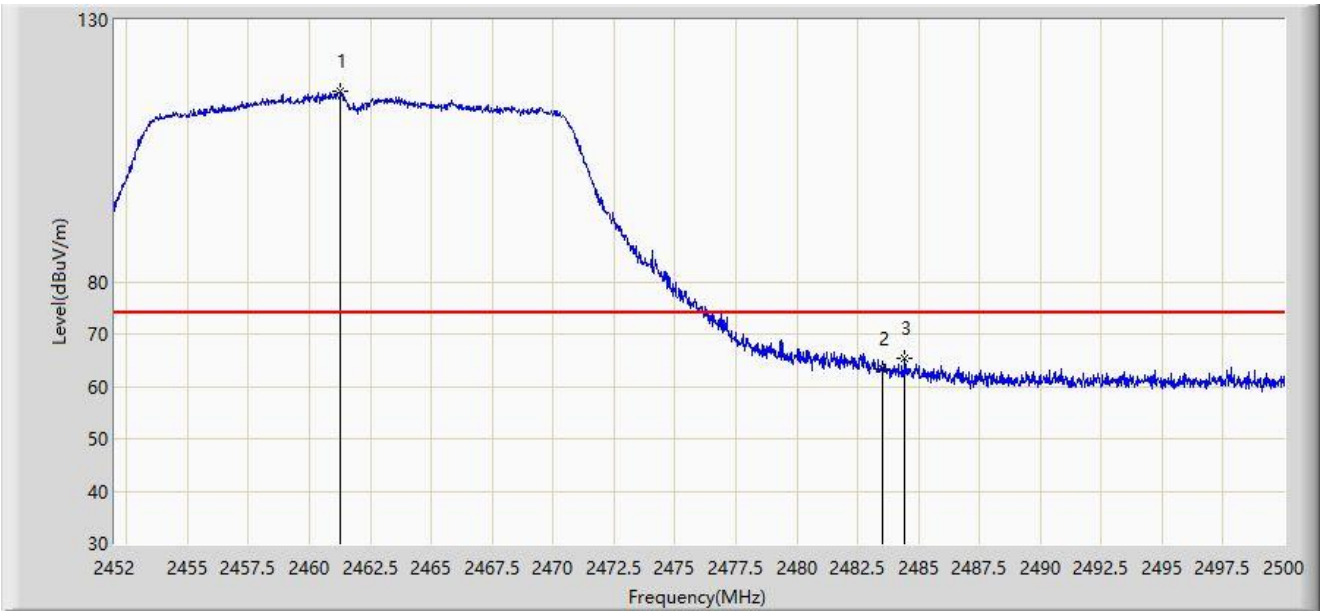

No	Mark	Frequency (MHz)	Measure Level (dBμV/m)	Reading Level (dBμV)	Margin (dB)	Limit (dBμV/m)	Factor (dB/m)	Type
1		2461.288	116.285	85.059	N/A	N/A	31.226	PK
2		2483.500	63.241	32.015	-10.759	74.000	31.226	PK
3	*	2484.424	65.271	34.044	-8.729	74.000	31.227	PK

Note 1: " * ", means this data is the worst emission level.

Note 2: Measure Level (dBμV/m) = Reading Level (dBμV) + Factor (dB/m).

Note 3: Factor (dB/m) = Cable Loss (dB) + Antenna Factor (dB/m).

Site: WZ-AC1	Test Date: 2023-09-06
Limit: FCC_2.4G_RE(3m)	Engineer: Ajin Fan
Probe: BBHA9120D_1167_1-18GHz	Polarity: Horizontal
EUT: ACCESS POINT	Power: By PoE
Test Mode: Transmit by 802.11n-HT20 at 2462MHz	

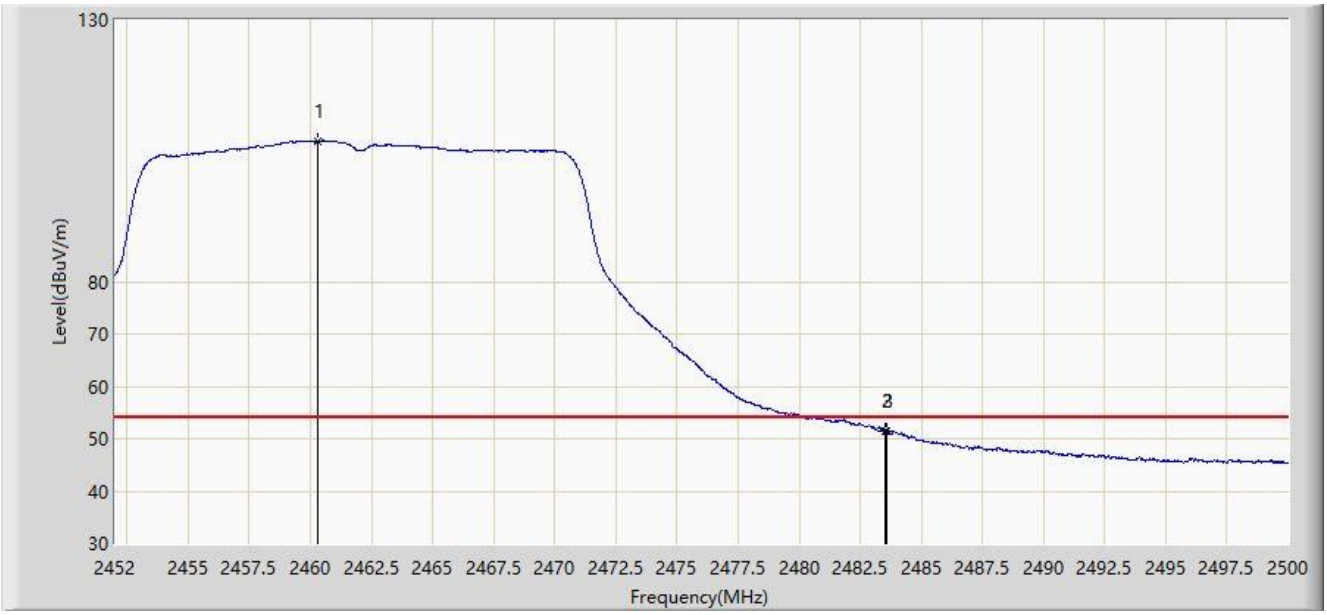

No	Mark	Frequency (MHz)	Measure Level (dBμV/m)	Reading Level (dBμV)	Margin (dB)	Limit (dBμV/m)	Factor (dB/m)	Type
1		2460.328	106.883	75.656	N/A	N/A	31.227	AV
2		2483.500	51.532	20.306	-2.468	54.000	31.226	AV
3	*	2483.560	51.557	20.331	-2.443	54.000	31.226	AV

Note 1: " * ", means this data is the worst emission level.

Note 2: Measure Level (dBμV/m) = Reading Level (dBμV) + Factor (dB/m).

Note 3: Factor (dB/m) = Cable Loss (dB) + Antenna Factor (dB/m).

Site: WZ-AC1	Test Date: 2023-09-06
Limit: FCC_2.4G_RE(3m)	Engineer: Ajin Fan
Probe: BBHA9120D_1167_1-18GHz	Polarity: Vertical
EUT: ACCESS POINT	Power: By PoE
Test Mode: Transmit by 802.11n-HT20 at 2462MHz	

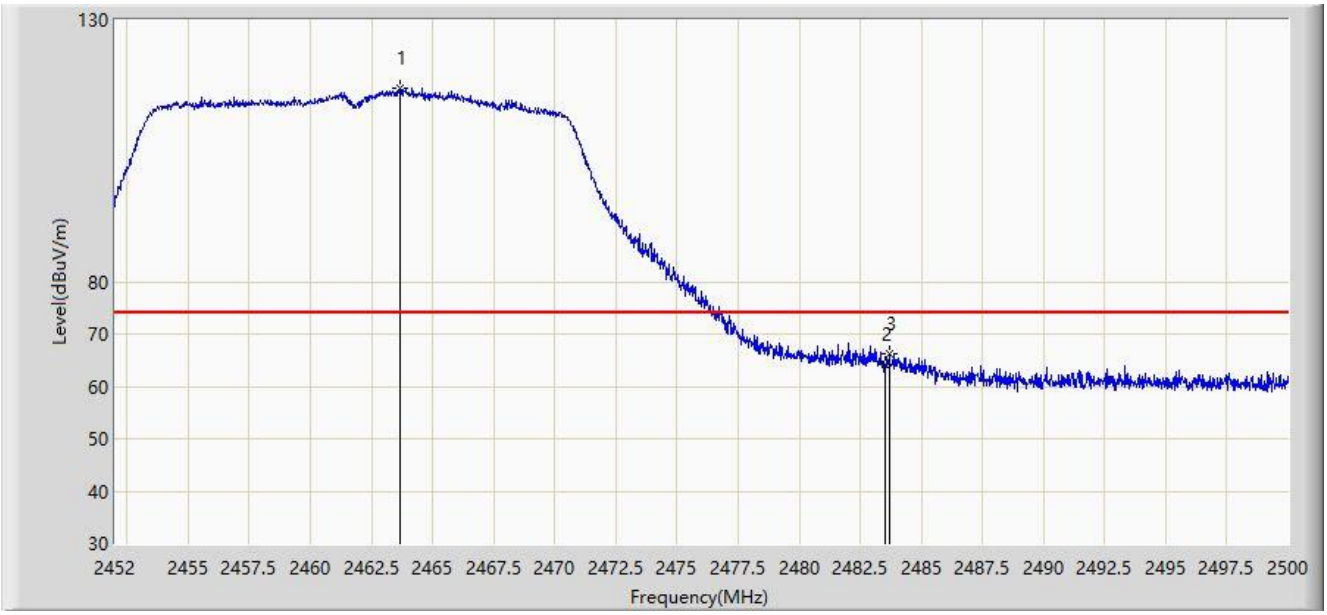

No	Mark	Frequency (MHz)	Measure Level (dBμV/m)	Reading Level (dBμV)	Margin (dB)	Limit (dBμV/m)	Factor (dB/m)	Type
1		2463.640	116.976	85.751	N/A	N/A	31.224	PK
2		2483.500	64.183	32.957	-9.817	74.000	31.226	PK
3	*	2483.680	66.244	35.018	-7.756	74.000	31.226	PK

Note 1: " * ", means this data is the worst emission level.

Note 2: Measure Level (dBμV/m) = Reading Level (dBμV) + Factor (dB/m).

Note 3: Factor (dB/m) = Cable Loss (dB) + Antenna Factor (dB/m).

Site: WZ-AC1	Test Date: 2023-09-06
Limit: FCC_2.4G_RE(3m)	Engineer: Ajin Fan
Probe: BBHA9120D_1167_1-18GHz	Polarity: Vertical
EUT: ACCESS POINT	Power: By PoE
Test Mode: Transmit by 802.11n-HT20 at 2462MHz	

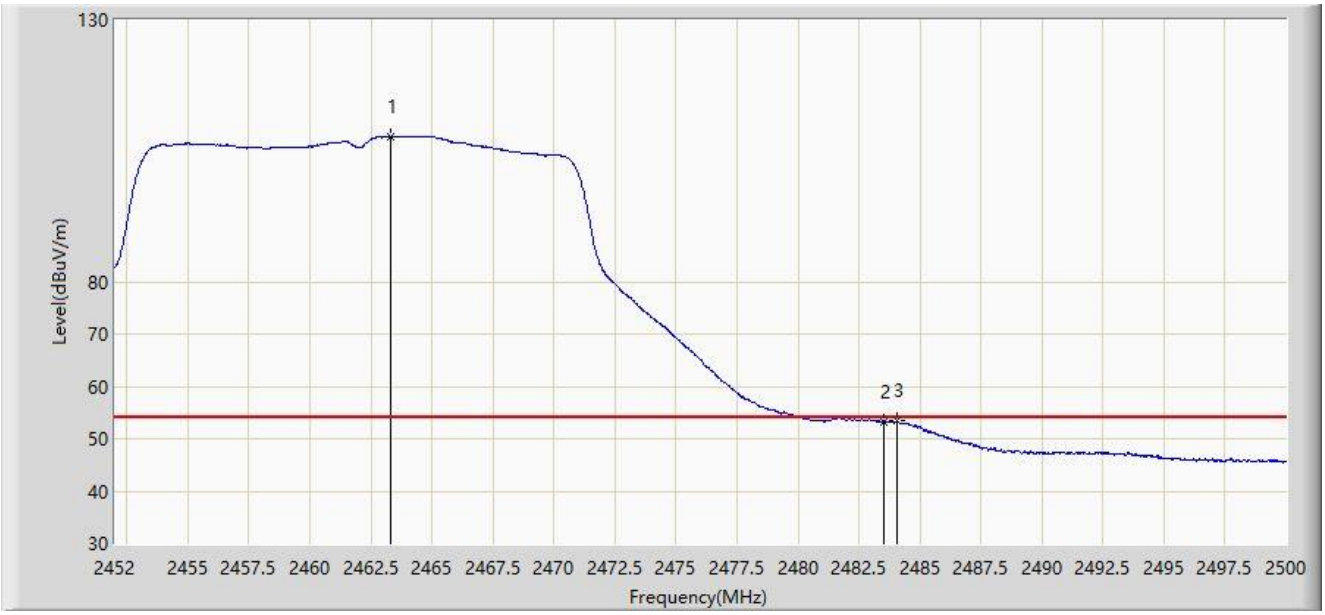

No	Mark	Frequency (MHz)	Measure Level (dBμV/m)	Reading Level (dBμV)	Margin (dB)	Limit (dBμV/m)	Factor (dB/m)	Type
1		2463.328	107.822	76.597	N/A	N/A	31.224	AV
2		2483.500	53.313	22.087	-0.687	54.000	31.226	AV
3	*	2484.040	53.389	22.162	-0.611	54.000	31.227	AV

Note 1: " * ", means this data is the worst emission level.

Note 2: Measure Level (dBμV/m) = Reading Level (dBμV) + Factor (dB/m).

Note 3: Factor (dB/m) = Cable Loss (dB) + Antenna Factor (dB/m).

Site: WZ-AC1	Test Date: 2023-09-06
Limit: FCC_2.4G_RE(3m)	Engineer: Ajin Fan
Probe: BBHA9120D_1167_1-18GHz	Polarity: Horizontal
EUT: ACCESS POINT	Power: By PoE
Test Mode: Transmit by 802.11n-HT40 at 2422MHz	

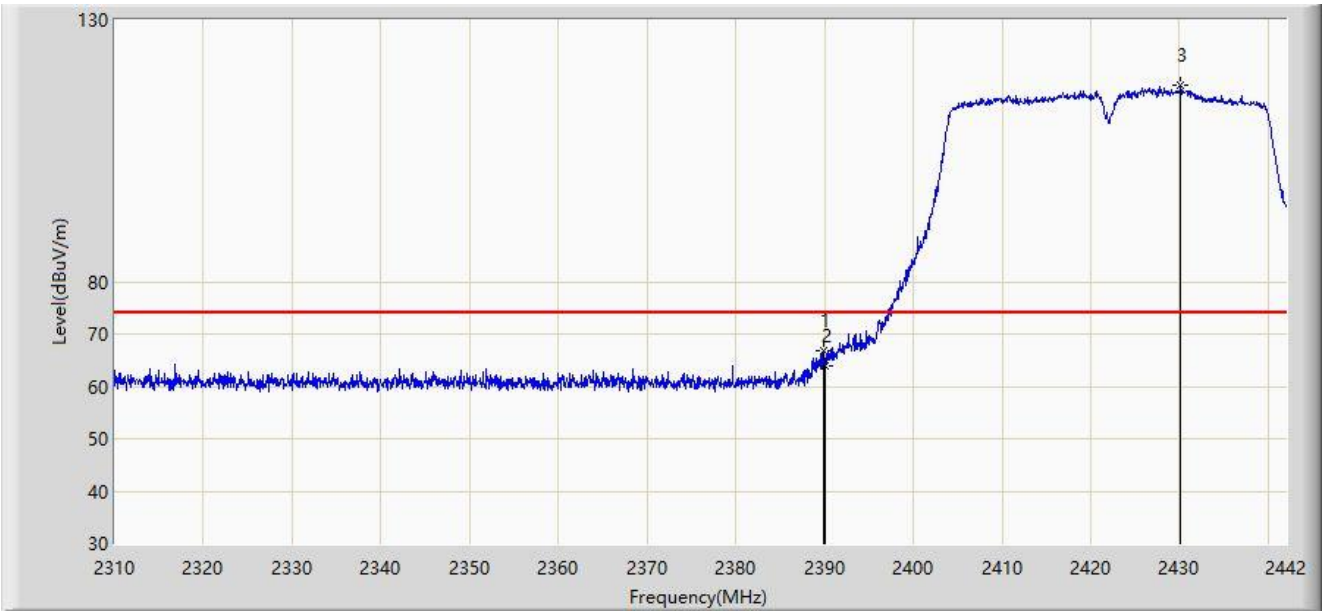

No	Mark	Frequency (MHz)	Measure Level (dBμV/m)	Reading Level (dBμV)	Margin (dB)	Limit (dBμV/m)	Factor (dB/m)	Type
1	*	2389.926	66.824	35.570	-7.176	74.000	31.254	PK
2		2390.000	63.918	32.664	-10.082	74.000	31.254	PK
3		2430.120	117.547	86.328	N/A	N/A	31.220	PK

Note 1: " * ", means this data is the worst emission level.

Note 2: Measure Level (dBμV/m) = Reading Level (dBμV) + Factor (dB/m).

Note 3: Factor (dB/m) = Cable Loss (dB) + Antenna Factor (dB/m).

Site: WZ-AC1	Test Date: 2023-09-06
Limit: FCC_2.4G_RE(3m)	Engineer: Ajin Fan
Probe: BBHA9120D_1167_1-18GHz	Polarity: Horizontal
EUT: ACCESS POINT	Power: By PoE
Test Mode: Transmit by 802.11n-HT40 at 2422MHz	

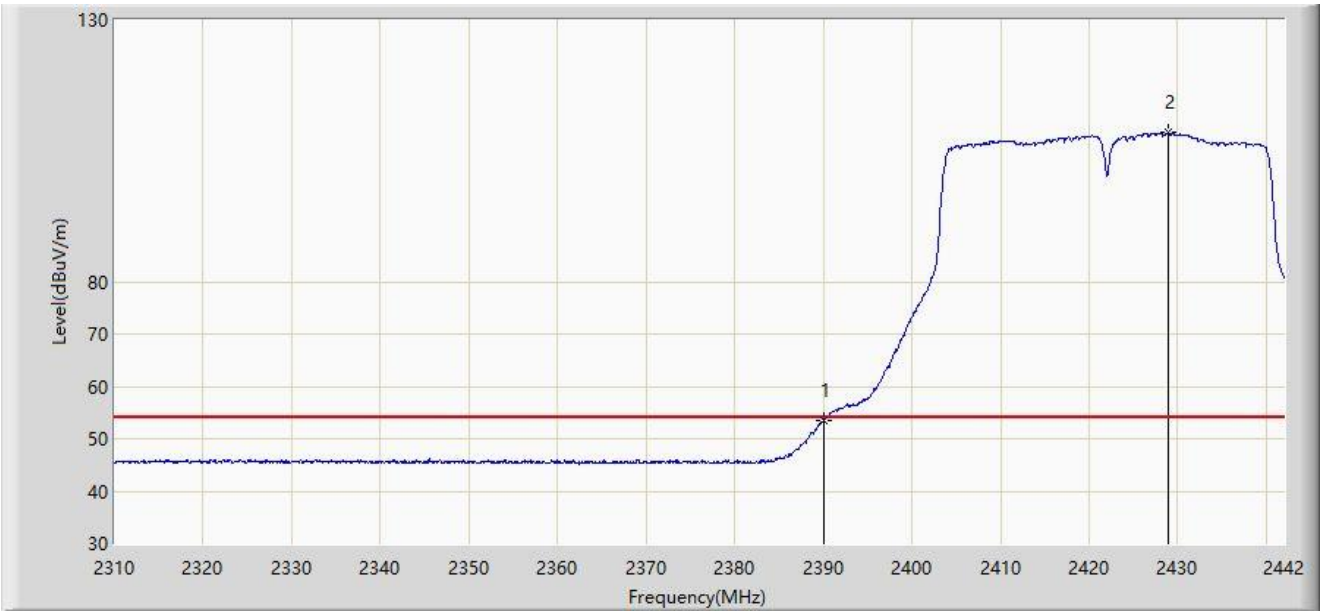

No	Mark	Frequency (MHz)	Measure Level (dBμV/m)	Reading Level (dBμV)	Margin (dB)	Limit (dBμV/m)	Factor (dB/m)	Type
1	*	2390.000	53.378	22.124	-0.622	54.000	31.254	AV
2		2428.932	108.439	77.217	N/A	N/A	31.222	AV

Note 1: " * ", means this data is the worst emission level.

Note 2: Measure Level (dBμV/m) = Reading Level (dBμV) + Factor (dB/m).

Note 3: Factor (dB/m) = Cable Loss (dB) + Antenna Factor (dB/m).

Site: WZ-AC1	Test Date: 2023-09-06
Limit: FCC_2.4G_RE(3m)	Engineer: Ajin Fan
Probe: BBHA9120D_1167_1-18GHz	Polarity: Vertical
EUT: ACCESS POINT	Power: By PoE
Test Mode: Transmit by 802.11n-HT40 at 2422MHz	

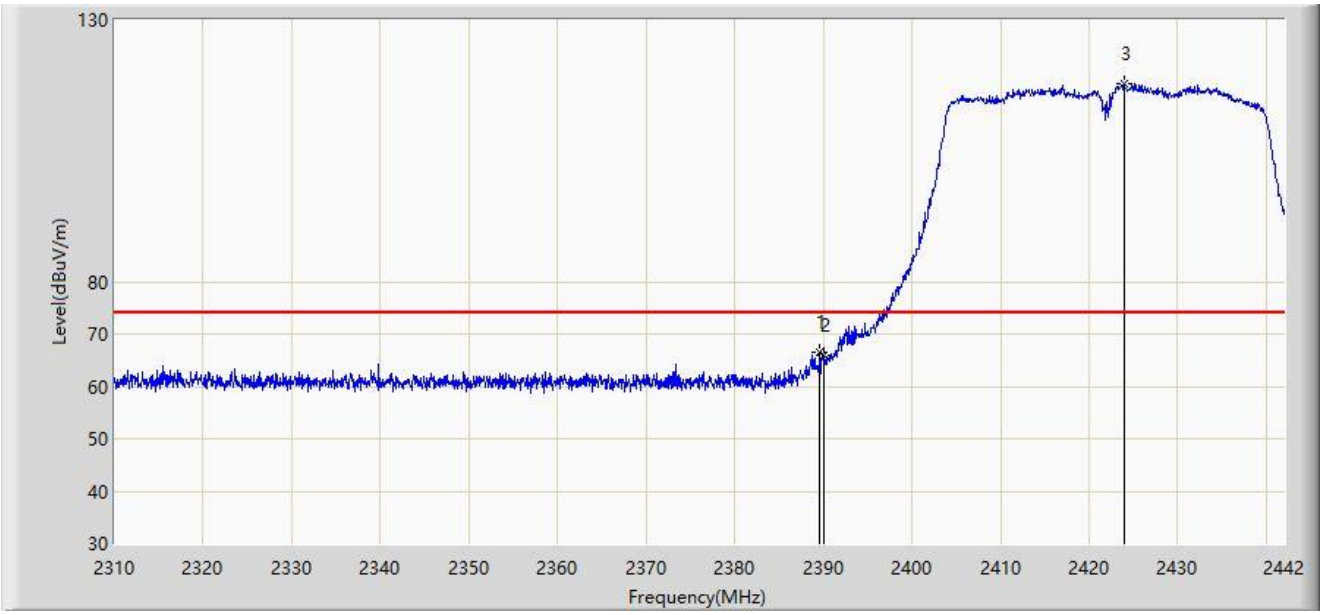

No	Mark	Frequency (MHz)	Measure Level (dBμV/m)	Reading Level (dBμV)	Margin (dB)	Limit (dBμV/m)	Factor (dB/m)	Type
1	*	2389.596	66.406	35.152	-7.594	74.000	31.254	PK
2		2390.000	65.910	34.656	-8.090	74.000	31.254	PK
3		2423.982	117.959	86.723	N/A	N/A	31.236	PK

Note 1: " * ", means this data is the worst emission level.

Note 2: Measure Level (dBμV/m) = Reading Level (dBμV) + Factor (dB/m).

Note 3: Factor (dB/m) = Cable Loss (dB) + Antenna Factor (dB/m).

Site: WZ-AC1	Test Date: 2023-09-06
Limit: FCC_2.4G_RE(3m)	Engineer: Ajin Fan
Probe: BBHA9120D_1167_1-18GHz	Polarity: Vertical
EUT: ACCESS POINT	Power: By PoE
Test Mode: Transmit by 802.11n-HT40 at 2422MHz	

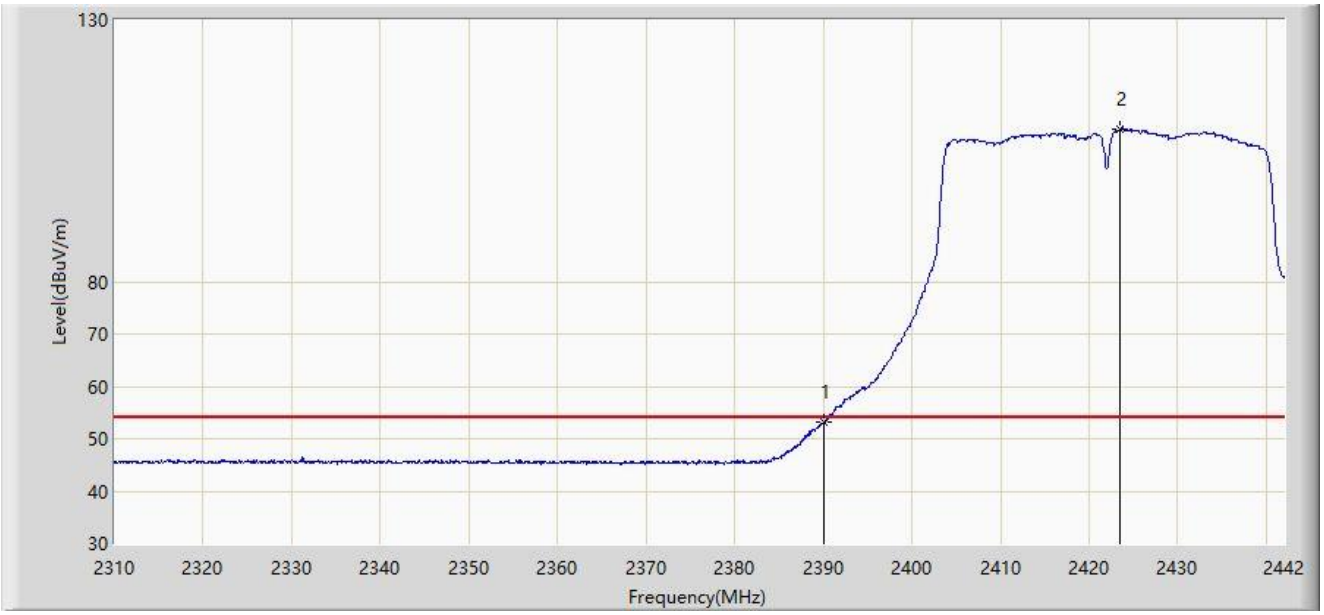

No	Mark	Frequency (MHz)	Measure Level (dBμV/m)	Reading Level (dBμV)	Margin (dB)	Limit (dBμV/m)	Factor (dB/m)	Type
1	*	2390.000	53.223	21.969	-0.777	54.000	31.254	AV
2		2423.454	109.102	77.865	N/A	N/A	31.238	AV

Note 1: " * ", means this data is the worst emission level.

Note 2: Measure Level (dBμV/m) = Reading Level (dBμV) + Factor (dB/m).

Note 3: Factor (dB/m) = Cable Loss (dB) + Antenna Factor (dB/m).

Site: WZ-AC1	Test Date: 2023-09-06
Limit: FCC_2.4G_RE(3m)	Engineer: Ajin Fan
Probe: BBHA9120D_1167_1-18GHz	Polarity: Horizontal
EUT: ACCESS POINT	Power: By PoE
Test Mode: Transmit by 802.11n-HT40 at 2437MHz	

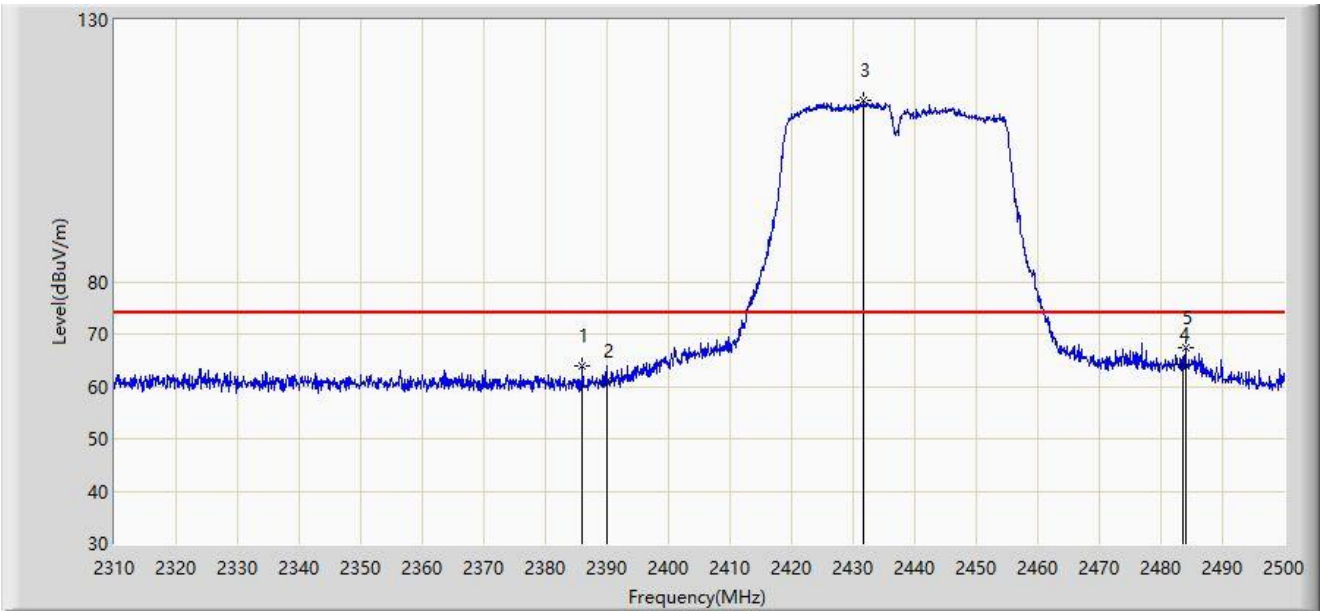

No	Mark	Frequency (MHz)	Measure Level (dBμV/m)	Reading Level (dBμV)	Margin (dB)	Limit (dBμV/m)	Factor (dB/m)	Type
1		2386.000	64.021	32.764	-9.979	74.000	31.257	PK
2		2390.000	61.012	29.758	-12.988	74.000	31.254	PK
3		2431.695	114.505	83.289	N/A	N/A	31.216	PK
4		2483.500	64.316	33.090	-9.684	74.000	31.226	PK
5	*	2483.945	67.387	36.160	-6.613	74.000	31.227	PK

Note 1: " * ", means this data is the worst emission level.

Note 2: Measure Level (dBμV/m) = Reading Level (dBμV) + Factor (dB/m).

Note 3: Factor (dB/m) = Cable Loss (dB) + Antenna Factor (dB/m).

Site: WZ-AC1	Test Date: 2023-09-06
Limit: FCC_2.4G_RE(3m)	Engineer: Ajin Fan
Probe: BBHA9120D_1167_1-18GHz	Polarity: Horizontal
EUT: ACCESS POINT	Power: By PoE
Test Mode: Transmit by 802.11n-HT40 at 2437MHz	

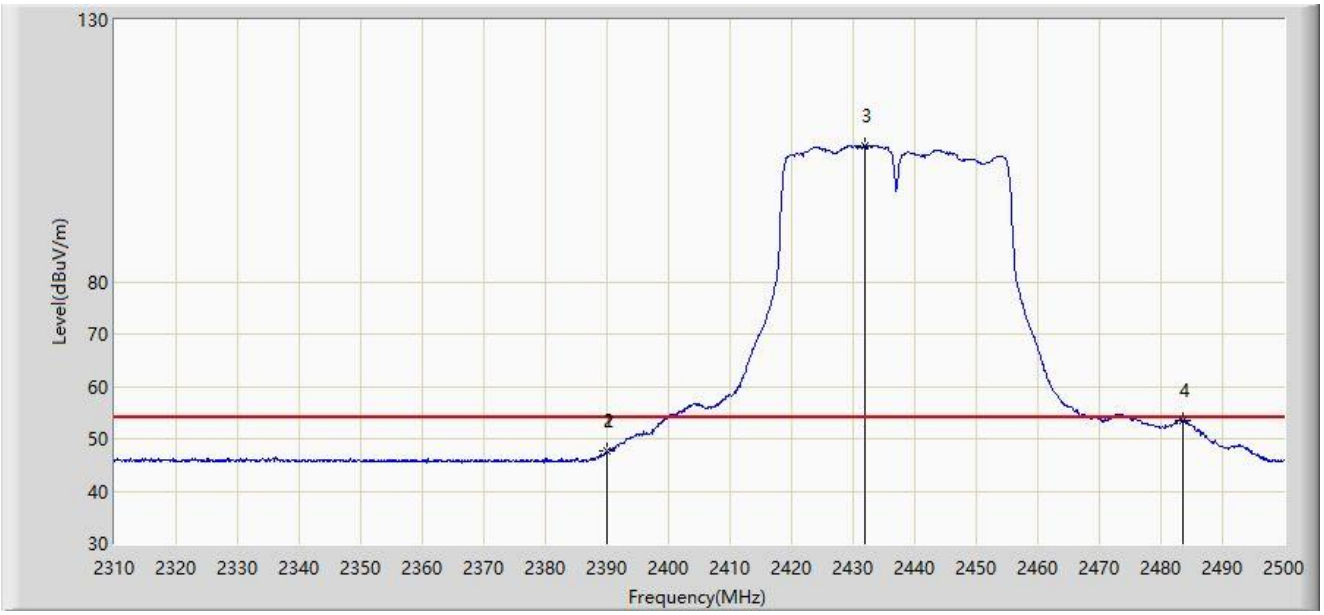

No	Mark	Frequency (MHz)	Measure Level (dBμV/m)	Reading Level (dBμV)	Margin (dB)	Limit (dBμV/m)	Factor (dB/m)	Type
1		2389.990	47.630	16.376	-6.370	54.000	31.254	AV
2		2390.000	47.600	16.346	-6.400	54.000	31.254	AV
3		2431.980	105.978	74.762	N/A	N/A	31.216	AV
4	*	2483.500	53.461	22.235	-0.539	54.000	31.226	AV

Note 1: " * ", means this data is the worst emission level.

Note 2: Measure Level (dBμV/m) = Reading Level (dBμV) + Factor (dB/m).

Note 3: Factor (dB/m) = Cable Loss (dB) + Antenna Factor (dB/m).

Site: WZ-AC1	Test Date: 2023-09-06
Limit: FCC_2.4G_RE(3m)	Engineer: Ajin Fan
Probe: BBHA9120D_1167_1-18GHz	Polarity: Vertical
EUT: ACCESS POINT	Power: By PoE
Test Mode: Transmit by 802.11n-HT40 at 2437MHz	

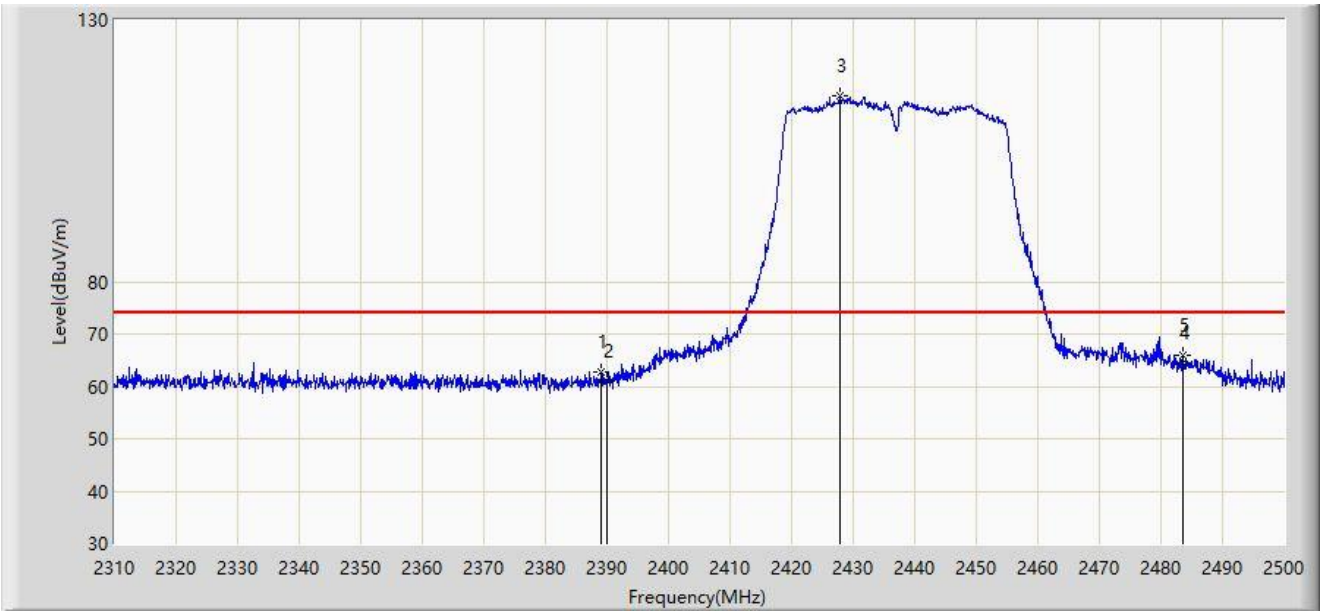

No	Mark	Frequency (MHz)	Measure Level (dBμV/m)	Reading Level (dBμV)	Margin (dB)	Limit (dBμV/m)	Factor (dB/m)	Type
1		2389.135	62.703	31.449	-11.297	74.000	31.254	PK
2		2390.000	60.950	29.696	-13.050	74.000	31.254	PK
3		2427.800	115.382	84.158	N/A	N/A	31.224	PK
4		2483.500	64.526	33.300	-9.474	74.000	31.226	PK
5	*	2483.565	65.801	34.575	-8.199	74.000	31.226	PK

Note 1: " * ", means this data is the worst emission level.

Note 2: Measure Level (dBμV/m) = Reading Level (dBμV) + Factor (dB/m).

Note 3: Factor (dB/m) = Cable Loss (dB) + Antenna Factor (dB/m).

Site: WZ-AC1	Test Date: 2023-09-06
Limit: FCC_2.4G_RE(3m)	Engineer: Ajin Fan
Probe: BBHA9120D_1167_1-18GHz	Polarity: Vertical
EUT: ACCESS POINT	Power: By PoE
Test Mode: Transmit by 802.11n-HT40 at 2437MHz	

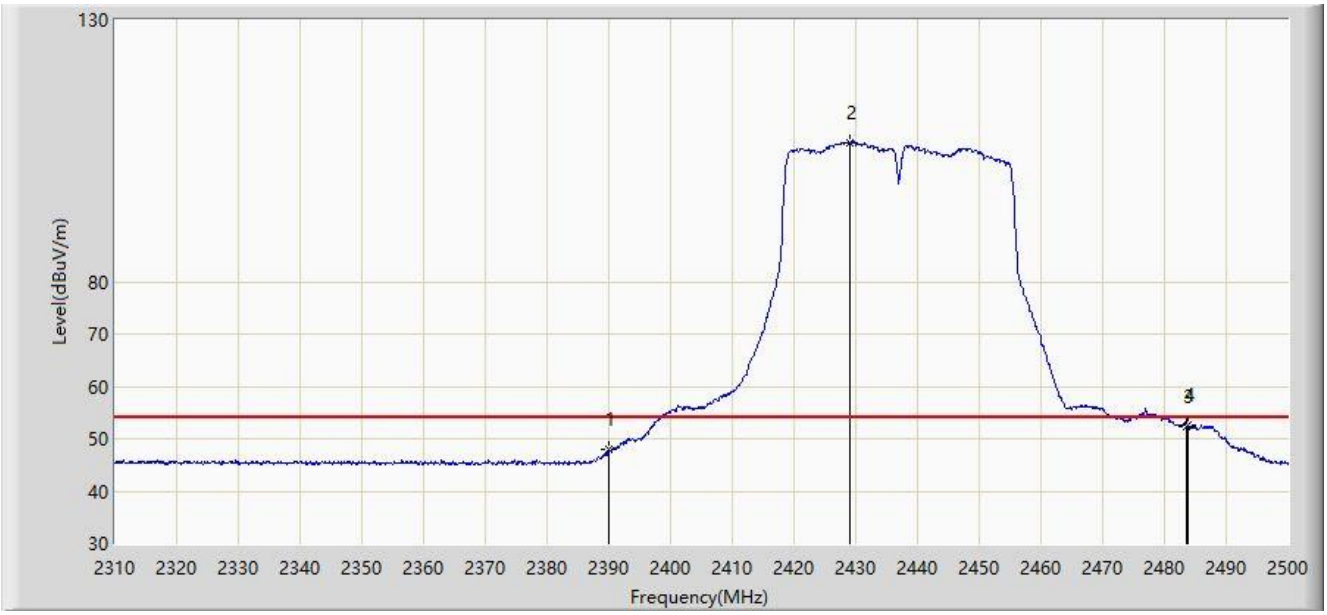

No	Mark	Frequency (MHz)	Measure Level (dBμV/m)	Reading Level (dBμV)	Margin (dB)	Limit (dBμV/m)	Factor (dB/m)	Type
1		2390.000	47.858	16.604	-6.142	54.000	31.254	AV
2		2428.940	106.592	75.370	N/A	N/A	31.222	AV
3		2483.500	52.321	21.095	-1.679	54.000	31.226	AV
4	*	2483.850	52.468	21.242	-1.532	54.000	31.226	AV

Note 1: " * ", means this data is the worst emission level.

Note 2: Measure Level (dBμV/m) = Reading Level (dBμV) + Factor (dB/m).

Note 3: Factor (dB/m) = Cable Loss (dB) + Antenna Factor (dB/m).

Site: WZ-AC1	Test Date: 2023-09-10
Limit: FCC_2.4G_RE(3m)	Engineer: Bob Zhang
Probe: BBHA9120D_1167_1-18GHz	Polarity: Vertical
EUT: ACCESS POINT	Power: By PoE
Test Mode: Transmit by 802.11n-HT40 at 2447MHz	

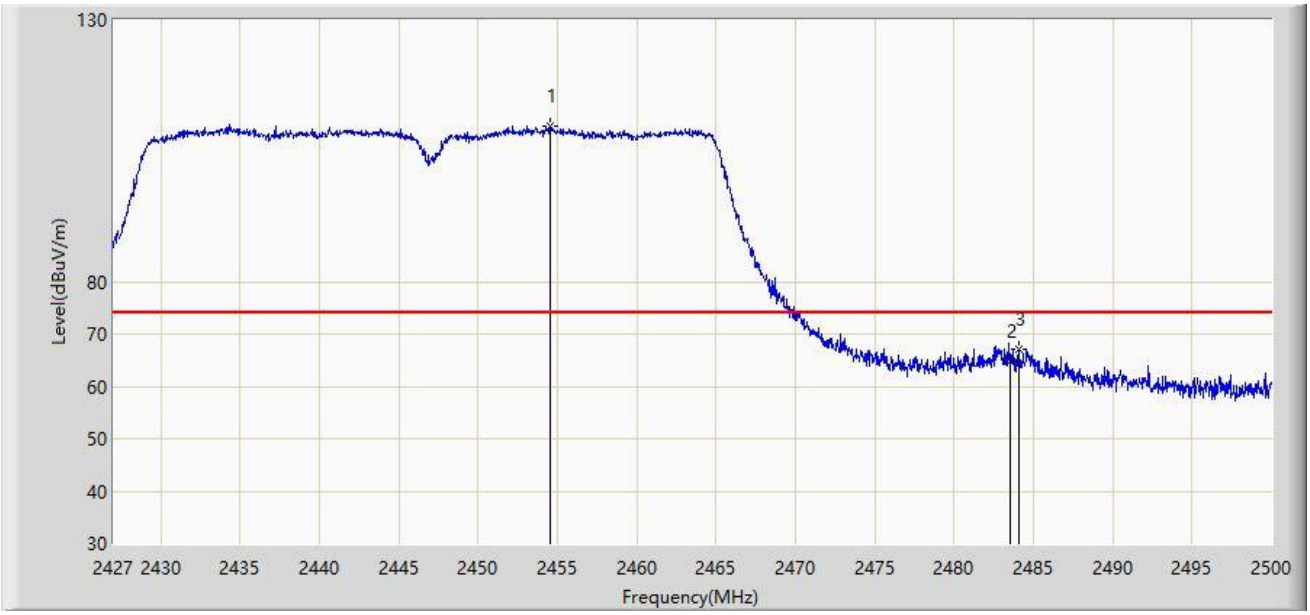

No	Mark	Frequency (MHz)	Measure Level (dBμV/m)	Reading Level (dBμV)	Margin (dB)	Limit (dBμV/m)	Factor (dB/m)	Type
1		2454.521	109.773	78.079	N/A	N/A	31.693	PK
2		2483.500	64.744	33.047	-9.256	74.000	31.696	PK
3	*	2484.050	67.051	35.354	-6.949	74.000	31.697	PK

Note 1: " * ", means this data is the worst emission level.

Note 2: Measure Level (dBμV/m) = Reading Level (dBμV) + Factor (dB/m).

Note 3: Factor (dB/m) = Cable Loss (dB) + Antenna Factor (dB/m).

Site: WZ-AC1	Test Date: 2023-09-10
Limit: FCC_2.4G_RE(3m)	Engineer: Bob Zhang
Probe: BBHA9120D_1167_1-18GHz	Polarity: Vertical
EUT: ACCESS POINT	Power: By PoE
Test Mode: Transmit by 802.11n-HT40 at 2447MHz	

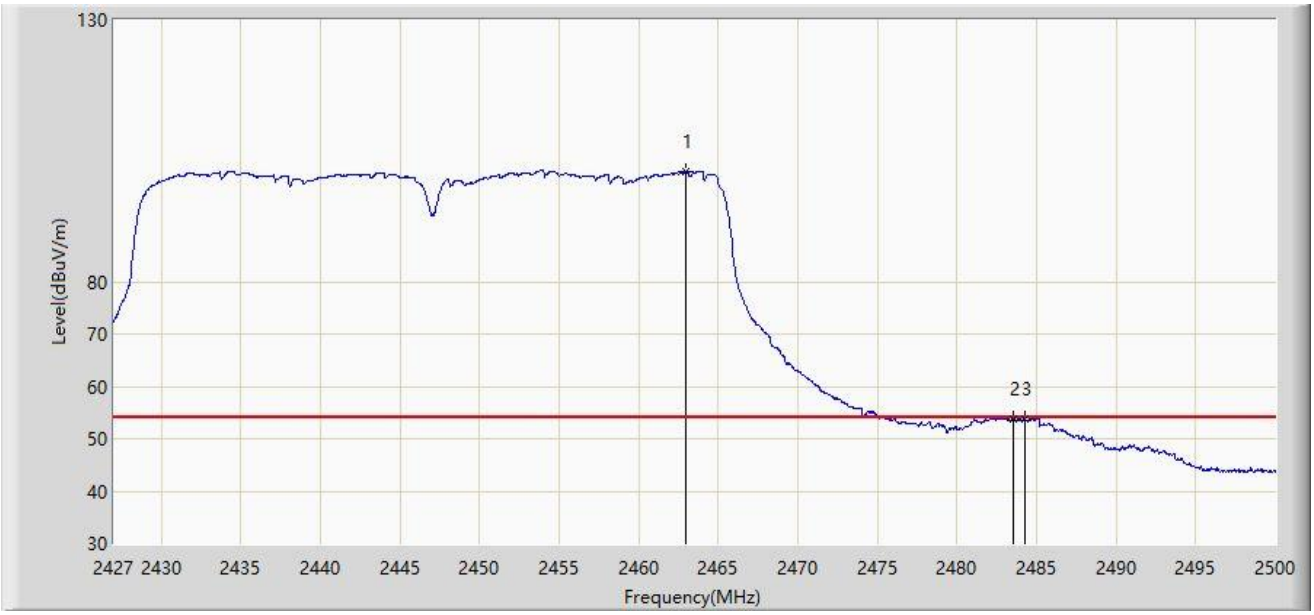

No	Mark	Frequency (MHz)	Measure Level (dBμV/m)	Reading Level (dBμV)	Margin (dB)	Limit (dBμV/m)	Factor (dB/m)	Type
1		2462.916	100.977	69.287	N/A	N/A	31.690	AV
2		2483.500	53.752	22.055	-0.248	54.000	31.696	AV
3	*	2484.232	53.815	22.118	-0.185	54.000	31.697	AV

Note 1: " * ", means this data is the worst emission level.

Note 2: Measure Level (dBμV/m) = Reading Level (dBμV) + Factor (dB/m).

Note 3: Factor (dB/m) = Cable Loss (dB) + Antenna Factor (dB/m).

Site: WZ-AC1	Test Date: 2023-09-06
Limit: FCC_2.4G_RE(3m)	Engineer: Ajin Fan
Probe: BBHA9120D_1167_1-18GHz	Polarity: Horizontal
EUT: ACCESS POINT	Power: By PoE
Test Mode: Transmit by 802.11n-HT40 at 2452MHz	

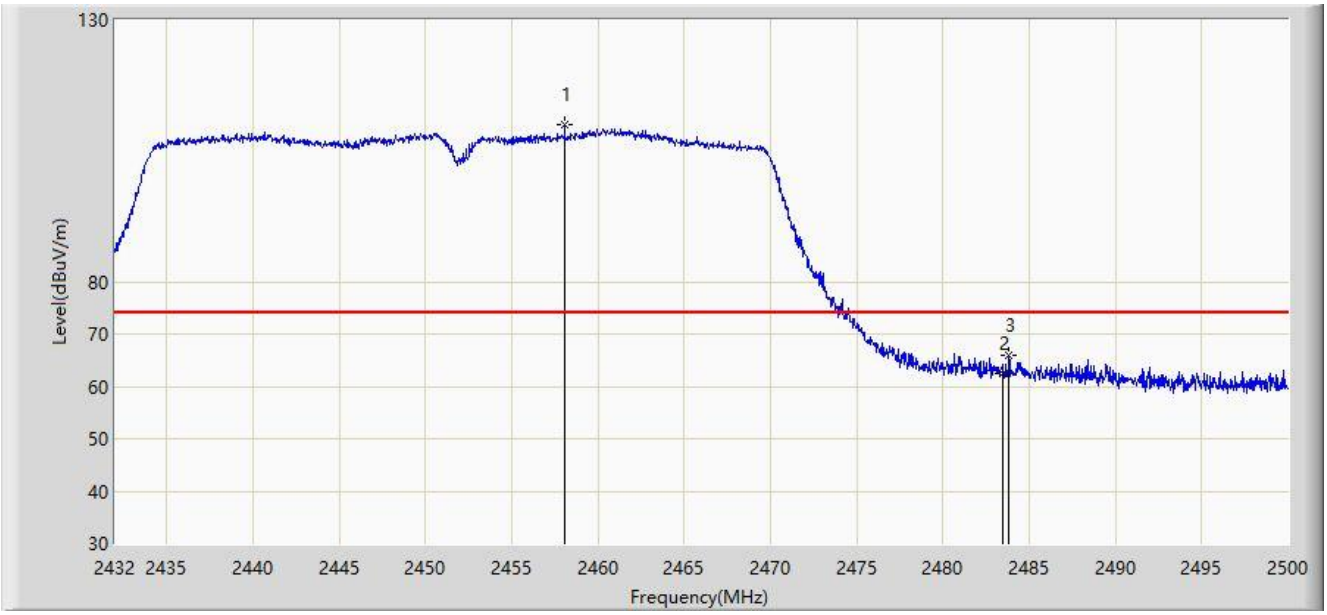

No	Mark	Frequency (MHz)	Measure Level (dBμV/m)	Reading Level (dBμV)	Margin (dB)	Limit (dBμV/m)	Factor (dB/m)	Type
1		2458.078	110.034	78.806	N/A	N/A	31.229	PK
2		2483.500	62.535	31.309	-11.465	74.000	31.226	PK
3	*	2483.850	65.975	34.749	-8.025	74.000	31.226	PK

Note 1: " * ", means this data is the worst emission level.

Note 2: Measure Level (dBμV/m) = Reading Level (dBμV) + Factor (dB/m).

Note 3: Factor (dB/m) = Cable Loss (dB) + Antenna Factor (dB/m).

Site: WZ-AC1	Test Date: 2023-09-06
Limit: FCC_2.4G_RE(3m)	Engineer: Ajin Fan
Probe: BBHA9120D_1167_1-18GHz	Polarity: Horizontal
EUT: ACCESS POINT	Power: By PoE
Test Mode: Transmit by 802.11n-HT40 at 2452MHz	

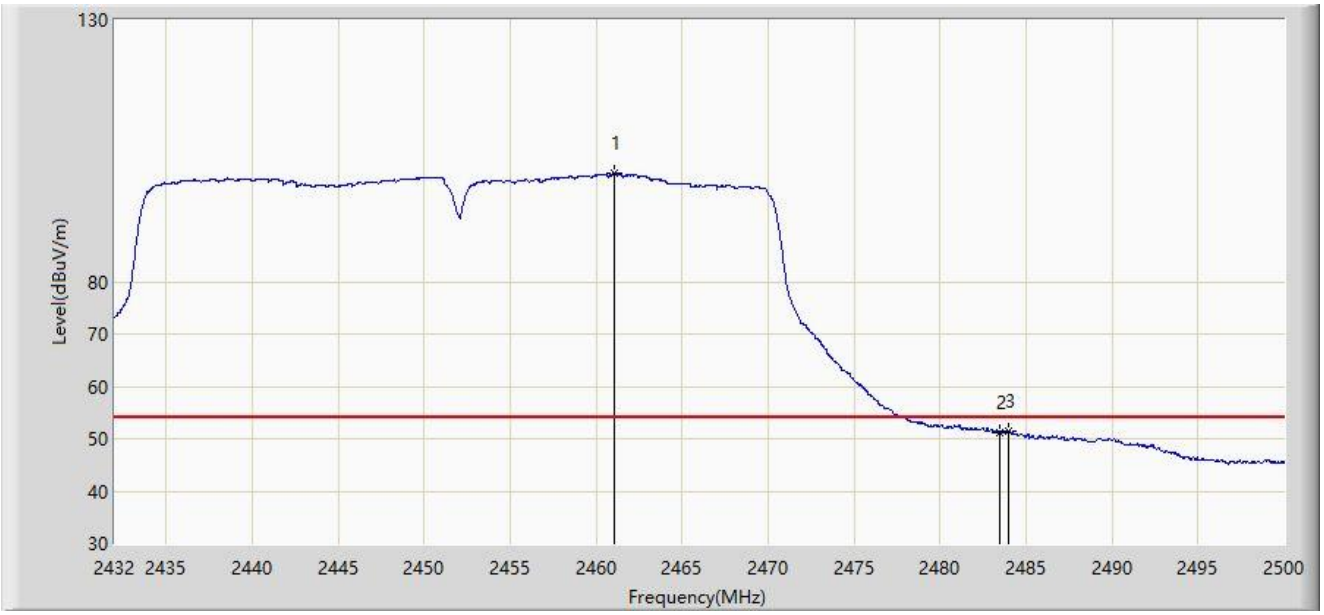

No	Mark	Frequency (MHz)	Measure Level (dBμV/m)	Reading Level (dBμV)	Margin (dB)	Limit (dBμV/m)	Factor (dB/m)	Type
1		2461.036	100.668	69.442	N/A	N/A	31.226	AV
2		2483.500	51.205	19.979	-2.795	54.000	31.226	AV
3	*	2483.952	51.512	20.285	-2.488	54.000	31.227	AV

Note 1: " * ", means this data is the worst emission level.

Note 2: Measure Level (dBμV/m) = Reading Level (dBμV) + Factor (dB/m).

Note 3: Factor (dB/m) = Cable Loss (dB) + Antenna Factor (dB/m).

Site: WZ-AC1	Test Date: 2023-09-06
Limit: FCC_2.4G_RE(3m)	Engineer: Ajin Fan
Probe: BBHA9120D_1167_1-18GHz	Polarity: Vertical
EUT: ACCESS POINT	Power: By PoE
Test Mode: Transmit by 802.11n-HT40 at 2452MHz	

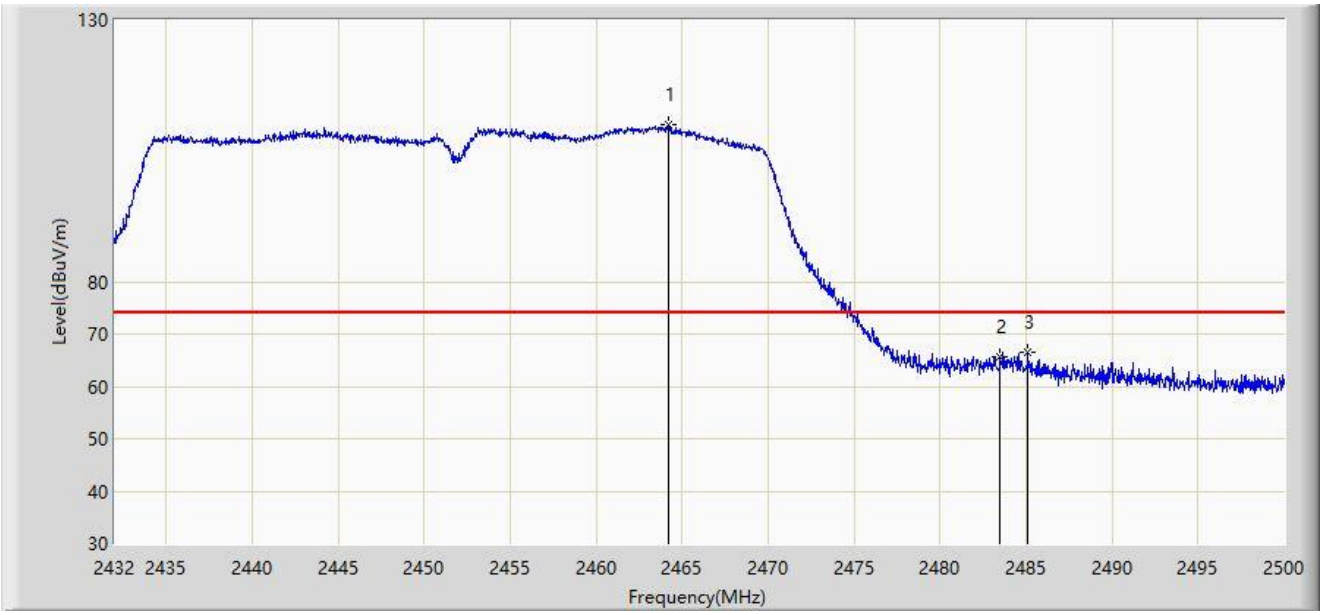

No	Mark	Frequency (MHz)	Measure Level (dBμV/m)	Reading Level (dBμV)	Margin (dB)	Limit (dBμV/m)	Factor (dB/m)	Type
1		2464.232	109.970	78.746	N/A	N/A	31.225	PK
2		2483.500	65.514	34.288	-8.486	74.000	31.226	PK
3	*	2485.108	66.634	35.407	-7.366	74.000	31.227	PK

Note 1: " * ", means this data is the worst emission level.

Note 2: Measure Level (dBμV/m) = Reading Level (dBμV) + Factor (dB/m).

Note 3: Factor (dB/m) = Cable Loss (dB) + Antenna Factor (dB/m).

Site: WZ-AC1	Test Date: 2023-09-06
Limit: FCC_2.4G_RE(3m)	Engineer: Ajin Fan
Probe: BBHA9120D_1167_1-18GHz	Polarity: Vertical
EUT: ACCESS POINT	Power: By PoE
Test Mode: Transmit by 802.11n-HT40 at 2452MHz	

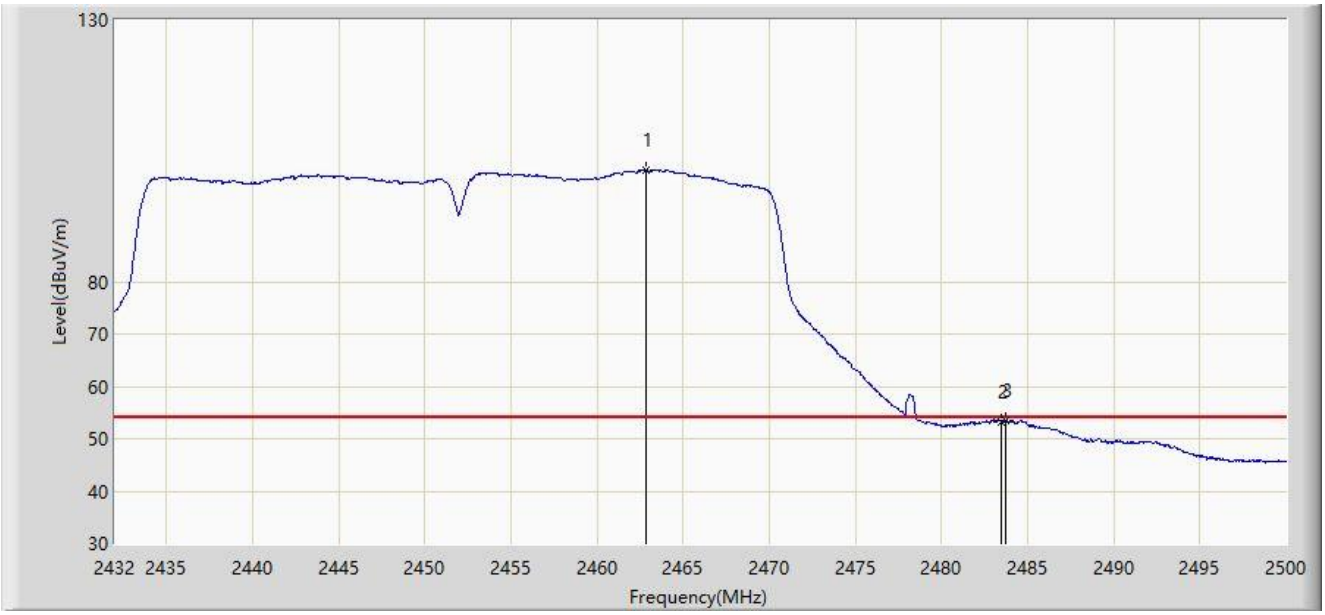

No	Mark	Frequency (MHz)	Measure Level (dBμV/m)	Reading Level (dBμV)	Margin (dB)	Limit (dBμV/m)	Factor (dB/m)	Type
1		2462.872	101.292	70.067	N/A	N/A	31.225	AV
2		2483.500	53.256	22.030	-0.744	54.000	31.226	AV
3	*	2483.748	53.383	22.157	-0.617	54.000	31.226	AV

Note 1: " * ", means this data is the worst emission level.

Note 2: Measure Level (dBμV/m) = Reading Level (dBμV) + Factor (dB/m).

Note 3: Factor (dB/m) = Cable Loss (dB) + Antenna Factor (dB/m).

Site: WZ-AC1	Test Date: 2023-09-06
Limit: FCC_2.4G_RE(3m)	Engineer: Ajin Fan
Probe: BBHA9120D_1167_1-18GHz	Polarity: Vertical
EUT: ACCESS POINT	Power: By PoE
Test Mode: Transmit by 802.11ax-HE20 at 2412MHz	

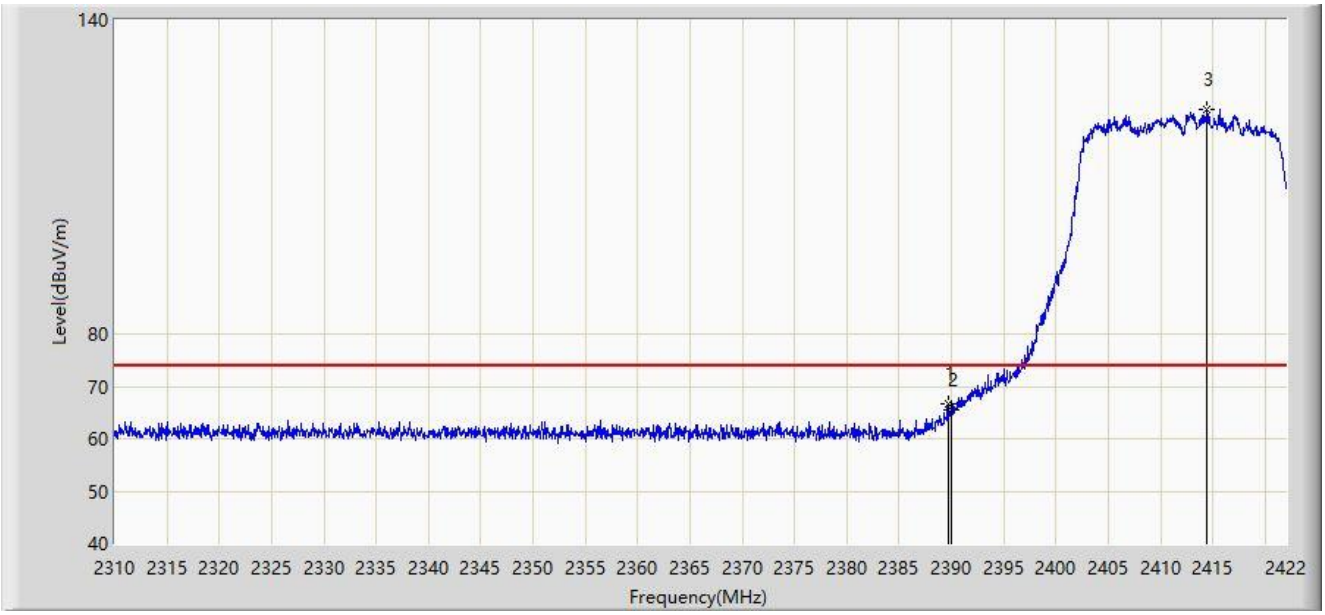

No	Mark	Frequency (MHz)	Measure Level (dBμV/m)	Reading Level (dBμV)	Margin (dB)	Limit (dBμV/m)	Factor (dB/m)	Type
1	*	2389.688	66.607	35.353	-7.393	74.000	31.254	PK
2		2390.000	65.491	34.237	-8.509	74.000	31.254	PK
3		2414.440	122.789	91.538	N/A	N/A	31.251	PK

Note 1: " * ", means this data is the worst emission level.

Note 2: Measure Level (dBμV/m) = Reading Level (dBμV) + Factor (dB/m).

Note 3: Factor (dB/m) = Cable Loss (dB) + Antenna Factor (dB/m).

Site: WZ-AC1	Test Date: 2023-09-06
Limit: FCC_2.4G_RE(3m)	Engineer: Ajin Fan
Probe: BBHA9120D_1167_1-18GHz	Polarity: Vertical
EUT: ACCESS POINT	Power: By PoE
Test Mode: Transmit by 802.11ax-HE20 at 2412MHz	

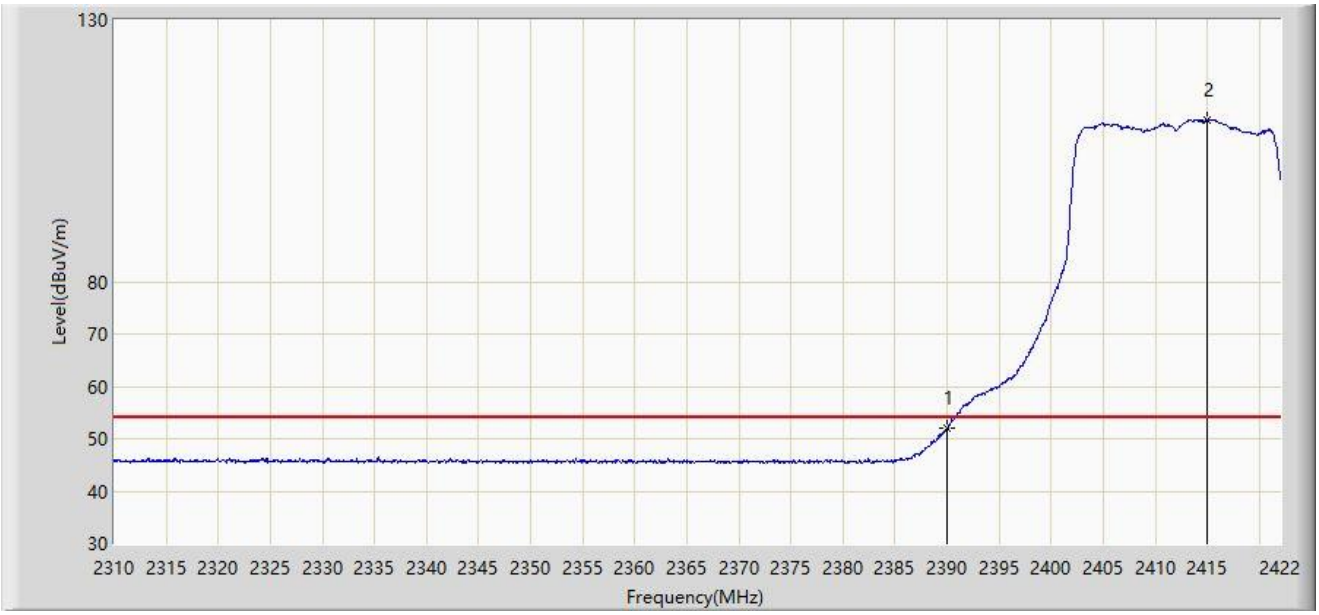

No	Mark	Frequency (MHz)	Measure Level (dBμV/m)	Reading Level (dBμV)	Margin (dB)	Limit (dBμV/m)	Factor (dB/m)	Type
1	*	2390.000	51.937	20.683	-2.063	54.000	31.254	AV
2		2415.000	110.951	79.700	N/A	N/A	31.251	AV

Note 1: " * ", means this data is the worst emission level.

Note 2: Measure Level (dBμV/m) = Reading Level (dBμV) + Factor (dB/m).

Note 3: Factor (dB/m) = Cable Loss (dB) + Antenna Factor (dB/m).

Site: WZ-AC1	Test Date: 2023-09-06
Limit: FCC_2.4G_RE(3m)	Engineer: Ajin Fan
Probe: BBHA9120D_1167_1-18GHz	Polarity: Horizontal
EUT: ACCESS POINT	Power: By PoE
Test Mode: Transmit by 802.11ax-HE20 at 2412MHz	

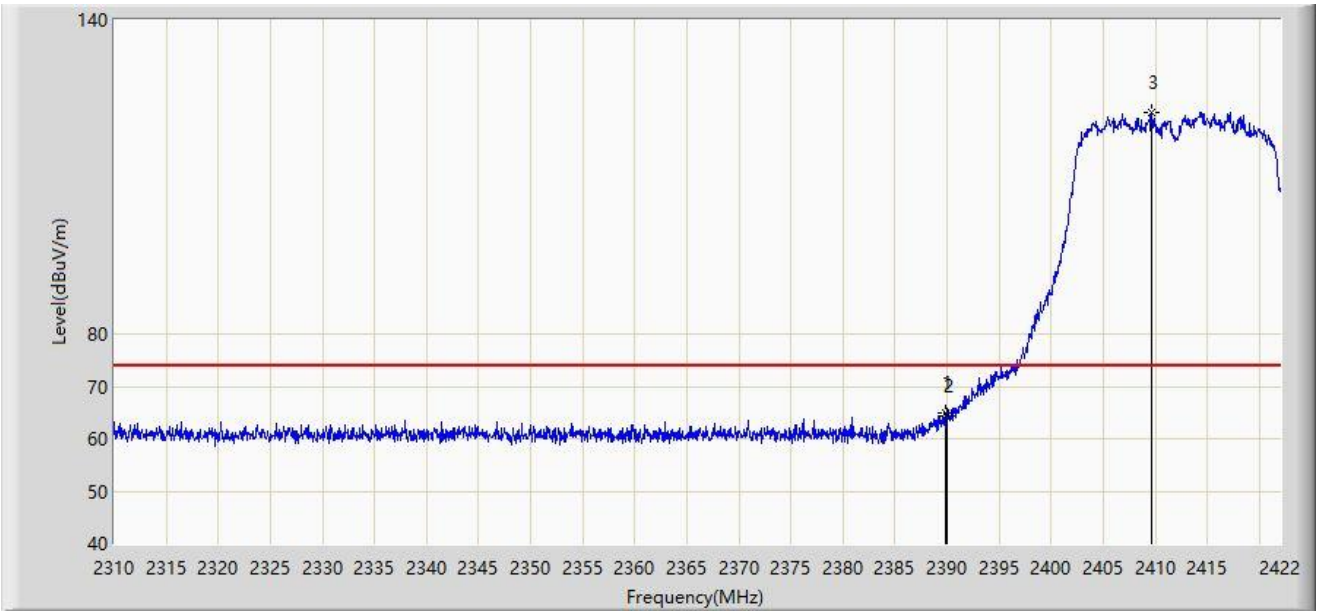

No	Mark	Frequency (MHz)	Measure Level (dBμV/m)	Reading Level (dBμV)	Margin (dB)	Limit (dBμV/m)	Factor (dB/m)	Type
1	*	2389.856	64.873	33.619	-9.127	74.000	31.254	PK
2		2390.000	64.455	33.201	-9.545	74.000	31.254	PK
3		2409.624	122.281	91.027	N/A	N/A	31.254	PK

Note 1: " * ", means this data is the worst emission level.

Note 2: Measure Level (dBμV/m) = Reading Level (dBμV) + Factor (dB/m).

Note 3: Factor (dB/m) = Cable Loss (dB) + Antenna Factor (dB/m).

Site: WZ-AC1	Test Date: 2023-09-06
Limit: FCC_2.4G_RE(3m)	Engineer: Ajin Fan
Probe: BBHA9120D_1167_1-18GHz	Polarity: Horizontal
EUT: ACCESS POINT	Power: By PoE
Test Mode: Transmit by 802.11ax-HE20 at 2412MHz	

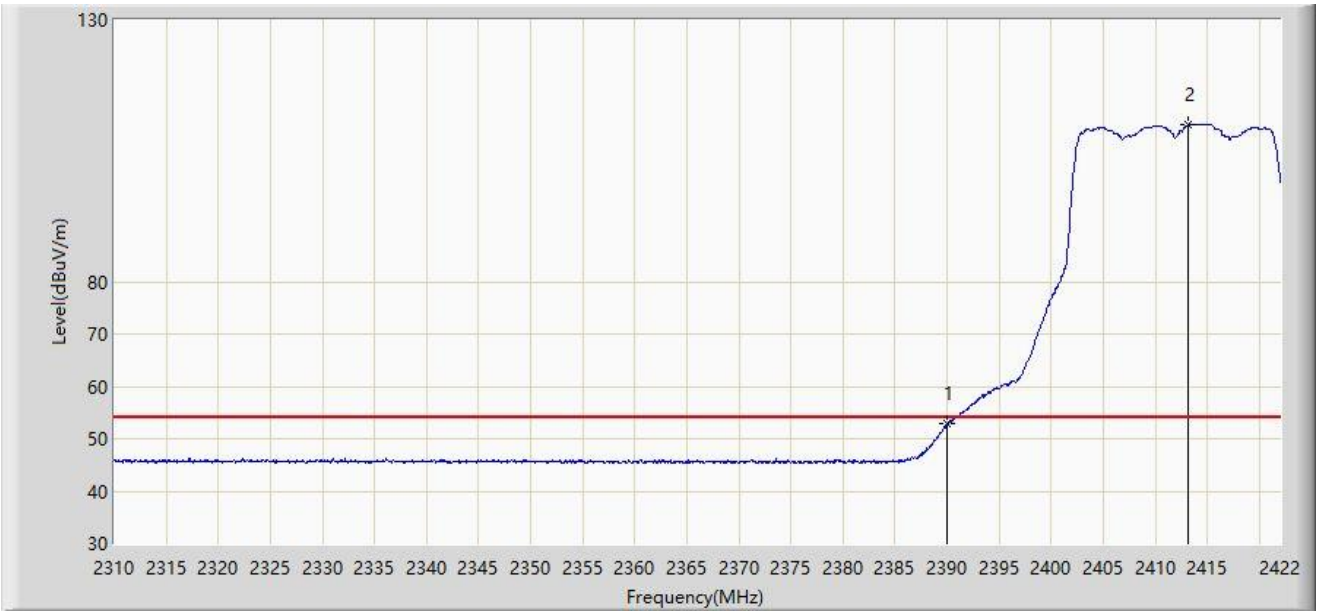

No	Mark	Frequency (MHz)	Measure Level (dBμV/m)	Reading Level (dBμV)	Margin (dB)	Limit (dBμV/m)	Factor (dB/m)	Type
1	*	2390.000	52.806	21.552	-1.194	54.000	31.254	AV
2		2413.208	110.036	78.784	N/A	N/A	31.252	AV

Note 1: " * ", means this data is the worst emission level.

Note 2: Measure Level (dBμV/m) = Reading Level (dBμV) + Factor (dB/m).

Note 3: Factor (dB/m) = Cable Loss (dB) + Antenna Factor (dB/m).

Site: WZ-AC1	Test Date: 2023-09-06
Limit: FCC_2.4G_RE(3m)	Engineer: Ajin Fan
Probe: BBHA9120D_1167_1-18GHz	Polarity: Horizontal
EUT: ACCESS POINT	Power: By PoE
Test Mode: Transmit by 802.11ax-HE20 at 2437MHz	

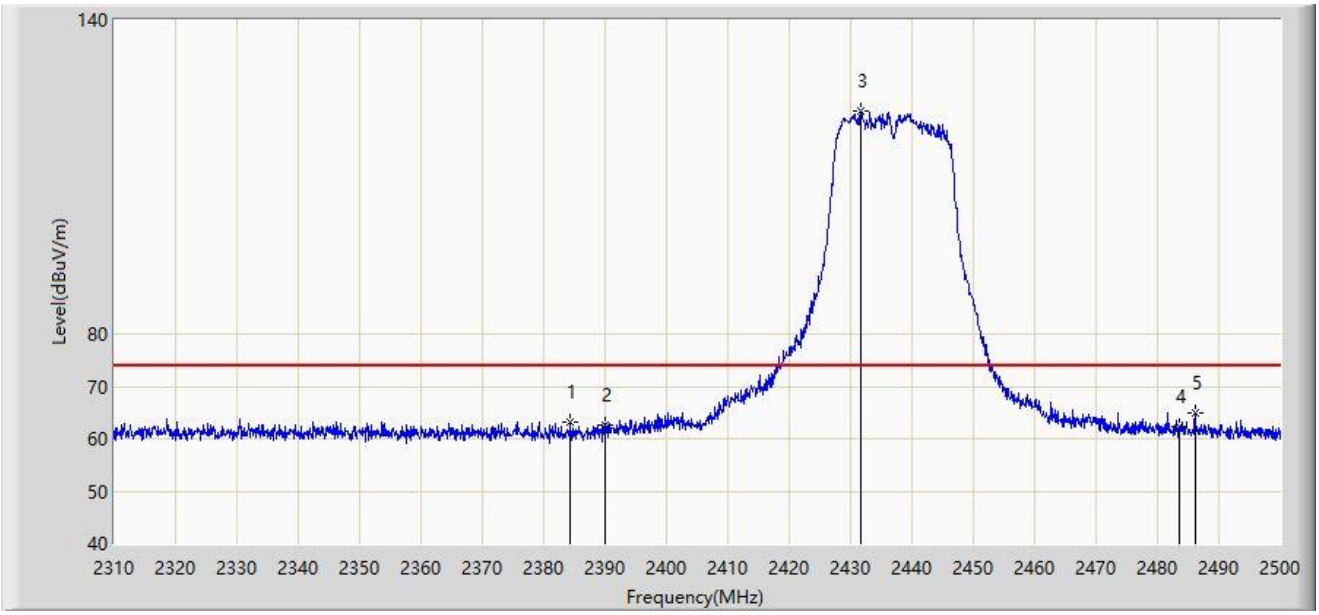

No	Mark	Frequency (MHz)	Measure Level (dBμV/m)	Reading Level (dBμV)	Margin (dB)	Limit (dBμV/m)	Factor (dB/m)	Type
1		2384.290	63.114	31.855	-10.886	74.000	31.259	PK
2		2390.000	62.548	31.294	-11.452	74.000	31.254	PK
3		2431.600	122.745	91.529	N/A	N/A	31.216	PK
4		2483.500	62.236	31.010	-11.764	74.000	31.226	PK
5	*	2486.130	64.841	33.613	-9.159	74.000	31.228	PK

Note 1: " * ", means this data is the worst emission level.

Note 2: Measure Level (dBμV/m) = Reading Level (dBμV) + Factor (dB/m).

Note 3: Factor (dB/m) = Cable Loss (dB) + Antenna Factor (dB/m).

Site: WZ-AC1	Test Date: 2023-09-06
Limit: FCC_2.4G_RE(3m)	Engineer: Ajin Fan
Probe: BBHA9120D_1167_1-18GHz	Polarity: Horizontal
EUT: ACCESS POINT	Power: By PoE
Test Mode: Transmit by 802.11ax-HE20 at 2437MHz	

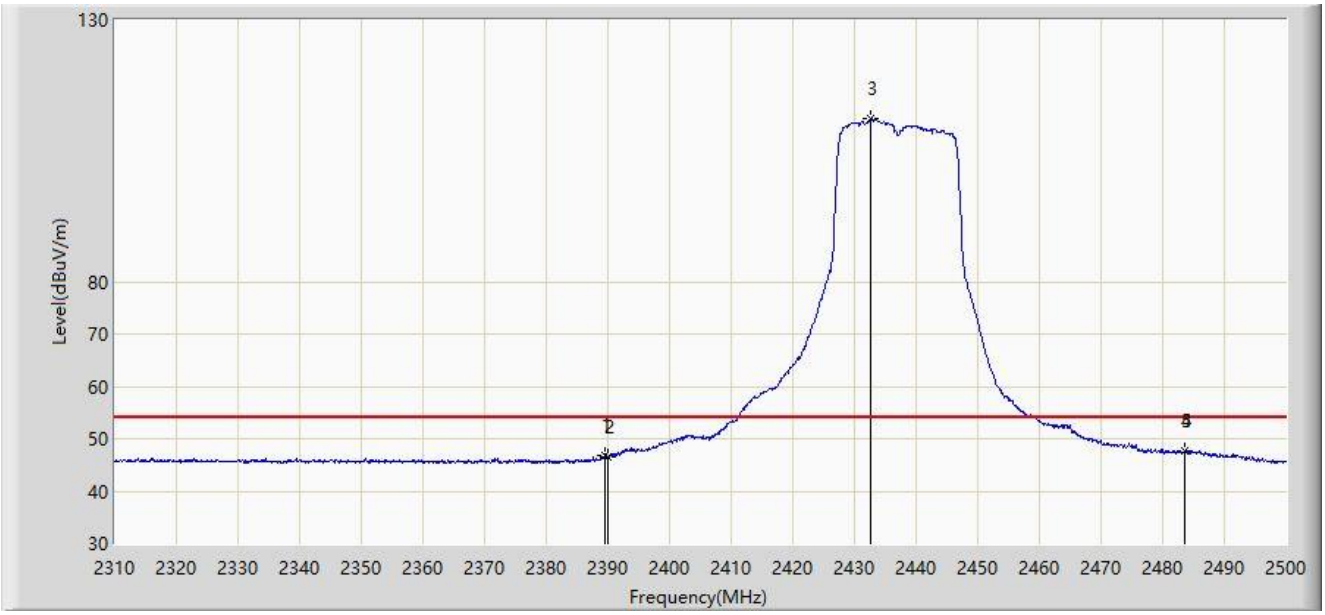

No	Mark	Frequency (MHz)	Measure Level (dBμV/m)	Reading Level (dBμV)	Margin (dB)	Limit (dBμV/m)	Factor (dB/m)	Type
1		2389.420	46.733	15.479	-7.267	54.000	31.255	AV
2		2390.000	46.548	15.294	-7.452	54.000	31.254	AV
3		2432.645	111.039	79.825	N/A	N/A	31.215	AV
4		2483.500	47.574	16.348	-6.426	54.000	31.226	AV
5	*	2483.660	47.749	16.523	-6.251	54.000	31.226	AV

Note 1: " * ", means this data is the worst emission level.

Note 2: Measure Level (dBμV/m) = Reading Level (dBμV) + Factor (dB/m).

Note 3: Factor (dB/m) = Cable Loss (dB) + Antenna Factor (dB/m).

Site: WZ-AC1	Test Date: 2023-09-06
Limit: FCC_2.4G_RE(3m)	Engineer: Ajin Fan
Probe: BBHA9120D_1167_1-18GHz	Polarity: Vertical
EUT: ACCESS POINT	Power: By PoE
Test Mode: Transmit by 802.11ax-HE20 at 2437MHz	

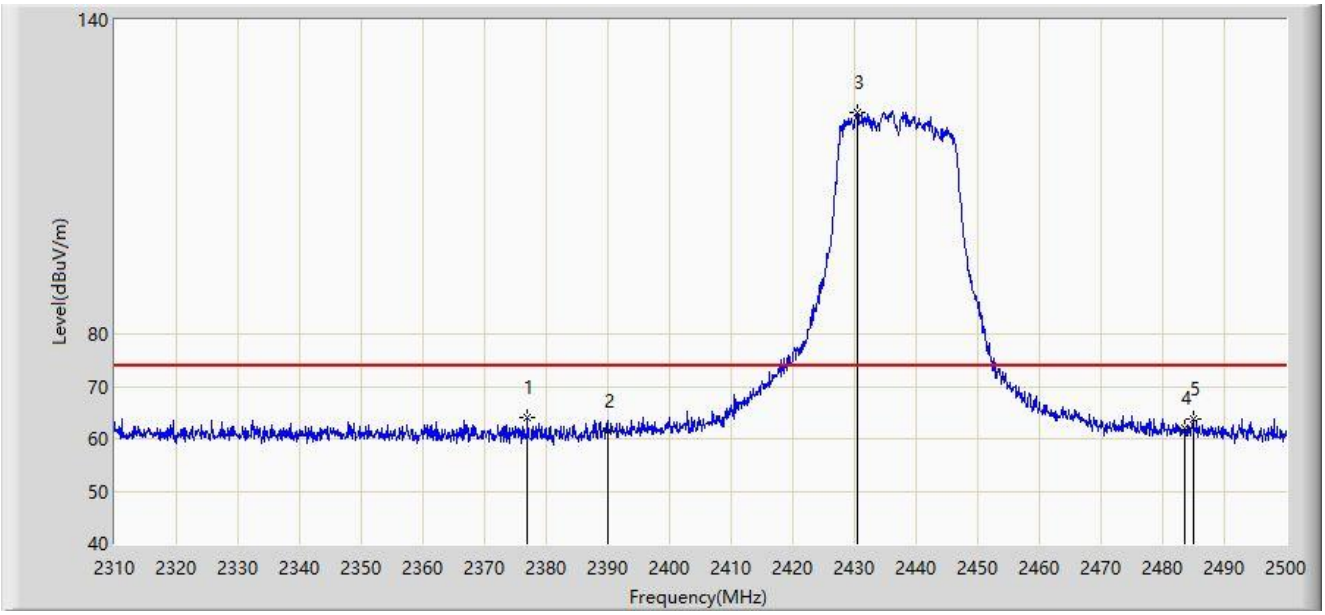

No	Mark	Frequency (MHz)	Measure Level (dBμV/m)	Reading Level (dBμV)	Margin (dB)	Limit (dBμV/m)	Factor (dB/m)	Type
1	*	2376.975	64.117	32.830	-9.883	74.000	31.287	PK
2		2390.000	61.395	30.141	-12.605	74.000	31.254	PK
3		2430.555	122.460	91.241	N/A	N/A	31.219	PK
4		2483.500	62.020	30.794	-11.980	74.000	31.226	PK
5		2484.895	63.780	32.553	-10.220	74.000	31.227	PK

Note 1: " * ", means this data is the worst emission level.

Note 2: Measure Level (dBμV/m) = Reading Level (dBμV) + Factor (dB/m).

Note 3: Factor (dB/m) = Cable Loss (dB) + Antenna Factor (dB/m).

Site: WZ-AC1	Test Date: 2023-09-06
Limit: FCC_2.4G_RE(3m)	Engineer: Ajin Fan
Probe: BBHA9120D_1167_1-18GHz	Polarity: Vertical
EUT: ACCESS POINT	Power: By PoE
Test Mode: Transmit by 802.11ax-HE20 at 2437MHz	

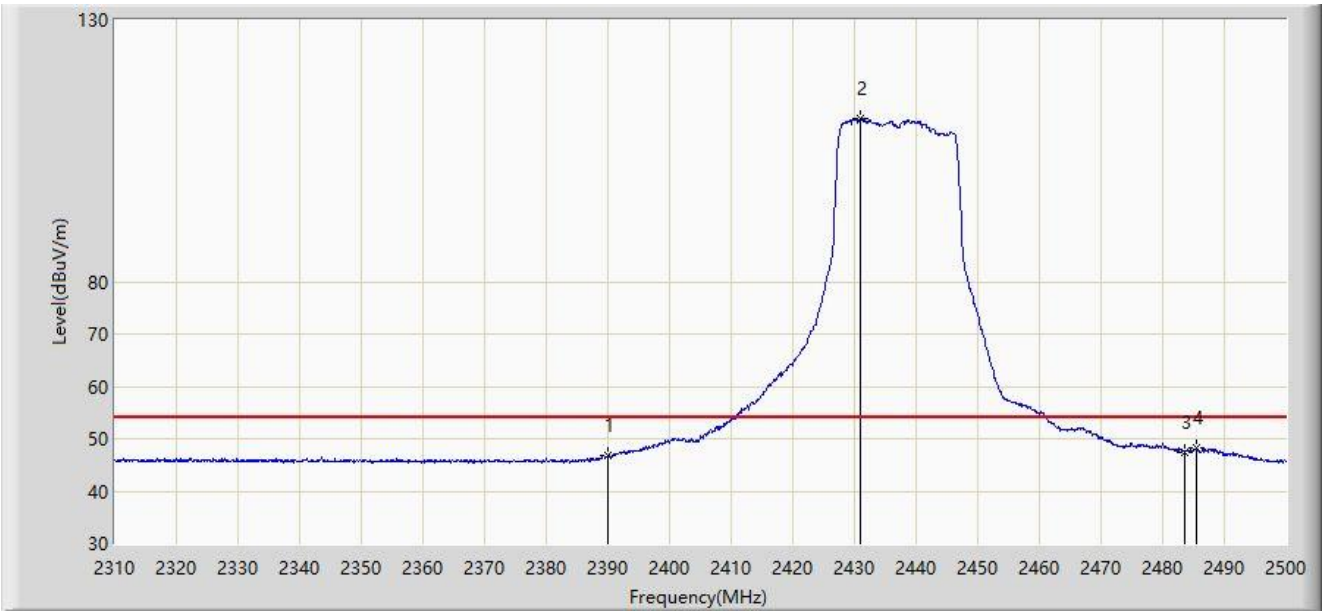

No	Mark	Frequency (MHz)	Measure Level (dBμV/m)	Reading Level (dBμV)	Margin (dB)	Limit (dBμV/m)	Factor (dB/m)	Type
1		2390.000	46.848	15.594	-7.152	54.000	31.254	AV
2		2431.030	111.247	80.029	N/A	N/A	31.217	AV
3		2483.500	47.477	16.251	-6.523	54.000	31.226	AV
4	*	2485.560	48.180	16.952	-5.820	54.000	31.228	AV

Note 1: " * ", means this data is the worst emission level.

Note 2: Measure Level (dBμV/m) = Reading Level (dBμV) + Factor (dB/m).

Note 3: Factor (dB/m) = Cable Loss (dB) + Antenna Factor (dB/m).

Site: WZ-AC1	Test Date: 2023-09-10
Limit: FCC_2.4G_RE(3m)	Engineer: Bob Zhang
Probe: BBHA9120D_1167_1-18GHz	Polarity: Vertical
EUT: ACCESS POINT	Power: By PoE
Test Mode: Transmit by 802.11ax-HE20 at 2457MHz	

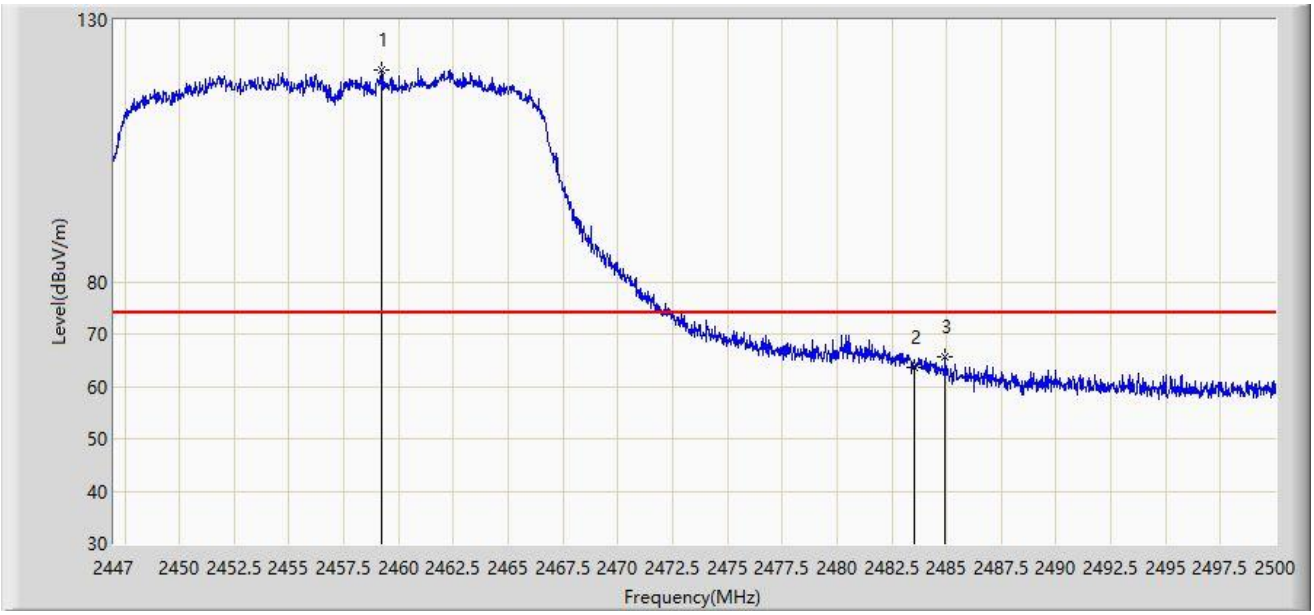

No	Mark	Frequency (MHz)	Measure Level (dBμV/m)	Reading Level (dBμV)	Margin (dB)	Limit (dBμV/m)	Factor (dB/m)	Type
1		2459.190	120.360	88.670	N/A	N/A	31.690	PK
2		2483.500	63.744	32.047	-10.256	74.000	31.696	PK
3	*	2484.921	65.571	33.875	-8.429	74.000	31.696	PK

Note 1: " * ", means this data is the worst emission level.

Note 2: Measure Level (dBμV/m) = Reading Level (dBμV) + Factor (dB/m).

Note 3: Factor (dB/m) = Cable Loss (dB) + Antenna Factor (dB/m).

Site: WZ-AC1	Test Date: 2023-09-10
Limit: FCC_2.4G_RE(3m)	Engineer: Bob Zhang
Probe: BBHA9120D_1167_1-18GHz	Polarity: Vertical
EUT: ACCESS POINT	Power: By PoE
Test Mode: Transmit by 802.11ax-HE20 at 2457MHz	

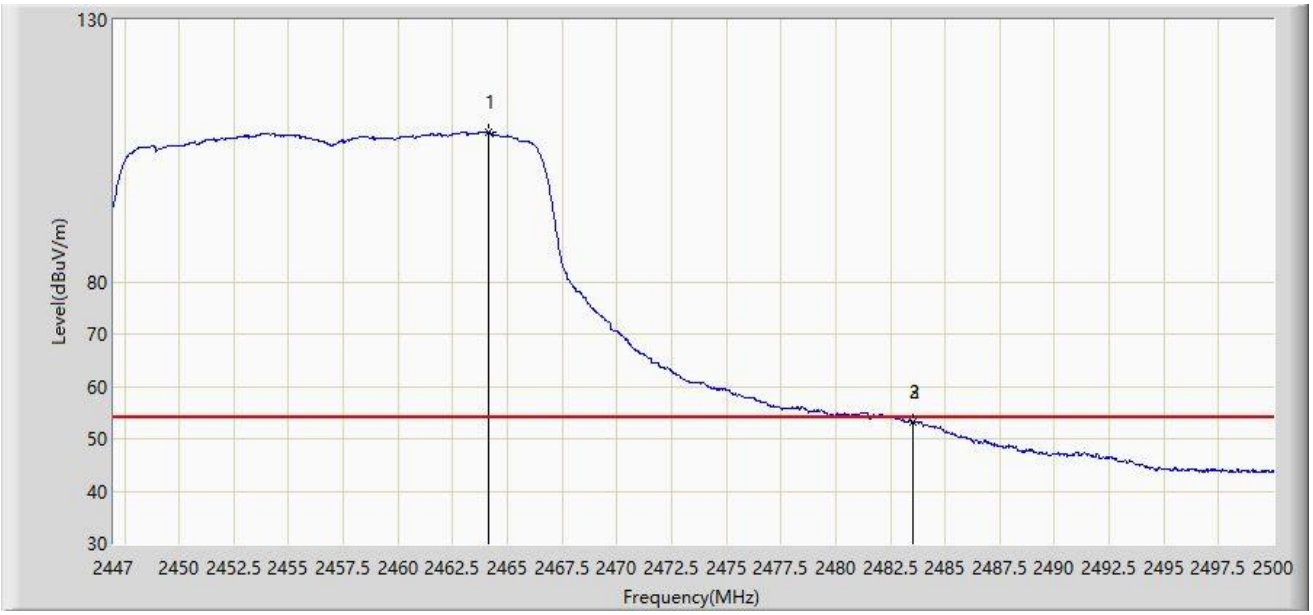

No	Mark	Frequency (MHz)	Measure Level (dBμV/m)	Reading Level (dBμV)	Margin (dB)	Limit (dBμV/m)	Factor (dB/m)	Type
1		2464.119	108.445	76.753	N/A	N/A	31.692	AV
2		2483.500	53.279	21.582	-0.721	54.000	31.696	AV
3	*	2483.517	53.302	21.605	-0.698	54.000	31.696	AV

Note 1: " * ", means this data is the worst emission level.

Note 2: Measure Level (dBμV/m) = Reading Level (dBμV) + Factor (dB/m).

Note 3: Factor (dB/m) = Cable Loss (dB) + Antenna Factor (dB/m).

Site: WZ-AC1	Test Date: 2023-09-06
Limit: FCC_2.4G_RE(3m)	Engineer: Ajin Fan
Probe: BBHA9120D_1167_1-18GHz	Polarity: Horizontal
EUT: ACCESS POINT	Power: By PoE
Test Mode: Transmit by 802.11ax-HE20 at 2462MHz	

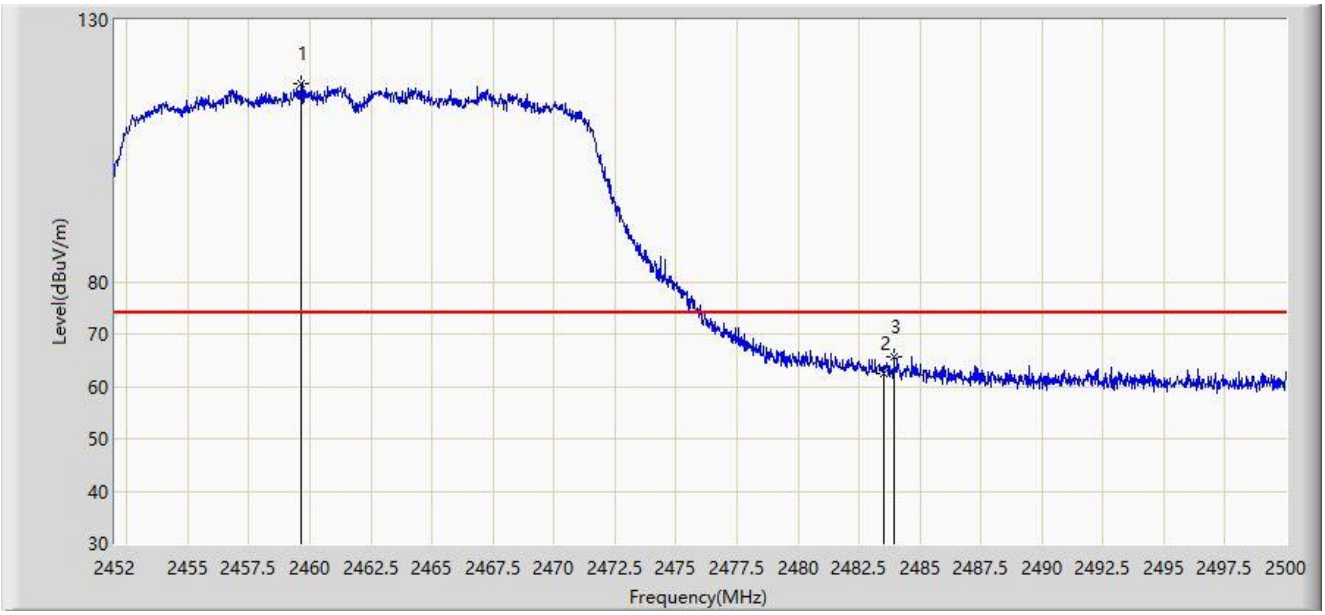

No	Mark	Frequency (MHz)	Measure Level (dBμV/m)	Reading Level (dBμV)	Margin (dB)	Limit (dBμV/m)	Factor (dB/m)	Type
1		2459.632	117.832	86.605	N/A	N/A	31.227	PK
2		2483.500	62.590	31.364	-11.410	74.000	31.226	PK
3	*	2483.944	65.707	34.480	-8.293	74.000	31.227	PK

Note 1: " * ", means this data is the worst emission level.

Note 2: Measure Level (dBμV/m) = Reading Level (dBμV) + Factor (dB/m).

Note 3: Factor (dB/m) = Cable Loss (dB) + Antenna Factor (dB/m).

Site: WZ-AC1	Test Date: 2023-09-06
Limit: FCC_2.4G_RE(3m)	Engineer: Ajin Fan
Probe: BBHA9120D_1167_1-18GHz	Polarity: Horizontal
EUT: ACCESS POINT	Power: By PoE
Test Mode: Transmit by 802.11ax-HE20 at 2462MHz	

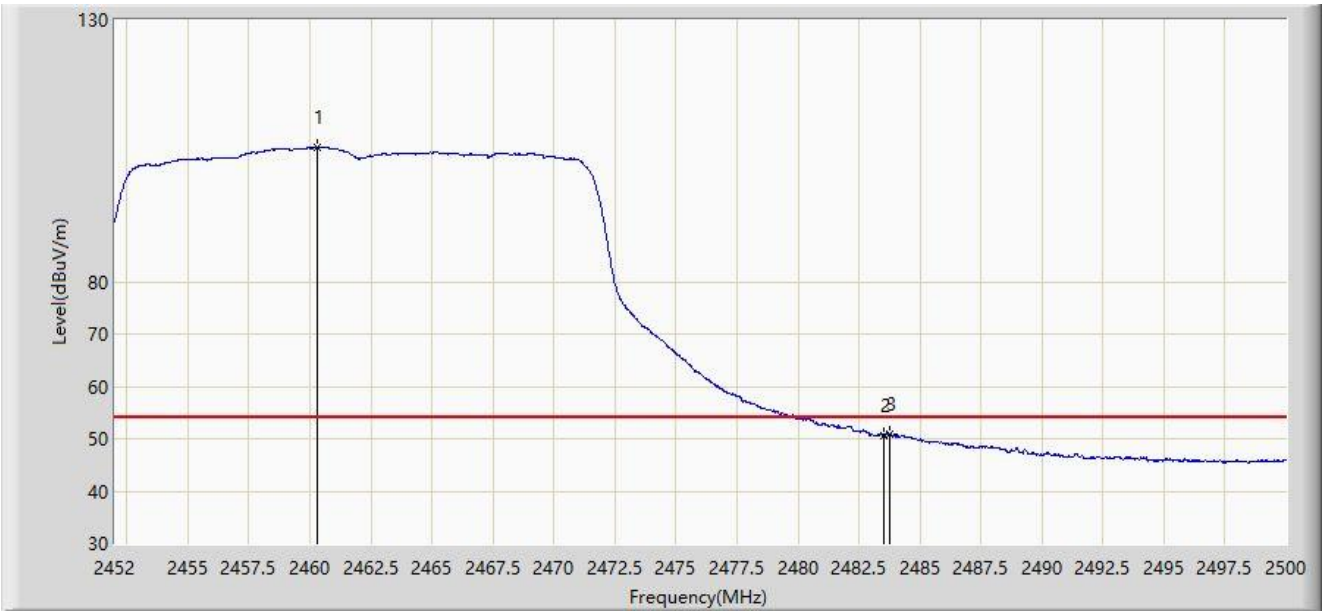

No	Mark	Frequency (MHz)	Measure Level (dBμV/m)	Reading Level (dBμV)	Margin (dB)	Limit (dBμV/m)	Factor (dB/m)	Type
1		2460.328	105.632	74.405	N/A	N/A	31.227	AV
2		2483.500	50.586	19.360	-3.414	54.000	31.226	AV
3	*	2483.776	50.811	19.585	-3.189	54.000	31.226	AV

Note 1: " * ", means this data is the worst emission level.

Note 2: Measure Level (dBμV/m) = Reading Level (dBμV) + Factor (dB/m).

Note 3: Factor (dB/m) = Cable Loss (dB) + Antenna Factor (dB/m).

Site: WZ-AC1	Test Date: 2023-09-06
Limit: FCC_2.4G_RE(3m)	Engineer: Ajin Fan
Probe: BBHA9120D_1167_1-18GHz	Polarity: Vertical
EUT: ACCESS POINT	Power: By PoE
Test Mode: Transmit by 802.11ax-HE20 at 2462MHz	

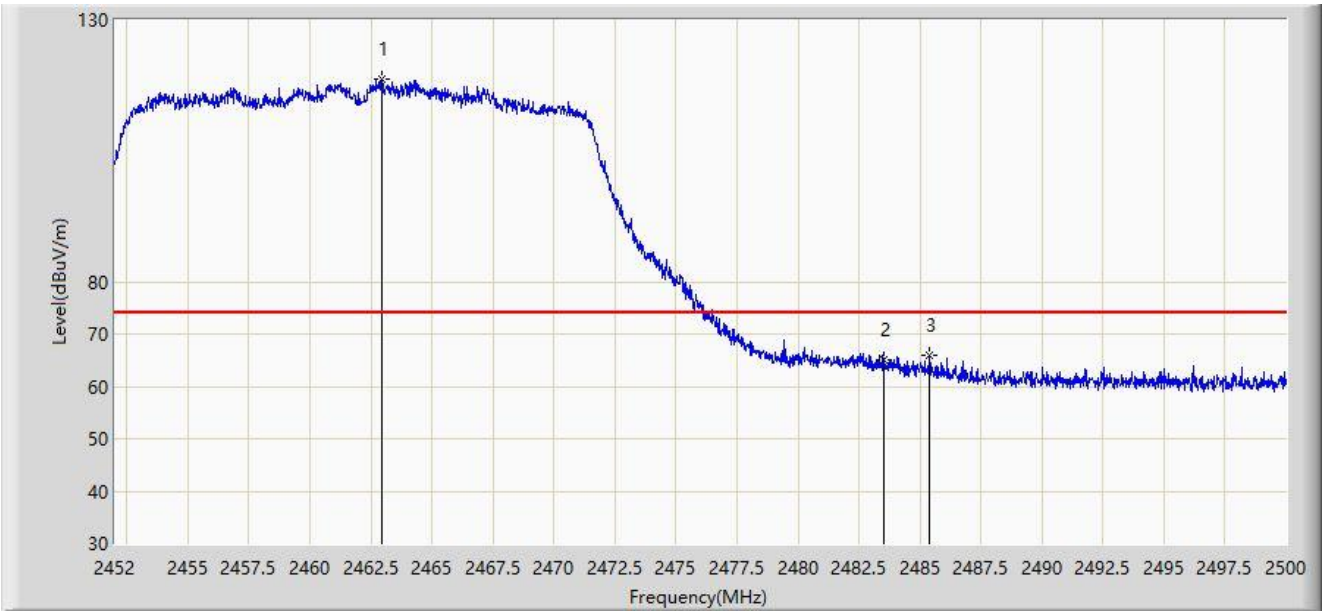

No	Mark	Frequency (MHz)	Measure Level (dBμV/m)	Reading Level (dBμV)	Margin (dB)	Limit (dBμV/m)	Factor (dB/m)	Type
1		2462.944	118.663	87.438	N/A	N/A	31.225	PK
2		2483.500	65.139	33.913	-8.861	74.000	31.226	PK
3	*	2485.408	65.862	34.634	-8.138	74.000	31.228	PK

Note 1: " * ", means this data is the worst emission level.

Note 2: Measure Level (dBμV/m) = Reading Level (dBμV) + Factor (dB/m).

Note 3: Factor (dB/m) = Cable Loss (dB) + Antenna Factor (dB/m).

Site: WZ-AC1	Test Date: 2023-09-06
Limit: FCC_2.4G_RE(3m)	Engineer: Ajin Fan
Probe: BBHA9120D_1167_1-18GHz	Polarity: Vertical
EUT: ACCESS POINT	Power: By PoE
Test Mode: Transmit by 802.11ax-HE20 at 2462MHz	

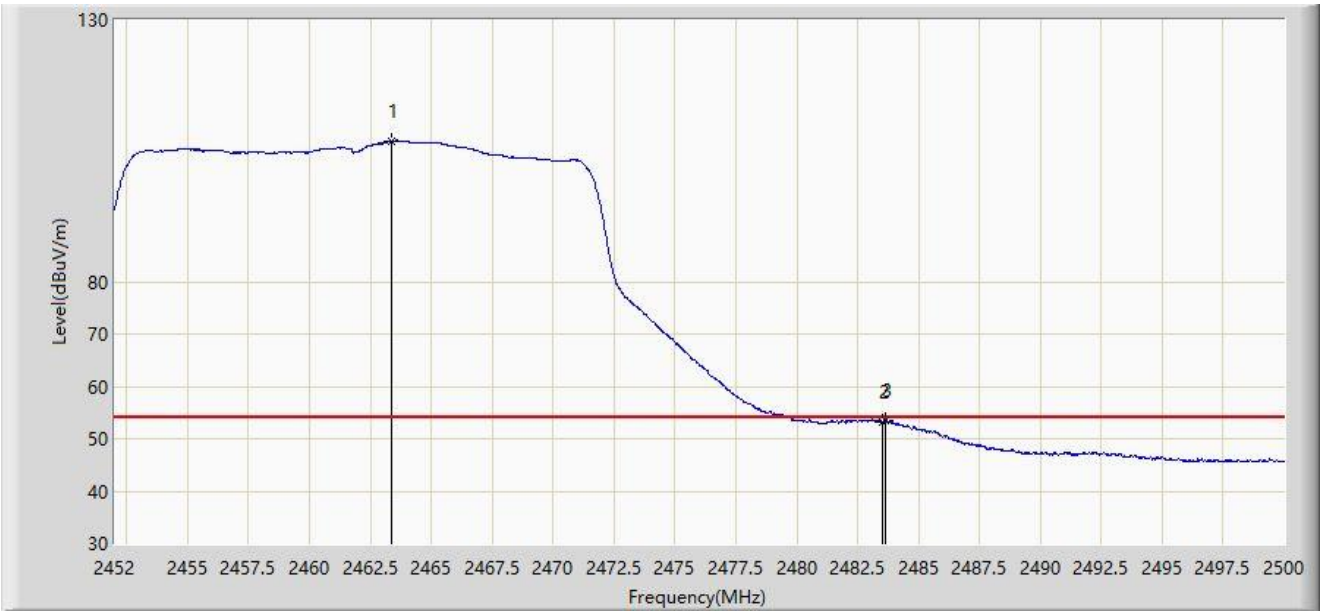

No	Mark	Frequency (MHz)	Measure Level (dBμV/m)	Reading Level (dBμV)	Margin (dB)	Limit (dBμV/m)	Factor (dB/m)	Type
1		2463.376	106.897	75.672	N/A	N/A	31.224	AV
2		2483.500	53.280	22.054	-0.720	54.000	31.226	AV
3	*	2483.656	53.385	22.159	-0.615	54.000	31.226	AV

Note 1: " * ", means this data is the worst emission level.

Note 2: Measure Level (dBμV/m) = Reading Level (dBμV) + Factor (dB/m).

Note 3: Factor (dB/m) = Cable Loss (dB) + Antenna Factor (dB/m).

Site: WZ-AC1	Test Date: 2023-09-06
Limit: FCC_2.4G_RE(3m)	Engineer: Ajin Fan
Probe: BBHA9120D_1167_1-18GHz	Polarity: Horizontal
EUT: ACCESS POINT	Power: By PoE
Test Mode: Transmit by 802.11ax-HE40 at 2422MHz	

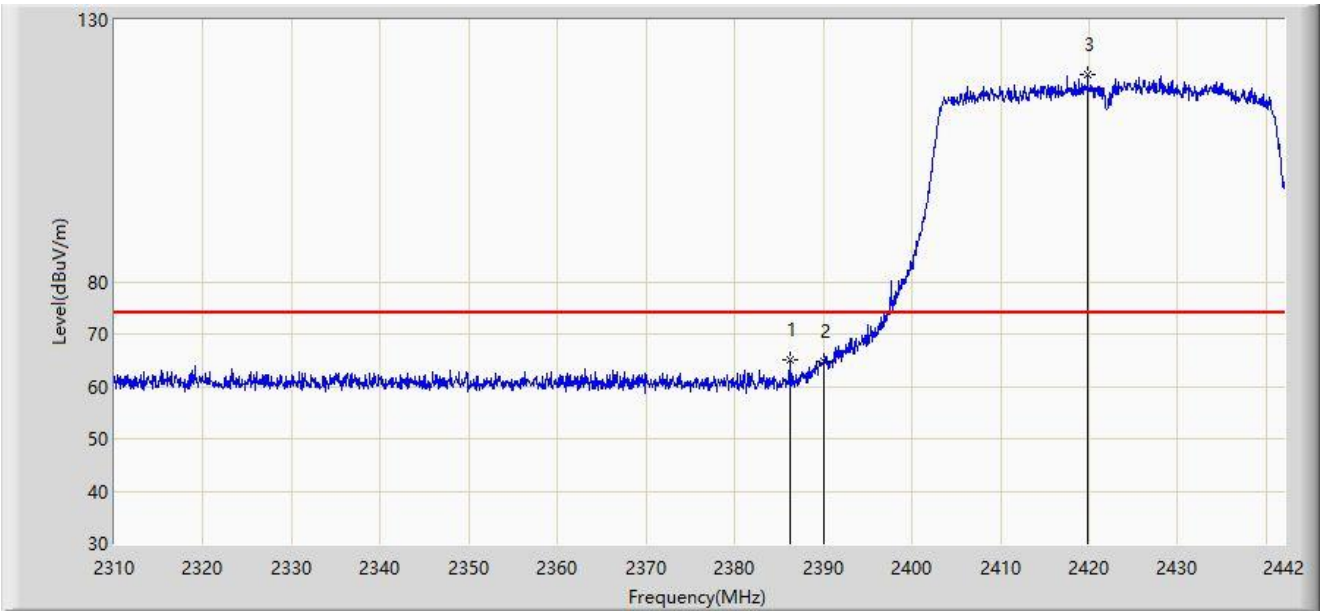

No	Mark	Frequency (MHz)	Measure Level (dBμV/m)	Reading Level (dBμV)	Margin (dB)	Limit (dBμV/m)	Factor (dB/m)	Type
1	*	2386.230	65.173	33.916	-8.827	74.000	31.257	PK
2		2390.000	64.758	33.504	-9.242	74.000	31.254	PK
3		2419.824	119.672	88.424	N/A	N/A	31.248	PK

Note 1: " * ", means this data is the worst emission level.

Note 2: Measure Level (dBμV/m) = Reading Level (dBμV) + Factor (dB/m).

Note 3: Factor (dB/m) = Cable Loss (dB) + Antenna Factor (dB/m).

Site: WZ-AC1	Test Date: 2023-09-06
Limit: FCC_2.4G_RE(3m)	Engineer: Ajin Fan
Probe: BBHA9120D_1167_1-18GHz	Polarity: Horizontal
EUT: ACCESS POINT	Power: By PoE
Test Mode: Transmit by 802.11ax-HE40 at 2422MHz	

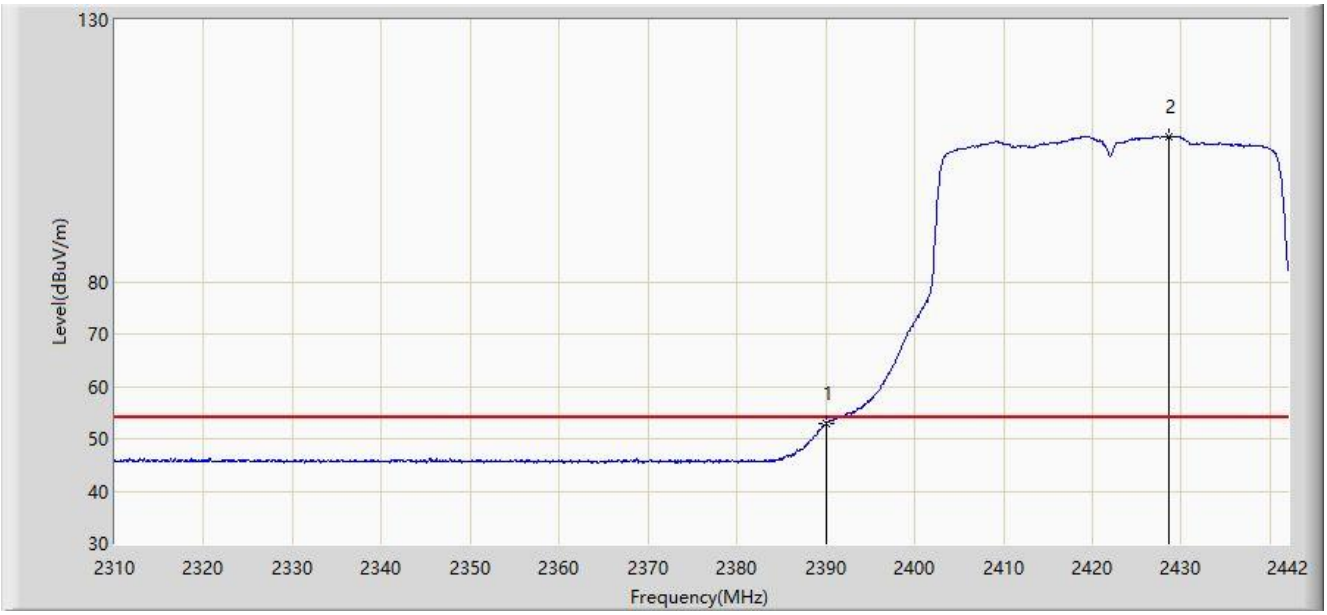

No	Mark	Frequency (MHz)	Measure Level (dBμV/m)	Reading Level (dBμV)	Margin (dB)	Limit (dBμV/m)	Factor (dB/m)	Type
1	*	2390.000	52.840	21.586	-1.160	54.000	31.254	AV
2		2428.536	107.820	76.597	N/A	N/A	31.223	AV

Note 1: " * ", means this data is the worst emission level.

Note 2: Measure Level (dBμV/m) = Reading Level (dBμV) + Factor (dB/m).

Note 3: Factor (dB/m) = Cable Loss (dB) + Antenna Factor (dB/m).

Site: WZ-AC1	Test Date: 2023-09-06
Limit: FCC_2.4G_RE(3m)	Engineer: Ajin Fan
Probe: BBHA9120D_1167_1-18GHz	Polarity: Vertical
EUT: ACCESS POINT	Power: By PoE
Test Mode: Transmit by 802.11ax-HE40 at 2422MHz	

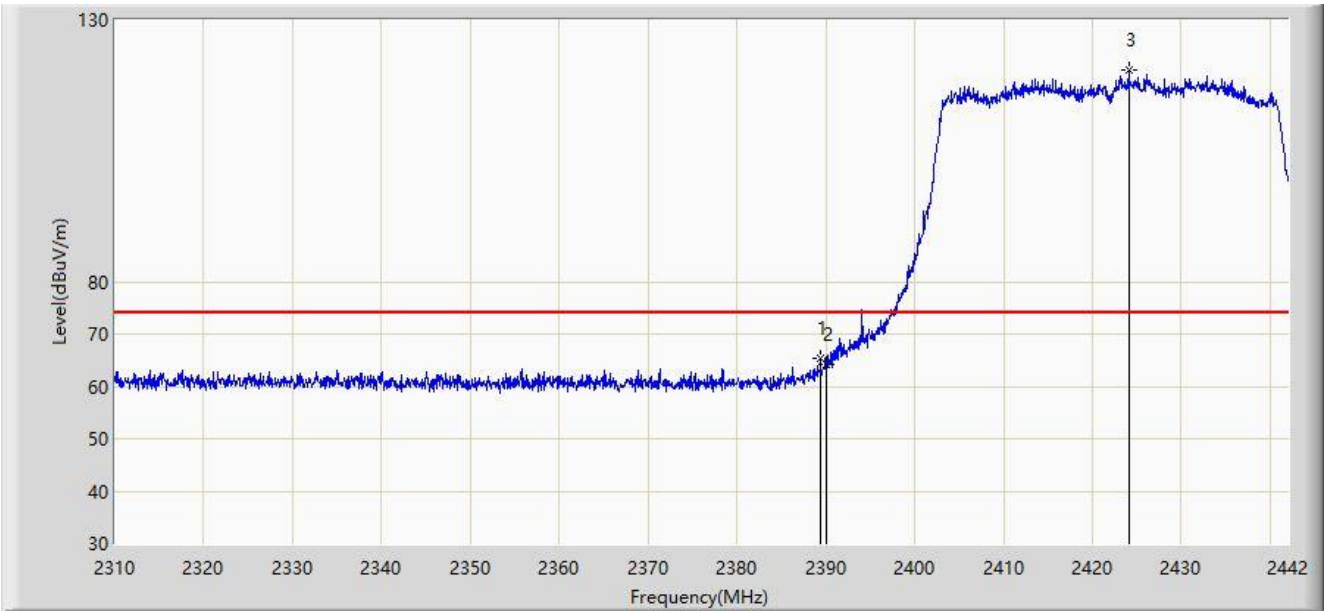

No	Mark	Frequency (MHz)	Measure Level (dBμV/m)	Reading Level (dBμV)	Margin (dB)	Limit (dBμV/m)	Factor (dB/m)	Type
1	*	2389.398	65.385	34.131	-8.615	74.000	31.255	PK
2		2390.000	64.246	32.992	-9.754	74.000	31.254	PK
3		2424.114	120.378	89.143	N/A	N/A	31.236	PK

Note 1: " * ", means this data is the worst emission level.

Note 2: Measure Level (dBμV/m) = Reading Level (dBμV) + Factor (dB/m).

Note 3: Factor (dB/m) = Cable Loss (dB) + Antenna Factor (dB/m).

Site: WZ-AC1	Test Date: 2023-09-06
Limit: FCC_2.4G_RE(3m)	Engineer: Ajin Fan
Probe: BBHA9120D_1167_1-18GHz	Polarity: Vertical
EUT: ACCESS POINT	Power: By PoE
Test Mode: Transmit by 802.11ax-HE40 at 2422MHz	

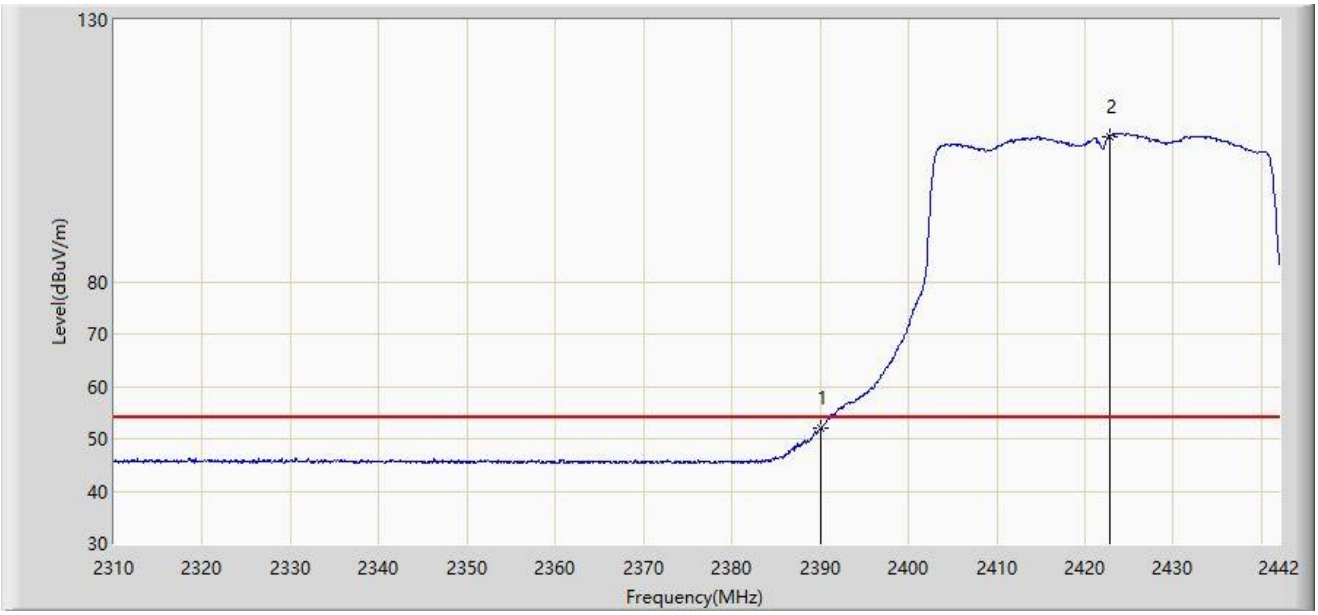

No	Mark	Frequency (MHz)	Measure Level (dBμV/m)	Reading Level (dBμV)	Margin (dB)	Limit (dBμV/m)	Factor (dB/m)	Type
1	*	2390.000	51.909	20.655	-2.091	54.000	31.254	AV
2		2422.794	107.795	76.556	N/A	N/A	31.240	AV

Note 1: " * ", means this data is the worst emission level.

Note 2: Measure Level (dBμV/m) = Reading Level (dBμV) + Factor (dB/m).

Note 3: Factor (dB/m) = Cable Loss (dB) + Antenna Factor (dB/m).

Site: WZ-AC1	Test Date: 2023-09-06
Limit: FCC_2.4G_RE(3m)	Engineer: Ajin Fan
Probe: BBHA9120D_1167_1-18GHz	Polarity: Horizontal
EUT: ACCESS POINT	Power: By PoE
Test Mode: Transmit by 802.11ax-HE40 at 2437MHz	

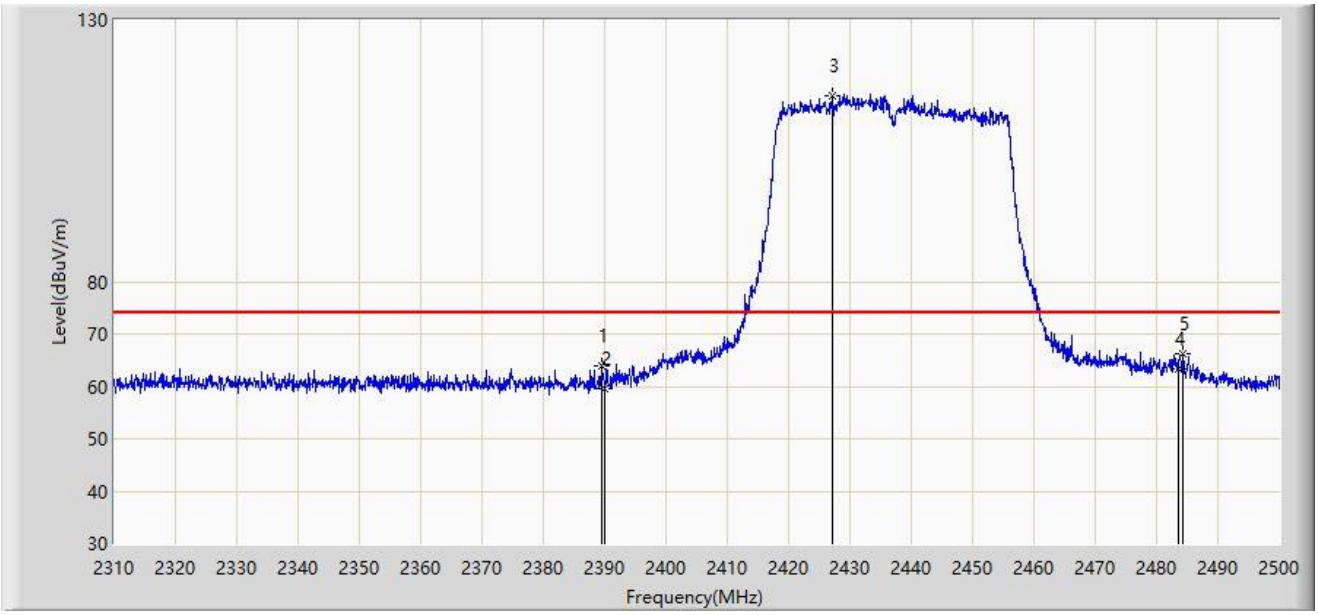

No	Mark	Frequency (MHz)	Measure Level (dBμV/m)	Reading Level (dBμV)	Margin (dB)	Limit (dBμV/m)	Factor (dB/m)	Type
1		2389.610	63.949	32.695	-10.051	74.000	31.254	PK
2		2390.000	59.488	28.234	-14.512	74.000	31.254	PK
3		2427.230	115.573	84.347	N/A	N/A	31.226	PK
4		2483.500	63.349	32.123	-10.651	74.000	31.226	PK
5	*	2484.325	66.170	34.943	-7.830	74.000	31.227	PK

Note 1: " * ", means this data is the worst emission level.

Note 2: Measure Level (dBμV/m) = Reading Level (dBμV) + Factor (dB/m).

Note 3: Factor (dB/m) = Cable Loss (dB) + Antenna Factor (dB/m).

Site: WZ-AC1	Test Date: 2023-09-06
Limit: FCC_2.4G_RE(3m)	Engineer: Ajin Fan
Probe: BBHA9120D_1167_1-18GHz	Polarity: Horizontal
EUT: ACCESS POINT	Power: By PoE
Test Mode: Transmit by 802.11ax-HE40 at 2437MHz	

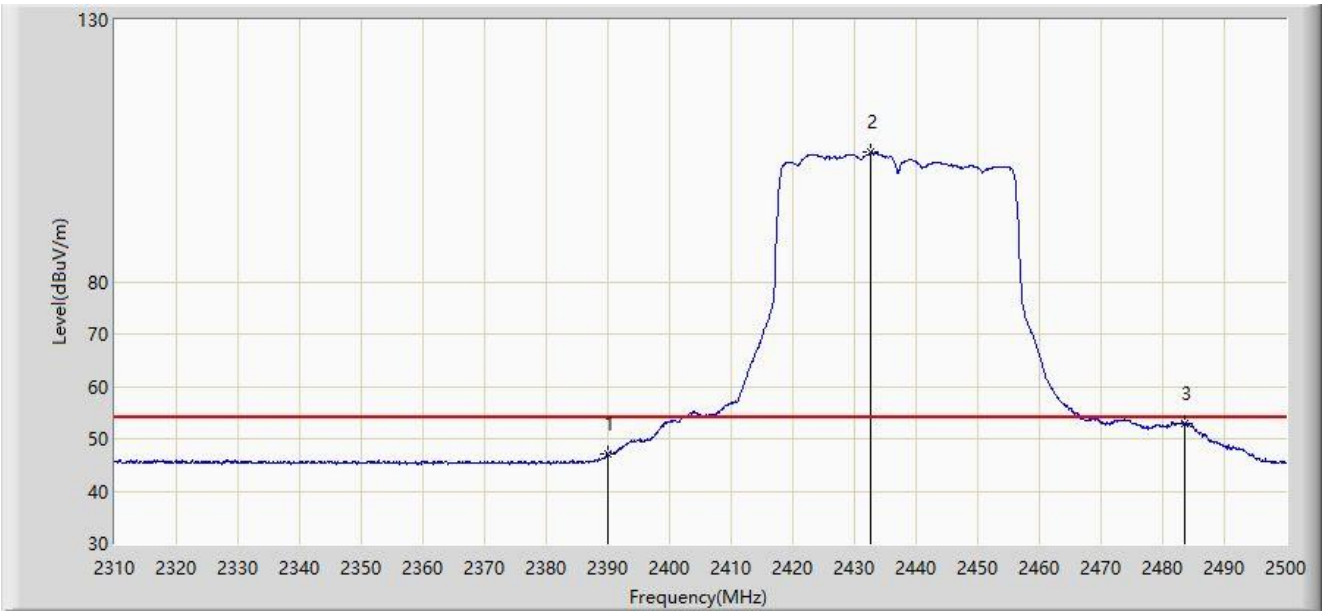

No	Mark	Frequency (MHz)	Measure Level (dBμV/m)	Reading Level (dBμV)	Margin (dB)	Limit (dBμV/m)	Factor (dB/m)	Type
1		2390.000	46.971	15.717	-7.029	54.000	31.254	AV
2		2432.645	104.699	73.485	N/A	N/A	31.215	AV
3	*	2483.500	52.889	21.663	-1.111	54.000	31.226	AV

Note 1: " * ", means this data is the worst emission level.

Note 2: Measure Level (dBμV/m) = Reading Level (dBμV) + Factor (dB/m).

Note 3: Factor (dB/m) = Cable Loss (dB) + Antenna Factor (dB/m).

Site: WZ-AC1	Test Date: 2023-09-06
Limit: FCC_2.4G_RE(3m)	Engineer: Ajin Fan
Probe: BBHA9120D_1167_1-18GHz	Polarity: Vertical
EUT: ACCESS POINT	Power: By PoE
Test Mode: Transmit by 802.11ax-HE40 at 2437MHz	

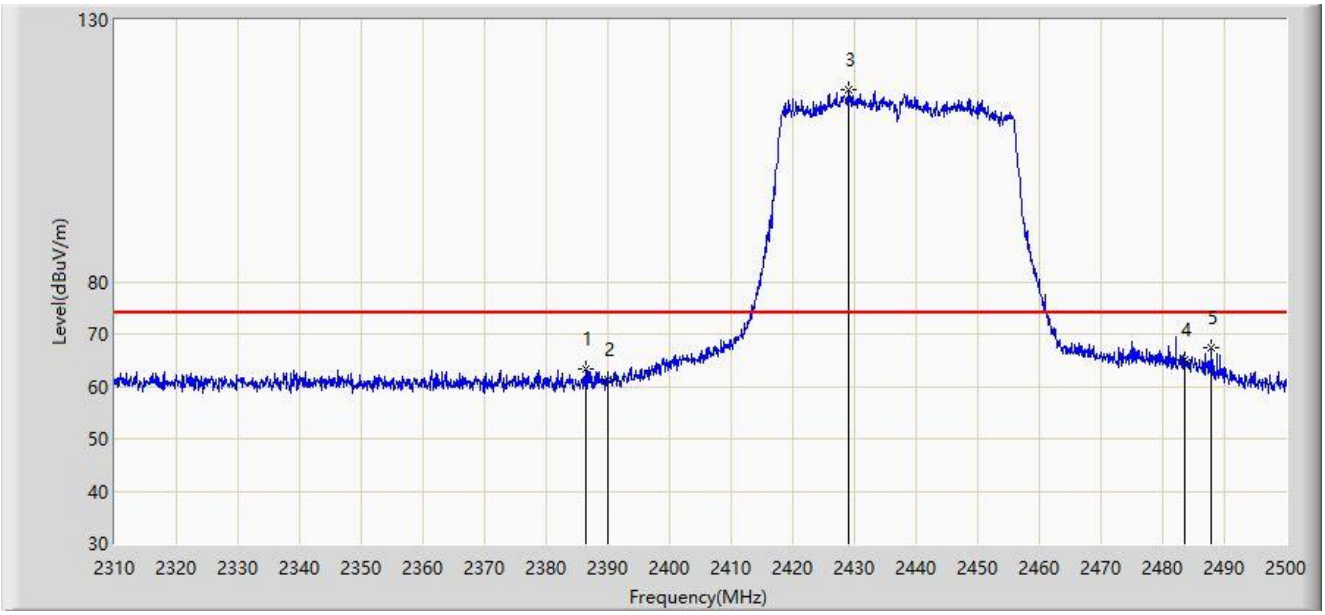

No	Mark	Frequency (MHz)	Measure Level (dBμV/m)	Reading Level (dBμV)	Margin (dB)	Limit (dBμV/m)	Factor (dB/m)	Type
1		2386.380	63.452	32.195	-10.548	74.000	31.257	PK
2		2390.000	61.232	29.978	-12.768	74.000	31.254	PK
3		2428.940	116.778	85.556	N/A	N/A	31.222	PK
4		2483.500	65.006	33.780	-8.994	74.000	31.226	PK
5	*	2487.935	67.445	36.216	-6.555	74.000	31.229	PK

Note 1: " * ", means this data is the worst emission level.

Note 2: Measure Level (dBμV/m) = Reading Level (dBμV) + Factor (dB/m).

Note 3: Factor (dB/m) = Cable Loss (dB) + Antenna Factor (dB/m).

Site: WZ-AC1	Test Date: 2023-09-06
Limit: FCC_2.4G_RE(3m)	Engineer: Ajin Fan
Probe: BBHA9120D_1167_1-18GHz	Polarity: Vertical
EUT: ACCESS POINT	Power: By PoE
Test Mode: Transmit by 802.11ax-HE40 at 2437MHz	

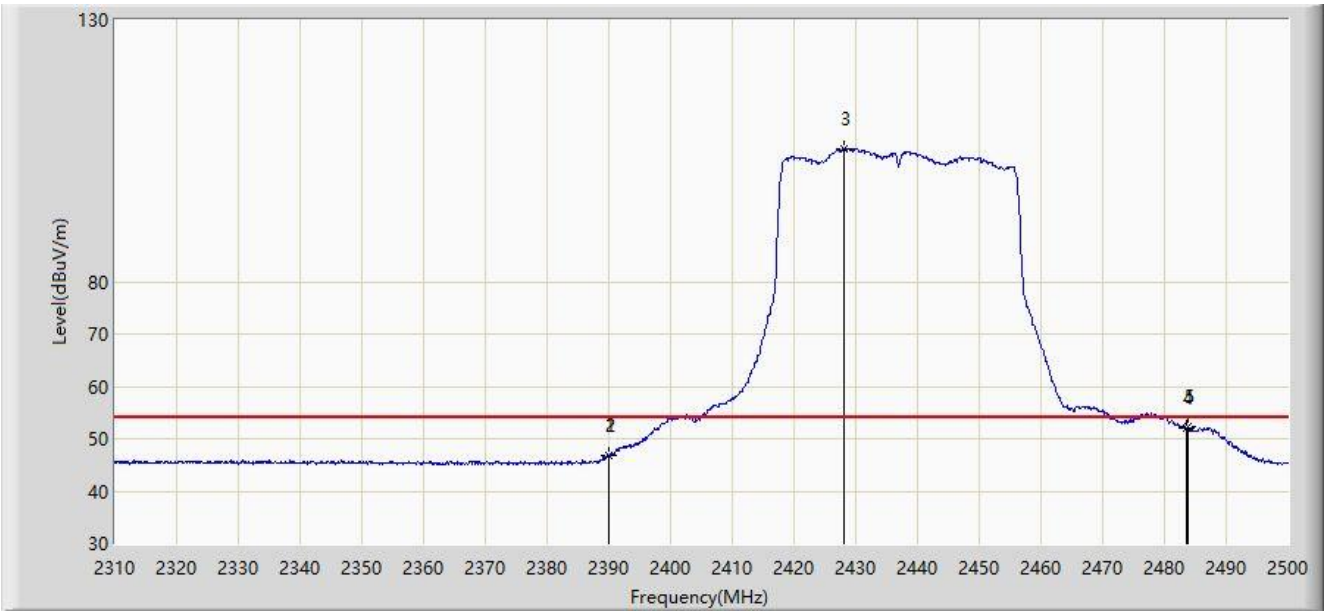

No	Mark	Frequency (MHz)	Measure Level (dBμV/m)	Reading Level (dBμV)	Margin (dB)	Limit (dBμV/m)	Factor (dB/m)	Type
1		2389.895	46.878	15.624	-7.122	54.000	31.254	AV
2		2390.000	46.841	15.587	-7.159	54.000	31.254	AV
3		2427.990	105.315	74.091	N/A	N/A	31.224	AV
4		2483.500	51.994	20.768	-2.006	54.000	31.226	AV
5	*	2483.850	52.438	21.212	-1.562	54.000	31.226	AV

Note 1: " * ", means this data is the worst emission level.

Note 2: Measure Level (dBμV/m) = Reading Level (dBμV) + Factor (dB/m).

Note 3: Factor (dB/m) = Cable Loss (dB) + Antenna Factor (dB/m).

Site: WZ-AC1	Test Date: 2023-09-10
Limit: FCC_2.4G_RE(3m)	Engineer: Bob Zhang
Probe: BBHA9120D_1167_1-18GHz	Polarity: Vertical
EUT: ACCESS POINT	Power: By PoE
Test Mode: Transmit by 802.11ax-HE40 at 2447MHz	

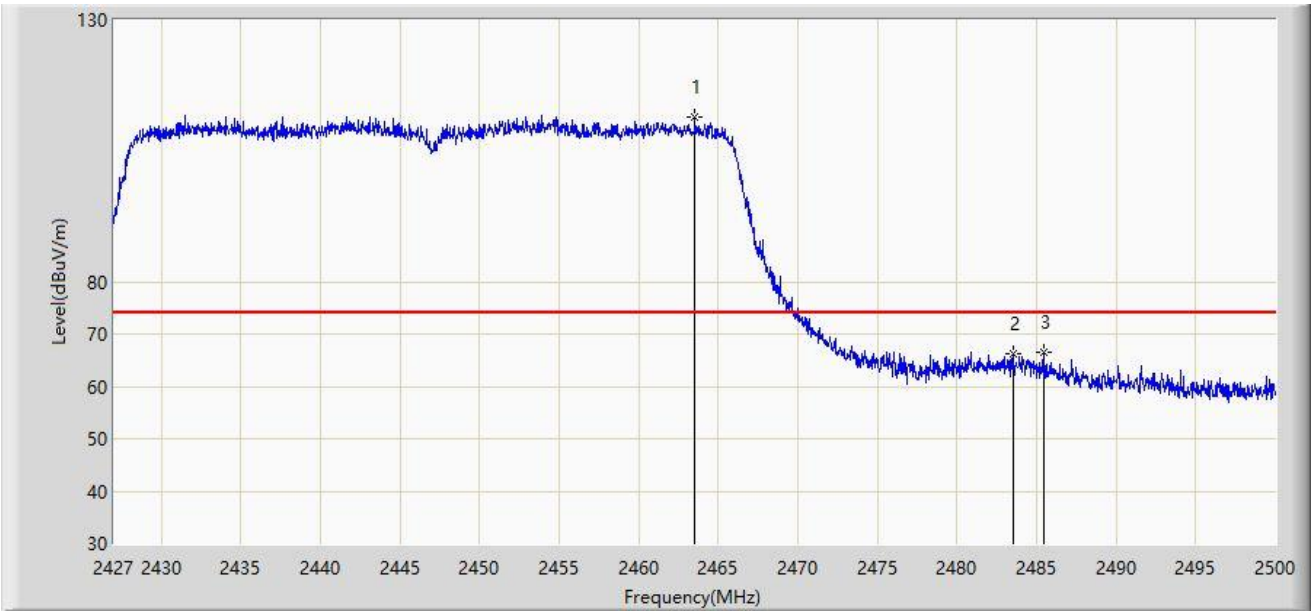

No	Mark	Frequency (MHz)	Measure Level (dBμV/m)	Reading Level (dBμV)	Margin (dB)	Limit (dBμV/m)	Factor (dB/m)	Type
1		2463.537	111.352	79.661	N/A	N/A	31.691	PK
2		2483.500	66.225	34.528	-7.775	74.000	31.696	PK
3	*	2485.473	66.422	34.726	-7.578	74.000	31.696	PK

Note 1: " * ", means this data is the worst emission level.

Note 2: Measure Level (dBμV/m) = Reading Level (dBμV) + Factor (dB/m).

Note 3: Factor (dB/m) = Cable Loss (dB) + Antenna Factor (dB/m).