Site: WZ-AC1	Test Date: 2023-09-10
Limit: FCC_2.4G_RE(3m)	Engineer: Bob Zhang
Probe: BBHA9120D_1167_1-18GHz	Polarity: Vertical
EUT: ACCESS POINT	Power: By PoE
Test Mode: Transmit by 802.11ax-HE40 at 2447MHz	

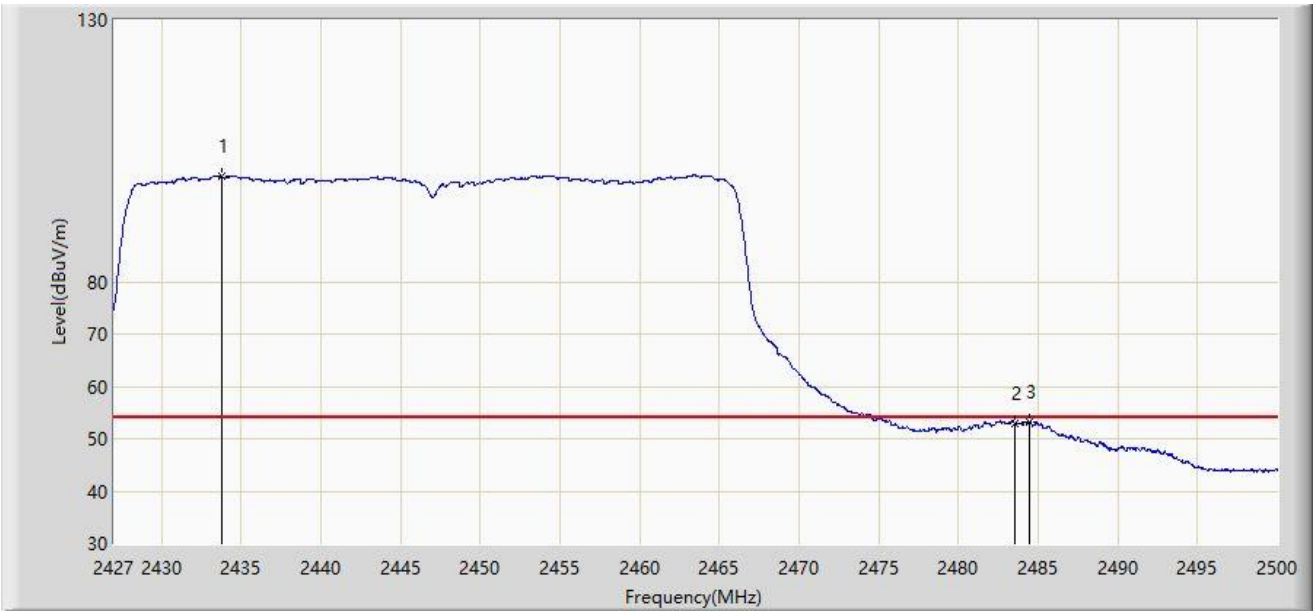

No	Mark	Frequency (MHz)	Measure Level (dBμV/m)	Reading Level (dBμV)	Margin (dB)	Limit (dBμV/m)	Factor (dB/m)	Type
1		2433.789	100.078	68.360	N/A	N/A	31.719	AV
2		2483.500	52.988	21.291	-1.012	54.000	31.696	AV
3	*	2484.488	53.294	21.598	-0.706	54.000	31.697	AV

Note 1: " * ", means this data is the worst emission level.

Note 2: Measure Level (dBμV/m) = Reading Level (dBμV) + Factor (dB/m).

Note 3: Factor (dB/m) = Cable Loss (dB) + Antenna Factor (dB/m).

Site: WZ-AC1	Test Date: 2023-09-06
Limit: FCC_2.4G_RE(3m)	Engineer: Ajin Fan
Probe: BBHA9120D_1167_1-18GHz	Polarity: Horizontal
EUT: ACCESS POINT	Power: By PoE
Test Mode: Transmit by 802.11ax-HE40 at 2452MHz	

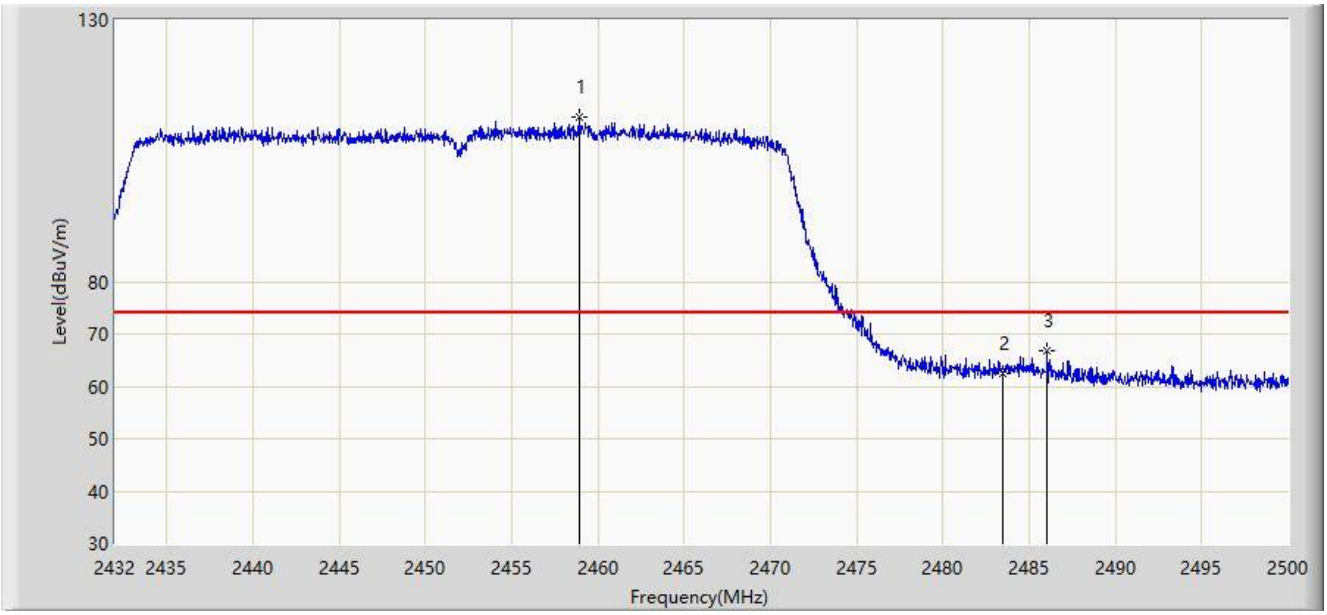

No	Mark	Frequency (MHz)	Measure Level (dBμV/m)	Reading Level (dBμV)	Margin (dB)	Limit (dBμV/m)	Factor (dB/m)	Type
1		2458.894	111.331	80.103	N/A	N/A	31.228	PK
2		2483.500	62.579	31.353	-11.421	74.000	31.226	PK
3	*	2486.060	66.932	35.704	-7.068	74.000	31.228	PK

Note 1: " * ", means this data is the worst emission level.

Note 2: Measure Level (dBμV/m) = Reading Level (dBμV) + Factor (dB/m).

Note 3: Factor (dB/m) = Cable Loss (dB) + Antenna Factor (dB/m).

Site: WZ-AC1	Test Date: 2023-09-06
Limit: FCC_2.4G_RE(3m)	Engineer: Ajin Fan
Probe: BBHA9120D_1167_1-18GHz	Polarity: Horizontal
EUT: ACCESS POINT	Power: By PoE
Test Mode: Transmit by 802.11ax-HE40 at 2452MHz	

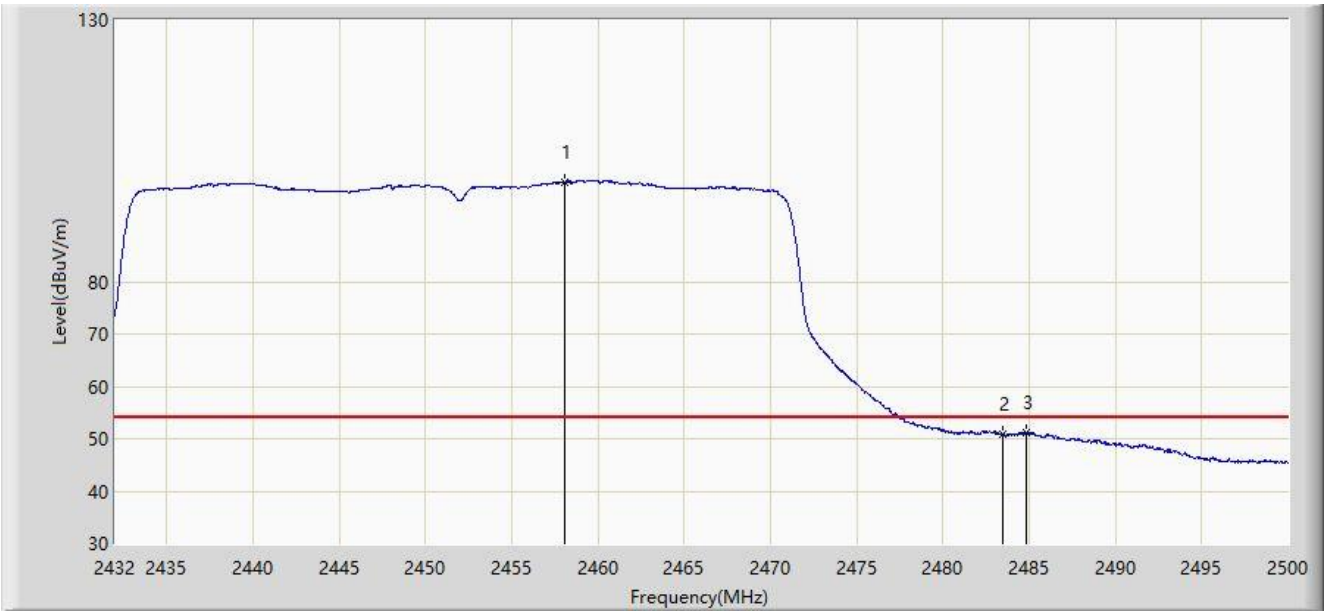

No	Mark	Frequency (MHz)	Measure Level (dBμV/m)	Reading Level (dBμV)	Margin (dB)	Limit (dBμV/m)	Factor (dB/m)	Type
1		2458.112	99.122	67.894	N/A	N/A	31.229	AV
2		2483.500	50.814	19.588	-3.186	54.000	31.226	AV
3	*	2484.836	51.243	20.016	-2.757	54.000	31.227	AV

Note 1: " * ", means this data is the worst emission level.

Note 2: Measure Level (dBμV/m) = Reading Level (dBμV) + Factor (dB/m).

Note 3: Factor (dB/m) = Cable Loss (dB) + Antenna Factor (dB/m).

Site: WZ-AC1	Test Date: 2023-09-06
Limit: FCC_2.4G_RE(3m)	Engineer: Ajin Fan
Probe: BBHA9120D_1167_1-18GHz	Polarity: Vertical
EUT: ACCESS POINT	Power: By PoE
Test Mode: Transmit by 802.11ax-HE40 at 2452MHz	

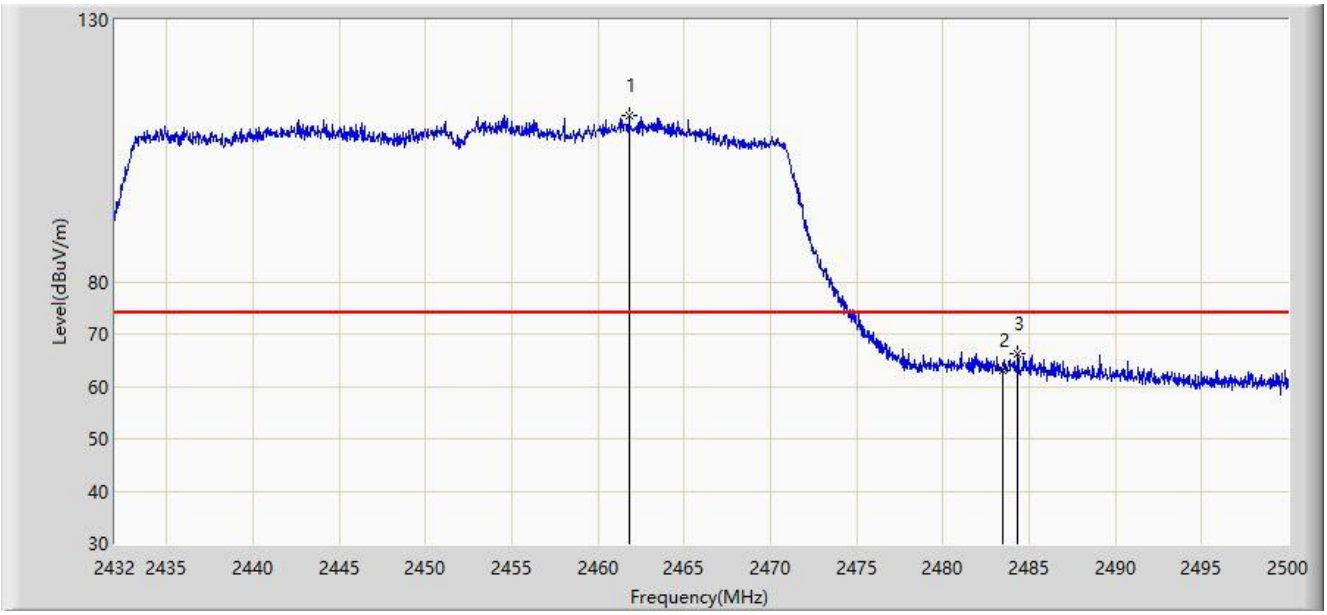

No	Mark	Frequency (MHz)	Measure Level (dBμV/m)	Reading Level (dBμV)	Margin (dB)	Limit (dBμV/m)	Factor (dB/m)	Type
1		2461.784	111.837	80.612	N/A	N/A	31.225	PK
2		2483.500	63.070	31.844	-10.930	74.000	31.226	PK
3	*	2484.360	66.112	34.885	-7.888	74.000	31.227	PK

Note 1: " * ", means this data is the worst emission level.

Note 2: Measure Level (dBμV/m) = Reading Level (dBμV) + Factor (dB/m).

Note 3: Factor (dB/m) = Cable Loss (dB) + Antenna Factor (dB/m).

Site: WZ-AC1	Test Date: 2023-09-06
Limit: FCC_2.4G_RE(3m)	Engineer: Ajin Fan
Probe: BBHA9120D_1167_1-18GHz	Polarity: Vertical
EUT: ACCESS POINT	Power: By PoE
Test Mode: Transmit by 802.11ax-HE40 at 2452MHz	

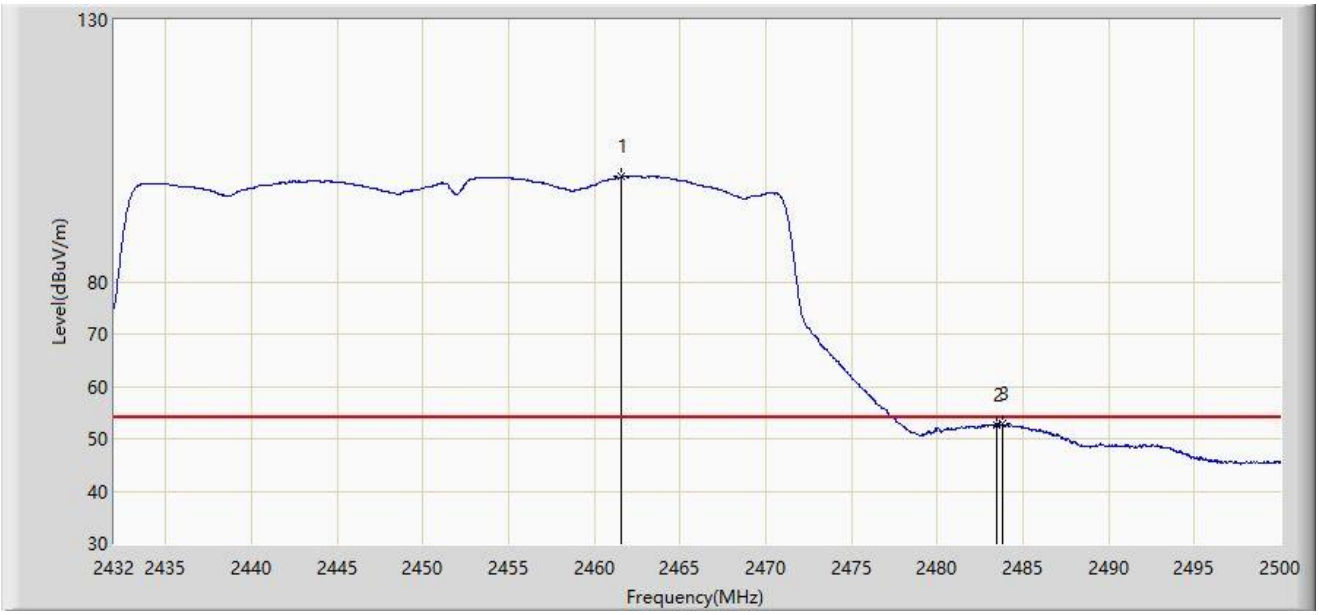

No	Mark	Frequency (MHz)	Measure Level (dBμV/m)	Reading Level (dBμV)	Margin (dB)	Limit (dBμV/m)	Factor (dB/m)	Type
1		2461.580	100.039	68.813	N/A	N/A	31.225	AV
2		2483.500	52.545	21.319	-1.455	54.000	31.226	AV
3	*	2483.850	52.757	21.531	-1.243	54.000	31.226	AV

Note 1: " * ", means this data is the worst emission level.

Note 2: Measure Level (dBμV/m) = Reading Level (dBμV) + Factor (dB/m).

Note 3: Factor (dB/m) = Cable Loss (dB) + Antenna Factor (dB/m).

Filter 2#

Site: WZ-AC1	Test Date: 2023-12-19
Limit: FCC_2.4G_RE(3m)	Engineer: Ajin Fan
Probe: BBHA9120D_1167_1-18GHz	Polarity: Horizontal
EUT: ACCESS POINT	Power: By PoE
Test Mode: Transmit by 802.11b at 2412MHz	

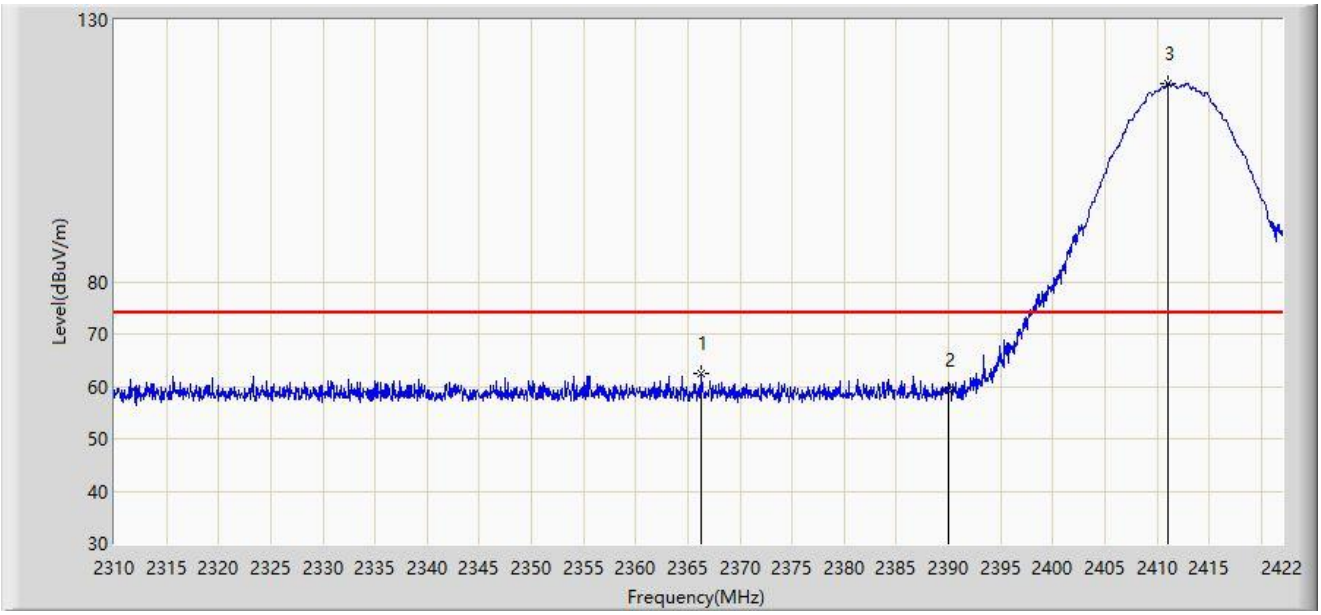

No	Mark	Frequency (MHz)	Measure Level (dBμV/m)	Reading Level (dBμV)	Margin (dB)	Limit (dBμV/m)	Factor (dB/m)	Type
1	*	2366.336	62.350	31.028	-11.650	74.000	31.323	PK
2		2390.000	59.269	28.015	-14.731	74.000	31.254	PK
3		2411.024	117.845	86.592	N/A	N/A	31.253	PK

Note 1: " * ", means this data is the worst emission level.

Note 2: Measure Level (dBμV/m) = Reading Level (dBμV) + Factor (dB/m).

Note 3: Factor (dB/m) = Cable Loss (dB) + Antenna Factor (dB/m).

Site: WZ-AC1	Test Date: 2023-12-19
Limit: FCC_2.4G_RE(3m)	Engineer: Ajin Fan
Probe: BBHA9120D_1167_1-18GHz	Polarity: Horizontal
EUT: ACCESS POINT	Power: By PoE
Test Mode: Transmit by 802.11b at 2412MHz	

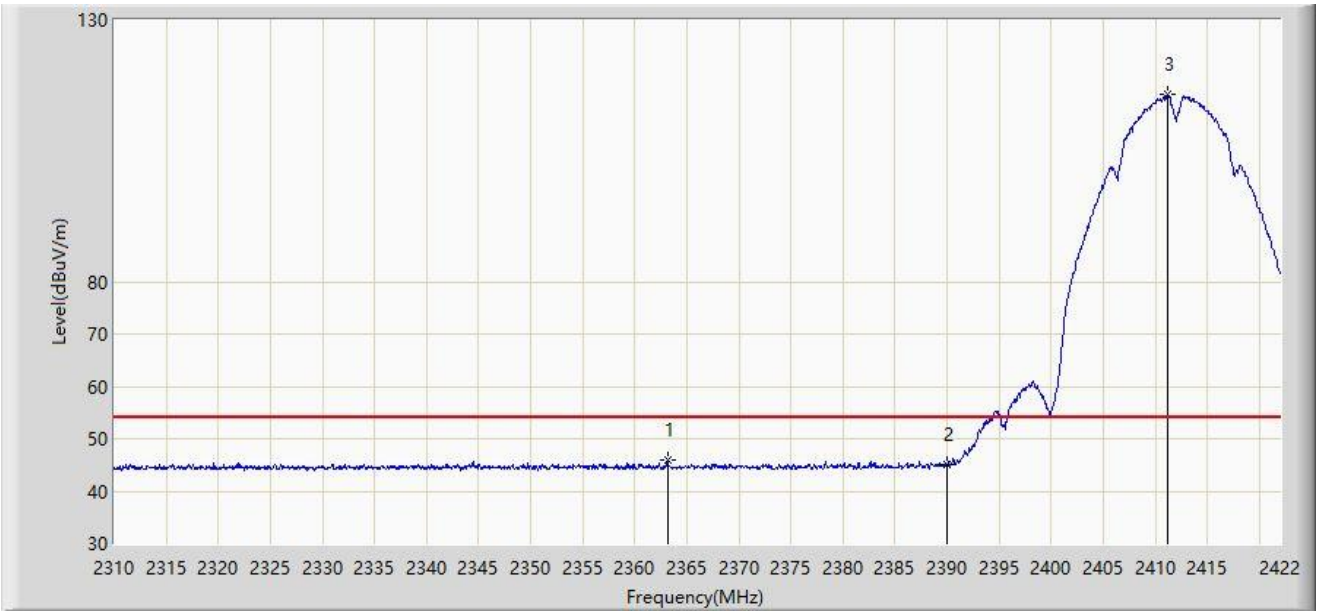

No	Mark	Frequency (MHz)	Measure Level (dBμV/m)	Reading Level (dBμV)	Margin (dB)	Limit (dBμV/m)	Factor (dB/m)	Type
1	*	2363.144	45.799	14.470	-8.201	54.000	31.329	AV
2		2390.000	45.067	13.813	-8.933	54.000	31.254	AV
3		2411.192	115.670	84.417	N/A	N/A	31.254	AV

Note 1: " * ", means this data is the worst emission level.

Note 2: Measure Level (dBμV/m) = Reading Level (dBμV) + Factor (dB/m).

Note 3: Factor (dB/m) = Cable Loss (dB) + Antenna Factor (dB/m).

Site: WZ-AC1	Test Date: 2023-12-19
Limit: FCC_2.4G_RE(3m)	Engineer: Ajin Fan
Probe: BBHA9120D_1167_1-18GHz	Polarity: Vertical
EUT: ACCESS POINT	Power: By PoE
Test Mode: Transmit by 802.11b at 2412MHz	

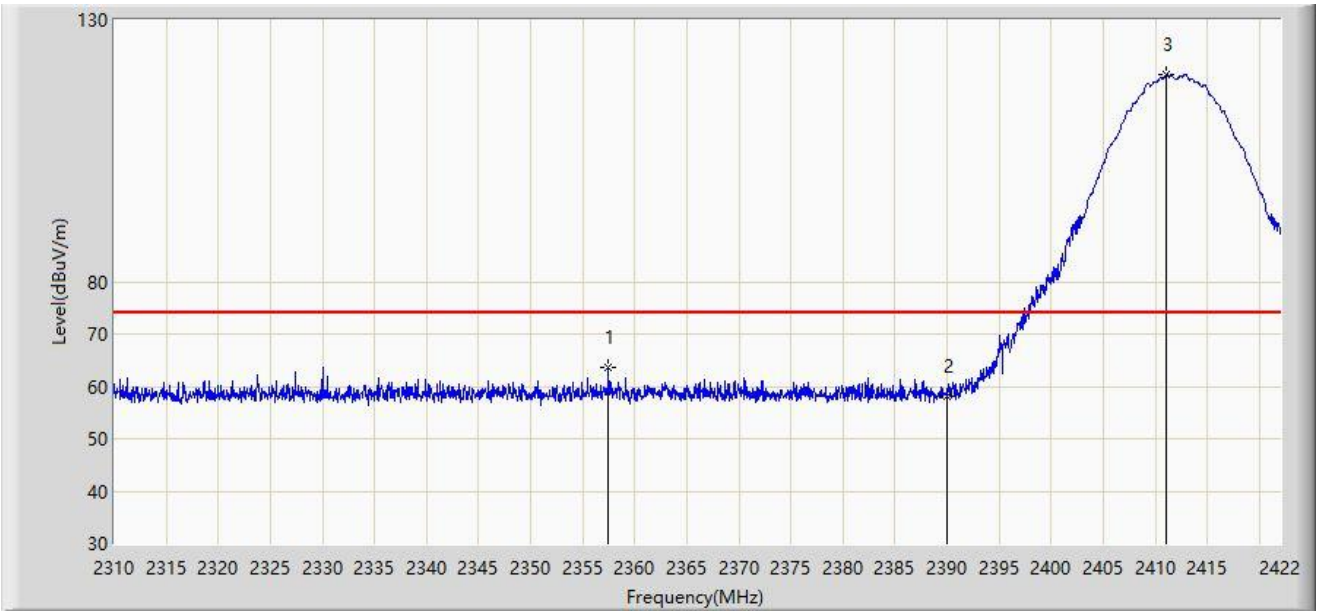

No	Mark	Frequency (MHz)	Measure Level (dBμV/m)	Reading Level (dBμV)	Margin (dB)	Limit (dBμV/m)	Factor (dB/m)	Type
1	*	2357.488	63.483	32.140	-10.517	74.000	31.343	PK
2		2390.000	58.075	26.821	-15.925	74.000	31.254	PK
3		2411.080	119.639	88.386	N/A	N/A	31.253	PK

Note 1: " * ", means this data is the worst emission level.

Note 2: Measure Level (dBμV/m) = Reading Level (dBμV) + Factor (dB/m).

Note 3: Factor (dB/m) = Cable Loss (dB) + Antenna Factor (dB/m).

Site: WZ-AC1	Test Date: 2023-12-19
Limit: FCC_2.4G_RE(3m)	Engineer: Ajin Fan
Probe: BBHA9120D_1167_1-18GHz	Polarity: Vertical
EUT: ACCESS POINT	Power: By PoE
Test Mode: Transmit by 802.11b at 2412MHz	

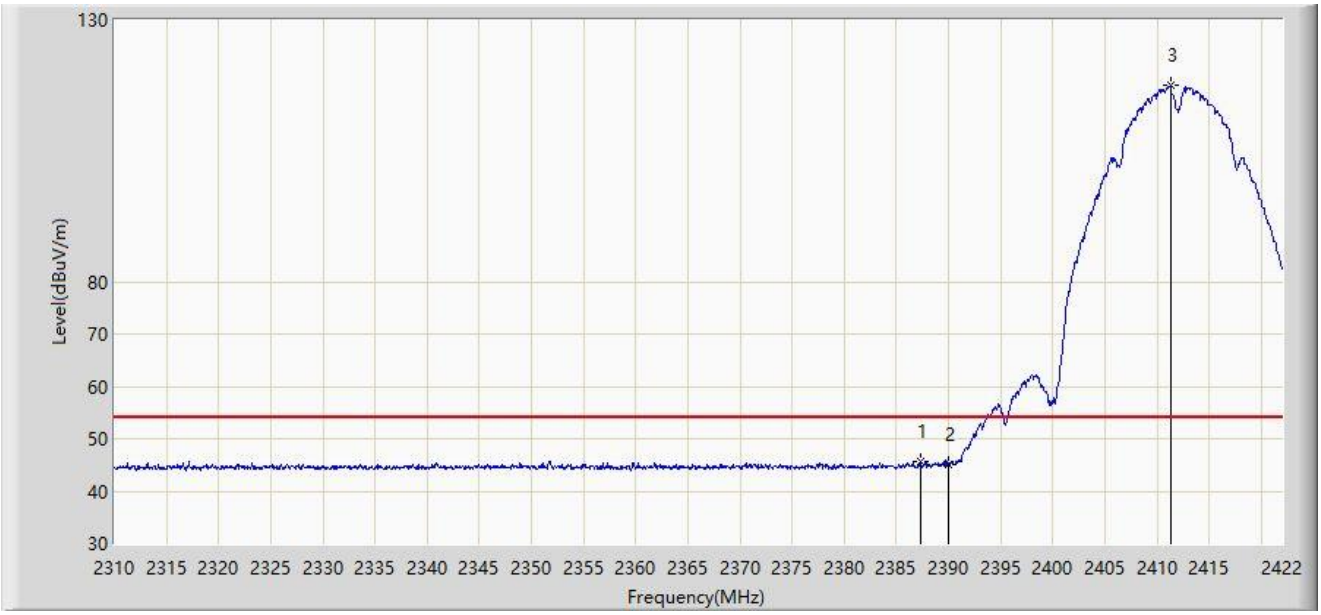

No	Mark	Frequency (MHz)	Measure Level (dBμV/m)	Reading Level (dBμV)	Margin (dB)	Limit (dBμV/m)	Factor (dB/m)	Type
1	*	2387.280	45.653	14.397	-8.347	54.000	31.256	AV
2		2390.000	45.195	13.941	-8.805	54.000	31.254	AV
3		2411.304	117.438	86.185	N/A	N/A	31.254	AV

Note 1: " * ", means this data is the worst emission level.

Note 2: Measure Level (dBμV/m) = Reading Level (dBμV) + Factor (dB/m).

Note 3: Factor (dB/m) = Cable Loss (dB) + Antenna Factor (dB/m).

Site: WZ-AC1	Test Date: 2023-12-19
Limit: FCC_2.4G_RE(3m)	Engineer: Ajin Fan
Probe: BBHA9120D_1167_1-18GHz	Polarity: Horizontal
EUT: ACCESS POINT	Power: By PoE
Test Mode: Transmit by 802.11g at 2412MHz	

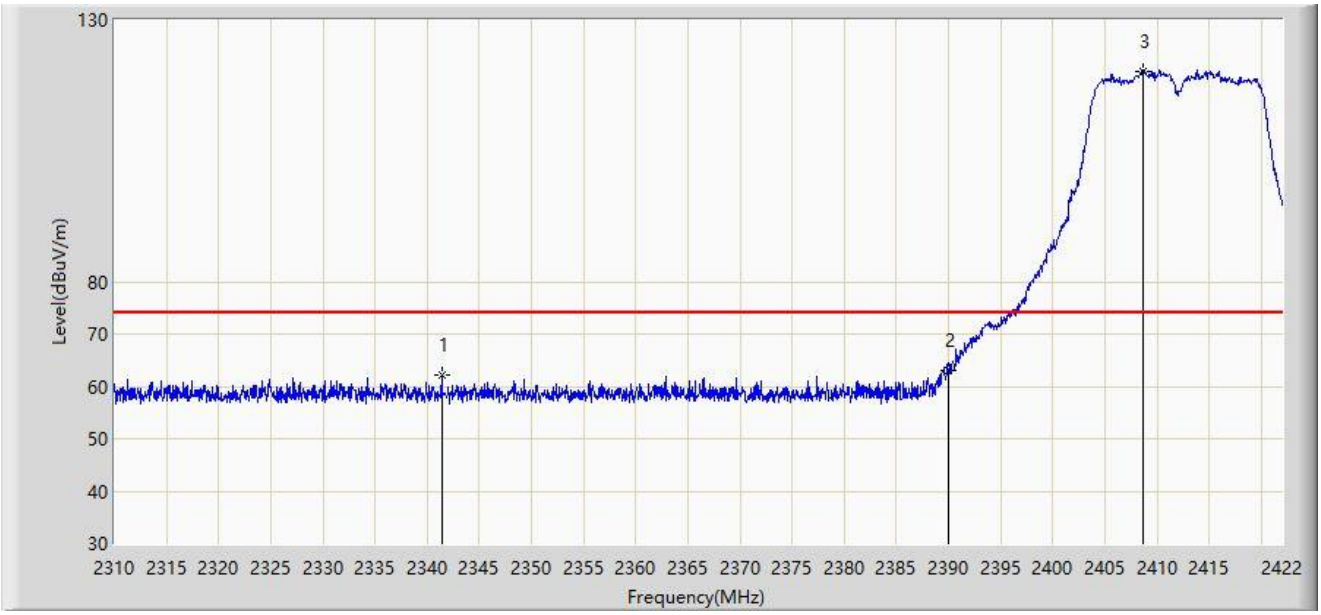

No	Mark	Frequency (MHz)	Measure Level (dBμV/m)	Reading Level (dBμV)	Margin (dB)	Limit (dBμV/m)	Factor (dB/m)	Type
1		2341.416	62.209	30.813	-11.791	74.000	31.396	PK
2	*	2390.000	62.964	31.710	-11.036	74.000	31.254	PK
3		2408.616	120.258	89.003	N/A	N/A	31.254	PK

Note 1: " * ", means this data is the worst emission level.

Note 2: Measure Level (dBμV/m) = Reading Level (dBμV) + Factor (dB/m).

Note 3: Factor (dB/m) = Cable Loss (dB) + Antenna Factor (dB/m).

Site: WZ-AC1	Test Date: 2023-12-19
Limit: FCC_2.4G_RE(3m)	Engineer: Ajin Fan
Probe: BBHA9120D_1167_1-18GHz	Polarity: Horizontal
EUT: ACCESS POINT	Power: By PoE
Test Mode: Transmit by 802.11g at 2412MHz	

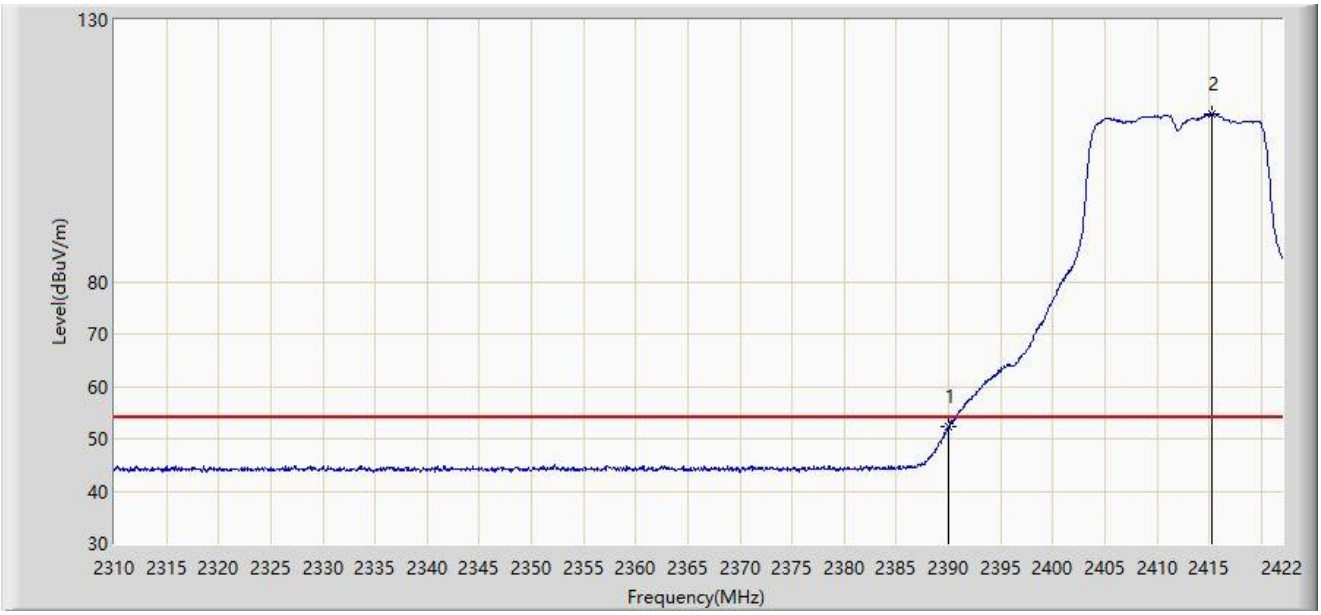

No	Mark	Frequency (MHz)	Measure Level (dBμV/m)	Reading Level (dBμV)	Margin (dB)	Limit (dBμV/m)	Factor (dB/m)	Type
1	*	2390.000	52.260	21.006	-1.740	54.000	31.254	AV
2		2415.224	112.163	80.912	N/A	N/A	31.251	AV

Note 1: " * ", means this data is the worst emission level.

Note 2: Measure Level (dBμV/m) = Reading Level (dBμV) + Factor (dB/m).

Note 3: Factor (dB/m) = Cable Loss (dB) + Antenna Factor (dB/m).

Site: WZ-AC1	Test Date: 2023-12-19
Limit: FCC_2.4G_RE(3m)	Engineer: Ajin Fan
Probe: BBHA9120D_1167_1-18GHz	Polarity: Vertical
EUT: ACCESS POINT	Power: By PoE
Test Mode: Transmit by 802.11g at 2412MHz	

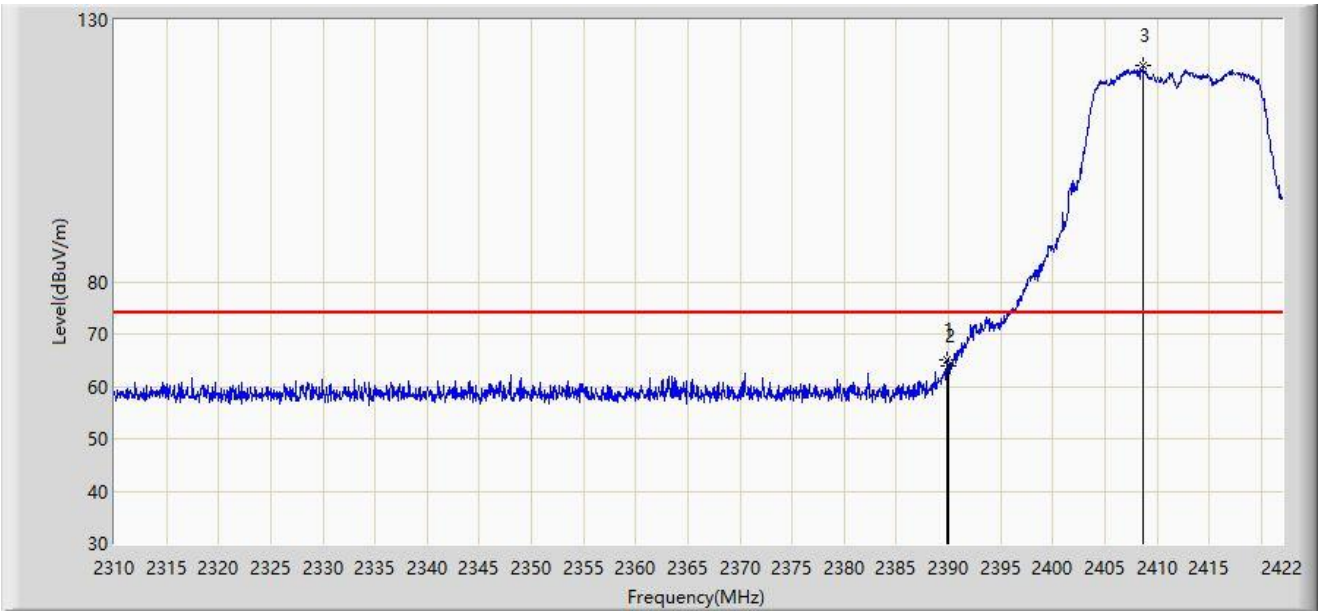

No	Mark	Frequency (MHz)	Measure Level (dBμV/m)	Reading Level (dBμV)	Margin (dB)	Limit (dBμV/m)	Factor (dB/m)	Type
1	*	2389.800	65.008	33.754	-8.992	74.000	31.254	PK
2		2390.000	63.903	32.649	-10.097	74.000	31.254	PK
3		2408.672	121.221	89.966	N/A	N/A	31.254	PK

Note 1: " * ", means this data is the worst emission level.

Note 2: Measure Level (dBμV/m) = Reading Level (dBμV) + Factor (dB/m).

Note 3: Factor (dB/m) = Cable Loss (dB) + Antenna Factor (dB/m).

Site: WZ-AC1	Test Date: 2023-12-19
Limit: FCC_2.4G_RE(3m)	Engineer: Ajin Fan
Probe: BBHA9120D_1167_1-18GHz	Polarity: Vertical
EUT: ACCESS POINT	Power: By PoE
Test Mode: Transmit by 802.11g at 2412MHz	

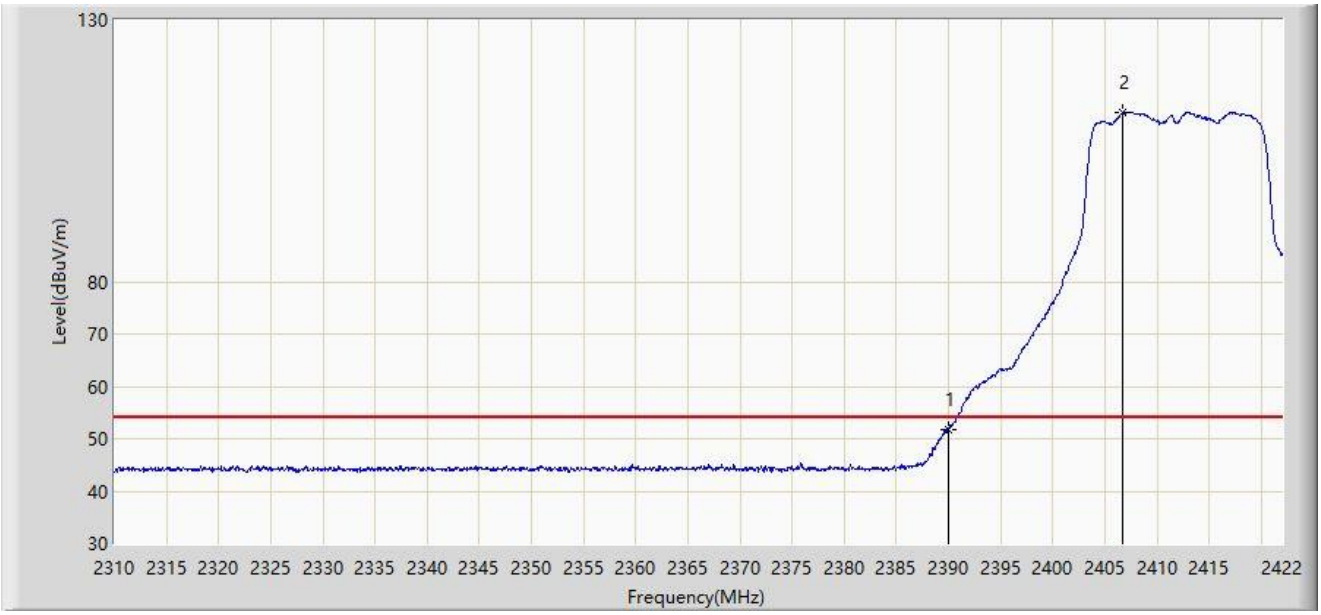

No	Mark	Frequency (MHz)	Measure Level (dBμV/m)	Reading Level (dBμV)	Margin (dB)	Limit (dBμV/m)	Factor (dB/m)	Type
1	*	2390.000	51.754	20.500	-2.246	54.000	31.254	AV
2		2406.768	112.197	80.941	N/A	N/A	31.256	AV

Note 1: " * ", means this data is the worst emission level.

Note 2: Measure Level (dBμV/m) = Reading Level (dBμV) + Factor (dB/m).

Note 3: Factor (dB/m) = Cable Loss (dB) + Antenna Factor (dB/m).

Site: WZ-AC1	Test Date: 2023-12-19
Limit: FCC_2.4G_RE(3m)	Engineer: Ajin Fan
Probe: BBHA9120D_1167_1-18GHz	Polarity: Horizontal
EUT: ACCESS POINT	Power: By PoE
Test Mode: Transmit by 802.11n-HT20 at 2412MHz	

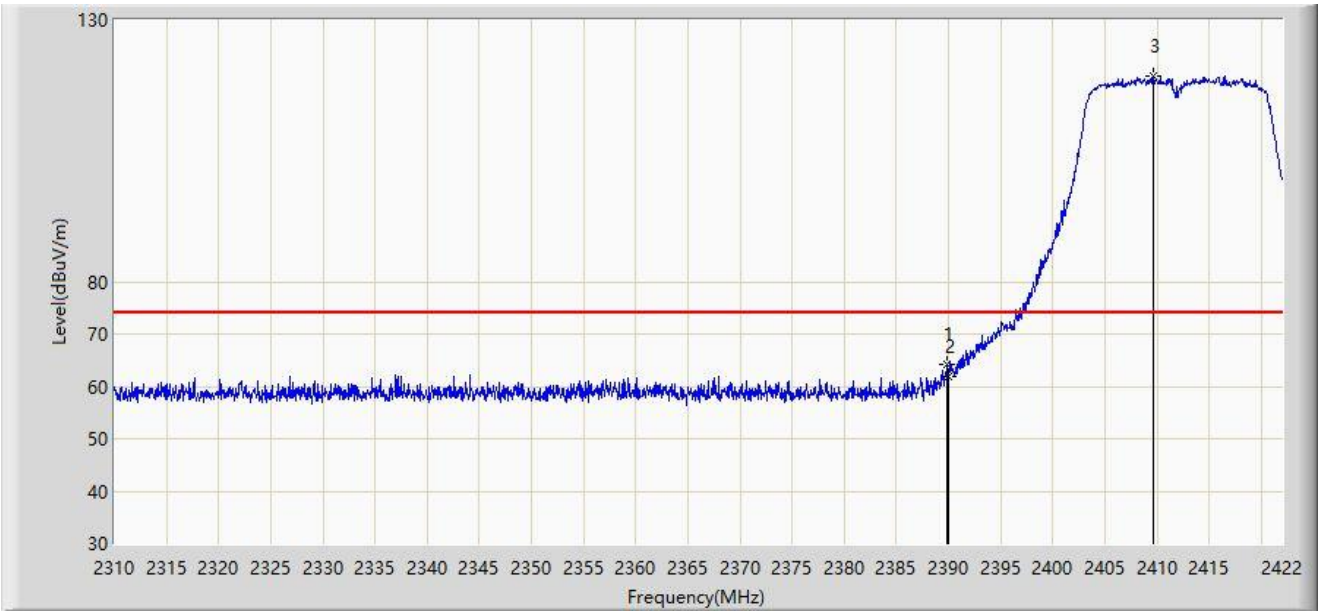

No	Mark	Frequency (MHz)	Measure Level (dBμV/m)	Reading Level (dBμV)	Margin (dB)	Limit (dBμV/m)	Factor (dB/m)	Type
1	*	2389.912	64.221	32.967	-9.779	74.000	31.254	PK
2		2390.000	61.760	30.506	-12.240	74.000	31.254	PK
3		2409.624	119.236	87.982	N/A	N/A	31.254	PK

Note 1: " * ", means this data is the worst emission level.

Note 2: Measure Level (dBμV/m) = Reading Level (dBμV) + Factor (dB/m).

Note 3: Factor (dB/m) = Cable Loss (dB) + Antenna Factor (dB/m).

Site: WZ-AC1	Test Date: 2023-12-19
Limit: FCC_2.4G_RE(3m)	Engineer: Ajin Fan
Probe: BBHA9120D_1167_1-18GHz	Polarity: Horizontal
EUT: ACCESS POINT	Power: By PoE
Test Mode: Transmit by 802.11n-HT20 at 2412MHz	

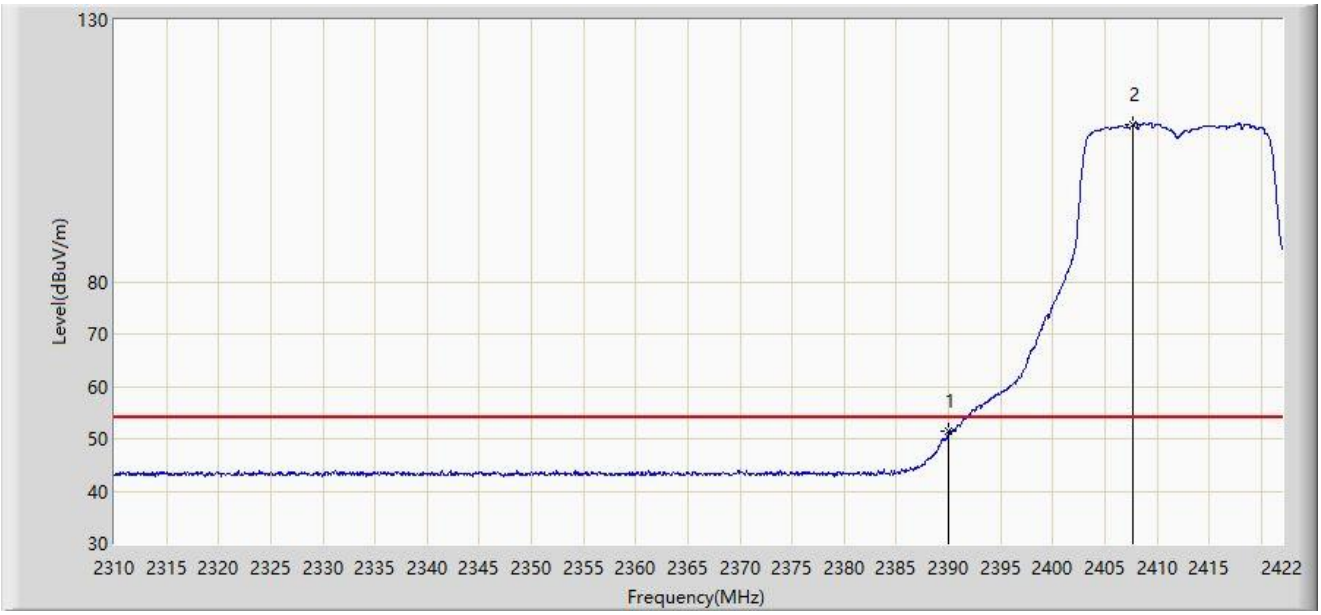

No	Mark	Frequency (MHz)	Measure Level (dBμV/m)	Reading Level (dBμV)	Margin (dB)	Limit (dBμV/m)	Factor (dB/m)	Type
1	*	2390.000	51.354	20.100	-2.646	54.000	31.254	AV
2		2407.664	109.982	78.727	N/A	N/A	31.256	AV

Note 1: " * ", means this data is the worst emission level.

Note 2: Measure Level (dBμV/m) = Reading Level (dBμV) + Factor (dB/m).

Note 3: Factor (dB/m) = Cable Loss (dB) + Antenna Factor (dB/m).

Site: WZ-AC1	Test Date: 2023-12-19
Limit: FCC_2.4G_RE(3m)	Engineer: Ajin Fan
Probe: BBHA9120D_1167_1-18GHz	Polarity: Vertical
EUT: ACCESS POINT	Power: By PoE
Test Mode: Transmit by 802.11n-HT20 at 2412MHz	

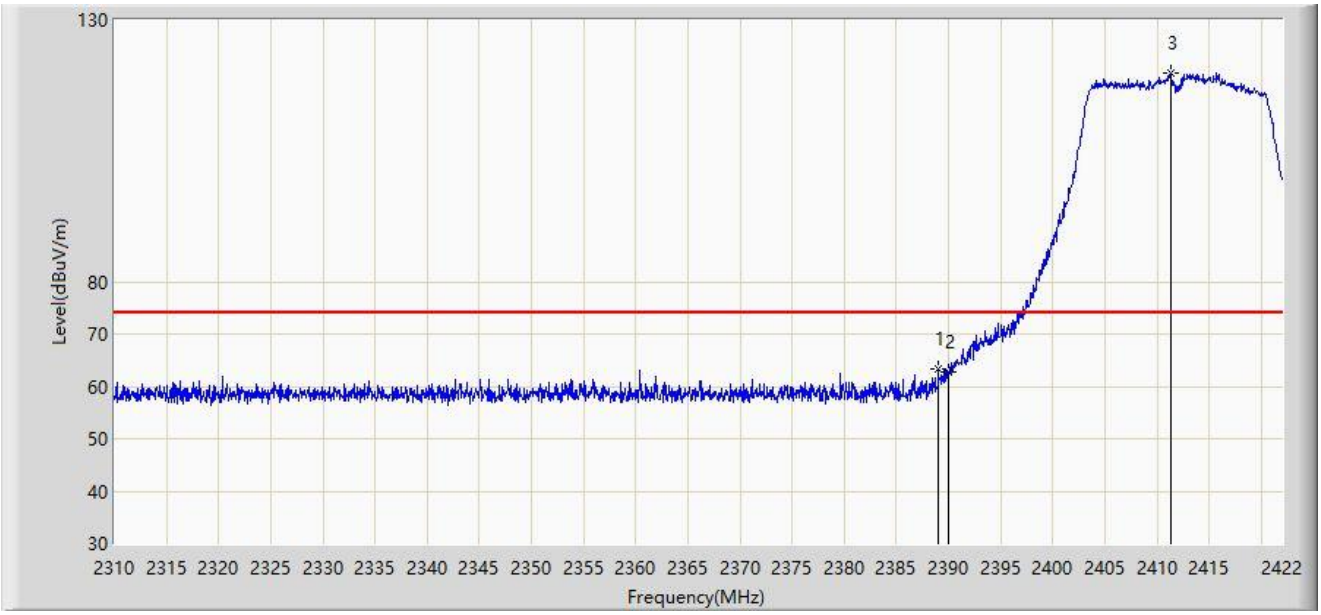

No	Mark	Frequency (MHz)	Measure Level (dBμV/m)	Reading Level (dBμV)	Margin (dB)	Limit (dBμV/m)	Factor (dB/m)	Type
1	*	2389.016	63.269	32.014	-10.731	74.000	31.255	PK
2		2390.000	62.656	31.402	-11.344	74.000	31.254	PK
3		2411.304	119.766	88.513	N/A	N/A	31.254	PK

Note 1: " * ", means this data is the worst emission level.

Note 2: Measure Level (dBμV/m) = Reading Level (dBμV) + Factor (dB/m).

Note 3: Factor (dB/m) = Cable Loss (dB) + Antenna Factor (dB/m).

Site: WZ-AC1	Test Date: 2023-12-19
Limit: FCC_2.4G_RE(3m)	Engineer: Ajin Fan
Probe: BBHA9120D_1167_1-18GHz	Polarity: Vertical
EUT: ACCESS POINT	Power: By PoE
Test Mode: Transmit by 802.11n-HT20 at 2412MHz	

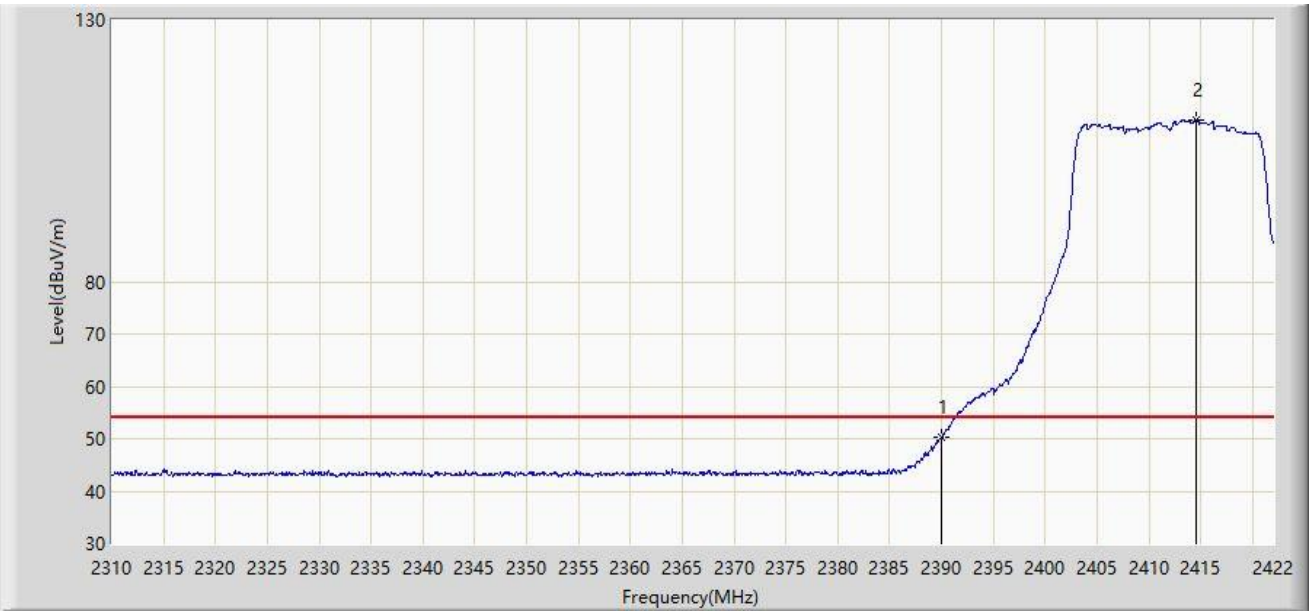

No	Mark	Frequency (MHz)	Measure Level (dBμV/m)	Reading Level (dBμV)	Margin (dB)	Limit (dBμV/m)	Factor (dB/m)	Type
1	*	2390.000	50.183	18.929	-3.817	54.000	31.254	AV
2		2414.496	110.916	79.665	N/A	N/A	31.251	AV

Note 1: " * ", means this data is the worst emission level.

Note 2: Measure Level (dBμV/m) = Reading Level (dBμV) + Factor (dB/m).

Note 3: Factor (dB/m) = Cable Loss (dB) + Antenna Factor (dB/m).

Site: WZ-AC1	Test Date: 2023-12-19
Limit: FCC_2.4G_RE(3m)	Engineer: Ajin Fan
Probe: BBHA9120D_1167_1-18GHz	Polarity: Horizontal
EUT: ACCESS POINT	Power: By PoE
Test Mode: Transmit by 802.11n-HT40 at 2422MHz	

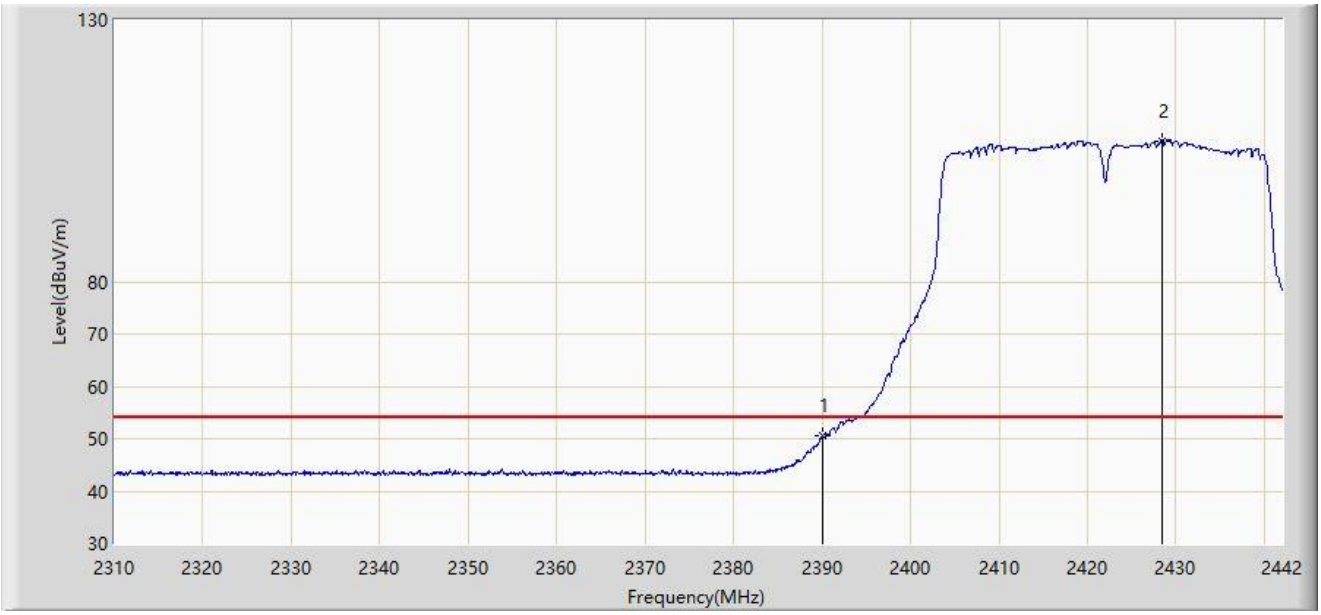

No	Mark	Frequency (MHz)	Measure Level (dBμV/m)	Reading Level (dBμV)	Margin (dB)	Limit (dBμV/m)	Factor (dB/m)	Type
1	*	2390.000	50.554	19.300	-3.446	54.000	31.254	AV
2		2428.404	106.870	75.647	N/A	N/A	31.223	AV

Note 1: " * ", means this data is the worst emission level.

Note 2: Measure Level (dBμV/m) = Reading Level (dBμV) + Factor (dB/m).

Note 3: Factor (dB/m) = Cable Loss (dB) + Antenna Factor (dB/m).

Site: WZ-AC1	Test Date: 2023-12-19
Limit: FCC_2.4G_RE(3m)	Engineer: Ajin Fan
Probe: BBHA9120D_1167_1-18GHz	Polarity: Horizontal
EUT: ACCESS POINT	Power: By PoE
Test Mode: Transmit by 802.11n-HT40 at 2422MHz	

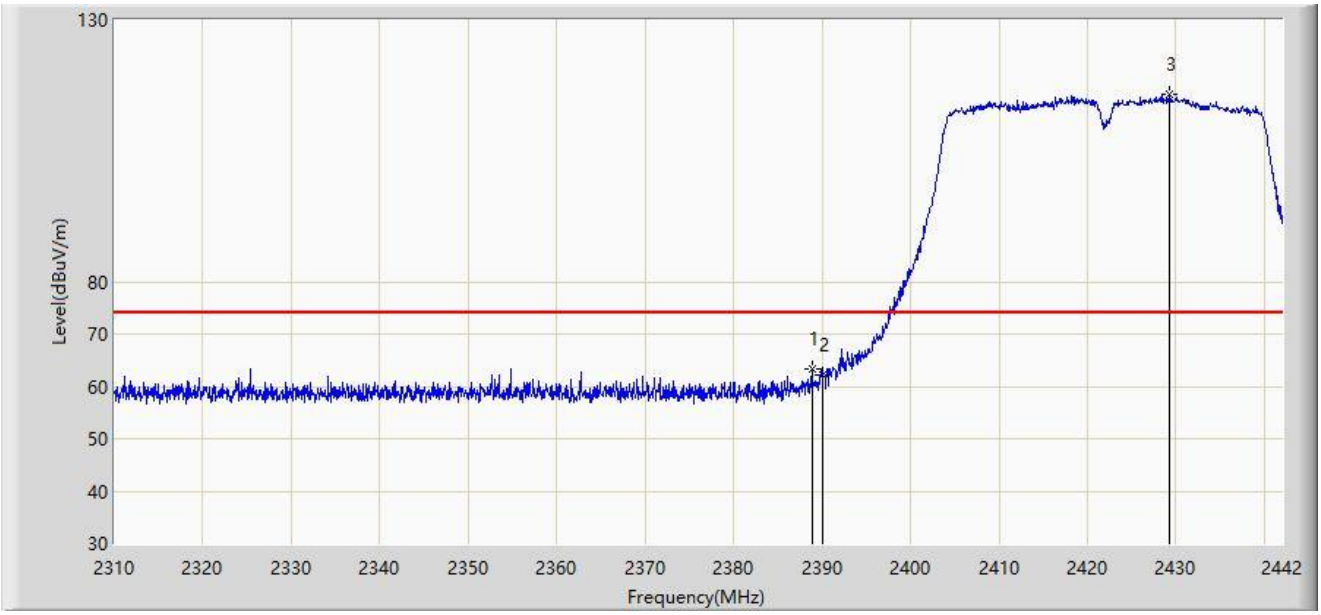

No	Mark	Frequency (MHz)	Measure Level (dBμV/m)	Reading Level (dBμV)	Margin (dB)	Limit (dBμV/m)	Factor (dB/m)	Type
1	*	2388.870	63.346	32.091	-10.654	74.000	31.254	PK
2		2390.000	62.080	30.826	-11.920	74.000	31.254	PK
3		2429.196	115.797	84.576	N/A	N/A	31.221	PK

Note 1: " * ", means this data is the worst emission level.

Note 2: Measure Level (dBμV/m) = Reading Level (dBμV) + Factor (dB/m).

Note 3: Factor (dB/m) = Cable Loss (dB) + Antenna Factor (dB/m).

Site: WZ-AC1	Test Date: 2023-12-19
Limit: FCC_2.4G_RE(3m)	Engineer: Ajin Fan
Probe: BBHA9120D_1167_1-18GHz	Polarity: Vertical
EUT: ACCESS POINT	Power: By PoE
Test Mode: Transmit by 802.11n-HT40 at 2422MHz	

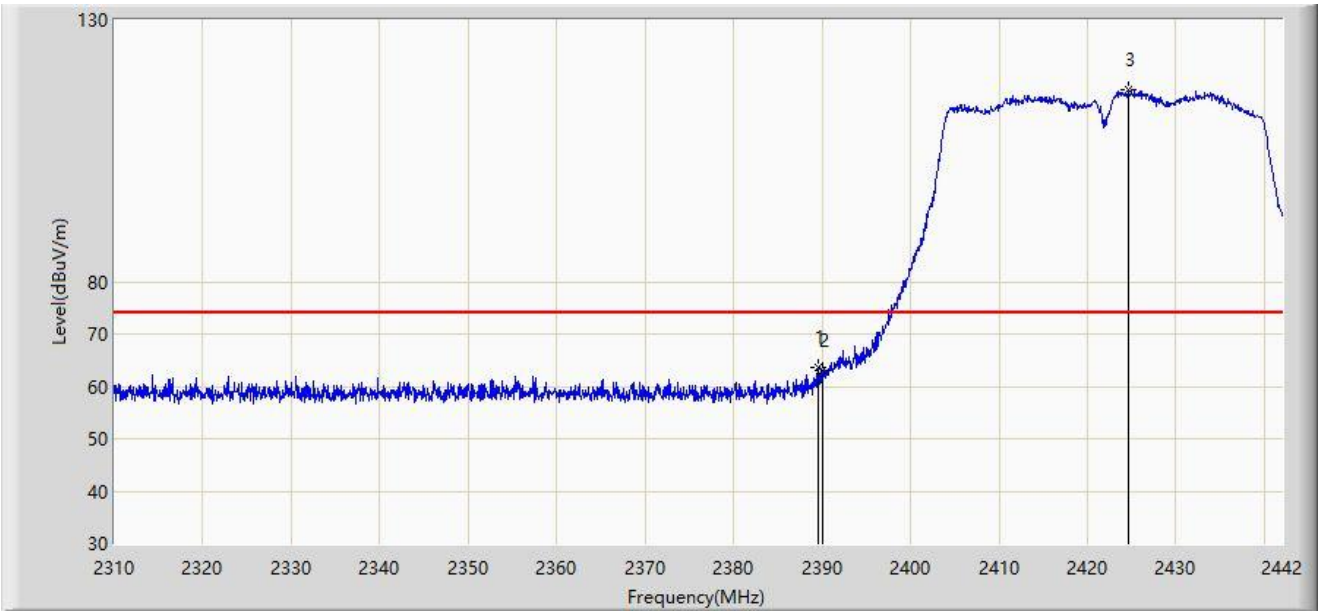

No	Mark	Frequency (MHz)	Measure Level (dBμV/m)	Reading Level (dBμV)	Margin (dB)	Limit (dBμV/m)	Factor (dB/m)	Type
1	*	2389.530	63.669	32.415	-10.331	74.000	31.254	PK
2		2390.000	62.969	31.715	-11.031	74.000	31.254	PK
3		2424.642	116.620	85.386	N/A	N/A	31.234	PK

Note 1: " * ", means this data is the worst emission level.

Note 2: Measure Level (dBμV/m) = Reading Level (dBμV) + Factor (dB/m).

Note 3: Factor (dB/m) = Cable Loss (dB) + Antenna Factor (dB/m).

Site: WZ-AC1	Test Date: 2023-12-19
Limit: FCC_2.4G_RE(3m)	Engineer: Ajin Fan
Probe: BBHA9120D_1167_1-18GHz	Polarity: Vertical
EUT: ACCESS POINT	Power: By PoE
Test Mode: Transmit by 802.11n-HT40 at 2422MHz	

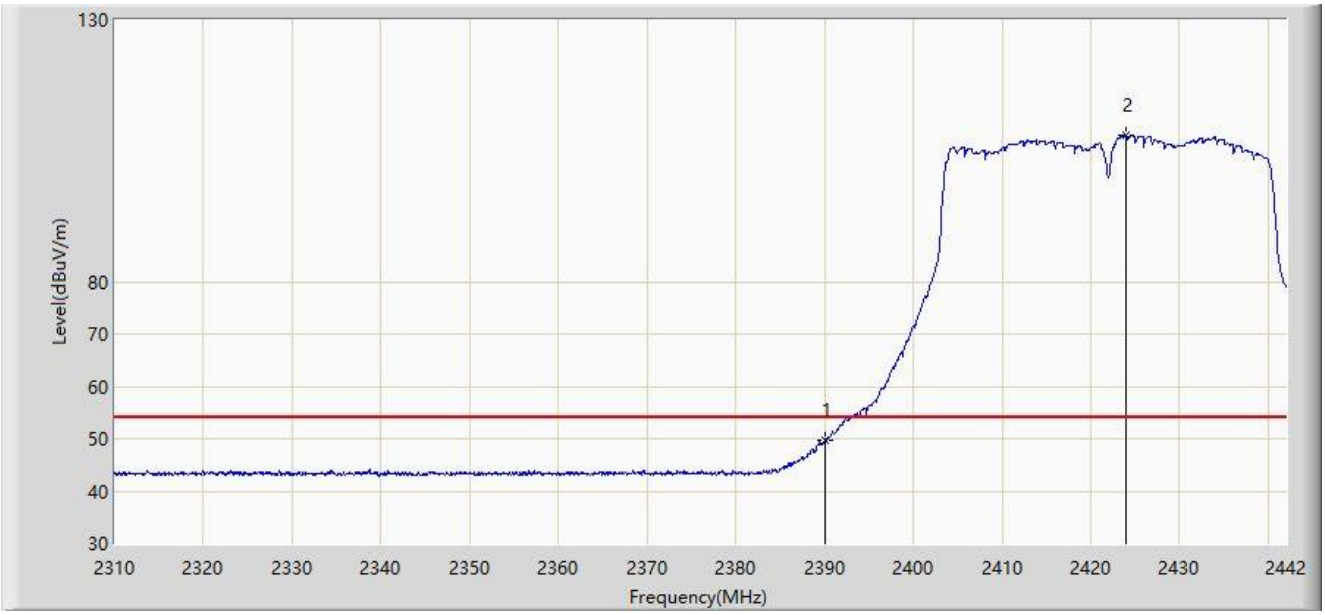

No	Mark	Frequency (MHz)	Measure Level (dBμV/m)	Reading Level (dBμV)	Margin (dB)	Limit (dBμV/m)	Factor (dB/m)	Type
1	*	2390.000	49.720	18.466	-4.280	54.000	31.254	AV
2		2423.982	108.115	76.879	N/A	N/A	31.236	AV

Note 1: " * ", means this data is the worst emission level.

Note 2: Measure Level (dBμV/m) = Reading Level (dBμV) + Factor (dB/m).

Note 3: Factor (dB/m) = Cable Loss (dB) + Antenna Factor (dB/m).

Site: WZ-AC1	Test Date: 2023-12-19
Limit: FCC_2.4G_RE(3m)	Engineer: Ajin Fan
Probe: BBHA9120D_1167_1-18GHz	Polarity: Horizontal
EUT: ACCESS POINT	Power: By PoE
Test Mode: Transmit by 802.11ax-HE20 at 2412MHz	

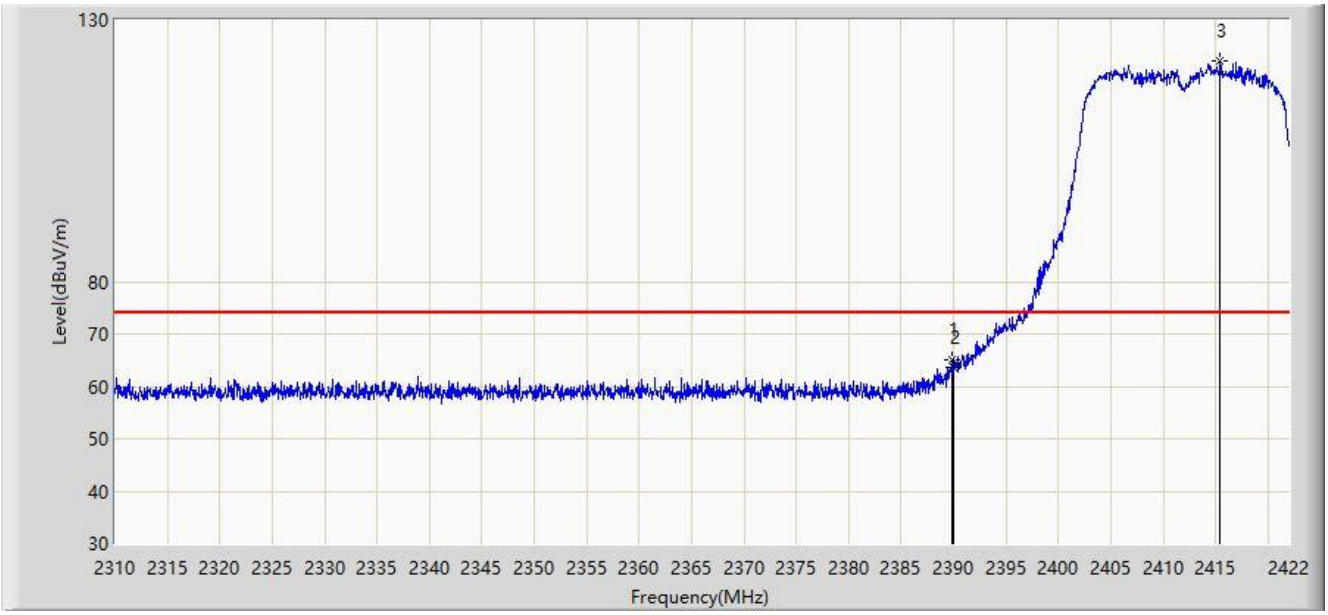

No	Mark	Frequency (MHz)	Measure Level (dBμV/m)	Reading Level (dBμV)	Margin (dB)	Limit (dBμV/m)	Factor (dB/m)	Type
1	*	2389.856	65.024	33.770	-8.976	74.000	31.254	PK
2		2390.000	63.684	32.430	-10.316	74.000	31.254	PK
3		2415.448	122.058	90.807	N/A	N/A	31.250	PK

Note 1: " * ", means this data is the worst emission level.

Note 2: Measure Level (dBμV/m) = Reading Level (dBμV) + Factor (dB/m).

Note 3: Factor (dB/m) = Cable Loss (dB) + Antenna Factor (dB/m).

Site: WZ-AC1	Test Date: 2023-12-19
Limit: FCC_2.4G_RE(3m)	Engineer: Ajin Fan
Probe: BBHA9120D_1167_1-18GHz	Polarity: Horizontal
EUT: ACCESS POINT	Power: By PoE
Test Mode: Transmit by 802.11ax-HE20 at 2412MHz	

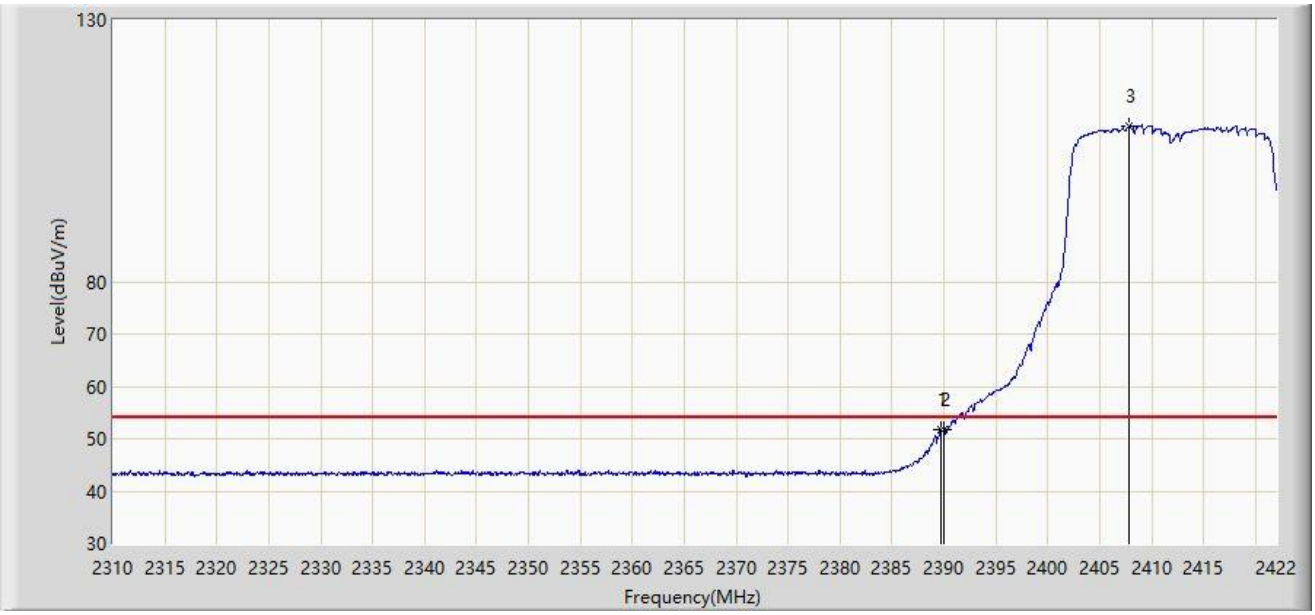

No	Mark	Frequency (MHz)	Measure Level (dBμV/m)	Reading Level (dBμV)	Margin (dB)	Limit (dBμV/m)	Factor (dB/m)	Type
1		2389.744	51.818	20.564	-2.182	54.000	31.254	AV
2	*	2390.000	51.819	20.565	-2.181	54.000	31.254	AV
3		2407.832	109.686	78.431	N/A	N/A	31.255	AV

Note 1: " * ", means this data is the worst emission level.

Note 2: Measure Level (dBμV/m) = Reading Level (dBμV) + Factor (dB/m).

Note 3: Factor (dB/m) = Cable Loss (dB) + Antenna Factor (dB/m).

Site: WZ-AC1	Test Date: 2023-12-19
Limit: FCC_2.4G_RE(3m)	Engineer: Ajin Fan
Probe: BBHA9120D_1167_1-18GHz	Polarity: Vertical
EUT: ACCESS POINT	Power: By PoE
Test Mode: Transmit by 802.11ax-HE20 at 2412MHz	

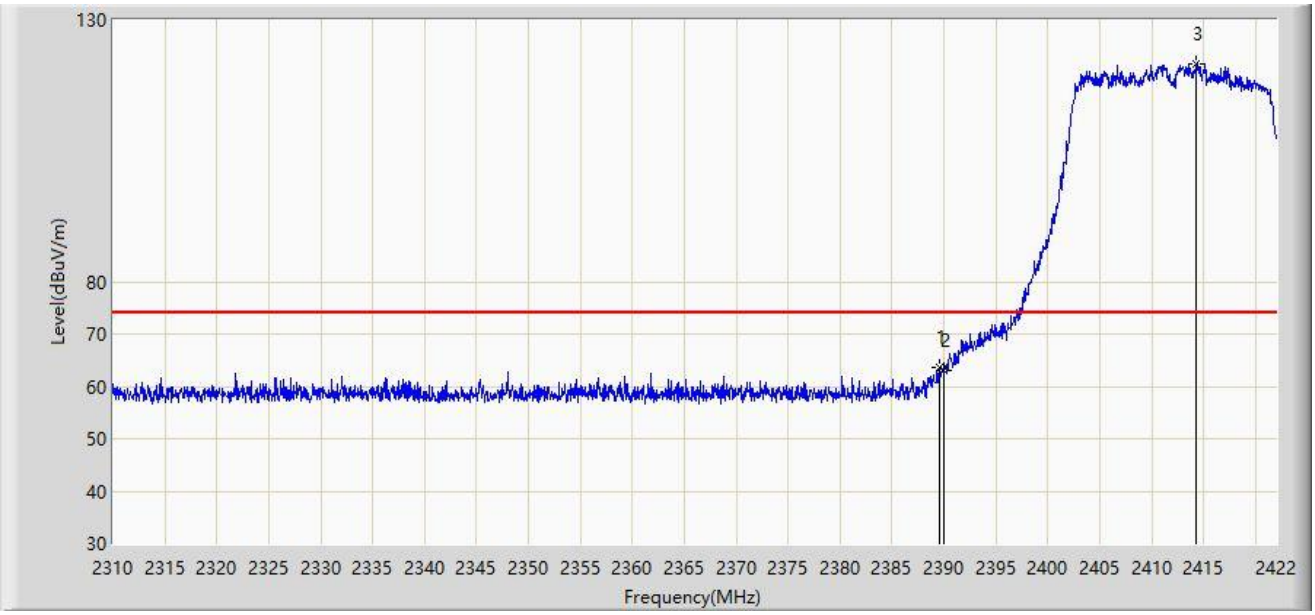

No	Mark	Frequency (MHz)	Measure Level (dBμV/m)	Reading Level (dBμV)	Margin (dB)	Limit (dBμV/m)	Factor (dB/m)	Type
1	*	2389.632	63.669	32.415	-10.331	74.000	31.254	PK
2		2390.000	62.947	31.693	-11.053	74.000	31.254	PK
3		2414.328	121.486	90.235	N/A	N/A	31.251	PK

Note 1: " * ", means this data is the worst emission level.

Note 2: Measure Level (dBμV/m) = Reading Level (dBμV) + Factor (dB/m).

Note 3: Factor (dB/m) = Cable Loss (dB) + Antenna Factor (dB/m).

Site: WZ-AC1	Test Date: 2023-12-19
Limit: FCC_2.4G_RE(3m)	Engineer: Ajin Fan
Probe: BBHA9120D_1167_1-18GHz	Polarity: Vertical
EUT: ACCESS POINT	Power: By PoE
Test Mode: Transmit by 802.11ax-HE20 at 2412MHz	

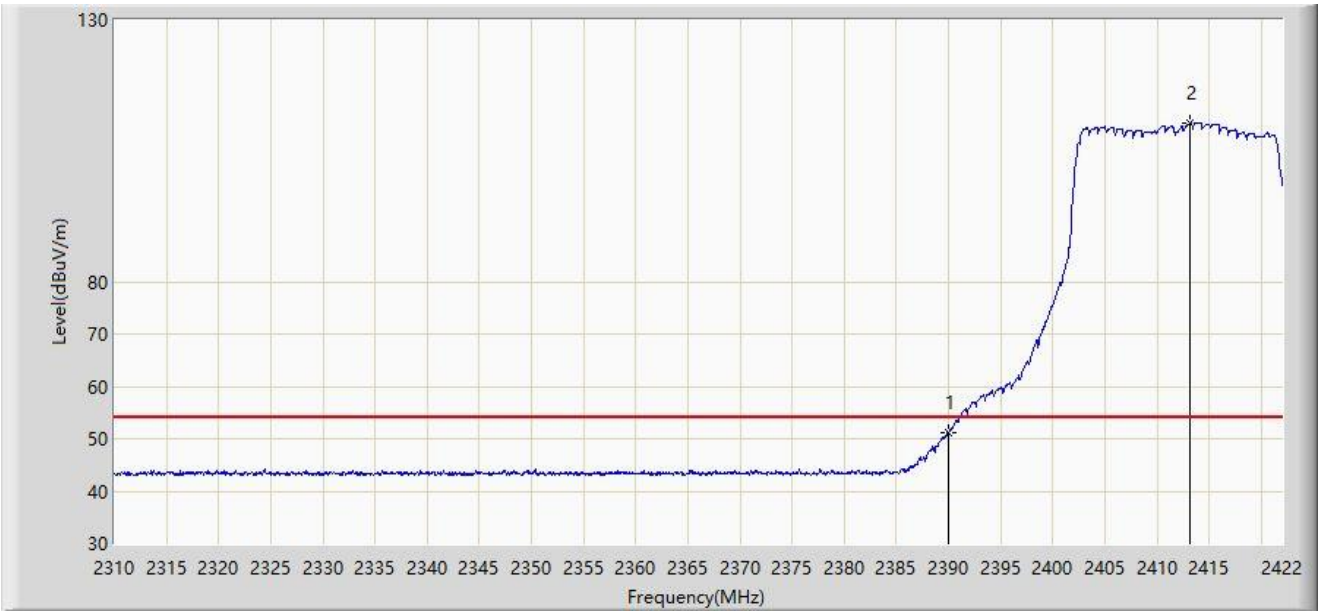

No	Mark	Frequency (MHz)	Measure Level (dBμV/m)	Reading Level (dBμV)	Margin (dB)	Limit (dBμV/m)	Factor (dB/m)	Type
1	*	2390.000	51.178	19.924	-2.822	54.000	31.254	AV
2		2413.208	110.291	79.039	N/A	N/A	31.252	AV

Note 1: " * ", means this data is the worst emission level.

Note 2: Measure Level (dBμV/m) = Reading Level (dBμV) + Factor (dB/m).

Note 3: Factor (dB/m) = Cable Loss (dB) + Antenna Factor (dB/m).

Site: WZ-AC1	Test Date: 2023-12-19
Limit: FCC_2.4G_RE(3m)	Engineer: Ajin Fan
Probe: BBHA9120D_1167_1-18GHz	Polarity: Horizontal
EUT: ACCESS POINT	Power: By PoE
Test Mode: Transmit by 802.11ax-HE40 at 2422MHz	

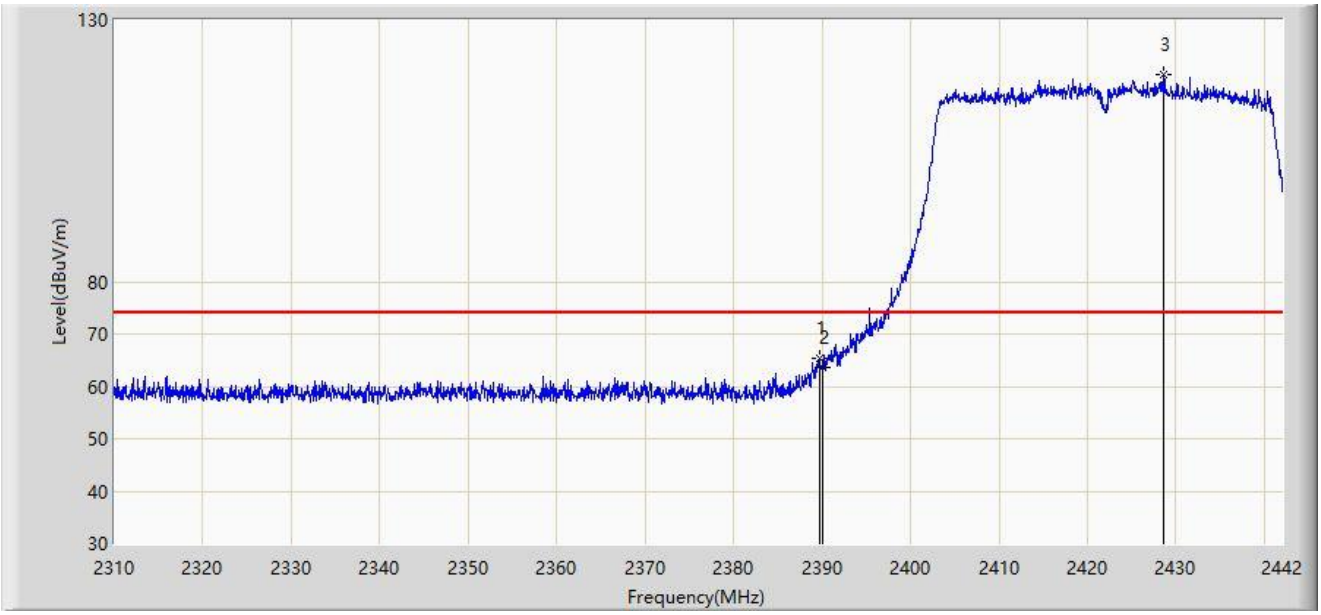

No	Mark	Frequency (MHz)	Measure Level (dBμV/m)	Reading Level (dBμV)	Margin (dB)	Limit (dBμV/m)	Factor (dB/m)	Type
1	*	2389.662	65.350	34.096	-8.650	74.000	31.254	PK
2		2390.000	63.708	32.454	-10.292	74.000	31.254	PK
3		2428.668	119.430	88.208	N/A	N/A	31.223	PK

Note 1: " * ", means this data is the worst emission level.

Note 2: Measure Level (dBμV/m) = Reading Level (dBμV) + Factor (dB/m).

Note 3: Factor (dB/m) = Cable Loss (dB) + Antenna Factor (dB/m).

Site: WZ-AC1	Test Date: 2023-12-19
Limit: FCC_2.4G_RE(3m)	Engineer: Ajin Fan
Probe: BBHA9120D_1167_1-18GHz	Polarity: Horizontal
EUT: ACCESS POINT	Power: By PoE
Test Mode: Transmit by 802.11ax-HE40 at 2422MHz	

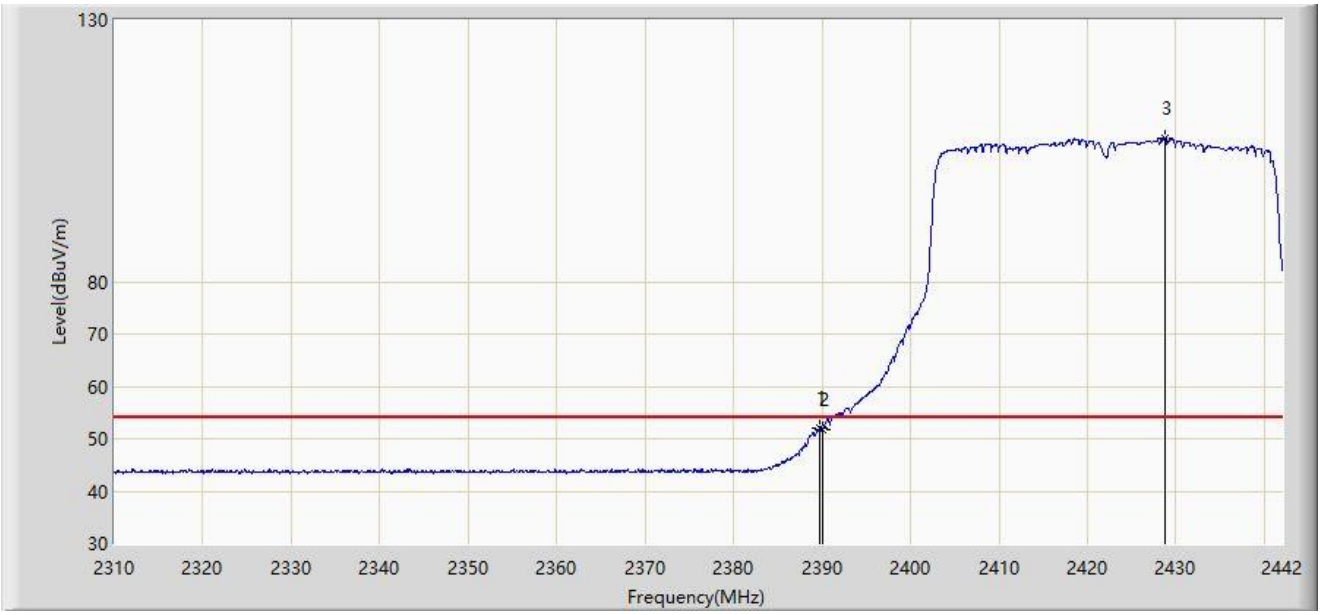

No	Mark	Frequency (MHz)	Measure Level (dBμV/m)	Reading Level (dBμV)	Margin (dB)	Limit (dBμV/m)	Factor (dB/m)	Type
1	*	2389.794	52.048	20.794	-1.952	54.000	31.253	AV
2		2390.000	51.604	20.350	-2.396	54.000	31.254	AV
3		2428.800	107.492	76.270	N/A	N/A	31.223	AV

Note 1: " * ", means this data is the worst emission level.

Note 2: Measure Level (dBμV/m) = Reading Level (dBμV) + Factor (dB/m).

Note 3: Factor (dB/m) = Cable Loss (dB) + Antenna Factor (dB/m).

Site: WZ-AC1	Test Date: 2023-12-19
Limit: FCC_2.4G_RE(3m)	Engineer: Ajin Fan
Probe: BBHA9120D_1167_1-18GHz	Polarity: Vertical
EUT: ACCESS POINT	Power: By PoE
Test Mode: Transmit by 802.11ax-HE40 at 2422MHz	

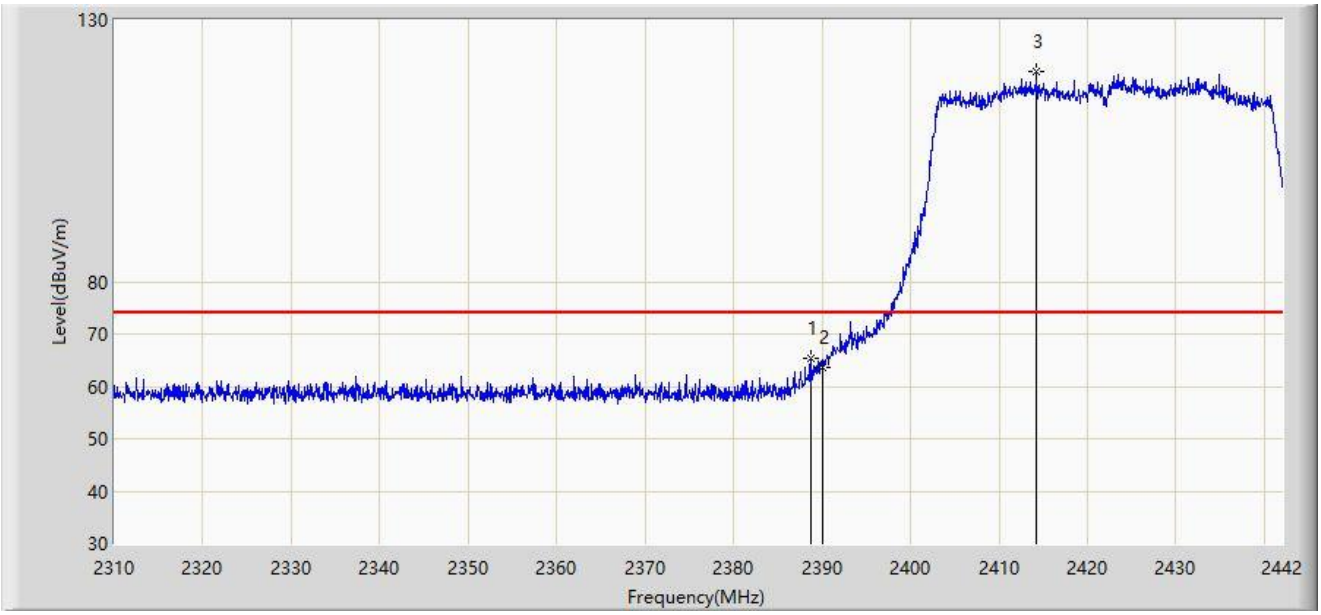

No	Mark	Frequency (MHz)	Measure Level (dBμV/m)	Reading Level (dBμV)	Margin (dB)	Limit (dBμV/m)	Factor (dB/m)	Type
1	*	2388.804	65.414	34.159	-8.586	74.000	31.255	PK
2		2390.000	63.735	32.481	-10.265	74.000	31.254	PK
3		2414.280	120.016	88.765	N/A	N/A	31.251	PK

Note 1: " * ", means this data is the worst emission level.

Note 2: Measure Level (dBμV/m) = Reading Level (dBμV) + Factor (dB/m).

Note 3: Factor (dB/m) = Cable Loss (dB) + Antenna Factor (dB/m).

Site: WZ-AC1	Test Date: 2023-12-19
Limit: FCC_2.4G_RE(3m)	Engineer: Ajin Fan
Probe: BBHA9120D_1167_1-18GHz	Polarity: Vertical
EUT: ACCESS POINT	Power: By PoE
Test Mode: Transmit by 802.11ax-HE40 at 2422MHz	

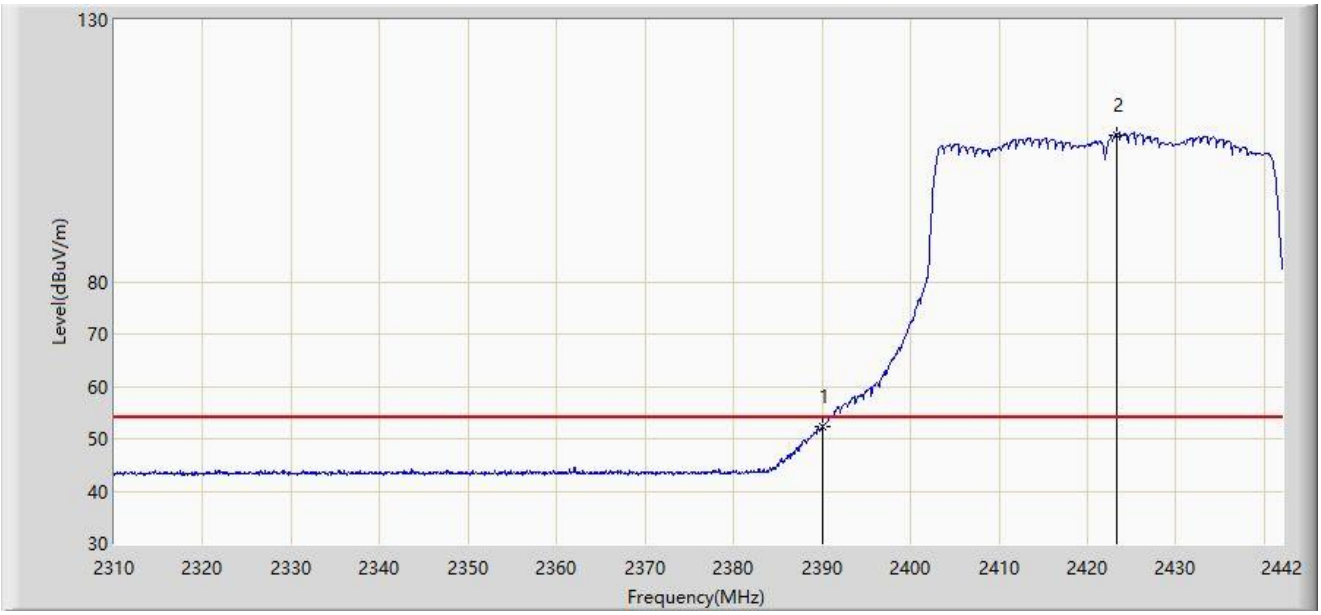

No	Mark	Frequency (MHz)	Measure Level (dBμV/m)	Reading Level (dBμV)	Margin (dB)	Limit (dBμV/m)	Factor (dB/m)	Type
1	*	2390.000	52.246	20.992	-1.754	54.000	31.254	AV
2		2423.322	108.109	76.871	N/A	N/A	31.238	AV

Note 1: " * ", means this data is the worst emission level.

Note 2: Measure Level (dBμV/m) = Reading Level (dBμV) + Factor (dB/m).

Note 3: Factor (dB/m) = Cable Loss (dB) + Antenna Factor (dB/m).

Filter 3#

Site: WZ-AC1	Test Date: 2023-12-19
Limit: FCC_2.4G_RE(3m)	Engineer: Ajin Fan
Probe: BBHA9120D_1167_1-18GHz	Polarity: Horizontal
EUT: ACCESS POINT	Power: By PoE
Test Mode: Transmit by 802.11b at 2462MHz	

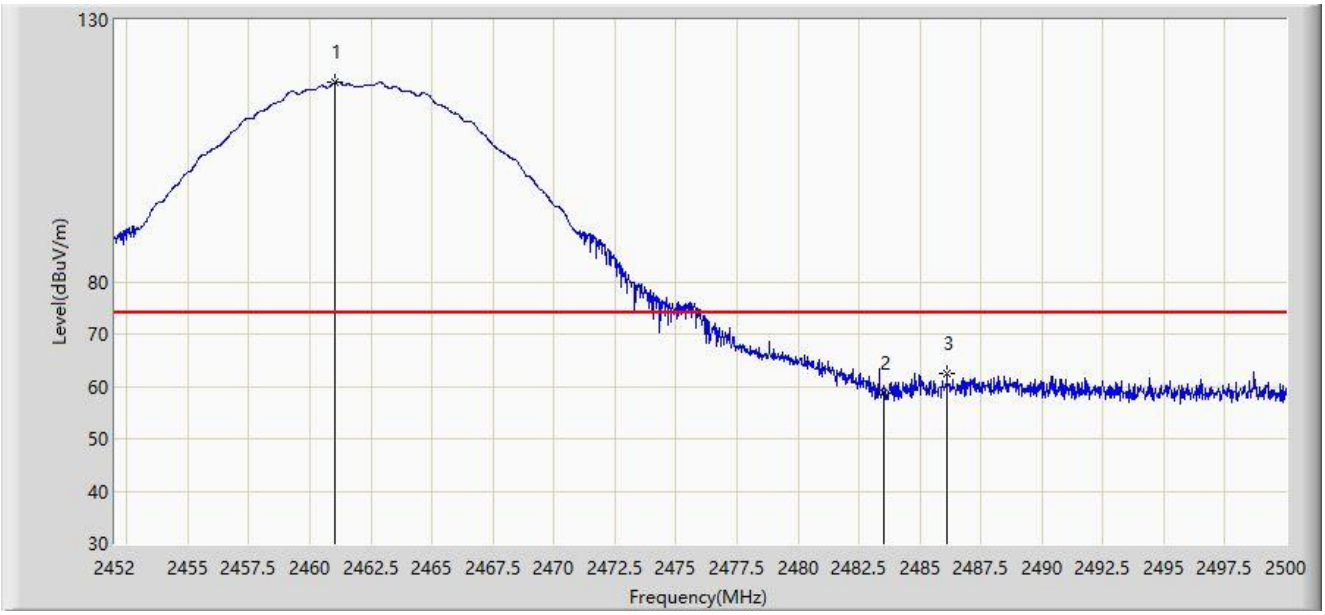

No	Mark	Frequency (MHz)	Measure Level (dBμV/m)	Reading Level (dBμV)	Margin (dB)	Limit (dBμV/m)	Factor (dB/m)	Type
1		2461.024	118.081	86.855	N/A	N/A	31.226	PK
2		2483.500	58.665	27.439	-15.335	74.000	31.226	PK
3	*	2486.104	62.484	31.256	-11.516	74.000	31.228	PK

Note 1: " * ", means this data is the worst emission level.

Note 2: Measure Level (dBμV/m) = Reading Level (dBμV) + Factor (dB/m).

Note 3: Factor (dB/m) = Cable Loss (dB) + Antenna Factor (dB/m).

Site: WZ-AC1	Test Date: 2023-12-19
Limit: FCC_2.4G_RE(3m)	Engineer: Ajin Fan
Probe: BBHA9120D_1167_1-18GHz	Polarity: Horizontal
EUT: ACCESS POINT	Power: By PoE
Test Mode: Transmit by 802.11b at 2462MHz	

No	Mark	Frequency (MHz)	Measure Level (dBμV/m)	Reading Level (dBμV)	Margin (dB)	Limit (dBμV/m)	Factor (dB/m)	Type
1		2461.144	115.898	84.672	N/A	N/A	31.226	AV
2		2483.500	46.487	15.261	-7.513	54.000	31.226	AV
3	*	2488.648	50.678	19.448	-3.322	54.000	31.230	AV

Note 1: " * ", means this data is the worst emission level.

Note 2: Measure Level (dBμV/m) = Reading Level (dBμV) + Factor (dB/m).

Note 3: Factor (dB/m) = Cable Loss (dB) + Antenna Factor (dB/m).

Site: WZ-AC1	Test Date: 2023-12-19
Limit: FCC_2.4G_RE(3m)	Engineer: Ajin Fan
Probe: BBHA9120D_1167_1-18GHz	Polarity: Vertical
EUT: ACCESS POINT	Power: By PoE
Test Mode: Transmit by 802.11b at 2462MHz	

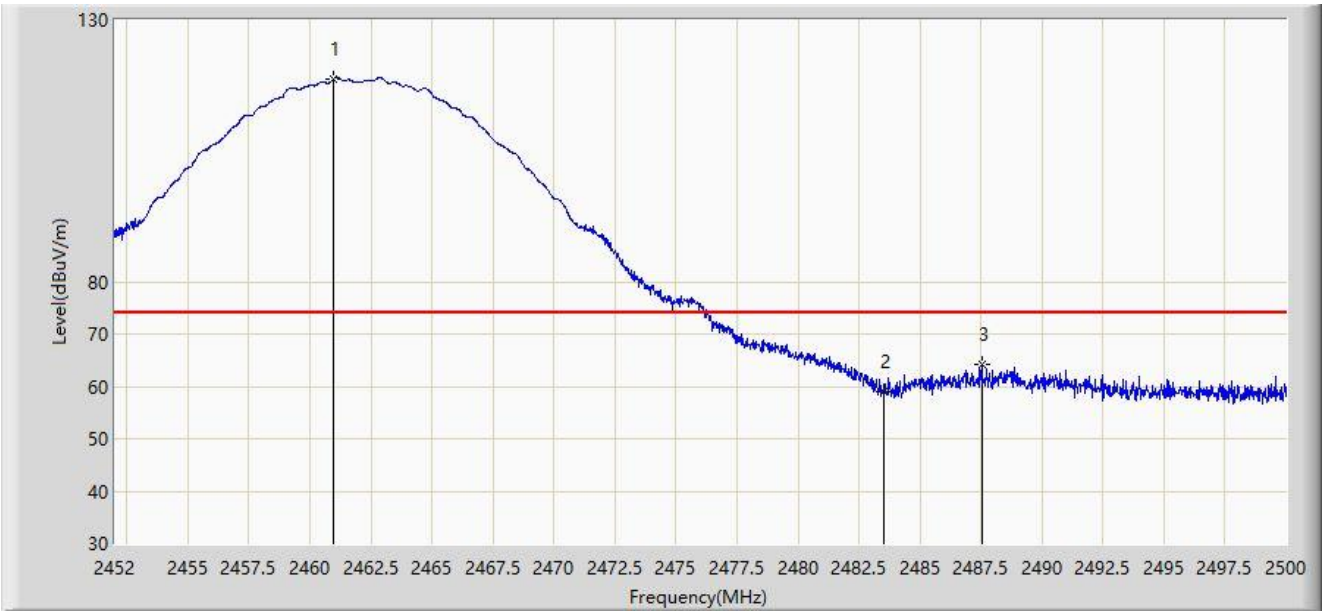

No	Mark	Frequency (MHz)	Measure Level (dBμV/m)	Reading Level (dBμV)	Margin (dB)	Limit (dBμV/m)	Factor (dB/m)	Type
1		2460.976	118.776	87.550	N/A	N/A	31.226	PK
2		2483.500	58.864	27.638	-15.136	74.000	31.226	PK
3	*	2487.520	64.208	32.979	-9.792	74.000	31.229	PK

Note 1: " * ", means this data is the worst emission level.

Note 2: Measure Level (dBμV/m) = Reading Level (dBμV) + Factor (dB/m).

Note 3: Factor (dB/m) = Cable Loss (dB) + Antenna Factor (dB/m).

Site: WZ-AC1	Test Date: 2023-12-19
Limit: FCC_2.4G_RE(3m)	Engineer: Ajin Fan
Probe: BBHA9120D_1167_1-18GHz	Polarity: Vertical
EUT: ACCESS POINT	Power: By PoE
Test Mode: Transmit by 802.11b at 2462MHz	

No	Mark	Frequency (MHz)	Measure Level (dBμV/m)	Reading Level (dBμV)	Margin (dB)	Limit (dBμV/m)	Factor (dB/m)	Type
1		2462.776	116.897	85.672	N/A	N/A	31.225	AV
2		2483.500	46.397	15.171	-7.603	54.000	31.226	AV
3	*	2488.696	51.953	20.723	-2.047	54.000	31.230	AV

Note 1: " * ", means this data is the worst emission level.

Note 2: Measure Level (dBμV/m) = Reading Level (dBμV) + Factor (dB/m).

Note 3: Factor (dB/m) = Cable Loss (dB) + Antenna Factor (dB/m).

Site: WZ-AC1	Test Date: 2023-12-19
Limit: FCC_2.4G_RE(3m)	Engineer: Ajin Fan
Probe: BBHA9120D_1167_1-18GHz	Polarity: Horizontal
EUT: ACCESS POINT	Power: By PoE
Test Mode: Transmit by 802.11g at 2462MHz	

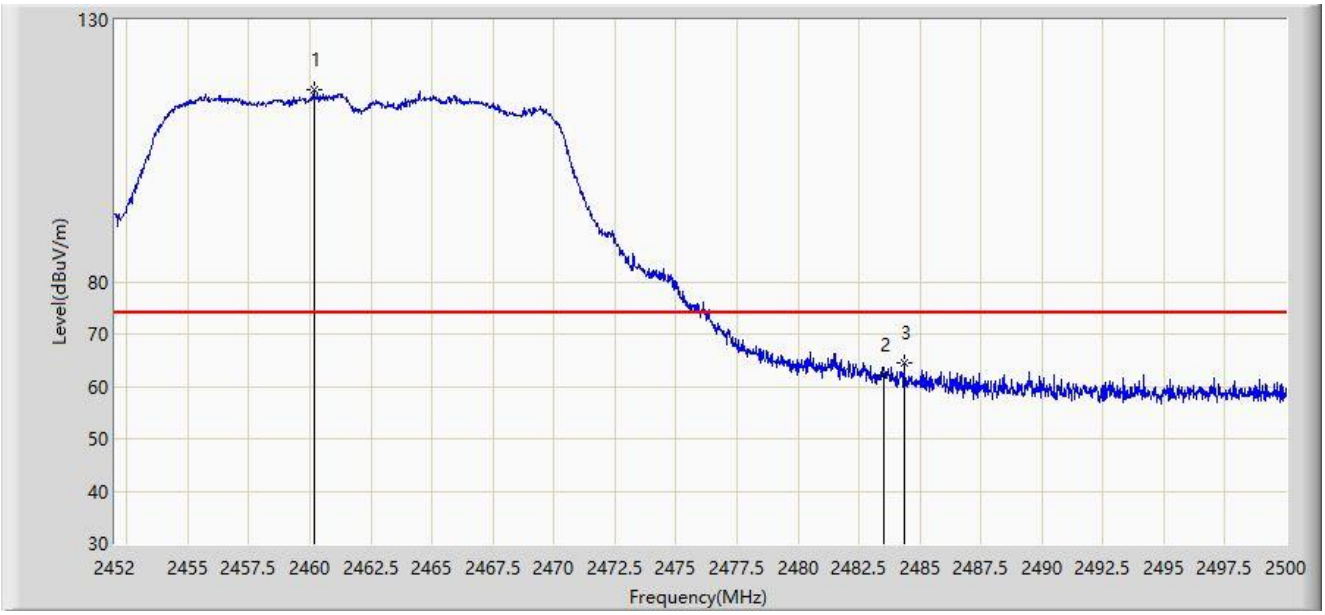

No	Mark	Frequency (MHz)	Measure Level (dBμV/m)	Reading Level (dBμV)	Margin (dB)	Limit (dBμV/m)	Factor (dB/m)	Type
1		2460.160	116.598	85.371	N/A	N/A	31.227	PK
2		2483.500	62.225	30.999	-11.775	74.000	31.226	PK
3	*	2484.352	64.432	33.205	-9.568	74.000	31.227	PK

Note 1: " * ", means this data is the worst emission level.

Note 2: Measure Level (dBμV/m) = Reading Level (dBμV) + Factor (dB/m).

Note 3: Factor (dB/m) = Cable Loss (dB) + Antenna Factor (dB/m).

Site: WZ-AC1	Test Date: 2023-12-19
Limit: FCC_2.4G_RE(3m)	Engineer: Ajin Fan
Probe: BBHA9120D_1167_1-18GHz	Polarity: Horizontal
EUT: ACCESS POINT	Power: By PoE
Test Mode: Transmit by 802.11g at 2462MHz	

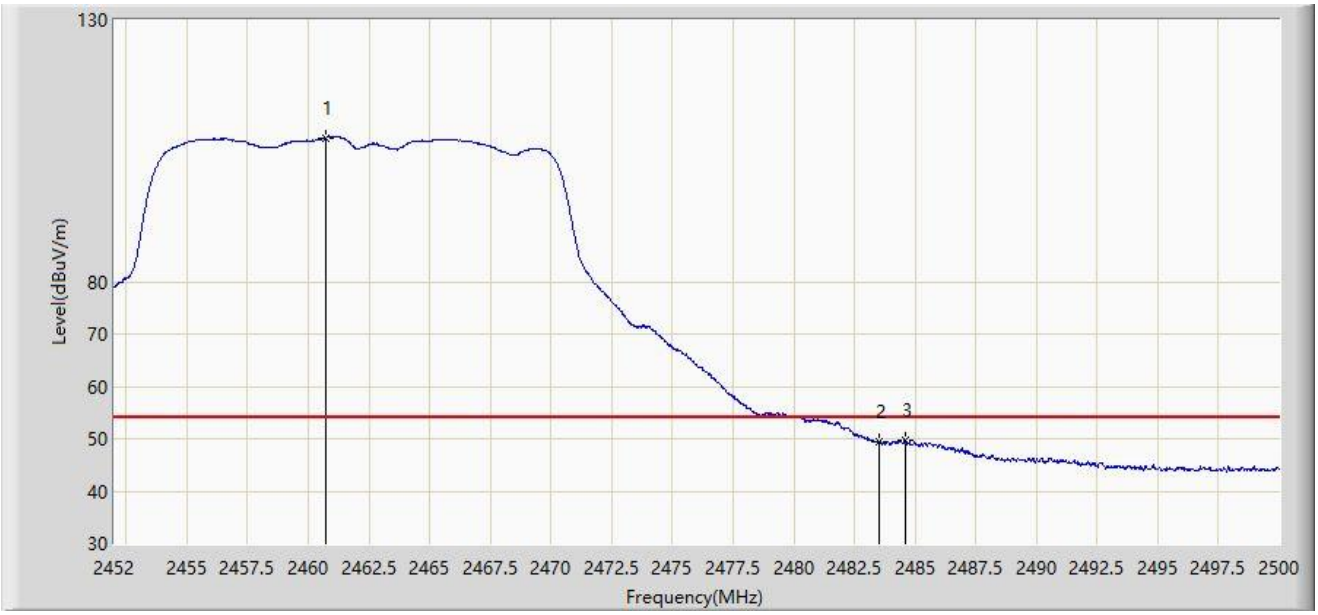

No	Mark	Frequency (MHz)	Measure Level (dBμV/m)	Reading Level (dBμV)	Margin (dB)	Limit (dBμV/m)	Factor (dB/m)	Type
1		2460.736	107.486	76.260	N/A	N/A	31.226	AV
2		2483.500	49.301	18.075	-4.699	54.000	31.226	AV
3	*	2484.592	49.574	18.347	-4.426	54.000	31.227	AV

Note 1: " * ", means this data is the worst emission level.

Note 2: Measure Level (dBμV/m) = Reading Level (dBμV) + Factor (dB/m).

Note 3: Factor (dB/m) = Cable Loss (dB) + Antenna Factor (dB/m).

Site: WZ-AC1	Test Date: 2023-12-19
Limit: FCC_2.4G_RE(3m)	Engineer: Ajin Fan
Probe: BBHA9120D_1167_1-18GHz	Polarity: Vertical
EUT: ACCESS POINT	Power: By PoE
Test Mode: Transmit by 802.11g at 2462MHz	

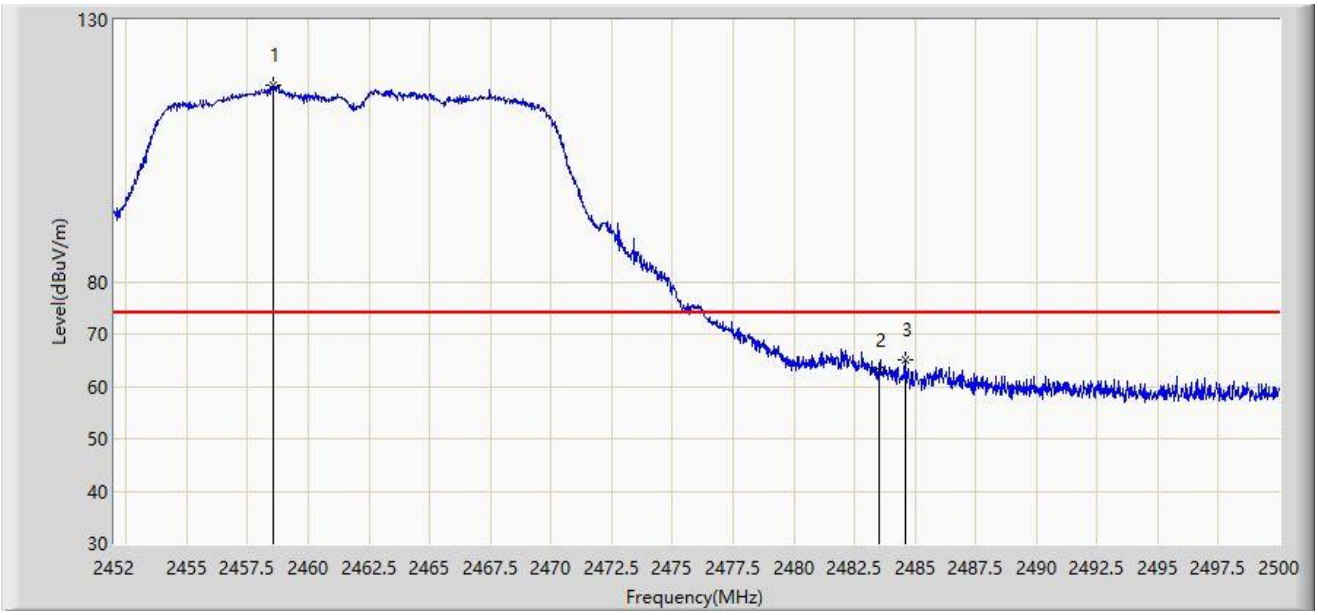

No	Mark	Frequency (MHz)	Measure Level (dBμV/m)	Reading Level (dBμV)	Margin (dB)	Limit (dBμV/m)	Factor (dB/m)	Type
1		2458.552	117.432	86.204	N/A	N/A	31.228	PK
2		2483.500	62.990	31.764	-11.010	74.000	31.226	PK
3	*	2484.616	64.954	33.727	-9.046	74.000	31.227	PK

Note 1: " * ", means this data is the worst emission level.

Note 2: Measure Level (dBμV/m) = Reading Level (dBμV) + Factor (dB/m).

Note 3: Factor (dB/m) = Cable Loss (dB) + Antenna Factor (dB/m).

Site: WZ-AC1	Test Date: 2023-12-19
Limit: FCC_2.4G_RE(3m)	Engineer: Ajin Fan
Probe: BBHA9120D_1167_1-18GHz	Polarity: Vertical
EUT: ACCESS POINT	Power: By PoE
Test Mode: Transmit by 802.11g at 2462MHz	

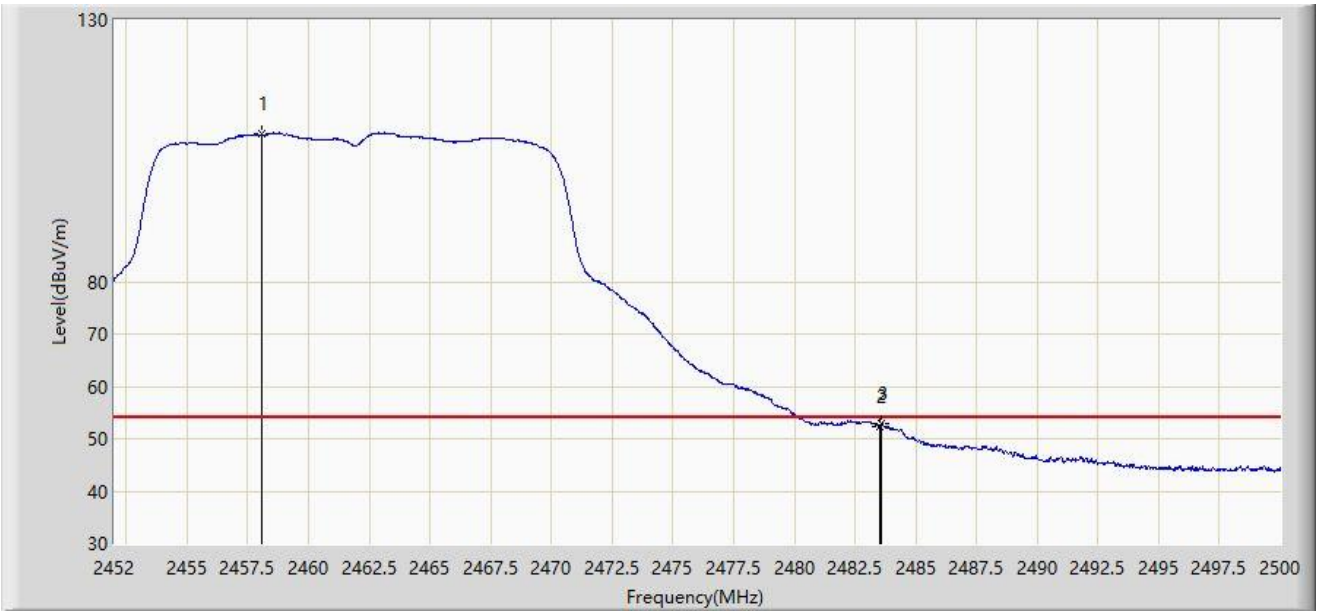

No	Mark	Frequency (MHz)	Measure Level (dBμV/m)	Reading Level (dBμV)	Margin (dB)	Limit (dBμV/m)	Factor (dB/m)	Type
1		2458.072	108.177	76.949	N/A	N/A	31.229	AV
2		2483.500	52.319	21.093	-1.681	54.000	31.226	AV
3	*	2483.565	52.866	21.640	-1.134	54.000	31.226	AV

Note 1: " * ", means this data is the worst emission level.

Note 2: Measure Level (dBμV/m) = Reading Level (dBμV) + Factor (dB/m).

Note 3: Factor (dB/m) = Cable Loss (dB) + Antenna Factor (dB/m).

Site: WZ-AC1	Test Date: 2023-12-19
Limit: FCC_2.4G_RE(3m)	Engineer: Ajin Fan
Probe: BBHA9120D_1167_1-18GHz	Polarity: Horizontal
EUT: ACCESS POINT	Power: By PoE
Test Mode: Transmit by 802.11n-HT20 at 2462MHz	

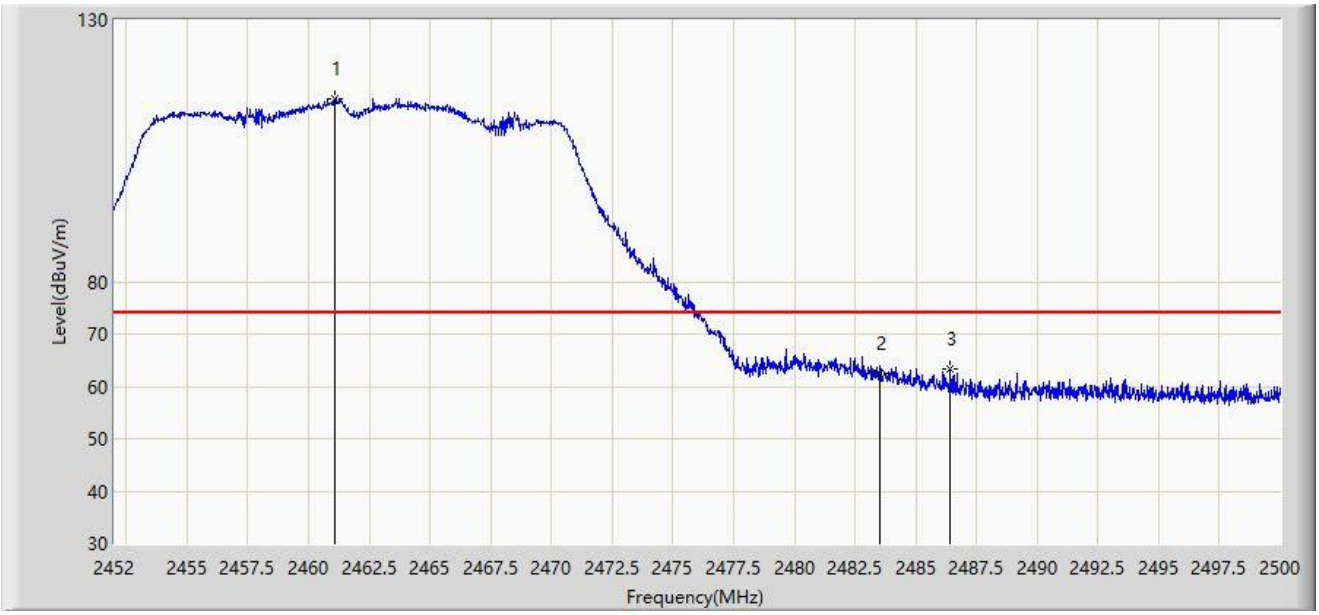

No	Mark	Frequency (MHz)	Measure Level (dBμV/m)	Reading Level (dBμV)	Margin (dB)	Limit (dBμV/m)	Factor (dB/m)	Type
1		2461.072	115.024	83.798	N/A	N/A	31.226	PK
2		2483.500	62.570	31.344	-11.430	74.000	31.226	PK
3	*	2486.416	63.205	31.977	-10.795	74.000	31.228	PK

Note 1: " * ", means this data is the worst emission level.

Note 2: Measure Level (dBμV/m) = Reading Level (dBμV) + Factor (dB/m).

Note 3: Factor (dB/m) = Cable Loss (dB) + Antenna Factor (dB/m).

Site: WZ-AC1	Test Date: 2023-12-19
Limit: FCC_2.4G_RE(3m)	Engineer: Ajin Fan
Probe: BBHA9120D_1167_1-18GHz	Polarity: Horizontal
EUT: ACCESS POINT	Power: By PoE
Test Mode: Transmit by 802.11n-HT20 at 2462MHz	

No	Mark	Frequency (MHz)	Measure Level (dBμV/m)	Reading Level (dBμV)	Margin (dB)	Limit (dBμV/m)	Factor (dB/m)	Type
1		2459.584	106.614	75.387	N/A	N/A	31.227	AV
2	*	2483.500	49.540	18.314	-4.460	54.000	31.226	AV

Note 1: " * ", means this data is the worst emission level.

Note 2: Measure Level (dBμV/m) = Reading Level (dBμV) + Factor (dB/m).

Note 3: Factor (dB/m) = Cable Loss (dB) + Antenna Factor (dB/m).

Site: WZ-AC1	Test Date: 2023-12-19
Limit: FCC_2.4G_RE(3m)	Engineer: Ajin Fan
Probe: BBHA9120D_1167_1-18GHz	Polarity: Vertical
EUT: ACCESS POINT	Power: By PoE
Test Mode: Transmit by 802.11n-HT20 at 2462MHz	

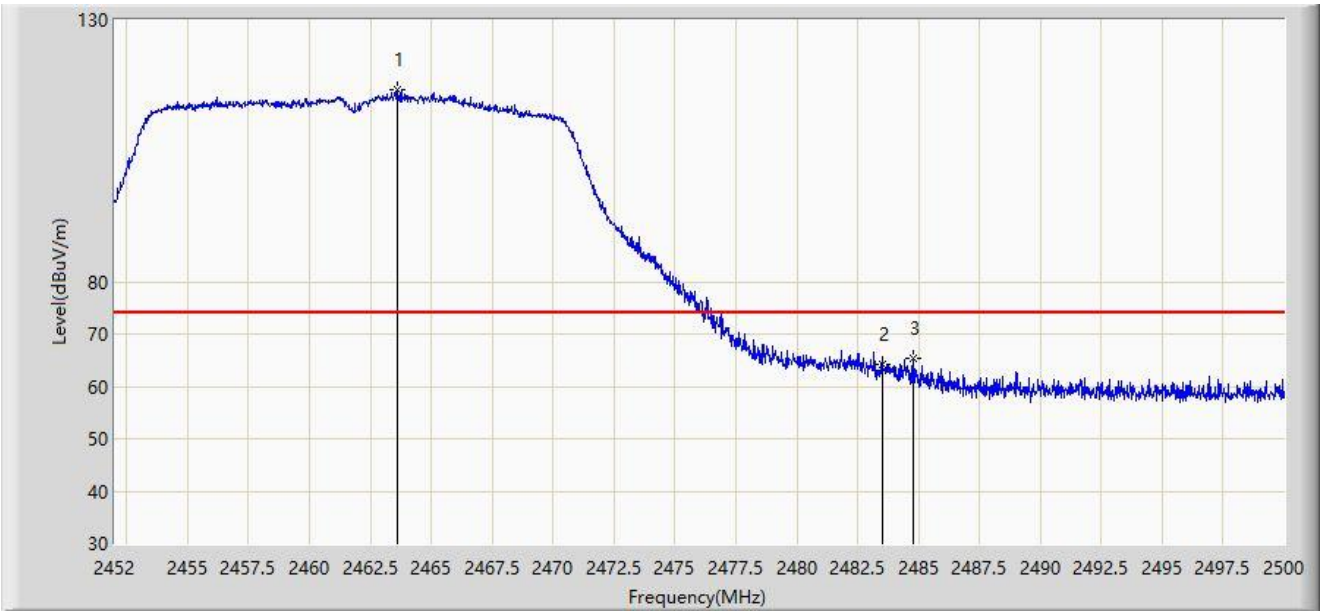

No	Mark	Frequency (MHz)	Measure Level (dBμV/m)	Reading Level (dBμV)	Margin (dB)	Limit (dBμV/m)	Factor (dB/m)	Type
1		2463.616	116.554	85.329	N/A	N/A	31.224	PK
2		2483.500	64.098	32.872	-9.902	74.000	31.226	PK
3	*	2484.760	65.344	34.117	-8.656	74.000	31.227	PK

Note 1: " * ", means this data is the worst emission level.

Note 2: Measure Level (dBμV/m) = Reading Level (dBμV) + Factor (dB/m).

Note 3: Factor (dB/m) = Cable Loss (dB) + Antenna Factor (dB/m).

Site: WZ-AC1	Test Date: 2023-12-19
Limit: FCC_2.4G_RE(3m)	Engineer: Ajin Fan
Probe: BBHA9120D_1167_1-18GHz	Polarity: Vertical
EUT: ACCESS POINT	Power: By PoE
Test Mode: Transmit by 802.11n-HT20 at 2462MHz	

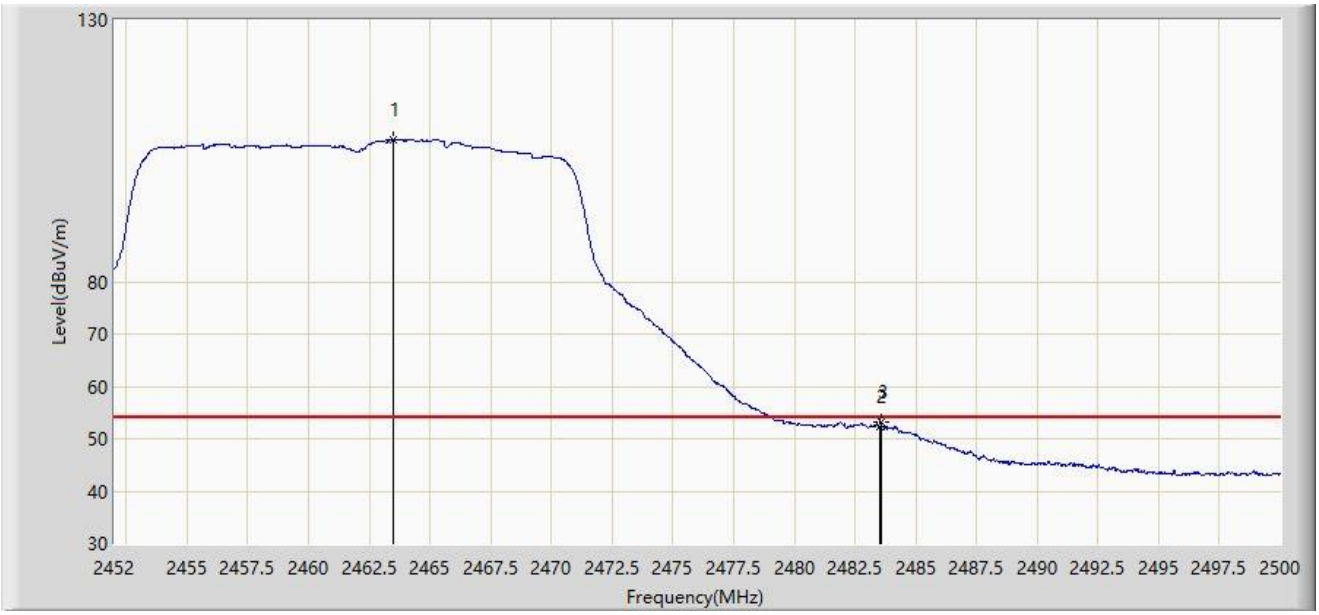

No	Mark	Frequency (MHz)	Measure Level (dBμV/m)	Reading Level (dBμV)	Margin (dB)	Limit (dBμV/m)	Factor (dB/m)	Type
1		2463.496	107.192	75.967	N/A	N/A	31.224	AV
2		2483.500	52.244	21.018	-1.756	54.000	31.226	AV
3	*	2483.609	53.076	21.850	-0.924	54.000	31.226	AV

Note 1: " * ", means this data is the worst emission level.

Note 2: Measure Level (dBμV/m) = Reading Level (dBμV) + Factor (dB/m).

Note 3: Factor (dB/m) = Cable Loss (dB) + Antenna Factor (dB/m).

Site: WZ-AC1	Test Date: 2023-12-19
Limit: FCC_2.4G_RE(3m)	Engineer: Ajin Fan
Probe: BBHA9120D_1167_1-18GHz	Polarity: Horizontal
EUT: ACCESS POINT	Power: By PoE
Test Mode: Transmit by 802.11ax-HE20 at 2462MHz	

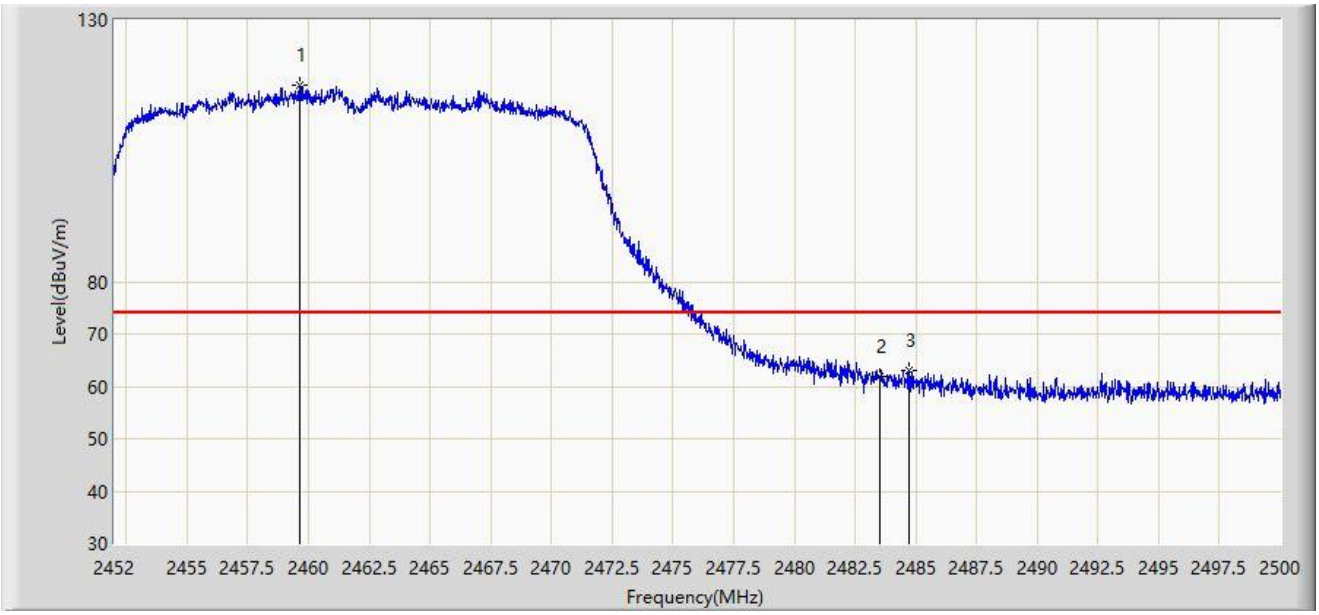

No	Mark	Frequency (MHz)	Measure Level (dBμV/m)	Reading Level (dBμV)	Margin (dB)	Limit (dBμV/m)	Factor (dB/m)	Type
1		2459.632	117.469	86.242	N/A	N/A	31.227	PK
2		2483.500	61.788	30.562	-12.212	74.000	31.226	PK
3	*	2484.712	62.900	31.673	-11.100	74.000	31.227	PK

Note 1: " * ", means this data is the worst emission level.

Note 2: Measure Level (dBμV/m) = Reading Level (dBμV) + Factor (dB/m).

Note 3: Factor (dB/m) = Cable Loss (dB) + Antenna Factor (dB/m).

Site: WZ-AC1	Test Date: 2023-12-19
Limit: FCC_2.4G_RE(3m)	Engineer: Ajin Fan
Probe: BBHA9120D_1167_1-18GHz	Polarity: Horizontal
EUT: ACCESS POINT	Power: By PoE
Test Mode: Transmit by 802.11ax-HE20 at 2462MHz	

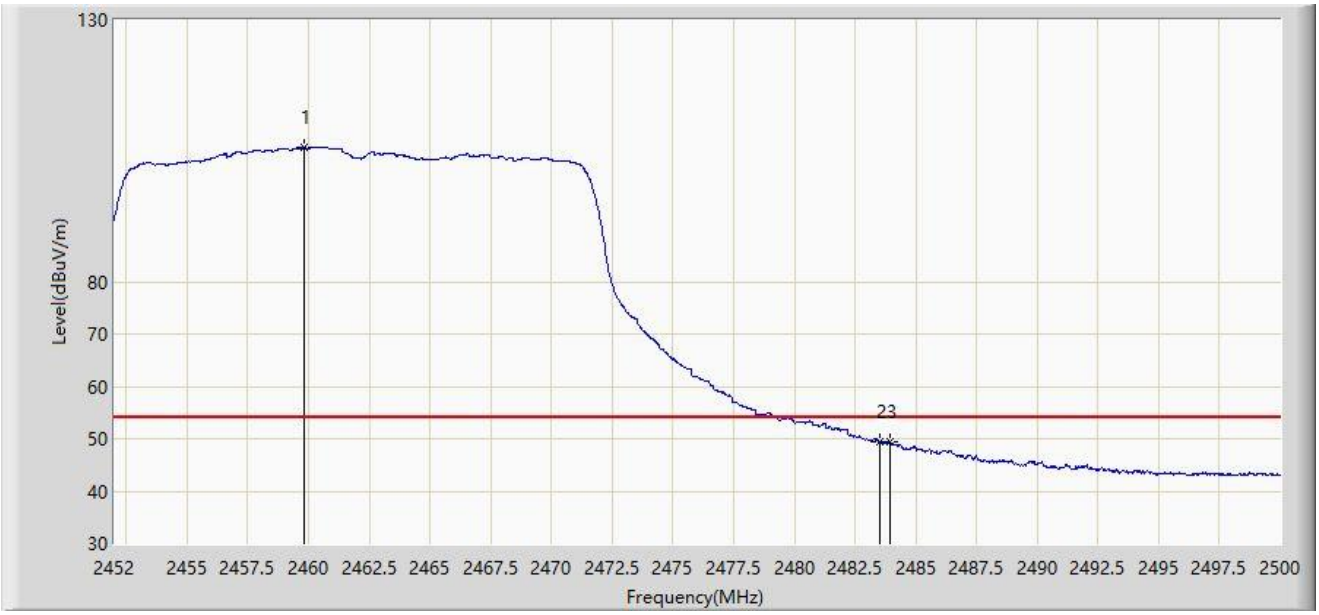

No	Mark	Frequency (MHz)	Measure Level (dBμV/m)	Reading Level (dBμV)	Margin (dB)	Limit (dBμV/m)	Factor (dB/m)	Type
1		2459.800	105.647	74.420	N/A	N/A	31.227	AV
2		2483.500	49.353	18.127	-4.647	54.000	31.226	AV
3	*	2483.968	49.525	18.298	-4.475	54.000	31.227	AV

Note 1: " * ", means this data is the worst emission level.

Note 2: Measure Level (dBμV/m) = Reading Level (dBμV) + Factor (dB/m).

Note 3: Factor (dB/m) = Cable Loss (dB) + Antenna Factor (dB/m).

Site: WZ-AC1	Test Date: 2023-12-19
Limit: FCC_2.4G_RE(3m)	Engineer: Ajin Fan
Probe: BBHA9120D_1167_1-18GHz	Polarity: Vertical
EUT: ACCESS POINT	Power: By PoE
Test Mode: Transmit by 802.11ax-HE20 at 2462MHz	

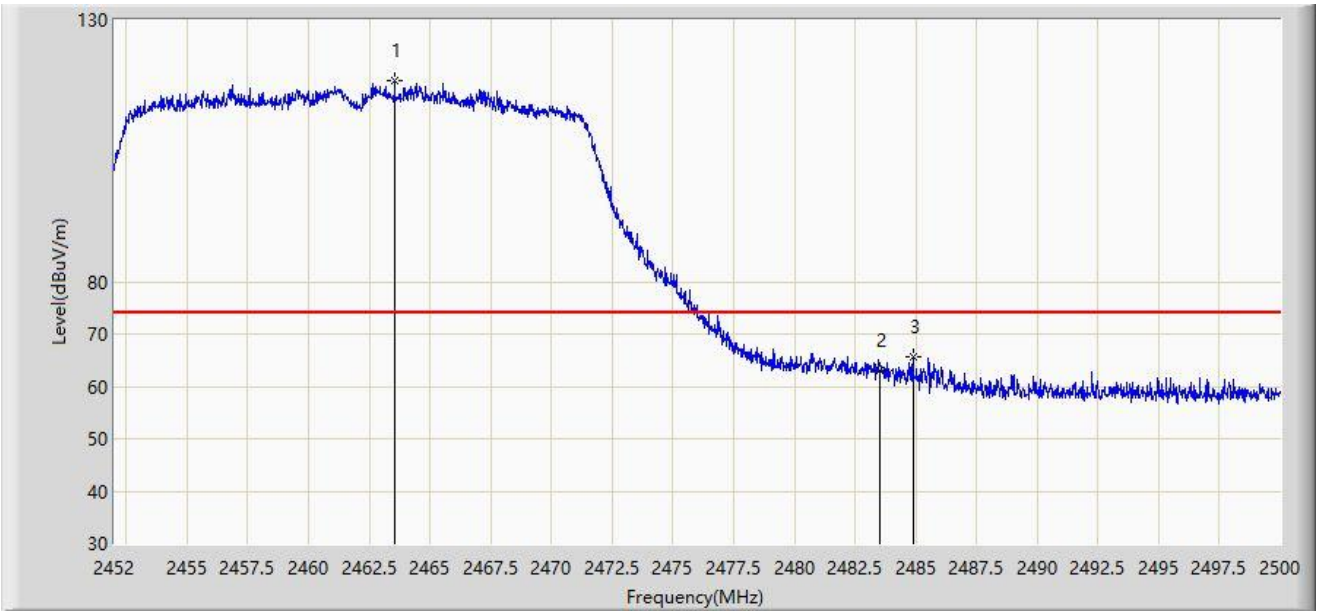

No	Mark	Frequency (MHz)	Measure Level (dBμV/m)	Reading Level (dBμV)	Margin (dB)	Limit (dBμV/m)	Factor (dB/m)	Type
1		2463.544	118.329	87.104	N/A	N/A	31.224	PK
2		2483.500	63.122	31.896	-10.878	74.000	31.226	PK
3	*	2484.880	65.549	34.322	-8.451	74.000	31.227	PK

Note 1: " * ", means this data is the worst emission level.

Note 2: Measure Level (dBμV/m) = Reading Level (dBμV) + Factor (dB/m).

Note 3: Factor (dB/m) = Cable Loss (dB) + Antenna Factor (dB/m).

8. AC Conducted Emissions Test Result

Site: WZ-SR2	Test Date: 2023-12-21
Limit: FCC_Part15.207_CE_AC Power	Engineer: Linda Wei
Probe: ENV216_101683_Filter Off_C	Polarity: Line
EUT: ACCESS POINT	Power: AC 120V/60Hz
Test Mode: Transmit by 802.11b at channel 2412MHz	

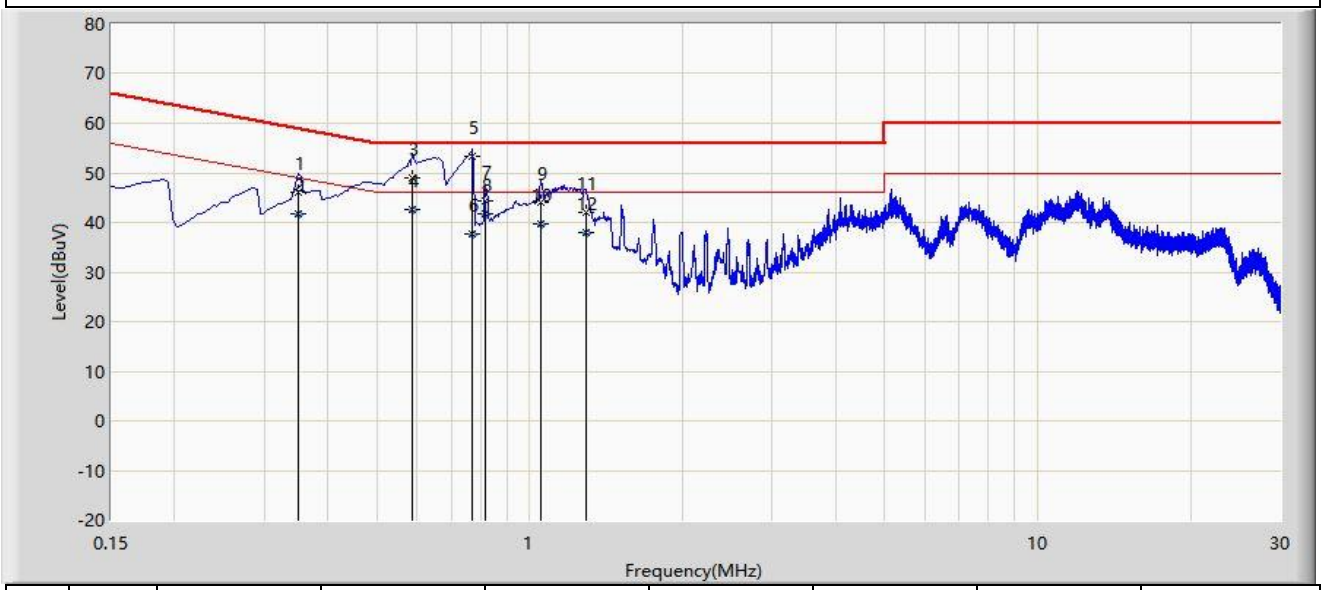

No	Mark	Frequency (MHz)	Measure Level (dBμV)	Reading Level (dBμV)	Margin (dB)	Limit (dBμV)	Factor (dB)	Type
1		0.350	46.119	36.346	-12.843	58.962	9.773	QP
2		0.350	41.663	31.891	-7.299	48.962	9.773	AV
3		0.586	49.033	39.153	-6.967	56.000	9.880	QP
4		0.586	42.563	32.682	-3.437	46.000	9.880	AV
5	*	0.770	53.368	43.396	-2.632	56.000	9.972	QP
6		0.770	37.801	27.829	-8.199	46.000	9.972	AV
7		0.818	44.218	34.222	-11.782	56.000	9.997	QP
8		0.818	41.658	31.661	-4.342	46.000	9.997	AV
9		1.050	44.032	33.952	-11.968	56.000	10.081	QP
10		1.050	39.592	29.512	-6.408	46.000	10.081	AV
11		1.294	42.084	32.000	-13.916	56.000	10.084	QP
12		1.294	37.929	27.845	-8.071	46.000	10.084	AV

Note 1: " * ", means this data is the worst emission level.

Note 2: Measure Level (dBμV) = Reading Level (dBμV) + Factor (dB).

Note 3: Factor (dB) = Cable Loss (dB) + LISN Factor (dB).

Site: WZ-SR2	Test Date: 2023-12-21
Limit: FCC_Part15.207_CE_AC Power	Engineer: Linda Wei
Probe: ENV216_101683_Filter Off_C	Polarity: Neutral
EUT: ACCESS POINT	Power: AC 120V/60Hz
Test Mode: Transmit by 802.11b at channel 2412MHz	

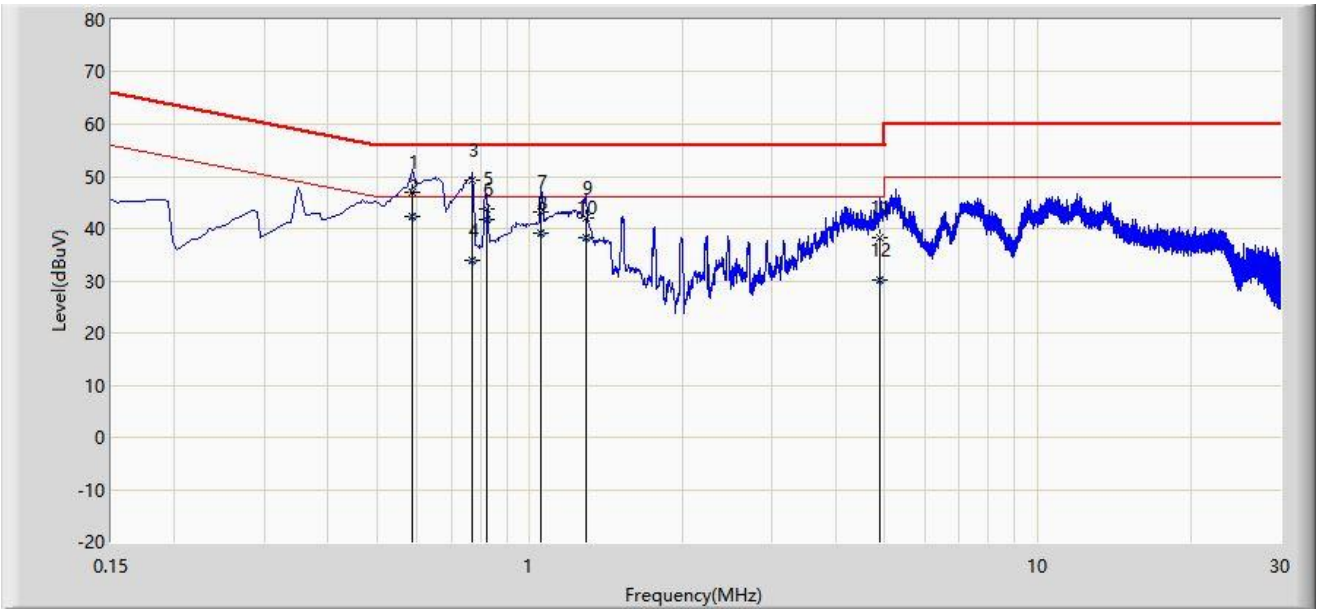

No	Mark	Frequency (MHz)	Measure Level (dBμV)	Reading Level (dBμV)	Margin (dB)	Limit (dBμV)	Factor (dB)	Type
1		0.586	46.872	37.002	-9.128	56.000	9.870	QP
2	*	0.586	42.400	32.530	-3.600	46.000	9.870	AV
3		0.770	49.331	39.366	-6.669	56.000	9.965	QP
4		0.770	33.845	23.880	-12.155	46.000	9.965	AV
5		0.822	43.780	33.791	-12.220	56.000	9.989	QP
6		0.822	41.714	31.725	-4.286	46.000	9.989	AV
7		1.050	43.067	32.996	-12.933	56.000	10.071	QP
8		1.050	39.213	29.142	-6.787	46.000	10.071	AV
9		1.290	41.990	31.916	-14.010	56.000	10.074	QP
10		1.290	38.130	28.056	-7.870	46.000	10.074	AV
11		4.902	38.206	28.048	-17.794	56.000	10.158	QP
12		4.902	30.137	19.979	-15.863	46.000	10.158	AV

Note 1: " * ", means this data is the worst emission level.

Note 2: Measure Level (dBμV) = Reading Level (dBμV) + Factor (dB).

Note 3: Factor (dB) = Cable Loss (dB) + LISN Factor (dB).