Site: WZ-AC1	Test Date: 2023-12-19
Limit: FCC_2.4G_RE(3m)	Engineer: Frank Xue
Probe: BBHA9120D_1167_1-18GHz	Polarity: Vertical
EUT: ACCESS POINT	Power: By PoE
Test Mode: Transmit by 802.11n-HT40 at 2422MHz	

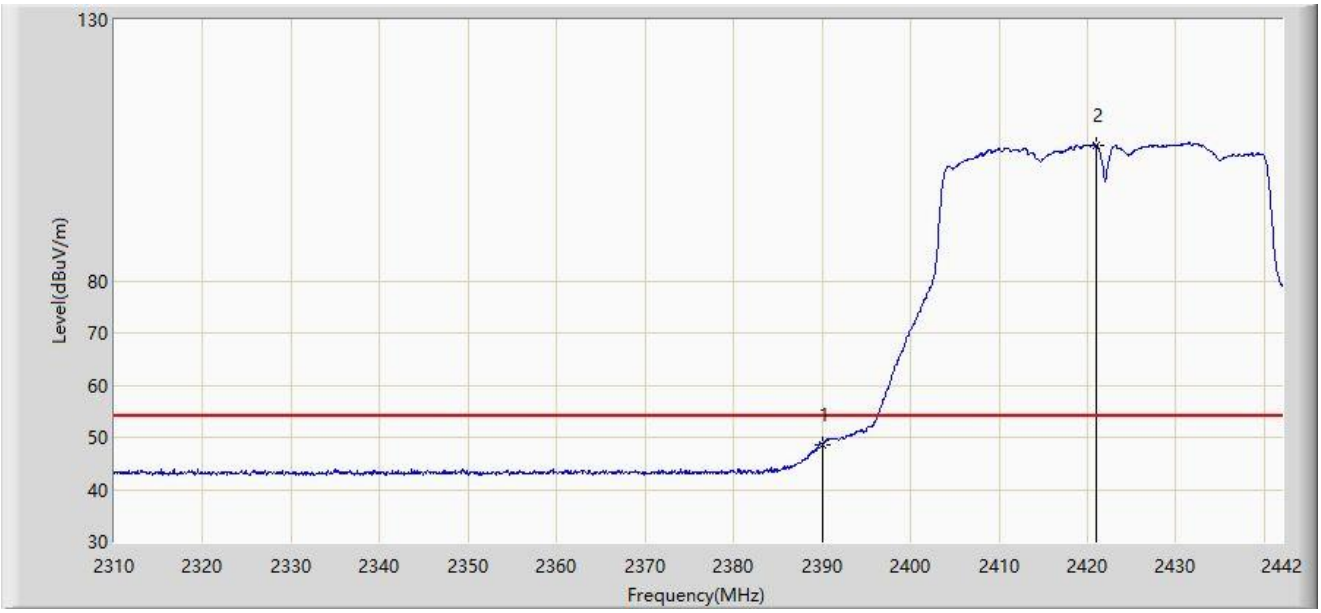

No	Mark	Frequency (MHz)	Measure Level (dBμV/m)	Reading Level (dBμV)	Margin (dB)	Limit (dBμV/m)	Factor (dB/m)	Type
1	*	2390.000	48.551	17.297	-5.449	54.000	31.254	AV
2		2421.012	106.032	74.787	N/A	N/A	31.244	AV

Note 1: " * ", means this data is the worst emission level.

Note 2: Measure Level (dBμV/m) = Reading Level (dBμV) + Factor (dB/m).

Note 3: Factor (dB/m) = Cable Loss (dB) + Antenna Factor (dB/m).

Site: WZ-AC1	Test Date: 2023-12-19
Limit: FCC_2.4G_RE(3m)	Engineer: Frank Xue
Probe: BBHA9120D_1167_1-18GHz	Polarity: Horizontal
EUT: ACCESS POINT	Power: By PoE
Test Mode: Transmit by 802.11ax-HE20 at 2412MHz	

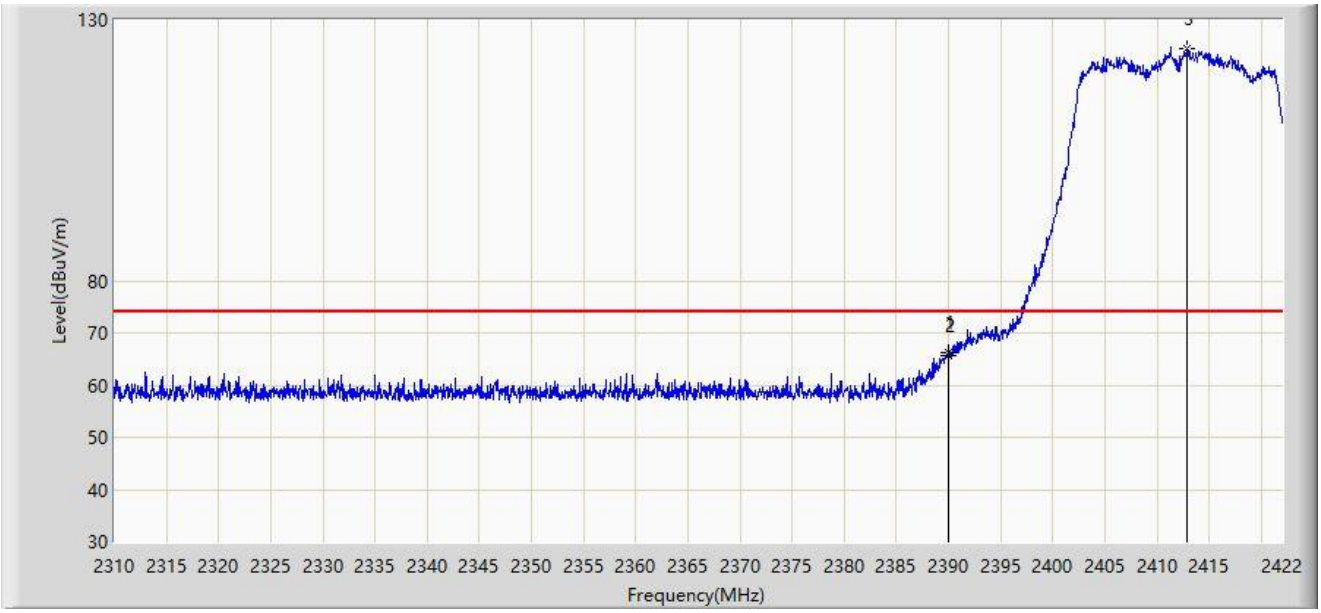

No	Mark	Frequency (MHz)	Measure Level (dBμV/m)	Reading Level (dBμV)	Margin (dB)	Limit (dBμV/m)	Factor (dB/m)	Type
1	*	2389.968	66.360	35.106	-7.640	74.000	31.254	PK
2		2390.000	65.786	34.532	-8.214	74.000	31.254	PK
3		2412.872	124.626	93.374	N/A	N/A	31.252	PK

Note 1: " * ", means this data is the worst emission level.

Note 2: Measure Level (dBμV/m) = Reading Level (dBμV) + Factor (dB/m).

Note 3: Factor (dB/m) = Cable Loss (dB) + Antenna Factor (dB/m).

Site: WZ-AC1	Test Date: 2023-12-19
Limit: FCC_2.4G_RE(3m)	Engineer: Frank Xue
Probe: BBHA9120D_1167_1-18GHz	Polarity: Horizontal
EUT: ACCESS POINT	Power: By PoE
Test Mode: Transmit by 802.11ax-HE20 at 2412MHz	

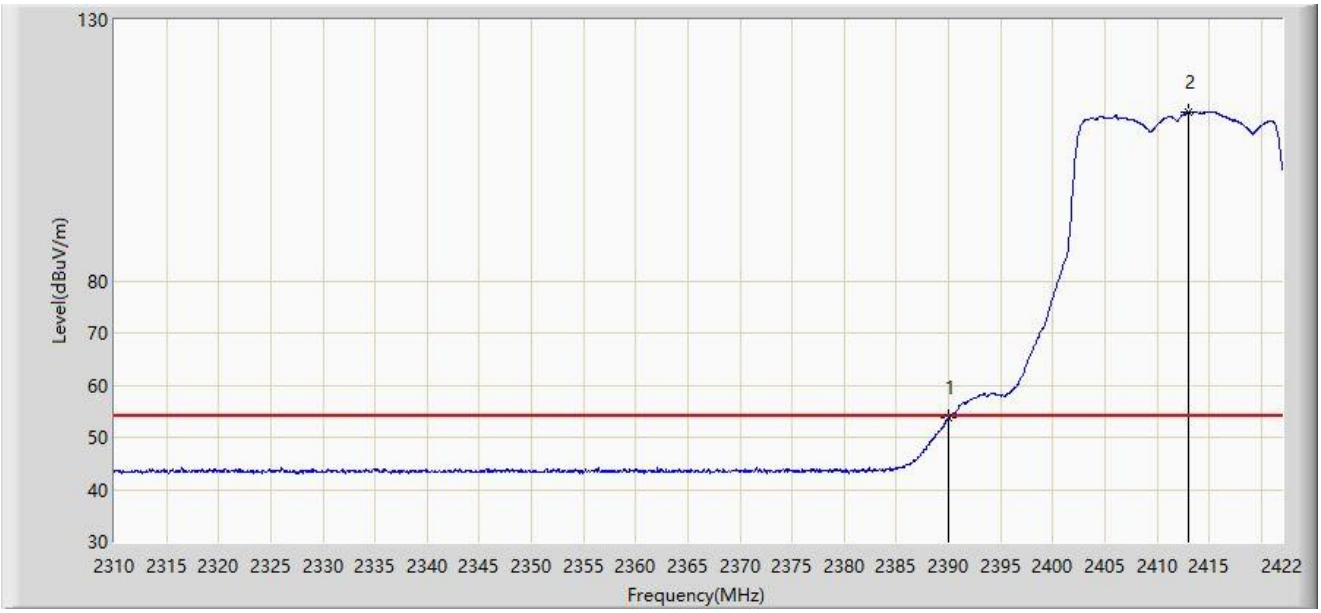

No	Mark	Frequency (MHz)	Measure Level (dBμV/m)	Reading Level (dBμV)	Margin (dB)	Limit (dBμV/m)	Factor (dB/m)	Type
1	*	2390.000	53.684	22.430	-0.316	54.000	31.254	AV
2		2413.040	112.397	81.145	N/A	N/A	31.252	AV

Note 1: " * ", means this data is the worst emission level.

Note 2: Measure Level (dBμV/m) = Reading Level (dBμV) + Factor (dB/m).

Note 3: Factor (dB/m) = Cable Loss (dB) + Antenna Factor (dB/m).

Site: WZ-AC1	Test Date: 2023-12-19
Limit: FCC_2.4G_RE(3m)	Engineer: Frank Xue
Probe: BBHA9120D_1167_1-18GHz	Polarity: Vertical
EUT: ACCESS POINT	Power: By PoE
Test Mode: Transmit by 802.11ax-HE20 at 2412MHz	

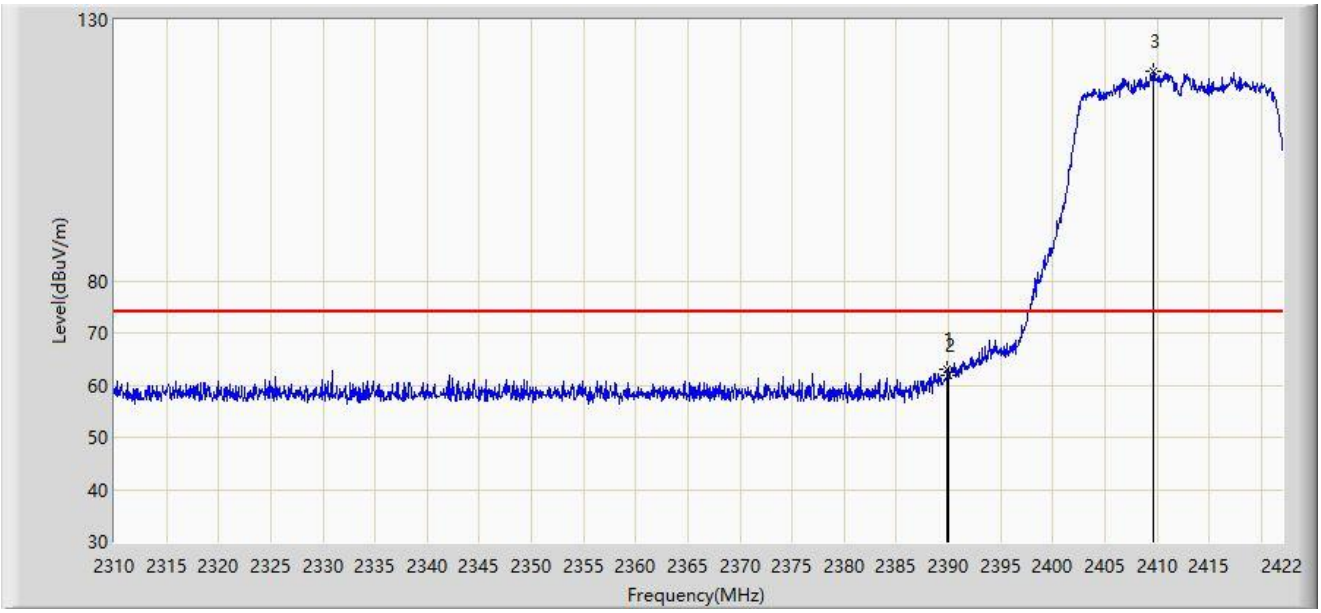

No	Mark	Frequency (MHz)	Measure Level (dBμV/m)	Reading Level (dBμV)	Margin (dB)	Limit (dBμV/m)	Factor (dB/m)	Type
1	*	2389.856	63.108	31.854	-10.892	74.000	31.254	PK
2		2390.000	62.018	30.764	-11.982	74.000	31.254	PK
3		2409.624	120.209	88.955	N/A	N/A	31.254	PK

Note 1: " * ", means this data is the worst emission level.

Note 2: Measure Level (dBμV/m) = Reading Level (dBμV) + Factor (dB/m).

Note 3: Factor (dB/m) = Cable Loss (dB) + Antenna Factor (dB/m).

Site: WZ-AC1	Test Date: 2023-12-19
Limit: FCC_2.4G_RE(3m)	Engineer: Frank Xue
Probe: BBHA9120D_1167_1-18GHz	Polarity: Vertical
EUT: ACCESS POINT	Power: By PoE
Test Mode: Transmit by 802.11ax-HE20 at 2412MHz	

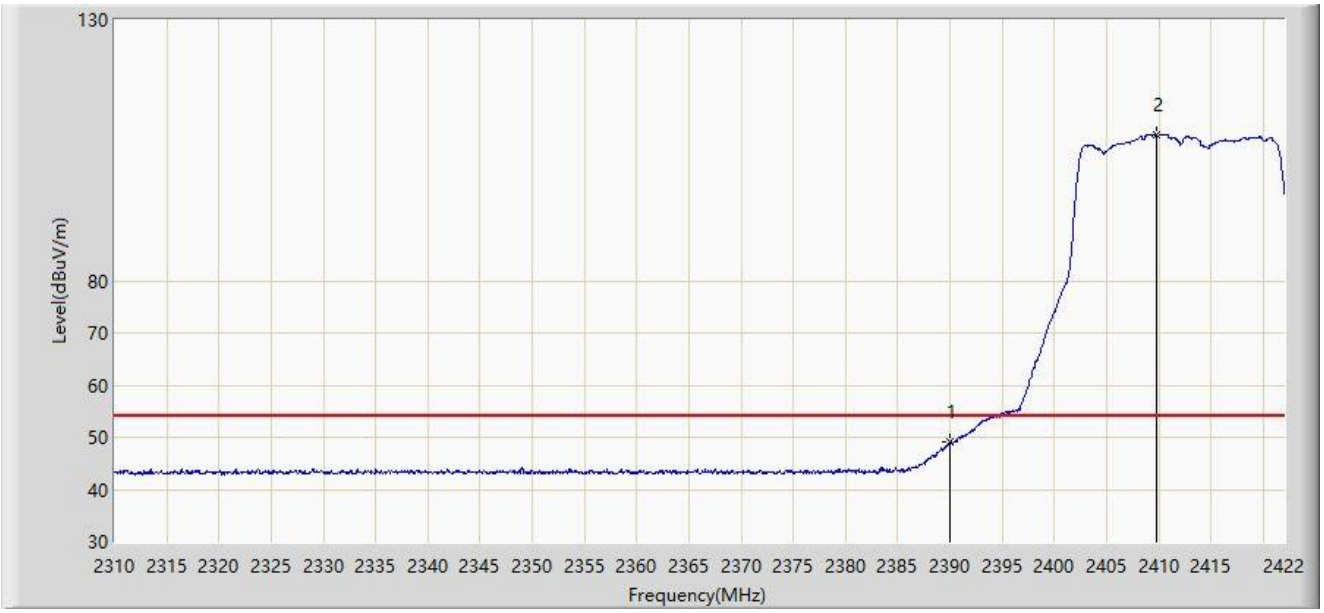

No	Mark	Frequency (MHz)	Measure Level (dBμV/m)	Reading Level (dBμV)	Margin (dB)	Limit (dBμV/m)	Factor (dB/m)	Type
1	*	2390.000	49.098	17.844	-4.902	54.000	31.254	AV
2		2409.736	108.113	76.859	N/A	N/A	31.254	AV

Note 1: " * ", means this data is the worst emission level.

Note 2: Measure Level (dBμV/m) = Reading Level (dBμV) + Factor (dB/m).

Note 3: Factor (dB/m) = Cable Loss (dB) + Antenna Factor (dB/m).

Site: WZ-AC1	Test Date: 2023-12-19
Limit: FCC_2.4G_RE(3m)	Engineer: Frank Xue
Probe: BBHA9120D_1167_1-18GHz	Polarity: Horizontal
EUT: ACCESS POINT	Power: By PoE
Test Mode: Transmit by 802.11ax-HE40 at 2422MHz	

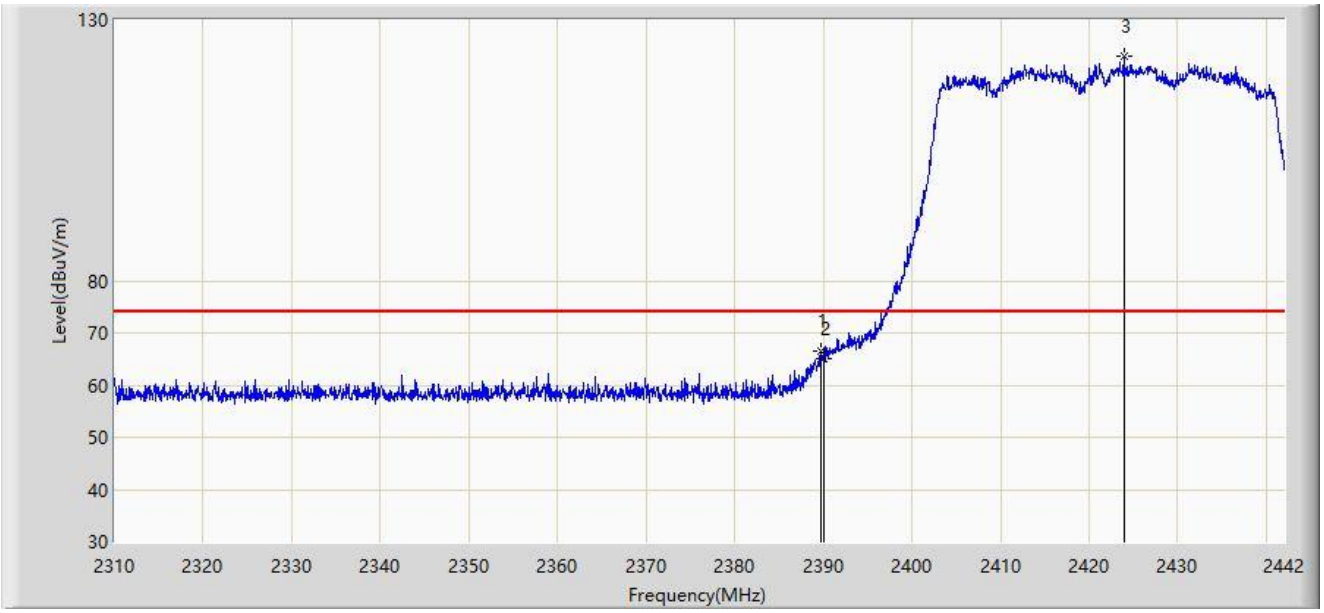

No	Mark	Frequency (MHz)	Measure Level (dBμV/m)	Reading Level (dBμV)	Margin (dB)	Limit (dBμV/m)	Factor (dB/m)	Type
1	*	2389.728	66.411	35.157	-7.589	74.000	31.254	PK
2		2390.000	65.060	33.806	-8.940	74.000	31.254	PK
3		2423.916	122.972	91.736	N/A	N/A	31.236	PK

Note 1: " * ", means this data is the worst emission level.

Note 2: Measure Level (dBμV/m) = Reading Level (dBμV) + Factor (dB/m).

Note 3: Factor (dB/m) = Cable Loss (dB) + Antenna Factor (dB/m).

Site: WZ-AC1	Test Date: 2023-12-19
Limit: FCC_2.4G_RE(3m)	Engineer: Frank Xue
Probe: BBHA9120D_1167_1-18GHz	Polarity: Horizontal
EUT: ACCESS POINT	Power: By PoE
Test Mode: Transmit by 802.11ax-HE40 at 2422MHz	

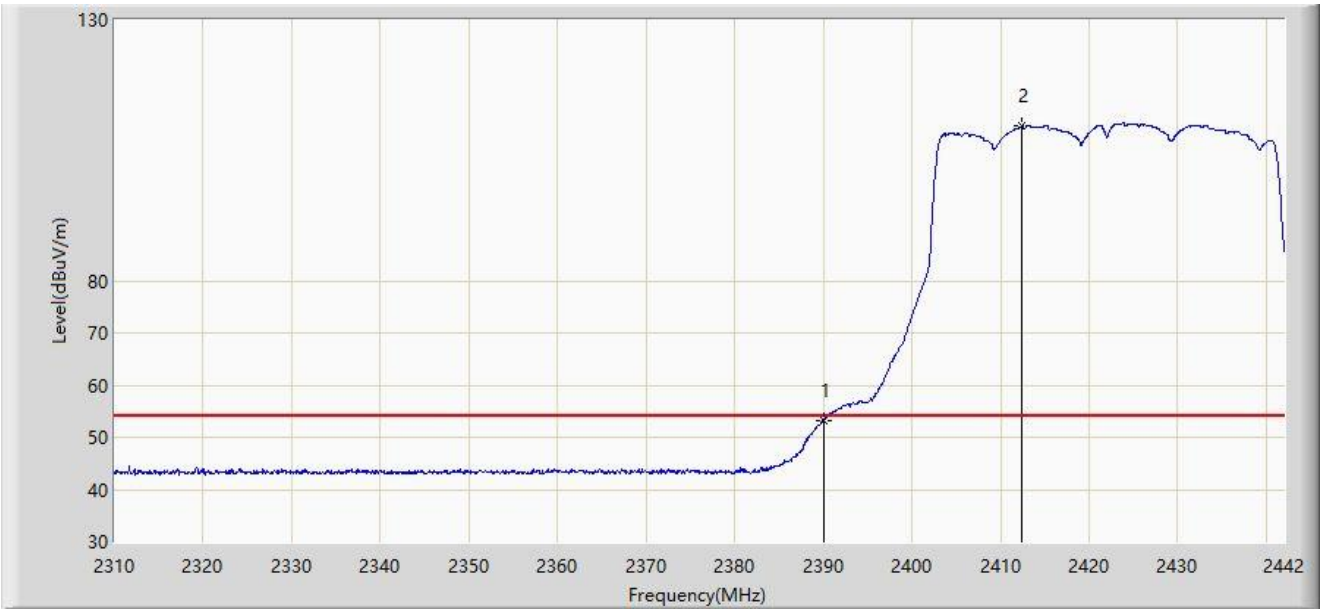

No	Mark	Frequency (MHz)	Measure Level (dBμV/m)	Reading Level (dBμV)	Margin (dB)	Limit (dBμV/m)	Factor (dB/m)	Type
1	*	2390.000	53.257	22.003	-0.743	54.000	31.254	AV
2		2412.432	109.678	78.425	N/A	N/A	31.253	AV

Note 1: " * ", means this data is the worst emission level.

Note 2: Measure Level (dBμV/m) = Reading Level (dBμV) + Factor (dB/m).

Note 3: Factor (dB/m) = Cable Loss (dB) + Antenna Factor (dB/m).

Site: WZ-AC1	Test Date: 2023-12-19
Limit: FCC_2.4G_RE(3m)	Engineer: Frank Xue
Probe: BBHA9120D_1167_1-18GHz	Polarity: Vertical
EUT: ACCESS POINT	Power: By PoE
Test Mode: Transmit by 802.11ax-HE40 at 2422MHz	

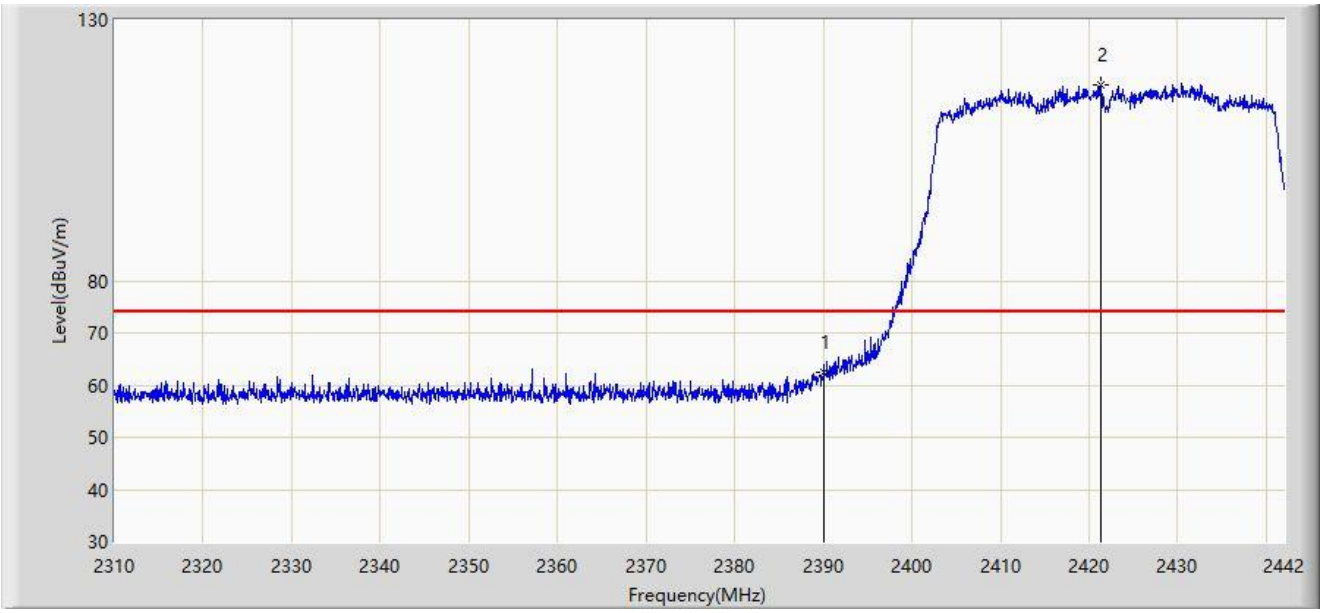

No	Mark	Frequency (MHz)	Measure Level (dBμV/m)	Reading Level (dBμV)	Margin (dB)	Limit (dBμV/m)	Factor (dB/m)	Type
1	*	2390.000	62.413	31.159	-11.587	74.000	31.254	PK
2		2421.342	117.642	86.398	N/A	N/A	31.244	PK

Note 1: " * ", means this data is the worst emission level.

Note 2: Measure Level (dBμV/m) = Reading Level (dBμV) + Factor (dB/m).

Note 3: Factor (dB/m) = Cable Loss (dB) + Antenna Factor (dB/m).

Site: WZ-AC1	Test Date: 2023-12-19
Limit: FCC_2.4G_RE(3m)	Engineer: Frank Xue
Probe: BBHA9120D_1167_1-18GHz	Polarity: Vertical
EUT: ACCESS POINT	Power: By PoE
Test Mode: Transmit by 802.11ax-HE40 at 2422MHz	

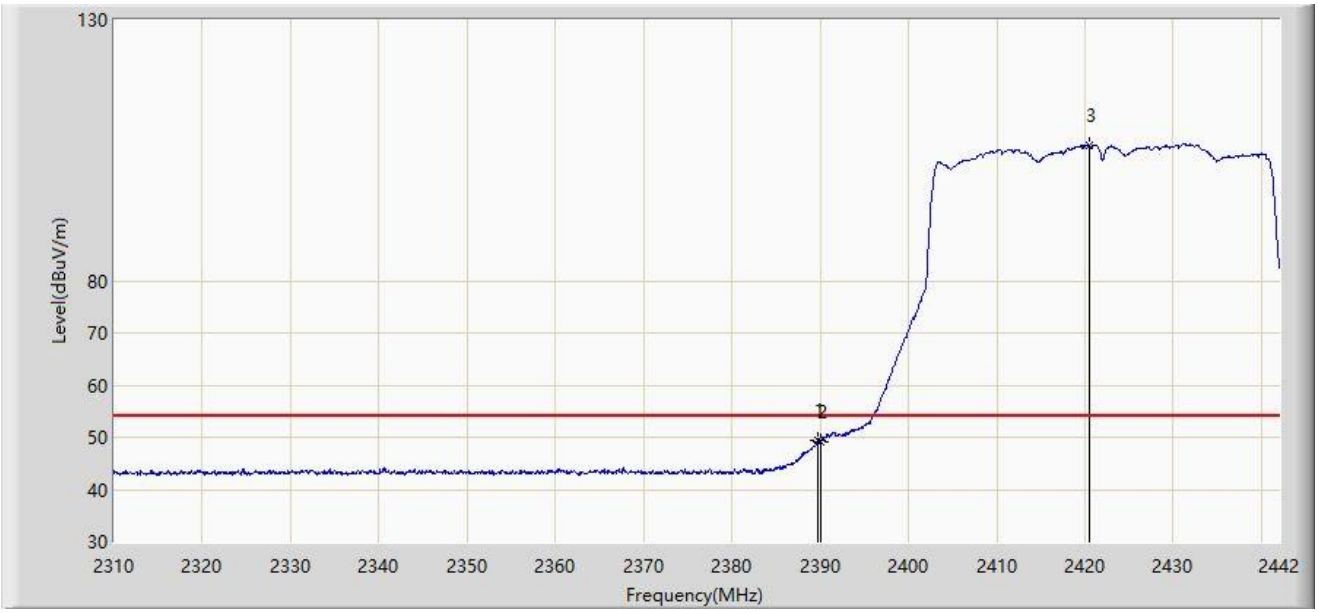

No	Mark	Frequency (MHz)	Measure Level (dBμV/m)	Reading Level (dBμV)	Margin (dB)	Limit (dBμV/m)	Factor (dB/m)	Type
1	*	2389.794	49.473	18.219	-4.527	54.000	31.253	AV
2		2390.000	49.089	17.835	-4.911	54.000	31.254	AV
3		2420.550	105.886	74.640	N/A	N/A	31.246	AV

Note 1: " * ", means this data is the worst emission level.

Note 2: Measure Level (dBμV/m) = Reading Level (dBμV) + Factor (dB/m).

Note 3: Factor (dB/m) = Cable Loss (dB) + Antenna Factor (dB/m).

Filter 3#

Site: WZ-AC1	Test Date: 2023-12-19
Limit: FCC_2.4G_RE(3m)	Engineer: Frank Xue
Probe: BBHA9120D_1167_1-18GHz	Polarity: Horizontal
EUT: ACCESS POINT	Power: By PoE
Test Mode: Transmit by 802.11b at 2462MHz	

No	Mark	Frequency (MHz)	Measure Level (dBμV/m)	Reading Level (dBμV)	Margin (dB)	Limit (dBμV/m)	Factor (dB/m)	Type
1		2461.168	120.300	89.074	N/A	N/A	31.226	PK
2		2483.500	59.232	28.006	-14.768	74.000	31.226	PK
3	*	2488.744	64.219	32.989	-9.781	74.000	31.230	PK

Note 1: " * ", means this data is the worst emission level.

Note 2: Measure Level (dBμV/m) = Reading Level (dBμV) + Factor (dB/m).

Note 3: Factor (dB/m) = Cable Loss (dB) + Antenna Factor (dB/m).

Site: WZ-AC1	Test Date: 2023-12-19
Limit: FCC_2.4G_RE(3m)	Engineer: Frank Xue
Probe: BBHA9120D_1167_1-18GHz	Polarity: Horizontal
EUT: ACCESS POINT	Power: By PoE
Test Mode: Transmit by 802.11b at 2462MHz	

No	Mark	Frequency (MHz)	Measure Level (dBμV/m)	Reading Level (dBμV)	Margin (dB)	Limit (dBμV/m)	Factor (dB/m)	Type
1		2462.848	118.382	87.157	N/A	N/A	31.225	AV
2		2483.500	48.352	17.126	-5.648	54.000	31.226	AV
3	*	2488.096	52.311	21.081	-1.689	54.000	31.230	AV

Note 1: " * ", means this data is the worst emission level.

Note 2: Measure Level (dBμV/m) = Reading Level (dBμV) + Factor (dB/m).

Note 3: Factor (dB/m) = Cable Loss (dB) + Antenna Factor (dB/m).

Site: WZ-AC1	Test Date: 2023-12-19
Limit: FCC_2.4G_RE(3m)	Engineer: Frank Xue
Probe: BBHA9120D_1167_1-18GHz	Polarity: Vertical
EUT: ACCESS POINT	Power: By PoE
Test Mode: Transmit by 802.11b at 2462MHz	

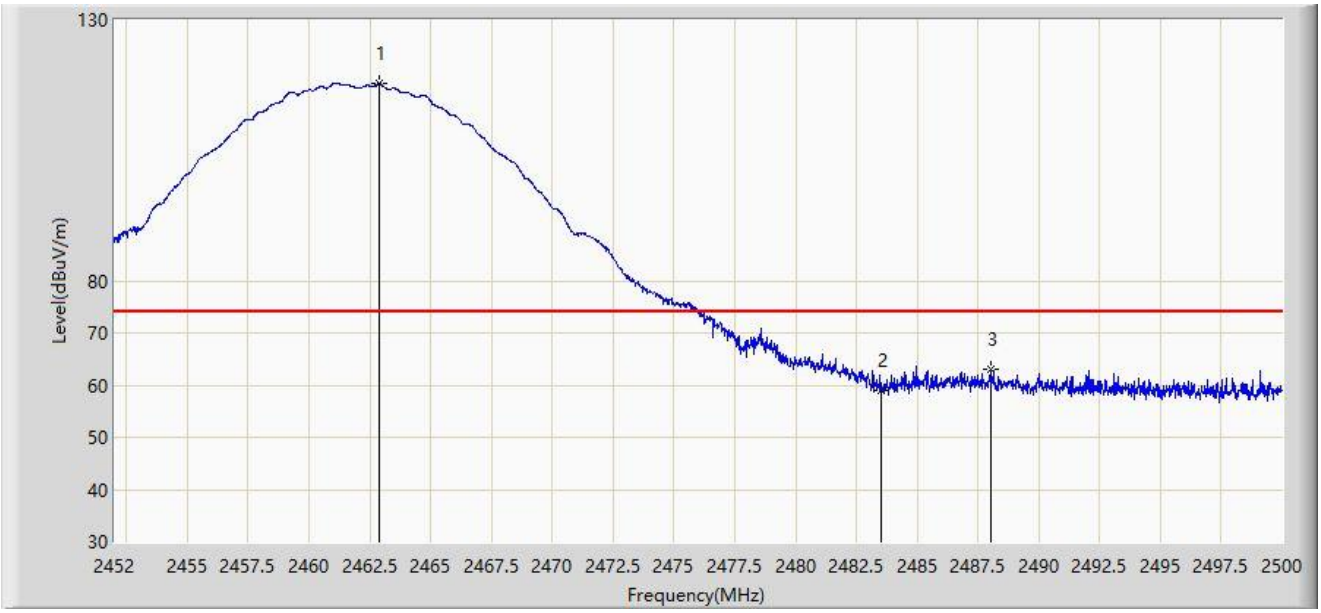

No	Mark	Frequency (MHz)	Measure Level (dBμV/m)	Reading Level (dBμV)	Margin (dB)	Limit (dBμV/m)	Factor (dB/m)	Type
1		2462.872	117.774	86.549	N/A	N/A	31.225	PK
2		2483.500	59.022	27.796	-14.978	74.000	31.226	PK
3	*	2488.000	63.020	31.790	-10.980	74.000	31.230	PK

Note 1: " * ", means this data is the worst emission level.

Note 2: Measure Level (dBμV/m) = Reading Level (dBμV) + Factor (dB/m).

Note 3: Factor (dB/m) = Cable Loss (dB) + Antenna Factor (dB/m).

Site: WZ-AC1	Test Date: 2023-12-19
Limit: FCC_2.4G_RE(3m)	Engineer: Frank Xue
Probe: BBHA9120D_1167_1-18GHz	Polarity: Vertical
EUT: ACCESS POINT	Power: By PoE
Test Mode: Transmit by 802.11b at 2462MHz	

No	Mark	Frequency (MHz)	Measure Level (dBμV/m)	Reading Level (dBμV)	Margin (dB)	Limit (dBμV/m)	Factor (dB/m)	Type
1		2461.312	115.343	84.117	N/A	N/A	31.226	AV
2		2483.500	47.544	16.318	-6.456	54.000	31.226	AV
3	*	2488.120	50.036	18.806	-3.964	54.000	31.230	AV

Note 1: " * ", means this data is the worst emission level.

Note 2: Measure Level (dBμV/m) = Reading Level (dBμV) + Factor (dB/m).

Note 3: Factor (dB/m) = Cable Loss (dB) + Antenna Factor (dB/m).

Site: WZ-AC1	Test Date: 2023-12-19
Limit: FCC_2.4G_RE(3m)	Engineer: Frank Xue
Probe: BBHA9120D_1167_1-18GHz	Polarity: Horizontal
EUT: ACCESS POINT	Power: By PoE
Test Mode: Transmit by 802.11g at 2462MHz	

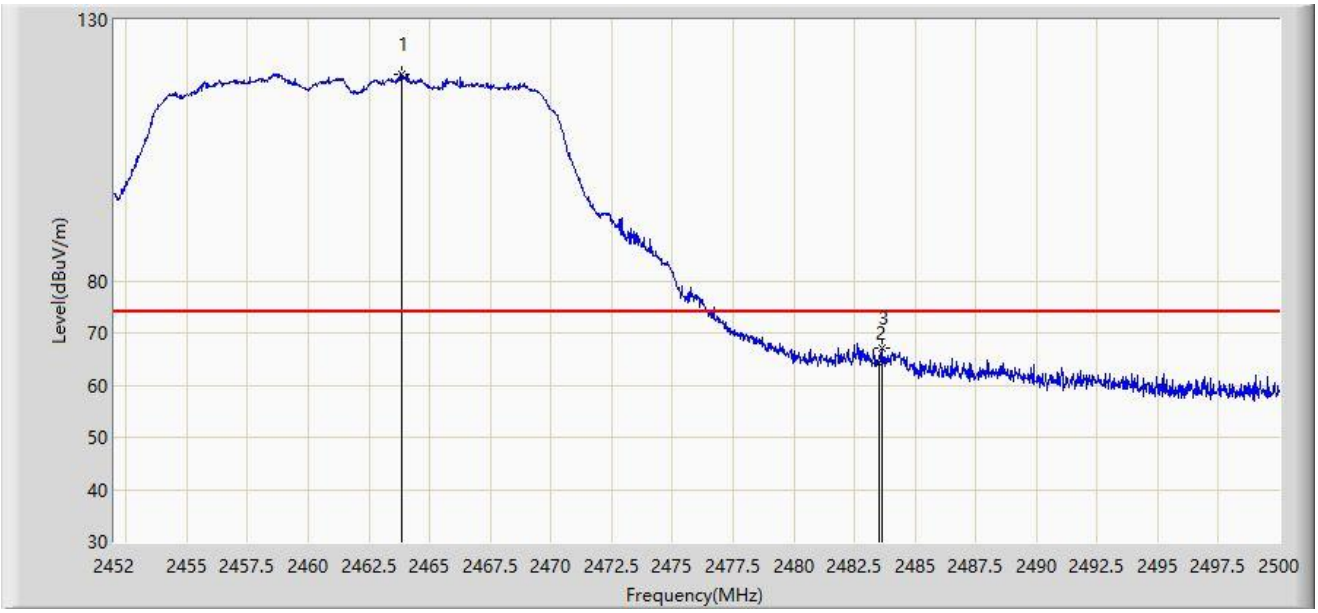

No	Mark	Frequency (MHz)	Measure Level (dBμV/m)	Reading Level (dBμV)	Margin (dB)	Limit (dBμV/m)	Factor (dB/m)	Type
1		2463.832	119.685	88.460	N/A	N/A	31.224	PK
2		2483.500	64.247	33.021	-9.753	74.000	31.226	PK
3	*	2483.632	67.020	35.794	-6.980	74.000	31.226	PK

Note 1: " * ", means this data is the worst emission level.

Note 2: Measure Level (dBμV/m) = Reading Level (dBμV) + Factor (dB/m).

Note 3: Factor (dB/m) = Cable Loss (dB) + Antenna Factor (dB/m).

Site: WZ-AC1	Test Date: 2023-12-19
Limit: FCC_2.4G_RE(3m)	Engineer: Frank Xue
Probe: BBHA9120D_1167_1-18GHz	Polarity: Horizontal
EUT: ACCESS POINT	Power: By PoE
Test Mode: Transmit by 802.11g at 2462MHz	

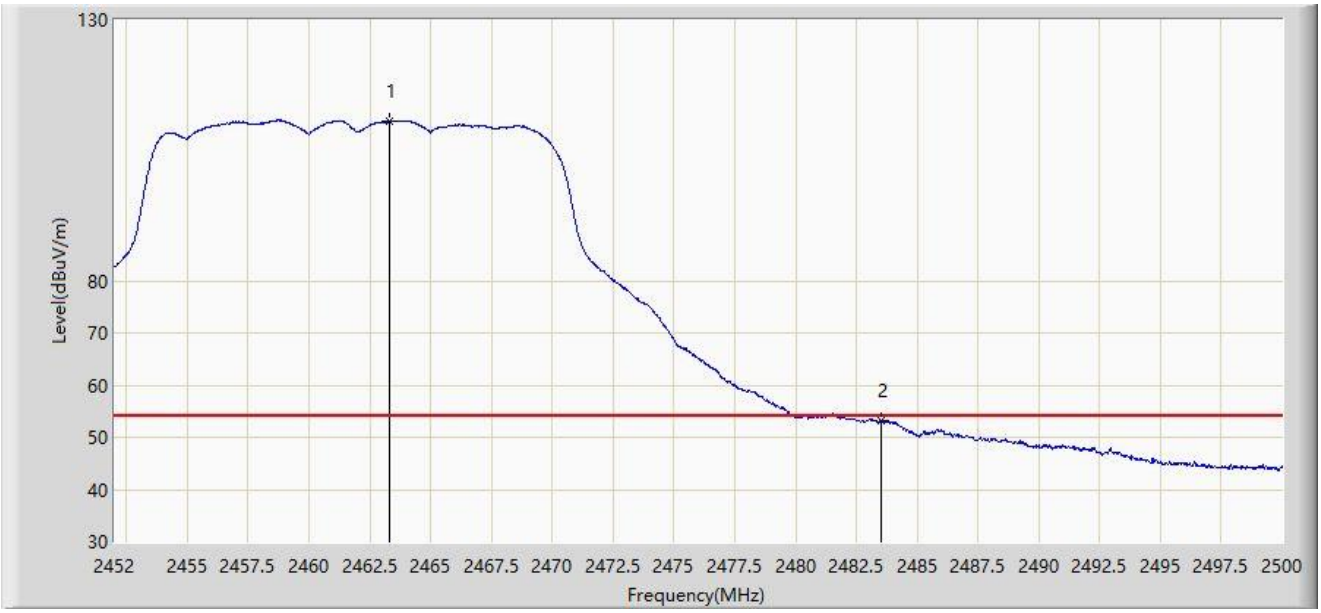

No	Mark	Frequency (MHz)	Measure Level (dBμV/m)	Reading Level (dBμV)	Margin (dB)	Limit (dBμV/m)	Factor (dB/m)	Type
1		2463.328	110.627	79.402	N/A	N/A	31.224	AV
2	*	2483.500	53.158	21.932	-0.842	54.000	31.226	AV

Note 1: " * ", means this data is the worst emission level.

Note 2: Measure Level (dBμV/m) = Reading Level (dBμV) + Factor (dB/m).

Note 3: Factor (dB/m) = Cable Loss (dB) + Antenna Factor (dB/m).

Site: WZ-AC1	Test Date: 2023-12-19
Limit: FCC_2.4G_RE(3m)	Engineer: Frank Xue
Probe: BBHA9120D_1167_1-18GHz	Polarity: Vertical
EUT: ACCESS POINT	Power: By PoE
Test Mode: Transmit by 802.11g at 2462MHz	

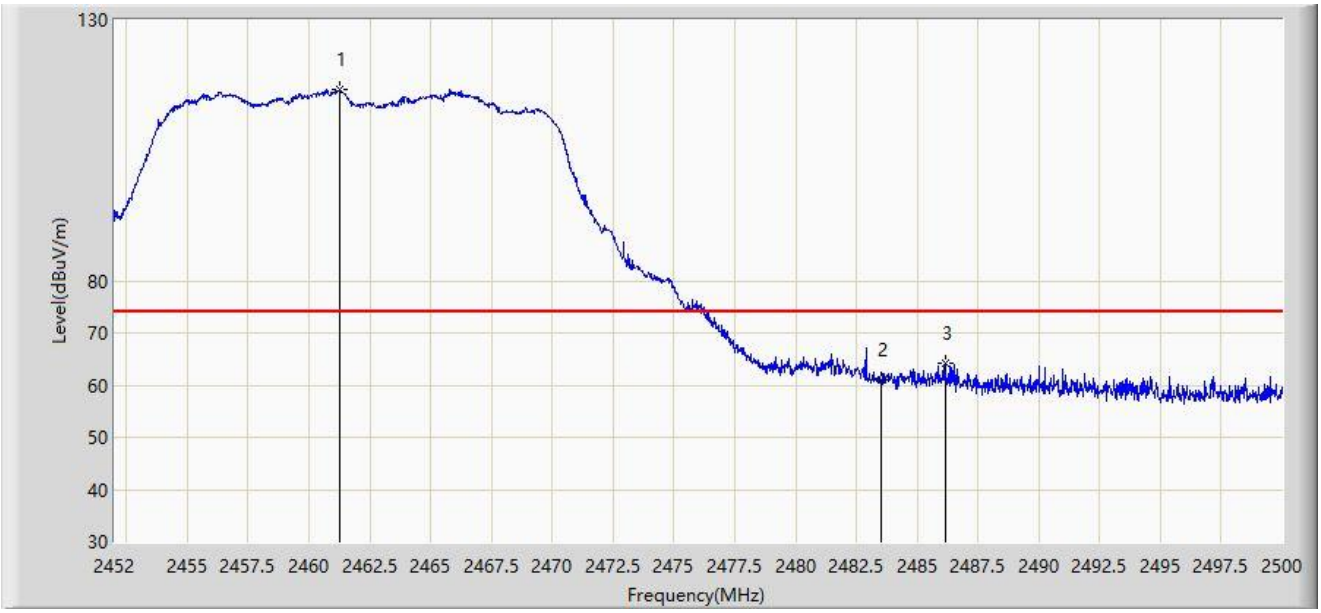

No	Mark	Frequency (MHz)	Measure Level (dBμV/m)	Reading Level (dBμV)	Margin (dB)	Limit (dBμV/m)	Factor (dB/m)	Type
1		2461.240	116.607	85.381	N/A	N/A	31.226	PK
2		2483.500	60.918	29.692	-13.082	74.000	31.226	PK
3	*	2486.152	64.269	33.041	-9.731	74.000	31.228	PK

Note 1: " * ", means this data is the worst emission level.

Note 2: Measure Level (dBμV/m) = Reading Level (dBμV) + Factor (dB/m).

Note 3: Factor (dB/m) = Cable Loss (dB) + Antenna Factor (dB/m).

Site: WZ-AC1	Test Date: 2023-12-19
Limit: FCC_2.4G_RE(3m)	Engineer: Frank Xue
Probe: BBHA9120D_1167_1-18GHz	Polarity: Vertical
EUT: ACCESS POINT	Power: By PoE
Test Mode: Transmit by 802.11g at 2462MHz	

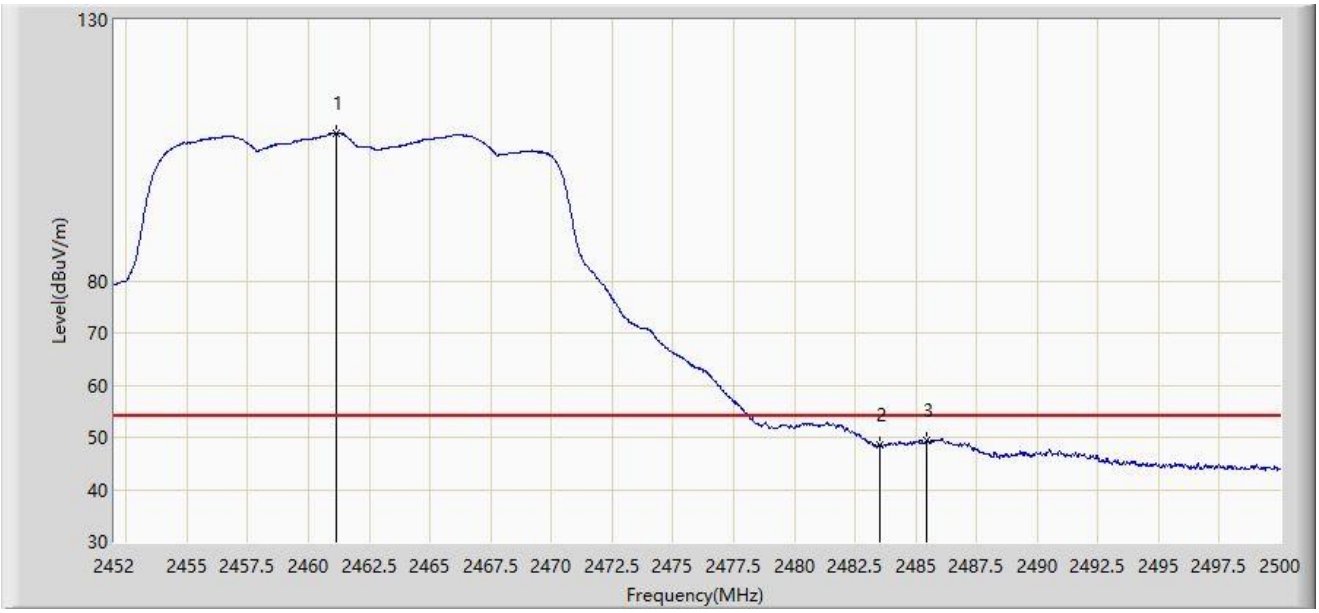

No	Mark	Frequency (MHz)	Measure Level (dBμV/m)	Reading Level (dBμV)	Margin (dB)	Limit (dBμV/m)	Factor (dB/m)	Type
1		2461.168	108.264	77.038	N/A	N/A	31.226	AV
2		2483.500	48.598	17.372	-5.402	54.000	31.226	AV
3	*	2485.456	49.565	18.337	-4.435	54.000	31.228	AV

Note 1: " * ", means this data is the worst emission level.

Note 2: Measure Level (dBμV/m) = Reading Level (dBμV) + Factor (dB/m).

Note 3: Factor (dB/m) = Cable Loss (dB) + Antenna Factor (dB/m).

Site: WZ-AC1	Test Date: 2023-12-19
Limit: FCC_2.4G_RE(3m)	Engineer: Frank Xue
Probe: BBHA9120D_1167_1-18GHz	Polarity: Horizontal
EUT: ACCESS POINT	Power: By PoE
Test Mode: Transmit by 802.11n-HT20 at 2462MHz	

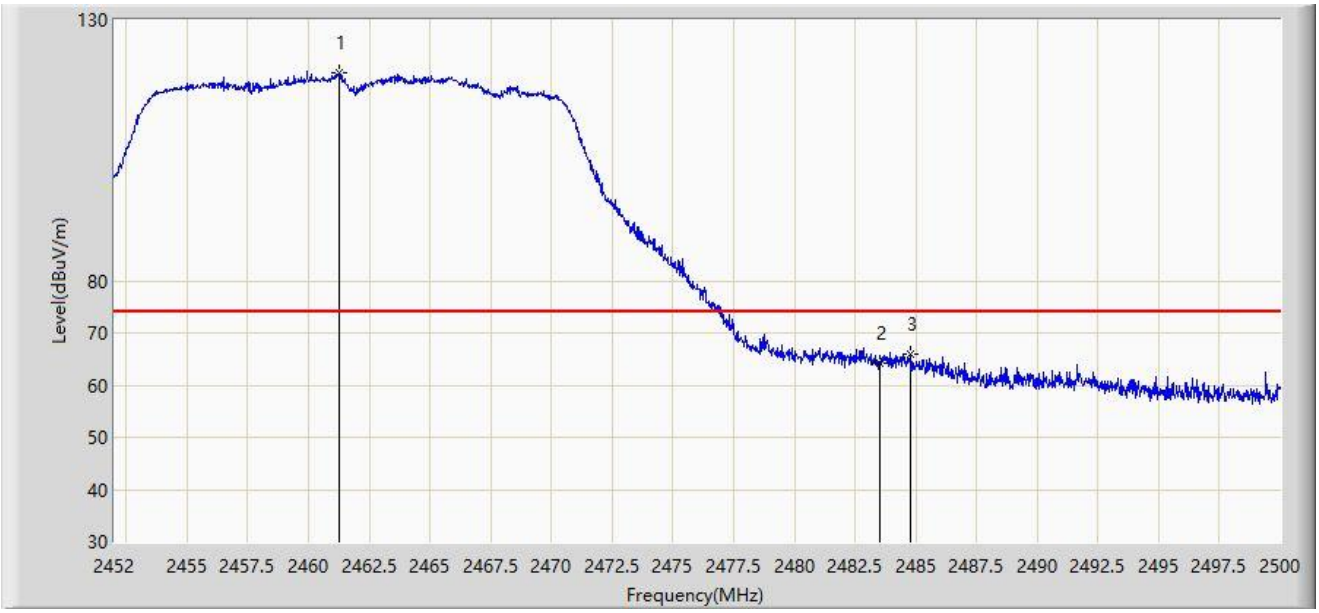

No	Mark	Frequency (MHz)	Measure Level (dBμV/m)	Reading Level (dBμV)	Margin (dB)	Limit (dBμV/m)	Factor (dB/m)	Type
1		2461.264	119.777	88.551	N/A	N/A	31.226	PK
2		2483.500	64.118	32.892	-9.882	74.000	31.226	PK
3	*	2484.760	66.010	34.783	-7.990	74.000	31.227	PK

Note 1: " * ", means this data is the worst emission level.

Note 2: Measure Level (dBμV/m) = Reading Level (dBμV) + Factor (dB/m).

Note 3: Factor (dB/m) = Cable Loss (dB) + Antenna Factor (dB/m).

Site: WZ-AC1	Test Date: 2023-12-19
Limit: FCC_2.4G_RE(3m)	Engineer: Frank Xue
Probe: BBHA9120D_1167_1-18GHz	Polarity: Horizontal
EUT: ACCESS POINT	Power: By PoE
Test Mode: Transmit by 802.11n-HT20 at 2462MHz	

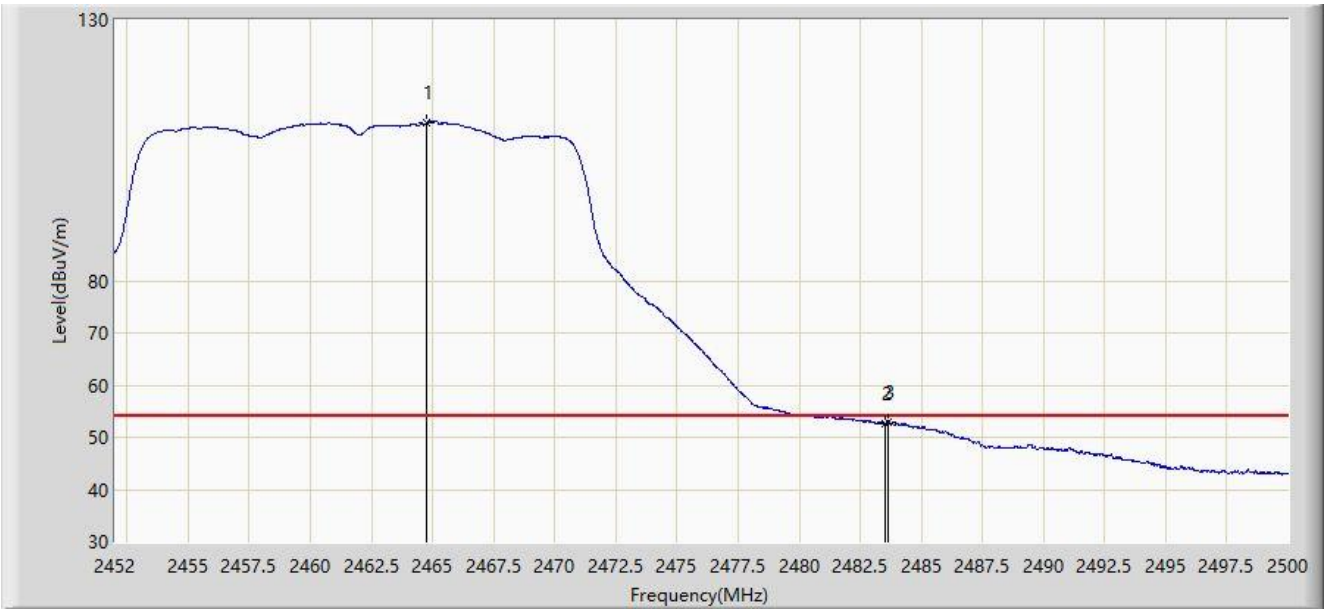

No	Mark	Frequency (MHz)	Measure Level (dBμV/m)	Reading Level (dBμV)	Margin (dB)	Limit (dBμV/m)	Factor (dB/m)	Type
1		2464.768	110.357	79.133	N/A	N/A	31.225	AV
2		2483.500	52.557	21.331	-1.443	54.000	31.226	AV
3	*	2483.656	52.781	21.555	-1.219	54.000	31.226	AV

Note 1: " * ", means this data is the worst emission level.

Note 2: Measure Level (dBμV/m) = Reading Level (dBμV) + Factor (dB/m).

Note 3: Factor (dB/m) = Cable Loss (dB) + Antenna Factor (dB/m).

Site: WZ-AC1	Test Date: 2023-12-19
Limit: FCC_2.4G_RE(3m)	Engineer: Frank Xue
Probe: BBHA9120D_1167_1-18GHz	Polarity: Vertical
EUT: ACCESS POINT	Power: By PoE
Test Mode: Transmit by 802.11n-HT20 at 2462MHz	

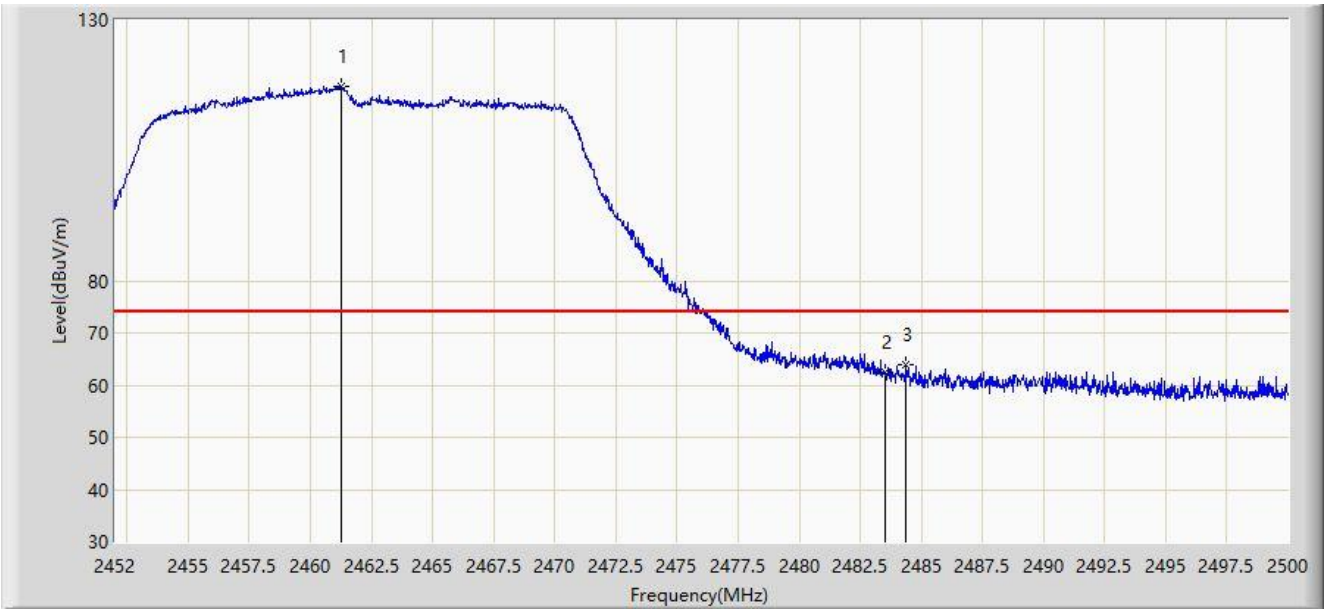

No	Mark	Frequency (MHz)	Measure Level (dBμV/m)	Reading Level (dBμV)	Margin (dB)	Limit (dBμV/m)	Factor (dB/m)	Type
1		2461.240	117.239	86.013	N/A	N/A	31.226	PK
2		2483.500	62.577	31.351	-11.423	74.000	31.226	PK
3	*	2484.376	64.038	32.811	-9.962	74.000	31.227	PK

Note 1: " * ", means this data is the worst emission level.

Note 2: Measure Level (dBμV/m) = Reading Level (dBμV) + Factor (dB/m).

Note 3: Factor (dB/m) = Cable Loss (dB) + Antenna Factor (dB/m).

Site: WZ-AC1	Test Date: 2023-12-19
Limit: FCC_2.4G_RE(3m)	Engineer: Frank Xue
Probe: BBHA9120D_1167_1-18GHz	Polarity: Vertical
EUT: ACCESS POINT	Power: By PoE
Test Mode: Transmit by 802.11n-HT20 at 2462MHz	

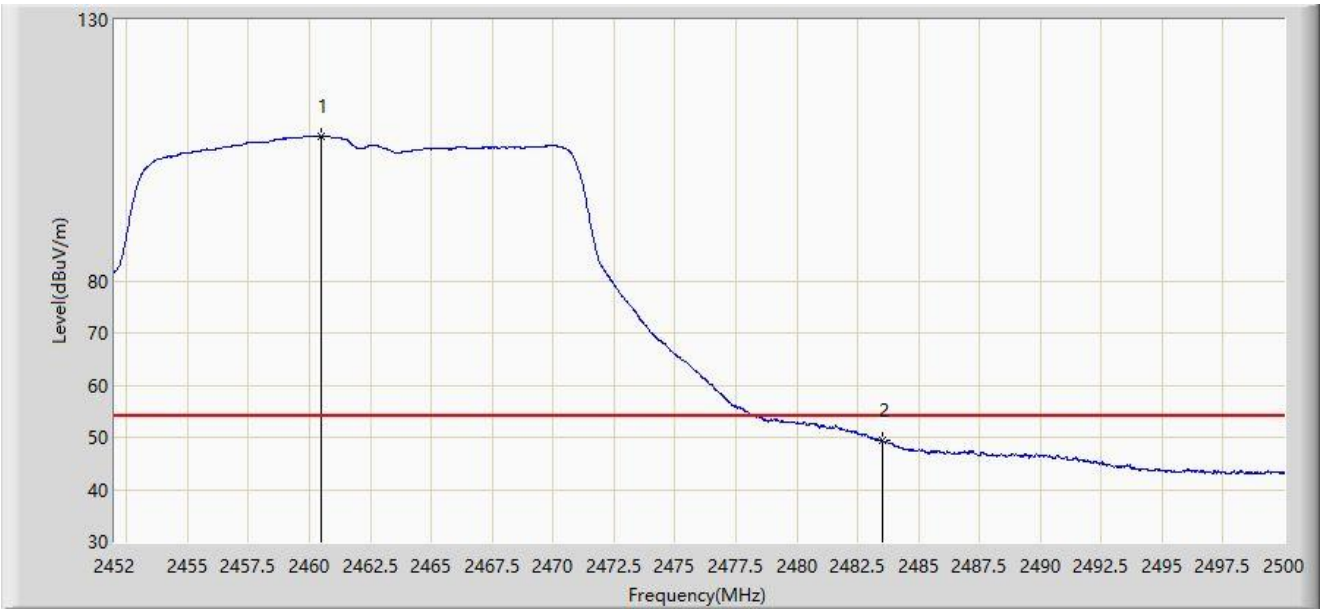

No	Mark	Frequency (MHz)	Measure Level (dBμV/m)	Reading Level (dBμV)	Margin (dB)	Limit (dBμV/m)	Factor (dB/m)	Type
1		2460.496	107.744	76.518	N/A	N/A	31.227	AV
2	*	2483.500	49.286	18.060	-4.714	54.000	31.226	AV

Note 1: " * ", means this data is the worst emission level.

Note 2: Measure Level (dBμV/m) = Reading Level (dBμV) + Factor (dB/m).

Note 3: Factor (dB/m) = Cable Loss (dB) + Antenna Factor (dB/m).

Site: WZ-AC1	Test Date: 2023-12-19
Limit: FCC_2.4G_RE(3m)	Engineer: Frank Xue
Probe: BBHA9120D_1167_1-18GHz	Polarity: Horizontal
EUT: ACCESS POINT	Power: By PoE
Test Mode: Transmit by 802.11ax-HE20 at 2462MHz	

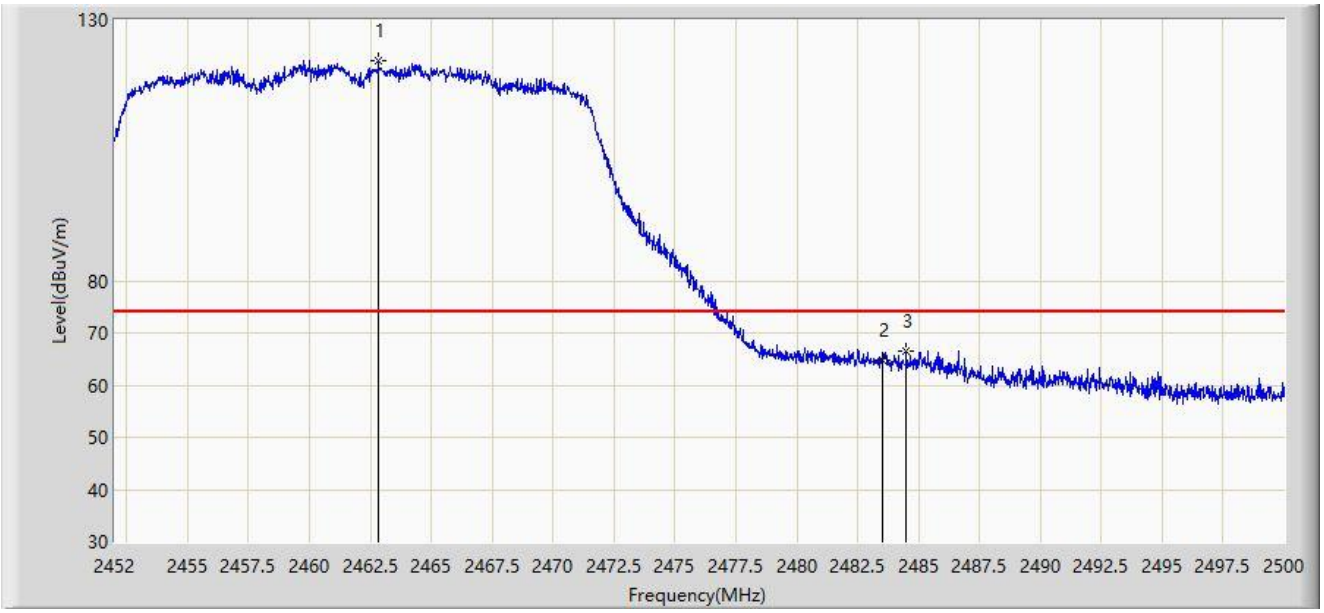

No	Mark	Frequency (MHz)	Measure Level (dBμV/m)	Reading Level (dBμV)	Margin (dB)	Limit (dBμV/m)	Factor (dB/m)	Type
1		2462.824	122.067	90.842	N/A	N/A	31.225	PK
2		2483.500	64.648	33.422	-9.352	74.000	31.226	PK
3	*	2484.496	66.623	35.396	-7.377	74.000	31.227	PK

Note 1: " * ", means this data is the worst emission level.

Note 2: Measure Level (dBμV/m) = Reading Level (dBμV) + Factor (dB/m).

Note 3: Factor (dB/m) = Cable Loss (dB) + Antenna Factor (dB/m).

Site: WZ-AC1	Test Date: 2023-12-19
Limit: FCC_2.4G_RE(3m)	Engineer: Frank Xue
Probe: BBHA9120D_1167_1-18GHz	Polarity: Horizontal
EUT: ACCESS POINT	Power: By PoE
Test Mode: Transmit by 802.11ax-HE20 at 2462MHz	

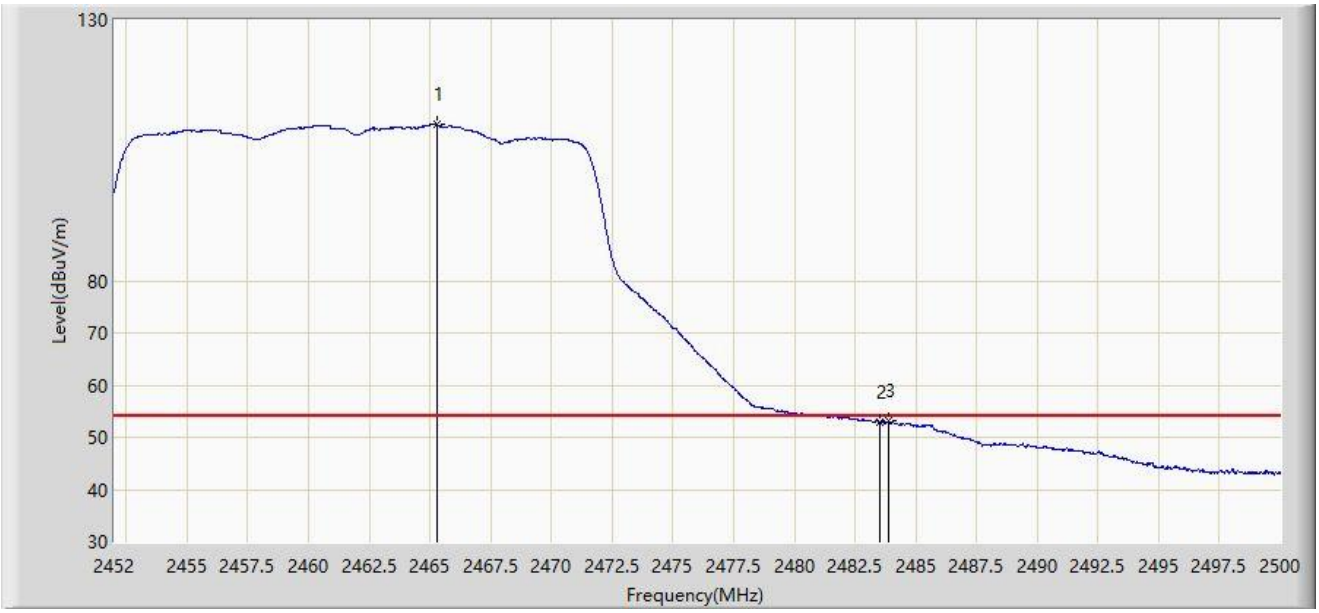

No	Mark	Frequency (MHz)	Measure Level (dBμV/m)	Reading Level (dBμV)	Margin (dB)	Limit (dBμV/m)	Factor (dB/m)	Type
1		2465.272	109.860	78.636	N/A	N/A	31.224	AV
2		2483.500	52.922	21.696	-1.078	54.000	31.226	AV
3	*	2483.896	53.084	21.857	-0.916	54.000	31.227	AV

Note 1: " * ", means this data is the worst emission level.

Note 2: Measure Level (dBμV/m) = Reading Level (dBμV) + Factor (dB/m).

Note 3: Factor (dB/m) = Cable Loss (dB) + Antenna Factor (dB/m).

Site: WZ-AC1	Test Date: 2023-12-19
Limit: FCC_2.4G_RE(3m)	Engineer: Frank Xue
Probe: BBHA9120D_1167_1-18GHz	Polarity: Vertical
EUT: ACCESS POINT	Power: By PoE
Test Mode: Transmit by 802.11ax-HE20 at 2462MHz	

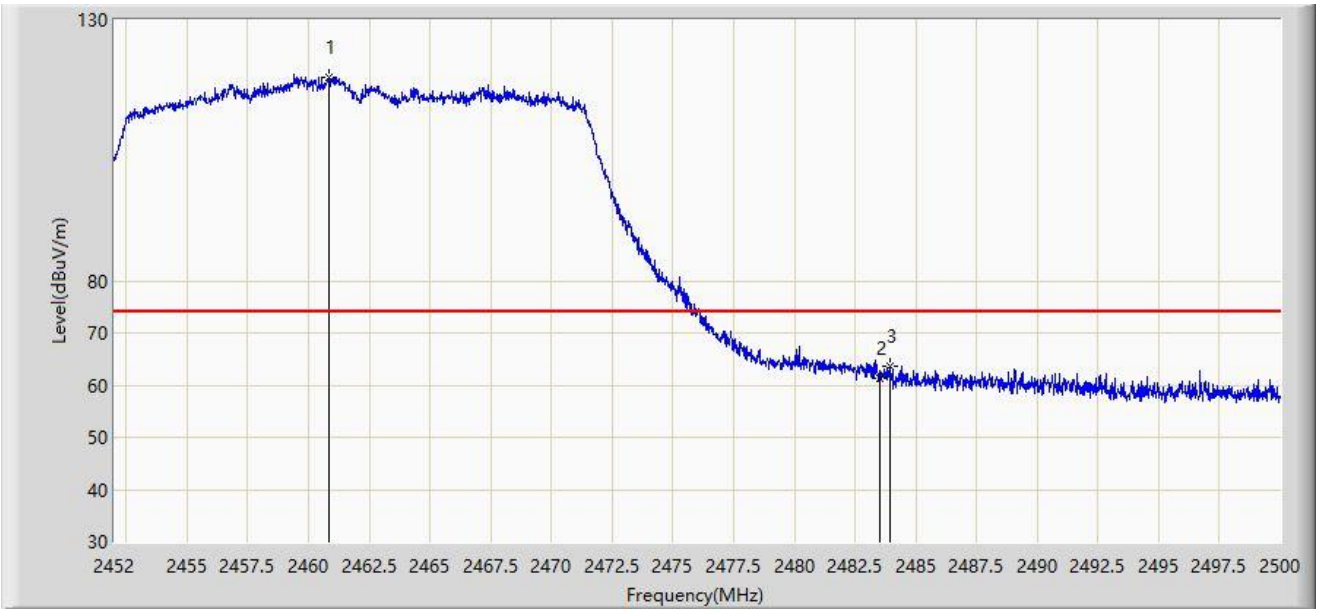

No	Mark	Frequency (MHz)	Measure Level (dBμV/m)	Reading Level (dBμV)	Margin (dB)	Limit (dBμV/m)	Factor (dB/m)	Type
1		2460.856	119.027	87.801	N/A	N/A	31.226	PK
2		2483.500	61.160	29.934	-12.840	74.000	31.226	PK
3	*	2483.920	63.734	32.507	-10.266	74.000	31.227	PK

Note 1: " * ", means this data is the worst emission level.

Note 2: Measure Level (dBμV/m) = Reading Level (dBμV) + Factor (dB/m).

Note 3: Factor (dB/m) = Cable Loss (dB) + Antenna Factor (dB/m).

Site: WZ-AC1	Test Date: 2023-12-19
Limit: FCC_2.4G_RE(3m)	Engineer: Frank Xue
Probe: BBHA9120D_1167_1-18GHz	Polarity: Vertical
EUT: ACCESS POINT	Power: By PoE
Test Mode: Transmit by 802.11ax-HE20 at 2462MHz	

No	Mark	Frequency (MHz)	Measure Level (dBμV/m)	Reading Level (dBμV)	Margin (dB)	Limit (dBμV/m)	Factor (dB/m)	Type
1		2460.568	107.184	75.958	N/A	N/A	31.226	AV
2	*	2483.500	49.536	18.310	-4.464	54.000	31.226	AV

Note 1: " * ", means this data is the worst emission level.

Note 2: Measure Level (dBμV/m) = Reading Level (dBμV) + Factor (dB/m).

Note 3: Factor (dB/m) = Cable Loss (dB) + Antenna Factor (dB/m).

8. AC Conducted Emissions Test Result

Site: WZ-SR2	Test Date: 2023-12-21
Limit: FCC_Part15.207_CE_AC Power	Engineer: Linda Wei
Probe: ENV216_101683_Filter Off_C	Polarity: Line
EUT: ACCESS POINT	Power: AC 120V/60Hz
Test Mode: Transmit by 802.11b at channel 2462MHz	

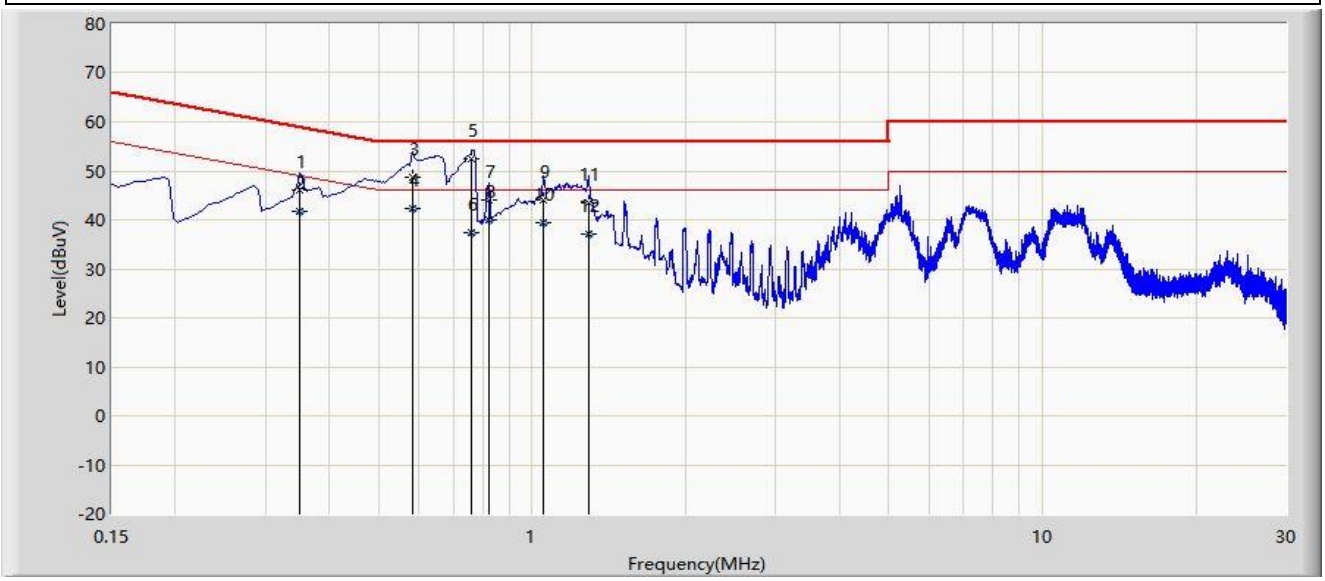

No	Mark	Frequency (MHz)	Measure Level (dBμV)	Reading Level (dBμV)	Margin (dB)	Limit (dBμV)	Factor (dB)	Type
1		0.350	46.089	36.316	-12.873	58.962	9.773	QP
2		0.350	41.661	31.888	-7.302	48.962	9.773	AV
3		0.582	48.799	38.921	-7.201	56.000	9.878	QP
4		0.582	42.220	32.342	-3.780	46.000	9.878	AV
5	*	0.762	52.323	42.356	-3.677	56.000	9.967	QP
6		0.762	37.373	27.405	-8.627	46.000	9.967	AV
7		0.822	44.064	34.066	-11.936	56.000	9.999	QP
8		0.822	40.078	30.079	-5.922	46.000	9.999	AV
9		1.050	43.966	33.885	-12.034	56.000	10.081	QP
10		1.050	39.328	29.248	-6.672	46.000	10.081	AV
11		1.290	43.430	33.347	-12.570	56.000	10.084	QP
12		1.290	37.144	27.061	-8.856	46.000	10.084	AV

Note 1: " * ", means this data is the worst emission level.

Note 2: Measure Level (dBμV) = Reading Level (dBμV) + Factor (dB).

Note 3: Factor (dB) = Cable Loss (dB) + LISN Factor (dB).

Site: WZ-SR2	Test Date: 2023-12-21
Limit: FCC_Part15.207_CE_AC Power	Engineer: Linda Wei
Probe: ENV216_101683_Filter Off_C	Polarity: Neutral
EUT: ACCESS POINT	Power: AC 120V/60Hz
Test Mode: Transmit by 802.11b at channel 2462MHz	

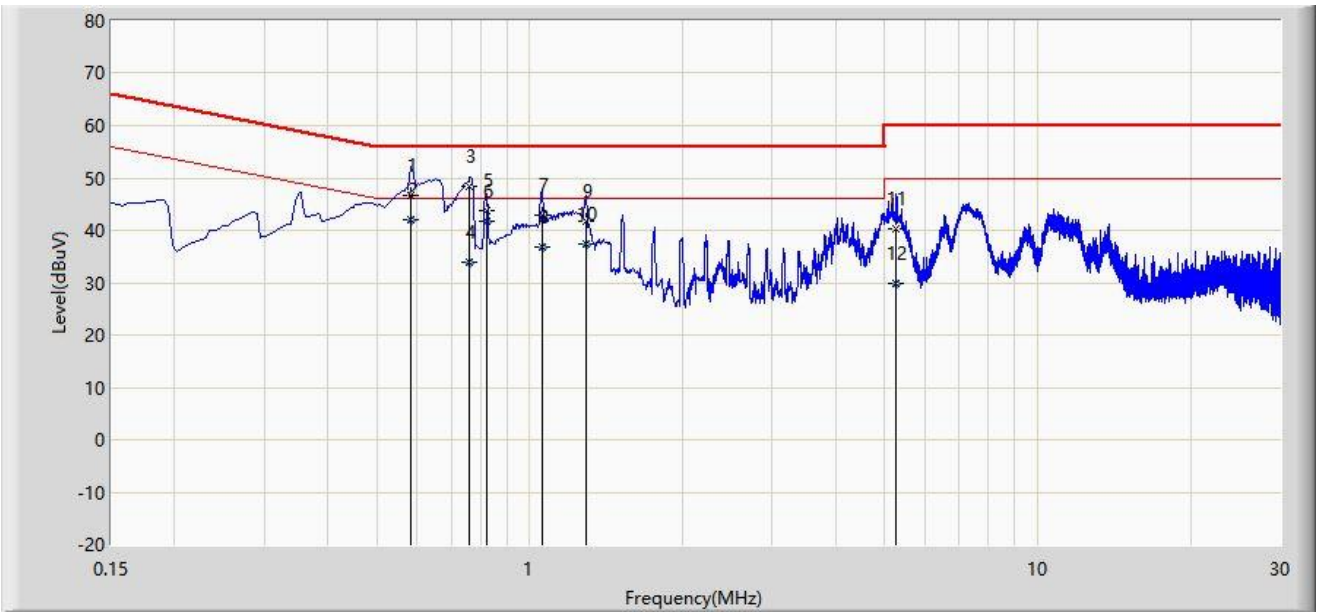

No	Mark	Frequency (MHz)	Measure Level (dBμV)	Reading Level (dBμV)	Margin (dB)	Limit (dBμV)	Factor (dB)	Type
1		0.582	46.697	36.829	-9.303	56.000	9.868	QP
2	*	0.582	42.045	32.176	-3.955	46.000	9.868	AV
3		0.762	48.347	38.385	-7.653	56.000	9.961	QP
4		0.762	33.872	23.911	-12.128	46.000	9.961	AV
5		0.822	43.859	33.871	-12.141	56.000	9.989	QP
6		0.822	41.693	31.705	-4.307	46.000	9.989	AV
7		1.058	42.998	32.927	-13.002	56.000	10.071	QP
8		1.058	36.918	26.847	-9.082	46.000	10.071	AV
9		1.290	41.685	31.611	-14.315	56.000	10.074	QP
10		1.290	37.288	27.215	-8.712	46.000	10.074	AV
11		5.270	40.247	30.080	-19.753	60.000	10.167	QP
12		5.270	29.995	19.828	-20.005	50.000	10.167	AV

Note 1: " * ", means this data is the worst emission level.

Note 2: Measure Level (dBμV) = Reading Level (dBμV) + Factor (dB).

Note 3: Factor (dB) = Cable Loss (dB) + LISN Factor (dB).