RF Test Setup Photo

Description: Front View of Conducted Emission Test Setup - APEX0674

Description: Back View of Conducted Emission Test Setup - APEX0674

Description: Front View of Conducted Emission Test Setup - APEX0675

Description: Back View of Conducted Emission Test Setup - APEX0675



Description: Front View of Conducted Emission Test Setup - APEX0677



Description: Back View of Conducted Emission Test Setup - APEX0677



Description: Front View of Conducted Emission Test Setup - APEX0679



Description: Back View of Conducted Emission Test Setup - APEX0679



Description: Radiated Spurious Emission Test Setup for Below 30MHz

- APEX0674 with ANT-2x2-256O-6



Description: Radiated Spurious Emission Test Setup for Above 1GHz

- APEX0674 with ANT-2x2-256O-6

Description: Radiated Spurious Emission Test Setup for Above 1GHz

- APEX0674 with ANT-2x2-56O-10

Description: Radiated Spurious Emission Test Setup for Above 1GHz

- APEX0674 with ANT-2x2-56D30-14

Description: Radiated Spurious Emission Test Setup for Below 30MHz

- APEX0675



Description: Radiated Spurious Emission Test Setup for Below 1GHz

- APEX0675



Description: Radiated Spurious Emission Test Setup for Above 1GHz

- APEX0675

Description: Radiated Spurious Emission Test Setup for Below 30MHz

- APEX0677



Description: Radiated Spurious Emission Test Setup for Below 1GHz

- APEX0677



Description: Radiated Spurious Emission Test Setup for Above 1GHz

- APEX0677

Description: Radiated Spurious Emission Test Setup for Below 30MHz

- APEX0679



Description: Radiated Spurious Emission Test Setup for Below 1GHz

- APEX0679



Description: Radiated Spurious Emission Test Setup for Above 1GHz

- APEX0679

Description: Conducted Test Setup