Internal & External Photo’s

Model: AP-324 & AP-325

AP-324

AP-325

Bottom of AP

AP-325 Cover Removed



AP-324 Cover Removed



AP-324 Bottom View



AP-325 Bottom View



View under Antenna Plate

Top View of Main Baord PCB



Main Board with Shield Removed (BLE section Labeled)



Close-Up Main Board CPU Shield Removed



Bottom View of the Main Board PCB with Shield



Bottom View of the Main Board with Shields Removed



Radio Cards Removed



Radio Cards removed, CPU Shield Removed



Close-Up Main Board CPU Shield Removed



BlueTooth Section (Shield Removed)

AP-324 5GHz RF Chip (Top)



AP-324 5GHz Card (Shield Removed)



AP-324 5GHz Card (Bottom)



AP-324 5GHz Card Bottom (Plate Removed)



AP-325 5GHz Card (Top)

AP-325 5GHz Card (Top – Shield Removed)



AP-325 5GHz Card (Bottom)

AP-325 5GHz Card (Bottom – Plate Removed)

2.4GHz Card (Top View)
Note: Same card used in the AP-324 & AP-325



2.4GHz Card (Top – Shield Removed)
Note: Same card used in the AP-324 & AP-325

2.4Ghz Card (Bottom View)
Note: Same card used in the AP-324 & AP-325

2.4GHz Card (Bottom – Plate Removed)
Note: Same card used in the AP-324 & AP-325