TEST REPORT ADDENDUM – RADIATED RADIO 1

FROM

Test of: Hewlett Packard Enterprise APIN0344, APIN0345

To: FCC CFR 47 Part 15 Subpart E 15.407, ISED RSS-247

Test Report Serial No.: HPEN111-U12_Radiated Radio 1 DFS Bands Rev A

Issue Date: 22nd August 2017

This report is only valid in conjunction with the reports listed in the above table. Together these reports address the requirements for the type of device operating under the standard as listed.

Master Document Number	Addendum Reports
HPEN111-U12_Master WiFi (DFS Bands)	HPEN111-U12_Conducted WiFi
	HPEN111-U12_Radiated_Radio 0 WiFi
	HPEN111-U12_Radiated_Radio 1 WiFi

This Test Report is Issued Under the Authority of:

MiCOM Labs, Inc.
575 Boulder Court
Pleasanton California 94566
USA
Phone: +1 (925) 462-0304
Fax: +1 (925) 462-0306
www.micomlabs.com

ACCREDITED
TESTING CERT #2381.01

MiCOM Labs is an ISO 17025 Accredited Testing Laboratory

Table of Contents

1. MEASUREMENT AND PRESENTATION OF TEST DATA 3
2. TEST RESULTS 4
2.1. Emissions 4
2.1.1. Radiated Emissions 4
2.1.1.1. TX Spurious & Restricted Band Emissions 7
Antenna: AP-ANT-13B 7
Antenna: AP-ANT-19 10
Antenna: AP-ANT-1W 13
Antenna: AP-ANT-20W 16
Antenna: AP-ANT-40 19
Antenna: AP-ANT-45 22
Antenna: AP-ANT-48 25
Antenna: Metal Sheet 28
2.1.1.2. Restricted Edge & Band-Edge Emissions 31
Antenna: AP-ANT-13B 31
Antenna: AP-ANT-19 38
Antenna: AP-ANT-1W 45
Antenna: AP-ANT-20W 52
Antenna: AP-ANT-40 59
Antenna: AP-ANT-45 66
Antenna: AP-ANT-48 73
Antenna: Metal Sheet 80

A. APPENDIX - GRAPHICAL IMAGES 87
A.1. Emissions 87
A.1.1. Radiated Emissions 87
A.1.1.1. TX Spurious & Restricted Band Emissions 87
Antenna: AP-ANT-13B 87
Antenna: AP-ANT-19 90
Antenna: AP-ANT-1W 93
Antenna: AP-ANT-20W 96
Antenna: AP-ANT-40 99
Antenna: AP-ANT-45 102
Antenna: AP-ANT-48 105
Antenna: Metal Sheet 108
A.1.1.2. Restricted Edge & Band-Edge Emissions 111
Antenna: AP-ANT-13B 111
Antenna: AP-ANT-19 117
Antenna: AP-ANT-1W 123
Antenna: AP-ANT-20W 129
Antenna: AP-ANT-40 135
Antenna: AP-ANT-45 141
Antenna: AP-ANT-48 147
Antenna: Metal Sheet 153

This test report may be reproduced in full only. The document may only be updated by MiCOM Labs personnel. All changes will be noted in the Document History section of the report.

1. MEASUREMENT AND PRESENTATION OF TEST DATA

The measurement and graphical data presented in this test report was generated automatically using state-of-the-art technology creating an easy to read report structure. Numerical measurement data is separated from supporting graphical data (plots) through hyperlinks. Numerical measurement data can be reviewed without scrolling through numerous graphical pages to arrive at the next data matrix.

Plots have been relegated into the Appendix 'Graphical Data' Section of this report

Testing and report automation was performed by MiTest. MiTest is an automated test system developed by MiCOM Labs. MiTest is the first cloud based modular test system enabling end-to-end automation of regulatory compliance testing for regulatory compliance.

This test report may be reproduced in full only. The document may only be updated by MiCOM Labs personnel. All changes will be noted in the Document History section of the report.

2. TEST RESULTS

2.1. Emissions

2.1.1. Radiated Emissions

Radiated Test Conditions for Radiated Spurious and Band-Edge Emissions			
Standard:	FCC CFR 47:15.407	**Ambient Temp. (ºC):**	20.0 - 24.5
Test Heading:	Radiated Spurious and Band-Edge Emissions	**Rel. Humidity (%):**	32 - 45
Standard Section(s):	15.407 (b), 15.205, 15.209	**Pressure (mBars):**	999 - 1001
Reference Document(s):	See Normative References		

Test Procedure for Radiated Spurious and Band-Edge Emissions
Radiated emissions for restricted bands above 1 GHz are measured in the anechoic chamber at a 3-meter distance on every azimuth in both horizontal and vertical polarities. The emissions are recorded and maximized as a function of azimuth by rotation through 360° with a spectrum analyzer in peak hold mode. Depending on the frequency band spanned a notch filter was used to remove the fundamental frequency. The highest emissions relative to the limit are listed for each frequency spanned.
Measurements on any restricted band frequency or frequencies above 1 GHz are based on the use of measurement instrumentation employing peak and average detectors. All measurements were performed using a resolution bandwidth of 1 MHz.

Test configuration and setup for Undesirable Measurement were per the Radiated Test Set-up specified in this document.

15.407 (b) Undesirable emission limits. Except as shown in paragraph (b)(7) of this section, the maximum emissions outside of the frequency bands of operation shall be attenuated in accordance with the following limits:

(1) For transmitters operating in the 5.15-5.25 GHz band: All emissions outside of the 5.15-5.35 GHz band shall not exceed an e.i.r.p. of −27 dBm/MHz.

(2) For transmitters operating in the 5.25-5.35 GHz band: All emissions outside of the 5.15-5.35 GHz band shall not exceed an e.i.r.p. of −27 dBm/MHz.

(3) For transmitters operating in the 5.47-5.725 GHz band: All emissions outside of the 5.47-5.725 GHz band shall not exceed an e.i.r.p. of −27 dBm/MHz.

(4) For transmitters operating in the 5.725-5.85 GHz band: All emissions within the frequency range from the band edge to 10 MHz above or below the band edge shall not exceed an e.i.r.p. of −17 dBm/MHz; for frequencies 10 MHz or greater above or below the band edge, emissions shall not exceed an e.i.r.p. of −27 dBm/MHz.

(5) The emission measurements shall be performed using a minimum resolution bandwidth of 1 MHz. A lower resolution bandwidth may be employed near the band edge, when necessary, provided the measured energy is integrated to show the total power over 1 MHz.

(6) Unwanted emissions below 1 GHz must comply with the general field strength limits set forth in §15.209. Further, any U-NII devices using an AC power line are required to comply also with the conducted limits set forth in §15.207.

(7) The provisions of §15.205 apply to intentional radiators operating under this section.

(8) When measuring the emission limits, the nominal carrier frequency shall be adjusted as close to the upper and lower frequency band edges as the design of the equipment permits.

Limits for Restricted Bands (15.205, 15.209)
Peak emission: 74 dBuV/m
Average emission: 54 dBuV/m

Field Strength Calculation
The field strength is calculated by adding the Antenna Factor and Cable Loss, and subtracting Amplifier Gain from the measured reading. All factors are included in the reported data.
FS = R + AF + CORR - FO

where:
FS = Field Strength
R = Measured Spectrum analyzer Input Amplitude
AF = Antenna Factor
CORR = Correction Factor = CL – AG + NFL
CL = Cable Loss
AG = Amplifier Gain
FO = Distance Falloff Factor
NFL = Notch Filter Loss

Example:
The following formula is used to convert the equipment isotropic radiated power (eirp) to field strength (dBµV/m);

$$E = {1000000 \times \sqrt{30P}}/{3} \ \mu V/m$$

where P is the EIRP in Watts

Therefore: -27 dBm/MHz equates to 68.23 dBuV/m

Conversion between dBmV/m (or dBmV) and mV/m (or mV) are as follows:
Level (dBmV/m) = 20 * Log (level (mV/m))

40 dBmV/m = 100 mV/m
48 dBmV/m = 250 mV/m

Restricted Bands of Operation (15.205)
(a) Except as shown in paragraph (d) of this section, only spurious emissions are permitted in any of the frequency bands listed below:

Frequency Band			
MHz	**MHz**	**MHz**	**GHz**
0.090-0.110	16.42-16.423	399.9-410	4.5-5.15
0.495-0.505	16.69475-16.69525	608-614	5.35-5.46
2.1735-2.1905	16.80425-16.80475	960-1240	7.25-7.75
4.125-4.128	25.5-25.67	1300-1427	8.025-8.5
4.17725-4.17775	37.5-38.25	1435-1626.5	9.0-9.2
4.20725-4.20775	73-74.6	1645.5-1646.5	9.3-9.5
6.215-6.218	74.8-75.2	1660-1710	10.6-12.7
6.26775-6.26825	108-121.94	1718.8-1722.2	13.25-13.4
6.31175-6.31225	123-138	2200-2300	14.47-14.5
8.291-8.294	149.9-150.05	2310-2390	15.35-16.2
8.362-8.366	156.52475-156.52525	2483.5-2500	17.7-21.4
8.37625-8.38675	156.7-156.9	2690-2900	22.01-23.12

8.41425-8.41475	162.0125-167.17	3260-3267	23.6-24.0
12.29-12.293	167.72-173.2	3332-3339	31.2-31.8
12.51975-12.52025	240-285	3345.8-3358	36.43-36.5
12.57675-12.57725	322-335.4	3600-4400	Above 38.6
13.36-13.41			

(b) Except as provided in paragraphs (d) and (e) of this section, the field strength of emissions appearing within these frequency bands shall not exceed the limits shown in §15.209. At frequencies equal to or less than 1000 MHz, compliance with the limits in §15.209 shall be demonstrated using measurement instrumentation employing a CISPR quasi-peak detector. Above 1000 MHz, compliance with the emission limits in §15.209 shall be demonstrated based on the average value of the measured emissions. The provisions in §15.35 apply to these measurements.

(c) Except as provided in paragraphs (d) and (e) of this section, regardless of the field strength limits specified elsewhere in this subpart, the provisions of this section apply to emissions from any intentional radiator.

(d) The following devices are exempt from the requirements of this section:

(1) Swept frequency field disturbance sensors operating between 1.705 and 37 MHz provided their emissions only sweep through the bands listed in paragraph (a) of this section, the sweep is never stopped with the fundamental emission within the bands listed in paragraph (a) of this section, and the fundamental emission is outside of the bands listed in paragraph (a) of this section more than 99% of the time the device is actively transmitting, without compensation for duty cycle.

(2) Transmitters used to detect buried electronic markers at 101.4 kHz which are employed by telephone companies.

(3) Cable locating equipment operated pursuant to §15.213.

(4) Any equipment operated under the provisions of §15.253, 15.255, and 15.256 in the frequency band 75-85 GHz, or §15.257 of this part.

(5) Biomedical telemetry devices operating under the provisions of §15.242 of this part are not subject to the restricted band 608-614 MHz but are subject to compliance within the other restricted bands.

(6) Transmitters operating under the provisions of subparts D or F of this part.

(7) Devices operated pursuant to §15.225 are exempt from complying with this section for the 13.36-13.41 MHz band only.

(8) Devices operated in the 24.075-24.175 GHz band under §15.245 are exempt from complying with the requirements of this section for the 48.15-48.35 GHz and 72.225-72.525 GHz bands only, and shall not exceed the limits specified in §15.245(b).

(9) Devices operated in the 24.0-24.25 GHz band under §15.249 are exempt from complying with the requirements of this section for the 48.0-48.5 GHz and 72.0-72.75 GHz bands only, and shall not exceed the limits specified in §15.249(a).

(e) Harmonic emissions appearing in the restricted bands above 17.7 GHz from field disturbance sensors operating under the provisions of §15.245 shall not exceed the limits specified in §15.245(b).

2.1.1.1. TX Spurious & Restricted Band Emissions

Antenna: AP-ANT-13B

Equipment Configuration for TX Spurious & Restricted Band Emissions

Antenna:	Aruba AP-ANT-13B	**Variant:**	802.11a
Antenna Gain (dBi):	4.00	**Modulation:**	OFDM
Beam Forming Gain (Y):	Not Applicable	**Duty Cycle (%):**	99
Channel Frequency (MHz):	5260.00	**Data Rate:**	6.00 MBit/s
Power Setting:	100	**Tested By:**	JMH

Test Measurement Results

1000.00 - 18000.00 MHz												
Num	**Frequency MHz**	**Raw dBµV**	**Cable Loss dB**	**AF dB**	**Level dBµV/m**	**Measurement Type**	**Pol**	**Hgt cm**	**Azt Deg**	**Limit dBµV/m**	**Margin dB**	**Pass /Fail**
#1	5254.60	82.23	3.64	-11.32	74.55	Fundamental	Horizontal	100	0	--	--	
#2	15781.44	55.67	6.00	0.09	61.76	Max Peak	Vertical	112	40	68.2	-6.5	Pass
#3	15781.44	42.89	6.00	0.09	48.98	Max Avg	Vertical	112	40	54.0	-5.0	Pass
Test Notes: EUT powered by AC/DC PS. Connected to laptop outside chamber via telnet software. Annotation: 5GL, 5GH Mode 2 Radio 1 CH52 a mode.												

This test report may be reproduced in full only. The document may only be updated by MiCOM Labs personnel. All changes will be noted in the Document History section of the report.

Equipment Configuration for TX Spurious & Restricted Band Emissions

Antenna:	Aruba AP-ANT-13B	**Variant:**	802.11a
Antenna Gain (dBi):	4.00	**Modulation:**	OFDM
Beam Forming Gain (Y):	Not Applicable	**Duty Cycle (%):**	99
Channel Frequency (MHz):	5280.00	**Data Rate:**	6.00 MBit/s
Power Setting:	100	**Tested By:**	JMH

Test Measurement Results

1000.00 - 18000.00 MHz												
Num	**Frequency MHz**	**Raw dBµV**	**Cable Loss dB**	**AF dB**	**Level dBµV/m**	**Measurement Type**	**Pol**	**Hgt cm**	**Azt Deg**	**Limit dBµV/m**	**Margin dB**	**Pass /Fail**
#1	5274.44	84.79	3.71	-11.22	77.28	Fundamental	Horizontal	100	0	--	--	
#2	15833.48	54.24	5.97	0.03	60.24	Max Peak	Horizontal	120	313	68.2	-8.0	Pass
#3	15833.48	40.31	5.97	0.03	46.31	Max Avg	Horizontal	120	313	54.0	-7.7	Pass

Test Notes: EUT powered by AC/DC PS. Connected to laptop outside chamber via telnet software. Annotation: 5GL, 5GH Mode 2 Radio 1 CH56 a mode.

This test report may be reproduced in full only. The document may only be updated by MiCOM Labs personnel. All changes will be noted in the Document History section of the report.

Equipment Configuration for TX Spurious & Restricted Band Emissions

Antenna:	Aruba AP-ANT-13B	**Variant:**	802.11a
Antenna Gain (dBi):	4.00	**Modulation:**	OFDM
Beam Forming Gain (Y):	Not Applicable	**Duty Cycle (%):**	99
Channel Frequency (MHz):	5320.00	**Data Rate:**	6.00 MBit/s
Power Setting:	66	**Tested By:**	JMH

Test Measurement Results

1000.00 - 18000.00 MHz												
Num	**Frequency MHz**	**Raw dBµV**	**Cable Loss dB**	**AF dB**	**Level dBµV/m**	**Measurement Type**	**Pol**	**Hgt cm**	**Azt Deg**	**Limit dBµV/m**	**Margin dB**	**Pass /Fail**
#1	5318.21	74.15	3.75	-11.07	66.83	Fundamental	Vertical	100	0	--	--	
Test Notes: EUT powered by AC/DC PS. Connected to laptop outside chamber via telnet software. Annotation: 5GL, 5GH Mode 2 Radio 1 CH64 a mode.												

This test report may be reproduced in full only. The document may only be updated by MiCOM Labs personnel. All changes will be noted in the Document History section of the report.

Antenna: AP-ANT-19

Equipment Configuration for TX Spurious & Restricted Band Emissions

Antenna:	Aruba AP-ANT-19	**Variant:**	802.11a
Antenna Gain (dBi):	6.00	**Modulation:**	OFDM
Beam Forming Gain (Y):	Not Applicable	**Duty Cycle (%):**	99
Channel Frequency (MHz):	5260.00	**Data Rate:**	6.00 MBit/s
Power Setting:	72	**Tested By:**	JMH

Test Measurement Results

1000.00 - 18000.00 MHz												
Num	**Frequency MHz**	**Raw dBµV**	**Cable Loss dB**	**AF dB**	**Level dBµV/m**	**Measurement Type**	**Pol**	**Hgt cm**	**Azt Deg**	**Limit dBµV/m**	**Margin dB**	**Pass /Fail**
#1	5259.23	85.50	3.65	-11.29	77.86	Fundamental	Vertical	151	0	--	--	
#2	15781.58	51.53	6.00	0.09	57.62	Max Peak	Vertical	191	78	68.2	-10.6	Pass
#3	15781.58	35.17	6.00	0.09	41.26	Max Avg	Vertical	191	78	54.0	-12.7	Pass
Test Notes: EUT powered by AC/DC PS. Connected to laptop outside chamber via telnet software. Annotation: 5GL, 5GH Mode 2 Radio 1 CH52 a mode.												

This test report may be reproduced in full only. The document may only be updated by MiCOM Labs personnel. All changes will be noted in the Document History section of the report.

Equipment Configuration for TX Spurious & Restricted Band Emissions

Antenna:	Aruba AP-ANT-19	**Variant:**	802.11a
Antenna Gain (dBi):	6.00	**Modulation:**	OFDM
Beam Forming Gain (Y):	Not Applicable	**Duty Cycle (%):**	99
Channel Frequency (MHz):	5300.00	**Data Rate:**	6.00 MBit/s
Power Setting:	72	**Tested By:**	JMH

Test Measurement Results

1000.00 - 18000.00 MHz												
Num	**Frequency MHz**	**Raw dBµV**	**Cable Loss dB**	**AF dB**	**Level dBµV/m**	**Measurement Type**	**Pol**	**Hgt cm**	**Azt Deg**	**Limit dBµV/m**	**Margin dB**	**Pass /Fail**
#1	5299.36	84.85	3.81	-11.09	77.57	Fundamental	Vertical	151	0	--	--	
Test Notes: EUT powered by AC/DC PS. Connected to laptop outside chamber via telnet software. Annotation: 5GL, 5GH Mode 2 Radio 1 CH60 a mode.												

This test report may be reproduced in full only. The document may only be updated by MiCOM Labs personnel. All changes will be noted in the Document History section of the report.

Equipment Configuration for TX Spurious & Restricted Band Emissions

Antenna:	Aruba AP-ANT-19	**Variant:**	802.11a
Antenna Gain (dBi):	6.00	**Modulation:**	OFDM
Beam Forming Gain (Y):	Not Applicable	**Duty Cycle (%):**	99
Channel Frequency (MHz):	5320.00	**Data Rate:**	6.00 MBit/s
Power Setting:	66	**Tested By:**	JMH

Test Measurement Results

1000.00 - 18000.00 MHz												
Num	**Frequency MHz**	**Raw dBµV**	**Cable Loss dB**	**AF dB**	**Level dBµV/m**	**Measurement Type**	**Pol**	**Hgt cm**	**Azt Deg**	**Limit dBµV/m**	**Margin dB**	**Pass /Fail**
#1	5318.22	79.08	3.75	-11.07	71.76	Fundamental	Vertical	151	0	--	--	
Test Notes: EUT powered by AC/DC PS. Connected to laptop outside chamber via telnet software. Annotation: 5GL, 5GH Mode 2 Radio 1 CH64 a mode.												

This test report may be reproduced in full only. The document may only be updated by MiCOM Labs personnel. All changes will be noted in the Document History section of the report.

Antenna: AP-ANT-1W

Equipment Configuration for TX Spurious & Restricted Band Emissions

Antenna:	Aruba AP-ANT-1W	**Variant:**	802.11a
Antenna Gain (dBi):	5.80	**Modulation:**	OFDM
Beam Forming Gain (Y):	Not Applicable	**Duty Cycle (%):**	99
Channel Frequency (MHz):	5260.00	**Data Rate:**	6.00 MBit/s
Power Setting:	72	**Tested By:**	JMH

Test Measurement Results

1000.00 - 18000.00 MHz												
Num	**Frequency MHz**	**Raw dBµV**	**Cable Loss dB**	**AF dB**	**Level dBµV/m**	**Measurement Type**	**Pol**	**Hgt cm**	**Azt Deg**	**Limit dBµV/m**	**Margin dB**	**Pass /Fail**
#1	5264.30	80.22	3.67	-11.27	72.62	Fundamental	Vertical	100	0	--	--	
Test Notes: EUT powered by AC/DC PS. Connected to laptop outside chamber via telnet software. Annotation: 5GL, 5GH Mode 2 Radio 1 CH52 a mode.												

This test report may be reproduced in full only. The document may only be updated by MiCOM Labs personnel. All changes will be noted in the Document History section of the report.

Equipment Configuration for TX Spurious & Restricted Band Emissions

Antenna:	Aruba AP-ANT-1W	**Variant:**	802.11a
Antenna Gain (dBi):	5.80	**Modulation:**	OFDM
Beam Forming Gain (Y):	Not Applicable	**Duty Cycle (%):**	99
Channel Frequency (MHz):	5300.00	**Data Rate:**	6.00 MBit/s
Power Setting:	72	**Tested By:**	JMH

Test Measurement Results

1000.00 - 18000.00 MHz												
Num	**Frequency MHz**	**Raw dBµV**	**Cable Loss dB**	**AF dB**	**Level dBµV/m**	**Measurement Type**	**Pol**	**Hgt cm**	**Azt Deg**	**Limit dBµV/m**	**Margin dB**	**Pass /Fail**
#1	5301.35	81.20	3.81	-11.09	73.92	Fundamental	Vertical	100	142	--	--	
Test Notes: EUT powered by AC/DC PS. Connected to laptop outside chamber via telnet software. Annotation: 5GL, 5GH Mode 2 Radio 1 CH60 a mode.												

This test report may be reproduced in full only. The document may only be updated by MiCOM Labs personnel. All changes will be noted in the Document History section of the report.

Equipment Configuration for TX Spurious & Restricted Band Emissions

Antenna:	Aruba AP-ANT-1W	**Variant:**	802.11a
Antenna Gain (dBi):	5.80	**Modulation:**	OFDM
Beam Forming Gain (Y):	Not Applicable	**Duty Cycle (%):**	99
Channel Frequency (MHz):	5320.00	**Data Rate:**	6.00 MBit/s
Power Setting:	65	**Tested By:**	JMH

Test Measurement Results

1000.00 - 18000.00 MHz												
Num	**Frequency MHz**	**Raw dBµV**	**Cable Loss dB**	**AF dB**	**Level dBµV/m**	**Measurement Type**	**Pol**	**Hgt cm**	**Azt Deg**	**Limit dBµV/m**	**Margin dB**	**Pass /Fail**
#1	5323.29	76.47	3.75	-11.06	69.16	Fundamental	Vertical	100	163	--	--	
Test Notes: EUT powered by AC/DC PS. Connected to laptop outside chamber via telnet software. Annotation: 5GL, 5GH Mode 2 Radio 1 CH64 a mode.												

This test report may be reproduced in full only. The document may only be updated by MiCOM Labs personnel. All changes will be noted in the Document History section of the report.

Antenna: AP-ANT-20W

Equipment Configuration for TX Spurious & Restricted Band Emissions

Antenna:	Aruba AP-ANT-20W	**Variant:**	802.11a
Antenna Gain (dBi):	2.00	**Modulation:**	OFDM
Beam Forming Gain (Y):	Not Applicable	**Duty Cycle (%):**	99
Channel Frequency (MHz):	5260.00	**Data Rate:**	6.00 MBit/s
Power Setting:	72	**Tested By:**	JMH

Test Measurement Results

1000.00 - 18000.00 MHz												
Num	**Frequency MHz**	**Raw dBµV**	**Cable Loss dB**	**AF dB**	**Level dBµV/m**	**Measurement Type**	**Pol**	**Hgt cm**	**Azt Deg**	**Limit dBµV/m**	**Margin dB**	**Pass /Fail**
#1	5261.33	78.09	3.66	-11.29	70.46	Fundamental	Vertical	100	0	--	--	
Test Notes: EUT powered by AC/DC PS. Connected to laptop outside chamber via telnet software. Annotation: 5GL, 5GH Mode 2 Radio 1 CH52 a mode.												

This test report may be reproduced in full only. The document may only be updated by MiCOM Labs personnel. All changes will be noted in the Document History section of the report.

Equipment Configuration for TX Spurious & Restricted Band Emissions

Antenna:	Aruba AP-ANT-20W	**Variant:**	802.11a
Antenna Gain (dBi):	2.00	**Modulation:**	OFDM
Beam Forming Gain (Y):	Not Applicable	**Duty Cycle (%):**	99
Channel Frequency (MHz):	5300.00	**Data Rate:**	6.00 MBit/s
Power Setting:	72	**Tested By:**	JMH

Test Measurement Results

1000.00 - 18000.00 MHz												
Num	**Frequency MHz**	**Raw dBµV**	**Cable Loss dB**	**AF dB**	**Level dBµV/m**	**Measurement Type**	**Pol**	**Hgt cm**	**Azt Deg**	**Limit dBµV/m**	**Margin dB**	**Pass /Fail**
#1	5302.01	76.66	3.81	-11.08	69.39	Fundamental	Vertical	100	0	--	--	
Test Notes: EUT powered by AC/DC PS. Connected to laptop outside chamber via telnet software. Annotation: 5GL, 5GH Mode 2 Radio 1 CH60 a mode.												

This test report may be reproduced in full only. The document may only be updated by MiCOM Labs personnel. All changes will be noted in the Document History section of the report.

Equipment Configuration for TX Spurious & Restricted Band Emissions

Antenna:	Aruba AP-ANT-20W	**Variant:**	802.11a
Antenna Gain (dBi):	2.00	**Modulation:**	OFDM
Beam Forming Gain (Y):	Not Applicable	**Duty Cycle (%):**	99
Channel Frequency (MHz):	5320.00	**Data Rate:**	6.00 MBit/s
Power Setting:	72	**Tested By:**	JMH

Test Measurement Results

1000.00 - 18000.00 MHz												
Num	**Frequency MHz**	**Raw dBµV**	**Cable Loss dB**	**AF dB**	**Level dBµV/m**	**Measurement Type**	**Pol**	**Hgt cm**	**Azt Deg**	**Limit dBµV/m**	**Margin dB**	**Pass /Fail**
#1	5322.41	71.53	3.75	-11.06	64.22	Fundamental	Vertical	100	0	--	--	
Test Notes: EUT powered by AC/DC PS. Connected to laptop outside chamber via telnet software. Annotation: 5GL, 5GH Mode 2 Radio 1 CH64 a mode.												

This test report may be reproduced in full only. The document may only be updated by MiCOM Labs personnel. All changes will be noted in the Document History section of the report.

Antenna: AP-ANT-40

Equipment Configuration for TX Spurious & Restricted Band Emissions

Antenna:	Aruba AP-ANT-40	**Variant:**	802.11a
Antenna Gain (dBi):	5.00	**Modulation:**	OFDM
Beam Forming Gain (Y):	Not Applicable	**Duty Cycle (%):**	99
Channel Frequency (MHz):	5260.00	**Data Rate:**	6.00 MBit/s
Power Setting:	72	**Tested By:**	JMH

Test Measurement Results

1000.00 - 18000.00 MHz												
Num	**Frequency MHz**	**Raw dBµV**	**Cable Loss dB**	**AF dB**	**Level dBµV/m**	**Measurement Type**	**Pol**	**Hgt cm**	**Azt Deg**	**Limit dBµV/m**	**Margin dB**	**Pass /Fail**
#1	5252.68	80.39	3.64	-11.33	72.70	Fundamental	Horizontal	100	53	--	--	
Test Notes: EUT powered by AC/DC PS. Connected to laptop outside chamber via telnet software. Annotation: 5GL, 5GH Mode 2 Radio 1 CH52 a mode.												

This test report may be reproduced in full only. The document may only be updated by MiCOM Labs personnel. All changes will be noted in the Document History section of the report.

Equipment Configuration for TX Spurious & Restricted Band Emissions

Antenna:	Aruba AP-ANT-40	**Variant:**	802.11a
Antenna Gain (dBi):	5.00	**Modulation:**	OFDM
Beam Forming Gain (Y):	Not Applicable	**Duty Cycle (%):**	99
Channel Frequency (MHz):	5300.00	**Data Rate:**	6.00 MBit/s
Power Setting:	72	**Tested By:**	JMH

Test Measurement Results

1000.00 - 18000.00 MHz												
Num	**Frequency MHz**	**Raw dBµV**	**Cable Loss dB**	**AF dB**	**Level dBµV/m**	**Measurement Type**	**Pol**	**Hgt cm**	**Azt Deg**	**Limit dBµV/m**	**Margin dB**	**Pass /Fail**
#1	5295.29	80.89	3.78	-11.12	73.55	Fundamental	Horizontal	100	35	--	--	
Test Notes: EUT powered by AC/DC PS. Connected to laptop outside chamber via telnet software. Annotation: 5GL, 5GH Mode 2 Radio 1 CH60 a mode.												

This test report may be reproduced in full only. The document may only be updated by MiCOM Labs personnel. All changes will be noted in the Document History section of the report.

Equipment Configuration for TX Spurious & Restricted Band Emissions

Antenna:	Aruba AP-ANT-40	**Variant:**	802.11a
Antenna Gain (dBi):	5.00	**Modulation:**	OFDM
Beam Forming Gain (Y):	Not Applicable	**Duty Cycle (%):**	99
Channel Frequency (MHz):	5320.00	**Data Rate:**	6.00 MBit/s
Power Setting:	72	**Tested By:**	JMH

Test Measurement Results

1000.00 - 18000.00 MHz												
Num	**Frequency MHz**	**Raw dBµV**	**Cable Loss dB**	**AF dB**	**Level dBµV/m**	**Measurement Type**	**Pol**	**Hgt cm**	**Azt Deg**	**Limit dBµV/m**	**Margin dB**	**Pass /Fail**
#1	5312.49	76.55	3.76	-11.07	69.24	Fundamental	Horizontal	100	81	--	--	
Test Notes: EUT powered by AC/DC PS. Connected to laptop outside chamber via telnet software. Annotation: 5GL, 5GH Mode 2 Radio 1 CH64 a mode.												

This test report may be reproduced in full only. The document may only be updated by MiCOM Labs personnel. All changes will be noted in the Document History section of the report.

Antenna: AP-ANT-45

Equipment Configuration for TX Spurious & Restricted Band Emissions

Antenna:	Aruba AP-ANT-45	**Variant:**	802.11a
Antenna Gain (dBi):	5.50	**Modulation:**	OFDM
Beam Forming Gain (Y):	Not Applicable	**Duty Cycle (%):**	99
Channel Frequency (MHz):	5260.00	**Data Rate:**	6.00 MBit/s
Power Setting:	72	**Tested By:**	OC

Test Measurement Results

1000.00 - 18000.00 MHz												
Num	**Frequency MHz**	**Raw dBµV**	**Cable Loss dB**	**AF dB**	**Level dBµV/m**	**Measurement Type**	**Pol**	**Hgt cm**	**Azt Deg**	**Limit dBµV/m**	**Margin dB**	**Pass /Fail**
#1	5266.29	75.28	3.68	-11.26	67.70	Fundamental	Horizontal	100	9	--	--	
#2	15771.08	50.67	5.97	0.11	56.75	Max Peak	Vertical	157	70	68.2	-11.5	Pass
#3	15771.08	36.24	5.97	0.11	42.32	Max Avg	Vertical	157	70	54.0	-11.7	Pass
Test Notes: EUT powered by AC/DC PS. Connected to laptop outside chamber via telnet software. Annotation: 5GL, 5GH Mode 2 Radio 1 CH52 a mode.												

This test report may be reproduced in full only. The document may only be updated by MiCOM Labs personnel. All changes will be noted in the Document History section of the report.

Equipment Configuration for TX Spurious & Restricted Band Emissions

Antenna:	Aruba AP-ANT-45	**Variant:**	802.11a
Antenna Gain (dBi):	5.50	**Modulation:**	OFDM
Beam Forming Gain (Y):	Not Applicable	**Duty Cycle (%):**	99
Channel Frequency (MHz):	5300.00	**Data Rate:**	6.00 MBit/s
Power Setting:	72	**Tested By:**	OC

Test Measurement Results

1000.00 - 18000.00 MHz												
Num	**Frequency MHz**	**Raw dBµV**	**Cable Loss dB**	**AF dB**	**Level dBµV/m**	**Measurement Type**	**Pol**	**Hgt cm**	**Azt Deg**	**Limit dBµV/m**	**Margin dB**	**Pass /Fail**
#1	5298.04	73.71	3.81	-11.10	66.42	Fundamental	Horizontal	100	43	--	--	

Test Notes: EUT powered by AC/DC PS. Connected to laptop outside chamber via telnet software. Annotation: 5GL, 5GH Mode 2 Radio 1 CH60 a mode.

This test report may be reproduced in full only. The document may only be updated by MiCOM Labs personnel. All changes will be noted in the Document History section of the report.

Equipment Configuration for TX Spurious & Restricted Band Emissions

Antenna:	Aruba AP-ANT-45	**Variant:**	802.11a
Antenna Gain (dBi):	5.50	**Modulation:**	OFDM
Beam Forming Gain (Y):	Not Applicable	**Duty Cycle (%):**	99
Channel Frequency (MHz):	5320.00	**Data Rate:**	6.00 MBit/s
Power Setting:	60	**Tested By:**	OC

Test Measurement Results

1000.00 - 18000.00 MHz												
Num	**Frequency MHz**	**Raw dBµV**	**Cable Loss dB**	**AF dB**	**Level dBµV/m**	**Measurement Type**	**Pol**	**Hgt cm**	**Azt Deg**	**Limit dBµV/m**	**Margin dB**	**Pass /Fail**
#1	5326.71	66.07	3.72	-11.06	58.73	Fundamental	Horizontal	100	62	--	--	
Test Notes: EUT powered by AC/DC PS. Connected to laptop outside chamber via telnet software. Annotation: 5GL, 5GH Mode 2 Radio 1 CH64 a mode.												

This test report may be reproduced in full only. The document may only be updated by MiCOM Labs personnel. All changes will be noted in the Document History section of the report.

Antenna: AP-ANT-48

Equipment Configuration for TX Spurious & Restricted Band Emissions

Antenna:	Aruba AP-ANT-48	**Variant:**	802.11a
Antenna Gain (dBi):	8.50	**Modulation:**	OFDM
Beam Forming Gain (Y):	Not Applicable	**Duty Cycle (%):**	99
Channel Frequency (MHz):	5260.00	**Data Rate:**	6.00 MBit/s
Power Setting:	72	**Tested By:**	JMH

Test Measurement Results

1000.00 - 18000.00 MHz												
Num	**Frequency MHz**	**Raw dBµV**	**Cable Loss dB**	**AF dB**	**Level dBµV/m**	**Measurement Type**	**Pol**	**Hgt cm**	**Azt Deg**	**Limit dBµV/m**	**Margin dB**	**Pass /Fail**
#1	5264.41	83.70	3.67	-11.27	76.10	Fundamental	Horizontal	100	0	--	--	
Test Notes: EUT powered by AC/DC PS. Connected to laptop outside chamber via telnet software. Annotation: 5GL, 5GH Mode 2 Radio 1 CH52 a mode.												

This test report may be reproduced in full only. The document may only be updated by MiCOM Labs personnel. All changes will be noted in the Document History section of the report.

Equipment Configuration for TX Spurious & Restricted Band Emissions

Antenna:	Aruba AP-ANT-48	**Variant:**	802.11a
Antenna Gain (dBi):	8.50	**Modulation:**	OFDM
Beam Forming Gain (Y):	Not Applicable	**Duty Cycle (%):**	99
Channel Frequency (MHz):	5300.00	**Data Rate:**	6.00 MBit/s
Power Setting:	72	**Tested By:**	JMH

Test Measurement Results

1000.00 - 18000.00 MHz												
Num	**Frequency MHz**	**Raw dBµV**	**Cable Loss dB**	**AF dB**	**Level dBµV/m**	**Measurement Type**	**Pol**	**Hgt cm**	**Azt Deg**	**Limit dBµV/m**	**Margin dB**	**Pass /Fail**
#1	5304.43	83.09	3.80	-11.08	75.81	Fundamental	Vertical	100	0	--	--	
Test Notes: EUT powered by AC/DC PS. Connected to laptop outside chamber via telnet software. Annotation: 5GL, 5GH Mode 2 Radio 1 CH60 a mode.												

This test report may be reproduced in full only. The document may only be updated by MiCOM Labs personnel. All changes will be noted in the Document History section of the report.

Equipment Configuration for TX Spurious & Restricted Band Emissions

Antenna:	Aruba AP-ANT-48	**Variant:**	802.11a
Antenna Gain (dBi):	8.50	**Modulation:**	OFDM
Beam Forming Gain (Y):	Not Applicable	**Duty Cycle (%):**	99
Channel Frequency (MHz):	5320.00	**Data Rate:**	6.00 MBit/s
Power Setting:	65	**Tested By:**	JMH

Test Measurement Results

1000.00 - 18000.00 MHz												
Num	**Frequency MHz**	**Raw dBµV**	**Cable Loss dB**	**AF dB**	**Level dBµV/m**	**Measurement Type**	**Pol**	**Hgt cm**	**Azt Deg**	**Limit dBµV/m**	**Margin dB**	**Pass /Fail**
#1	5315.36	78.20	3.76	-11.07	70.89	Fundamental	Horizontal	100	0	--	--	
Test Notes: EUT powered by AC/DC PS. Connected to laptop outside chamber via telnet software. Annotation: 5GL, 5GH Mode 2 Radio 1 CH64 a mode.												

This test report may be reproduced in full only. The document may only be updated by MiCOM Labs personnel. All changes will be noted in the Document History section of the report.

Antenna: Metal Sheet

Equipment Configuration for TX Spurious & Restricted Band Emissions

Antenna:	Aruba Metal Sheet	**Variant:**	802.11a
Antenna Gain (dBi):	2.70	**Modulation:**	OFDM
Beam Forming Gain (Y):	Not Applicable	**Duty Cycle (%):**	99
Channel Frequency (MHz):	5260.00	**Data Rate:**	6.00 MBit/s
Power Setting:	100	**Tested By:**	JMH

Test Measurement Results

1000.00 - 18000.00 MHz												
Num	**Frequency MHz**	**Raw dBµV**	**Cable Loss dB**	**AF dB**	**Level dBµV/m**	**Measurement Type**	**Pol**	**Hgt cm**	**Azt Deg**	**Limit dBµV/m**	**Margin dB**	**Pass /Fail**
#1	5262.65	80.16	3.67	-11.28	72.55	Fundamental	Vertical	100	0	--	--	
#2	15768.79	58.63	5.96	0.11	64.70	Max Peak	Vertical	146	182	68.2	-3.5	Pass
#3	15768.79	45.72	5.96	0.11	51.79	Max Avg	Vertical	146	182	54.0	-2.2	Pass
Test Notes: EUT powered by AC/DC PS. Connected to laptop outside chamber via telnet software. Annotation: 5GL, 5GH Mode 2 Radio 1 CH52 a mode.												

This test report may be reproduced in full only. The document may only be updated by MiCOM Labs personnel. All changes will be noted in the Document History section of the report.

Equipment Configuration for TX Spurious & Restricted Band Emissions

Antenna:	Aruba Metal Sheet	**Variant:**	802.11a
Antenna Gain (dBi):	2.70	**Modulation:**	OFDM
Beam Forming Gain (Y):	Not Applicable	**Duty Cycle (%):**	99
Channel Frequency (MHz):	5300.00	**Data Rate:**	6.00 MBit/s
Power Setting:	100	**Tested By:**	JMH

Test Measurement Results

1000.00 - 18000.00 MHz												
Num	**Frequency MHz**	**Raw dBµV**	**Cable Loss dB**	**AF dB**	**Level dBµV/m**	**Measurement Type**	**Pol**	**Hgt cm**	**Azt Deg**	**Limit dBµV/m**	**Margin dB**	**Pass /Fail**
#1	5292.20	79.13	3.76	-11.13	71.76	Fundamental	Horizontal	151	0	--	--	
#2	15900.48	56.61	5.99	0.18	62.78	Max Peak	Vertical	149	185	68.2	-5.5	Pass
#3	15900.48	43.75	5.99	0.18	49.92	Max Avg	Vertical	149	185	54.0	-4.1	Pass
Test Notes: EUT powered by AC/DC PS. Connected to laptop outside chamber via telnet software. Annotation: 5GL, 5GH Mode 2 Radio 1 CH60 a mode.												

This test report may be reproduced in full only. The document may only be updated by MiCOM Labs personnel. All changes will be noted in the Document History section of the report.

Equipment Configuration for TX Spurious & Restricted Band Emissions

Antenna:	Aruba Metal Sheet	**Variant:**	802.11a
Antenna Gain (dBi):	2.70	**Modulation:**	OFDM
Beam Forming Gain (Y):	Not Applicable	**Duty Cycle (%):**	99
Channel Frequency (MHz):	5320.00	**Data Rate:**	6.00 MBit/s
Power Setting:	63	**Tested By:**	JMH

Test Measurement Results

1000.00 - 18000.00 MHz												
Num	**Frequency MHz**	**Raw dBµV**	**Cable Loss dB**	**AF dB**	**Level dBµV/m**	**Measurement Type**	**Pol**	**Hgt cm**	**Azt Deg**	**Limit dBµV/m**	**Margin dB**	**Pass /Fail**
#1	5322.52	71.83	3.75	-11.06	64.52	Fundamental	Horizontal	100	0	--	--	
Test Notes: EUT powered by AC/DC PS. Connected to laptop outside chamber via telnet software. Annotation: 5GL, 5GH Mode 2 Radio 1 CH64 a mode.												

This test report may be reproduced in full only. The document may only be updated by MiCOM Labs personnel. All changes will be noted in the Document History section of the report.

2.1.1.2. Restricted Edge & Band-Edge Emissions

Antenna: AP-ANT-13B

RESULTS SUMMARY FOR RADIATED BAND-EDGE EMISSIONS

5250 - 5350 MHz

Aruba AP-ANT-13B		Band-Edge Freq	Limit 68.2dBµV/m	Limit 54.0dBµV/m	Power Setting
Operational Mode	Operating Frequency (MHz)	MHz	dBµV/m	dBµV/m	
802.11a	5320.00	5350.00	67.22	46.85	65
802.11ac-80	5290.00	5350.00	67.81	48.04	52
802.11n HT-20	5320.00	5350.00	66.87	47.06	68
802.11n HT-40	5310.00	5350.00	66.46	44.70	55
802.11ac-80+80	5210.00 + 5290.00	5150.00	65.58	45.15	14 d
802.11ac-80+80	5210.00 + 5290.00	5350.00	64.42	45.22	14 d

Click on the links to view the data.

This test report may be reproduced in full only. The document may only be updated by MiCOM Labs personnel. All changes will be noted in the Document History section of the report.

Equipment Configuration for Restricted Lower Band-Edge Emissions

Antenna:	Aruba AP-ANT-13B	**Variant:**	802.11a
Antenna Gain (dBi):	4.00	**Modulation:**	OFDM
Beam Forming Gain (Y):	Not Applicable	**Duty Cycle (%):**	99
Channel Frequency (MHz):	5320.00	**Data Rate:**	6.00 MBit/s
Power Setting:	65	**Tested By:**	JMH

Test Measurement Results

5300.00 - 5460.00 MHz												
Num	**Frequency MHz**	**Raw dBµV**	**Cable Loss dB**	**AF dB**	**Level dBµV/m**	**Measurement Type**	**Pol**	**Hgt cm**	**Azt Deg**	**Limit dBµV/m**	**Margin dB**	**Pass /Fail**
#1	5350.00	8.64	3.70	34.51	46.85	Max Avg	Horizontal	119	329	54.0	-7.2	Pass
#2	5350.00	29.01	3.70	34.51	67.22	Max Peak	Horizontal	119	329	68.2	-1.0	Pass
#3	5350.00	--	--	--	--	RBE	--	--	--	--	--	--
Test Notes: EUT powered by AC/DC PS. Connected to laptop outside chamber via telnet software. Annotation: 5GL, 5GH Mode 2 Radio 1 CH64 a mode.												

RBE – Restricted Band-Edge

Equipment Configuration for Restricted Lower Band-Edge Emissions

Antenna:	Aruba AP-ANT-13B	**Variant:**	802.11ac-80
Antenna Gain (dBi):	4.00	**Modulation:**	OFDM
Beam Forming Gain (Y):	6	**Duty Cycle (%):**	99
Channel Frequency (MHz):	5290.00	**Data Rate:**	29.30 MBit/s
Power Setting:	52	**Tested By:**	JMH

Test Measurement Results

5300.00 - 5460.00 MHz												
Num	**Frequency MHz**	**Raw dBµV**	**Cable Loss dB**	**AF dB**	**Level dBµV/m**	**Measurement Type**	**Pol**	**Hgt cm**	**Azt Deg**	**Limit dBµV/m**	**Margin dB**	**Pass /Fail**
#1	5350.00	9.83	3.70	34.51	48.04	Max Avg	Horizontal	119	329	54.0	-6.0	Pass
#3	5350.32	29.60	3.70	34.51	67.81	Max Peak	Horizontal	119	329	68.2	-0.4	Pass
#2	5350.00	--	--	--	--	RBE	--	--	--	--	--	--
Test Notes: EUT powered by AC/DC PS. Connected to laptop outside chamber via telnet software. Annotation: 5GL, 5GH Mode 2 Radio 1 CH58 ac 80 mode.												

RBE – Restricted Band-Edge

Equipment Configuration for Restricted Lower Band-Edge Emissions

Antenna:	Aruba AP-ANT-13B	**Variant:**	802.11n HT-20
Antenna Gain (dBi):	4.00	**Modulation:**	OFDM
Beam Forming Gain (Y):	6	**Duty Cycle (%):**	99
Channel Frequency (MHz):	5320.00	**Data Rate:**	6.50 MBit/s
Power Setting:	68	**Tested By:**	JMH

Test Measurement Results

5300.00 - 5460.00 MHz												
Num	**Frequency MHz**	**Raw dBµV**	**Cable Loss dB**	**AF dB**	**Level dBµV/m**	**Measurement Type**	**Pol**	**Hgt cm**	**Azt Deg**	**Limit dBµV/m**	**Margin dB**	**Pass /Fail**
#1	5350.00	8.85	3.70	34.51	47.06	Max Avg	Horizontal	119	329	54.0	-6.9	Pass
#3	5352.24	28.65	3.71	34.51	66.87	Max Peak	Horizontal	119	329	68.2	-1.4	Pass
#2	5350.00	--	--	--	--	RBE	--	--	--	--	--	--
Test Notes: EUT powered by AC/DC PS. Connected to laptop outside chamber via telnet software. Annotation: 5GL, 5GH Mode 2 Radio 1 CH64 nHT20 mode.												

RBE – Restricted Band-Edge

Equipment Configuration for Restricted Lower Band-Edge Emissions

Antenna:	Aruba AP-ANT-13B	**Variant:**	802.11n HT-40
Antenna Gain (dBi):	4.00	**Modulation:**	OFDM
Beam Forming Gain (Y):	6	**Duty Cycle (%):**	99
Channel Frequency (MHz):	5310.00	**Data Rate:**	13.50 MBit/s
Power Setting:	55	**Tested By:**	JMH

Test Measurement Results

5300.00 - 5460.00 MHz												
Num	**Frequency MHz**	**Raw dBµV**	**Cable Loss dB**	**AF dB**	**Level dBµV/m**	**Measurement Type**	**Pol**	**Hgt cm**	**Azt Deg**	**Limit dBµV/m**	**Margin dB**	**Pass /Fail**
#1	5350.00	6.49	3.70	34.51	44.70	Max Avg	Horizontal	119	329	54.0	-9.3	Pass
#3	5351.28	28.24	3.71	34.51	66.46	Max Peak	Horizontal	119	329	68.2	-1.8	Pass
#2	5350.00	--	--	--	--	RBE	--	--	--	--	--	--
Test Notes: EUT powered by AC/DC PS. Connected to laptop outside chamber via telnet software. Annotation: 5GL, 5GH Mode 2 Radio 1 CH62 nHT40 mode.												

RBE – Restricted Band-Edge

Equipment Configuration for Restricted Lower Band-Edge Emissions

Antenna:	Aruba AP-ANT-13B	**Variant:**	802.11ac-80+80
Antenna Gain (dBi):	4.00	**Modulation:**	OFDM
Beam Forming Gain (Y):	6	**Duty Cycle (%):**	99
Channel Frequency (MHz):	5210.00 + 5290.00	**Data Rate:**	58.60 MBit/s
Power Setting:	14 d	**Tested By:**	JMH

Test Measurement Results

4500.00 - 5460.00 MHz												
Num	**Frequency MHz**	**Raw dBµV**	**Cable Loss dB**	**AF dB**	**Level dBµV/m**	**Measurement Type**	**Pol**	**Hgt cm**	**Azt Deg**	**Limit dBµV/m**	**Margin dB**	**Pass /Fail**
#1	5150.00	7.37	3.67	34.11	45.15	Max Avg	Horizontal	116	329	54.0	-8.9	Pass
#2	5150.00	27.80	3.67	34.11	65.58	Max Peak	Horizontal	116	329	68.2	-2.7	Pass
#3	5150.00	--	--	--	--	RBE	--	--	--	--	--	--
Test Notes: EUT powered by AC/DC PS. connected to laptop outside chamber via telnet. 5GL, 5GH Mode 2 Radio 1 Chan 42 & 58 ac 80+80 mode.												

RBE – Restricted Band-Edge

Equipment Configuration for Restricted Upper Band-Edge Emissions

Antenna:	Aruba AP-ANT-13B	**Variant:**	802.11ac-80+80
Antenna Gain (dBi):	4.00	**Modulation:**	OFDM
Beam Forming Gain (Y):	6	**Duty Cycle (%):**	99
Channel Frequency (MHz):	5210.00 + 5290.00	**Data Rate:**	58.60 MBit/s
Power Setting:	14 d	**Tested By:**	JMH

Test Measurement Results

4500.00 - 5460.00 MHz												
Num	**Frequency MHz**	**Raw dBµV**	**Cable Loss dB**	**AF dB**	**Level dBµV/m**	**Measurement Type**	**Pol**	**Hgt cm**	**Azt Deg**	**Limit dBµV/m**	**Margin dB**	**Pass /Fail**
#1	5350.00	7.44	3.67	34.11	45.22	Max Avg	Horizontal	116	329	54.0	-8.8	Pass
#3	5351.86	26.40	3.67	34.11	64.42	Max Peak	Horizontal	116	329	68.2	-3.8	Pass
#2	5350.00	--	--	--	--	RBE	--	--	--	--	--	--
Test Notes: EUT powered by AC/DC PS. Connected to laptop outside chamber via telnet software. Annotation: 5GL, 5GH Mode 2 Radio 1 CH42-58 ac 80+80 mode.												

RBE – Restricted Band-Edge

Antenna: AP-ANT-19

RESULTS SUMMARY FOR RADIATED BAND-EDGE EMISSIONS

5250 - 5350 MHz

Aruba AP-ANT-19		Band-Edge Freq	Limit 68.2dBµV/m	Limit 54.0dBµV/m	Power Setting
Operational Mode	Operating Frequency (MHz)	MHz	dBµV/m	dBµV/m	
802.11a	5320.00	5350.00	67.86	49.64	66
802.11ac-80	5290.00	5350.00	67.70	48.22	48
802.11n HT-20	5320.00	5350.00	67.77	47.46	66
802.11n HT-40	5310.00	5350.00	67.98	45.22	52
802.11ac-80+80	5210.00 + 5290.00	5150.00	67.62	46.73	12 d
802.11ac-80+80	5210.00 + 5290.00	5350.00	63.09	45.72	12 d

Click on the links to view the data.

This test report may be reproduced in full only. The document may only be updated by MiCOM Labs personnel. All changes will be noted in the Document History section of the report.

Equipment Configuration for Restricted Upper Band-Edge Emissions

Antenna:	Aruba AP-ANT-19	**Variant:**	802.11a
Antenna Gain (dBi):	6.00	**Modulation:**	OFDM
Beam Forming Gain (Y):	Not Applicable	**Duty Cycle (%):**	99
Channel Frequency (MHz):	5320.00	**Data Rate:**	6.00 MBit/s
Power Setting:	66	**Tested By:**	JMH

Test Measurement Results

5300.00 - 5460.00 MHz												
Num	**Frequency MHz**	**Raw dBµV**	**Cable Loss dB**	**AF dB**	**Level dBµV/m**	**Measurement Type**	**Pol**	**Hgt cm**	**Azt Deg**	**Limit dBµV/m**	**Margin dB**	**Pass /Fail**
#2	5350.96	29.64	3.71	34.51	67.86	Max Peak	Vertical	155	357	68.2	-0.3	Pass
#3	5351.28	11.42	3.71	34.51	49.64	Max Avg	Vertical	155	357	54.0	-4.4	Pass
#1	5350.00	--	--	--	--	RBE	--	--	--	--	--	--
Test Notes: EUT powered by AC/DC PS. Connected to laptop outside chamber via telnet software. Annotation: 5GL, 5GH Mode 2 Radio 1 CH64 a mode.												

RBE – Restricted Band-Edge

Equipment Configuration for Restricted Upper Band-Edge Emissions

Antenna:	Aruba AP-ANT-19	**Variant:**	802.11ac-80
Antenna Gain (dBi):	6.00	**Modulation:**	OFDM
Beam Forming Gain (Y):	6	**Duty Cycle (%):**	99
Channel Frequency (MHz):	5290.00	**Data Rate:**	29.30 MBit/s
Power Setting:	48	**Tested By:**	JMH

Test Measurement Results

5300.00 - 5460.00 MHz												
Num	**Frequency MHz**	**Raw dBµV**	**Cable Loss dB**	**AF dB**	**Level dBµV/m**	**Measurement Type**	**Pol**	**Hgt cm**	**Azt Deg**	**Limit dBµV/m**	**Margin dB**	**Pass /Fail**
#1	5350.00	10.01	3.70	34.51	48.22	Max Avg	Vertical	157	151	54.0	-5.8	Pass
#2	5350.00	29.49	3.70	34.51	67.70	Max Peak	Vertical	157	151	68.2	-0.5	Pass
#3	5350.00	--	--	--	--	RBE	--	--	--	--	--	--
Test Notes: EUT powered by AC/DC PS. Connected to laptop outside chamber via telnet software. Annotation: 5GL, 5GH Mode 2 Radio 1 CH58 ac 80 mode.												

RBE – Restricted Band-Edge

Equipment Configuration for Restricted Upper Band-Edge Emissions

Antenna:	Aruba AP-ANT-19	**Variant:**	802.11n HT-20
Antenna Gain (dBi):	6.00	**Modulation:**	OFDM
Beam Forming Gain (Y):	6	**Duty Cycle (%):**	99
Channel Frequency (MHz):	5320.00	**Data Rate:**	6.50 MBit/s
Power Setting:	66	**Tested By:**	JMH

Test Measurement Results

5300.00 - 5460.00 MHz												
Num	**Frequency MHz**	**Raw dBµV**	**Cable Loss dB**	**AF dB**	**Level dBµV/m**	**Measurement Type**	**Pol**	**Hgt cm**	**Azt Deg**	**Limit dBµV/m**	**Margin dB**	**Pass /Fail**
#1	5350.00	9.25	3.70	34.51	47.46	Max Avg	Vertical	155	357	54.0	-6.5	Pass
#3	5351.92	29.55	3.71	34.51	67.77	Max Peak	Vertical	155	357	68.2	-0.4	Pass
#2	5350.00	--	--	--	--	RBE	--	--	--	--	--	--
Test Notes: EUT powered by AC/DC PS. Connected to laptop outside chamber via telnet software. Annotation: 5GL, 5GH Mode 2 Radio 1 CH64 nHT20 mode.												

RBE – Restricted Band-Edge

Equipment Configuration for Restricted Upper Band-Edge Emissions

Antenna:	Aruba AP-ANT-19	**Variant:**	802.11n HT-40
Antenna Gain (dBi):	6.00	**Modulation:**	OFDM
Beam Forming Gain (Y):	6	**Duty Cycle (%):**	99
Channel Frequency (MHz):	5310.00	**Data Rate:**	13.50 MBit/s
Power Setting:	52	**Tested By:**	JMH

Test Measurement Results

5300.00 - 5460.00 MHz												
Num	**Frequency MHz**	**Raw dBµV**	**Cable Loss dB**	**AF dB**	**Level dBµV/m**	**Measurement Type**	**Pol**	**Hgt cm**	**Azt Deg**	**Limit dBµV/m**	**Margin dB**	**Pass /Fail**
#1	5350.00	7.01	3.70	34.51	45.22	Max Avg	Vertical	155	357	54.0	-8.8	Pass
#3	5350.32	29.77	3.70	34.51	67.98	Max Peak	Vertical	155	357	68.2	-0.2	Pass
#2	5350.00	--	--	--	--	RBE	--	--	--	--	--	--
Test Notes: EUT powered by AC/DC PS. Connected to laptop outside chamber via telnet software. Annotation: 5GL, 5GH Mode 2 Radio 1 CH62 nHT40 mode.												

RBE – Restricted Band-Edge

Equipment Configuration for Restricted Lower Band-Edge Emissions

Antenna:	Aruba AP-ANT-19	**Variant:**	802.11ac-80+80
Antenna Gain (dBi):	6.00	**Modulation:**	OFDM
Beam Forming Gain (Y):	6	**Duty Cycle (%):**	99
Channel Frequency (MHz):	5210.00 + 5290.00	**Data Rate:**	58.60 MBit/s
Power Setting:	12 d	**Tested By:**	JMH

Test Measurement Results

4500.00 - 5350.00 MHz												
Num	**Frequency MHz**	**Raw dBµV**	**Cable Loss dB**	**AF dB**	**Level dBµV/m**	**Measurement Type**	**Pol**	**Hgt cm**	**Azt Deg**	**Limit dBµV/m**	**Margin dB**	**Pass /Fail**
#1	5142.08	29.80	3.70	34.12	67.62	Max Peak	Vertical	157	4	68.2	-0.6	Pass
#2	5150.00	8.95	3.67	34.11	46.73	Max Avg	Vertical	157	4	54.0	-7.3	Pass
#3	5150.00	--	--	--	--	RBE	--	--	--	--	--	--
Test Notes: EUT powered by AC/DC PS. Connected to laptop outside chamber via telnet software. Annotation: 5GL, 5GH Mode 2 Radio 1 CH42-58 ac 80+80 mode.												

RBE – Restricted Band-Edge

Equipment Configuration for Restricted Upper Band-Edge Emissions

Antenna:	Aruba AP-ANT-19	**Variant:**	802.11ac-80+80
Antenna Gain (dBi):	6.00	**Modulation:**	OFDM
Beam Forming Gain (Y):	6	**Duty Cycle (%):**	99
Channel Frequency (MHz):	5210.00 + 5290.00	**Data Rate:**	58.60 MBit/s
Power Setting:	12 d	**Tested By:**	JMH

Test Measurement Results

5150.00 - 5460.00 MHz												
Num	**Frequency MHz**	**Raw dBµV**	**Cable Loss dB**	**AF dB**	**Level dBµV/m**	**Measurement Type**	**Pol**	**Hgt cm**	**Azt Deg**	**Limit dBµV/m**	**Margin dB**	**Pass /Fail**
#1	5350.00	7.51	3.70	34.51	45.72	Max Avg	Vertical	157	4	54.0	-8.3	Pass
#3	5351.86	24.87	3.71	34.51	63.09	Max Peak	Vertical	157	4	68.2	-5.1	Pass
#2	5350.00	--	--	--	--	RBE	--	--	--	--	--	--
Test Notes: EUT powered by AC/DC PS. Connected to laptop outside chamber via telnet software. Annotation: 5GL, 5GH Mode 2 Radio 1 CH42-58 ac 80+80 mode.												

RBE – Restricted Band-Edge

Antenna: AP-ANT-1W

RESULTS SUMMARY FOR RADIATED BAND-EDGE EMISSIONS

5250 - 5350 MHz

Aruba AP-ANT-1W		Band-Edge Freq	Limit 68.2dBµV/m	Limit 54.0dBµV/m	Power Setting
Operational Mode	Operating Frequency (MHz)	MHz	dBµV/m	dBµV/m	
802.11a	5320.00	5350.00	67.74	46.19	65
802.11ac-80	5290.00	5350.00	67.08	45.96	57
802.11n HT-20	5320.00	5350.00	67.18	49.24	76
802.11n HT-40	5310.00	5350.00	67.76	44.42	58
802.11ac-80+80	5210.00 + 5290.00	5150.00	63.37	43.21	14 d
802.11ac-80+80	5210.00 + 5290.00	5350.00	67.46	46.19	14 d

Click on the links to view the data.

This test report may be reproduced in full only. The document may only be updated by MiCOM Labs personnel. All changes will be noted in the Document History section of the report.

Equipment Configuration for Restricted Upper Band-Edge Emissions

Antenna:	Aruba AP-ANT-1W	**Variant:**	802.11a
Antenna Gain (dBi):	5.80	**Modulation:**	OFDM
Beam Forming Gain (Y):	Not Applicable	**Duty Cycle (%):**	99
Channel Frequency (MHz):	5320.00	**Data Rate:**	6.00 MBit/s
Power Setting:	65	**Tested By:**	OC

Test Measurement Results

5300.00 - 5460.00 MHz												
Num	**Frequency MHz**	**Raw dBµV**	**Cable Loss dB**	**AF dB**	**Level dBµV/m**	**Measurement Type**	**Pol**	**Hgt cm**	**Azt Deg**	**Limit dBµV/m**	**Margin dB**	**Pass /Fail**
#1	5350.00	7.98	3.70	34.51	46.19	Max Avg	Vertical	165	217	54.0	-7.8	Pass
#2	5350.00	29.53	3.70	34.51	67.74	Max Peak	Vertical	165	217	68.2	-0.5	Pass
#3	5350.00	--	--	--	--	RBE	--	--	--	--	--	--
Test Notes: EUT powered by AC/DC PS. Connected to laptop outside chamber via telnet software. Annotation: 5GL, 5GH Mode 2 Radio 1 CH64 a mode.												

RBE – Restricted Band-Edge

Equipment Configuration for Restricted Upper Band-Edge Emissions

Antenna:	Aruba AP-ANT-1W	**Variant:**	802.11ac-80
Antenna Gain (dBi):	5.80	**Modulation:**	OFDM
Beam Forming Gain (Y):	6	**Duty Cycle (%):**	99
Channel Frequency (MHz):	5290.00	**Data Rate:**	29.30 MBit/s
Power Setting:	57	**Tested By:**	OC

Test Measurement Results

5300.00 - 5460.00 MHz												
Num	**Frequency MHz**	**Raw dBµV**	**Cable Loss dB**	**AF dB**	**Level dBµV/m**	**Measurement Type**	**Pol**	**Hgt cm**	**Azt Deg**	**Limit dBµV/m**	**Margin dB**	**Pass /Fail**
#1	5350.00	7.75	3.70	34.51	45.96	Max Avg	Vertical	165	217	54.0	-8.0	Pass
#3	5352.89	28.87	3.71	34.50	67.08	Max Peak	Vertical	165	217	68.2	-1.2	Pass
#2	5350.00	--	--	--	--	RBE	--	--	--	--	--	--
Test Notes: EUT powered by AC/DC PS. Connected to laptop outside chamber via telnet software. Annotation: 5GL, 5GH Mode 2 Radio 1 CH58 ac 80 mode.												

RBE – Restricted Band-Edge

Equipment Configuration for Restricted Upper Band-Edge Emissions

Antenna:	Aruba AP-ANT-1W	**Variant:**	802.11n HT-20
Antenna Gain (dBi):	5.80	**Modulation:**	OFDM
Beam Forming Gain (Y):	6	**Duty Cycle (%):**	99
Channel Frequency (MHz):	5320.00	**Data Rate:**	6.50 MBit/s
Power Setting:	76	**Tested By:**	OC

Test Measurement Results

5300.00 - 5460.00 MHz												
Num	**Frequency MHz**	**Raw dBµV**	**Cable Loss dB**	**AF dB**	**Level dBµV/m**	**Measurement Type**	**Pol**	**Hgt cm**	**Azt Deg**	**Limit dBµV/m**	**Margin dB**	**Pass /Fail**
#2	5350.96	11.02	3.71	34.51	49.24	Max Avg	Vertical	165	217	54.0	-4.8	Pass
#3	5350.96	28.96	3.71	34.51	67.18	Max Peak	Vertical	165	217	68.2	-1.1	Pass
#1	5350.00	--	--	--	--	RBE	--	--	--	--	--	--
Test Notes: EUT powered by AC/DC PS. Connected to laptop outside chamber via telnet software. Annotation: 5GL, 5GH Mode 2 Radio 1 CH64 nHT20 mode.												

RBE – Restricted Band-Edge

Equipment Configuration for Restricted Upper Band-Edge Emissions

Antenna:	Aruba AP-ANT-1W	**Variant:**	802.11n HT-40
Antenna Gain (dBi):	5.80	**Modulation:**	OFDM
Beam Forming Gain (Y):	6	**Duty Cycle (%):**	99
Channel Frequency (MHz):	5310.00	**Data Rate:**	13.50 MBit/s
Power Setting:	58	**Tested By:**	OC

Test Measurement Results

5300.00 - 5460.00 MHz												
Num	**Frequency MHz**	**Raw dBµV**	**Cable Loss dB**	**AF dB**	**Level dBµV/m**	**Measurement Type**	**Pol**	**Hgt cm**	**Azt Deg**	**Limit dBµV/m**	**Margin dB**	**Pass /Fail**
#2	5350.96	29.54	3.71	34.51	67.76	Max Peak	Vertical	165	217	68.2	-0.5	Pass
#3	5351.28	6.20	3.71	34.51	44.42	Max Avg	Vertical	165	217	54.0	-9.6	Pass
#1	5350.00	--	--	--	--	RBE	--	--	--	--	--	--
Test Notes: EUT powered by AC/DC PS. Connected to laptop outside chamber via telnet software. Annotation: 5GL, 5GH Mode 2 Radio 1 CH62 nHT40 mode.												

RBE – Restricted Band-Edge

Equipment Configuration for Restricted Lower Band-Edge Emissions

Antenna:	Aruba AP-ANT-1W	**Variant:**	802.11ac-80+80
Antenna Gain (dBi):	5.80	**Modulation:**	OFDM
Beam Forming Gain (Y):	6	**Duty Cycle (%):**	99
Channel Frequency (MHz):	5210.00 + 5290.00	**Data Rate:**	56.80 MBit/s
Power Setting:	14 d	**Tested By:**	OC

Test Measurement Results

4500.00 - 5400.00 MHz												
Num	**Frequency MHz**	**Raw dBµV**	**Cable Loss dB**	**AF dB**	**Level dBµV/m**	**Measurement Type**	**Pol**	**Hgt cm**	**Azt Deg**	**Limit dBµV/m**	**Margin dB**	**Pass /Fail**
#1	5135.57	25.56	3.69	34.12	63.37	Max Peak	Vertical	165	7	68.2	-4.9	Pass
#2	5150.00	5.43	3.67	34.11	43.21	Max Avg	Vertical	165	7	54.0	-10.8	Pass
#3	5150.00	--	--	--	--	RBE	--	--	--	--	--	--
Test Notes: EUT powered by AC/DC PS. Connected to laptop outside chamber via telnet software. Annotation: 5GL, 5GH Mode 2 Radio 1 CH42-58 ac 80+80 mode.												

RBE – Restricted Band-Edge

Equipment Configuration for Restricted Upper Band-Edge Emissions

Antenna:	Aruba AP-ANT-1W	**Variant:**	802.11ac-80+80
Antenna Gain (dBi):	5.80	**Modulation:**	OFDM
Beam Forming Gain (Y):	6	**Duty Cycle (%):**	99
Channel Frequency (MHz):	5210.00 + 5290.00	**Data Rate:**	56.80 MBit/s
Power Setting:	14 d	**Tested By:**	OC

Test Measurement Results

5150.00 - 5460.00 MHz												
Num	**Frequency MHz**	**Raw dBµV**	**Cable Loss dB**	**AF dB**	**Level dBµV/m**	**Measurement Type**	**Pol**	**Hgt cm**	**Azt Deg**	**Limit dBµV/m**	**Margin dB**	**Pass /Fail**
#1	5350.00	7.98	3.70	34.51	46.19	Max Avg	Vertical	165	7	54.0	-7.8	Pass
#3	5351.86	29.24	3.71	34.51	67.46	Max Peak	Vertical	165	7	68.2	-0.8	Pass
#2	5350.00	--	--	--	--	RBE	--	--	--	--	--	--
Test Notes: EUT powered by AC/DC PS. Connected to laptop outside chamber via telnet software. Annotation: 5GL, 5GH Mode 2 Radio 1 CH42-58 ac 80+80 mode.												

RBE – Restricted Band-Edge

Antenna: AP-ANT-20W

RESULTS SUMMARY FOR RADIATED BAND-EDGE EMISSIONS

5250 - 5350 MHz

Aruba AP-ANT-20W		Band-Edge Freq	Limit 68.2dBµV/m	Limit 54.0dBµV/m	Power Setting
Operational Mode	Operating Frequency (MHz)	MHz	dBµV/m	dBµV/m	
802.11a	5320.00	5350.00	67.68	48.04	71
802.11ac-80	5290.00	5350.00	67.83	45.22	52
802.11n HT-20	5320.00	5350.00	67.48	47.85	69
802.11n HT-40	5310.00	5350.00	67.48	44.70	55
802.11ac-80+80	5210.00 + 5290.00	5150.00	66.87	44.89	14 d
802.11ac-80+80	5210.00 + 5290.00	5350.00	64.53	44.42	14 d

Click on the links to view the data.

This test report may be reproduced in full only. The document may only be updated by MiCOM Labs personnel. All changes will be noted in the Document History section of the report.

Equipment Configuration for Restricted Upper Band-Edge Emissions

Antenna:	Aruba AP-ANT-20W	**Variant:**	802.11a
Antenna Gain (dBi):	2.00	**Modulation:**	OFDM
Beam Forming Gain (Y):	Not Applicable	**Duty Cycle (%):**	99
Channel Frequency (MHz):	5320.00	**Data Rate:**	6.00 MBit/s
Power Setting:	71	**Tested By:**	JMH

Test Measurement Results

5300.00 - 5460.00 MHz												
Num	**Frequency MHz**	**Raw dBµV**	**Cable Loss dB**	**AF dB**	**Level dBµV/m**	**Measurement Type**	**Pol**	**Hgt cm**	**Azt Deg**	**Limit dBµV/m**	**Margin dB**	**Pass /Fail**
#1	5350.00	9.83	3.70	34.51	48.04	Max Avg	Vertical	178	351	54.0	-6.0	Pass
#2	5350.00	29.47	3.70	34.51	67.68	Max Peak	Vertical	178	351	68.2	-0.5	Pass
#3	5350.00	--	--	--	--	RBE	--	--	--	--	--	--
Test Notes: EUT powered by AC/DC PS. Connected to laptop outside chamber via telnet software. Annotation: 5GL, 5GH Mode 2 Radio 1 CH64 a mode.												

RBE – Restricted Band-Edge

Equipment Configuration for Restricted Upper Band-Edge Emissions

Antenna:	Aruba AP-ANT-20W	**Variant:**	802.11ac-80
Antenna Gain (dBi):	2.00	**Modulation:**	OFDM
Beam Forming Gain (Y):	6	**Duty Cycle (%):**	99
Channel Frequency (MHz):	5290.00	**Data Rate:**	29.30 MBit/s
Power Setting:	52	**Tested By:**	JMH

Test Measurement Results

5300.00 - 5460.00 MHz												
Num	**Frequency MHz**	**Raw dBµV**	**Cable Loss dB**	**AF dB**	**Level dBµV/m**	**Measurement Type**	**Pol**	**Hgt cm**	**Azt Deg**	**Limit dBµV/m**	**Margin dB**	**Pass /Fail**
#1	5350.00	7.01	3.70	34.51	45.22	Max Avg	Vertical	178	351	54.0	-8.8	Pass
#3	5350.64	29.61	3.71	34.51	67.83	Max Peak	Vertical	178	351	68.2	-0.4	Pass
#2	5350.00	--	--	--	--	RBE	--	--	--	--	--	--
Test Notes: EUT powered by AC/DC PS. Connected to laptop outside chamber via telnet software. Annotation: 5GL, 5GH Mode 2 Radio 1 CH58 ac 80 mode.												

RBE – Restricted Band-Edge

Equipment Configuration for Restricted Upper Band-Edge Emissions

Antenna:	Aruba AP-ANT-20W	**Variant:**	802.11n HT-20
Antenna Gain (dBi):	2.00	**Modulation:**	OFDM
Beam Forming Gain (Y):	6	**Duty Cycle (%):**	99
Channel Frequency (MHz):	5320.00	**Data Rate:**	6.50 MBit/s
Power Setting:	69	**Tested By:**	JMH

Test Measurement Results

5300.00 - 5460.00 MHz												
Num	**Frequency MHz**	**Raw dBµV**	**Cable Loss dB**	**AF dB**	**Level dBµV/m**	**Measurement Type**	**Pol**	**Hgt cm**	**Azt Deg**	**Limit dBµV/m**	**Margin dB**	**Pass /Fail**
#1	5350.00	9.64	3.70	34.51	47.85	Max Avg	Vertical	178	351	54.0	-6.2	Pass
#3	5350.32	29.27	3.70	34.51	67.48	Max Peak	Vertical	178	351	68.2	-0.7	Pass
#2	5350.00	--	--	--	--	RBE	--	--	--	--	--	--
Test Notes: EUT powered by AC/DC PS. Connected to laptop outside chamber via telnet software. Annotation: 5GL, 5GH Mode 2 Radio 1 CH64 nHT20 mode.												

RBE – Restricted Band-Edge

Equipment Configuration for Restricted Upper Band-Edge Emissions

Antenna:	Aruba AP-ANT-20W	**Variant:**	802.11n HT-40
Antenna Gain (dBi):	2.00	**Modulation:**	OFDM
Beam Forming Gain (Y):	6	**Duty Cycle (%):**	99
Channel Frequency (MHz):	5310.00	**Data Rate:**	13.50 MBit/s
Power Setting:	55	**Tested By:**	JMH

Test Measurement Results

5300.00 - 5460.00 MHz												
Num	**Frequency MHz**	**Raw dBµV**	**Cable Loss dB**	**AF dB**	**Level dBµV/m**	**Measurement Type**	**Pol**	**Hgt cm**	**Azt Deg**	**Limit dBµV/m**	**Margin dB**	**Pass /Fail**
#1	5350.00	6.49	3.70	34.51	44.70	Max Avg	Vertical	178	351	54.0	-9.3	Pass
#3	5350.32	29.27	3.70	34.51	67.48	Max Peak	Vertical	178	351	68.2	-0.7	Pass
#2	5350.00	--	--	--	--	RBE	--	--	--	--	--	--
Test Notes: EUT powered by AC/DC PS. Connected to laptop outside chamber via telnet software. Annotation: 5GL, 5GH Mode 2 Radio 1 CH62 nHT40 mode.												

RBE – Restricted Band-Edge

Equipment Configuration for Restricted Lower Band-Edge Emissions

Antenna:	Aruba AP-ANT-20W	**Variant:**	802.11ac-80+80
Antenna Gain (dBi):	2.00	**Modulation:**	OFDM
Beam Forming Gain (Y):	6	**Duty Cycle (%):**	99
Channel Frequency (MHz):	5210.00 + 5290.00	**Data Rate:**	58.60 MBit/s
Power Setting:	14 d	**Tested By:**	JMH

Test Measurement Results

4500.00 - 5350.00 MHz												
Num	**Frequency MHz**	**Raw dBµV**	**Cable Loss dB**	**AF dB**	**Level dBµV/m**	**Measurement Type**	**Pol**	**Hgt cm**	**Azt Deg**	**Limit dBµV/m**	**Margin dB**	**Pass /Fail**
#1	5143.19	29.05	3.70	34.12	66.87	Max Peak	Vertical	178	351	68.2	-1.3	Pass
#2	5150.00	7.11	3.67	34.11	44.89	Max Avg	Vertical	178	351	54.0	-9.1	Pass
#3	5150.00	--	--	--	--	RBE	--	--	--	--	--	--
Test Notes: EUT powered by AC/DC PS. Connected to laptop outside chamber via telnet software. Annotation: 5GL, 5GH Mode 2 Radio 1 CH42-58 ac 80+80 mode.												

RBE – Restricted Band-Edge

Equipment Configuration for Restricted Upper Band-Edge Emissions

Antenna:	Aruba AP-ANT-20W	**Variant:**	802.11ac-80+80
Antenna Gain (dBi):	2.00	**Modulation:**	OFDM
Beam Forming Gain (Y):	6	**Duty Cycle (%):**	99
Channel Frequency (MHz):	5210.00 + 5290.00	**Data Rate:**	58.60 MBit/s
Power Setting:	14 d	**Tested By:**	JMH

Test Measurement Results

5150.00 - 5460.00 MHz												
Num	**Frequency MHz**	**Raw dBµV**	**Cable Loss dB**	**AF dB**	**Level dBµV/m**	**Measurement Type**	**Pol**	**Hgt cm**	**Azt Deg**	**Limit dBµV/m**	**Margin dB**	**Pass /Fail**
#1	5350.00	6.21	3.70	34.51	44.42	Max Avg	Vertical	178	351	54.0	-9.6	Pass
#3	5351.24	26.31	3.71	34.51	64.53	Max Peak	Vertical	178	351	68.2	-3.7	Pass
#2	5350.00	--	--	--	--	RBE	--	--	--	--	--	--
Test Notes: EUT powered by AC/DC PS. Connected to laptop outside chamber via telnet software. Annotation: 5GL, 5GH Mode 2 Radio 1 CH42-58 ac 80+80 mode.												

RBE – Restricted Band-Edge

Antenna: AP-ANT-40

RESULTS SUMMARY FOR RADIATED BAND-EDGE EMISSIONS

5250 - 5350 MHz

Aruba AP-ANT-40		Band-Edge Freq	Limit 68.2dBµV/m	Limit 54.0dBµV/m	Power Setting
Operational Mode	Operating Frequency (MHz)	MHz	dBµV/m	dBµV/m	
802.11a	5320.00	5350.00	67.68	46.19	62
802.11ac-80	5290.00	5350.00	68.09	46.64	58
802.11n HT-20	5320.00	5350.00	67.96	47.26	67
802.11n HT-40	5310.00	5350.00	67.28	44.97	51
802.11ac-80+80	5210.00 + 5290.00	5150.00	67.85	44.37	14 d
802.11ac-80+80	5210.00 + 5290.00	5350.00	66.14	45.96	14 d

Click on the links to view the data.

This test report may be reproduced in full only. The document may only be updated by MiCOM Labs personnel. All changes will be noted in the Document History section of the report.

Equipment Configuration for Restricted Upper Band-Edge Emissions

Antenna:	Aruba AP-ANT-40	**Variant:**	802.11a
Antenna Gain (dBi):	5.00	**Modulation:**	OFDM
Beam Forming Gain (Y):	Not Applicable	**Duty Cycle (%):**	99
Channel Frequency (MHz):	5320.00	**Data Rate:**	6.00 MBit/s
Power Setting:	62	**Tested By:**	JMH

Test Measurement Results

5300.00 - 5460.00 MHz												
Num	**Frequency MHz**	**Raw dBµV**	**Cable Loss dB**	**AF dB**	**Level dBµV/m**	**Measurement Type**	**Pol**	**Hgt cm**	**Azt Deg**	**Limit dBµV/m**	**Margin dB**	**Pass /Fail**
#1	5350.00	7.98	3.70	34.51	46.19	Max Avg	Horizontal	159	321	54.0	-7.8	Pass
#2	5350.00	29.47	3.70	34.51	67.68	Max Peak	Horizontal	159	321	68.2	-0.5	Pass
#3	5350.00	--	--	--	--	RBE	--	--	--	--	--	--
Test Notes: EUT powered by AC/DC PS. Connected to laptop outside chamber via telnet software. Annotation: 5GL, 5GH Mode 2 Radio 1 CH64 a mode.												

RBE – Restricted Band-Edge

Equipment Configuration for Restricted Upper Band-Edge Emissions

Antenna:	Aruba AP-ANT-40	**Variant:**	802.11ac-80
Antenna Gain (dBi):	5.00	**Modulation:**	OFDM
Beam Forming Gain (Y):	3	**Duty Cycle (%):**	99
Channel Frequency (MHz):	5290.00	**Data Rate:**	29.30 MBit/s
Power Setting:	58	**Tested By:**	JMH

Test Measurement Results

5300.00 - 5460.00 MHz												
Num	**Frequency MHz**	**Raw dBµV**	**Cable Loss dB**	**AF dB**	**Level dBµV/m**	**Measurement Type**	**Pol**	**Hgt cm**	**Azt Deg**	**Limit dBµV/m**	**Margin dB**	**Pass /Fail**
#1	5350.00	8.43	3.70	34.51	46.64	Max Avg	Horizontal	159	321	54.0	-7.4	Pass
#3	5350.32	29.88	3.70	34.51	68.09	Max Peak	Horizontal	159	321	68.2	-0.1	Pass
#2	5350.00	--	--	--	--	RBE	--	--	--	--	--	--
Test Notes: EUT powered by AC/DC PS. Connected to laptop outside chamber via telnet software. Annotation: 5GL, 5GH Mode 2 Radio 1 CH58 ac 80 mode.												

RBE – Restricted Band-Edge

Equipment Configuration for Restricted Upper Band-Edge Emissions

Antenna:	Aruba AP-ANT-40	**Variant:**	802.11n HT-20
Antenna Gain (dBi):	5.00	**Modulation:**	OFDM
Beam Forming Gain (Y):	3	**Duty Cycle (%):**	99
Channel Frequency (MHz):	5320.00	**Data Rate:**	6.50 MBit/s
Power Setting:	67	**Tested By:**	JMH

Test Measurement Results

5300.00 - 5460.00 MHz												
Num	**Frequency MHz**	**Raw dBµV**	**Cable Loss dB**	**AF dB**	**Level dBµV/m**	**Measurement Type**	**Pol**	**Hgt cm**	**Azt Deg**	**Limit dBµV/m**	**Margin dB**	**Pass /Fail**
#2	5351.28	9.04	3.71	34.51	47.26	Max Avg	Horizontal	159	321	54.0	-6.7	Pass
#3	5351.60	29.74	3.71	34.51	67.96	Max Peak	Horizontal	159	321	68.2	-0.2	Pass
#1	5350.00	--	--	--	--	RBE	--	--	--	--	--	--
Test Notes: EUT powered by AC/DC PS. Connected to laptop outside chamber via telnet software. Annotation: 5GL, 5GH Mode 2 Radio 1 CH64 nHT20 mode.												

RBE – Restricted Band-Edge

Equipment Configuration for Restricted Upper Band-Edge Emissions

Antenna:	Aruba AP-ANT-40	**Variant:**	802.11n HT-40
Antenna Gain (dBi):	5.00	**Modulation:**	OFDM
Beam Forming Gain (Y):	3	**Duty Cycle (%):**	99
Channel Frequency (MHz):	5310.00	**Data Rate:**	13.50 MBit/s
Power Setting:	51	**Tested By:**	JMH

Test Measurement Results

5300.00 - 5460.00 MHz												
Num	**Frequency MHz**	**Raw dBµV**	**Cable Loss dB**	**AF dB**	**Level dBµV/m**	**Measurement Type**	**Pol**	**Hgt cm**	**Azt Deg**	**Limit dBµV/m**	**Margin dB**	**Pass /Fail**
#2	5350.96	6.75	3.71	34.51	44.97	Max Avg	Horizontal	159	321	54.0	-9.0	Pass
#3	5350.96	29.06	3.71	34.51	67.28	Max Peak	Horizontal	159	321	68.2	-0.9	Pass
#1	5350.00	--	--	--	--	RBE	--	--	--	--	--	--
Test Notes: EUT powered by AC/DC PS. Connected to laptop outside chamber via telnet software. Annotation: 5GL, 5GH Mode 2 Radio 1 CH62 nHT40 mode.												

RBE – Restricted Band-Edge

Equipment Configuration for Restricted Lower Band-Edge Emissions

Antenna:	Aruba AP-ANT-40	**Variant:**	802.11ac-80+80
Antenna Gain (dBi):	5.00	**Modulation:**	OFDM
Beam Forming Gain (Y):	3	**Duty Cycle (%):**	99
Channel Frequency (MHz):	5210.00 + 5290.00	**Data Rate:**	58.60 MBit/s
Power Setting:	14 d	**Tested By:**	JMH

Test Measurement Results

4500.00 - 5350.00 MHz												
Num	**Frequency MHz**	**Raw dBµV**	**Cable Loss dB**	**AF dB**	**Level dBµV/m**	**Measurement Type**	**Pol**	**Hgt cm**	**Azt Deg**	**Limit dBµV/m**	**Margin dB**	**Pass /Fail**
#1	5148.30	30.06	3.68	34.11	67.85	Max Peak	Horizontal	182	45	68.2	-0.4	Pass
#2	5150.00	6.59	3.67	34.11	44.37	Max Avg	Horizontal	182	45	54.0	-9.6	Pass
#3	5150.00	--	--	--	--	RBE	--	--	--	--	--	--
Test Notes: EUT powered by AC/DC PS. Connected to laptop outside chamber via telnet software. Annotation: 5GL, 5GH Mode 2 Radio 1 CH42-58 ac 80+80 mode.												

RBE – Restricted Band-Edge

Equipment Configuration for Restricted Upper Band-Edge Emissions

Antenna:	Aruba AP-ANT-40	**Variant:**	802.11ac-80+80
Antenna Gain (dBi):	5.00	**Modulation:**	OFDM
Beam Forming Gain (Y):	3	**Duty Cycle (%):**	99
Channel Frequency (MHz):	5210.00 + 5290.00	**Data Rate:**	56.80 MBit/s
Power Setting:	14 d	**Tested By:**	JMH

Test Measurement Results

5300.00 - 5460.00 MHz												
Num	**Frequency MHz**	**Raw dBµV**	**Cable Loss dB**	**AF dB**	**Level dBµV/m**	**Measurement Type**	**Pol**	**Hgt cm**	**Azt Deg**	**Limit dBµV/m**	**Margin dB**	**Pass /Fail**
#1	5350.00	7.75	3.70	34.51	45.96	Max Avg	Horizontal	182	45	54.0	-8.0	Pass
#3	5352.57	27.93	3.71	34.50	66.14	Max Peak	Horizontal	182	45	68.2	-2.1	Pass
#2	5350.00	--	--	--	--	RBE	--	--	--	--	--	--
Test Notes: EUT powered by AC/DC PS. Connected to laptop outside chamber via telnet software. Annotation: 5GL, 5GH Mode 2 Radio 1 CH42-58 ac 80+80 mode.												

RBE – Restricted Band-Edge

Antenna: AP-ANT-45

RESULTS SUMMARY FOR RADIATED BAND-EDGE EMISSIONS

5250 - 5350 MHz

Aruba AP-ANT-45		Band-Edge Freq	Limit 68.2dBµV/m	Limit 54.0dBµV/m	Power Setting
Operational Mode	Operating Frequency (MHz)	MHz	dBµV/m	dBµV/m	
802.11a	5320.00	5350.00	67.14	46.19	60
802.11ac-80	5290.00	5350.00	67.00	46.19	50
802.11n HT-20	5320.00	5350.00	67.06	46.85	66
802.11n HT-40	5310.00	5350.00	67.46	45.96	47
802.11ac-80+80	5210.00 + 5290.00	5150.00	66.20	44.64	12 d
802.11ac-80+80	5210.00 + 5290.00	5350.00	64.14	45.48	12 d

Click on the links to view the data.

This test report may be reproduced in full only. The document may only be updated by MiCOM Labs personnel. All changes will be noted in the Document History section of the report.

Equipment Configuration for Restricted Upper Band-Edge Emissions

Antenna:	Aruba AP-ANT-45	**Variant:**	802.11a
Antenna Gain (dBi):	5.50	**Modulation:**	OFDM
Beam Forming Gain (Y):	Not Applicable	**Duty Cycle (%):**	99
Channel Frequency (MHz):	5320.00	**Data Rate:**	6.00 MBit/s
Power Setting:	60	**Tested By:**	OC

Test Measurement Results

5300.00 - 5460.00 MHz												
Num	**Frequency MHz**	**Raw dBµV**	**Cable Loss dB**	**AF dB**	**Level dBµV/m**	**Measurement Type**	**Pol**	**Hgt cm**	**Azt Deg**	**Limit dBµV/m**	**Margin dB**	**Pass /Fail**
#2	5350.64	7.97	3.71	34.51	46.19	Max Avg	Vertical	166	360	54.0	-7.8	Pass
#3	5350.96	28.92	3.71	34.51	67.14	Max Peak	Vertical	166	360	68.2	-1.1	Pass
#1	5350.00	--	--	--	--	RBE	--	--	--	--	--	--
Test Notes: EUT powered by AC/DC PS. Connected to laptop outside chamber via telnet software. Annotation: 5GL, 5GH Mode 2 Radio 1 CH64 a mode.												

RBE – Restricted Band-Edge

Equipment Configuration for Restricted Upper Band-Edge Emissions

Antenna:	Aruba AP-ANT-45	**Variant:**	802.11ac-80
Antenna Gain (dBi):	5.50	**Modulation:**	OFDM
Beam Forming Gain (Y):	3	**Duty Cycle (%):**	99
Channel Frequency (MHz):	5290.00	**Data Rate:**	29.30 MBit/s
Power Setting:	50	**Tested By:**	OC

Test Measurement Results

5300.00 - 5460.00 MHz												
Num	**Frequency MHz**	**Raw dBµV**	**Cable Loss dB**	**AF dB**	**Level dBµV/m**	**Measurement Type**	**Pol**	**Hgt cm**	**Azt Deg**	**Limit dBµV/m**	**Margin dB**	**Pass /Fail**
#1	5350.00	7.98	3.70	34.51	46.19	Max Avg	Vertical	166	360	54.0	-7.8	Pass
#3	5352.89	28.79	3.71	34.50	67.00	Max Peak	Vertical	166	360	68.2	-1.2	Pass
#2	5350.00	--	--	--	--	RBE	--	--	--	--	--	--
Test Notes: EUT powered by AC/DC PS. Connected to laptop outside chamber via telnet software. Annotation: 5GL, 5GH Mode 2 Radio 1 CH58 ac 80 mode.												

RBE – Restricted Band-Edge

Equipment Configuration for Restricted Upper Band-Edge Emissions

Antenna:	Aruba AP-ANT-45	**Variant:**	802.11n HT-20
Antenna Gain (dBi):	5.50	**Modulation:**	OFDM
Beam Forming Gain (Y):	3	**Duty Cycle (%):**	99
Channel Frequency (MHz):	5320.00	**Data Rate:**	6.50 MBit/s
Power Setting:	66	**Tested By:**	OC

Test Measurement Results

5300.00 - 5460.00 MHz												
Num	**Frequency MHz**	**Raw dBµV**	**Cable Loss dB**	**AF dB**	**Level dBµV/m**	**Measurement Type**	**Pol**	**Hgt cm**	**Azt Deg**	**Limit dBµV/m**	**Margin dB**	**Pass /Fail**
#1	5350.00	8.64	3.70	34.51	46.85	Max Avg	Vertical	166	360	54.0	-7.2	Pass
#3	5350.32	28.85	3.70	34.51	67.06	Max Peak	Vertical	166	360	68.2	-1.2	Pass
#2	5350.00	--	--	--	--	RBE	--	--	--	--	--	--
Test Notes: EUT powered by AC/DC PS. Connected to laptop outside chamber via telnet software. Annotation: 5GL, 5GH Mode 2 Radio 1 CH64 nHT20 mode.												

RBE – Restricted Band-Edge

Equipment Configuration for Restricted Upper Band-Edge Emissions

Antenna:	Aruba AP-ANT-45	**Variant:**	802.11n HT-40
Antenna Gain (dBi):	5.50	**Modulation:**	OFDM
Beam Forming Gain (Y):	3	**Duty Cycle (%):**	99
Channel Frequency (MHz):	5310.00	**Data Rate:**	13.50 MBit/s
Power Setting:	47	**Tested By:**	OC

Test Measurement Results

5300.00 - 5460.00 MHz												
Num	**Frequency MHz**	**Raw dBµV**	**Cable Loss dB**	**AF dB**	**Level dBµV/m**	**Measurement Type**	**Pol**	**Hgt cm**	**Azt Deg**	**Limit dBµV/m**	**Margin dB**	**Pass /Fail**
#2	5350.32	7.75	3.70	34.51	45.96	Max Avg	Vertical	166	360	54.0	-8.0	Pass
#3	5350.64	29.24	3.71	34.51	67.46	Max Peak	Vertical	166	360	68.2	-0.8	Pass
#1	5350.00	--	--	--	--	RBE	--	--	--	--	--	--
Test Notes: EUT powered by AC/DC PS. Connected to laptop outside chamber via telnet software. Annotation: 5GL, 5GH Mode 2 Radio 1 CH62 nHT40 mode.												

RBE – Restricted Band-Edge

Equipment Configuration for Restricted Lower Band-Edge Emissions

Antenna:	Aruba AP-ANT-45	**Variant:**	802.11ac-80+80
Antenna Gain (dBi):	5.50	**Modulation:**	OFDM
Beam Forming Gain (Y):	3	**Duty Cycle (%):**	99
Channel Frequency (MHz):	5210.00 + 5290.00	**Data Rate:**	56.80 MBit/s
Power Setting:	12 d	**Tested By:**	OC

Test Measurement Results

4500.00 - 5350.00 MHz												
Num	**Frequency MHz**	**Raw dBµV**	**Cable Loss dB**	**AF dB**	**Level dBµV/m**	**Measurement Type**	**Pol**	**Hgt cm**	**Azt Deg**	**Limit dBµV/m**	**Margin dB**	**Pass /Fail**
#1	5148.30	28.41	3.68	34.11	66.20	Max Peak	Vertical	166	360	68.2	-2.0	Pass
#2	5150.00	6.86	3.67	34.11	44.64	Max Avg	Vertical	166	360	54.0	-9.4	Pass
#3	5150.00	--	--	--	--	RBE	--	--	--	--	--	--
Test Notes: EUT powered by AC/DC PS. Connected to laptop outside chamber via telnet software. Annotation: 5GL, 5GH Mode 2 Radio 1 CH42-58 ac 80+80 mode.												

RBE – Restricted Band-Edge

Equipment Configuration for Restricted Upper Band-Edge Emissions

Antenna:	Aruba AP-ANT-45	**Variant:**	802.11ac-80+80
Antenna Gain (dBi):	5.50	**Modulation:**	OFDM
Beam Forming Gain (Y):	3	**Duty Cycle (%):**	99
Channel Frequency (MHz):	5210.00 + 5290.00	**Data Rate:**	56.80 MBit/s
Power Setting:	12 d	**Tested By:**	OC

Test Measurement Results

5140.00 - 5460.00 MHz												
Num	**Frequency MHz**	**Raw dBµV**	**Cable Loss dB**	**AF dB**	**Level dBµV/m**	**Measurement Type**	**Pol**	**Hgt cm**	**Azt Deg**	**Limit dBµV/m**	**Margin dB**	**Pass /Fail**
#1	5350.00	7.27	3.70	34.51	45.48	Max Avg	Vertical	166	360	54.0	-8.5	Pass
#2	5350.00	25.93	3.70	34.51	64.14	Max Peak	Vertical	166	360	68.2	-4.1	Pass
#3	5350.00	--	--	--	--	RBE	--	--	--	--	--	--
Test Notes: EUT powered by AC/DC PS. Connected to laptop outside chamber via telnet software. Annotation: 5GL, 5GH Mode 2 Radio 1 CH42-58 ac 80+80 mode.												

RBE – Restricted Band-Edge

Antenna: AP-ANT-48

RESULTS SUMMARY FOR RADIATED BAND-EDGE EMISSIONS

5250 - 5350 MHz

Aruba AP-ANT-48		Band-Edge Freq	Limit 68.2dBµV/m	Limit 54.0dBµV/m	Power Setting
Operational Mode	Operating Frequency (MHz)	MHz	dBµV/m	dBµV/m	
802.11a	5320.00	5350.00	67.62	47.46	59
802.11ac-80	5290.00	5350.00	67.50	48.22	47
802.11n HT-20	5320.00	5350.00	67.16	47.26	65
802.11n HT-40	5310.00	5350.00	67.34	44.42	52
802.11ac-80+80	5210.00 + 5290.00	5150.00	67.48	46.31	12 d
802.11ac-80+80	5210.00 + 5290.00	5350.00	66.78	46.19	12 d

Click on the links to view the data.

This test report may be reproduced in full only. The document may only be updated by MiCOM Labs personnel. All changes will be noted in the Document History section of the report.

Equipment Configuration for Restricted Upper Band-Edge Emissions

Antenna:	Aruba AP-ANT-48	**Variant:**	802.11a
Antenna Gain (dBi):	8.50	**Modulation:**	OFDM
Beam Forming Gain (Y):	Not Applicable	**Duty Cycle (%):**	99
Channel Frequency (MHz):	5320.00	**Data Rate:**	6.00 MBit/s
Power Setting:	59	**Tested By:**	JMH

Test Measurement Results

5300.00 - 5460.00 MHz												
Num	**Frequency MHz**	**Raw dBµV**	**Cable Loss dB**	**AF dB**	**Level dBµV/m**	**Measurement Type**	**Pol**	**Hgt cm**	**Azt Deg**	**Limit dBµV/m**	**Margin dB**	**Pass /Fail**
#1	5350.00	9.25	3.70	34.51	47.46	Max Avg	Horizontal	169	359	54.0	-6.5	Pass
#3	5350.32	29.41	3.70	34.51	67.62	Max Peak	Horizontal	169	359	68.2	-0.6	Pass
#2	5350.00	--	--	--	--	RBE	--	--	--	--	--	--
Test Notes: EUT powered by AC/DC PS. Connected to laptop outside chamber via telnet software. Annotation: 5GL, 5GH Mode 2 Radio 1 CH64 a mode.												

RBE – Restricted Band-Edge

Equipment Configuration for Restricted Upper Band-Edge Emissions

Antenna:	Aruba AP-ANT-48	**Variant:**	802.11ac-80
Antenna Gain (dBi):	8.50	**Modulation:**	OFDM
Beam Forming Gain (Y):	3	**Duty Cycle (%):**	99
Channel Frequency (MHz):	5290.00	**Data Rate:**	29.30 MBit/s
Power Setting:	47	**Tested By:**	JMH

Test Measurement Results

5300.00 - 5460.00 MHz												
Num	**Frequency MHz**	**Raw dBµV**	**Cable Loss dB**	**AF dB**	**Level dBµV/m**	**Measurement Type**	**Pol**	**Hgt cm**	**Azt Deg**	**Limit dBµV/m**	**Margin dB**	**Pass /Fail**
#1	5350.00	10.01	3.70	34.51	48.22	Max Avg	Horizontal	169	359	54.0	-5.8	Pass
#3	5350.32	29.29	3.70	34.51	67.50	Max Peak	Horizontal	169	359	68.2	-0.7	Pass
#2	5350.00	--	--	--	--	RBE	--	--	--	--	--	--
Test Notes: EUT powered by AC/DC PS. Connected to laptop outside chamber via telnet software. Annotation: 5GL, 5GH Mode 2 Radio 1 CH58 ac 80 mode												

RBE – Restricted Band-Edge

Equipment Configuration for Restricted Upper Band-Edge Emissions

Antenna:	Aruba AP-ANT-48	**Variant:**	802.11n HT-20
Antenna Gain (dBi):	8.50	**Modulation:**	OFDM
Beam Forming Gain (Y):	3	**Duty Cycle (%):**	99
Channel Frequency (MHz):	5320.00	**Data Rate:**	6.50 MBit/s
Power Setting:	65	**Tested By:**	JMH

Test Measurement Results

5300.00 - 5460.00 MHz												
Num	**Frequency MHz**	**Raw dBµV**	**Cable Loss dB**	**AF dB**	**Level dBµV/m**	**Measurement Type**	**Pol**	**Hgt cm**	**Azt Deg**	**Limit dBµV/m**	**Margin dB**	**Pass /Fail**
#1	5350.00	9.05	3.70	34.51	47.26	Max Avg	Horizontal	169	359	54.0	-6.7	Pass
#3	5352.24	28.94	3.71	34.51	67.16	Max Peak	Horizontal	169	359	68.2	-1.0	Pass
#2	5350.00	--	--	--	--	RBE	--	--	--	--	--	--
Test Notes: EUT powered by AC/DC PS. Connected to laptop outside chamber via telnet software. Annotation: 5GL, 5GH Mode 2 Radio 1 CH64 nHT20 mode.												

RBE – Restricted Band-Edge

Equipment Configuration for Restricted Upper Band-Edge Emissions

Antenna:	Aruba AP-ANT-48	**Variant:**	802.11n HT-40
Antenna Gain (dBi):	8.50	**Modulation:**	OFDM
Beam Forming Gain (Y):	3	**Duty Cycle (%):**	99
Channel Frequency (MHz):	5310.00	**Data Rate:**	13.50 MBit/s
Power Setting:	52	**Tested By:**	JMH

Test Measurement Results

5300.00 - 5460.00 MHz												
Num	**Frequency MHz**	**Raw dBµV**	**Cable Loss dB**	**AF dB**	**Level dBµV/m**	**Measurement Type**	**Pol**	**Hgt cm**	**Azt Deg**	**Limit dBµV/m**	**Margin dB**	**Pass /Fail**
#1	5350.00	6.21	3.70	34.51	44.42	Max Avg	Horizontal	169	359	54.0	-9.6	Pass
#3	5351.92	29.12	3.71	34.51	67.34	Max Peak	Horizontal	169	359	68.2	-0.9	Pass
#2	5350.00	--	--	--	--	RBE	--	--	--	--	--	--
Test Notes: EUT powered by AC/DC PS. Connected to laptop outside chamber via telnet software. Annotation: 5GL, 5GH Mode 2 Radio 1 CH62 nHT40 mode.												

RBE – Restricted Band-Edge

Equipment Configuration for Restricted Lower Band-Edge Emissions

Antenna:	Aruba AP-ANT-48	**Variant:**	802.11ac-80+80
Antenna Gain (dBi):	8.50	**Modulation:**	OFDM
Beam Forming Gain (Y):	3	**Duty Cycle (%):**	99
Channel Frequency (MHz):	5210.00 + 5290.00	**Data Rate:**	58.6.30 MBit/s
Power Setting:	12 d	**Tested By:**	JMH

Test Measurement Results

4500.00 - 5350.00 MHz												
Num	**Frequency MHz**	**Raw dBµV**	**Cable Loss dB**	**AF dB**	**Level dBµV/m**	**Measurement Type**	**Pol**	**Hgt cm**	**Azt Deg**	**Limit dBµV/m**	**Margin dB**	**Pass /Fail**
#1	5145.29	29.68	3.69	34.11	67.48	Max Peak	Horizontal	169	359	68.2	-0.7	Pass
#2	5150.00	8.53	3.67	34.11	46.31	Max Avg	Horizontal	169	359	54.0	-7.7	Pass
#3	5150.00	--	--	--	--	RBE	--	--	--	--	--	--
Test Notes: EUT powered by AC/DC PS. Connected to laptop outside chamber via telnet software. Annotation: 5GL, 5GH Mode 2 Radio 1 CH42-58 ac 80+80 mode.												

RBE – Restricted Band-Edge

Equipment Configuration for Restricted Upper Band-Edge Emissions

Antenna:	Aruba AP-ANT-48	**Variant:**	802.11ac-80+80
Antenna Gain (dBi):	8.50	**Modulation:**	OFDM
Beam Forming Gain (Y):	3	**Duty Cycle (%):**	99
Channel Frequency (MHz):	5210.00 + 5290.00	**Data Rate:**	58.60 MBit/s
Power Setting:	12 d	**Tested By:**	JMH

Test Measurement Results

5150.00 - 5460.00 MHz												
Num	**Frequency MHz**	**Raw dBµV**	**Cable Loss dB**	**AF dB**	**Level dBµV/m**	**Measurement Type**	**Pol**	**Hgt cm**	**Azt Deg**	**Limit dBµV/m**	**Margin dB**	**Pass /Fail**
#1	5350.00	7.98	3.70	34.51	46.19	Max Avg	Horizontal	169	359	54.0	-7.8	Pass
#2	5350.00	28.56	3.70	34.51	66.78	Max Peak	Horizontal	169	359	68.2	-1.5	Pass
#3	5350.00	--	--	--	--	RBE	--	--	--	--	--	--
Test Notes: EUT powered by AC/DC PS. Connected to laptop outside chamber via telnet software. Annotation: 5GL, 5GH Mode 2 Radio 1 CH42-58 ac 80+80 mode.												

RBE – Restricted Band-Edge

Antenna: Metal Sheet

RESULTS SUMMARY FOR RADIATED BAND-EDGE EMISSIONS

5250 - 5350 MHz

Aruba Metal Sheet		Band-Edge Freq	Limit 68.2dBµV/m	Limit 54.0dBµV/m	Power Setting
Operational Mode	Operating Frequency (MHz)	MHz	dBµV/m	dBµV/m	
802.11a	5320.00	5350.00	67.34	45.96	63
802.11ac-80	5290.00	5350.00	67.52	45.96	57
802.11n HT-20	5320.00	5350.00	67.66	45.96	63
802.11n HT-40	5310.00	5350.00	67.74	44.42	52
802.11ac-80+80	5210.00 + 5290.00	5150.00	67.01	44.37	13 d
802.11ac-80+80	5210.00 + 5290.00	5350.00	63.57	44.70	13 d

Click on the links to view the data.

This test report may be reproduced in full only. The document may only be updated by MiCOM Labs personnel. All changes will be noted in the Document History section of the report.

Equipment Configuration for Restricted Upper Band-Edge Emissions

Antenna:	Aruba Metal Sheet	**Variant:**	802.11a
Antenna Gain (dBi):	2.70	**Modulation:**	OFDM
Beam Forming Gain (Y):	Not Applicable	**Duty Cycle (%):**	99
Channel Frequency (MHz):	5320.00	**Data Rate:**	6.00 MBit/s
Power Setting:	63	**Tested By:**	JMH

Test Measurement Results

5300.00 - 5460.00 MHz												
Num	**Frequency MHz**	**Raw dBµV**	**Cable Loss dB**	**AF dB**	**Level dBµV/m**	**Measurement Type**	**Pol**	**Hgt cm**	**Azt Deg**	**Limit dBµV/m**	**Margin dB**	**Pass /Fail**
#2	5350.34	7.75	3.70	34.51	45.96	Max Avg	Horizontal	101	309	54.0	-8.0	Pass
#3	5350.96	29.12	3.71	34.51	67.34	Max Peak	Horizontal	101	309	68.2	-0.9	Pass
#1	5350.00	--	--	--	--	RBE	--	--	--	--	--	--
Test Notes: EUT powered by AC/DC PS. Connected to laptop outside chamber via telnet software. Annotation: 5GL, 5GH Mode 2 Radio 1 CH64 a mode.												

RBE – Restricted Band-Edge

Equipment Configuration for Restricted Upper Band-Edge Emissions

Antenna:	Aruba Metal Sheet	**Variant:**	802.11ac-80
Antenna Gain (dBi):	2.70	**Modulation:**	OFDM
Beam Forming Gain (Y):	6	**Duty Cycle (%):**	99
Channel Frequency (MHz):	5290.00	**Data Rate:**	29.30 MBit/s
Power Setting:	57	**Tested By:**	JMH

Test Measurement Results

5300.00 - 5460.00 MHz												
Num	**Frequency MHz**	**Raw dBµV**	**Cable Loss dB**	**AF dB**	**Level dBµV/m**	**Measurement Type**	**Pol**	**Hgt cm**	**Azt Deg**	**Limit dBµV/m**	**Margin dB**	**Pass /Fail**
#1	5350.00	7.75	3.70	34.51	45.96	Max Avg	Horizontal	101	309	54.0	-8.0	Pass
#3	5350.32	29.31	3.70	34.51	67.52	Max Peak	Horizontal	101	309	68.2	-0.7	Pass
#2	5350.00	--	--	--	--	RBE	--	--	--	--	--	--
Test Notes: EUT powered by AC/DC PS. Connected to laptop outside chamber via telnet software. Annotation: 5GL, 5GH Mode 2 Radio 1 CH58 ac 80 mode.												

RBE – Restricted Band-Edge

Equipment Configuration for Restricted Upper Band-Edge Emissions

Antenna:	Aruba Metal Sheet	**Variant:**	802.11n HT-20
Antenna Gain (dBi):	2.70	**Modulation:**	OFDM
Beam Forming Gain (Y):	6	**Duty Cycle (%):**	99
Channel Frequency (MHz):	5320.00	**Data Rate:**	6.50 MBit/s
Power Setting:	63	**Tested By:**	JMH

Test Measurement Results

5300.00 - 5460.00 MHz												
Num	**Frequency MHz**	**Raw dBµV**	**Cable Loss dB**	**AF dB**	**Level dBµV/m**	**Measurement Type**	**Pol**	**Hgt cm**	**Azt Deg**	**Limit dBµV/m**	**Margin dB**	**Pass /Fail**
#2	5350.96	7.74	3.71	34.51	45.96	Max Avg	Horizontal	101	309	54.0	-8.0	Pass
#3	5350.96	29.44	3.71	34.51	67.66	Max Peak	Horizontal	101	309	68.2	-0.5	Pass
#1	5350.00	--	--	--	--	RBE	--	--	--	--	--	--
Test Notes: EUT powered by AC/DC PS. Connected to laptop outside chamber via telnet software. Annotation: 5GL, 5GH Mode 2 Radio 1 CH64 nHT20 mode.												

RBE – Restricted Band-Edge

Equipment Configuration for Restricted Upper Band-Edge Emissions

Antenna:	Aruba Metal Sheet	**Variant:**	802.11n HT-40
Antenna Gain (dBi):	2.70	**Modulation:**	OFDM
Beam Forming Gain (Y):	6	**Duty Cycle (%):**	99
Channel Frequency (MHz):	5310.00	**Data Rate:**	13.50 MBit/s
Power Setting:	52	**Tested By:**	JMH

Test Measurement Results

5300.00 - 5460.00 MHz												
Num	**Frequency MHz**	**Raw dBµV**	**Cable Loss dB**	**AF dB**	**Level dBµV/m**	**Measurement Type**	**Pol**	**Hgt cm**	**Azt Deg**	**Limit dBµV/m**	**Margin dB**	**Pass /Fail**
#2	5350.64	6.20	3.71	34.51	44.42	Max Avg	Horizontal	101	309	54.0	-9.6	Pass
#3	5350.64	29.52	3.71	34.51	67.74	Max Peak	Horizontal	101	309	68.2	-0.5	Pass
#1	5350.00	--	--	--	--	RBE	--	--	--	--	--	--
Test Notes: EUT powered by AC/DC PS. Connected to laptop outside chamber via telnet software. Annotation: 5GL, 5GH Mode 2 Radio 1 CH62 nHT40 mode.												

RBE – Restricted Band-Edge

This test report may be reproduced in full only. The document may only be updated by MiCOM Labs personnel. All changes will be noted in the Document History section of the report.

Equipment Configuration for Restricted Lower Band-Edge Emissions

Antenna:	Aruba Metal Sheet	**Variant:**	802.11ac-80+80
Antenna Gain (dBi):	2.70	**Modulation:**	OFDM
Beam Forming Gain (Y):	6	**Duty Cycle (%):**	99
Channel Frequency (MHz):	5210.00 + 5290.00	**Data Rate:**	58.60 MBit/s
Power Setting:	13 d	**Tested By:**	JMH

Test Measurement Results

4500.00 - 5350.00 MHz												
Num	**Frequency MHz**	**Raw dBµV**	**Cable Loss dB**	**AF dB**	**Level dBµV/m**	**Measurement Type**	**Pol**	**Hgt cm**	**Azt Deg**	**Limit dBµV/m**	**Margin dB**	**Pass /Fail**
#1	5148.30	29.22	3.68	34.11	67.01	Max Peak	Horizontal	101	309	68.2	-1.2	Pass
#2	5150.00	6.59	3.67	34.11	44.37	Max Avg	Horizontal	101	309	54.0	-9.6	Pass
#3	5150.00	--	--	--	--	RBE	--	--	--	--	--	--
Test Notes: EUT powered by AC/DC PS. Connected to laptop outside chamber via telnet software. Annotation: 5GL, 5GH Mode 2 Radio 1 CH42-58 ac 80+80 mode.												

RBE – Restricted Band-Edge

Equipment Configuration for Restricted Upper Band-Edge Emissions

Antenna:	Aruba Metal Sheet	**Variant:**	802.11ac-80+80
Antenna Gain (dBi):	2.70	**Modulation:**	OFDM
Beam Forming Gain (Y):	6	**Duty Cycle (%):**	99
Channel Frequency (MHz):	5210.00 + 5290.00	**Data Rate:**	58.60 MBit/s
Power Setting:	13 d	**Tested By:**	JMH

Test Measurement Results

5150.00 - 5460.00 MHz												
Num	**Frequency MHz**	**Raw dBµV**	**Cable Loss dB**	**AF dB**	**Level dBµV/m**	**Measurement Type**	**Pol**	**Hgt cm**	**Azt Deg**	**Limit dBµV/m**	**Margin dB**	**Pass /Fail**
#1	5350.00	6.49	3.70	34.51	44.70	Max Avg	Horizontal	101	309	54.0	-9.3	Pass
#3	5351.86	25.35	3.71	34.51	63.57	Max Peak	Horizontal	101	309	68.2	-4.6	Pass
#2	5350.00	--	--	--	--	RBE	--	--	--	--	--	--
Test Notes: EUT powered by AC/DC PS. Connected to laptop outside chamber via telnet software. Annotation: 5GL, 5GH Mode 2 Radio 1 CH42-58 ac 80+80 mode.												

RBE – Restricted Band-Edge

A. APPENDIX - GRAPHICAL IMAGES

A.1. Emissions

A.1.1. Radiated Emissions

A.1.1.1. TX Spurious & Restricted Band Emissions

Antenna: AP-ANT-13B

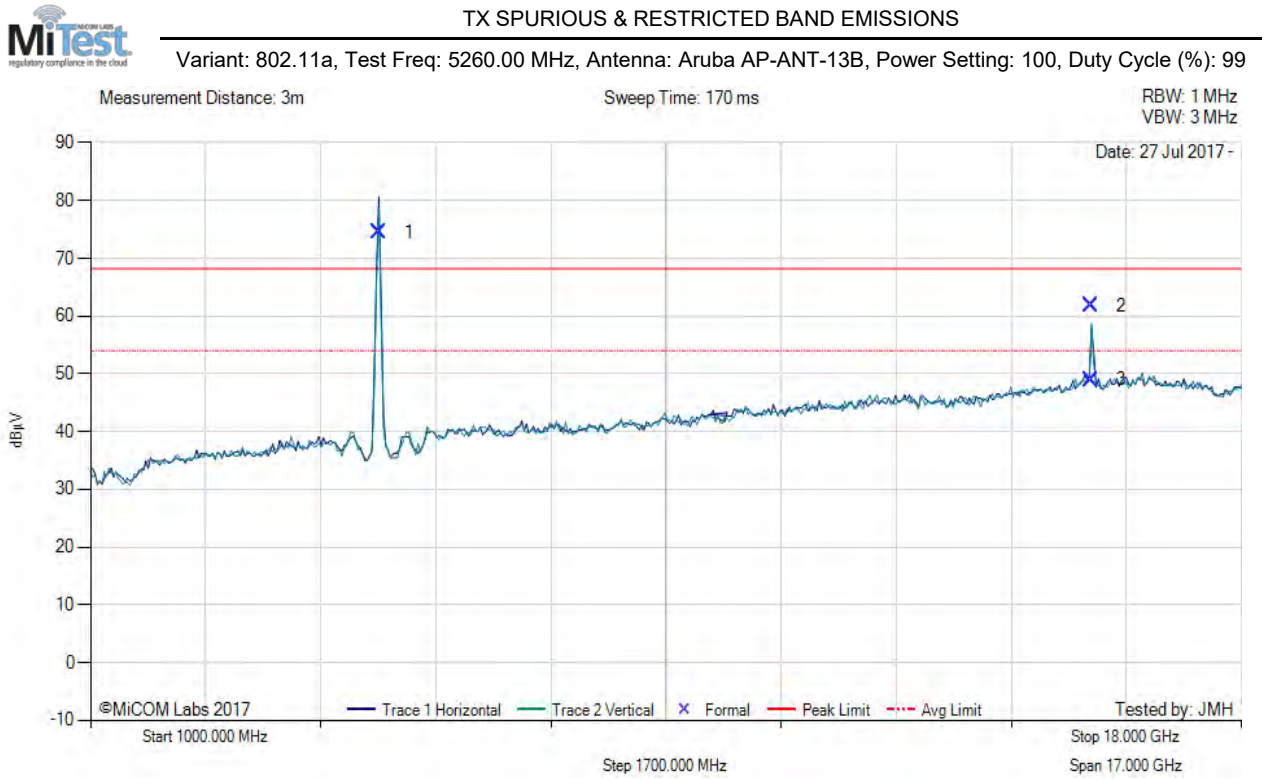

1000.00 - 18000.00 MHz												
Num	**Frequency MHz**	**Raw dBµV**	**Cable Loss dB**	**AF dB**	**Level dBµV/m**	**Measurement Type**	**Pol**	**Hgt cm**	**Azt Deg**	**Limit dBµV/m**	**Margin dB**	**Pass /Fail**
1	5254.60	82.23	3.64	-11.32	74.55	Fundamental	Horizontal	100	0	--	--	
2	15781.44	55.67	6.00	0.09	61.76	Max Peak	Vertical	112	40	68.2	-6.5	Pass
3	15781.44	42.89	6.00	0.09	48.98	Max Avg	Vertical	112	40	54.0	-5.0	Pass

Test Notes: EUT powered by AC/DC PS. Connected to laptop outside chamber via telnet software. Annotation: 5GL, 5GH Mode 2 Radio 1 CH52 a mode.

back to matrix

TX SPURIOUS & RESTRICTED BAND EMISSIONS

Variant: 802.11a, Test Freq: 5280.00 MHz, Antenna: Aruba AP-ANT-13B, Power Setting: 100, Duty Cycle (%): 99

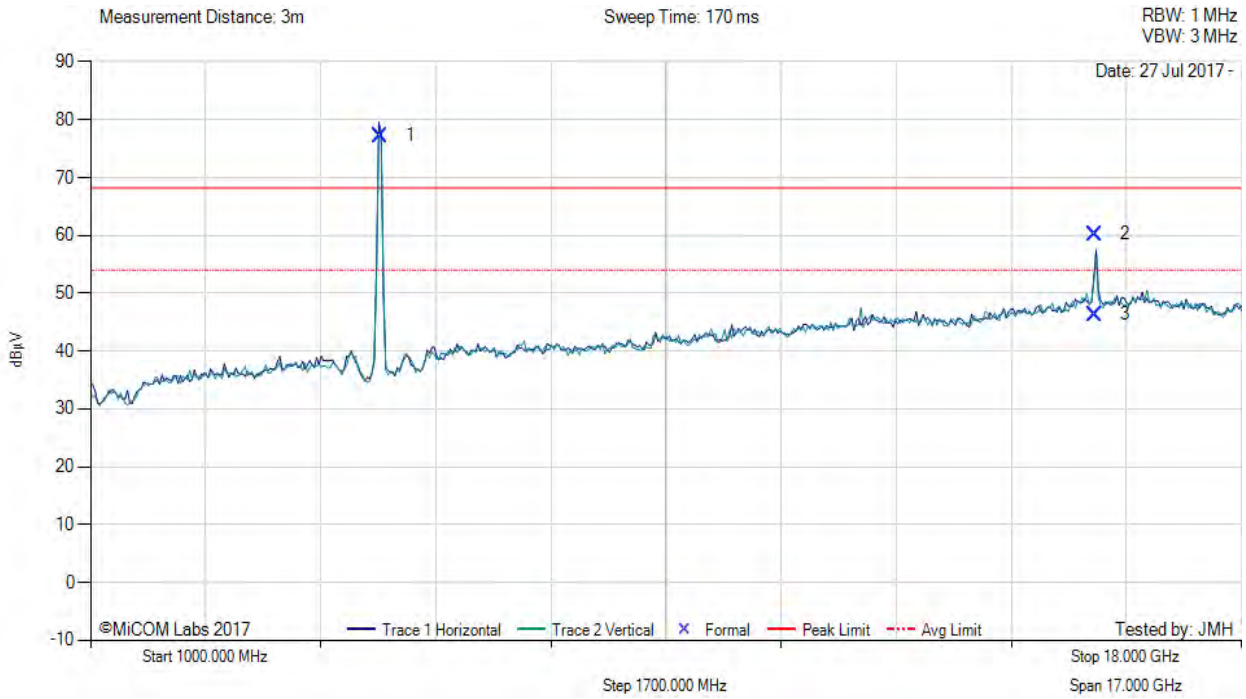

1000.00 - 18000.00 MHz												
Num	**Frequency MHz**	**Raw dBµV**	**Cable Loss dB**	**AF dB**	**Level dBµV/m**	**Measurement Type**	**Pol**	**Hgt cm**	**Azt Deg**	**Limit dBµV/m**	**Margin dB**	**Pass /Fail**
1	5274.44	84.79	3.71	-11.22	77.28	Fundamental	Horizontal	100	0	--	--	
2	15833.48	54.24	5.97	0.03	60.24	Max Peak	Horizontal	120	313	68.2	-8.0	Pass
3	15833.48	40.31	5.97	0.03	46.31	Max Avg	Horizontal	120	313	54.0	-7.7	Pass

Test Notes: EUT powered by AC/DC PS. Connected to laptop outside chamber via telnet software. Annotation: 5GL, 5GH Mode 2 Radio 1 CH56 a mode.

back to matrix

TX SPURIOUS & RESTRICTED BAND EMISSIONS

Variant: 802.11a, Test Freq: 5320.00 MHz, Antenna: Aruba AP-ANT-13B, Power Setting: 66, Duty Cycle (%): 99

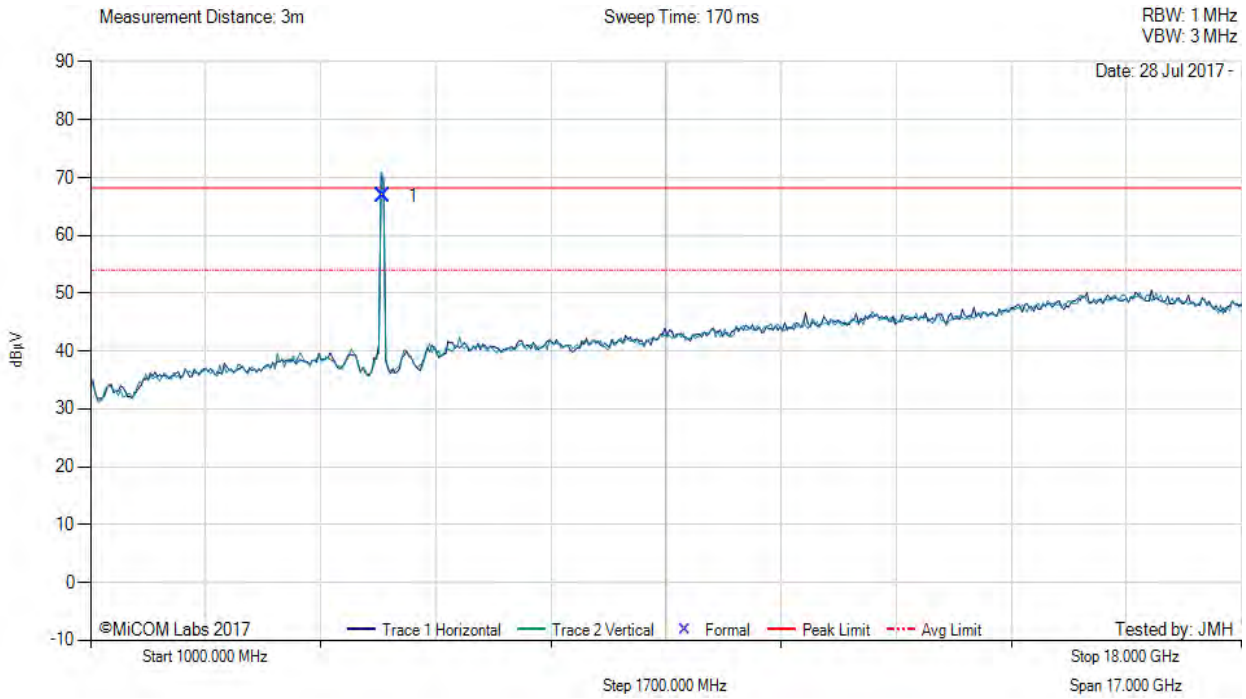

1000.00 - 18000.00 MHz												
Num	**Frequency MHz**	**Raw dBµV**	**Cable Loss dB**	**AF dB**	**Level dBµV/m**	**Measurement Type**	**Pol**	**Hgt cm**	**Azt Deg**	**Limit dBµV/m**	**Margin dB**	**Pass /Fail**
1	5318.21	74.15	3.75	-11.07	66.83	Fundamental	Vertical	100	0	--	--	

Test Notes: EUT powered by AC/DC PS. Connected to laptop outside chamber via telnet software. Annotation: 5GL, 5GH Mode 2 Radio 1 CH64 a mode.

back to matrix

Antenna: AP-ANT-19

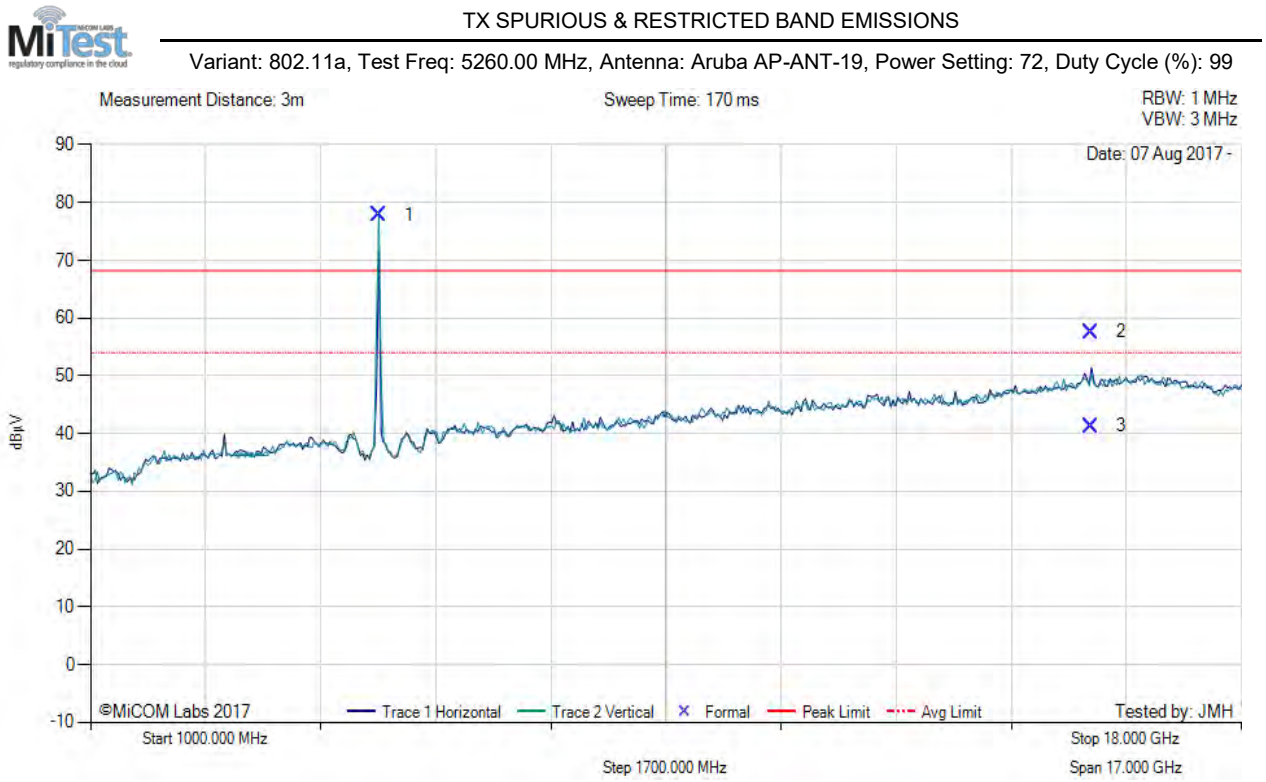

1000.00 - 18000.00 MHz												
Num	**Frequency MHz**	**Raw dBµV**	**Cable Loss dB**	**AF dB**	**Level dBµV/m**	**Measurement Type**	**Pol**	**Hgt cm**	**Azt Deg**	**Limit dBµV/m**	**Margin dB**	**Pass /Fail**
1	5259.23	85.50	3.65	-11.29	77.86	Fundamental	Vertical	151	0	--	--	
2	15781.58	51.53	6.00	0.09	57.62	Max Peak	Vertical	191	78	68.2	-10.6	Pass
3	15781.58	35.17	6.00	0.09	41.26	Max Avg	Vertical	191	78	54.0	-12.7	Pass

Test Notes: EUT powered by AC/DC PS. Connected to laptop outside chamber via telnet software. Annotation: 5GL, 5GH Mode 2 Radio 1 CH52 a mode.

back to matrix

TX SPURIOUS & RESTRICTED BAND EMISSIONS

Variant: 802.11a, Test Freq: 5300.00 MHz, Antenna: Aruba AP-ANT-19, Power Setting: 72, Duty Cycle (%): 99

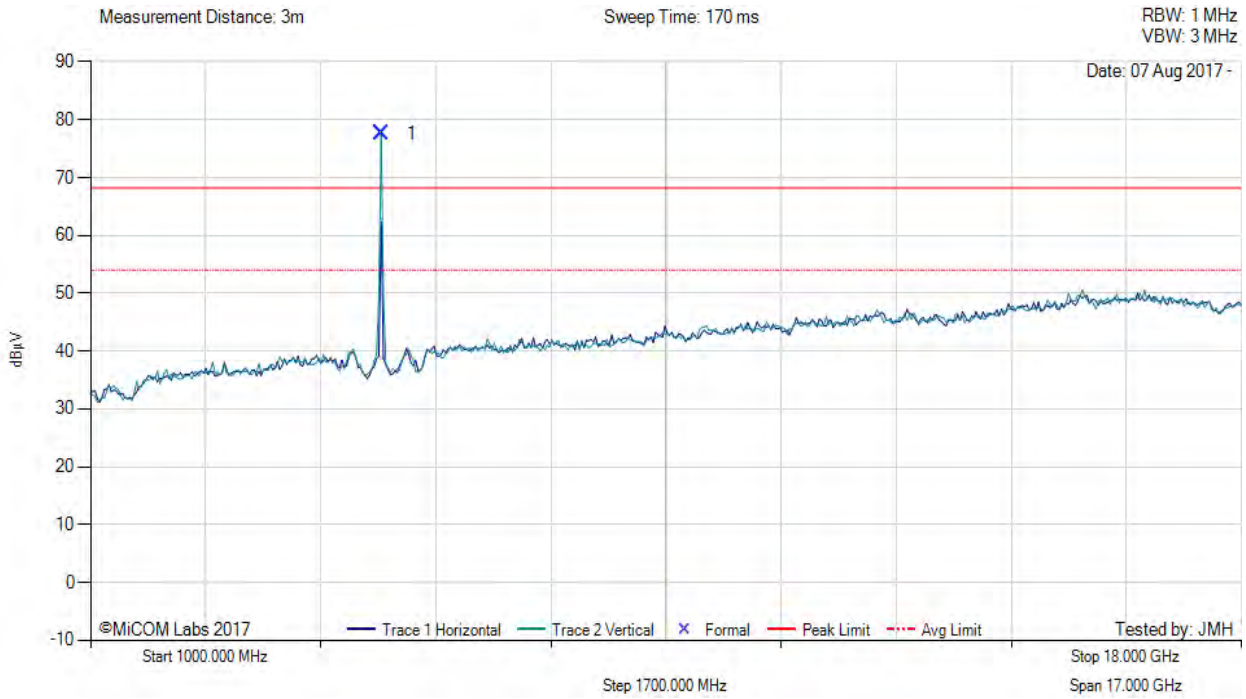

1000.00 - 18000.00 MHz												
Num	**Frequency MHz**	**Raw dBµV**	**Cable Loss dB**	**AF dB**	**Level dBµV/m**	**Measurement Type**	**Pol**	**Hgt cm**	**Azt Deg**	**Limit dBµV/m**	**Margin dB**	**Pass /Fail**
1	5299.36	84.85	3.81	-11.09	77.57	Fundamental	Vertical	151	0	--	--	

Test Notes: EUT powered by AC/DC PS. Connected to laptop outside chamber via telnet software. Annotation: 5GL, 5GH Mode 2 Radio 1 CH60 a mode.

back to matrix

TX SPURIOUS & RESTRICTED BAND EMISSIONS

Variant: 802.11a, Test Freq: 5320.00 MHz, Antenna: Aruba AP-ANT-19, Power Setting: 66, Duty Cycle (%): 99

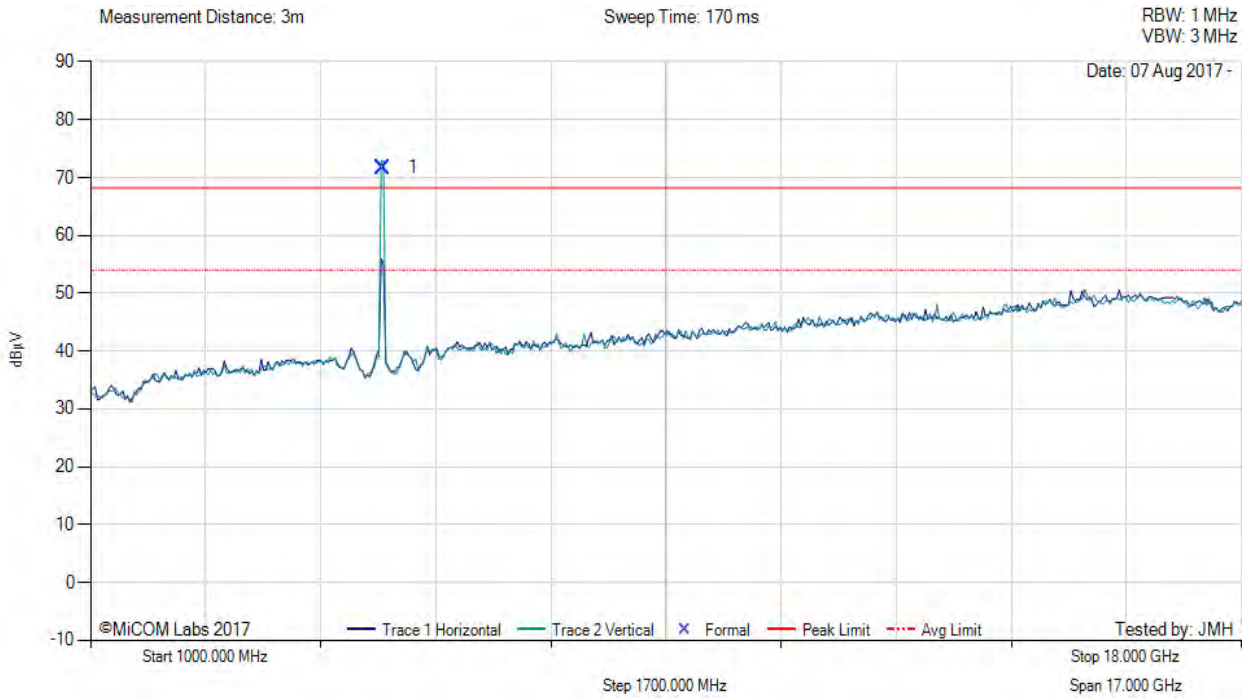

1000.00 - 18000.00 MHz												
Num	**Frequency MHz**	**Raw dBµV**	**Cable Loss dB**	**AF dB**	**Level dBµV/m**	**Measurement Type**	**Pol**	**Hgt cm**	**Azt Deg**	**Limit dBµV/m**	**Margin dB**	**Pass /Fail**
1	5318.22	79.08	3.75	-11.07	71.76	Fundamental	Vertical	151	0	--	--	

Test Notes: EUT powered by AC/DC PS. Connected to laptop outside chamber via telnet software. Annotation: 5GL, 5GH Mode 2 Radio 1 CH64 a mode.

back to matrix

Antenna: AP-ANT-1W

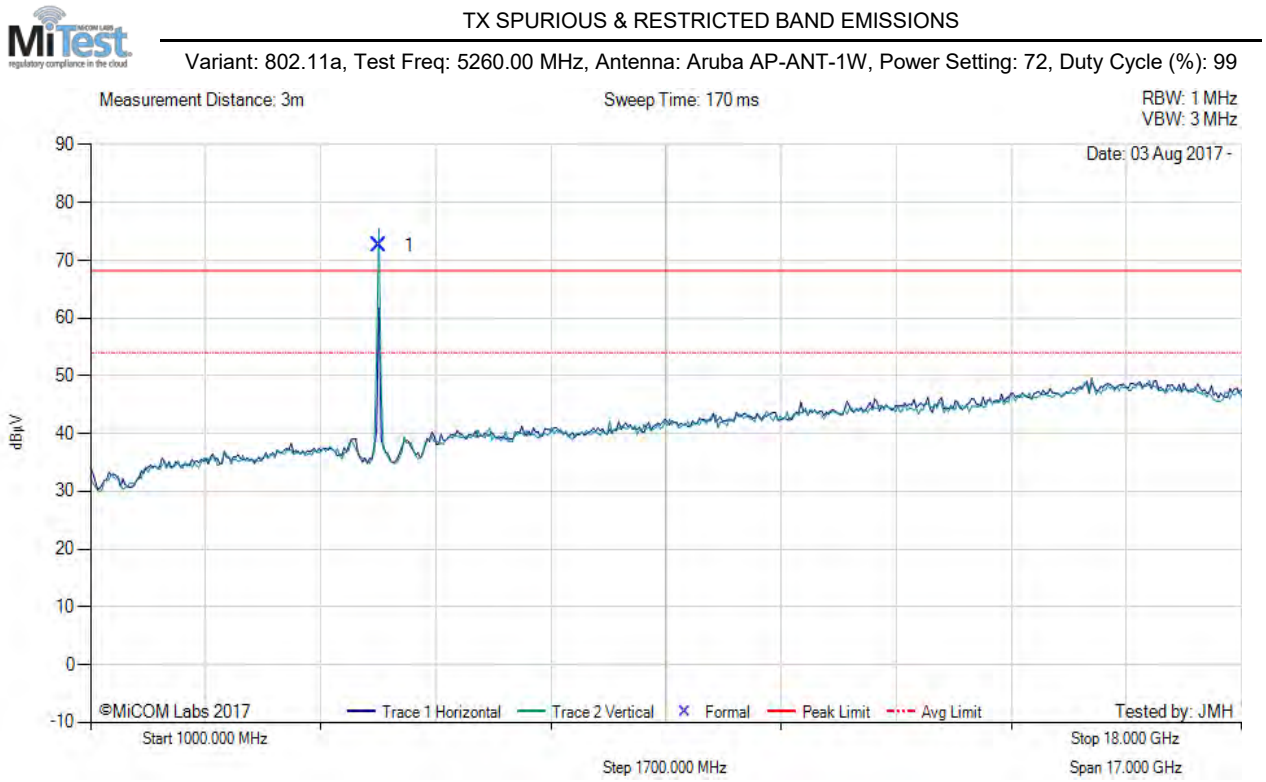

1000.00 - 18000.00 MHz												
Num	**Frequency MHz**	**Raw dBµV**	**Cable Loss dB**	**AF dB**	**Level dBµV/m**	**Measurement Type**	**Pol**	**Hgt cm**	**Azt Deg**	**Limit dBµV/m**	**Margin dB**	**Pass /Fail**
1	5264.30	80.22	3.67	-11.27	72.62	Fundamental	Vertical	100	0	--	--	

Test Notes: EUT powered by AC/DC PS. Connected to laptop outside chamber via telnet software. Annotation: 5GL, 5GH Mode 2 Radio 1 CH52 a mode.

back to matrix

TX SPURIOUS & RESTRICTED BAND EMISSIONS

Variant: 802.11a, Test Freq: 5300.00 MHz, Antenna: Aruba AP-ANT-1W, Power Setting: 72, Duty Cycle (%): 99

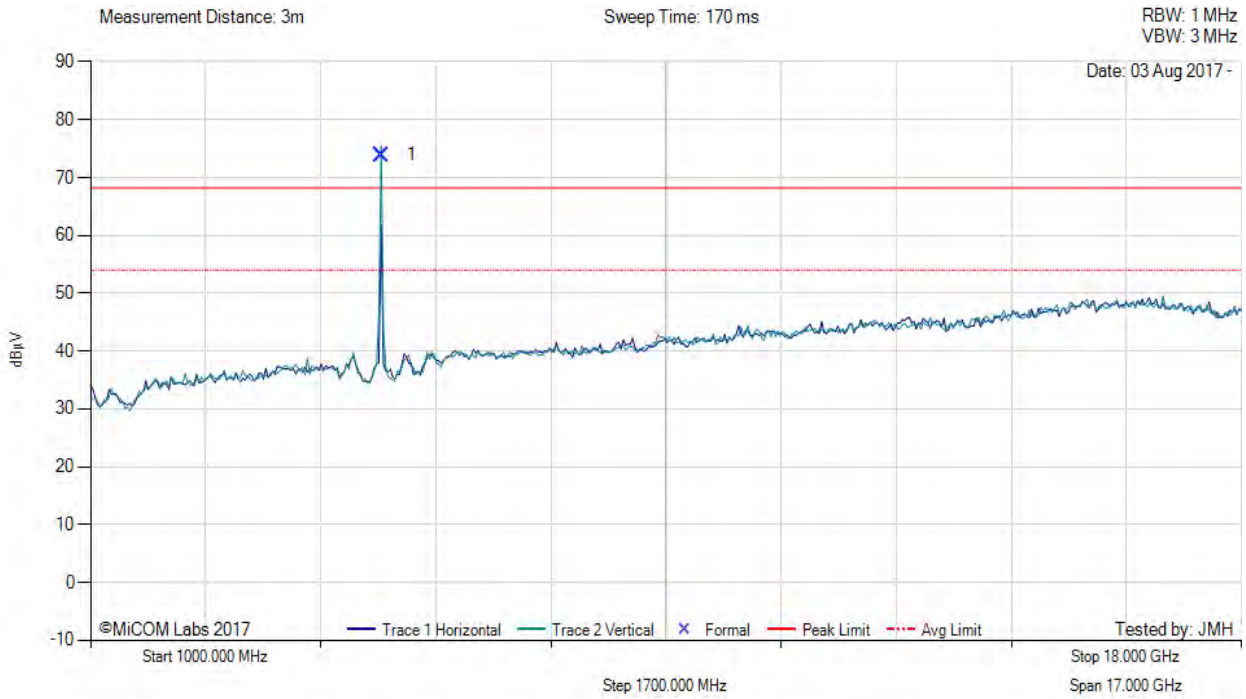

1000.00 - 18000.00 MHz												
Num	**Frequency MHz**	**Raw dBµV**	**Cable Loss dB**	**AF dB**	**Level dBµV/m**	**Measurement Type**	**Pol**	**Hgt cm**	**Azt Deg**	**Limit dBµV/m**	**Margin dB**	**Pass /Fail**
1	5301.35	81.20	3.81	-11.09	73.92	Fundamental	Vertical	100	142	--	--	

Test Notes: EUT powered by AC/DC PS. Connected to laptop outside chamber via telnet software. Annotation: 5GL, 5GH Mode 2 Radio 1 CH60 a mode.

back to matrix

TX SPURIOUS & RESTRICTED BAND EMISSIONS

Variant: 802.11a, Test Freq: 5320.00 MHz, Antenna: Aruba AP-ANT-1W, Power Setting: 65, Duty Cycle (%): 99

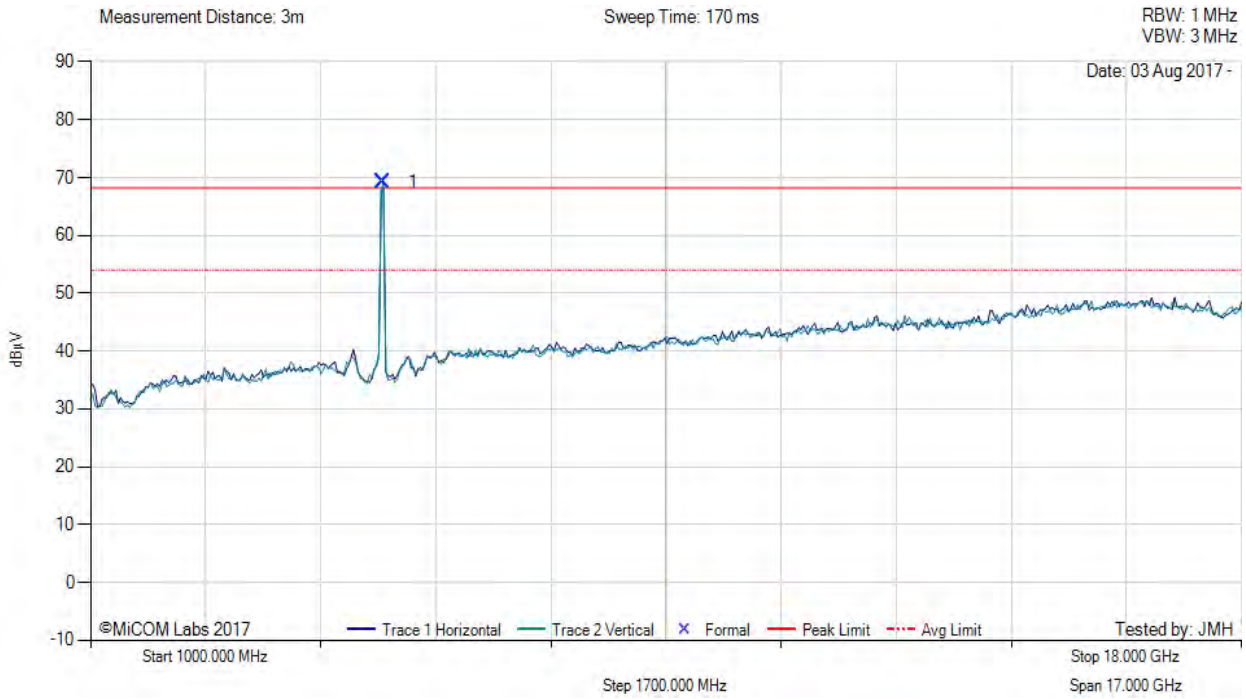

1000.00 - 18000.00 MHz												
Num	**Frequency MHz**	**Raw dBµV**	**Cable Loss dB**	**AF dB**	**Level dBµV/m**	**Measurement Type**	**Pol**	**Hgt cm**	**Azt Deg**	**Limit dBµV/m**	**Margin dB**	**Pass /Fail**
1	5323.29	76.47	3.75	-11.06	69.16	Fundamental	Vertical	100	163	--	--	

Test Notes: EUT powered by AC/DC PS. Connected to laptop outside chamber via telnet software. Annotation: 5GL, 5GH Mode 2 Radio 1 CH64 a mode.

back to matrix

Antenna: AP-ANT-20W

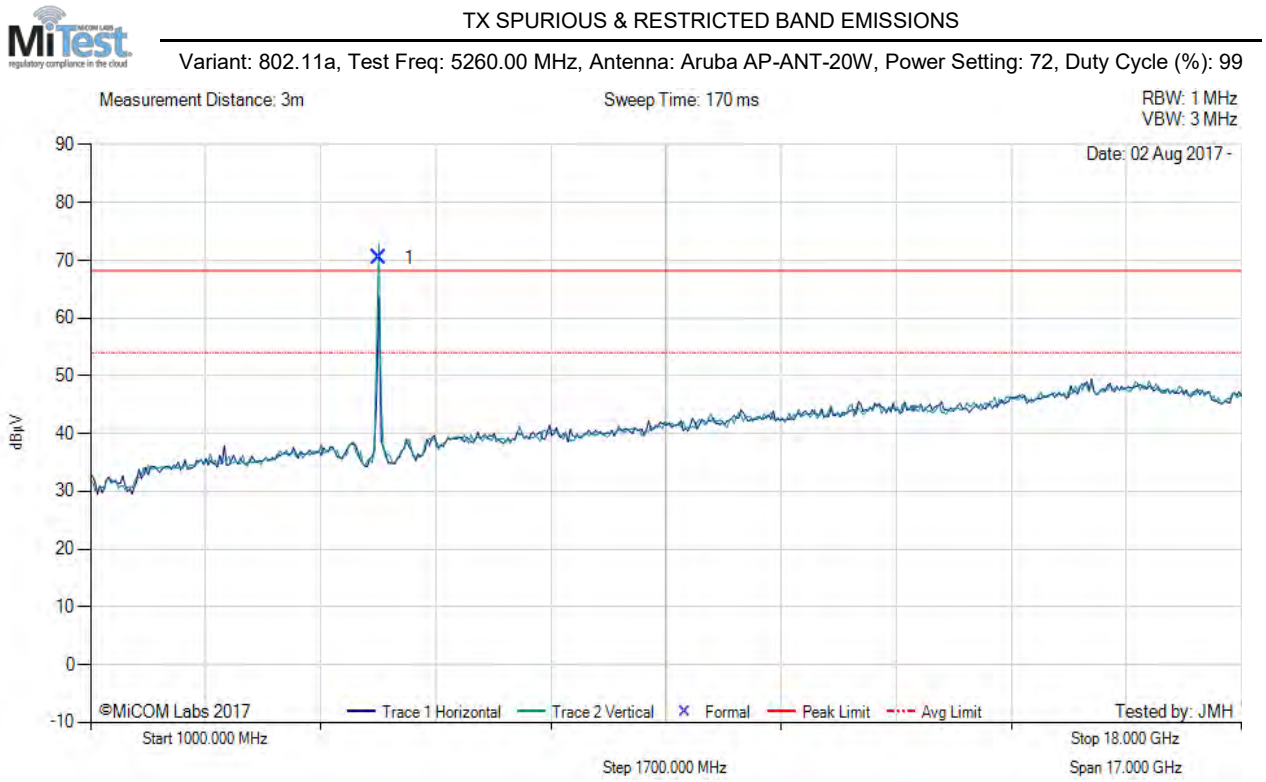

1000.00 - 18000.00 MHz												
Num	**Frequency MHz**	**Raw dBµV**	**Cable Loss dB**	**AF dB**	**Level dBµV/m**	**Measurement Type**	**Pol**	**Hgt cm**	**Azt Deg**	**Limit dBµV/m**	**Margin dB**	**Pass /Fail**
1	5261.33	78.09	3.66	-11.29	70.46	Fundamental	Vertical	100	0	--	--	

Test Notes: EUT powered by AC/DC PS. Connected to laptop outside chamber via telnet software. Annotation: 5GL, 5GH Mode 2 Radio 1 CH52 a mode.

back to matrix

TX SPURIOUS & RESTRICTED BAND EMISSIONS

Variant: 802.11a, Test Freq: 5300.00 MHz, Antenna: Aruba AP-ANT-20W, Power Setting: 72, Duty Cycle (%): 99

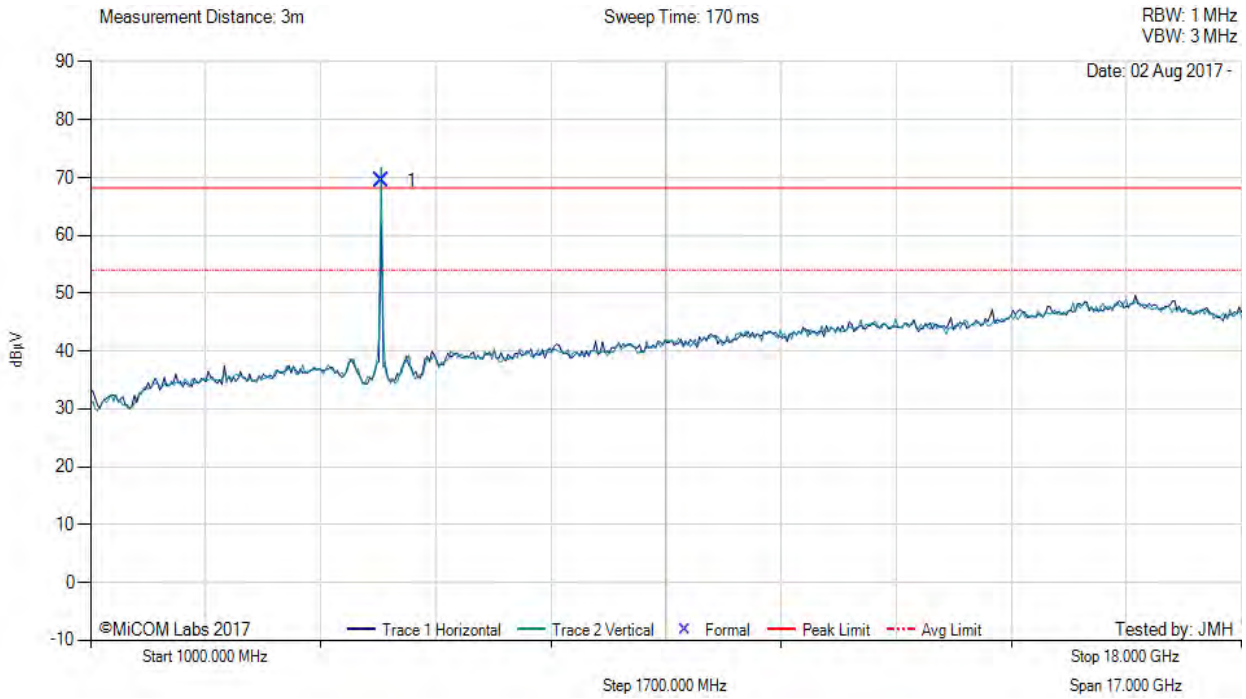

1000.00 - 18000.00 MHz												
Num	**Frequency MHz**	**Raw dBµV**	**Cable Loss dB**	**AF dB**	**Level dBµV/m**	**Measurement Type**	**Pol**	**Hgt cm**	**Azt Deg**	**Limit dBµV/m**	**Margin dB**	**Pass /Fail**
1	5302.01	76.66	3.81	-11.08	69.39	Fundamental	Vertical	100	0	--	--	

Test Notes: EUT powered by AC/DC PS. Connected to laptop outside chamber via telnet software. Annotation: 5GL, 5GH Mode 2 Radio 1 CH60 a mode.

back to matrix

TX SPURIOUS & RESTRICTED BAND EMISSIONS

Variant: 802.11a, Test Freq: 5320.00 MHz, Antenna: Aruba AP-ANT-20W, Power Setting: 72, Duty Cycle (%): 99

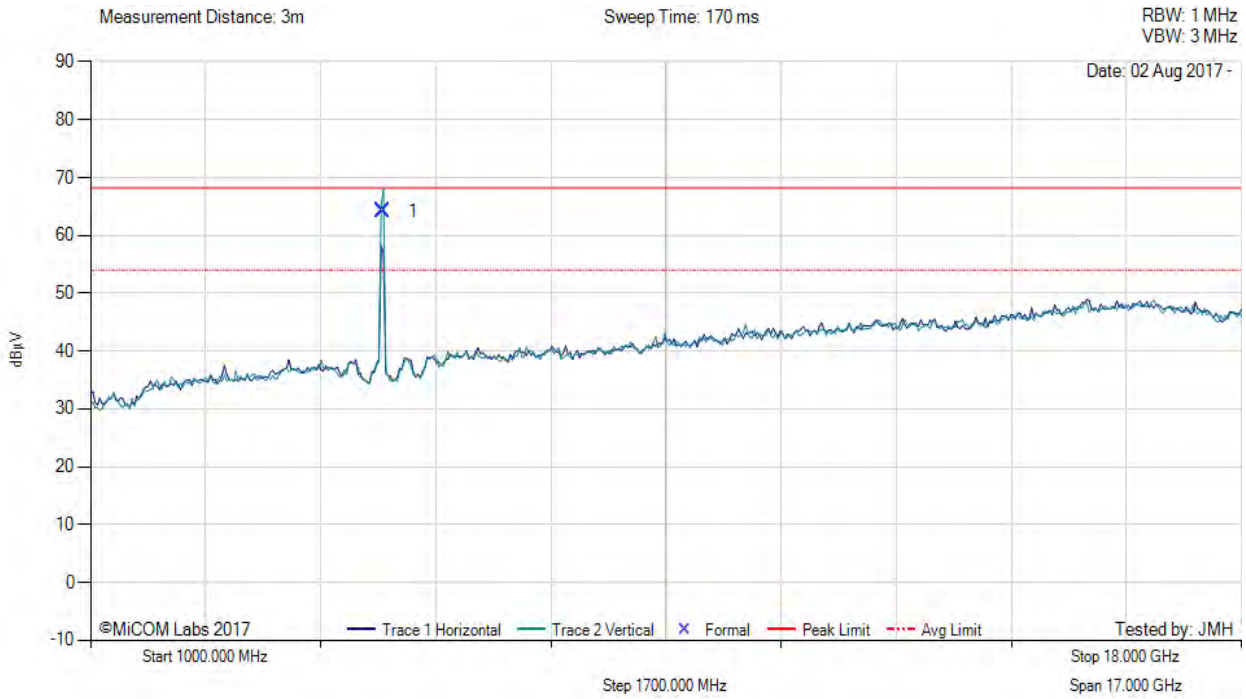

1000.00 - 18000.00 MHz												
Num	**Frequency MHz**	**Raw dBµV**	**Cable Loss dB**	**AF dB**	**Level dBµV/m**	**Measurement Type**	**Pol**	**Hgt cm**	**Azt Deg**	**Limit dBµV/m**	**Margin dB**	**Pass /Fail**
1	5322.41	71.53	3.75	-11.06	64.22	Fundamental	Vertical	100	0	--	--	

Test Notes: EUT powered by AC/DC PS. Connected to laptop outside chamber via telnet software. Annotation: 5GL, 5GH Mode 2 Radio 1 CH64 a mode.

back to matrix

Antenna: AP-ANT-40

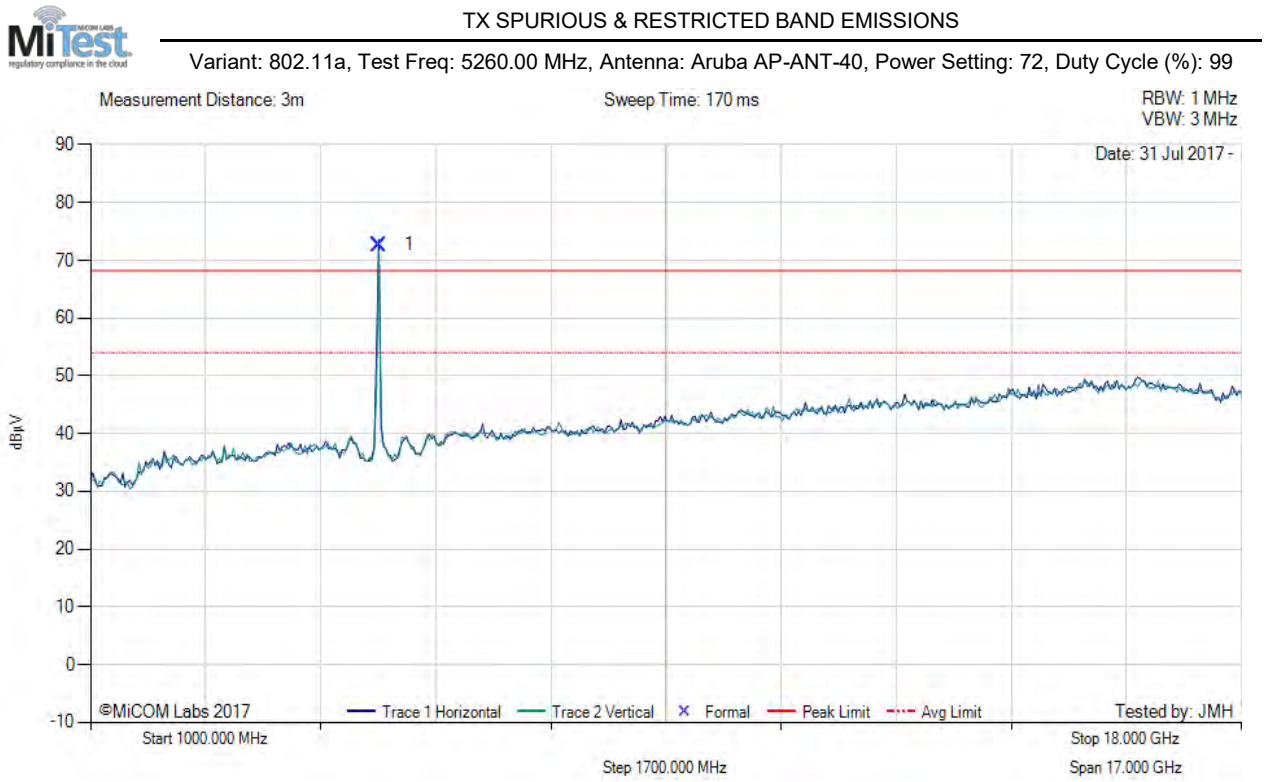

1000.00 - 18000.00 MHz												
Num	**Frequency MHz**	**Raw dBµV**	**Cable Loss dB**	**AF dB**	**Level dBµV/m**	**Measurement Type**	**Pol**	**Hgt cm**	**Azt Deg**	**Limit dBµV/m**	**Margin dB**	**Pass /Fail**
1	5252.68	80.39	3.64	-11.33	72.70	Fundamental	Horizontal	100	53	--	--	

Test Notes: EUT powered by AC/DC PS. Connected to laptop outside chamber via telnet software. Annotation: 5GL, 5GH Mode 2 Radio 1 CH52 a mode.

back to matrix

TX SPURIOUS & RESTRICTED BAND EMISSIONS

Variant: 802.11a, Test Freq: 5300.00 MHz, Antenna: Aruba AP-ANT-40, Power Setting: 72, Duty Cycle (%): 99

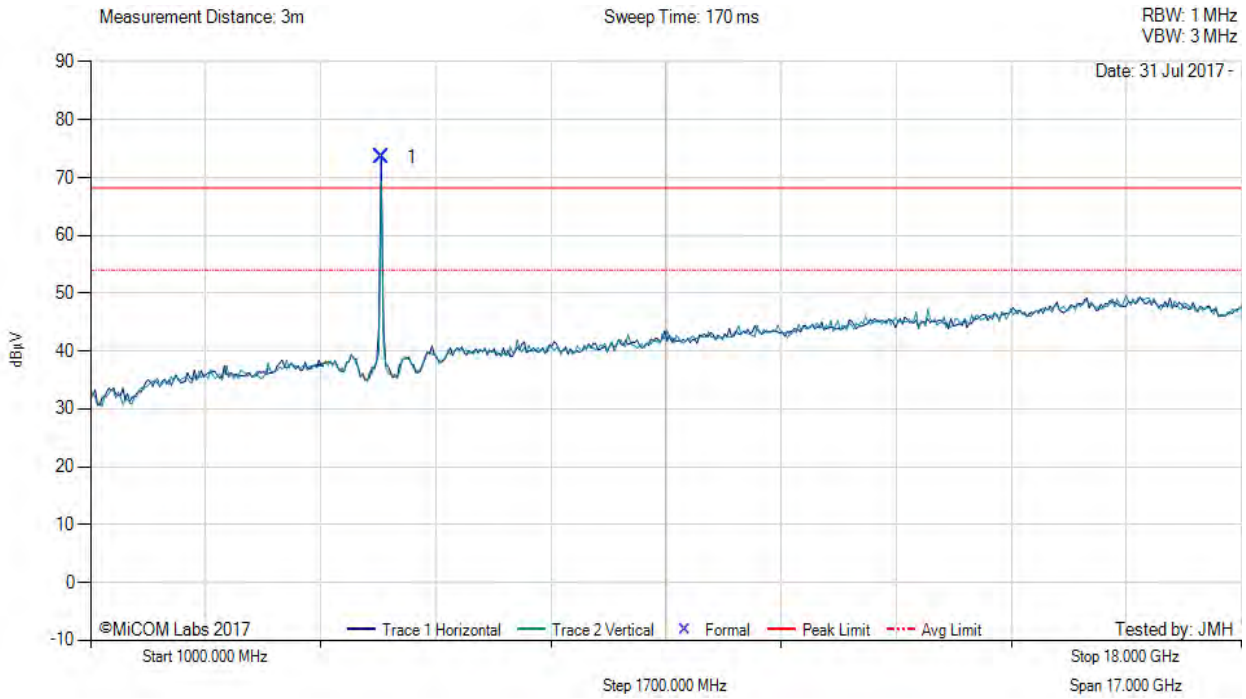

1000.00 - 18000.00 MHz												
Num	**Frequency MHz**	**Raw dBµV**	**Cable Loss dB**	**AF dB**	**Level dBµV/m**	**Measurement Type**	**Pol**	**Hgt cm**	**Azt Deg**	**Limit dBµV/m**	**Margin dB**	**Pass /Fail**
1	5295.29	80.89	3.78	-11.12	73.55	Fundamental	Horizontal	100	35	--	--	

Test Notes: EUT powered by AC/DC PS. Connected to laptop outside chamber via telnet software. Annotation: 5GL, 5GH Mode 2 Radio 1 CH60 a mode.

back to matrix

TX SPURIOUS & RESTRICTED BAND EMISSIONS

Variant: 802.11a, Test Freq: 5320.00 MHz, Antenna: Aruba AP-ANT-40, Power Setting: 72, Duty Cycle (%): 99

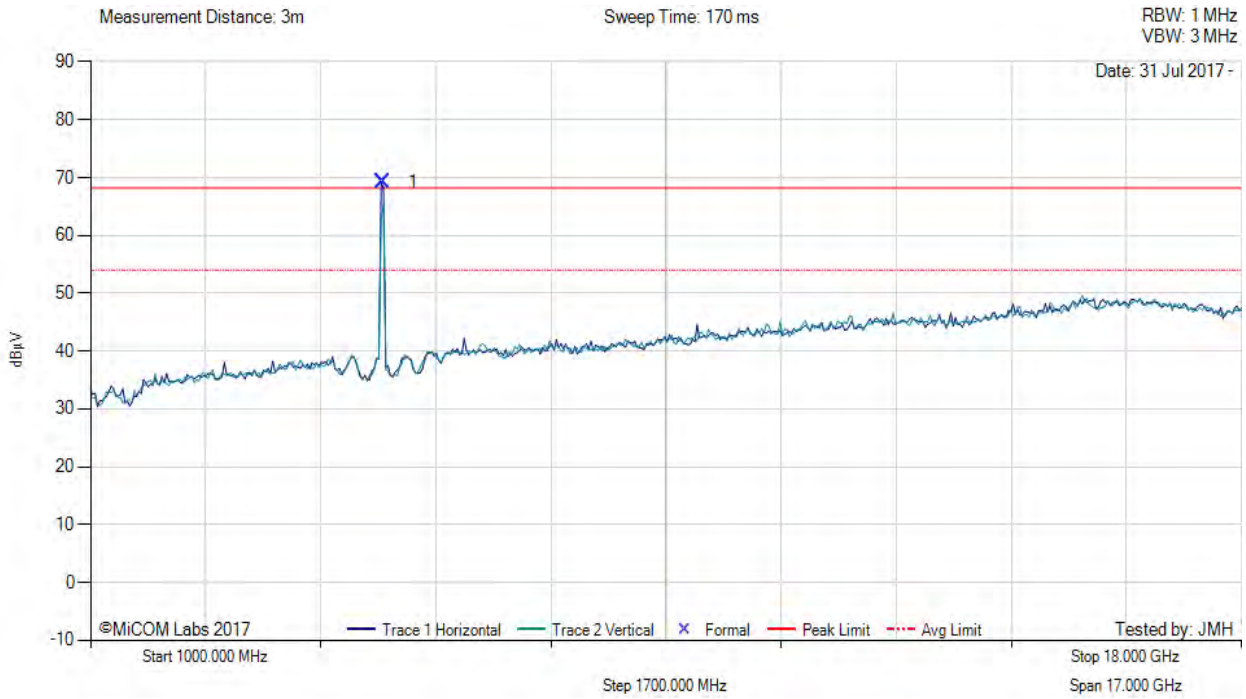

1000.00 - 18000.00 MHz												
Num	**Frequency MHz**	**Raw dBµV**	**Cable Loss dB**	**AF dB**	**Level dBµV/m**	**Measurement Type**	**Pol**	**Hgt cm**	**Azt Deg**	**Limit dBµV/m**	**Margin dB**	**Pass /Fail**
1	5312.49	76.55	3.76	-11.07	69.24	Fundamental	Horizontal	100	81	--	--	

Test Notes: EUT powered by AC/DC PS. Connected to laptop outside chamber via telnet software. Annotation: 5GL, 5GH Mode 2 Radio 1 CH64 a mode.

back to matrix

Antenna: AP-ANT-45

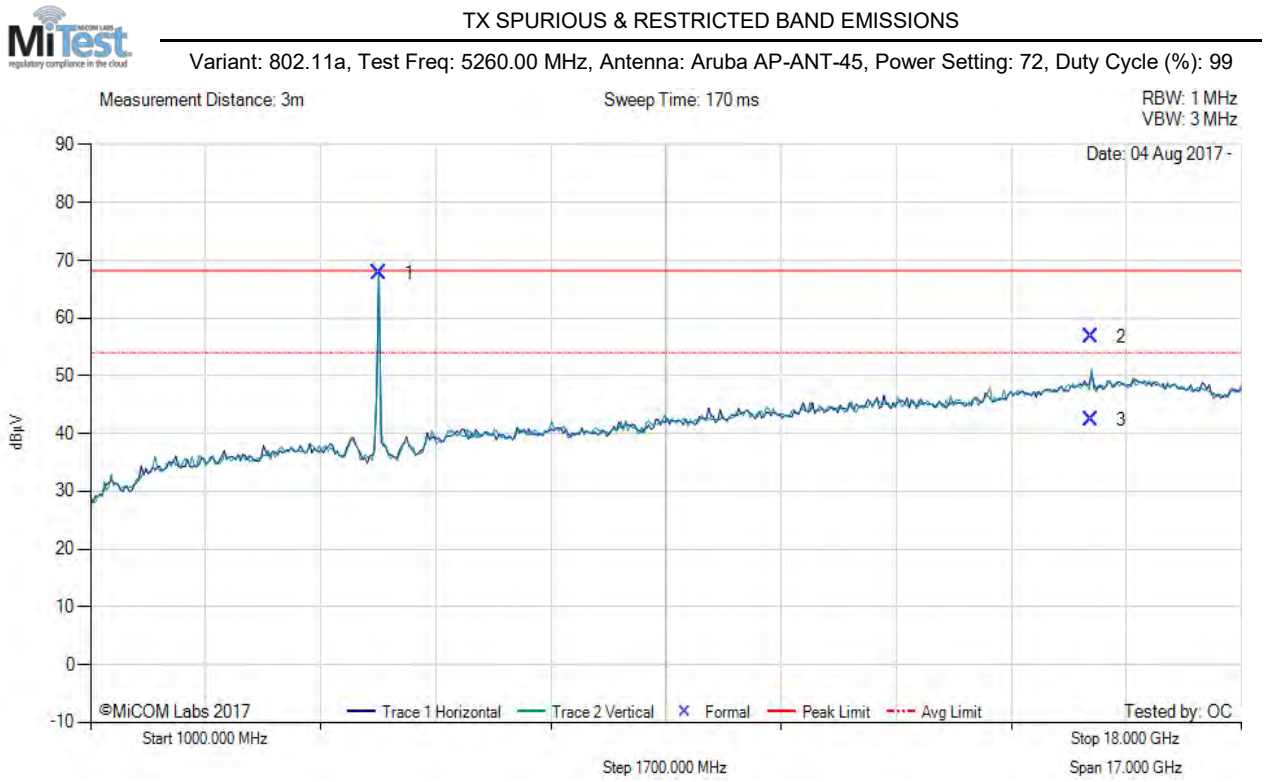

1000.00 - 18000.00 MHz												
Num	**Frequency MHz**	**Raw dBµV**	**Cable Loss dB**	**AF dB**	**Level dBµV/m**	**Measurement Type**	**Pol**	**Hgt cm**	**Azt Deg**	**Limit dBµV/m**	**Margin dB**	**Pass /Fail**
1	5266.29	75.28	3.68	-11.26	67.70	Fundamental	Horizontal	100	9	--	--	
2	15771.08	50.67	5.97	0.11	56.75	Max Peak	Vertical	157	70	68.2	-11.5	Pass
3	15771.08	36.24	5.97	0.11	42.32	Max Avg	Vertical	157	70	54.0	-11.7	Pass

Test Notes: EUT powered by AC/DC PS. Connected to laptop outside chamber via telnet software. Annotation: 5GL, 5GH Mode 2 Radio 1 CH52 a mode.

back to matrix

TX SPURIOUS & RESTRICTED BAND EMISSIONS

Variant: 802.11a, Test Freq: 5300.00 MHz, Antenna: Aruba AP-ANT-45, Power Setting: 72, Duty Cycle (%): 99

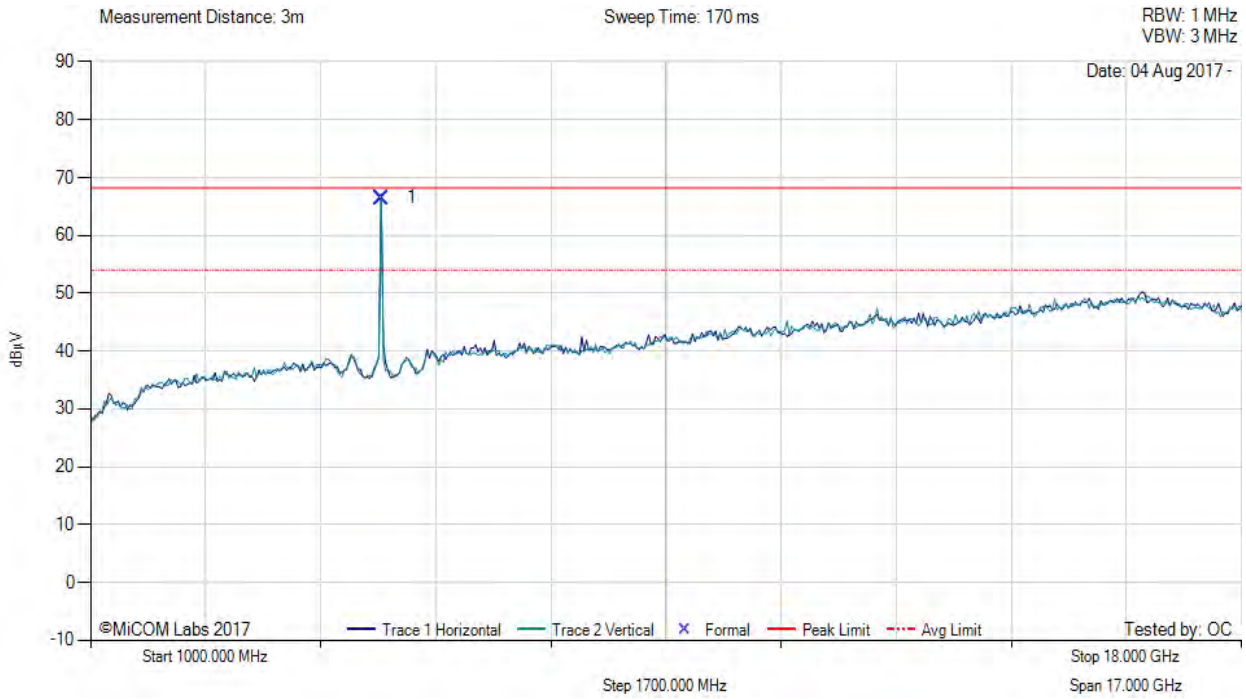

1000.00 - 18000.00 MHz												
Num	**Frequency MHz**	**Raw dBµV**	**Cable Loss dB**	**AF dB**	**Level dBµV/m**	**Measurement Type**	**Pol**	**Hgt cm**	**Azt Deg**	**Limit dBµV/m**	**Margin dB**	**Pass /Fail**
1	5298.04	73.71	3.81	-11.10	66.42	Fundamental	Horizontal	100	43	--	--	

Test Notes: EUT powered by AC/DC PS. Connected to laptop outside chamber via telnet software. Annotation: 5GL, 5GH Mode 2 Radio 1 CH60 a mode.

back to matrix

TX SPURIOUS & RESTRICTED BAND EMISSIONS

Variant: 802.11a, Test Freq: 5320.00 MHz, Antenna: Aruba AP-ANT-45, Power Setting: 60, Duty Cycle (%): 99

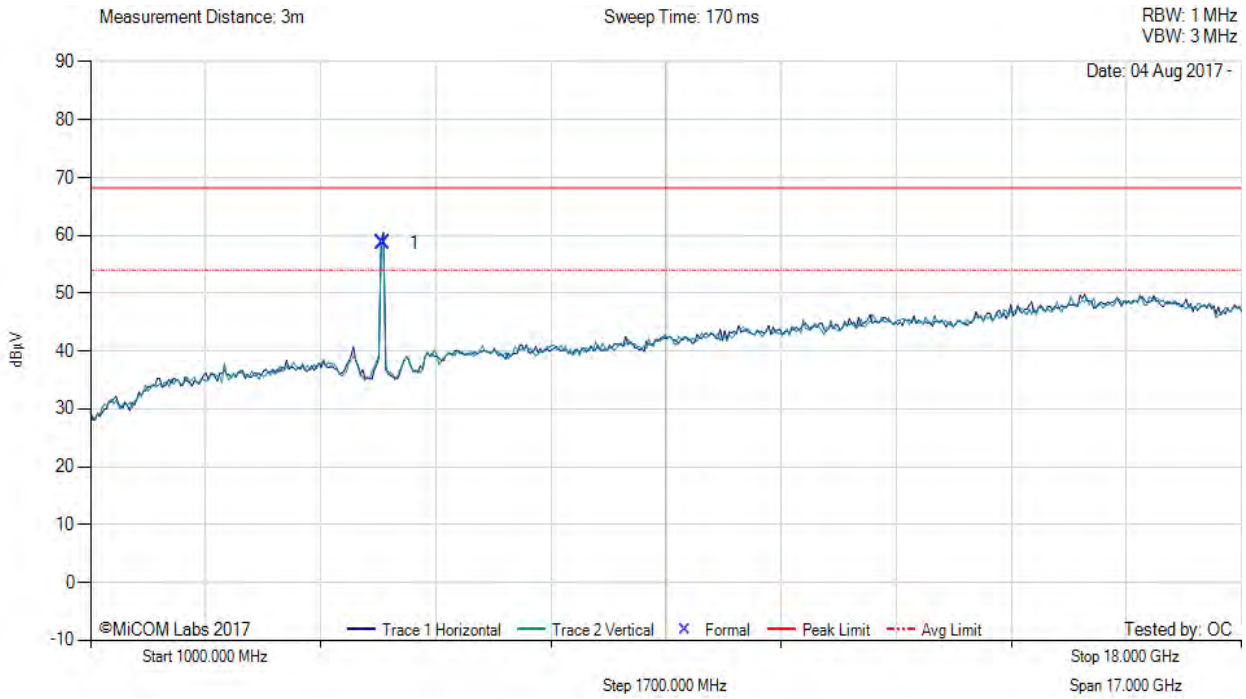

1000.00 - 18000.00 MHz												
Num	**Frequency MHz**	**Raw dBµV**	**Cable Loss dB**	**AF dB**	**Level dBµV/m**	**Measurement Type**	**Pol**	**Hgt cm**	**Azt Deg**	**Limit dBµV/m**	**Margin dB**	**Pass /Fail**
1	5326.71	66.07	3.72	-11.06	58.73	Fundamental	Horizontal	100	62	--	--	

Test Notes: EUT powered by AC/DC PS. Connected to laptop outside chamber via telnet software. Annotation: 5GL, 5GH Mode 2 Radio 1 CH64 a mode.

back to matrix

Antenna: AP-ANT-48

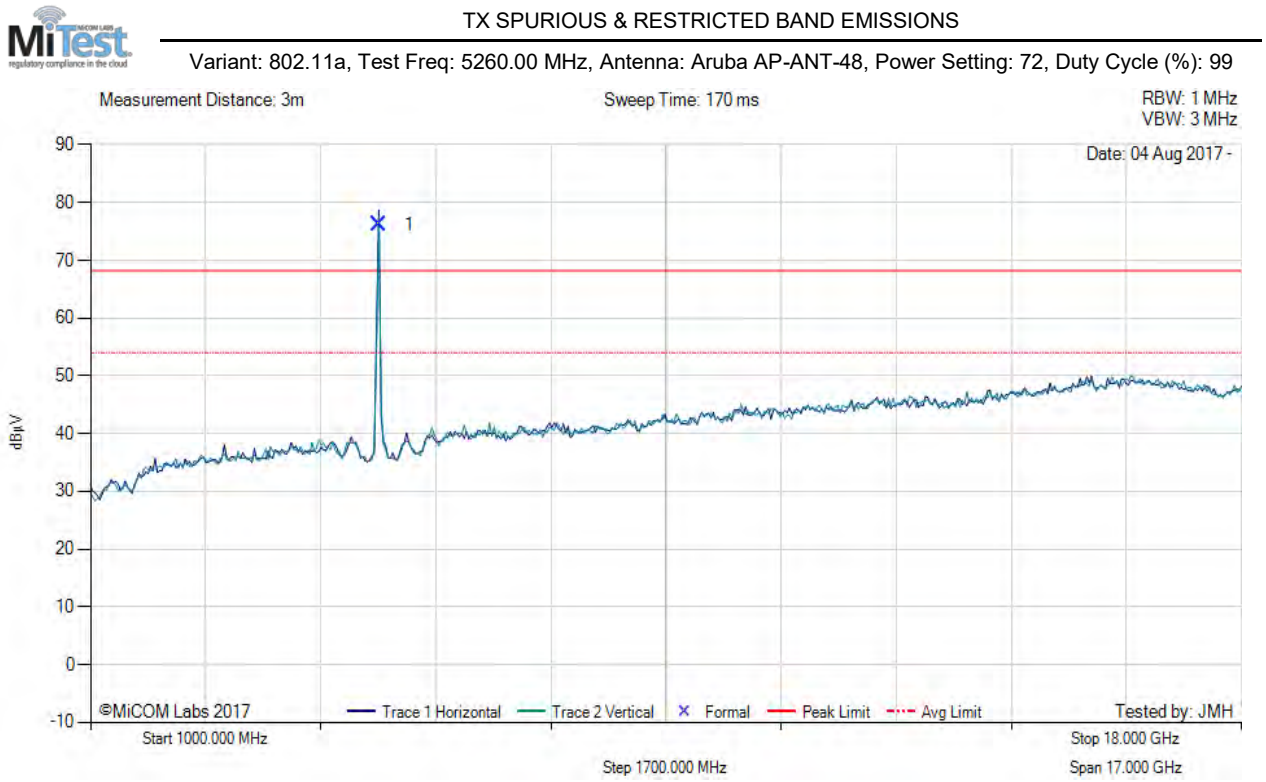

1000.00 - 18000.00 MHz												
Num	**Frequency MHz**	**Raw dBµV**	**Cable Loss dB**	**AF dB**	**Level dBµV/m**	**Measurement Type**	**Pol**	**Hgt cm**	**Azt Deg**	**Limit dBµV/m**	**Margin dB**	**Pass /Fail**
1	5264.41	83.70	3.67	-11.27	76.10	Fundamental	Horizontal	100	0	--	--	

Test Notes: EUT powered by AC/DC PS. Connected to laptop outside chamber via telnet software. Annotation: 5GL, 5GH Mode 2 Radio 1 CH52 a mode.

back to matrix

TX SPURIOUS & RESTRICTED BAND EMISSIONS

Variant: 802.11a, Test Freq: 5300.00 MHz, Antenna: Aruba AP-ANT-48, Power Setting: 72, Duty Cycle (%): 99

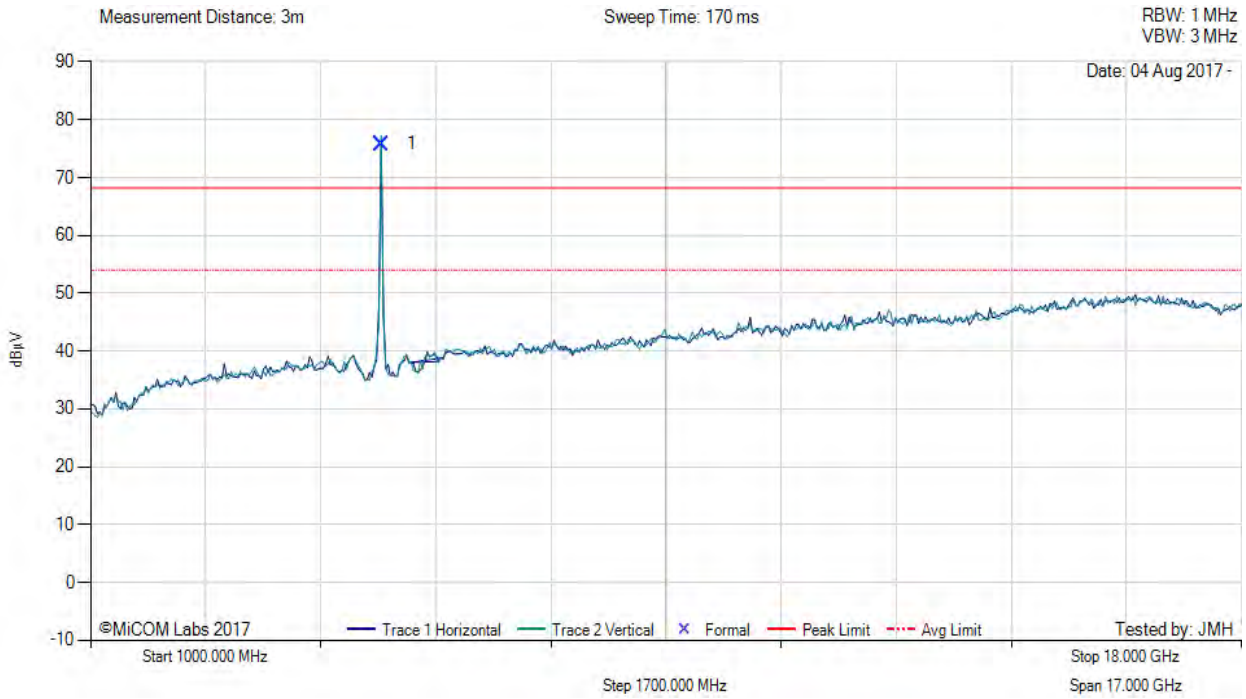

1000.00 - 18000.00 MHz												
Num	**Frequency MHz**	**Raw dBµV**	**Cable Loss dB**	**AF dB**	**Level dBµV/m**	**Measurement Type**	**Pol**	**Hgt cm**	**Azt Deg**	**Limit dBµV/m**	**Margin dB**	**Pass /Fail**
1	5304.43	83.09	3.80	-11.08	75.81	Fundamental	Vertical	100	0	--	--	

Test Notes: EUT powered by AC/DC PS. Connected to laptop outside chamber via telnet software. Annotation: 5GL, 5GH Mode 2 Radio 1 CH60 a mode.

back to matrix

TX SPURIOUS & RESTRICTED BAND EMISSIONS

Variant: 802.11a, Test Freq: 5320.00 MHz, Antenna: Aruba AP-ANT-48, Power Setting: 65, Duty Cycle (%): 99

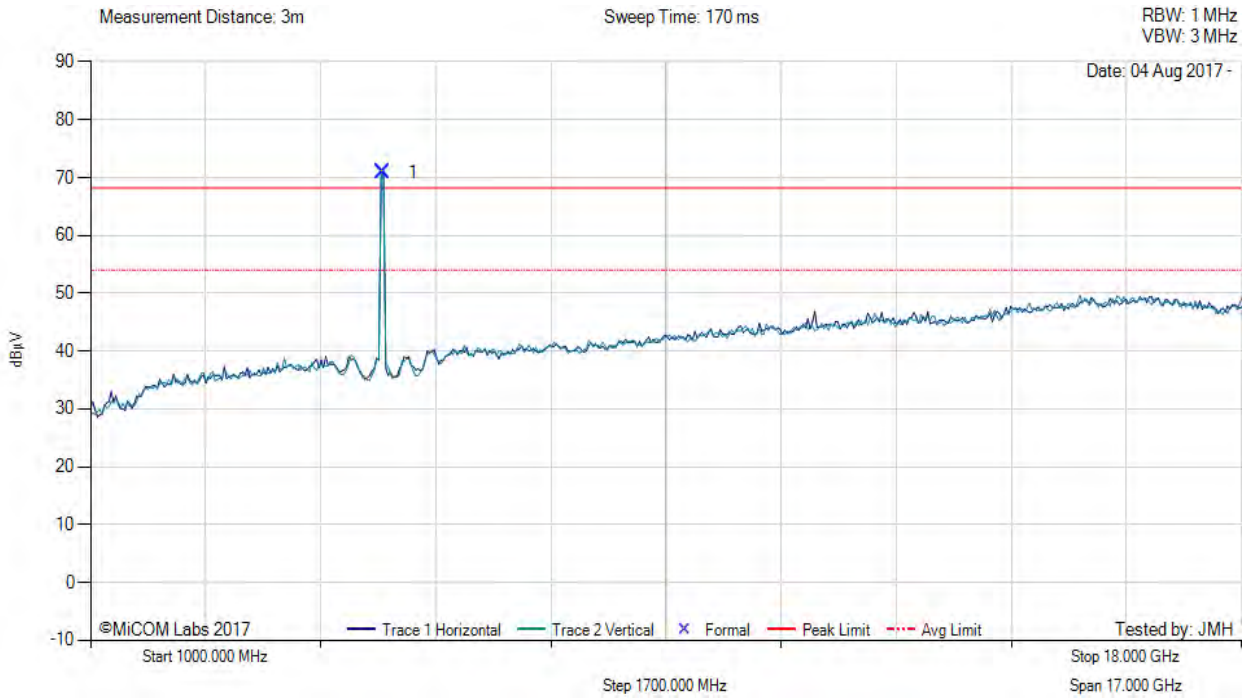

1000.00 - 18000.00 MHz												
Num	**Frequency MHz**	**Raw dBµV**	**Cable Loss dB**	**AF dB**	**Level dBµV/m**	**Measurement Type**	**Pol**	**Hgt cm**	**Azt Deg**	**Limit dBµV/m**	**Margin dB**	**Pass /Fail**
1	5315.36	78.20	3.76	-11.07	70.89	Fundamental	Horizontal	100	0	--	--	

Test Notes: EUT powered by AC/DC PS. Connected to laptop outside chamber via telnet software. Annotation: 5GL, 5GH Mode 2 Radio 1 CH64 a mode.

back to matrix

Antenna: Metal Sheet

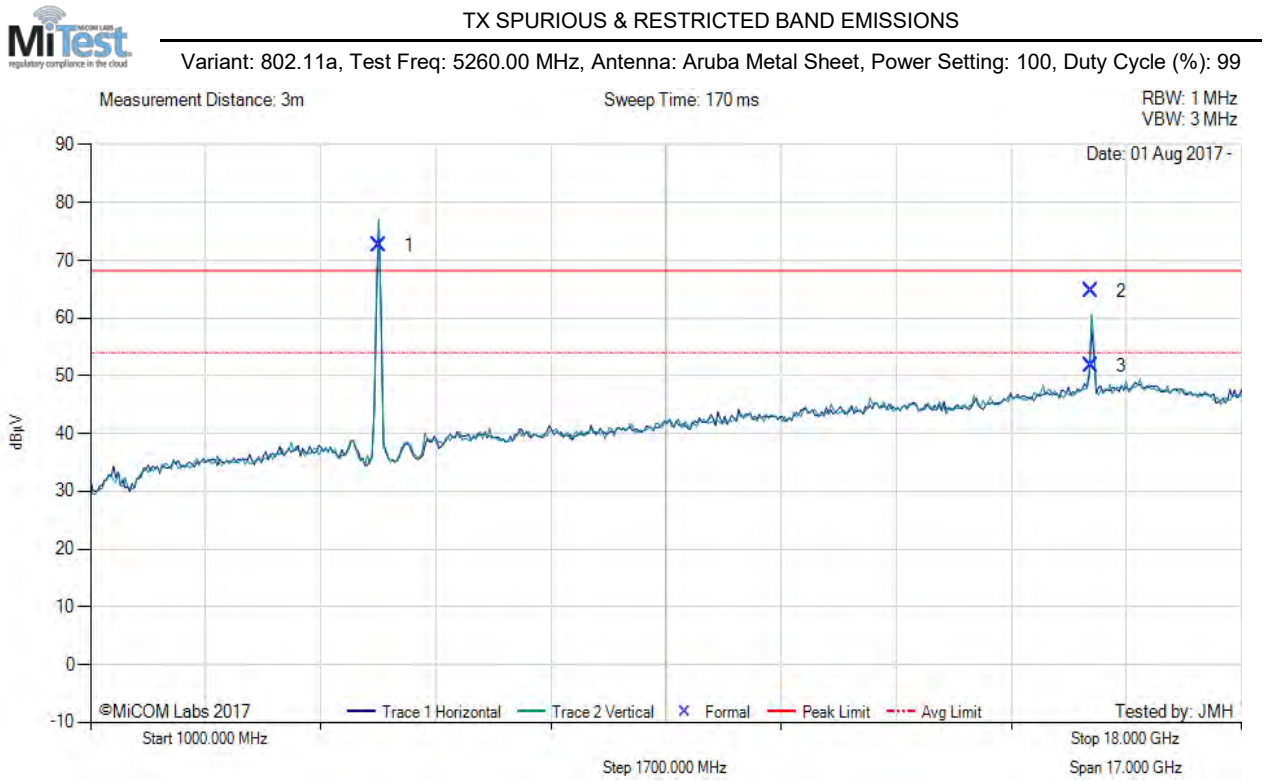

1000.00 - 18000.00 MHz												
Num	**Frequency MHz**	**Raw dBµV**	**Cable Loss dB**	**AF dB**	**Level dBµV/m**	**Measurement Type**	**Pol**	**Hgt cm**	**Azt Deg**	**Limit dBµV/m**	**Margin dB**	**Pass /Fail**
1	5262.65	80.16	3.67	-11.28	72.55	Fundamental	Vertical	100	0	--	--	
2	15768.79	58.63	5.96	0.11	64.70	Max Peak	Vertical	146	182	68.2	-3.5	Pass
3	15768.79	45.72	5.96	0.11	51.79	Max Avg	Vertical	146	182	54.0	-2.2	Pass

Test Notes: EUT powered by AC/DC PS. Connected to laptop outside chamber via telnet software. Annotation: 5GL, 5GH Mode 2 Radio 1 CH52 a mode.

back to matrix

TX SPURIOUS & RESTRICTED BAND EMISSIONS

Variant: 802.11a, Test Freq: 5300.00 MHz, Antenna: Aruba Metal Sheet, Power Setting: 100, Duty Cycle (%): 99

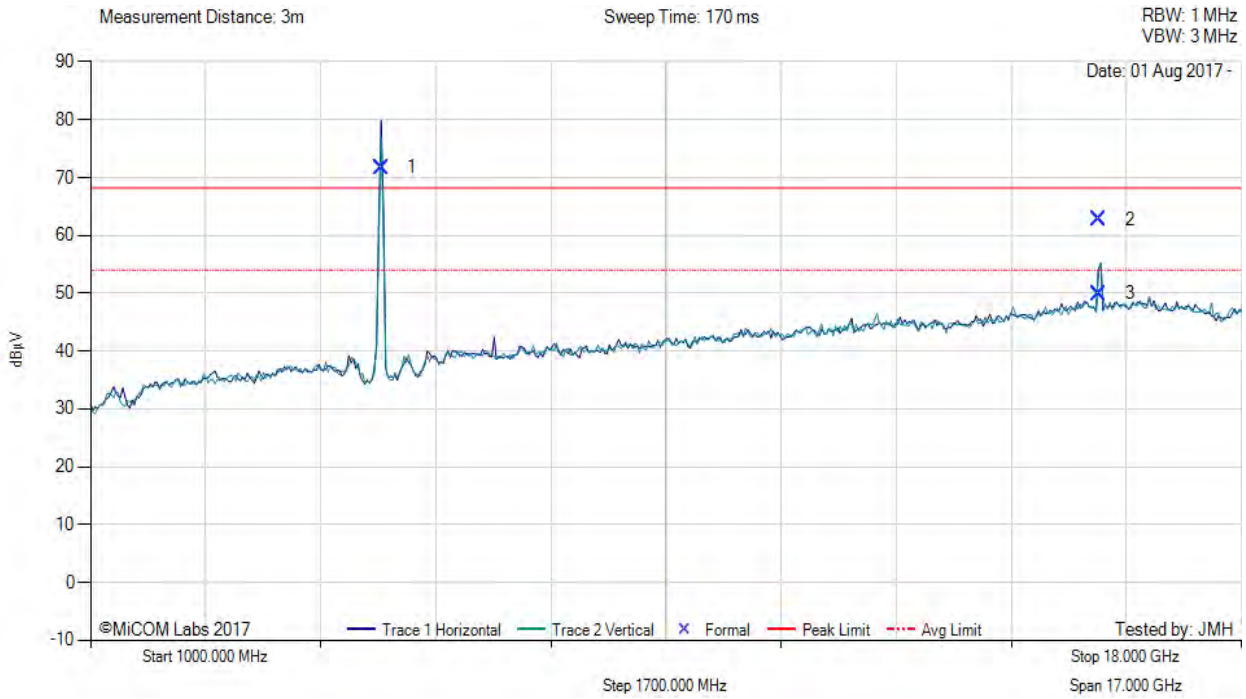

1000.00 - 18000.00 MHz												
Num	**Frequency MHz**	**Raw dBµV**	**Cable Loss dB**	**AF dB**	**Level dBµV/m**	**Measurement Type**	**Pol**	**Hgt cm**	**Azt Deg**	**Limit dBµV/m**	**Margin dB**	**Pass /Fail**
1	5292.20	79.13	3.76	-11.13	71.76	Fundamental	Horizontal	151	0	--	--	
2	15900.48	56.61	5.99	0.18	62.78	Max Peak	Vertical	149	185	68.2	-5.5	Pass
3	15900.48	43.75	5.99	0.18	49.92	Max Avg	Vertical	149	185	54.0	-4.1	Pass

Test Notes: EUT powered by AC/DC PS. Connected to laptop outside chamber via telnet software. Annotation: 5GL, 5GH Mode 2 Radio 1 CH60 a mode.

back to matrix

TX SPURIOUS & RESTRICTED BAND EMISSIONS

Variant: 802.11a, Test Freq: 5320.00 MHz, Antenna: Aruba Metal Sheet, Power Setting: 63, Duty Cycle (%): 99

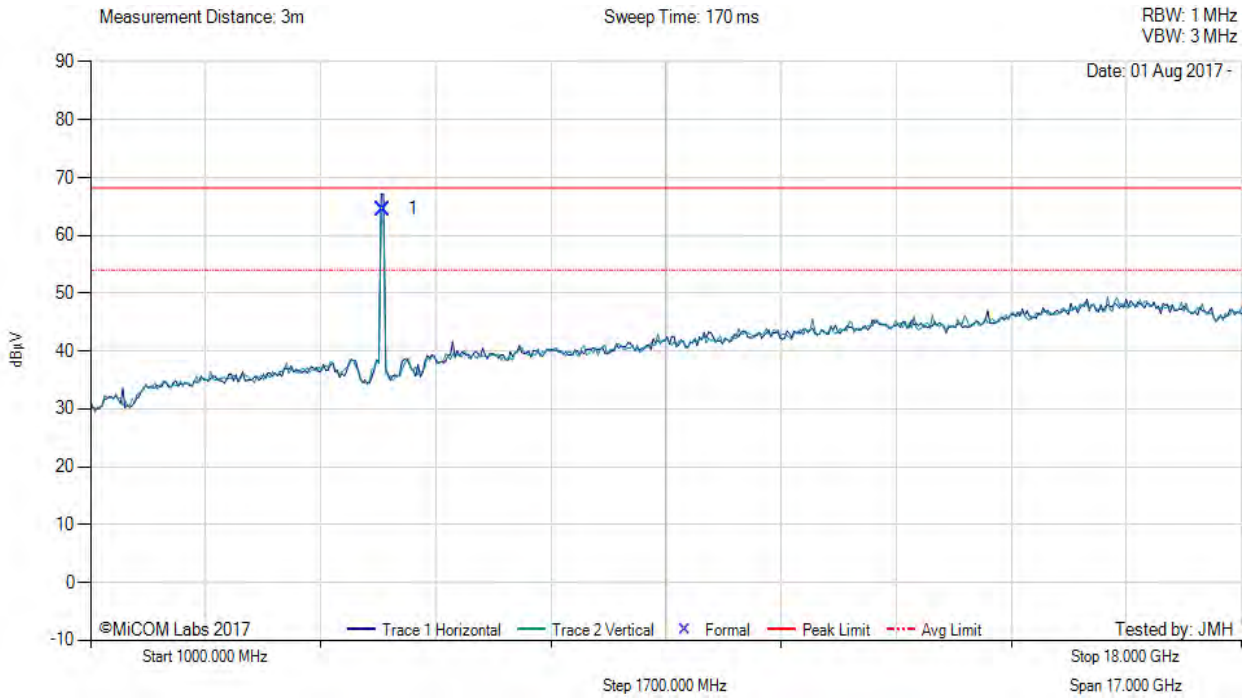

1000.00 - 18000.00 MHz												
Num	**Frequency MHz**	**Raw dBµV**	**Cable Loss dB**	**AF dB**	**Level dBµV/m**	**Measurement Type**	**Pol**	**Hgt cm**	**Azt Deg**	**Limit dBµV/m**	**Margin dB**	**Pass /Fail**
1	5322.52	71.83	3.75	-11.06	64.52	Fundamental	Horizontal	100	0	--	--	

Test Notes: EUT powered by AC/DC PS. Connected to laptop outside chamber via telnet software. Annotation: 5GL, 5GH Mode 2 Radio 1 CH64 a mode.

back to matrix

A.1.1.2. Restricted Edge & Band-Edge Emissions

Antenna: AP-ANT-13B

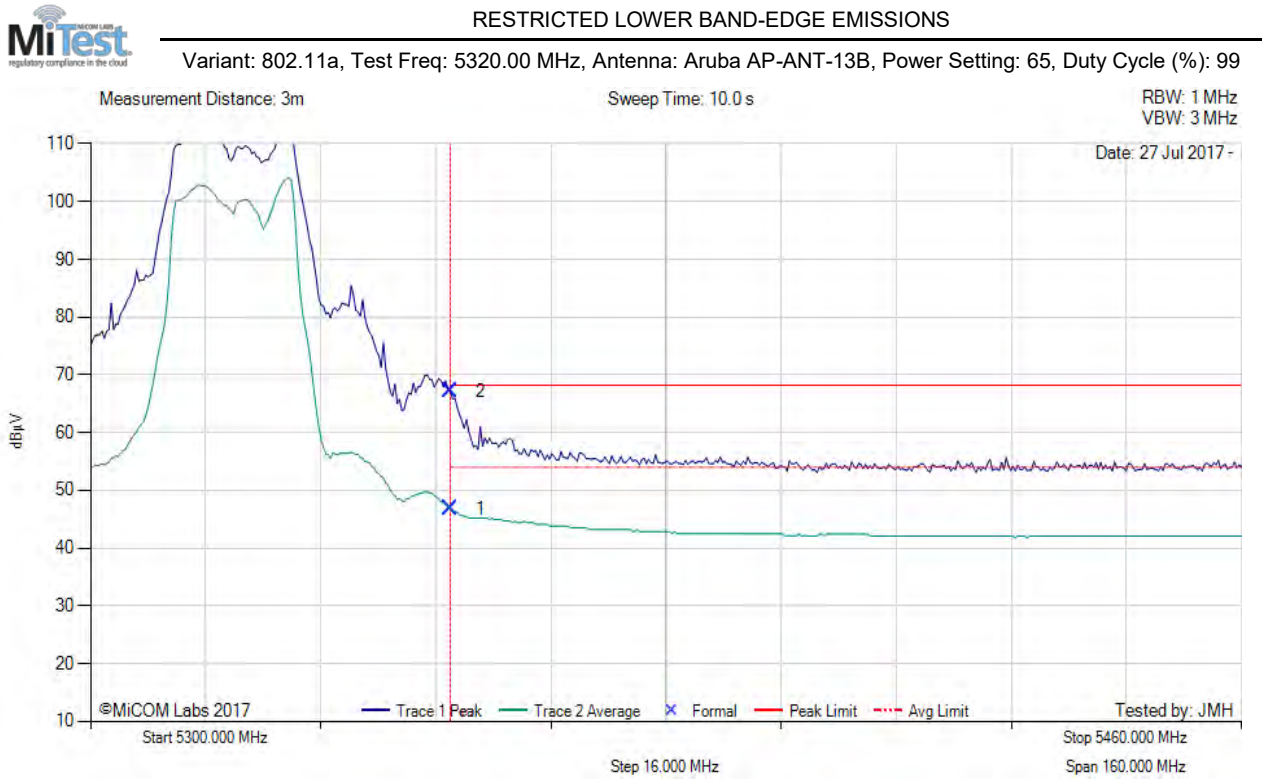

5300.00 - 5460.00 MHz												
Num	**Frequency MHz**	**Raw dBµV**	**Cable Loss dB**	**AF dB**	**Level dBµV/m**	**Measurement Type**	**Pol**	**Hgt cm**	**Azt Deg**	**Limit dBµV/m**	**Margin dB**	**Pass /Fail**
1	5350.00	8.64	3.70	34.51	46.85	Max Avg	Horizontal	119	329	54.0	-7.2	Pass
2	5350.00	29.01	3.70	34.51	67.22	Max Peak	Horizontal	119	329	68.2	-1.0	Pass
3	5350.00	--	--	--	--	RBE	--	--	--	--	--	--

Test Notes: EUT powered by AC/DC PS. Connected to laptop outside chamber via telnet software. Annotation: 5GL, 5GH Mode 2 Radio 1 CH64 a mode.

RBE – Restricted Band-Edge

back to matrix

RESTRICTED LOWER BAND-EDGE EMISSIONS

Variant: 802.11ac-80, Test Freq: 5290.00 MHz, Antenna: Aruba AP-ANT-13B, Power Setting: 52, Duty Cycle (%): 99

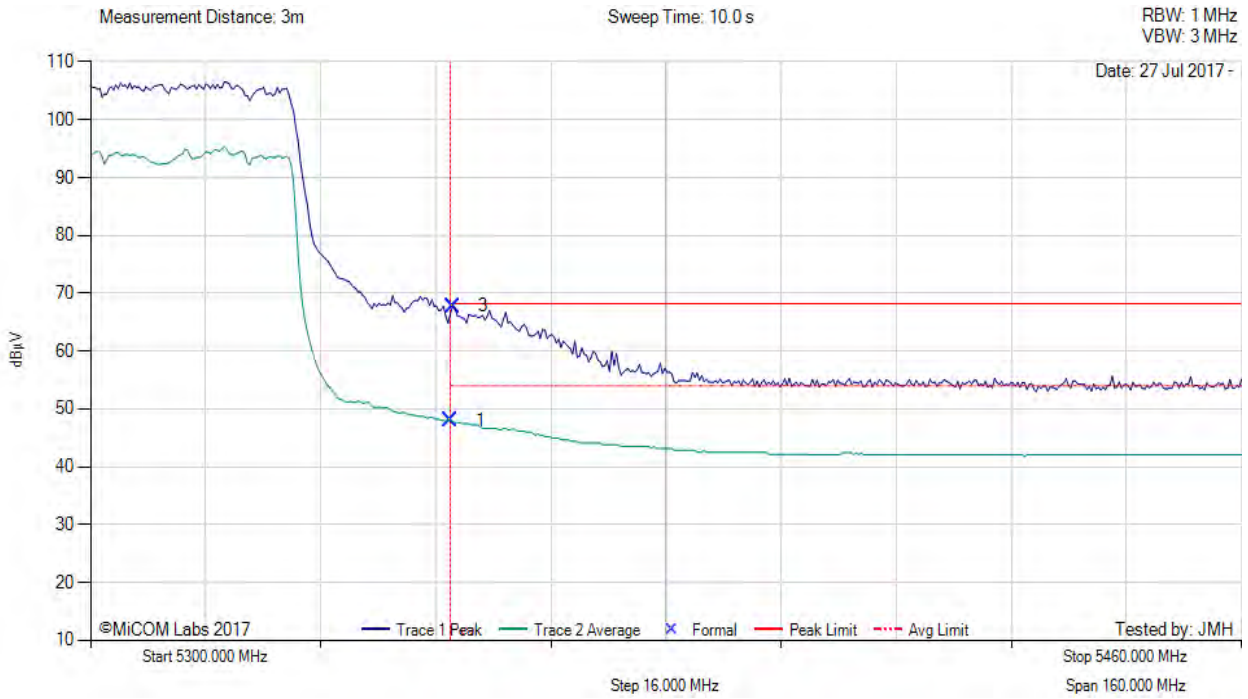

5300.00 - 5460.00 MHz												
Num	**Frequency MHz**	**Raw dBµV**	**Cable Loss dB**	**AF dB**	**Level dBµV/m**	**Measurement Type**	**Pol**	**Hgt cm**	**Azt Deg**	**Limit dBµV/m**	**Margin dB**	**Pass /Fail**
1	5350.00	9.83	3.70	34.51	48.04	Max Avg	Horizontal	119	329	54.0	-6.0	Pass
3	5350.32	29.60	3.70	34.51	67.81	Max Peak	Horizontal	119	329	68.2	-0.4	Pass
2	5350.00	--	--	--	--	RBE	--	--	--	--	--	--

Test Notes: EUT powered by AC/DC PS. Connected to laptop outside chamber via telnet software. Annotation: 5GL, 5GH Mode 2 Radio 1 CH58 ac 80 mode.

RBE – Restricted Band-Edge

back to matrix

RESTRICTED LOWER BAND-EDGE EMISSIONS

Variant: 802.11n HT-20, Test Freq: 5320.00 MHz, Antenna: Aruba AP-ANT-13B, Power Setting: 68, Duty Cycle (%): 99

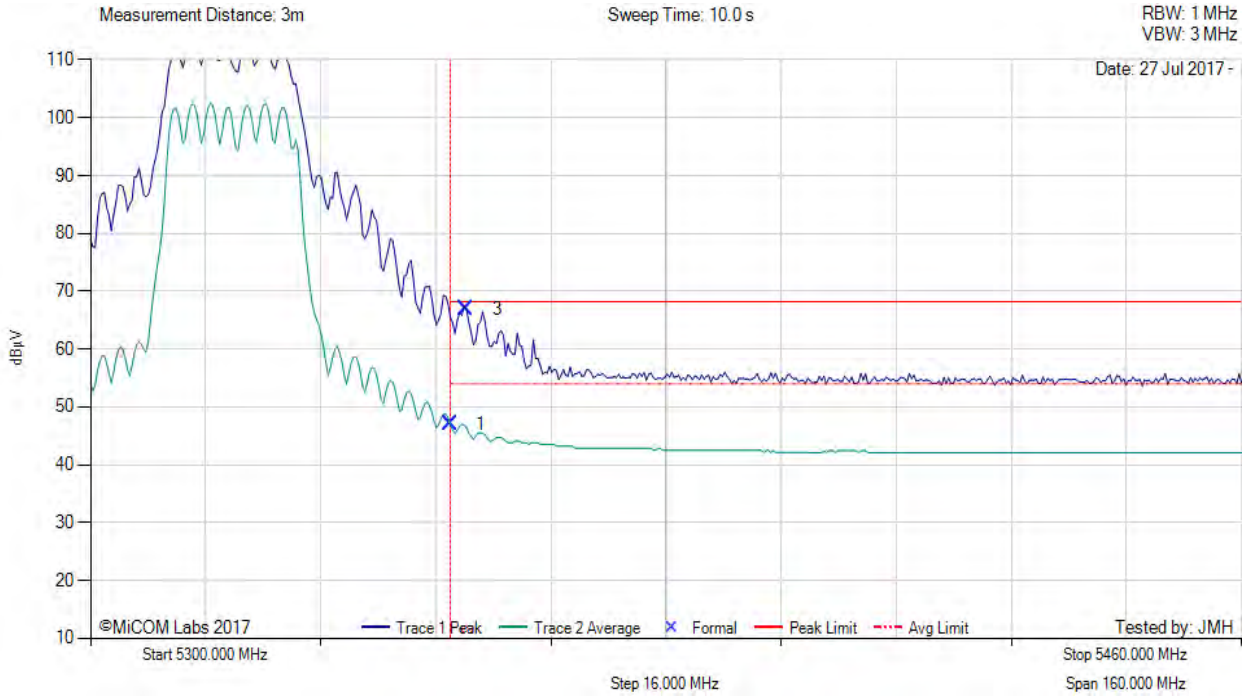

5300.00 - 5460.00 MHz												
Num	**Frequency MHz**	**Raw dBµV**	**Cable Loss dB**	**AF dB**	**Level dBµV/m**	**Measurement Type**	**Pol**	**Hgt cm**	**Azt Deg**	**Limit dBµV/m**	**Margin dB**	**Pass /Fail**
1	5350.00	8.85	3.70	34.51	47.06	Max Avg	Horizontal	119	329	54.0	-6.9	Pass
3	5352.24	28.65	3.71	34.51	66.87	Max Peak	Horizontal	119	329	68.2	-1.4	Pass
2	5350.00	--	--	--	--	RBE	--	--	--	--	--	--

Test Notes: EUT powered by AC/DC PS. Connected to laptop outside chamber via telnet software. Annotation: 5GL, 5GH Mode 2 Radio 1 CH64 nHT20 mode.

RBE – Restricted Band-Edge

back to matrix

RESTRICTED LOWER BAND-EDGE EMISSIONS

Variant: 802.11n HT-40, Test Freq: 5310.00 MHz, Antenna: Aruba AP-ANT-13B, Power Setting: 55, Duty Cycle (%): 99

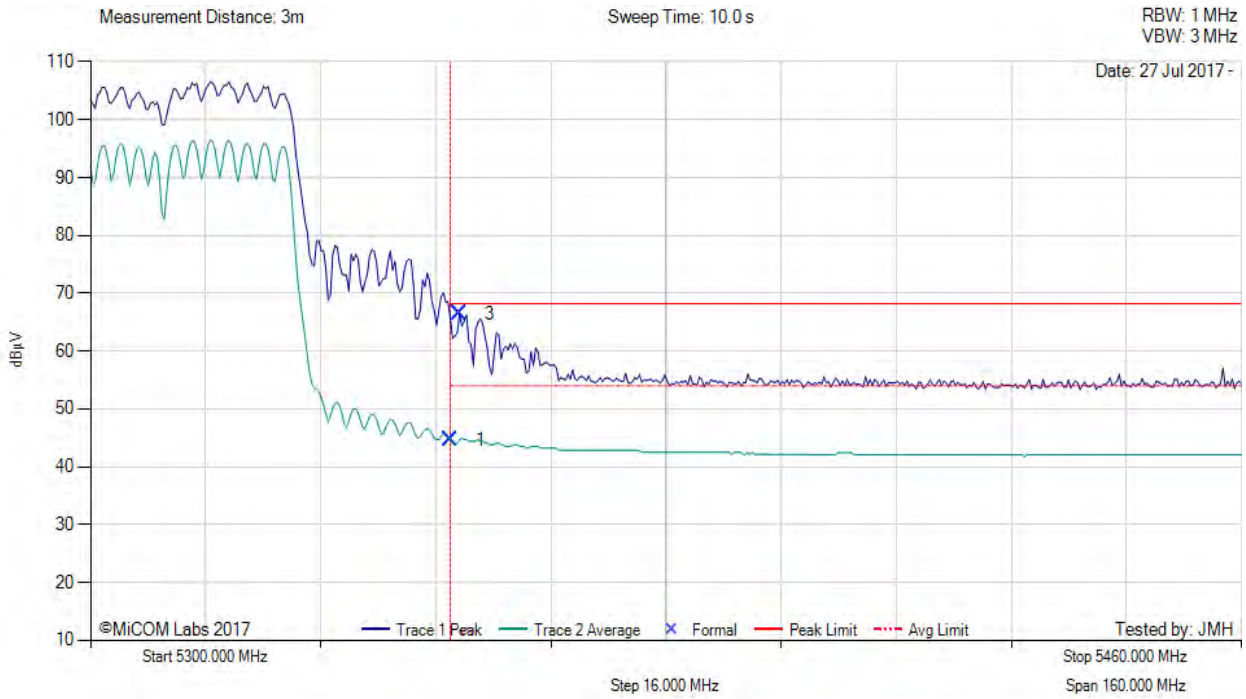

5300.00 - 5460.00 MHz												
Num	**Frequency MHz**	**Raw dBµV**	**Cable Loss dB**	**AF dB**	**Level dBµV/m**	**Measurement Type**	**Pol**	**Hgt cm**	**Azt Deg**	**Limit dBµV/m**	**Margin dB**	**Pass /Fail**
1	5350.00	6.49	3.70	34.51	44.70	Max Avg	Horizontal	119	329	54.0	-9.3	Pass
3	5351.28	28.24	3.71	34.51	66.46	Max Peak	Horizontal	119	329	68.2	-1.8	Pass
2	5350.00	--	--	--	--	RBE	--	--	--	--	--	--

Test Notes: EUT powered by AC/DC PS. Connected to laptop outside chamber via telnet software. Annotation: 5GL, 5GH Mode 2 Radio 1 CH62 nHT40 mode.

RBE – Restricted Band-Edge

back to matrix

RESTRICTED LOWER BAND-EDGE EMISSIONS

Variant: 802.11ac-80+80, Test Freq: 5210.00 + 5290.00 MHz, Antenna: Aruba AP-ANT-13B, Power Setting: 14 d, Duty Cycle (%): 99

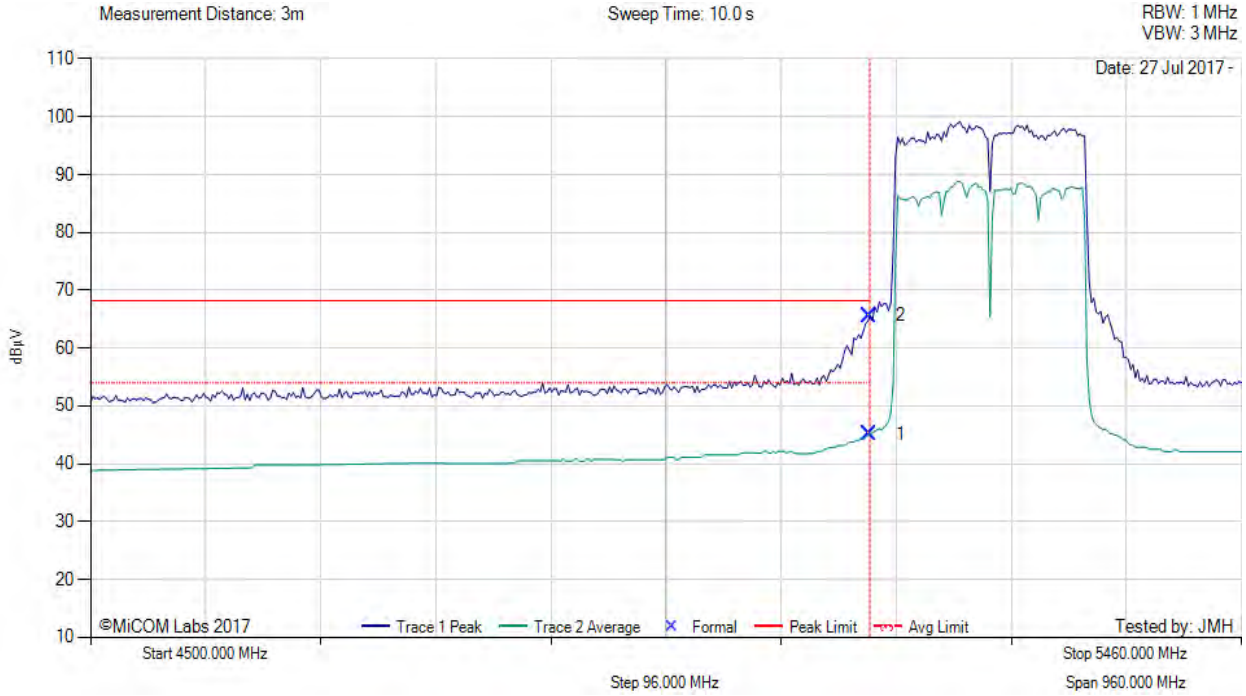

4500.00 - 5460.00 MHz												
Num	**Frequency MHz**	**Raw dBµV**	**Cable Loss dB**	**AF dB**	**Level dBµV/m**	**Measurement Type**	**Pol**	**Hgt cm**	**Azt Deg**	**Limit dBµV/m**	**Margin dB**	**Pass /Fail**
1	5150.00	7.37	3.67	34.11	45.15	Max Avg	Horizontal	116	329	54.0	-8.9	Pass
2	5150.00	27.80	3.67	34.11	65.58	Max Peak	Horizontal	116	329	68.2	-2.7	Pass
3	5150.00	--	--	--	--	RBE	--	--	--	--	--	--

Test Notes: EUT powered by AC/DC PS. connected to laptop outside chamber via telnet. 5GL, 5GH Mode 2 Radio 1 Chan 42 & 58 ac 80+80 mode.

RBE – Restricted Band-Edge

back to matrix

RESTRICTED UPPER BAND-EDGE EMISSIONS

Variant: 802.11ac-80+80, Test Freq: 5210.00 + 5290.00 MHz, Antenna: Aruba AP-ANT-13B, Power Setting: 14 d, Duty Cycle (%): 99

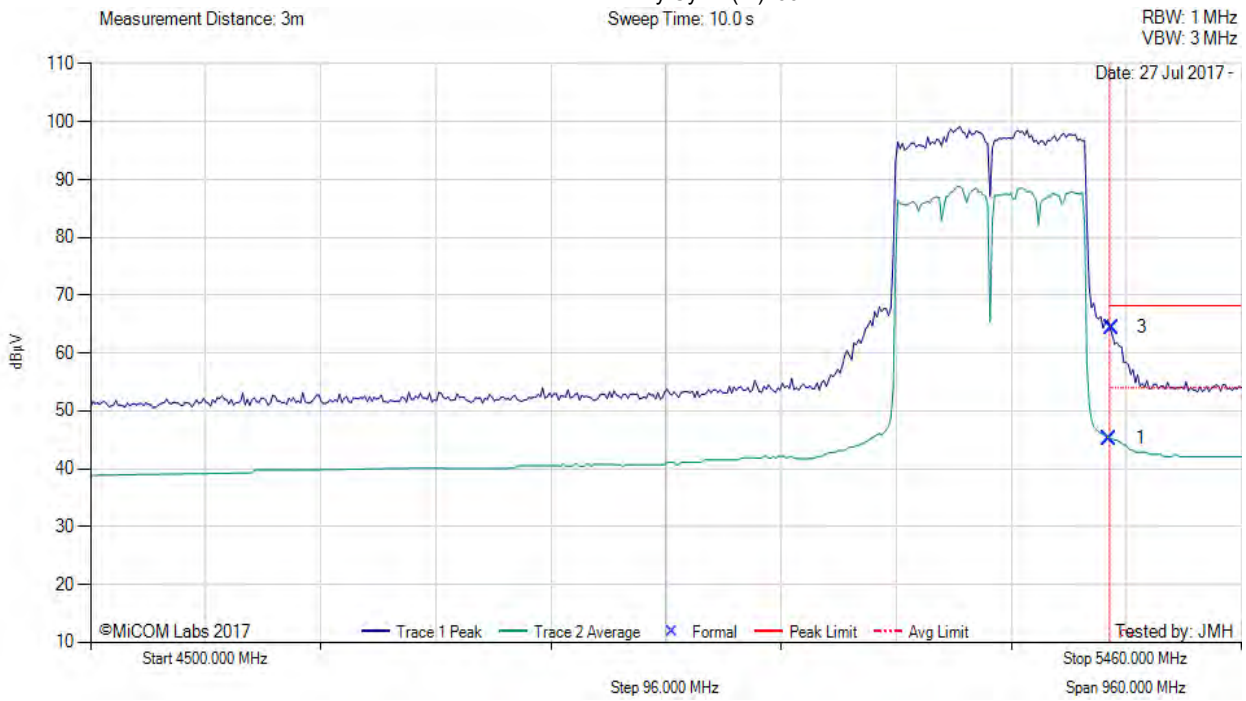

4500.00 - 5460.00 MHz												
Num	**Frequency MHz**	**Raw dBµV**	**Cable Loss dB**	**AF dB**	**Level dBµV/m**	**Measurement Type**	**Pol**	**Hgt cm**	**Azt Deg**	**Limit dBµV/m**	**Margin dB**	**Pass /Fail**
1	5350.00	7.44	3.67	34.11	45.22	Max Avg	Horizontal	116	329	54.0	-8.8	Pass
3	5351.86	26.40	3.67	34.11	64.42	Max Peak	Horizontal	116	329	68.2	-3.8	Pass
2	5350.00	--	--	--	--	RBE	--	--	--	--	--	--

Test Notes: EUT powered by AC/DC PS. Connected to laptop outside chamber via telnet software. Annotation: 5GL, 5GH Mode 2 Radio 1 CH42-58 ac 80+80 mode.

RBE – Restricted Band-Edge

back to matrix

Antenna: AP-ANT-19

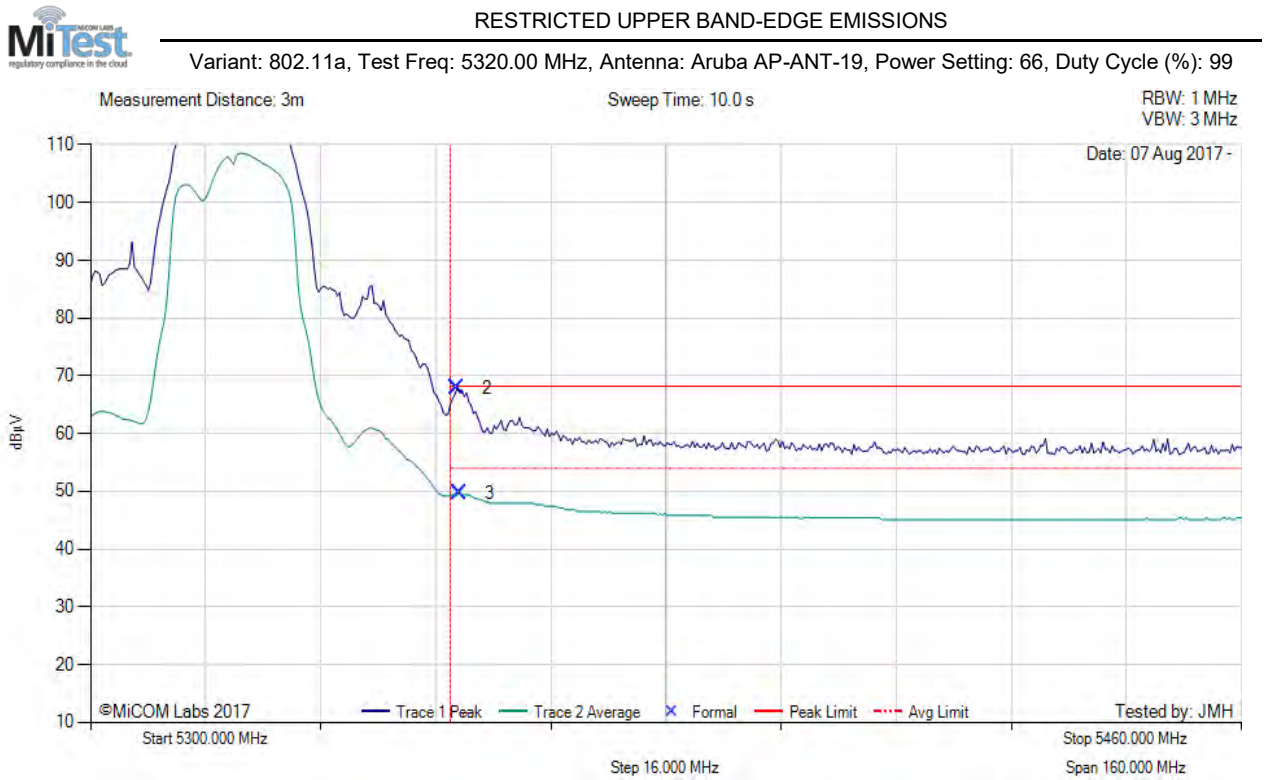

5300.00 - 5460.00 MHz												
Num	**Frequency MHz**	**Raw dBµV**	**Cable Loss dB**	**AF dB**	**Level dBµV/m**	**Measurement Type**	**Pol**	**Hgt cm**	**Azt Deg**	**Limit dBµV/m**	**Margin dB**	**Pass /Fail**
2	5350.96	29.64	3.71	34.51	67.86	Max Peak	Vertical	155	357	68.2	-0.3	Pass
3	5351.28	11.42	3.71	34.51	49.64	Max Avg	Vertical	155	357	54.0	-4.4	Pass
1	5350.00	--	--	--	--	RBE	--	--	--	--	--	--

Test Notes: EUT powered by AC/DC PS. Connected to laptop outside chamber via telnet software. Annotation: 5GL, 5GH Mode 2 Radio 1 CH64 a mode.

RBE – Restricted Band-Edge

back to matrix

RESTRICTED UPPER BAND-EDGE EMISSIONS

Variant: 802.11ac-80, Test Freq: 5290.00 MHz, Antenna: Aruba AP-ANT-19, Power Setting: 48, Duty Cycle (%): 99

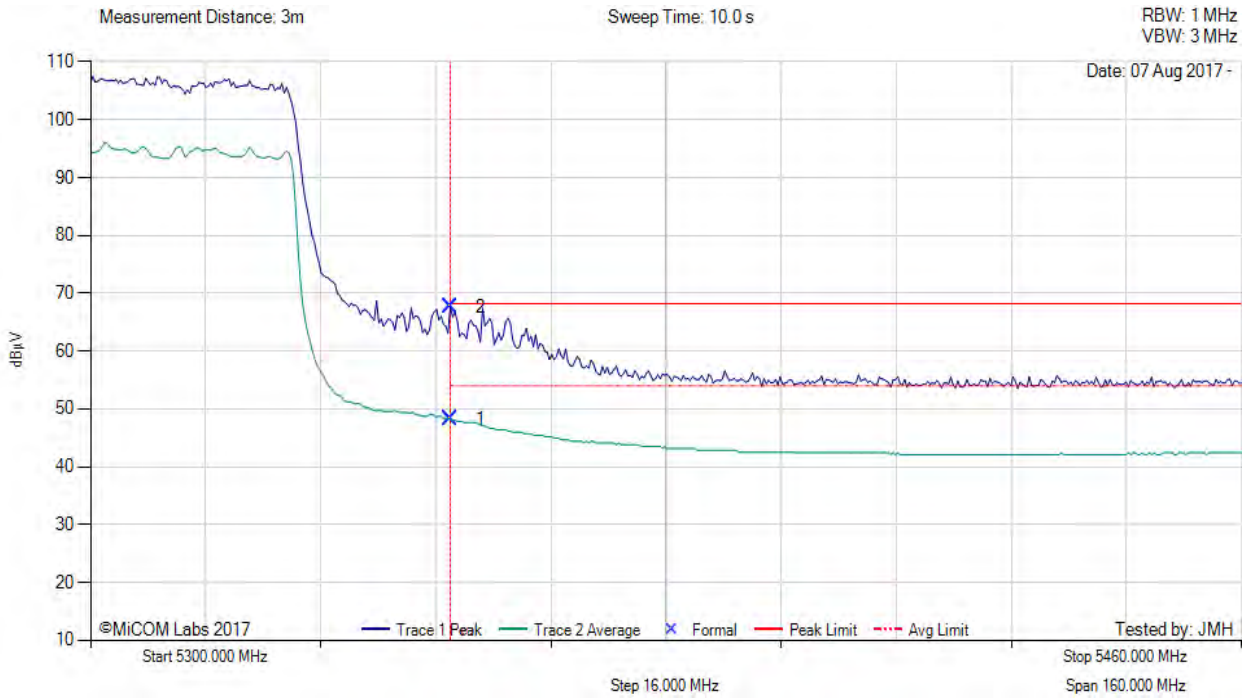

5300.00 - 5460.00 MHz												
Num	**Frequency MHz**	**Raw dBµV**	**Cable Loss dB**	**AF dB**	**Level dBµV/m**	**Measurement Type**	**Pol**	**Hgt cm**	**Azt Deg**	**Limit dBµV/m**	**Margin dB**	**Pass /Fail**
1	5350.00	10.01	3.70	34.51	48.22	Max Avg	Vertical	157	151	54.0	-5.8	Pass
2	5350.00	29.49	3.70	34.51	67.70	Max Peak	Vertical	157	151	68.2	-0.5	Pass
3	5350.00	--	--	--	--	RBE	--	--	--	--	--	--

Test Notes: EUT powered by AC/DC PS. Connected to laptop outside chamber via telnet software. Annotation: 5GL, 5GH Mode 2 Radio 1 CH58 ac 80 mode.

RBE – Restricted Band-Edge

back to matrix

RESTRICTED UPPER BAND-EDGE EMISSIONS

Variant: 802.11n HT-20, Test Freq: 5320.00 MHz, Antenna: Aruba AP-ANT-19, Power Setting: 66, Duty Cycle (%): 99

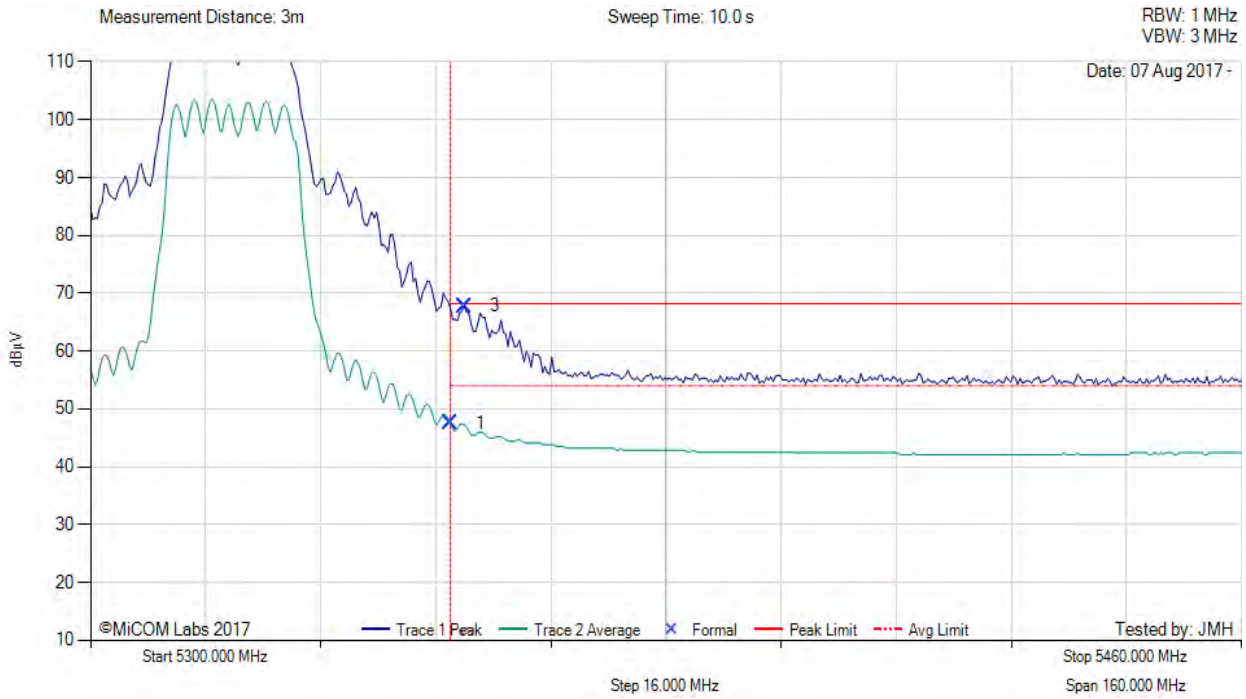

5300.00 - 5460.00 MHz												
Num	**Frequency MHz**	**Raw dBµV**	**Cable Loss dB**	**AF dB**	**Level dBµV/m**	**Measurement Type**	**Pol**	**Hgt cm**	**Azt Deg**	**Limit dBµV/m**	**Margin dB**	**Pass /Fail**
1	5350.00	9.25	3.70	34.51	47.46	Max Avg	Vertical	155	357	54.0	-6.5	Pass
3	5351.92	29.55	3.71	34.51	67.77	Max Peak	Vertical	155	357	68.2	-0.4	Pass
2	5350.00	--	--	--	--	RBE	--	--	--	--	--	--

Test Notes: EUT powered by AC/DC PS. Connected to laptop outside chamber via telnet software. Annotation: 5GL, 5GH Mode 2 Radio 1 CH64 nHT20 mode.

RBE – Restricted Band-Edge

back to matrix

RESTRICTED UPPER BAND-EDGE EMISSIONS

Variant: 802.11n HT-40, Test Freq: 5310.00 MHz, Antenna: Aruba AP-ANT-19, Power Setting: 52, Duty Cycle (%): 99

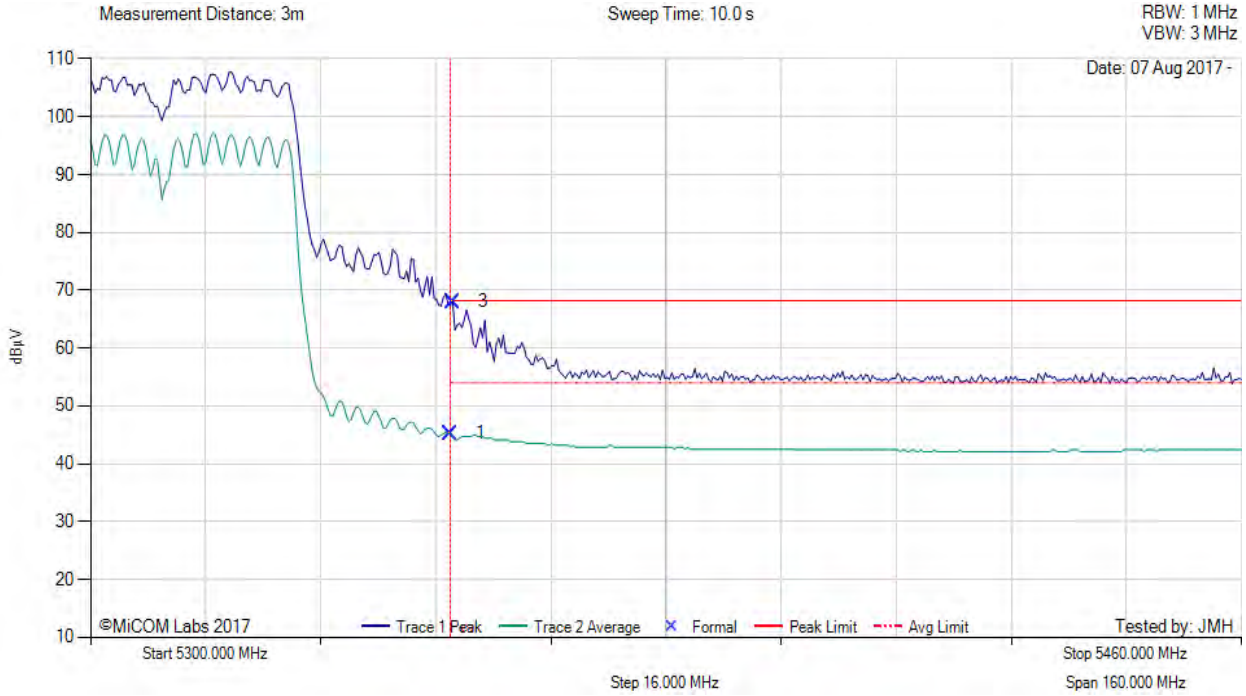

5300.00 - 5460.00 MHz												
Num	**Frequency MHz**	**Raw dBµV**	**Cable Loss dB**	**AF dB**	**Level dBµV/m**	**Measurement Type**	**Pol**	**Hgt cm**	**Azt Deg**	**Limit dBµV/m**	**Margin dB**	**Pass /Fail**
1	5350.00	7.01	3.70	34.51	45.22	Max Avg	Vertical	155	357	54.0	-8.8	Pass
3	5350.32	29.77	3.70	34.51	67.98	Max Peak	Vertical	155	357	68.2	-0.2	Pass
2	5350.00	--	--	--	--	RBE	--	--	--	--	--	--

Test Notes: EUT powered by AC/DC PS. Connected to laptop outside chamber via telnet software. Annotation: 5GL, 5GH Mode 2 Radio 1 CH62 nHT40 mode.

RBE – Restricted Band-Edge

back to matrix

RESTRICTED LOWER BAND-EDGE EMISSIONS

Variant: 802.11ac-80+80, Test Freq: 5210.00 + 5290.00 MHz, Antenna: Aruba AP-ANT-19, Power Setting: 12 d, Duty Cycle (%): 99

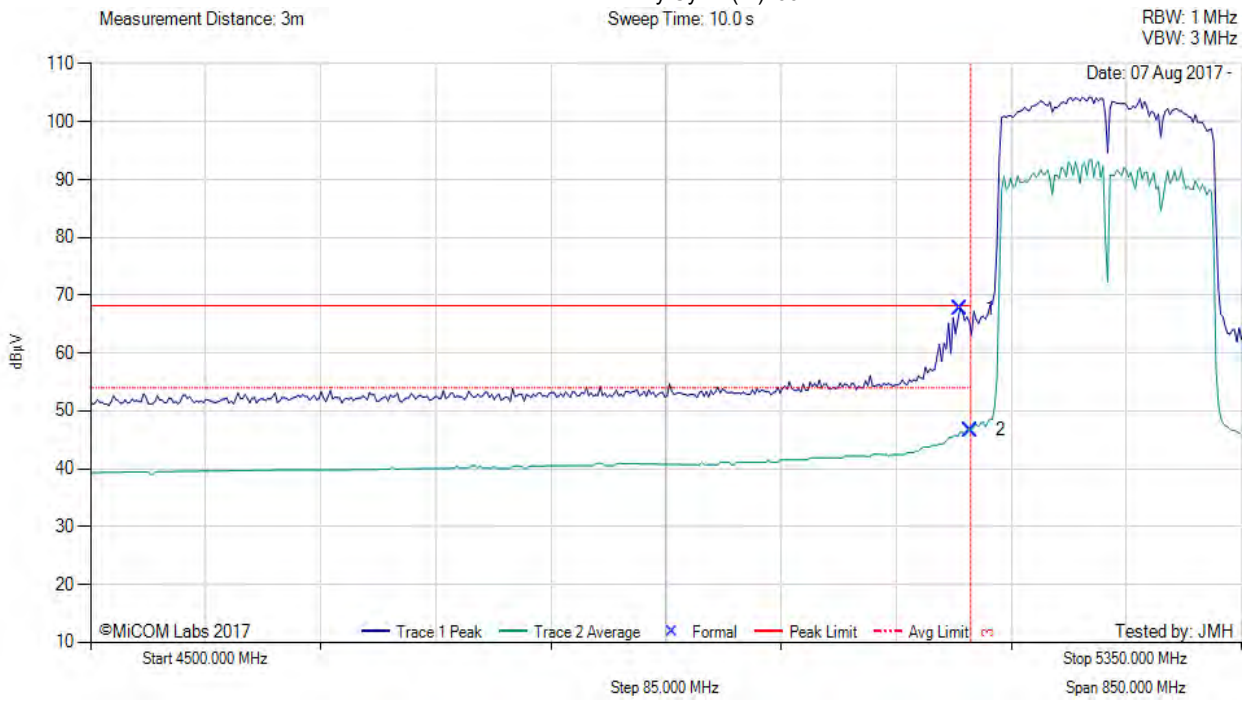

4500.00 - 5350.00 MHz												
Num	**Frequency MHz**	**Raw dBµV**	**Cable Loss dB**	**AF dB**	**Level dBµV/m**	**Measurement Type**	**Pol**	**Hgt cm**	**Azt Deg**	**Limit dBµV/m**	**Margin dB**	**Pass /Fail**
1	5142.08	29.80	3.70	34.12	67.62	Max Peak	Vertical	157	4	68.2	-0.6	Pass
2	5150.00	8.95	3.67	34.11	46.73	Max Avg	Vertical	157	4	54.0	-7.3	Pass
3	5150.00	--	--	--	--	RBE	--	--	--	--	--	--

Test Notes: EUT powered by AC/DC PS. Connected to laptop outside chamber via telnet software. Annotation: 5GL, 5GH Mode 2 Radio 1 CH42-58 ac 80+80 mode.

RBE – Restricted Band-Edge

back to matrix

RESTRICTED UPPER BAND-EDGE EMISSIONS

Variant: 802.11ac-80+80, Test Freq: 5210.00 + 5290.00 MHz, Antenna: Aruba AP-ANT-19, Power Setting: 12 d, Duty Cycle (%): 99

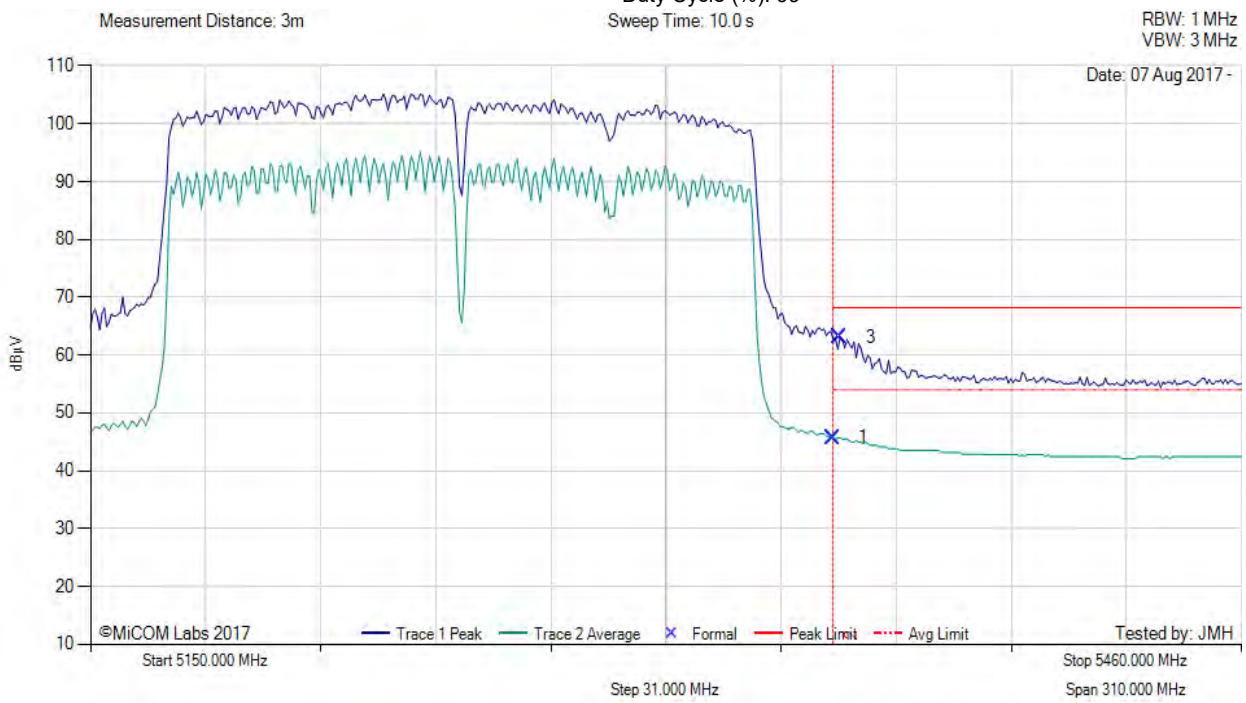

5150.00 - 5460.00 MHz												
Num	**Frequency MHz**	**Raw dBµV**	**Cable Loss dB**	**AF dB**	**Level dBµV/m**	**Measurement Type**	**Pol**	**Hgt cm**	**Azt Deg**	**Limit dBµV/m**	**Margin dB**	**Pass /Fail**
1	5350.00	7.51	3.70	34.51	45.72	Max Avg	Vertical	157	4	54.0	-8.3	Pass
3	5351.86	24.87	3.71	34.51	63.09	Max Peak	Vertical	157	4	68.2	-5.1	Pass
2	5350.00	--	--	--	--	RBE	--	--	--	--	--	--

Test Notes: EUT powered by AC/DC PS. Connected to laptop outside chamber via telnet software. Annotation: 5GL, 5GH Mode 2 Radio 1 CH42-58 ac 80+80 mode.

RBE – Restricted Band-Edge

back to matrix

Antenna: AP-ANT-1W

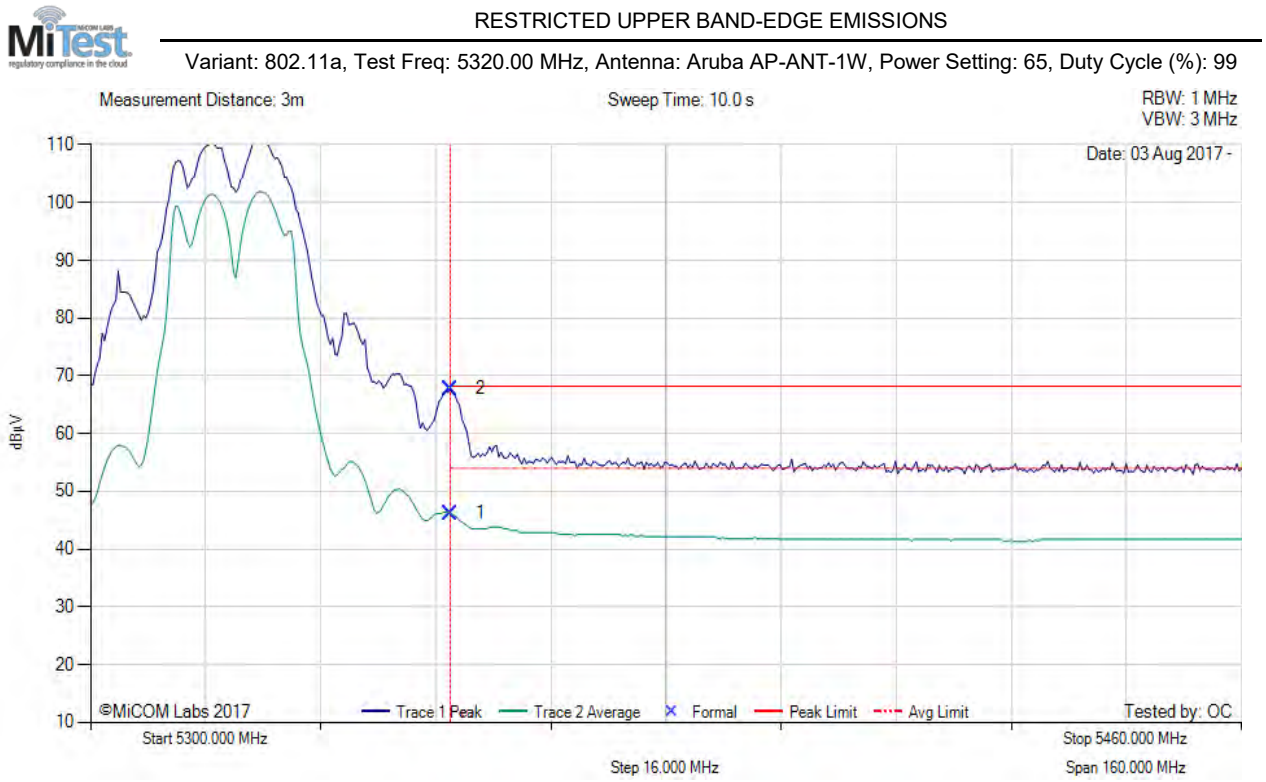

5300.00 - 5460.00 MHz												
Num	**Frequency MHz**	**Raw dBµV**	**Cable Loss dB**	**AF dB**	**Level dBµV/m**	**Measurement Type**	**Pol**	**Hgt cm**	**Azt Deg**	**Limit dBµV/m**	**Margin dB**	**Pass /Fail**
1	5350.00	7.98	3.70	34.51	46.19	Max Avg	Vertical	165	217	54.0	-7.8	Pass
2	5350.00	29.53	3.70	34.51	67.74	Max Peak	Vertical	165	217	68.2	-0.5	Pass
3	5350.00	--	--	--	--	RBE	--	--	--	--	--	--

Test Notes: EUT powered by AC/DC PS. Connected to laptop outside chamber via telnet software. Annotation: 5GL, 5GH Mode 2 Radio 1 CH64 a mode.

RBE – Restricted Band-Edge

back to matrix

RESTRICTED UPPER BAND-EDGE EMISSIONS

Variant: 802.11ac-80, Test Freq: 5290.00 MHz, Antenna: Aruba AP-ANT-1W, Power Setting: 57, Duty Cycle (%): 99

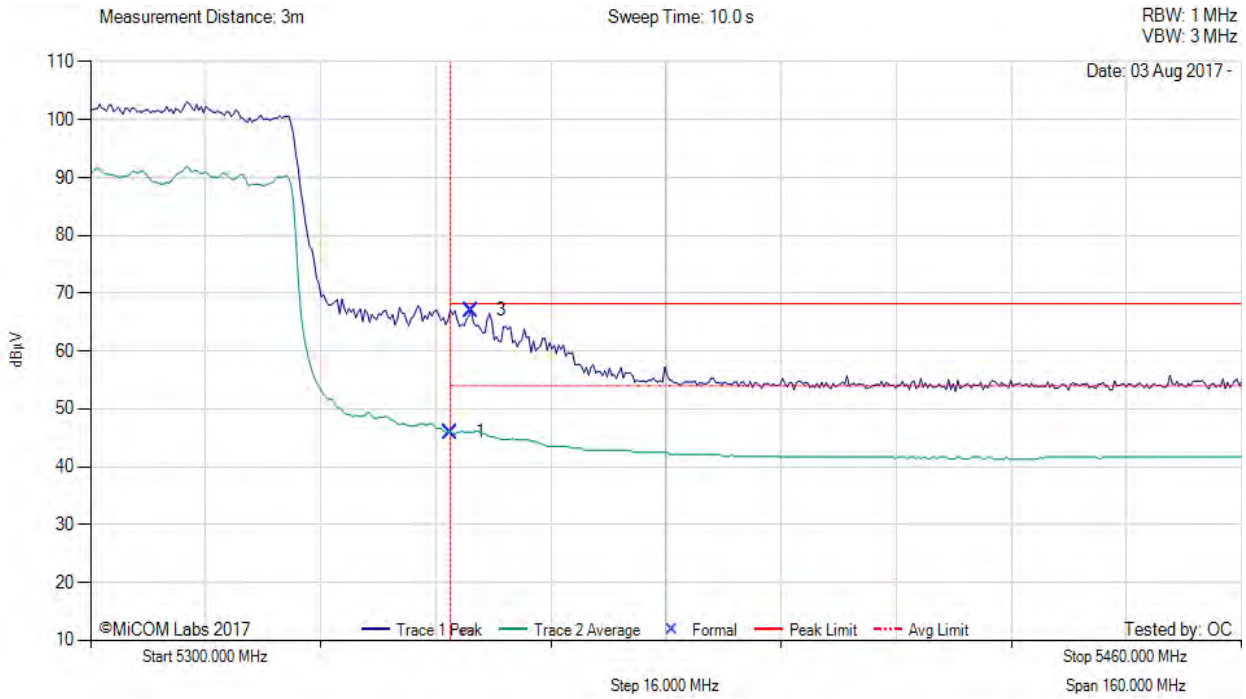

5300.00 - 5460.00 MHz												
Num	**Frequency MHz**	**Raw dBµV**	**Cable Loss dB**	**AF dB**	**Level dBµV/m**	**Measurement Type**	**Pol**	**Hgt cm**	**Azt Deg**	**Limit dBµV/m**	**Margin dB**	**Pass /Fail**
1	5350.00	7.75	3.70	34.51	45.96	Max Avg	Vertical	165	217	54.0	-8.0	Pass
3	5352.89	28.87	3.71	34.50	67.08	Max Peak	Vertical	165	217	68.2	-1.2	Pass
2	5350.00	--	--	--	--	RBE	--	--	--	--	--	--

Test Notes: EUT powered by AC/DC PS. Connected to laptop outside chamber via telnet software. Annotation: 5GL, 5GH Mode 2 Radio 1 CH58 ac 80 mode.

RBE – Restricted Band-Edge

back to matrix

RESTRICTED UPPER BAND-EDGE EMISSIONS

Variant: 802.11n HT-20, Test Freq: 5320.00 MHz, Antenna: Aruba AP-ANT-1W, Power Setting: 76, Duty Cycle (%): 99

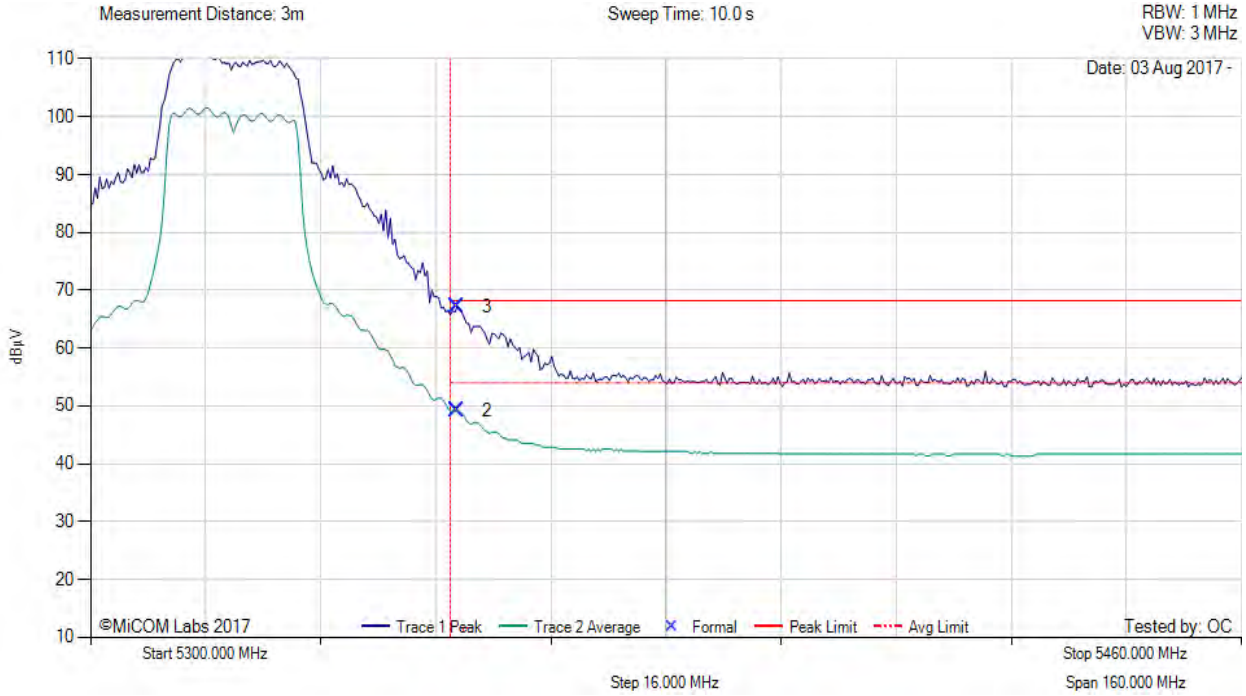

5300.00 - 5460.00 MHz												
Num	**Frequency MHz**	**Raw dBµV**	**Cable Loss dB**	**AF dB**	**Level dBµV/m**	**Measurement Type**	**Pol**	**Hgt cm**	**Azt Deg**	**Limit dBµV/m**	**Margin dB**	**Pass /Fail**
2	5350.96	11.02	3.71	34.51	49.24	Max Avg	Vertical	165	217	54.0	-4.8	Pass
3	5350.96	28.96	3.71	34.51	67.18	Max Peak	Vertical	165	217	68.2	-1.1	Pass
1	5350.00	--	--	--	--	RBE	--	--	--	--	--	--

Test Notes: EUT powered by AC/DC PS. Connected to laptop outside chamber via telnet software. Annotation: 5GL, 5GH Mode 2 Radio 1 CH64 nHT20 mode.

RBE – Restricted Band-Edge

back to matrix

RESTRICTED UPPER BAND-EDGE EMISSIONS

Variant: 802.11n HT-40, Test Freq: 5310.00 MHz, Antenna: Aruba AP-ANT-1W, Power Setting: 58, Duty Cycle (%): 99

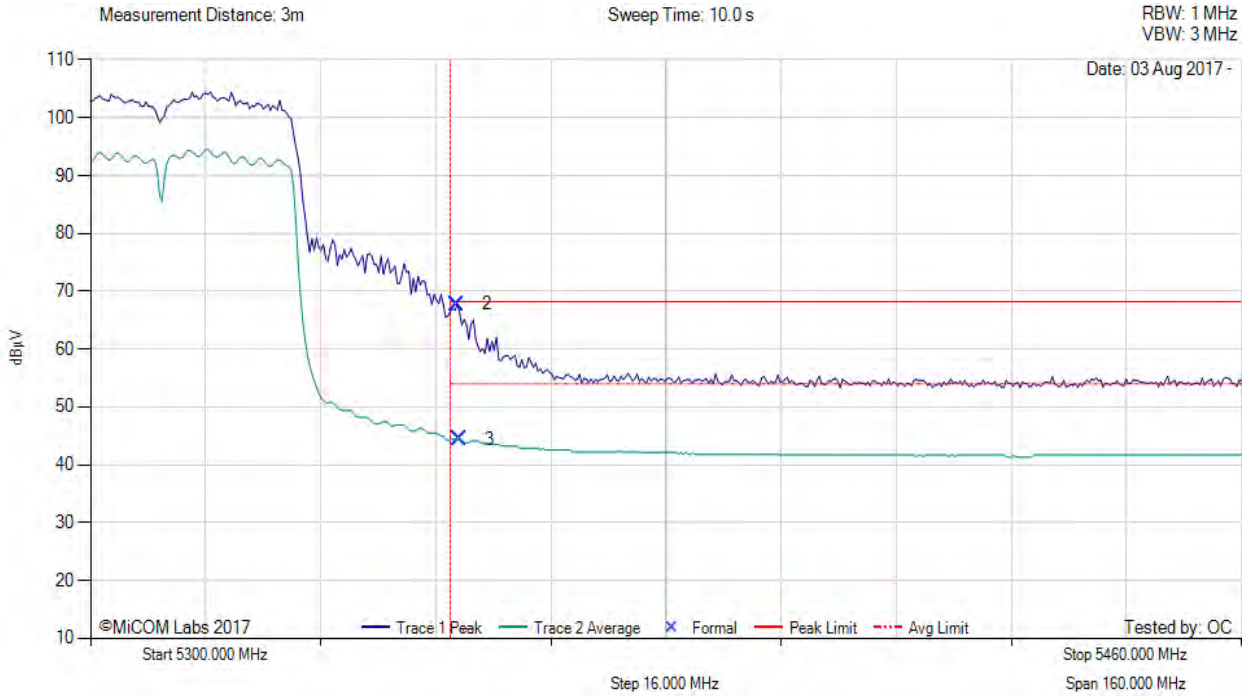

5300.00 - 5460.00 MHz												
Num	**Frequency MHz**	**Raw dBµV**	**Cable Loss dB**	**AF dB**	**Level dBµV/m**	**Measurement Type**	**Pol**	**Hgt cm**	**Azt Deg**	**Limit dBµV/m**	**Margin dB**	**Pass /Fail**
2	5350.96	29.54	3.71	34.51	67.76	Max Peak	Vertical	165	217	68.2	-0.5	Pass
3	5351.28	6.20	3.71	34.51	44.42	Max Avg	Vertical	165	217	54.0	-9.6	Pass
1	5350.00	--	--	--	--	RBE	--	--	--	--	--	--

Test Notes: EUT powered by AC/DC PS. Connected to laptop outside chamber via telnet software. Annotation: 5GL, 5GH Mode 2 Radio 1 CH62 nHT40 mode.

RBE – Restricted Band-Edge

back to matrix

RESTRICTED LOWER BAND-EDGE EMISSIONS

Variant: 802.11ac-80+80, Test Freq: 5210.00 + 5290.00 MHz, Antenna: Aruba AP-ANT-1W, Power Setting: 14 d, Duty Cycle (%): 99

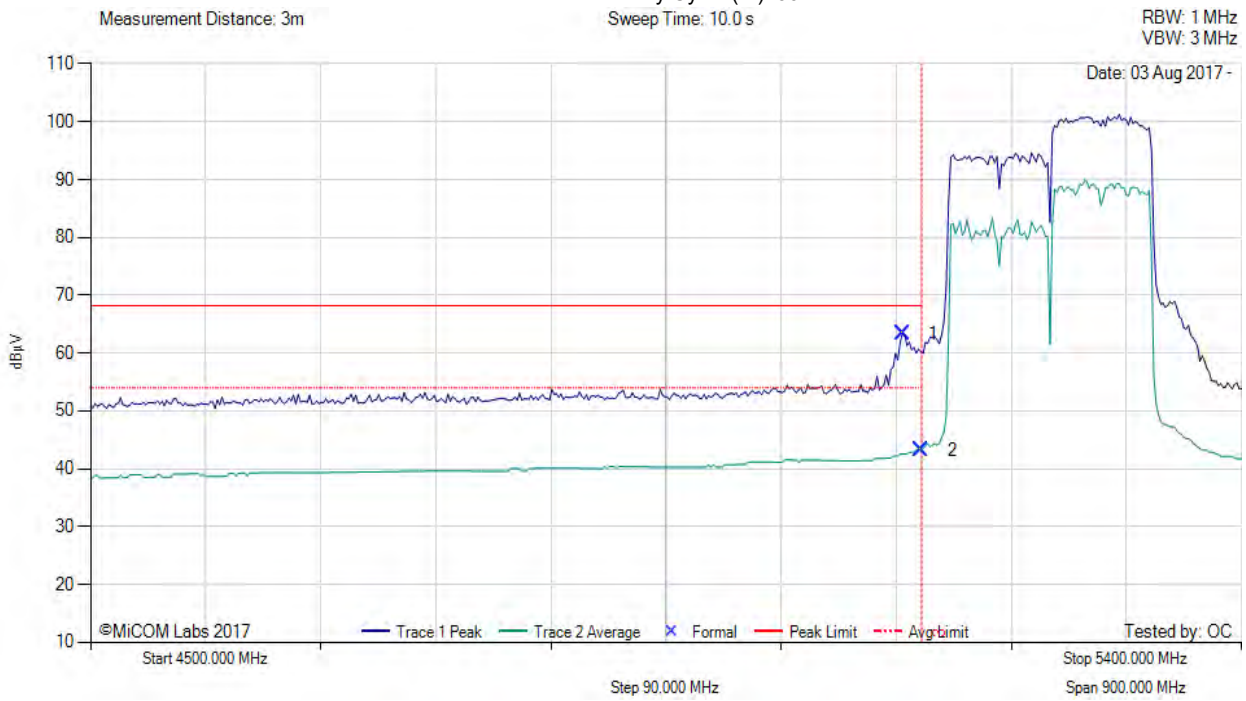

4500.00 - 5400.00 MHz												
Num	**Frequency MHz**	**Raw dBµV**	**Cable Loss dB**	**AF dB**	**Level dBµV/m**	**Measurement Type**	**Pol**	**Hgt cm**	**Azt Deg**	**Limit dBµV/m**	**Margin dB**	**Pass /Fail**
1	5135.57	25.56	3.69	34.12	63.37	Max Peak	Vertical	165	7	68.2	-4.9	Pass
2	5150.00	5.43	3.67	34.11	43.21	Max Avg	Vertical	165	7	54.0	-10.8	Pass
3	5150.00	--	--	--	--	RBE	--	--	--	--	--	--

Test Notes: EUT powered by AC/DC PS. Connected to laptop outside chamber via telnet software. Annotation: 5GL, 5GH Mode 2 Radio 1 CH42-58 ac 80+80 mode.

RBE – Restricted Band-Edge

back to matrix

RESTRICTED UPPER BAND-EDGE EMISSIONS

Variant: 802.11ac-80+80, Test Freq: 5210.00 + 5290.00 MHz, Antenna: Aruba AP-ANT-1W, Power Setting: 14 d, Duty Cycle (%): 99

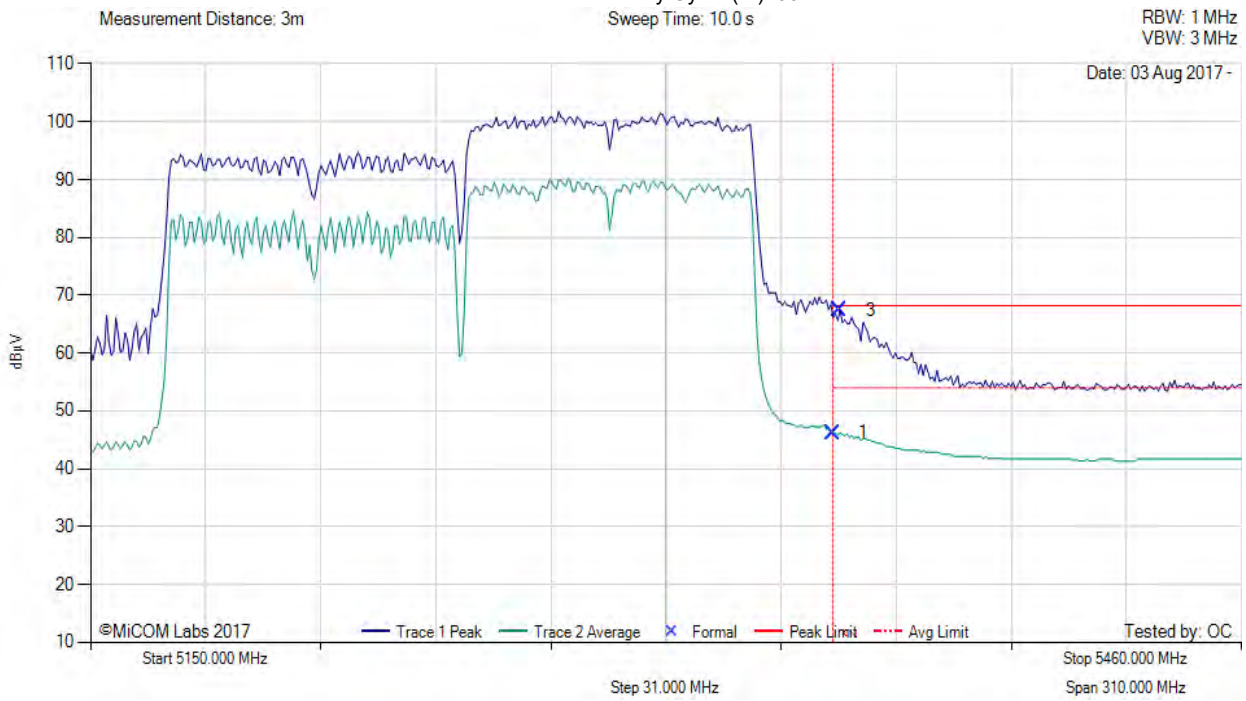

5150.00 - 5460.00 MHz												
Num	**Frequency MHz**	**Raw dBµV**	**Cable Loss dB**	**AF dB**	**Level dBµV/m**	**Measurement Type**	**Pol**	**Hgt cm**	**Azt Deg**	**Limit dBµV/m**	**Margin dB**	**Pass /Fail**
1	5350.00	7.98	3.70	34.51	46.19	Max Avg	Vertical	165	7	54.0	-7.8	Pass
3	5351.86	29.24	3.71	34.51	67.46	Max Peak	Vertical	165	7	68.2	-0.8	Pass
2	5350.00	--	--	--	--	RBE	--	--	--	--	--	--

Test Notes: EUT powered by AC/DC PS. Connected to laptop outside chamber via telnet software. Annotation: 5GL, 5GH Mode 2 Radio 1 CH42-58 ac 80+80 mode.

RBE – Restricted Band-Edge

back to matrix

Antenna: AP-ANT-20W

RESTRICTED UPPER BAND-EDGE EMISSIONS

Variant: 802.11a, Test Freq: 5320.00 MHz, Antenna: Aruba AP-ANT-20W, Power Setting: 71, Duty Cycle (%): 99

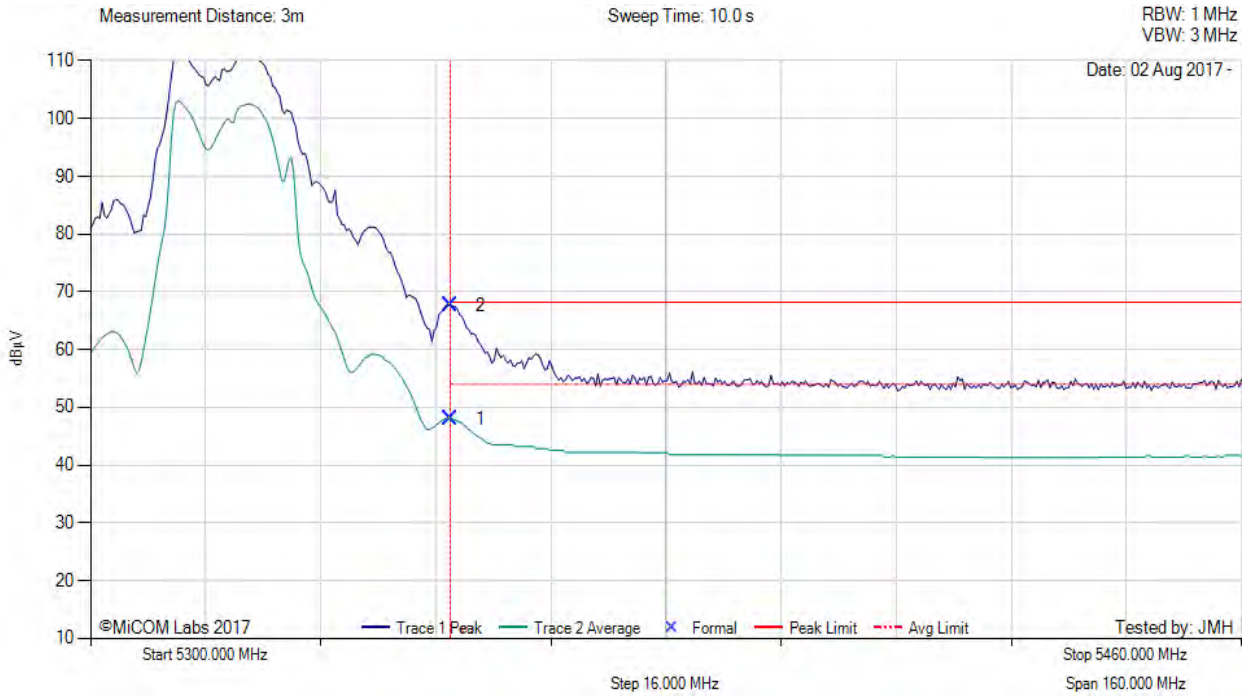

5300.00 - 5460.00 MHz												
Num	**Frequency MHz**	**Raw dBµV**	**Cable Loss dB**	**AF dB**	**Level dBµV/m**	**Measurement Type**	**Pol**	**Hgt cm**	**Azt Deg**	**Limit dBµV/m**	**Margin dB**	**Pass /Fail**
1	5350.00	9.83	3.70	34.51	48.04	Max Avg	Vertical	178	351	54.0	-6.0	Pass
2	5350.00	29.47	3.70	34.51	67.68	Max Peak	Vertical	178	351	68.2	-0.5	Pass
3	5350.00	--	--	--	--	RBE	--	--	--	--	--	--

Test Notes: EUT powered by AC/DC PS. Connected to laptop outside chamber via telnet software. Annotation: 5GL, 5GH Mode 2 Radio 1 CH64 a mode.

RBE – Restricted Band-Edge

back to matrix

RESTRICTED UPPER BAND-EDGE EMISSIONS

Variant: 802.11ac-80, Test Freq: 5290.00 MHz, Antenna: Aruba AP-ANT-20W, Power Setting: 52, Duty Cycle (%): 99

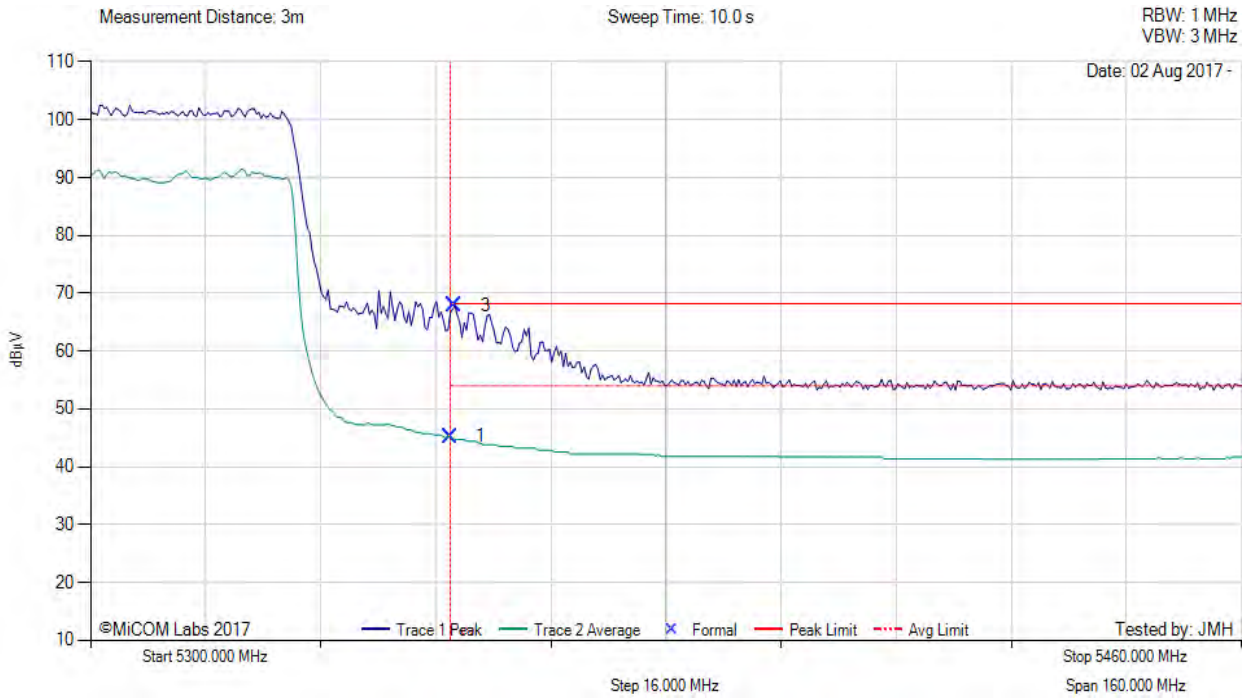

5300.00 - 5460.00 MHz												
Num	**Frequency MHz**	**Raw dBµV**	**Cable Loss dB**	**AF dB**	**Level dBµV/m**	**Measurement Type**	**Pol**	**Hgt cm**	**Azt Deg**	**Limit dBµV/m**	**Margin dB**	**Pass /Fail**
1	5350.00	7.01	3.70	34.51	45.22	Max Avg	Vertical	178	351	54.0	-8.8	Pass
3	5350.64	29.61	3.71	34.51	67.83	Max Peak	Vertical	178	351	68.2	-0.4	Pass
2	5350.00	--	--	--	--	RBE	--	--	--	--	--	--

Test Notes: EUT powered by AC/DC PS. Connected to laptop outside chamber via telnet software. Annotation: 5GL, 5GH Mode 2 Radio 1 CH58 ac 80 mode.

RBE – Restricted Band-Edge

back to matrix

RESTRICTED UPPER BAND-EDGE EMISSIONS

Variant: 802.11n HT-20, Test Freq: 5320.00 MHz, Antenna: Aruba AP-ANT-20W, Power Setting: 69, Duty Cycle (%): 99

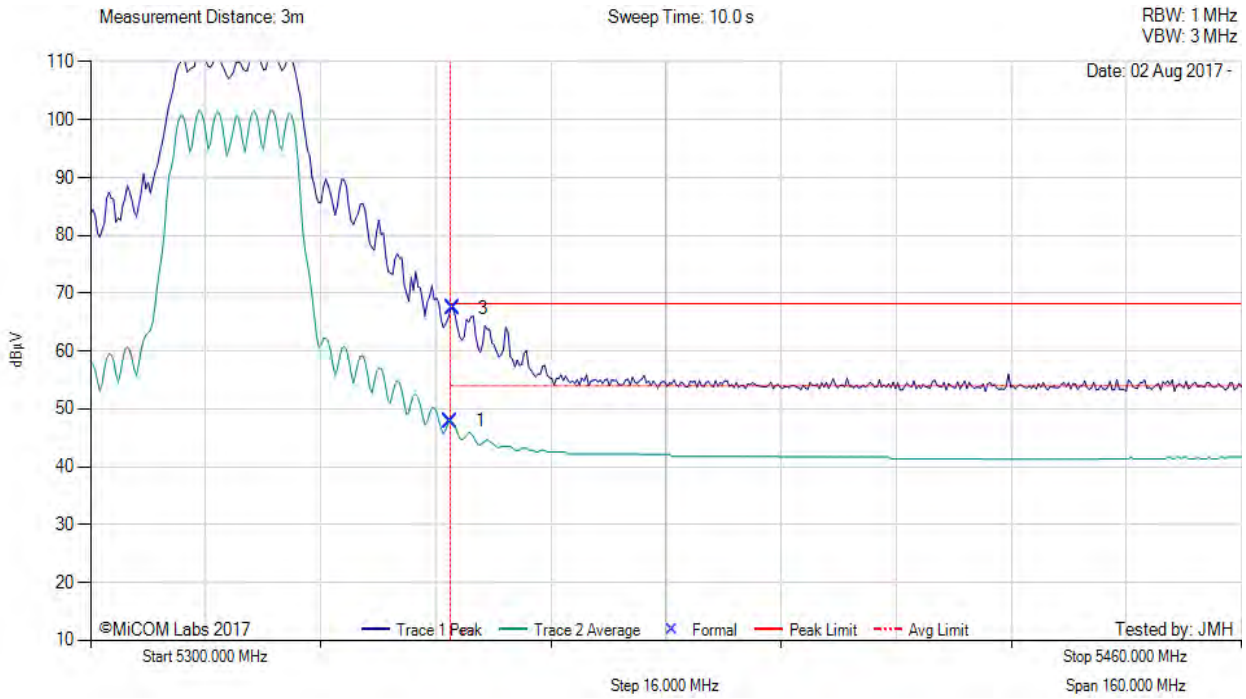

5300.00 - 5460.00 MHz												
Num	**Frequency MHz**	**Raw dBµV**	**Cable Loss dB**	**AF dB**	**Level dBµV/m**	**Measurement Type**	**Pol**	**Hgt cm**	**Azt Deg**	**Limit dBµV/m**	**Margin dB**	**Pass /Fail**
1	5350.00	9.64	3.70	34.51	47.85	Max Avg	Vertical	178	351	54.0	-6.2	Pass
3	5350.32	29.27	3.70	34.51	67.48	Max Peak	Vertical	178	351	68.2	-0.7	Pass
2	5350.00	--	--	--	--	RBE	--	--	--	--	--	--

Test Notes: EUT powered by AC/DC PS. Connected to laptop outside chamber via telnet software. Annotation: 5GL, 5GH Mode 2 Radio 1 CH64 nHT20 mode.

RBE – Restricted Band-Edge

back to matrix

RESTRICTED UPPER BAND-EDGE EMISSIONS

Variant: 802.11n HT-40, Test Freq: 5310.00 MHz, Antenna: Aruba AP-ANT-20W, Power Setting: 55, Duty Cycle (%): 99

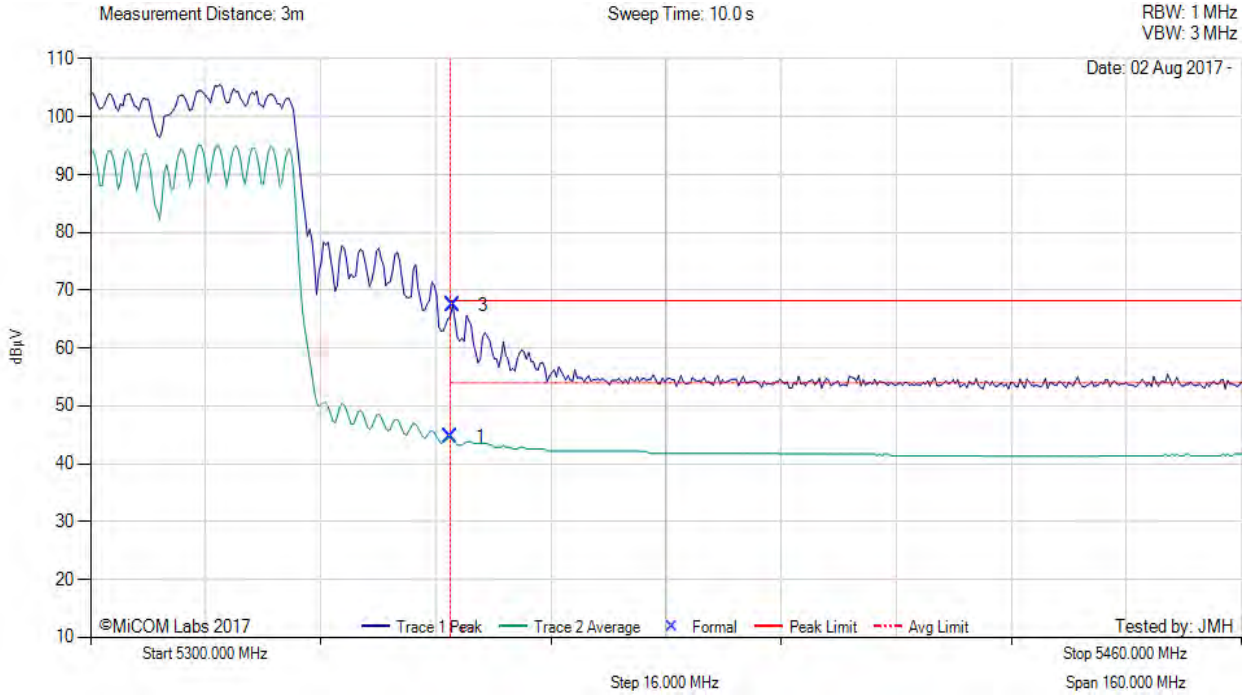

5300.00 - 5460.00 MHz												
Num	**Frequency MHz**	**Raw dBµV**	**Cable Loss dB**	**AF dB**	**Level dBµV/m**	**Measurement Type**	**Pol**	**Hgt cm**	**Azt Deg**	**Limit dBµV/m**	**Margin dB**	**Pass /Fail**
1	5350.00	6.49	3.70	34.51	44.70	Max Avg	Vertical	178	351	54.0	-9.3	Pass
3	5350.32	29.27	3.70	34.51	67.48	Max Peak	Vertical	178	351	68.2	-0.7	Pass
2	5350.00	--	--	--	--	RBE	--	--	--	--	--	--

Test Notes: EUT powered by AC/DC PS. Connected to laptop outside chamber via telnet software. Annotation: 5GL, 5GH Mode 2 Radio 1 CH62 nHT40 mode.

RBE – Restricted Band-Edge

back to matrix

RESTRICTED LOWER BAND-EDGE EMISSIONS

Variant: 802.11ac-80+80, Test Freq: 5210.00 + 5290.00 MHz, Antenna: Aruba AP-ANT-20W, Power Setting: 14 d, Duty Cycle (%): 99

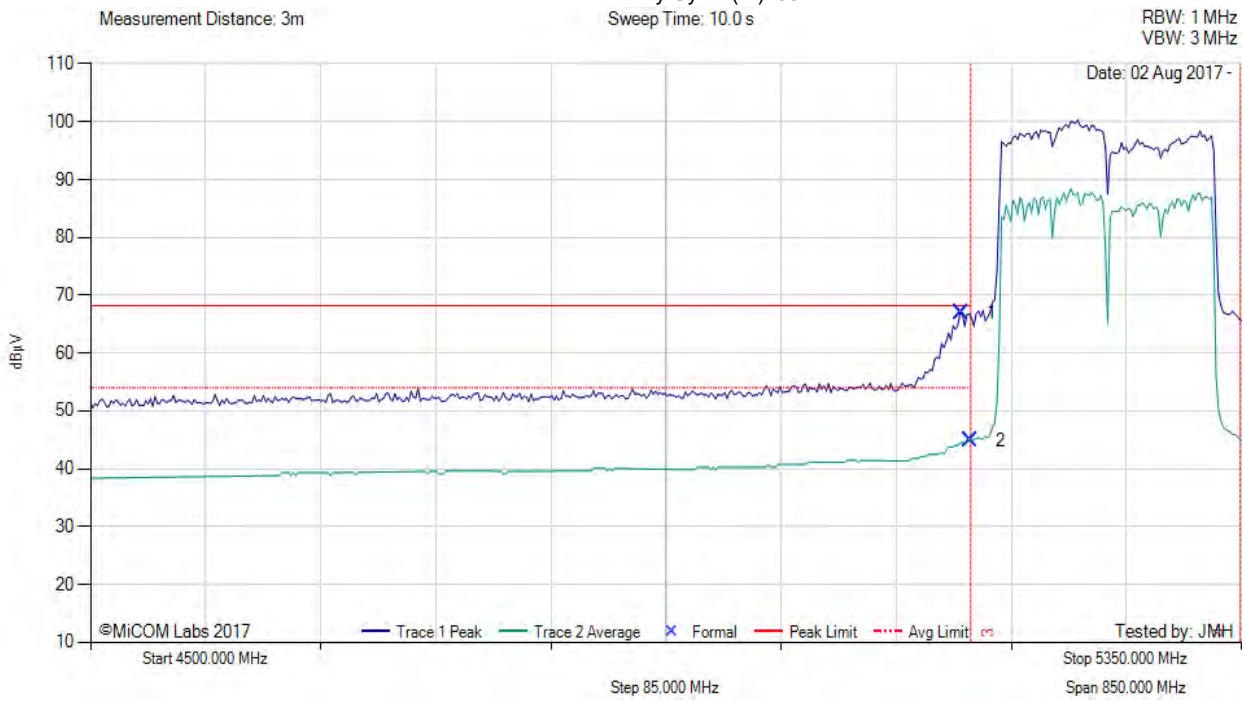

4500.00 - 5350.00 MHz												
Num	**Frequency MHz**	**Raw dBµV**	**Cable Loss dB**	**AF dB**	**Level dBµV/m**	**Measurement Type**	**Pol**	**Hgt cm**	**Azt Deg**	**Limit dBµV/m**	**Margin dB**	**Pass /Fail**
1	5143.19	29.05	3.70	34.12	66.87	Max Peak	Vertical	178	351	68.2	-1.3	Pass
2	5150.00	7.11	3.67	34.11	44.89	Max Avg	Vertical	178	351	54.0	-9.1	Pass
3	5150.00	--	--	--	--	RBE	--	--	--	--	--	--

Test Notes: EUT powered by AC/DC PS. Connected to laptop outside chamber via telnet software. Annotation: 5GL, 5GH Mode 2 Radio 1 CH42-58 ac 80+80 mode.

RBE – Restricted Band-Edge

back to matrix

RESTRICTED UPPER BAND-EDGE EMISSIONS

Variant: 802.11ac-80+80, Test Freq: 5210.00 + 5290.00 MHz, Antenna: Aruba AP-ANT-20W, Power Setting: 14 d, Duty Cycle (%): 99

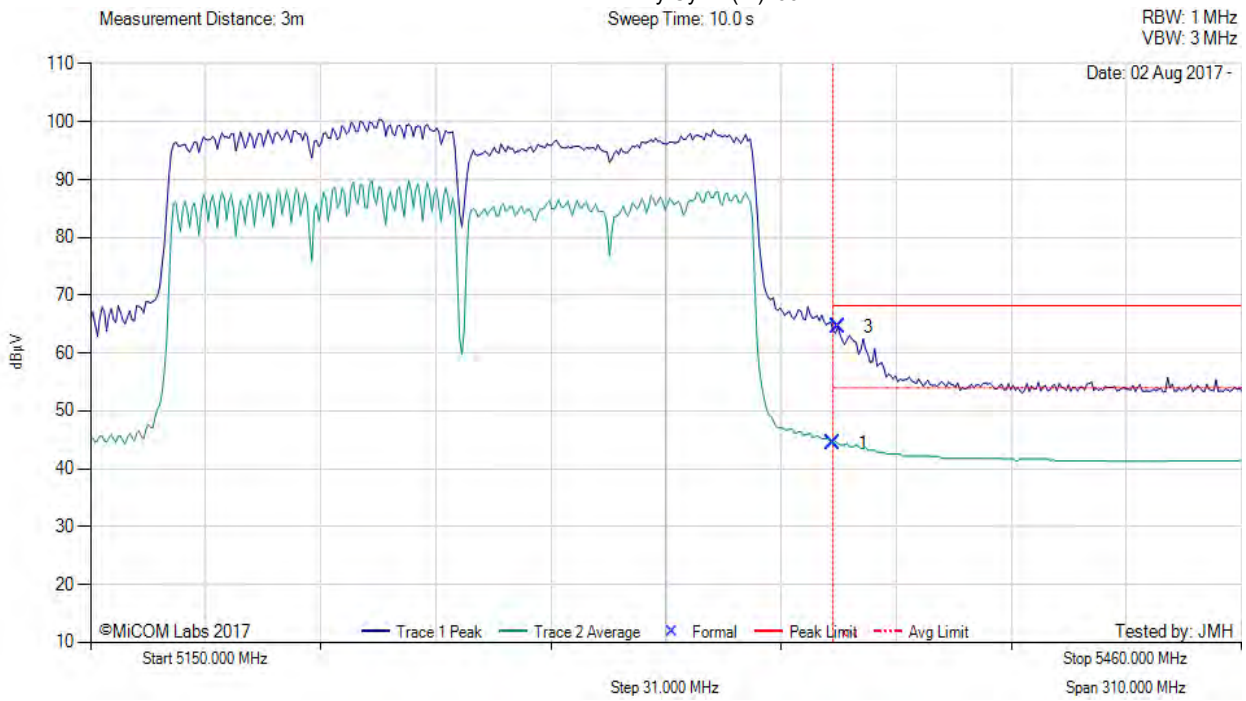

5150.00 - 5460.00 MHz												
Num	**Frequency MHz**	**Raw dBµV**	**Cable Loss dB**	**AF dB**	**Level dBµV/m**	**Measurement Type**	**Pol**	**Hgt cm**	**Azt Deg**	**Limit dBµV/m**	**Margin dB**	**Pass /Fail**
1	5350.00	6.21	3.70	34.51	44.42	Max Avg	Vertical	178	351	54.0	-9.6	Pass
3	5351.24	26.31	3.71	34.51	64.53	Max Peak	Vertical	178	351	68.2	-3.7	Pass
2	5350.00	--	--	--	--	RBE	--	--	--	--	--	--

Test Notes: EUT powered by AC/DC PS. Connected to laptop outside chamber via telnet software. Annotation: 5GL, 5GH Mode 2 Radio 1 CH42-58 ac 80+80 mode.

RBE – Restricted Band-Edge

back to matrix

Antenna: AP-ANT-40

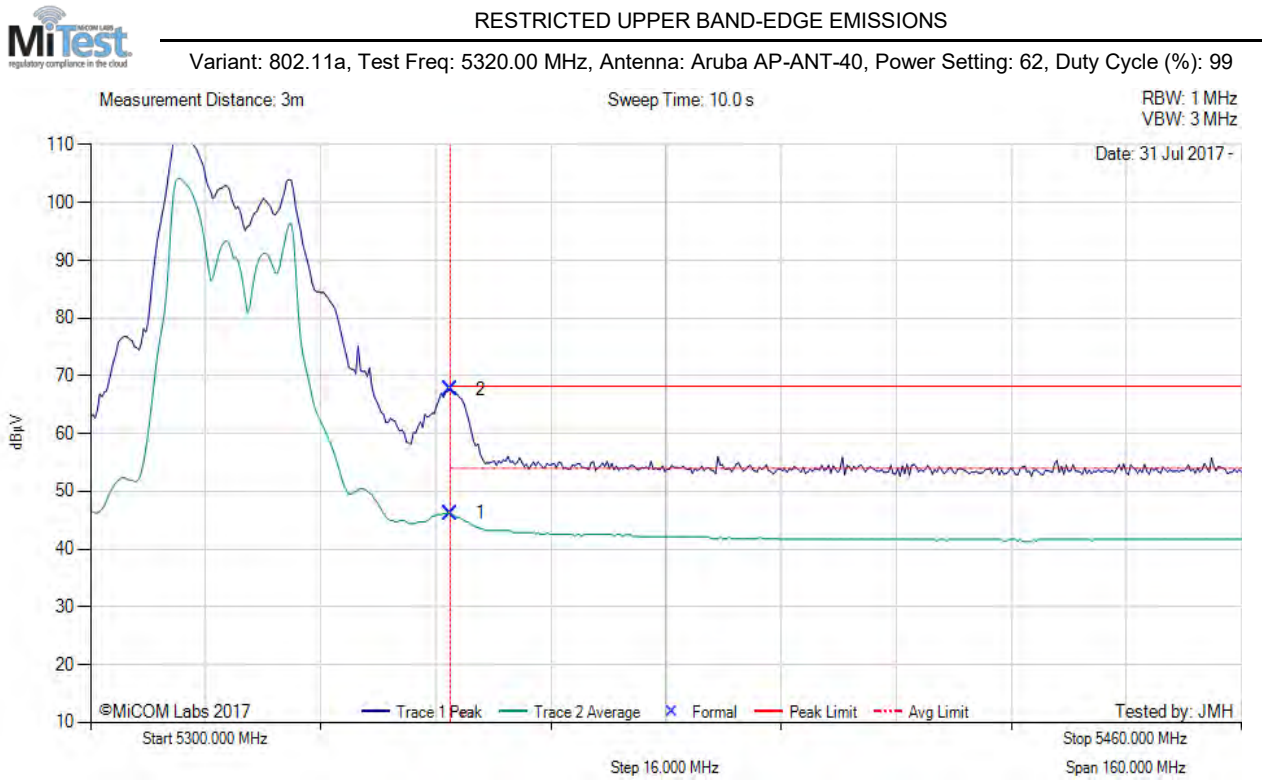

5300.00 - 5460.00 MHz												
Num	**Frequency MHz**	**Raw dBµV**	**Cable Loss dB**	**AF dB**	**Level dBµV/m**	**Measurement Type**	**Pol**	**Hgt cm**	**Azt Deg**	**Limit dBµV/m**	**Margin dB**	**Pass /Fail**
1	5350.00	7.98	3.70	34.51	46.19	Max Avg	Horizontal	159	321	54.0	-7.8	Pass
2	5350.00	29.47	3.70	34.51	67.68	Max Peak	Horizontal	159	321	68.2	-0.5	Pass
3	5350.00	--	--	--	--	RBE	--	--	--	--	--	--

Test Notes: EUT powered by AC/DC PS. Connected to laptop outside chamber via telnet software. Annotation: 5GL, 5GH Mode 2 Radio 1 CH64 a mode.

RBE – Restricted Band-Edge

back to matrix

RESTRICTED UPPER BAND-EDGE EMISSIONS

Variant: 802.11ac-80, Test Freq: 5290.00 MHz, Antenna: Aruba AP-ANT-40, Power Setting: 58, Duty Cycle (%): 99

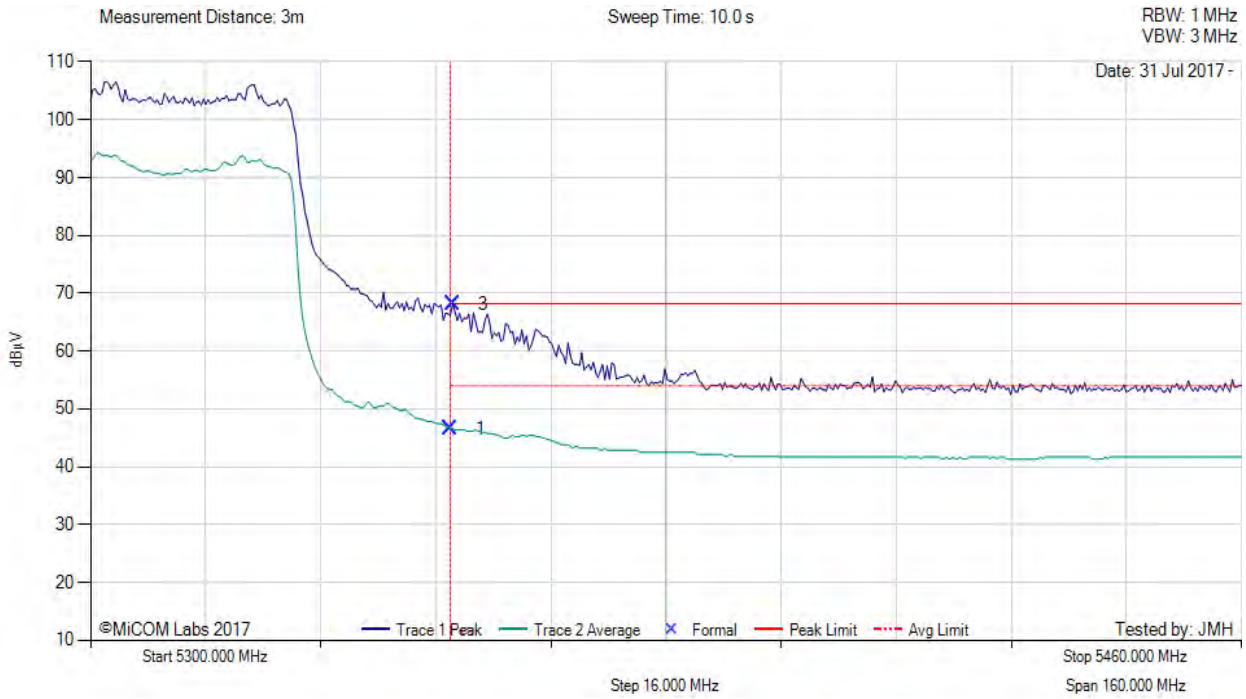

5300.00 - 5460.00 MHz												
Num	**Frequency MHz**	**Raw dBµV**	**Cable Loss dB**	**AF dB**	**Level dBµV/m**	**Measurement Type**	**Pol**	**Hgt cm**	**Azt Deg**	**Limit dBµV/m**	**Margin dB**	**Pass /Fail**
1	5350.00	8.43	3.70	34.51	46.64	Max Avg	Horizontal	159	321	54.0	-7.4	Pass
3	5350.32	29.88	3.70	34.51	68.09	Max Peak	Horizontal	159	321	68.2	-0.1	Pass
2	5350.00	--	--	--	--	RBE	--	--	--	--	--	--

Test Notes: EUT powered by AC/DC PS. Connected to laptop outside chamber via telnet software. Annotation: 5GL, 5GH Mode 2 Radio 1 CH58 ac 80 mode.

RBE – Restricted Band-Edge

back to matrix

RESTRICTED UPPER BAND-EDGE EMISSIONS

Variant: 802.11n HT-20, Test Freq: 5320.00 MHz, Antenna: Aruba AP-ANT-40, Power Setting: 67, Duty Cycle (%): 99

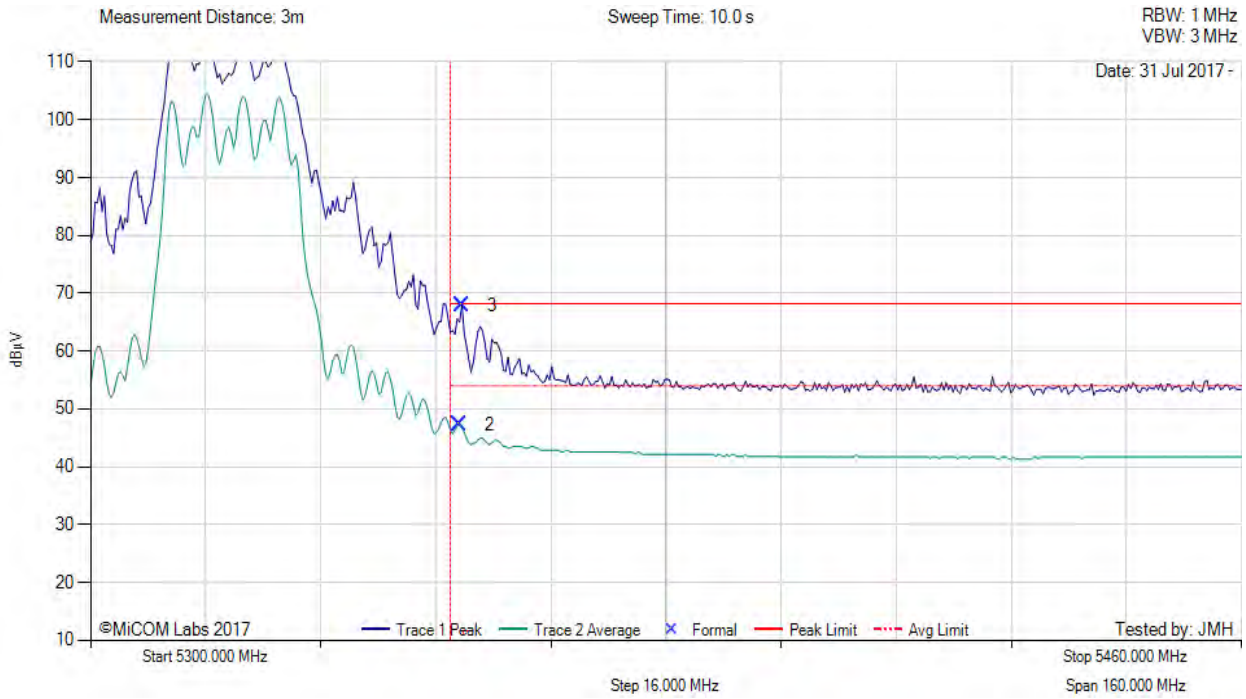

5300.00 - 5460.00 MHz												
Num	**Frequency MHz**	**Raw dBµV**	**Cable Loss dB**	**AF dB**	**Level dBµV/m**	**Measurement Type**	**Pol**	**Hgt cm**	**Azt Deg**	**Limit dBµV/m**	**Margin dB**	**Pass /Fail**
2	5351.28	9.04	3.71	34.51	47.26	Max Avg	Horizontal	159	321	54.0	-6.7	Pass
3	5351.60	29.74	3.71	34.51	67.96	Max Peak	Horizontal	159	321	68.2	-0.2	Pass
1	5350.00	--	--	--	--	RBE	--	--	--	--	--	--

Test Notes: EUT powered by AC/DC PS. Connected to laptop outside chamber via telnet software. Annotation: 5GL, 5GH Mode 2 Radio 1 CH64 nHT20 mode.

RBE – Restricted Band-Edge

back to matrix

RESTRICTED UPPER BAND-EDGE EMISSIONS

Variant: 802.11n HT-40, Test Freq: 5310.00 MHz, Antenna: Aruba AP-ANT-40, Power Setting: 51, Duty Cycle (%): 99

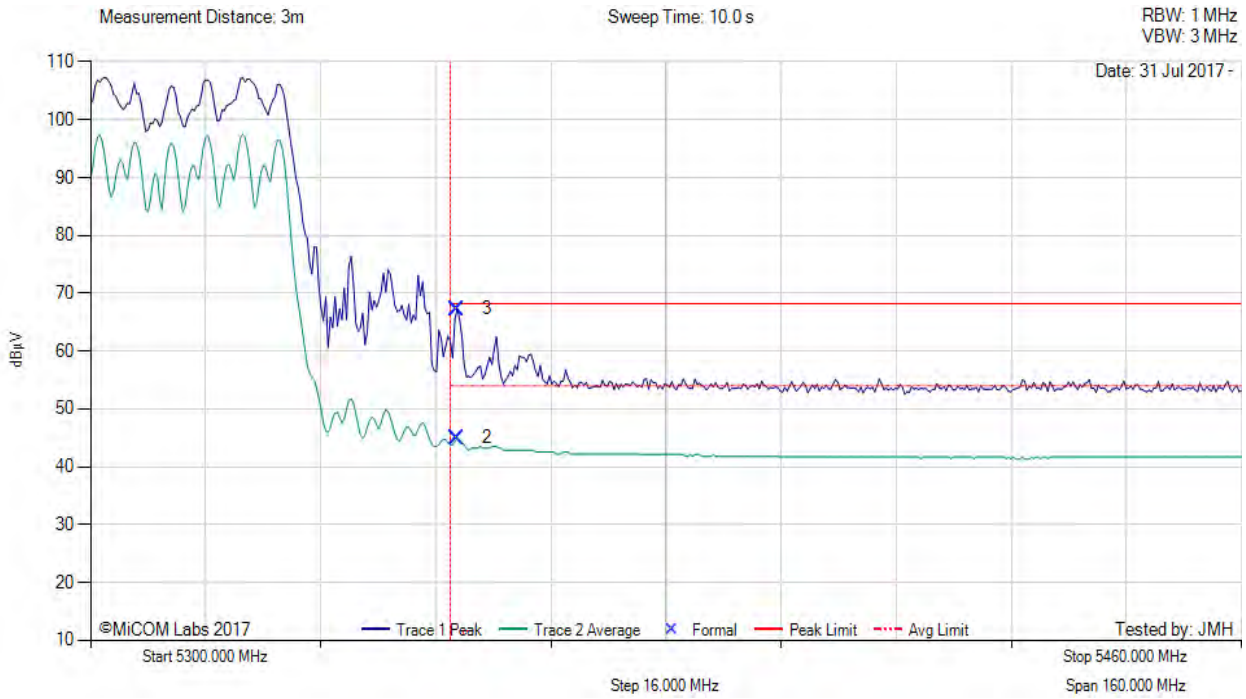

5300.00 - 5460.00 MHz												
Num	**Frequency MHz**	**Raw dBµV**	**Cable Loss dB**	**AF dB**	**Level dBµV/m**	**Measurement Type**	**Pol**	**Hgt cm**	**Azt Deg**	**Limit dBµV/m**	**Margin dB**	**Pass /Fail**
2	5350.96	6.75	3.71	34.51	44.97	Max Avg	Horizontal	159	321	54.0	-9.0	Pass
3	5350.96	29.06	3.71	34.51	67.28	Max Peak	Horizontal	159	321	68.2	-0.9	Pass
1	5350.00	--	--	--	--	RBE	--	--	--	--	--	--

Test Notes: EUT powered by AC/DC PS. Connected to laptop outside chamber via telnet software. Annotation: 5GL, 5GH Mode 2 Radio 1 CH62 nHT40 mode.

RBE – Restricted Band-Edge

back to matrix

RESTRICTED LOWER BAND-EDGE EMISSIONS

Variant: 802.11ac-80+80, Test Freq: 5210.00 + 5290.00 MHz, Antenna: Aruba AP-ANT-40, Power Setting: 14 d, Duty Cycle (%): 99

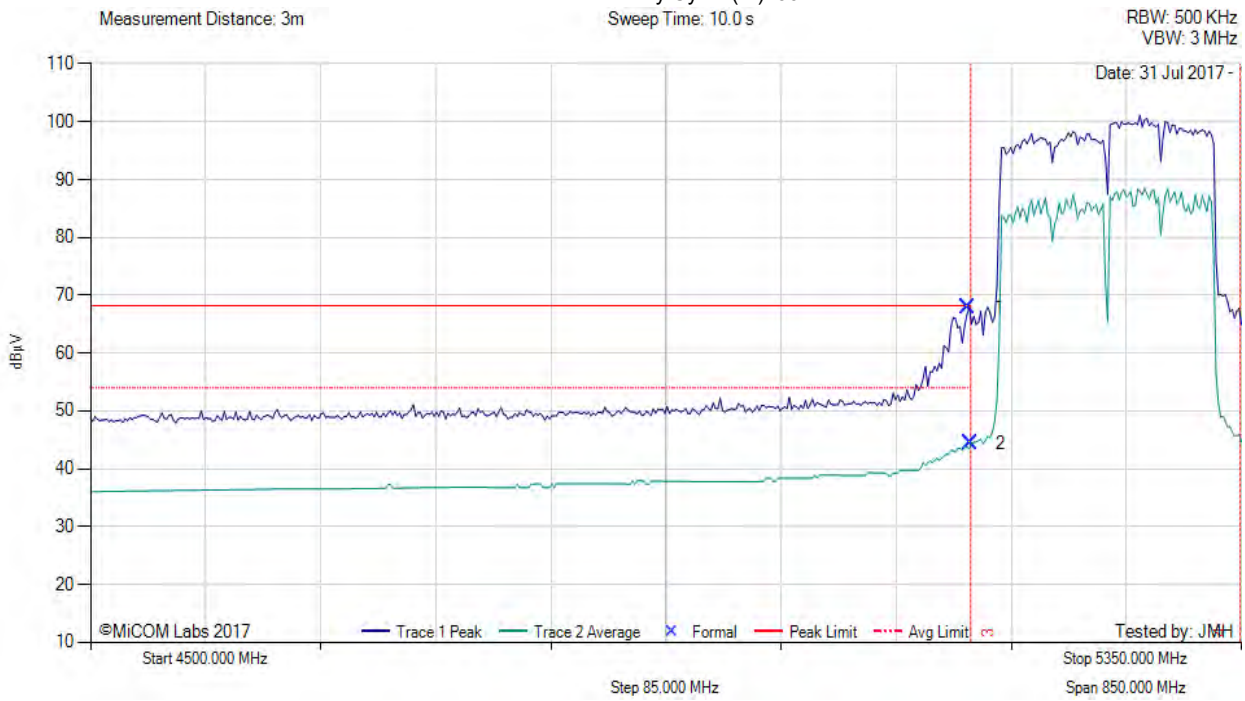

4500.00 - 5350.00 MHz												
Num	**Frequency MHz**	**Raw dBµV**	**Cable Loss dB**	**AF dB**	**Level dBµV/m**	**Measurement Type**	**Pol**	**Hgt cm**	**Azt Deg**	**Limit dBµV/m**	**Margin dB**	**Pass /Fail**
1	5148.30	30.06	3.68	34.11	67.85	Max Peak	Horizontal	182	45	68.2	-0.4	Pass
2	5150.00	6.59	3.67	34.11	44.37	Max Avg	Horizontal	182	45	54.0	-9.6	Pass
3	5150.00	--	--	--	--	RBE	--	--	--	--	--	--

Test Notes: EUT powered by AC/DC PS. Connected to laptop outside chamber via telnet software. Annotation: 5GL, 5GH Mode 2 Radio 1 CH42-58 ac 80+80 mode.

RBE – Restricted Band-Edge

back to matrix

RESTRICTED UPPER BAND-EDGE EMISSIONS

Variant: 802.11ac-80+80, Test Freq: 5210.00 + 5290.00 MHz, Antenna: Aruba AP-ANT-40, Power Setting: 14 d, Duty Cycle (%): 99

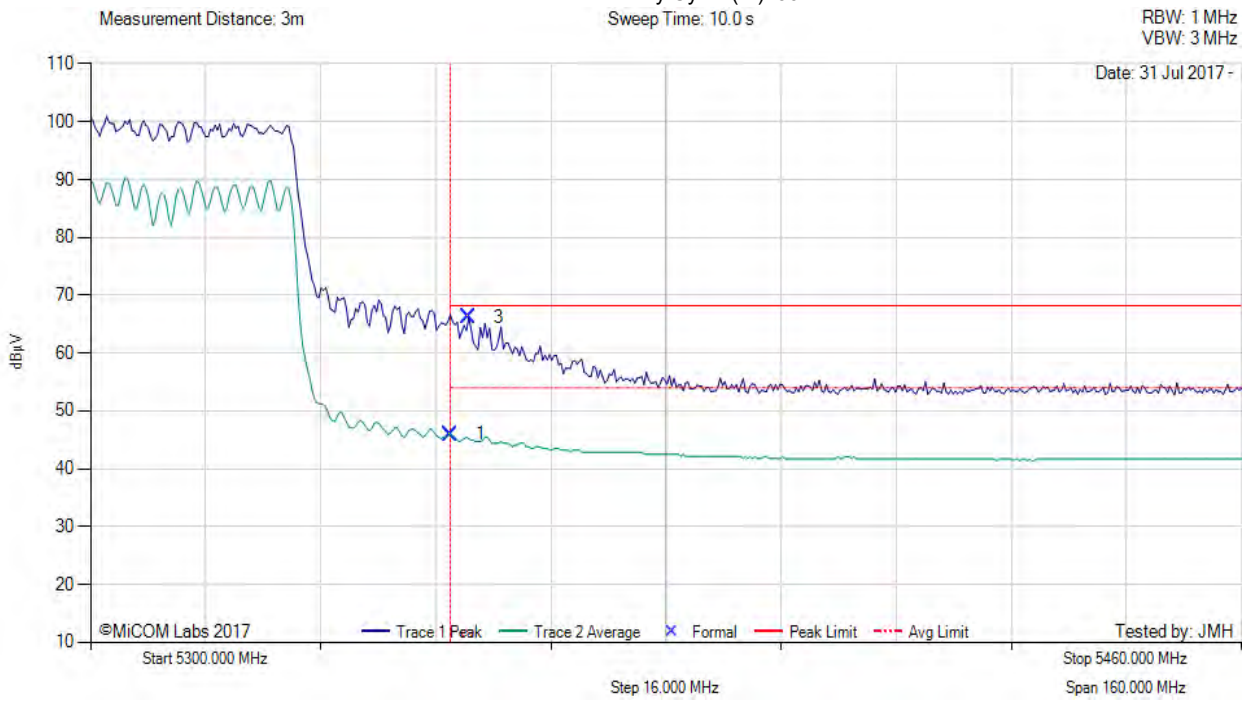

5300.00 - 5460.00 MHz												
Num	**Frequency MHz**	**Raw dBµV**	**Cable Loss dB**	**AF dB**	**Level dBµV/m**	**Measurement Type**	**Pol**	**Hgt cm**	**Azt Deg**	**Limit dBµV/m**	**Margin dB**	**Pass /Fail**
1	5350.00	7.75	3.70	34.51	45.96	Max Avg	Horizontal	182	45	54.0	-8.0	Pass
3	5352.57	27.93	3.71	34.50	66.14	Max Peak	Horizontal	182	45	68.2	-2.1	Pass
2	5350.00	--	--	--	--	RBE	--	--	--	--	--	--

Test Notes: EUT powered by AC/DC PS. Connected to laptop outside chamber via telnet software. Annotation: 5GL, 5GH Mode 2 Radio 1 CH42-58 ac 80+80 mode.

RBE – Restricted Band-Edge

back to matrix

Antenna: AP-ANT-45

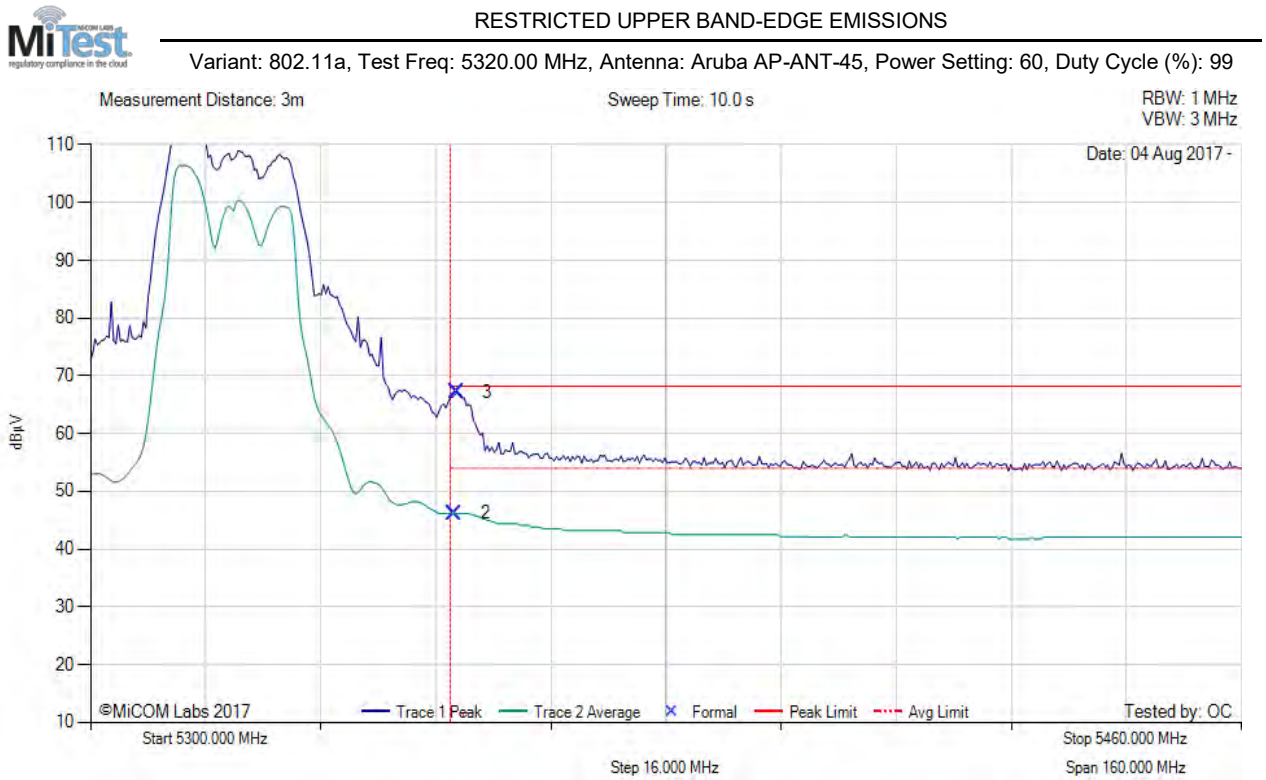

5300.00 - 5460.00 MHz												
Num	**Frequency MHz**	**Raw dBµV**	**Cable Loss dB**	**AF dB**	**Level dBµV/m**	**Measurement Type**	**Pol**	**Hgt cm**	**Azt Deg**	**Limit dBµV/m**	**Margin dB**	**Pass /Fail**
2	5350.64	7.97	3.71	34.51	46.19	Max Avg	Vertical	166	360	54.0	-7.8	Pass
3	5350.96	28.92	3.71	34.51	67.14	Max Peak	Vertical	166	360	68.2	-1.1	Pass
1	5350.00	--	--	--	--	RBE	--	--	--	--	--	--

Test Notes: EUT powered by AC/DC PS. Connected to laptop outside chamber via telnet software. Annotation: 5GL, 5GH Mode 2 Radio 1 CH64 a mode.

RBE – Restricted Band-Edge

back to matrix

RESTRICTED UPPER BAND-EDGE EMISSIONS

Variant: 802.11ac-80, Test Freq: 5290.00 MHz, Antenna: Aruba AP-ANT-45, Power Setting: 50, Duty Cycle (%): 99

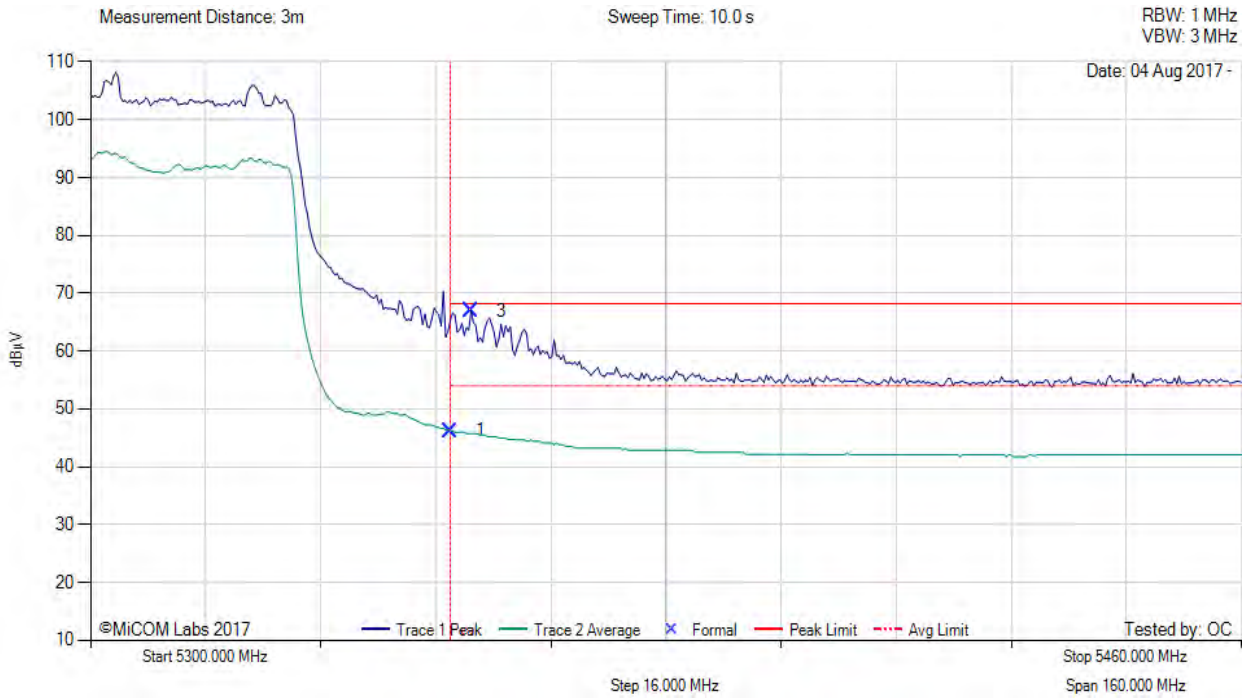

5300.00 - 5460.00 MHz												
Num	**Frequency MHz**	**Raw dBµV**	**Cable Loss dB**	**AF dB**	**Level dBµV/m**	**Measurement Type**	**Pol**	**Hgt cm**	**Azt Deg**	**Limit dBµV/m**	**Margin dB**	**Pass /Fail**
1	5350.00	7.98	3.70	34.51	46.19	Max Avg	Vertical	166	360	54.0	-7.8	Pass
3	5352.89	28.79	3.71	34.50	67.00	Max Peak	Vertical	166	360	68.2	-1.2	Pass
2	5350.00	--	--	--	--	RBE	--	--	--	--	--	--

Test Notes: EUT powered by AC/DC PS. Connected to laptop outside chamber via telnet software. Annotation: 5GL, 5GH Mode 2 Radio 1 CH58 ac 80 mode.

RBE – Restricted Band-Edge

back to matrix

RESTRICTED UPPER BAND-EDGE EMISSIONS

Variant: 802.11n HT-20, Test Freq: 5320.00 MHz, Antenna: Aruba AP-ANT-45, Power Setting: 66, Duty Cycle (%): 99

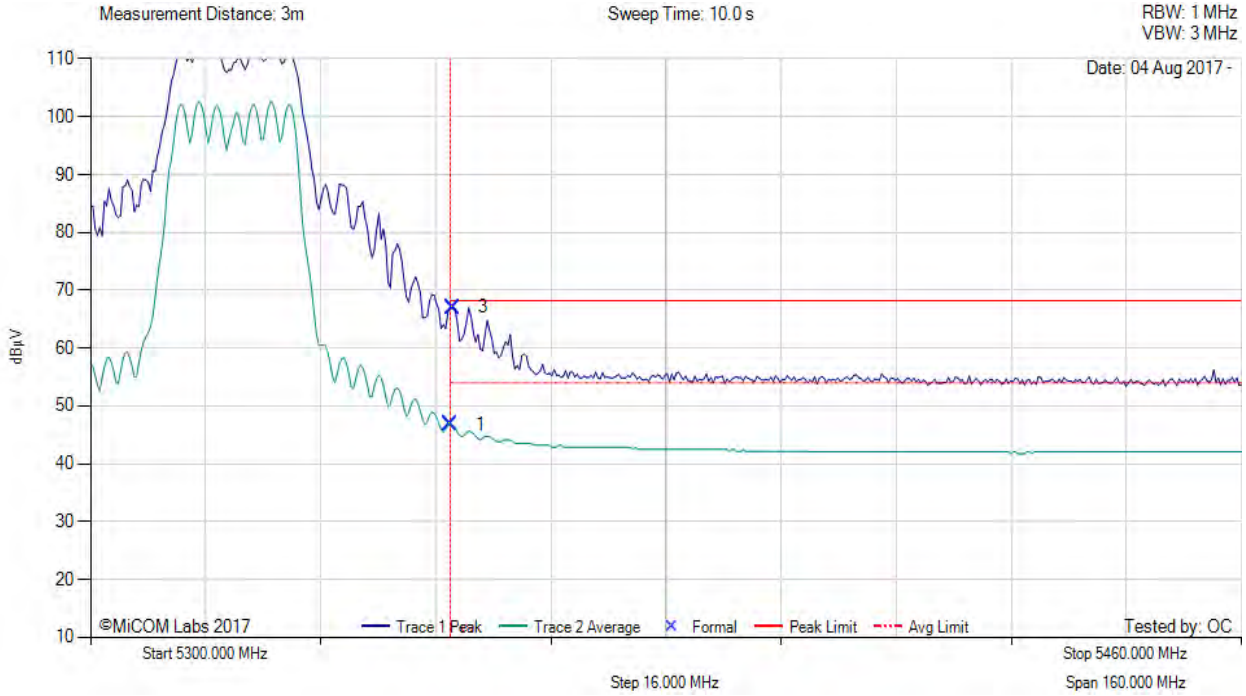

5300.00 - 5460.00 MHz												
Num	**Frequency MHz**	**Raw dBµV**	**Cable Loss dB**	**AF dB**	**Level dBµV/m**	**Measurement Type**	**Pol**	**Hgt cm**	**Azt Deg**	**Limit dBµV/m**	**Margin dB**	**Pass /Fail**
1	5350.00	8.64	3.70	34.51	46.85	Max Avg	Vertical	166	360	54.0	-7.2	Pass
3	5350.32	28.85	3.70	34.51	67.06	Max Peak	Vertical	166	360	68.2	-1.2	Pass
2	5350.00	--	--	--	--	RBE	--	--	--	--	--	--

Test Notes: EUT powered by AC/DC PS. Connected to laptop outside chamber via telnet software. Annotation: 5GL, 5GH Mode 2 Radio 1 CH64 nHT20 mode.

RBE – Restricted Band-Edge

back to matrix

RESTRICTED UPPER BAND-EDGE EMISSIONS

Variant: 802.11n HT-40, Test Freq: 5310.00 MHz, Antenna: Aruba AP-ANT-45, Power Setting: 47, Duty Cycle (%): 99

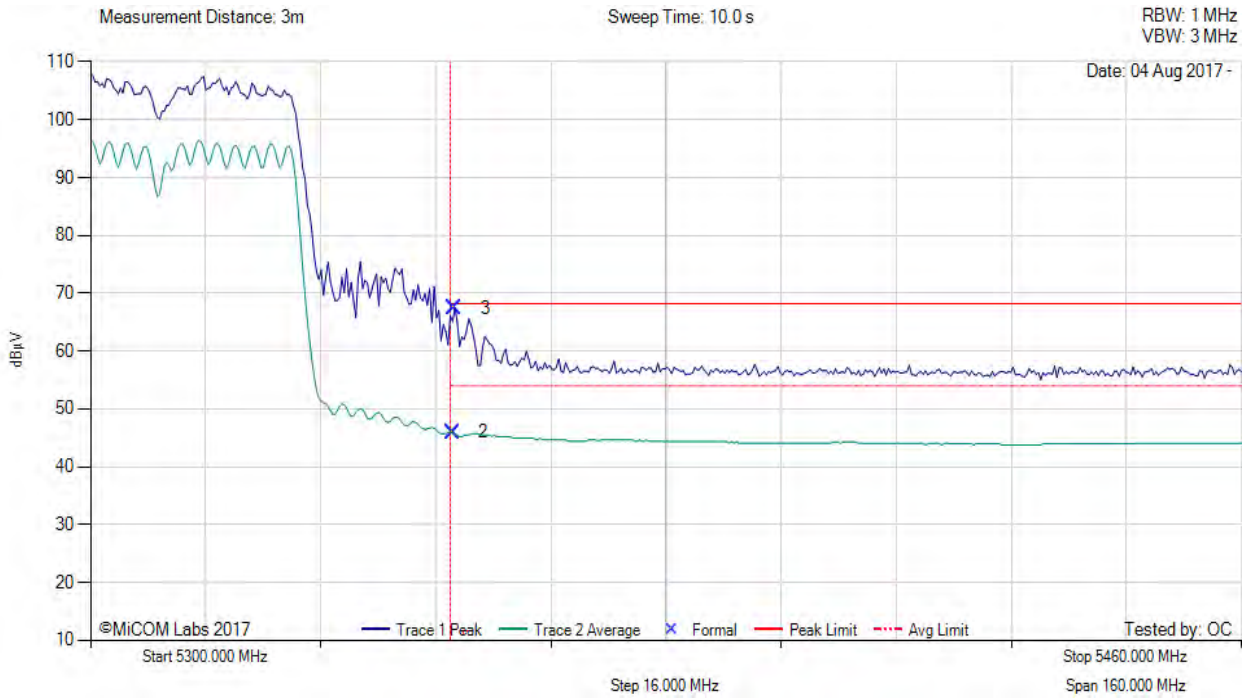

5300.00 - 5460.00 MHz												
Num	**Frequency MHz**	**Raw dBµV**	**Cable Loss dB**	**AF dB**	**Level dBµV/m**	**Measurement Type**	**Pol**	**Hgt cm**	**Azt Deg**	**Limit dBµV/m**	**Margin dB**	**Pass /Fail**
2	5350.32	7.75	3.70	34.51	45.96	Max Avg	Vertical	166	360	54.0	-8.0	Pass
3	5350.64	29.24	3.71	34.51	67.46	Max Peak	Vertical	166	360	68.2	-0.8	Pass
1	5350.00	--	--	--	--	RBE	--	--	--	--	--	--

Test Notes: EUT powered by AC/DC PS. Connected to laptop outside chamber via telnet software. Annotation: 5GL, 5GH Mode 2 Radio 1 CH62 nHT40 mode.

RBE – Restricted Band-Edge

back to matrix

RESTRICTED LOWER BAND-EDGE EMISSIONS

Variant: 802.11ac-80+80, Test Freq: 5210.00 + 5290.00 MHz, Antenna: Aruba AP-ANT-45, Power Setting: 12 d, Duty Cycle (%): 99

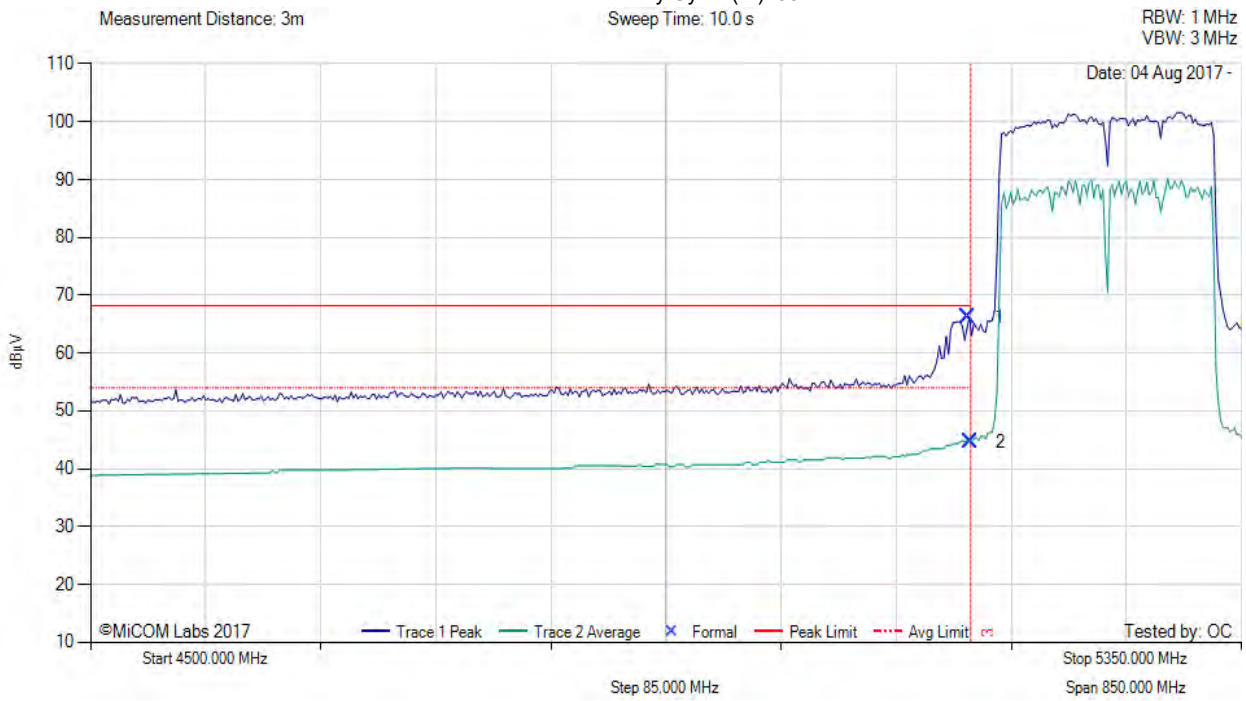

4500.00 - 5350.00 MHz												
Num	**Frequency MHz**	**Raw dBµV**	**Cable Loss dB**	**AF dB**	**Level dBµV/m**	**Measurement Type**	**Pol**	**Hgt cm**	**Azt Deg**	**Limit dBµV/m**	**Margin dB**	**Pass /Fail**
1	5148.30	28.41	3.68	34.11	66.20	Max Peak	Vertical	166	360	68.2	-2.0	Pass
2	5150.00	6.86	3.67	34.11	44.64	Max Avg	Vertical	166	360	54.0	-9.4	Pass
3	5150.00	--	--	--	--	RBE	--	--	--	--	--	--

Test Notes: EUT powered by AC/DC PS. Connected to laptop outside chamber via telnet software. Annotation: 5GL, 5GH Mode 2 Radio 1 CH42-58 ac 80+80 mode.

RBE – Restricted Band-Edge

back to matrix

RESTRICTED UPPER BAND-EDGE EMISSIONS

Variant: 802.11ac-80+80, Test Freq: 5210.00 + 5290.00 MHz, Antenna: Aruba AP-ANT-45, Power Setting: 12 d, Duty Cycle (%): 99

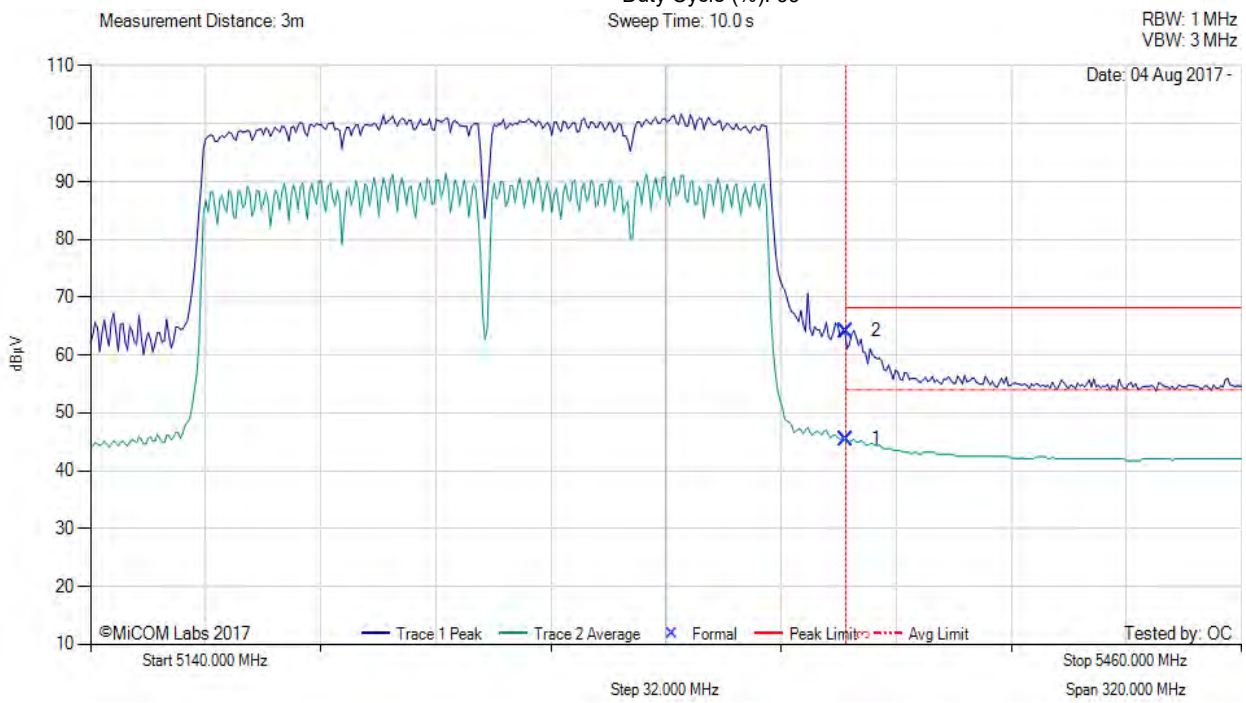

5140.00 - 5460.00 MHz												
Num	**Frequency MHz**	**Raw dBµV**	**Cable Loss dB**	**AF dB**	**Level dBµV/m**	**Measurement Type**	**Pol**	**Hgt cm**	**Azt Deg**	**Limit dBµV/m**	**Margin dB**	**Pass /Fail**
1	5350.00	7.27	3.70	34.51	45.48	Max Avg	Vertical	166	360	54.0	-8.5	Pass
2	5350.00	25.93	3.70	34.51	64.14	Max Peak	Vertical	166	360	68.2	-4.1	Pass
3	5350.00	--	--	--	--	RBE	--	--	--	--	--	--

Test Notes: EUT powered by AC/DC PS. Connected to laptop outside chamber via telnet software. Annotation: 5GL, 5GH Mode 2 Radio 1 CH42-58 ac 80+80 mode.

RBE – Restricted Band-Edge

back to matrix

Antenna: AP-ANT-48

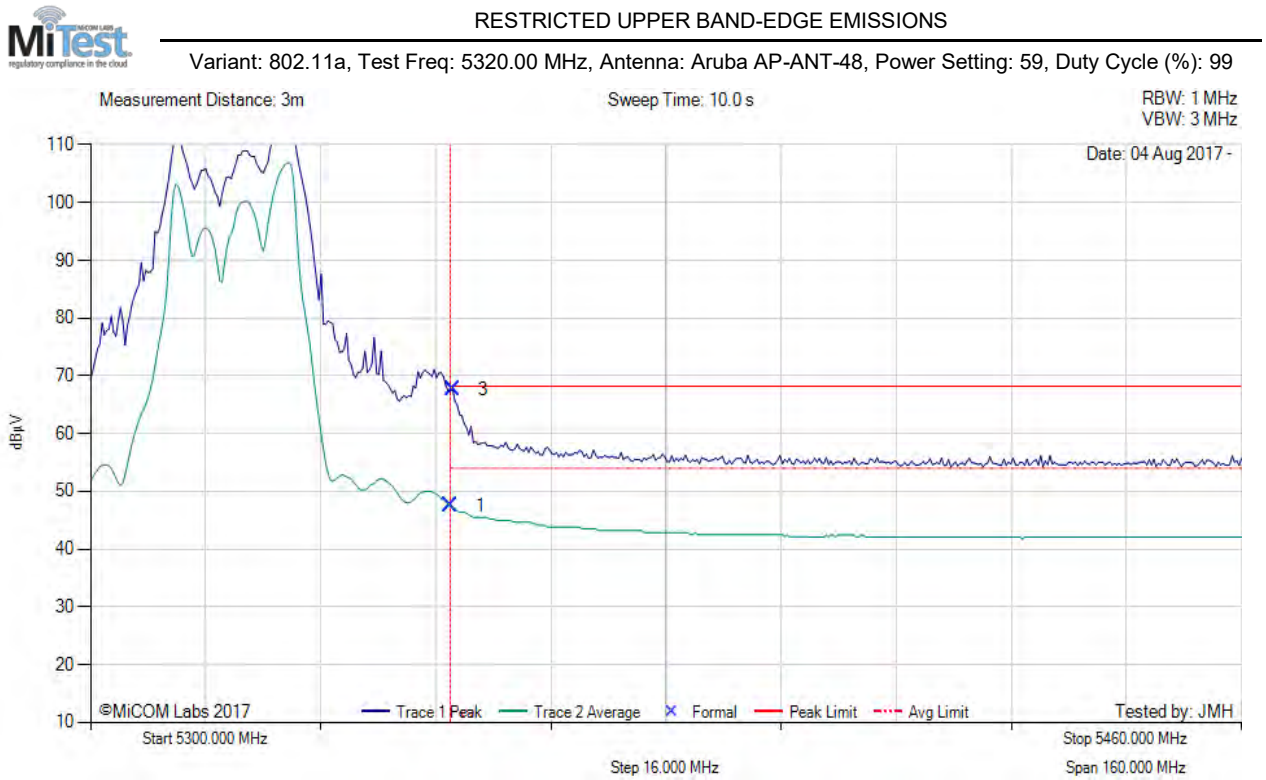

5300.00 - 5460.00 MHz												
Num	**Frequency MHz**	**Raw dBµV**	**Cable Loss dB**	**AF dB**	**Level dBµV/m**	**Measurement Type**	**Pol**	**Hgt cm**	**Azt Deg**	**Limit dBµV/m**	**Margin dB**	**Pass /Fail**
1	5350.00	9.25	3.70	34.51	47.46	Max Avg	Horizontal	169	359	54.0	-6.5	Pass
3	5350.32	29.41	3.70	34.51	67.62	Max Peak	Horizontal	169	359	68.2	-0.6	Pass
2	5350.00	--	--	--	--	RBE	--	--	--	--	--	--

Test Notes: EUT powered by AC/DC PS. Connected to laptop outside chamber via telnet software. Annotation: 5GL, 5GH Mode 2 Radio 1 CH64 a mode.

RBE – Restricted Band-Edge

back to matrix

RESTRICTED UPPER BAND-EDGE EMISSIONS

Variant: 802.11ac-80, Test Freq: 5290.00 MHz, Antenna: Aruba AP-ANT-48, Power Setting: 47, Duty Cycle (%): 99

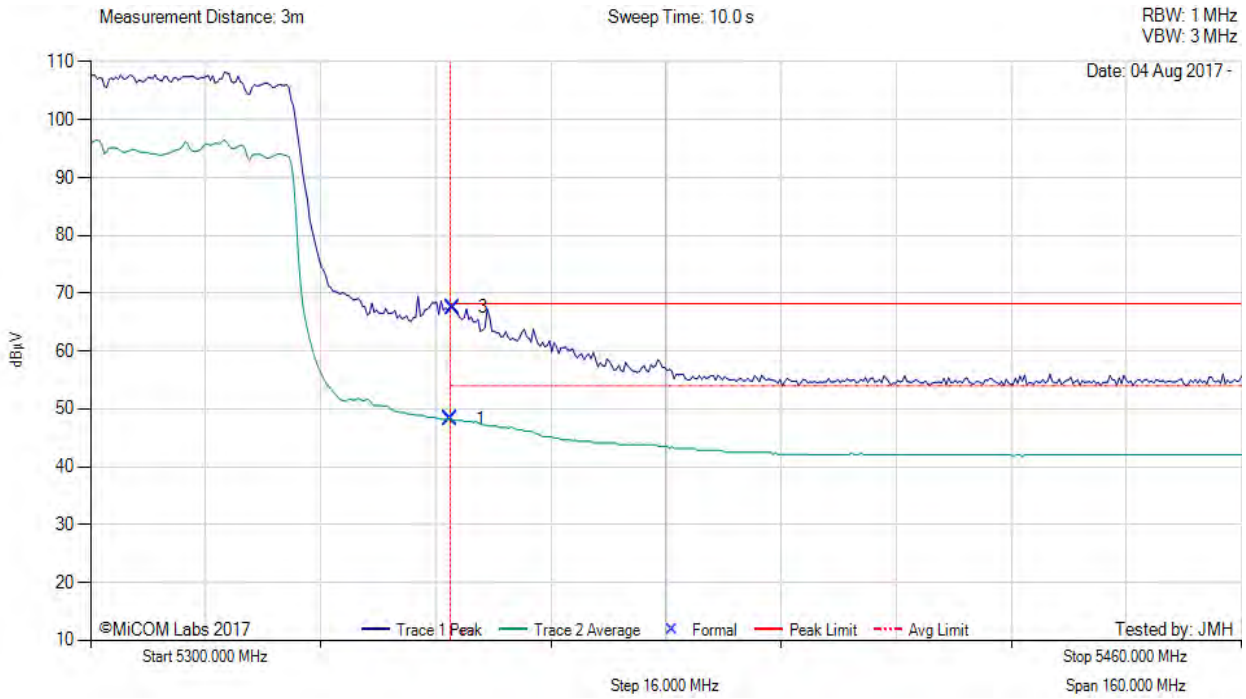

5300.00 - 5460.00 MHz												
Num	**Frequency MHz**	**Raw dBµV**	**Cable Loss dB**	**AF dB**	**Level dBµV/m**	**Measurement Type**	**Pol**	**Hgt cm**	**Azt Deg**	**Limit dBµV/m**	**Margin dB**	**Pass /Fail**
1	5350.00	10.01	3.70	34.51	48.22	Max Avg	Horizontal	169	359	54.0	-5.8	Pass
3	5350.32	29.29	3.70	34.51	67.50	Max Peak	Horizontal	169	359	68.2	-0.7	Pass
2	5350.00	--	--	--	--	RBE	--	--	--	--	--	--

Test Notes: EUT powered by AC/DC PS. Connected to laptop outside chamber via telnet software. Annotation: 5GL, 5GH Mode 2 Radio 1 CH58 ac 80 mode

RBE – Restricted Band-Edge

back to matrix

RESTRICTED UPPER BAND-EDGE EMISSIONS

Variant: 802.11n HT-20, Test Freq: 5320.00 MHz, Antenna: Aruba AP-ANT-48, Power Setting: 65, Duty Cycle (%): 99

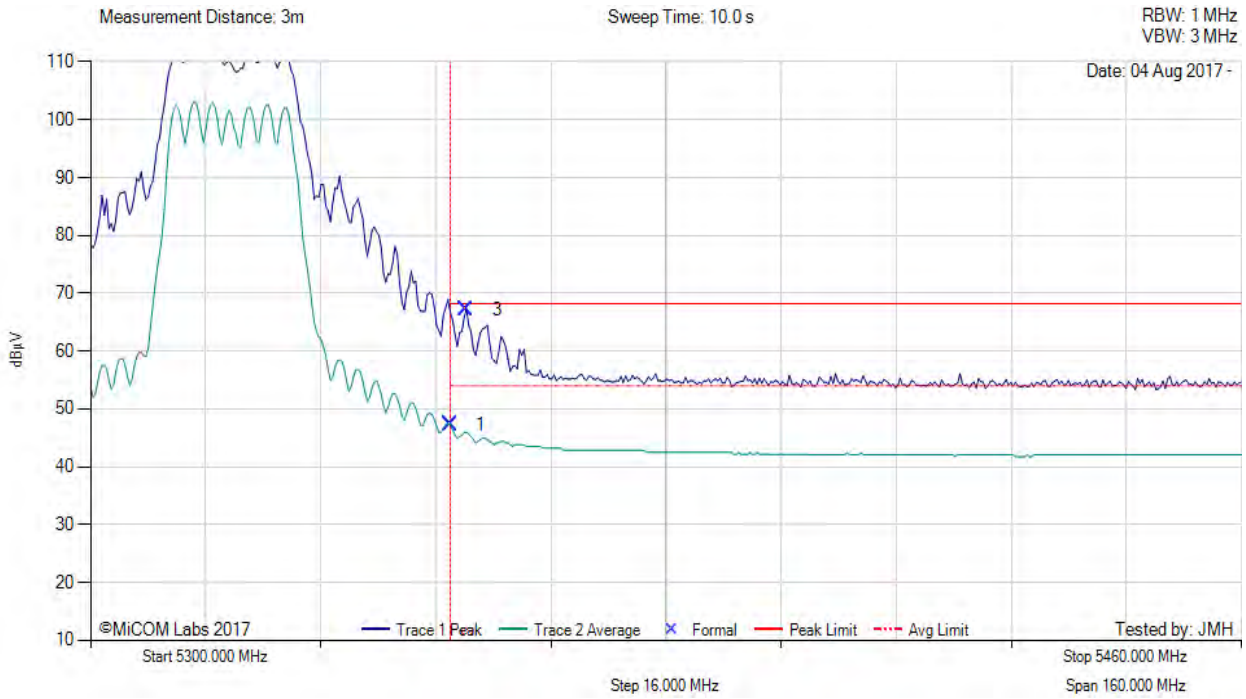

5300.00 - 5460.00 MHz												
Num	**Frequency MHz**	**Raw dBµV**	**Cable Loss dB**	**AF dB**	**Level dBµV/m**	**Measurement Type**	**Pol**	**Hgt cm**	**Azt Deg**	**Limit dBµV/m**	**Margin dB**	**Pass /Fail**
1	5350.00	9.05	3.70	34.51	47.26	Max Avg	Horizontal	169	359	54.0	-6.7	Pass
3	5352.24	28.94	3.71	34.51	67.16	Max Peak	Horizontal	169	359	68.2	-1.0	Pass
2	5350.00	--	--	--	--	RBE	--	--	--	--	--	--

Test Notes: EUT powered by AC/DC PS. Connected to laptop outside chamber via telnet software. Annotation: 5GL, 5GH Mode 2 Radio 1 CH64 nHT20 mode.

RBE – Restricted Band-Edge

back to matrix

RESTRICTED UPPER BAND-EDGE EMISSIONS

Variant: 802.11n HT-40, Test Freq: 5310.00 MHz, Antenna: Aruba AP-ANT-48, Power Setting: 52, Duty Cycle (%): 99

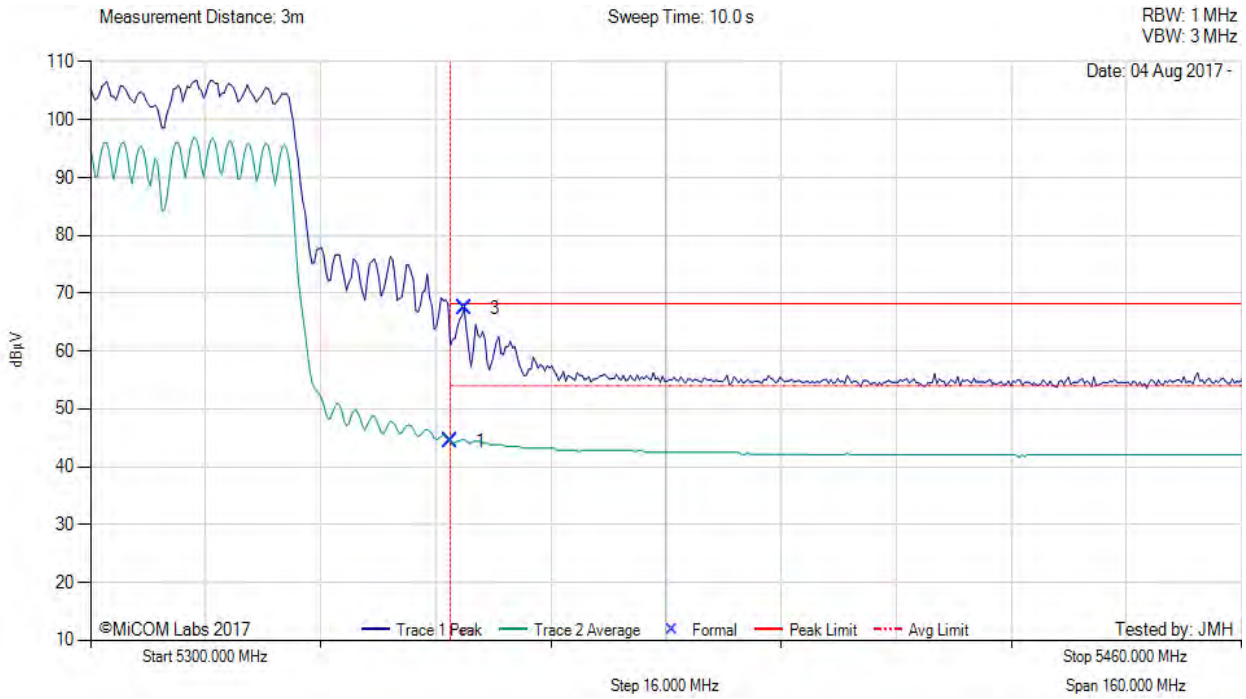

5300.00 - 5460.00 MHz												
Num	**Frequency MHz**	**Raw dBµV**	**Cable Loss dB**	**AF dB**	**Level dBµV/m**	**Measurement Type**	**Pol**	**Hgt cm**	**Azt Deg**	**Limit dBµV/m**	**Margin dB**	**Pass /Fail**
1	5350.00	6.21	3.70	34.51	44.42	Max Avg	Horizontal	169	359	54.0	-9.6	Pass
3	5351.92	29.12	3.71	34.51	67.34	Max Peak	Horizontal	169	359	68.2	-0.9	Pass
2	5350.00	--	--	--	--	RBE	--	--	--	--	--	--

Test Notes: EUT powered by AC/DC PS. Connected to laptop outside chamber via telnet software. Annotation: 5GL, 5GH Mode 2 Radio 1 CH62 nHT40 mode.

RBE – Restricted Band-Edge

back to matrix

RESTRICTED LOWER BAND-EDGE EMISSIONS

Variant: 802.11ac-80+80, Test Freq: 5210.00 + 5290.00 MHz, Antenna: Aruba AP-ANT-48, Power Setting: 12 d, Duty Cycle (%): 99

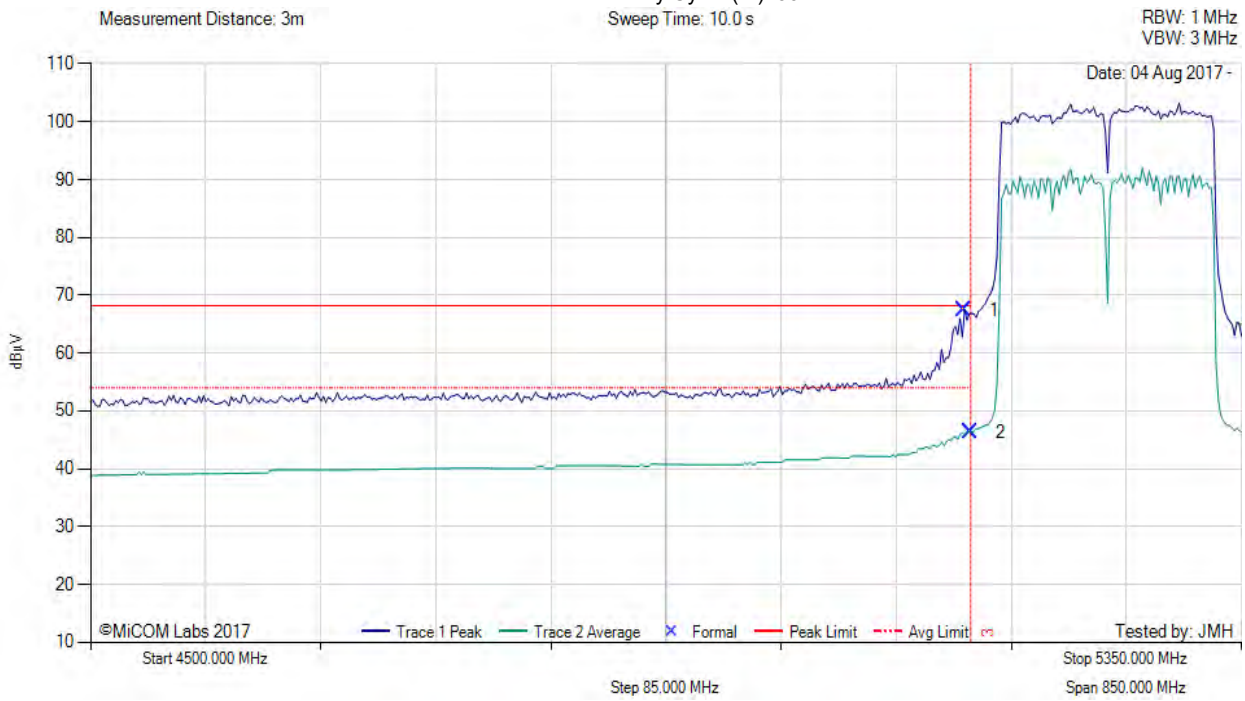

4500.00 - 5350.00 MHz												
Num	**Frequency MHz**	**Raw dBµV**	**Cable Loss dB**	**AF dB**	**Level dBµV/m**	**Measurement Type**	**Pol**	**Hgt cm**	**Azt Deg**	**Limit dBµV/m**	**Margin dB**	**Pass /Fail**
1	5145.29	29.68	3.69	34.11	67.48	Max Peak	Horizontal	169	359	68.2	-0.7	Pass
2	5150.00	8.53	3.67	34.11	46.31	Max Avg	Horizontal	169	359	54.0	-7.7	Pass
3	5150.00	--	--	--	--	RBE	--	--	--	--	--	--

Test Notes: EUT powered by AC/DC PS. Connected to laptop outside chamber via telnet software. Annotation: 5GL, 5GH Mode 2 Radio 1 CH42-58 ac 80 mode.

RBE – Restricted Band-Edge

back to matrix

RESTRICTED UPPER BAND-EDGE EMISSIONS

Variant: 802.11ac-80+80, Test Freq: 5210.00 + 5290.00 MHz, Antenna: Aruba AP-ANT-48, Power Setting: 12 d, Duty Cycle (%): 99

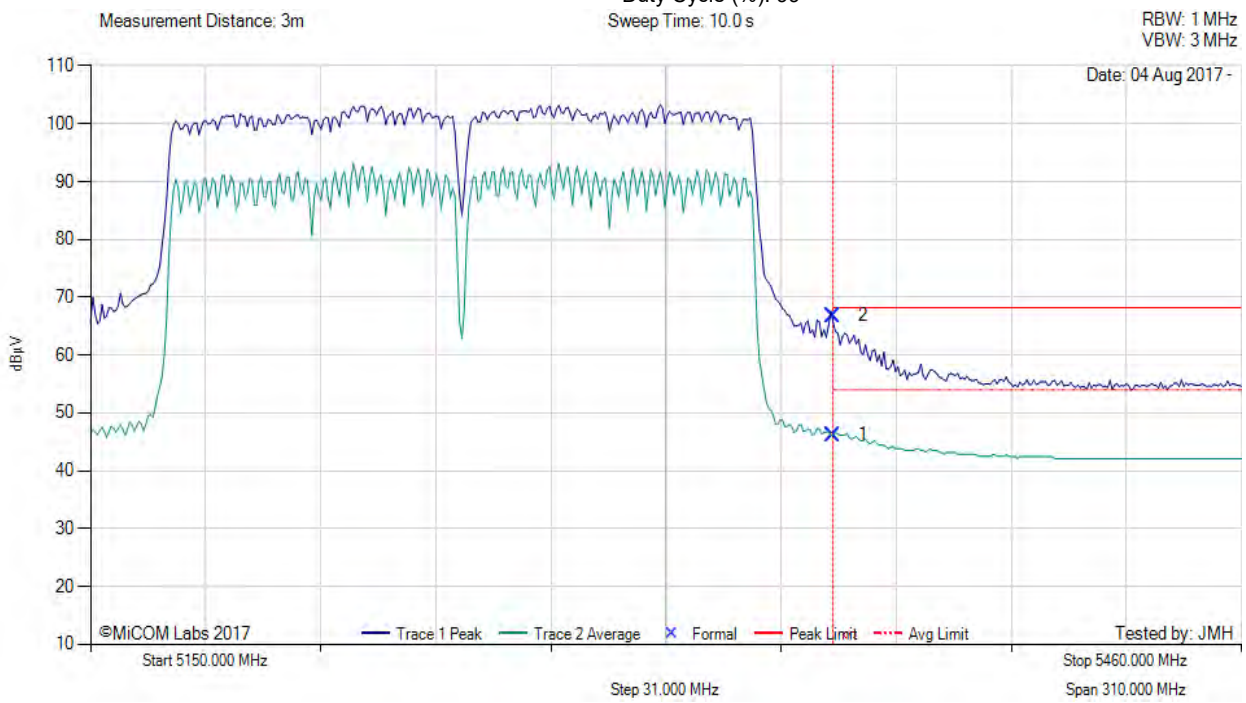

5150.00 - 5460.00 MHz												
Num	**Frequency MHz**	**Raw dBµV**	**Cable Loss dB**	**AF dB**	**Level dBµV/m**	**Measurement Type**	**Pol**	**Hgt cm**	**Azt Deg**	**Limit dBµV/m**	**Margin dB**	**Pass /Fail**
1	5350.00	7.98	3.70	34.51	46.19	Max Avg	Horizontal	169	359	54.0	-7.8	Pass
2	5350.00	28.56	3.70	34.51	66.78	Max Peak	Horizontal	169	359	68.2	-1.5	Pass
3	5350.00	--	--	--	--	RBE	--	--	--	--	--	--

Test Notes: EUT powered by AC/DC PS. Connected to laptop outside chamber via telnet software. Annotation: 5GL, 5GH Mode 2 Radio 1 CH42-58 ac 80 mode.

RBE – Restricted Band-Edge

back to matrix

Antenna: Metal Sheet

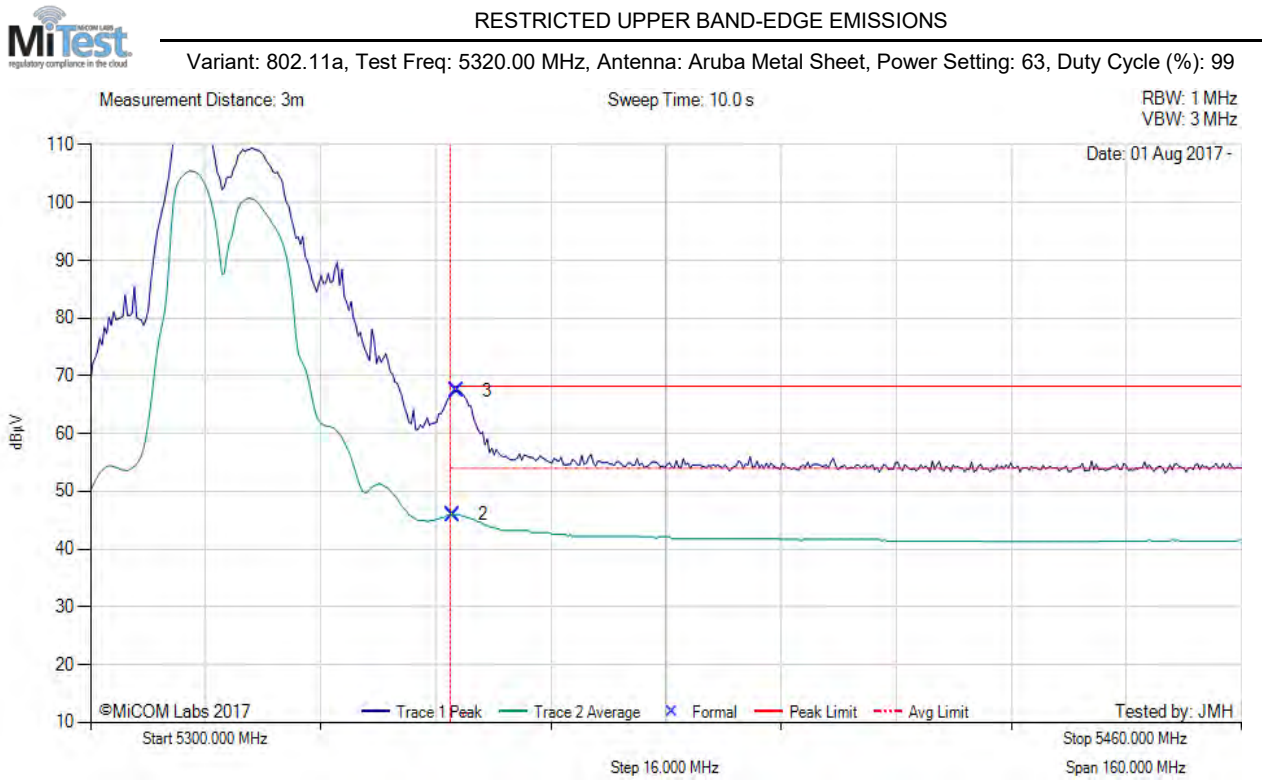

5300.00 - 5460.00 MHz												
Num	**Frequency MHz**	**Raw dBµV**	**Cable Loss dB**	**AF dB**	**Level dBµV/m**	**Measurement Type**	**Pol**	**Hgt cm**	**Azt Deg**	**Limit dBµV/m**	**Margin dB**	**Pass /Fail**
2	5350.34	7.75	3.70	34.51	45.96	Max Avg	Horizontal	101	309	54.0	-8.0	Pass
3	5350.96	29.12	3.71	34.51	67.34	Max Peak	Horizontal	101	309	68.2	-0.9	Pass
1	5350.00	--	--	--	--	RBE	--	--	--	--	--	--

Test Notes: EUT powered by AC/DC PS. Connected to laptop outside chamber via telnet software. Annotation: 5GL, 5GH Mode 2 Radio 1 CH64 a mode.

RBE – Restricted Band-Edge

back to matrix

RESTRICTED UPPER BAND-EDGE EMISSIONS

Variant: 802.11ac-80, Test Freq: 5290.00 MHz, Antenna: Aruba Metal Sheet, Power Setting: 57, Duty Cycle (%): 99

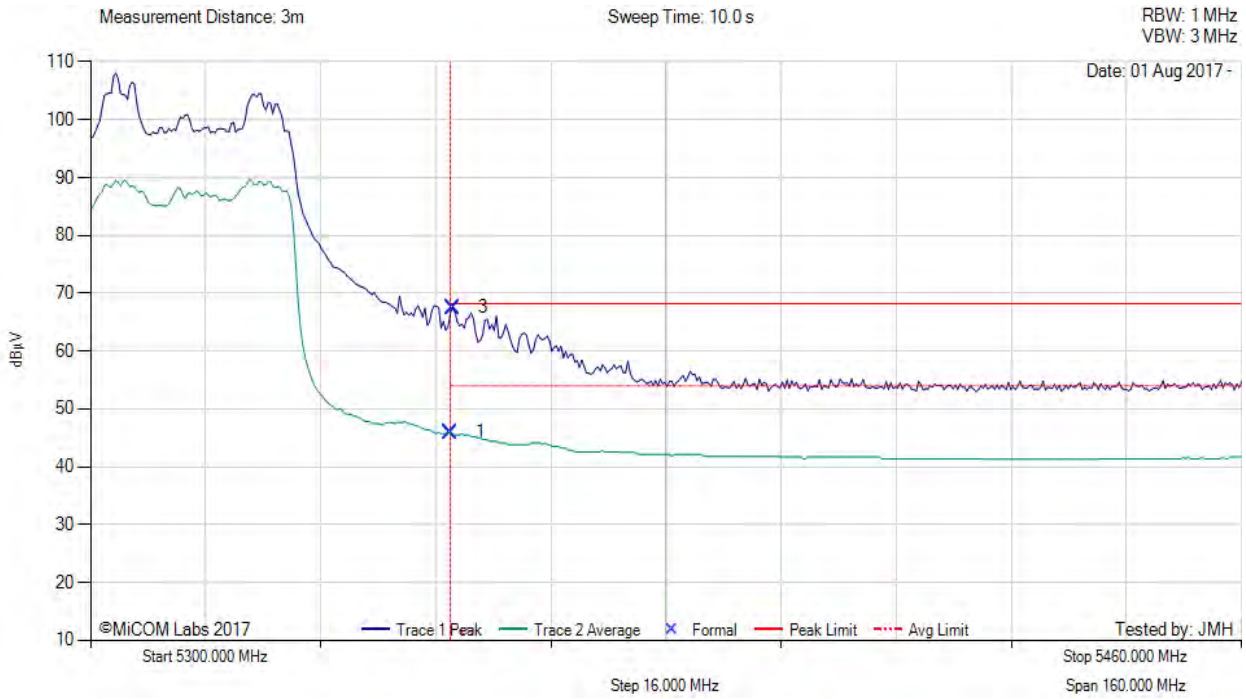

5300.00 - 5460.00 MHz												
Num	**Frequency MHz**	**Raw dBµV**	**Cable Loss dB**	**AF dB**	**Level dBµV/m**	**Measurement Type**	**Pol**	**Hgt cm**	**Azt Deg**	**Limit dBµV/m**	**Margin dB**	**Pass /Fail**
1	5350.00	7.75	3.70	34.51	45.96	Max Avg	Horizontal	101	309	54.0	-8.0	Pass
3	5350.32	29.31	3.70	34.51	67.52	Max Peak	Horizontal	101	309	68.2	-0.7	Pass
2	5350.00	--	--	--	--	RBE	--	--	--	--	--	--

Test Notes: EUT powered by AC/DC PS. Connected to laptop outside chamber via telnet software. Annotation: 5GL, 5GH Mode 2 Radio 1 CH58 ac 80 mode.

RBE – Restricted Band-Edge

back to matrix

RESTRICTED UPPER BAND-EDGE EMISSIONS

Variant: 802.11n HT-20, Test Freq: 5320.00 MHz, Antenna: Aruba Metal Sheet, Power Setting: 63, Duty Cycle (%): 99

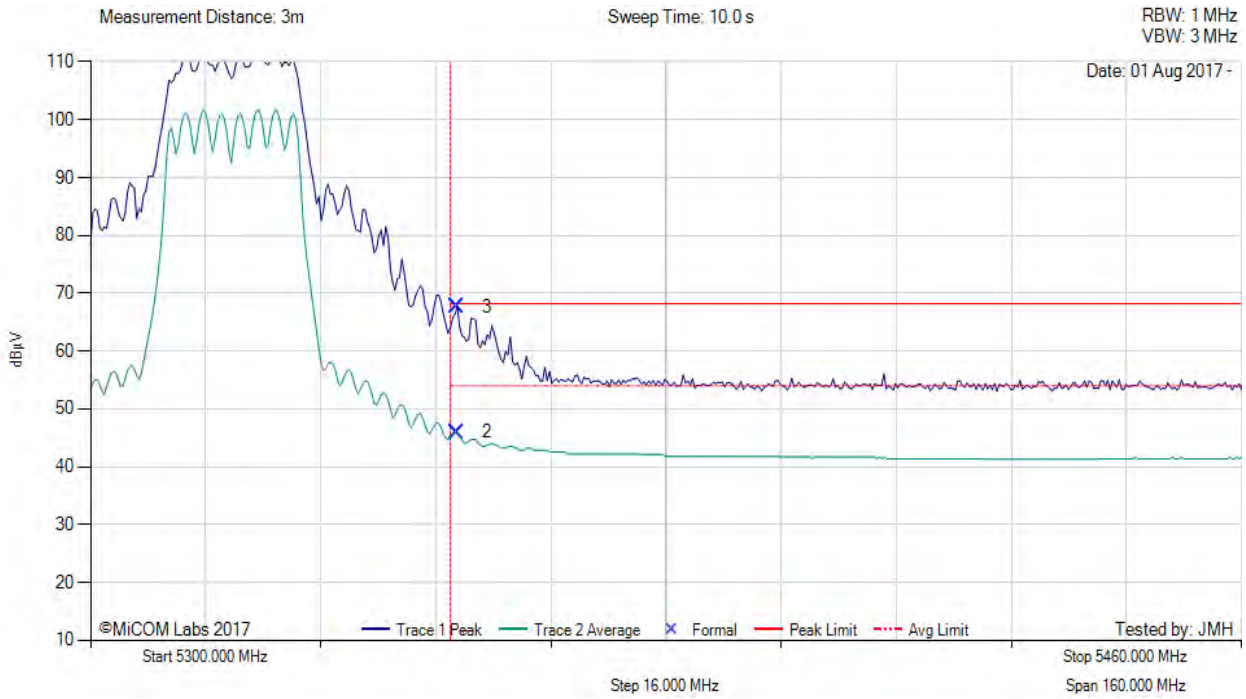

5300.00 - 5460.00 MHz												
Num	**Frequency MHz**	**Raw dBµV**	**Cable Loss dB**	**AF dB**	**Level dBµV/m**	**Measurement Type**	**Pol**	**Hgt cm**	**Azt Deg**	**Limit dBµV/m**	**Margin dB**	**Pass /Fail**
2	5350.96	7.74	3.71	34.51	45.96	Max Avg	Horizontal	101	309	54.0	-8.0	Pass
3	5350.96	29.44	3.71	34.51	67.66	Max Peak	Horizontal	101	309	68.2	-0.5	Pass
1	5350.00	--	--	--	--	RBE	--	--	--	--	--	--

Test Notes: EUT powered by AC/DC PS. Connected to laptop outside chamber via telnet software. Annotation: 5GL, 5GH Mode 2 Radio 1 CH64 nHT20 mode.

RBE – Restricted Band-Edge

back to matrix

RESTRICTED UPPER BAND-EDGE EMISSIONS

Variant: 802.11n HT-40, Test Freq: 5310.00 MHz, Antenna: Aruba Metal Sheet, Power Setting: 52, Duty Cycle (%): 99

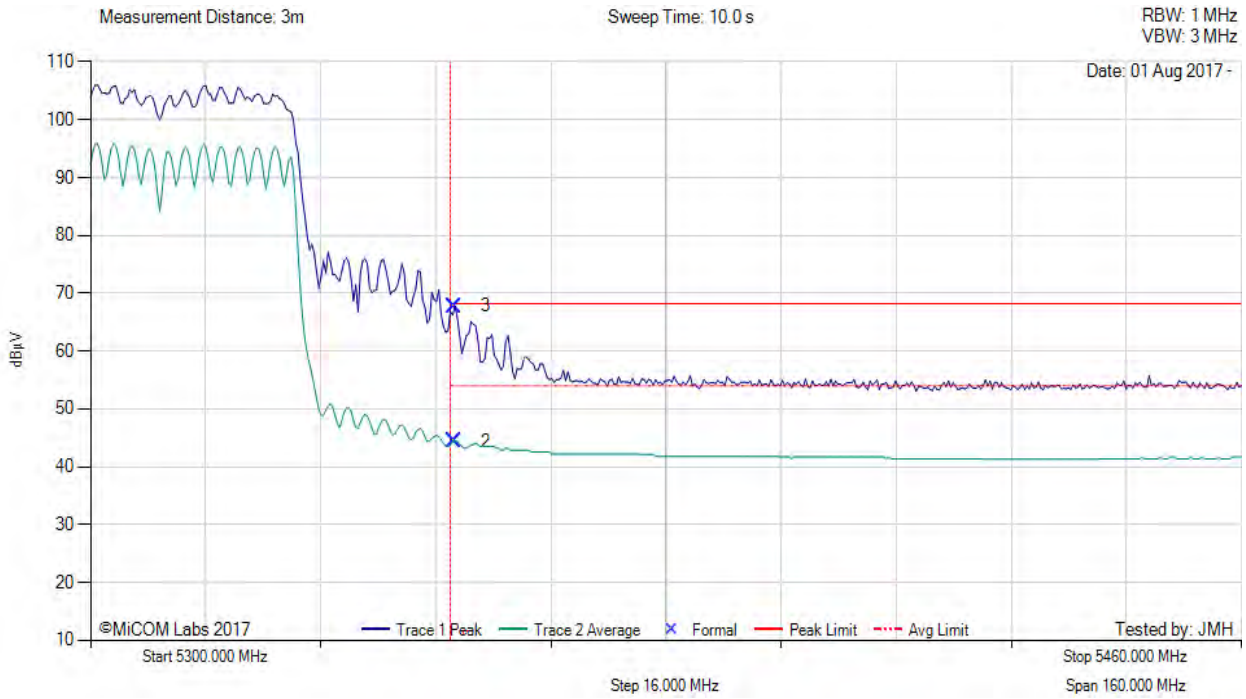

5300.00 - 5460.00 MHz												
Num	**Frequency MHz**	**Raw dBµV**	**Cable Loss dB**	**AF dB**	**Level dBµV/m**	**Measurement Type**	**Pol**	**Hgt cm**	**Azt Deg**	**Limit dBµV/m**	**Margin dB**	**Pass /Fail**
2	5350.64	6.20	3.71	34.51	44.42	Max Avg	Horizontal	101	309	54.0	-9.6	Pass
3	5350.64	29.52	3.71	34.51	67.74	Max Peak	Horizontal	101	309	68.2	-0.5	Pass
1	5350.00	--	--	--	--	RBE	--	--	--	--	--	--

Test Notes: EUT powered by AC/DC PS. Connected to laptop outside chamber via telnet software. Annotation: 5GL, 5GH Mode 2 Radio 1 CH62 nHT40 mode.

RBE – Restricted Band-Edge

back to matrix

RESTRICTED LOWER BAND-EDGE EMISSIONS

Variant: 802.11ac-80+80, Test Freq: 5210.00 + 5290.00 MHz, Antenna: Aruba Metal Sheet, Power Setting: 13 d, Duty Cycle (%): 99

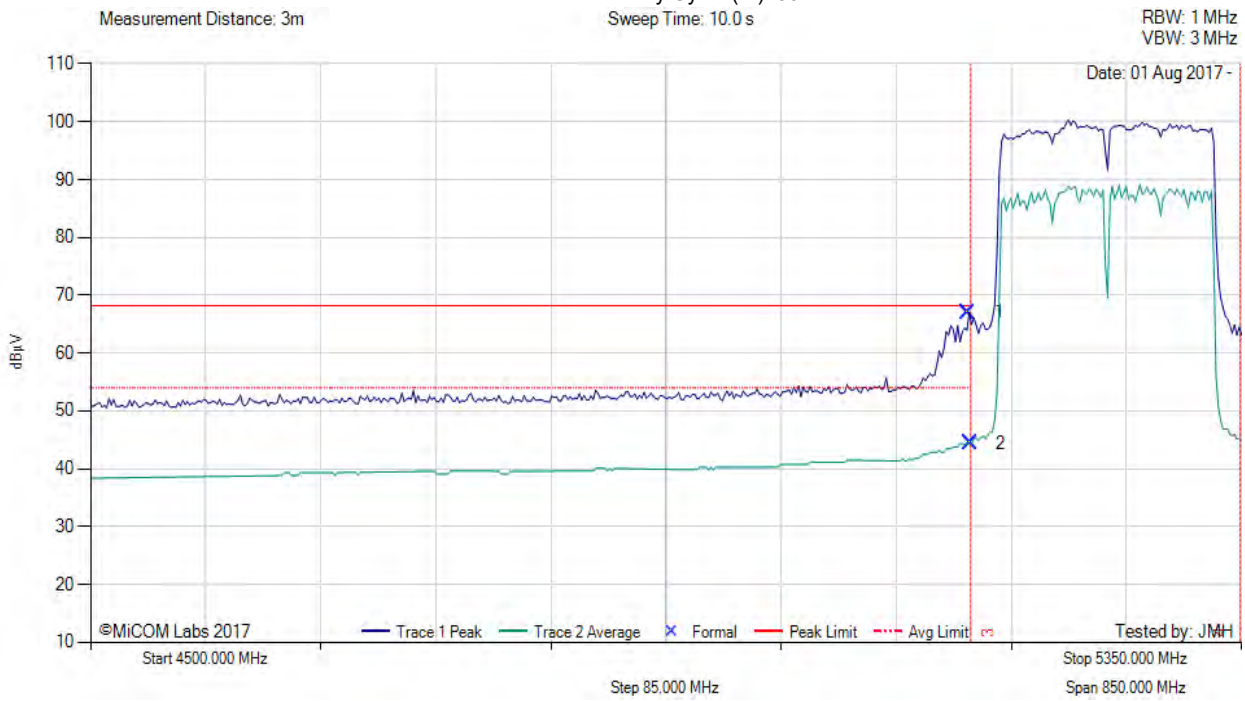

4500.00 - 5350.00 MHz												
Num	**Frequency MHz**	**Raw dBµV**	**Cable Loss dB**	**AF dB**	**Level dBµV/m**	**Measurement Type**	**Pol**	**Hgt cm**	**Azt Deg**	**Limit dBµV/m**	**Margin dB**	**Pass /Fail**
1	5148.30	29.22	3.68	34.11	67.01	Max Peak	Horizontal	101	309	68.2	-1.2	Pass
2	5150.00	6.59	3.67	34.11	44.37	Max Avg	Horizontal	101	309	54.0	-9.6	Pass
3	5150.00	--	--	--	--	RBE	--	--	--	--	--	--

Test Notes: EUT powered by AC/DC PS. Connected to laptop outside chamber via telnet software. Annotation: 5GL, 5GH Mode 2 Radio 1 CH42-58 ac 80+80 mode.

RBE – Restricted Band-Edge

back to matrix

RESTRICTED UPPER BAND-EDGE EMISSIONS

Variant: 802.11ac-80+80, Test Freq: 5210.00 + 5290.00 MHz, Antenna: Aruba Metal Sheet, Power Setting: 13 d, Duty Cycle (%): 99

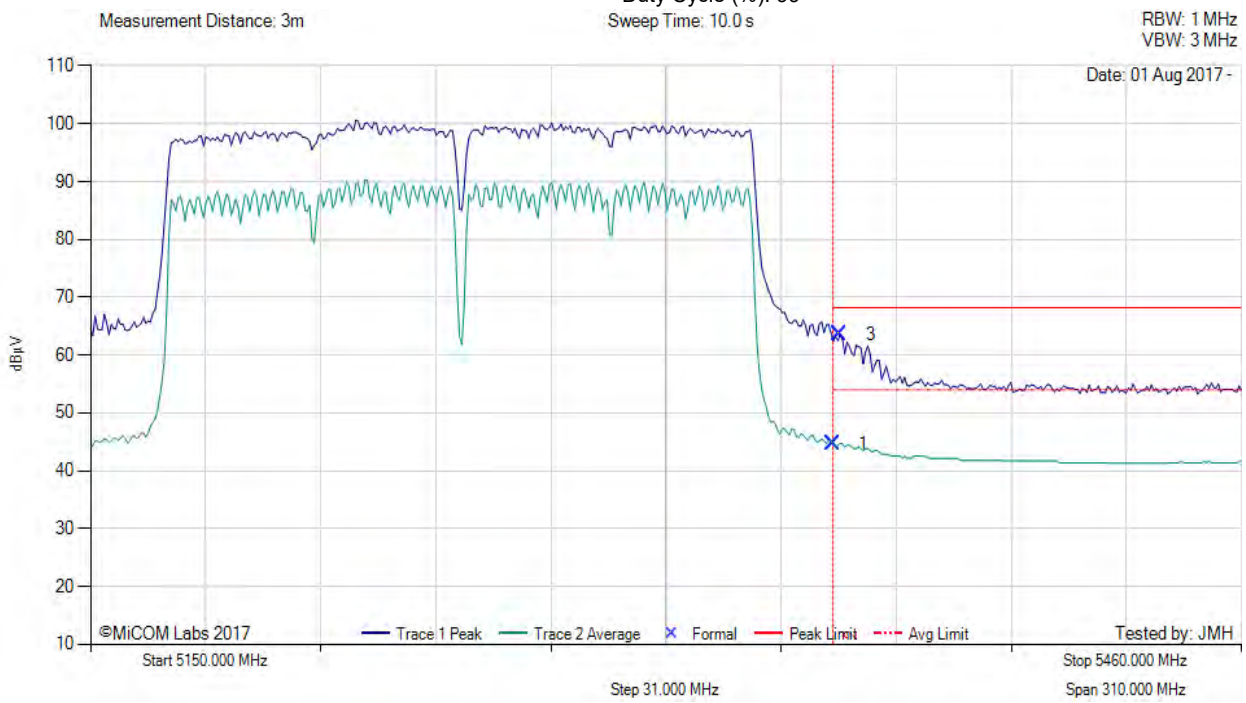

5150.00 - 5460.00 MHz												
Num	**Frequency MHz**	**Raw dBµV**	**Cable Loss dB**	**AF dB**	**Level dBµV/m**	**Measurement Type**	**Pol**	**Hgt cm**	**Azt Deg**	**Limit dBµV/m**	**Margin dB**	**Pass /Fail**
1	5350.00	6.49	3.70	34.51	44.70	Max Avg	Horizontal	101	309	54.0	-9.3	Pass
3	5351.86	25.35	3.71	34.51	63.57	Max Peak	Horizontal	101	309	68.2	-4.6	Pass
2	5350.00	--	--	--	--	RBE	--	--	--	--	--	--

Test Notes: EUT powered by AC/DC PS. Connected to laptop outside chamber via telnet software. Annotation: 5GL, 5GH Mode 2 Radio 1 CH42-58 ac 80+80 mode.

RBE – Restricted Band-Edge

back to matrix

575 Boulder Court
Pleasanton, California 94566, USA
Tel: +1 (925) 462 0304
Fax: +1 (925) 462 0306
www.micomlabs.com