Site: SIP-AC3	Test Date: 2022-12-21
Limit: FCC_5G_RE(3m)	Engineer: Mero Zhou
Probe: HF907_102861_1-18GHz	Polarity: Horizontal
EUT: ACCESS POINT	Power: By PoE
Test Mode: Transmit by 802.11ac-VHT80 at 5290MHz	

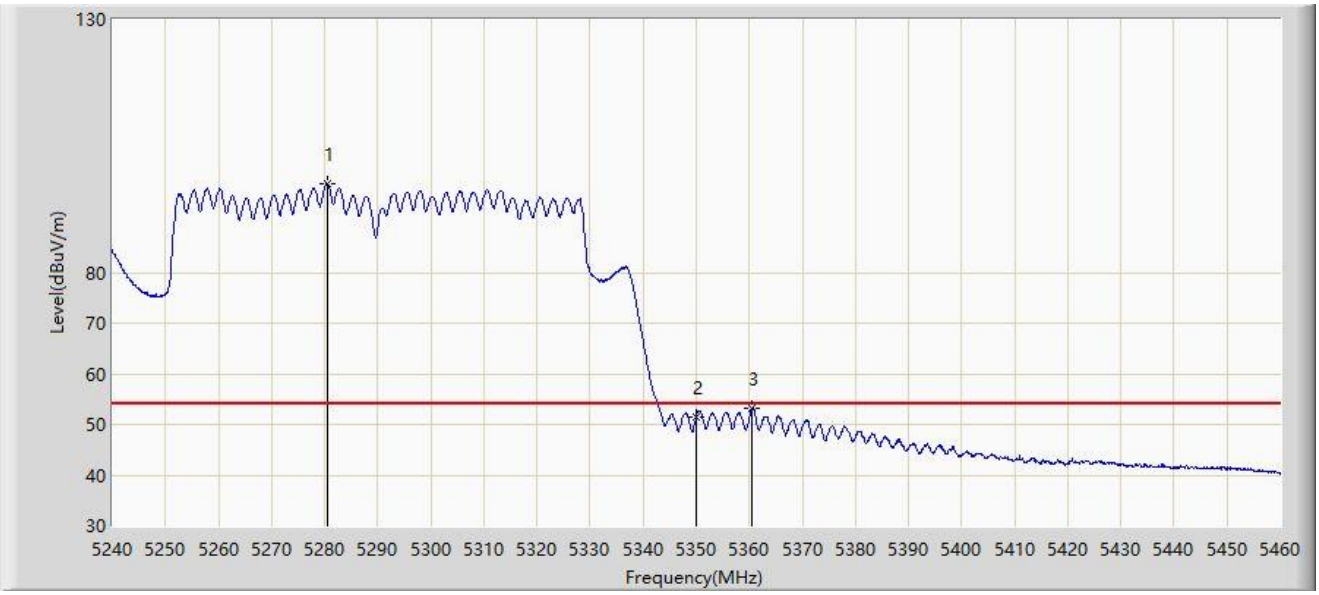

No	Mark	Frequency (MHz)	Measure Level (dBµV/m)	Reading Level (dBµV)	Margin (dB)	Limit (dBµV/m)	Factor (dB/m)	Type
1		5280.480	97.647	52.842	N/A	N/A	44.805	AV
2		5350.000	51.416	52.866	-2.584	54.000	-1.451	AV
3	*	5360.450	53.202	57.379	-0.798	54.000	-4.177	AV

Note 1: " * ", means this data is the worst emission level.

Note 2: Measure Level (dBµV/m) = Reading Level (dBµV) + Factor (dB/m).

Note 3: Factor (dB/m) = Cable Loss (dB) + Antenna Factor (dB/m) - Pre_Amplifier Gain (dB).

Site: SIP-AC3	Test Date: 2022-12-21
Limit: FCC_5G_RE(3m)	Engineer: Mero Zhou
Probe: HF907_102861_1-18GHz	Polarity: Vertical
EUT: ACCESS POINT	Power: By PoE
Test Mode: Transmit by 802.11ac-VHT80 at 5290MHz	

No	Mark	Frequency (MHz)	Measure Level (dBμV/m)	Reading Level (dBμV)	Margin (dB)	Limit (dBμV/m)	Factor (dB/m)	Type
1		5259.690	101.593	55.515	N/A	N/A	46.079	PK
2		5350.000	61.819	63.269	-12.181	74.000	-1.451	PK
3	*	5355.170	62.059	65.315	-11.941	74.000	-3.257	PK

Note 1: " * ", means this data is the worst emission level.

Note 2: Measure Level (dBμV/m) = Reading Level (dBμV) + Factor (dB/m).

Note 3: Factor (dB/m) = Cable Loss (dB) + Antenna Factor (dB/m) - Pre_Amplifier Gain (dB).

Site: SIP-AC3	Test Date: 2022-12-21
Limit: FCC_5G_RE(3m)	Engineer: Mero Zhou
Probe: HF907_102861_1-18GHz	Polarity: Vertical
EUT: ACCESS POINT	Power: By PoE
Test Mode: Transmit by 802.11ac-VHT80 at 5290MHz	

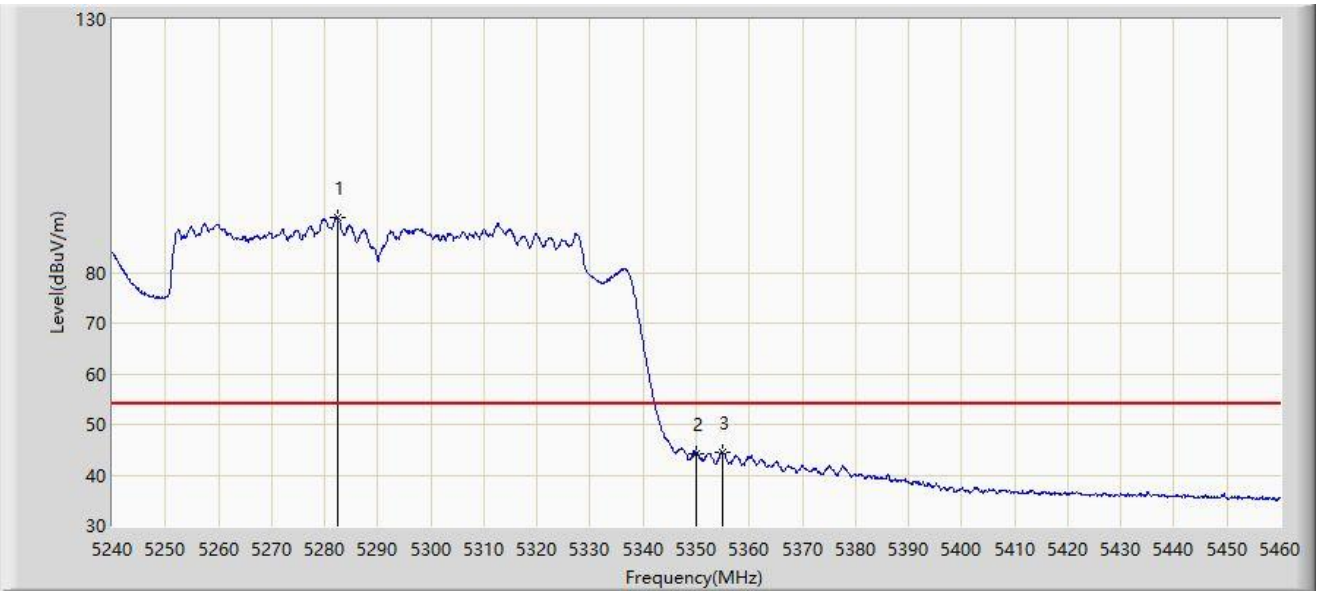

No	Mark	Frequency (MHz)	Measure Level (dBμV/m)	Reading Level (dBμV)	Margin (dB)	Limit (dBμV/m)	Factor (dB/m)	Type
1		5282.350	90.868	44.718	N/A	N/A	46.151	AV
2		5350.000	44.096	45.546	-9.904	54.000	-1.451	AV
3	*	5354.840	44.612	47.798	-9.388	54.000	-3.186	AV

Note 1: " * ", means this data is the worst emission level.

Note 2: Measure Level (dBμV/m) = Reading Level (dBμV) + Factor (dB/m).

Note 3: Factor (dB/m) = Cable Loss (dB) + Antenna Factor (dB/m) - Pre_Amplifier Gain (dB).

Site: SIP-AC3	Test Date: 2022-12-21
Limit: FCC_5G_RE(3m)	Engineer: Mero Zhou
Probe: HF907_102861_1-18GHz	Polarity: Horizontal
EUT: ACCESS POINT	Power: By PoE
Test Mode: Transmit by 802.11ac-VHT80 at 5530MHz	

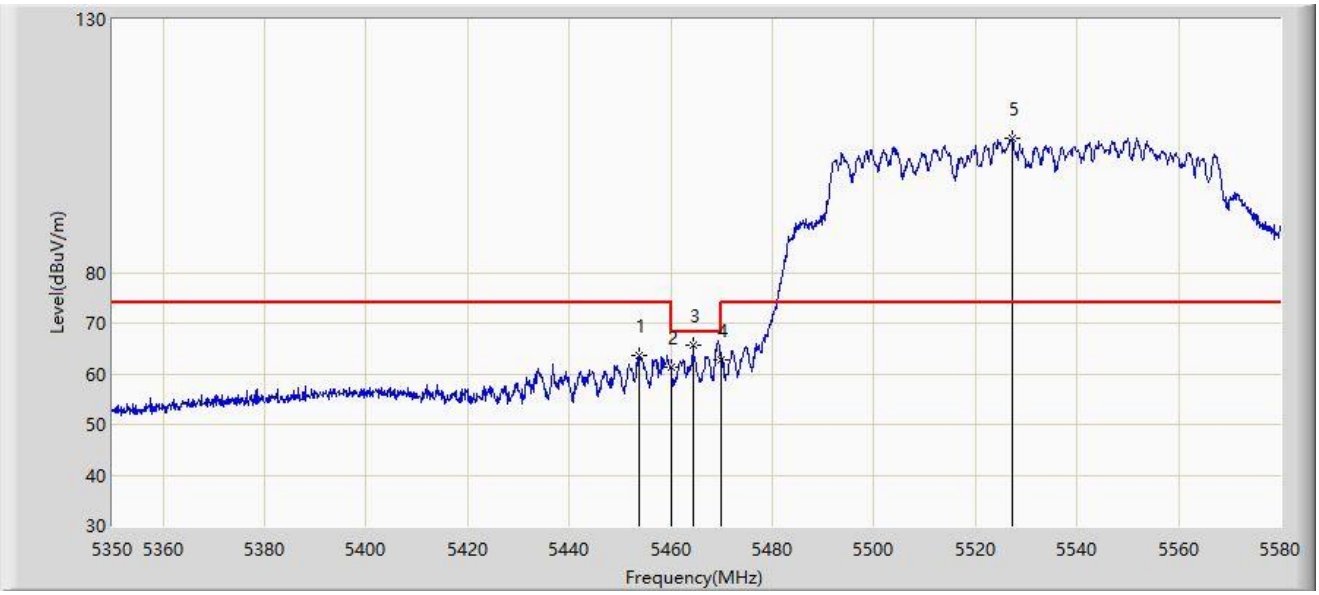

No	Mark	Frequency (MHz)	Measure Level (dBµV/m)	Reading Level (dBµV)	Margin (dB)	Limit (dBµV/m)	Factor (dB/m)	Type
1		5453.730	63.680	67.771	-10.320	74.000	-4.091	PK
2		5460.000	61.175	64.850	-7.025	68.200	-3.675	PK
3	*	5464.310	65.530	68.822	-2.670	68.200	-3.291	PK
4		5470.000	62.814	64.746	-5.386	68.200	-1.932	PK
5		5527.330	106.510	63.487	N/A	N/A	43.023	PK

Note 1: " * ", means this data is the worst emission level.

Note 2: Measure Level (dBµV/m) = Reading Level (dBµV) + Factor (dB/m).

Note 3: Factor (dB/m) = Cable Loss (dB) + Antenna Factor (dB/m) - Pre_Amplifier Gain (dB).

Site: SIP-AC3	Test Date: 2022-12-21
Limit: FCC_5G_RE(3m)	Engineer: Mero Zhou
Probe: HF907_102861_1-18GHz	Polarity: Horizontal
EUT: ACCESS POINT	Power: By PoE
Test Mode: Transmit by 802.11ac-VHT80 at 5530MHz	

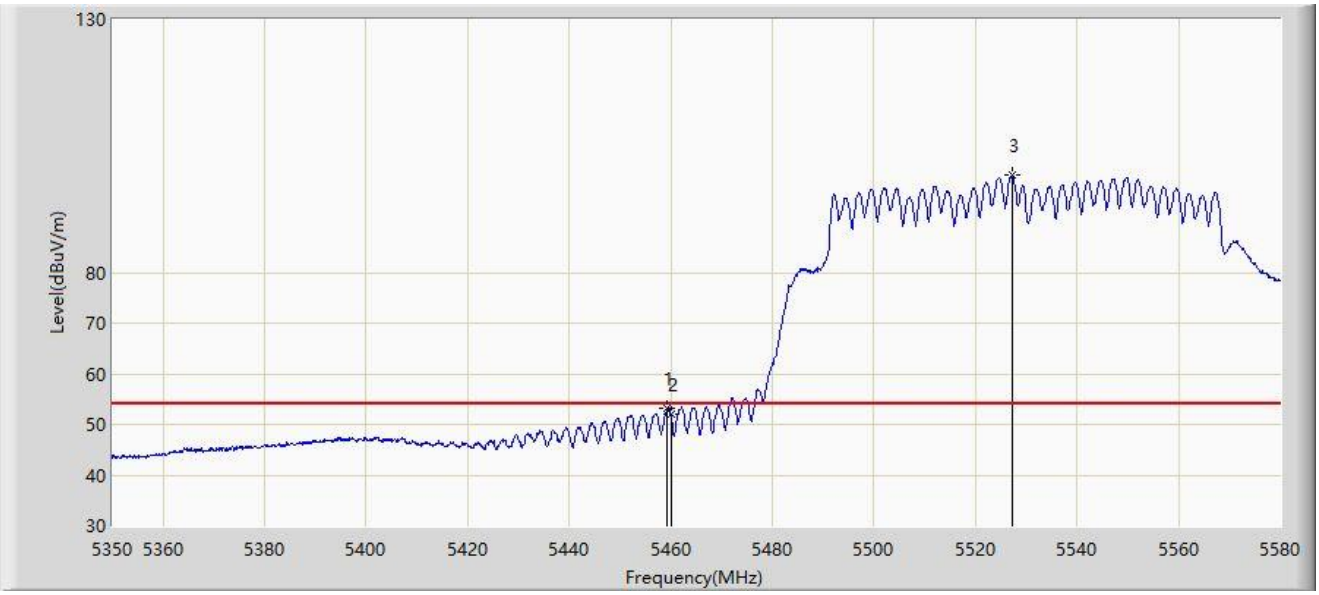

No	Mark	Frequency (MHz)	Measure Level (dBµV/m)	Reading Level (dBµV)	Margin (dB)	Limit (dBµV/m)	Factor (dB/m)	Type
1	*	5459.365	53.320	57.077	-0.680	54.000	-3.757	AV
2		5460.000	52.077	55.752	-1.923	54.000	-3.675	AV
3		5527.215	99.171	56.380	N/A	N/A	42.791	AV

Note 1: " * ", means this data is the worst emission level.

Note 2: Measure Level (dBµV/m) = Reading Level (dBµV) + Factor (dB/m).

Note 3: Factor (dB/m) = Cable Loss (dB) + Antenna Factor (dB/m) - Pre_Amplifier Gain (dB).

Site: SIP-AC3	Test Date: 2022-12-21
Limit: FCC_5G_RE(3m)	Engineer: Mero Zhou
Probe: HF907_102861_1-18GHz	Polarity: Vertical
EUT: ACCESS POINT	Power: By PoE
Test Mode: Transmit by 802.11ac-VHT80 at 5530MHz	

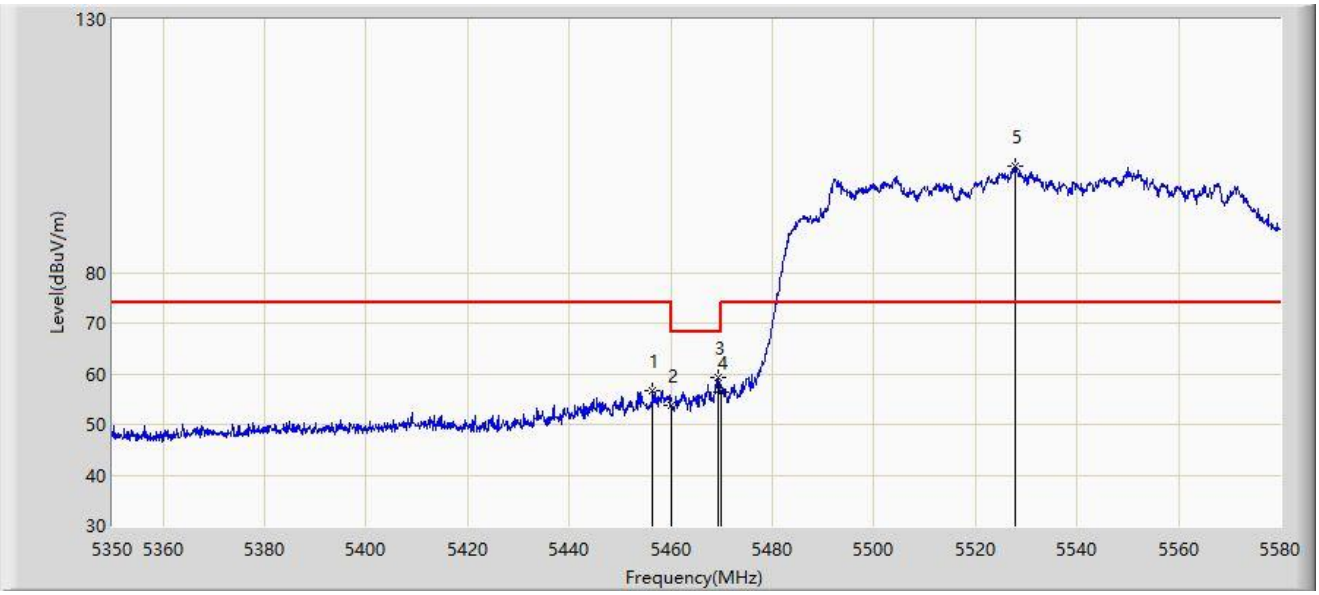

No	Mark	Frequency (MHz)	Measure Level (dBµV/m)	Reading Level (dBµV)	Margin (dB)	Limit (dBµV/m)	Factor (dB/m)	Type
1		5456.490	56.617	60.599	-17.383	74.000	-3.982	PK
2		5460.000	53.671	57.346	-14.529	68.200	-3.675	PK
3	*	5469.370	59.385	61.503	-8.815	68.200	-2.118	PK
4		5470.000	56.441	58.373	-11.759	68.200	-1.932	PK
5		5527.790	100.875	56.898	N/A	N/A	43.977	PK

Note 1: " * ", means this data is the worst emission level.

Note 2: Measure Level (dBµV/m) = Reading Level (dBµV) + Factor (dB/m).

Note 3: Factor (dB/m) = Cable Loss (dB) + Antenna Factor (dB/m) - Pre_Amplifier Gain (dB).

Site: SIP-AC3	Test Date: 2022-12-21
Limit: FCC_5G_RE(3m)	Engineer: Mero Zhou
Probe: HF907_102861_1-18GHz	Polarity: Vertical
EUT: ACCESS POINT	Power: By PoE
Test Mode: Transmit by 802.11ac-VHT80 at 5530MHz	

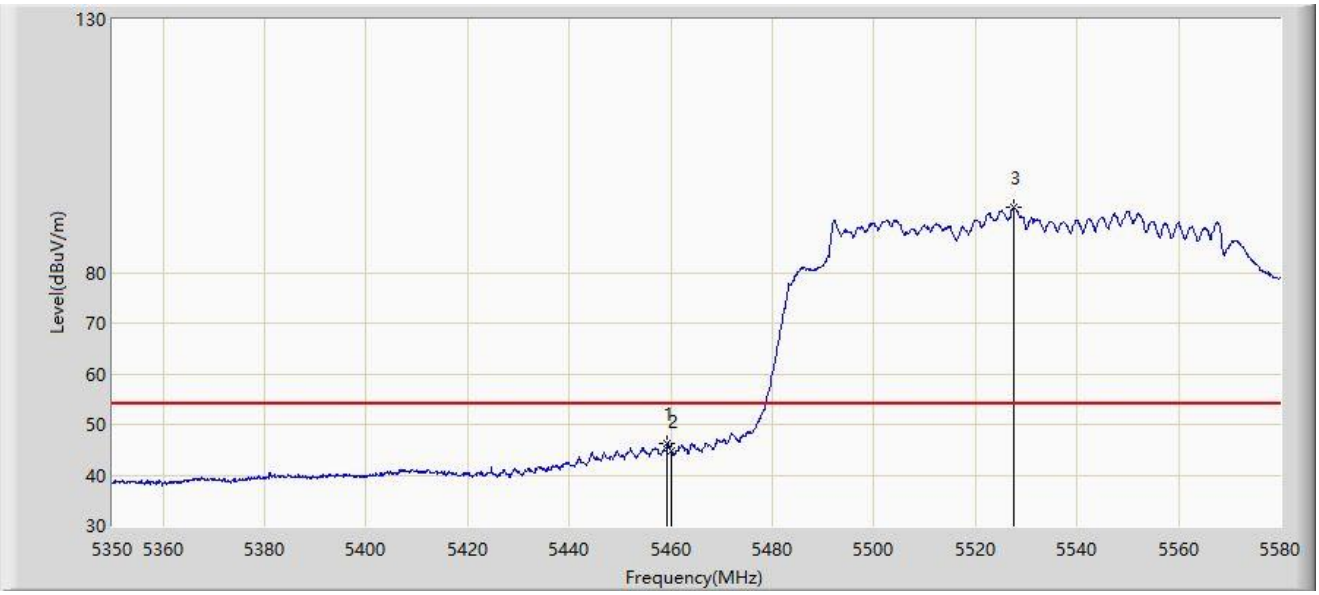

No	Mark	Frequency (MHz)	Measure Level (dBµV/m)	Reading Level (dBµV)	Margin (dB)	Limit (dBµV/m)	Factor (dB/m)	Type
1	*	5459.365	46.325	50.082	-7.675	54.000	-3.757	AV
2		5460.000	44.871	48.546	-9.129	54.000	-3.675	AV
3		5527.675	92.757	49.028	N/A	N/A	43.729	AV

Note 1: " * ", means this data is the worst emission level.

Note 2: Measure Level (dBµV/m) = Reading Level (dBµV) + Factor (dB/m).

Note 3: Factor (dB/m) = Cable Loss (dB) + Antenna Factor (dB/m) - Pre_Amplifier Gain (dB).

Site: SIP-AC3	Test Date: 2022-12-21
Limit: FCC_5G_RE(3m)	Engineer: Mero Zhou
Probe: HF907_102861_1-18GHz	Polarity: Horizontal
EUT: ACCESS POINT	Power: By PoE
Test Mode: Transmit by 802.11ac-VHT80 at 5610MHz	

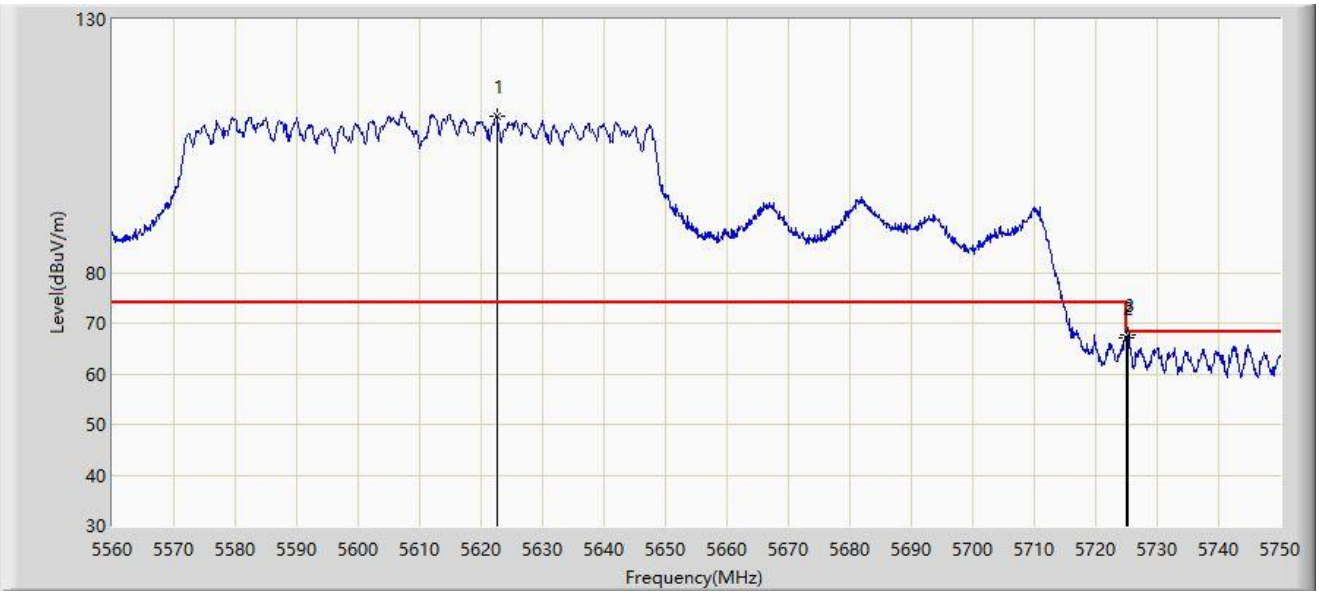

No	Mark	Frequency (MHz)	Measure Level (dBμV/m)	Reading Level (dBμV)	Margin (dB)	Limit (dBμV/m)	Factor (dB/m)	Type
1		5622.510	110.900	72.599	N/A	N/A	38.301	PK
2		5725.000	67.215	68.810	-0.985	68.200	-1.596	PK
3	*	5725.205	67.631	69.341	-0.569	68.200	-1.711	PK

Note 1: " * ", means this data is the worst emission level.

Note 2: Measure Level (dBμV/m) = Reading Level (dBμV) + Factor (dB/m).

Note 3: Factor (dB/m) = Cable Loss (dB) + Antenna Factor (dB/m) - Pre_Amplifier Gain (dB).

Site: SIP-AC3	Test Date: 2022-12-21
Limit: FCC_5G_RE(3m)	Engineer: Mero Zhou
Probe: HF907_102861_1-18GHz	Polarity: Vertical
EUT: ACCESS POINT	Power: By PoE
Test Mode: Transmit by 802.11ac-VHT80 at 5610MHz	

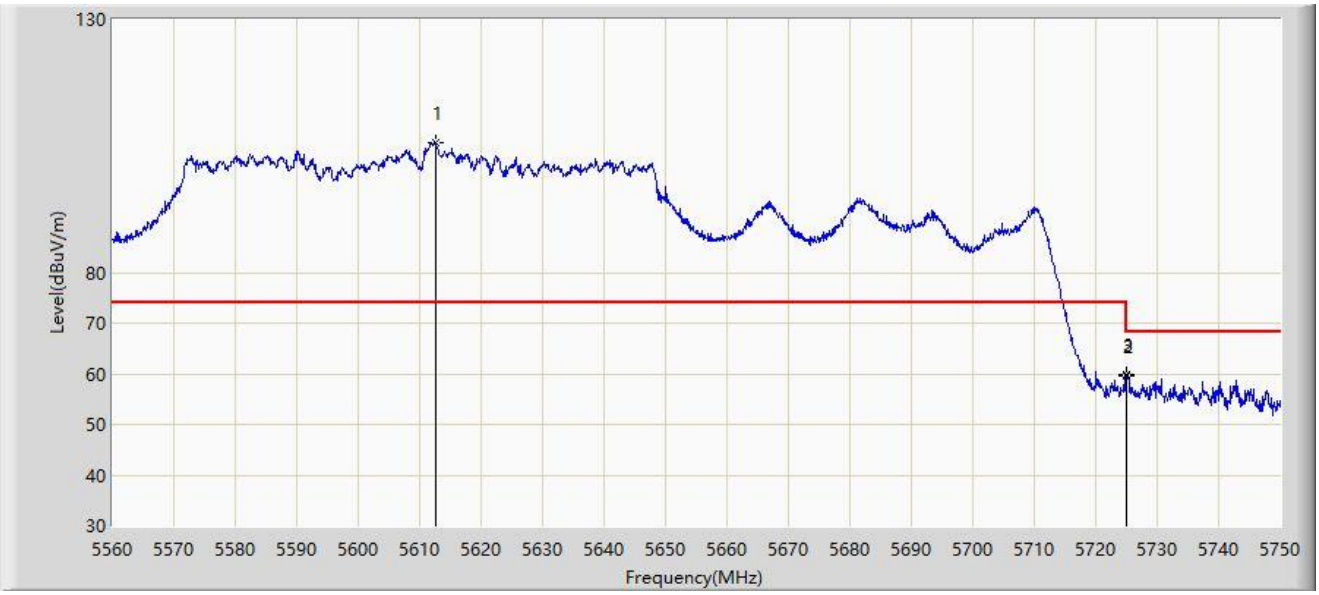

No	Mark	Frequency (MHz)	Measure Level (dBμV/m)	Reading Level (dBμV)	Margin (dB)	Limit (dBμV/m)	Factor (dB/m)	Type
1		5612.535	105.592	57.637	N/A	N/A	47.955	PK
2		5725.000	59.432	61.027	-8.768	68.200	-1.596	PK
3	*	5725.110	59.972	61.629	-8.228	68.200	-1.657	PK

Note 1: " * ", means this data is the worst emission level.

Note 2: Measure Level (dBμV/m) = Reading Level (dBμV) + Factor (dB/m).

Note 3: Factor (dB/m) = Cable Loss (dB) + Antenna Factor (dB/m) - Pre_Amplifier Gain (dB).

Site: SIP-AC3	Test Date: 2022-12-22
Limit: FCC_5.8G_RE(3m)	Engineer: Mero Zhou
Probe: HF907_102861_1-18GHz	Polarity: Horizontal
EUT: ACCESS POINT	Power: By PoE
Test Mode: Transmit by 802.11ac-VHT80 at 5775MHz	

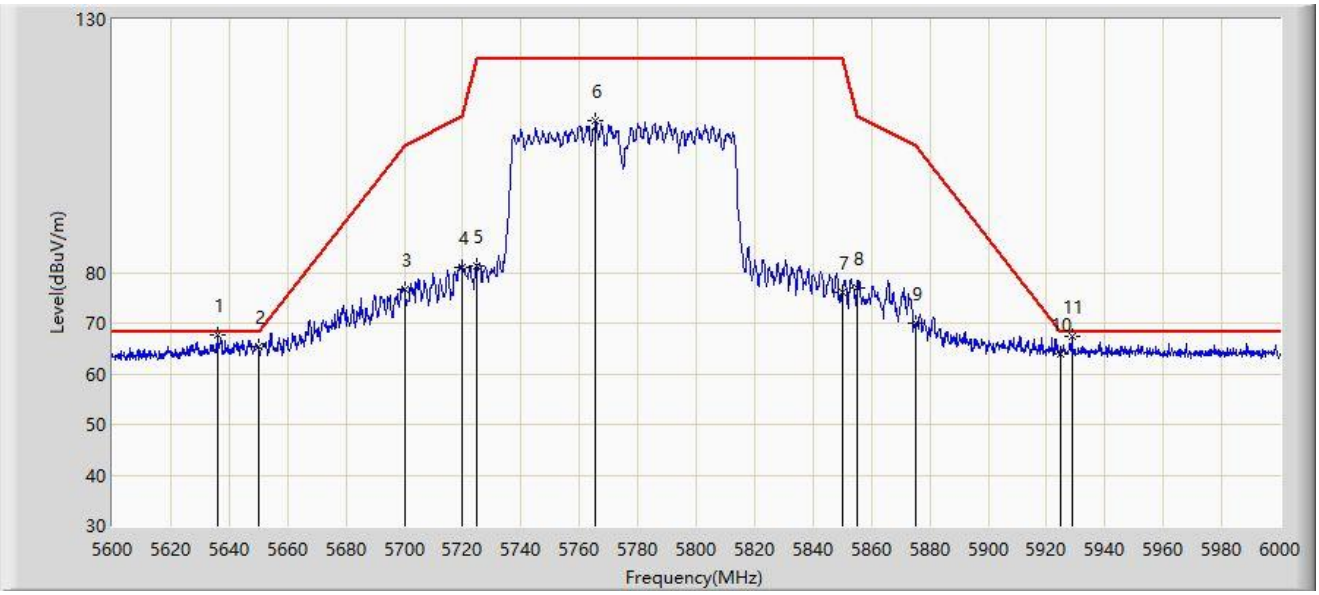

No	Mark	Frequency (MHz)	Measure Level (dBµV/m)	Reading Level (dBµV)	Margin (dB)	Limit (dBµV/m)	Factor (dB/m)	Type
1	*	5636.000	67.548	75.645	-0.652	68.200	-8.098	PK
2		5650.000	65.266	73.371	-2.934	68.200	-8.105	PK
3		5700.000	76.581	84.476	-28.619	105.200	-7.895	PK
4		5720.000	80.879	88.874	-29.921	110.800	-7.996	PK
5		5725.000	81.289	89.270	-40.911	122.200	-7.982	PK
6		5765.600	110.037	118.115	N/A	N/A	-8.078	PK
7		5850.000	76.127	84.014	-46.073	122.200	-7.887	PK
8		5855.000	77.004	84.902	-33.796	110.800	-7.898	PK
9		5875.000	69.982	77.893	-35.218	105.200	-7.911	PK
10		5925.000	63.972	72.009	-4.228	68.200	-8.038	PK
11		5928.800	67.337	75.435	-0.863	68.200	-8.097	PK

Note 1: " * ", means this data is the worst emission level.

Note 2: Measure Level (dBµV/m) = Reading Level (dBµV) + Factor (dB/m).

Note 3: Factor (dB/m) = Cable Loss (dB) + Antenna Factor (dB/m) - Pre_Amplifier Gain (dB).

Site: SIP-AC3	Test Date: 2022-12-22
Limit: FCC_5.8G_RE(3m)	Engineer: Mero Zhou
Probe: HF907_102861_1-18GHz	Polarity: Vertical
EUT: ACCESS POINT	Power: By PoE
Test Mode: Transmit by 802.11ac-VHT80 at 5775MHz	

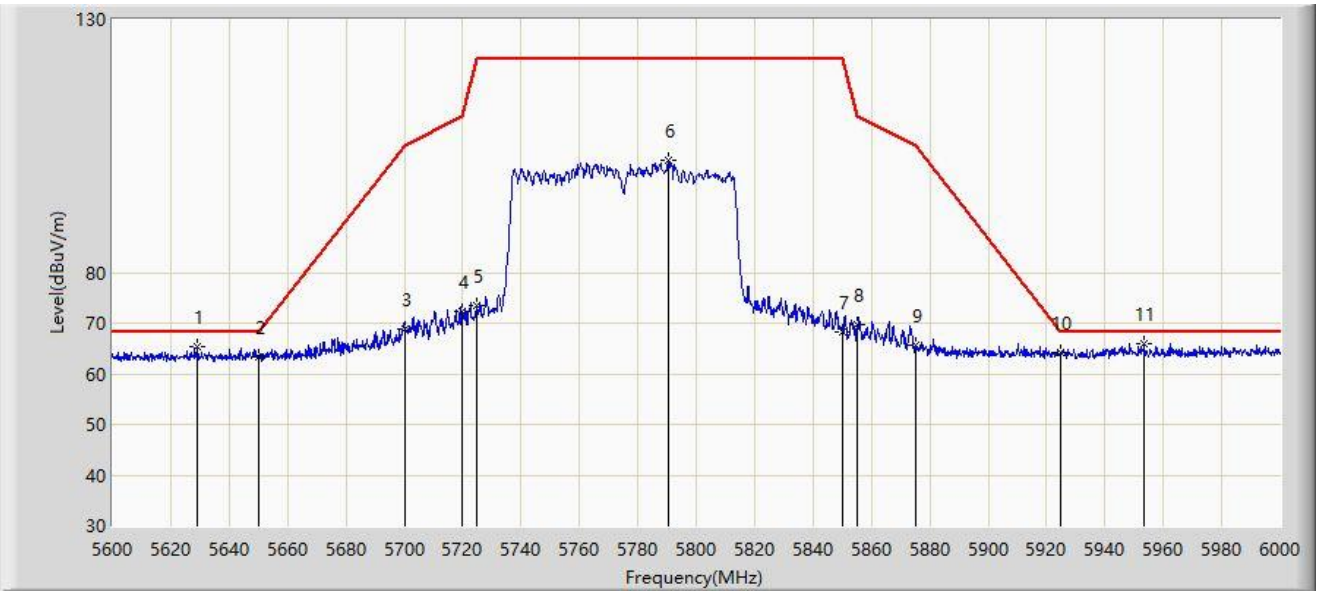

No	Mark	Frequency (MHz)	Measure Level (dBμV/m)	Reading Level (dBμV)	Margin (dB)	Limit (dBμV/m)	Factor (dB/m)	Type
1		5629.000	65.385	73.456	-2.815	68.200	-8.070	PK
2		5650.000	63.351	71.456	-4.849	68.200	-8.105	PK
3		5700.000	68.706	76.601	-36.494	105.200	-7.895	PK
4		5720.000	72.283	80.278	-38.517	110.800	-7.996	PK
5		5725.000	73.540	81.521	-48.660	122.200	-7.982	PK
6		5790.600	102.056	109.881	N/A	N/A	-7.825	PK
7		5850.000	68.265	76.152	-53.935	122.200	-7.887	PK
8		5855.000	69.669	77.567	-41.131	110.800	-7.898	PK
9		5875.000	65.546	73.457	-39.654	105.200	-7.911	PK
10		5925.000	64.090	72.127	-4.110	68.200	-8.038	PK
11	*	5953.600	66.026	73.808	-2.174	68.200	-7.782	PK

Note 1: " * ", means this data is the worst emission level.

Note 2: Measure Level (dBμV/m) = Reading Level (dBμV) + Factor (dB/m).

Note 3: Factor (dB/m) = Cable Loss (dB) + Antenna Factor (dB/m) - Pre_Amplifier Gain (dB).

Site: SIP-AC3	Test Date: 2022-12-21
Limit: FCC_5G_RE(3m)	Engineer: Mero Zhou
Probe: HF907_102861_1-18GHz	Polarity: Horizontal
EUT: ACCESS POINT	Power: By PoE
Test Mode: Transmit by 802.11ax-HE20 at 5180MHz	

No	Mark	Frequency (MHz)	Measure Level (dBμV/m)	Reading Level (dBμV)	Margin (dB)	Limit (dBμV/m)	Factor (dB/m)	Type
1	*	5150.000	73.385	76.410	-0.615	74.000	-3.026	PK
2		5185.330	116.935	81.791	N/A	N/A	35.144	PK

Note 1: " * ", means this data is the worst emission level.

Note 2: Measure Level (dBμV/m) = Reading Level (dBμV) + Factor (dB/m).

Note 3: Factor (dB/m) = Cable Loss (dB) + Antenna Factor (dB/m) - Pre_Amplifier Gain (dB).

Site: SIP-AC3	Test Date: 2022-12-21
Limit: FCC_5G_RE(3m)	Engineer: Mero Zhou
Probe: HF907_102861_1-18GHz	Polarity: Horizontal
EUT: ACCESS POINT	Power: By PoE
Test Mode: Transmit by 802.11ax-HE20 at 5180MHz	

No	Mark	Frequency (MHz)	Measure Level (dBμV/m)	Reading Level (dBμV)	Margin (dB)	Limit (dBμV/m)	Factor (dB/m)	Type
1	*	5148.385	49.998	53.350	-4.002	54.000	-3.352	AV
2		5150.000	49.788	52.813	-4.212	54.000	-3.026	AV
3		5188.120	104.428	67.903	N/A	N/A	36.525	AV

Note 1: " * ", means this data is the worst emission level.

Note 2: Measure Level (dBμV/m) = Reading Level (dBμV) + Factor (dB/m).

Note 3: Factor (dB/m) = Cable Loss (dB) + Antenna Factor (dB/m) - Pre_Amplifier Gain (dB).

Site: SIP-AC3	Test Date: 2022-12-21
Limit: FCC_5G_RE(3m)	Engineer: Mero Zhou
Probe: HF907_102861_1-18GHz	Polarity: Vertical
EUT: ACCESS POINT	Power: By PoE
Test Mode: Transmit by 802.11ax-HE20 at 5180MHz	

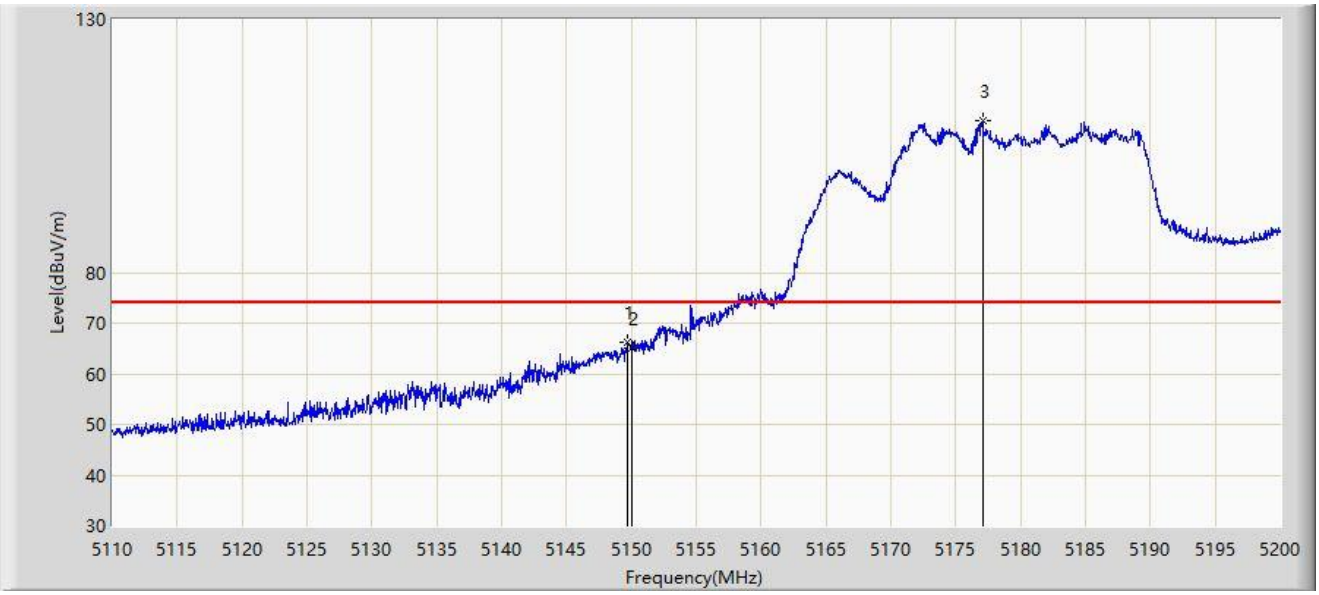

No	Mark	Frequency (MHz)	Measure Level (dBμV/m)	Reading Level (dBμV)	Margin (dB)	Limit (dBμV/m)	Factor (dB/m)	Type
1	*	5149.735	66.165	69.268	-7.835	74.000	-3.103	PK
2		5150.000	65.074	68.099	-8.926	74.000	-3.026	PK
3		5177.050	109.926	68.516	N/A	N/A	41.410	PK

Note 1: " * ", means this data is the worst emission level.

Note 2: Measure Level (dBμV/m) = Reading Level (dBμV) + Factor (dB/m).

Note 3: Factor (dB/m) = Cable Loss (dB) + Antenna Factor (dB/m) - Pre_Amplifier Gain (dB).

Site: SIP-AC3	Test Date: 2022-12-21
Limit: FCC_5G_RE(3m)	Engineer: Mero Zhou
Probe: HF907_102861_1-18GHz	Polarity: Vertical
EUT: ACCESS POINT	Power: By PoE
Test Mode: Transmit by 802.11ax-HE20 at 5180MHz	

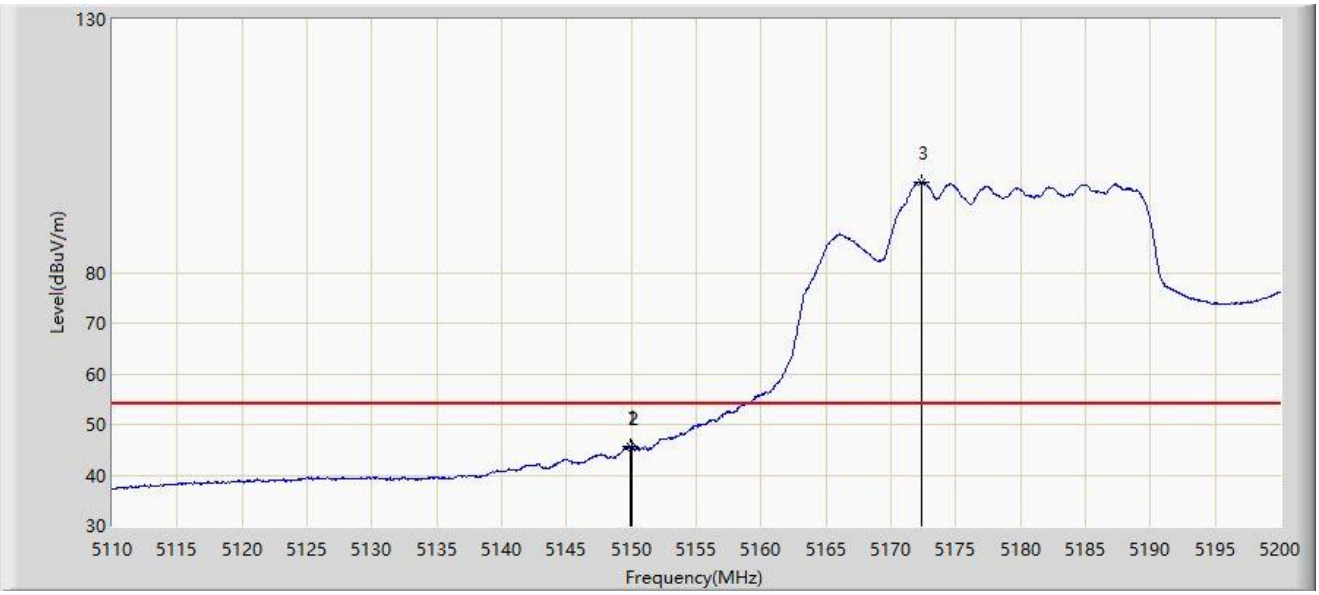

No	Mark	Frequency (MHz)	Measure Level (dBμV/m)	Reading Level (dBμV)	Margin (dB)	Limit (dBμV/m)	Factor (dB/m)	Type
1	*	5149.960	45.703	48.741	-8.297	54.000	-3.039	AV
2		5150.000	45.486	48.511	-8.514	54.000	-3.026	AV
3		5172.370	97.893	54.556	N/A	N/A	43.336	AV

Note 1: " * ", means this data is the worst emission level.

Note 2: Measure Level (dBμV/m) = Reading Level (dBμV) + Factor (dB/m).

Note 3: Factor (dB/m) = Cable Loss (dB) + Antenna Factor (dB/m) - Pre_Amplifier Gain (dB).

Site: SIP-AC3	Test Date: 2022-12-21
Limit: FCC_5G_RE(3m)	Engineer: Mero Zhou
Probe: HF907_102861_1-18GHz	Polarity: Horizontal
EUT: ACCESS POINT	Power: By PoE
Test Mode: Transmit by 802.11ax-HE20 at 5320MHz	

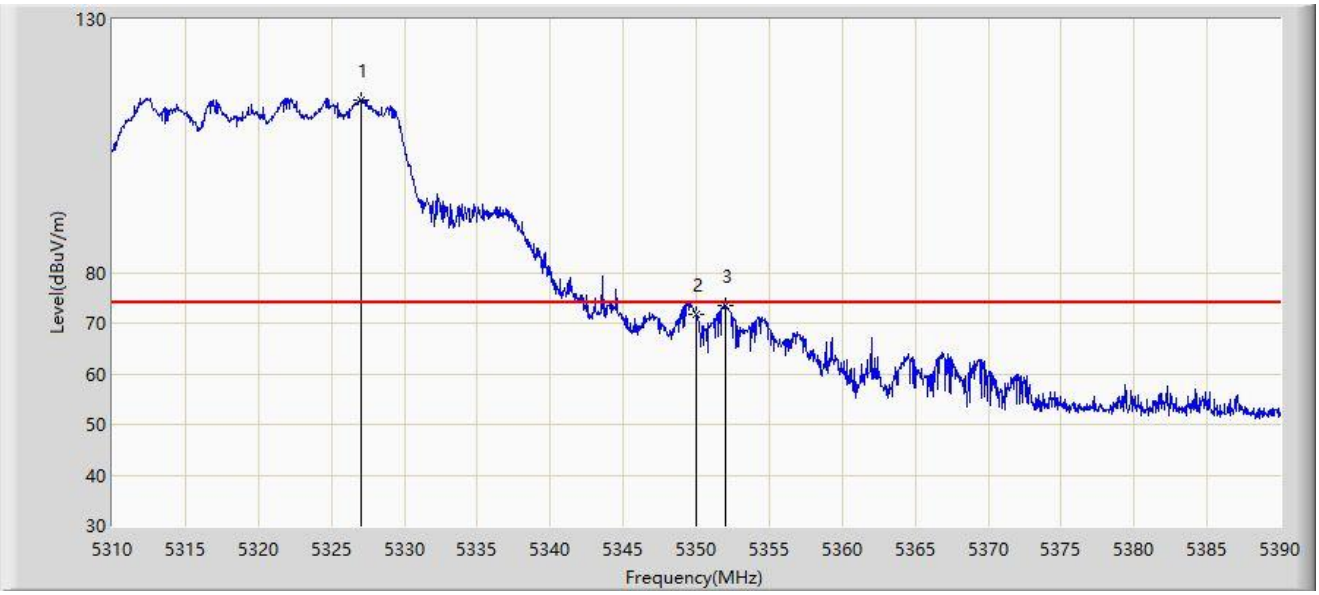

No	Mark	Frequency (MHz)	Measure Level (dBµV/m)	Reading Level (dBµV)	Margin (dB)	Limit (dBµV/m)	Factor (dB/m)	Type
1		5327.040	114.170	75.189	N/A	N/A	38.981	PK
2		5350.000	71.738	73.188	-2.262	74.000	-1.451	PK
3	*	5352.040	73.415	75.765	-0.585	74.000	-2.350	PK

Note 1: " * ", means this data is the worst emission level.

Note 2: Measure Level (dBµV/m) = Reading Level (dBµV) + Factor (dB/m).

Note 3: Factor (dB/m) = Cable Loss (dB) + Antenna Factor (dB/m) - Pre_Amplifier Gain (dB).

Site: SIP-AC3	Test Date: 2022-12-21
Limit: FCC_5G_RE(3m)	Engineer: Mero Zhou
Probe: HF907_102861_1-18GHz	Polarity: Horizontal
EUT: ACCESS POINT	Power: By PoE
Test Mode: Transmit by 802.11ax-HE20 at 5320MHz	

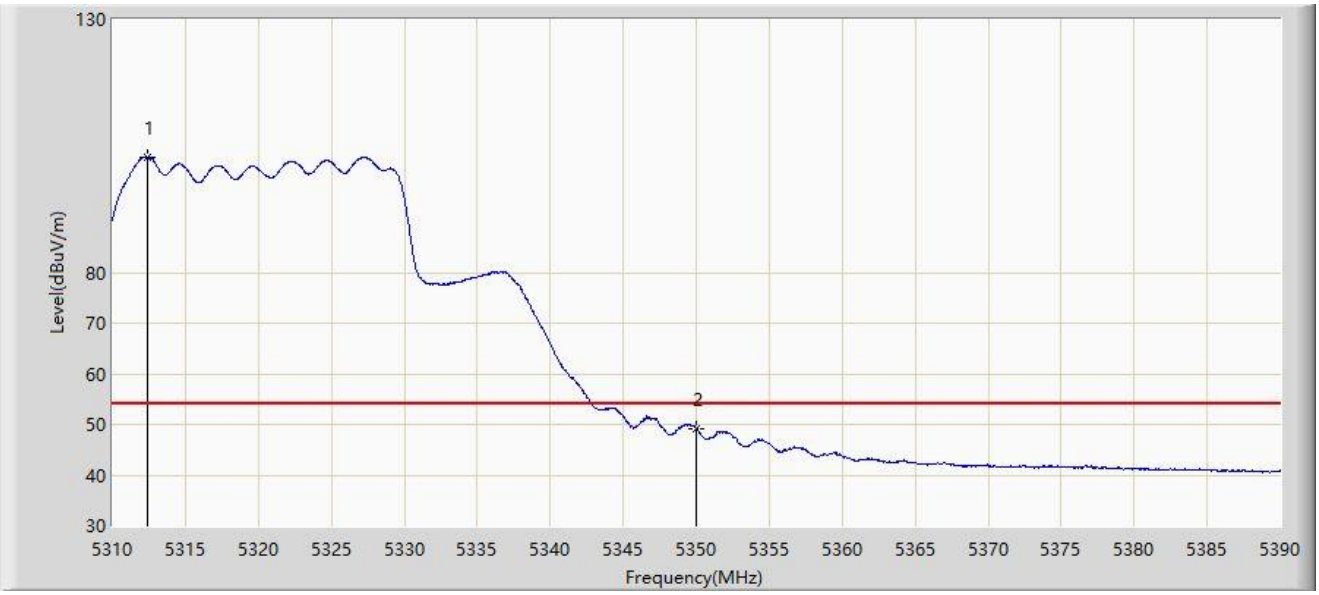

No	Mark	Frequency (MHz)	Measure Level (dBμV/m)	Reading Level (dBμV)	Margin (dB)	Limit (dBμV/m)	Factor (dB/m)	Type
1		5312.440	102.836	56.960	N/A	N/A	45.876	AV
2	*	5350.000	49.070	50.520	-4.930	54.000	-1.451	AV

Note 1: " * ", means this data is the worst emission level.

Note 2: Measure Level (dBμV/m) = Reading Level (dBμV) + Factor (dB/m).

Note 3: Factor (dB/m) = Cable Loss (dB) + Antenna Factor (dB/m) - Pre_Amplifier Gain (dB).

Site: SIP-AC3	Test Date: 2022-12-21
Limit: FCC_5G_RE(3m)	Engineer: Mero Zhou
Probe: HF907_102861_1-18GHz	Polarity: Vertical
EUT: ACCESS POINT	Power: By PoE
Test Mode: Transmit by 802.11ax-HE20 at 5320MHz	

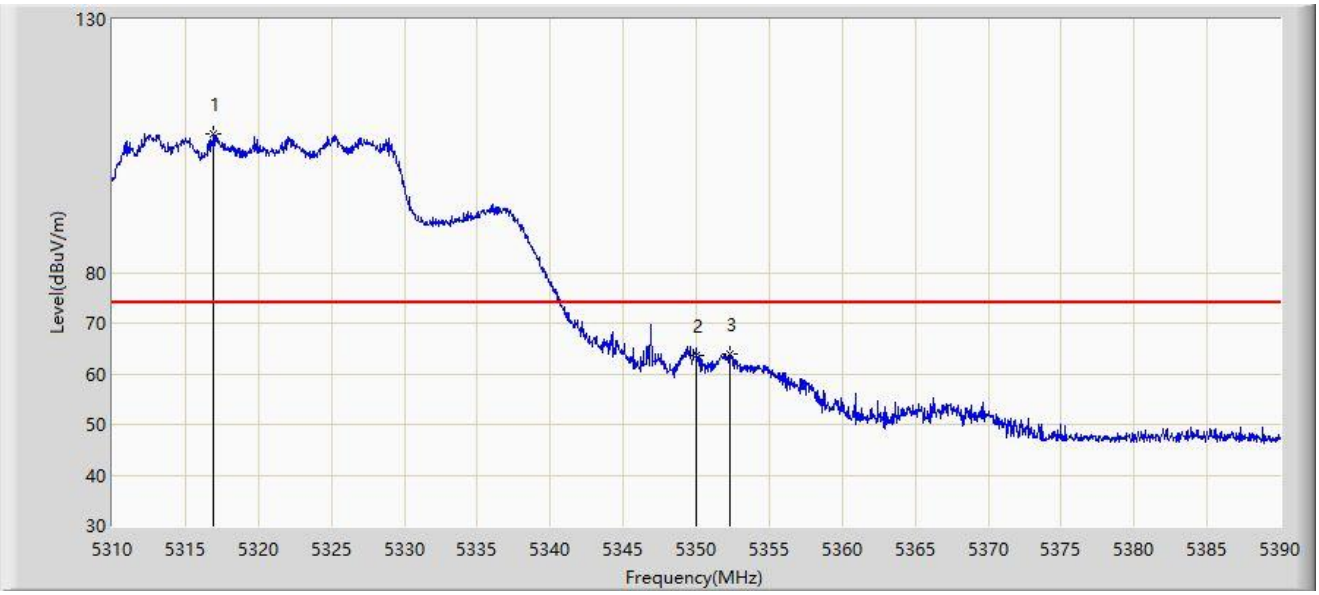

No	Mark	Frequency (MHz)	Measure Level (dBμV/m)	Reading Level (dBμV)	Margin (dB)	Limit (dBμV/m)	Factor (dB/m)	Type
1		5316.920	107.306	65.379	N/A	N/A	41.927	PK
2		5350.000	63.698	65.148	-10.302	74.000	-1.451	PK
3	*	5352.320	63.830	66.266	-10.170	74.000	-2.436	PK

Note 1: " * ", means this data is the worst emission level.

Note 2: Measure Level (dBμV/m) = Reading Level (dBμV) + Factor (dB/m).

Note 3: Factor (dB/m) = Cable Loss (dB) + Antenna Factor (dB/m) - Pre_Amplifier Gain (dB).

Site: SIP-AC3	Test Date: 2022-12-21
Limit: FCC_5G_RE(3m)	Engineer: Mero Zhou
Probe: HF907_102861_1-18GHz	Polarity: Vertical
EUT: ACCESS POINT	Power: By PoE
Test Mode: Transmit by 802.11ax-HE20 at 5320MHz	

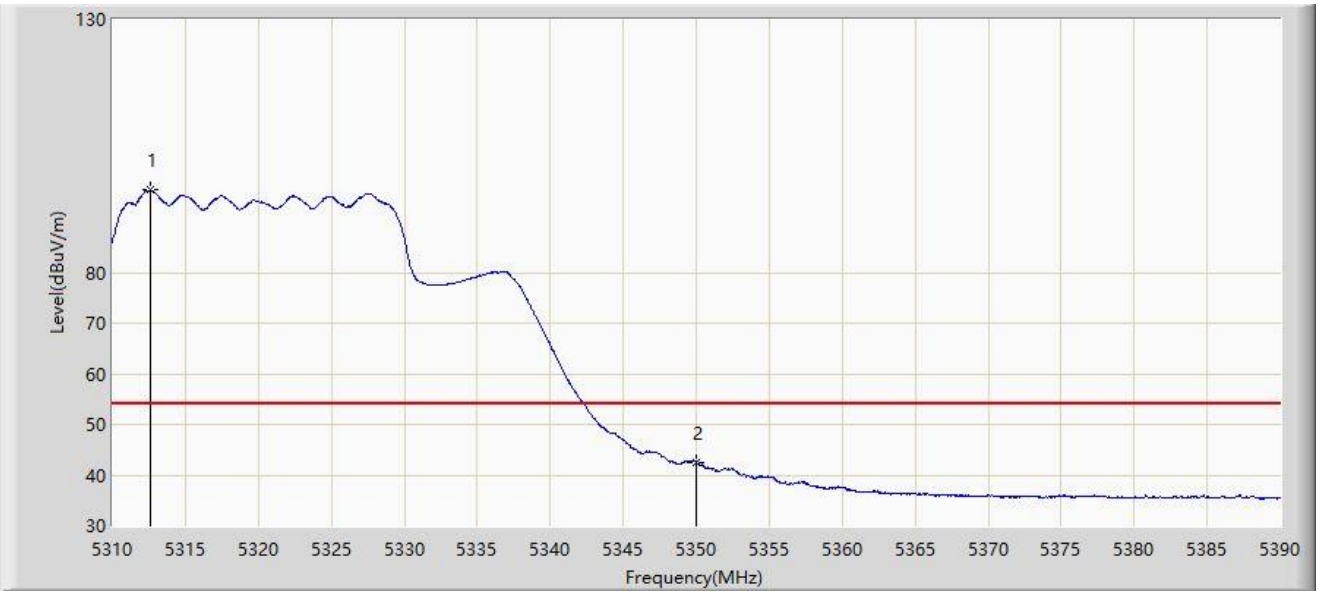

No	Mark	Frequency (MHz)	Measure Level (dBμV/m)	Reading Level (dBμV)	Margin (dB)	Limit (dBμV/m)	Factor (dB/m)	Type
1		5312.560	96.311	50.242	N/A	N/A	46.070	AV
2	*	5350.000	42.601	44.051	-11.399	54.000	-1.451	AV

Note 1: " * ", means this data is the worst emission level.

Note 2: Measure Level (dBμV/m) = Reading Level (dBμV) + Factor (dB/m).

Note 3: Factor (dB/m) = Cable Loss (dB) + Antenna Factor (dB/m) - Pre_Amplifier Gain (dB).

Site: SIP-AC3	Test Date: 2022-12-21
Limit: FCC_5G_RE(3m)	Engineer: Mero Zhou
Probe: HF907_102861_1-18GHz	Polarity: Horizontal
EUT: ACCESS POINT	Power: By PoE
Test Mode: Transmit by 802.11ax-HE20 at 5500MHz	

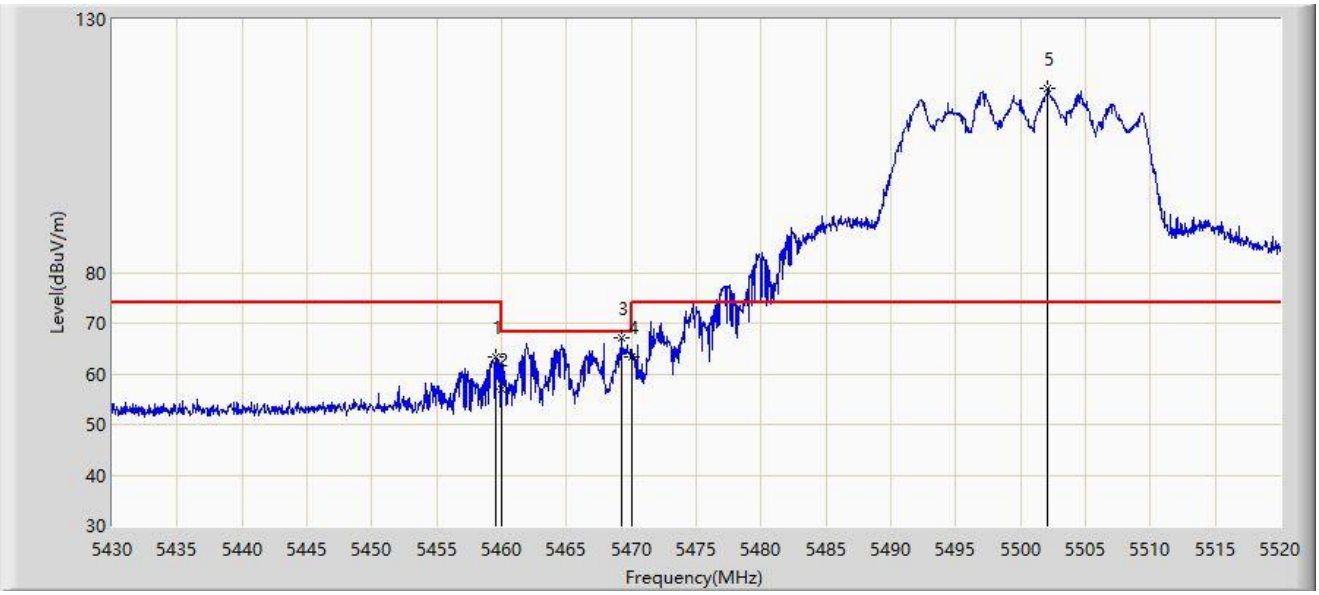

No	Mark	Frequency (MHz)	Measure Level (dBµV/m)	Reading Level (dBµV)	Margin (dB)	Limit (dBµV/m)	Factor (dB/m)	Type
1		5459.520	63.256	66.996	-10.744	74.000	-3.739	PK
2		5460.000	56.994	60.669	-11.206	68.200	-3.675	PK
3	*	5469.195	67.230	69.386	-0.970	68.200	-2.157	PK
4		5470.000	63.219	65.151	-4.981	68.200	-1.932	PK
5		5502.090	116.394	76.424	N/A	N/A	39.970	PK

Note 1: " * ", means this data is the worst emission level.

Note 2: Measure Level (dBµV/m) = Reading Level (dBµV) + Factor (dB/m).

Note 3: Factor (dB/m) = Cable Loss (dB) + Antenna Factor (dB/m) - Pre_Amplifier Gain (dB).

Site: SIP-AC3	Test Date: 2022-12-21
Limit: FCC_5G_RE(3m)	Engineer: Mero Zhou
Probe: HF907_102861_1-18GHz	Polarity: Horizontal
EUT: ACCESS POINT	Power: By PoE
Test Mode: Transmit by 802.11ax-HE20 at 5500MHz	

No	Mark	Frequency (MHz)	Measure Level (dBµV/m)	Reading Level (dBµV)	Margin (dB)	Limit (dBµV/m)	Factor (dB/m)	Type
1	*	5460.000	44.470	48.145	-9.530	54.000	-3.675	AV
2		5502.450	105.396	64.785	N/A	N/A	40.611	AV

Note 1: " * ", means this data is the worst emission level.

Note 2: Measure Level (dBµV/m) = Reading Level (dBµV) + Factor (dB/m).

Note 3: Factor (dB/m) = Cable Loss (dB) + Antenna Factor (dB/m) - Pre_Amplifier Gain (dB).

Site: SIP-AC3	Test Date: 2022-12-21
Limit: FCC_5G_RE(3m)	Engineer: Mero Zhou
Probe: HF907_102861_1-18GHz	Polarity: Vertical
EUT: ACCESS POINT	Power: By PoE
Test Mode: Transmit by 802.11ax-HE20 at 5500MHz	

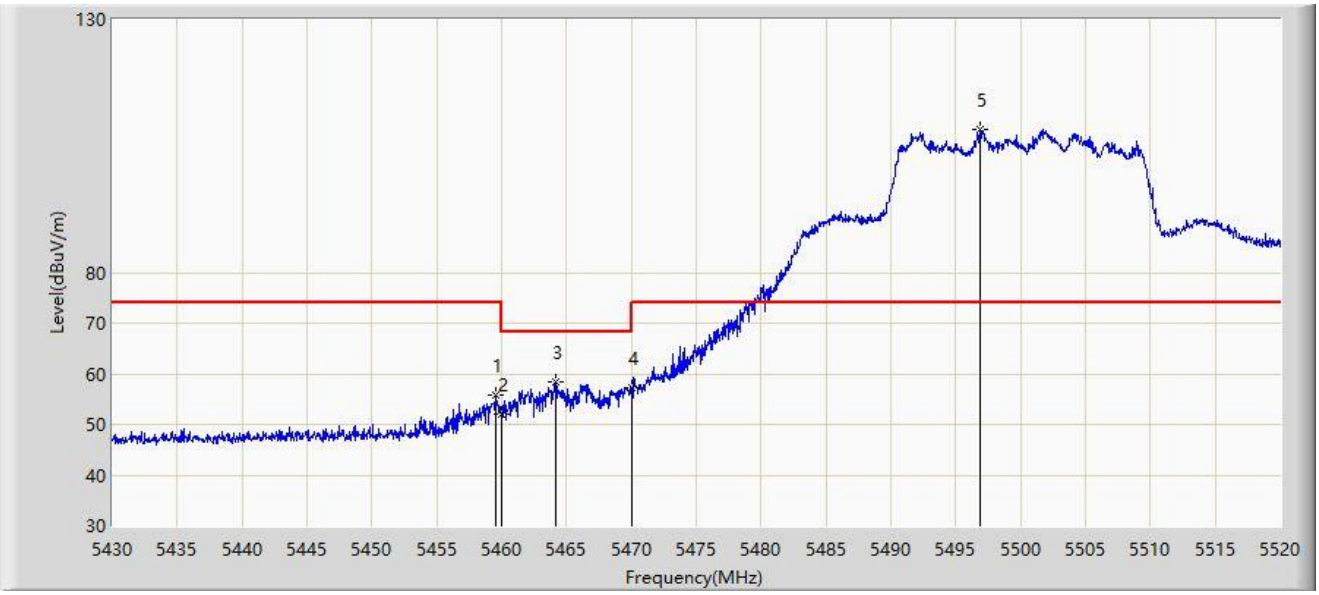

No	Mark	Frequency (MHz)	Measure Level (dBµV/m)	Reading Level (dBµV)	Margin (dB)	Limit (dBµV/m)	Factor (dB/m)	Type
1		5459.520	55.737	59.477	-18.263	74.000	-3.739	PK
2		5460.000	52.017	55.692	-16.183	68.200	-3.675	PK
3	*	5464.155	58.325	61.649	-9.875	68.200	-3.324	PK
4		5470.000	57.347	59.279	-10.853	68.200	-1.932	PK
5		5496.915	108.382	70.649	N/A	N/A	37.733	PK

Note 1: " * ", means this data is the worst emission level.

Note 2: Measure Level (dBµV/m) = Reading Level (dBµV) + Factor (dB/m).

Note 3: Factor (dB/m) = Cable Loss (dB) + Antenna Factor (dB/m) - Pre_Amplifier Gain (dB).

Site: SIP-AC3	Test Date: 2022-12-21
Limit: FCC_5G_RE(3m)	Engineer: Mero Zhou
Probe: HF907_102861_1-18GHz	Polarity: Vertical
EUT: ACCESS POINT	Power: By PoE
Test Mode: Transmit by 802.11ax-HE20 at 5500MHz	

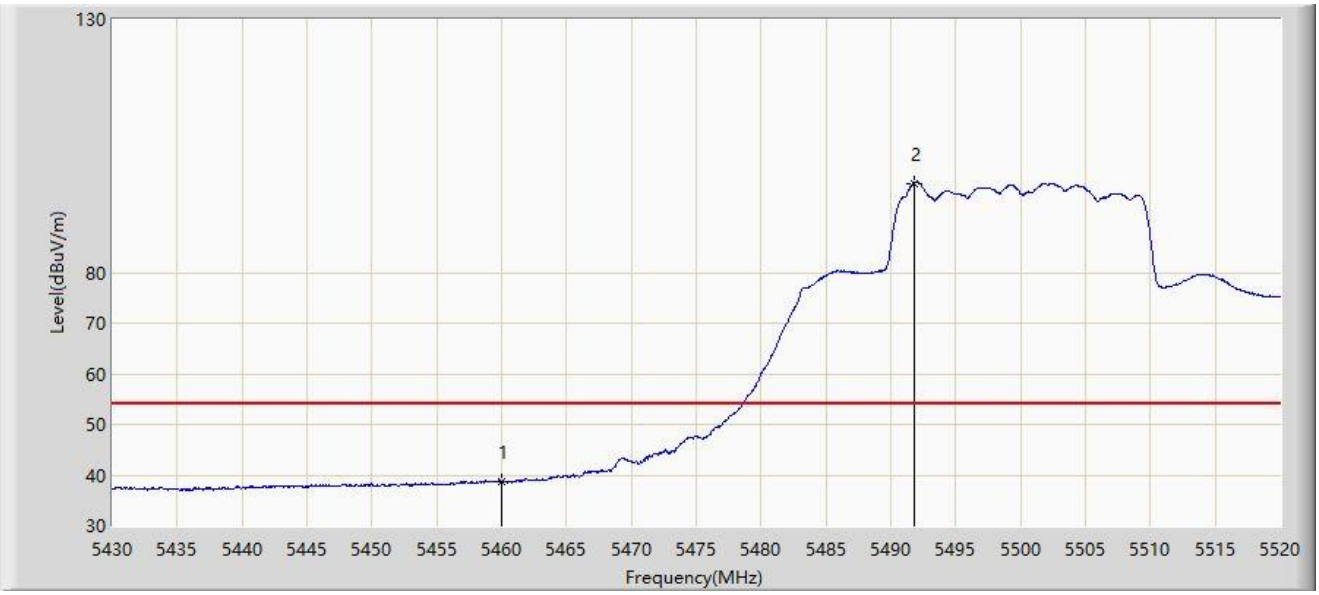

No	Mark	Frequency (MHz)	Measure Level (dBμV/m)	Reading Level (dBμV)	Margin (dB)	Limit (dBμV/m)	Factor (dB/m)	Type
1	*	5460.000	38.739	42.414	-15.261	54.000	-3.675	AV
2		5491.785	97.663	52.801	N/A	N/A	44.862	AV

Note 1: " * ", means this data is the worst emission level.

Note 2: Measure Level (dBμV/m) = Reading Level (dBμV) + Factor (dB/m).

Note 3: Factor (dB/m) = Cable Loss (dB) + Antenna Factor (dB/m) - Pre_Amplifier Gain (dB).

Site: SIP-AC3	Test Date: 2022-12-21
Limit: FCC_5G_RE(3m)	Engineer: Mero Zhou
Probe: HF907_102861_1-18GHz	Polarity: Horizontal
EUT: ACCESS POINT	Power: By PoE
Test Mode: Transmit by 802.11ax-HE20 at 5700MHz	

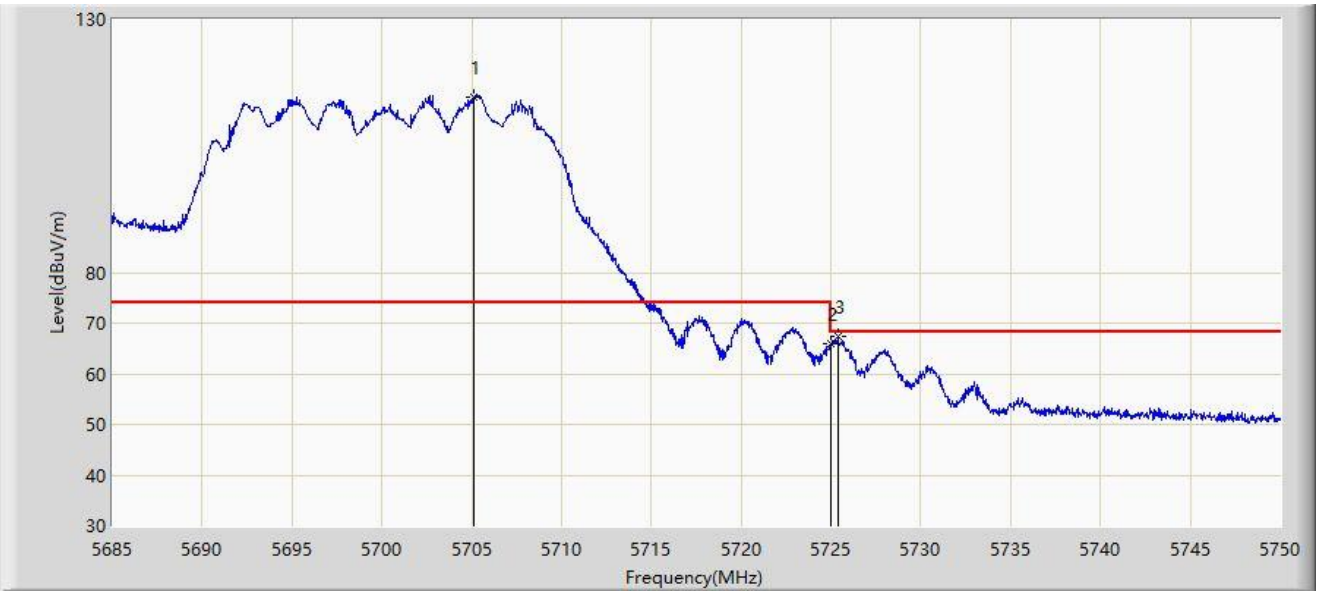

No	Mark	Frequency (MHz)	Measure Level (dBμV/m)	Reading Level (dBμV)	Margin (dB)	Limit (dBμV/m)	Factor (dB/m)	Type
1		5705.085	114.717	76.158	N/A	N/A	38.559	PK
2		5725.000	65.881	67.476	-2.319	68.200	-1.596	PK
3	*	5725.397	67.471	69.284	-0.729	68.200	-1.812	PK

Note 1: " * ", means this data is the worst emission level.

Note 2: Measure Level (dBμV/m) = Reading Level (dBμV) + Factor (dB/m).

Note 3: Factor (dB/m) = Cable Loss (dB) + Antenna Factor (dB/m) - Pre_Amplifier Gain (dB).

Site: SIP-AC3	Test Date: 2022-12-21
Limit: FCC_5G_RE(3m)	Engineer: Mero Zhou
Probe: HF907_102861_1-18GHz	Polarity: Vertical
EUT: ACCESS POINT	Power: By PoE
Test Mode: Transmit by 802.11ax-HE20 at 5700MHz	

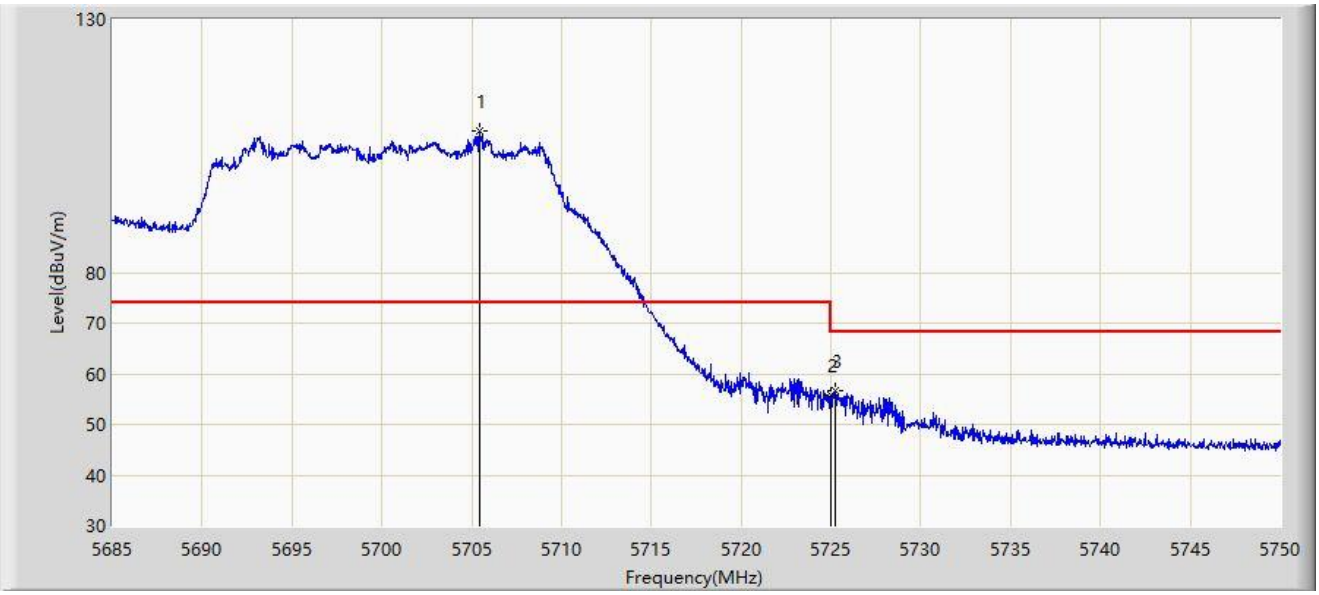

No	Mark	Frequency (MHz)	Measure Level (dBμV/m)	Reading Level (dBμV)	Margin (dB)	Limit (dBμV/m)	Factor (dB/m)	Type
1		5705.410	107.904	69.297	N/A	N/A	38.606	PK
2		5725.000	55.762	57.357	-12.438	68.200	-1.596	PK
3	*	5725.235	56.677	58.403	-11.523	68.200	-1.727	PK

Note 1: " * ", means this data is the worst emission level.

Note 2: Measure Level (dBμV/m) = Reading Level (dBμV) + Factor (dB/m).

Note 3: Factor (dB/m) = Cable Loss (dB) + Antenna Factor (dB/m) - Pre_Amplifier Gain (dB).

Site: SIP-AC3	Test Date: 2022-12-22
Limit: FCC_5.8G_RE(3m)	Engineer: Mero Zhou
Probe: HF907_102861_1-18GHz	Polarity: Horizontal
EUT: ACCESS POINT	Power: By PoE
Test Mode: Transmit by 802.11ax-HE20 at 5745MHz	

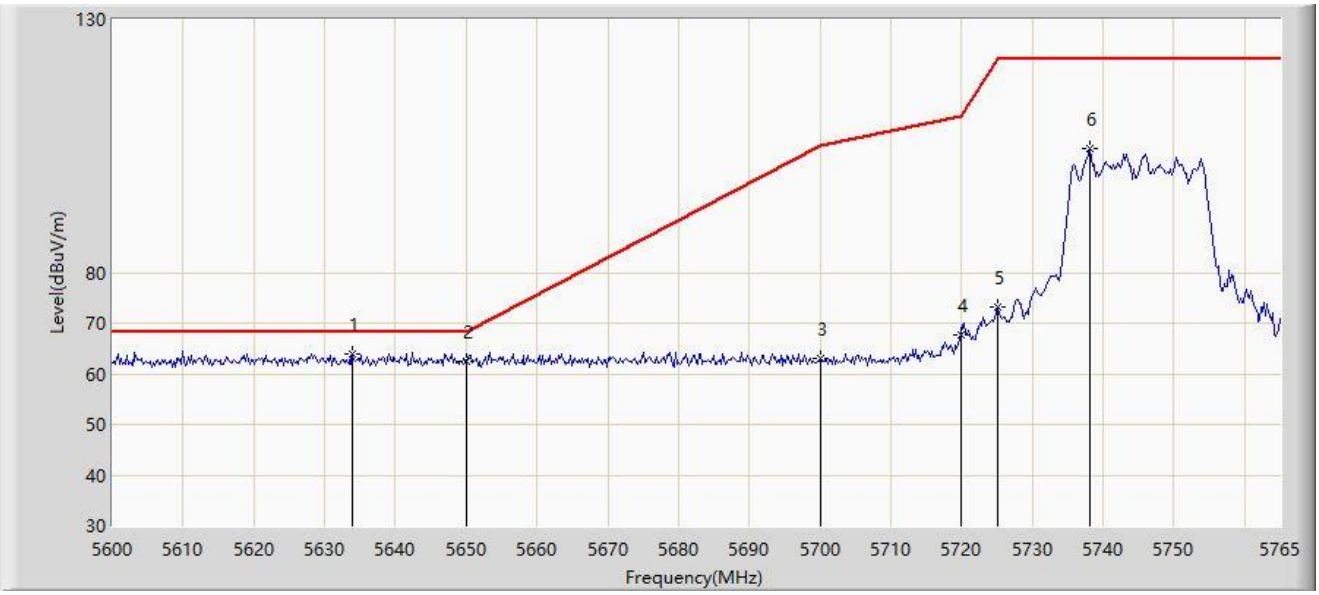

No	Mark	Frequency (MHz)	Measure Level (dBµV/m)	Reading Level (dBµV)	Margin (dB)	Limit (dBµV/m)	Factor (dB/m)	Type
1	*	5634.000	64.024	72.114	-4.176	68.200	-8.090	PK
2		5650.000	62.550	70.655	-5.650	68.200	-8.105	PK
3		5700.000	63.182	71.077	-42.018	105.200	-7.895	PK
4		5720.000	67.686	75.681	-43.114	110.800	-7.996	PK
5		5725.000	73.176	81.157	-49.024	122.200	-7.982	PK
6		5738.200	104.617	112.627	N/A	N/A	-8.009	PK

Note 1: " * ", means this data is the worst emission level.

Note 2: Measure Level (dBµV/m) = Reading Level (dBµV) + Factor (dB/m).

Note 3: Factor (dB/m) = Cable Loss (dB) + Antenna Factor (dB/m) - Pre_Amplifier Gain (dB).

Site: SIP-AC3	Test Date: 2022-12-22
Limit: FCC_5.8G_RE(3m)	Engineer: Mero Zhou
Probe: HF907_102861_1-18GHz	Polarity: Vertical
EUT: ACCESS POINT	Power: By PoE
Test Mode: Transmit by 802.11ax-HE20 at 5745MHz	

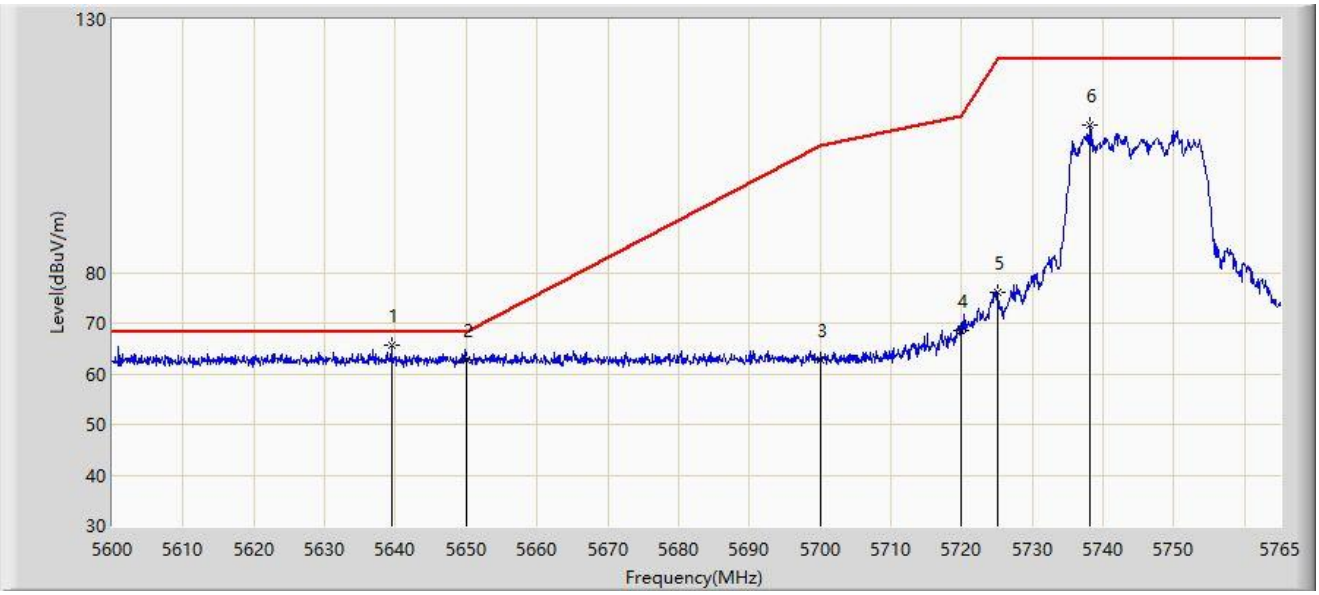

No	Mark	Frequency (MHz)	Measure Level (dBμV/m)	Reading Level (dBμV)	Margin (dB)	Limit (dBμV/m)	Factor (dB/m)	Type
1	*	5639.435	65.523	73.633	-2.677	68.200	-8.111	PK
2		5650.000	62.792	70.897	-5.408	68.200	-8.105	PK
3		5700.000	62.658	70.553	-42.542	105.200	-7.895	PK
4		5720.000	68.524	76.519	-42.276	110.800	-7.996	PK
5		5725.000	75.973	83.954	-46.227	122.200	-7.982	PK
6		5738.187	109.191	117.200	N/A	N/A	-8.009	PK

Note 1: " * ", means this data is the worst emission level.

Note 2: Measure Level (dBμV/m) = Reading Level (dBμV) + Factor (dB/m).

Note 3: Factor (dB/m) = Cable Loss (dB) + Antenna Factor (dB/m) - Pre_Amplifier Gain (dB).

Site: SIP-AC3	Test Date: 2022-12-22
Limit: FCC_5.8G_RE(3m)	Engineer: Mero Zhou
Probe: HF907_102861_1-18GHz	Polarity: Horizontal
EUT: ACCESS POINT	Power: By PoE
Test Mode: Transmit by 802.11ax-HE20 at 5825MHz	

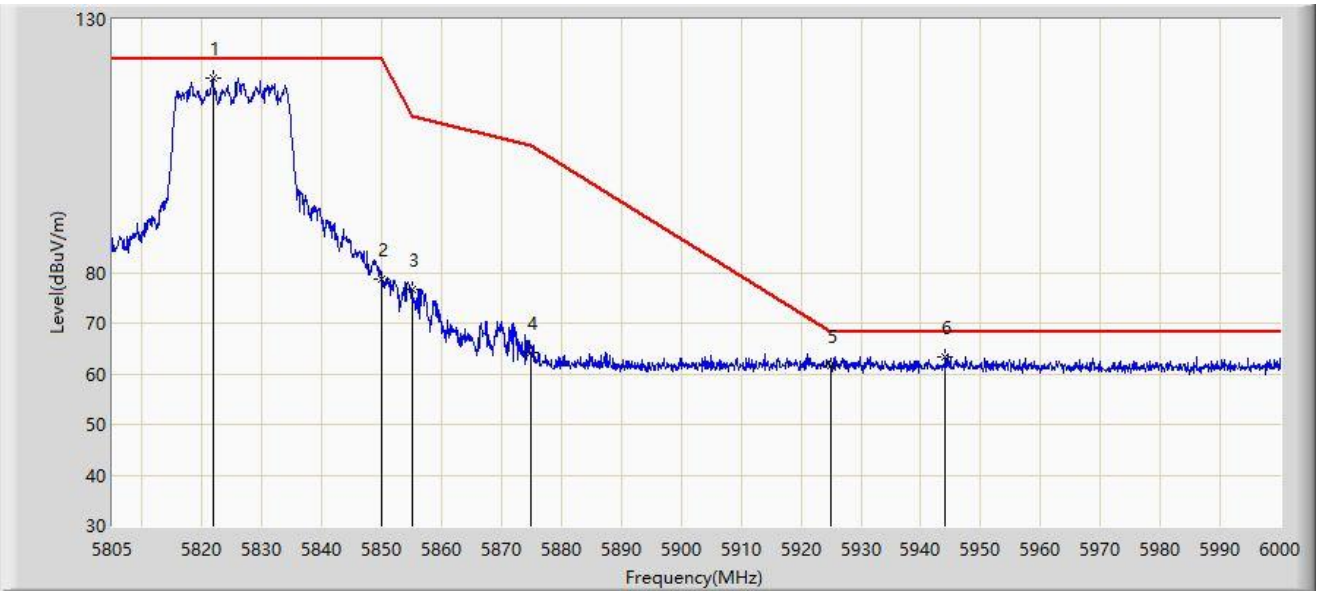

No	Mark	Frequency (MHz)	Measure Level (dBμV/m)	Reading Level (dBμV)	Margin (dB)	Limit (dBμV/m)	Factor (dB/m)	Type
1		5821.770	118.427	126.303	N/A	N/A	-7.876	PK
2		5850.000	78.662	86.549	-43.538	122.200	-7.887	PK
3		5855.000	76.776	84.674	-34.024	110.800	-7.898	PK
4		5875.000	64.166	72.077	-41.034	105.200	-7.911	PK
5		5925.000	61.547	69.584	-6.653	68.200	-8.038	PK
6	*	5944.132	63.429	71.204	-4.771	68.200	-7.774	PK

Note 1: " * ", means this data is the worst emission level.

Note 2: Measure Level (dBμV/m) = Reading Level (dBμV) + Factor (dB/m).

Note 3: Factor (dB/m) = Cable Loss (dB) + Antenna Factor (dB/m) - Pre_Amplifier Gain (dB).

Site: SIP-AC3	Test Date: 2022-12-22
Limit: FCC_5.8G_RE(3m)	Engineer: Mero Zhou
Probe: HF907_102861_1-18GHz	Polarity: Vertical
EUT: ACCESS POINT	Power: By PoE
Test Mode: Transmit by 802.11ax-HE20 at 5825MHz	

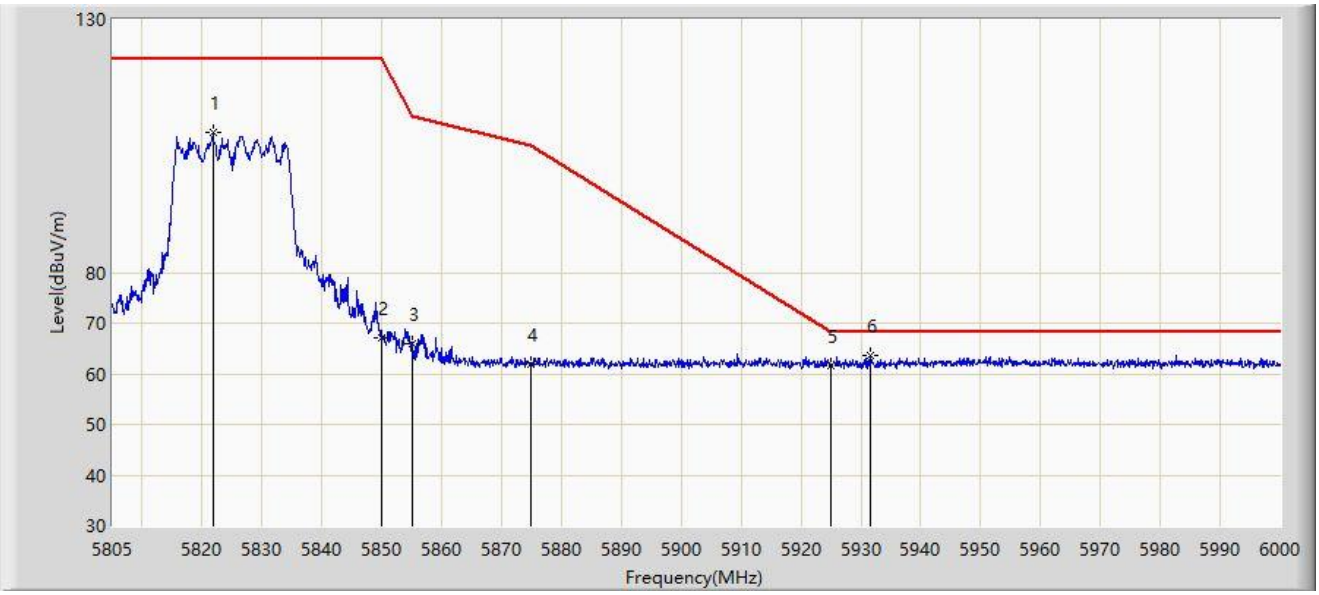

No	Mark	Frequency (MHz)	Measure Level (dBµV/m)	Reading Level (dBµV)	Margin (dB)	Limit (dBµV/m)	Factor (dB/m)	Type
1		5821.770	107.628	115.504	N/A	N/A	-7.876	PK
2		5850.000	67.155	75.042	-55.045	122.200	-7.887	PK
3		5855.000	66.022	73.920	-44.778	110.800	-7.898	PK
4		5875.000	61.878	69.789	-43.322	105.200	-7.911	PK
5		5925.000	61.543	69.580	-6.657	68.200	-8.038	PK
6	*	5931.652	63.623	71.700	-4.577	68.200	-8.077	PK

Note 1: " * ", means this data is the worst emission level.

Note 2: Measure Level (dBµV/m) = Reading Level (dBµV) + Factor (dB/m).

Note 3: Factor (dB/m) = Cable Loss (dB) + Antenna Factor (dB/m) - Pre_Amplifier Gain (dB).

Site: SIP-AC3	Test Date: 2022-12-21
Limit: FCC_5G_RE(3m)	Engineer: Mero Zhou
Probe: HF907_102861_1-18GHz	Polarity: Horizontal
EUT: ACCESS POINT	Power: By PoE
Test Mode: Transmit by 802.11ax-HE40 at 5190MHz	

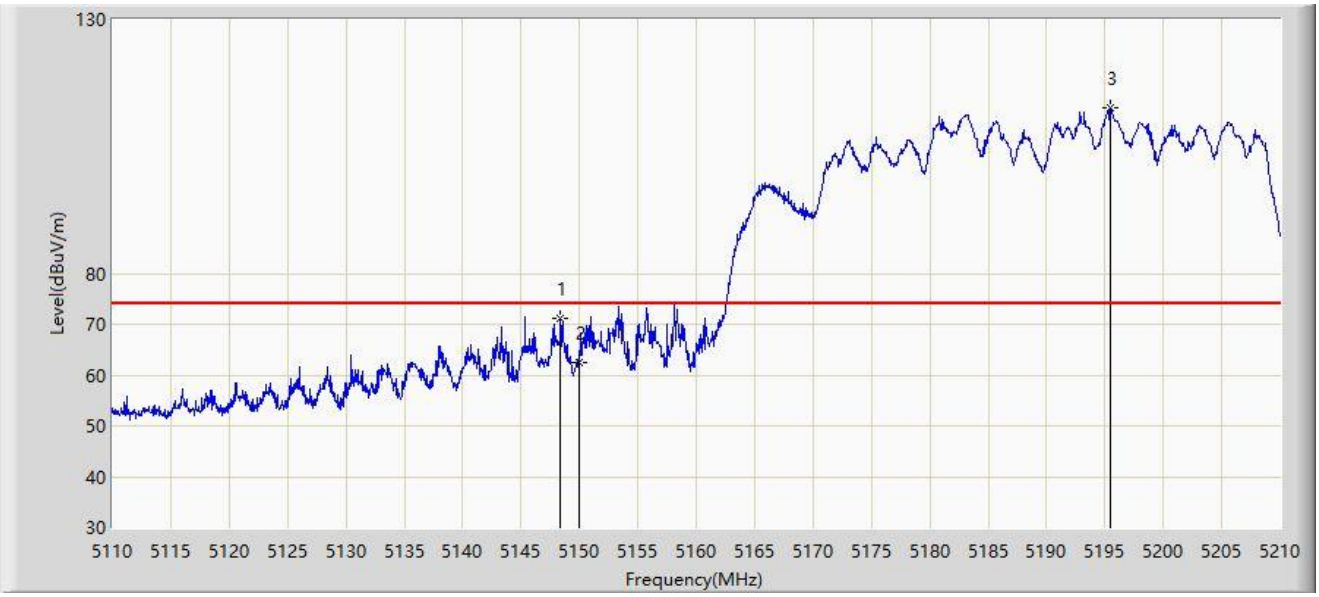

No	Mark	Frequency (MHz)	Measure Level (dBµV/m)	Reading Level (dBµV)	Margin (dB)	Limit (dBµV/m)	Factor (dB/m)	Type
1	*	5148.400	71.110	74.459	-2.890	74.000	-3.349	PK
2		5150.000	62.404	65.429	-11.596	74.000	-3.026	PK
3		5195.500	112.651	77.206	N/A	N/A	35.445	PK

Note 1: " * ", means this data is the worst emission level.

Note 2: Measure Level (dBµV/m) = Reading Level (dBµV) + Factor (dB/m).

Note 3: Factor (dB/m) = Cable Loss (dB) + Antenna Factor (dB/m) - Pre_Amplifier Gain (dB).

Site: SIP-AC3	Test Date: 2022-12-21
Limit: FCC_5G_RE(3m)	Engineer: Mero Zhou
Probe: HF907_102861_1-18GHz	Polarity: Horizontal
EUT: ACCESS POINT	Power: By PoE
Test Mode: Transmit by 802.11ax-HE40 at 5190MHz	

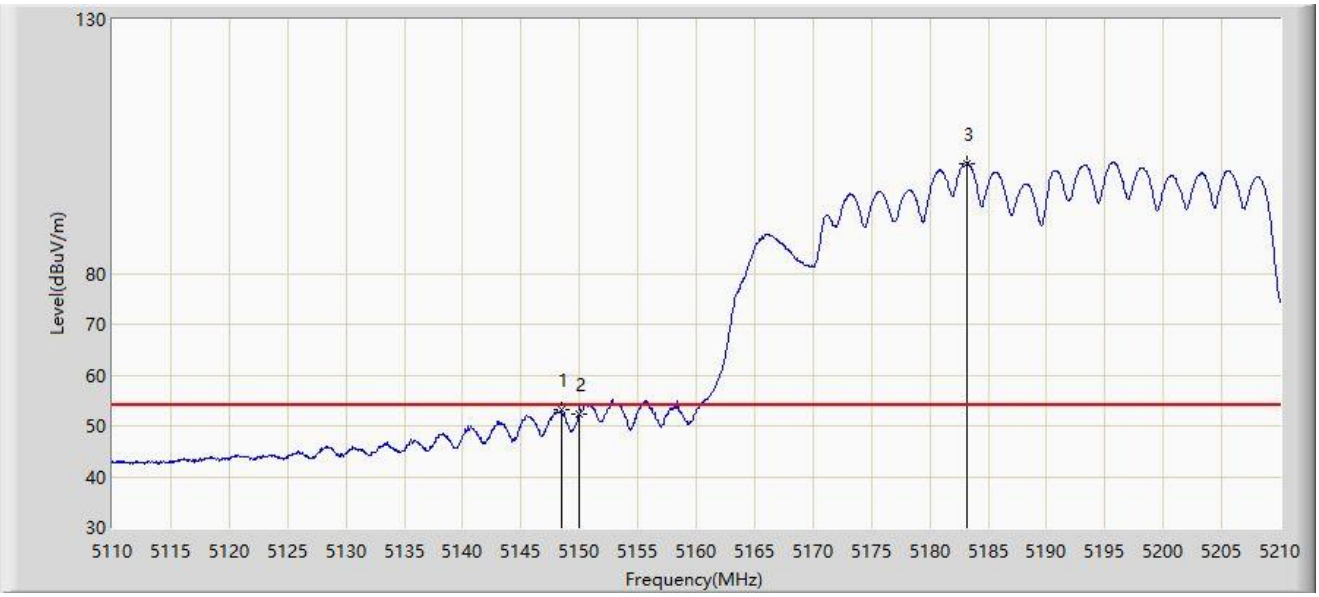

No	Mark	Frequency (MHz)	Measure Level (dBμV/m)	Reading Level (dBμV)	Margin (dB)	Limit (dBμV/m)	Factor (dB/m)	Type
1	*	5148.500	53.057	56.386	-0.943	54.000	-3.330	AV
2		5150.000	52.332	55.357	-1.668	54.000	-3.026	AV
3		5183.200	101.700	64.261	N/A	N/A	37.440	AV

Note 1: " * ", means this data is the worst emission level.

Note 2: Measure Level (dBμV/m) = Reading Level (dBμV) + Factor (dB/m).

Note 3: Factor (dB/m) = Cable Loss (dB) + Antenna Factor (dB/m) - Pre_Amplifier Gain (dB).

Site: SIP-AC3	Test Date: 2022-12-21
Limit: FCC_5G_RE(3m)	Engineer: Mero Zhou
Probe: HF907_102861_1-18GHz	Polarity: Vertical
EUT: ACCESS POINT	Power: By PoE
Test Mode: Transmit by 802.11ax-HE40 at 5190MHz	

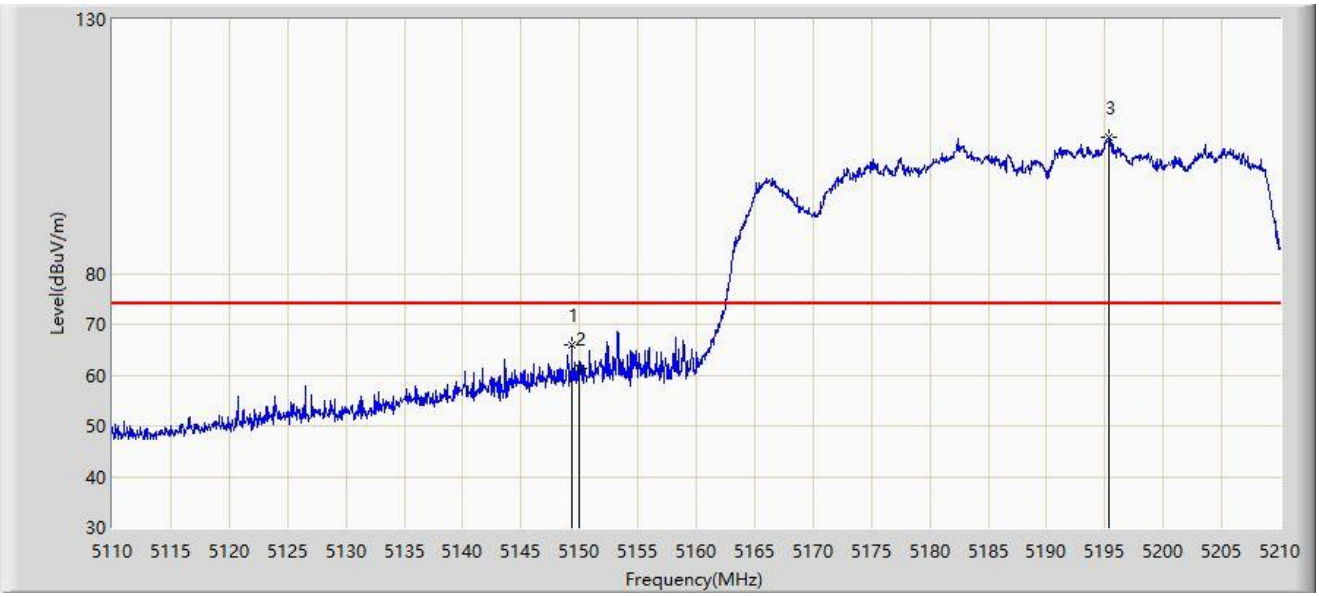

No	Mark	Frequency (MHz)	Measure Level (dBµV/m)	Reading Level (dBµV)	Margin (dB)	Limit (dBµV/m)	Factor (dB/m)	Type
1	*	5149.350	65.966	69.138	-8.034	74.000	-3.171	PK
2		5150.000	61.272	64.297	-12.728	74.000	-3.026	PK
3		5195.400	106.692	71.244	N/A	N/A	35.448	PK

Note 1: " * ", means this data is the worst emission level.

Note 2: Measure Level (dBµV/m) = Reading Level (dBµV) + Factor (dB/m).

Note 3: Factor (dB/m) = Cable Loss (dB) + Antenna Factor (dB/m) - Pre_Amplifier Gain (dB).

Site: SIP-AC3	Test Date: 2022-12-21
Limit: FCC_5G_RE(3m)	Engineer: Mero Zhou
Probe: HF907_102861_1-18GHz	Polarity: Vertical
EUT: ACCESS POINT	Power: By PoE
Test Mode: Transmit by 802.11ax-HE40 at 5190MHz	

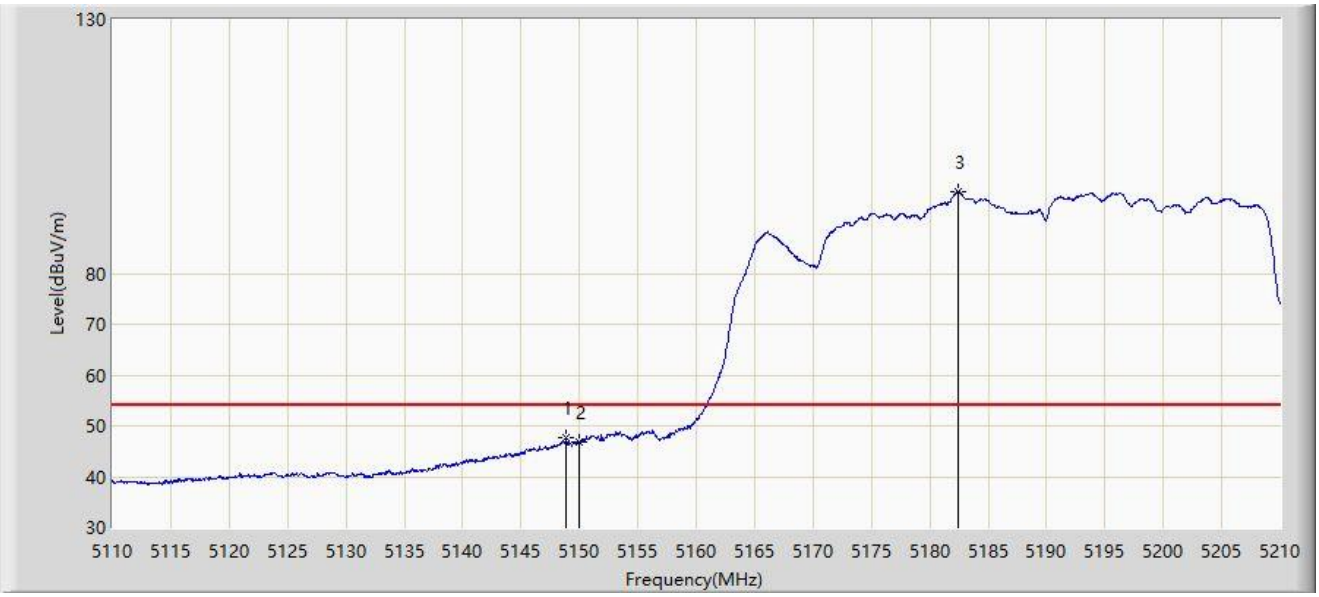

No	Mark	Frequency (MHz)	Measure Level (dBμV/m)	Reading Level (dBμV)	Margin (dB)	Limit (dBμV/m)	Factor (dB/m)	Type
1	*	5148.900	47.657	50.910	-6.343	54.000	-3.253	AV
2		5150.000	46.811	49.836	-7.189	54.000	-3.026	AV
3		5182.400	96.141	57.126	N/A	N/A	39.015	AV

Note 1: " * ", means this data is the worst emission level.

Note 2: Measure Level (dBμV/m) = Reading Level (dBμV) + Factor (dB/m).

Note 3: Factor (dB/m) = Cable Loss (dB) + Antenna Factor (dB/m) - Pre_Amplifier Gain (dB).

Site: SIP-AC3	Test Date: 2022-12-21
Limit: FCC_5G_RE(3m)	Engineer: Mero Zhou
Probe: HF907_102861_1-18GHz	Polarity: Horizontal
EUT: ACCESS POINT	Power: By PoE
Test Mode: Transmit by 802.11ax-HE40 at 5310MHz	

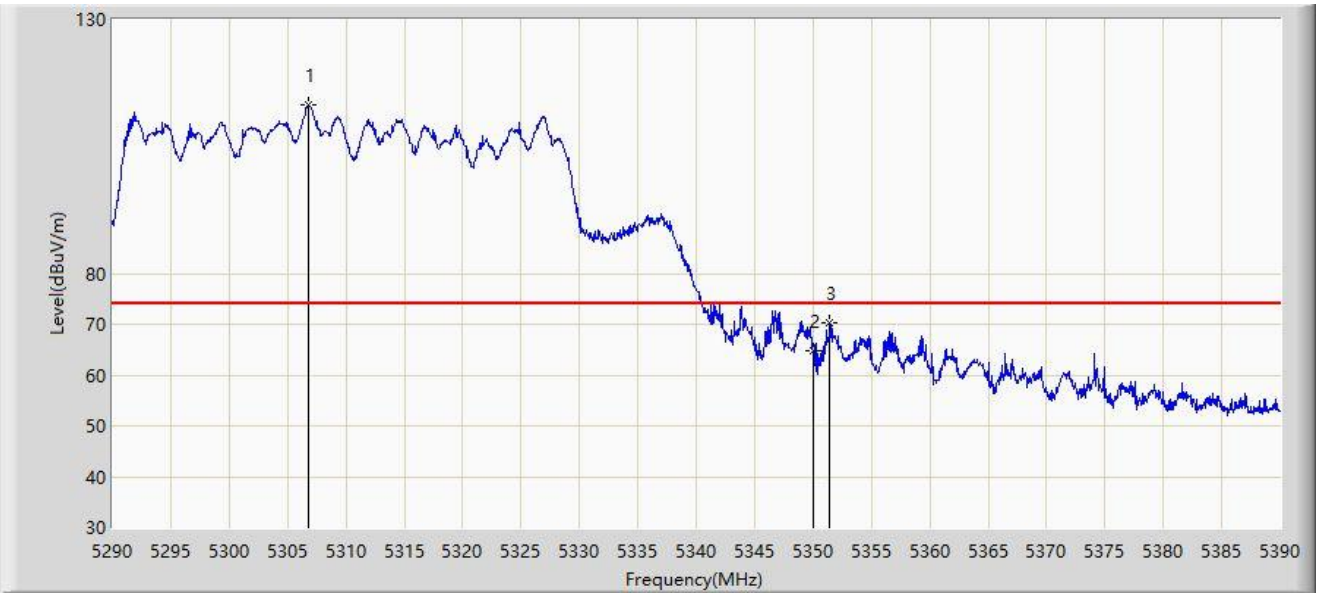

No	Mark	Frequency (MHz)	Measure Level (dBμV/m)	Reading Level (dBμV)	Margin (dB)	Limit (dBμV/m)	Factor (dB/m)	Type
1		5306.850	113.159	74.097	N/A	N/A	39.062	PK
2		5350.000	64.746	66.196	-9.254	74.000	-1.451	PK
3	*	5351.400	70.287	72.442	-3.713	74.000	-2.156	PK

Note 1: " * ", means this data is the worst emission level.

Note 2: Measure Level (dBμV/m) = Reading Level (dBμV) + Factor (dB/m).

Note 3: Factor (dB/m) = Cable Loss (dB) + Antenna Factor (dB/m) - Pre_Amplifier Gain (dB).

Site: SIP-AC3	Test Date: 2022-12-21
Limit: FCC_5G_RE(3m)	Engineer: Mero Zhou
Probe: HF907_102861_1-18GHz	Polarity: Horizontal
EUT: ACCESS POINT	Power: By PoE
Test Mode: Transmit by 802.11ax-HE40 at 5310MHz	

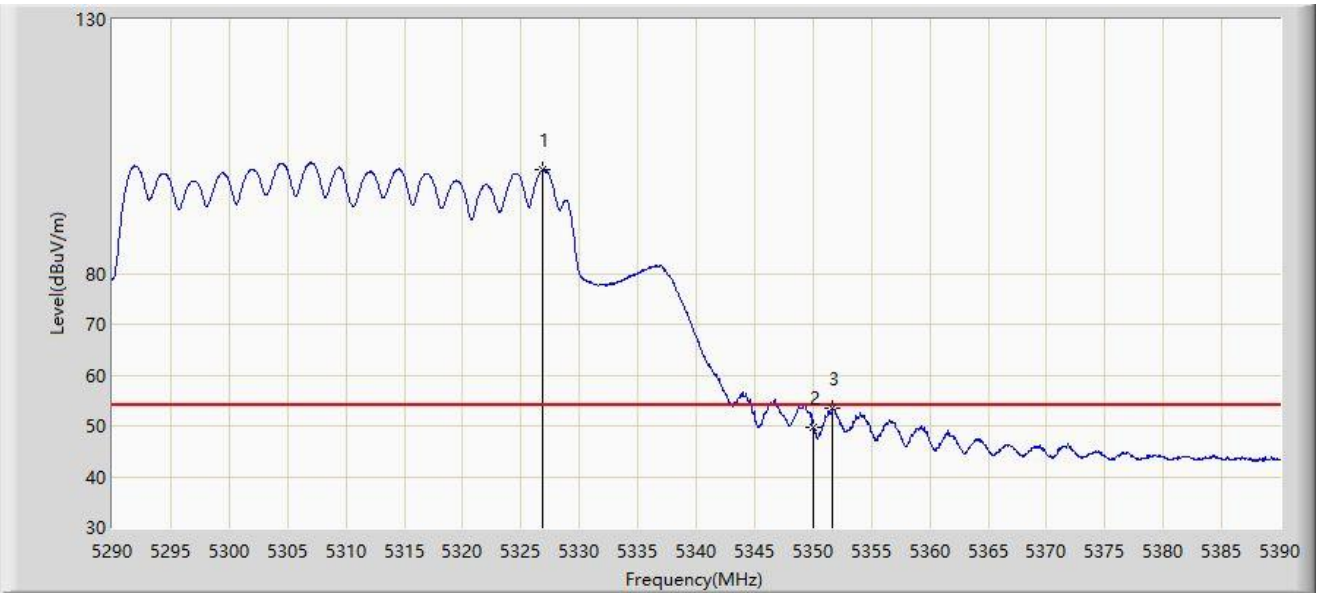

No	Mark	Frequency (MHz)	Measure Level (dBμV/m)	Reading Level (dBμV)	Margin (dB)	Limit (dBμV/m)	Factor (dB/m)	Type
1		5326.850	100.360	61.483	N/A	N/A	38.877	AV
2		5350.000	49.762	51.212	-4.238	54.000	-1.451	AV
3	*	5351.650	53.335	55.566	-0.665	54.000	-2.231	AV

Note 1: " * ", means this data is the worst emission level.

Note 2: Measure Level (dBμV/m) = Reading Level (dBμV) + Factor (dB/m).

Note 3: Factor (dB/m) = Cable Loss (dB) + Antenna Factor (dB/m) - Pre_Amplifier Gain (dB).

Site: SIP-AC3	Test Date: 2022-12-21
Limit: FCC_5G_RE(3m)	Engineer: Mero Zhou
Probe: HF907_102861_1-18GHz	Polarity: Vertical
EUT: ACCESS POINT	Power: By PoE
Test Mode: Transmit by 802.11ax-HE40 at 5310MHz	

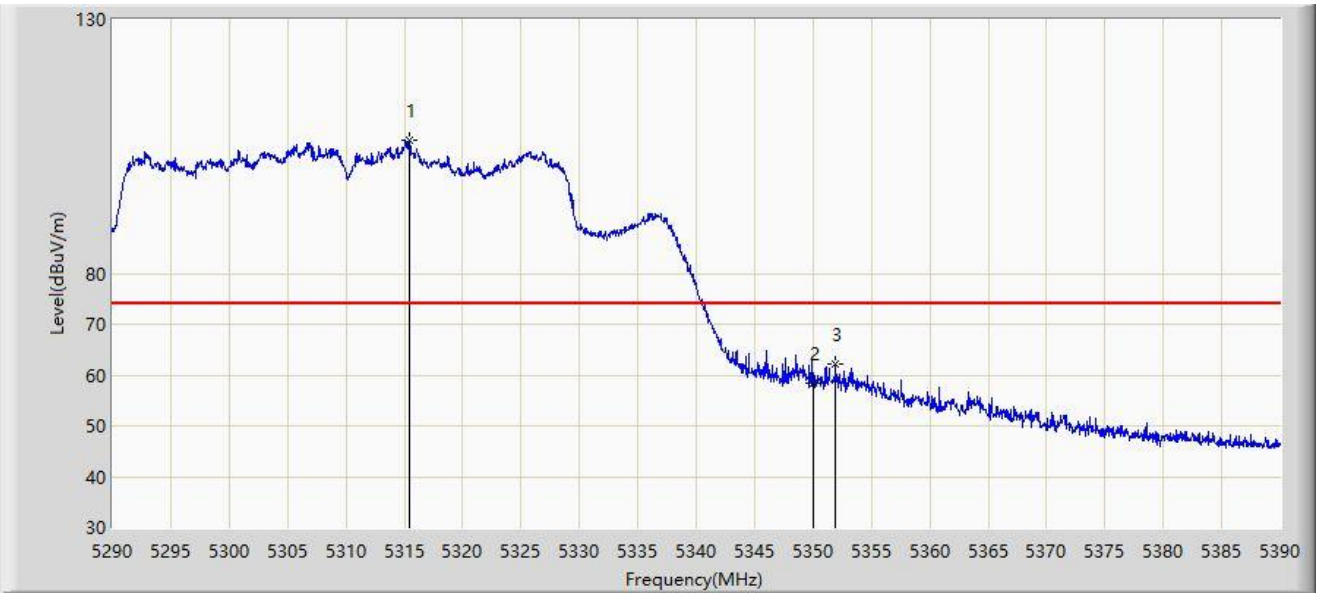

No	Mark	Frequency (MHz)	Measure Level (dBμV/m)	Reading Level (dBμV)	Margin (dB)	Limit (dBμV/m)	Factor (dB/m)	Type
1		5315.400	106.371	62.059	N/A	N/A	44.312	PK
2		5350.000	58.312	59.762	-15.688	74.000	-1.451	PK
3	*	5351.950	62.169	64.491	-11.831	74.000	-2.322	PK

Note 1: " * ", means this data is the worst emission level.

Note 2: Measure Level (dBμV/m) = Reading Level (dBμV) + Factor (dB/m).

Note 3: Factor (dB/m) = Cable Loss (dB) + Antenna Factor (dB/m) - Pre_Amplifier Gain (dB).

Site: SIP-AC3	Test Date: 2022-12-21
Limit: FCC_5G_RE(3m)	Engineer: Mero Zhou
Probe: HF907_102861_1-18GHz	Polarity: Vertical
EUT: ACCESS POINT	Power: By PoE
Test Mode: Transmit by 802.11ax-HE40 at 5310MHz	

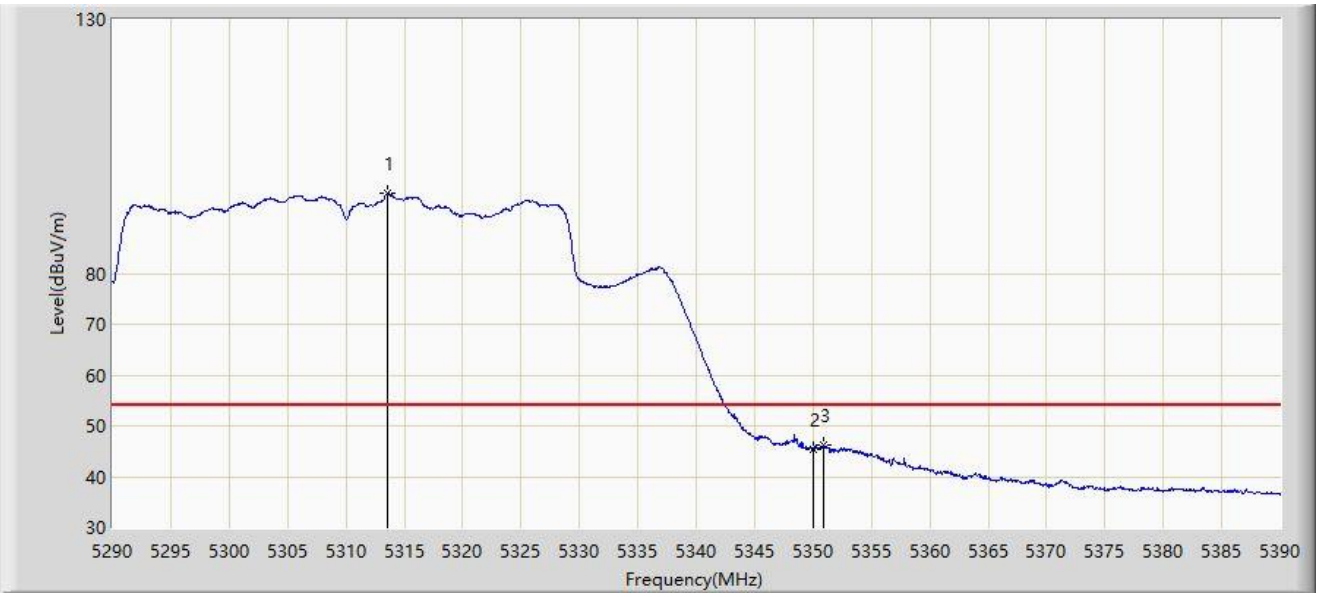

No	Mark	Frequency (MHz)	Measure Level (dBμV/m)	Reading Level (dBμV)	Margin (dB)	Limit (dBμV/m)	Factor (dB/m)	Type
1		5313.600	95.784	49.015	N/A	N/A	46.769	AV
2		5350.000	45.472	46.922	-8.528	54.000	-1.451	AV
3	*	5350.850	46.143	48.031	-7.857	54.000	-1.888	AV

Note 1: " * ", means this data is the worst emission level.

Note 2: Measure Level (dBμV/m) = Reading Level (dBμV) + Factor (dB/m).

Note 3: Factor (dB/m) = Cable Loss (dB) + Antenna Factor (dB/m) - Pre_Amplifier Gain (dB).

Site: SIP-AC3	Test Date: 2022-12-21
Limit: FCC_5G_RE(3m)	Engineer: Mero Zhou
Probe: HF907_102861_1-18GHz	Polarity: Horizontal
EUT: ACCESS POINT	Power: By PoE
Test Mode: Transmit by 802.11ax-HE40 at 5510MHz	

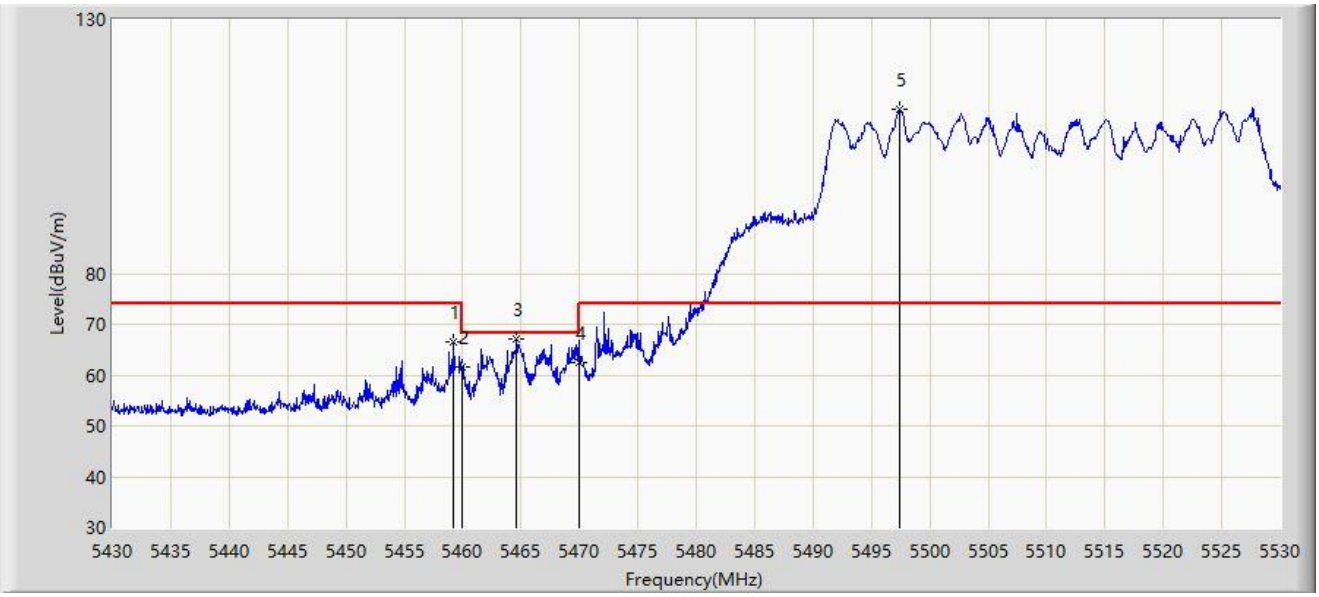

No	Mark	Frequency (MHz)	Measure Level (dBµV/m)	Reading Level (dBµV)	Margin (dB)	Limit (dBµV/m)	Factor (dB/m)	Type
1		5459.250	66.504	70.273	-7.496	74.000	-3.770	PK
2		5460.000	61.720	65.395	-6.480	68.200	-3.675	PK
3	*	5464.600	67.030	70.293	-1.170	68.200	-3.263	PK
4		5470.000	62.590	64.522	-5.610	68.200	-1.932	PK
5		5497.400	112.191	74.655	N/A	N/A	37.535	PK

Note 1: " * ", means this data is the worst emission level.

Note 2: Measure Level (dBµV/m) = Reading Level (dBµV) + Factor (dB/m).

Note 3: Factor (dB/m) = Cable Loss (dB) + Antenna Factor (dB/m) - Pre_Amplifier Gain (dB).

Site: SIP-AC3	Test Date: 2022-12-21
Limit: FCC_5G_RE(3m)	Engineer: Mero Zhou
Probe: HF907_102861_1-18GHz	Polarity: Horizontal
EUT: ACCESS POINT	Power: By PoE
Test Mode: Transmit by 802.11ax-HE40 at 5510MHz	

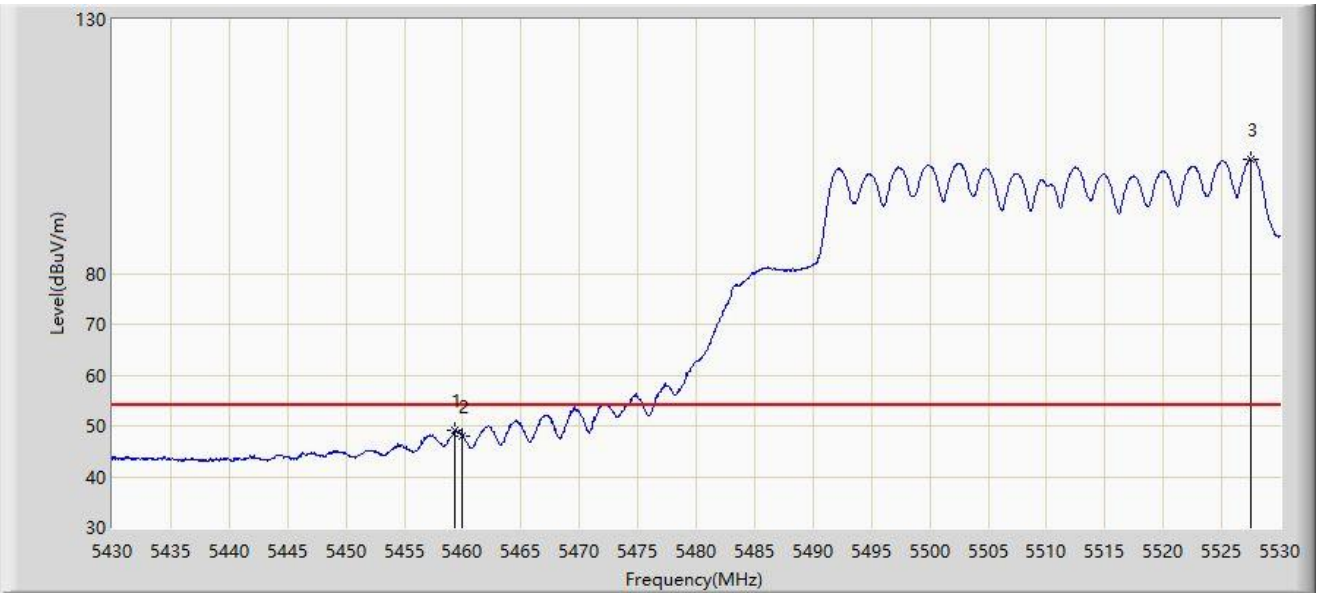

No	Mark	Frequency (MHz)	Measure Level (dBµV/m)	Reading Level (dBµV)	Margin (dB)	Limit (dBµV/m)	Factor (dB/m)	Type
1	*	5459.300	49.116	52.880	-4.884	54.000	-3.763	AV
2		5460.000	47.904	51.579	-6.096	54.000	-3.675	AV
3		5527.550	102.575	59.108	N/A	N/A	43.466	AV

Note 1: " * ", means this data is the worst emission level.

Note 2: Measure Level (dBµV/m) = Reading Level (dBµV) + Factor (dB/m).

Note 3: Factor (dB/m) = Cable Loss (dB) + Antenna Factor (dB/m) - Pre_Amplifier Gain (dB).

Site: SIP-AC3	Test Date: 2022-12-21
Limit: FCC_5G_RE(3m)	Engineer: Mero Zhou
Probe: HF907_102861_1-18GHz	Polarity: Vertical
EUT: ACCESS POINT	Power: By PoE
Test Mode: Transmit by 802.11ax-HE40 at 5510MHz	

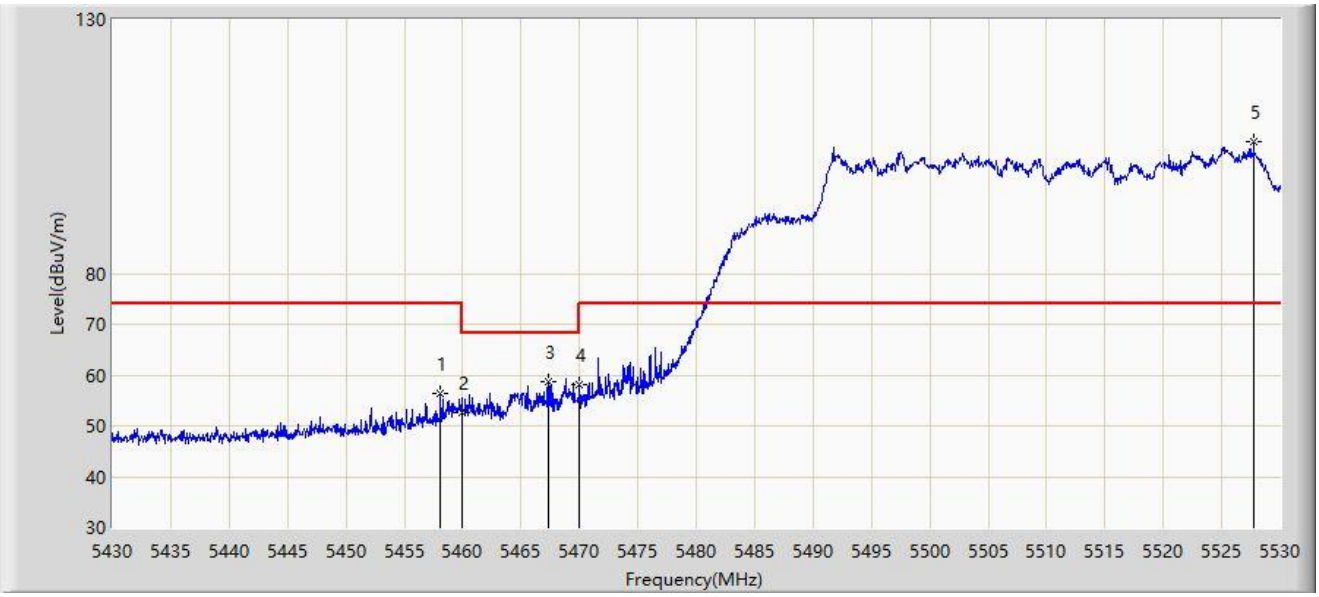

No	Mark	Frequency (MHz)	Measure Level (dBµV/m)	Reading Level (dBµV)	Margin (dB)	Limit (dBµV/m)	Factor (dB/m)	Type
1		5458.100	56.476	60.297	-17.524	74.000	-3.820	PK
2		5460.000	52.633	56.308	-15.567	68.200	-3.675	PK
3	*	5467.400	58.776	61.517	-9.424	68.200	-2.741	PK
4		5470.000	57.975	59.907	-10.225	68.200	-1.932	PK
5		5527.750	105.920	62.029	N/A	N/A	43.891	PK

Note 1: " * ", means this data is the worst emission level.

Note 2: Measure Level (dBµV/m) = Reading Level (dBµV) + Factor (dB/m).

Note 3: Factor (dB/m) = Cable Loss (dB) + Antenna Factor (dB/m) - Pre_Amplifier Gain (dB).

Site: SIP-AC3	Test Date: 2022-12-21
Limit: FCC_5G_RE(3m)	Engineer: Mero Zhou
Probe: HF907_102861_1-18GHz	Polarity: Vertical
EUT: ACCESS POINT	Power: By PoE
Test Mode: Transmit by 802.11ax-HE40 at 5510MHz	

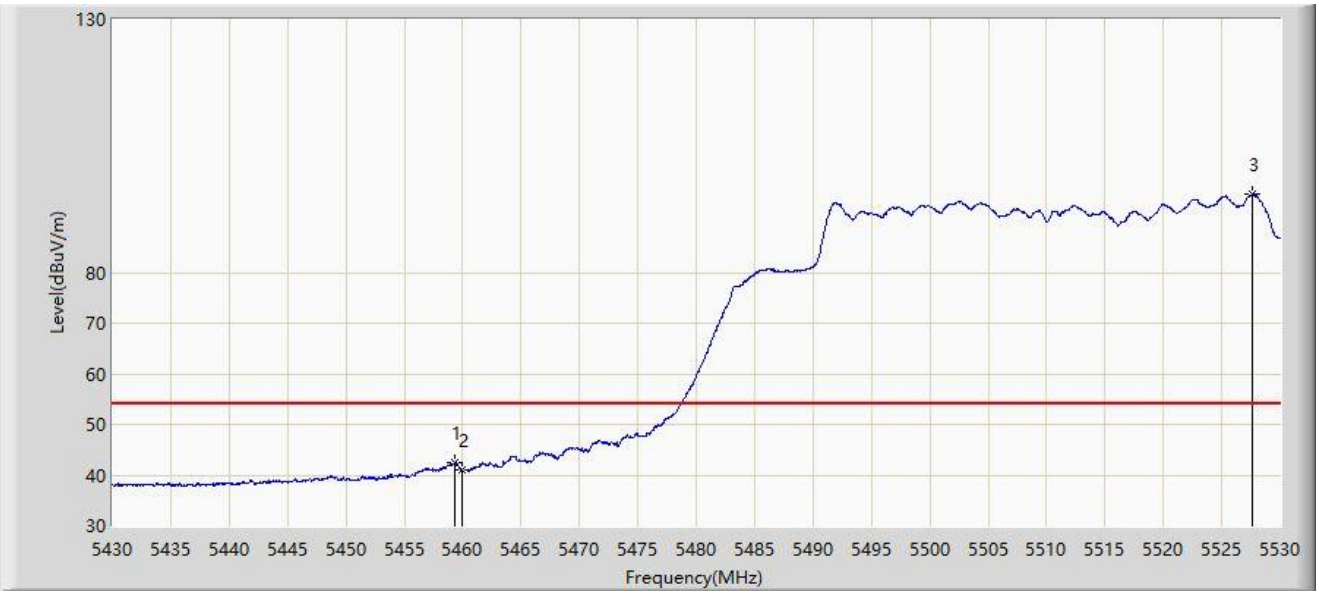

No	Mark	Frequency (MHz)	Measure Level (dBµV/m)	Reading Level (dBµV)	Margin (dB)	Limit (dBµV/m)	Factor (dB/m)	Type
1	*	5459.350	42.340	46.098	-11.660	54.000	-3.758	AV
2		5460.000	41.115	44.790	-12.885	54.000	-3.675	AV
3		5527.600	95.426	51.858	N/A	N/A	43.568	AV

Note 1: " * ", means this data is the worst emission level.

Note 2: Measure Level (dBµV/m) = Reading Level (dBµV) + Factor (dB/m).

Note 3: Factor (dB/m) = Cable Loss (dB) + Antenna Factor (dB/m) - Pre_Amplifier Gain (dB).

Site: SIP-AC3	Test Date: 2022-12-21
Limit: FCC_5G_RE(3m)	Engineer: Mero Zhou
Probe: HF907_102861_1-18GHz	Polarity: Horizontal
EUT: ACCESS POINT	Power: By PoE
Test Mode: Transmit by 802.11ax-HE40 at 5670MHz	

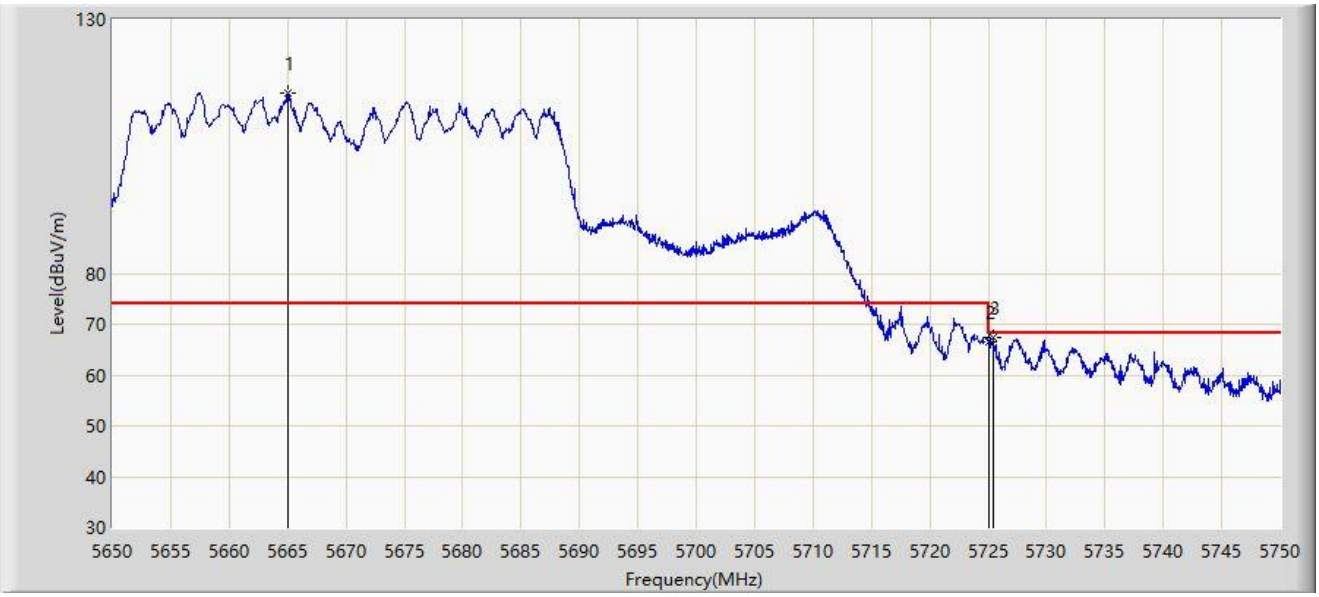

No	Mark	Frequency (MHz)	Measure Level (dBµV/m)	Reading Level (dBµV)	Margin (dB)	Limit (dBµV/m)	Factor (dB/m)	Type
1		5665.050	115.389	73.494	N/A	N/A	41.895	PK
2		5725.000	66.650	68.245	-1.550	68.200	-1.596	PK
3	*	5725.450	67.407	69.248	-0.793	68.200	-1.841	PK

Note 1: " * ", means this data is the worst emission level.

Note 2: Measure Level (dBµV/m) = Reading Level (dBµV) + Factor (dB/m).

Note 3: Factor (dB/m) = Cable Loss (dB) + Antenna Factor (dB/m) - Pre_Amplifier Gain (dB).

Site: SIP-AC3	Test Date: 2022-12-21
Limit: FCC_5G_RE(3m)	Engineer: Mero Zhou
Probe: HF907_102861_1-18GHz	Polarity: Vertical
EUT: ACCESS POINT	Power: By PoE
Test Mode: Transmit by 802.11ax-HE40 at 5670MHz	

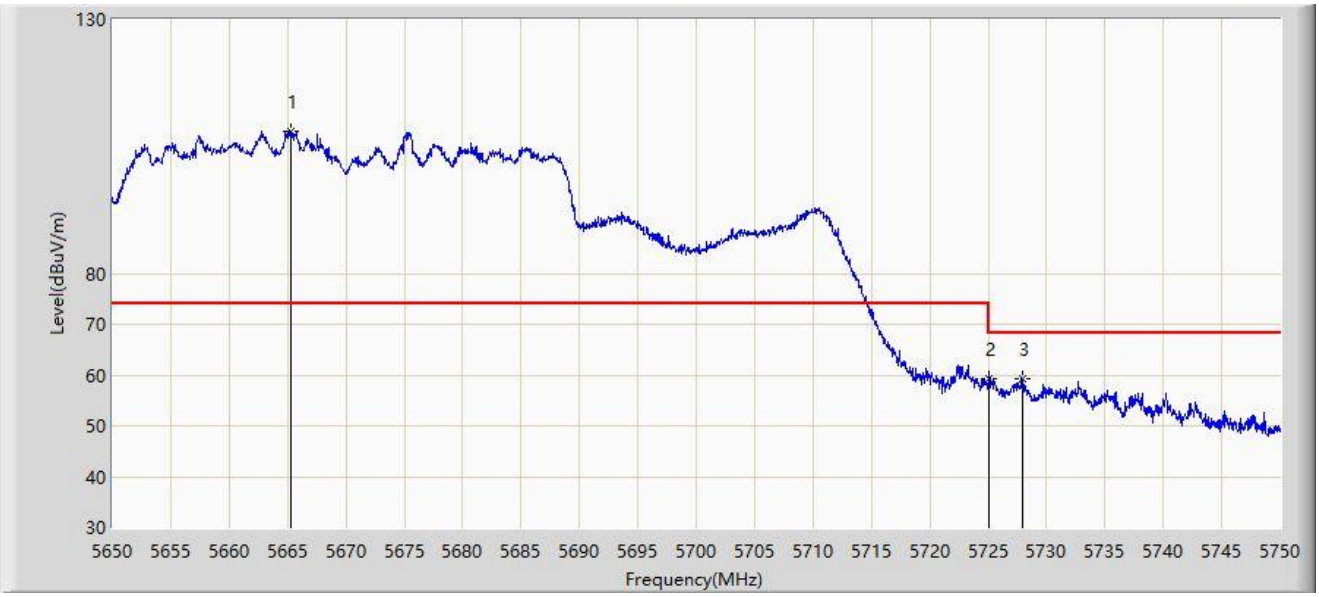

No	Mark	Frequency (MHz)	Measure Level (dBμV/m)	Reading Level (dBμV)	Margin (dB)	Limit (dBμV/m)	Factor (dB/m)	Type
1		5665.250	108.039	65.860	N/A	N/A	42.178	PK
2		5725.000	59.134	60.729	-9.066	68.200	-1.596	PK
3	*	5727.900	59.340	62.191	-8.860	68.200	-2.851	PK

Note 1: " * ", means this data is the worst emission level.

Note 2: Measure Level (dBμV/m) = Reading Level (dBμV) + Factor (dB/m).

Note 3: Factor (dB/m) = Cable Loss (dB) + Antenna Factor (dB/m) - Pre_Amplifier Gain (dB).

Site: SIP-AC3	Test Date: 2022-12-22
Limit: FCC_5.8G_RE(3m)	Engineer: Mero Zhou
Probe: HF907_102861_1-18GHz	Polarity: Horizontal
EUT: ACCESS POINT	Power: By PoE
Test Mode: Transmit by 802.11ax-HE40 at 5755MHz	

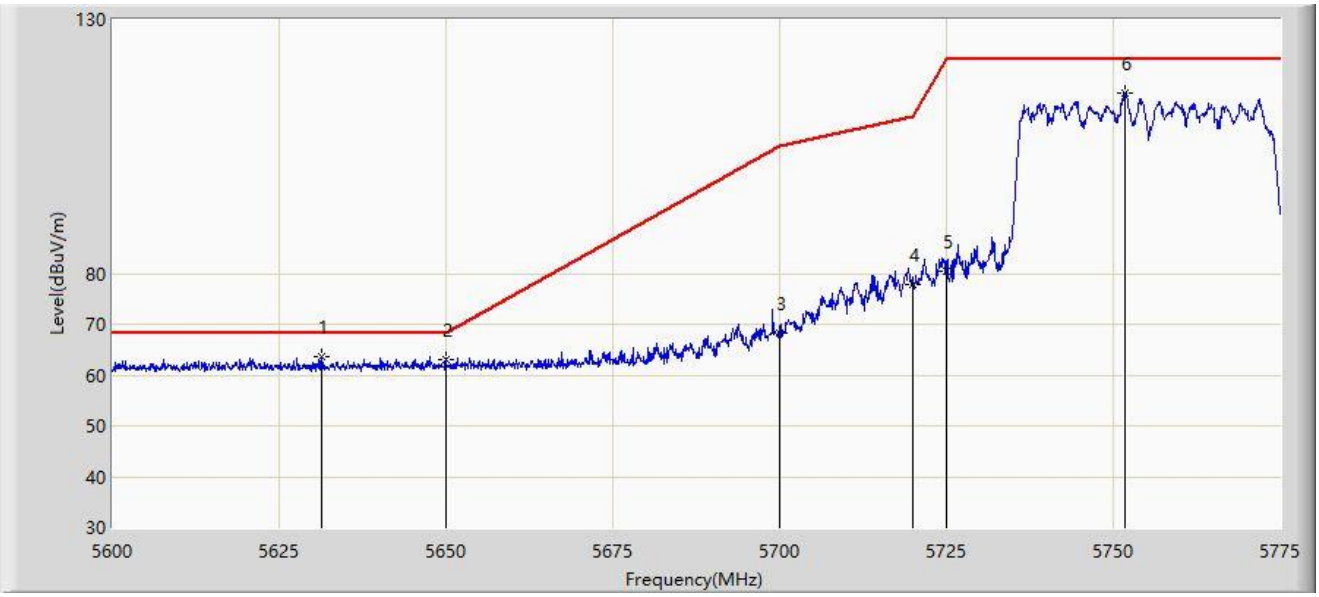

No	Mark	Frequency (MHz)	Measure Level (dBµV/m)	Reading Level (dBµV)	Margin (dB)	Limit (dBµV/m)	Factor (dB/m)	Type
1	*	5631.413	63.670	71.750	-4.530	68.200	-8.080	PK
2		5650.000	62.959	71.064	-5.241	68.200	-8.105	PK
3		5700.000	68.238	76.133	-36.962	105.200	-7.895	PK
4		5720.000	77.954	85.949	-32.846	110.800	-7.996	PK
5		5725.000	80.465	88.446	-41.735	122.200	-7.982	PK
6		5751.812	115.402	123.503	N/A	N/A	-8.101	PK

Note 1: " * ", means this data is the worst emission level.

Note 2: Measure Level (dBµV/m) = Reading Level (dBµV) + Factor (dB/m).

Note 3: Factor (dB/m) = Cable Loss (dB) + Antenna Factor (dB/m) - Pre_Amplifier Gain (dB).

Site: SIP-AC3	Test Date: 2022-12-22
Limit: FCC_5.8G_RE(3m)	Engineer: Mero Zhou
Probe: HF907_102861_1-18GHz	Polarity: Vertical
EUT: ACCESS POINT	Power: By PoE
Test Mode: Transmit by 802.11ax-HE40 at 5755MHz	

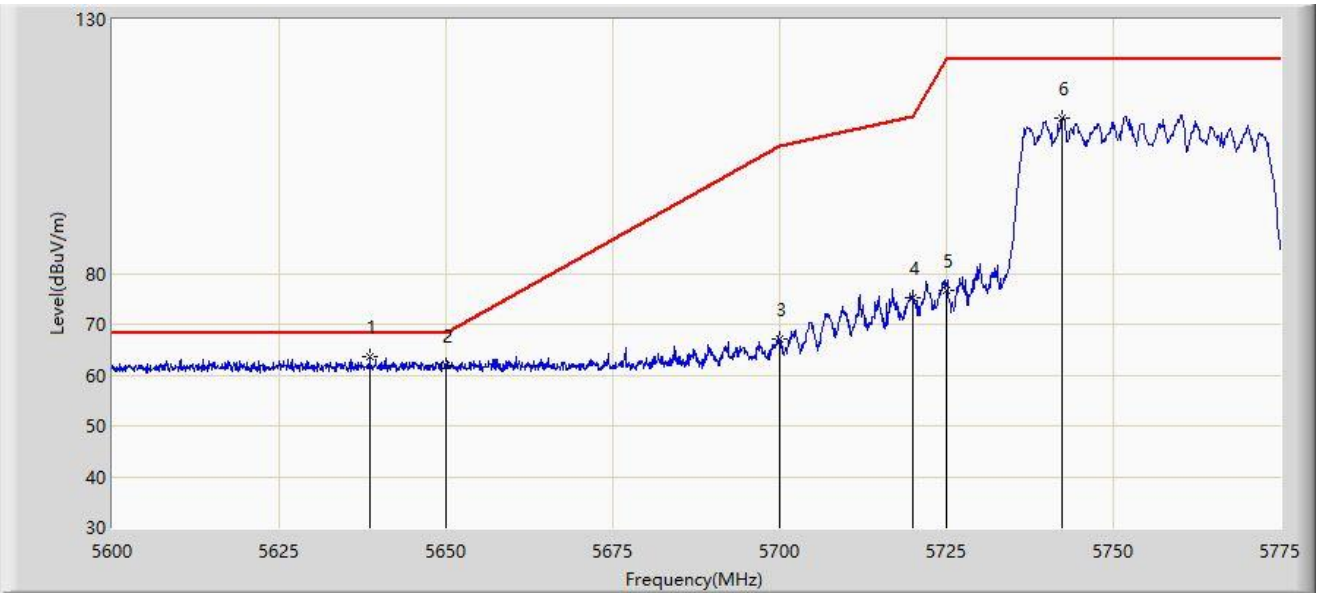

No	Mark	Frequency (MHz)	Measure Level (dBµV/m)	Reading Level (dBµV)	Margin (dB)	Limit (dBµV/m)	Factor (dB/m)	Type
1	*	5638.587	63.733	71.840	-4.467	68.200	-8.108	PK
2		5650.000	61.956	70.061	-6.244	68.200	-8.105	PK
3		5700.000	67.019	74.914	-38.181	105.200	-7.895	PK
4		5720.000	75.310	83.305	-35.490	110.800	-7.996	PK
5		5725.000	76.563	84.544	-45.637	122.200	-7.982	PK
6		5742.275	110.687	118.707	N/A	N/A	-8.020	PK

Note 1: " * ", means this data is the worst emission level.

Note 2: Measure Level (dBµV/m) = Reading Level (dBµV) + Factor (dB/m).

Note 3: Factor (dB/m) = Cable Loss (dB) + Antenna Factor (dB/m) - Pre_Amplifier Gain (dB).

Site: SIP-AC3	Test Date: 2022-12-22
Limit: FCC_5.8G_RE(3m)	Engineer: Mero Zhou
Probe: HF907_102861_1-18GHz	Polarity: Horizontal
EUT: ACCESS POINT	Power: By PoE
Test Mode: Transmit by 802.11ax-HE40 at 5795MHz	

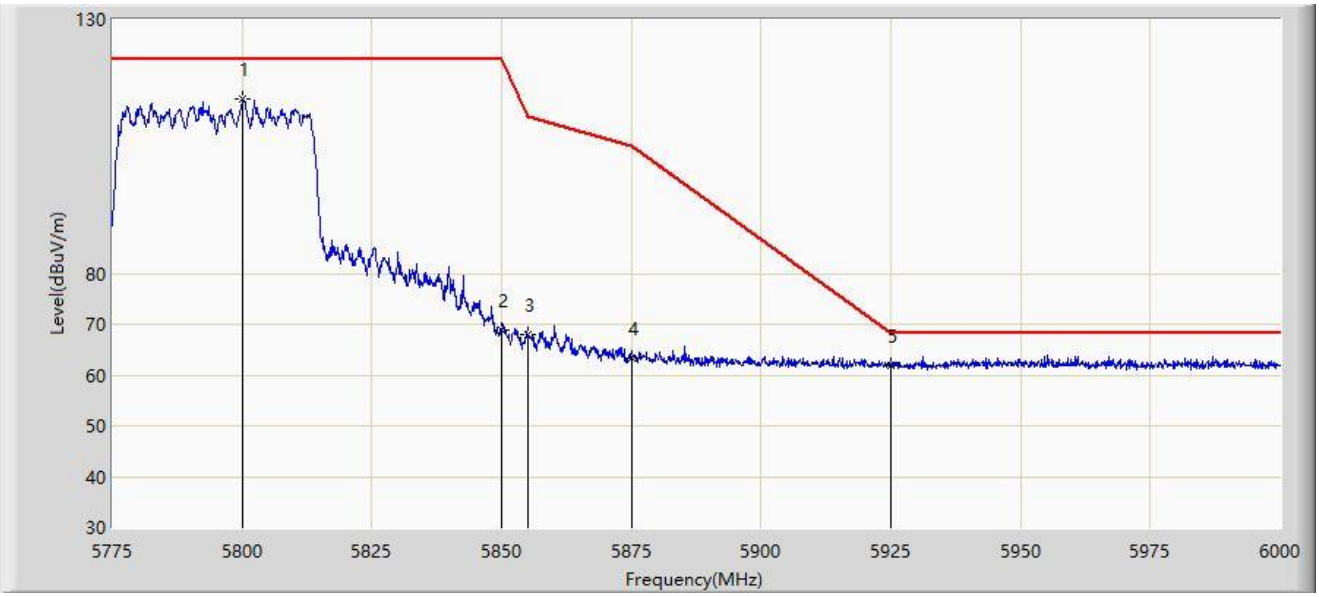

No	Mark	Frequency (MHz)	Measure Level (dBμV/m)	Reading Level (dBμV)	Margin (dB)	Limit (dBμV/m)	Factor (dB/m)	Type
1		5800.200	114.437	122.253	N/A	N/A	-7.815	PK
2		5850.000	68.935	76.822	-53.265	122.200	-7.887	PK
3		5855.000	67.830	75.728	-42.970	110.800	-7.898	PK
4		5875.000	63.442	71.353	-41.758	105.200	-7.911	PK
5	*	5925.000	61.775	69.812	-6.425	68.200	-8.038	PK

Note 1: " * ", means this data is the worst emission level.

Note 2: Measure Level (dBμV/m) = Reading Level (dBμV) + Factor (dB/m).

Note 3: Factor (dB/m) = Cable Loss (dB) + Antenna Factor (dB/m) - Pre_Amplifier Gain (dB).

Site: SIP-AC3	Test Date: 2022-12-22
Limit: FCC_5.8G_RE(3m)	Engineer: Mero Zhou
Probe: HF907_102861_1-18GHz	Polarity: Vertical
EUT: ACCESS POINT	Power: By PoE
Test Mode: Transmit by 802.11ax-HE40 at 5795MHz	

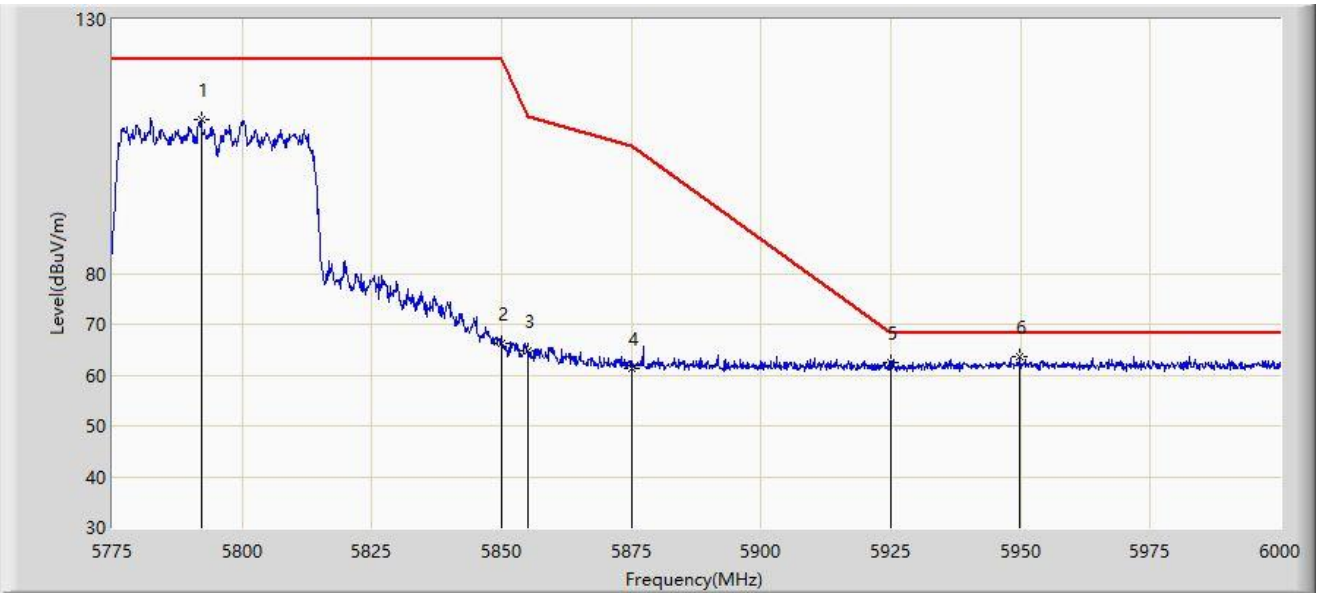

No	Mark	Frequency (MHz)	Measure Level (dBμV/m)	Reading Level (dBμV)	Margin (dB)	Limit (dBμV/m)	Factor (dB/m)	Type
1		5792.100	110.354	118.173	N/A	N/A	-7.819	PK
2		5850.000	66.222	74.109	-55.978	122.200	-7.887	PK
3		5855.000	64.830	72.728	-45.970	110.800	-7.898	PK
4		5875.000	61.189	69.100	-44.011	105.200	-7.911	PK
5		5925.000	62.420	70.457	-5.780	68.200	-8.038	PK
6	*	5949.937	63.700	71.439	-4.500	68.200	-7.739	PK

Note 1: " * ", means this data is the worst emission level.

Note 2: Measure Level (dBμV/m) = Reading Level (dBμV) + Factor (dB/m).

Note 3: Factor (dB/m) = Cable Loss (dB) + Antenna Factor (dB/m) - Pre_Amplifier Gain (dB).

Site: SIP-AC3	Test Date: 2022-12-21
Limit: FCC_5G_RE(3m)	Engineer: Mero Zhou
Probe: HF907_102861_1-18GHz	Polarity: Horizontal
EUT: ACCESS POINT	Power: By PoE
Test Mode: Transmit by 802.11ax-HE80 at 5210MHz	

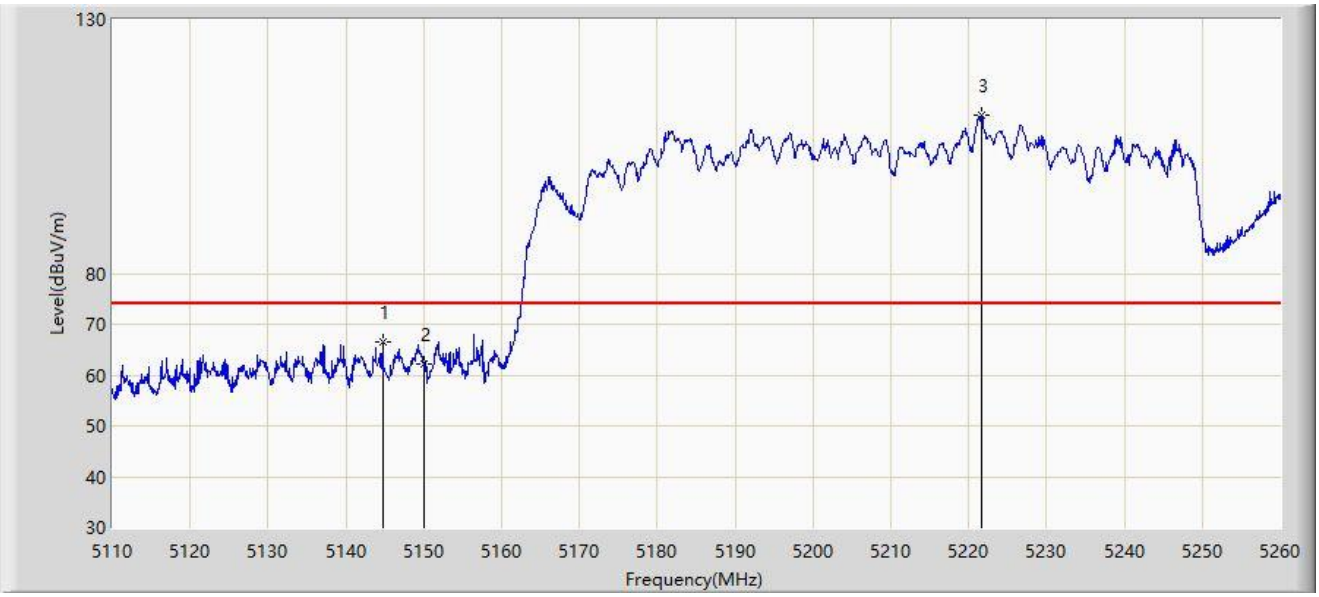

No	Mark	Frequency (MHz)	Measure Level (dBµV/m)	Reading Level (dBµV)	Margin (dB)	Limit (dBµV/m)	Factor (dB/m)	Type
1	*	5144.725	66.607	70.485	-7.393	74.000	-3.878	PK
2		5150.000	62.292	65.317	-11.708	74.000	-3.026	PK
3		5221.600	111.030	69.194	N/A	N/A	41.836	PK

Note 1: " * ", means this data is the worst emission level.

Note 2: Measure Level (dBµV/m) = Reading Level (dBµV) + Factor (dB/m).

Note 3: Factor (dB/m) = Cable Loss (dB) + Antenna Factor (dB/m) - Pre_Amplifier Gain (dB).

Site: SIP-AC3	Test Date: 2022-12-21
Limit: FCC_5G_RE(3m)	Engineer: Mero Zhou
Probe: HF907_102861_1-18GHz	Polarity: Horizontal
EUT: ACCESS POINT	Power: By PoE
Test Mode: Transmit by 802.11ax-HE80 at 5210MHz	

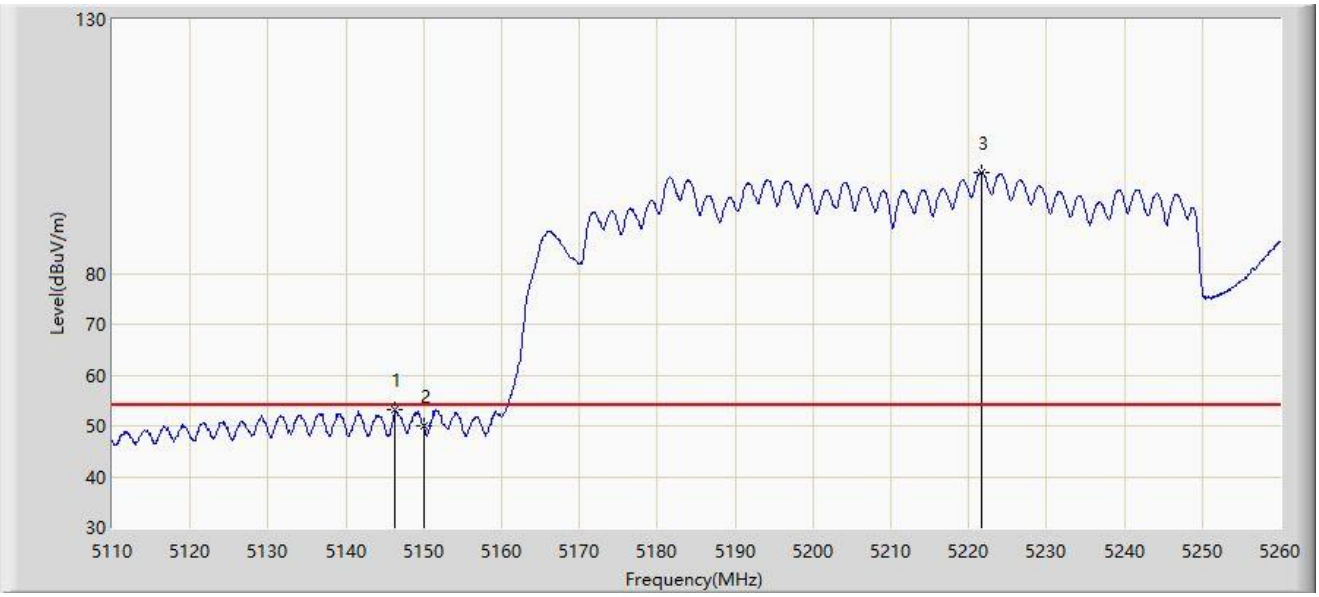

No	Mark	Frequency (MHz)	Measure Level (dBµV/m)	Reading Level (dBµV)	Margin (dB)	Limit (dBµV/m)	Factor (dB/m)	Type
1	*	5146.225	53.126	56.831	-0.874	54.000	-3.705	AV
2		5150.000	50.124	53.149	-3.876	54.000	-3.026	AV
3		5221.675	99.883	58.146	N/A	N/A	41.737	AV

Note 1: " * ", means this data is the worst emission level.

Note 2: Measure Level (dBµV/m) = Reading Level (dBµV) + Factor (dB/m).

Note 3: Factor (dB/m) = Cable Loss (dB) + Antenna Factor (dB/m) - Pre_Amplifier Gain (dB).

Site: SIP-AC3	Test Date: 2022-12-21
Limit: FCC_5G_RE(3m)	Engineer: Mero Zhou
Probe: HF907_102861_1-18GHz	Polarity: Vertical
EUT: ACCESS POINT	Power: By PoE
Test Mode: Transmit by 802.11ax-HE80 at 5210MHz	

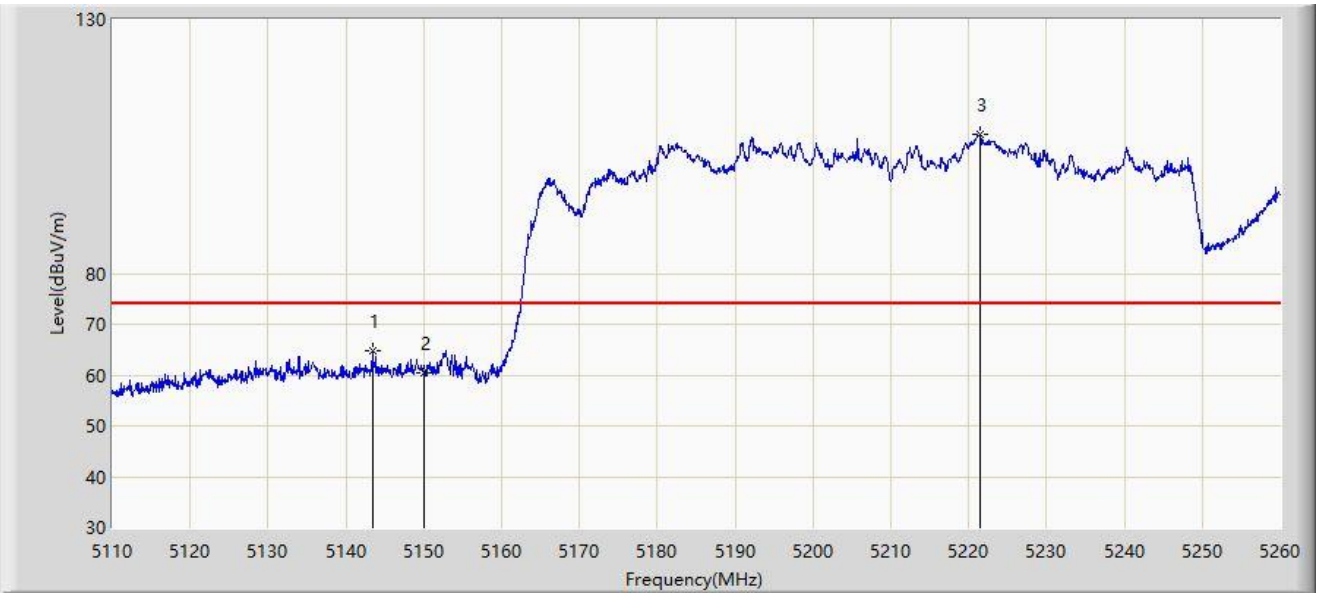

No	Mark	Frequency (MHz)	Measure Level (dBµV/m)	Reading Level (dBµV)	Margin (dB)	Limit (dBµV/m)	Factor (dB/m)	Type
1	*	5143.375	64.894	68.881	-9.106	74.000	-3.988	PK
2		5150.000	60.292	63.317	-13.708	74.000	-3.026	PK
3		5221.375	107.281	65.146	N/A	N/A	42.135	PK

Note 1: " * ", means this data is the worst emission level.

Note 2: Measure Level (dBµV/m) = Reading Level (dBµV) + Factor (dB/m).

Note 3: Factor (dB/m) = Cable Loss (dB) + Antenna Factor (dB/m) - Pre_Amplifier Gain (dB).

Site: SIP-AC3	Test Date: 2022-12-21
Limit: FCC_5G_RE(3m)	Engineer: Mero Zhou
Probe: HF907_102861_1-18GHz	Polarity: Vertical
EUT: ACCESS POINT	Power: By PoE
Test Mode: Transmit by 802.11ax-HE80 at 5210MHz	

No	Mark	Frequency (MHz)	Measure Level (dBμV/m)	Reading Level (dBμV)	Margin (dB)	Limit (dBμV/m)	Factor (dB/m)	Type
1	*	5148.250	47.581	50.958	-6.419	54.000	-3.377	AV
2		5150.000	46.810	49.835	-7.190	54.000	-3.026	AV
3		5221.000	93.362	50.728	N/A	N/A	42.633	AV

Note 1: " * ", means this data is the worst emission level.

Note 2: Measure Level (dBμV/m) = Reading Level (dBμV) + Factor (dB/m).

Note 3: Factor (dB/m) = Cable Loss (dB) + Antenna Factor (dB/m) - Pre_Amplifier Gain (dB).

Site: SIP-AC3	Test Date: 2022-12-21
Limit: FCC_5G_RE(3m)	Engineer: Mero Zhou
Probe: HF907_102861_1-18GHz	Polarity: Horizontal
EUT: ACCESS POINT	Power: By PoE
Test Mode: Transmit by 802.11ax-HE80 at 5290MHz	

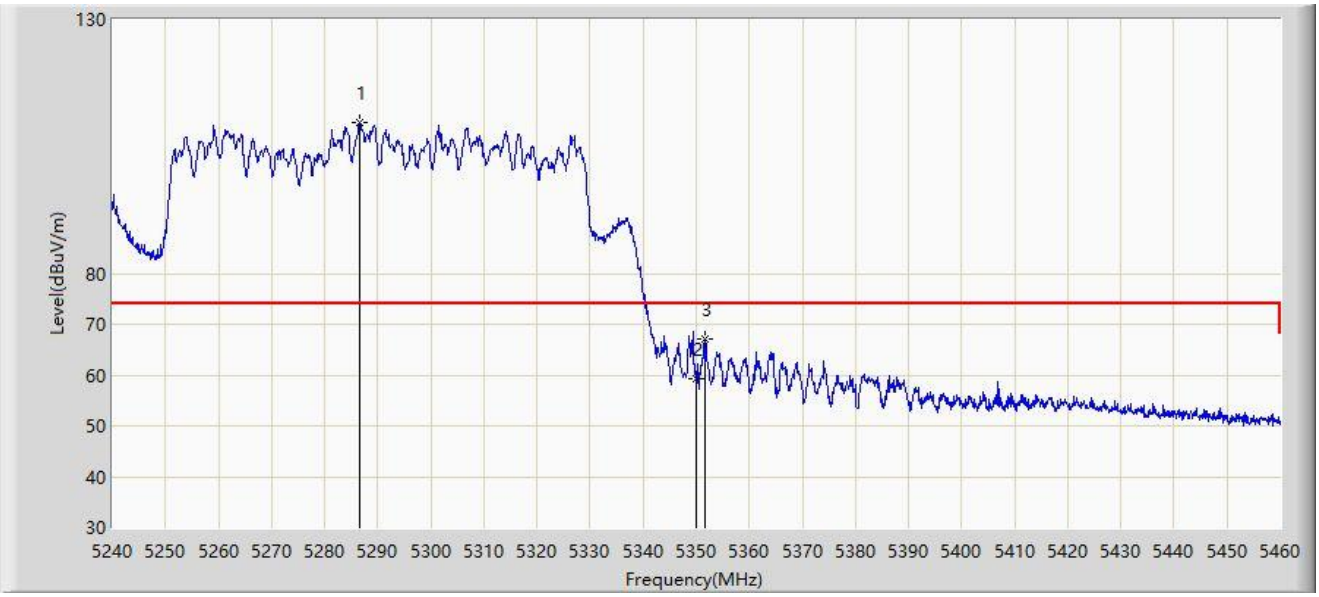

No	Mark	Frequency (MHz)	Measure Level (dBμV/m)	Reading Level (dBμV)	Margin (dB)	Limit (dBμV/m)	Factor (dB/m)	Type
1		5286.530	109.719	68.732	N/A	N/A	40.988	PK
2		5350.000	59.225	60.675	-14.775	74.000	-1.451	PK
3	*	5351.650	67.189	69.420	-6.811	74.000	-2.231	PK

Note 1: " * ", means this data is the worst emission level.

Note 2: Measure Level (dBμV/m) = Reading Level (dBμV) + Factor (dB/m).

Note 3: Factor (dB/m) = Cable Loss (dB) + Antenna Factor (dB/m) - Pre_Amplifier Gain (dB).

Site: SIP-AC3	Test Date: 2022-12-21
Limit: FCC_5G_RE(3m)	Engineer: Mero Zhou
Probe: HF907_102861_1-18GHz	Polarity: Horizontal
EUT: ACCESS POINT	Power: By PoE
Test Mode: Transmit by 802.11ax-HE80 at 5290MHz	

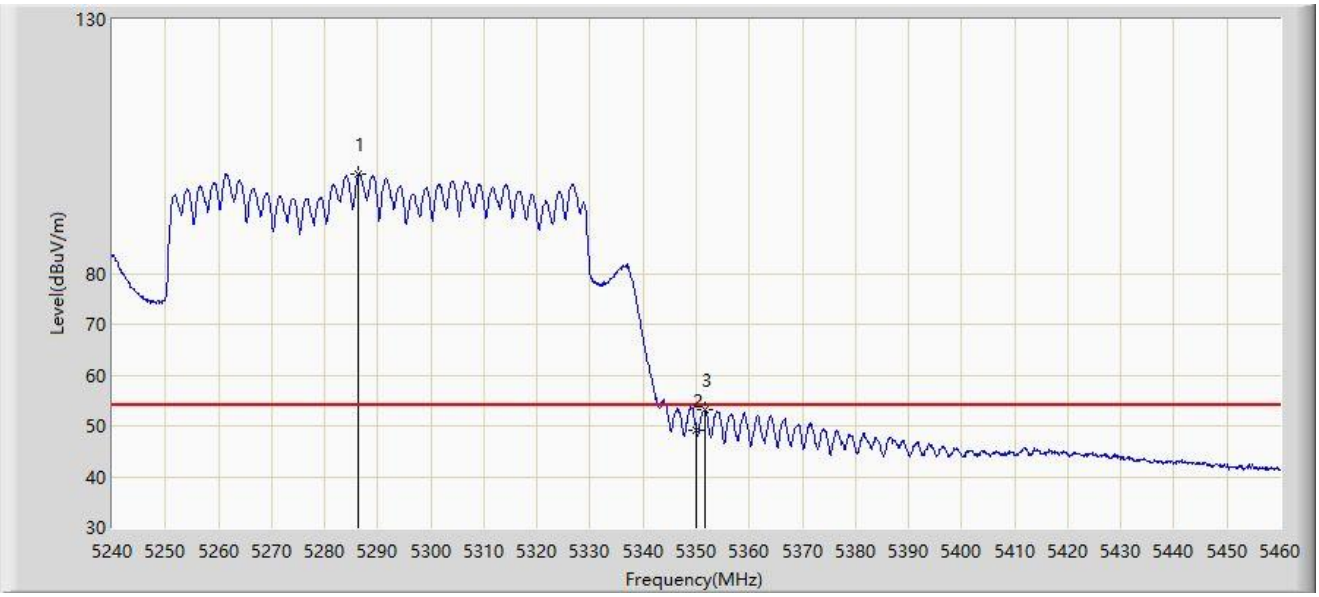

No	Mark	Frequency (MHz)	Measure Level (dBµV/m)	Reading Level (dBµV)	Margin (dB)	Limit (dBµV/m)	Factor (dB/m)	Type
1		5286.420	99.428	58.332	N/A	N/A	41.097	AV
2		5350.000	49.000	50.450	-5.000	54.000	-1.451	AV
3	*	5351.650	53.199	55.430	-0.801	54.000	-2.231	AV

Note 1: " * ", means this data is the worst emission level.

Note 2: Measure Level (dBµV/m) = Reading Level (dBµV) + Factor (dB/m).

Note 3: Factor (dB/m) = Cable Loss (dB) + Antenna Factor (dB/m) - Pre_Amplifier Gain (dB).

Site: SIP-AC3	Test Date: 2022-12-21
Limit: FCC_5G_RE(3m)	Engineer: Mero Zhou
Probe: HF907_102861_1-18GHz	Polarity: Vertical
EUT: ACCESS POINT	Power: By PoE
Test Mode: Transmit by 802.11ax-HE80 at 5290MHz	

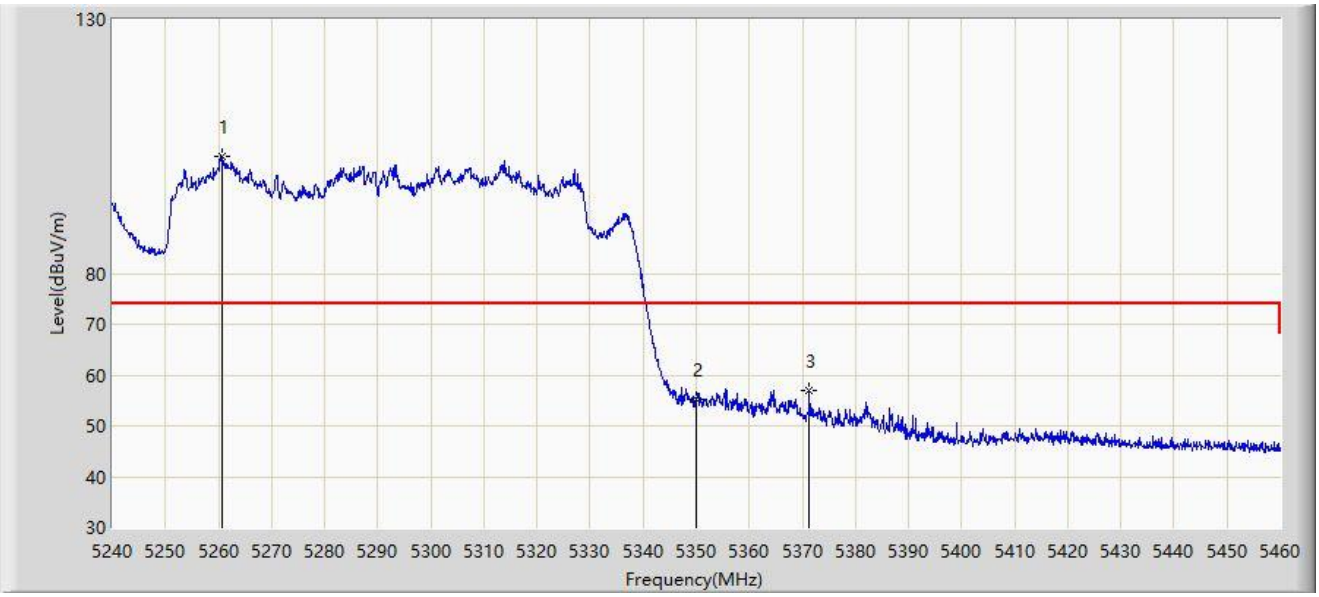

No	Mark	Frequency (MHz)	Measure Level (dBμV/m)	Reading Level (dBμV)	Margin (dB)	Limit (dBμV/m)	Factor (dB/m)	Type
1		5260.680	103.116	56.665	N/A	N/A	46.452	PK
2		5350.000	55.360	56.810	-18.640	74.000	-1.451	PK
3	*	5371.340	56.986	61.986	-17.014	74.000	-5.000	PK

Note 1: " * ", means this data is the worst emission level.

Note 2: Measure Level (dBμV/m) = Reading Level (dBμV) + Factor (dB/m).

Note 3: Factor (dB/m) = Cable Loss (dB) + Antenna Factor (dB/m) - Pre_Amplifier Gain (dB).

Site: SIP-AC3	Test Date: 2022-12-21
Limit: FCC_5G_RE(3m)	Engineer: Mero Zhou
Probe: HF907_102861_1-18GHz	Polarity: Vertical
EUT: ACCESS POINT	Power: By PoE
Test Mode: Transmit by 802.11ax-HE80 at 5290MHz	

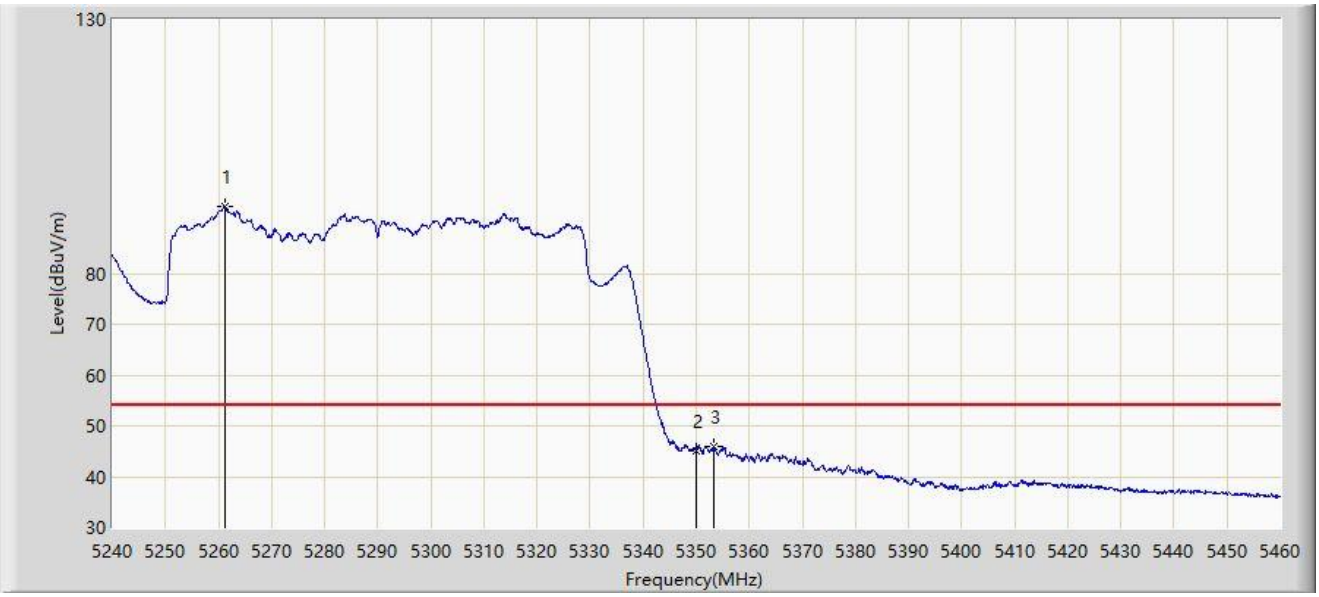

No	Mark	Frequency (MHz)	Measure Level (dBμV/m)	Reading Level (dBμV)	Margin (dB)	Limit (dBμV/m)	Factor (dB/m)	Type
1		5261.120	93.270	47.288	N/A	N/A	45.983	AV
2		5350.000	44.946	46.396	-9.054	54.000	-1.451	AV
3	*	5353.300	46.067	48.857	-7.933	54.000	-2.789	AV

Note 1: " * ", means this data is the worst emission level.

Note 2: Measure Level (dBμV/m) = Reading Level (dBμV) + Factor (dB/m).

Note 3: Factor (dB/m) = Cable Loss (dB) + Antenna Factor (dB/m) - Pre_Amplifier Gain (dB).

Site: SIP-AC3	Test Date: 2022-12-21
Limit: FCC_5G_RE(3m)	Engineer: Mero Zhou
Probe: HF907_102861_1-18GHz	Polarity: Horizontal
EUT: ACCESS POINT	Power: By PoE
Test Mode: Transmit by 802.11ax-HE80 at 5530MHz	

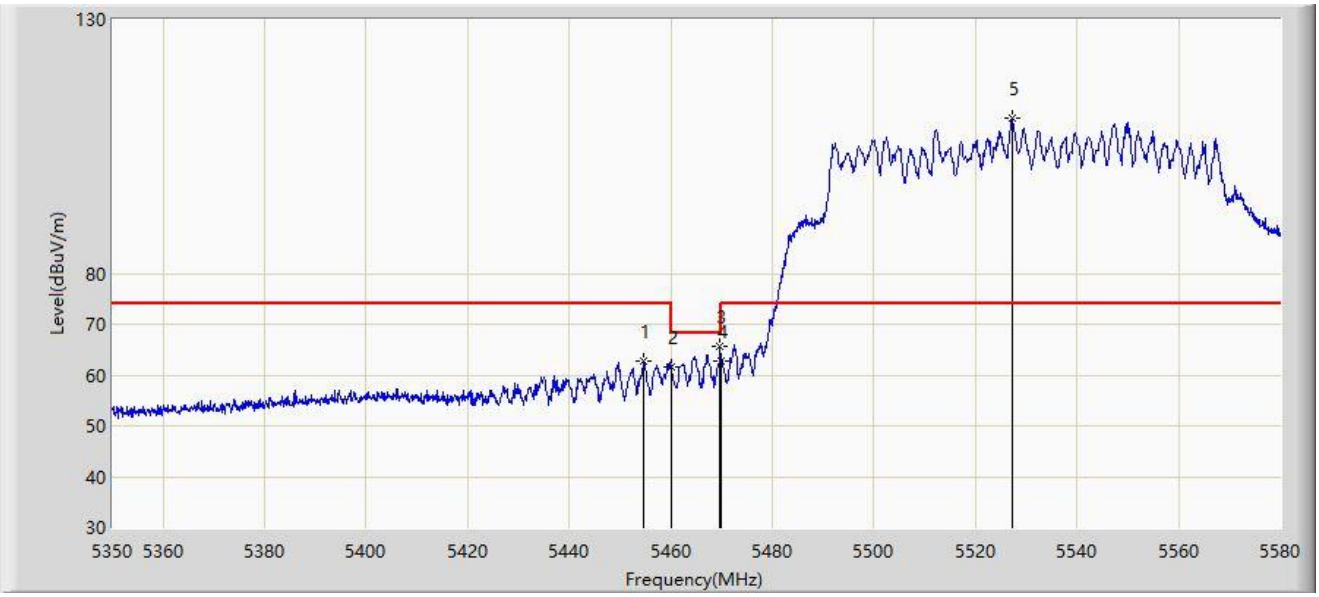

No	Mark	Frequency (MHz)	Measure Level (dBµV/m)	Reading Level (dBµV)	Margin (dB)	Limit (dBµV/m)	Factor (dB/m)	Type
1		5454.650	62.888	66.935	-11.112	74.000	-4.048	PK
2		5460.000	61.593	65.268	-6.607	68.200	-3.675	PK
3	*	5469.715	65.620	67.650	-2.580	68.200	-2.031	PK
4		5470.000	62.883	64.815	-5.317	68.200	-1.932	PK
5		5527.215	110.591	67.800	N/A	N/A	42.791	PK

Note 1: " * ", means this data is the worst emission level.

Note 2: Measure Level (dBµV/m) = Reading Level (dBµV) + Factor (dB/m).

Note 3: Factor (dB/m) = Cable Loss (dB) + Antenna Factor (dB/m) - Pre_Amplifier Gain (dB).

Site: SIP-AC3	Test Date: 2022-12-21
Limit: FCC_5G_RE(3m)	Engineer: Mero Zhou
Probe: HF907_102861_1-18GHz	Polarity: Horizontal
EUT: ACCESS POINT	Power: By PoE
Test Mode: Transmit by 802.11ax-HE80 at 5530MHz	

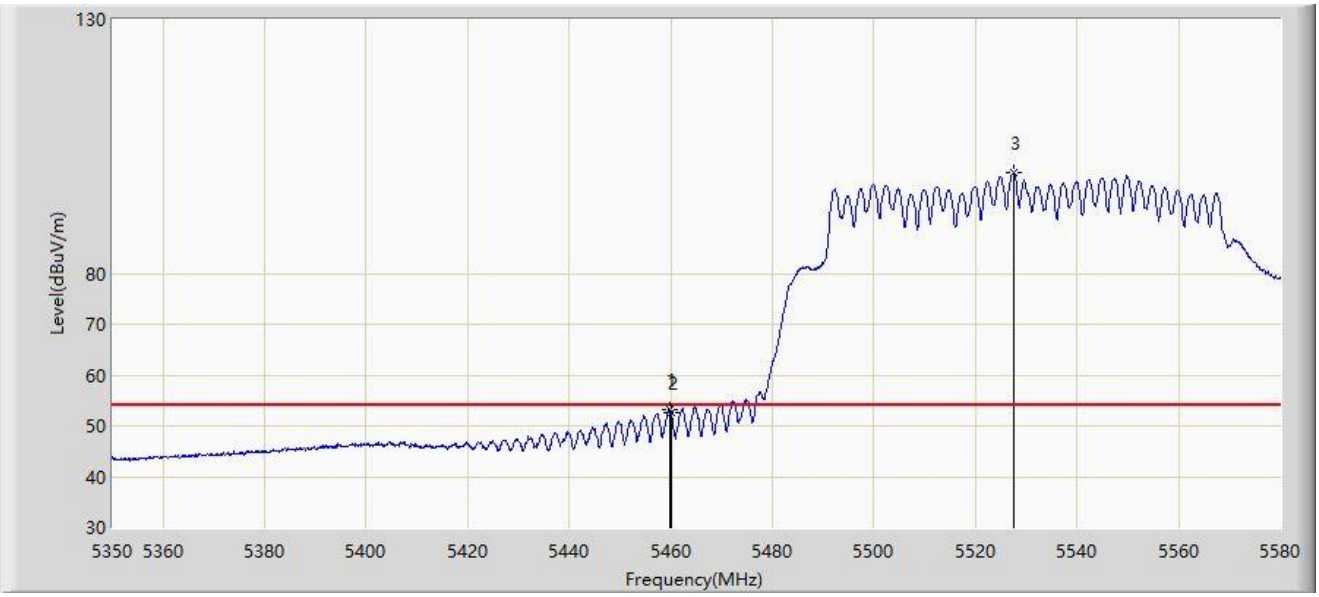

No	Mark	Frequency (MHz)	Measure Level (dBµV/m)	Reading Level (dBµV)	Margin (dB)	Limit (dBµV/m)	Factor (dB/m)	Type
1	*	5459.710	53.113	56.829	-0.887	54.000	-3.716	AV
2		5460.000	52.468	56.143	-1.532	54.000	-3.675	AV
3		5527.560	99.756	56.269	N/A	N/A	43.486	AV

Note 1: " * ", means this data is the worst emission level.

Note 2: Measure Level (dBµV/m) = Reading Level (dBµV) + Factor (dB/m).

Note 3: Factor (dB/m) = Cable Loss (dB) + Antenna Factor (dB/m) - Pre_Amplifier Gain (dB).

Site: SIP-AC3	Test Date: 2022-12-21
Limit: FCC_5G_RE(3m)	Engineer: Mero Zhou
Probe: HF907_102861_1-18GHz	Polarity: Vertical
EUT: ACCESS POINT	Power: By PoE
Test Mode: Transmit by 802.11ax-HE80 at 5530MHz	

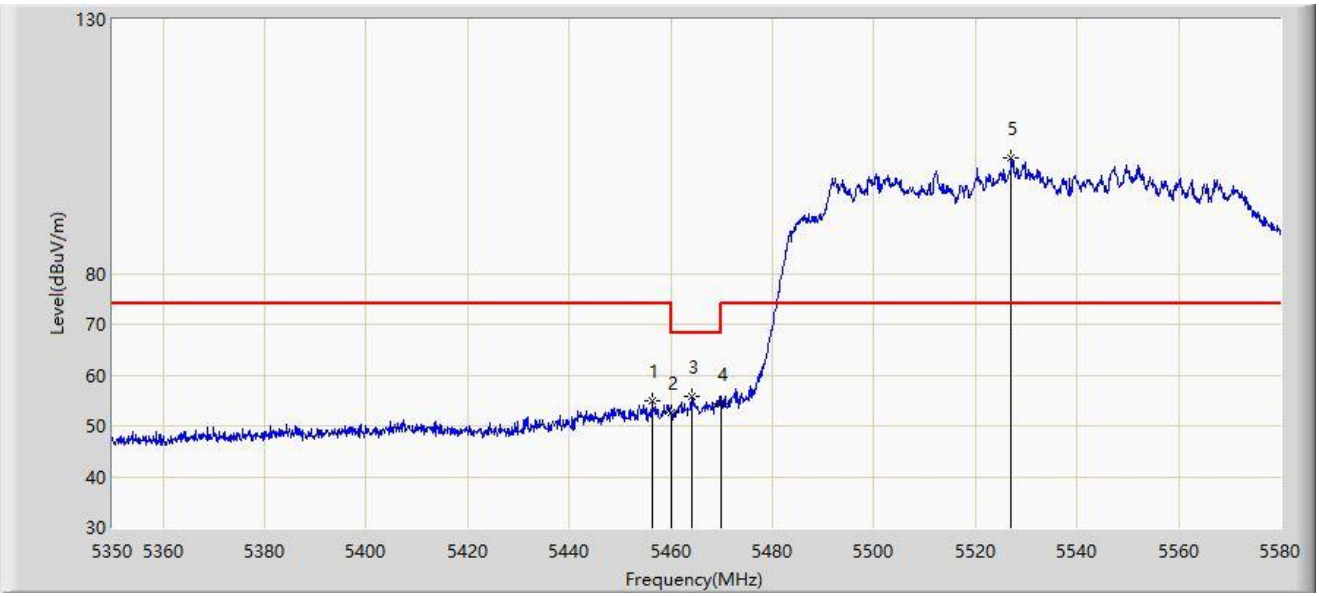

No	Mark	Frequency (MHz)	Measure Level (dBµV/m)	Reading Level (dBµV)	Margin (dB)	Limit (dBµV/m)	Factor (dB/m)	Type
1		5456.260	54.816	58.806	-19.184	74.000	-3.990	PK
2		5460.000	52.632	56.307	-15.568	68.200	-3.675	PK
3	*	5464.080	55.740	59.079	-12.460	68.200	-3.339	PK
4		5470.000	54.332	56.264	-13.868	68.200	-1.932	PK
5		5526.985	102.686	60.323	N/A	N/A	42.363	PK

Note 1: " * ", means this data is the worst emission level.

Note 2: Measure Level (dBµV/m) = Reading Level (dBµV) + Factor (dB/m).

Note 3: Factor (dB/m) = Cable Loss (dB) + Antenna Factor (dB/m) - Pre_Amplifier Gain (dB).

Site: SIP-AC3	Test Date: 2022-12-21
Limit: FCC_5G_RE(3m)	Engineer: Mero Zhou
Probe: HF907_102861_1-18GHz	Polarity: Vertical
EUT: ACCESS POINT	Power: By PoE
Test Mode: Transmit by 802.11ax-HE80 at 5530MHz	

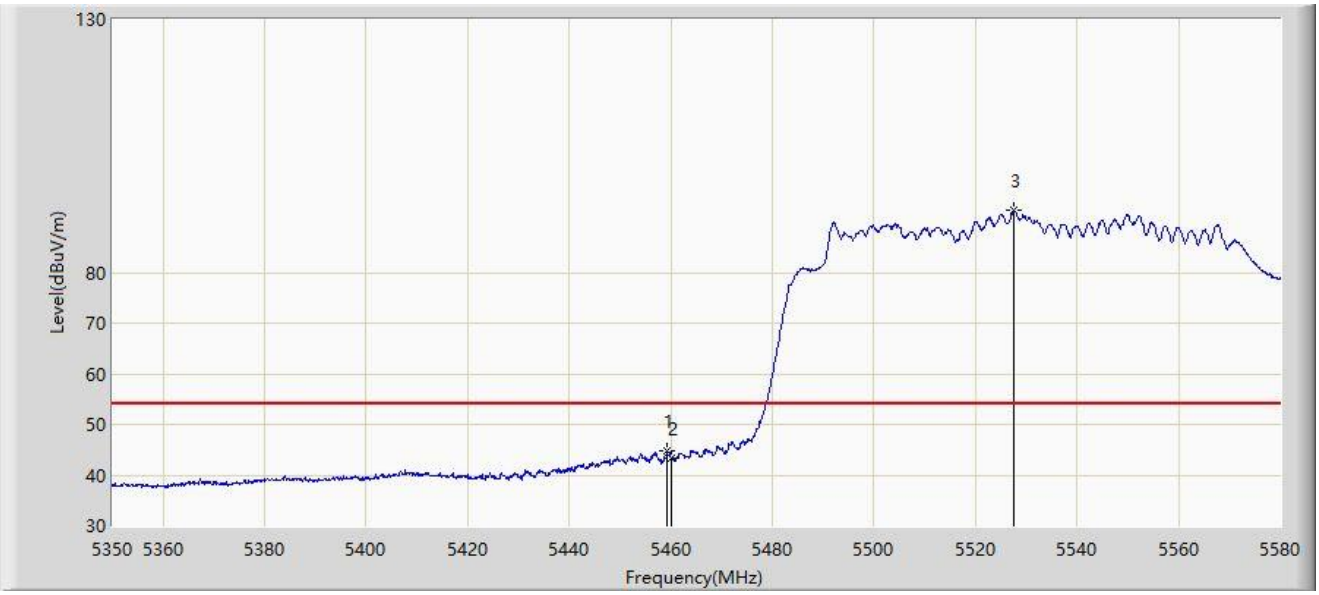

No	Mark	Frequency (MHz)	Measure Level (dBµV/m)	Reading Level (dBµV)	Margin (dB)	Limit (dBµV/m)	Factor (dB/m)	Type
1	*	5459.365	44.717	48.474	-9.283	54.000	-3.757	AV
2		5460.000	43.395	47.070	-10.605	54.000	-3.675	AV
3		5527.675	92.177	48.448	N/A	N/A	43.729	AV

Note 1: " * ", means this data is the worst emission level.

Note 2: Measure Level (dBµV/m) = Reading Level (dBµV) + Factor (dB/m).

Note 3: Factor (dB/m) = Cable Loss (dB) + Antenna Factor (dB/m) - Pre_Amplifier Gain (dB).

Site: SIP-AC3	Test Date: 2022-12-21
Limit: FCC_5G_RE(3m)	Engineer: Mero Zhou
Probe: HF907_102861_1-18GHz	Polarity: Horizontal
EUT: ACCESS POINT	Power: By PoE
Test Mode: Transmit by 802.11ax-HE80 at 5610MHz	

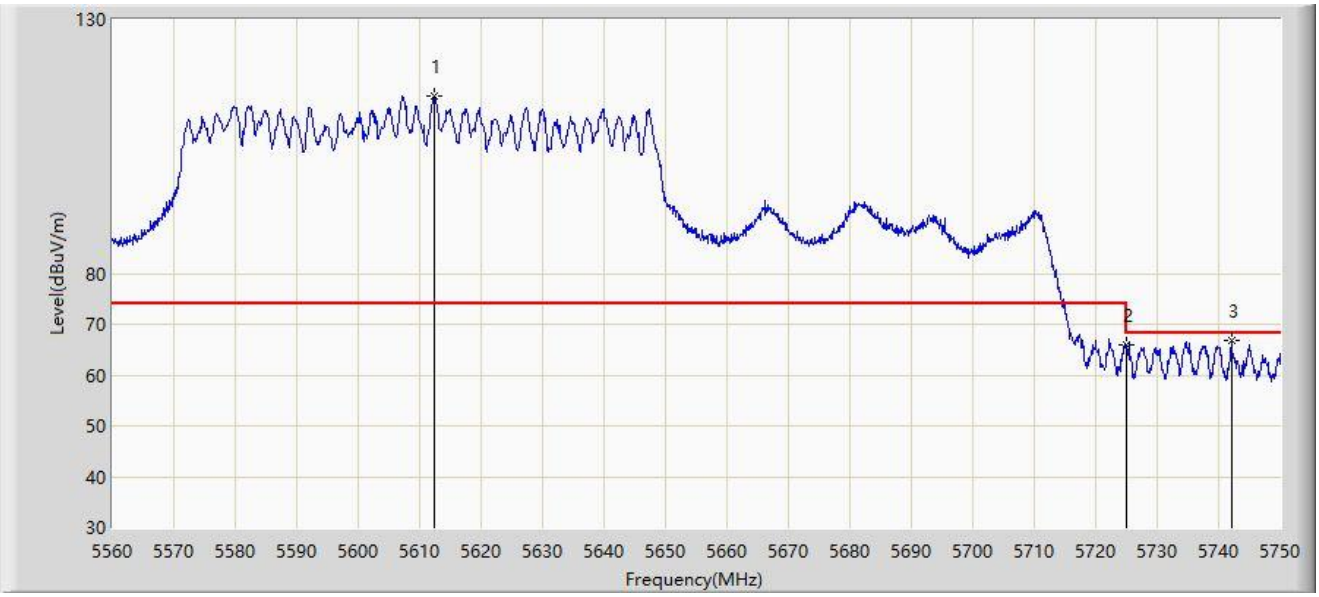

No	Mark	Frequency (MHz)	Measure Level (dBμV/m)	Reading Level (dBμV)	Margin (dB)	Limit (dBμV/m)	Factor (dB/m)	Type
1		5612.345	114.945	66.779	N/A	N/A	48.166	PK
2		5725.000	65.921	67.516	-2.279	68.200	-1.596	PK
3	*	5742.115	66.810	71.312	-1.390	68.200	-4.503	PK

Note 1: " * ", means this data is the worst emission level.

Note 2: Measure Level (dBμV/m) = Reading Level (dBμV) + Factor (dB/m).

Note 3: Factor (dB/m) = Cable Loss (dB) + Antenna Factor (dB/m) - Pre_Amplifier Gain (dB).

Site: SIP-AC3	Test Date: 2022-12-21
Limit: FCC_5G_RE(3m)	Engineer: Mero Zhou
Probe: HF907_102861_1-18GHz	Polarity: Vertical
EUT: ACCESS POINT	Power: By PoE
Test Mode: Transmit by 802.11ax-HE80 at 5610MHz	

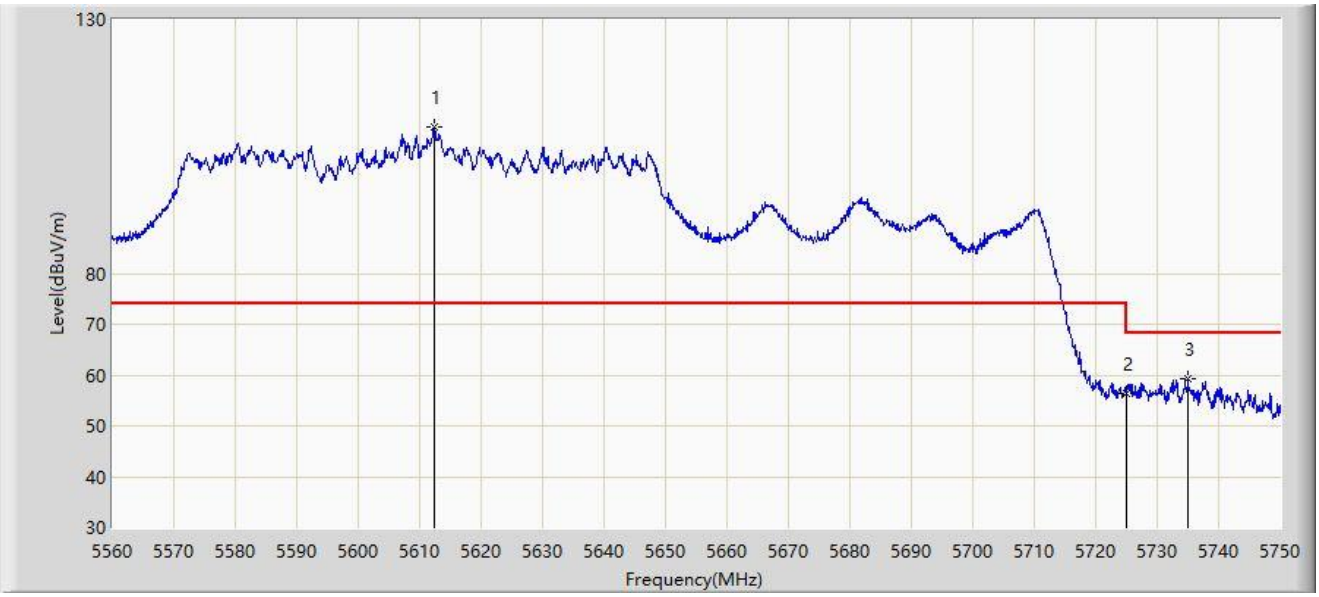

No	Mark	Frequency (MHz)	Measure Level (dBμV/m)	Reading Level (dBμV)	Margin (dB)	Limit (dBμV/m)	Factor (dB/m)	Type
1		5612.345	108.978	60.812	N/A	N/A	48.166	PK
2		5725.000	56.375	57.970	-11.825	68.200	-1.596	PK
3	*	5734.990	59.374	63.421	-8.826	68.200	-4.047	PK

Note 1: " * ", means this data is the worst emission level.

Note 2: Measure Level (dBμV/m) = Reading Level (dBμV) + Factor (dB/m).

Note 3: Factor (dB/m) = Cable Loss (dB) + Antenna Factor (dB/m) - Pre_Amplifier Gain (dB).

Site: SIP-AC3	Test Date: 2022-12-22
Limit: FCC_5.8G_RE(3m)	Engineer: Mero Zhou
Probe: HF907_102861_1-18GHz	Polarity: Horizontal
EUT: ACCESS POINT	Power: By PoE
Test Mode: Transmit by 802.11ax-HE80 at 5775MHz	

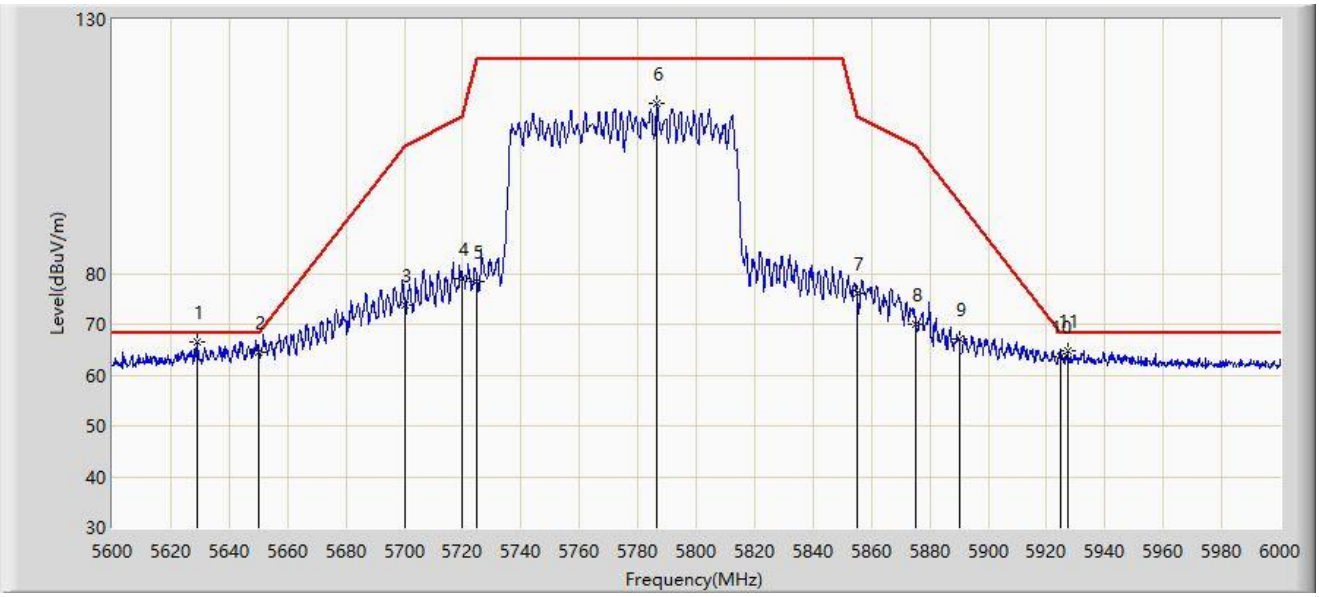

No	Mark	Frequency (MHz)	Measure Level (dBµV/m)	Reading Level (dBµV)	Margin (dB)	Limit (dBµV/m)	Factor (dB/m)	Type
1	*	5629.000	66.409	74.480	-1.791	68.200	-8.070	PK
2		5650.000	64.518	72.623	-3.682	68.200	-8.105	PK
3		5700.000	73.910	81.805	-31.290	105.200	-7.895	PK
4		5720.000	79.015	87.010	-31.785	110.800	-7.996	PK
5		5725.000	78.475	86.456	-43.725	122.200	-7.982	PK
6		5786.600	113.352	121.193	N/A	N/A	-7.842	PK
7		5855.000	76.193	84.091	-34.607	110.800	-7.898	PK
8		5875.000	70.121	78.032	-35.079	105.200	-7.911	PK
9		5890.000	66.985	74.923	-27.115	94.100	-7.938	PK
10		5925.000	63.742	71.779	-4.458	68.200	-8.038	PK
11		5927.200	64.652	72.724	-3.548	68.200	-8.073	PK

Note 1: " * ", means this data is the worst emission level.

Note 2: Measure Level (dBµV/m) = Reading Level (dBµV) + Factor (dB/m).

Note 3: Factor (dB/m) = Cable Loss (dB) + Antenna Factor (dB/m) - Pre_Amplifier Gain (dB).

Site: SIP-AC3	Test Date: 2022-12-22
Limit: FCC_5.8G_RE(3m)	Engineer: Mero Zhou
Probe: HF907_102861_1-18GHz	Polarity: Vertical
EUT: ACCESS POINT	Power: By PoE
Test Mode: Transmit by 802.11ax-HE80 at 5775MHz	

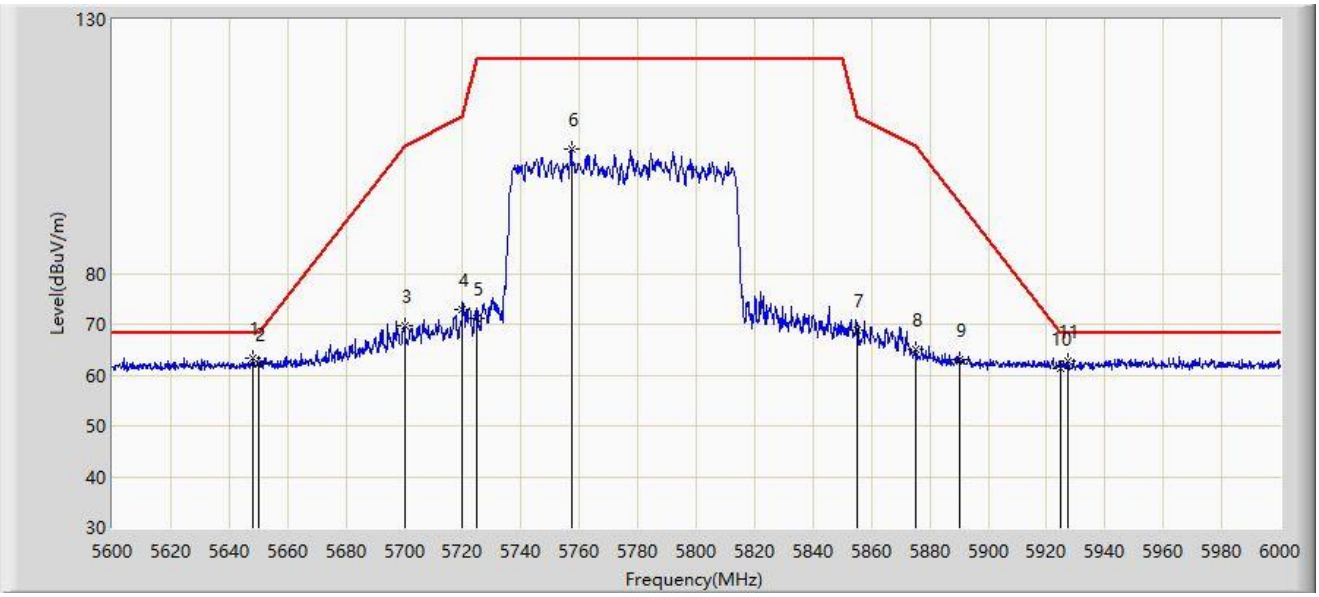

No	Mark	Frequency (MHz)	Measure Level (dBµV/m)	Reading Level (dBµV)	Margin (dB)	Limit (dBµV/m)	Factor (dB/m)	Type
1	*	5648.200	63.440	71.548	-4.760	68.200	-8.107	PK
2		5650.000	62.196	70.301	-6.004	68.200	-8.105	PK
3		5700.000	69.586	77.481	-35.614	105.200	-7.895	PK
4		5720.000	72.811	80.806	-37.989	110.800	-7.996	PK
5		5725.000	71.275	79.256	-50.925	122.200	-7.982	PK
6		5757.200	104.571	112.721	N/A	N/A	-8.151	PK
7		5855.000	68.780	76.678	-42.020	110.800	-7.898	PK
8		5875.000	65.173	73.084	-40.027	105.200	-7.911	PK
9		5890.000	63.071	71.009	-31.029	94.100	-7.938	PK
10		5925.000	61.438	69.475	-6.762	68.200	-8.038	PK
11		5927.200	62.883	70.955	-5.317	68.200	-8.073	PK

Note 1: " * ", means this data is the worst emission level.

Note 2: Measure Level (dBµV/m) = Reading Level (dBµV) + Factor (dB/m).

Note 3: Factor (dB/m) = Cable Loss (dB) + Antenna Factor (dB/m) - Pre_Amplifier Gain (dB).

A.9 AC Conducted Emissions Test Result

Site: SIP-SR2	Test Date: 2023-01-03
Temperature: 15°C	Humidity: 61.1%
Limit: FCC_Part15.207_CE_AC Power	Engineer: Miron Ding
Probe: SIP-SR2-ENV216_101684_C	Polarity: Line
EUT: ACCESS POINT	Power: By PoE
Test Mode: Transmit by 802.11a at channel 5785MHz	

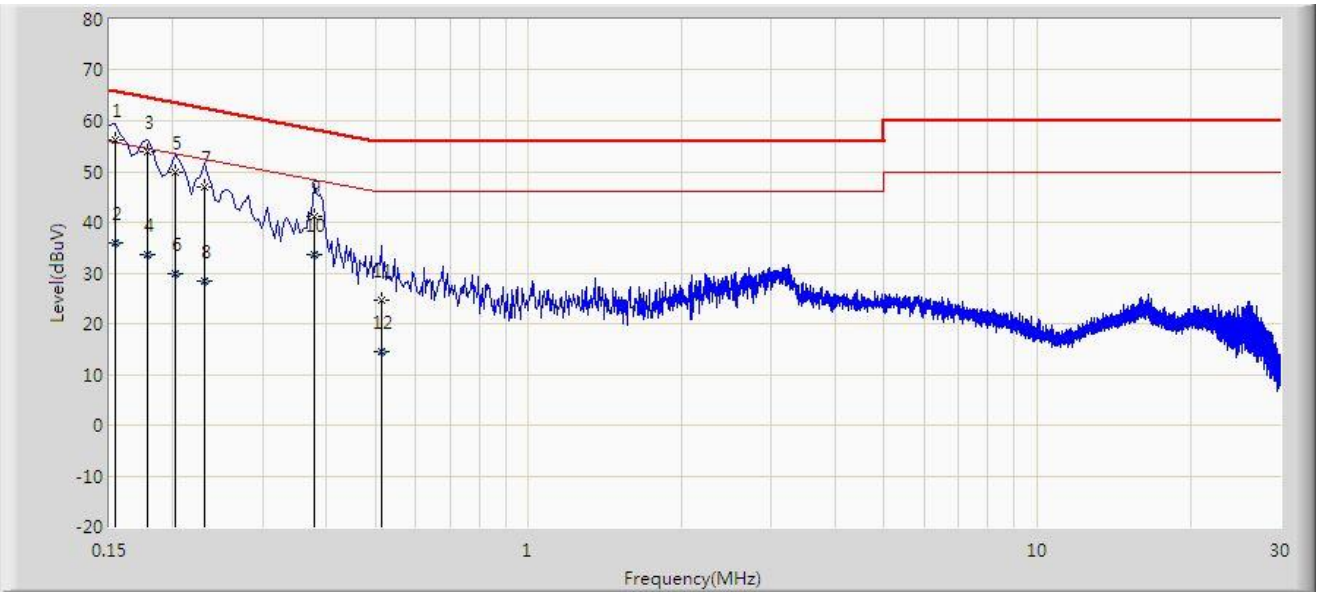

No	Mark	Frequency (MHz)	Measure Level (dBμV)	Reading Level (dBμV)	Margin (dB)	Limit (dBμV)	Factor (dB)	Type
1	*	0.154	56.268	46.628	-9.513	65.781	9.641	QP
2		0.154	35.876	26.235	-19.905	55.781	9.641	AV
3		0.178	53.786	44.146	-10.792	64.578	9.640	QP
4		0.178	33.610	23.970	-20.969	54.578	9.640	AV
5		0.202	49.796	40.126	-13.732	63.528	9.670	QP
6		0.202	29.847	20.178	-23.681	53.528	9.670	AV
7		0.230	46.994	37.301	-15.455	62.450	9.694	QP
8		0.230	28.481	18.787	-23.969	52.450	9.694	AV
9		0.378	41.253	31.536	-17.071	58.323	9.716	QP
10		0.378	33.768	24.051	-14.556	48.323	9.716	AV
11		0.514	24.737	15.017	-31.263	56.000	9.720	QP
12		0.514	14.594	4.874	-31.406	46.000	9.720	AV

Note 1: " * ", means this data is the worst emission level.

Note 2: Measure Level (dBμV) = Reading Level (dBμV) + Factor (dB).

Note 3: Factor (dB) = Cable Loss (dB) + LISN Factor (dB).

Site: SIP-SR2	Test Date: 2023-01-03
Temperature: 15°C	Humidity: 61.1%
Limit: FCC_Part15.207_CE_AC Power	Engineer: Miron Ding
Probe: SIP-SR2-ENV216_101684_C	Polarity: Neutral
EUT: ACCESS POINT	Power: By PoE
Test Mode: Transmit by 802.11a at channel 5785MHz	

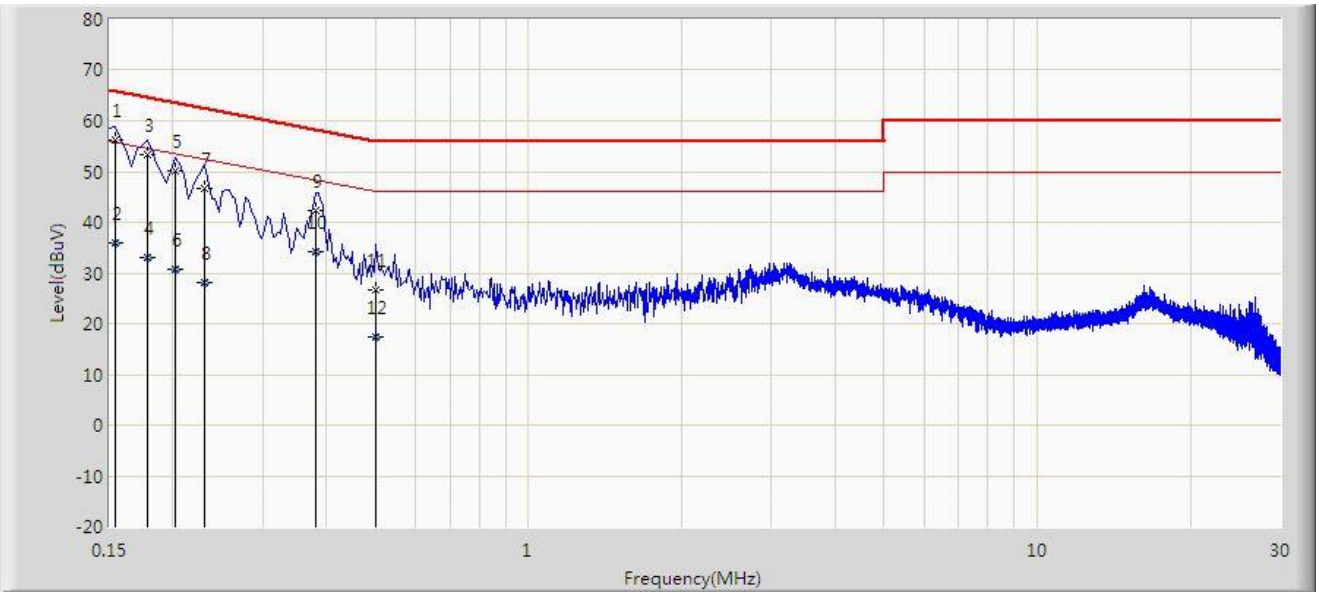

No	Mark	Frequency (MHz)	Measure Level (dBμV)	Reading Level (dBμV)	Margin (dB)	Limit (dBμV)	Factor (dB)	Type
1	*	0.154	56.175	46.485	-9.606	65.781	9.690	QP
2		0.154	36.015	26.325	-19.767	55.781	9.690	AV
3		0.178	53.208	43.524	-11.370	64.578	9.684	QP
4		0.178	32.977	23.293	-21.601	54.578	9.684	AV
5		0.202	50.055	40.345	-13.473	63.528	9.711	QP
6		0.202	30.600	20.889	-22.928	53.528	9.711	AV
7		0.230	46.590	36.857	-15.860	62.450	9.733	QP
8		0.230	28.104	18.372	-24.345	52.450	9.733	AV
9		0.382	42.256	32.504	-15.980	58.236	9.752	QP
10		0.382	34.253	24.501	-13.983	48.236	9.752	AV
11		0.502	26.809	17.059	-29.191	56.000	9.750	QP
12		0.502	17.250	7.500	-28.750	46.000	9.750	AV

Note 1: " * ", means this data is the worst emission level.

Note 2: Measure Level (dBμV) = Reading Level (dBμV) + Factor (dB).

Note 3: Factor (dB) = Cable Loss (dB) + LISN Factor (dB).

Appendix B – Test Setup Photograph

Refer to “2212RSU034-UT” file.

Appendix C – EUT Photograph

Refer to “2212RSU034-UE” file.

The End