Site: AC1	Time: 2019/06/28 - 22:54
Limit: FCC_Part15.407_Band Edge(3m)	Engineer: Kevin Ker
Probe: BBHA 9120D_1-18GHz	Polarity: Vertical
EUT: ACCESS POINT	Power: AC 120V/60Hz
Test Mode: Transmit by 802.11 a at channel 5745MHz Ant 0 + 1	

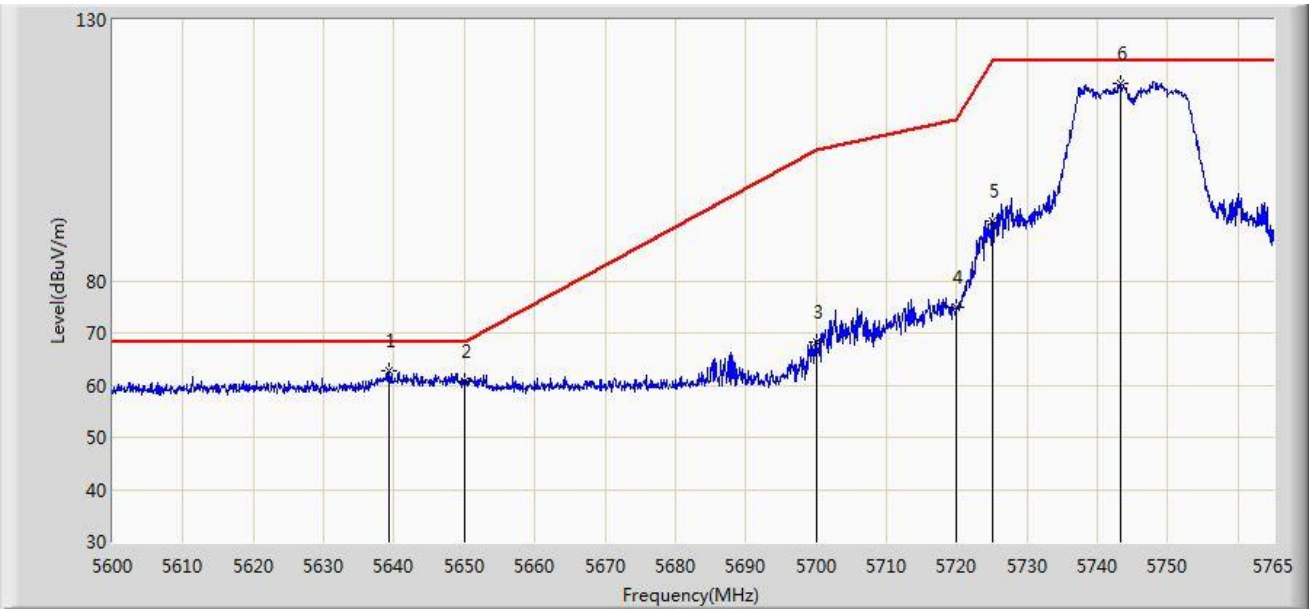

No	Mark	Frequency (MHz)	Measure Level (dBuV/m)	Reading Level (dBuV)	Margin (dB)	Limit (dBuV/m)	Factor (dB)	Type
1		5639.187	62.857	58.152	-5.343	68.200	4.705	PK
2		5650.000	60.859	56.113	-7.341	68.200	4.746	PK
3		5700.000	68.374	63.436	-36.826	105.200	4.938	PK
4		5720.000	74.833	69.818	-35.967	110.800	5.015	PK
5		5725.000	91.526	86.492	-30.674	122.200	5.034	PK
6	*	5743.385	117.878	112.774	N/A	N/A	5.104	PK

Note: Measure Level (dBµV/m) = Reading Level (dBµV) + Factor (dB)

Factor (dB) = Cable Loss (dB) + Antenna Factor (dB/m).

Site: AC1	Time: 2019/06/28 - 22:58
Limit: FCC_Part15.407_Band Edge(3m)	Engineer: Kevin Ker
Probe: BBHA 9120D_1-18GHz	Polarity: Horizontal
EUT: ACCESS POINT	Power: AC 120V/60Hz
Test Mode: Transmit by 802.11 a at channel 5825MHz Ant 0 + 1	

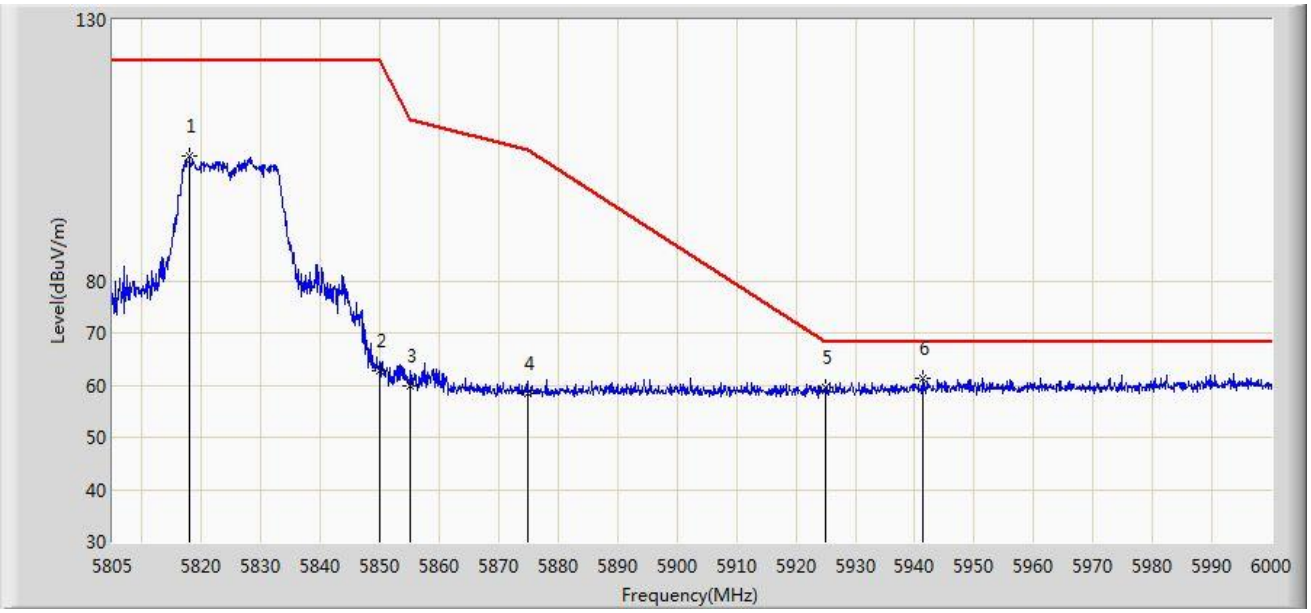

No	Mark	Frequency (MHz)	Measure Level (dBuV/m)	Reading Level (dBuV)	Margin (dB)	Limit (dBuV/m)	Factor (dB)	Type
1		5817.967	103.846	98.455	N/A	N/A	5.391	PK
2		5850.000	62.628	57.114	-59.572	122.200	5.514	PK
3		5855.000	59.975	54.442	-50.825	110.800	5.533	PK
4		5875.000	58.505	52.895	-46.695	105.200	5.610	PK
5		5925.000	59.459	53.657	-8.741	68.200	5.802	PK
6	*	5941.402	61.382	55.517	-6.818	68.200	5.865	PK

Note: Measure Level (dBμV/m) = Reading Level (dBμV) + Factor (dB)

Factor (dB) = Cable Loss (dB) + Antenna Factor (dB/m).

Site: AC1	Time: 2019/06/28 - 22:57
Limit: FCC_Part15.407_Band Edge(3m)	Engineer: Kevin Ker
Probe: BBHA 9120D_1-18GHz	Polarity: Vertical
EUT: ACCESS POINT	Power: AC 120V/60Hz
Test Mode: Transmit by 802.11 a at channel 5825MHz Ant 0 + 1	

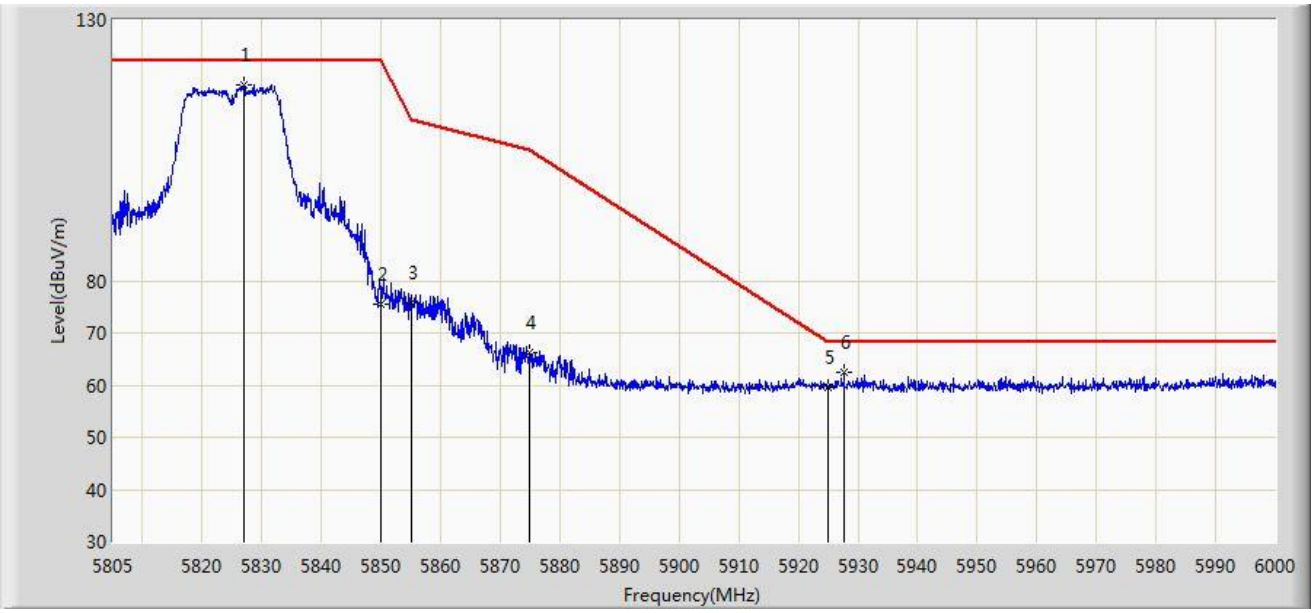

No	Mark	Frequency (MHz)	Measure Level (dBuV/m)	Reading Level (dBuV)	Margin (dB)	Limit (dBuV/m)	Factor (dB)	Type
1	*	5826.937	117.441	112.015	N/A	N/A	5.426	PK
2		5850.000	75.494	69.980	-46.706	122.200	5.514	PK
3		5855.000	75.882	70.349	-34.918	110.800	5.533	PK
4		5875.000	66.272	60.662	-38.928	105.200	5.610	PK
5		5925.000	59.500	53.698	-8.700	68.200	5.802	PK
6		5927.655	62.436	56.624	-5.764	68.200	5.812	PK

Note: Measure Level (dBµV/m) = Reading Level (dBµV) + Factor (dB)

Factor (dB) = Cable Loss (dB) + Antenna Factor (dB/m).

Site: AC1	Time: 2019/06/28 - 23:04
Limit: FCC_Part15.209_RE(3m)	Engineer: Kevin Ker
Probe: BBHA 9120D_1-18GHz	Polarity: Horizontal
EUT: ACCESS POINT	Power: AC 120V/60Hz
Test Mode: Transmit by 802.11 ac-VHT20 at channel 5180MHz Ant 0 + 1	

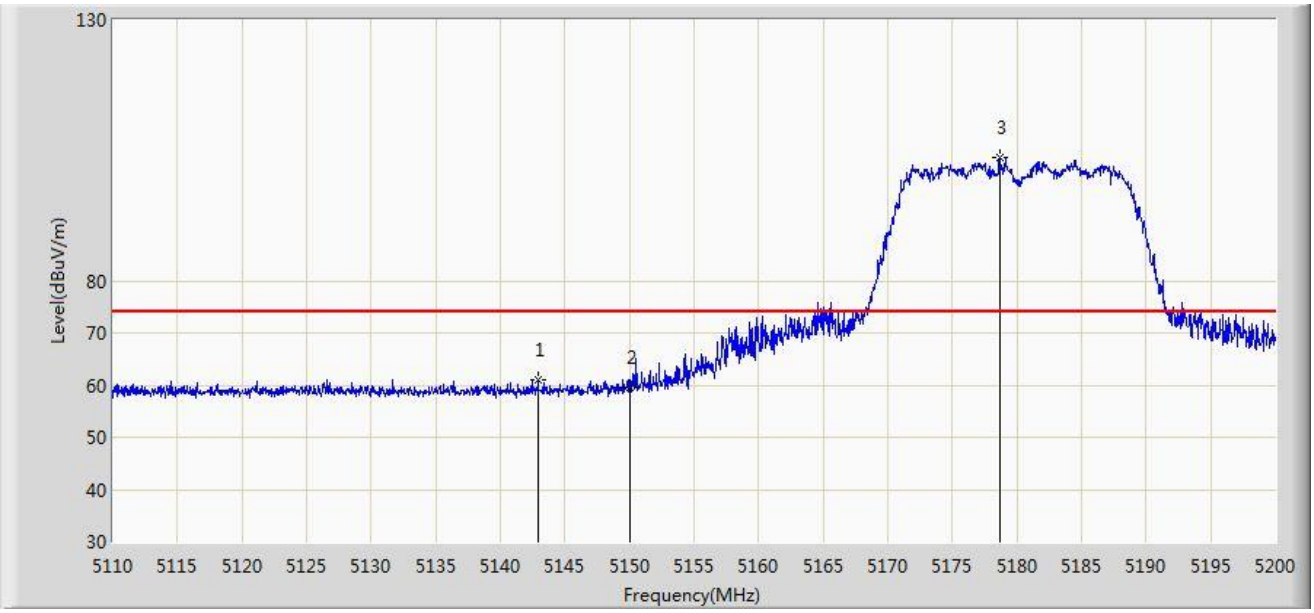

No	Mark	Frequency (MHz)	Measure Level (dBuV/m)	Reading Level (dBuV)	Margin (dB)	Limit (dBuV/m)	Factor (dB)	Type
1		5142.940	61.104	57.234	-12.896	74.000	3.870	PK
2		5150.000	59.710	55.834	-14.290	74.000	3.876	PK
3	*	5178.670	103.608	99.708	N/A	N/A	3.900	PK

Note: Measure Level (dBµV/m) = Reading Level (dBµV) + Factor (dB)

Factor (dB) = Cable Loss (dB) + Antenna Factor (dB/m).

Site: AC1	Time: 2019/06/28 - 23:05
Limit: FCC_Part15.209_RE(3m)	Engineer: Kevin Ker
Probe: BBHA 9120D_1-18GHz	Polarity: Horizontal
EUT: ACCESS POINT	Power: AC 120V/60Hz
Test Mode: Transmit by 802.11 ac-VHT20 at channel 5180MHz Ant 0 + 1	

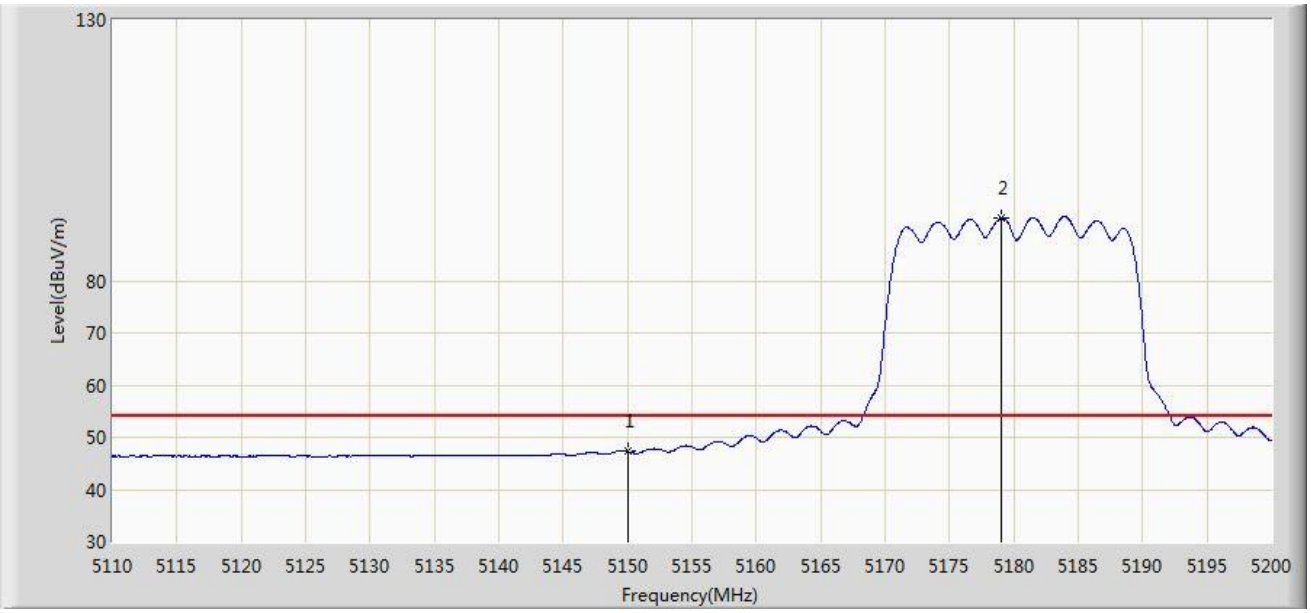

No	Mark	Frequency (MHz)	Measure Level (dBuV/m)	Reading Level (dBuV)	Margin (dB)	Limit (dBuV/m)	Factor (dB)	Type
1		5150.000	47.290	43.414	-6.710	54.000	3.876	AV
2	*	5178.985	91.993	88.092	N/A	N/A	3.901	AV

Note: Measure Level (dBµV/m) = Reading Level (dBµV) + Factor (dB)

Factor (dB) = Cable Loss (dB) + Antenna Factor (dB/m).

Site: AC1	Time: 2019/06/28 - 22:59
Limit: FCC_Part15.209_RE(3m)	Engineer: Kevin Ker
Probe: BBHA 9120D_1-18GHz	Polarity: Vertical
EUT: ACCESS POINT	Power: AC 120V/60Hz
Test Mode: Transmit by 802.11 ac-VHT20 at channel 5180MHz Ant 0 + 1	

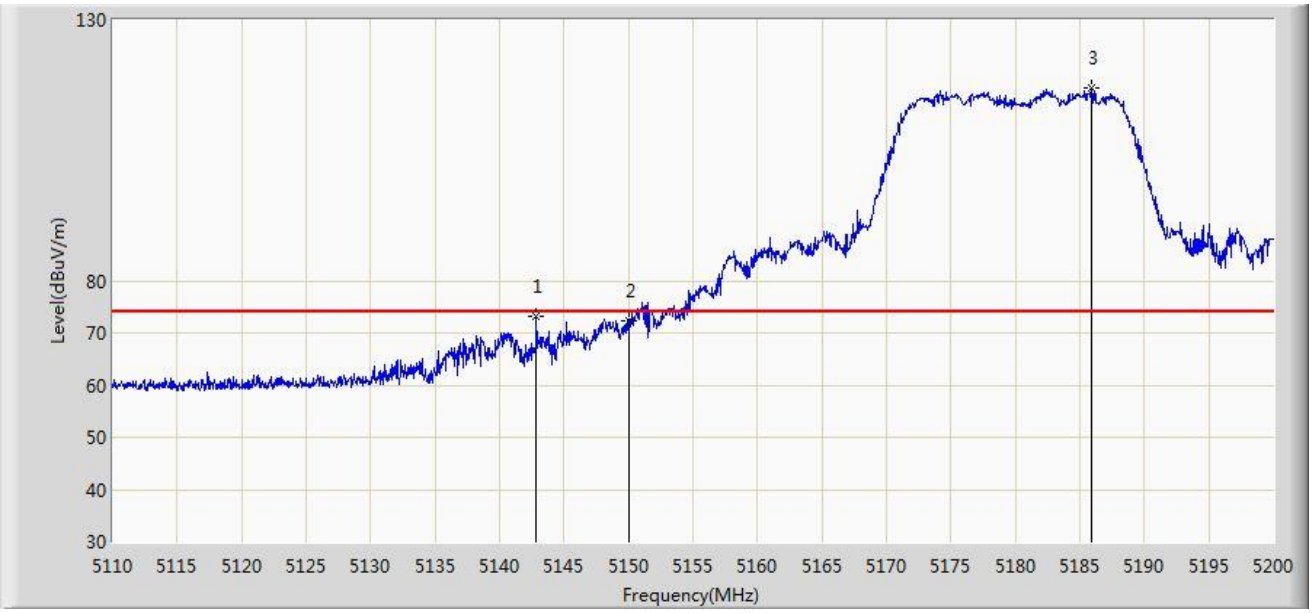

No	Mark	Frequency (MHz)	Measure Level (dBuV/m)	Reading Level (dBuV)	Margin (dB)	Limit (dBuV/m)	Factor (dB)	Type
1		5142.850	73.268	69.398	-0.732	74.000	3.870	PK
2		5150.000	72.452	68.576	-1.548	74.000	3.876	PK
3	*	5185.915	116.852	112.945	N/A	N/A	3.907	PK

Note: Measure Level (dBµV/m) = Reading Level (dBµV) + Factor (dB)

Factor (dB) = Cable Loss (dB) + Antenna Factor (dB/m).

Site: AC1	Time: 2019/06/28 - 23:03
Limit: FCC_Part15.209_RE(3m)	Engineer: Kevin Ker
Probe: BBHA 9120D_1-18GHz	Polarity: Vertical
EUT: ACCESS POINT	Power: AC 120V/60Hz
Test Mode: Transmit by 802.11 ac-VHT20 at channel 5180MHz Ant 0 + 1	

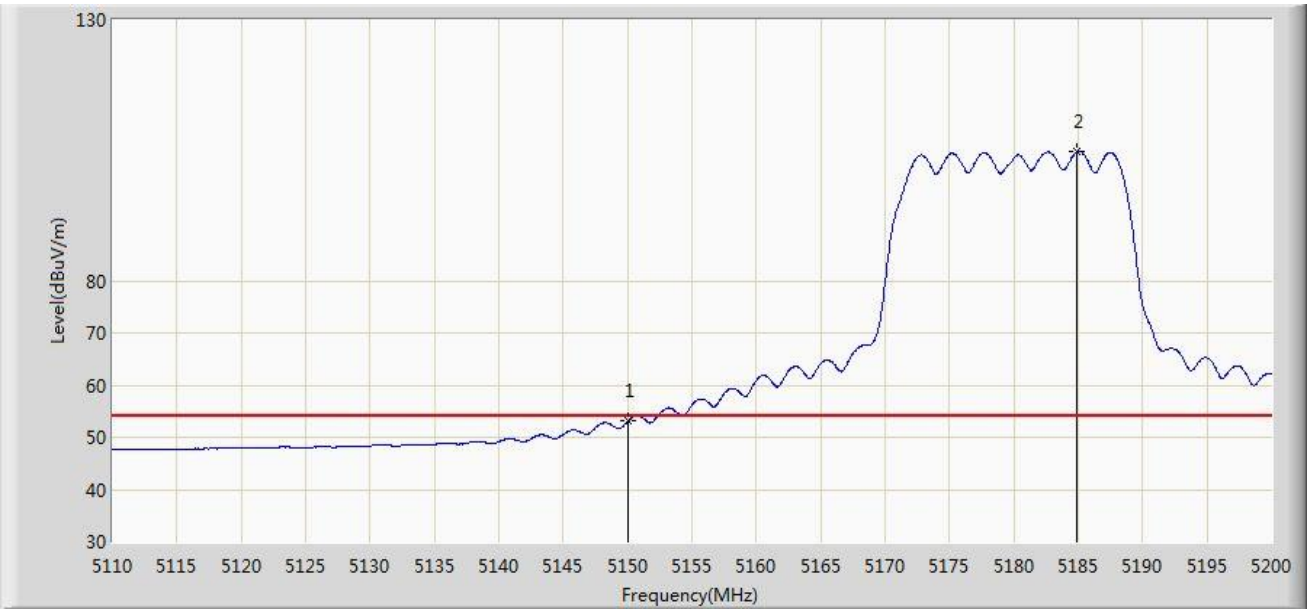

No	Mark	Frequency (MHz)	Measure Level (dBuV/m)	Reading Level (dBuV)	Margin (dB)	Limit (dBuV/m)	Factor (dB)	Type
1		5150.000	53.086	49.210	-0.914	54.000	3.876	AV
2	*	5184.880	104.717	100.811	N/A	N/A	3.906	AV

Note: Measure Level (dBµV/m) = Reading Level (dBµV) + Factor (dB)

Factor (dB) = Cable Loss (dB) + Antenna Factor (dB/m).

Site: AC1	Time: 2019/06/28 - 23:20
Limit: FCC_Part15.407_Band Edge(3m)	Engineer: Kevin Ker
Probe: BBHA 9120D_1-18GHz	Polarity: Horizontal
EUT: ACCESS POINT	Power: AC 120V/60Hz
Test Mode: Transmit by 802.11 ac-VHT20 at channel 5745MHz Ant 0 + 1	

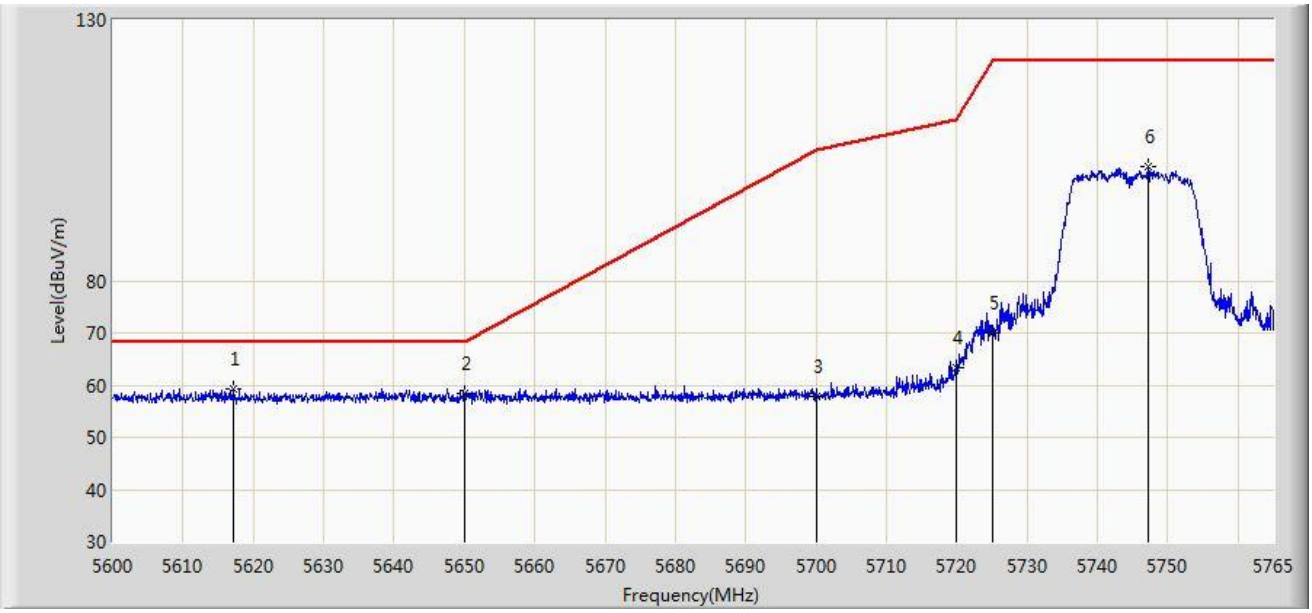

No	Mark	Frequency (MHz)	Measure Level (dBuV/m)	Reading Level (dBuV)	Margin (dB)	Limit (dBuV/m)	Factor (dB)	Type
1	*	5617.078	59.412	54.793	-8.788	68.200	4.619	PK
2		5650.000	58.340	53.594	-9.860	68.200	4.746	PK
3		5700.000	57.735	52.797	-47.465	105.200	4.938	PK
4		5720.000	63.361	58.346	-47.439	110.800	5.015	PK
5		5725.000	69.911	64.877	-52.289	122.200	5.034	PK
6		5747.263	101.929	96.810	N/A	N/A	5.119	PK

Note: Measure Level (dBµV/m) = Reading Level (dBµV) + Factor (dB)

Factor (dB) = Cable Loss (dB) + Antenna Factor (dB/m).

Site: AC1	Time: 2019/06/28 - 23:19
Limit: FCC_Part15.407_Band Edge(3m)	Engineer: Kevin Ker
Probe: BBHA 9120D_1-18GHz	Polarity: Vertical
EUT: ACCESS POINT	Power: AC 120V/60Hz
Test Mode: Transmit by 802.11 ac-VHT20 at channel 5745MHz Ant 0 + 1	

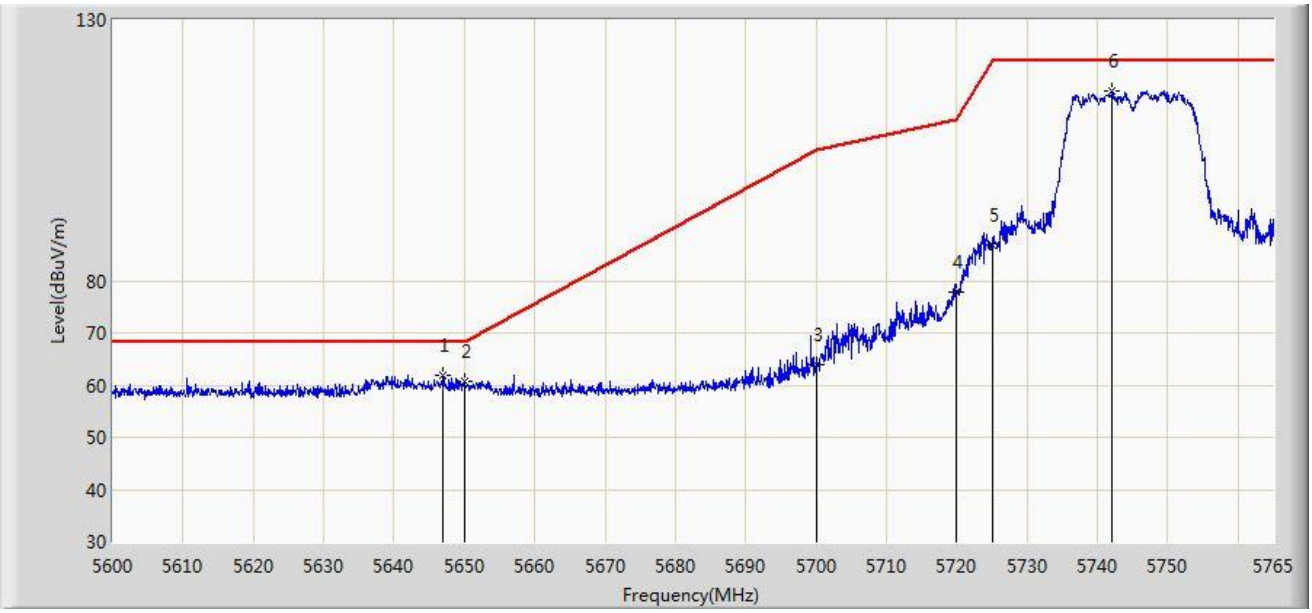

No	Mark	Frequency (MHz)	Measure Level (dBuV/m)	Reading Level (dBuV)	Margin (dB)	Limit (dBuV/m)	Factor (dB)	Type
1		5646.942	61.900	57.165	-6.300	68.200	4.734	PK
2		5650.000	60.792	56.046	-7.408	68.200	4.746	PK
3		5700.000	63.829	58.891	-41.371	105.200	4.938	PK
4		5720.000	77.777	72.762	-33.023	110.800	5.015	PK
5		5725.000	86.841	81.807	-35.359	122.200	5.034	PK
6	*	5742.147	116.341	111.241	N/A	N/A	5.099	PK

Note: Measure Level (dBμV/m) = Reading Level (dBμV) + Factor (dB)

Factor (dB) = Cable Loss (dB) + Antenna Factor (dB/m).

Site: AC1	Time: 2019/06/28 - 23:23
Limit: FCC_Part15.407_Band Edge(3m)	Engineer: Kevin Ker
Probe: BBHA 9120D_1-18GHz	Polarity: Horizontal
EUT: ACCESS POINT	Power: AC 120V/60Hz
Test Mode: Transmit by 802.11 ac-VHT20 at channel 5825MHz Ant 0 + 1	

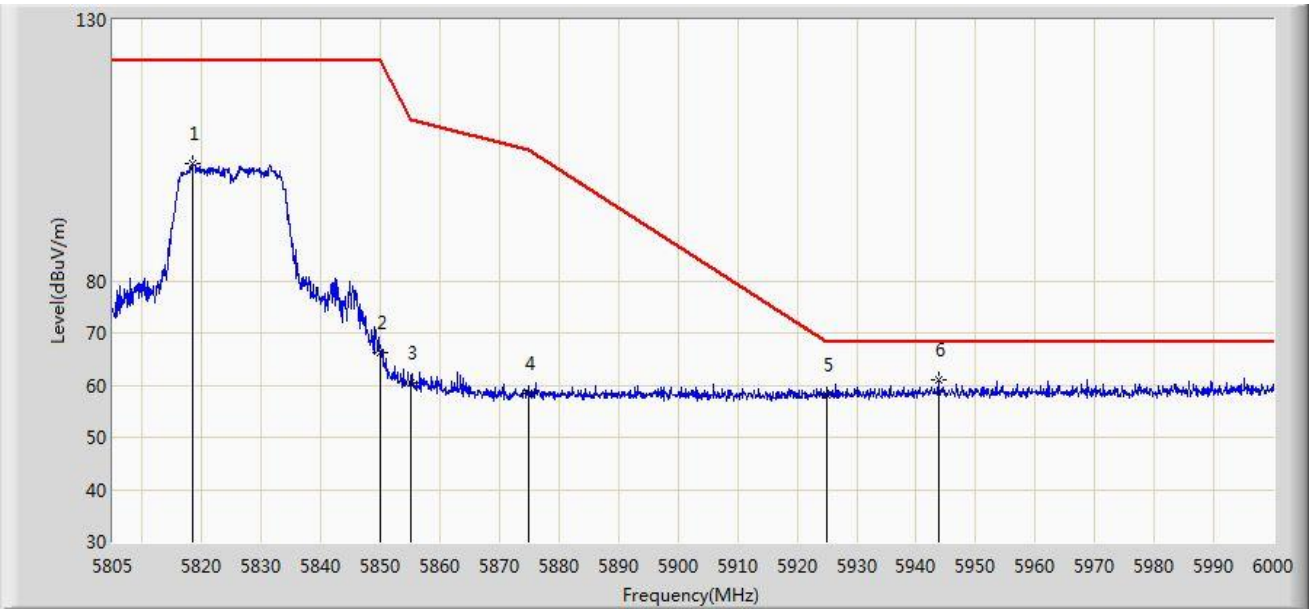

No	Mark	Frequency (MHz)	Measure Level (dBuV/m)	Reading Level (dBuV)	Margin (dB)	Limit (dBuV/m)	Factor (dB)	Type
1		5818.553	102.321	96.928	N/A	N/A	5.393	PK
2		5850.000	66.202	60.688	-55.998	122.200	5.514	PK
3		5855.000	60.312	54.779	-50.488	110.800	5.533	PK
4		5875.000	58.439	52.829	-46.761	105.200	5.610	PK
5		5925.000	58.073	52.271	-10.127	68.200	5.802	PK
6	*	5943.743	61.115	55.241	-7.085	68.200	5.874	PK

Note: Measure Level (dBμV/m) = Reading Level (dBμV) + Factor (dB)

Factor (dB) = Cable Loss (dB) + Antenna Factor (dB/m).

Site: AC1	Time: 2019/06/28 - 23:21
Limit: FCC_Part15.407_Band Edge(3m)	Engineer: Kevin Ker
Probe: BBHA 9120D_1-18GHz	Polarity: Vertical
EUT: ACCESS POINT	Power: AC 120V/60Hz
Test Mode: Transmit by 802.11 ac-VHT20 at channel 5825MHz Ant 0 + 1	

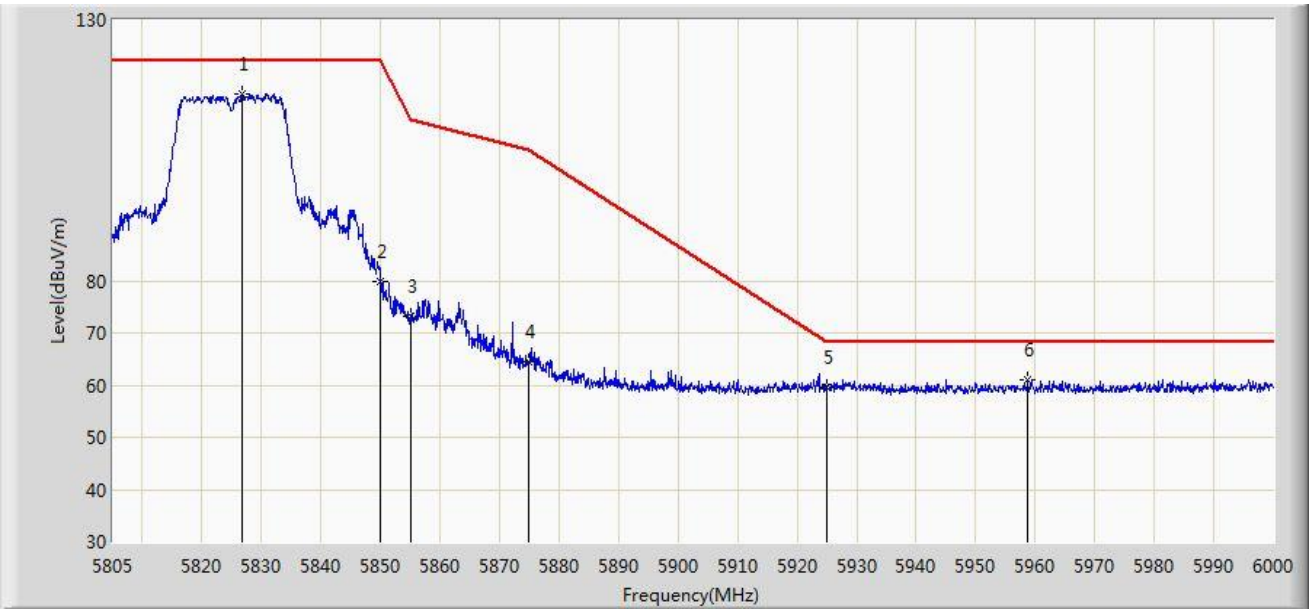

No	Mark	Frequency (MHz)	Measure Level (dBuV/m)	Reading Level (dBuV)	Margin (dB)	Limit (dBuV/m)	Factor (dB)	Type
1	*	5826.840	115.786	110.361	N/A	N/A	5.426	PK
2		5850.000	79.893	74.379	-42.307	122.200	5.514	PK
3		5855.000	73.184	67.651	-37.616	110.800	5.533	PK
4		5875.000	64.583	58.973	-40.617	105.200	5.610	PK
5		5925.000	59.664	53.862	-8.536	68.200	5.802	PK
6		5958.757	60.939	55.007	-7.261	68.200	5.933	PK

Note: Measure Level (dBµV/m) = Reading Level (dBµV) + Factor (dB)

Factor (dB) = Cable Loss (dB) + Antenna Factor (dB/m).

Site: AC1	Time: 2019/06/28 - 23:28
Limit: FCC_Part15.209_RE(3m)	Engineer: Kevin Ker
Probe: BBHA 9120D_1-18GHz	Polarity: Horizontal
EUT: ACCESS POINT	Power: AC 120V/60Hz
Test Mode: Transmit by 802.11 ac-VHT40 at channel 5190MHz Ant 0 + 1	

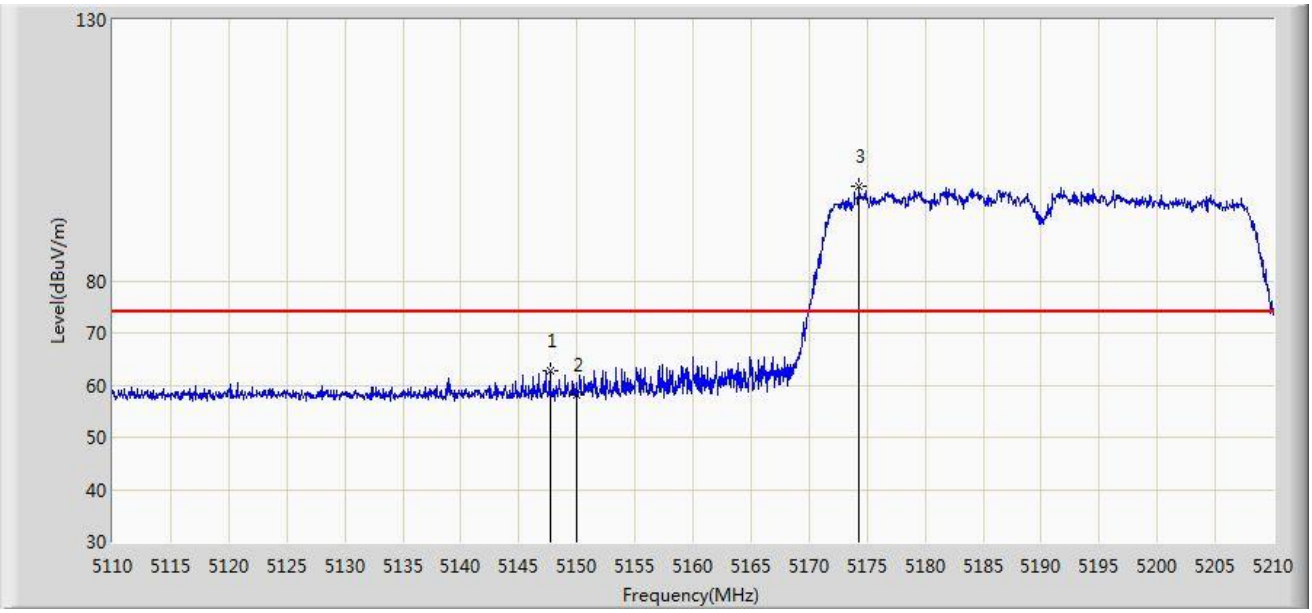

No	Mark	Frequency (MHz)	Measure Level (dBuV/m)	Reading Level (dBuV)	Margin (dB)	Limit (dBuV/m)	Factor (dB)	Type
1		5147.700	62.799	58.925	-11.201	74.000	3.874	PK
2		5150.000	58.241	54.365	-15.759	74.000	3.876	PK
3	*	5174.300	98.144	94.248	N/A	N/A	3.896	PK

Note: Measure Level (dBμV/m) = Reading Level (dBμV) + Factor (dB)

Factor (dB) = Cable Loss (dB) + Antenna Factor (dB/m).

Site: AC1	Time: 2019/06/28 - 23:29
Limit: FCC_Part15.209_RE(3m)	Engineer: Kevin Ker
Probe: BBHA 9120D_1-18GHz	Polarity: Horizontal
EUT: ACCESS POINT	Power: AC 120V/60Hz
Test Mode: Transmit by 802.11 ac-VHT40 at channel 5190MHz Ant 0 + 1	

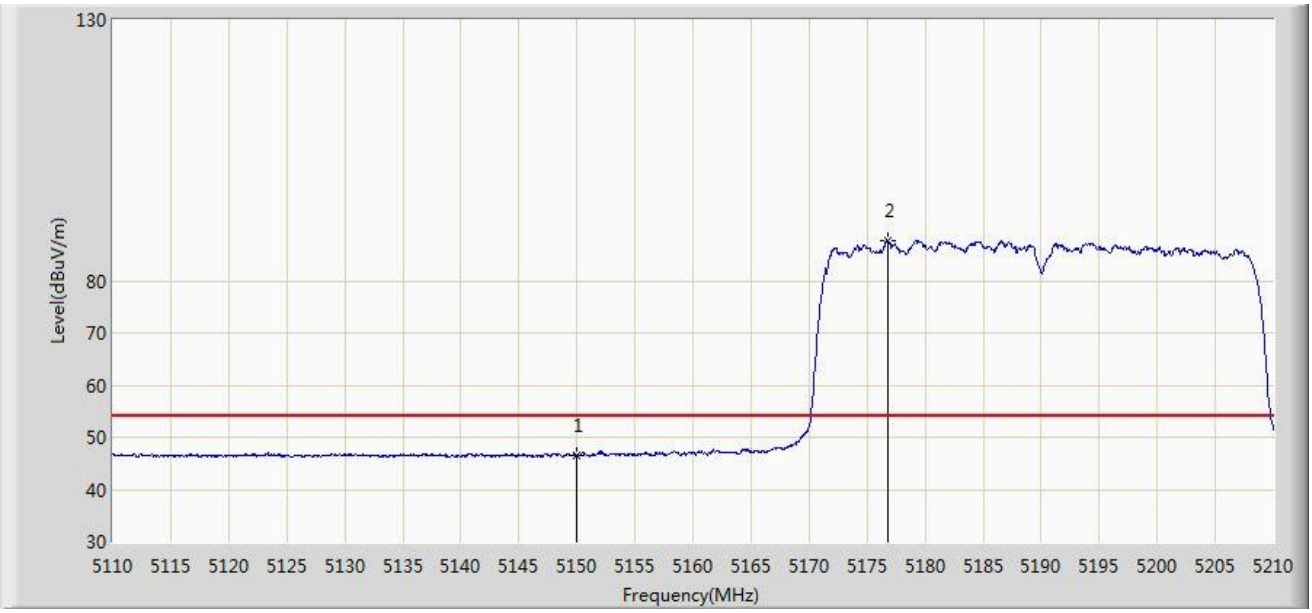

No	Mark	Frequency (MHz)	Measure Level (dBuV/m)	Reading Level (dBuV)	Margin (dB)	Limit (dBuV/m)	Factor (dB)	Type
1		5150.000	46.494	42.618	-7.506	54.000	3.876	AV
2	*	5176.800	87.599	83.700	N/A	N/A	3.899	AV

Note: Measure Level (dBµV/m) = Reading Level (dBµV) + Factor (dB)

Factor (dB) = Cable Loss (dB) + Antenna Factor (dB/m).

Site: AC1	Time: 2019/06/28 - 23:26
Limit: FCC_Part15.209_RE(3m)	Engineer: Kevin Ker
Probe: BBHA 9120D_1-18GHz	Polarity: Vertical
EUT: ACCESS POINT	Power: AC 120V/60Hz
Test Mode: Transmit by 802.11 ac-VHT40 at channel 5190MHz Ant 0 + 1	

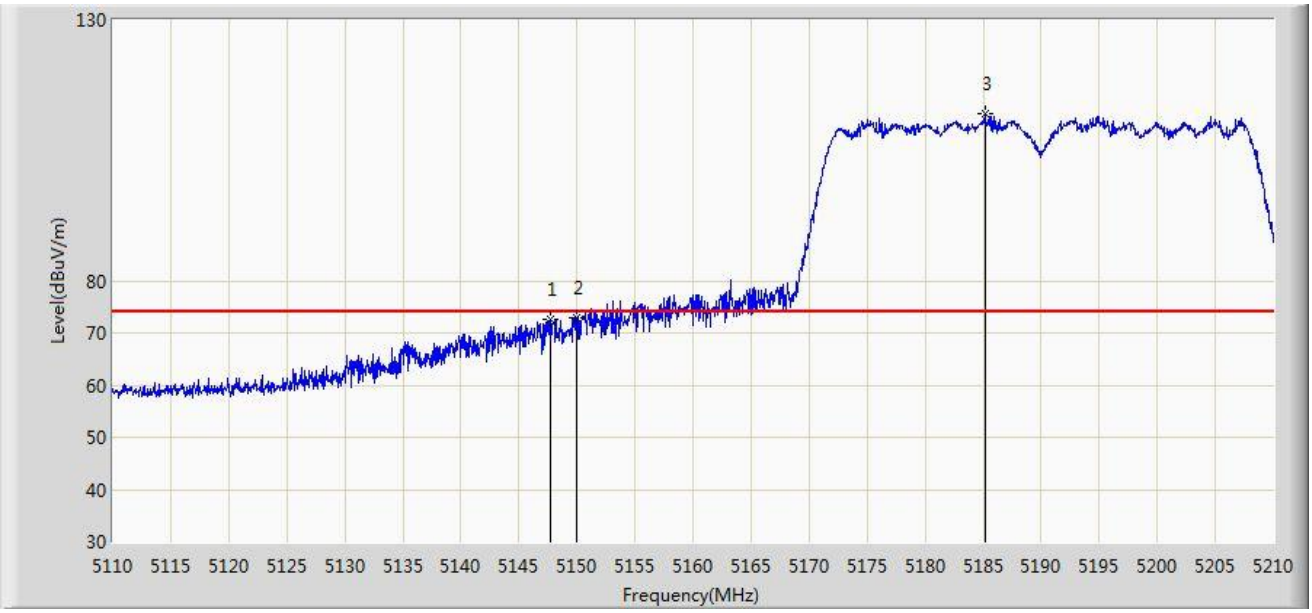

No	Mark	Frequency (MHz)	Measure Level (dBuV/m)	Reading Level (dBuV)	Margin (dB)	Limit (dBuV/m)	Factor (dB)	Type
1		5147.700	72.720	68.846	-1.280	74.000	3.874	PK
2		5150.000	72.775	68.899	-1.225	74.000	3.876	PK
3	*	5185.200	112.149	108.243	N/A	N/A	3.906	PK

Note: Measure Level (dBμV/m) = Reading Level (dBμV) + Factor (dB)

Factor (dB) = Cable Loss (dB) + Antenna Factor (dB/m).

Site: AC1	Time: 2019/06/28 - 23:27
Limit: FCC_Part15.209_RE(3m)	Engineer: Kevin Ker
Probe: BBHA 9120D_1-18GHz	Polarity: Vertical
EUT: ACCESS POINT	Power: AC 120V/60Hz
Test Mode: Transmit by 802.11 ac-VHT40 at channel 5190MHz Ant 0 + 1	

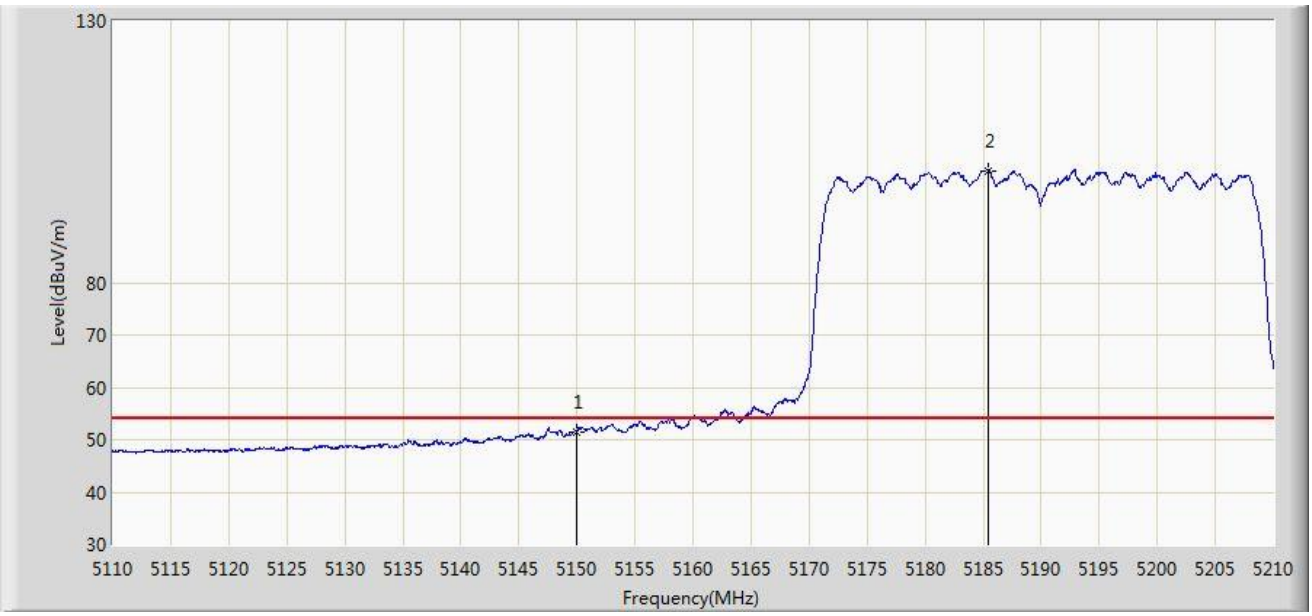

No	Mark	Frequency (MHz)	Measure Level (dBuV/m)	Reading Level (dBuV)	Margin (dB)	Limit (dBuV/m)	Factor (dB)	Type
1		5150.000	51.571	47.695	-2.429	54.000	3.876	AV
2	*	5185.400	101.391	97.485	N/A	N/A	3.906	AV

Note: Measure Level (dBµV/m) = Reading Level (dBµV) + Factor (dB)

Factor (dB) = Cable Loss (dB) + Antenna Factor (dB/m).

Site: AC1	Time: 2019/06/28 - 23:45
Limit: FCC_Part15.407_Band Edge(3m)	Engineer: Kevin Ker
Probe: BBHA 9120D_1-18GHz	Polarity: Horizontal
EUT: ACCESS POINT	Power: AC 120V/60Hz
Test Mode: Transmit by 802.11 ac-VHT40 at channel 5755MHz Ant 0 + 1	

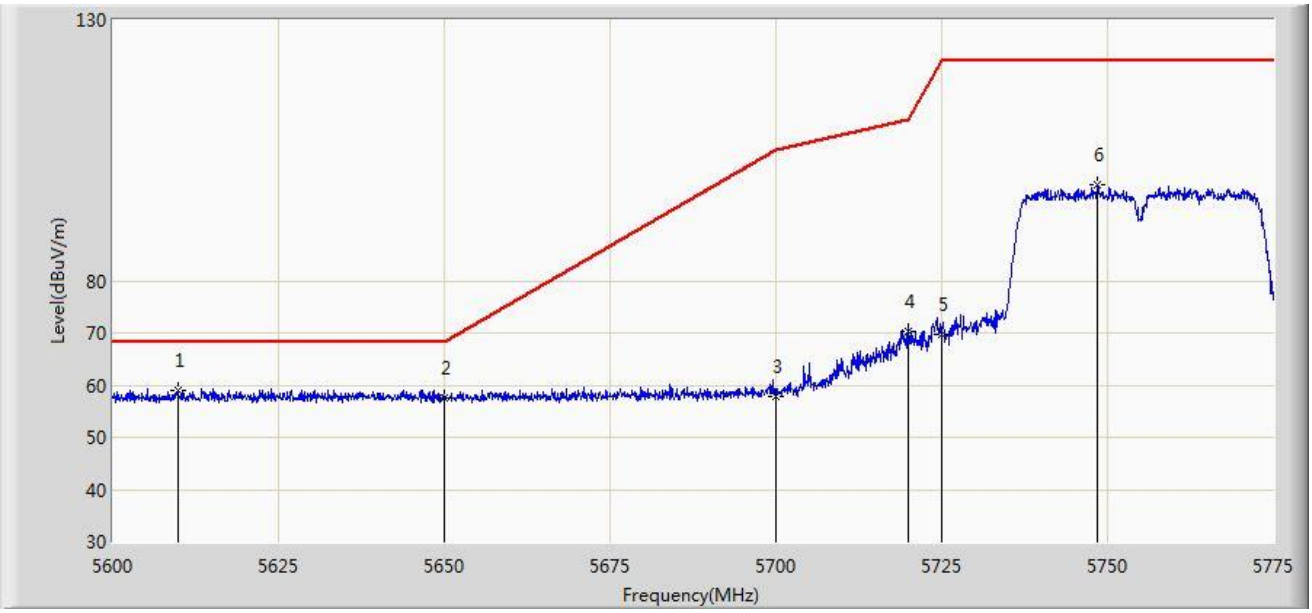

No	Mark	Frequency (MHz)	Measure Level (dBuV/m)	Reading Level (dBuV)	Margin (dB)	Limit (dBuV/m)	Factor (dB)	Type
1	*	5609.800	58.886	54.295	-9.314	68.200	4.591	PK
2		5650.000	57.606	52.860	-10.594	68.200	4.746	PK
3		5700.000	57.946	53.008	-47.254	105.200	4.938	PK
4		5720.000	70.379	65.364	-40.421	110.800	5.015	PK
5		5725.000	69.672	64.638	-52.528	122.200	5.034	PK
6		5748.487	98.520	93.396	N/A	N/A	5.123	PK

Note: Measure Level (dBμV/m) = Reading Level (dBμV) + Factor (dB)

Factor (dB) = Cable Loss (dB) + Antenna Factor (dB/m).

Site: AC1	Time: 2019/06/28 - 23:43
Limit: FCC_Part15.407_Band Edge(3m)	Engineer: Kevin Ker
Probe: BBHA 9120D_1-18GHz	Polarity: Vertical
EUT: ACCESS POINT	Power: AC 120V/60Hz
Test Mode: Transmit by 802.11 ac-VHT40 at channel 5755MHz Ant 0 + 1	

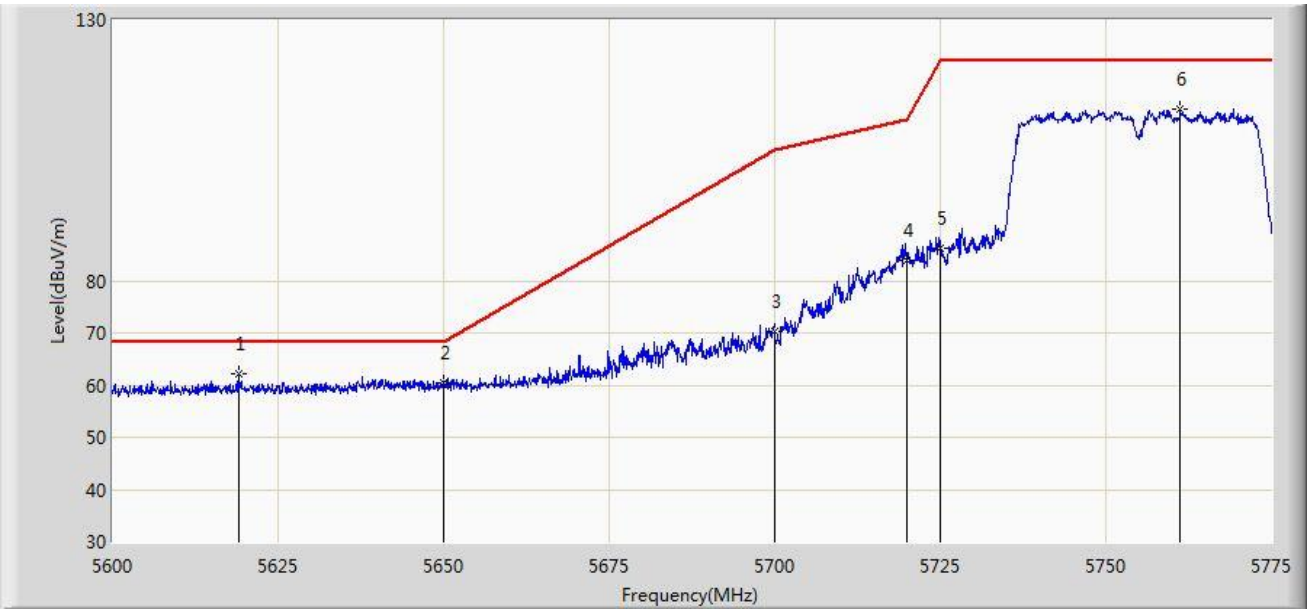

No	Mark	Frequency (MHz)	Measure Level (dBuV/m)	Reading Level (dBuV)	Margin (dB)	Limit (dBuV/m)	Factor (dB)	Type
1	*	5618.987	62.146	57.519	-6.054	68.200	4.627	PK
2		5650.000	60.320	55.574	-7.880	68.200	4.746	PK
3		5700.000	70.324	65.386	-34.876	105.200	4.938	PK
4		5720.000	83.813	78.798	-26.987	110.800	5.015	PK
5		5725.000	86.177	81.143	-36.023	122.200	5.034	PK
6		5761.175	112.869	107.696	N/A	N/A	5.172	PK

Note: Measure Level (dBµV/m) = Reading Level (dBµV) + Factor (dB)

Factor (dB) = Cable Loss (dB) + Antenna Factor (dB/m).

Site: AC1	Time: 2019/06/28 - 23:47
Limit: FCC_Part15.407_Band Edge(3m)	Engineer: Kevin Ker
Probe: BBHA 9120D_1-18GHz	Polarity: Horizontal
EUT: ACCESS POINT	Power: AC 120V/60Hz
Test Mode: Transmit by 802.11 ac-VHT40 at channel 5795MHz Ant 0 + 1	

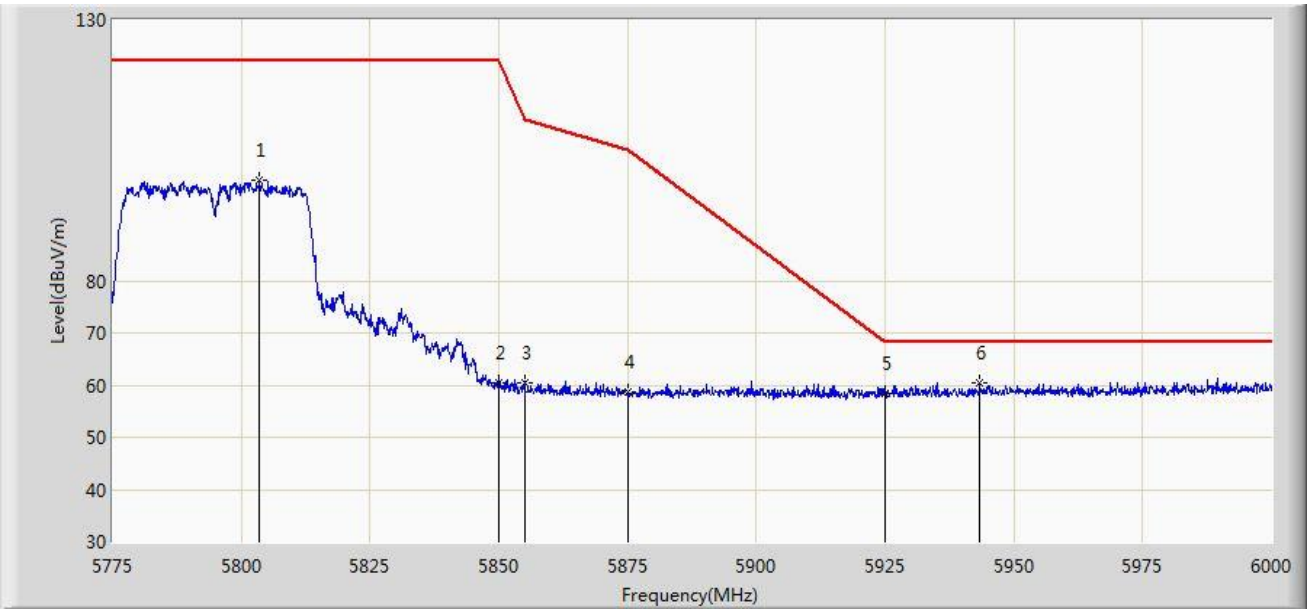

No	Mark	Frequency (MHz)	Measure Level (dBuV/m)	Reading Level (dBuV)	Margin (dB)	Limit (dBuV/m)	Factor (dB)	Type
1		5803.575	99.208	93.872	N/A	N/A	5.335	PK
2		5850.000	60.579	55.065	-61.621	122.200	5.514	PK
3		5855.000	60.555	55.022	-50.245	110.800	5.533	PK
4		5875.000	58.621	53.011	-46.579	105.200	5.610	PK
5		5925.000	58.417	52.615	-9.783	68.200	5.802	PK
6	*	5943.413	60.547	54.674	-7.653	68.200	5.873	PK

Note: Measure Level (dBµV/m) = Reading Level (dBµV) + Factor (dB)

Factor (dB) = Cable Loss (dB) + Antenna Factor (dB/m).

Site: AC1	Time: 2019/06/28 - 23:45
Limit: FCC_Part15.407_Band Edge(3m)	Engineer: Kevin Ker
Probe: BBHA 9120D_1-18GHz	Polarity: Vertical
EUT: ACCESS POINT	Power: AC 120V/60Hz
Test Mode: Transmit by 802.11 ac-VHT40 at channel 5795MHz Ant 0 + 1	

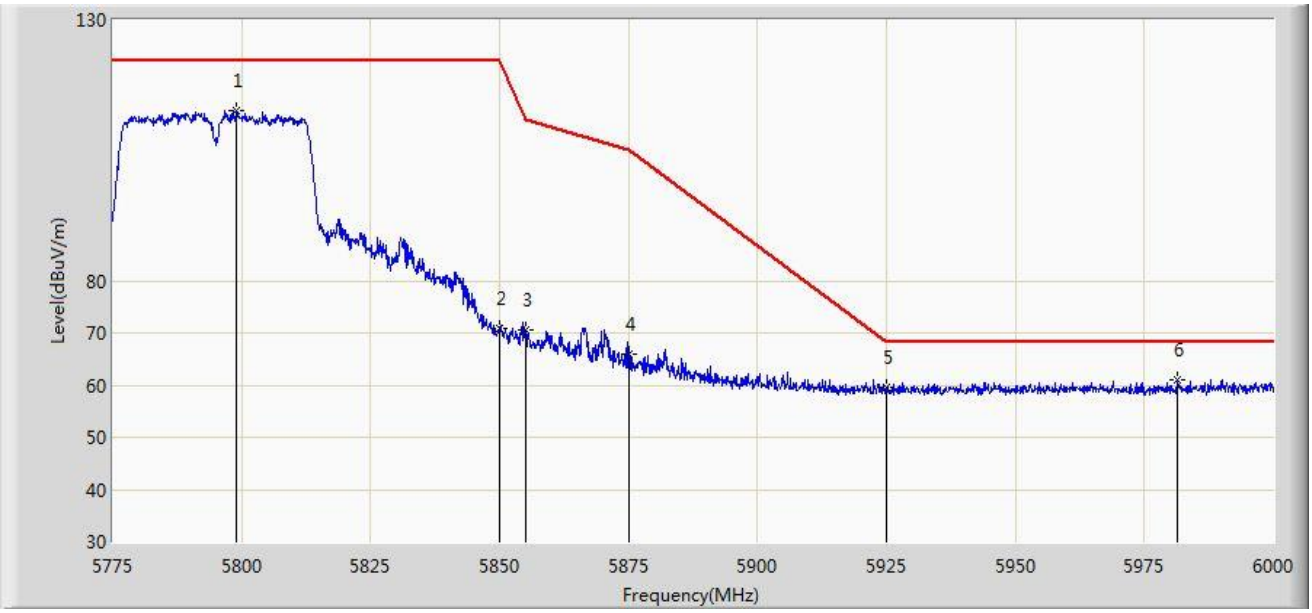

No	Mark	Frequency (MHz)	Measure Level (dBuV/m)	Reading Level (dBuV)	Margin (dB)	Limit (dBuV/m)	Factor (dB)	Type
1		5798.850	112.683	107.365	N/A	N/A	5.318	PK
2		5850.000	70.802	65.288	-51.398	122.200	5.514	PK
3		5855.000	70.648	65.115	-40.152	110.800	5.533	PK
4		5875.000	65.881	60.271	-39.319	105.200	5.610	PK
5		5925.000	59.488	53.686	-8.712	68.200	5.802	PK
6	*	5981.325	60.975	54.957	-7.225	68.200	6.018	PK

Note: Measure Level (dBμV/m) = Reading Level (dBμV) + Factor (dB)

Factor (dB) = Cable Loss (dB) + Antenna Factor (dB/m).

Site: AC1	Time: 2019/06/28 - 23:53
Limit: FCC_Part15.209_RE(3m)	Engineer: Kevin Ker
Probe: BBHA 9120D_1-18GHz	Polarity: Horizontal
EUT: ACCESS POINT	Power: AC 120V/60Hz
Test Mode: Transmit by 802.11 ac-VHT80 at channel 5210MHz Ant 0 + 1	

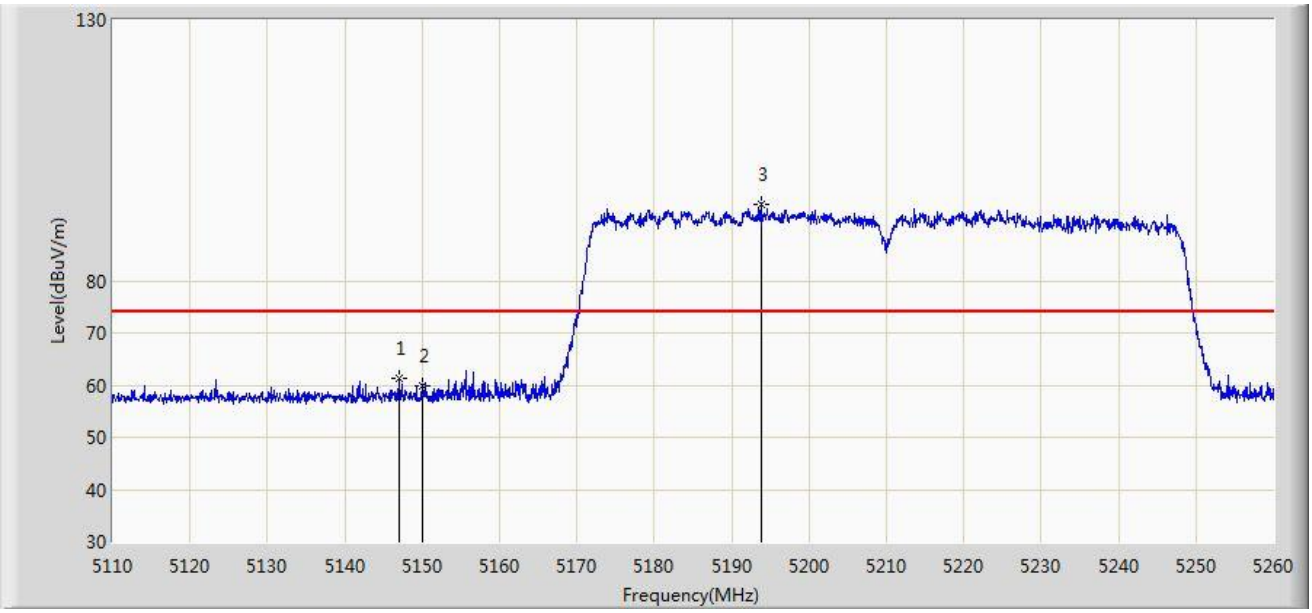

No	Mark	Frequency (MHz)	Measure Level (dBuV/m)	Reading Level (dBuV)	Margin (dB)	Limit (dBuV/m)	Factor (dB)	Type
1		5146.975	61.228	57.355	-12.772	74.000	3.873	PK
2		5150.000	59.909	56.033	-14.091	74.000	3.876	PK
3	*	5193.775	94.782	90.869	N/A	N/A	3.913	PK

Note: Measure Level (dBµV/m) = Reading Level (dBµV) + Factor (dB)

Factor (dB) = Cable Loss (dB) + Antenna Factor (dB/m).

Site: AC1	Time: 2019/06/28 - 23:54
Limit: FCC_Part15.209_RE(3m)	Engineer: Kevin Ker
Probe: BBHA 9120D_1-18GHz	Polarity: Horizontal
EUT: ACCESS POINT	Power: AC 120V/60Hz
Test Mode: Transmit by 802.11 ac-VHT80 at channel 5210MHz Ant 0 + 1	

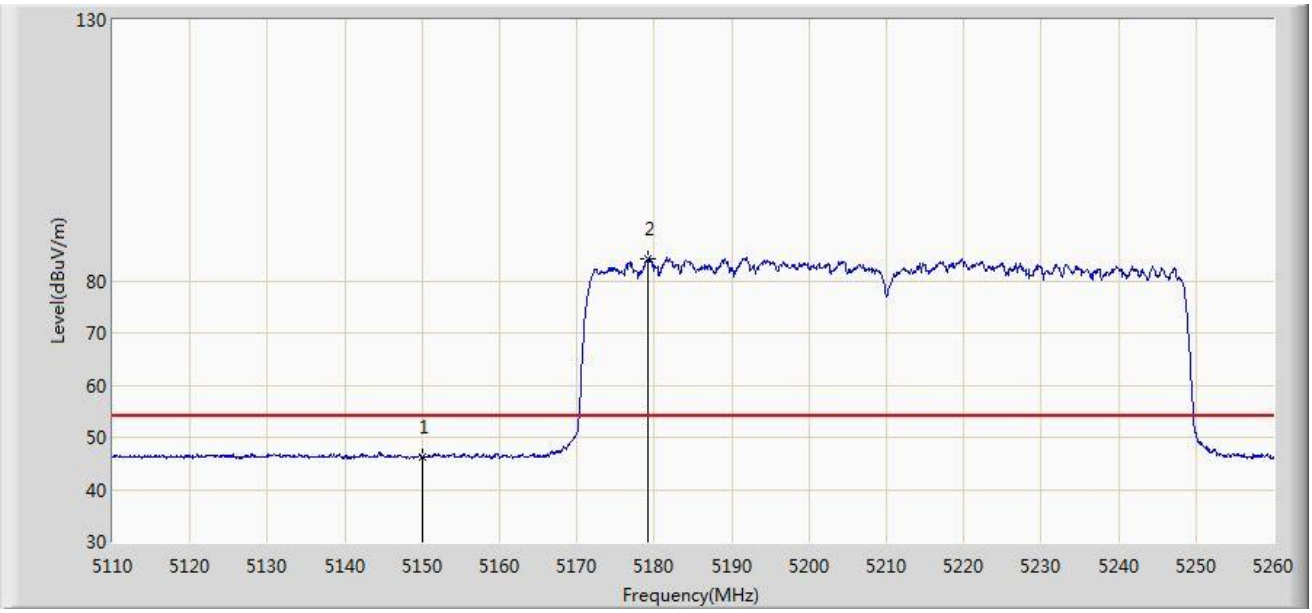

No	Mark	Frequency (MHz)	Measure Level (dBuV/m)	Reading Level (dBuV)	Margin (dB)	Limit (dBuV/m)	Factor (dB)	Type
1		5150.000	46.333	42.457	-7.667	54.000	3.876	AV
2	*	5179.225	84.212	80.311	N/A	N/A	3.901	AV

Note: Measure Level (dBµV/m) = Reading Level (dBµV) + Factor (dB)

Factor (dB) = Cable Loss (dB) + Antenna Factor (dB/m).

Site: AC1	Time: 2019/06/28 - 23:53
Limit: FCC_Part15.209_RE(3m)	Engineer: Kevin Ker
Probe: BBHA 9120D_1-18GHz	Polarity: Vertical
EUT: ACCESS POINT	Power: AC 120V/60Hz
Test Mode: Transmit by 802.11 ac-VHT80 at channel 5210MHz Ant 0 + 1	

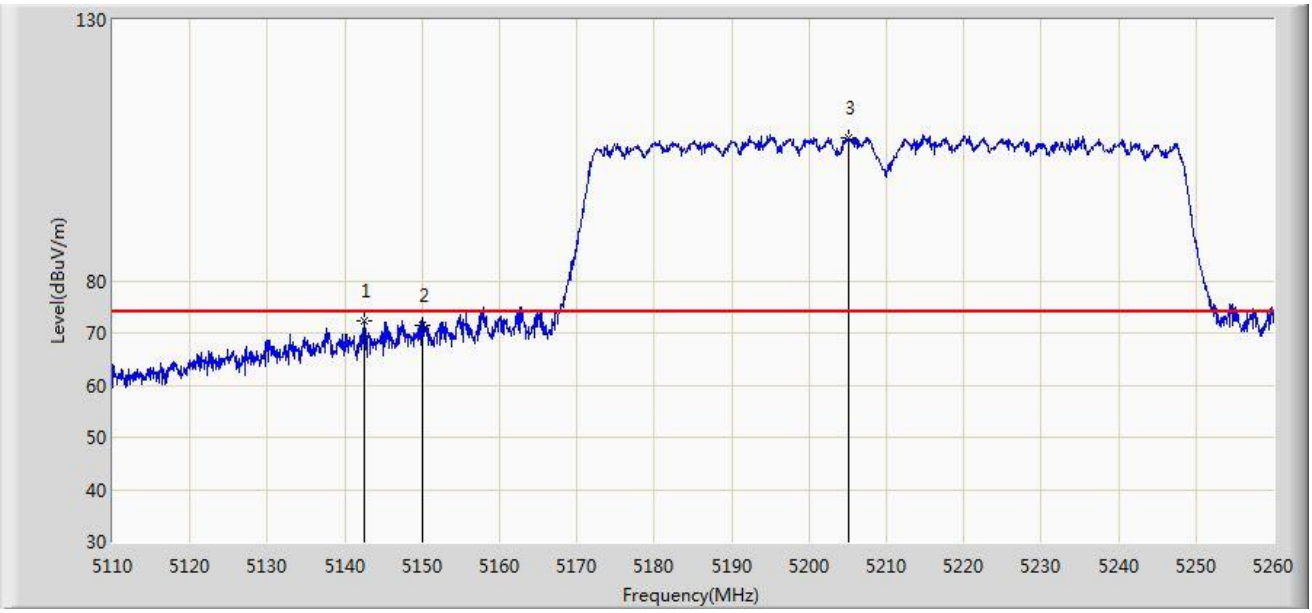

No	Mark	Frequency (MHz)	Measure Level (dBuV/m)	Reading Level (dBuV)	Margin (dB)	Limit (dBuV/m)	Factor (dB)	Type
1		5142.550	72.190	68.321	-1.810	74.000	3.869	PK
2		5150.000	71.351	67.475	-2.649	74.000	3.876	PK
3	*	5205.025	107.519	103.596	N/A	N/A	3.923	PK

Note: Measure Level (dBμV/m) = Reading Level (dBμV) + Factor (dB)

Factor (dB) = Cable Loss (dB) + Antenna Factor (dB/m).

Site: AC1	Time: 2019/06/28 - 23:52
Limit: FCC_Part15.209_RE(3m)	Engineer: Kevin Ker
Probe: BBHA 9120D_1-18GHz	Polarity: Vertical
EUT: ACCESS POINT	Power: AC 120V/60Hz
Test Mode: Transmit by 802.11 ac-VHT80 at channel 5210MHz Ant 0 + 1	

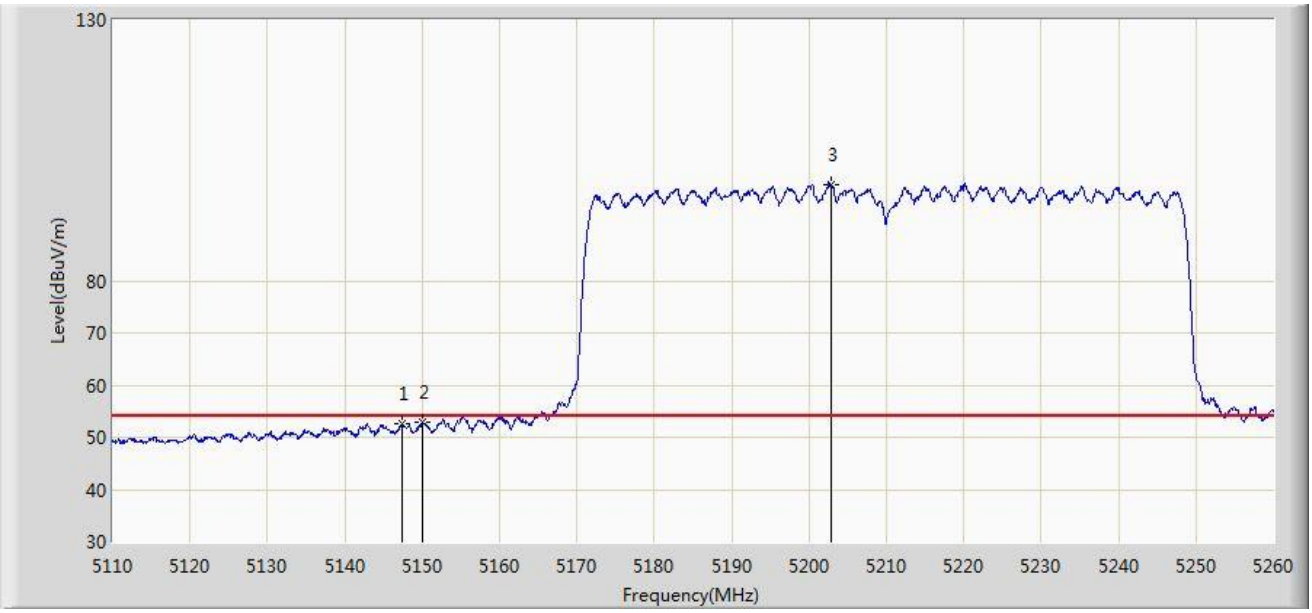

No	Mark	Frequency (MHz)	Measure Level (dBuV/m)	Reading Level (dBuV)	Margin (dB)	Limit (dBuV/m)	Factor (dB)	Type
1		5147.350	52.537	48.664	-1.463	54.000	3.873	AV
2		5150.000	52.848	48.972	-1.152	54.000	3.876	AV
3	*	5202.775	98.485	94.564	N/A	N/A	3.921	AV

Note: Measure Level (dBµV/m) = Reading Level (dBµV) + Factor (dB)

Factor (dB) = Cable Loss (dB) + Antenna Factor (dB/m).

Site: AC1	Time: 2019/06/29 - 00:13
Limit: FCC_Part15.407_Band Edge(3m)	Engineer: Kevin Ker
Probe: BBHA 9120D_1-18GHz	Polarity: Horizontal
EUT: ACCESS POINT	Power: AC 120V/60Hz
Test Mode: Transmit by 802.11 ac-VHT80 at channel 5775MHz	

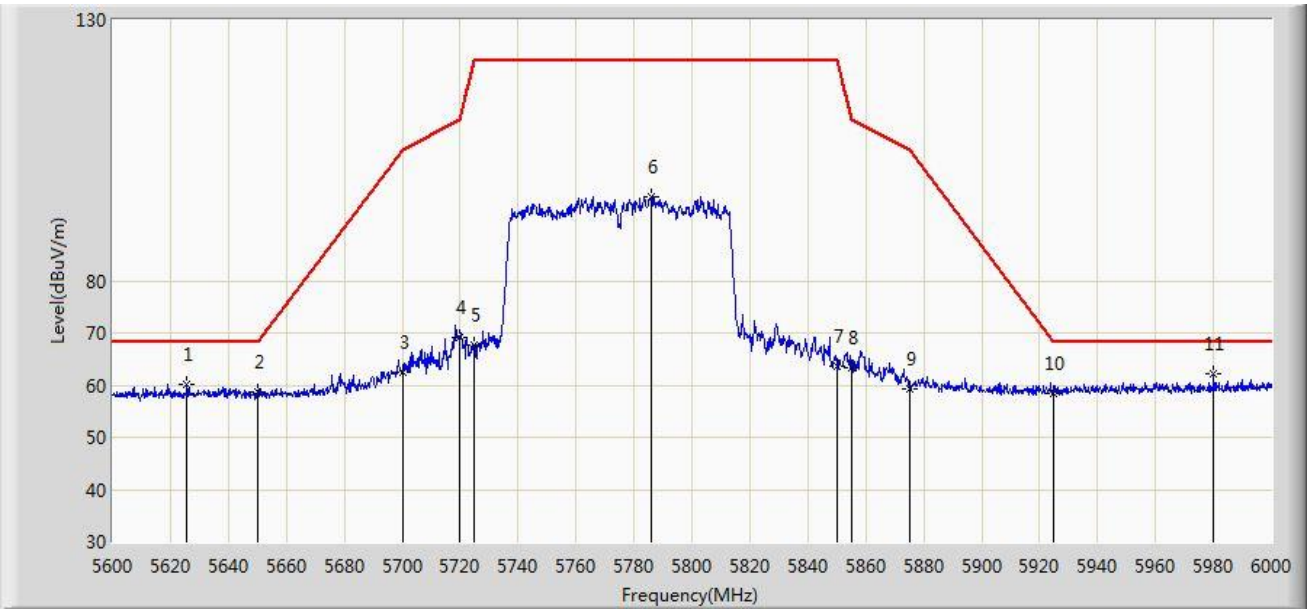

No	Mark	Frequency (MHz)	Measure Level (dBuV/m)	Reading Level (dBuV)	Margin (dB)	Limit (dBuV/m)	Factor (dB)	Type
1		5625.800	60.213	55.560	-7.987	68.200	4.653	PK
2		5650.000	58.830	54.084	-9.370	68.200	4.746	PK
3		5700.000	62.537	57.599	-42.663	105.200	4.938	PK
4		5720.000	69.122	64.107	-41.678	110.800	5.015	PK
5		5725.000	67.549	62.515	-54.651	122.200	5.034	PK
6		5786.000	96.102	90.833	N/A	N/A	5.269	PK
7		5850.000	63.630	58.116	-58.570	122.200	5.514	PK
8		5855.000	63.452	57.919	-47.348	110.800	5.533	PK
9		5875.000	59.308	53.698	-45.892	105.200	5.610	PK
10		5925.000	58.290	52.488	-9.910	68.200	5.802	PK
11	*	5980.200	62.057	56.043	-6.143	68.200	6.014	PK

Note: Measure Level (dBµV/m) = Reading Level (dBµV) + Factor (dB)

Factor (dB) = Cable Loss (dB) + Antenna Factor (dB/m).

Site: AC1	Time: 2019/06/29 - 00:09

Limit: FCC_Part15.407_Band Edge(3m)	Engineer: Kevin Ker
Probe: BBHA 9120D_1-18GHz	Polarity: Vertical
EUT: ACCESS POINT	Power: AC 120V/60Hz
Test Mode: Transmit by 802.11 ac-VHT80 at channel 5775MHz	

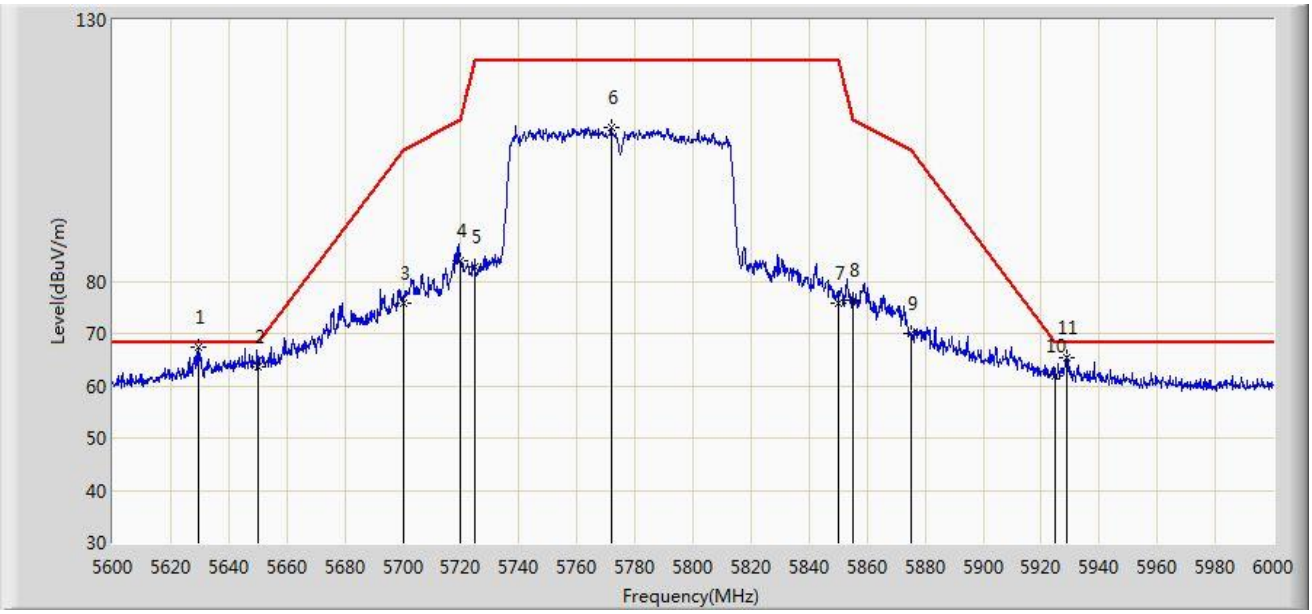

No	Mark	Frequency (MHz)	Measure Level (dBuV/m)	Reading Level (dBuV)	Margin (dB)	Limit (dBuV/m)	Factor (dB)	Type
1	*	5629.800	67.343	62.674	-0.857	68.200	4.669	PK
2		5650.000	63.750	59.004	-4.450	68.200	4.746	PK
3		5700.000	75.790	70.852	-29.410	105.200	4.938	PK
4		5720.000	84.001	78.986	-26.799	110.800	5.015	PK
5		5725.000	82.683	77.649	-39.517	122.200	5.034	PK
6		5771.800	109.330	104.116	N/A	N/A	5.214	PK
7		5850.000	75.845	70.331	-46.355	122.200	5.514	PK
8		5855.000	76.493	70.960	-34.307	110.800	5.533	PK
9		5875.000	70.135	64.525	-35.065	105.200	5.610	PK
10		5925.000	61.998	56.196	-6.202	68.200	5.802	PK
11		5929.000	65.392	59.575	-2.808	68.200	5.817	PK

Note: Measure Level (dBµV/m) = Reading Level (dBµV) + Factor (dB)

Factor (dB) = Cable Loss (dB) + Antenna Factor (dB/m).

Site: AC1	Time: 2019/06/29 - 00:20
Limit: FCC_Part15.209_RE(3m)	Engineer: Kevin Ker
Probe: BBHA 9120D_1-18GHz	Polarity: Horizontal
EUT: ACCESS POINT	Power: AC 120V/60Hz
Test Mode: Transmit by 802.11 ax-HE20 at channel 5180MHz Ant 0 + 1	

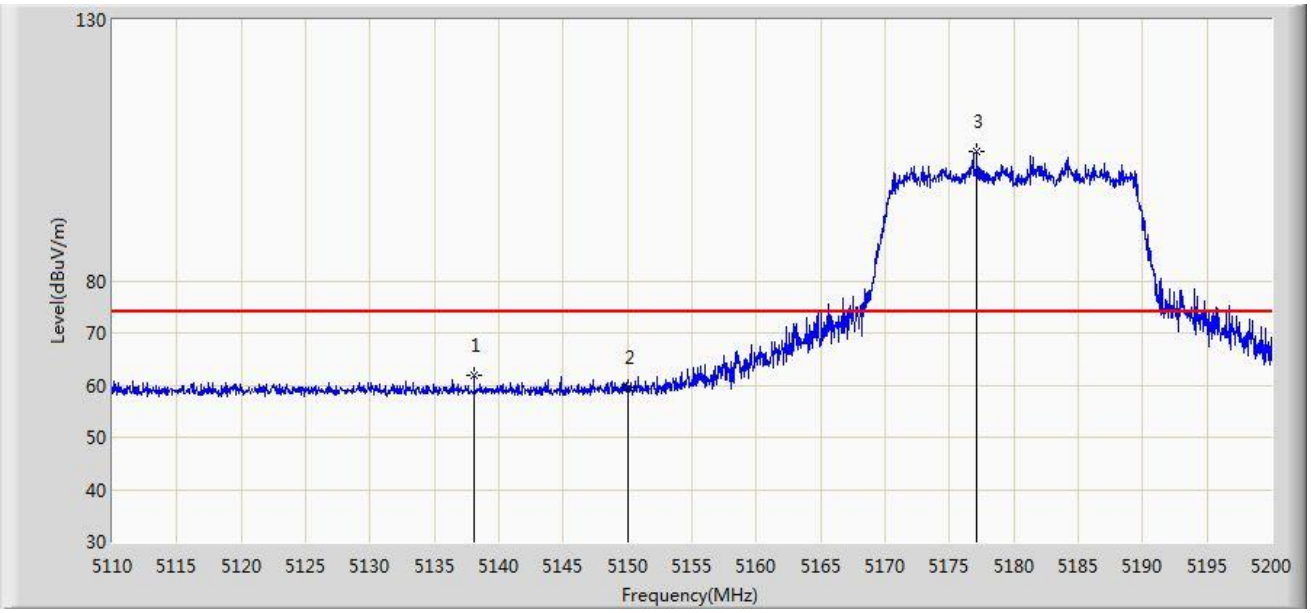

No	Mark	Frequency (MHz)	Measure Level (dBuV/m)	Reading Level (dBuV)	Margin (dB)	Limit (dBuV/m)	Factor (dB)	Type
1		5138.080	62.002	58.136	-11.998	74.000	3.866	PK
2		5150.000	59.686	55.810	-14.314	74.000	3.876	PK
3	*	5177.140	104.893	100.994	N/A	N/A	3.899	PK

Note: Measure Level (dBμV/m) = Reading Level (dBμV) + Factor (dB)

Factor (dB) = Cable Loss (dB) + Antenna Factor (dB/m).

Site: AC1	Time: 2019/06/29 - 00:22
Limit: FCC_Part15.209_RE(3m)	Engineer: Kevin Ker
Probe: BBHA 9120D_1-18GHz	Polarity: Horizontal
EUT: ACCESS POINT	Power: AC 120V/60Hz
Test Mode: Transmit by 802.11 ax-HE20 at channel 5180MHz Ant 0 + 1	

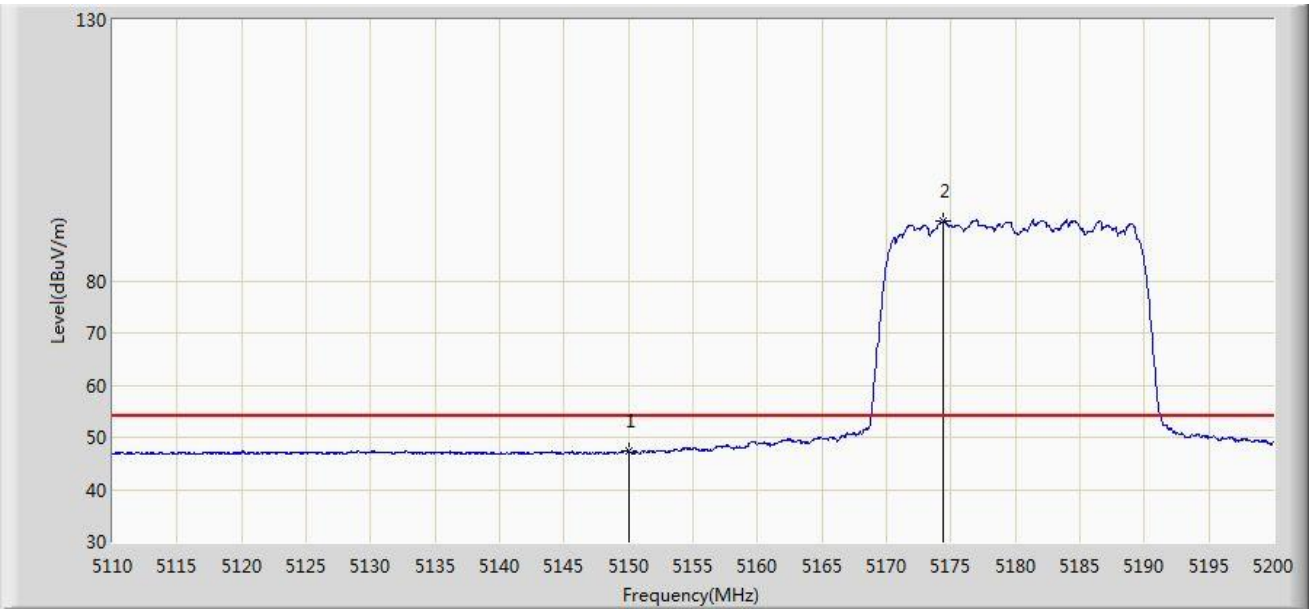

No	Mark	Frequency (MHz)	Measure Level (dBuV/m)	Reading Level (dBuV)	Margin (dB)	Limit (dBuV/m)	Factor (dB)	Type
1		5150.000	47.367	43.491	-6.633	54.000	3.876	AV
2	*	5174.395	91.354	87.458	N/A	N/A	3.896	AV

Note: Measure Level (dBµV/m) = Reading Level (dBµV) + Factor (dB)

Factor (dB) = Cable Loss (dB) + Antenna Factor (dB/m).

Site: AC1	Time: 2019/06/29 - 00:18
Limit: FCC_Part15.209_RE(3m)	Engineer: Kevin Ker
Probe: BBHA 9120D_1-18GHz	Polarity: Vertical
EUT: ACCESS POINT	Power: AC 120V/60Hz
Test Mode: Transmit by 802.11 ax-HE20 at channel 5180MHz Ant 0 + 1	

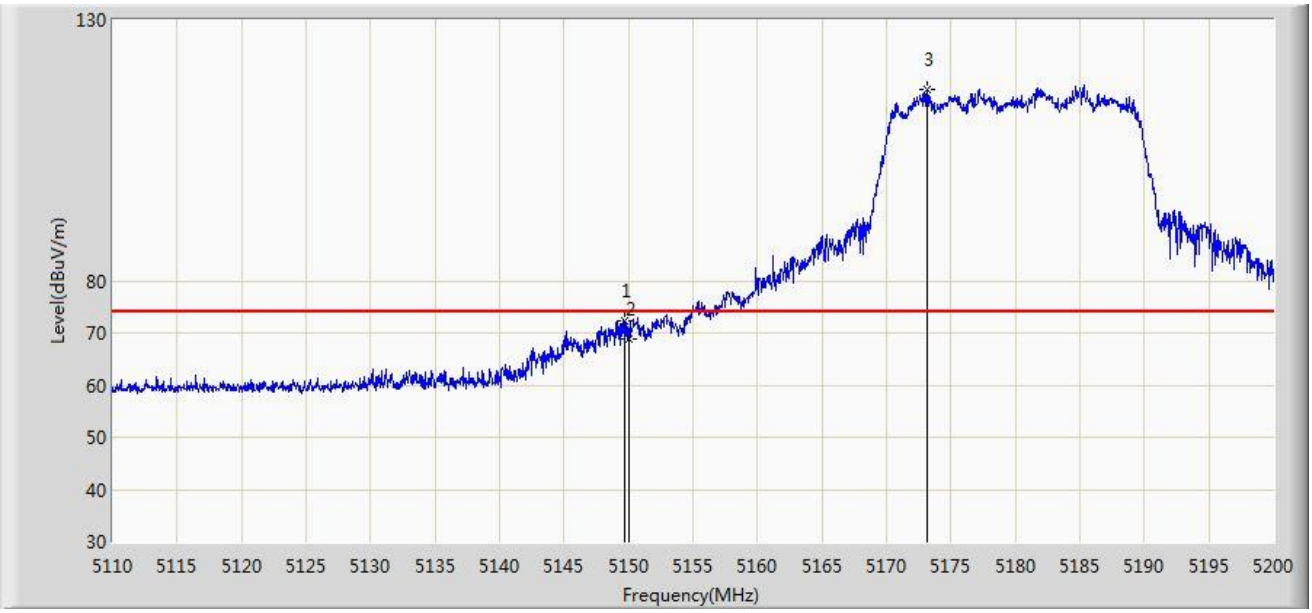

No	Mark	Frequency (MHz)	Measure Level (dBuV/m)	Reading Level (dBuV)	Margin (dB)	Limit (dBuV/m)	Factor (dB)	Type
1		5149.645	72.448	68.573	-1.552	74.000	3.875	PK
2		5150.000	68.943	65.067	-5.057	74.000	3.876	PK
3	*	5173.180	116.706	112.811	N/A	N/A	3.895	PK

Note: Measure Level (dBμV/m) = Reading Level (dBμV) + Factor (dB)

Factor (dB) = Cable Loss (dB) + Antenna Factor (dB/m).

Site: AC1	Time: 2019/06/29 - 00:20
Limit: FCC_Part15.209_RE(3m)	Engineer: Kevin Ker
Probe: BBHA 9120D_1-18GHz	Polarity: Vertical
EUT: ACCESS POINT	Power: AC 120V/60Hz
Test Mode: Transmit by 802.11 ax-HE20 at channel 5180MHz Ant 0 + 1	

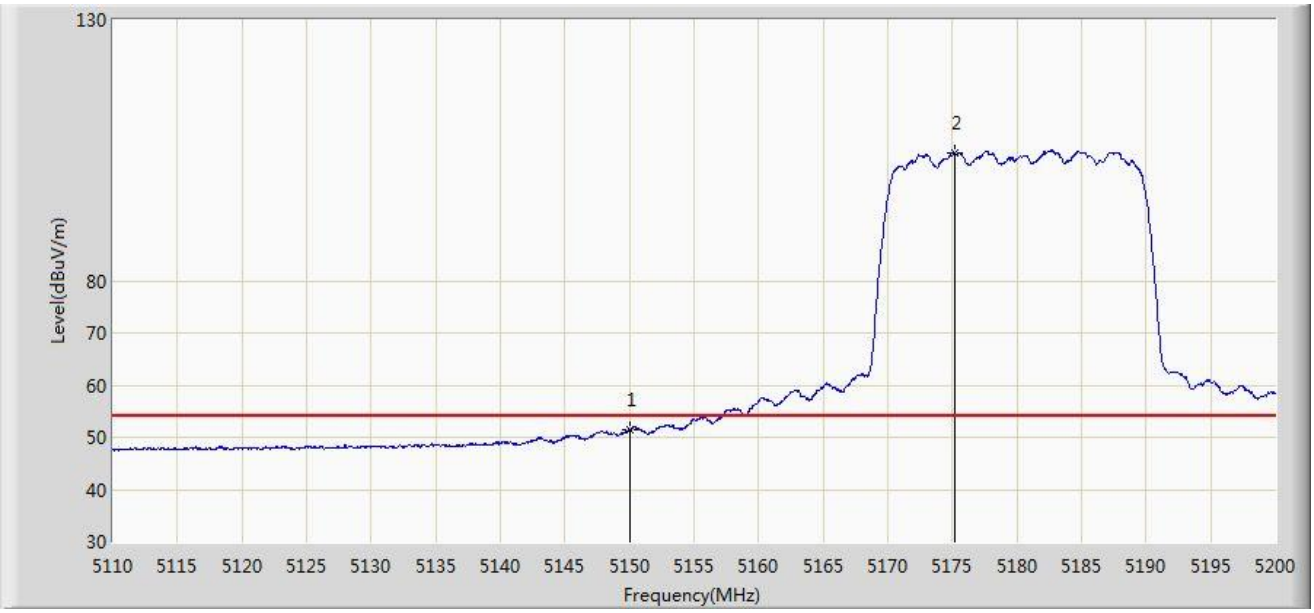

No	Mark	Frequency (MHz)	Measure Level (dBuV/m)	Reading Level (dBuV)	Margin (dB)	Limit (dBuV/m)	Factor (dB)	Type
1		5150.000	51.355	47.479	-2.645	54.000	3.876	AV
2	*	5175.160	104.524	100.627	N/A	N/A	3.897	AV

Note: Measure Level (dBµV/m) = Reading Level (dBµV) + Factor (dB)

Factor (dB) = Cable Loss (dB) + Antenna Factor (dB/m).

Site: AC1	Time: 2019/06/29 - 00:48
Limit: FCC_Part15.407_Band Edge(3m)	Engineer: Kevin Ker
Probe: BBHA 9120D_1-18GHz	Polarity: Horizontal
EUT: ACCESS POINT	Power: AC 120V/60Hz
Test Mode: Transmit by 802.11 ax-HE20 at channel 5745MHz Ant 0 + 1	

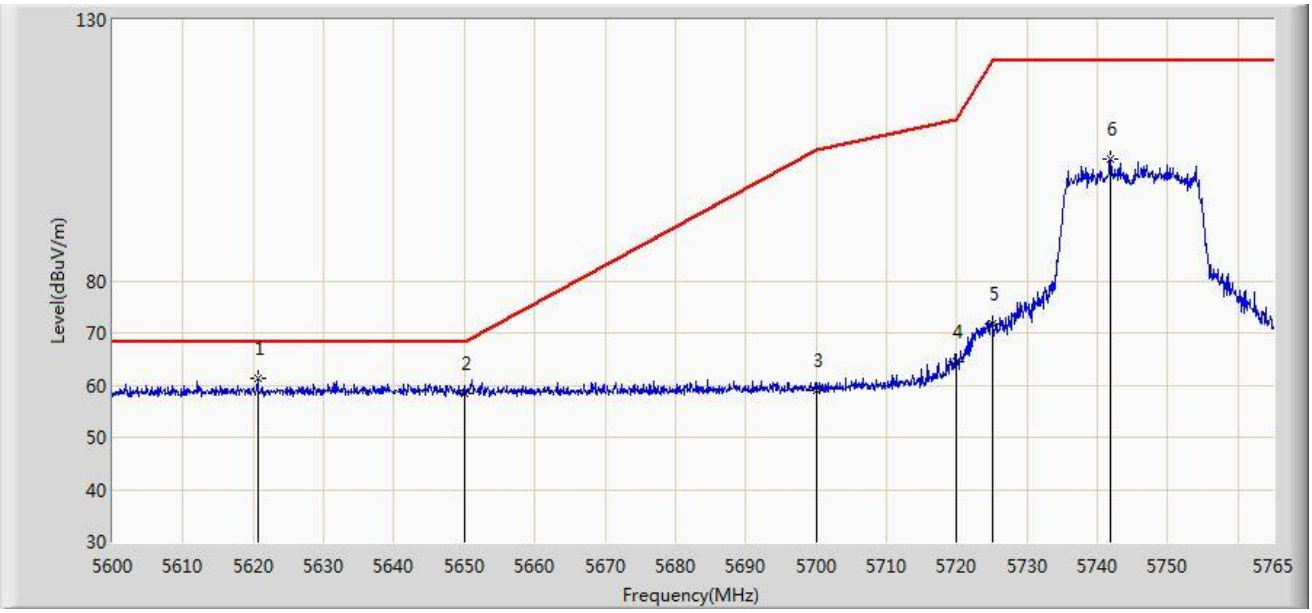

No	Mark	Frequency (MHz)	Measure Level (dBuV/m)	Reading Level (dBuV)	Margin (dB)	Limit (dBuV/m)	Factor (dB)	Type
1	*	5620.625	61.220	56.587	-6.980	68.200	4.633	PK
2		5650.000	58.370	53.624	-9.830	68.200	4.746	PK
3		5700.000	59.110	54.172	-46.090	105.200	4.938	PK
4		5720.000	64.471	59.456	-46.329	110.800	5.015	PK
5		5725.000	71.612	66.578	-50.588	122.200	5.034	PK
6		5741.900	103.325	98.226	N/A	N/A	5.099	PK

Note: Measure Level (dBμV/m) = Reading Level (dBμV) + Factor (dB)

Factor (dB) = Cable Loss (dB) + Antenna Factor (dB/m).

Site: AC1	Time: 2019/06/29 - 00:44
Limit: FCC_Part15.407_Band Edge(3m)	Engineer: Kevin Ker
Probe: BBHA 9120D_1-18GHz	Polarity: Vertical
EUT: ACCESS POINT	Power: AC 120V/60Hz
Test Mode: Transmit by 802.11 ax-HE20 at channel 5745MHz Ant 0 + 1	

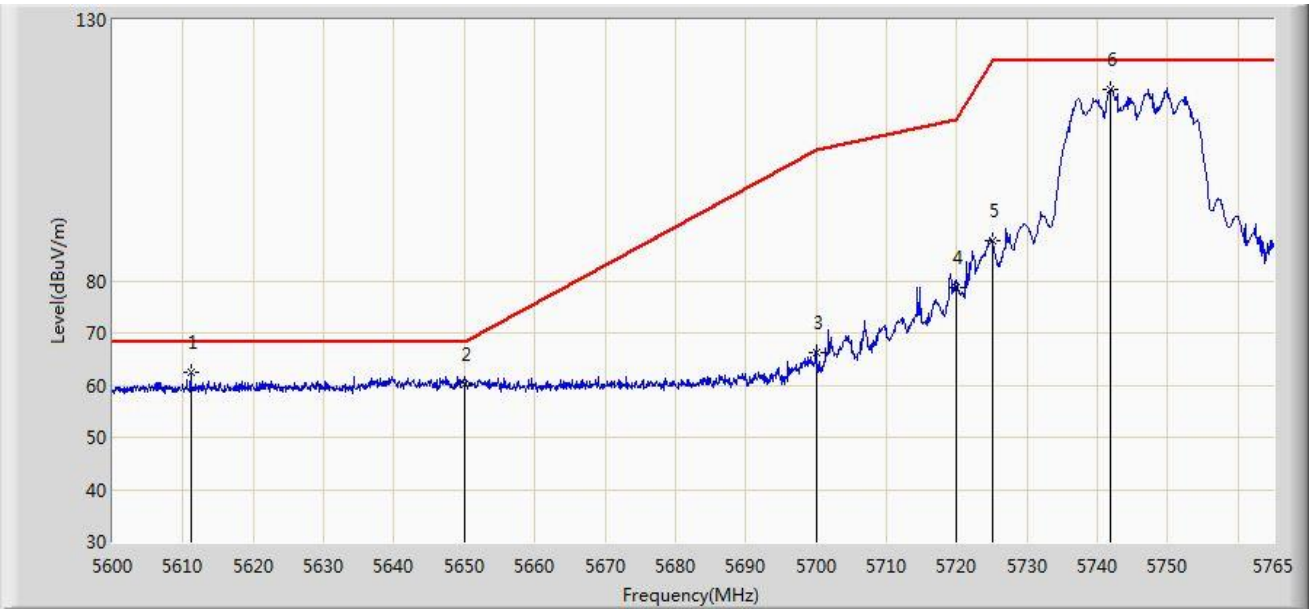

No	Mark	Frequency (MHz)	Measure Level (dBuV/m)	Reading Level (dBuV)	Margin (dB)	Limit (dBuV/m)	Factor (dB)	Type
1		5611.138	62.473	57.877	-5.727	68.200	4.596	PK
2		5650.000	60.286	55.540	-7.914	68.200	4.746	PK
3		5700.000	66.228	61.290	-38.972	105.200	4.938	PK
4		5720.000	78.625	73.610	-32.175	110.800	5.015	PK
5		5725.000	87.637	82.603	-34.563	122.200	5.034	PK
6	*	5741.900	116.789	111.690	N/A	N/A	5.099	PK

Note: Measure Level (dBµV/m) = Reading Level (dBµV) + Factor (dB)

Factor (dB) = Cable Loss (dB) + Antenna Factor (dB/m).

Site: AC1	Time: 2019/06/29 - 00:53
Limit: FCC_Part15.407_Band Edge(3m)	Engineer: Kevin Ker
Probe: BBHA 9120D_1-18GHz	Polarity: Horizontal
EUT: ACCESS POINT	Power: AC 120V/60Hz
Test Mode: Transmit by 802.11 ax-HE20 at channel 5825MHz Ant 0 + 1	

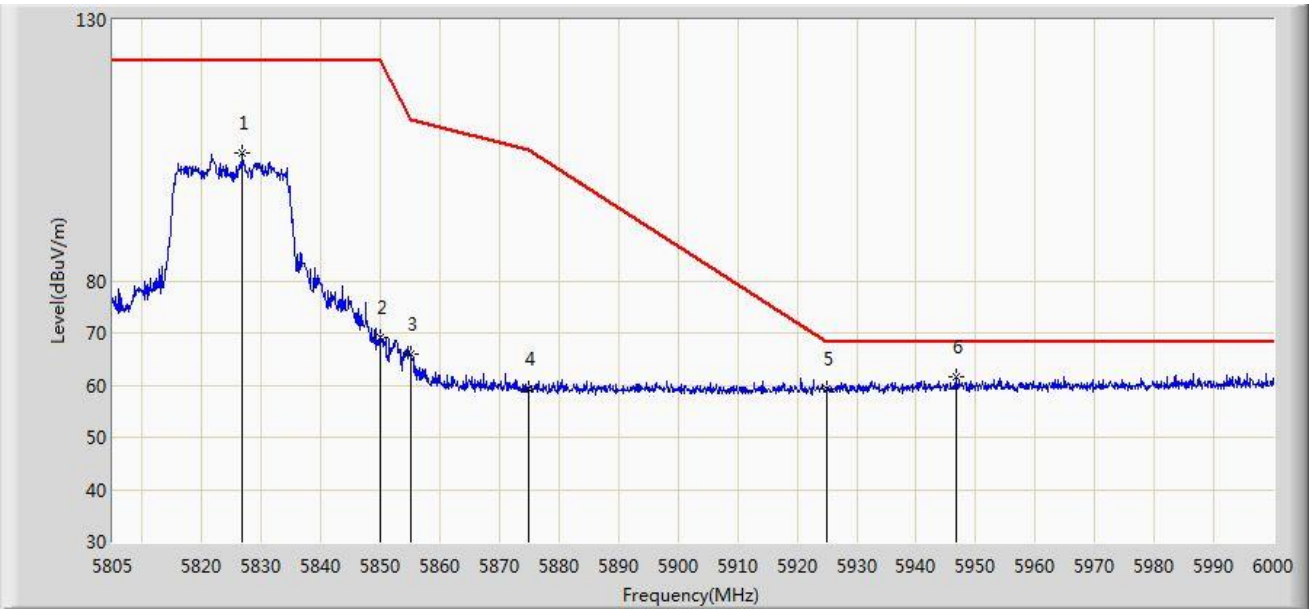

No	Mark	Frequency (MHz)	Measure Level (dBuV/m)	Reading Level (dBuV)	Margin (dB)	Limit (dBuV/m)	Factor (dB)	Type
1		5826.743	104.515	99.090	N/A	N/A	5.425	PK
2		5850.000	69.035	63.521	-53.165	122.200	5.514	PK
3		5855.000	65.952	60.419	-44.848	110.800	5.533	PK
4		5875.000	59.179	53.569	-46.021	105.200	5.610	PK
5		5925.000	59.231	53.429	-8.969	68.200	5.802	PK
6	*	5946.765	61.524	55.638	-6.676	68.200	5.887	PK

Note: Measure Level (dBμV/m) = Reading Level (dBμV) + Factor (dB)

Factor (dB) = Cable Loss (dB) + Antenna Factor (dB/m).

Site: AC1	Time: 2019/06/29 - 00:50
Limit: FCC_Part15.407_Band Edge(3m)	Engineer: Kevin Ker
Probe: BBHA 9120D_1-18GHz	Polarity: Vertical
EUT: ACCESS POINT	Power: AC 120V/60Hz
Test Mode: Transmit by 802.11 ax-HE20 at channel 5825MHz Ant 0 + 1	

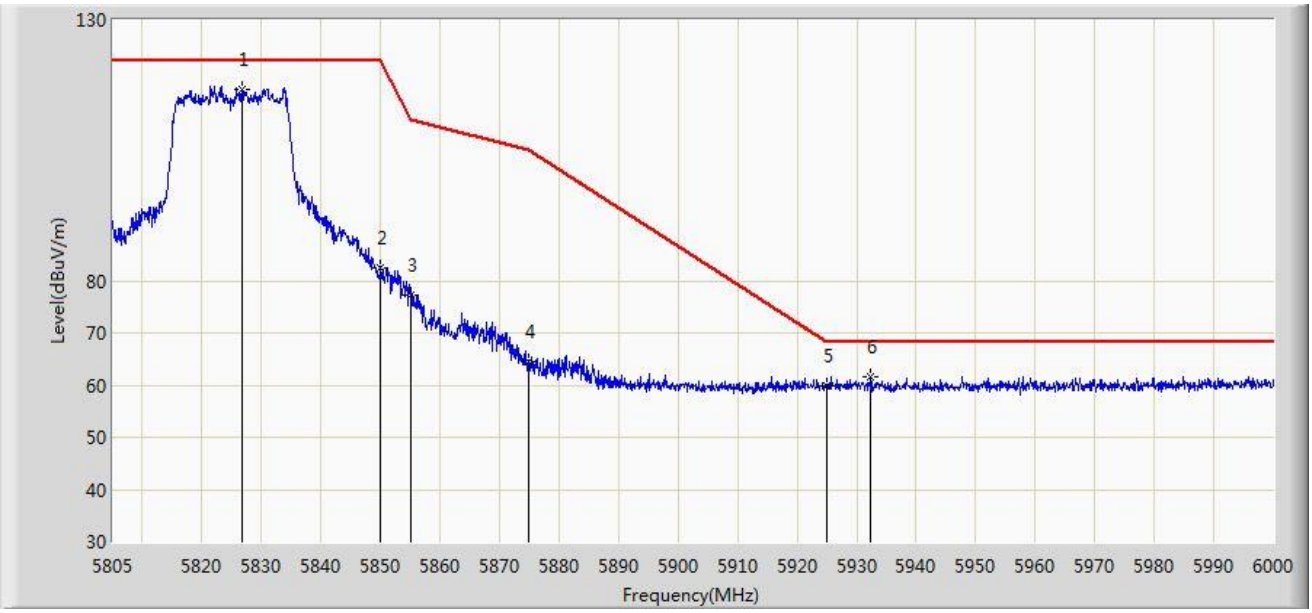

No	Mark	Frequency (MHz)	Measure Level (dBuV/m)	Reading Level (dBuV)	Margin (dB)	Limit (dBuV/m)	Factor (dB)	Type
1	*	5826.743	116.802	111.377	N/A	N/A	5.425	PK
2		5850.000	82.386	76.872	-39.814	122.200	5.514	PK
3		5855.000	77.262	71.729	-33.538	110.800	5.533	PK
4		5875.000	64.620	59.010	-40.580	105.200	5.610	PK
5		5925.000	59.983	54.181	-8.217	68.200	5.802	PK
6		5932.335	61.561	55.731	-6.639	68.200	5.830	PK

Note: Measure Level (dBµV/m) = Reading Level (dBµV) + Factor (dB)

Factor (dB) = Cable Loss (dB) + Antenna Factor (dB/m).

Site: AC1	Time: 2019/06/29 - 01:43
Limit: FCC_Part15.209_RE(3m)	Engineer: Kevin Ker
Probe: BBHA 9120D_1-18GHz	Polarity: Horizontal
EUT: ACCESS POINT	Power: AC 120V/60Hz
Test Mode: Transmit by 802.11 ax-HE40 at channel 5190MHz Ant 0 + 1	

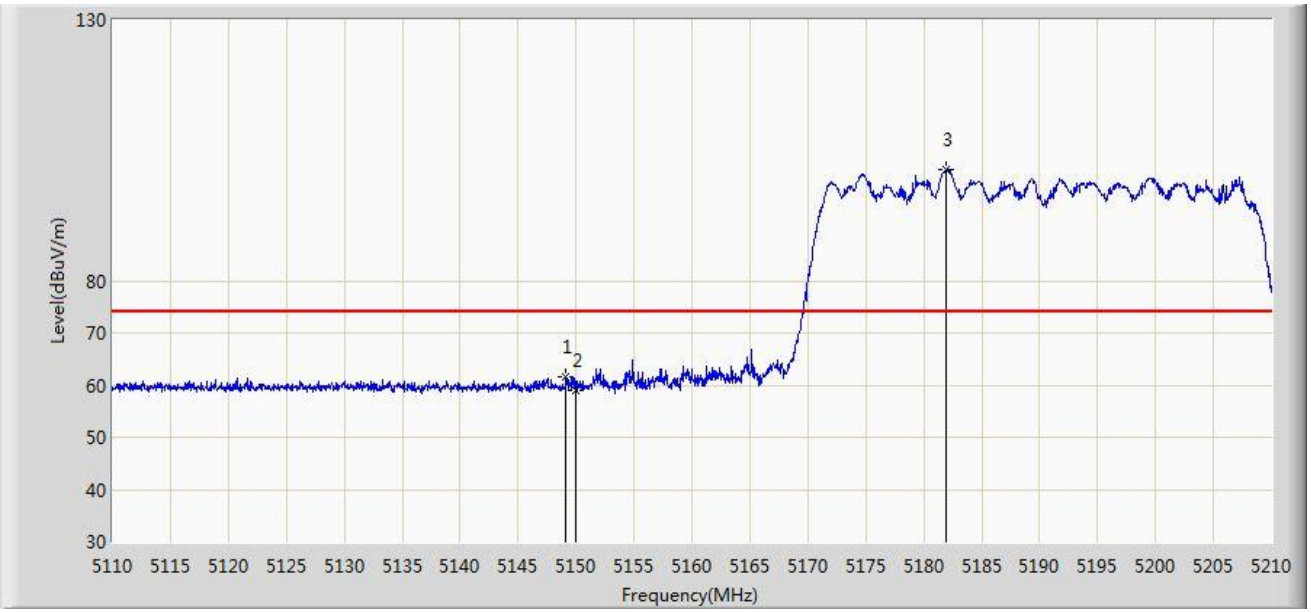

No	Mark	Frequency (MHz)	Measure Level (dBuV/m)	Reading Level (dBuV)	Margin (dB)	Limit (dBuV/m)	Factor (dB)	Type
1		5149.150	61.683	57.808	-12.317	74.000	3.875	PK
2		5150.000	58.922	55.046	-15.078	74.000	3.876	PK
3	*	5181.900	101.296	97.393	N/A	N/A	3.903	PK

Note: Measure Level (dBμV/m) = Reading Level (dBμV) + Factor (dB)

Factor (dB) = Cable Loss (dB) + Antenna Factor (dB/m).

Site: AC1	Time: 2019/06/29 - 01:46
Limit: FCC_Part15.209_RE(3m)	Engineer: Kevin Ker
Probe: BBHA 9120D_1-18GHz	Polarity: Horizontal
EUT: ACCESS POINT	Power: AC 120V/60Hz
Test Mode: Transmit by 802.11 ax-HE40 at channel 5190MHz Ant 0 + 1	

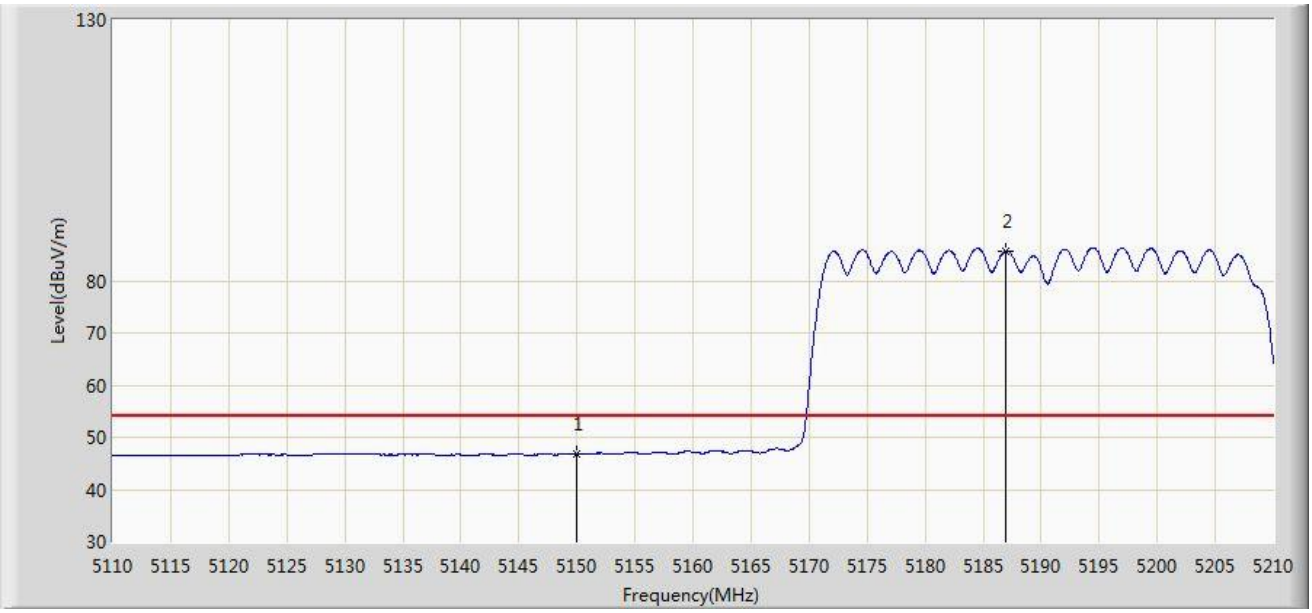

No	Mark	Frequency (MHz)	Measure Level (dBuV/m)	Reading Level (dBuV)	Margin (dB)	Limit (dBuV/m)	Factor (dB)	Type
1		5150.000	46.843	42.967	-7.157	54.000	3.876	AV
2	*	5186.950	85.777	81.870	N/A	N/A	3.907	AV

Note: Measure Level (dBµV/m) = Reading Level (dBµV) + Factor (dB)

Factor (dB) = Cable Loss (dB) + Antenna Factor (dB/m).

Site: AC1	Time: 2019/06/29 - 01:28
Limit: FCC_Part15.209_RE(3m)	Engineer: Kevin Ker
Probe: BBHA 9120D_1-18GHz	Polarity: Vertical
EUT: ACCESS POINT	Power: AC 120V/60Hz
Test Mode: Transmit by 802.11 ax-HE40 at channel 5190MHz Ant 0 + 1	

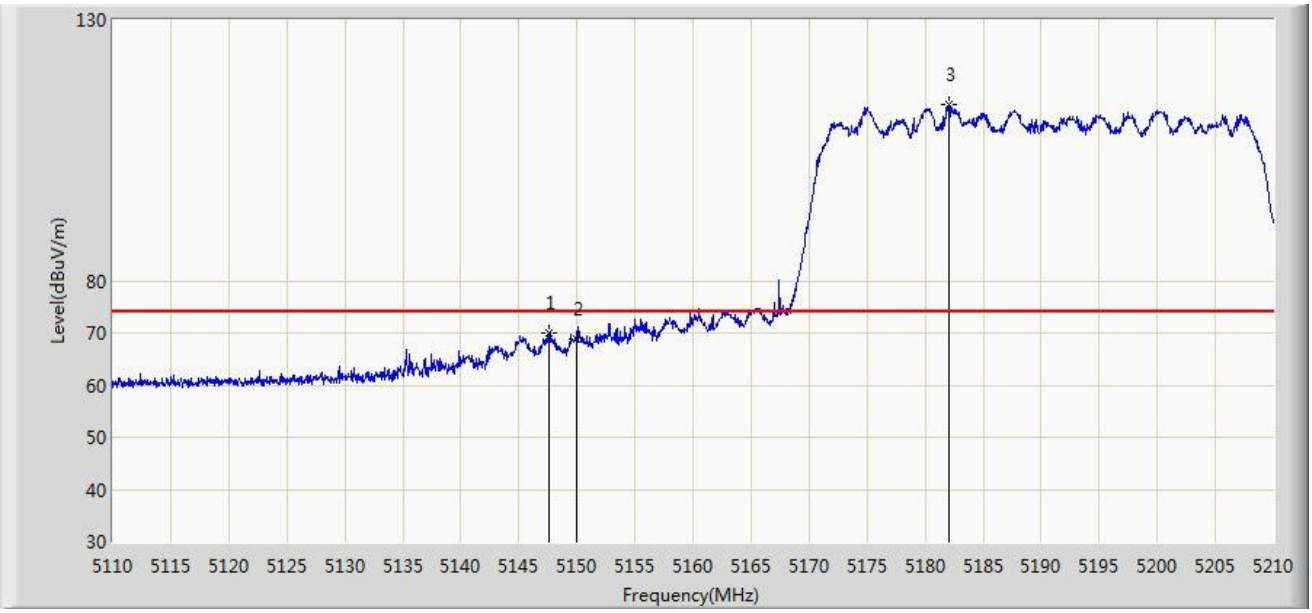

No	Mark	Frequency (MHz)	Measure Level (dBuV/m)	Reading Level (dBuV)	Margin (dB)	Limit (dBuV/m)	Factor (dB)	Type
1		5147.550	69.942	66.068	-4.058	74.000	3.874	PK
2		5150.000	68.726	64.850	-5.274	74.000	3.876	PK
3	*	5182.050	113.721	109.818	N/A	N/A	3.903	PK

Note: Measure Level (dBµV/m) = Reading Level (dBµV) + Factor (dB)

Factor (dB) = Cable Loss (dB) + Antenna Factor (dB/m).

Site: AC1	Time: 2019/06/29 - 01:41
Limit: FCC_Part15.209_RE(3m)	Engineer: Kevin Ker
Probe: BBHA 9120D_1-18GHz	Polarity: Vertical
EUT: ACCESS POINT	Power: AC 120V/60Hz
Test Mode: Transmit by 802.11 ax-HE40 at channel 5190MHz Ant 0 + 1	

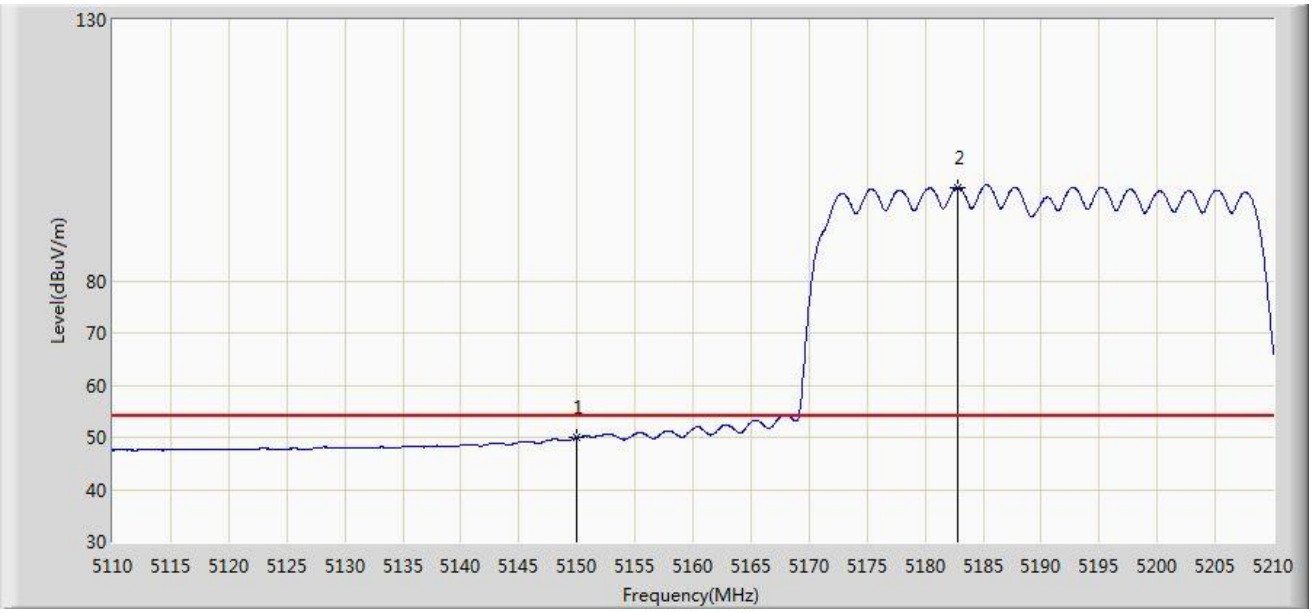

No	Mark	Frequency (MHz)	Measure Level (dBuV/m)	Reading Level (dBuV)	Margin (dB)	Limit (dBuV/m)	Factor (dB)	Type
1		5150.000	50.003	46.127	-3.997	54.000	3.876	AV
2	*	5182.750	97.900	93.996	N/A	N/A	3.904	AV

Note: Measure Level (dBµV/m) = Reading Level (dBµV) + Factor (dB)

Factor (dB) = Cable Loss (dB) + Antenna Factor (dB/m).

Site: AC1	Time: 2019/06/29 - 02:07
Limit: FCC_Part15.407_Band Edge(3m)	Engineer: Kevin Ker
Probe: BBHA 9120D_1-18GHz	Polarity: Horizontal
EUT: ACCESS POINT	Power: AC 120V/60Hz
Test Mode: Transmit by 802.11 ax-HE40 at channel 5755MHz Ant 0 + 1	

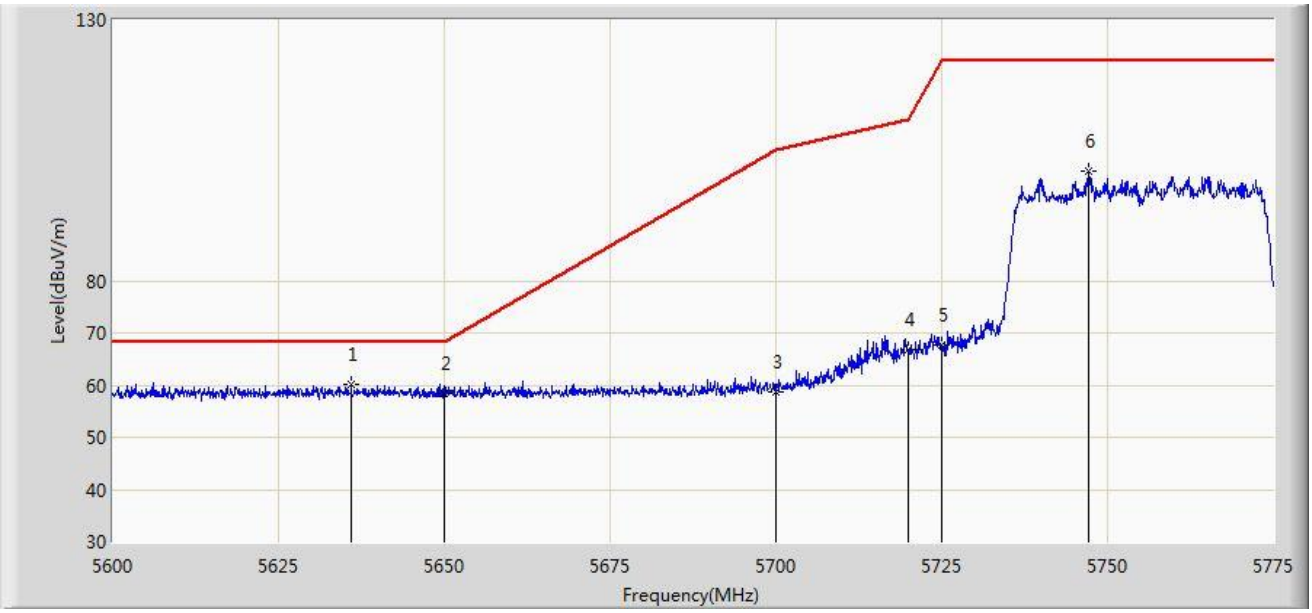

No	Mark	Frequency (MHz)	Measure Level (dBuV/m)	Reading Level (dBuV)	Margin (dB)	Limit (dBuV/m)	Factor (dB)	Type
1	*	5635.962	60.096	55.403	-8.104	68.200	4.693	PK
2		5650.000	58.385	53.639	-9.815	68.200	4.746	PK
3		5700.000	58.827	53.889	-46.373	105.200	4.938	PK
4		5720.000	66.819	61.804	-43.981	110.800	5.015	PK
5		5725.000	67.631	62.597	-54.569	122.200	5.034	PK
6		5747.087	101.050	95.932	N/A	N/A	5.118	PK

Note: Measure Level (dBµV/m) = Reading Level (dBµV) + Factor (dB)

Factor (dB) = Cable Loss (dB) + Antenna Factor (dB/m).

Site: AC1	Time: 2019/06/29 - 02:09
Limit: FCC_Part15.407_Band Edge(3m)	Engineer: Kevin Ker
Probe: BBHA 9120D_1-18GHz	Polarity: Vertical
EUT: ACCESS POINT	Power: AC 120V/60Hz
Test Mode: Transmit by 802.11 ax-HE40 at channel 5755MHz Ant 0 + 1	

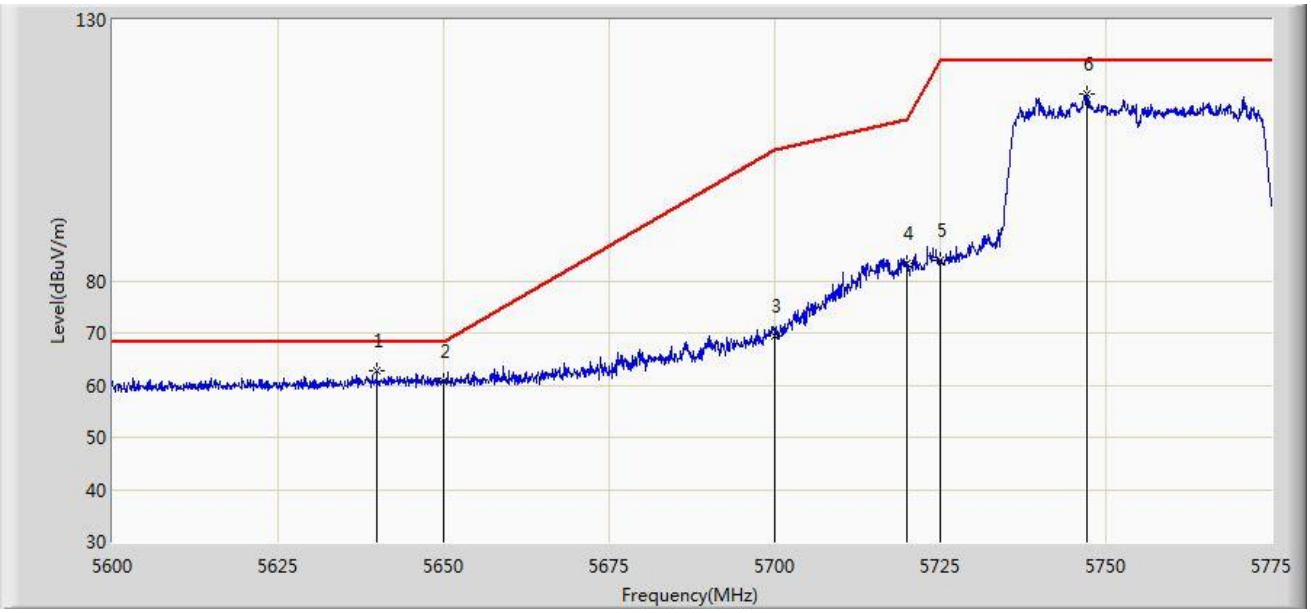

No	Mark	Frequency (MHz)	Measure Level (dBuV/m)	Reading Level (dBuV)	Margin (dB)	Limit (dBuV/m)	Factor (dB)	Type
1	*	5639.900	62.859	58.151	-5.341	68.200	4.708	PK
2		5650.000	60.618	55.872	-7.582	68.200	4.746	PK
3		5700.000	69.437	64.499	-35.763	105.200	4.938	PK
4		5720.000	83.195	78.180	-27.605	110.800	5.015	PK
5		5725.000	83.773	78.739	-38.427	122.200	5.034	PK
6		5747.087	115.777	110.659	N/A	N/A	5.118	PK

Note: Measure Level (dBµV/m) = Reading Level (dBµV) + Factor (dB)

Factor (dB) = Cable Loss (dB) + Antenna Factor (dB/m).

Site: AC1	Time: 2019/06/29 - 02:10
Limit: FCC_Part15.407_Band Edge(3m)	Engineer: Kevin Ker
Probe: BBHA 9120D_1-18GHz	Polarity: Horizontal
EUT: ACCESS POINT	Power: AC 120V/60Hz
Test Mode: Transmit by 802.11 ax-HE40 at channel 5795MHz Ant 0 + 1	

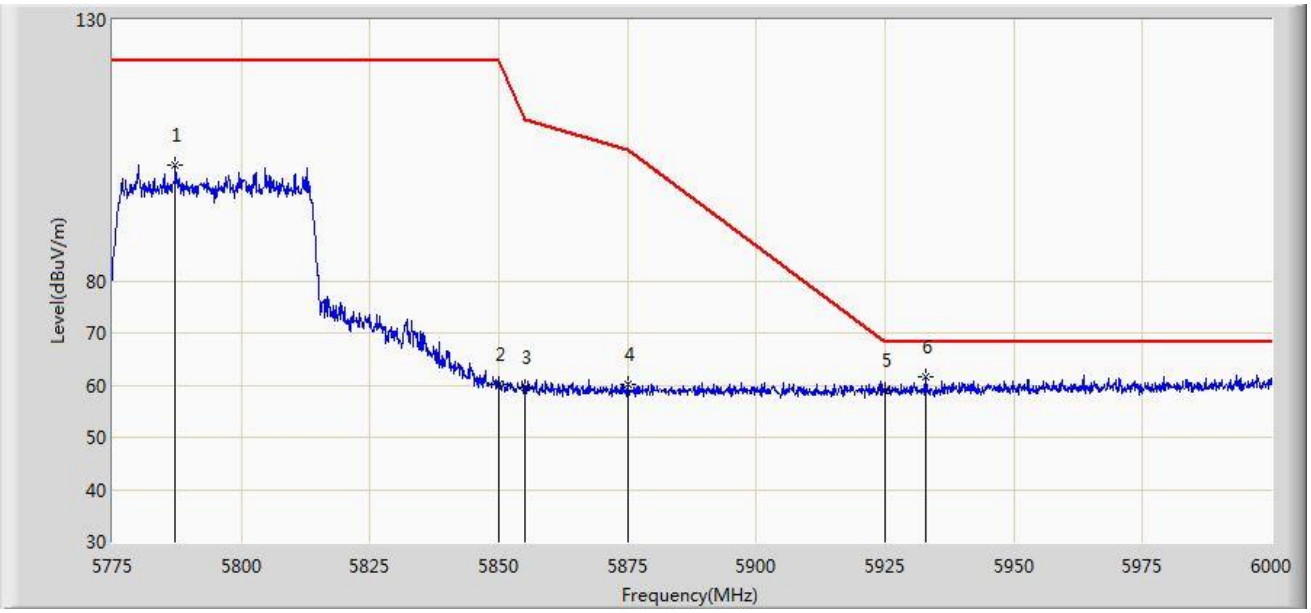

No	Mark	Frequency (MHz)	Measure Level (dBuV/m)	Reading Level (dBuV)	Margin (dB)	Limit (dBuV/m)	Factor (dB)	Type
1		5787.263	102.074	96.800	N/A	N/A	5.274	PK
2		5850.000	60.268	54.754	-61.932	122.200	5.514	PK
3		5855.000	59.639	54.106	-51.161	110.800	5.533	PK
4		5875.000	60.262	54.652	-44.938	105.200	5.610	PK
5		5925.000	59.124	53.322	-9.076	68.200	5.802	PK
6	*	5932.950	61.716	55.883	-6.484	68.200	5.832	PK

Note: Measure Level (dBµV/m) = Reading Level (dBµV) + Factor (dB)

Factor (dB) = Cable Loss (dB) + Antenna Factor (dB/m).

Site: AC1	Time: 2019/06/29 - 02:12
Limit: FCC_Part15.407_Band Edge(3m)	Engineer: Kevin Ker
Probe: BBHA 9120D_1-18GHz	Polarity: Vertical
EUT: ACCESS POINT	Power: AC 120V/60Hz
Test Mode: Transmit by 802.11 ax-HE40 at channel 5795MHz Ant 0 + 1	

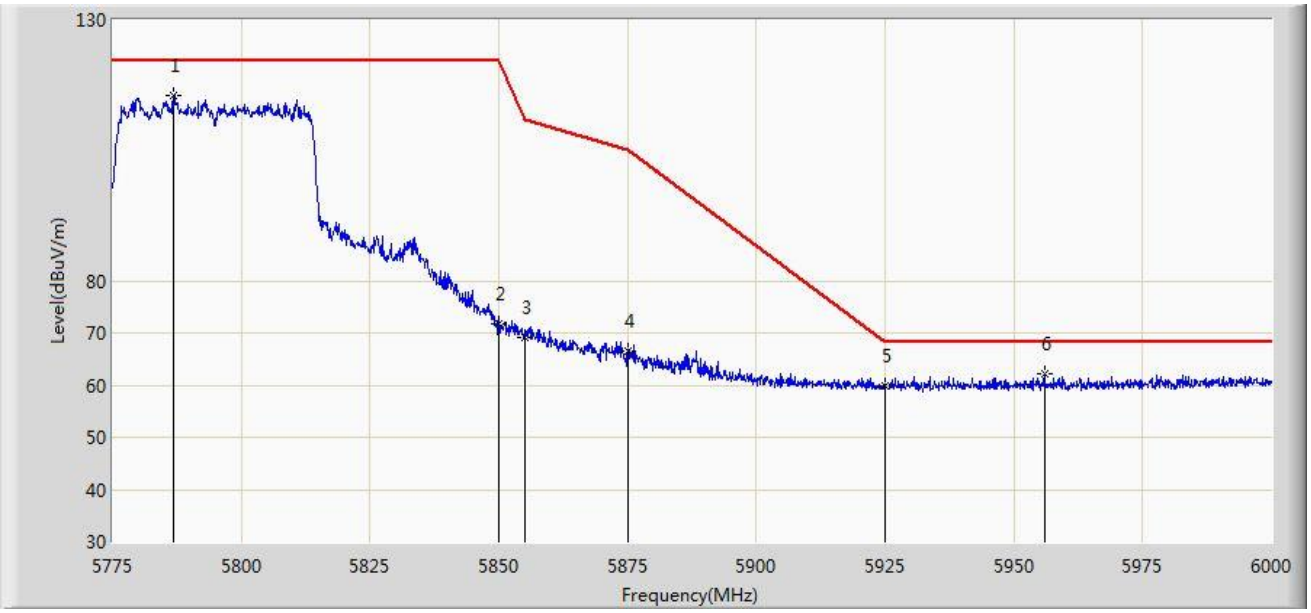

No	Mark	Frequency (MHz)	Measure Level (dBuV/m)	Reading Level (dBuV)	Margin (dB)	Limit (dBuV/m)	Factor (dB)	Type
1		5786.925	115.522	110.250	N/A	N/A	5.272	PK
2		5850.000	71.861	66.347	-50.339	122.200	5.514	PK
3		5855.000	69.195	63.662	-41.605	110.800	5.533	PK
4		5875.000	66.532	60.922	-38.668	105.200	5.610	PK
5		5925.000	59.916	54.114	-8.284	68.200	5.802	PK
6	*	5955.900	62.193	56.272	-6.007	68.200	5.921	PK

Note: Measure Level (dBμV/m) = Reading Level (dBμV) + Factor (dB)

Factor (dB) = Cable Loss (dB) + Antenna Factor (dB/m).

Site: AC1	Time: 2019/06/29 - 02:20
Limit: FCC_Part15.209_RE(3m)	Engineer: Kevin Ker
Probe: BBHA 9120D_1-18GHz	Polarity: Horizontal
EUT: ACCESS POINT	Power: AC 120V/60Hz
Test Mode: Transmit by 802.11 ax-HE80 at channel 5210MHz Ant 0 + 1	

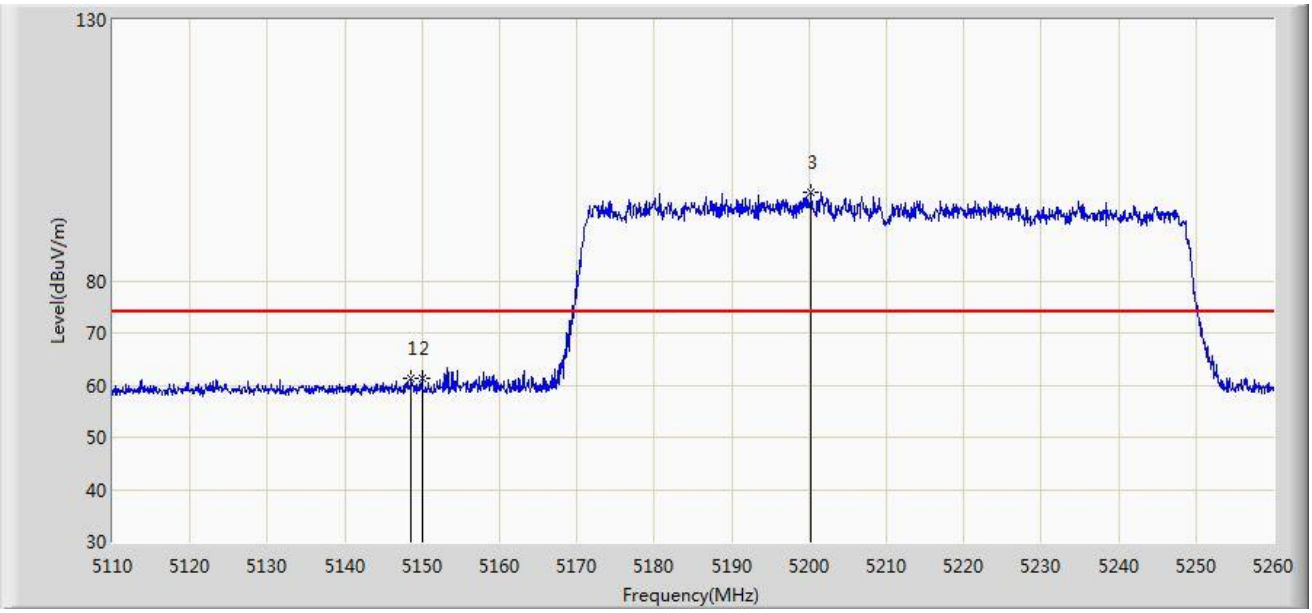

No	Mark	Frequency (MHz)	Measure Level (dBuV/m)	Reading Level (dBuV)	Margin (dB)	Limit (dBuV/m)	Factor (dB)	Type
1		5148.625	61.427	57.552	-12.573	74.000	3.875	PK
2		5150.000	61.298	57.422	-12.702	74.000	3.876	PK
3	*	5200.300	96.984	93.065	N/A	N/A	3.919	PK

Note: Measure Level (dBμV/m) = Reading Level (dBμV) + Factor (dB)

Factor (dB) = Cable Loss (dB) + Antenna Factor (dB/m).

Site: AC1	Time: 2019/06/29 - 02:21
Limit: FCC_Part15.209_RE(3m)	Engineer: Kevin Ker
Probe: BBHA 9120D_1-18GHz	Polarity: Horizontal
EUT: ACCESS POINT	Power: AC 120V/60Hz
Test Mode: Transmit by 802.11 ax-HE80 at channel 5210MHz Ant 0 + 1	

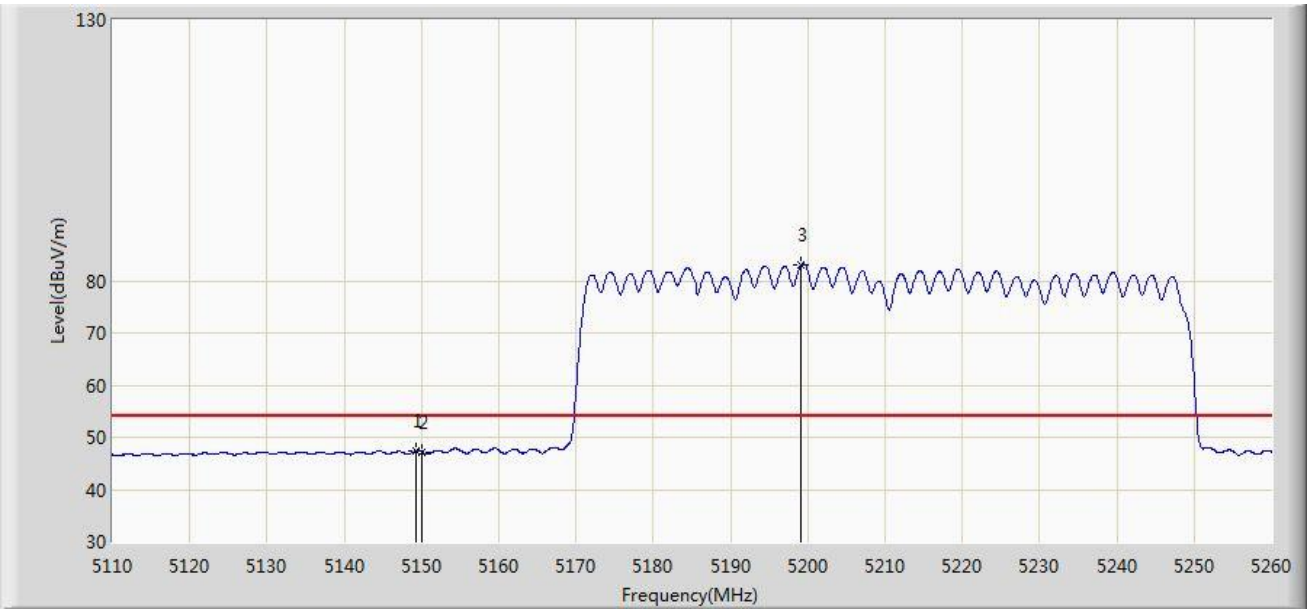

No	Mark	Frequency (MHz)	Measure Level (dBuV/m)	Reading Level (dBuV)	Margin (dB)	Limit (dBuV/m)	Factor (dB)	Type
1		5149.375	47.420	43.545	-6.580	54.000	3.875	AV
2		5150.000	47.206	43.330	-6.794	54.000	3.876	AV
3	*	5199.100	82.961	79.043	N/A	N/A	3.918	AV

Note: Measure Level (dBµV/m) = Reading Level (dBµV) + Factor (dB)

Factor (dB) = Cable Loss (dB) + Antenna Factor (dB/m).

Site: AC1	Time: 2019/06/29 - 02:16
Limit: FCC_Part15.209_RE(3m)	Engineer: Kevin Ker
Probe: BBHA 9120D_1-18GHz	Polarity: Vertical
EUT: ACCESS POINT	Power: AC 120V/60Hz
Test Mode: Transmit by 802.11 ax-HE80 at channel 5210MHz Ant 0 + 1	

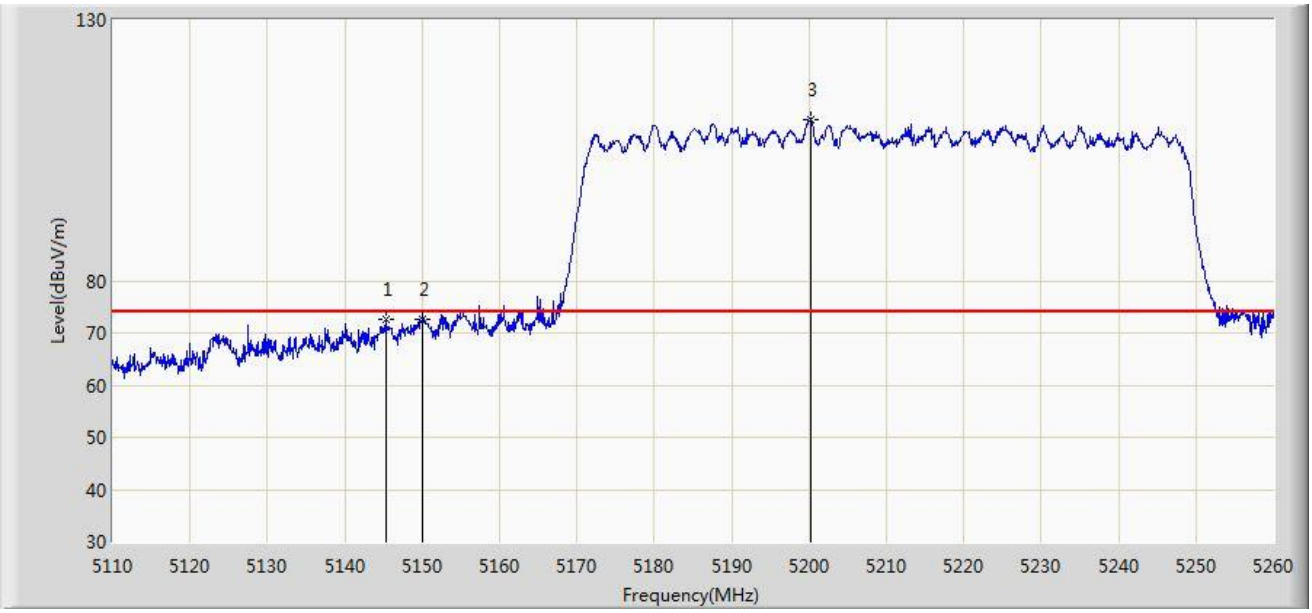

No	Mark	Frequency (MHz)	Measure Level (dBuV/m)	Reading Level (dBuV)	Margin (dB)	Limit (dBuV/m)	Factor (dB)	Type
1		5145.250	72.504	68.632	-1.496	74.000	3.872	PK
2		5150.000	72.496	68.620	-1.504	74.000	3.876	PK
3	*	5200.225	110.936	107.017	N/A	N/A	3.919	PK

Note: Measure Level (dBμV/m) = Reading Level (dBμV) + Factor (dB)

Factor (dB) = Cable Loss (dB) + Antenna Factor (dB/m).

Site: AC1	Time: 2019/06/29 - 02:18
Limit: FCC_Part15.209_RE(3m)	Engineer: Kevin Ker
Probe: BBHA 9120D_1-18GHz	Polarity: Vertical
EUT: ACCESS POINT	Power: AC 120V/60Hz
Test Mode: Transmit by 802.11 ax-HE80 at channel 5210MHz Ant 0 + 1	

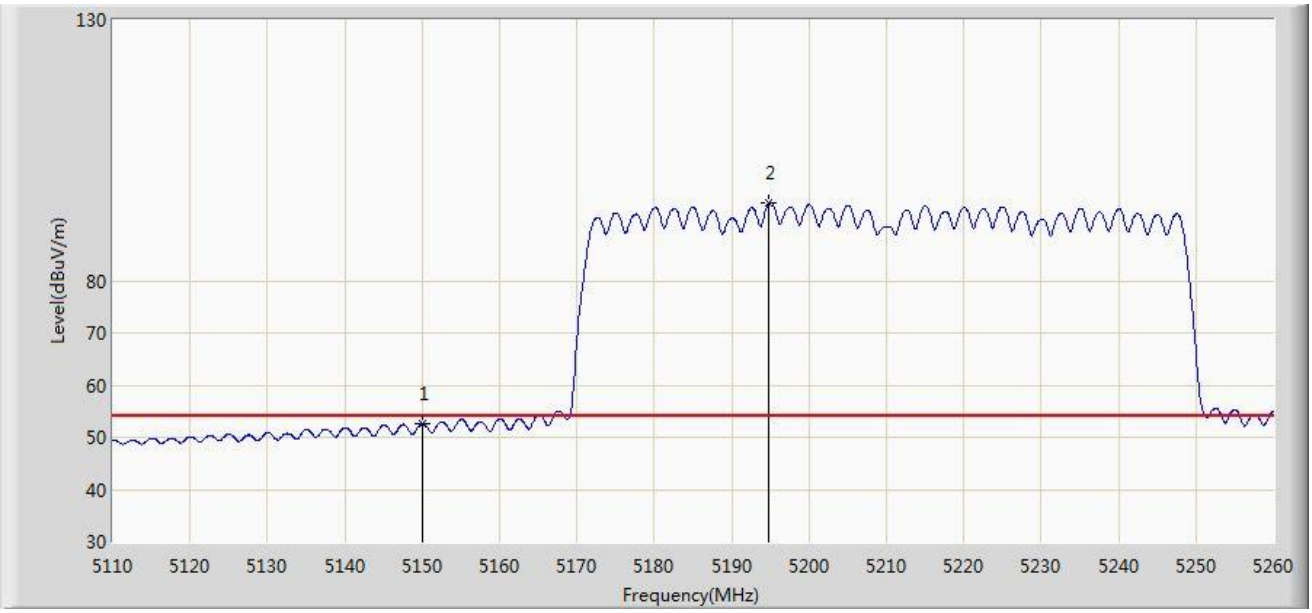

No	Mark	Frequency (MHz)	Measure Level (dBuV/m)	Reading Level (dBuV)	Margin (dB)	Limit (dBuV/m)	Factor (dB)	Type
1		5150.000	52.729	48.853	-1.271	54.000	3.876	AV
2	*	5194.750	94.814	90.900	N/A	N/A	3.914	AV

Note: Measure Level (dBµV/m) = Reading Level (dBµV) + Factor (dB)

Factor (dB) = Cable Loss (dB) + Antenna Factor (dB/m).

Site: AC1	Time: 2019/06/29 - 02:56
Limit: FCC_Part15.407_Band Edge(3m)	Engineer: Kevin Ker
Probe: BBHA 9120D_1-18GHz	Polarity: Horizontal
EUT: ACCESS POINT	Power: AC 120V/60Hz
Test Mode: Transmit by 802.11 ax-HE80 at channel 5775MHz Ant 0 + 1	

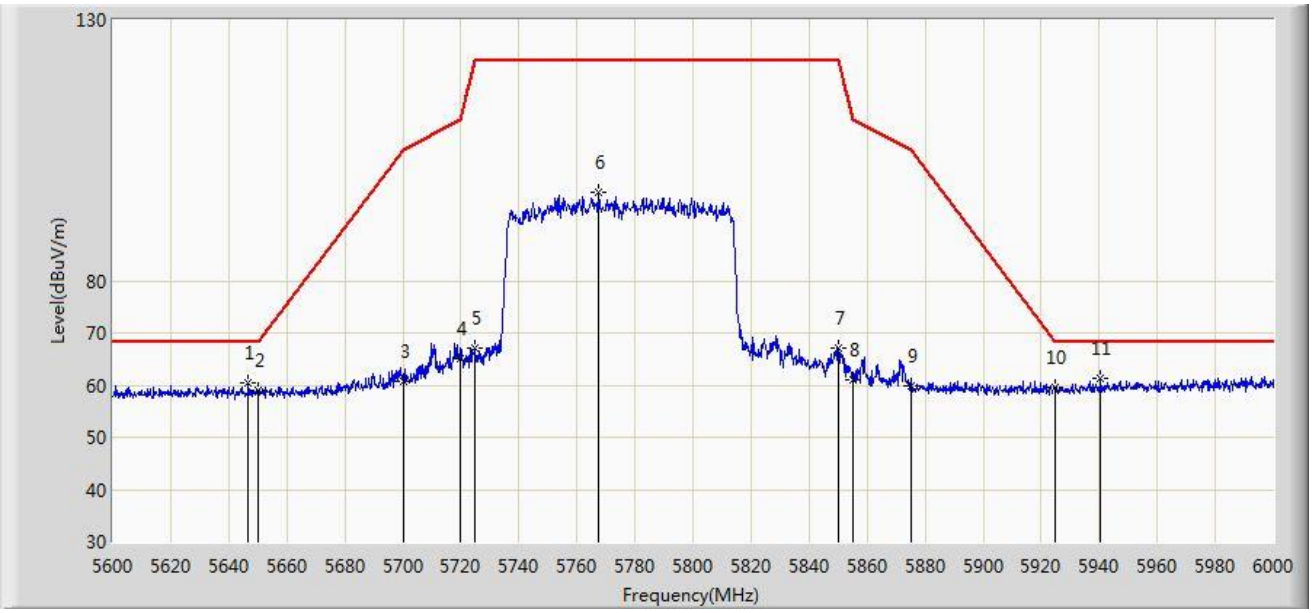

No	Mark	Frequency (MHz)	Measure Level (dBuV/m)	Reading Level (dBuV)	Margin (dB)	Limit (dBuV/m)	Factor (dB)	Type
1		5646.600	60.376	55.643	-7.824	68.200	4.733	PK
2		5650.000	58.905	54.159	-9.295	68.200	4.746	PK
3		5700.000	60.762	55.824	-44.438	105.200	4.938	PK
4		5720.000	64.968	59.953	-45.832	110.800	5.015	PK
5		5725.000	66.988	61.954	-55.212	122.200	5.034	PK
6		5767.600	97.009	91.811	N/A	N/A	5.198	PK
7		5850.000	67.019	61.505	-55.181	122.200	5.514	PK
8		5855.000	61.141	55.608	-49.659	110.800	5.533	PK
9		5875.000	59.796	54.186	-45.404	105.200	5.610	PK
10		5925.000	59.689	53.887	-8.511	68.200	5.802	PK
11	*	5940.600	61.160	55.298	-7.040	68.200	5.861	PK

Note: Measure Level (dBµV/m) = Reading Level (dBµV) + Factor (dB)

Factor (dB) = Cable Loss (dB) + Antenna Factor (dB/m).

Site: AC1	Time: 2019/06/29 - 02:53
Limit: FCC_Part15.407_Band Edge(3m)	Engineer: Kevin Ker
Probe: BBHA 9120D_1-18GHz	Polarity: Vertical
EUT: ACCESS POINT	Power: AC 120V/60Hz
Test Mode: Transmit by 802.11 ax-HE80 at channel 5775MHz Ant 0 + 1	

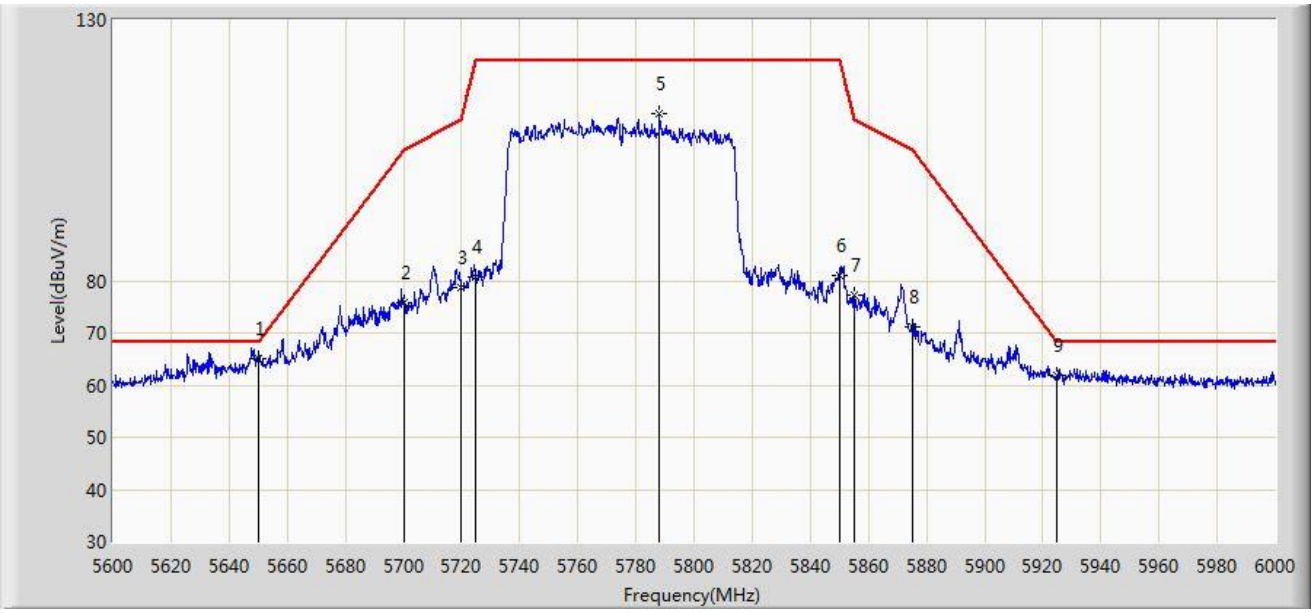

No	Mark	Frequency (MHz)	Measure Level (dBuV/m)	Reading Level (dBuV)	Margin (dB)	Limit (dBuV/m)	Factor (dB)	Type
1	*	5650.000	65.193	60.447	-3.007	68.200	4.746	PK
2		5700.000	75.895	70.957	-29.305	105.200	4.938	PK
3		5720.000	78.675	73.660	-32.125	110.800	5.015	PK
4		5725.000	80.657	75.623	-41.543	122.200	5.034	PK
5		5788.200	112.013	106.736	N/A	N/A	5.277	PK
6		5850.000	81.094	75.580	-41.106	122.200	5.514	PK
7		5855.000	77.354	71.821	-33.446	110.800	5.533	PK
8		5875.000	71.072	65.462	-34.128	105.200	5.610	PK
9		5925.000	61.806	56.004	-6.394	68.200	5.802	PK

Note: Measure Level (dBμV/m) = Reading Level (dBμV) + Factor (dB)

Factor (dB) = Cable Loss (dB) + Antenna Factor (dB/m).

For APIN0504 Directional Antenna (AP-ANT-28):

Site: AC1	Time: 2019/07/11 - 03:25
Limit: FCC_Part15.209_RE(3m)	Engineer: Kevin Ker
Probe: TW BBHA 9120D_1-18GHz	Polarity: Horizontal
EUT: ACCESS POINT	Power: AC 120V/60Hz
Test Mode: Transmit by 802.11a at channel 5180MHz Ant 0 + 1	

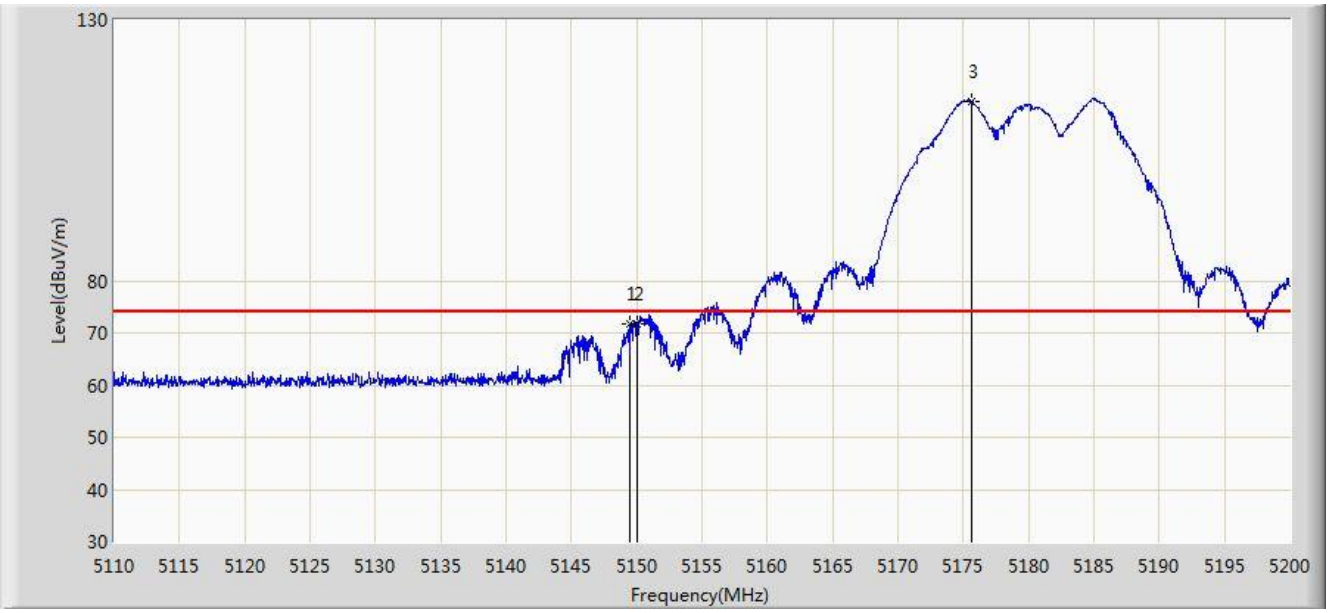

No	Flag	Mark	Frequency (MHz)	Measure Level (dBuV/m)	Reading Level (dBuV)	Margin (dB)	Limit (dBuV/m)	Factor (dB)	Type
1			5149.465	71.783	67.908	-2.217	74.000	3.875	PK
2			5150.000	71.664	67.788	-2.336	74.000	3.876	PK
3		*	5175.610	114.385	110.487	N/A	N/A	3.898	PK

Note: Measure Level (dBµV/m) = Reading Level (dBµV) + Factor (dB)

Factor (dB) = Cable Loss (dB) + Antenna Factor (dB/m)

Site: AC1	Time: 2019/07/11 - 03:28
Limit: FCC_Part15.209_RE(3m)	Engineer: Kevin Ker
Probe: TW BBHA 9120D_1-18GHz	Polarity: Horizontal
EUT: ACCESS POINT	Power: AC 120V/60Hz
Test Mode: Transmit by 802.11a at channel 5180MHz Ant 0 + 1	

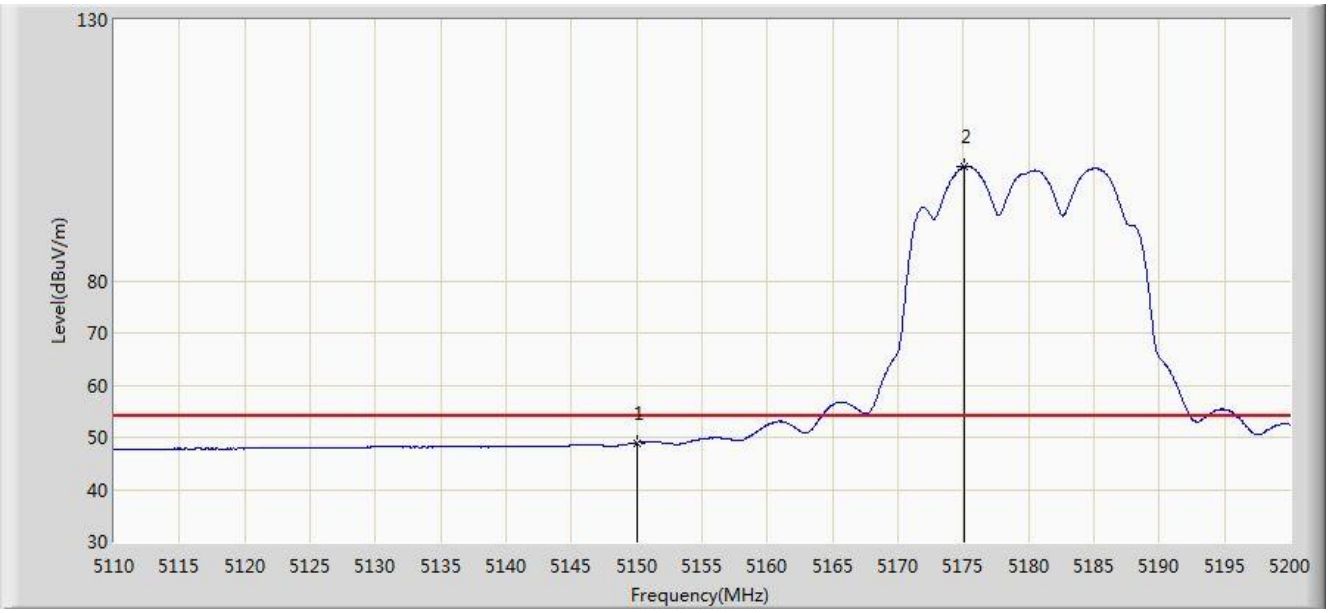

No	Flag	Mark	Frequency (MHz)	Measure Level (dBuV/m)	Reading Level (dBuV)	Margin (dB)	Limit (dBuV/m)	Factor (dB)	Type
1			5150.000	48.961	45.085	-5.039	54.000	3.876	AV
2		*	5175.025	101.944	98.047	N/A	N/A	3.897	AV

Note: Measure Level (dBµV/m) = Reading Level (dBµV) + Factor (dB)

Factor (dB) = Cable Loss (dB) + Antenna Factor (dB/m)

Site: AC1	Time: 2019/07/11 - 03:29
Limit: FCC_Part15.209_RE(3m)	Engineer: Kevin Ker
Probe: TW BBHA 9120D_1-18GHz	Polarity: Vertical
EUT: ACCESS POINT	Power: AC 120V/60Hz
Test Mode: Transmit by 802.11a at channel 5180MHz Ant 0 + 1	

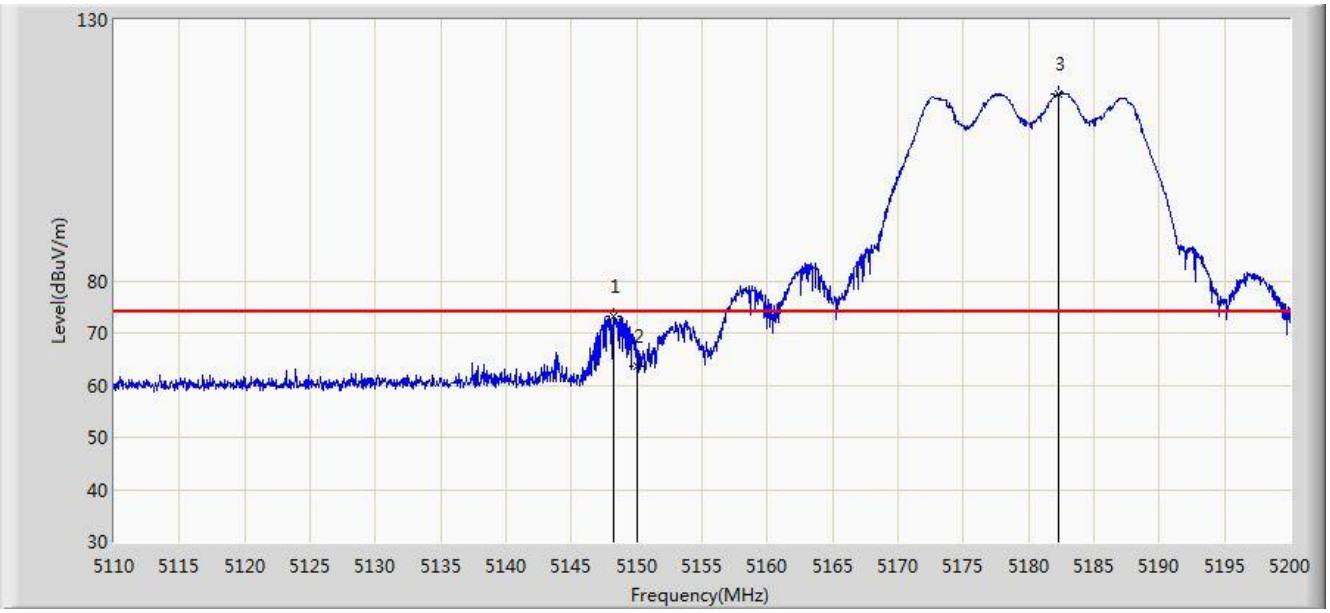

No	Flag	Mark	Frequency (MHz)	Measure Level (dBuV/m)	Reading Level (dBuV)	Margin (dB)	Limit (dBuV/m)	Factor (dB)	Type
1			5148.250	73.227	69.353	-0.773	74.000	3.874	PK
2			5150.000	63.755	59.879	-10.245	74.000	3.876	PK
3		*	5182.315	115.927	112.024	N/A	N/A	3.903	PK

Note: Measure Level (dBμV/m) = Reading Level (dBμV) + Factor (dB)

Factor (dB) = Cable Loss (dB) + Antenna Factor (dB/m)

Site: AC1	Time: 2019/07/11 - 03:31
Limit: FCC_Part15.209_RE(3m)	Engineer: Kevin Ker
Probe: TW BBHA 9120D_1-18GHz	Polarity: Vertical
EUT: ACCESS POINT	Power: AC 120V/60Hz
Test Mode: Transmit by 802.11a at channel 5180MHz Ant 0 + 1	

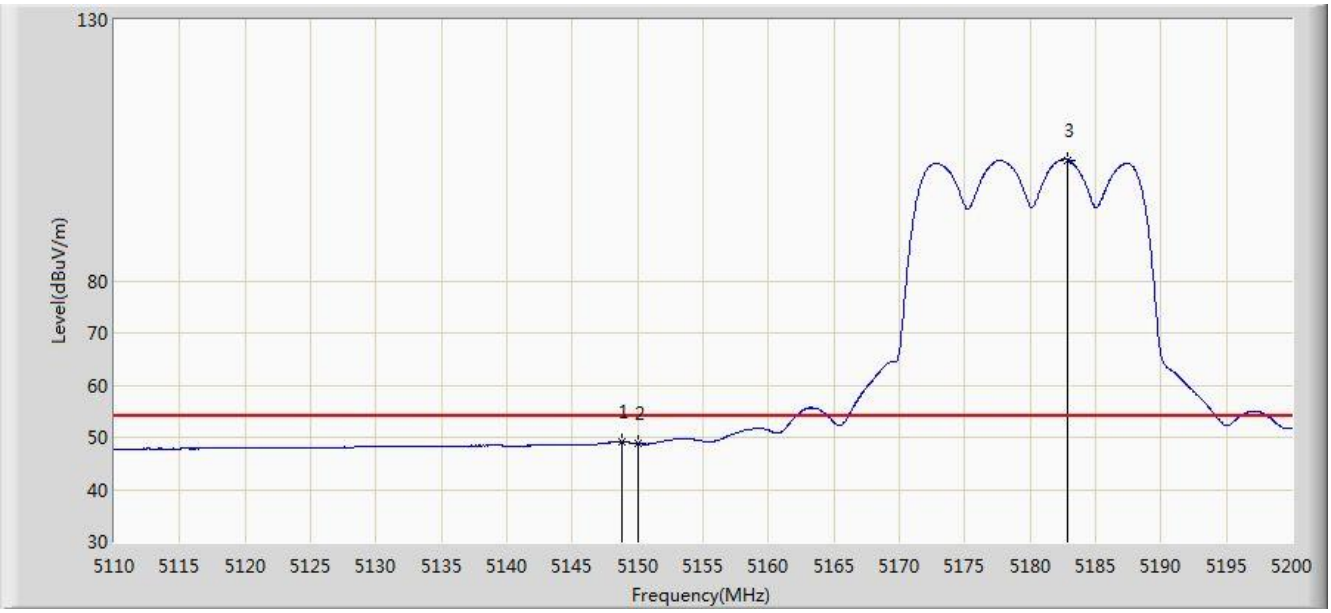

No	Flag	Mark	Frequency (MHz)	Measure Level (dBuV/m)	Reading Level (dBuV)	Margin (dB)	Limit (dBuV/m)	Factor (dB)	Type
1			5148.745	49.105	45.230	-4.895	54.000	3.875	AV
2			5150.000	48.773	44.897	-5.227	54.000	3.876	AV
3		*	5182.855	103.181	99.277	N/A	N/A	3.904	AV

Note: Measure Level (dBµV/m) = Reading Level (dBµV) + Factor (dB)

Factor (dB) = Cable Loss (dB) + Antenna Factor (dB/m)

Site: AC1	Time: 2019/07/11 - 05:07
Limit: FCC_Part15.407_Band Edge(3m)	Engineer: Kevin Ker
Probe: TW BBHA 9120D_1-18GHz	Polarity: Horizontal
EUT: ACCESS POINT	Power: AC 120V/60Hz
Test Mode: Transmit by 802.11a at channel 5745MHz Ant 0 + 1	

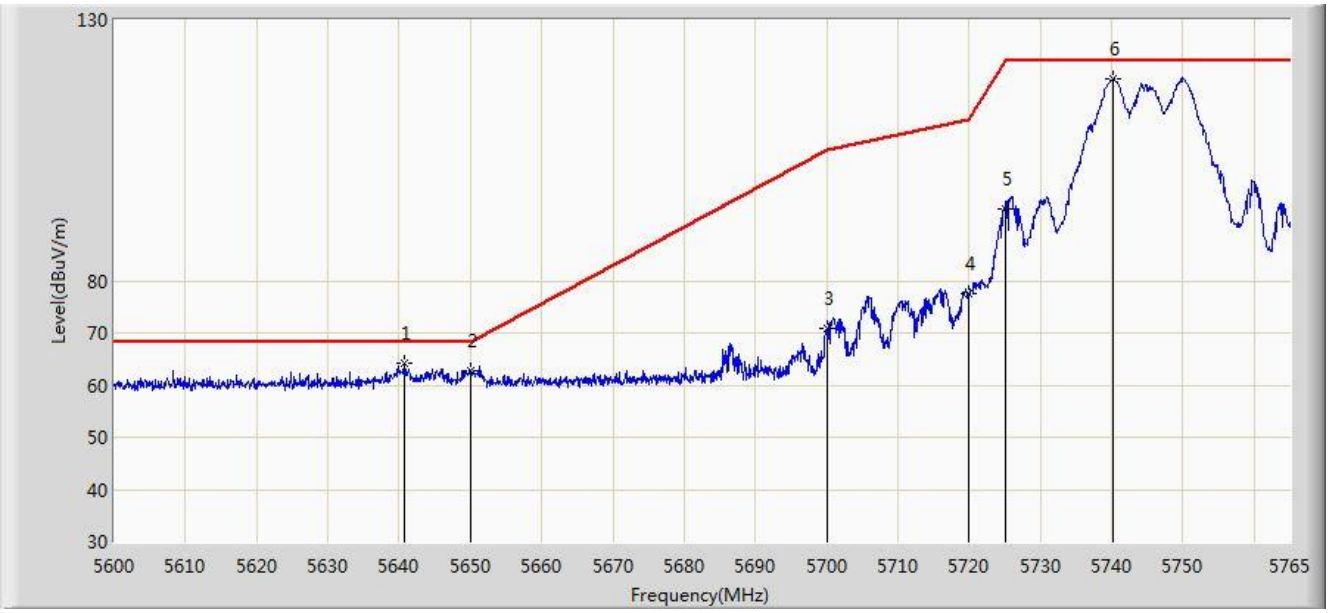

No	Flag	Mark	Frequency (MHz)	Measure Level (dBuV/m)	Reading Level (dBuV)	Margin (dB)	Limit (dBuV/m)	Factor (dB)	Type
1			5640.755	64.245	59.534	-3.955	68.200	4.712	PK
2			5650.000	62.845	58.099	-5.355	68.200	4.746	PK
3			5700.000	70.846	65.908	-34.354	105.200	4.938	PK
4			5720.000	77.467	72.452	-33.333	110.800	5.015	PK
5			5725.000	93.763	88.729	-28.437	122.200	5.034	PK
6		*	5740.250	118.810	113.718	N/A	N/A	5.093	PK

Note: Measure Level (dBμV/m) = Reading Level (dBμV) + Factor (dB)

Factor (dB) = Cable Loss (dB) + Antenna Factor (dB/m)

Site: AC1	Time: 2019/07/11 - 05:09
Limit: FCC_Part15.407_Band Edge(3m)	Engineer: Kevin Ker
Probe: TW BBHA 9120D_1-18GHz	Polarity: Vertical
EUT: ACCESS POINT	Power: AC 120V/60Hz
Test Mode: Transmit by 802.11a at channel 5745MHz Ant 0 + 1	

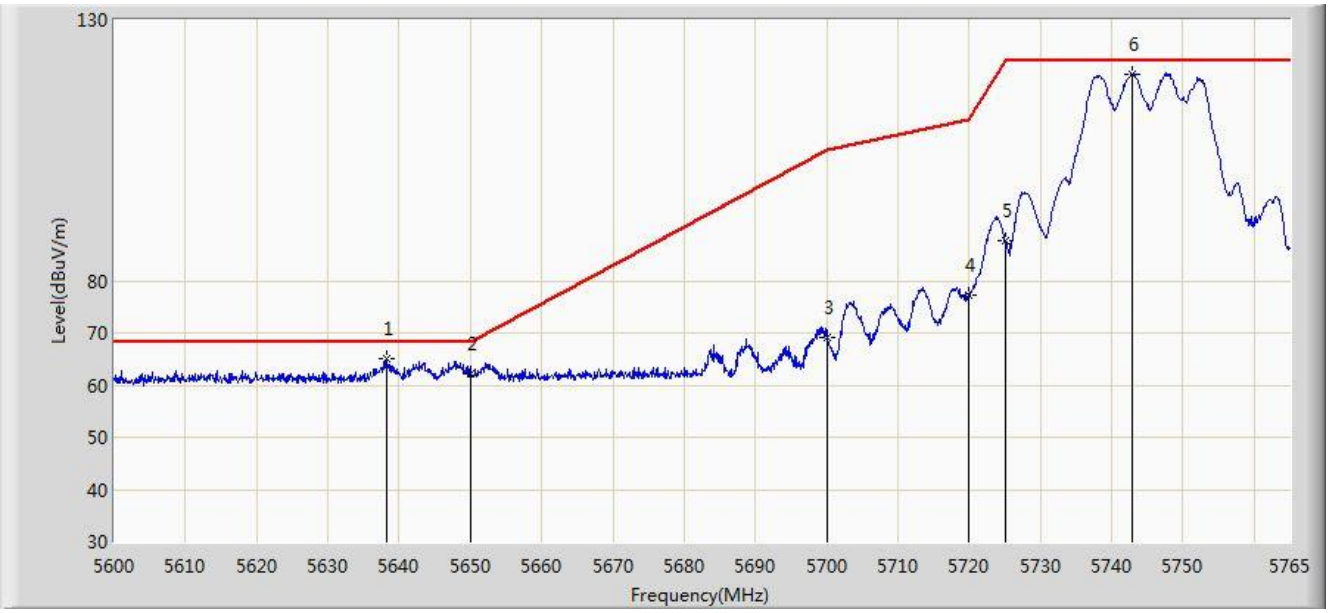

No	Flag	Mark	Frequency (MHz)	Measure Level (dBuV/m)	Reading Level (dBuV)	Margin (dB)	Limit (dBuV/m)	Factor (dB)	Type
1			5638.197	65.032	60.331	-3.168	68.200	4.701	PK
2			5650.000	62.102	57.356	-6.098	68.200	4.746	PK
3			5700.000	69.233	64.295	-35.967	105.200	4.938	PK
4			5720.000	77.127	72.112	-33.673	110.800	5.015	PK
5			5725.000	87.786	82.752	-34.414	122.200	5.034	PK
6		*	5742.808	119.644	114.542	N/A	N/A	5.103	PK

Note: Measure Level (dBμV/m) = Reading Level (dBμV) + Factor (dB)

Factor (dB) = Cable Loss (dB) + Antenna Factor (dB/m)

Site: AC1	Time: 2019/07/11 - 05:16
Limit: FCC_Part15.407_Band Edge(3m)	Engineer: Kevin Ker
Probe: TW BBHA 9120D_1-18GHz	Polarity: Horizontal
EUT: ACCESS POINT	Power: AC 120V/60Hz
Test Mode: Transmit by 802.11a at channel 5825MHz Ant 0 + 1	

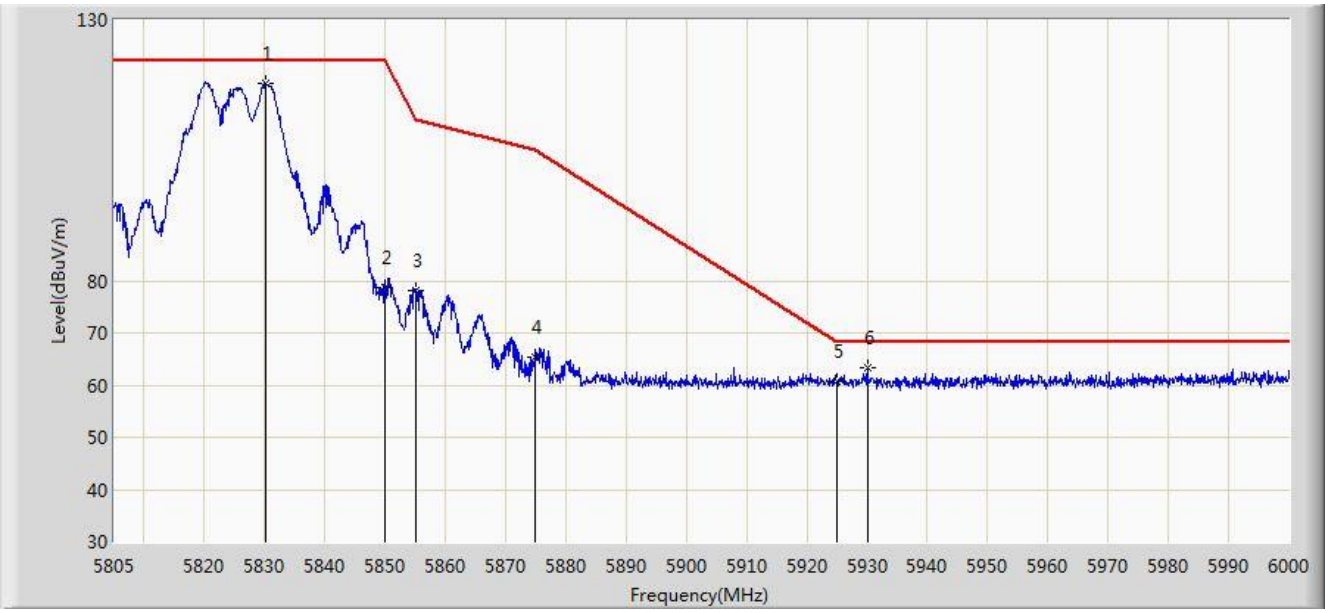

No	Flag	Mark	Frequency (MHz)	Measure Level (dBuV/m)	Reading Level (dBuV)	Margin (dB)	Limit (dBuV/m)	Factor (dB)	Type
1		*	5830.155	117.835	112.397	N/A	N/A	5.438	PK
2			5850.000	78.618	73.104	-43.582	122.200	5.514	PK
3			5855.000	78.047	72.514	-32.753	110.800	5.533	PK
4			5875.000	65.249	59.639	-39.951	105.200	5.610	PK
5			5925.000	60.786	54.984	-7.414	68.200	5.802	PK
6			5929.995	63.255	57.434	-4.945	68.200	5.821	PK

Note: Measure Level (dBμV/m) = Reading Level (dBμV) + Factor (dB)

Factor (dB) = Cable Loss (dB) + Antenna Factor (dB/m)

Site: AC1	Time: 2019/07/11 - 05:17
Limit: FCC_Part15.407_Band Edge(3m)	Engineer: Kevin Ker
Probe: TW BBHA 9120D_1-18GHz	Polarity: Vertical
EUT: ACCESS POINT	Power: AC 120V/60Hz
Test Mode: Transmit by 802.11a at channel 5825MHz Ant 0 + 1	

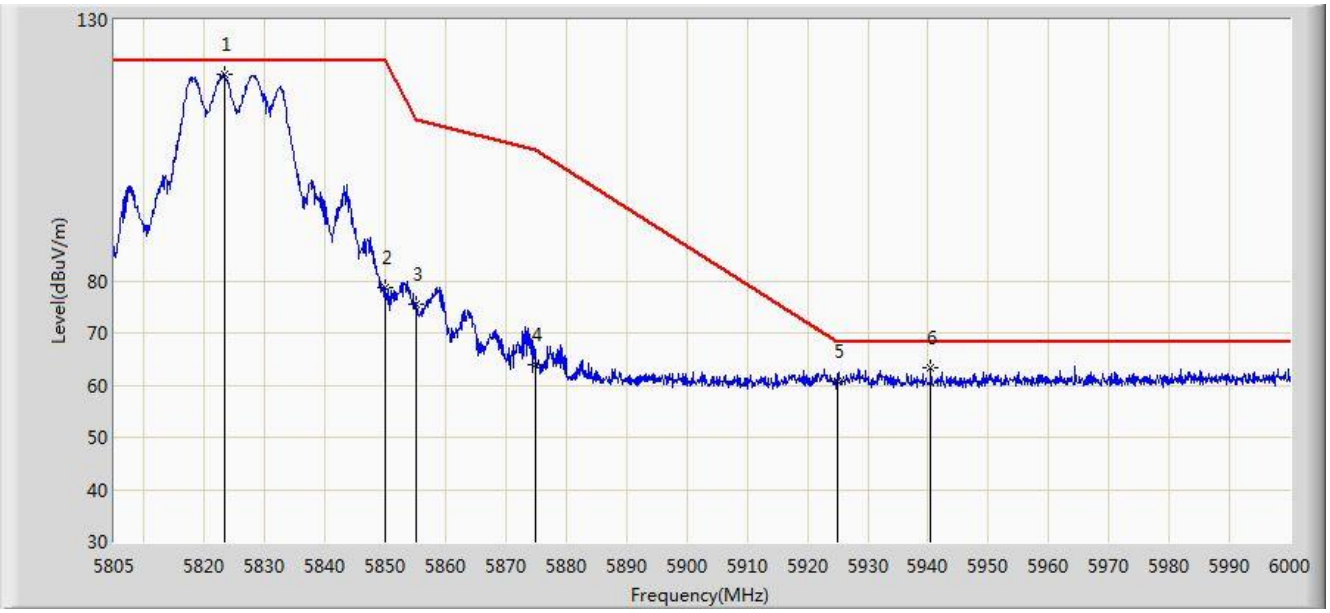

No	Flag	Mark	Frequency (MHz)	Measure Level (dBuV/m)	Reading Level (dBuV)	Margin (dB)	Limit (dBuV/m)	Factor (dB)	Type
1		*	5823.232	119.456	114.045	N/A	N/A	5.412	PK
2			5850.000	78.618	73.104	-43.582	122.200	5.514	PK
3			5855.000	75.504	69.971	-35.296	110.800	5.533	PK
4			5875.000	63.873	58.263	-41.327	105.200	5.610	PK
5			5925.000	60.733	54.931	-7.467	68.200	5.802	PK
6			5940.428	63.318	57.456	-4.882	68.200	5.861	PK

Note: Measure Level (dBµV/m) = Reading Level (dBµV) + Factor (dB)

Factor (dB) = Cable Loss (dB) + Antenna Factor (dB/m)

Site: AC1	Time: 2019/07/11 - 05:25
Limit: FCC_Part15.209_RE(3m)	Engineer: Kevin Ker
Probe: TW BBHA 9120D_1-18GHz	Polarity: Horizontal
EUT: ACCESS POINT	Power: AC 120V/60Hz
Test Mode: Transmit by 802.11ac-VHT20 at channel 5180MHz Ant 0 + 1	

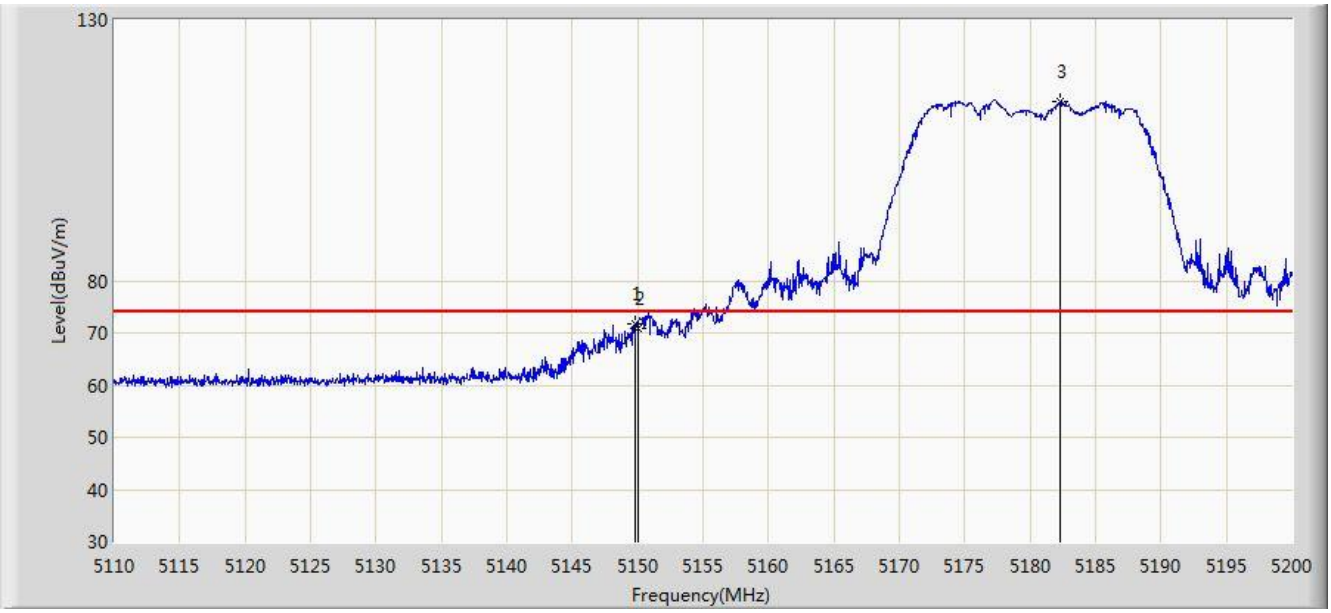

No	Flag	Mark	Frequency (MHz)	Measure Level (dBuV/m)	Reading Level (dBuV)	Margin (dB)	Limit (dBuV/m)	Factor (dB)	Type
1			5149.825	71.701	67.825	-2.299	74.000	3.876	PK
2			5150.000	70.862	66.986	-3.138	74.000	3.876	PK
3		*	5182.315	114.364	110.461	N/A	N/A	3.903	PK

Note: Measure Level (dBμV/m) = Reading Level (dBμV) + Factor (dB)

Factor (dB) = Cable Loss (dB) + Antenna Factor (dB/m)

Site: AC1	Time: 2019/07/11 - 05:28
Limit: FCC_Part15.209_RE(3m)	Engineer: Kevin Ker
Probe: TW BBHA 9120D_1-18GHz	Polarity: Horizontal
EUT: ACCESS POINT	Power: AC 120V/60Hz
Test Mode: Transmit by 802.11ac-VHT20 at channel 5180MHz Ant 0 + 1	

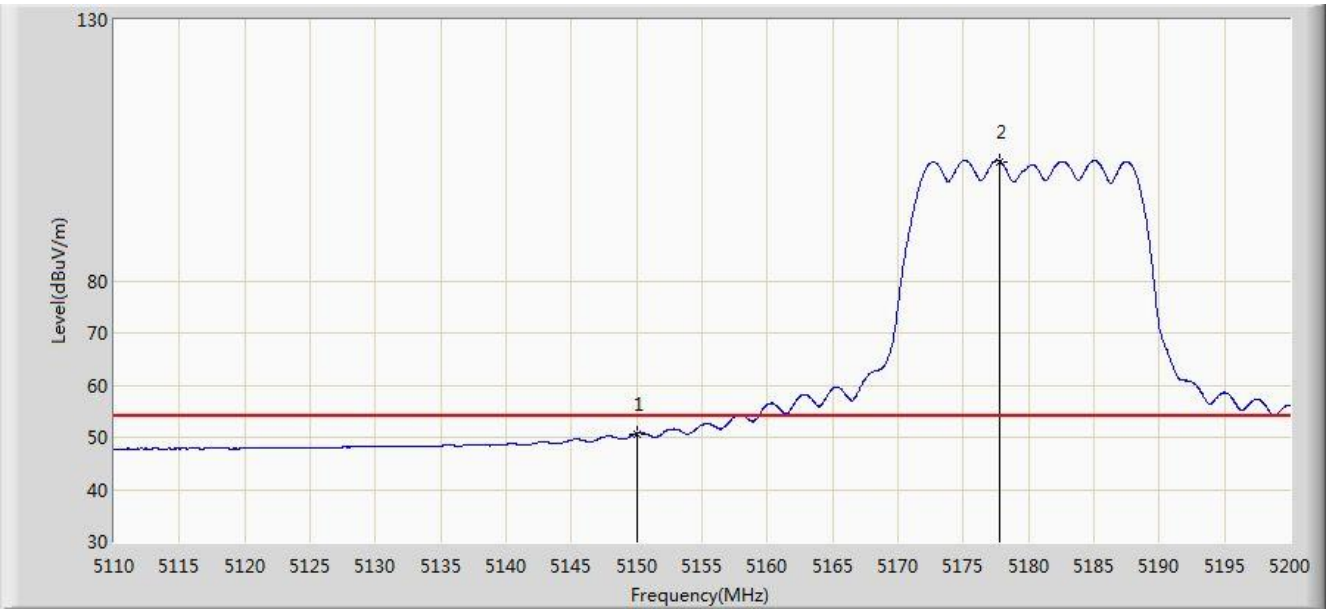

No	Flag	Mark	Frequency (MHz)	Measure Level (dBuV/m)	Reading Level (dBuV)	Margin (dB)	Limit (dBuV/m)	Factor (dB)	Type
1			5150.000	50.716	46.840	-3.284	54.000	3.876	AV
2		*	5177.815	102.890	98.991	N/A	N/A	3.899	AV

Note: Measure Level (dBμV/m) = Reading Level (dBμV) + Factor (dB)

Factor (dB) = Cable Loss (dB) + Antenna Factor (dB/m)

Site: AC1	Time: 2019/07/11 - 05:29
Limit: FCC_Part15.209_RE(3m)	Engineer: Kevin Ker
Probe: TW BBHA 9120D_1-18GHz	Polarity: Vertical
EUT: ACCESS POINT	Power: AC 120V/60Hz
Test Mode: Transmit by 802.11ac-VHT20 at channel 5180MHz Ant 0 + 1	

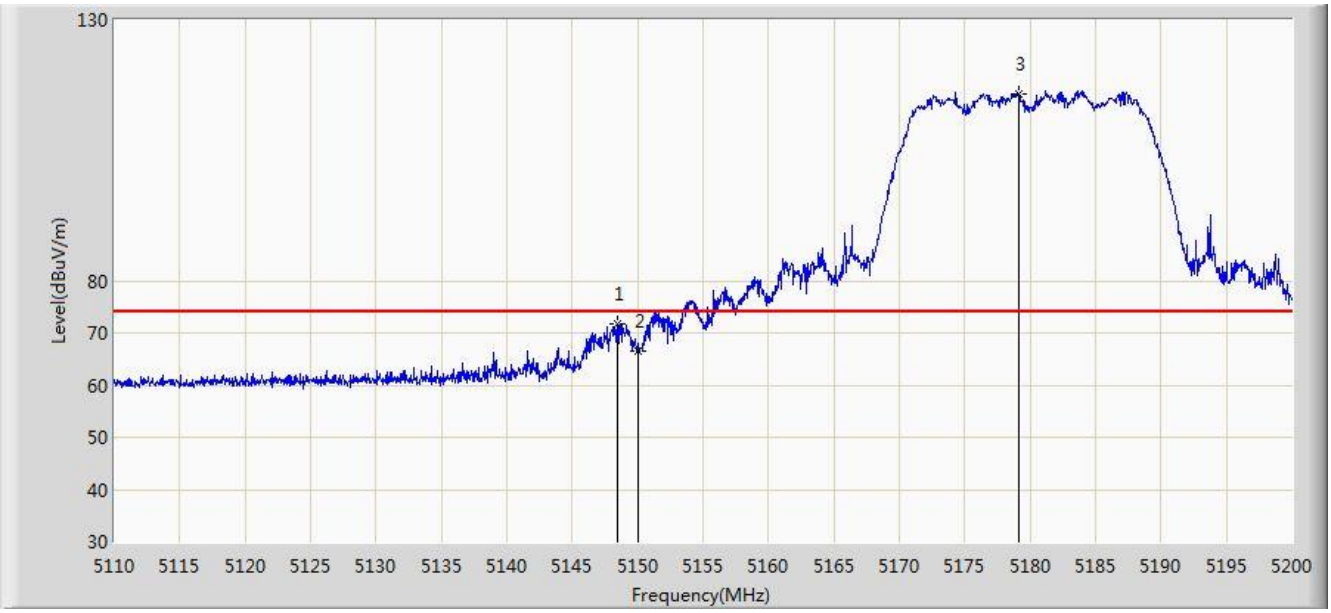

No	Flag	Mark	Frequency (MHz)	Measure Level (dBuV/m)	Reading Level (dBuV)	Margin (dB)	Limit (dBuV/m)	Factor (dB)	Type
1			5148.430	71.694	67.820	-2.306	74.000	3.874	PK
2			5150.000	66.454	62.578	-7.546	74.000	3.876	PK
3		*	5179.120	115.924	112.023	N/A	N/A	3.901	PK

Note: Measure Level (dBμV/m) = Reading Level (dBμV) + Factor (dB)

Factor (dB) = Cable Loss (dB) + Antenna Factor (dB/m)

Site: AC1	Time: 2019/07/11 - 05:30
Limit: FCC_Part15.209_RE(3m)	Engineer: Kevin Ker
Probe: TW BBHA 9120D_1-18GHz	Polarity: Vertical
EUT: ACCESS POINT	Power: AC 120V/60Hz
Test Mode: Transmit by 802.11ac-VHT20 at channel 5180MHz Ant 0 + 1	

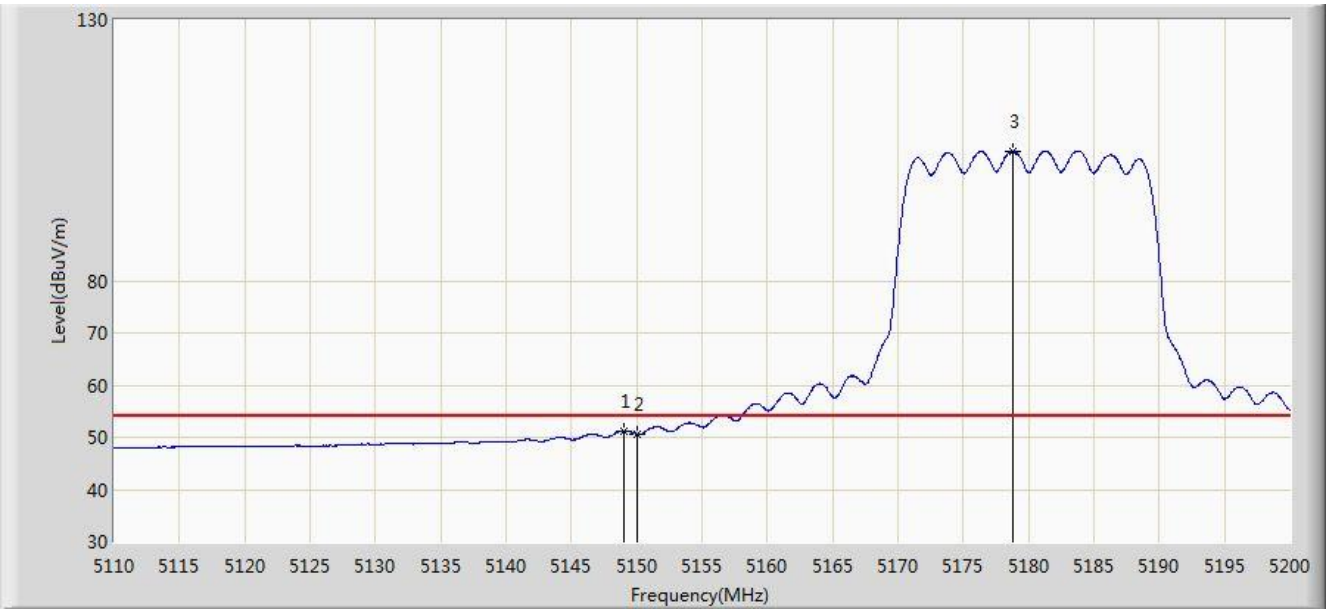

No	Flag	Mark	Frequency (MHz)	Measure Level (dBuV/m)	Reading Level (dBuV)	Margin (dB)	Limit (dBuV/m)	Factor (dB)	Type
1			5149.060	51.276	47.401	-2.724	54.000	3.875	AV
2			5150.000	50.540	46.664	-3.460	54.000	3.876	AV
3		*	5178.805	104.803	100.903	N/A	N/A	3.900	AV

Note: Measure Level (dBμV/m) = Reading Level (dBμV) + Factor (dB)

Factor (dB) = Cable Loss (dB) + Antenna Factor (dB/m)

Site: AC1	Time: 2019/07/14 - 10:54
Limit: FCC_Part15.407_Band Edge(3m)	Engineer: Kevin Ker
Probe: BBHA 9120D_1-18GHz	Polarity: Horizontal
EUT: ACCESS POINT	Power: AC 120V/60Hz
Test Mode: Transmit by 802.11ac-HT20 at channel 5745MHz Ant 0 + 1	

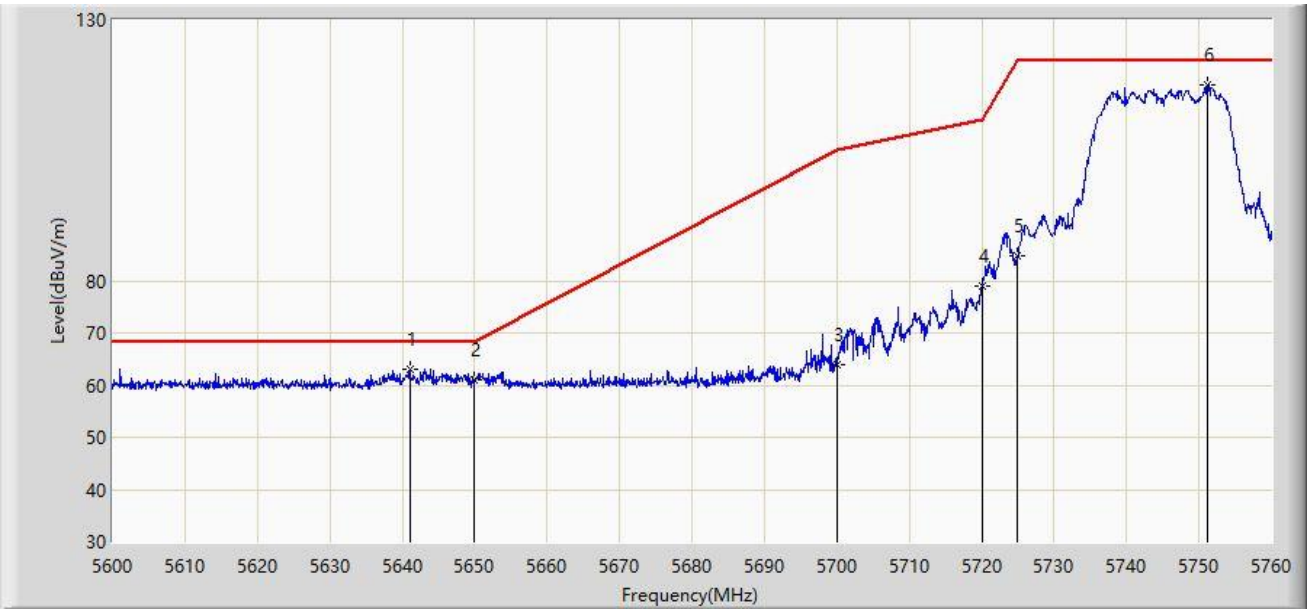

No	Flag	Mark	Frequency (MHz)	Measure Level (dBuV/m)	Reading Level (dBuV)	Margin (dB)	Limit (dBuV/m)	Factor (dB)	Type
1			5641.040	63.155	58.443	-5.045	68.200	4.712	PK
2			5650.000	60.956	56.210	-7.244	68.200	4.746	PK
3			5700.000	63.800	58.862	-41.400	105.200	4.938	PK
4			5720.000	78.875	73.860	-31.925	110.800	5.015	PK
5			5725.000	84.652	79.618	-37.548	122.200	5.034	PK
6		*	5751.200	117.531	112.397	N/A	N/A	5.135	PK

Note: Measure Level (dBμV/m) = Reading Level (dBμV) + Factor (dB)

Factor (dB) = Cable Loss (dB) + Antenna Factor (dB/m)

Site: AC1	Time: 2019/07/14 - 10:58
Limit: FCC_Part15.407_Band Edge(3m)	Engineer: Kevin Ker
Probe: BBHA 9120D_1-18GHz	Polarity: Vertical
EUT: ACCESS POINT	Power: AC 120V/60Hz
Test Mode: Transmit by 802.11ac-HT20 at channel 5745MHz Ant 0 + 1	

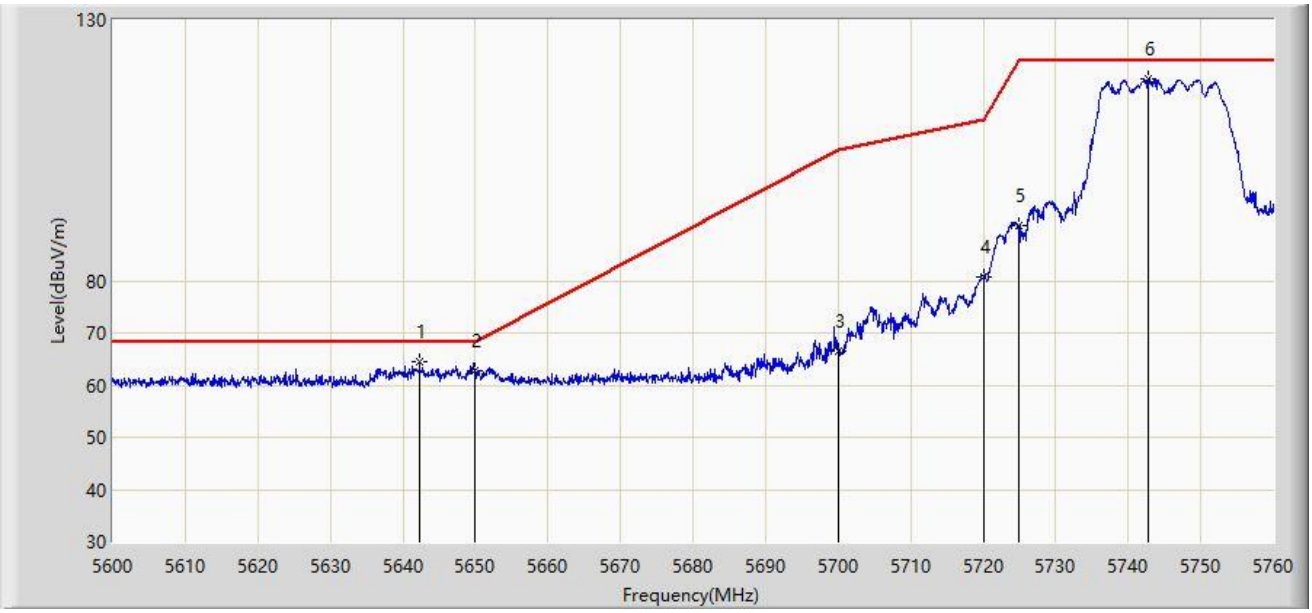

No	Flag	Mark	Frequency (MHz)	Measure Level (dBuV/m)	Reading Level (dBuV)	Margin (dB)	Limit (dBuV/m)	Factor (dB)	Type
1			5642.320	64.381	59.664	-3.819	68.200	4.717	PK
2			5650.000	62.724	57.978	-5.476	68.200	4.746	PK
3			5700.000	66.663	61.725	-38.537	105.200	4.938	PK
4			5720.000	80.823	75.808	-29.977	110.800	5.015	PK
5			5725.000	90.453	85.419	-31.747	122.200	5.034	PK
6		*	5742.800	118.750	113.648	N/A	N/A	5.103	PK

Note: Measure Level (dBμV/m) = Reading Level (dBμV) + Factor (dB)

Factor (dB) = Cable Loss (dB) + Antenna Factor (dB/m)

Site: AC1	Time: 2019/07/11 - 06:15
Limit: FCC_Part15.407_Band Edge(3m)	Engineer: Kevin Ker
Probe: TW BBHA 9120D_1-18GHz	Polarity: Horizontal
EUT: ACCESS POINT	Power: AC 120V/60Hz
Test Mode: Transmit by 802.11ac-VHT20 at channel 5825MHz Ant 0 + 1	

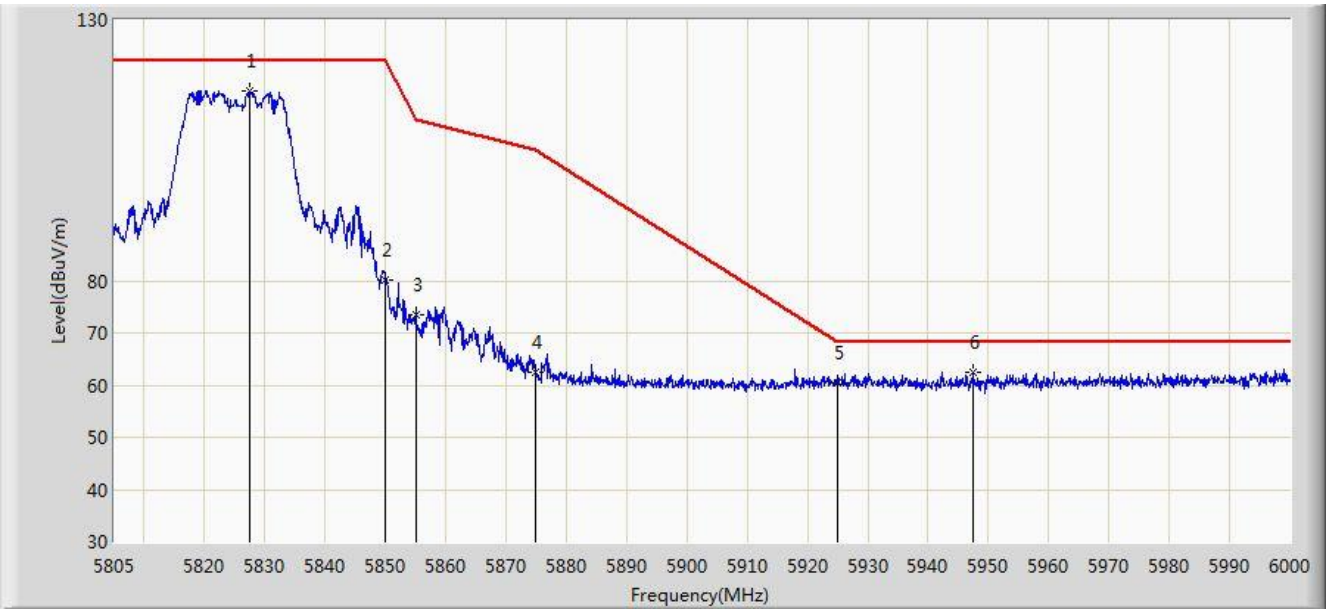

No	Flag	Mark	Frequency (MHz)	Measure Level (dBuV/m)	Reading Level (dBuV)	Margin (dB)	Limit (dBuV/m)	Factor (dB)	Type
1		*	5827.522	116.494	111.066	N/A	N/A	5.427	PK
2			5850.000	80.121	74.607	-42.079	122.200	5.514	PK
3			5855.000	73.602	68.069	-37.198	110.800	5.533	PK
4			5875.000	62.360	56.750	-42.840	105.200	5.610	PK
5			5925.000	60.433	54.631	-7.767	68.200	5.802	PK
6			5947.350	62.466	56.578	-5.734	68.200	5.888	PK

Note: Measure Level (dBμV/m) = Reading Level (dBμV) + Factor (dB)

Factor (dB) = Cable Loss (dB) + Antenna Factor (dB/m)

Site: AC1	Time: 2019/07/11 - 06:17
Limit: FCC_Part15.407_Band Edge(3m)	Engineer: Kevin Ker
Probe: TW BBHA 9120D_1-18GHz	Polarity: Vertical
EUT: ACCESS POINT	Power: AC 120V/60Hz
Test Mode: Transmit by 802.11ac-VHT20 at channel 5825MHz Ant 0 + 1	

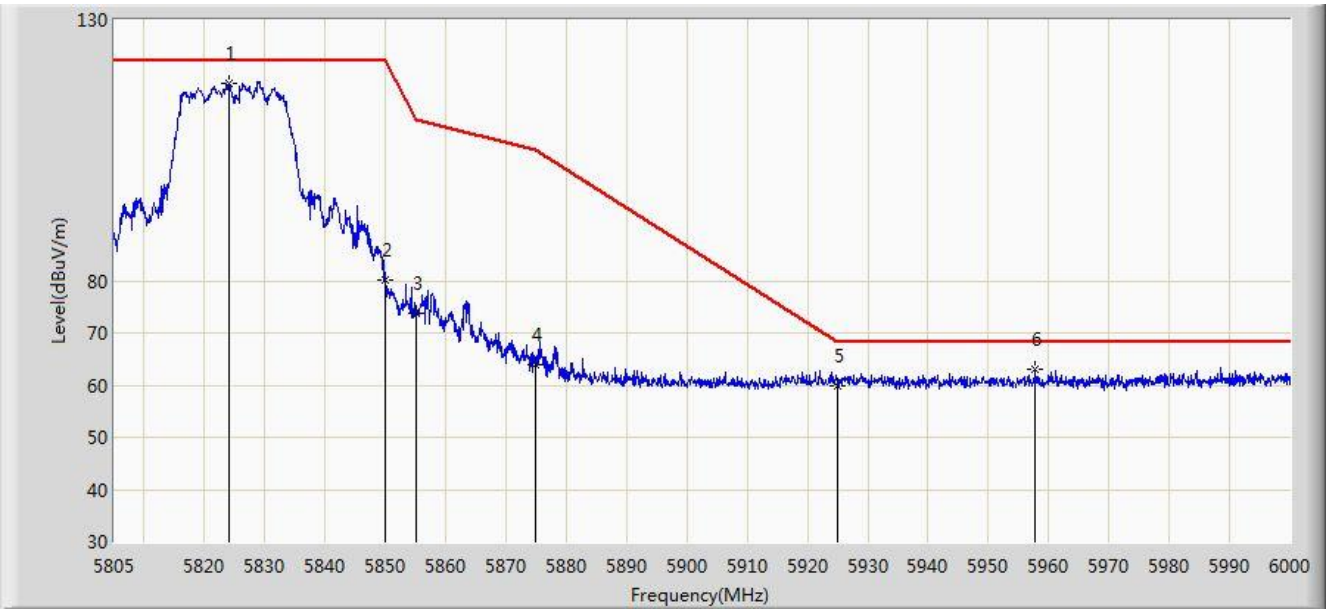

No	Flag	Mark	Frequency (MHz)	Measure Level (dBuV/m)	Reading Level (dBuV)	Margin (dB)	Limit (dBuV/m)	Factor (dB)	Type
1		*	5824.013	117.861	112.447	N/A	N/A	5.414	PK
2			5850.000	80.234	74.720	-41.966	122.200	5.514	PK
3			5855.000	73.817	68.284	-36.983	110.800	5.533	PK
4			5875.000	63.926	58.316	-41.274	105.200	5.610	PK
5			5925.000	59.937	54.135	-8.263	68.200	5.802	PK
6			5957.783	63.127	57.199	-5.073	68.200	5.928	PK

Note: Measure Level (dBμV/m) = Reading Level (dBμV) + Factor (dB)

Factor (dB) = Cable Loss (dB) + Antenna Factor (dB/m)

Site: AC1	Time: 2019/07/11 - 06:25
Limit: FCC_Part15.209_RE(3m)	Engineer: Kevin Ker
Probe: TW BBHA 9120D_1-18GHz	Polarity: Horizontal
EUT: ACCESS POINT	Power: AC 120V/60Hz
Test Mode: Transmit by 802.11ac-VHT40 at channel 5190MHz Ant 0 + 1	

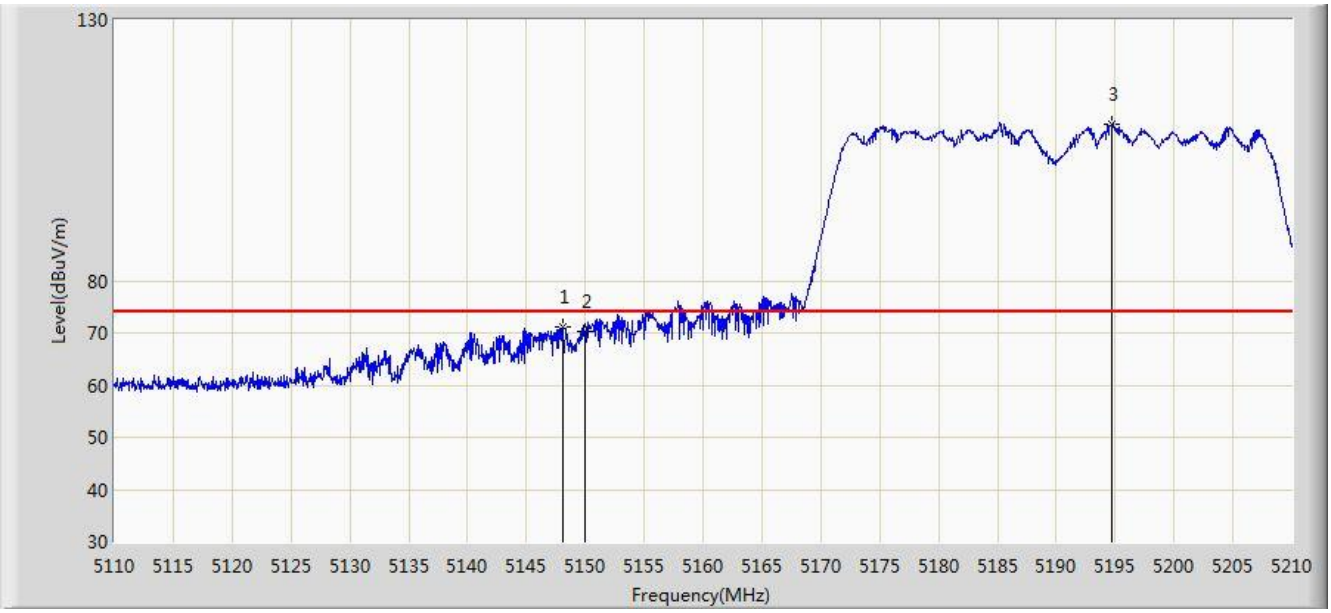

No	Flag	Mark	Frequency (MHz)	Measure Level (dBuV/m)	Reading Level (dBuV)	Margin (dB)	Limit (dBuV/m)	Factor (dB)	Type
1			5148.100	71.074	67.200	-2.926	74.000	3.874	PK
2			5150.000	70.159	66.283	-3.841	74.000	3.876	PK
3		*	5194.650	110.030	106.116	N/A	N/A	3.914	PK

Note: Measure Level (dBμV/m) = Reading Level (dBμV) + Factor (dB)

Factor (dB) = Cable Loss (dB) + Antenna Factor (dB/m)

Site: AC1	Time: 2019/07/11 - 06:26
Limit: FCC_Part15.209_RE(3m)	Engineer: Kevin Ker
Probe: TW BBHA 9120D_1-18GHz	Polarity: Horizontal
EUT: ACCESS POINT	Power: AC 120V/60Hz
Test Mode: Transmit by 802.11ac-VHT40 at channel 5190MHz Ant 0 + 1	

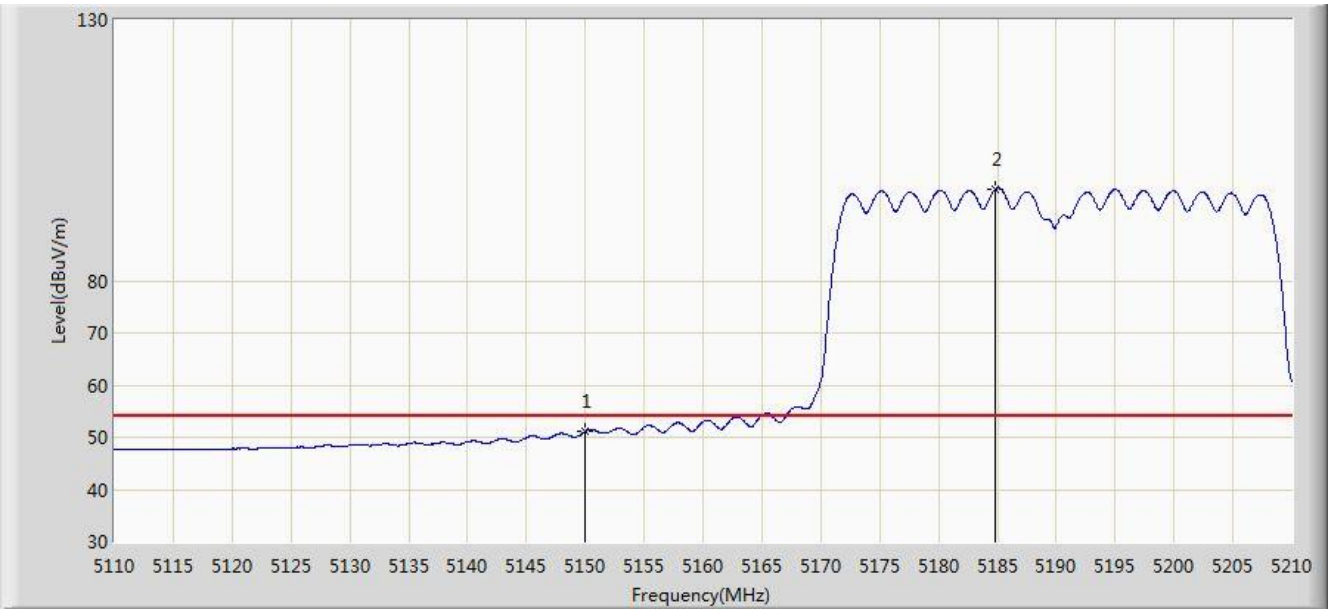

No	Flag	Mark	Frequency (MHz)	Measure Level (dBuV/m)	Reading Level (dBuV)	Margin (dB)	Limit (dBuV/m)	Factor (dB)	Type
1			5150.000	51.085	47.209	-2.915	54.000	3.876	AV
2		*	5184.850	97.551	93.645	N/A	N/A	3.906	AV

Note: Measure Level (dBµV/m) = Reading Level (dBµV) + Factor (dB)

Factor (dB) = Cable Loss (dB) + Antenna Factor (dB/m)

Site: AC1	Time: 2019/07/11 - 06:23
Limit: FCC_Part15.209_RE(3m)	Engineer: Kevin Ker
Probe: TW BBHA 9120D_1-18GHz	Polarity: Vertical
EUT: ACCESS POINT	Power: AC 120V/60Hz
Test Mode: Transmit by 802.11ac-VHT40 at channel 5190MHz Ant 0 + 1	

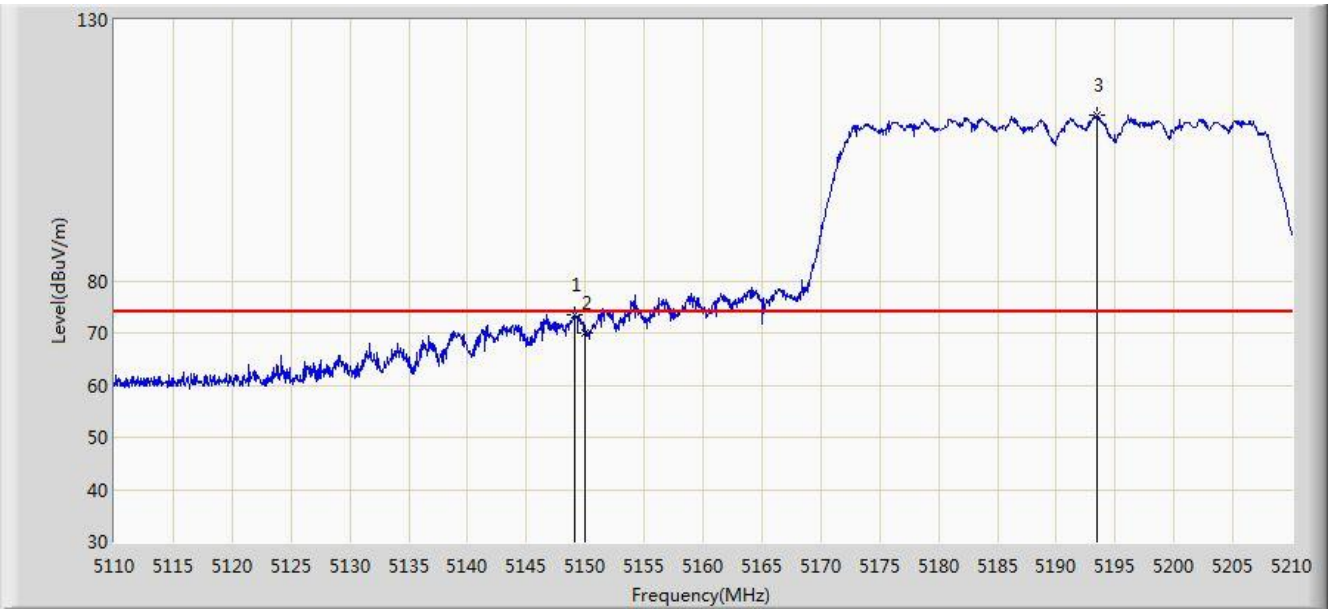

No	Flag	Mark	Frequency (MHz)	Measure Level (dBuV/m)	Reading Level (dBuV)	Margin (dB)	Limit (dBuV/m)	Factor (dB)	Type
1			5149.050	73.384	69.509	-0.616	74.000	3.875	PK
2			5150.000	70.019	66.143	-3.981	74.000	3.876	PK
3		*	5193.400	111.705	107.792	N/A	N/A	3.913	PK

Note: Measure Level (dBµV/m) = Reading Level (dBµV) + Factor (dB)

Factor (dB) = Cable Loss (dB) + Antenna Factor (dB/m)

Site: AC1	Time: 2019/07/11 - 06:25
Limit: FCC_Part15.209_RE(3m)	Engineer: Kevin Ker
Probe: TW BBHA 9120D_1-18GHz	Polarity: Vertical
EUT: ACCESS POINT	Power: AC 120V/60Hz
Test Mode: Transmit by 802.11ac-VHT40 at channel 5190MHz Ant 0 + 1	

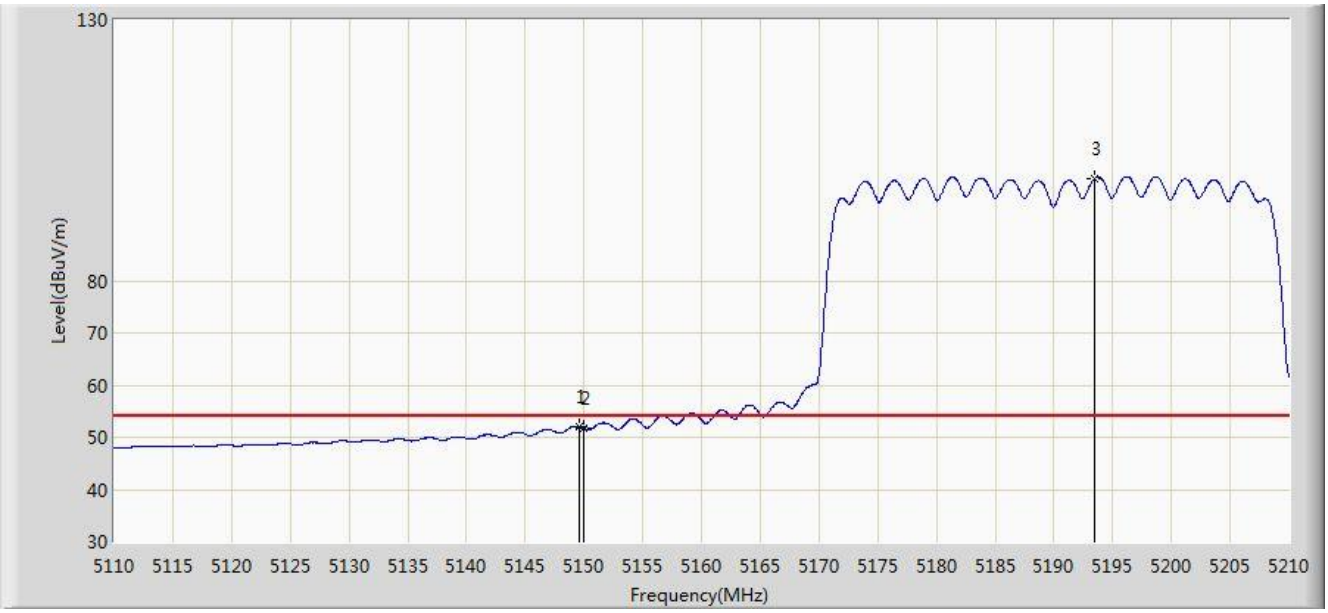

No	Flag	Mark	Frequency (MHz)	Measure Level (dBuV/m)	Reading Level (dBuV)	Margin (dB)	Limit (dBuV/m)	Factor (dB)	Type
1			5149.600	52.053	48.178	-1.947	54.000	3.875	AV
2			5150.000	51.702	47.826	-2.298	54.000	3.876	AV
3		*	5193.400	99.500	95.587	N/A	N/A	3.913	AV

Note: Measure Level (dBμV/m) = Reading Level (dBμV) + Factor (dB)

Factor (dB) = Cable Loss (dB) + Antenna Factor (dB/m)

Site: AC1	Time: 2019/07/11 - 06:54
Limit: FCC_Part15.407_Band Edge(3m)	Engineer: Kevin Ker
Probe: TW BBHA 9120D_1-18GHz	Polarity: Horizontal
EUT: ACCESS POINT	Power: AC 120V/60Hz
Test Mode: Transmit by 802.11ac-VHT40 at channel 5755MHz Ant 0 + 1	

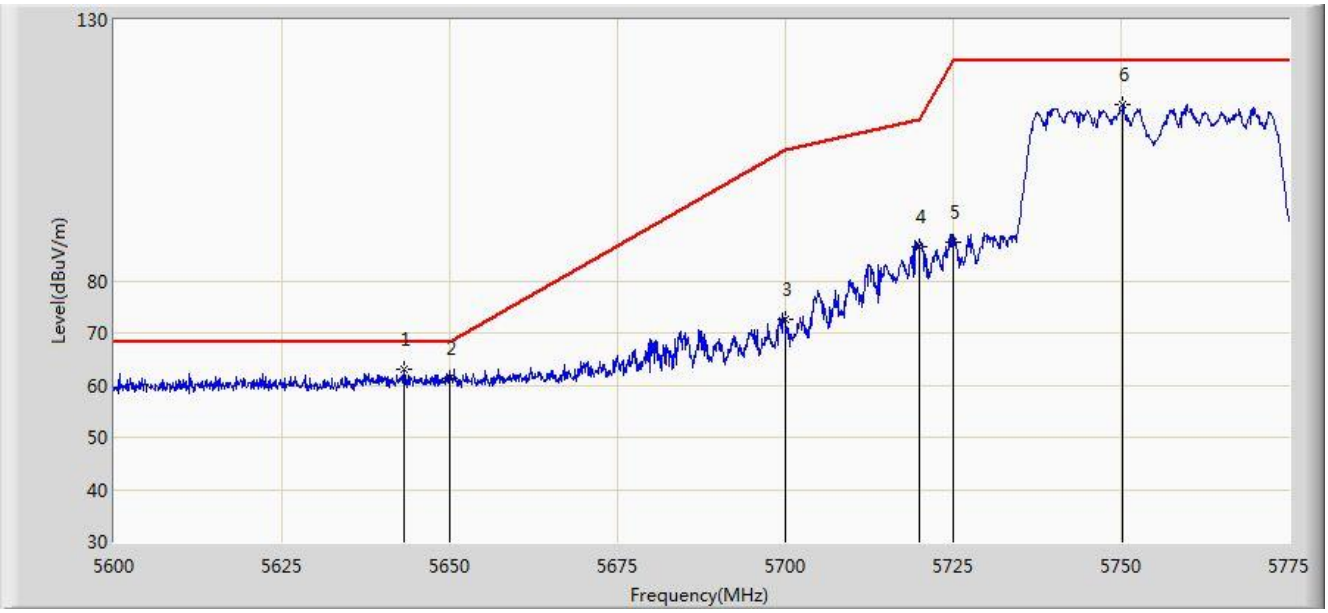

No	Flag	Mark	Frequency (MHz)	Measure Level (dBuV/m)	Reading Level (dBuV)	Margin (dB)	Limit (dBuV/m)	Factor (dB)	Type
1		*	5643.225	63.112	58.392	-5.088	68.200	4.721	PK
2			5650.000	61.211	56.465	-6.989	68.200	4.746	PK
3			5700.000	72.675	67.737	-32.525	105.200	4.938	PK
4			5720.000	86.531	81.516	-24.269	110.800	5.015	PK
5			5725.000	87.519	82.485	-34.681	122.200	5.034	PK
6			5750.237	113.882	108.751	N/A	N/A	5.131	PK

Note: Measure Level (dBμV/m) = Reading Level (dBμV) + Factor (dB)

Factor (dB) = Cable Loss (dB) + Antenna Factor (dB/m)

Site: AC1	Time: 2019/07/11 - 06:56
Limit: FCC_Part15.407_Band Edge(3m)	Engineer: Kevin Ker
Probe: TW BBHA 9120D_1-18GHz	Polarity: Vertical
EUT: ACCESS POINT	Power: AC 120V/60Hz
Test Mode: Transmit by 802.11ac-VHT40 at channel 5755MHz Ant 0 + 1	

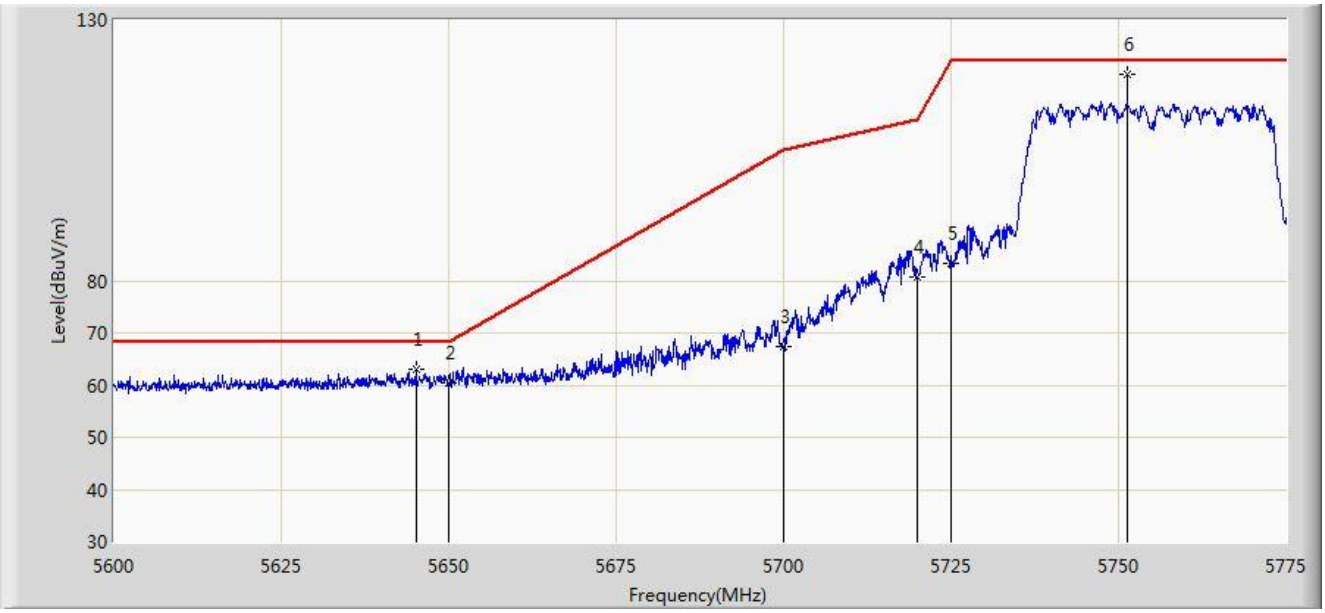

No	Flag	Mark	Frequency (MHz)	Measure Level (dBuV/m)	Reading Level (dBuV)	Margin (dB)	Limit (dBuV/m)	Factor (dB)	Type
1			5645.150	63.028	58.300	-5.172	68.200	4.727	PK
2			5650.000	60.517	55.771	-7.683	68.200	4.746	PK
3			5700.000	67.490	62.552	-37.710	105.200	4.938	PK
4			5720.000	80.708	75.693	-30.092	110.800	5.015	PK
5			5725.000	83.254	78.220	-38.946	122.200	5.034	PK
6		*	5751.375	119.424	114.289	N/A	N/A	5.135	PK

Note: Measure Level (dBμV/m) = Reading Level (dBμV) + Factor (dB)

Factor (dB) = Cable Loss (dB) + Antenna Factor (dB/m)

Site: AC1	Time: 2019/07/11 - 06:58
Limit: FCC_Part15.407_Band Edge(3m)	Engineer: Kevin Ker
Probe: TW BBHA 9120D_1-18GHz	Polarity: Horizontal
EUT: ACCESS POINT	Power: AC 120V/60Hz
Test Mode: Transmit by 802.11ac-VHT40 at channel 5795MHz Ant 0 + 1	

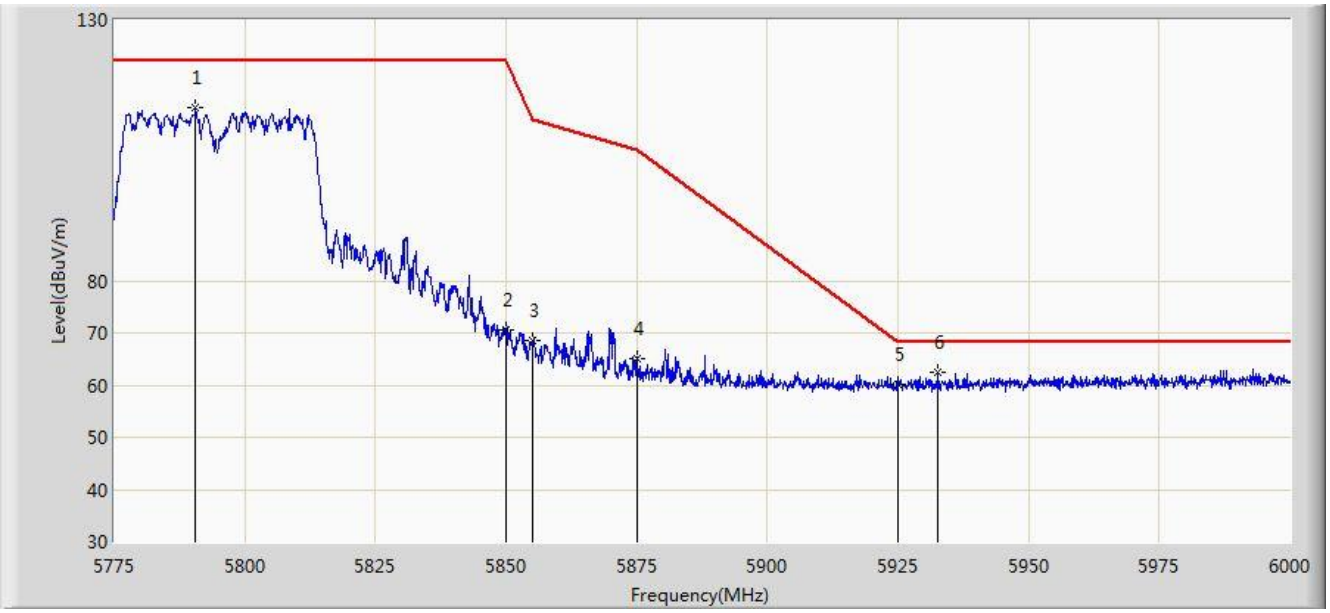

No	Flag	Mark	Frequency (MHz)	Measure Level (dBuV/m)	Reading Level (dBuV)	Margin (dB)	Limit (dBuV/m)	Factor (dB)	Type
1			5790.638	113.149	107.863	N/A	N/A	5.287	PK
2			5850.000	70.530	65.016	-51.670	122.200	5.514	PK
3			5855.000	68.560	61.232	-42.240	110.800	7.327	PK
4			5875.000	65.059	57.645	-40.141	105.200	7.414	PK
5			5925.000	60.015	52.715	-8.185	68.200	7.299	PK
6		*	5932.612	62.547	56.716	-5.653	68.200	5.831	PK

Note: Measure Level (dBμV/m) = Reading Level (dBμV) + Factor (dB)

Factor (dB) = Cable Loss (dB) + Antenna Factor (dB/m)

Site: AC1	Time: 2019/07/11 - 06:59
Limit: FCC_Part15.407_Band Edge(3m)	Engineer: Kevin Ker
Probe: TW BBHA 9120D_1-18GHz	Polarity: Vertical
EUT: ACCESS POINT	Power: AC 120V/60Hz
Test Mode: Transmit by 802.11ac-VHT40 at channel 5795MHz Ant 0 + 1	

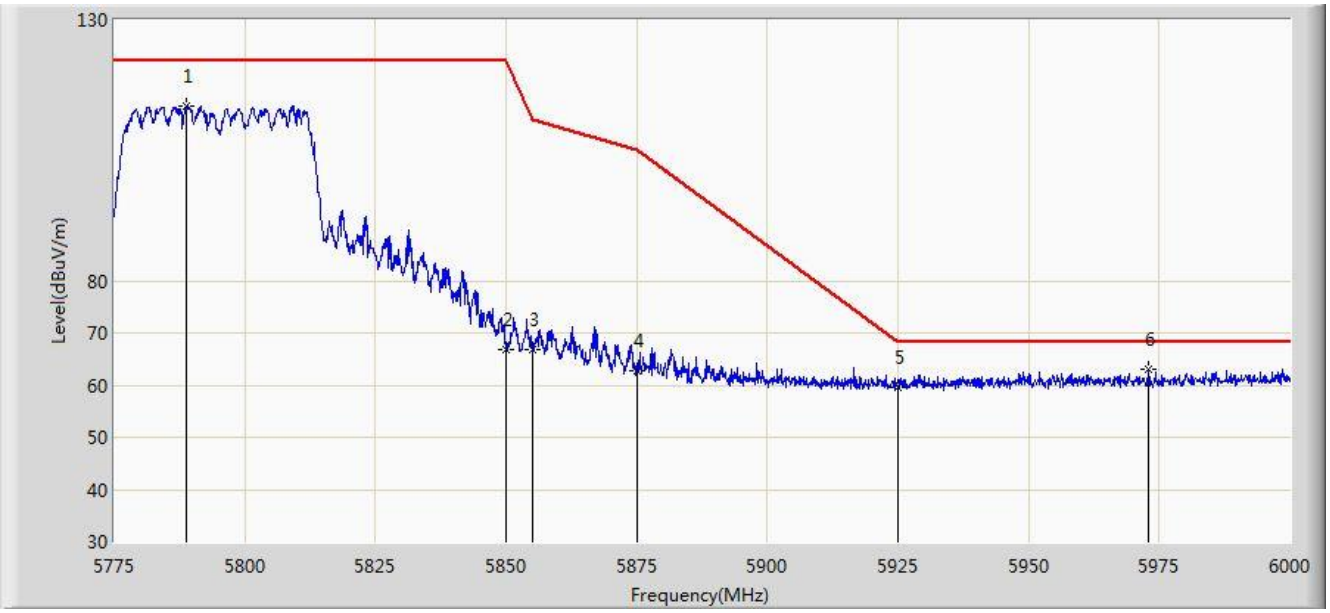

No	Flag	Mark	Frequency (MHz)	Measure Level (dBuV/m)	Reading Level (dBuV)	Margin (dB)	Limit (dBuV/m)	Factor (dB)	Type
1			5788.950	113.544	108.264	N/A	N/A	5.280	PK
2			5850.000	66.956	61.442	-55.244	122.200	5.514	PK
3			5855.000	66.826	61.293	-43.974	110.800	5.533	PK
4			5875.000	62.692	57.082	-42.508	105.200	5.610	PK
5			5925.000	59.443	53.641	-8.757	68.200	5.802	PK
6		*	5972.888	63.173	57.187	-5.027	68.200	5.985	PK

Note: Measure Level (dBμV/m) = Reading Level (dBμV) + Factor (dB)

Factor (dB) = Cable Loss (dB) + Antenna Factor (dB/m)

Site: AC1	Time: 2019/07/11 - 07:17
Limit: FCC_Part15.407_Band Edge(3m)	Engineer: Kevin Ker
Probe: TW BBHA 9120D_1-18GHz	Polarity: Horizontal
EUT: ACCESS POINT	Power: AC 120V/60Hz
Test Mode: Transmit by 802.11ac-VHT80 at channel 5210MHz Ant 0 + 1	

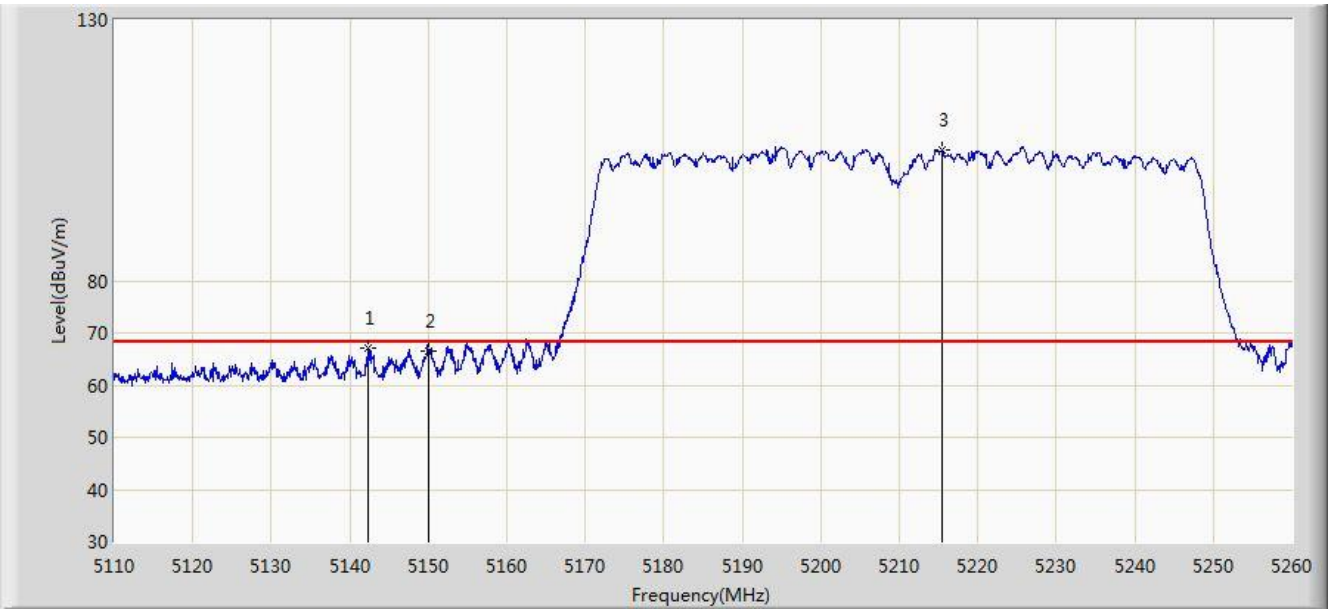

No	Flag	Mark	Frequency (MHz)	Measure Level (dBuV/m)	Reading Level (dBuV)	Margin (dB)	Limit (dBuV/m)	Factor (dB)	Type
1			5142.400	67.027	63.158	-1.173	68.200	3.869	PK
2			5150.000	66.497	62.621	-1.703	68.200	3.876	PK
3		*	5215.375	105.160	101.229	N/A	N/A	3.931	PK

Note: Measure Level (dBµV/m) = Reading Level (dBµV) + Factor (dB)

Factor (dB) = Cable Loss (dB) + Antenna Factor (dB/m)

Site: AC1	Time: 2019/07/11 - 07:20
Limit: FCC_Part15.209_RE(3m)	Engineer: Kevin Ker
Probe: TW BBHA 9120D_1-18GHz	Polarity: Horizontal
EUT: ACCESS POINT	Power: AC 120V/60Hz
Test Mode: Transmit by 802.11ac-VHT80 at channel 5210MHz Ant 0 + 1	

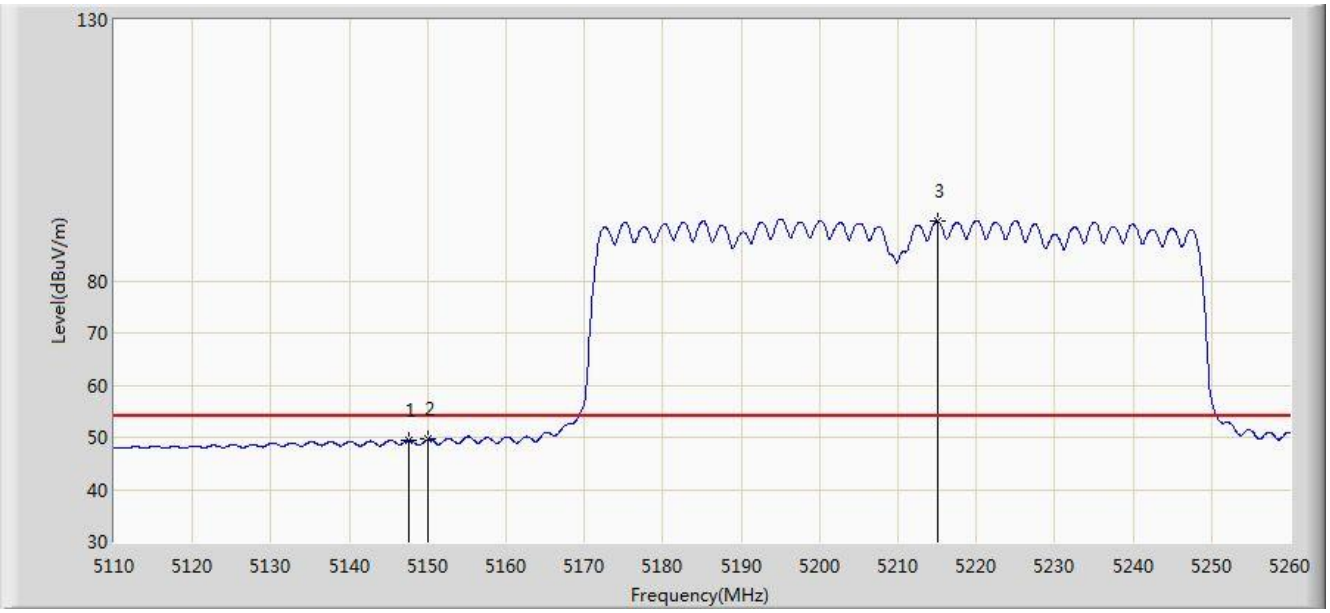

No	Flag	Mark	Frequency (MHz)	Measure Level (dBuV/m)	Reading Level (dBuV)	Margin (dB)	Limit (dBuV/m)	Factor (dB)	Type
1			5147.500	49.421	45.547	-4.579	54.000	3.874	AV
2			5150.000	49.573	45.697	-4.427	54.000	3.876	AV
3		*	5215.150	91.375	87.444	N/A	N/A	3.931	AV

Note: Measure Level (dBµV/m) = Reading Level (dBµV) + Factor (dB)

Factor (dB) = Cable Loss (dB) + Antenna Factor (dB/m)

Site: AC1	Time: 2019/07/11 - 07:20
Limit: FCC_Part15.209_RE(3m)	Engineer: Kevin Ker
Probe: TW BBHA 9120D_1-18GHz	Polarity: Vertical
EUT: ACCESS POINT	Power: AC 120V/60Hz
Test Mode: Transmit by 802.11ac-VHT80 at channel 5210MHz Ant 0 + 1	

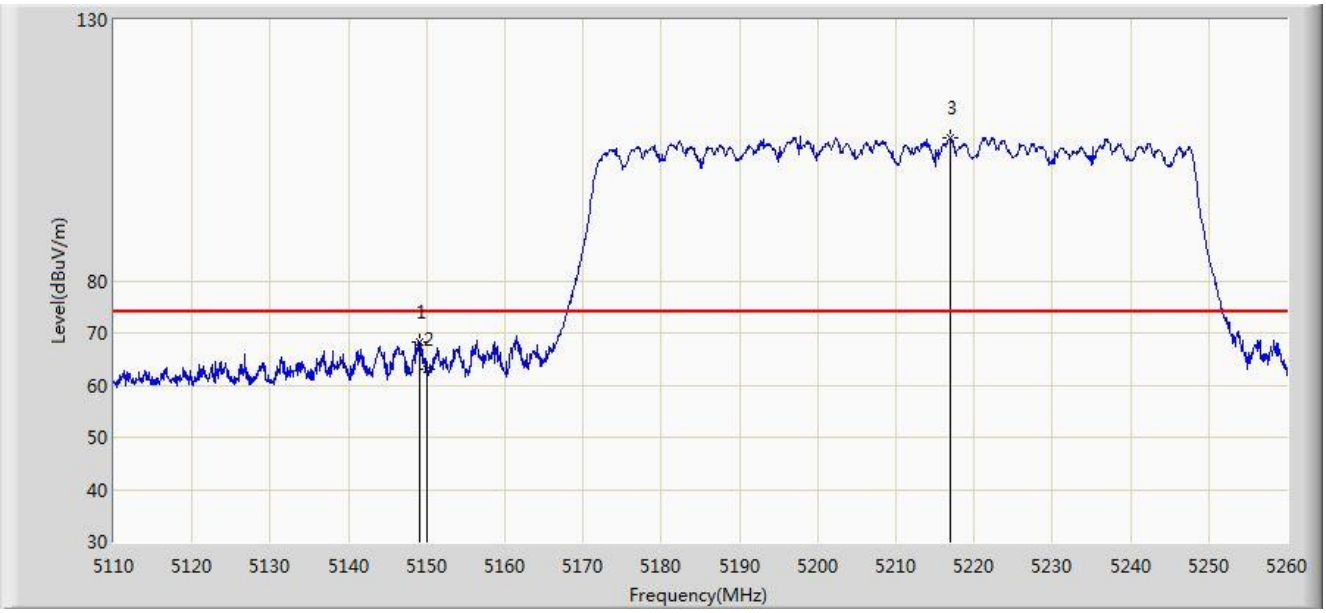

No	Flag	Mark	Frequency (MHz)	Measure Level (dBuV/m)	Reading Level (dBuV)	Margin (dB)	Limit (dBuV/m)	Factor (dB)	Type
1			5149.075	68.307	64.432	-5.693	74.000	3.875	PK
2			5150.000	63.077	59.201	-10.923	74.000	3.876	PK
3		*	5216.950	107.414	103.482	N/A	N/A	3.932	PK

Note: Measure Level (dBμV/m) = Reading Level (dBμV) + Factor (dB)

Factor (dB) = Cable Loss (dB) + Antenna Factor (dB/m)

Site: AC1	Time: 2019/07/11 - 07:21
Limit: FCC_Part15.209_RE(3m)	Engineer: Kevin Ker
Probe: TW BBHA 9120D_1-18GHz	Polarity: Vertical
EUT: ACCESS POINT	Power: AC 120V/60Hz
Test Mode: Transmit by 802.11ac-VHT80 at channel 5210MHz Ant 0 + 1	

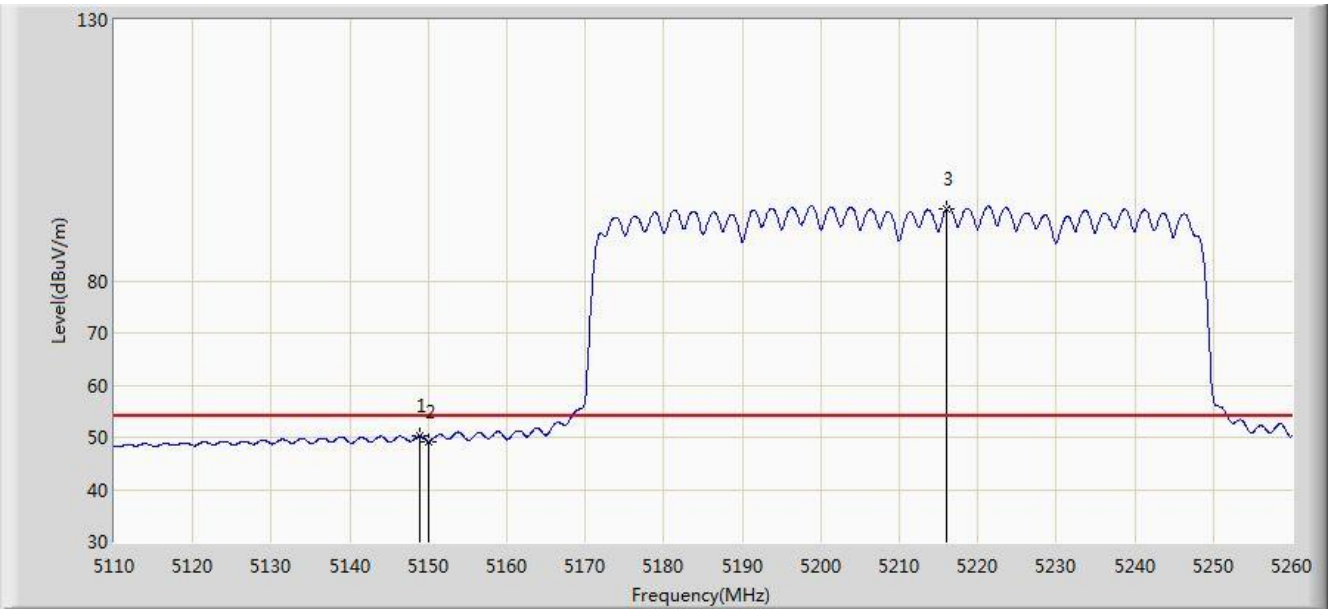

No	Flag	Mark	Frequency (MHz)	Measure Level (dBuV/m)	Reading Level (dBuV)	Margin (dB)	Limit (dBuV/m)	Factor (dB)	Type
1			5148.850	50.204	46.329	-3.796	54.000	3.875	AV
2			5150.000	49.143	45.267	-4.857	54.000	3.876	AV
3		*	5216.050	93.869	89.937	N/A	N/A	3.932	AV

Note: Measure Level (dBμV/m) = Reading Level (dBμV) + Factor (dB)

Factor (dB) = Cable Loss (dB) + Antenna Factor (dB/m)

Site: AC1	Time: 2019/07/11 - 08:10
Limit: FCC_Part15.407_Band Edge(3m)	Engineer: Kevin Ker
Probe: TW BBHA 9120D_1-18GHz	Polarity: Horizontal
EUT: ACCESS POINT	Power: AC 120V/60Hz
Test Mode: Transmit by 802.11ac-VHT80 at channel 5775MHz Ant 0 + 1	

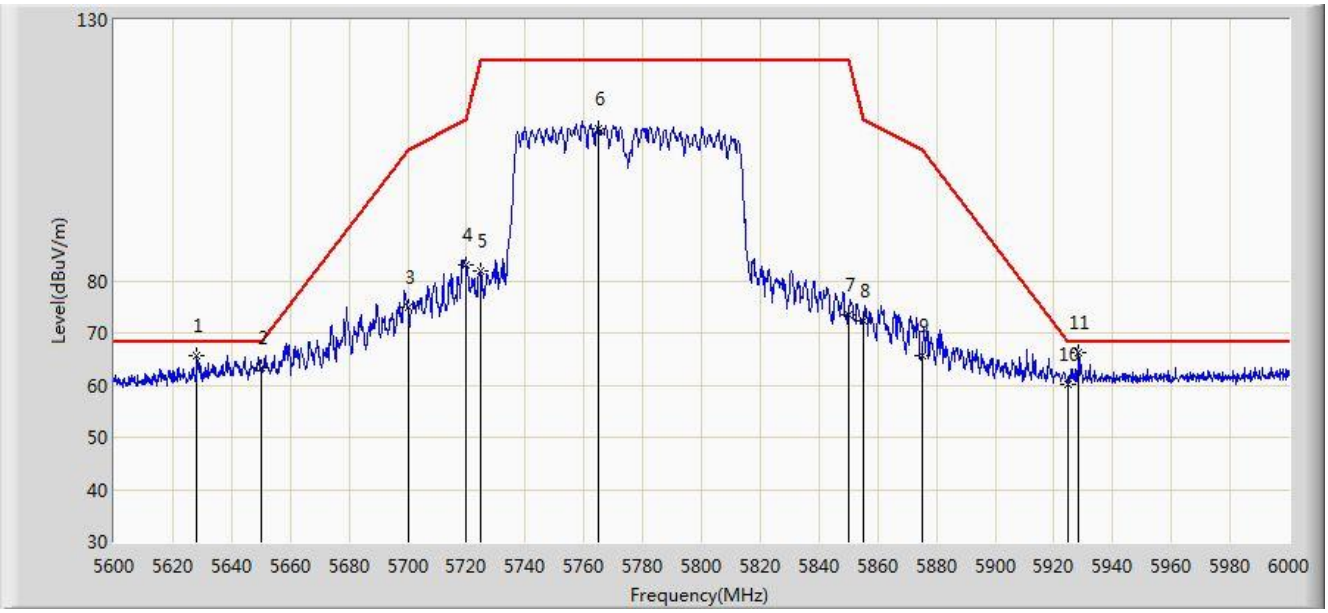

No	Flag	Mark	Frequency (MHz)	Measure Level (dBuV/m)	Reading Level (dBuV)	Margin (dB)	Limit (dBuV/m)	Factor (dB)	Type
1			5628.200	65.635	60.973	-2.565	68.200	4.663	PK
2			5650.000	63.397	58.651	-4.803	68.200	4.746	PK
3			5700.000	74.903	69.965	-30.297	105.200	4.938	PK
4			5720.000	83.138	78.123	-27.662	110.800	5.015	PK
5			5725.000	81.993	76.959	-40.207	122.200	5.034	PK
6			5765.000	109.211	104.024	N/A	N/A	5.187	PK
7			5850.000	73.408	67.894	-48.792	122.200	5.514	PK
8			5855.000	72.290	66.757	-38.510	110.800	5.533	PK
9			5875.000	65.606	59.996	-39.594	105.200	5.610	PK
10			5925.000	60.274	54.472	-7.926	68.200	5.802	PK
11		*	5928.400	66.369	60.554	-1.831	68.200	5.815	PK

Note: Measure Level (dBμV/m) = Reading Level (dBμV) + Factor (dB)

Factor (dB) = Cable Loss (dB) + Antenna Factor (dB/m)

Site: AC1	Time: 2019/07/11 - 08:12
Limit: FCC_Part15.407_Band Edge(3m)	Engineer: Kevin Ker
Probe: TW BBHA 9120D_1-18GHz	Polarity: Vertical
EUT: ACCESS POINT	Power: AC 120V/60Hz
Test Mode: Transmit by 802.11ac-VHT80 at channel 5775MHz Ant 0 + 1	

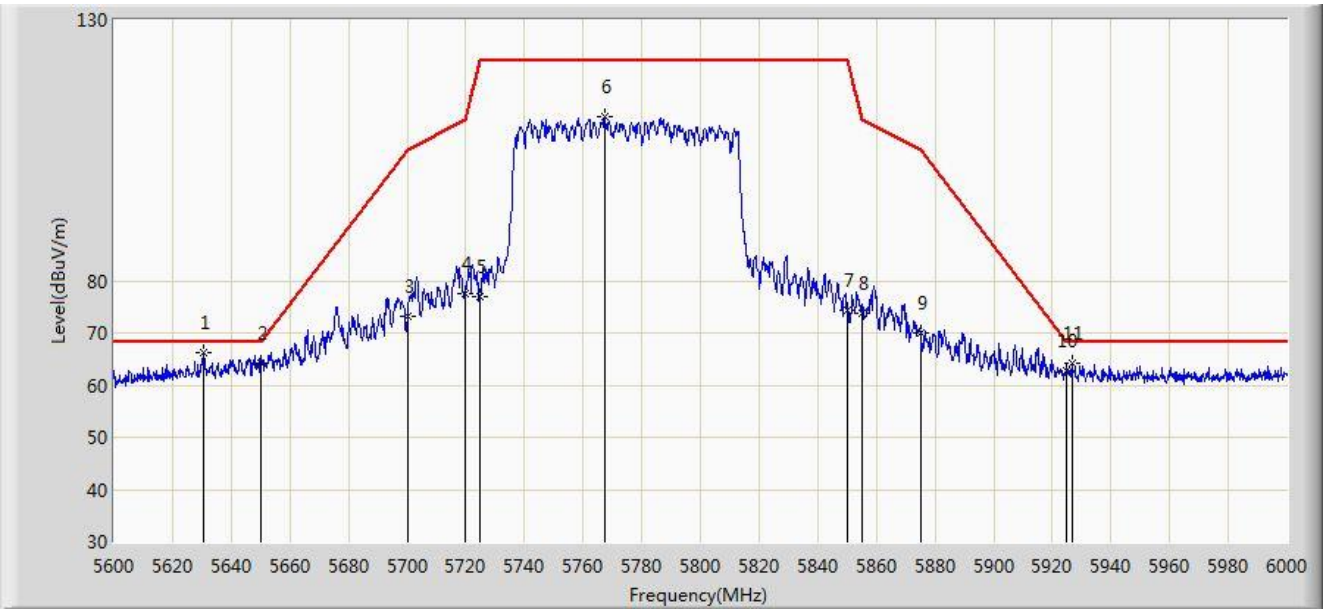

No	Flag	Mark	Frequency (MHz)	Measure Level (dBuV/m)	Reading Level (dBuV)	Margin (dB)	Limit (dBuV/m)	Factor (dB)	Type
1		*	5630.400	66.201	61.530	-1.999	68.200	4.672	PK
2			5650.000	64.301	59.555	-3.899	68.200	4.746	PK
3			5700.000	73.194	68.256	-32.006	105.200	4.938	PK
4			5720.000	77.593	72.578	-33.207	110.800	5.015	PK
5			5725.000	76.965	71.931	-45.235	122.200	5.034	PK
6			5767.200	111.504	106.308	N/A	N/A	5.195	PK
7			5850.000	74.439	68.925	-47.761	122.200	5.514	PK
8			5855.000	73.762	68.229	-37.038	110.800	5.533	PK
9			5875.000	69.874	64.264	-35.326	105.200	5.610	PK
10			5925.000	62.744	56.942	-5.456	68.200	5.802	PK
11			5926.800	64.126	58.317	-4.074	68.200	5.808	PK

Note: Measure Level (dBμV/m) = Reading Level (dBμV) + Factor (dB)

Factor (dB) = Cable Loss (dB) + Antenna Factor (dB/m)

Site: AC1	Time: 2019/07/11 - 08:38
Limit: FCC_Part15.209_RE(3m)	Engineer: Kevin Ker
Probe: TW BBHA 9120D_1-18GHz	Polarity: Horizontal
EUT: ACCESS POINT	Power: AC 120V/60Hz
Test Mode: Transmit by 802.11ax-HE20 at channel 5180MHz Ant 0 + 1	

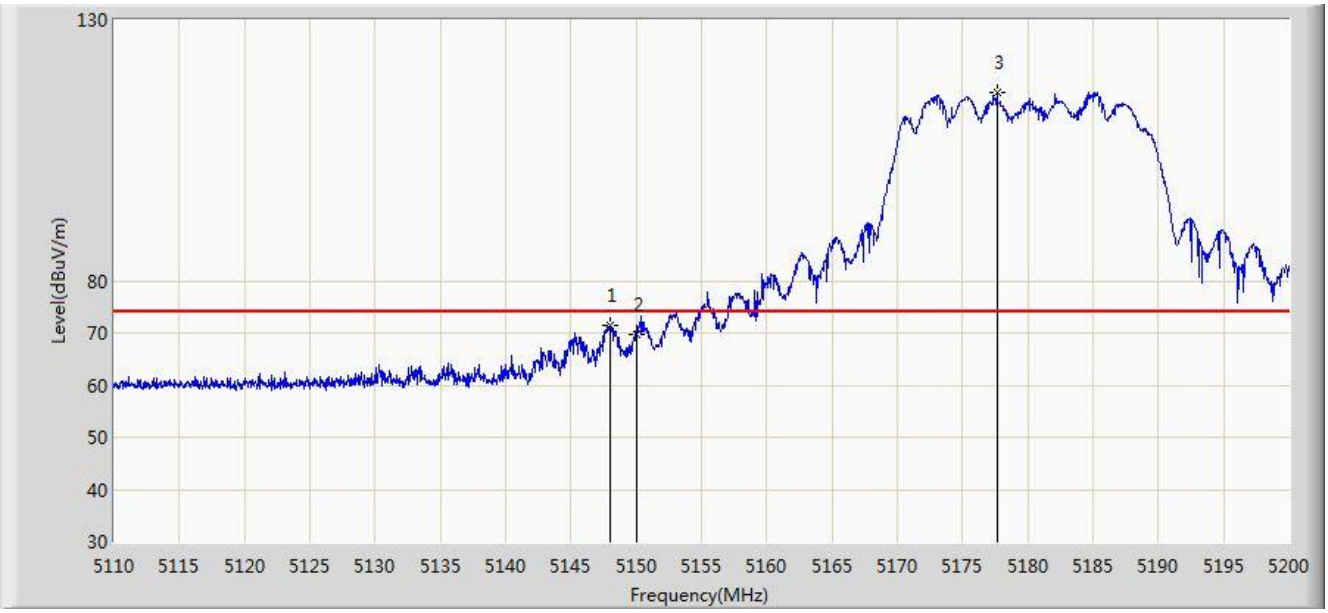

No	Flag	Mark	Frequency (MHz)	Measure Level (dBuV/m)	Reading Level (dBuV)	Margin (dB)	Limit (dBuV/m)	Factor (dB)	Type
1			5147.980	71.507	67.633	-2.493	74.000	3.874	PK
2			5150.000	69.686	65.810	-4.314	74.000	3.876	PK
3		*	5177.680	116.028	112.129	N/A	N/A	3.899	PK

Note: Measure Level (dBμV/m) = Reading Level (dBμV) + Factor (dB)

Factor (dB) = Cable Loss (dB) + Antenna Factor (dB/m)

Site: AC1	Time: 2019/07/11 - 08:40
Limit: FCC_Part15.209_RE(3m)	Engineer: Kevin Ker
Probe: TW BBHA 9120D_1-18GHz	Polarity: Horizontal
EUT: ACCESS POINT	Power: AC 120V/60Hz
Test Mode: Transmit by 802.11ax-HE20 at channel 5180MHz Ant 0 + 1	

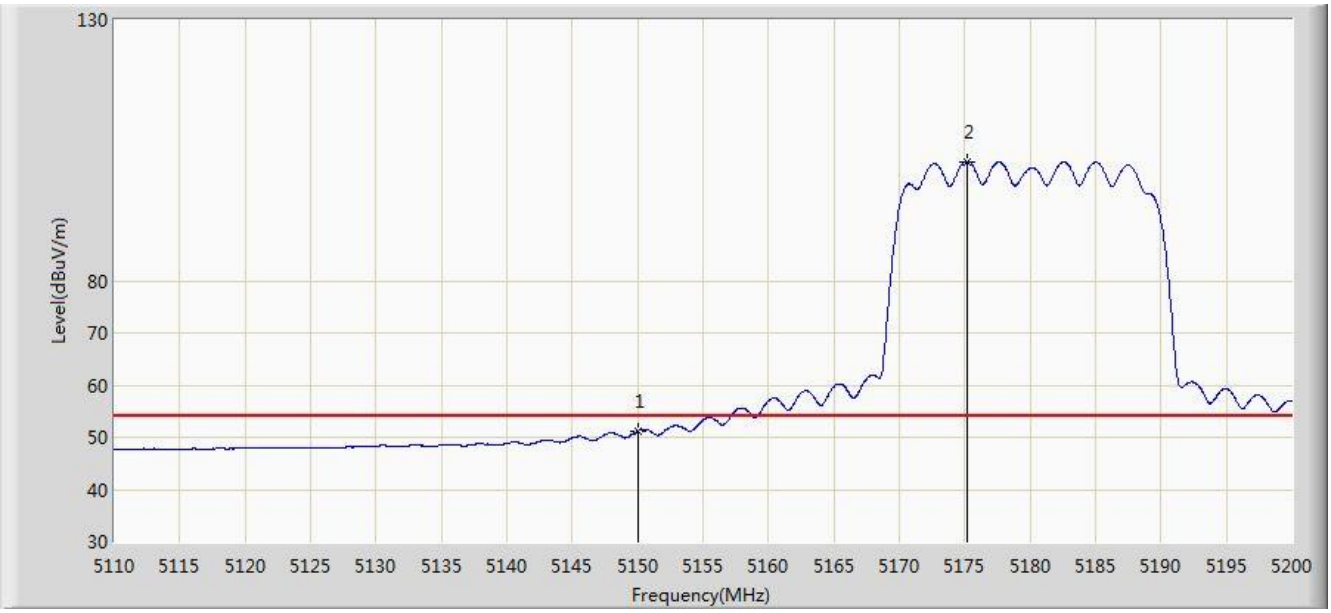

No	Flag	Mark	Frequency (MHz)	Measure Level (dBuV/m)	Reading Level (dBuV)	Margin (dB)	Limit (dBuV/m)	Factor (dB)	Type
1			5150.000	51.236	47.360	-2.764	54.000	3.876	AV
2		*	5175.160	102.856	98.959	N/A	N/A	3.897	AV

Note: Measure Level (dBμV/m) = Reading Level (dBμV) + Factor (dB)

Factor (dB) = Cable Loss (dB) + Antenna Factor (dB/m)

Site: AC1	Time: 2019/07/11 - 08:36
Limit: FCC_Part15.209_RE(3m)	Engineer: Kevin Ker
Probe: TW BBHA 9120D_1-18GHz	Polarity: Vertical
EUT: ACCESS POINT	Power: AC 120V/60Hz
Test Mode: Transmit by 802.11ax-HE20 at channel 5180MHz Ant 0 + 1	

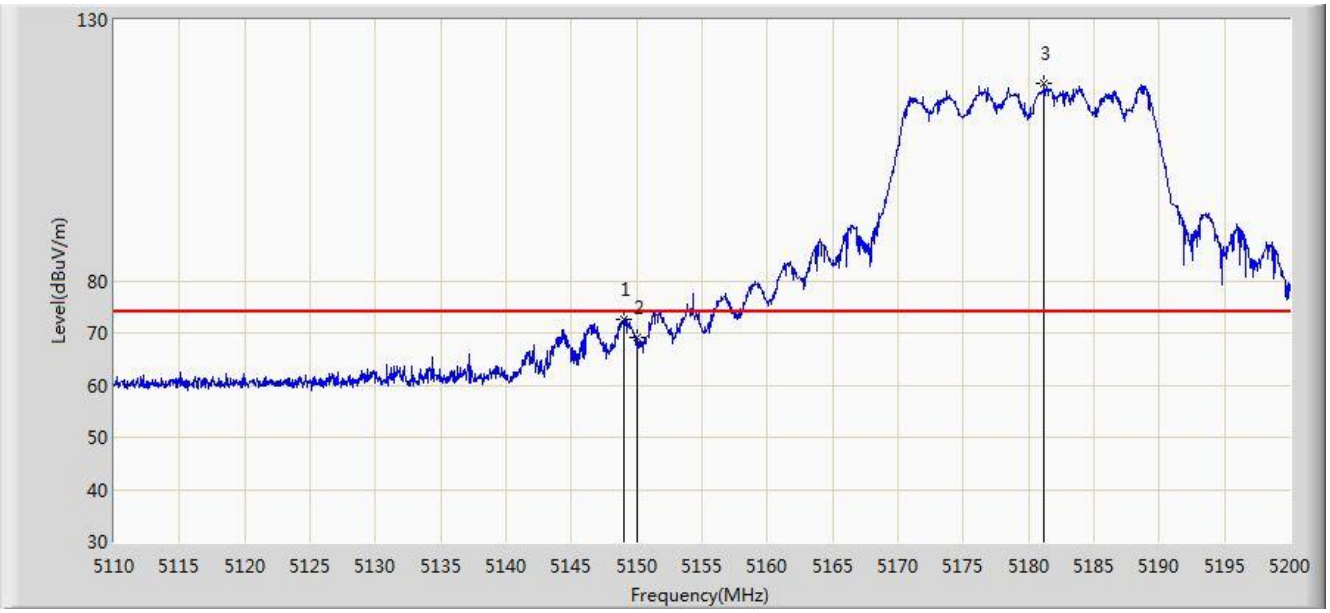

No	Flag	Mark	Frequency (MHz)	Measure Level (dBuV/m)	Reading Level (dBuV)	Margin (dB)	Limit (dBuV/m)	Factor (dB)	Type
1			5149.015	72.742	68.867	-1.258	74.000	3.875	PK
2			5150.000	69.047	65.171	-4.953	74.000	3.876	PK
3		*	5181.190	117.877	113.975	N/A	N/A	3.902	PK

Note: Measure Level (dBµV/m) = Reading Level (dBµV) + Factor (dB)

Factor (dB) = Cable Loss (dB) + Antenna Factor (dB/m)

Site: AC1	Time: 2019/07/11 - 08:38
Limit: FCC_Part15.209_RE(3m)	Engineer: Kevin Ker
Probe: TW BBHA 9120D_1-18GHz	Polarity: Vertical
EUT: ACCESS POINT	Power: AC 120V/60Hz
Test Mode: Transmit by 802.11ax-HE20 at channel 5180MHz Ant 0 + 1	

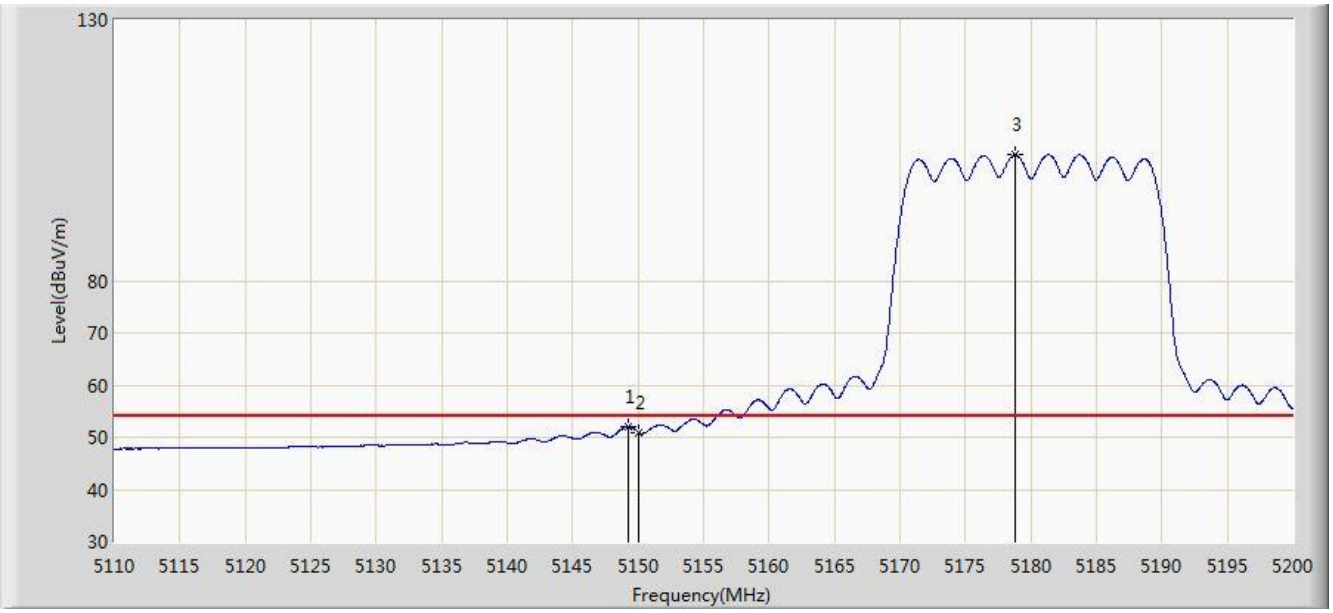

No	Flag	Mark	Frequency (MHz)	Measure Level (dBuV/m)	Reading Level (dBuV)	Margin (dB)	Limit (dBuV/m)	Factor (dB)	Type
1			5149.285	51.977	48.102	-2.023	54.000	3.875	AV
2			5150.000	51.006	47.130	-2.994	54.000	3.876	AV
3		*	5178.805	104.131	100.231	N/A	N/A	3.900	AV

Note: Measure Level (dBμV/m) = Reading Level (dBμV) + Factor (dB)

Factor (dB) = Cable Loss (dB) + Antenna Factor (dB/m)

Site: AC1	Time: 2019/07/11 - 22:06
Limit: FCC_Part15.407_Band Edge(3m)	Engineer: Kevin Ker
Probe: TW BBHA 9120D_1-18GHz	Polarity: Horizontal
EUT: ACCESS POINT	Power: AC 120V/60Hz
Test Mode: Transmit by 802.11ax-HE20 at channel 5745MHz Ant 0 + 1	

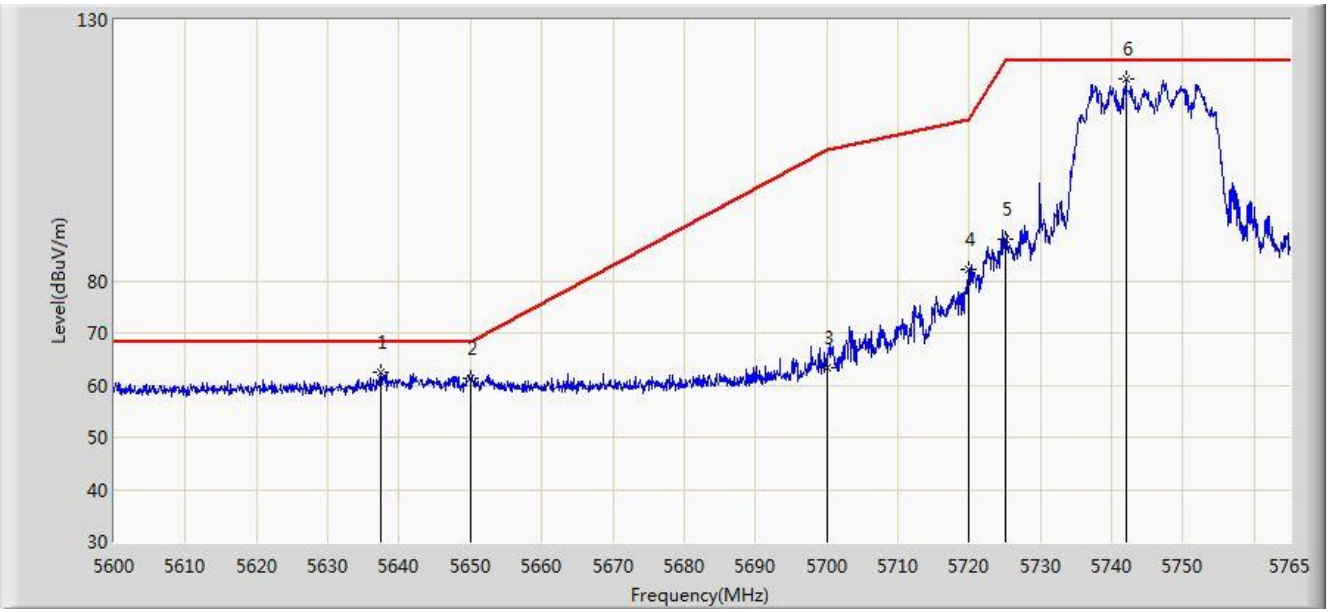

No	Flag	Mark	Frequency (MHz)	Measure Level (dBuV/m)	Reading Level (dBuV)	Margin (dB)	Limit (dBuV/m)	Factor (dB)	Type
1			5637.455	62.606	57.908	-5.594	68.200	4.699	PK
2			5650.000	61.204	56.458	-6.996	68.200	4.746	PK
3			5700.000	63.471	58.533	-41.729	105.200	4.938	PK
4			5720.000	82.237	77.222	-28.563	110.800	5.015	PK
5			5725.000	87.947	82.913	-34.253	122.200	5.034	PK
6		*	5741.982	118.556	113.457	N/A	N/A	5.099	PK

Note: Measure Level (dBμV/m) = Reading Level (dBμV) + Factor (dB)

Factor (dB) = Cable Loss (dB) + Antenna Factor (dB/m)

Site: AC1	Time: 2019/07/11 - 22:04
Limit: FCC_Part15.407_Band Edge(3m)	Engineer: Kevin Ker
Probe: TW BBHA 9120D_1-18GHz	Polarity: Vertical
EUT: ACCESS POINT	Power: AC 120V/60Hz
Test Mode: Transmit by 802.11ax-HE20 at channel 5745MHz Ant 0 + 1	

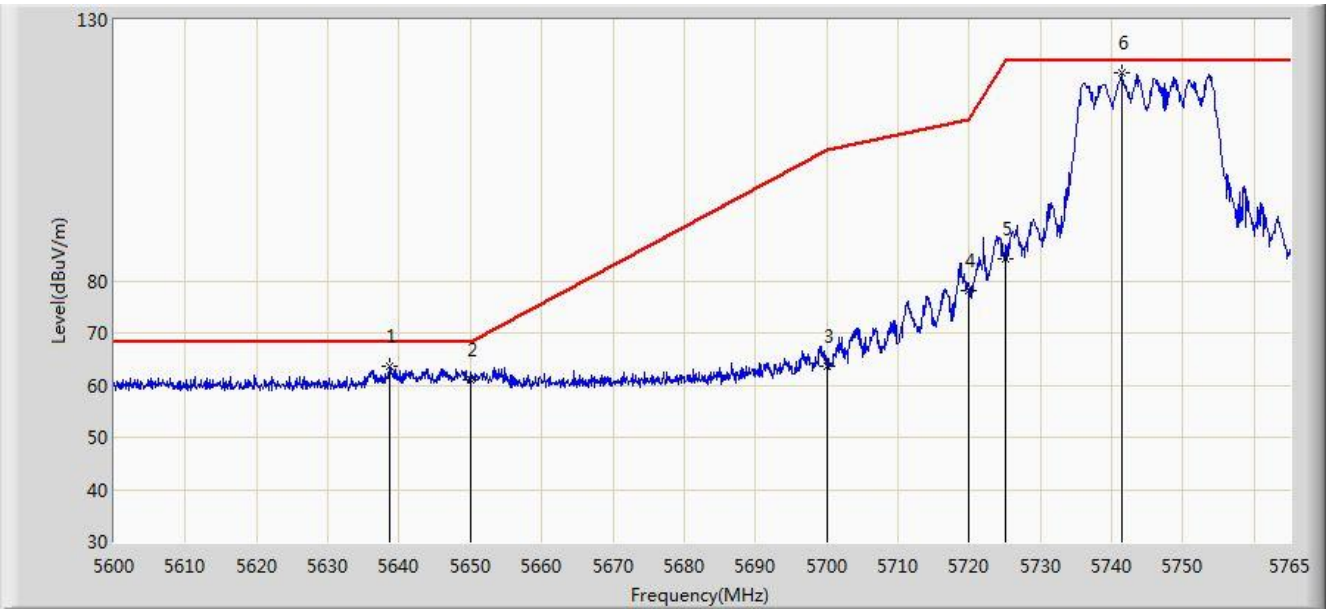

No	Flag	Mark	Frequency (MHz)	Measure Level (dBuV/m)	Reading Level (dBuV)	Margin (dB)	Limit (dBuV/m)	Factor (dB)	Type
1			5638.692	63.719	59.016	-4.481	68.200	4.703	PK
2			5650.000	60.953	56.207	-7.247	68.200	4.746	PK
3			5700.000	63.640	58.702	-41.560	105.200	4.938	PK
4			5720.000	78.189	73.174	-32.611	110.800	5.015	PK
5			5725.000	84.242	79.208	-37.958	122.200	5.034	PK
6		*	5741.405	119.906	114.809	-2.294	N/A	N/A	PK

Note: Measure Level (dBμV/m) = Reading Level (dBμV) + Factor (dB)

Factor (dB) = Cable Loss (dB) + Antenna Factor (dB/m)

Site: AC1	Time: 2019/07/11 - 22:09
Limit: FCC_Part15.407_Band Edge(3m)	Engineer: Kevin Ker
Probe: TW BBHA 9120D_1-18GHz	Polarity: Horizontal
EUT: ACCESS POINT	Power: AC 120V/60Hz
Test Mode: Transmit by 802.11ax-HE20 at channel 5825MHz Ant 0 + 1	

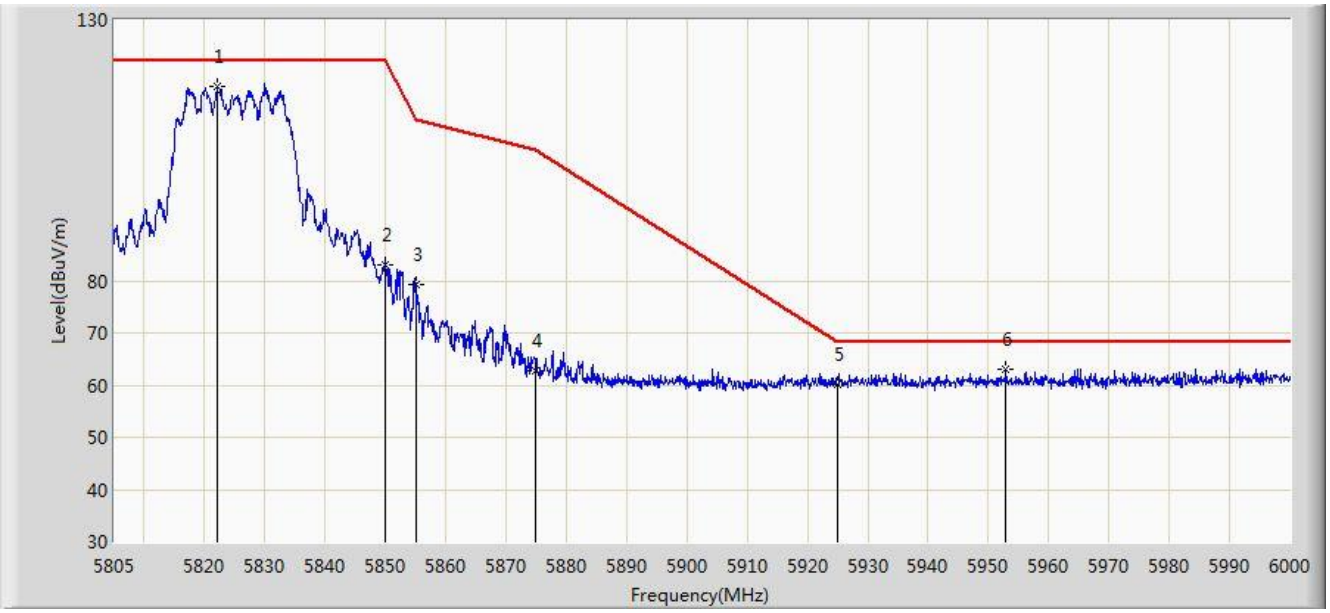

No	Flag	Mark	Frequency (MHz)	Measure Level (dBuV/m)	Reading Level (dBuV)	Margin (dB)	Limit (dBuV/m)	Factor (dB)	Type
1		*	5822.062	117.140	111.733	N/A	N/A	5.408	PK
2			5850.000	82.908	77.394	-39.292	122.200	5.514	PK
3			5855.000	79.356	73.823	-31.444	110.800	5.533	PK
4			5875.000	62.801	57.191	-42.399	105.200	5.610	PK
5			5925.000	60.025	54.223	-8.175	68.200	5.802	PK
6			5952.908	63.049	57.140	-5.151	68.200	5.909	PK

Note: Measure Level (dBμV/m) = Reading Level (dBμV) + Factor (dB)

Factor (dB) = Cable Loss (dB) + Antenna Factor (dB/m)

Site: AC1	Time: 2019/07/11 - 22:08
Limit: FCC_Part15.407_Band Edge(3m)	Engineer: Kevin Ker
Probe: TW BBHA 9120D_1-18GHz	Polarity: Vertical
EUT: ACCESS POINT	Power: AC 120V/60Hz
Test Mode: Transmit by 802.11ax-HE20 at channel 5825MHz Ant 0 + 1	

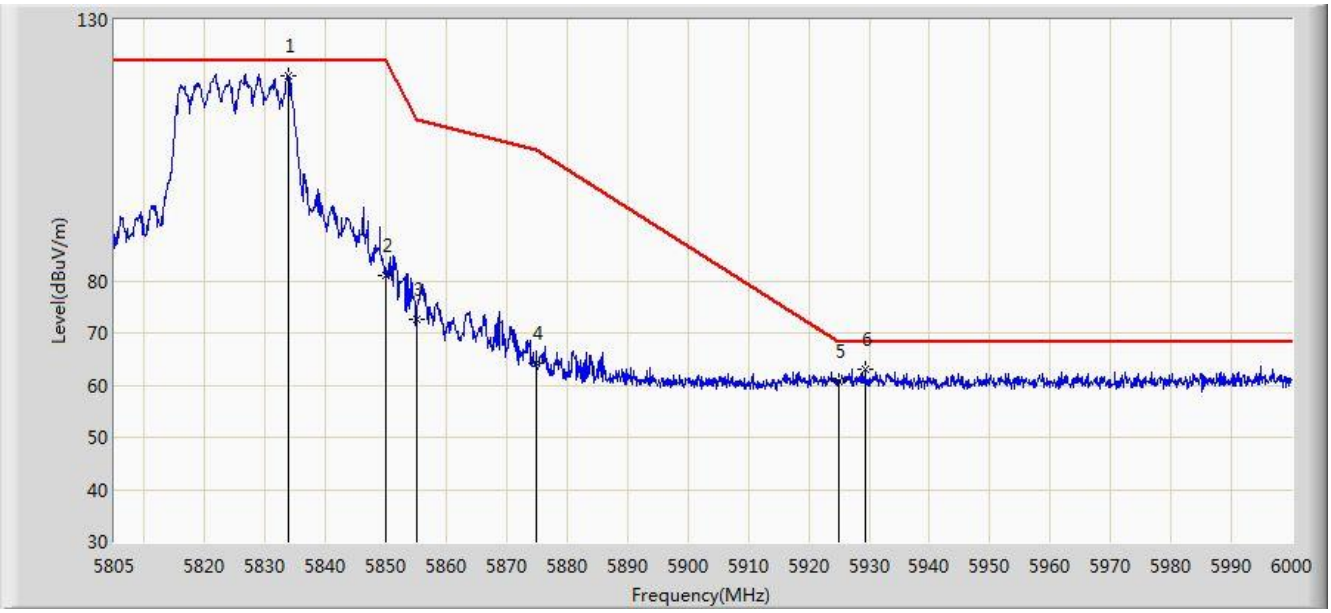

No	Flag	Mark	Frequency (MHz)	Measure Level (dBuV/m)	Reading Level (dBuV)	Margin (dB)	Limit (dBuV/m)	Factor (dB)	Type
1		*	5833.763	119.298	113.846	N/A	N/A	5.452	PK
2			5850.000	81.140	75.626	-41.060	122.200	5.514	PK
3			5855.000	72.714	67.181	-38.086	110.800	5.533	PK
4			5875.000	64.327	58.717	-40.873	105.200	5.610	PK
5			5925.000	60.637	54.835	-7.563	68.200	5.802	PK
6			5929.312	62.947	57.129	-5.253	68.200	5.818	PK

Note: Measure Level (dBμV/m) = Reading Level (dBμV) + Factor (dB)

Factor (dB) = Cable Loss (dB) + Antenna Factor (dB/m)

Site: AC1	Time: 2019/07/11 - 22:24
Limit: FCC_Part15.209_RE(3m)	Engineer: Kevin Ker
Probe: TW BBHA 9120D_1-18GHz	Polarity: Horizontal
EUT: ACCESS POINT	Power: AC 120V/60Hz
Test Mode: Transmit by 802.11ax-HE40 at channel 5190MHz Ant 0 + 1	

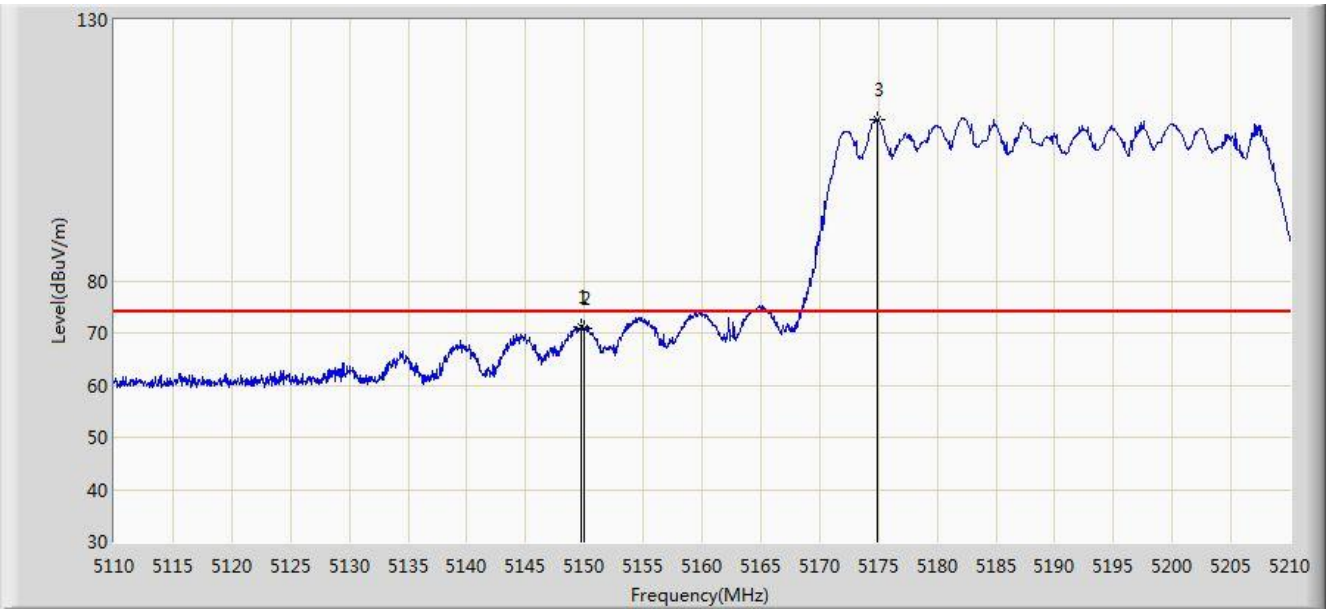

No	Flag	Mark	Frequency (MHz)	Measure Level (dBuV/m)	Reading Level (dBuV)	Margin (dB)	Limit (dBuV/m)	Factor (dB)	Type
1			5149.700	71.021	67.146	-2.979	74.000	3.875	PK
2			5150.000	70.793	66.917	-3.207	74.000	3.876	PK
3		*	5174.950	110.913	107.016	N/A	N/A	3.897	PK

Note: Measure Level (dBμV/m) = Reading Level (dBμV) + Factor (dB)

Factor (dB) = Cable Loss (dB) + Antenna Factor (dB/m)

Site: AC1	Time: 2019/07/11 - 22:24
Limit: FCC_Part15.209_RE(3m)	Engineer: Kevin Ker
Probe: TW BBHA 9120D_1-18GHz	Polarity: Horizontal
EUT: ACCESS POINT	Power: AC 120V/60Hz
Test Mode: Transmit by 802.11ax-HE40 at channel 5190MHz Ant 0 + 1	

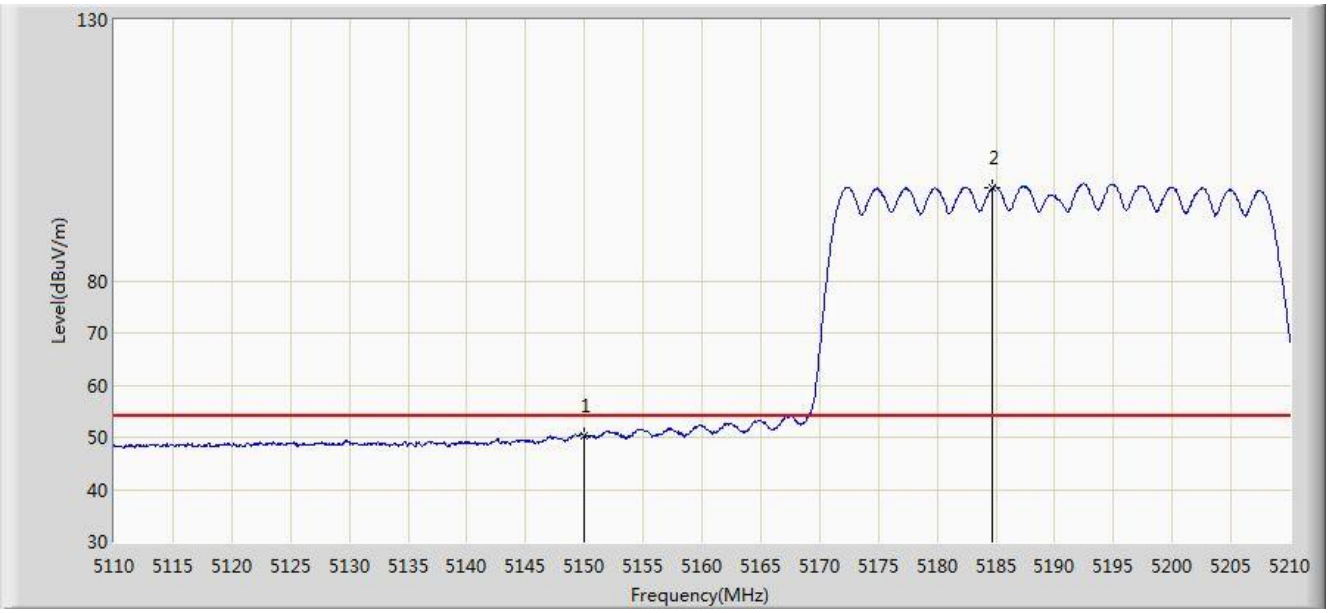

No	Flag	Mark	Frequency (MHz)	Measure Level (dBuV/m)	Reading Level (dBuV)	Margin (dB)	Limit (dBuV/m)	Factor (dB)	Type
1			5150.000	50.212	46.336	-3.788	54.000	3.876	AV
2		*	5184.700	97.888	93.982	N/A	N/A	3.906	AV

Note: Measure Level (dBμV/m) = Reading Level (dBμV) + Factor (dB)

Factor (dB) = Cable Loss (dB) + Antenna Factor (dB/m)

Site: AC1	Time: 2019/07/11 - 22:21
Limit: FCC_Part15.209_RE(3m)	Engineer: Kevin Ker
Probe: TW BBHA 9120D_1-18GHz	Polarity: Vertical
EUT: ACCESS POINT	Power: AC 120V/60Hz
Test Mode: Transmit by 802.11ax-HE40 at channel 5190MHz Ant 0 + 1	

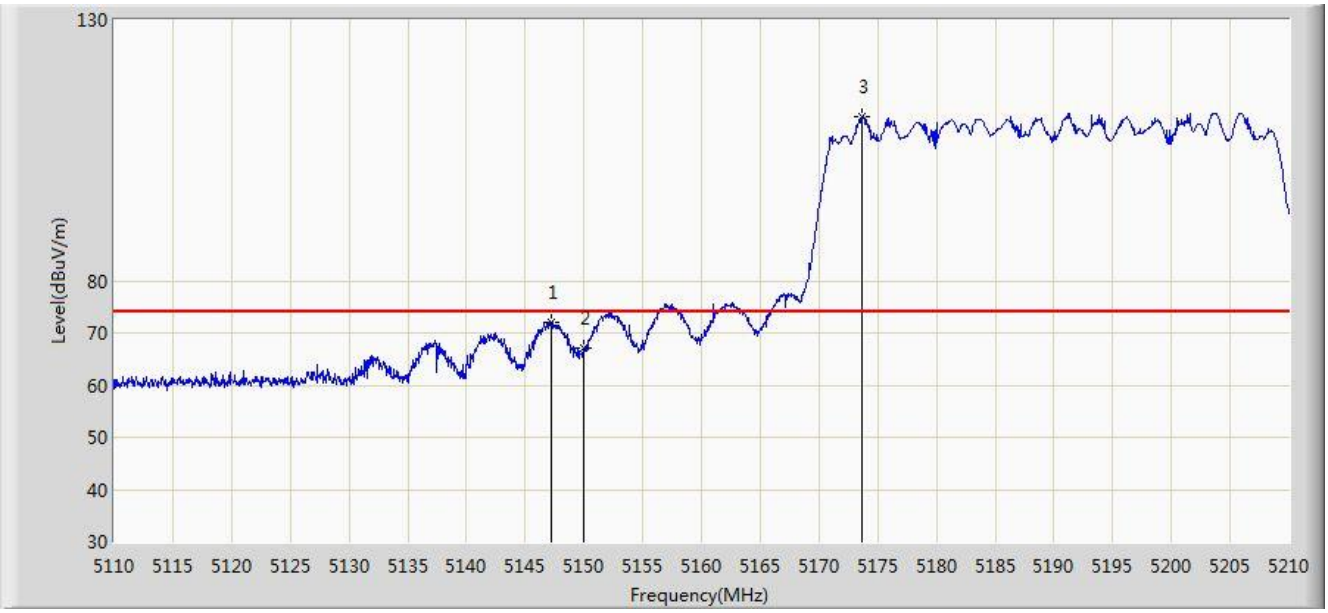

No	Flag	Mark	Frequency (MHz)	Measure Level (dBuV/m)	Reading Level (dBuV)	Margin (dB)	Limit (dBuV/m)	Factor (dB)	Type
1			5147.250	71.896	68.023	-2.104	74.000	3.873	PK
2			5150.000	67.026	63.150	-6.974	74.000	3.876	PK
3		*	5173.700	111.444	107.548	N/A	N/A	3.896	PK

Note: Measure Level (dBμV/m) = Reading Level (dBμV) + Factor (dB)

Factor (dB) = Cable Loss (dB) + Antenna Factor (dB/m)

Site: AC1	Time: 2019/07/11 - 22:23
Limit: FCC_Part15.209_RE(3m)	Engineer: Kevin Ker
Probe: TW BBHA 9120D_1-18GHz	Polarity: Vertical
EUT: ACCESS POINT	Power: AC 120V/60Hz
Test Mode: Transmit by 802.11ax-HE40 at channel 5190MHz Ant 0 + 1	

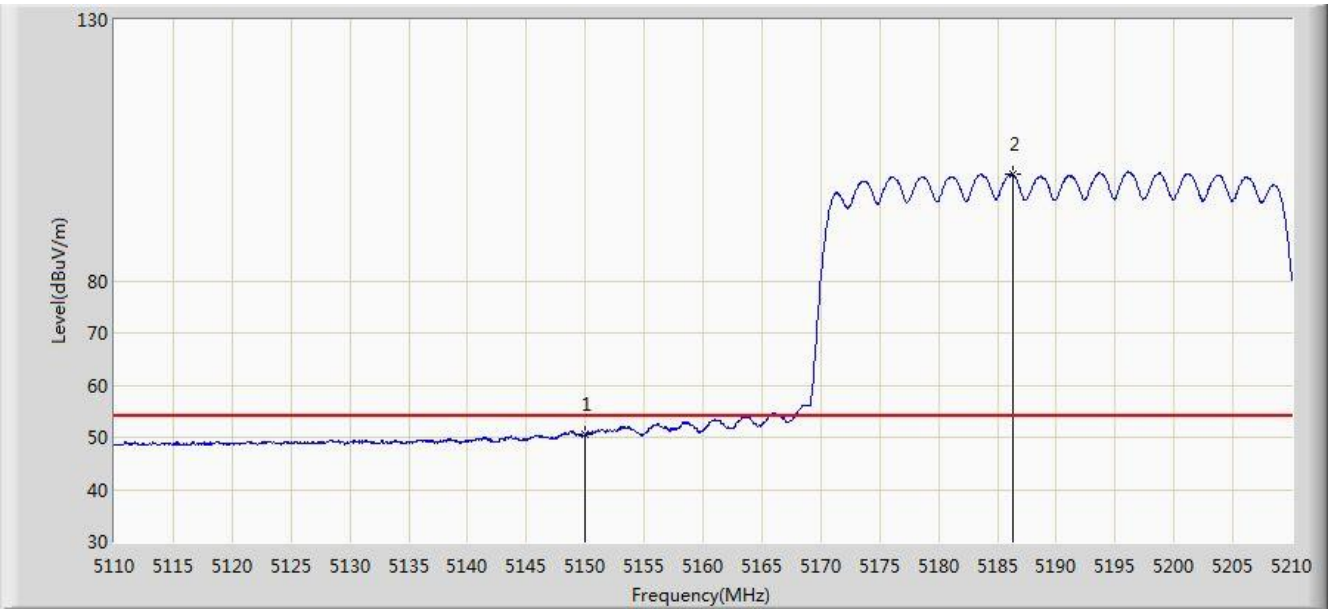

No	Flag	Mark	Frequency (MHz)	Measure Level (dBuV/m)	Reading Level (dBuV)	Margin (dB)	Limit (dBuV/m)	Factor (dB)	Type
1			5150.000	50.547	46.671	-3.453	54.000	3.876	AV
2		*	5186.300	100.378	96.471	N/A	N/A	3.907	AV

Note: Measure Level (dBμV/m) = Reading Level (dBμV) + Factor (dB)

Factor (dB) = Cable Loss (dB) + Antenna Factor (dB/m)

Site: AC1	Time: 2019/07/11 - 22:44
Limit: FCC_Part15.407_Band Edge(3m)	Engineer: Kevin Ker
Probe: TW BBHA 9120D_1-18GHz	Polarity: Horizontal
EUT: ACCESS POINT	Power: AC 120V/60Hz
Test Mode: Transmit by 802.11ax-HE40 at channel 5755MHz Ant 0 + 1	

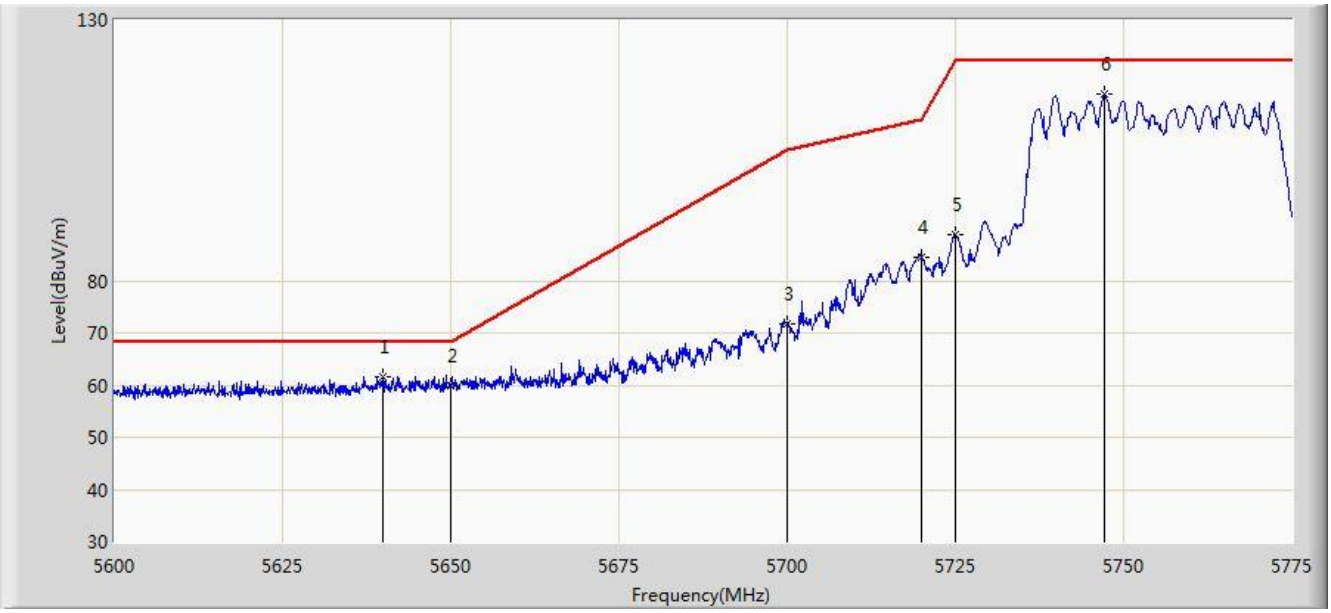

No	Flag	Mark	Frequency (MHz)	Measure Level (dBuV/m)	Reading Level (dBuV)	Margin (dB)	Limit (dBuV/m)	Factor (dB)	Type
1			5639.812	61.683	56.976	-6.517	68.200	4.708	PK
2			5650.000	59.779	55.033	-8.421	68.200	4.746	PK
3			5700.000	71.606	66.668	-33.594	105.200	4.938	PK
4			5720.000	84.413	79.398	-26.387	110.800	5.015	PK
5			5725.000	88.771	83.737	-33.429	122.200	5.034	PK
6		*	5747.175	115.814	110.695	N/A	N/A	5.119	PK

Note: Measure Level (dBµV/m) = Reading Level (dBµV) + Factor (dB)

Factor (dB) = Cable Loss (dB) + Antenna Factor (dB/m)

Site: AC1	Time: 2019/07/11 - 22:41
Limit: FCC_Part15.407_Band Edge(3m)	Engineer: Kevin Ker
Probe: TW BBHA 9120D_1-18GHz	Polarity: Vertical
EUT: ACCESS POINT	Power: AC 120V/60Hz
Test Mode: Transmit by 802.11ax-HE40 at channel 5755MHz Ant 0 + 1	

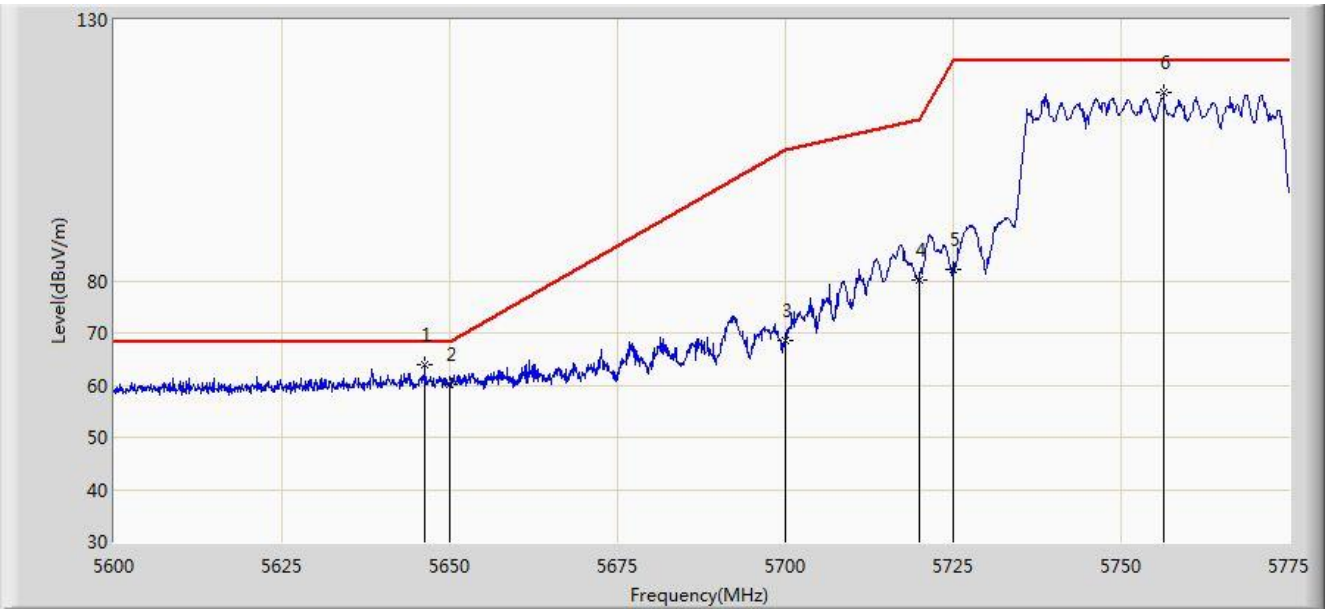

No	Flag	Mark	Frequency (MHz)	Measure Level (dBuV/m)	Reading Level (dBuV)	Margin (dB)	Limit (dBuV/m)	Factor (dB)	Type
1		*	5646.288	63.796	59.064	-4.404	68.200	4.732	PK
2			5650.000	60.143	55.397	-8.057	68.200	4.746	PK
3			5700.000	68.636	63.698	-36.564	105.200	4.938	PK
4			5720.000	80.154	75.139	-30.646	110.800	5.015	PK
5			5725.000	82.148	77.114	-40.052	122.200	5.034	PK
6			5756.362	116.071	110.917	N/A	N/A	5.154	PK

Note: Measure Level (dBµV/m) = Reading Level (dBµV) + Factor (dB)

Factor (dB) = Cable Loss (dB) + Antenna Factor (dB/m)

Site: AC1	Time: 2019/07/11 - 22:46
Limit: FCC_Part15.407_Band Edge(3m)	Engineer: Kevin Ker
Probe: TW BBHA 9120D_1-18GHz	Polarity: Horizontal
EUT: ACCESS POINT	Power: AC 120V/60Hz
Test Mode: Transmit by 802.11ax-HE40 at channel 5795MHz Ant 0 + 1	

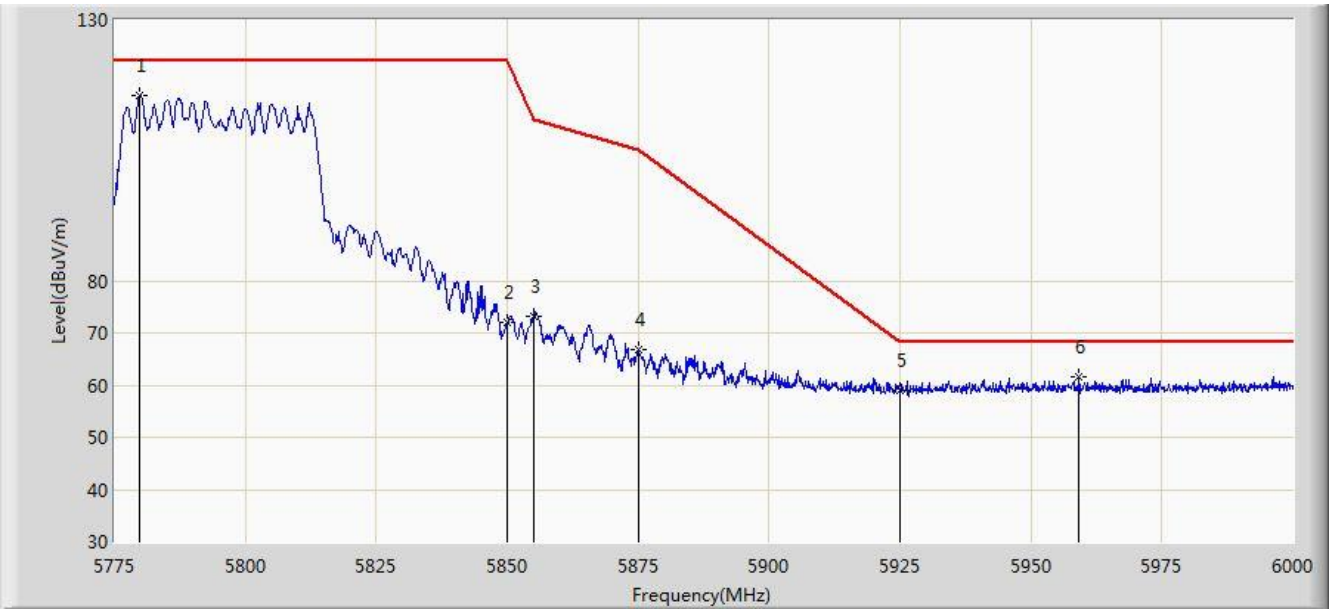

No	Flag	Mark	Frequency (MHz)	Measure Level (dBuV/m)	Reading Level (dBuV)	Margin (dB)	Limit (dBuV/m)	Factor (dB)	Type
1		*	5779.837	115.637	110.392	N/A	N/A	5.246	PK
2			5850.000	71.920	66.406	-50.280	122.200	5.514	PK
3			5855.000	73.331	67.798	-37.469	110.800	5.533	PK
4			5875.000	66.707	61.097	-38.493	105.200	5.610	PK
5			5925.000	58.892	53.090	-9.308	68.200	5.802	PK
6			5959.163	61.540	55.607	-6.660	68.200	5.933	PK

Note: Measure Level (dBμV/m) = Reading Level (dBμV) + Factor (dB)

Factor (dB) = Cable Loss (dB) + Antenna Factor (dB/m)

Site: AC1	Time: 2019/07/11 - 22:44
Limit: FCC_Part15.407_Band Edge(3m)	Engineer: Kevin Ker
Probe: TW BBHA 9120D_1-18GHz	Polarity: Vertical
EUT: ACCESS POINT	Power: AC 120V/60Hz
Test Mode: Transmit by 802.11ax-HE40 at channel 5795MHz Ant 0 + 1	

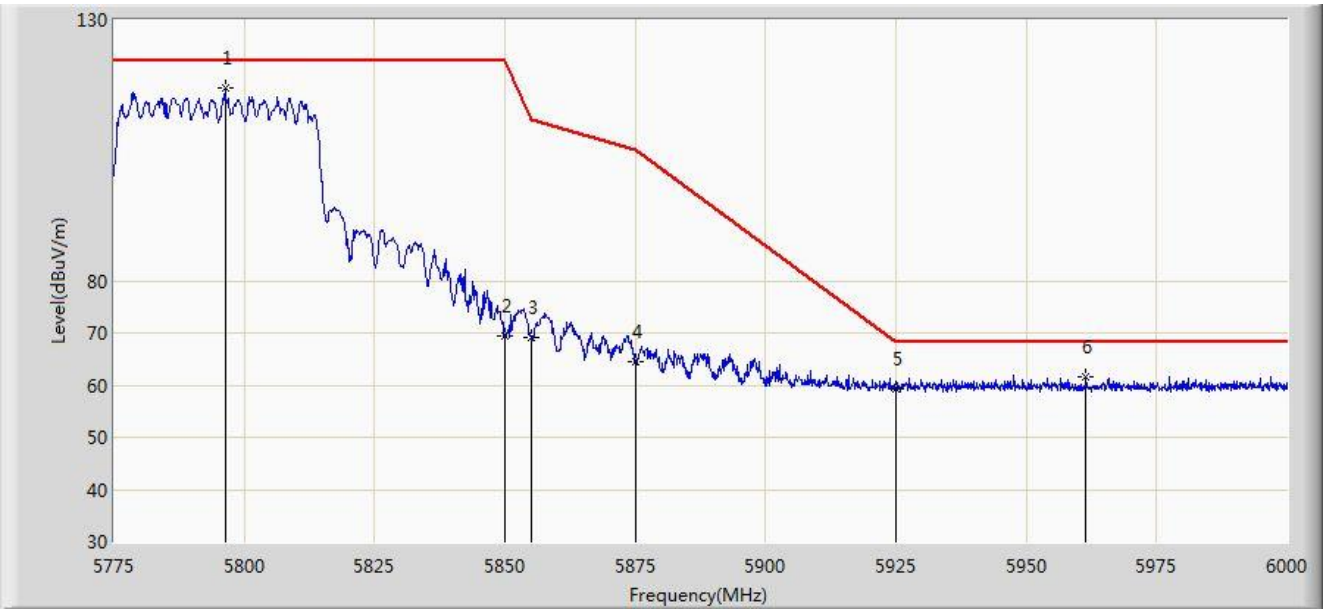

No	Flag	Mark	Frequency (MHz)	Measure Level (dBuV/m)	Reading Level (dBuV)	Margin (dB)	Limit (dBuV/m)	Factor (dB)	Type
1		*	5796.375	116.966	111.658	N/A	N/A	5.308	PK
2			5850.000	69.334	63.820	-52.866	122.200	5.514	PK
3			5855.000	69.210	63.677	-41.590	110.800	5.533	PK
4			5875.000	64.586	58.976	-40.614	105.200	5.610	PK
5			5925.000	59.376	53.574	-8.824	68.200	5.802	PK
6			5961.413	61.694	55.752	-6.506	68.200	5.942	PK

Note: Measure Level (dBμV/m) = Reading Level (dBμV) + Factor (dB)

Factor (dB) = Cable Loss (dB) + Antenna Factor (dB/m)

Site: AC1	Time: 2019/07/11 - 22:54
Limit: FCC_Part15.209_RE(3m)	Engineer: Kevin Ker
Probe: TW BBHA 9120D_1-18GHz	Polarity: Horizontal
EUT: ACCESS POINT	Power: AC 120V/60Hz
Test Mode: Transmit by 802.11ax-HE80 at channel 5210MHz Ant 0 + 1	

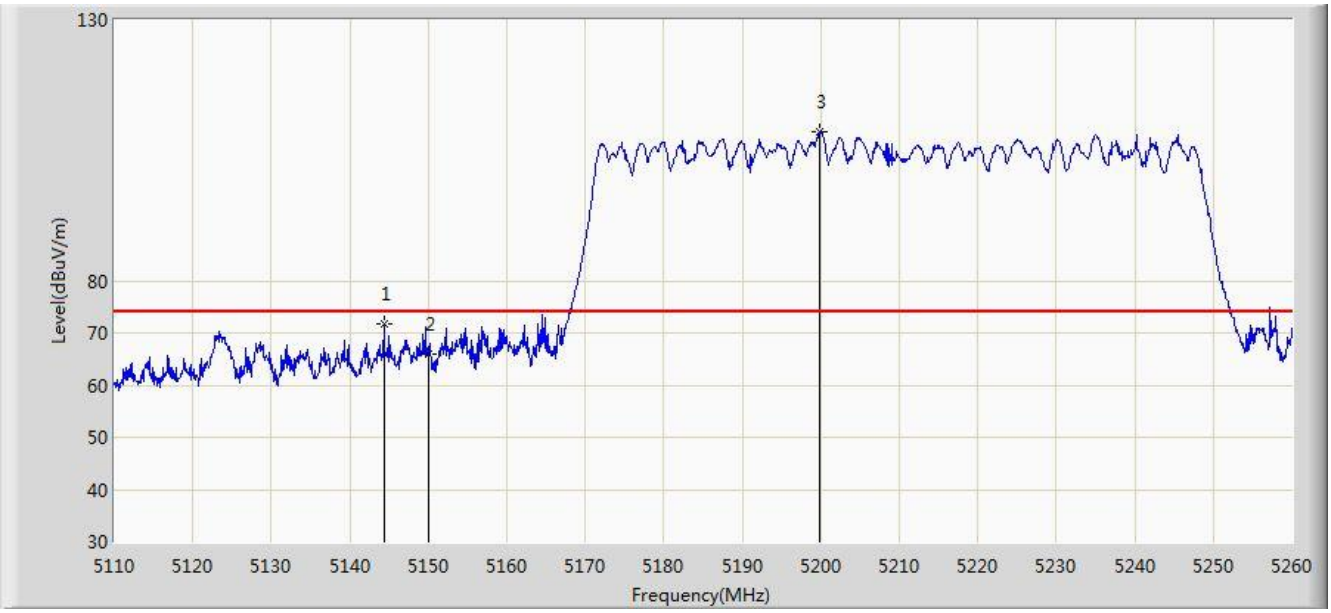

No	Flag	Mark	Frequency (MHz)	Measure Level (dBuV/m)	Reading Level (dBuV)	Margin (dB)	Limit (dBuV/m)	Factor (dB)	Type
1			5144.350	71.748	67.877	-2.252	74.000	3.871	PK
2			5150.000	65.849	61.973	-8.151	74.000	3.876	PK
3		*	5199.775	108.527	104.609	N/A	N/A	3.918	PK

Note: Measure Level (dBµV/m) = Reading Level (dBµV) + Factor (dB)

Factor (dB) = Cable Loss (dB) + Antenna Factor (dB/m)

Site: AC1	Time: 2019/07/11 - 22:53
Limit: FCC_Part15.209_RE(3m)	Engineer: Kevin Ker
Probe: TW BBHA 9120D_1-18GHz	Polarity: Horizontal
EUT: ACCESS POINT	Power: AC 120V/60Hz
Test Mode: Transmit by 802.11ax-HE80 at channel 5210MHz Ant 0 + 1	

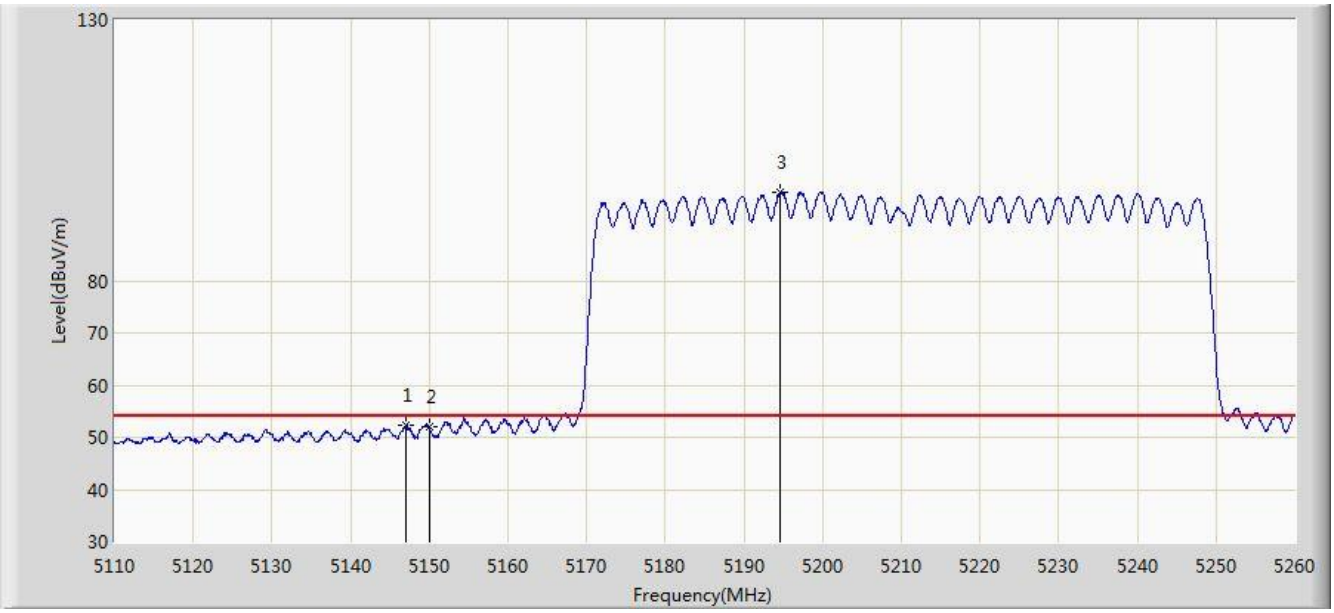

No	Flag	Mark	Frequency (MHz)	Measure Level (dBuV/m)	Reading Level (dBuV)	Margin (dB)	Limit (dBuV/m)	Factor (dB)	Type
1			5146.975	52.313	48.440	-1.687	54.000	3.873	AV
2			5150.000	51.956	48.080	-2.044	54.000	3.876	AV
3		*	5194.675	97.061	93.147	N/A	N/A	3.914	AV

Note: Measure Level (dBμV/m) = Reading Level (dBμV) + Factor (dB)

Factor (dB) = Cable Loss (dB) + Antenna Factor (dB/m)

Site: AC1	Time: 2019/07/11 - 22:50
Limit: FCC_Part15.209_RE(3m)	Engineer: Kevin Ker
Probe: TW BBHA 9120D_1-18GHz	Polarity: Vertical
EUT: ACCESS POINT	Power: AC 120V/60Hz
Test Mode: Transmit by 802.11ax-HE80 at channel 5210MHz Ant 0 + 1	

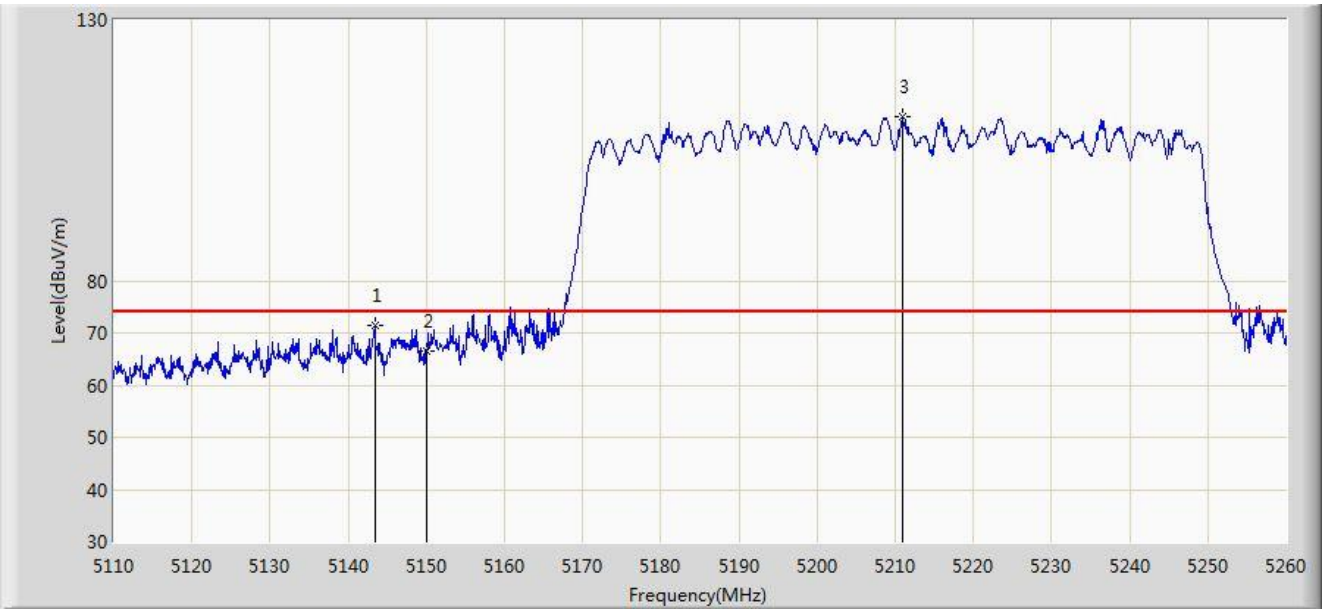

No	Flag	Mark	Frequency (MHz)	Measure Level (dBuV/m)	Reading Level (dBuV)	Margin (dB)	Limit (dBuV/m)	Factor (dB)	Type
1			5143.375	71.359	67.489	-2.641	74.000	3.870	PK
2			5150.000	66.582	62.706	-7.418	74.000	3.876	PK
3		*	5210.950	111.405	107.478	N/A	N/A	3.927	PK

Note: Measure Level (dBμV/m) = Reading Level (dBμV) + Factor (dB)

Factor (dB) = Cable Loss (dB) + Antenna Factor (dB/m)

Site: AC1	Time: 2019/07/11 - 22:52
Limit: FCC_Part15.209_RE(3m)	Engineer: Kevin Ker
Probe: TW BBHA 9120D_1-18GHz	Polarity: Vertical
EUT: ACCESS POINT	Power: AC 120V/60Hz
Test Mode: Transmit by 802.11ax-HE80 at channel 5210MHz Ant 0 + 1	

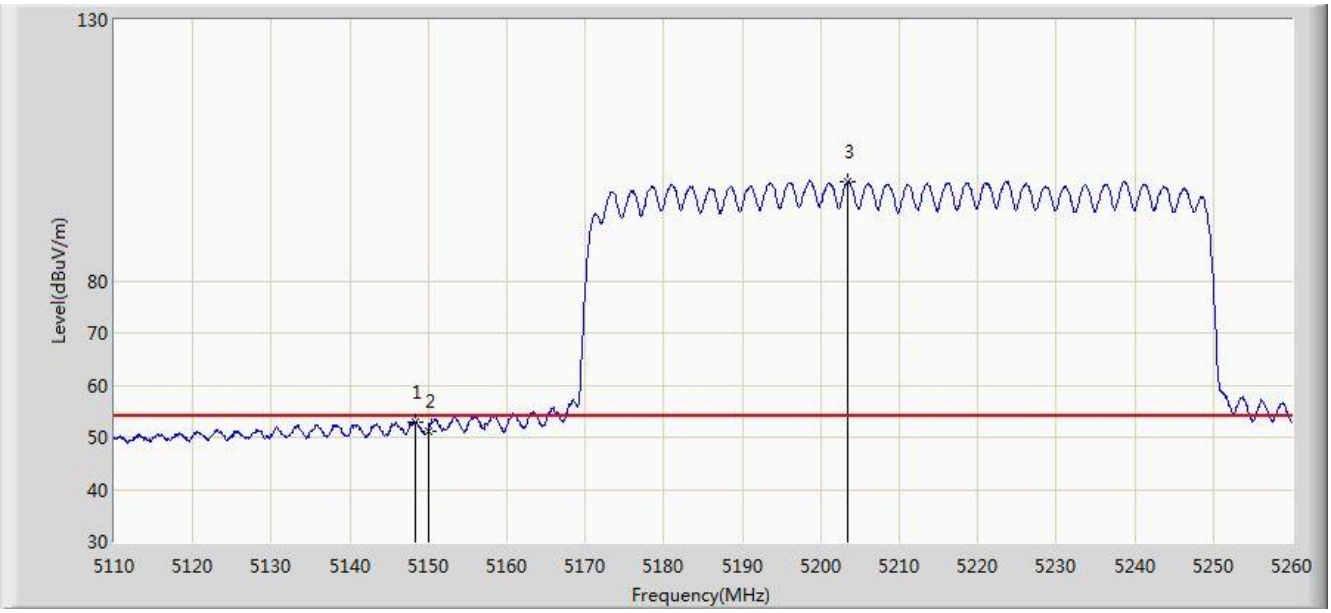

No	Flag	Mark	Frequency (MHz)	Measure Level (dBuV/m)	Reading Level (dBuV)	Margin (dB)	Limit (dBuV/m)	Factor (dB)	Type
1			5148.400	52.831	48.957	-1.169	54.000	3.874	AV
2			5150.000	51.149	47.273	-2.851	54.000	3.876	AV
3		*	5203.450	98.853	94.932	N/A	N/A	3.921	AV

Note: Measure Level (dBμV/m) = Reading Level (dBμV) + Factor (dB)

Factor (dB) = Cable Loss (dB) + Antenna Factor (dB/m)

Site: AC1	Time: 2019/07/11 - 23:19
Limit: FCC_Part15.407_Band Edge(3m)	Engineer: Kevin Ker
Probe: TW BBHA 9120D_1-18GHz	Polarity: Horizontal
EUT: ACCESS POINT	Power: AC 120V/60Hz
Test Mode: Transmit by 802.11ax-HE80 at channel 5775MHz Ant 0 + 1	

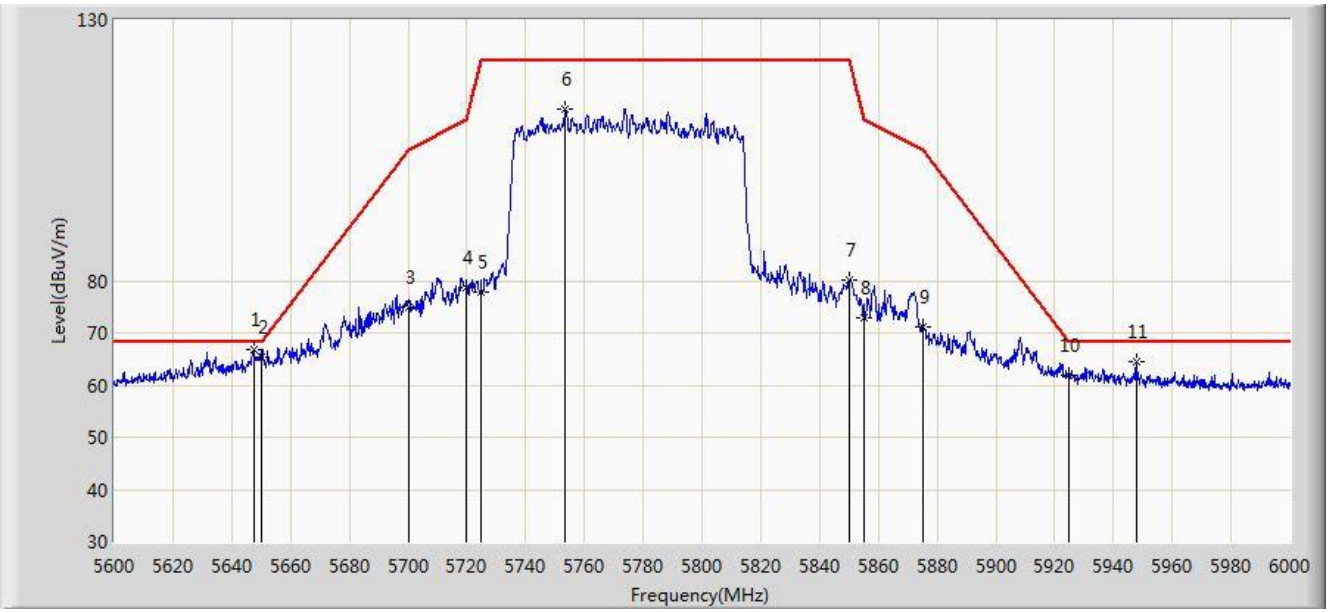

No	Flag	Mark	Frequency (MHz)	Measure Level (dBuV/m)	Reading Level (dBuV)	Margin (dB)	Limit (dBuV/m)	Factor (dB)	Type
1		*	5647.400	66.838	62.102	-1.362	68.200	4.736	PK
2			5650.000	65.221	60.475	-2.979	68.200	4.746	PK
3			5700.000	74.998	70.060	-30.202	105.200	4.938	PK
4			5720.000	78.705	73.690	-32.095	110.800	5.015	PK
5			5725.000	77.739	72.705	-44.461	122.200	5.034	PK
6			5753.600	112.987	107.844	N/A	N/A	5.143	PK
7			5850.000	80.046	74.532	-42.154	122.200	5.514	PK
8			5855.000	72.845	67.312	-37.955	110.800	5.533	PK
9			5875.000	71.190	65.580	-34.010	105.200	5.610	PK
10			5925.000	61.786	55.984	-6.414	68.200	5.802	PK
11			5947.800	64.591	58.701	-3.609	68.200	5.889	PK

Note: Measure Level (dBμV/m) = Reading Level (dBμV) + Factor (dB)

Factor (dB) = Cable Loss (dB) + Antenna Factor (dB/m)

Site: AC1	Time: 2019/07/11 - 23:18
Limit: FCC_Part15.407_Band Edge(3m)	Engineer: Kevin Ker
Probe: TW BBHA 9120D_1-18GHz	Polarity: Vertical
EUT: ACCESS POINT	Power: AC 120V/60Hz
Test Mode: Transmit by 802.11ax-HE80 at channel 5775MHz Ant 0 + 1	

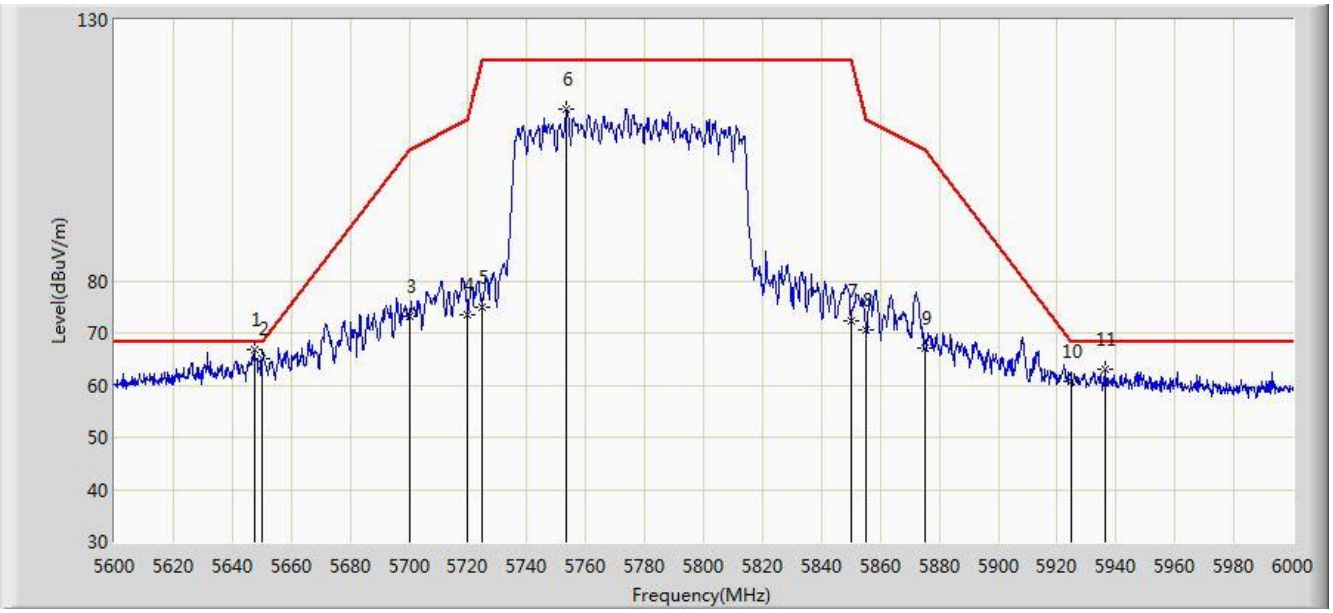

No	Flag	Mark	Frequency (MHz)	Measure Level (dBuV/m)	Reading Level (dBuV)	Margin (dB)	Limit (dBuV/m)	Factor (dB)	Type
1		*	5647.400	66.838	62.102	-1.362	68.200	4.736	PK
2			5650.000	64.937	60.191	-3.263	68.200	4.746	PK
3			5700.000	73.323	68.385	-31.877	105.200	4.938	PK
4			5720.000	73.535	68.520	-37.265	110.800	5.015	PK
5			5725.000	75.060	70.026	-47.140	122.200	5.034	PK
6			5753.600	112.987	107.844	N/A	N/A	5.143	PK
7			5850.000	72.276	66.762	-49.924	122.200	5.514	PK
8			5855.000	70.585	65.052	-40.215	110.800	5.533	PK
9			5875.000	67.107	61.497	-38.093	105.200	5.610	PK
10			5925.000	60.809	55.007	-7.391	68.200	5.802	PK
11			5936.200	62.903	57.058	-5.297	68.200	5.845	PK

Note: Measure Level (dBμV/m) = Reading Level (dBμV) + Factor (dB)

Factor (dB) = Cable Loss (dB) + Antenna Factor (dB/m)

For APIN0505:

Site: AC1	Time: 2019/06/26 - 23:15
Limit: FCC_Part15.209_RE(3m)	Engineer: Kevin Ker
Probe: BBHA 9120D_1-18GHz	Polarity: Horizontal
EUT: ACCESS POINT	Power: AC 120V/60Hz
Test Mode: Transmit by 802.11a at channel 5180MHz Ant 0 + 1	

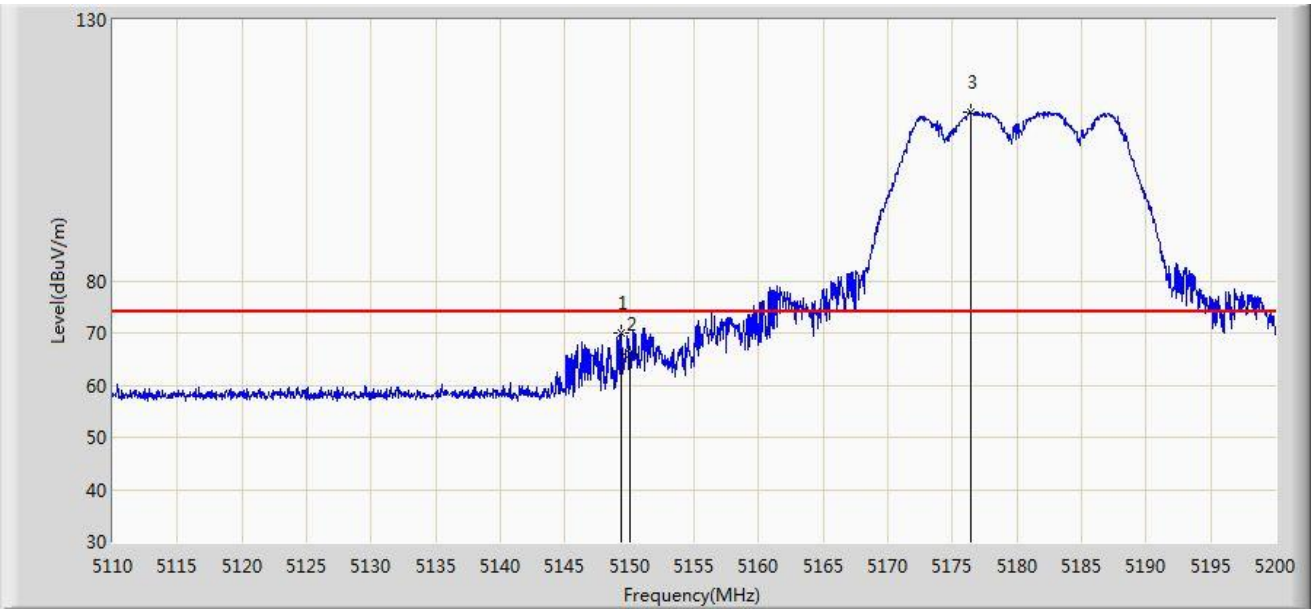

No	Flag	Mark	Frequency (MHz)	Measure Level (dBuV/m)	Reading Level (dBuV)	Margin (dB)	Limit (dBuV/m)	Factor (dB)	Type
1			5149.375	70.047	66.172	-3.953	74.000	3.875	PK
2			5150.000	65.865	61.989	-8.135	74.000	3.876	PK
3		*	5176.420	112.223	108.325	N/A	N/A	3.898	PK

Note: Measure Level (dBµV/m) = Reading Level (dBµV) + Factor (dB)

Factor (dB) = Cable Loss (dB) + Antenna Factor (dB/m)

Site: AC1	Time: 2019/06/26 - 23:17
Limit: FCC_Part15.209_RE(3m)	Engineer: Kevin Ker
Probe: BBHA 9120D_1-18GHz	Polarity: Horizontal
EUT: ACCESS POINT	Power: AC 120V/60Hz
Test Mode: Transmit by 802.11a at channel 5180MHz Ant 0 + 1	

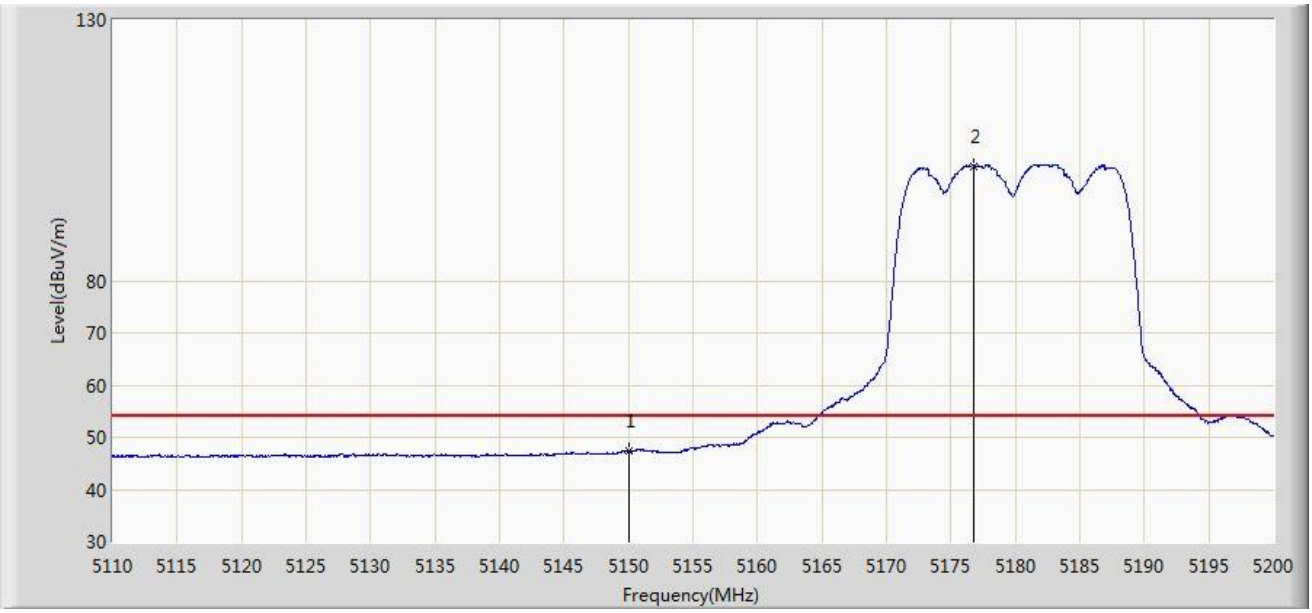

No	Flag	Mark	Frequency (MHz)	Measure Level (dBuV/m)	Reading Level (dBuV)	Margin (dB)	Limit (dBuV/m)	Factor (dB)	Type
1			5150.000	47.292	43.416	-6.708	54.000	3.876	AV
2		*	5176.735	102.027	98.128	N/A	N/A	3.899	AV

Note: Measure Level (dBμV/m) = Reading Level (dBμV) + Factor (dB)

Factor (dB) = Cable Loss (dB) + Antenna Factor (dB/m)

Site: AC1	Time: 2019/06/26 - 23:14
Limit: FCC_Part15.209_RE(3m)	Engineer: Kevin Ker
Probe: BBHA 9120D_1-18GHz	Polarity: Vertical
EUT: ACCESS POINT	Power: AC 120V/60Hz
Test Mode: Transmit by 802.11a at channel 5180MHz Ant 0 + 1	

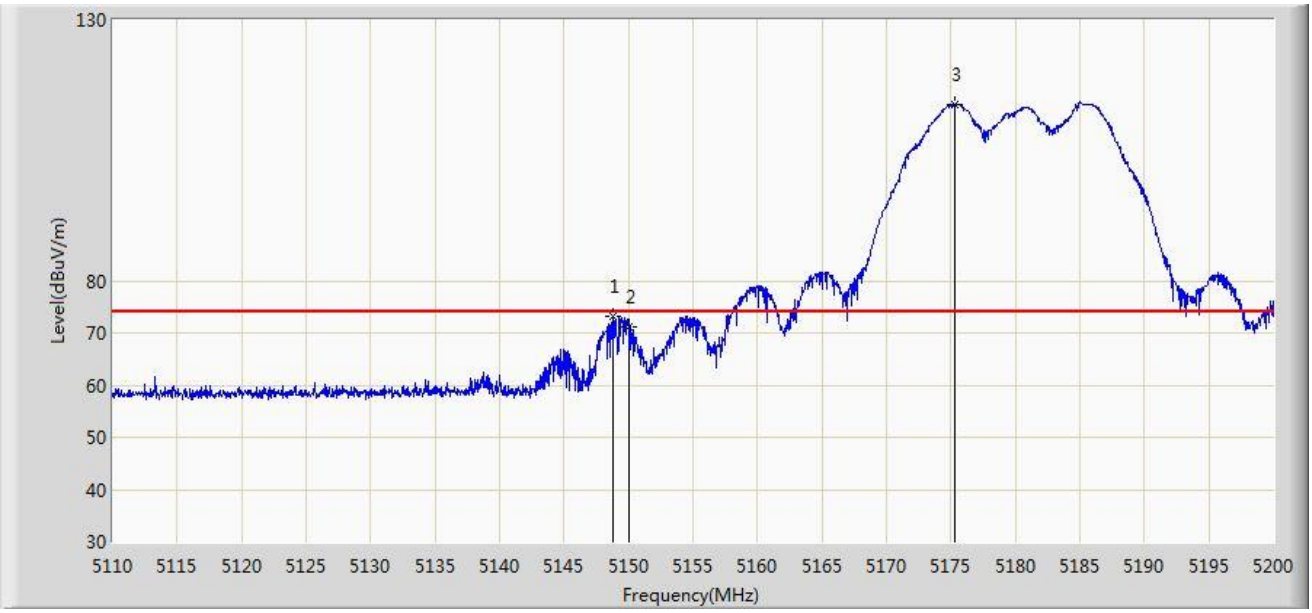

No	Flag	Mark	Frequency (MHz)	Measure Level (dBuV/m)	Reading Level (dBuV)	Margin (dB)	Limit (dBuV/m)	Factor (dB)	Type
1			5148.790	73.289	69.414	-0.711	74.000	3.875	PK
2			5150.000	71.188	67.312	-2.812	74.000	3.876	PK
3		*	5175.340	113.844	109.947	N/A	N/A	3.897	PK

Note: Measure Level (dBµV/m) = Reading Level (dBµV) + Factor (dB)

Factor (dB) = Cable Loss (dB) + Antenna Factor (dB/m)

Site: AC1	Time: 2019/06/26 - 23:15
Limit: FCC_Part15.209_RE(3m)	Engineer: Kevin Ker
Probe: BBHA9120D_1-18GHz	Polarity: Vertical
EUT: ACCESS POINT	Power: AC 120V/60Hz
Test Mode: Transmit by 802.11a at channel 5180MHz Ant 0 + 1	

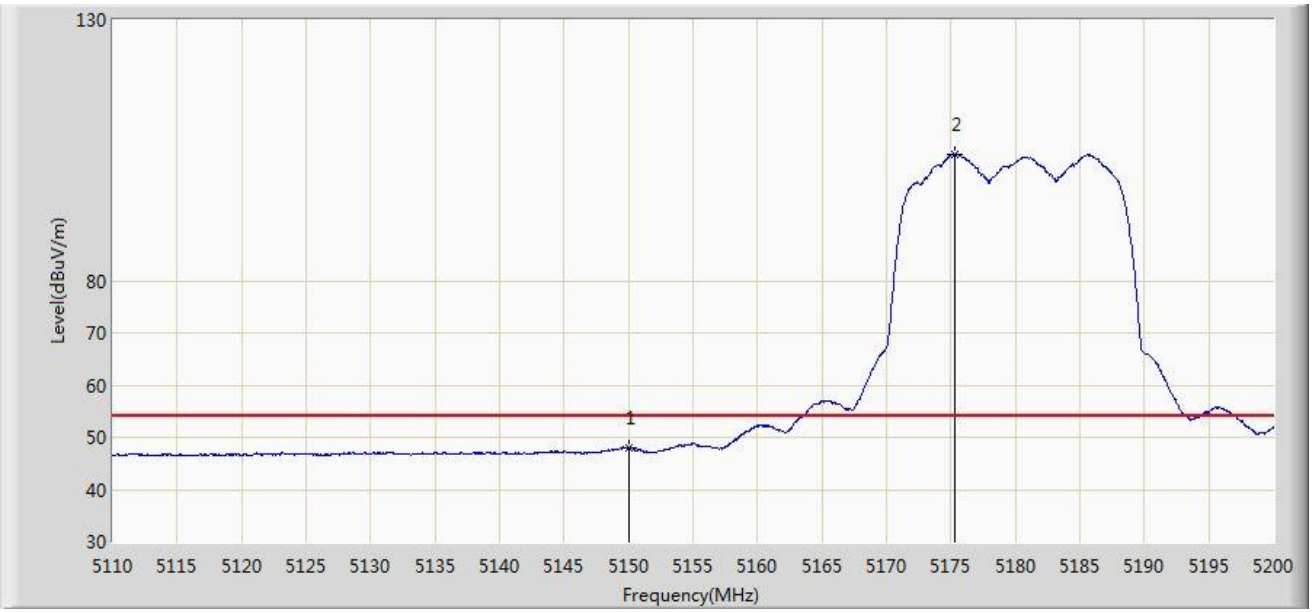

No	Flag	Mark	Frequency (MHz)	Measure Level (dBuV/m)	Reading Level (dBuV)	Margin (dB)	Limit (dBuV/m)	Factor (dB)	Type
1			5150.000	48.008	41.611	-5.992	54.000	6.398	AV
2		*	5175.340	104.272	97.747	N/A	N/A	6.525	AV

Note: Measure Level (dBµV/m) = Reading Level (dBµV) + Factor (dB)

Factor (dB) = Cable Loss (dB) + Antenna Factor (dB/m)

Site: AC1	Time: 2019/07/14 - 13:22
Limit: FCC_Part15.407_Band Edge(3m)	Engineer: Kevin Ker
Probe: BBHA 9120D_1-18GHz	Polarity: Horizontal
EUT: ACCESS POINT	Power: AC 120V/60Hz
Test Mode: Transmit by 802.11a at channel 5745MHz Ant 0 + 1	

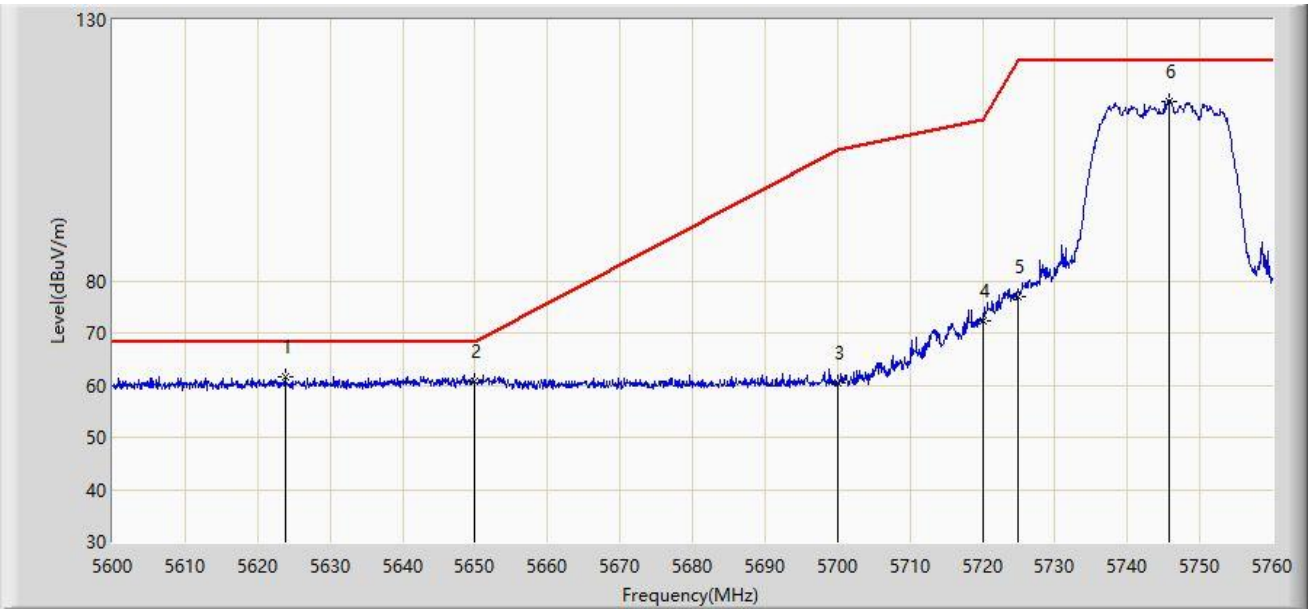

No	Flag	Mark	Frequency (MHz)	Measure Level (dBuV/m)	Reading Level (dBuV)	Margin (dB)	Limit (dBuV/m)	Factor (dB)	Type
1		*	5623.760	61.592	56.947	-6.608	68.200	4.646	PK
2			5650.000	60.694	55.948	-7.506	68.200	4.746	PK
3			5700.000	60.519	55.581	-44.681	105.200	4.938	PK
4			5720.000	72.297	67.282	-38.503	110.800	5.015	PK
5			5725.000	77.047	72.013	-45.153	122.200	5.034	PK
6			5745.680	114.426	109.313	N/A	N/A	5.113	PK

Note: Measure Level (dBμV/m) = Reading Level (dBμV) + Factor (dB)

Factor (dB) = Cable Loss (dB) + Antenna Factor (dB/m)