Site: AC1	Time: 2019/07/14 - 13:26
Limit: FCC_Part15.407_Band Edge(3m)	Engineer: Kevin Ker
Probe: BBHA 9120D_1-18GHz	Polarity: Vertical
EUT: ACCESS POINT	Power: AC 120V/60Hz
Test Mode: Transmit by 802.11a at channel 5745MHz Ant 0 + 1	

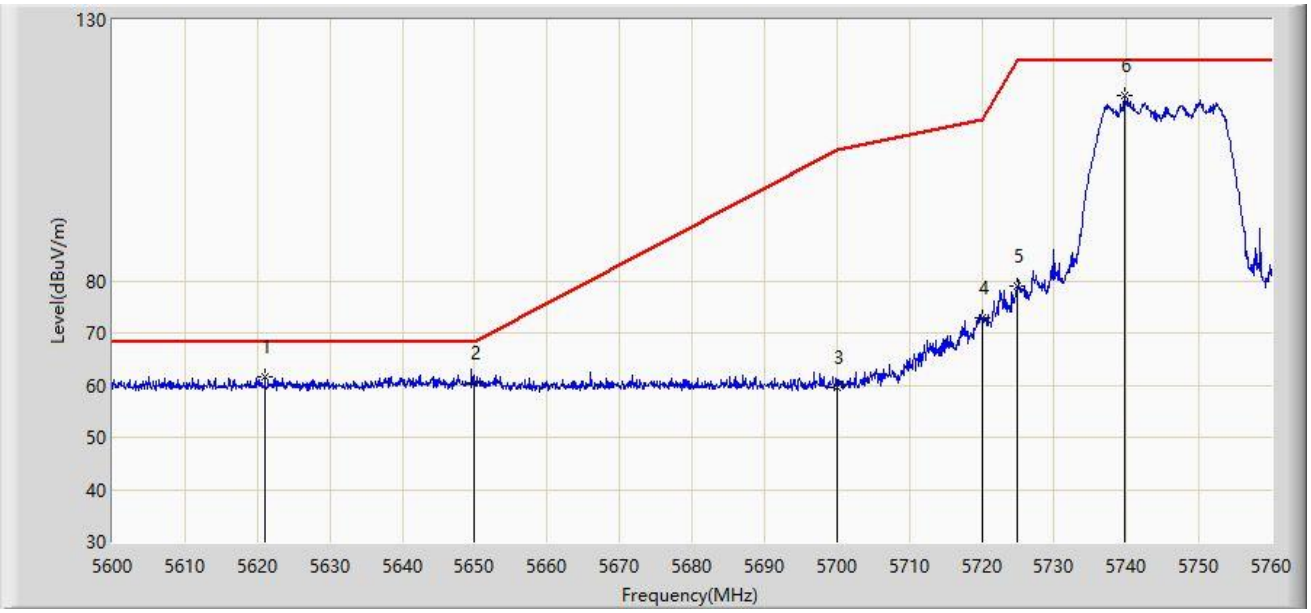

No	Flag	Mark	Frequency (MHz)	Measure Level (dBuV/m)	Reading Level (dBuV)	Margin (dB)	Limit (dBuV/m)	Factor (dB)	Type
1			5621.040	61.511	56.876	-6.689	68.200	4.634	PK
2			5650.000	60.448	55.702	-7.752	68.200	4.746	PK
3			5700.000	59.499	54.561	-45.701	105.200	4.938	PK
4			5720.000	72.935	67.920	-37.865	110.800	5.015	PK
5			5725.000	79.031	73.997	-43.169	122.200	5.034	PK
6		*	5739.840	115.556	110.465	N/A	N/A	5.090	PK

Note: Measure Level (dBμV/m) = Reading Level (dBμV) + Factor (dB)

Factor (dB) = Cable Loss (dB) + Antenna Factor (dB/m)

Site: AC1	Time: 2019/06/26 - 23:35
Limit: FCC_Part15.407_Band Edge(3m)	Engineer: Kevin Ker
Probe: BBHA 9120D_1-18GHz	Polarity: Horizontal
EUT: ACCESS POINT	Power: AC 120V/60Hz
Test Mode: Transmit by 802.11a at channel 5825MHz Ant 0 + 1	

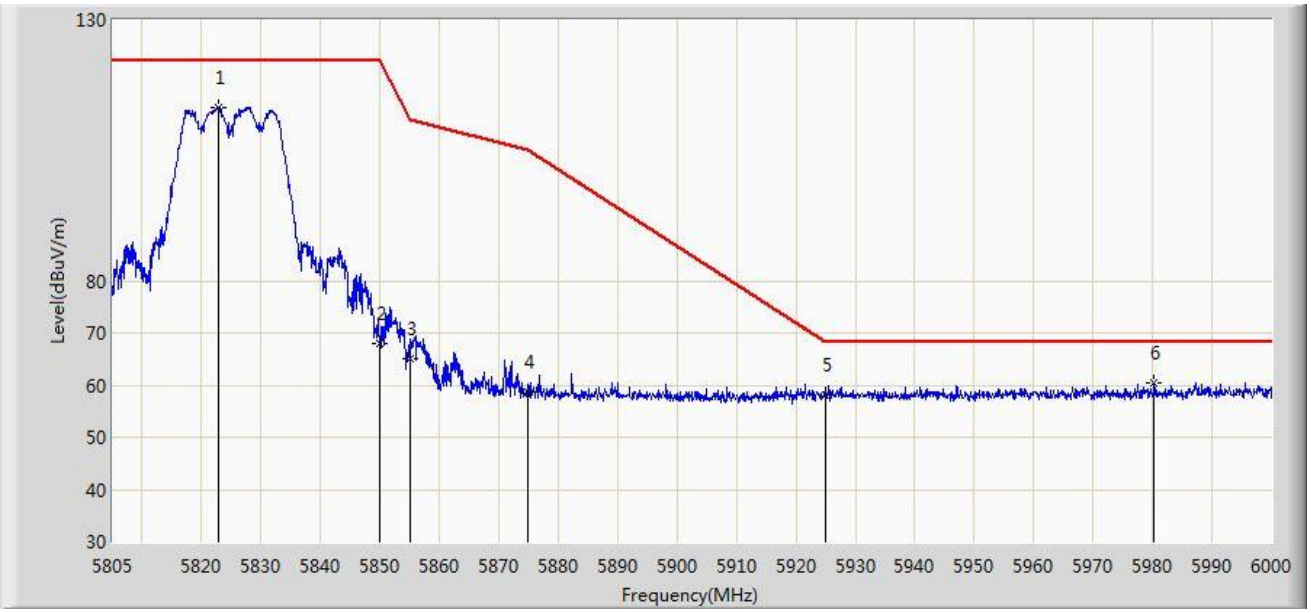

No	Flag	Mark	Frequency (MHz)	Measure Level (dBuV/m)	Reading Level (dBuV)	Margin (dB)	Limit (dBuV/m)	Factor (dB)	Type
1			5822.745	113.122	107.712	-9.078	122.200	5.410	PK
2			5850.000	67.967	62.453	-54.233	122.200	5.514	PK
3			5855.000	65.042	59.509	-45.758	110.800	5.533	PK
4			5875.000	58.568	52.958	-46.632	105.200	5.610	PK
5			5925.000	58.027	52.225	-10.173	68.200	5.802	PK
6		*	5980.208	60.530	54.516	-7.670	68.200	6.015	PK

Site: AC1	Time: 2019/06/26 - 23:36
Limit: FCC_Part15.407_Band Edge(3m)	Engineer: Kevin Ker
Probe: BBHA 9120D_1-18GHz	Polarity: Vertical
EUT: ACCESS POINT	Power: AC 120V/60Hz
Note: Transmit by 802.11a at channel 5825MHz Ant 0 + 1	

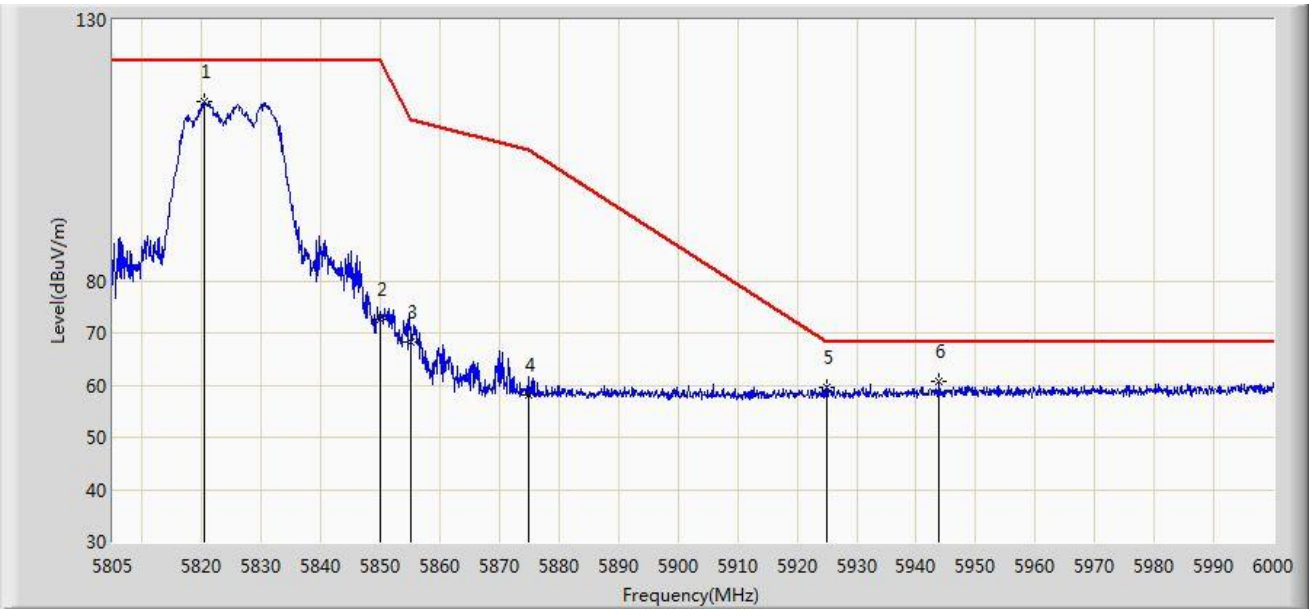

No	Flag	Mark	Frequency (MHz)	Measure Level (dBuV/m)	Reading Level (dBuV)	Margin (dB)	Limit (dBuV/m)	Factor (dB)	Type
1			5820.308	114.257	108.857	-7.943	122.200	5.399	PK
2			5850.000	72.577	67.063	-49.623	122.200	5.514	PK
3			5855.000	68.248	62.715	-42.552	110.800	5.533	PK
4			5875.000	58.171	52.561	-47.029	105.200	5.610	PK
5			5925.000	59.423	53.621	-8.777	68.200	5.802	PK
6		*	5943.840	60.714	54.839	-7.486	68.200	5.874	PK

Site: AC1	Time: 2019/07/02 - 05:31
Limit: FCC_Part15.209_RE(3m)	Engineer: Kevin Ker
Probe: BBHA 9120D_1-18GHz	Polarity: Horizontal
EUT: ACCESS POINT	Power: AC 120V/60Hz
Test Mode: Transmit by 802.11ac-VHT20 at channel 5180MHz Ant 0 + 1	

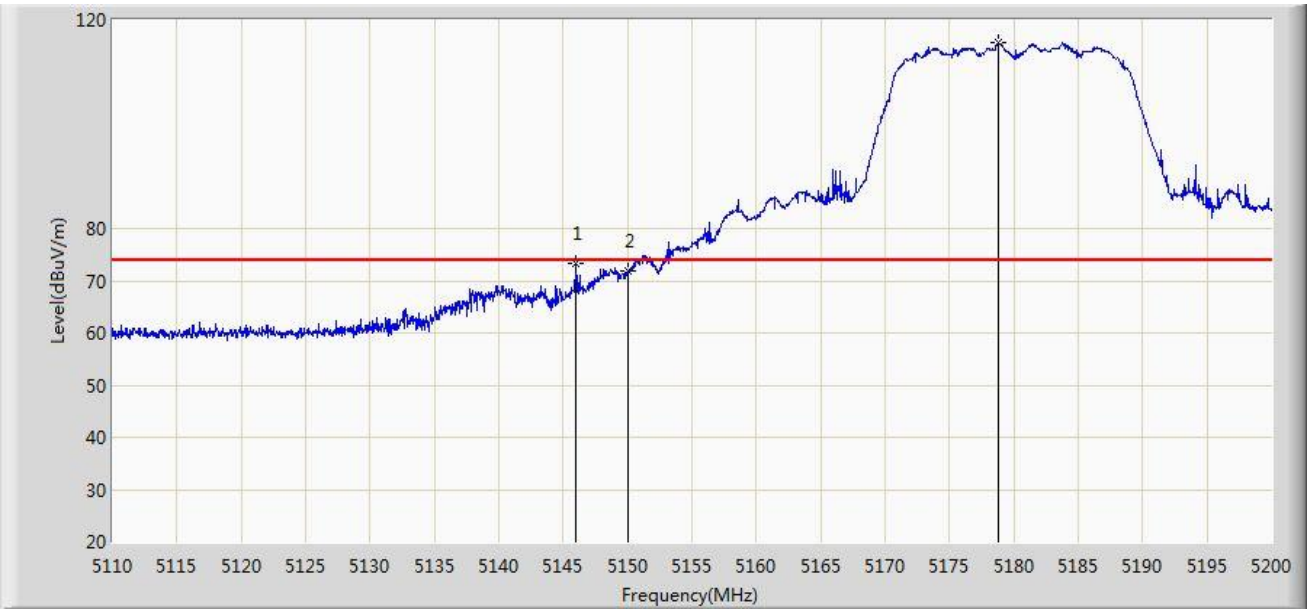

No	Flag	Mark	Frequency (MHz)	Measure Level (dBuV/m)	Reading Level (dBuV)	Margin (dB)	Limit (dBuV/m)	Factor (dB)	Type
1			5146.000	73.306	69.434	-0.694	74.000	3.872	PK
2			5150.000	71.826	67.950	-2.174	74.000	3.876	PK
3		*	5178.805	115.710	111.810	N/A	N/A	3.900	PK

Note: Measure Level (dBμV/m) = Reading Level (dBμV) + Factor (dB)

Factor (dB) = Cable Loss (dB) + Antenna Factor (dB/m)

Site: AC1	Time: 2019/07/02 - 05:32
Limit: FCC_Part15.209_RE(3m)	Engineer: Kevin Ker
Probe: BBHA 9120D_1-18GHz	Polarity: Horizontal
EUT: ACCESS POINT	Power: AC 120V/60Hz
Test Mode: Transmit by 802.11ac-VHT20 at channel 5180MHz Ant 0 + 1	

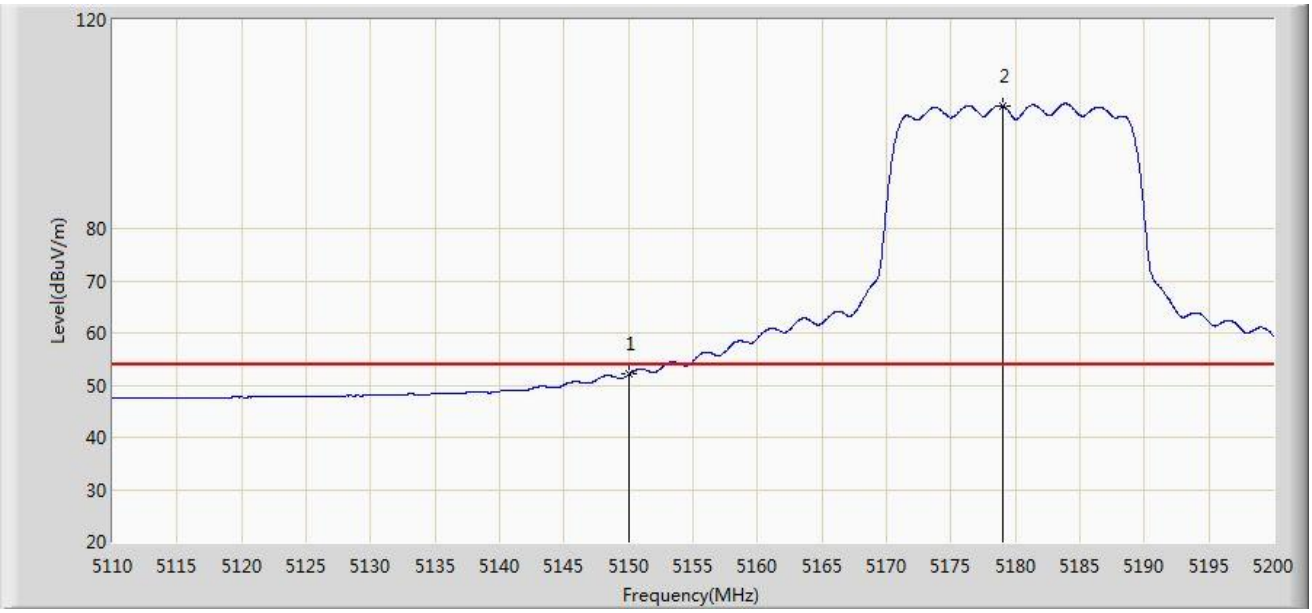

No	Flag	Mark	Frequency (MHz)	Measure Level (dBuV/m)	Reading Level (dBuV)	Margin (dB)	Limit (dBuV/m)	Factor (dB)	Type
1			5150.000	52.057	48.181	-1.943	54.000	3.876	AV
2		*	5179.075	103.481	99.580	N/A	N/A	3.901	AV

Note: Measure Level (dBµV/m) = Reading Level (dBµV) + Factor (dB)

Factor (dB) = Cable Loss (dB) + Antenna Factor (dB/m)

Site: AC1	Time: 2019/07/02 - 05:33
Limit: FCC_Part15.209_RE(3m)	Engineer: Kevin Ker
Probe: BBHA 9120D_1-18GHz	Polarity: Vertical
EUT: ACCESS POINT	Power: AC 120V/60Hz
Test Mode: Transmit by 802.11ac-VHT20 at channel 5180MHz Ant 0 + 1	

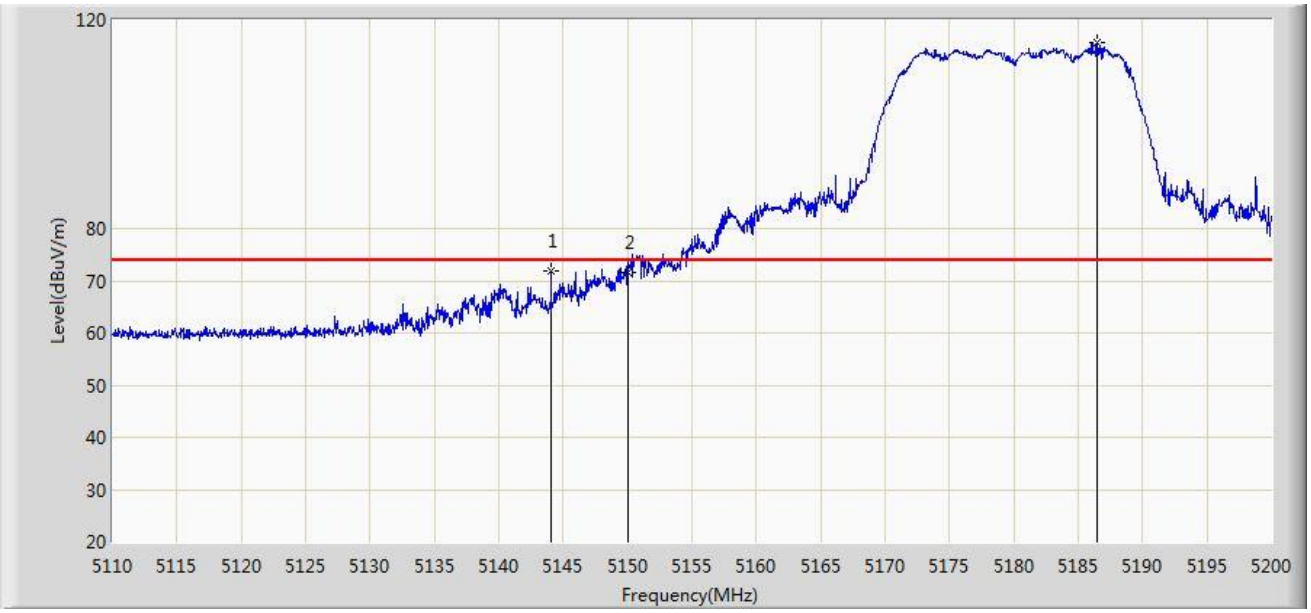

No	Flag	Mark	Frequency (MHz)	Measure Level (dBuV/m)	Reading Level (dBuV)	Margin (dB)	Limit (dBuV/m)	Factor (dB)	Type
1			5144.065	71.957	68.086	-2.043	74.000	3.871	PK
2			5150.000	71.505	67.629	-2.495	74.000	3.876	PK
3		*	5186.410	115.690	111.783	N/A	N/A	3.907	PK

Note: Measure Level (dBμV/m) = Reading Level (dBμV) + Factor (dB)

Factor (dB) = Cable Loss (dB) + Antenna Factor (dB/m)

Site: AC1	Time: 2019/07/02 - 05:36
Limit: FCC_Part15.209_RE(3m)	Engineer: Kevin Ker
Probe: BBHA 9120D_1-18GHz	Polarity: Vertical
EUT: ACCESS POINT	Power: AC 120V/60Hz
Test Mode: Transmit by 802.11ac-VHT20 at channel 5180MHz Ant 0 + 1	

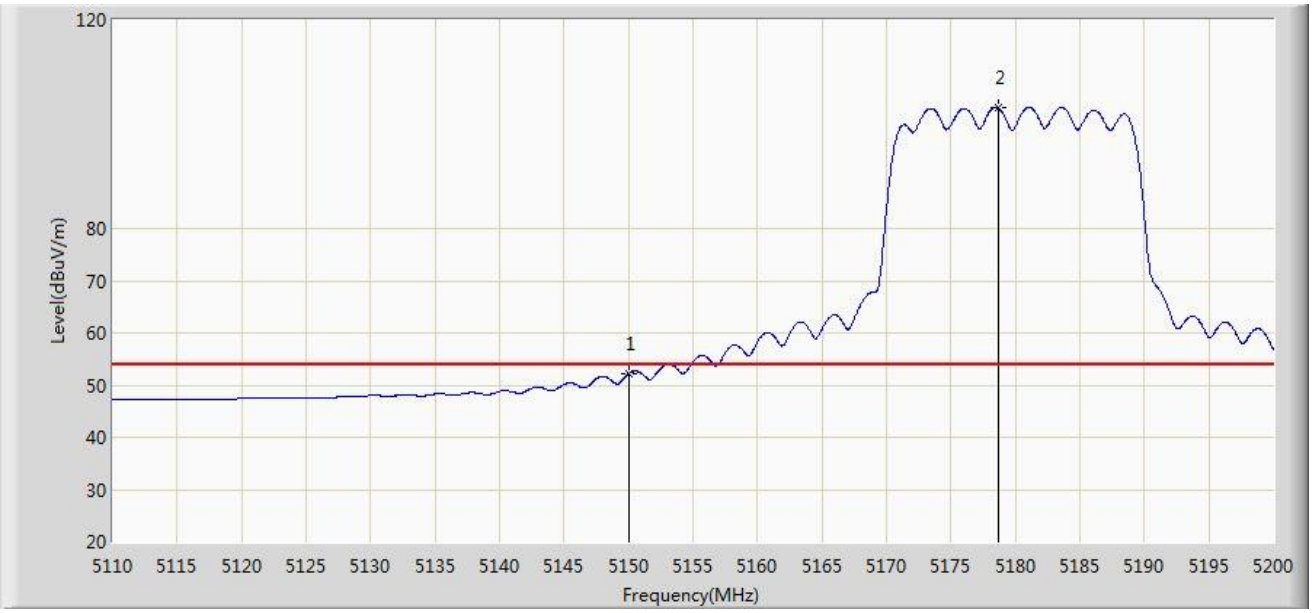

No	Flag	Mark	Frequency (MHz)	Measure Level (dBuV/m)	Reading Level (dBuV)	Margin (dB)	Limit (dBuV/m)	Factor (dB)	Type
1			5150.000	52.145	48.269	-1.855	54.000	3.876	AV
2		*	5178.670	103.149	99.249	N/A	N/A	3.900	AV

Note: Measure Level (dBµV/m) = Reading Level (dBµV) + Factor (dB)

Factor (dB) = Cable Loss (dB) + Antenna Factor (dB/m)

Site: AC1	Time: 2019/07/14 - 13:27
Limit: FCC_Part15.407_Band Edge(3m)	Engineer: Kevin Ker
Probe: BBHA 9120D_1-18GHz	Polarity: Horizontal
EUT: ACCESS POINT	Power: AC 120V/60Hz
Test Mode: Transmit by 802.11ac-VHT20 at channel 5745MHz Ant 0 + 1	

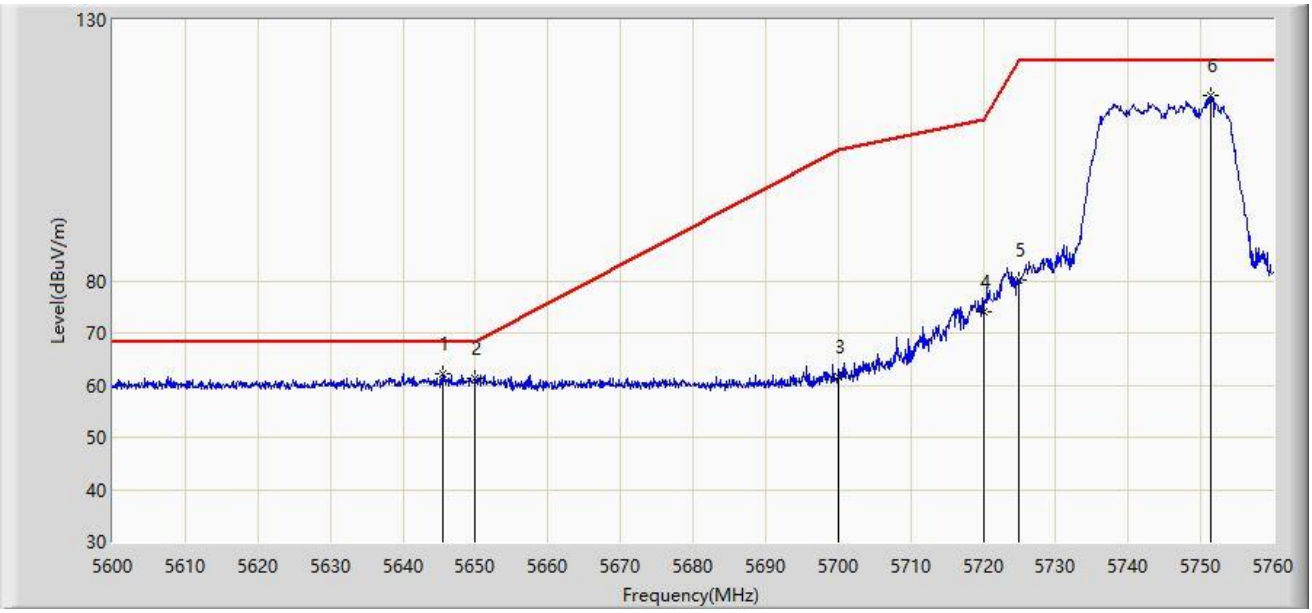

No	Flag	Mark	Frequency (MHz)	Measure Level (dBuV/m)	Reading Level (dBuV)	Margin (dB)	Limit (dBuV/m)	Factor (dB)	Type
1		*	5645.600	62.067	57.338	-6.133	68.200	4.730	PK
2			5650.000	61.259	56.513	-6.941	68.200	4.746	PK
3			5700.000	61.702	56.764	-43.498	105.200	4.938	PK
4			5720.000	74.072	69.057	-36.728	110.800	5.015	PK
5			5725.000	80.039	75.005	-42.161	122.200	5.034	PK
6			5751.360	115.414	110.279	N/A	N/A	5.135	PK

Note: Measure Level (dBμV/m) = Reading Level (dBμV) + Factor (dB)

Factor (dB) = Cable Loss (dB) + Antenna Factor (dB/m)

Site: AC1	Time: 2019/07/14 - 13:36
Limit: FCC_Part15.407_Band Edge(3m)	Engineer: Kevin Ker
Probe: BBHA 9120D_1-18GHz	Polarity: Horizontal
EUT: ACCESS POINT	Power: AC 120V/60Hz
Test Mode: Transmit by 802.11ac-VHT20 at channel 5745MHz Ant 0 + 1	

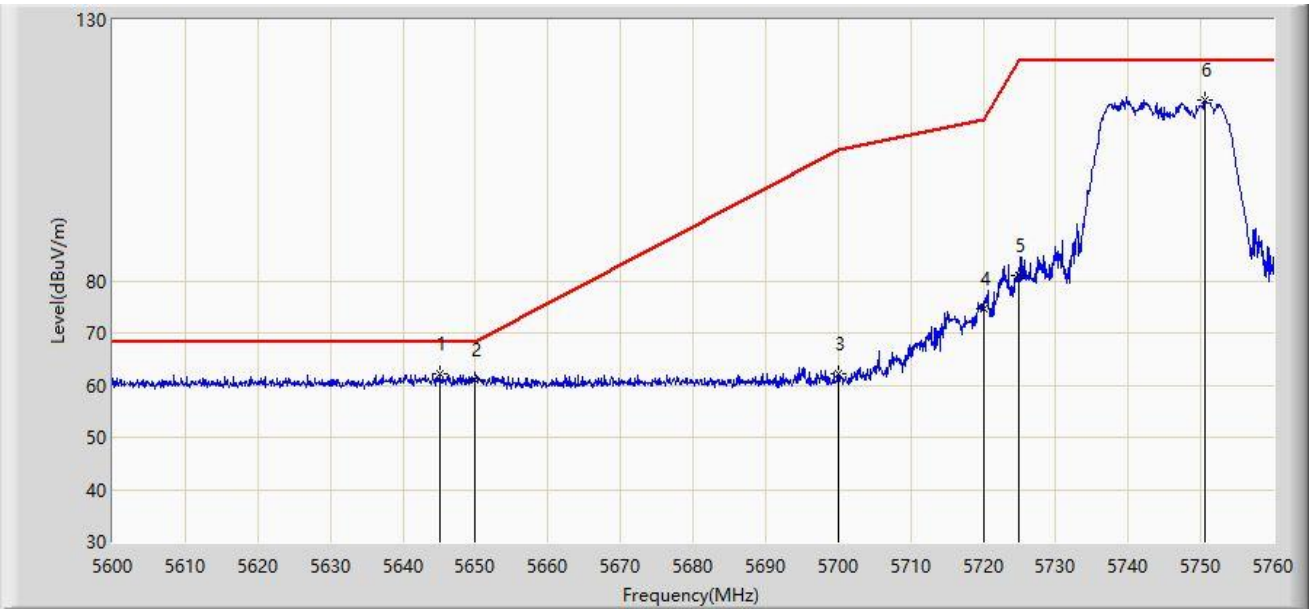

No	Flag	Mark	Frequency (MHz)	Measure Level (dBuV/m)	Reading Level (dBuV)	Margin (dB)	Limit (dBuV/m)	Factor (dB)	Type
1		*	5645.040	62.314	57.587	-5.886	68.200	4.727	PK
2			5650.000	60.941	56.195	-7.259	68.200	4.746	PK
3			5700.000	62.155	57.217	-43.045	105.200	4.938	PK
4			5720.000	74.600	69.585	-36.200	110.800	5.015	PK
5			5725.000	81.009	75.975	-41.191	122.200	5.034	PK
6			5750.560	114.727	109.595	N/A	N/A	5.132	PK

Note: Measure Level (dBμV/m) = Reading Level (dBμV) + Factor (dB)

Factor (dB) = Cable Loss (dB) + Antenna Factor (dB/m)

Site: AC1	Time: 2019/06/27 - 00:07
Limit: FCC_Part15.407_Band Edge(3m)	Engineer: Kevin Ker
Probe: BBHA 9120D_1-18GHz	Polarity: Horizontal
EUT: ACCESS POINT	Power: AC 120V/60Hz
Test Mode: Transmit by 802.11ac-VHT20 at channel 5825MHz Ant 0 + 1	

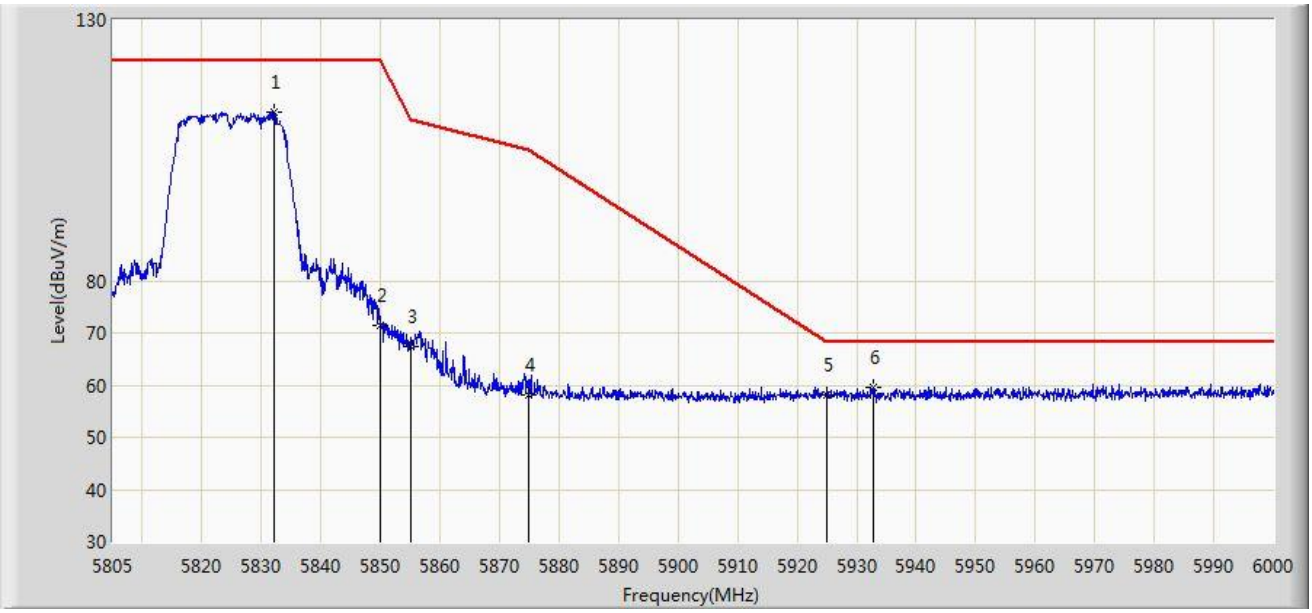

No	Flag	Mark	Frequency (MHz)	Measure Level (dBuV/m)	Reading Level (dBuV)	Margin (dB)	Limit (dBuV/m)	Factor (dB)	Type
1			5832.105	112.201	106.756	N/A	N/A	5.445	PK
2			5850.000	71.542	66.028	-50.658	122.200	5.514	PK
3			5855.000	67.392	61.859	-43.408	110.800	5.533	PK
4			5875.000	58.158	52.548	-47.042	105.200	5.610	PK
5			5925.000	58.168	52.366	-10.032	68.200	5.802	PK
6		*	5932.725	59.510	53.678	-8.690	68.200	5.832	PK

Note: Measure Level (dBμV/m) = Reading Level (dBμV) + Factor (dB)

Factor (dB) = Cable Loss (dB) + Antenna Factor (dB/m)

Site: AC1	Time: 2019/06/27 - 00:06
Limit: FCC_Part15.407_Band Edge(3m)	Engineer: Kevin Ker
Probe: BBHA 9120D_1-18GHz	Polarity: Vertical
EUT: ACCESS POINT	Power: AC 120V/60Hz
Test Mode: Transmit by 802.11ac-VHT20 at channel 5825MHz Ant 0 + 1	

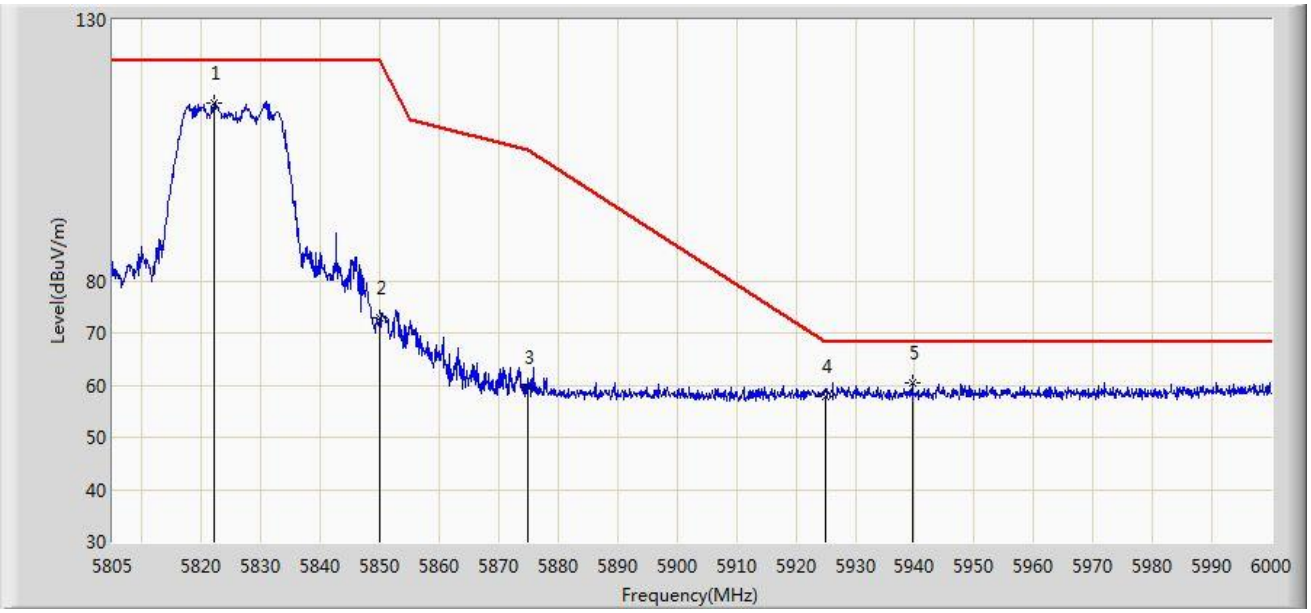

No	Flag	Mark	Frequency (MHz)	Measure Level (dBuV/m)	Reading Level (dBuV)	Margin (dB)	Limit (dBuV/m)	Factor (dB)	Type
1			5822.160	114.112	108.705	N/A	N/A	5.408	PK
2			5850.000	72.771	67.257	-49.429	122.200	5.514	PK
3			5875.000	59.448	53.838	-45.752	105.200	5.610	PK
4			5925.000	57.723	51.921	-10.477	68.200	5.802	PK
5		*	5939.647	60.539	54.680	-7.661	68.200	5.859	PK

Note: Measure Level (dBμV/m) = Reading Level (dBμV) + Factor (dB)

Factor (dB) = Cable Loss (dB) + Antenna Factor (dB/m)

Site: AC1	Time: 2019/06/27 - 00:14
Limit: FCC_Part15.209_RE(3m)	Engineer: Kevin Ker
Probe: BBHA 9120D_1-18GHz	Polarity: Horizontal
EUT: ACCESS POINT	Power: AC 120V/60Hz
Test Mode: Transmit by 802.11ac-VHT40 at channel 5190MHz Ant 0 + 1	

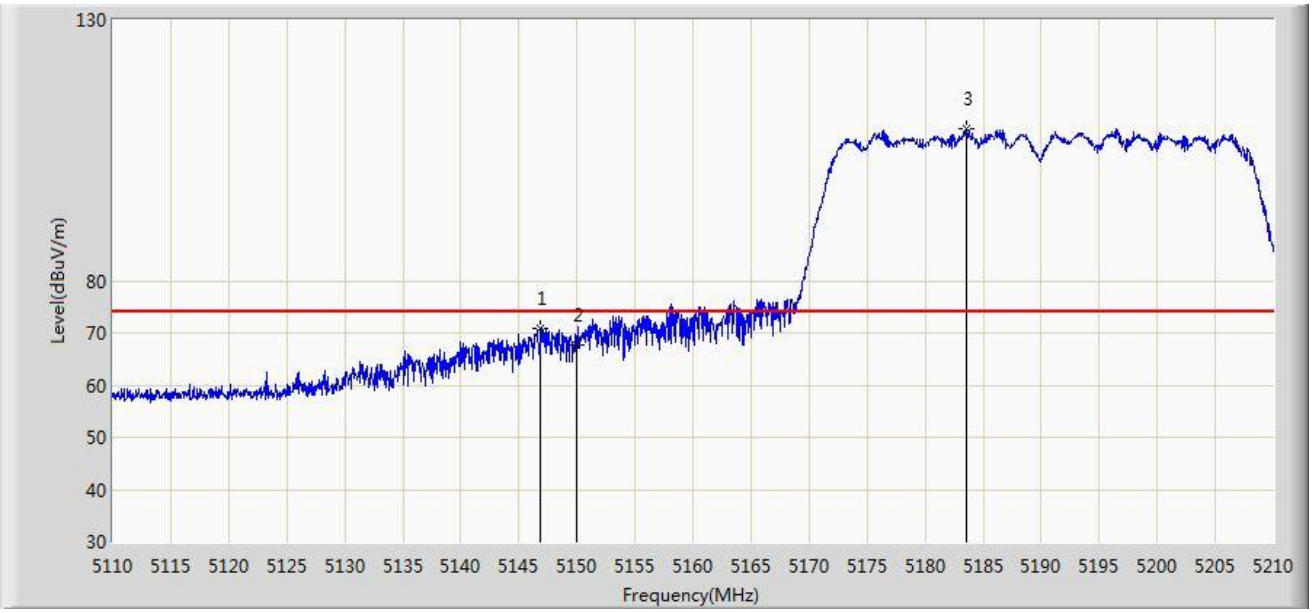

No	Flag	Mark	Frequency (MHz)	Measure Level (dBuV/m)	Reading Level (dBuV)	Margin (dB)	Limit (dBuV/m)	Factor (dB)	Type
1			5146.850	70.995	67.122	-3.005	74.000	3.873	PK
2			5150.000	67.721	63.845	-6.279	74.000	3.876	PK
3		*	5183.600	109.166	105.261	N/A	N/A	3.905	PK

Note: Measure Level (dBµV/m) = Reading Level (dBµV) + Factor (dB)

Factor (dB) = Cable Loss (dB) + Antenna Factor (dB/m)

Site: AC1	Time: 2019/06/27 - 00:15
Limit: FCC_Part15.209_RE(3m)	Engineer: Kevin Ker
Probe: BBHA 9120D_1-18GHz	Polarity: Horizontal
EUT: ACCESS POINT	Power: AC 120V/60Hz
Test Mode: Transmit by 802.11ac-VHT40 at channel 5190MHz Ant 0 + 1	

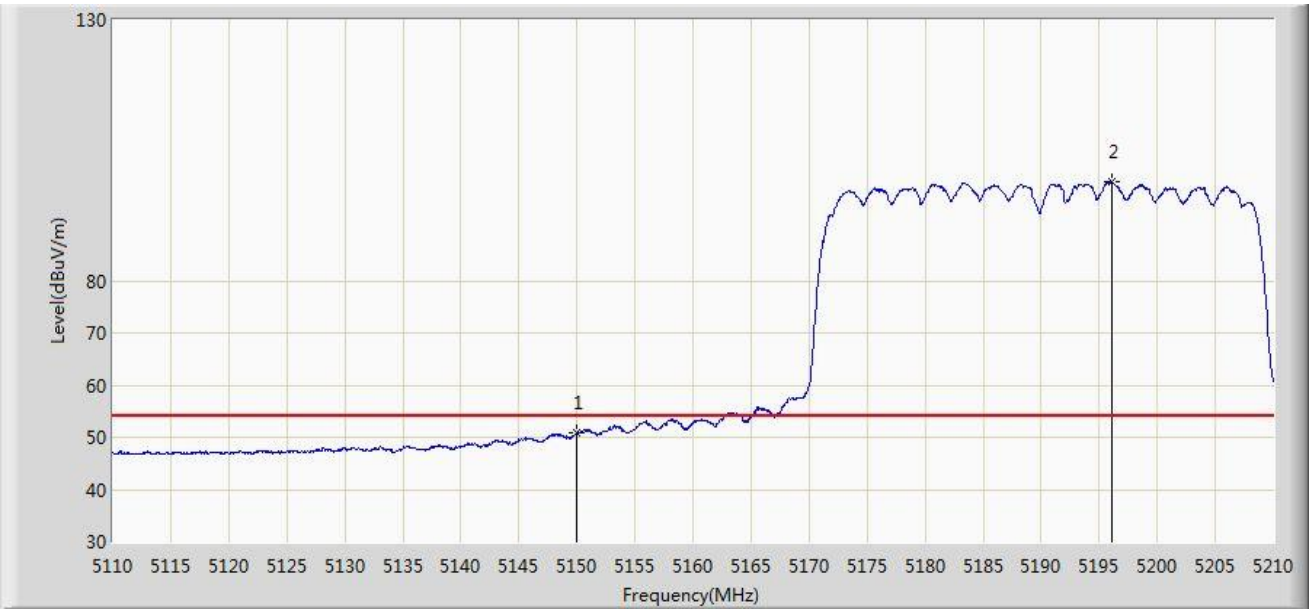

No	Flag	Mark	Frequency (MHz)	Measure Level (dBuV/m)	Reading Level (dBuV)	Margin (dB)	Limit (dBuV/m)	Factor (dB)	Type
1			5150.000	50.771	46.895	-3.229	54.000	3.876	AV
2		*	5196.100	98.998	95.083	N/A	N/A	3.915	AV

Note: Measure Level (dBμV/m) = Reading Level (dBμV) + Factor (dB)

Factor (dB) = Cable Loss (dB) + Antenna Factor (dB/m)

Site: AC1	Time: 2019/06/27 - 00:12
Limit: FCC_Part15.209_RE(3m)	Engineer: Kevin Ker
Probe: BBHA 9120D_1-18GHz	Polarity: Vertical
EUT: ACCESS POINT	Power: AC 120V/60Hz
Test Mode: Transmit by 802.11ac-VHT40 at channel 5190MHz Ant 0 + 1	

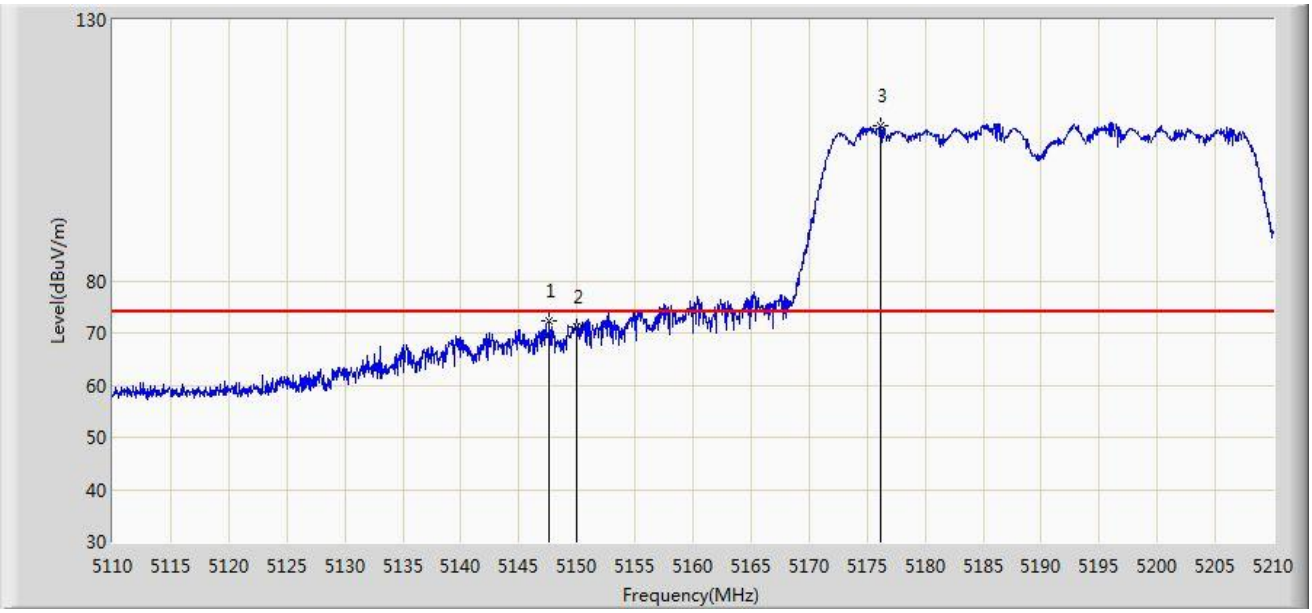

No	Flag	Mark	Frequency (MHz)	Measure Level (dBuV/m)	Reading Level (dBuV)	Margin (dB)	Limit (dBuV/m)	Factor (dB)	Type
1			5147.650	72.214	68.340	-1.786	74.000	3.874	PK
2			5150.000	71.179	67.303	-2.821	74.000	3.876	PK
3		*	5176.150	109.772	105.874	N/A	N/A	3.898	PK

Note: Measure Level (dBμV/m) = Reading Level (dBμV) + Factor (dB)

Factor (dB) = Cable Loss (dB) + Antenna Factor (dB/m)

Site: AC1	Time: 2019/06/27 - 00:14
Limit: FCC_Part15.209_RE(3m)	Engineer: Kevin Ker
Probe: BBHA 9120D_1-18GHz	Polarity: Vertical
EUT: ACCESS POINT	Power: AC 120V/60Hz
Test Mode: Transmit by 802.11ac-VHT40 at channel 5190MHz Ant 0 + 1	

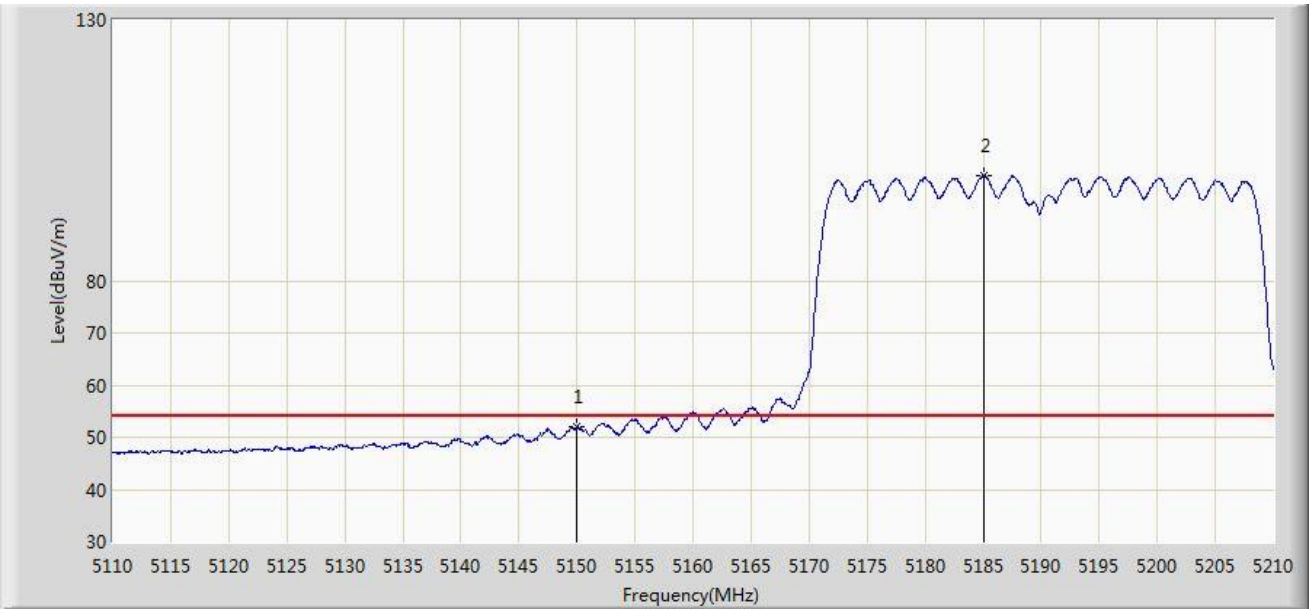

No	Flag	Mark	Frequency (MHz)	Measure Level (dBuV/m)	Reading Level (dBuV)	Margin (dB)	Limit (dBuV/m)	Factor (dB)	Type
1			5150.000	51.927	48.051	-2.073	54.000	3.876	AV
2		*	5185.100	100.120	96.214	N/A	N/A	3.906	AV

Note: Measure Level (dBμV/m) = Reading Level (dBμV) + Factor (dB)

Factor (dB) = Cable Loss (dB) + Antenna Factor (dB/m)

Site: AC1	Time: 2019/06/27 - 00:40
Limit: FCC_Part15.407_Band Edge(3m)	Engineer: Kevin Ker
Probe: BBHA 9120D_1-18GHz	Polarity: Horizontal
EUT: ACCESS POINT	Power: AC 120V/60Hz
Test Mode: Transmit by 802.11ac-VHT40 at channel 5755MHz Ant 0 + 1	

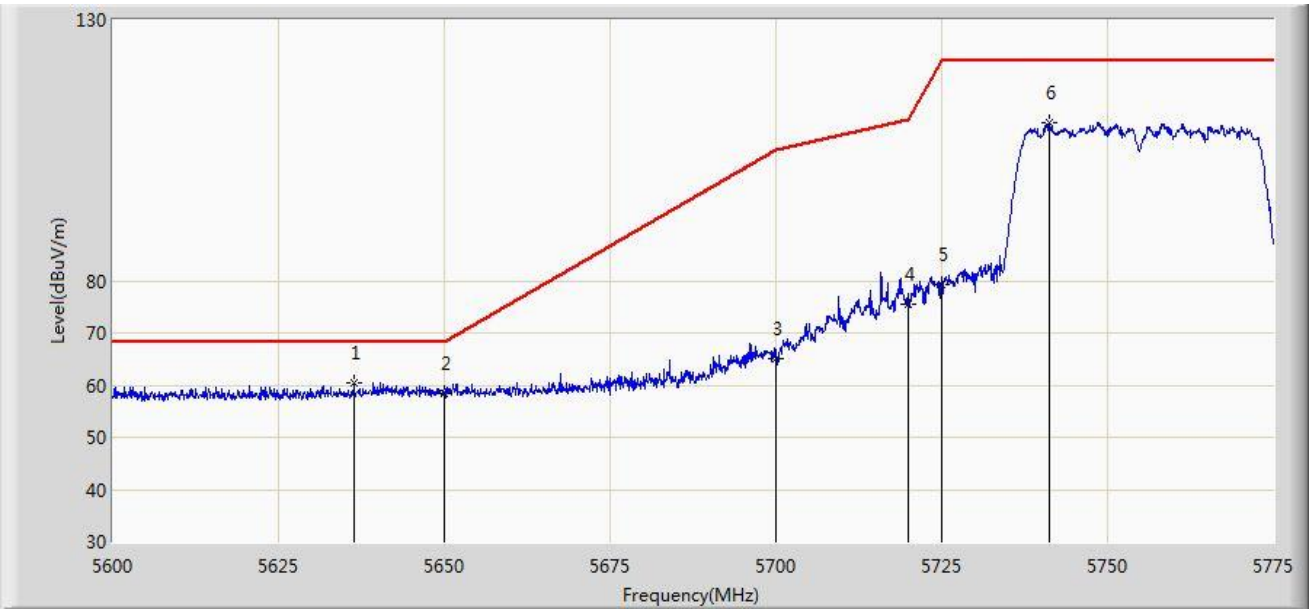

No	Flag	Mark	Frequency (MHz)	Measure Level (dBuV/m)	Reading Level (dBuV)	Margin (dB)	Limit (dBuV/m)	Factor (dB)	Type
1		*	5636.400	60.416	55.722	-7.784	68.200	4.695	PK
2			5650.000	58.449	53.703	-9.751	68.200	4.746	PK
3			5700.000	65.091	60.153	-40.109	105.200	4.938	PK
4			5720.000	75.559	70.544	-35.241	110.800	5.015	PK
5			5725.000	79.181	74.147	-43.019	122.200	5.034	PK
6			5741.225	110.198	105.102	N/A	N/A	5.096	PK

Note: Measure Level (dBμV/m) = Reading Level (dBμV) + Factor (dB)

Factor (dB) = Cable Loss (dB) + Antenna Factor (dB/m)

Site: AC1	Time: 2019/06/27 - 00:37
Limit: FCC_Part15.407_Band Edge(3m)	Engineer: Kevin Ker
Probe: BBHA 9120D_1-18GHz	Polarity: Vertical
EUT: ACCESS POINT	Power: AC 120V/60Hz
Test Mode: Transmit by 802.11ac-VHT40 at channel 5755MHz Ant 0 + 1	

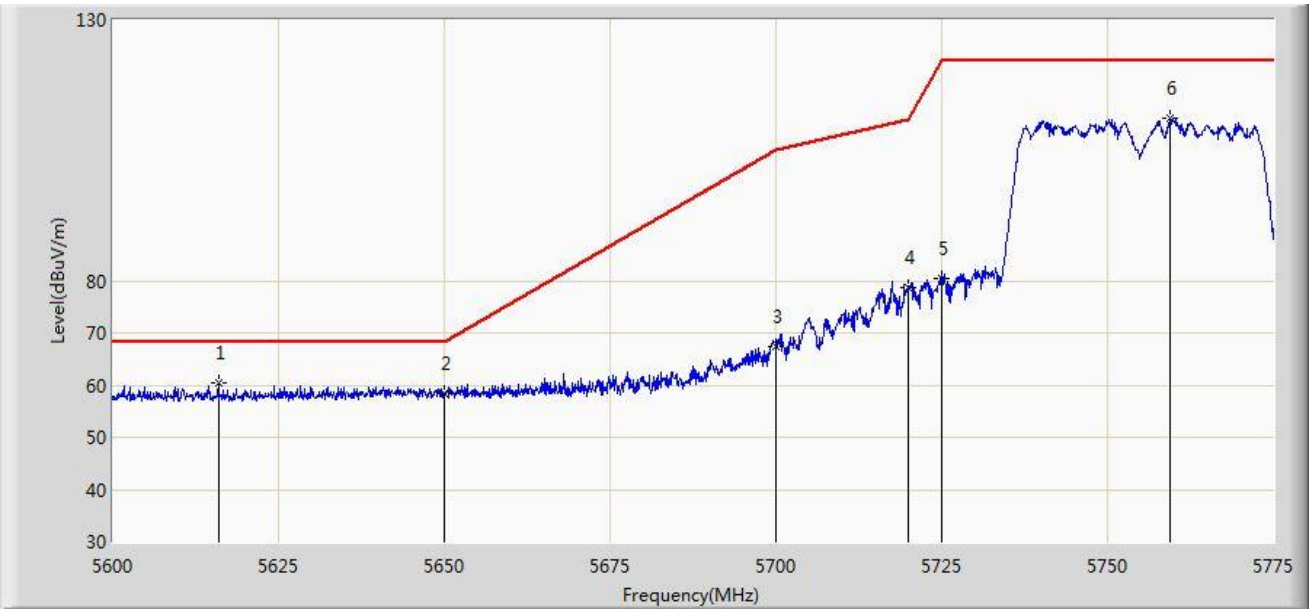

No	Flag	Mark	Frequency (MHz)	Measure Level (dBuV/m)	Reading Level (dBuV)	Margin (dB)	Limit (dBuV/m)	Factor (dB)	Type
1		*	5615.925	60.325	55.710	-7.875	68.200	4.615	PK
2			5650.000	58.270	53.524	-9.930	68.200	4.746	PK
3			5700.000	67.389	62.451	-37.811	105.200	4.938	PK
4			5720.000	78.729	73.714	-32.071	110.800	5.015	PK
5			5725.000	80.338	75.304	-41.862	122.200	5.034	PK
6			5759.513	111.212	106.046	N/A	N/A	5.166	PK

Note: Measure Level (dBμV/m) = Reading Level (dBμV) + Factor (dB)

Factor (dB) = Cable Loss (dB) + Antenna Factor (dB/m)

Site: AC1	Time: 2019/06/27 - 00:43
Limit: FCC_Part15.407_Band Edge(3m)	Engineer: Kevin Ker
Probe: BBHA 9120D_1-18GHz	Polarity: Horizontal
EUT: ACCESS POINT	Power: AC 120V/60Hz
Test Mode: Transmit by 802.11ac-VHT40 at channel 5795MHz Ant 0 + 1	

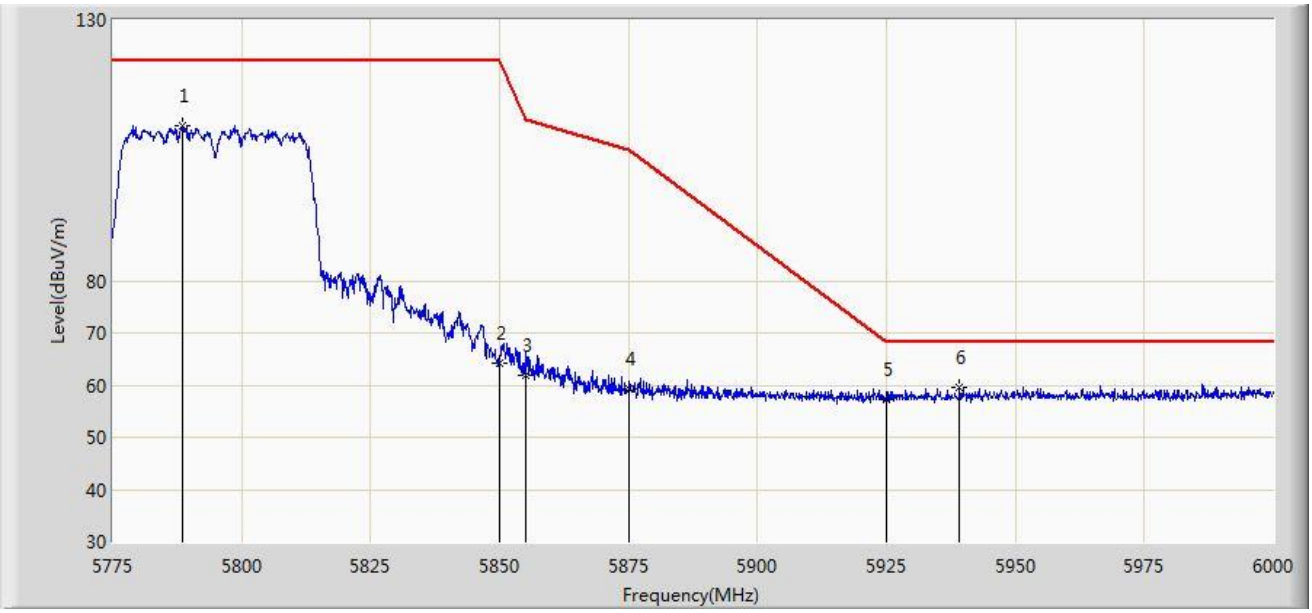

No	Flag	Mark	Frequency (MHz)	Measure Level (dBuV/m)	Reading Level (dBuV)	Margin (dB)	Limit (dBuV/m)	Factor (dB)	Type
1			5788.500	109.769	104.491	N/A	N/A	5.278	PK
2			5850.000	64.098	58.584	-58.102	122.200	5.514	PK
3			5855.000	61.980	56.447	-48.820	110.800	5.533	PK
4			5875.000	59.235	53.625	-45.965	105.200	5.610	PK
5			5925.000	57.295	51.493	-10.905	68.200	5.802	PK
6		*	5939.138	59.486	53.629	-8.714	68.200	5.857	PK

Note: Measure Level (dBμV/m) = Reading Level (dBμV) + Factor (dB)

Factor (dB) = Cable Loss (dB) + Antenna Factor (dB/m)

Site: AC1	Time: 2019/06/27 - 00:42
Limit: FCC_Part15.407_Band Edge(3m)	Engineer: Kevin Ker
Probe: BBHA 9120D_1-18GHz	Polarity: Vertical
EUT: ACCESS POINT	Power: AC 120V/60Hz
Test Mode: Transmit by 802.11ac-VHT40 at channel 5795MHz Ant 0 + 1	

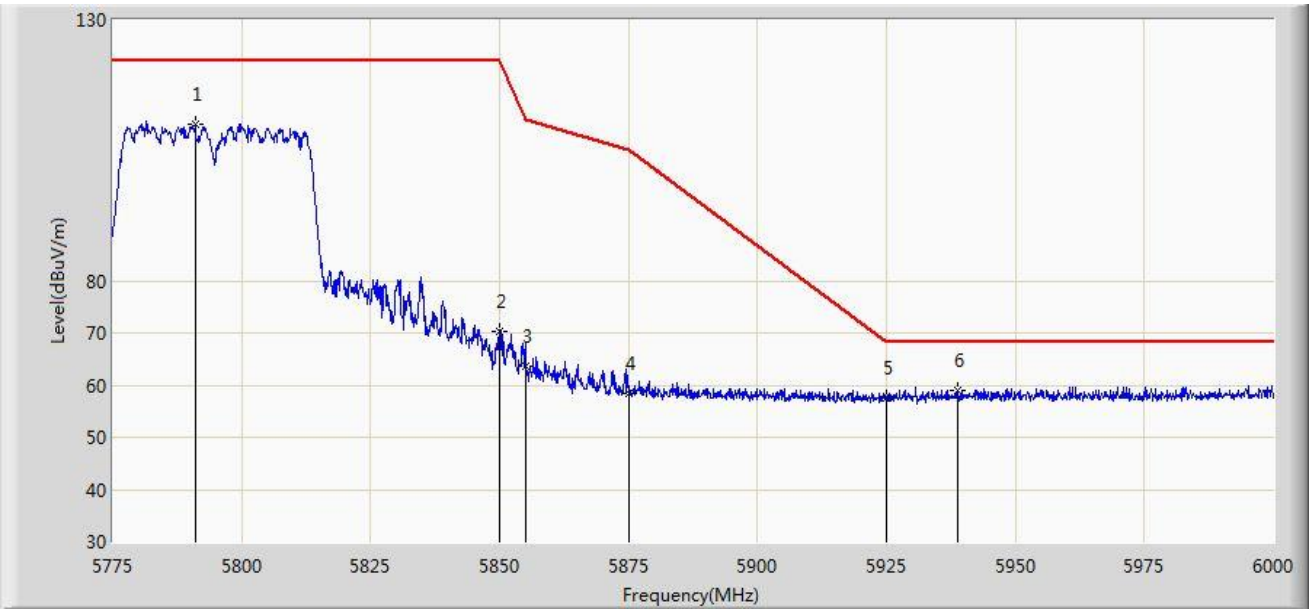

No	Flag	Mark	Frequency (MHz)	Measure Level (dBuV/m)	Reading Level (dBuV)	Margin (dB)	Limit (dBuV/m)	Factor (dB)	Type
1			5790.975	110.118	104.830	N/A	N/A	5.288	PK
2			5850.000	70.181	64.667	-52.019	122.200	5.514	PK
3			5855.000	63.664	58.131	-47.136	110.800	5.533	PK
4			5875.000	58.547	52.937	-46.653	105.200	5.610	PK
5			5925.000	57.527	51.725	-10.673	68.200	5.802	PK
6		*	5938.687	59.076	53.221	-9.124	68.200	5.855	PK

Note: Measure Level (dBμV/m) = Reading Level (dBμV) + Factor (dB)

Factor (dB) = Cable Loss (dB) + Antenna Factor (dB/m)

Site: AC1	Time: 2019/06/27 - 02:33
Limit: FCC_Part15.209_RE(3m)	Engineer: Kevin Ker
Probe: BBHA 9120D_1-18GHz	Polarity: Horizontal
EUT: ACCESS POINT	Power: AC 120V/60Hz
Test Mode: Transmit by 802.11ac-VHT80 at channel 5210MHz Ant 0 + 1	

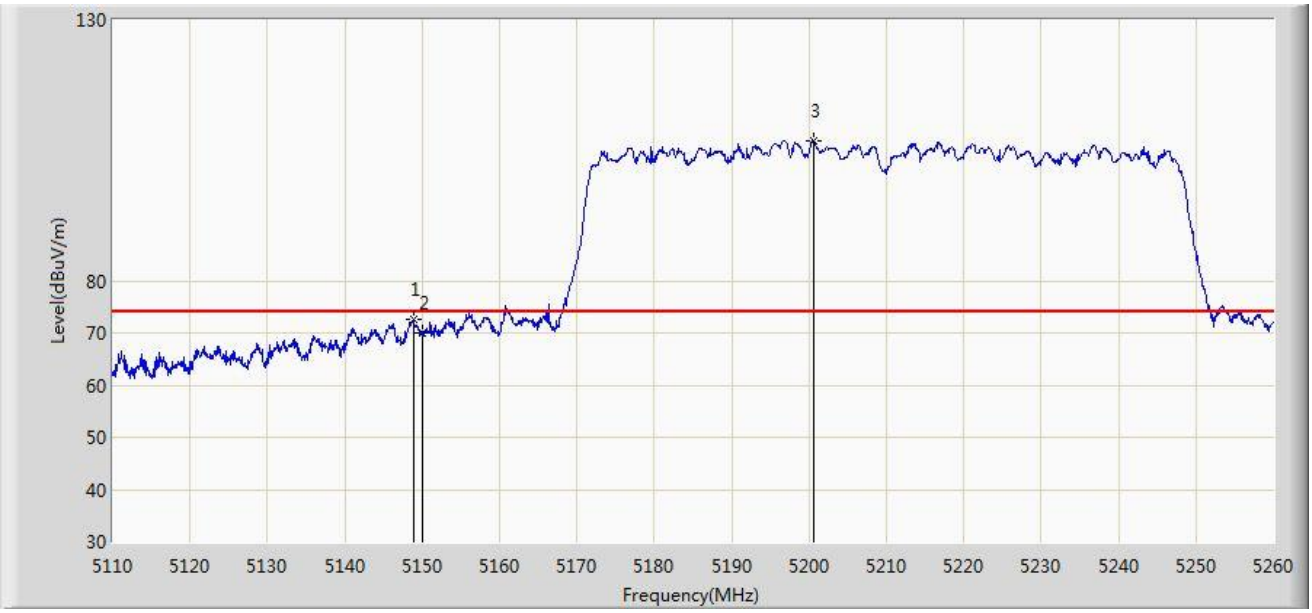

No	Flag	Mark	Frequency (MHz)	Measure Level (dBuV/m)	Reading Level (dBuV)	Margin (dB)	Limit (dBuV/m)	Factor (dB)	Type
1			5148.850	72.475	68.600	-1.525	74.000	3.875	PK
2			5150.000	69.908	66.032	-4.092	74.000	3.876	PK
3		*	5200.600	106.875	102.956	N/A	N/A	3.919	PK

Note: Measure Level (dBμV/m) = Reading Level (dBμV) + Factor (dB)

Factor (dB) = Cable Loss (dB) + Antenna Factor (dB/m)

Site: AC1	Time: 2019/06/27 - 02:35
Limit: FCC_Part15.209_RE(3m)	Engineer: Kevin Ker
Probe: BBHA 9120D_1-18GHz	Polarity: Horizontal
EUT: ACCESS POINT	Power: AC 120V/60Hz
Test Mode: Transmit by 802.11ac-VHT80 at channel 5210MHz Ant 0 + 1	

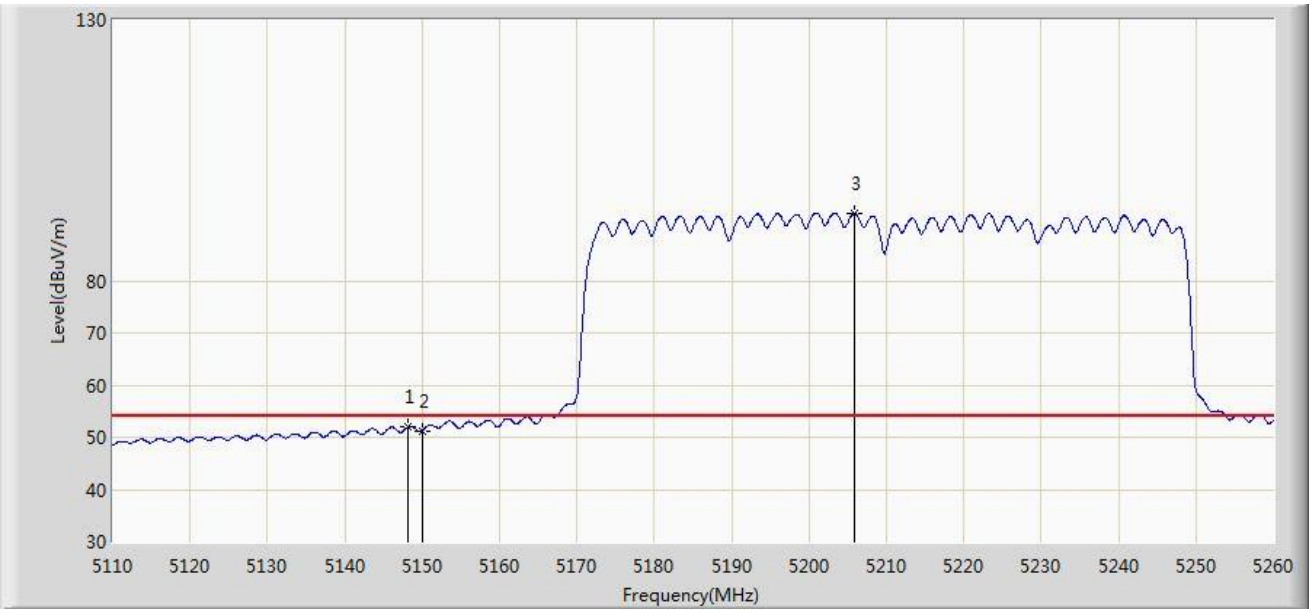

No	Flag	Mark	Frequency (MHz)	Measure Level (dBuV/m)	Reading Level (dBuV)	Margin (dB)	Limit (dBuV/m)	Factor (dB)	Type
1			5148.100	51.919	48.045	-2.081	54.000	3.874	AV
2			5150.000	51.265	47.389	-2.735	54.000	3.876	AV
3		*	5205.775	92.989	89.066	N/A	N/A	3.923	AV

Note: Measure Level (dBμV/m) = Reading Level (dBμV) + Factor (dB)

Factor (dB) = Cable Loss (dB) + Antenna Factor (dB/m)

Site: AC1	Time: 2019/06/27 - 02:27
Limit: FCC_Part15.209_RE(3m)	Engineer: Kevin Ker
Probe: BBHA 9120D_1-18GHz	Polarity: Vertical
EUT: ACCESS POINT	Power: AC 120V/60Hz
Test Mode: Transmit by 802.11ac-VHT80 at channel 5210MHz Ant 0 + 1	

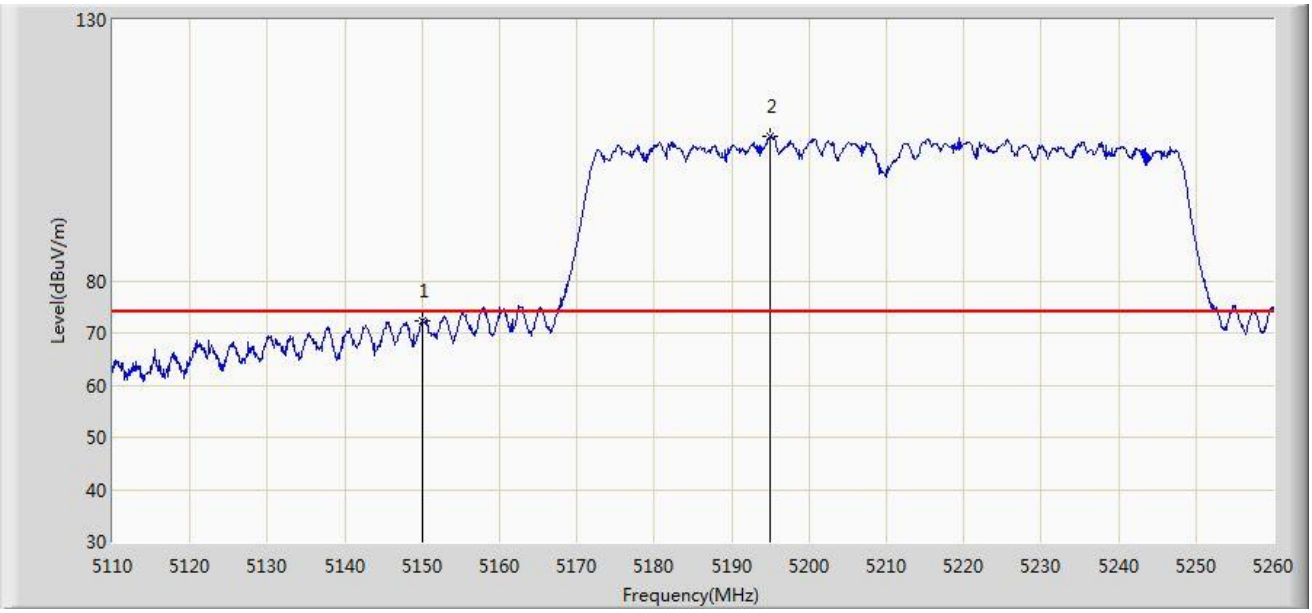

No	Flag	Mark	Frequency (MHz)	Measure Level (dBuV/m)	Reading Level (dBuV)	Margin (dB)	Limit (dBuV/m)	Factor (dB)	Type
1			5150.000	72.328	68.452	-1.672	74.000	3.876	PK
2		*	5195.050	107.603	103.689	N/A	N/A	3.914	PK

Note: Measure Level (dBµV/m) = Reading Level (dBµV) + Factor (dB)

Factor (dB) = Cable Loss (dB) + Antenna Factor (dB/m)

Site: AC1	Time: 2019/06/27 - 02:30
Limit: FCC_Part15.209_RE(3m)	Engineer: Kevin Ker
Probe: BBHA 9120D_1-18GHz	Polarity: Vertical
EUT: ACCESS POINT	Power: AC 120V/60Hz
Test Mode: Transmit by 802.11ac-VHT80 at channel 5210MHz Ant 0 + 1	

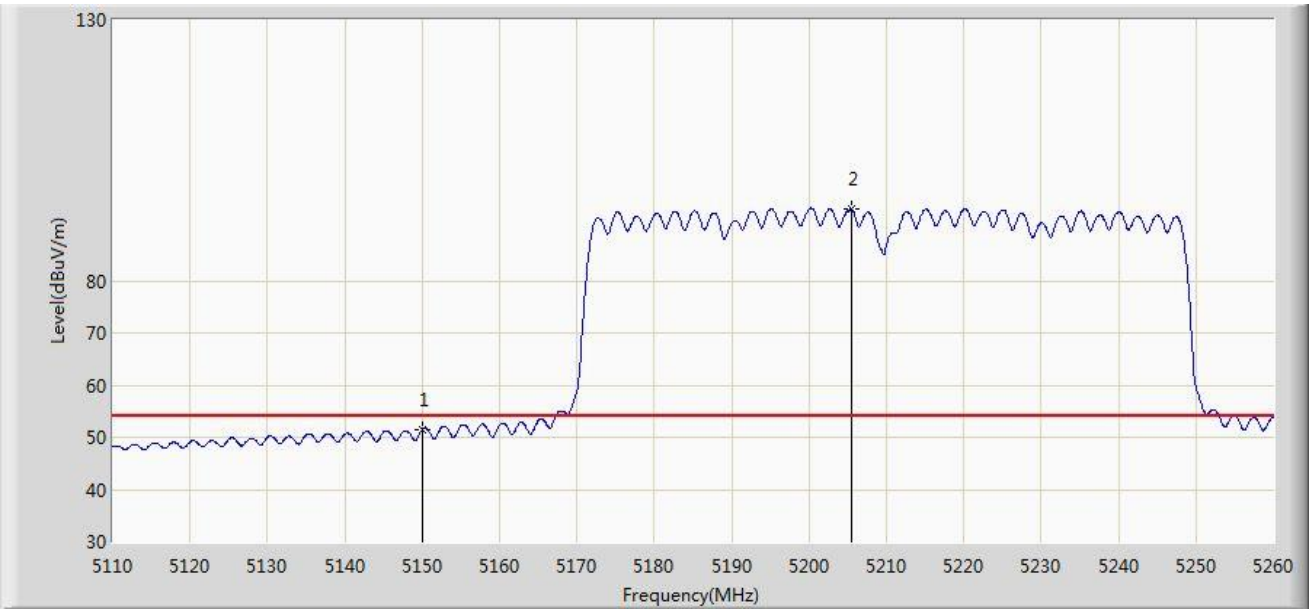

No	Flag	Mark	Frequency (MHz)	Measure Level (dBuV/m)	Reading Level (dBuV)	Margin (dB)	Limit (dBuV/m)	Factor (dB)	Type
1			5150.000	51.436	47.560	-2.564	54.000	3.876	AV
2		*	5205.400	93.624	89.701	N/A	N/A	3.923	AV

Note: Measure Level (dBµV/m) = Reading Level (dBµV) + Factor (dB)

Factor (dB) = Cable Loss (dB) + Antenna Factor (dB/m)

Site: AC1	Time: 2019/06/27 - 03:21
Limit: FCC_Part15.407_Band Edge(3m)	Engineer: Kevin Ker
Probe: BBHA 9120D_1-18GHz	Polarity: Horizontal
EUT: ACCESS POINT	Power: AC 120V/60Hz
Test Mode: Transmit by 802.11ac-VHT80 at channel 5775MHz	

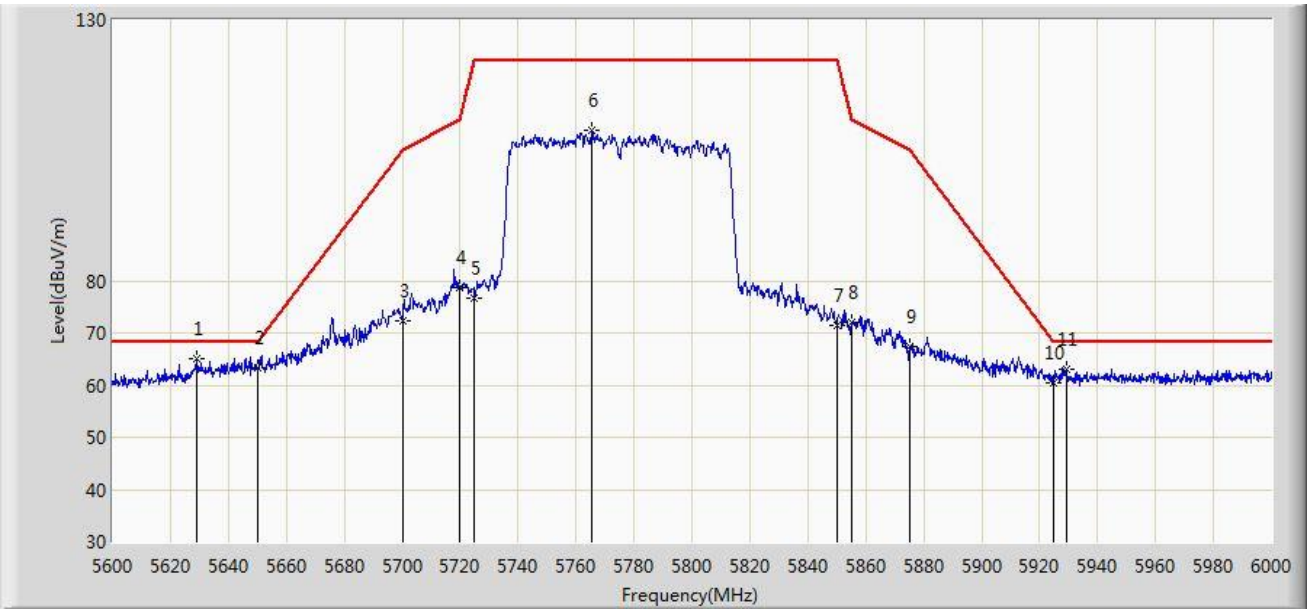

No	Flag	Mark	Frequency (MHz)	Measure Level (dBuV/m)	Reading Level (dBuV)	Margin (dB)	Limit (dBuV/m)	Factor (dB)	Type
1		*	5629.000	64.998	60.332	-3.202	68.200	4.666	PK
2			5650.000	63.324	58.578	-4.876	68.200	4.746	PK
3			5700.000	72.454	67.516	-32.746	105.200	4.938	PK
4			5720.000	78.556	73.541	-32.244	110.800	5.015	PK
5			5725.000	76.768	71.734	-45.432	122.200	5.034	PK
6			5765.600	108.766	103.576	N/A	N/A	5.190	PK
7			5850.000	71.465	65.951	-50.735	122.200	5.514	PK
8			5855.000	72.141	66.608	-38.659	110.800	5.533	PK
9			5875.000	67.499	61.889	-37.701	105.200	5.610	PK
10			5925.000	60.542	54.740	-7.658	68.200	5.802	PK
11			5929.200	63.175	57.357	-5.025	68.200	5.818	PK

Note: Measure Level (dBμV/m) = Reading Level (dBμV) + Factor (dB)

Factor (dB) = Cable Loss (dB) + Antenna Factor (dB/m)

Site: AC1	Time: 2019/06/27 - 03:25
Limit: FCC_Part15.407_Band Edge(3m)	Engineer: Kevin Ker
Probe: BBHA 9120D_1-18GHz	Polarity: Vertical
EUT: ACCESS POINT	Power: AC 120V/60Hz
Test Mode: Transmit by 802.11ac-VHT80 at channel 5775MHz	

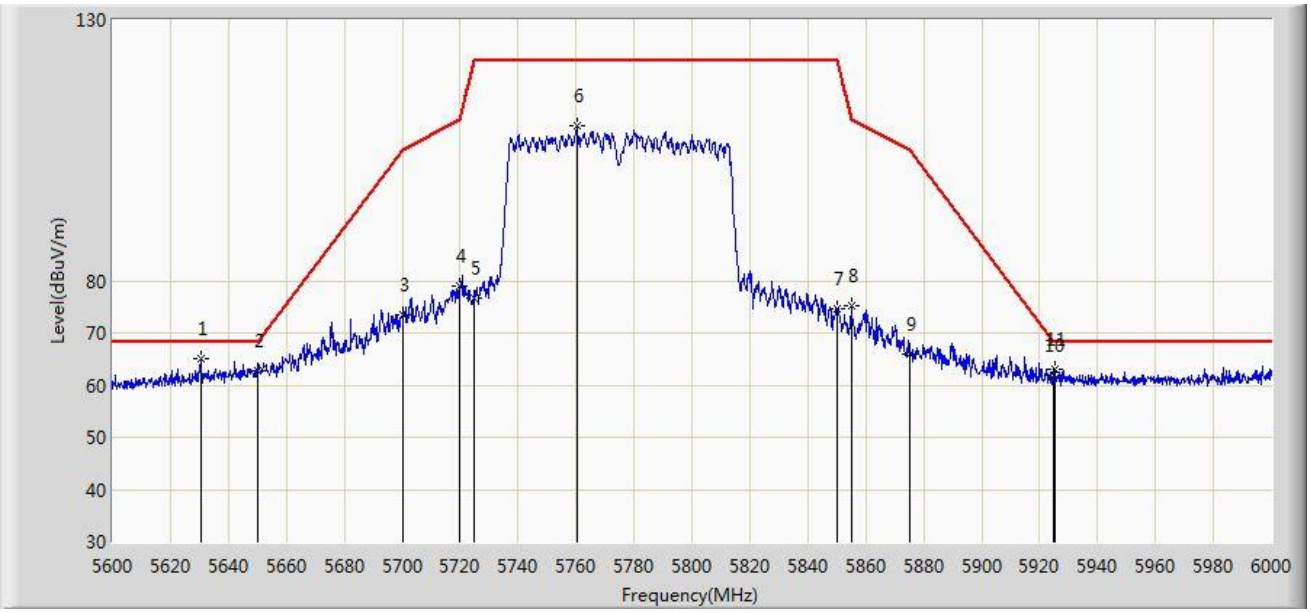

No	Flag	Mark	Frequency (MHz)	Measure Level (dBuV/m)	Reading Level (dBuV)	Margin (dB)	Limit (dBuV/m)	Factor (dB)	Type
1		*	5630.600	65.097	60.425	-3.103	68.200	4.672	PK
2			5650.000	62.616	57.870	-5.584	68.200	4.746	PK
3			5700.000	73.423	68.485	-31.777	105.200	4.938	PK
4			5720.000	79.043	74.028	-31.757	110.800	5.015	PK
5			5725.000	76.655	71.621	-45.545	122.200	5.034	PK
6			5760.200	109.635	104.466	N/A	N/A	5.168	PK
7			5850.000	74.658	69.144	-47.542	122.200	5.514	PK
8			5855.000	75.144	69.611	-35.656	110.800	5.533	PK
9			5875.000	65.947	60.337	-39.253	105.200	5.610	PK
10			5925.000	61.790	55.988	-6.410	68.200	5.802	PK
11			5925.200	62.977	57.175	-5.223	68.200	5.802	PK

Note: Measure Level (dBμV/m) = Reading Level (dBμV) + Factor (dB)

Factor (dB) = Cable Loss (dB) + Antenna Factor (dB/m)

Site: AC1	Time: 2019/07/02 - 07:45
Limit: FCC_Part15.209_RE(3m)	Engineer: Kevin Ker
Probe: BBHA 9120D_1-18GHz	Polarity: Horizontal
EUT: ACCESS POINT	Power: AC 120V/60Hz
Test Mode: Transmit by 802.11ax-HE20 at channel 5180MHz Ant 0 + 1	

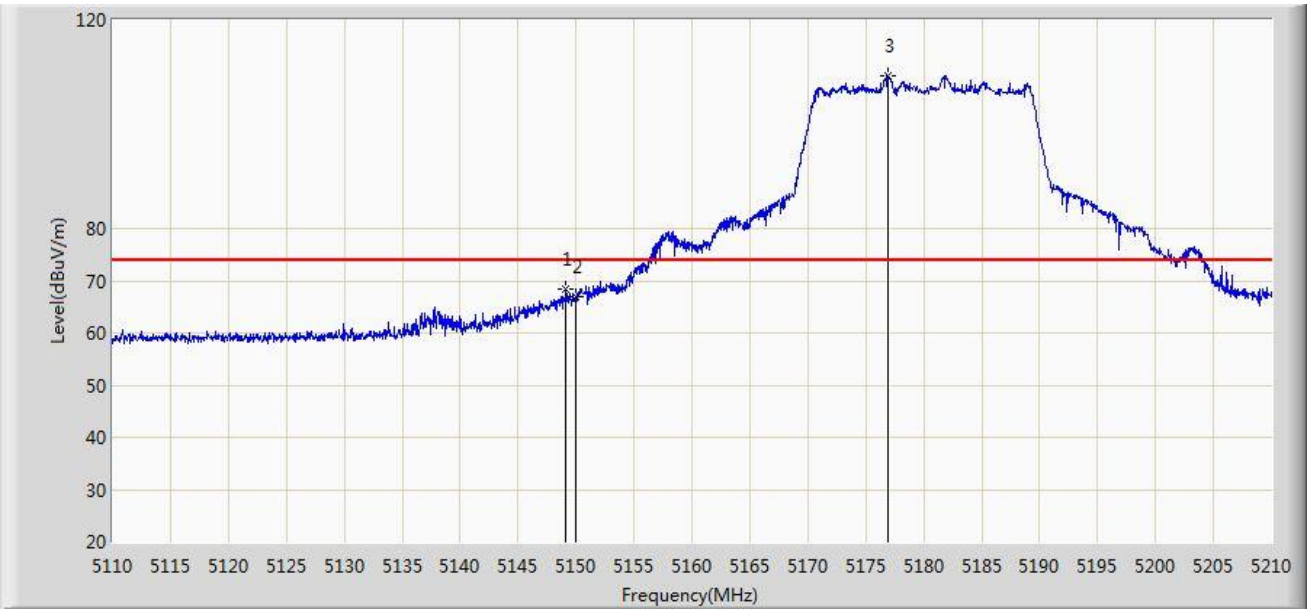

No	Flag	Mark	Frequency (MHz)	Measure Level (dBuV/m)	Reading Level (dBuV)	Margin (dB)	Limit (dBuV/m)	Factor (dB)	Type
1			5149.100	68.424	64.549	-5.576	74.000	3.875	PK
2			5150.000	66.840	62.964	-7.160	74.000	3.876	PK
3		*	5176.900	109.336	105.437	N/A	N/A	3.899	PK

Note: Measure Level (dBμV/m) = Reading Level (dBμV) + Factor (dB)

Factor (dB) = Cable Loss (dB) + Antenna Factor (dB/m)

Site: AC1	Time: 2019/07/02 - 07:47
Limit: FCC_Part15.209_RE(3m)	Engineer: Kevin Ker
Probe: BBHA 9120D_1-18GHz	Polarity: Horizontal
EUT: ACCESS POINT	Power: AC 120V/60Hz
Test Mode: Transmit by 802.11ax-HE20 at channel 5180MHz Ant 0 + 1	

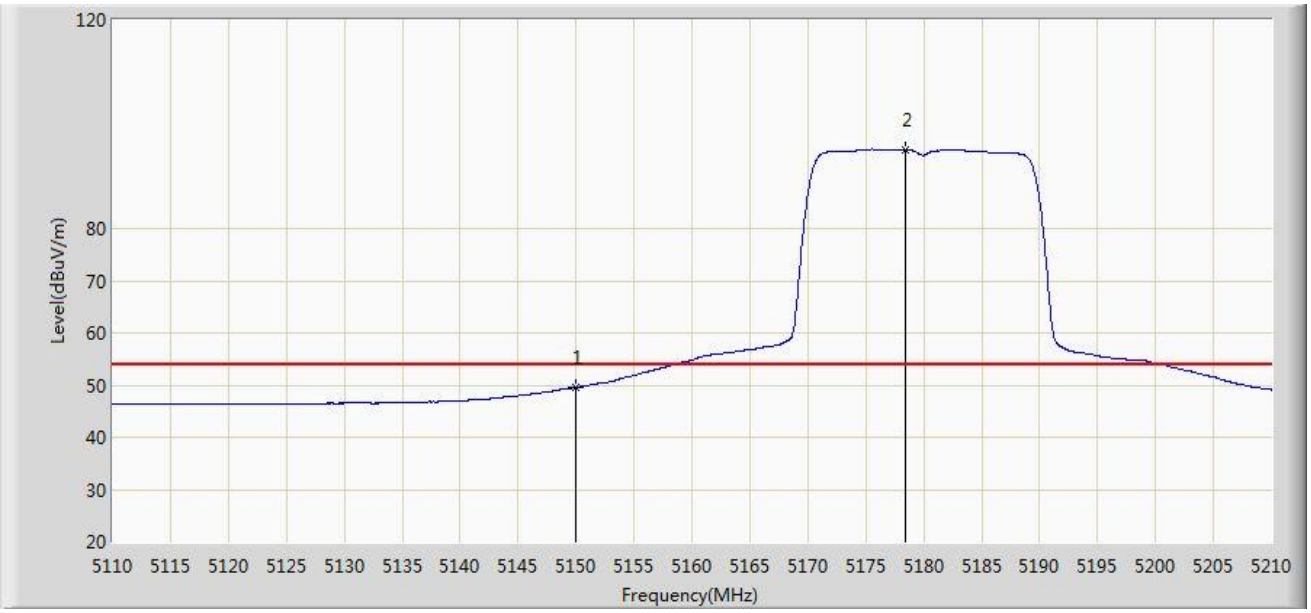

No	Flag	Mark	Frequency (MHz)	Measure Level (dBuV/m)	Reading Level (dBuV)	Margin (dB)	Limit (dBuV/m)	Factor (dB)	Type
1			5150.000	49.518	45.642	-4.482	54.000	3.876	AV
2		*	5178.400	95.157	91.257	N/A	N/A	3.900	AV

Note: Measure Level (dBμV/m) = Reading Level (dBμV) + Factor (dB)

Factor (dB) = Cable Loss (dB) + Antenna Factor (dB/m)

Site: AC1	Time: 2019/07/02 - 07:44
Limit: FCC_Part15.209_RE(3m)	Engineer: Kevin Ker
Probe: BBHA 9120D_1-18GHz	Polarity: Vertical
EUT: ACCESS POINT	Power: AC 120V/60Hz
Test Mode: Transmit by 802.11ax-HE20 at channel 5180MHz Ant 0 + 1	

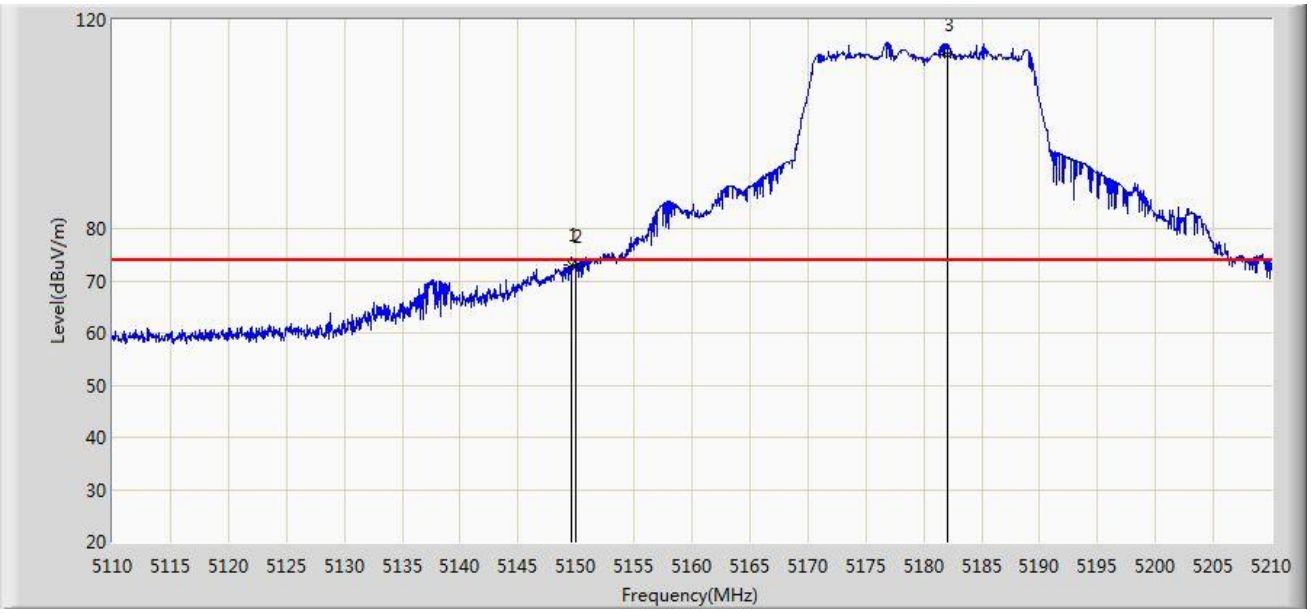

No	Flag	Mark	Frequency (MHz)	Measure Level (dBuV/m)	Reading Level (dBuV)	Margin (dB)	Limit (dBuV/m)	Factor (dB)	Type
1			5149.650	73.169	69.294	-0.831	74.000	3.875	PK
2			5150.000	72.871	68.995	-1.129	74.000	3.876	PK
3		*	5182.100	113.225	109.322	N/A	N/A	3.903	PK

Note: Measure Level (dBμV/m) = Reading Level (dBμV) + Factor (dB)

Factor (dB) = Cable Loss (dB) + Antenna Factor (dB/m)

Site: AC1	Time: 2019/07/02 - 07:43
Limit: FCC_Part15.209_RE(3m)	Engineer: Kevin Ker
Probe: BBHA 9120D_1-18GHz	Polarity: Vertical
EUT: ACCESS POINT	Power: AC 120V/60Hz
Test Mode: Transmit by 802.11ax-HE20 at channel 5180MHz Ant 0 + 1	

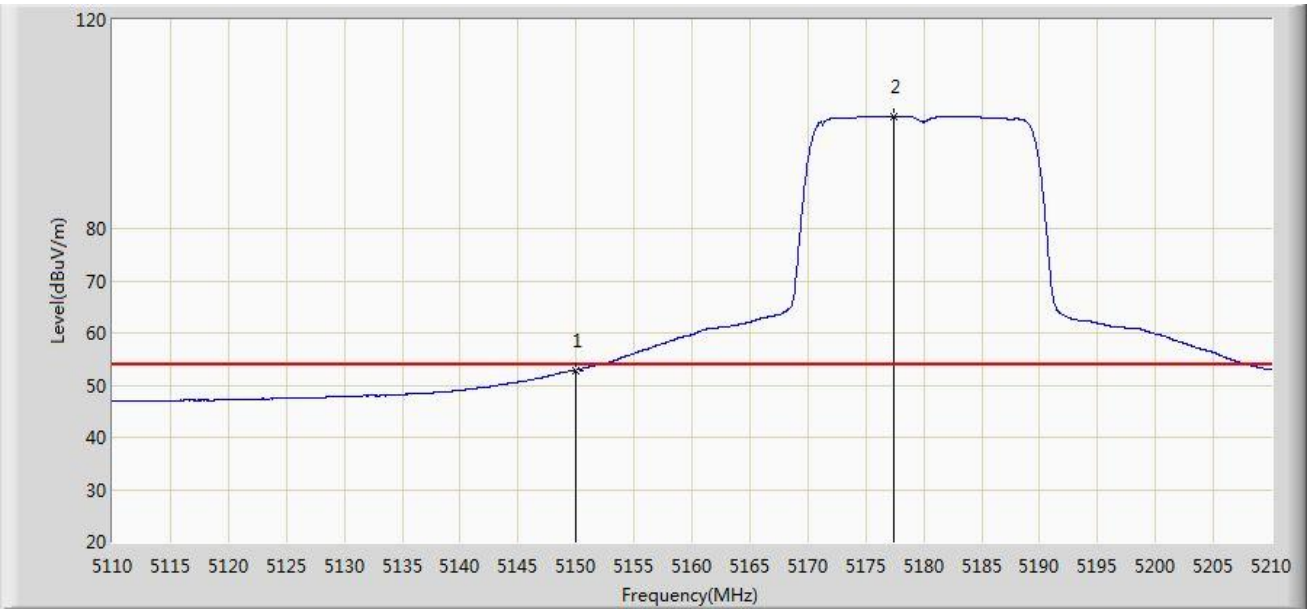

No	Flag	Mark	Frequency (MHz)	Measure Level (dBuV/m)	Reading Level (dBuV)	Margin (dB)	Limit (dBuV/m)	Factor (dB)	Type
1			5150.000	52.885	49.009	-1.115	54.000	3.876	AV
2		*	5177.450	101.440	97.541	N/A	N/A	3.899	AV

Note: Measure Level (dBμV/m) = Reading Level (dBμV) + Factor (dB)

Factor (dB) = Cable Loss (dB) + Antenna Factor (dB/m)

Site: AC1	Time: 2019/06/27 - 04:16
Limit: FCC_Part15.407_Band Edge(3m)	Engineer: Kevin Ker
Probe: BBHA 9120D_1-18GHz	Polarity: Horizontal
EUT: ACCESS POINT	Power: AC 120V/60Hz
Test Mode: Transmit by 802.11ax-HE20 at channel 5745MHz Ant 0 + 1	

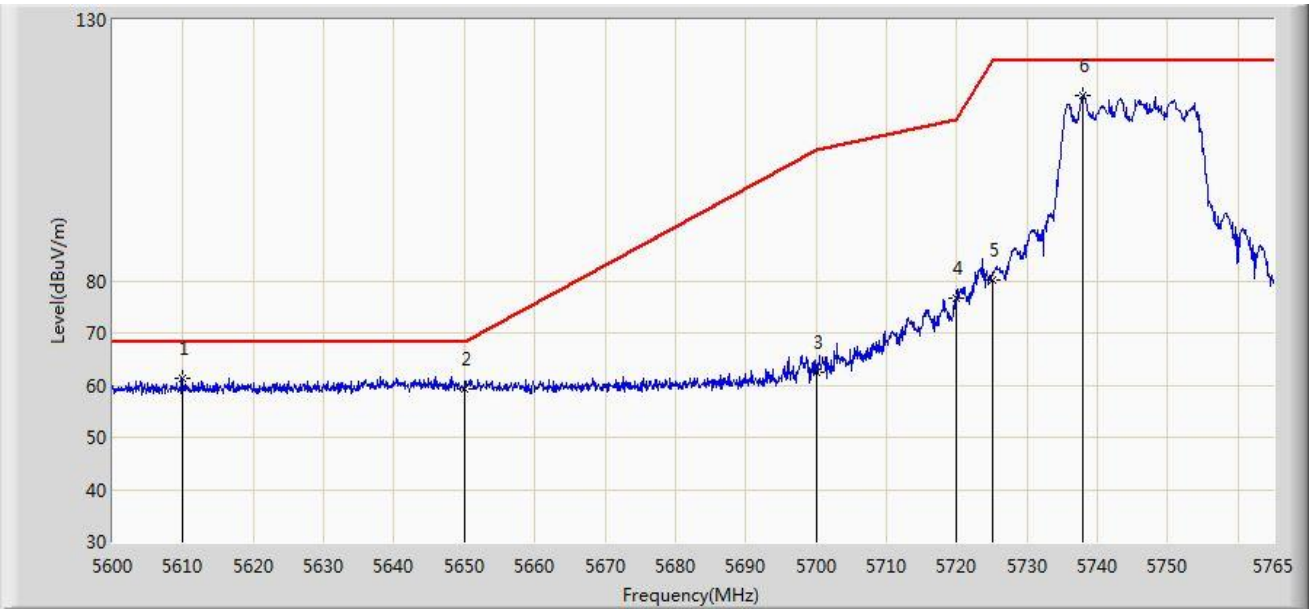

No	Flag	Mark	Frequency (MHz)	Measure Level (dBuV/m)	Reading Level (dBuV)	Margin (dB)	Limit (dBuV/m)	Factor (dB)	Type
1			5609.900	61.313	56.721	-6.887	68.200	4.592	PK
2			5650.000	59.376	54.630	-8.824	68.200	4.746	PK
3			5700.000	62.413	57.475	-42.787	105.200	4.938	PK
4			5720.000	76.613	71.598	-34.187	110.800	5.015	PK
5			5725.000	80.222	75.188	-41.978	122.200	5.034	PK
6		*	5737.940	115.451	110.368	N/A	N/A	5.084	PK

Note: Measure Level (dBμV/m) = Reading Level (dBμV) + Factor (dB)

Factor (dB) = Cable Loss (dB) + Antenna Factor (dB/m)

Site: AC1	Time: 2019/06/27 - 04:18
Limit: FCC_Part15.407_Band Edge(3m)	Engineer: Kevin Ker
Probe: BBHA 9120D_1-18GHz	Polarity: Vertical
EUT: ACCESS POINT	Power: AC 120V/60Hz
Test Mode: Transmit by 802.11ax-HE20 at channel 5745MHz Ant 0 + 1	

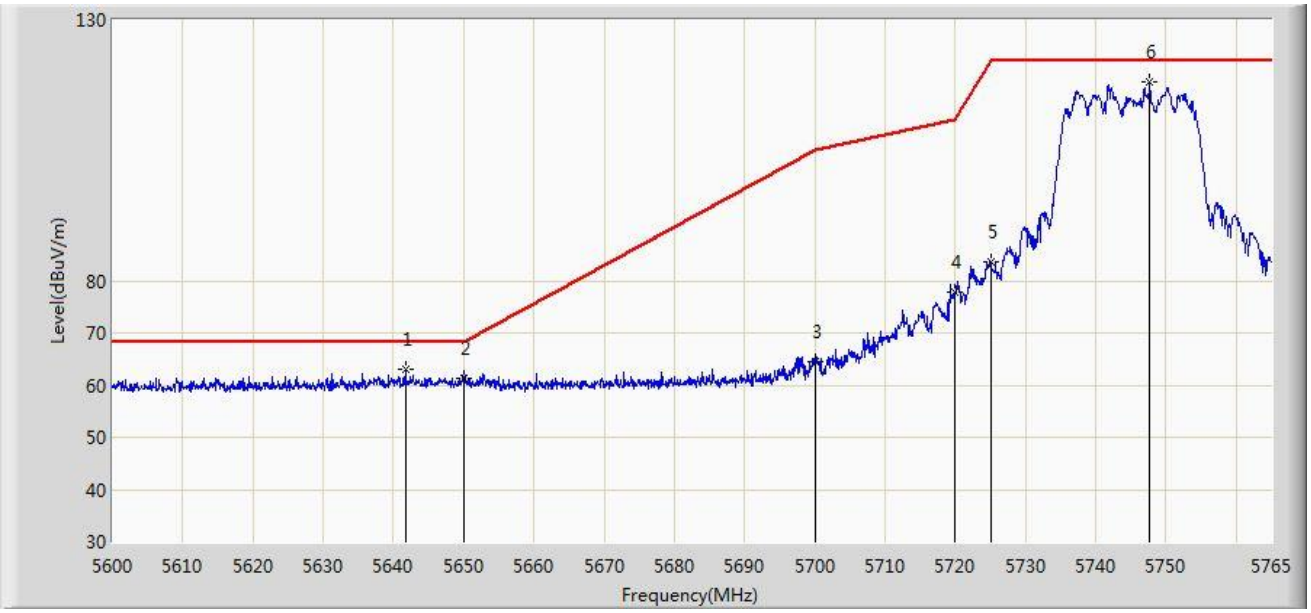

No	Flag	Mark	Frequency (MHz)	Measure Level (dBuV/m)	Reading Level (dBuV)	Margin (dB)	Limit (dBuV/m)	Factor (dB)	Type
1			5641.745	63.036	58.321	-5.164	68.200	4.714	PK
2			5650.000	61.229	56.483	-6.971	68.200	4.746	PK
3			5700.000	64.622	59.684	-40.578	105.200	4.938	PK
4			5720.000	77.813	72.798	-32.987	110.800	5.015	PK
5			5725.000	83.645	78.611	-38.555	122.200	5.034	PK
6		*	5747.675	118.238	113.117	N/A	N/A	5.122	PK

Note: Measure Level (dBμV/m) = Reading Level (dBμV) + Factor (dB)

Factor (dB) = Cable Loss (dB) + Antenna Factor (dB/m)

Site: AC1	Time: 2019/06/27 - 04:22
Limit: FCC_Part15.407_Band Edge(3m)	Engineer: Kevin Ker
Probe: BBHA 9120D_1-18GHz	Polarity: Horizontal
EUT: ACCESS POINT	Power: AC 120V/60Hz
Test Mode: Transmit by 802.11ax-HE20 at channel 5825MHz Ant 0 + 1	

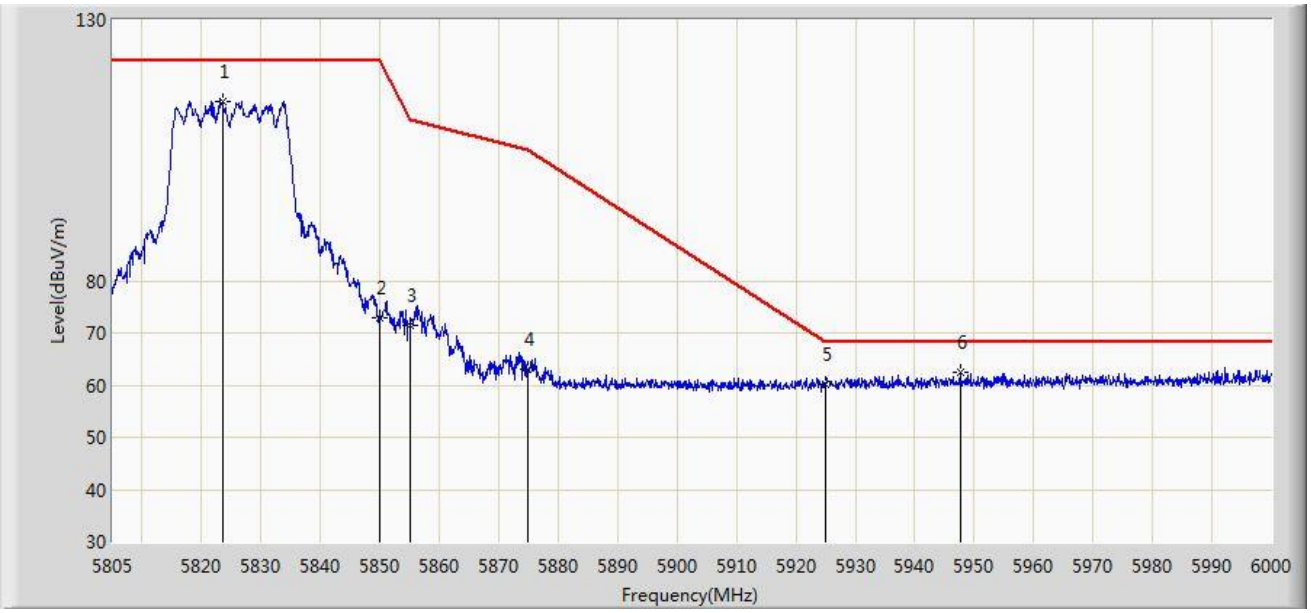

No	Flag	Mark	Frequency (MHz)	Measure Level (dBuV/m)	Reading Level (dBuV)	Margin (dB)	Limit (dBuV/m)	Factor (dB)	Type
1			5823.525	114.318	108.905	N/A	N/A	5.412	PK
2			5850.000	72.825	67.311	-49.375	122.200	5.514	PK
3			5855.000	71.533	66.000	-39.267	110.800	5.533	PK
4			5875.000	62.956	57.346	-42.244	105.200	5.610	PK
5			5925.000	60.013	54.211	-8.187	68.200	5.802	PK
6		*	5947.643	62.347	56.458	-5.853	68.200	5.889	PK

Note: Measure Level (dBμV/m) = Reading Level (dBμV) + Factor (dB)

Factor (dB) = Cable Loss (dB) + Antenna Factor (dB/m)

Site: AC1	Time: 2019/06/27 - 04:23
Limit: FCC_Part15.407_Band Edge(3m)	Engineer: Kevin Ker
Probe: BBHA 9120D_1-18GHz	Polarity: Vertical
EUT: ACCESS POINT	Power: AC 120V/60Hz
Test Mode: Transmit by 802.11ax-HE20 at channel 5825MHz Ant 0 + 1	

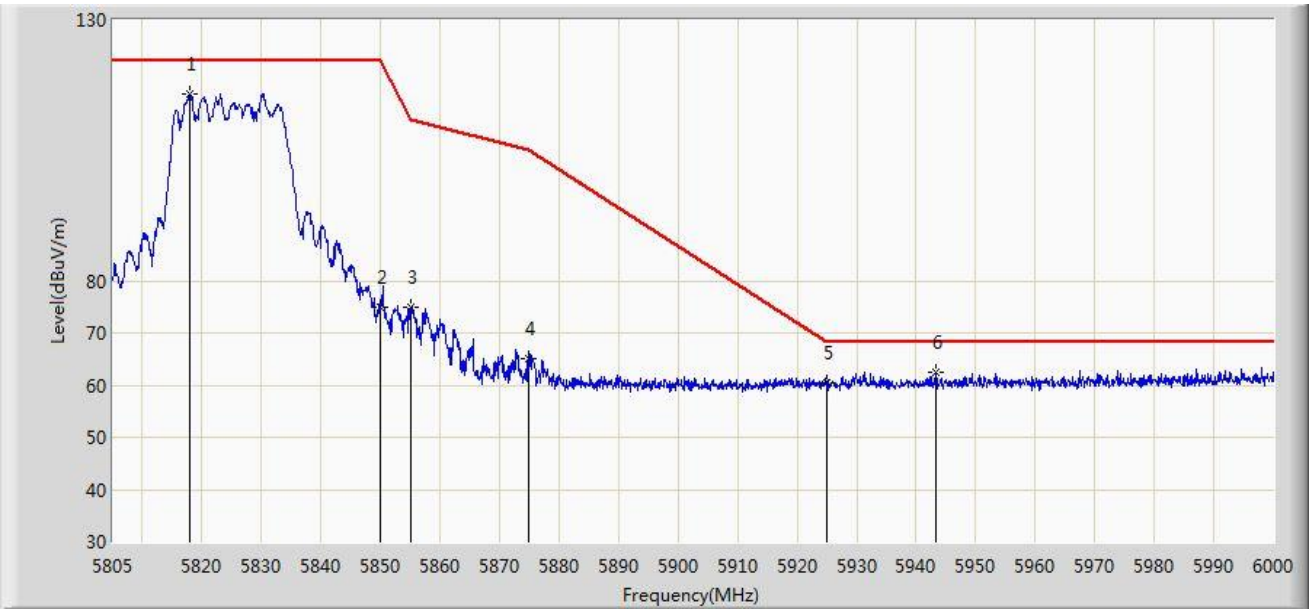

No	Flag	Mark	Frequency (MHz)	Measure Level (dBuV/m)	Reading Level (dBuV)	Margin (dB)	Limit (dBuV/m)	Factor (dB)	Type
1			5817.967	115.925	110.534	N/A	N/A	5.391	PK
2			5850.000	74.847	69.333	-47.353	122.200	5.514	PK
3			5855.000	74.898	69.365	-35.902	110.800	5.533	PK
4			5875.000	65.173	59.563	-40.027	105.200	5.610	PK
5			5925.000	60.292	54.490	-7.908	68.200	5.802	PK
6		*	5943.353	62.330	56.457	-5.870	68.200	5.873	PK

Note: Measure Level (dBμV/m) = Reading Level (dBμV) + Factor (dB)

Factor (dB) = Cable Loss (dB) + Antenna Factor (dB/m)

Site: AC1	Time: 2019/07/02 - 20:52
Limit: FCC_Part15.209_RE(3m)	Engineer: Kevin Ker
Probe: BBHA 9120D_1-18GHz	Polarity: Horizontal
EUT: ACCESS POINTACCESS POINT	Power: AC 120V/60Hz
Test Mode: Transmit by 802.11ax-HE40 at channel 5190MHz Ant 0 + 1	

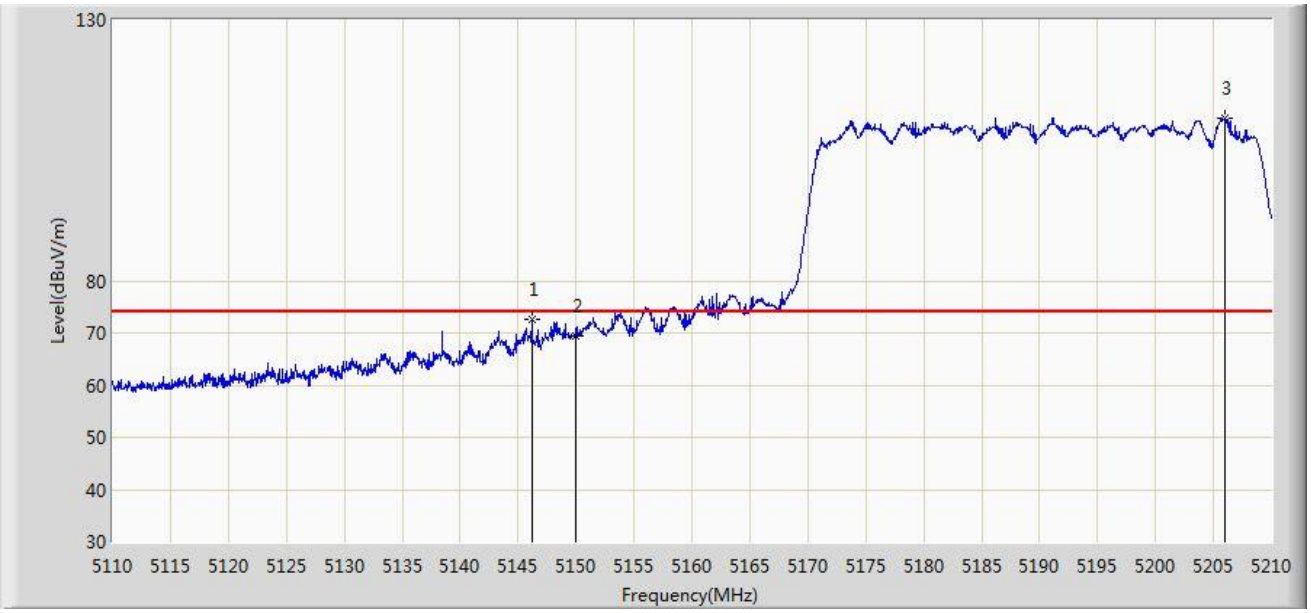

No	Flag	Mark	Frequency (MHz)	Measure Level (dBuV/m)	Reading Level (dBuV)	Margin (dB)	Limit (dBuV/m)	Factor (dB)	Type
1			5146.200	72.530	68.658	-1.470	74.000	3.872	PK
2			5150.000	69.337	65.461	-4.663	74.000	3.876	PK
3		*	5205.950	111.177	107.254	N/A	N/A	3.923	PK

Note: Measure Level (dBµV/m) = Reading Level (dBµV) + Factor (dB)

Factor (dB) = Cable Loss (dB) + Antenna Factor (dB/m)

Site: AC1	Time: 2019/07/02 - 20:55
Limit: FCC_Part15.209_RE(3m)	Engineer: Kevin Ker
Probe: BBHA 9120D_1-18GHz	Polarity: Horizontal
EUT: ACCESS POINT	Power: AC 120V/60Hz
Test Mode: Transmit by 802.11ax-HE40 at channel 5190MHz Ant 0 + 1	

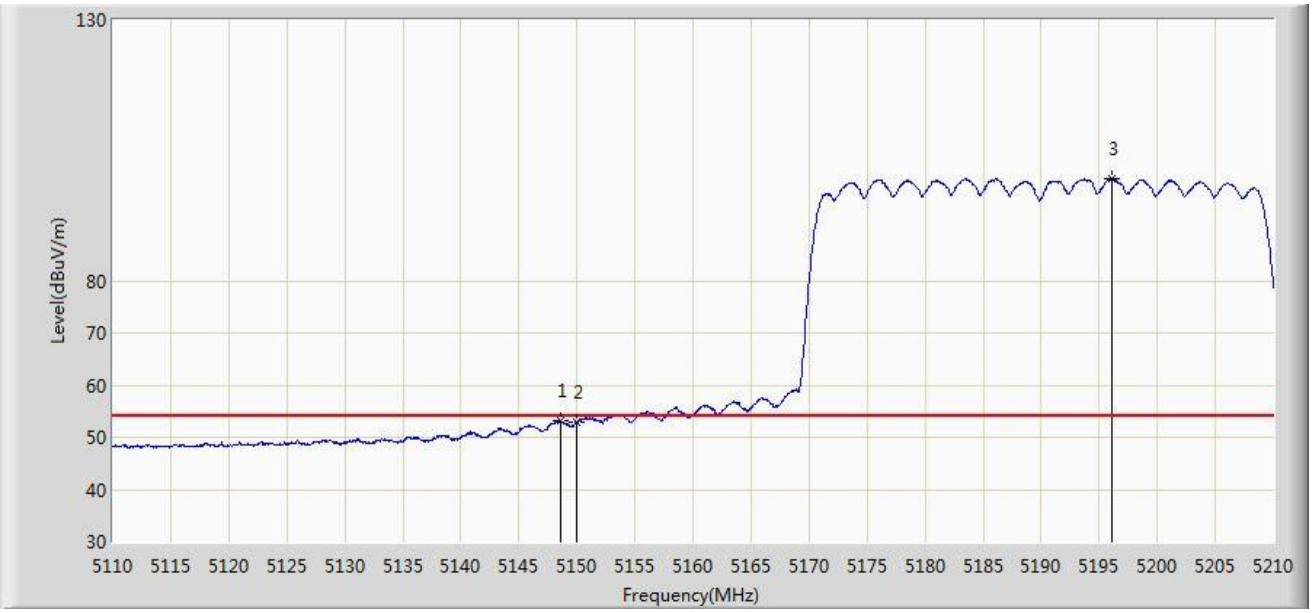

No	Flag	Mark	Frequency (MHz)	Measure Level (dBuV/m)	Reading Level (dBuV)	Margin (dB)	Limit (dBuV/m)	Factor (dB)	Type
1			5148.650	53.123	49.248	-0.877	54.000	3.875	AV
2			5150.000	52.935	49.059	-1.065	54.000	3.876	AV
3		*	5196.100	99.596	95.681	N/A	N/A	3.915	AV

Note: Measure Level (dBμV/m) = Reading Level (dBμV) + Factor (dB)

Factor (dB) = Cable Loss (dB) + Antenna Factor (dB/m)

Site: AC1	Time: 2019/07/02 - 20:59
Limit: FCC_Part15.209_RE(3m)	Engineer: Kevin Ker
Probe: BBHA 9120D_1-18GHz	Polarity: Vertical
EUT: ACCESS POINT	Power: AC 120V/60Hz
Test Mode: Transmit by 802.11ax-HE40 at channel 5190MHz Ant 0 + 1	

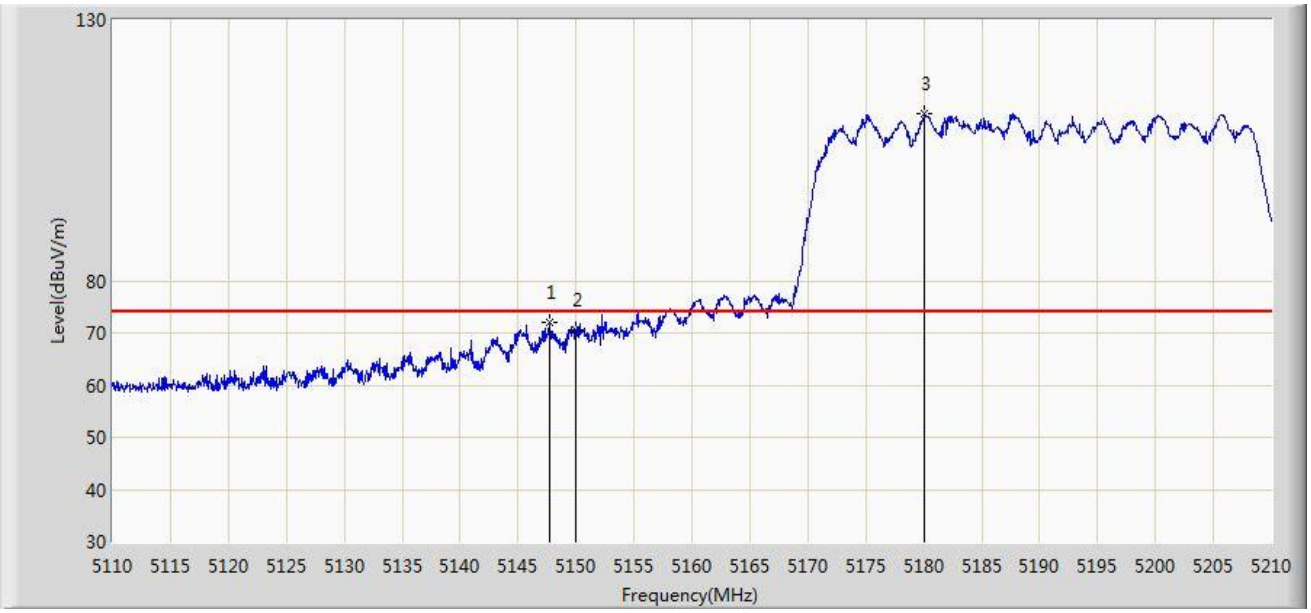

No	Flag	Mark	Frequency (MHz)	Measure Level (dBuV/m)	Reading Level (dBuV)	Margin (dB)	Limit (dBuV/m)	Factor (dB)	Type
1			5147.750	71.890	68.016	-2.110	74.000	3.874	PK
2			5150.000	70.535	66.659	-3.465	74.000	3.876	PK
3		*	5180.100	111.917	108.015	N/A	N/A	3.902	PK

Note: Measure Level (dBμV/m) = Reading Level (dBμV) + Factor (dB)

Factor (dB) = Cable Loss (dB) + Antenna Factor (dB/m)

Site: AC1	Time: 2019/07/02 - 21:02
Limit: FCC_Part15.209_RE(3m)	Engineer: Kevin Ker
Probe: BBHA 9120D_1-18GHz	Polarity: Vertical
EUT: ACCESS POINT	Power: AC 120V/60Hz
Test Mode: Transmit by 802.11ax-HE40 at channel 5190MHz Ant 0 + 1	

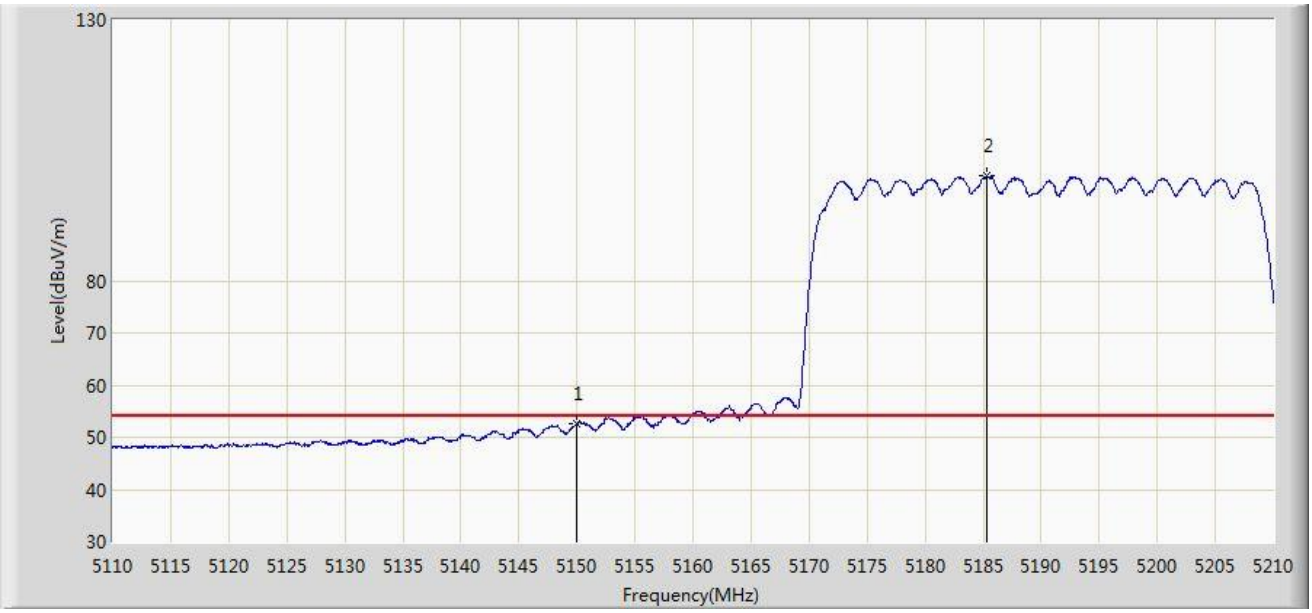

No	Flag	Mark	Frequency (MHz)	Measure Level (dBuV/m)	Reading Level (dBuV)	Margin (dB)	Limit (dBuV/m)	Factor (dB)	Type
1			5150.000	52.541	48.665	-1.459	54.000	3.876	AV
2		*	5185.300	100.064	96.158	N/A	N/A	3.906	AV

Note: Measure Level (dBμV/m) = Reading Level (dBμV) + Factor (dB)

Factor (dB) = Cable Loss (dB) + Antenna Factor (dB/m)

Site: AC1	Time: 2019/06/27 - 06:03
Limit: FCC_Part15.407_Band Edge(3m)	Engineer: Kevin Ker
Probe: BBHA 9120D_1-18GHz	Polarity: Horizontal
EUT: ACCESS POINT	Power: AC 120V/60Hz
Test Mode: Transmit by 802.11ax-HE40 at channel 5755MHz Ant 0 + 1	

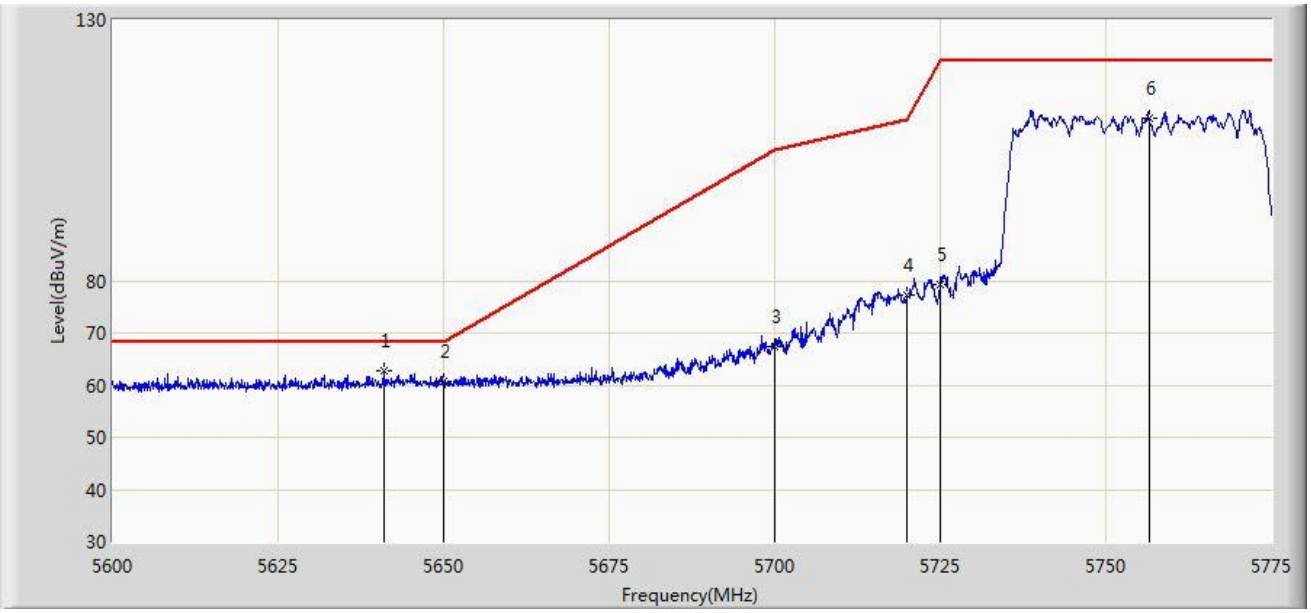

No	Flag	Mark	Frequency (MHz)	Measure Level (dBuV/m)	Reading Level (dBuV)	Margin (dB)	Limit (dBuV/m)	Factor (dB)	Type
1		*	5641.038	62.653	57.941	-5.547	68.200	4.712	PK
2			5650.000	60.771	56.025	-7.429	68.200	4.746	PK
3			5700.000	67.360	62.422	-37.840	105.200	4.938	PK
4			5720.000	77.153	72.138	-33.647	110.800	5.015	PK
5			5725.000	79.195	74.161	-43.005	122.200	5.034	PK
6			5756.493	111.056	105.901	N/A	N/A	5.155	PK

Note: Measure Level (dBμV/m) = Reading Level (dBμV) + Factor (dB)

Factor (dB) = Cable Loss (dB) + Antenna Factor (dB/m)

Site: AC1	Time: 2019/06/27 - 06:05
Limit: FCC_Part15.407_Band Edge(3m)	Engineer: Kevin Ker
Probe: BBHA 9120D_1-18GHz	Polarity: Vertical
EUT: ACCESS POINT	Power: AC 120V/60Hz
Test Mode: Transmit by 802.11ax-HE40 at channel 5755MHz Ant 0 + 1	

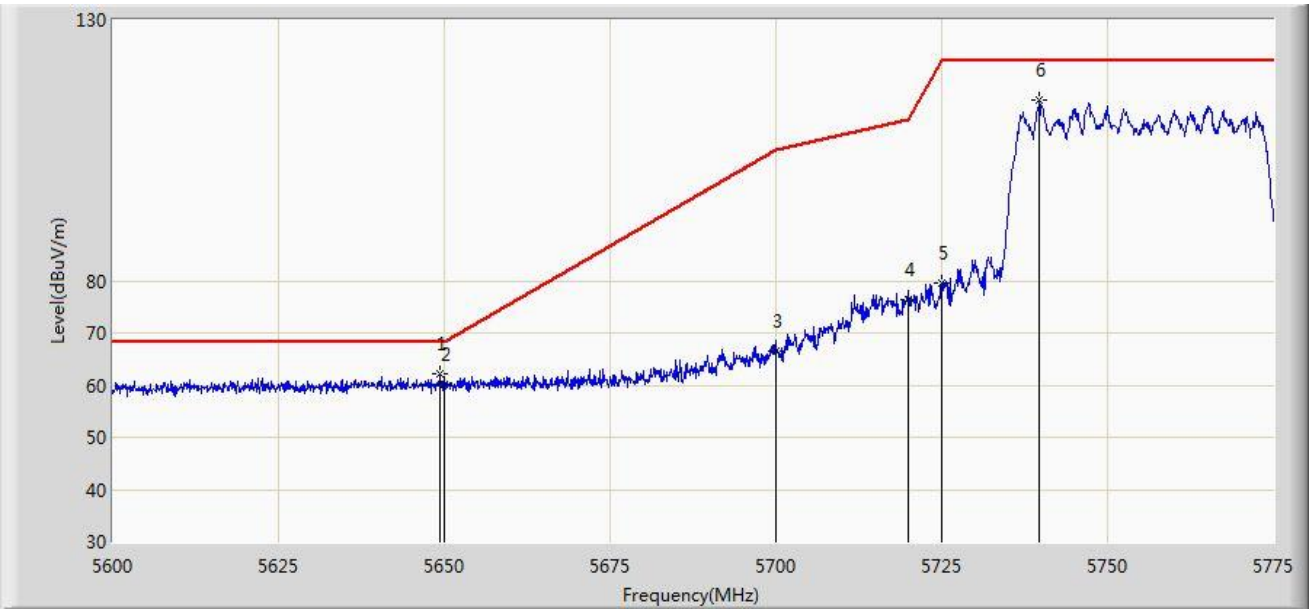

No	Flag	Mark	Frequency (MHz)	Measure Level (dBuV/m)	Reading Level (dBuV)	Margin (dB)	Limit (dBuV/m)	Factor (dB)	Type
1		*	5649.350	62.200	57.456	-6.000	68.200	4.744	PK
2			5650.000	60.242	55.496	-7.958	68.200	4.746	PK
3			5700.000	66.541	61.603	-38.659	105.200	4.938	PK
4			5720.000	76.452	71.437	-34.348	110.800	5.015	PK
5			5725.000	79.461	74.427	-42.739	122.200	5.034	PK
6			5739.737	114.599	109.509	N/A	N/A	5.090	PK

Note: Measure Level (dBμV/m) = Reading Level (dBμV) + Factor (dB)

Factor (dB) = Cable Loss (dB) + Antenna Factor (dB/m)

Site: AC1	Time: 2019/06/27 - 06:06
Limit: FCC_Part15.407_Band Edge(3m)	Engineer: Kevin Ker
Probe: BBHA 9120D_1-18GHz	Polarity: Horizontal
EUT: ACCESS POINT	Power: AC 120V/60Hz
Test Mode: Transmit by 802.11ax-HE40 at channel 5795MHz Ant 0 + 1	

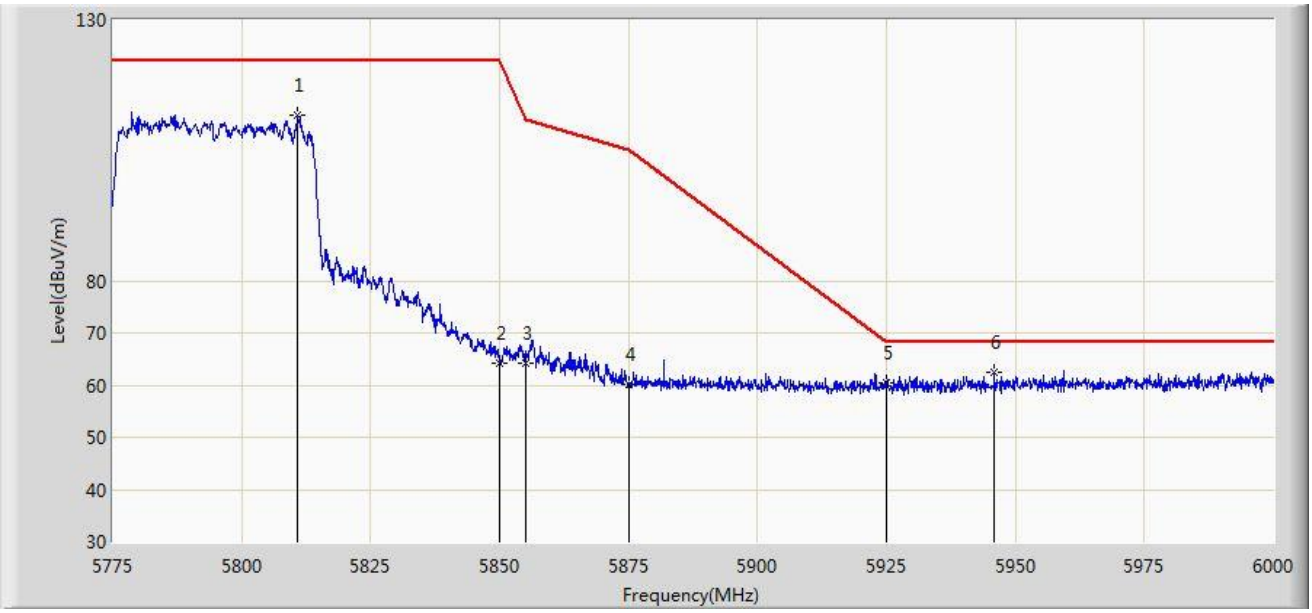

No	Flag	Mark	Frequency (MHz)	Measure Level (dBuV/m)	Reading Level (dBuV)	Margin (dB)	Limit (dBuV/m)	Factor (dB)	Type
1			5810.888	111.695	106.331	N/A	N/A	5.364	PK
2			5850.000	64.278	58.764	-57.922	122.200	5.514	PK
3			5855.000	64.064	58.531	-46.736	110.800	5.533	PK
4			5875.000	60.285	54.675	-44.915	105.200	5.610	PK
5			5925.000	60.552	54.750	-7.648	68.200	5.802	PK
6		*	5946.000	62.447	56.564	-5.753	68.200	5.883	PK

Note: Measure Level (dBμV/m) = Reading Level (dBμV) + Factor (dB)

Factor (dB) = Cable Loss (dB) + Antenna Factor (dB/m)

Site: AC1	Time: 2019/06/27 - 06:08
Limit: FCC_Part15.407_Band Edge(3m)	Engineer: Kevin Ker
Probe: BBHA 9120D_1-18GHz	Polarity: Vertical
EUT: ACCESS POINT	Power: AC 120V/60Hz
Test Mode: Transmit by 802.11ax-HE40 at channel 5795MHz Ant 0 + 1	

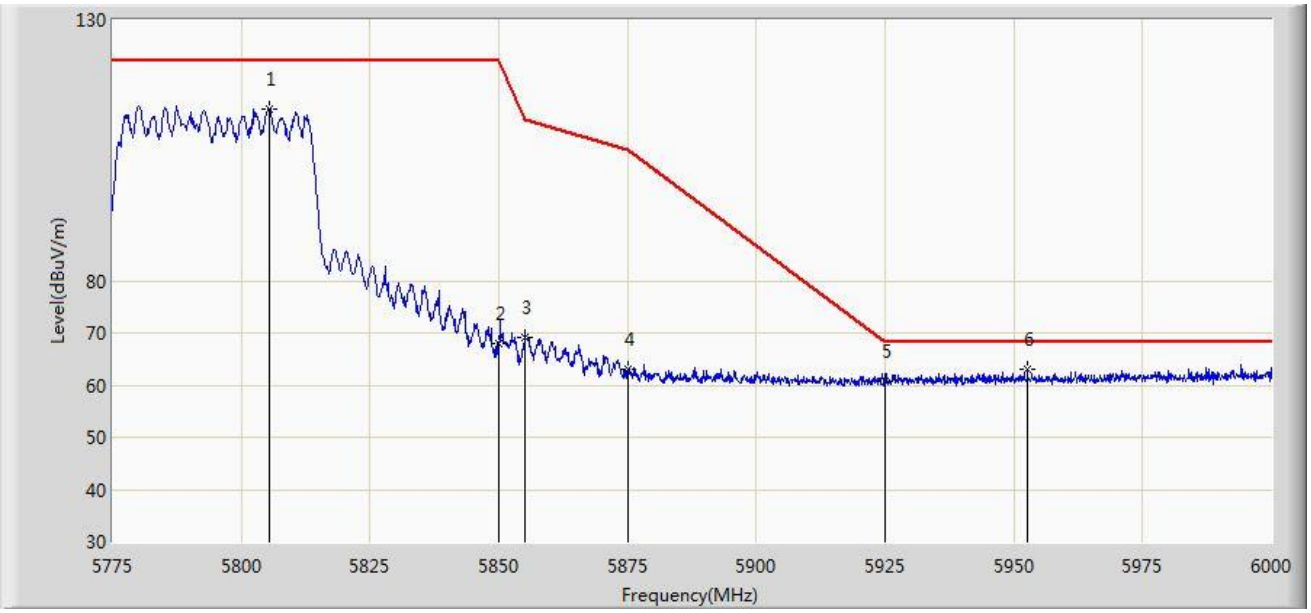

No	Flag	Mark	Frequency (MHz)	Measure Level (dBuV/m)	Reading Level (dBuV)	Margin (dB)	Limit (dBuV/m)	Factor (dB)	Type
1			5805.375	112.789	107.446	N/A	N/A	5.343	PK
2			5850.000	68.076	62.562	-54.124	122.200	5.514	PK
3			5855.000	69.119	63.586	-41.681	110.800	5.533	PK
4			5875.000	62.980	57.370	-42.220	105.200	5.610	PK
5			5925.000	60.796	54.994	-7.404	68.200	5.802	PK
6		*	5952.638	63.020	57.112	-5.180	68.200	5.909	PK

Note: Measure Level (dBμV/m) = Reading Level (dBμV) + Factor (dB)

Factor (dB) = Cable Loss (dB) + Antenna Factor (dB/m)

Site: AC1	Time: 2019/06/27 - 06:20
Limit: FCC_Part15.209_RE(3m)	Engineer: Kevin Ker
Probe: BBHA 9120D_1-18GHz	Polarity: Horizontal
EUT: ACCESS POINT	Power: AC 120V/60Hz
Test Mode: Transmit by 802.11ax-HE80 at channel 5210MHz Ant 0 + 1	

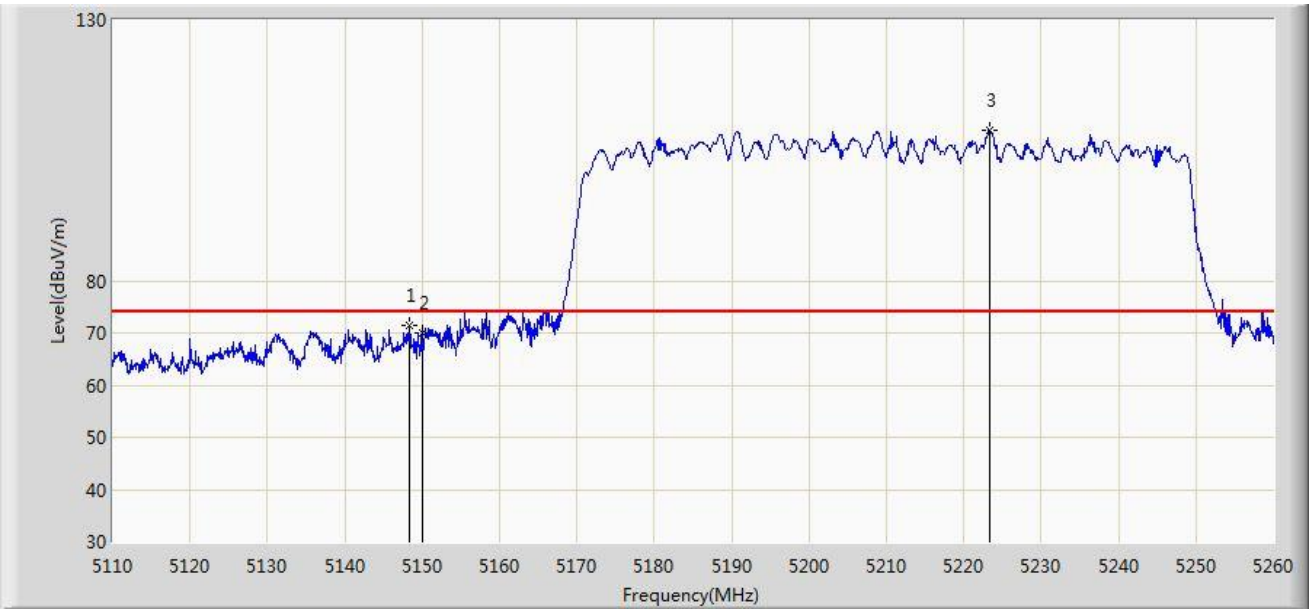

No	Flag	Mark	Frequency (MHz)	Measure Level (dBuV/m)	Reading Level (dBuV)	Margin (dB)	Limit (dBuV/m)	Factor (dB)	Type
1			5148.325	71.490	67.616	-2.510	74.000	3.874	PK
2			5150.000	69.984	66.108	-4.016	74.000	3.876	PK
3		*	5223.325	108.754	104.816	N/A	N/A	3.938	PK

Note: Measure Level (dBµV/m) = Reading Level (dBµV) + Factor (dB)

Factor (dB) = Cable Loss (dB) + Antenna Factor (dB/m)

Site: AC1	Time: 2019/06/27 - 06:22
Limit: FCC_Part15.209_RE(3m)	Engineer: Kevin Ker
Probe: BBHA 9120D_1-18GHz	Polarity: Horizontal
EUT: ACCESS POINT	Power: AC 120V/60Hz
Test Mode: Transmit by 802.11ax-HE80 at channel 5210MHz Ant 0 + 1	

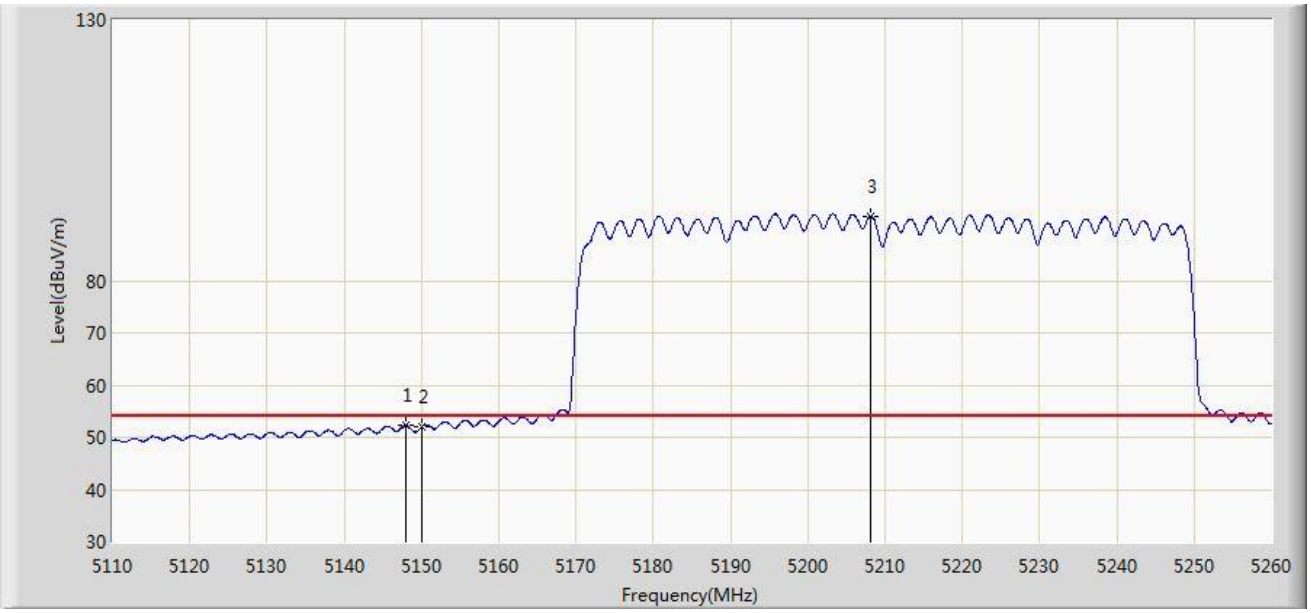

No	Flag	Mark	Frequency (MHz)	Measure Level (dBuV/m)	Reading Level (dBuV)	Margin (dB)	Limit (dBuV/m)	Factor (dB)	Type
1			5147.950	52.284	48.410	-1.716	54.000	3.874	AV
2			5150.000	51.956	48.080	-2.044	54.000	3.876	AV
3		*	5208.100	92.324	88.399	N/A	N/A	3.925	AV

Note: Measure Level (dBμV/m) = Reading Level (dBμV) + Factor (dB)

Factor (dB) = Cable Loss (dB) + Antenna Factor (dB/m)

Site: AC1	Time: 2019/06/27 - 06:15
Limit: FCC_Part15.209_RE(3m)	Engineer: Kevin Ker
Probe: BBHA 9120D_1-18GHz	Polarity: Vertical
EUT: ACCESS POINT	Power: AC 120V/60Hz
Test Mode: Transmit by 802.11ax-HE80 at channel 5210MHz Ant 0 + 1	

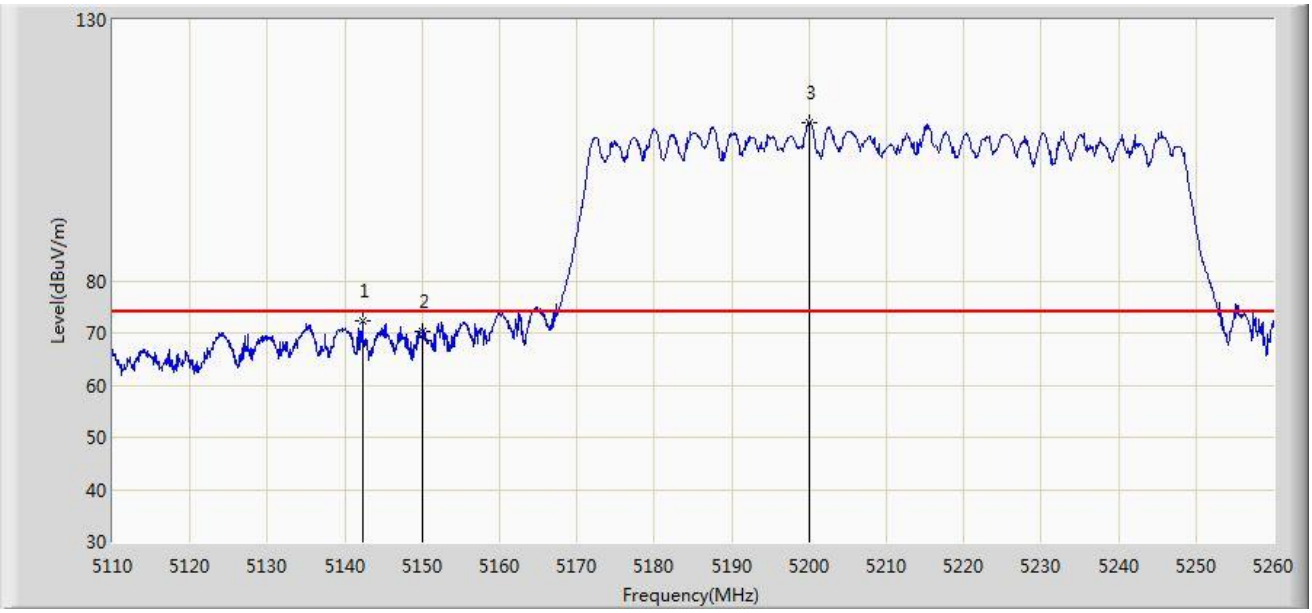

No	Flag	Mark	Frequency (MHz)	Measure Level (dBuV/m)	Reading Level (dBuV)	Margin (dB)	Limit (dBuV/m)	Factor (dB)	Type
1			5142.250	72.283	68.414	-1.717	74.000	3.869	PK
2			5150.000	70.207	66.331	-3.793	74.000	3.876	PK
3		*	5200.075	110.294	106.376	N/A	N/A	3.918	PK

Note: Measure Level (dBμV/m) = Reading Level (dBμV) + Factor (dB)

Factor (dB) = Cable Loss (dB) + Antenna Factor (dB/m)

Site: AC1	Time: 2019/06/27 - 06:20
Limit: FCC_Part15.209_RE(3m)	Engineer: Kevin Ker
Probe: BBHA 9120D_1-18GHz	Polarity: Vertical
EUT: ACCESS POINT	Power: AC 120V/60Hz
Test Mode: Transmit by 802.11ax-HE80 at channel 5210MHz Ant 0 + 1	

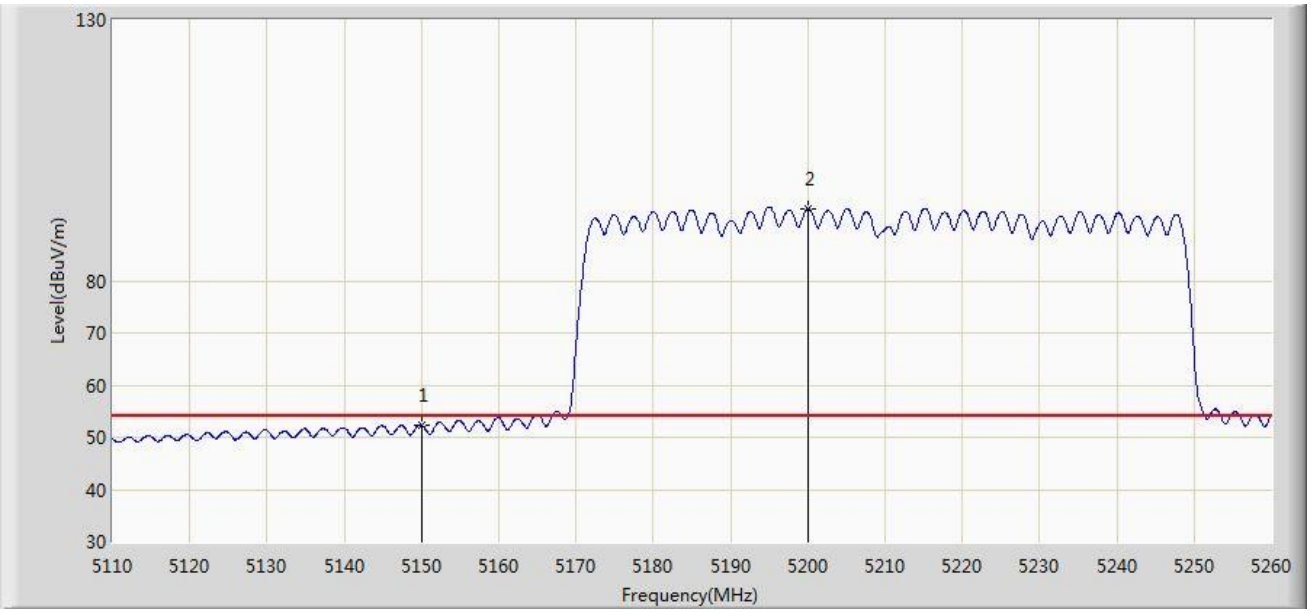

No	Flag	Mark	Frequency (MHz)	Measure Level (dBuV/m)	Reading Level (dBuV)	Margin (dB)	Limit (dBuV/m)	Factor (dB)	Type
1			5150.000	52.401	48.525	-1.599	54.000	3.876	AV
2		*	5200.075	93.755	89.837	N/A	N/A	3.918	AV

Note: Measure Level (dBµV/m) = Reading Level (dBµV) + Factor (dB)

Factor (dB) = Cable Loss (dB) + Antenna Factor (dB/m)

Site: AC1	Time: 2019/06/27 - 06:53
Limit: FCC_Part15.407_Band Edge(3m)	Engineer: Kevin Ker
Probe: BBHA 9120D_1-18GHz	Polarity: Vertical
EUT: ACCESS POINT	Power: AC 120V/60Hz
Test Mode: Transmit by 802.11ax-HE80 at channel 5775MHz	

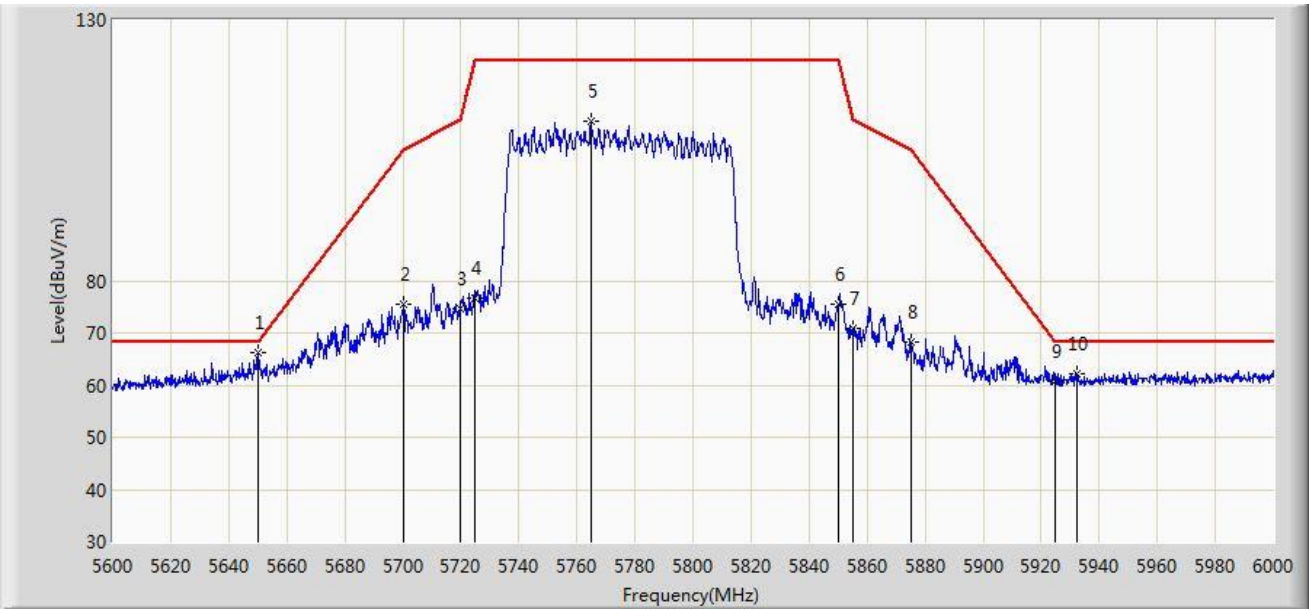

No	Flag	Mark	Frequency (MHz)	Measure Level (dBuV/m)	Reading Level (dBuV)	Margin (dB)	Limit (dBuV/m)	Factor (dB)	Type
1		*	5650.000	66.312	61.566	-1.888	68.200	4.746	PK
2			5700.000	75.550	70.612	-29.650	105.200	4.938	PK
3			5720.000	74.591	69.576	-36.209	110.800	5.015	PK
4			5725.000	76.780	71.746	-45.420	122.200	5.034	PK
5			5764.800	110.520	105.333	N/A	N/A	5.187	PK
6			5850.000	75.484	69.970	-46.716	122.200	5.514	PK
7			5855.000	70.982	65.449	-39.818	110.800	5.533	PK
8			5875.000	68.358	62.748	-36.842	105.200	5.610	PK
9			5925.000	60.583	53.283	-7.617	68.200	7.299	PK
10			5932.400	62.290	56.460	-5.910	68.200	5.830	PK

Note: Measure Level (dBµV/m) = Reading Level (dBµV) + Factor (dB)

Factor (dB) = Cable Loss (dB) + Antenna Factor (dB/m)

Site: AC1	Time: 2019/06/27 - 06:50
Limit: FCC_Part15.407_Band Edge(3m)	Engineer: Kevin Ker
Probe: BBHA 9120D_1-18GHz	Polarity: Horizontal
EUT: ACCESS POINT	Power: AC 120V/60Hz
Test Mode: Transmit by 802.11ax-HE80 at channel 5775MHz	

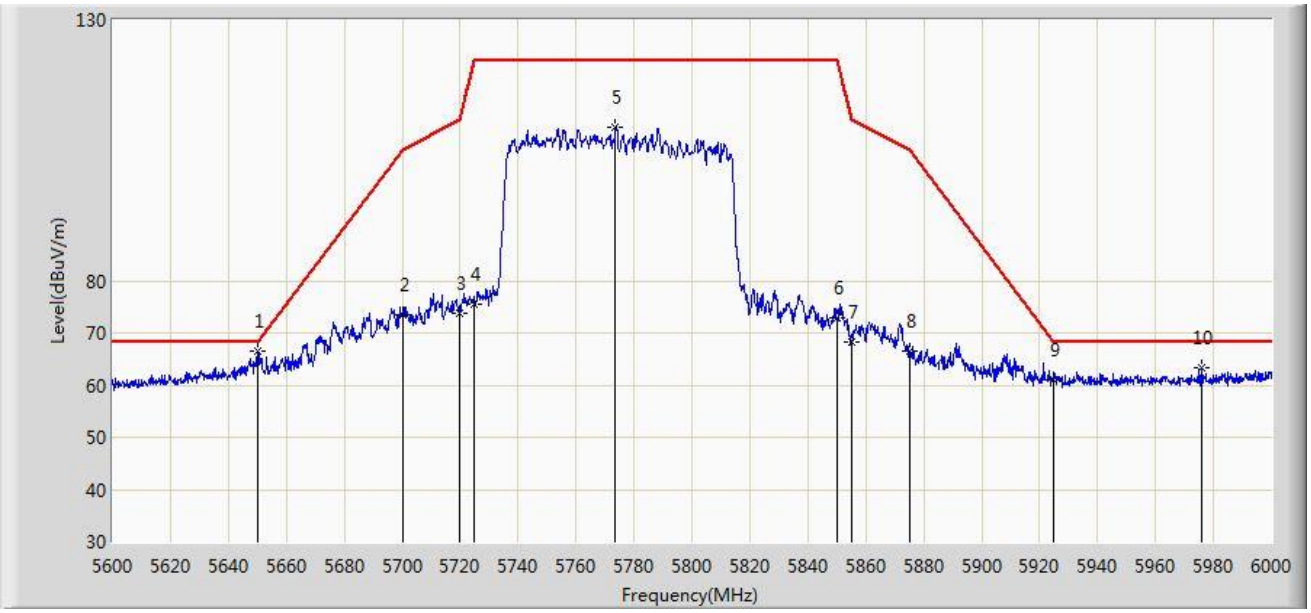

No	Flag	Mark	Frequency (MHz)	Measure Level (dBuV/m)	Reading Level (dBuV)	Margin (dB)	Limit (dBuV/m)	Factor (dB)	Type
1		*	5650.000	66.637	61.891	-1.563	68.200	4.746	PK
2			5700.000	73.569	68.631	-31.631	105.200	4.938	PK
3			5720.000	73.737	68.722	-37.063	110.800	5.015	PK
4			5725.000	75.507	70.473	-46.693	122.200	5.034	PK
5			5773.600	109.542	104.321	N/A	N/A	5.221	PK
6			5850.000	72.877	67.363	-49.323	122.200	5.514	PK
7			5855.000	68.351	62.818	-42.449	110.800	5.533	PK
8			5875.000	66.649	61.039	-38.551	105.200	5.610	PK
9			5925.000	60.936	55.134	-7.264	68.200	5.802	PK
10			5975.800	63.308	57.311	-4.892	68.200	5.998	PK

Note: Measure Level (dBµV/m) = Reading Level (dBµV) + Factor (dB)

Factor (dB) = Cable Loss (dB) + Antenna Factor (dB/m)

7.10. AC Conducted Emissions Measurement

7.10.1. Test Limit

FCC Part 15.207 Limits		
Frequency (MHz)	QP (dBμV)	AV (dBμV)
0.15 - 0.50	66 - 56	56 - 46
0.50 - 5.0	56	46
5.0 - 30	60	50

Note 1: The lower limit shall apply at the transition frequencies.

Note 2: The limit decreases linearly with the logarithm of the frequency in the range 0.15MHz to 0.5MHz.

7.10.2. Test Procedure

The EUT was setup according to ANSI C63.4, 2009 and tested according to KDB 789033 for compliance to FCC 47CFR 15.247 requirements.The EUT was placed on a platform of nominal size, 1 m by 1.5 m, raised 80 cm above the conducting ground plane. The vertical conducting plane was located 40 cm to the rear of the EUT. All other surfaces of EUT were at least 80 cm from any other grounded conducting surface. The EUT and simulators are connected to the main power through a line impedance stabilization network (LISN). The LISN provides a 50 ohm /50uH coupling impedance for the measuring equipment. The peripheral devices are also connected to the main power through a LISN. (Please refer to the block diagram of the test setup and photographs)Each current-carrying conductor of the EUT power cord, except the ground (safety) conductor, was individually connected through a LISN to the input power source.

The excess length of the power cord between the EUT and the LISN receptacle were folded back and forth at the center of the lead to form a bundle not exceeding 40 cm in length.

Conducted emissions were investigated over the frequency range from 0.15MHz to 30MHz using a receiver bandwidth of 9kHz.

7.10.3. Test Setup

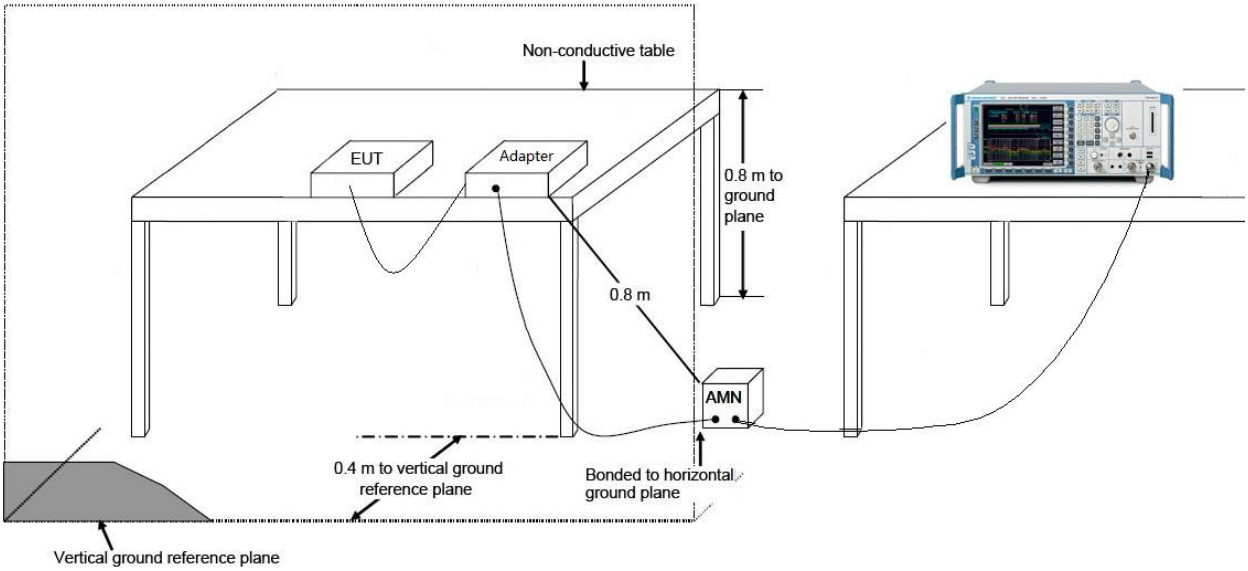

7.10.4.Test Result

For APIN0504:

Site: SR2	Time: 2019/07/10 - 13:27
Limit: FCC_Part15.207_CE	Engineer: Kevin Ker
Probe: ENV216_101683_Filter On	Polarity: Line
EUT: ACCESS POINT	Power: AC 120V/60Hz
Test Mode: Mode 1	

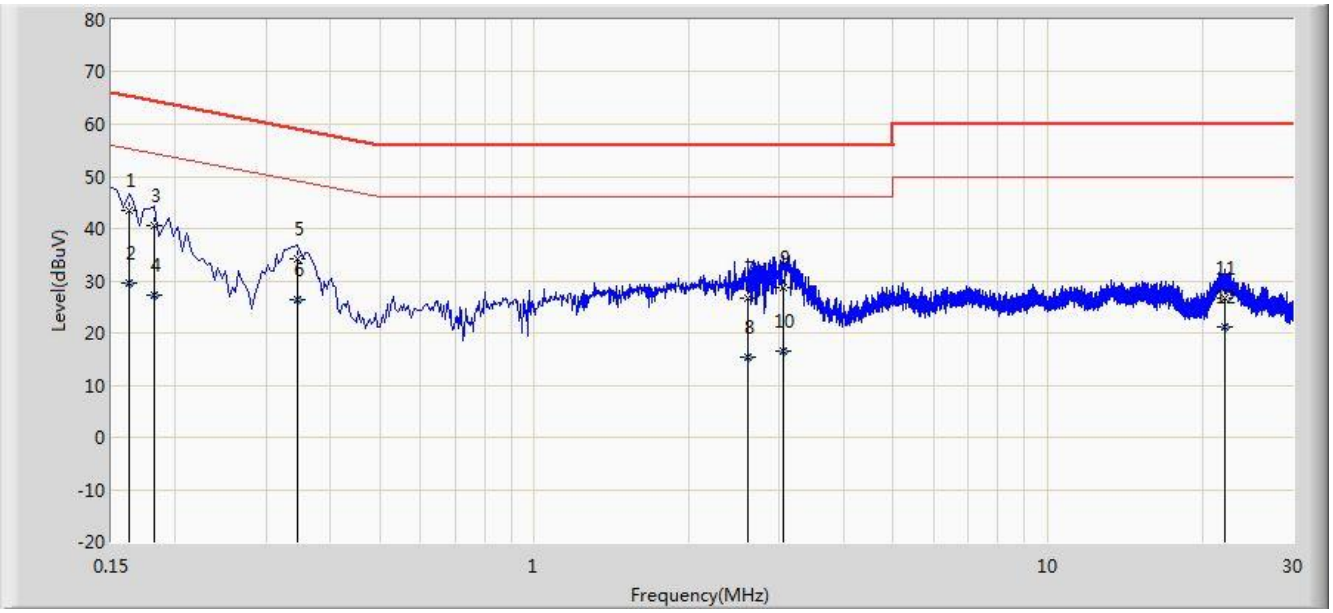

No	Flag	Mark	Frequency (MHz)	Measure Level (dBuV)	Reading Level (dBuV)	Margin (dB)	Limit (dBuV)	Factor (dB)	Type
1		*	0.162	43.543	33.446	-21.818	65.361	10.097	QP
2			0.162	29.499	19.402	-25.862	55.361	10.097	AV
3			0.182	40.523	30.475	-23.870	64.394	10.048	QP
4			0.182	27.171	17.123	-27.223	54.394	10.048	AV
5			0.346	34.211	24.170	-24.847	59.058	10.041	QP
6			0.346	26.508	16.467	-22.550	49.058	10.041	AV
7			2.606	26.525	16.672	-29.475	56.000	9.853	QP
8			2.606	15.231	5.378	-30.769	46.000	9.853	AV
9			3.058	28.831	18.970	-27.169	56.000	9.861	QP
10			3.058	16.631	6.770	-29.369	46.000	9.861	AV
11			22.106	26.625	16.463	-33.375	60.000	10.162	QP
12			22.106	21.298	11.136	-28.702	50.000	10.162	AV

Note: Measure Level (dBμV) = Reading Level (dBμV) + Factor (dB)

Factor (dB) = Cable Loss (dB) + LISN Factor (dB)

Site: SR2	Time: 2019/07/10 - 13:35
Limit: FCC_Part15.207_CE	Engineer: Kevin Ker
Probe: ENV216_101683_Filter On	Polarity: Neutral
EUT: ACCESS POINT	Power: AC 120V/60Hz
Test Mode: Mode 1	

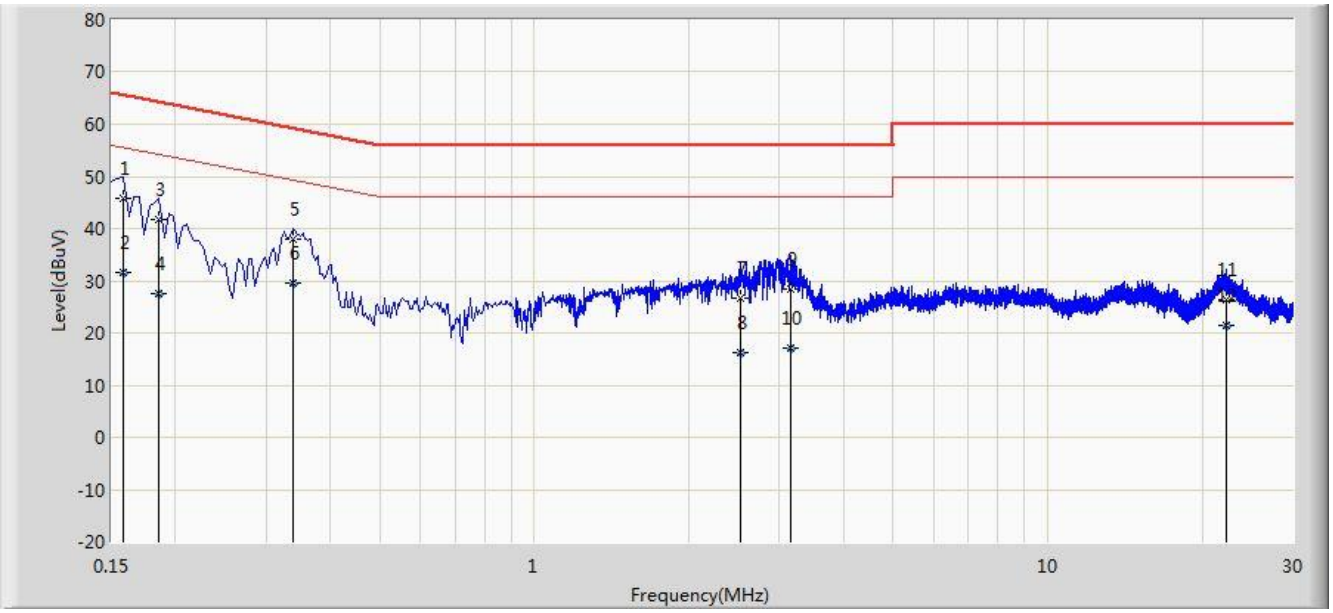

No	Flag	Mark	Frequency (MHz)	Measure Level (dBuV)	Reading Level (dBuV)	Margin (dB)	Limit (dBuV)	Factor (dB)	Type
1		*	0.158	45.770	35.481	-19.798	65.568	10.290	QP
2			0.158	31.459	21.169	-24.110	55.568	10.290	AV
3			0.186	41.605	31.570	-22.608	64.213	10.035	QP
4			0.186	27.549	17.514	-26.665	54.213	10.035	AV
5			0.338	38.038	27.972	-21.214	59.252	10.066	QP
6			0.338	29.430	19.364	-19.822	49.252	10.066	AV
7			2.526	26.681	16.821	-29.319	56.000	9.860	QP
8			2.526	16.206	6.346	-29.794	46.000	9.860	AV
9			3.162	28.450	18.587	-27.550	56.000	9.863	QP
10			3.162	17.141	7.278	-28.859	46.000	9.863	AV
11			22.242	26.506	16.287	-33.494	60.000	10.218	QP
12			22.242	21.373	11.155	-28.627	50.000	10.218	AV

Note: Measure Level (dBμV) = Reading Level (dBμV) + Factor (dB)

Factor (dB) = Cable Loss (dB) + LISN Factor (dB)

For APIN0505:

Site: SR2	Time: 2019/07/10 - 13:39
Limit: FCC_Part15.207_CE	Engineer: Kevin Ker
Probe: ENV216_101683_Filter On	Polarity: Line
EUT: ACCESS POINT	Power: AC 120V/60Hz
Test Mode: Mode 1	

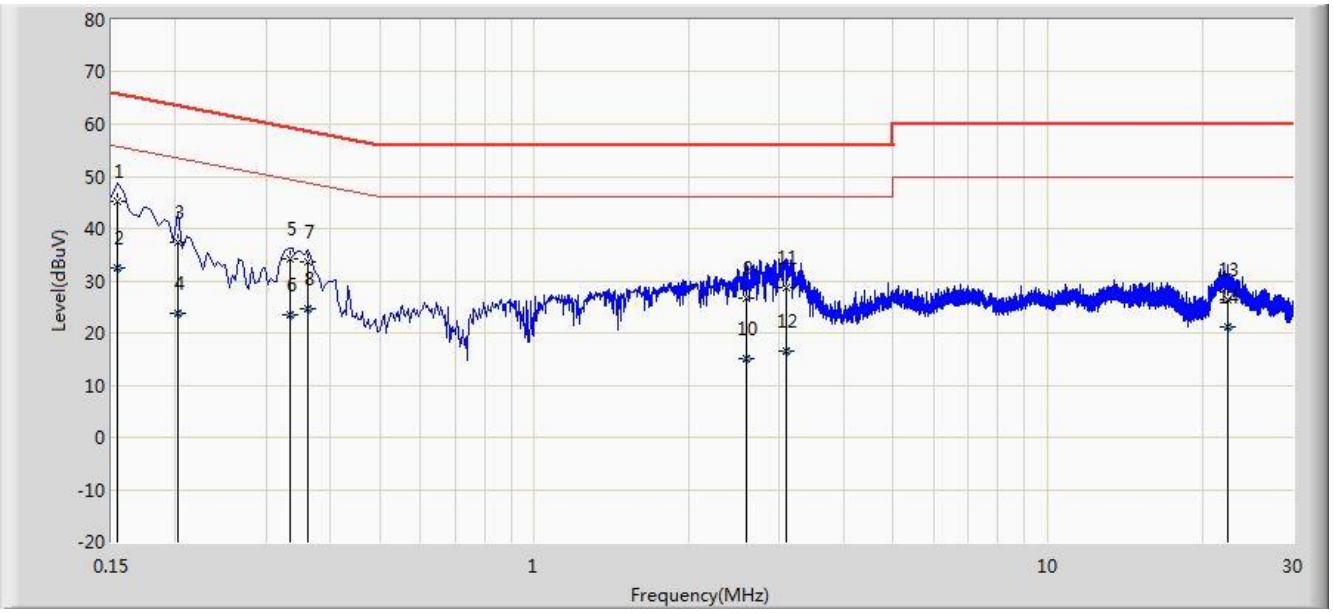

No	Flag	Mark	Frequency (MHz)	Measure Level (dBuV)	Reading Level (dBuV)	Margin (dB)	Limit (dBuV)	Factor (dB)	Type
1		*	0.154	45.287	34.548	-20.494	65.781	10.740	QP
2			0.154	32.447	21.707	-23.335	55.781	10.740	AV
3			0.202	37.252	27.259	-26.276	63.528	9.993	QP
4			0.202	23.637	13.645	-29.891	53.528	9.993	AV
5			0.334	34.262	24.231	-25.089	59.351	10.031	QP
6			0.334	23.414	13.383	-25.937	49.351	10.031	AV
7			0.362	33.720	23.666	-24.962	58.682	10.055	QP
8			0.362	24.666	14.611	-24.017	48.682	10.055	AV
9			2.586	26.668	16.815	-29.332	56.000	9.853	QP
10			2.586	15.216	5.363	-30.784	46.000	9.853	AV
11			3.094	28.696	18.837	-27.304	56.000	9.859	QP
12			3.094	16.594	6.735	-29.406	46.000	9.859	AV

Note: Measure Level (dBμV) = Reading Level (dBμV) + Factor (dB)

Factor (dB) = Cable Loss (dB) + LISN Factor (dB)

Site: SR2	Time: 2019/07/10 - 13:44
Limit: FCC_Part15.207_CE	Engineer: Kevin Ker
Probe: ENV216_101683_Filter On	Polarity: Neutral
EUT: ACCESS POINT	Power: AC 120V/60Hz
Test Mode: Mode 1	

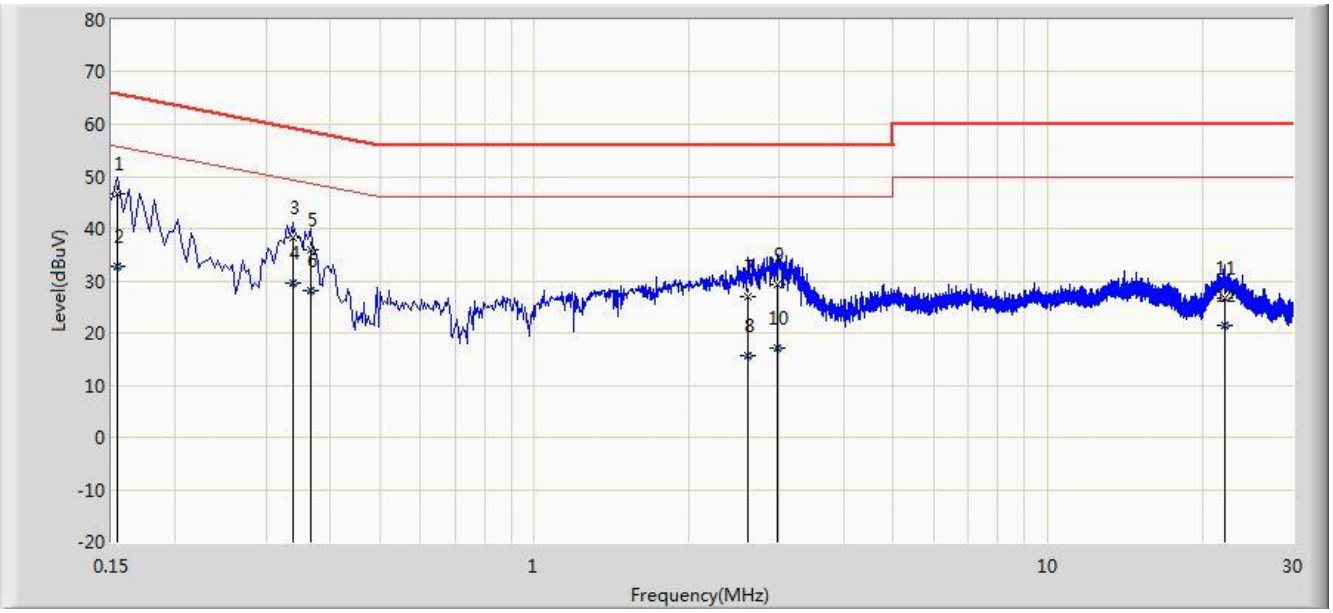

No	Flag	Mark	Frequency (MHz)	Measure Level (dBuV)	Reading Level (dBuV)	Margin (dB)	Limit (dBuV)	Factor (dB)	Type
1		*	0.154	46.593	35.877	-19.188	65.781	10.716	QP
2			0.154	32.818	22.102	-22.964	55.781	10.716	AV
3			0.338	38.150	28.084	-21.102	59.252	10.066	QP
4			0.338	29.547	19.481	-19.705	49.252	10.066	AV
5			0.366	35.826	25.739	-22.765	58.591	10.087	QP
6			0.366	28.125	18.038	-20.466	48.591	10.087	AV
7			2.606	26.816	16.959	-29.184	56.000	9.857	QP
8			2.606	15.741	5.884	-30.259	46.000	9.857	AV
9			2.982	29.327	19.461	-26.673	56.000	9.866	QP
10			2.982	17.032	7.166	-28.968	46.000	9.866	AV
11			22.186	26.669	16.449	-33.331	60.000	10.219	QP
12			22.186	21.431	11.211	-28.569	50.000	10.219	AV

Note: Measure Level (dBμV) = Reading Level (dBμV) + Factor (dB)

Factor (dB) = Cable Loss (dB) + LISN Factor (dB)

8. CONCLUSION

The data collected relate only the item(s) tested and show that the unit is in compliance with Part 15E of the FCC Rules.

The End

Appendix A - Test Setup Photograph

Refer to “1906TW0102-UT” file.

Appendix B - EUT Photograph

Refer to “1906TW0102-UE” file.