Test Site	WZ-SR5	Test Engineer	Lynn Yang
Test Date	2023-07-11	Filter Configuration	Filter 6#

Test Mode	Data Rate / Mbps	Channel No.	Frequency (MHz)	Limit (dBc)	Result
BLE	1	39	2480	20	Pass
BLE	2	39	2480	20	Pass

BLE-1Mbps Out-of-Band Emissions

Channel 39 (2480MHz)

100kHz PSD Reference Level

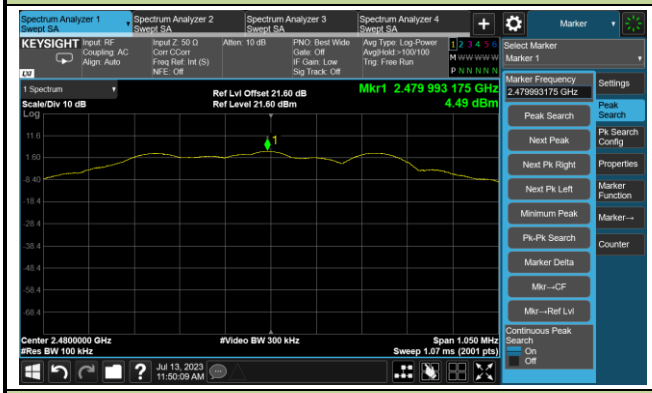

High Band Edge

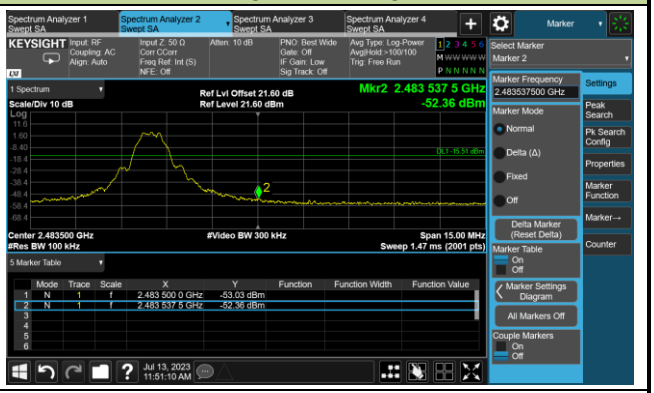

Spurious Emission 30MHz ~ 25GHz

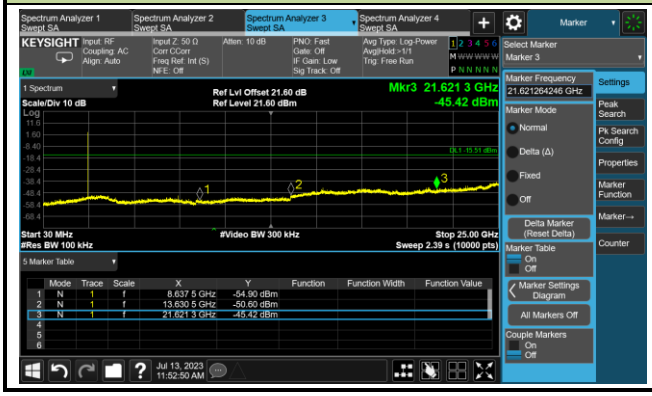

BLE-2Mbps Out-of-Band Emissions	
Channel 39 (2480MHz)	
100kHz PSD Reference Level	High Band Edge
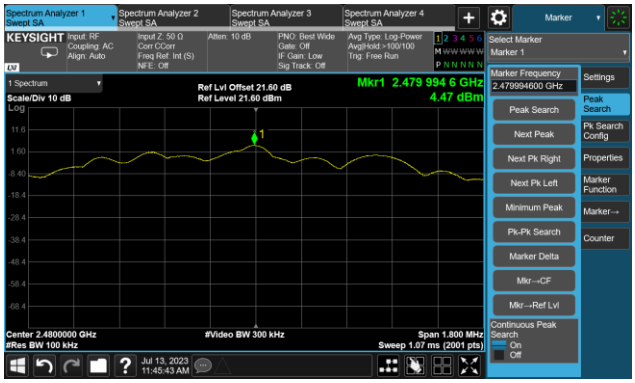	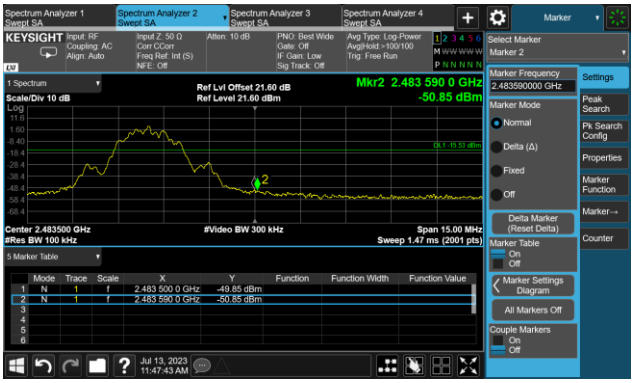
Spurious Emission 30MHz ~ 25GHz	

A.6 Radiated Spurious Emission Test Result

Test Site	WZ-AC2	Test Engineer	Edith Yu
Test Date	2023-07-14	Test Mode:	BLE-1Mbps
Filter Configuration	Filter 4#		
Remark	1. Average measurement was not performed if peak level lower than average limit. 2. Other frequency was 20dB below limit line within 1-18GHz, there is not show in the report.		

Test Channel	Frequency (MHz)	Reading Level (dBμV)	Factor (dB/m)	Measure Level (dBμV/m)	Limit (dBμV/m)	Margin (dB)	Detector	Polarization
00	4842.0	35.0	3.3	38.3	74.0	-35.7	Peak	Horizontal
	7434.5	32.6	11.9	44.5	74.0	-29.5	Peak	Horizontal
	11557.0	31.7	17.8	49.5	74.0	-24.5	Peak	Horizontal
	4825.0	35.6	3.3	38.9	74.0	-35.1	Peak	Vertical
	7460.0	31.8	12.2	44.0	74.0	-30.0	Peak	Vertical
	11667.5	31.5	17.5	49.0	74.0	-25.0	Peak	Vertical
19	4850.5	35.8	3.3	39.1	74.0	-34.9	Peak	Horizontal
	7477.0	32.2	12.1	44.3	74.0	-29.7	Peak	Horizontal
	11523.0	32.8	17.1	49.9	74.0	-24.1	Peak	Horizontal
	4850.5	35.8	3.3	39.1	74.0	-34.9	Peak	Vertical
	7477.0	32.2	12.1	44.3	74.0	-29.7	Peak	Vertical
	11523.0	32.8	17.1	49.9	74.0	-24.1	Peak	Vertical
39	4901.5	36.3	3.1	39.4	74.0	-34.6	Peak	Horizontal
	7596.0	32.4	11.3	43.7	74.0	-30.3	Peak	Horizontal
	11642.0	30.8	17.9	48.7	74.0	-25.3	Peak	Horizontal
	4816.5	35.1	3.3	38.4	74.0	-35.6	Peak	Vertical
	7613.0	32.6	11.7	44.3	74.0	-29.7	Peak	Vertical
	11548.5	32.3	17.7	50.0	74.0	-24.0	Peak	Vertical

Note: Measure Level (dBμV/m) = Reading Level (dBμV) + Factor (dB/m)

Factor (dB/m) = Cable Loss (dB) + Antenna Factor (dB/m) - Pre_Amplifier Gain (dB)

Test Site	WZ-AC2	Test Engineer	Edith Yu
Test Date	2023-07-14	Test Mode:	BLE-2Mbps
Filter Configuration	Filter 4#		
Remark	1. Average measurement was not performed if peak level lower than average limit. 2. Other frequency was 20dB below limit line within 1-18GHz, there is not show in the report.		

Test Channel	Frequency (MHz)	Reading Level (dBμV)	Factor (dB/m)	Measure Level (dBμV/m)	Limit (dBμV/m)	Margin (dB)	Detector	Polarization
00	4833.5	36.0	3.3	39.3	74.0	-34.7	Peak	Horizontal
	7570.5	32.8	11.6	44.4	74.0	-29.6	Peak	Horizontal
	11557.0	32.0	17.8	49.8	74.0	-24.2	Peak	Horizontal
	4842.0	35.6	3.3	38.9	74.0	-35.1	Peak	Vertical
	7732.0	33.3	11.0	44.3	74.0	-29.7	Peak	Vertical
	11557.0	31.7	17.8	49.5	74.0	-24.5	Peak	Vertical
19	5063.0	34.6	3.5	38.1	74.0	-35.9	Peak	Horizontal
	8106.0	33.5	12.0	45.5	74.0	-28.5	Peak	Horizontal
	11174.5	31.9	16.9	48.8	74.0	-25.2	Peak	Horizontal
	4833.5	35.1	3.3	38.4	74.0	-35.6	Peak	Vertical
	7545.0	32.4	11.9	44.3	74.0	-29.7	Peak	Vertical
	11565.5	31.9	17.7	49.6	74.0	-24.4	Peak	Vertical
39	4663.5	34.4	3.6	38.0	74.0	-36.0	Peak	Horizontal
	7655.5	32.8	11.2	44.0	74.0	-30.0	Peak	Horizontal
	11667.5	32.1	17.5	49.6	74.0	-24.4	Peak	Horizontal
	4689.0	34.1	3.8	37.9	74.0	-36.1	Peak	Vertical
	7477.0	31.8	12.1	43.9	74.0	-30.1	Peak	Vertical
	12313.5	31.5	17.4	48.9	74.0	-25.1	Peak	Vertical

Note: Measure Level (dBμV/m) = Reading Level (dBμV) + Factor (dB/m)

Factor (dB/m) = Cable Loss (dB) + Antenna Factor (dB/m) - Pre_Amplifier Gain (dB)

Test Site	WZ-AC1	Test Engineer	Carl Jiang
Test Date	2023-08-23	Test Mode:	BLE-1Mbps
Filter Configuration	Filter 5#		
Remark	1. Average measurement was not performed if peak level lower than average limit. 2. Other frequency was 20dB below limit line within 1-18GHz, there is not show in the report.		

Test Channel	Frequency (MHz)	Reading Level (dBμV)	Factor (dB/m)	Measure Level (dBμV/m)	Limit (dBμV/m)	Margin (dB)	Detector	Polarization
00	8454.5	35.7	9.2	44.9	74.0	-29.1	Peak	Horizontal
	11081.0	34.8	14.0	48.8	74.0	-25.2	Peak	Horizontal
	12143.5	35.5	12.5	48.0	74.0	-26.0	Peak	Horizontal
	8276.0	35.5	8.5	44.0	74.0	-30.0	Peak	Vertical
	11429.5	35.5	13.6	49.1	74.0	-24.9	Peak	Vertical
	12152.0	35.6	12.5	48.1	74.0	-25.9	Peak	Vertical
Note: Measure Level (dBμV/m) = Reading Level (dBμV) + Factor (dB/m) Factor (dB/m) = Cable Loss (dB) + Antenna Factor (dB/m) - Pre_Amplifier Gain (dB)								

Test Site	WZ-AC1	Test Engineer	Carl Jiang
Test Date	2023-08-23	Test Mode:	BLE-2Mbps
Filter Configuration	Filter 5#		
Remark	1. Average measurement was not performed if peak level lower than average limit. 2. Other frequency was 20dB below limit line within 1-18GHz, there is not show in the report.		

Test Channel	Frequency (MHz)	Reading Level (dBμV)	Factor (dB/m)	Measure Level (dBμV/m)	Limit (dBμV/m)	Margin (dB)	Detector	Polarization
00	8165.5	36.2	9.2	45.4	74.0	-28.6	Peak	Horizontal
	11183.0	35.7	13.5	49.2	74.0	-24.8	Peak	Horizontal
	11990.5	35.3	12.4	47.7	74.0	-26.3	Peak	Horizontal
	8276.0	35.7	8.5	44.2	74.0	-29.8	Peak	Vertical
	11497.5	35.5	13.7	49.2	74.0	-24.8	Peak	Vertical
	12279.5	34.7	12.4	47.1	74.0	-26.9	Peak	Vertical
Note: Measure Level (dBμV/m) = Reading Level (dBμV) + Factor (dB/m) Factor (dB/m) = Cable Loss (dB) + Antenna Factor (dB/m) - Pre_Amplifier Gain (dB)								

Test Site	WZ-AC1	Test Engineer	Carl Jiang
Test Date	2023-08-23	Test Mode:	BLE-1Mbps
Filter Configuration	Filter 6#		
Remark	1. Average measurement was not performed if peak level lower than average limit. 2. Other frequency was 20dB below limit line within 1-18GHz, there is not show in the report.		

Test Channel	Frequency (MHz)	Reading Level (dBμV)	Factor (dB/m)	Measure Level (dBμV/m)	Limit (dBμV/m)	Margin (dB)	Detector	Polarization
39	8242.0	35.6	8.8	44.4	74.0	-29.6	Peak	Horizontal
	11667.5	35.9	12.8	48.7	74.0	-25.3	Peak	Horizontal
	12441.0	36.2	12.1	48.3	74.0	-25.7	Peak	Horizontal
	8463.0	35.2	9.3	44.5	74.0	-29.5	Peak	Vertical
	11446.5	35.5	13.6	49.1	74.0	-24.9	Peak	Vertical
	12118.0	35.5	12.5	48.0	74.0	-26.0	Peak	Vertical
Note: Measure Level (dBμV/m) = Reading Level (dBμV) + Factor (dB/m) Factor (dB/m) = Cable Loss (dB) + Antenna Factor (dB/m) - Pre_Amplifier Gain (dB)								

Test Site	WZ-AC1	Test Engineer	Carl Jiang
Test Date	2023-08-23	Test Mode:	BLE-2Mbps
Filter Configuration	Filter 6#		
Remark	1. Average measurement was not performed if peak level lower than average limit. 2. Other frequency was 20dB below limit line within 1-18GHz, there is not show in the report.		

Test Channel	Frequency (MHz)	Reading Level (dBμV)	Factor (dB/m)	Measure Level (dBμV/m)	Limit (dBμV/m)	Margin (dB)	Detector	Polarization
39	7443.0	37.5	8.6	46.1	74.0	-27.9	Peak	Horizontal
	11463.5	36.0	13.5	49.5	74.0	-24.5	Peak	Horizontal
	12364.5	36.0	12.3	48.3	74.0	-25.7	Peak	Horizontal
	8029.5	36.8	9.2	46.0	74.0	-28.0	Peak	Vertical
	11098.0	36.1	13.9	50.0	74.0	-24.0	Peak	Vertical
	11778.0	36.8	12.4	49.2	74.0	-24.8	Peak	Vertical
Note: Measure Level (dBμV/m) = Reading Level (dBμV) + Factor (dB/m) Factor (dB/m) = Cable Loss (dB) + Antenna Factor (dB/m) - Pre_Amplifier Gain (dB)								

The Result of Radiated Emission below 1GHz:

Site: WZ-AC1	Test Date: 2023-08-23
Limit: FCC_Part 15.209_RSE(3m)	Engineer: Carl Jiang
Probe: FMZB1519_0.009-30MHz	Polarity: Coaxial
EUT: ACCESS POINT	Power: AC 120V/60Hz
Test Mode: Transmit by BLE 2M at 2402MHz	

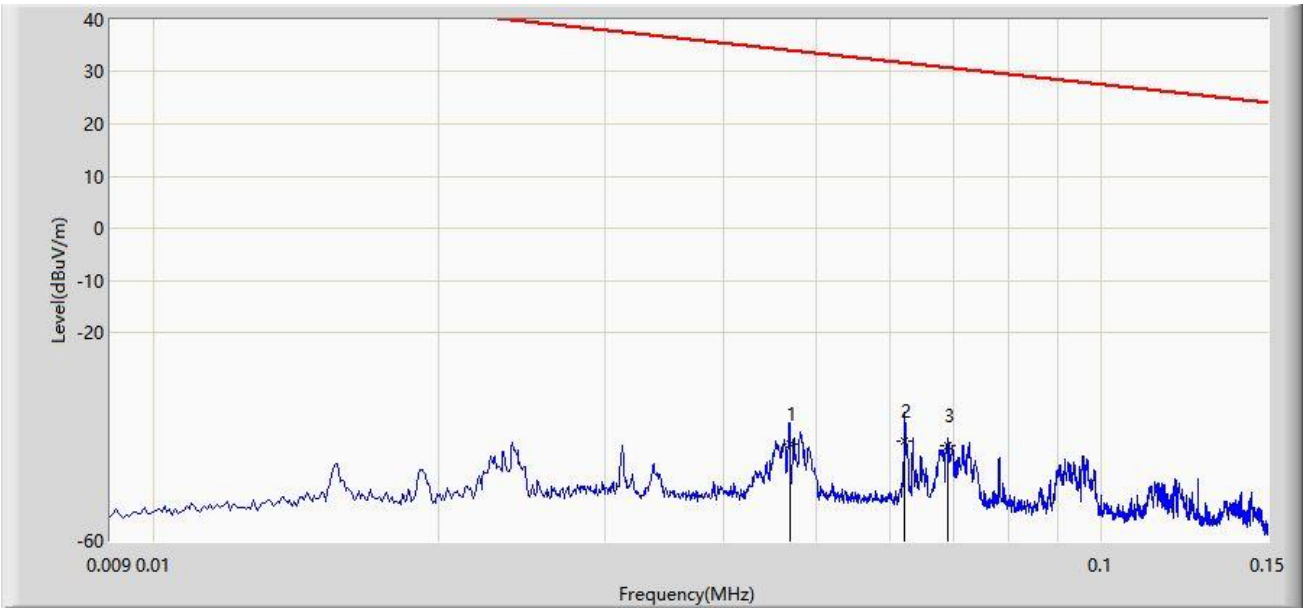

No	Mark	Frequency (MHz)	Measure Level (dBμV/m)	Reading Level (dBμV)	Margin (dB)	Limit (dBμV/m)	Factor (dB/m)	Type
1		0.047	-41.497	24.895	-75.648	34.151	-62.325	PK
2	*	0.062	-40.730	26.994	-72.476	31.746	-62.475	PK
3		0.069	-41.784	22.002	-72.602	30.818	-62.545	PK

Note 1: " * ", means this data is the worst emission level.

Note 2: Measure Level (dBμV/m) = Reading Level (dBμV) + Factor (dB/m).

Note 3: Factor (dB/m) = Cable Loss (dB) + Antenna Factor (dB/m).

Note 4: Quasi-Peak measurement was not performed when peak measure level was lower than the quasi-peak limit.

Site: WZ-AC1	Test Date: 2023-08-23
Limit: FCC_Part 15.209_RSE(3m)	Engineer: Carl Jiang
Probe: FMZB1519_0.009-30MHz	Polarity: Coaxial
EUT: ACCESS POINT	Power: AC 120V/60Hz
Test Mode: Transmit by BLE 2M at 2402MHz	

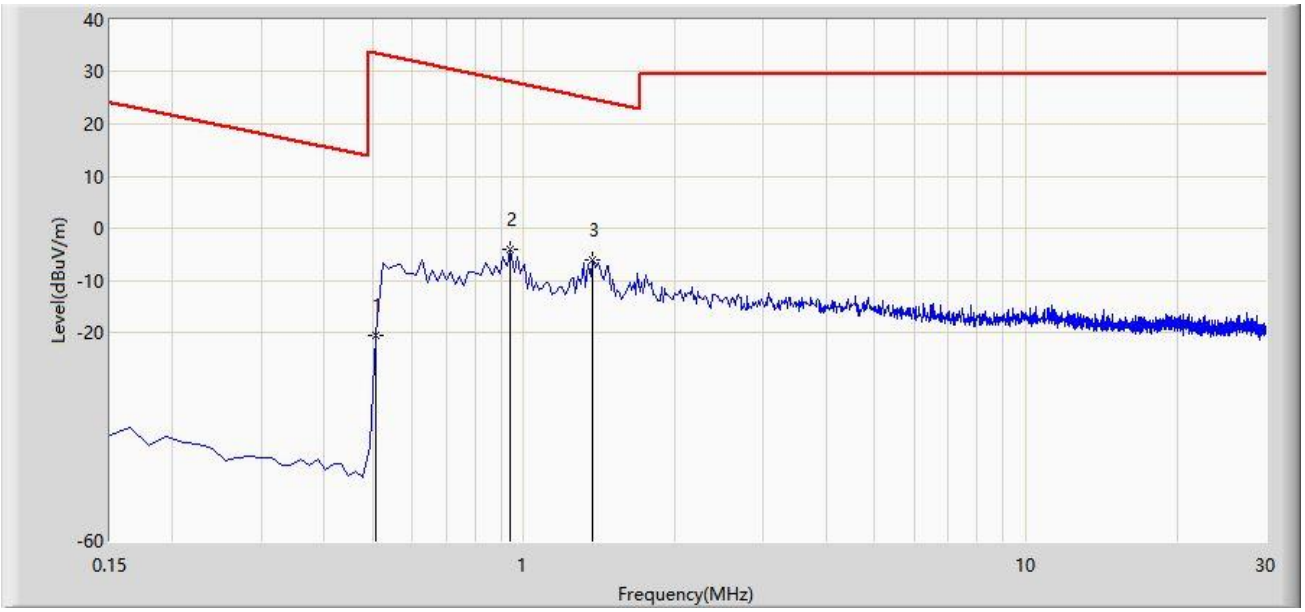

No	Mark	Frequency (MHz)	Measure Level (dBμV/m)	Reading Level (dBμV)	Margin (dB)	Limit (dBμV/m)	Factor (dB/m)	Type
1		0.508	-20.658	16.235	-54.146	33.488	-36.873	PK
2		0.941	-4.065	18.243	-32.213	28.148	-22.303	PK
3	*	1.374	-5.996	16.353	-30.865	24.869	-22.333	PK

Note 1: " * ", means this data is the worst emission level.

Note 2: Measure Level (dBμV/m) = Reading Level (dBμV) + Factor (dB/m).

Note 3: Factor (dB/m) = Cable Loss (dB) + Antenna Factor (dB/m).

Note 4: Quasi-Peak measurement was not performed when peak measure level was lower than the quasi-peak limit.

Site: WZ-AC1	Test Date: 2023-08-23
Limit: FCC_Part 15.209_RSE(3m)	Engineer: Carl Jiang
Probe: FMZB1519_0.009-30MHz	Polarity: Coplanar
EUT: ACCESS POINT	Power: AC 120V/60Hz
Test Mode: Transmit by BLE 2M at 2402MHz	

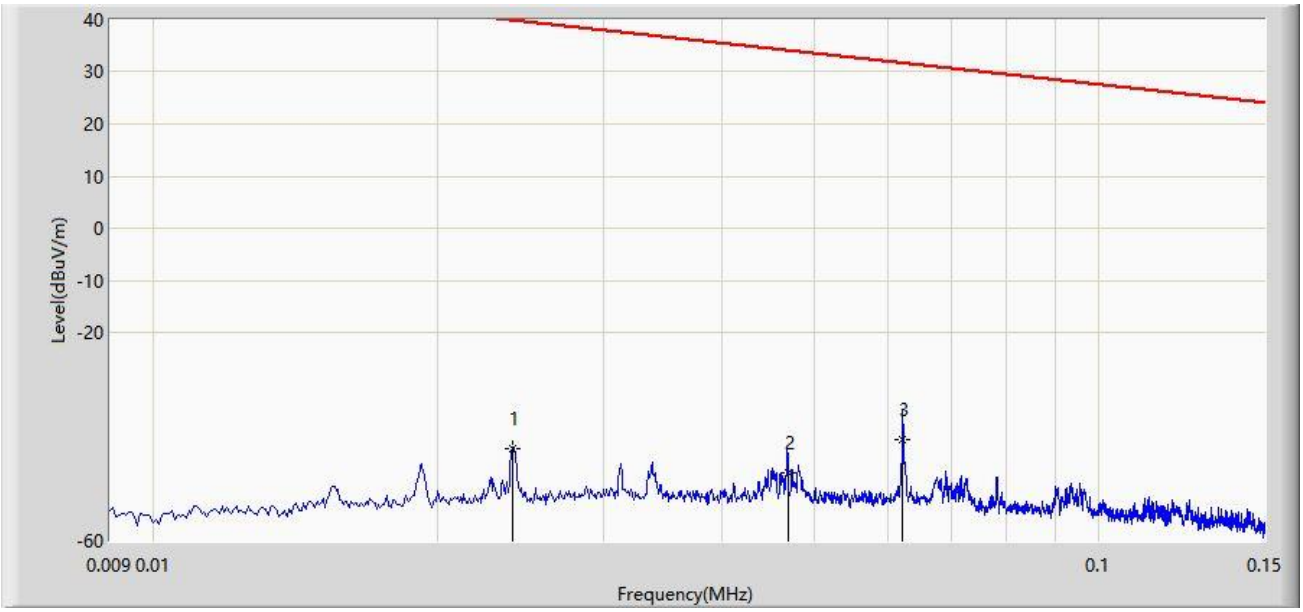

No	Mark	Frequency (MHz)	Measure Level (dBμV/m)	Reading Level (dBμV)	Margin (dB)	Limit (dBμV/m)	Factor (dB/m)	Type
1		0.024	-42.290	18.488	-82.275	39.985	-60.476	PK
2		0.047	-46.963	19.660	-81.114	34.151	-62.325	PK
3	*	0.062	-40.473	27.298	-72.219	31.746	-62.475	PK

Note 1: " * ", means this data is the worst emission level.

Note 2: Measure Level (dBμV/m) = Reading Level (dBμV) + Factor (dB/m).

Note 3: Factor (dB/m) = Cable Loss (dB) + Antenna Factor (dB/m).

Note 4: Quasi-Peak measurement was not performed when peak measure level was lower than the quasi-peak limit.

Site: WZ-AC1	Test Date: 2023-08-23
Limit: FCC_Part 15.209_RSE(3m)	Engineer: Carl Jiang
Probe: FMZB1519_0.009-30MHz	Polarity: Coplanar
EUT: ACCESS POINT	Power: AC 120V/60Hz
Test Mode: Transmit by BLE 2M at 2402MHz	

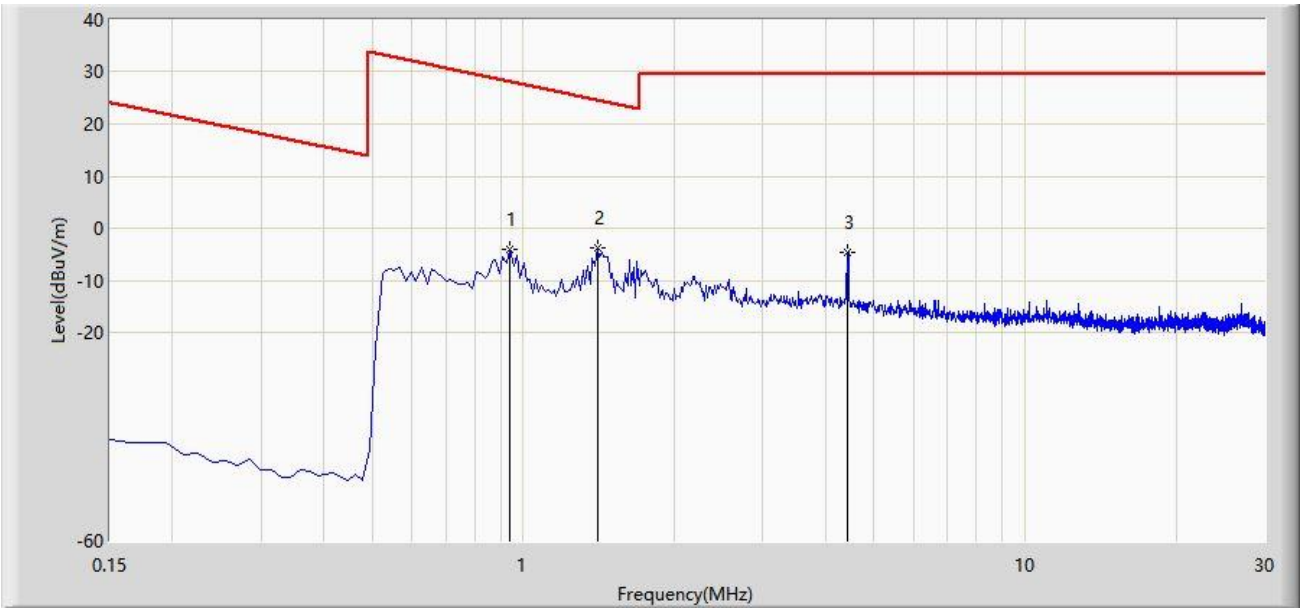

No	Mark	Frequency (MHz)	Measure Level (dBμV/m)	Reading Level (dBμV)	Margin (dB)	Limit (dBμV/m)	Factor (dB/m)	Type
1		0.941	-4.073	18.234	-32.221	28.148	-22.303	PK
2	*	1.404	-3.745	18.627	-28.427	24.682	-22.335	PK
3		4.433	-4.686	17.610	-34.186	29.500	-22.285	PK

Note 1: " * ", means this data is the worst emission level.

Note 2: Measure Level (dBμV/m) = Reading Level (dBμV) + Factor (dB/m).

Note 3: Factor (dB/m) = Cable Loss (dB) + Antenna Factor (dB/m).

Note 4: Quasi-Peak measurement was not performed when peak measure level was lower than the quasi-peak limit.

Site: WZ-AC1	Test Date: 2023-08-22
Limit: FCC_Part 15.209_RSE(3m)	Engineer: Carl Jiang
Probe: VULB 9168_25-2000MHz	Polarity: Horizontal
EUT: ACCESS POINT	Power: AC 120V/60Hz
Test Mode: Transmit by BLE 2M at 2402MHz	

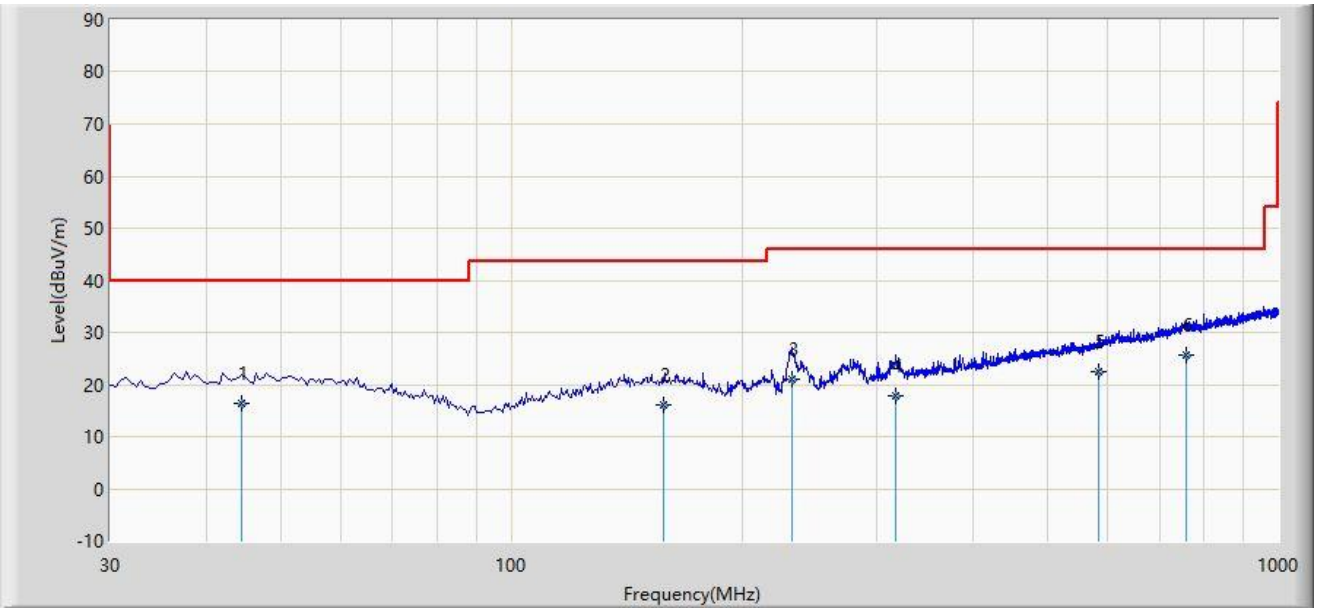

No	Mark	Frequency (MHz)	Measure Level (dBμV/m)	Reading Level (dBμV)	Margin (dB)	Limit (dBμV/m)	Factor (dB/m)	Type
1		44.530	16.306	-2.120	-23.694	40.000	18.426	QP
2		158.230	16.133	-2.150	-27.367	43.500	18.283	QP
3		232.560	21.065	5.690	-24.935	46.000	15.375	QP
4		317.520	17.922	-1.200	-28.078	46.000	19.122	QP
5		583.230	22.560	-2.360	-23.440	46.000	24.920	QP
6	*	757.690	25.592	-2.450	-20.408	46.000	28.042	QP

Note 1: " * ", means this data is the worst emission level.

Note 2: Measure Level (dBμV/m) = Reading Level (dBμV) + Factor (dB/m).

Note 3: Factor (dB/m) = Cable Loss (dB) + Antenna Factor (dB/m).

Note 4: The amplitude of radiated emissions (frequency range from 9kHz to 30MHz and 18GHz to 25GHz) is that proximity to ambient noise, which also are attenuated more than 20 dB below the permissible value. Therefore, the data is not presented in the report.

Site: WZ-AC1	Test Date: 2023-08-22
Limit: FCC_Part 15.209_RSE(3m)	Engineer: Carl Jiang
Probe: VULB 9168_25-2000MHz	Polarity: Vertical
EUT: ACCESS POINT	Power: AC 120V/60Hz
Test Mode: Transmit by BLE 2M at 2402MHz	

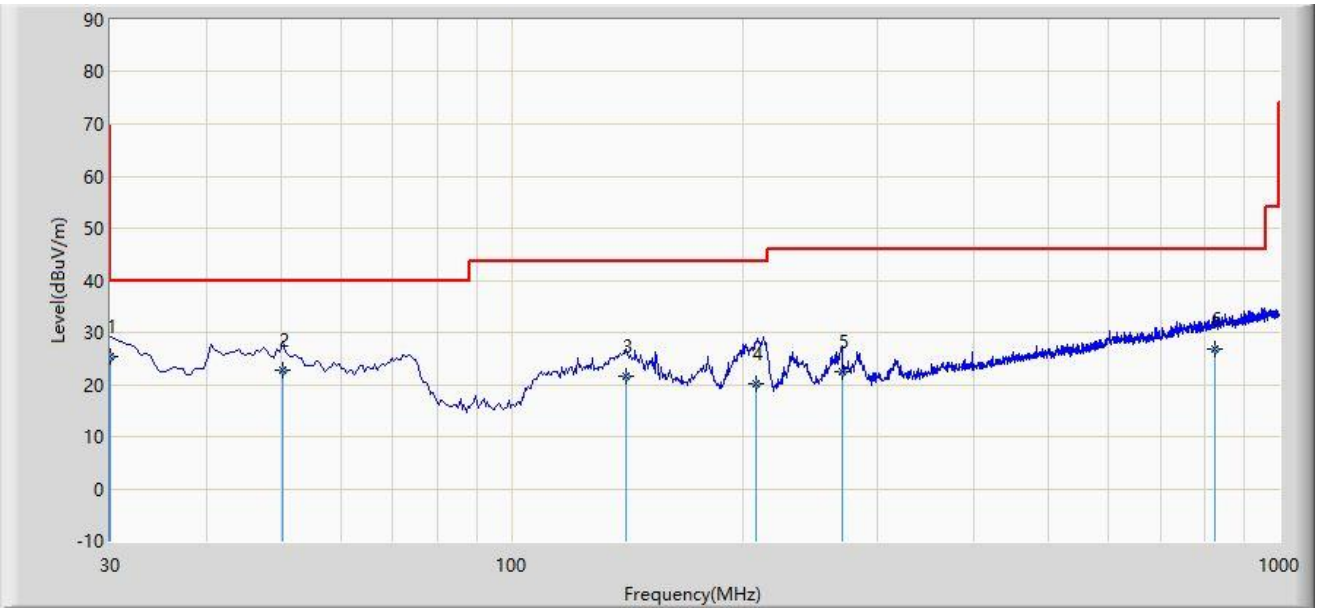

No	Mark	Frequency (MHz)	Measure Level (dBμV/m)	Reading Level (dBμV)	Margin (dB)	Limit (dBμV/m)	Factor (dB/m)	Type
1	*	30.000	25.428	7.960	-14.572	40.000	17.468	QP
2		50.270	22.704	4.120	-17.296	40.000	18.584	QP
3		141.250	21.531	3.690	-21.969	43.500	17.840	QP
4		208.590	20.166	5.290	-23.334	43.500	14.876	QP
5		269.130	22.418	4.890	-23.582	46.000	17.529	QP
6		823.590	26.684	-2.120	-19.316	46.000	28.803	QP

Note 1: " * ", means this data is the worst emission level.

Note 2: Measure Level (dBμV/m) = Reading Level (dBμV) + Factor (dB/m).

Note 3: Factor (dB/m) = Cable Loss (dB) + Antenna Factor (dB/m).

Note 4: The amplitude of radiated emissions (frequency range from 9kHz to 30MHz and 18GHz to 25GHz) is that proximity to ambient noise, which also are attenuated more than 20 dB below the permissible value. Therefore, the data is not presented in the report.

Site: WZ-AC2	Test Date: 2023-08-24
Limit: FCC_Part 15.209_RSE(3m)	Engineer: Dick Shen
Probe: BBHA9170_993_18-40GHz	Polarity: Horizontal
EUT: ACCESS POINT	Power: AC 120V/60Hz
Test Mode: Transmit by BLE 2M at 2402MHz	

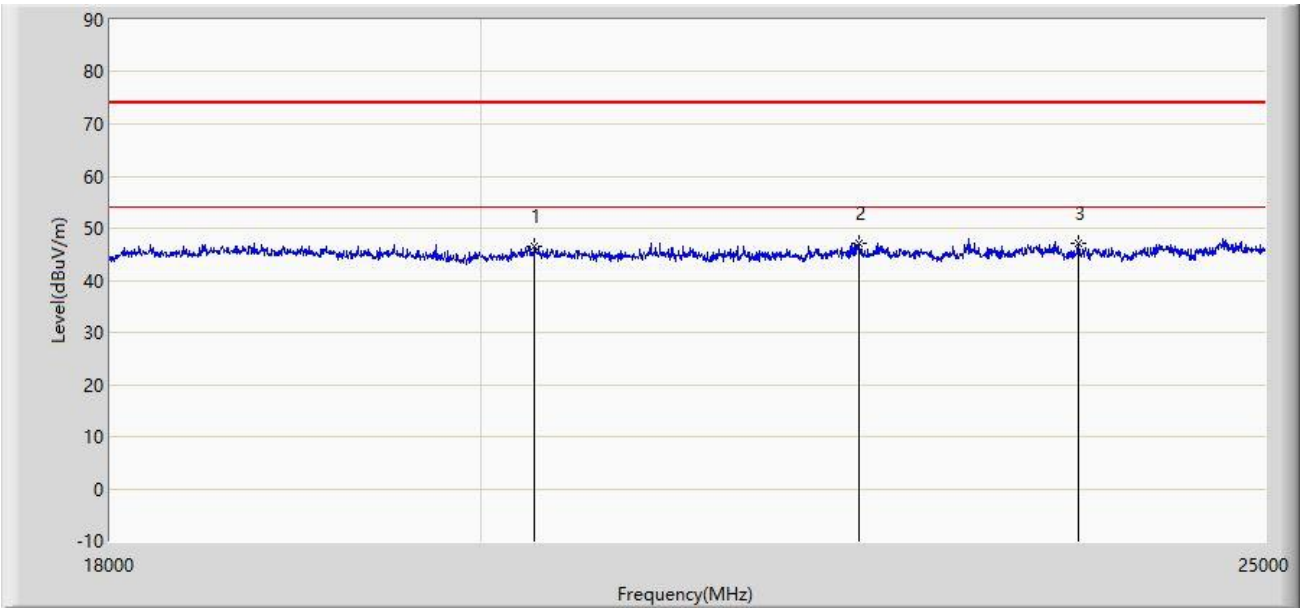

No	Mark	Frequency (MHz)	Measure Level (dBμV/m)	Reading Level (dBμV)	Margin (dB)	Limit (dBμV/m)	Factor (dB/m)	Type
1		20310.000	46.407	56.178	-27.593	74.000	-9.771	PK
2	*	22277.000	47.089	54.687	-26.911	74.000	-7.598	PK
3		23708.500	47.026	54.446	-26.974	74.000	-7.420	PK

Note 1: " * ", means this data is the worst emission level.

Note 2: Measure Level (dBμV/m) = Reading Level (dBμV) + Factor (dB/m).

Note 3: Factor (dB/m) = Cable Loss (dB) + Antenna Factor (dB/m) - Pre_Amplifier Gain (dB).

Note 4: Average measurement was not performed when peak measure level was lower than the average limit.

Site: WZ-AC2	Test Date: 2023-08-24
Limit: FCC_Part 15.209_RSE(3m)	Engineer: Dick Shen
Probe: BBHA9170_993_18-40GHz	Polarity: Vertical
EUT: ACCESS POINT	Power: AC 120V/60Hz
Test Mode: Transmit by BLE 2M at 2402MHz	

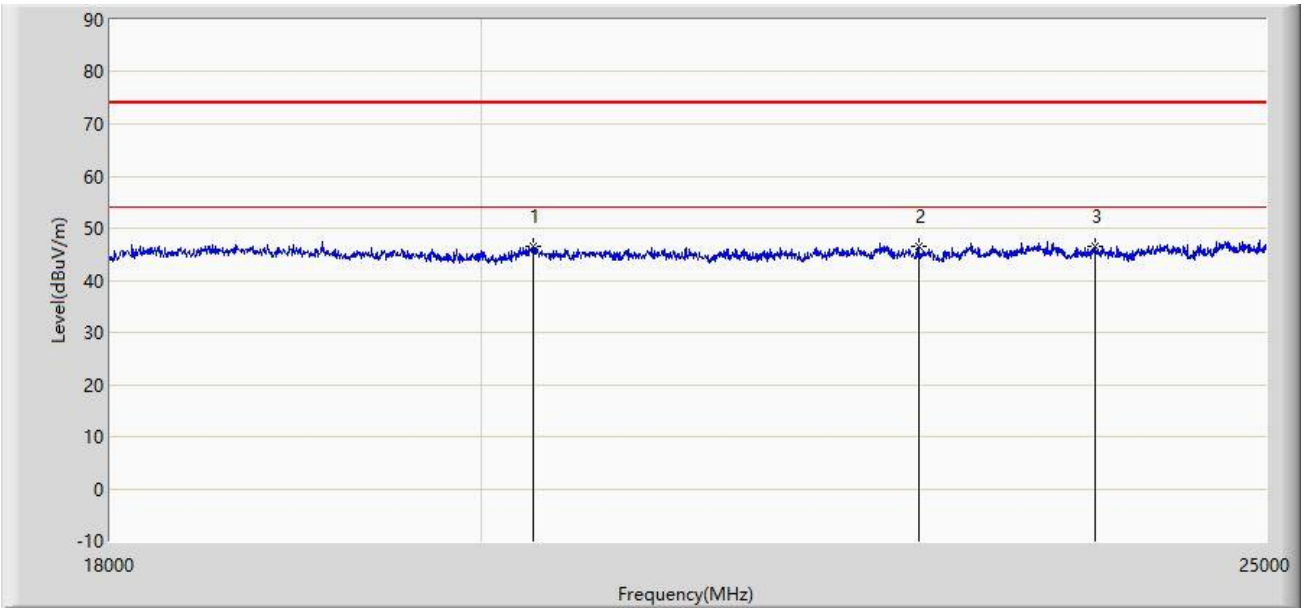

No	Mark	Frequency (MHz)	Measure Level (dBμV/m)	Reading Level (dBμV)	Margin (dB)	Limit (dBμV/m)	Factor (dB/m)	Type
1		20299.500	46.519	56.289	-27.481	74.000	-9.770	PK
2	*	22651.500	46.562	54.865	-27.438	74.000	-8.303	PK
3		23813.500	46.540	53.536	-27.460	74.000	-6.996	PK

Note 1: " * ", means this data is the worst emission level.

Note 2: Measure Level (dBμV/m) = Reading Level (dBμV) + Factor (dB/m).

Note 3: Factor (dB/m) = Cable Loss (dB) + Antenna Factor (dB/m) - Pre_Amplifier Gain (dB).

Note 4: Average measurement was not performed when peak measure level was lower than the average limit.

Site: WZ-AC1	Test Date: 2023-08-23
Limit: FCC_Part 15.209_RSE(3m)	Engineer: Carl Jiang
Probe: BBHA9120D_1167_1-18GHz	Polarity: Horizontal
EUT: ACCESS POINT	Power: AC 120V/60Hz
Test Mode: Transmit by 802.11b at 2412MHz + Transmit by 802.11ac-VHT20 at 5745MHz + Transmit by BLE at 2480MHz + Transmit by 802.11ax-HE80 at 6625MHz	

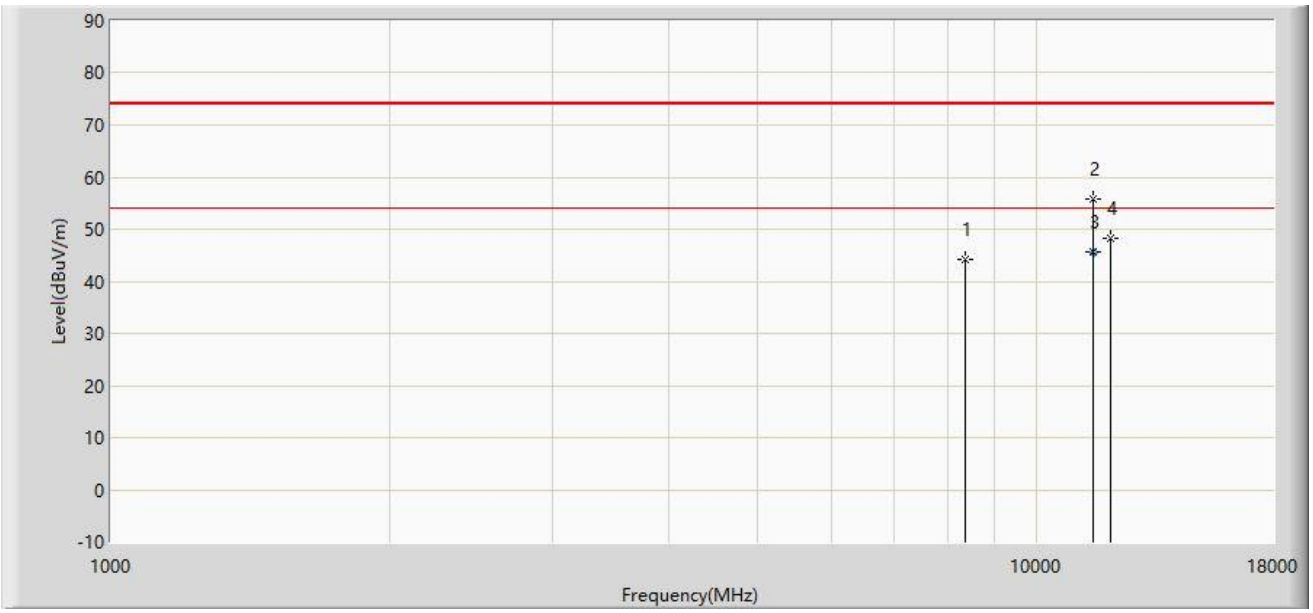

No	Mark	Frequency (MHz)	Measure Level (dBµV/m)	Reading Level (dBµV)	Margin (dB)	Limit (dBµV/m)	Factor (dB/m)	Type
1		8369.500	44.336	35.482	-29.664	74.000	8.853	PK
2		11480.500	55.813	42.238	-18.187	74.000	13.575	PK
3	*	11480.500	45.665	32.090	-8.335	54.000	13.575	AV
4		12024.500	48.135	35.661	-25.865	74.000	12.474	PK

Note 1: " * ", means this data is the worst emission level.

Note 2: Measure Level (dBµV/m) = Reading Level (dBµV) + Factor (dB/m).

Note 3: Factor (dB/m) = Cable Loss (dB) + Antenna Factor (dB/m) - Pre_Amplifier Gain (dB).

Note 4: Average measurement was not performed when peak measure level was lower than the average limit.

Site: WZ-AC1	Test Date: 2023-08-23
Limit: FCC_Part 15.209_RSE(3m)	Engineer: Carl Jiang
Probe: BBHA9120D_1167_1-18GHz	Polarity: Vertical
EUT: ACCESS POINT	Power: AC 120V/60Hz
Test Mode: Transmit by 802.11b at 2412MHz + Transmit by 802.11ac-VHT20 at 5745MHz + Transmit by BLE at 2480MHz + Transmit by 802.11ax-HE80 at 6625MHz	

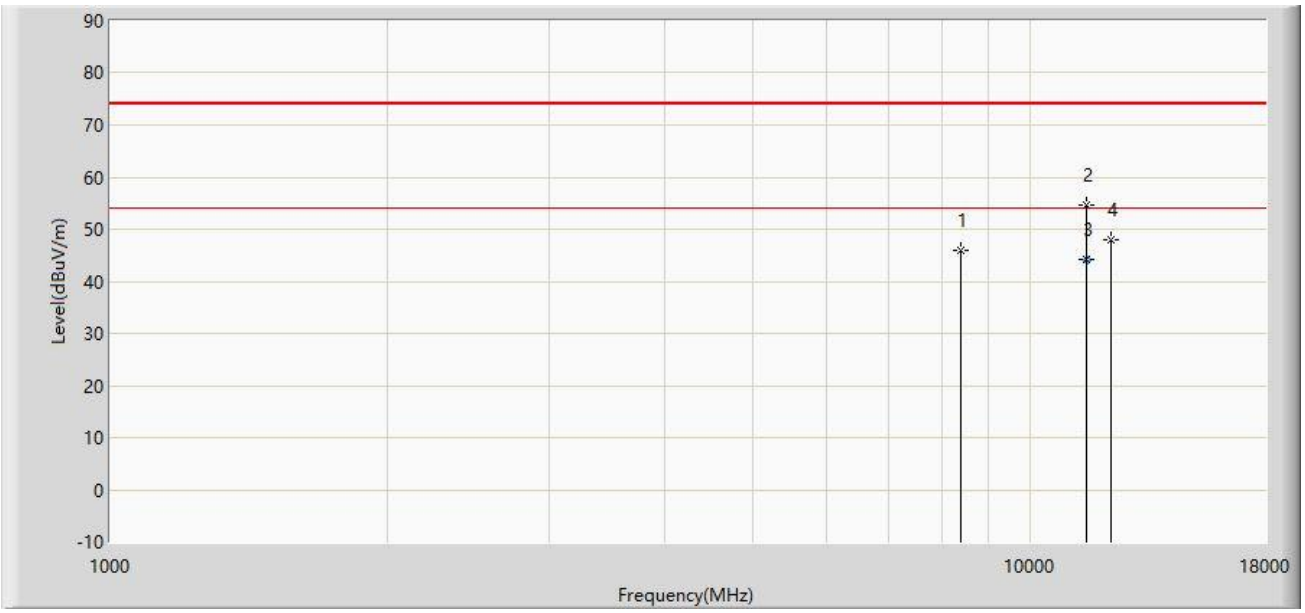

No	Mark	Frequency (MHz)	Measure Level (dBμV/m)	Reading Level (dBμV)	Margin (dB)	Limit (dBμV/m)	Factor (dB/m)	Type
1		8412.000	45.896	36.968	-28.104	74.000	8.928	PK
2		11497.500	54.580	40.852	-19.420	74.000	13.728	PK
3	*	11497.500	44.148	30.420	-9.852	54.000	13.728	AV
4		12228.500	47.930	35.470	-26.070	74.000	12.460	PK

Note 1: " * ", means this data is the worst emission level.

Note 2: Measure Level (dBμV/m) = Reading Level (dBμV) + Factor (dB/m).

Note 3: Factor (dB/m) = Cable Loss (dB) + Antenna Factor (dB/m) - Pre_Amplifier Gain (dB).

Note 4: Average measurement was not performed when peak measure level was lower than the average limit.

Site: WZ-AC1	Test Date: 2023-08-23
Limit: FCC_Part 15.209_RSE(3m)	Engineer: Carl Jiang
Probe: BBHA9120D_1167_1-18GHz	Polarity: Horizontal
EUT: ACCESS POINT	Power: AC 120V/60Hz
Test Mode: Transmit by 802.11b at 2462MHz + Transmit by 802.11ax-HE20 at 5745MHz + by Zigbee at 2405MHz + Transmit by 802.11ax-HE80 at 6625MHz	

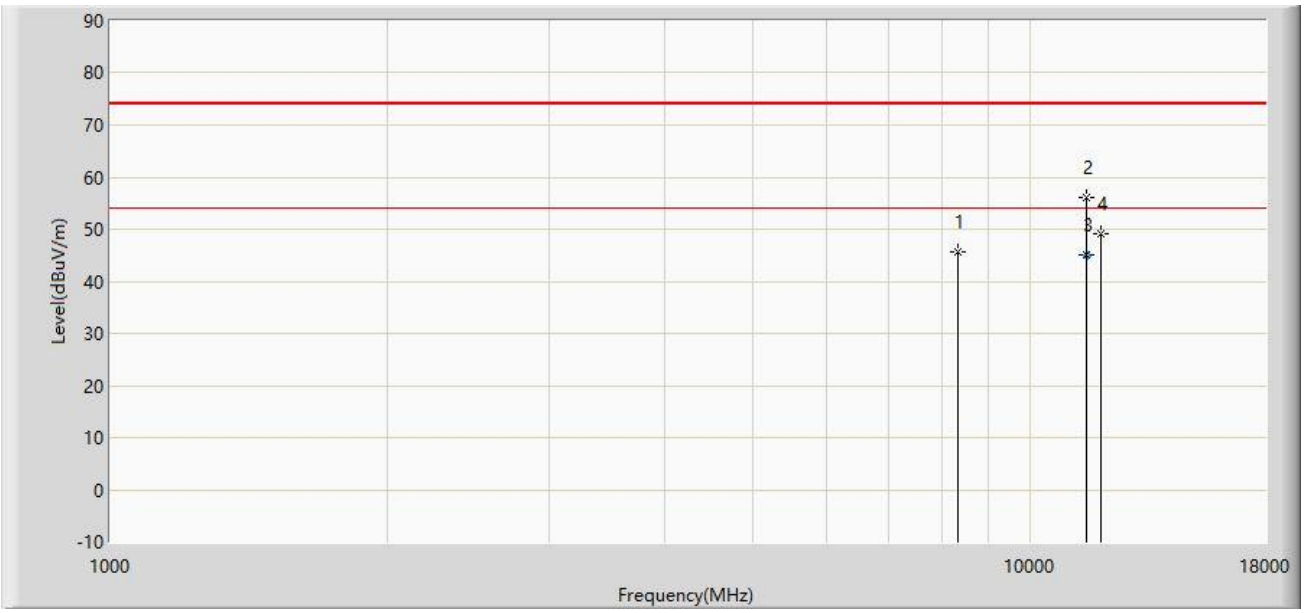

No	Mark	Frequency (MHz)	Measure Level (dBμV/m)	Reading Level (dBμV)	Margin (dB)	Limit (dBμV/m)	Factor (dB/m)	Type
1		8335.500	45.653	37.010	-28.347	74.000	8.643	PK
2		11480.500	56.039	42.464	-17.961	74.000	13.575	PK
3	*	11480.500	45.025	31.450	-8.975	54.000	13.575	AV
4		11905.500	49.202	36.871	-24.798	74.000	12.331	PK

Note 1: " * ", means this data is the worst emission level.

Note 2: Measure Level (dBμV/m) = Reading Level (dBμV) + Factor (dB/m).

Note 3: Factor (dB/m) = Cable Loss (dB) + Antenna Factor (dB/m) - Pre_Amplifier Gain (dB).

Note 4: Average measurement was not performed when peak measure level was lower than the average limit.

Site: WZ-AC1	Test Date: 2023-08-23
Limit: FCC_Part 15.209_RSE(3m)	Engineer: Carl Jiang
Probe: BBHA9120D_1167_1-18GHz	Polarity: Vertical
EUT: ACCESS POINT	Power: AC 120V/60Hz
Test Mode: Transmit by 802.11b at 2462MHz + Transmit by 802.11ax-HE20 at 5745MHz + by Zigbee at 2405MHz + Transmit by 802.11ax-HE80 at 6625MHz	

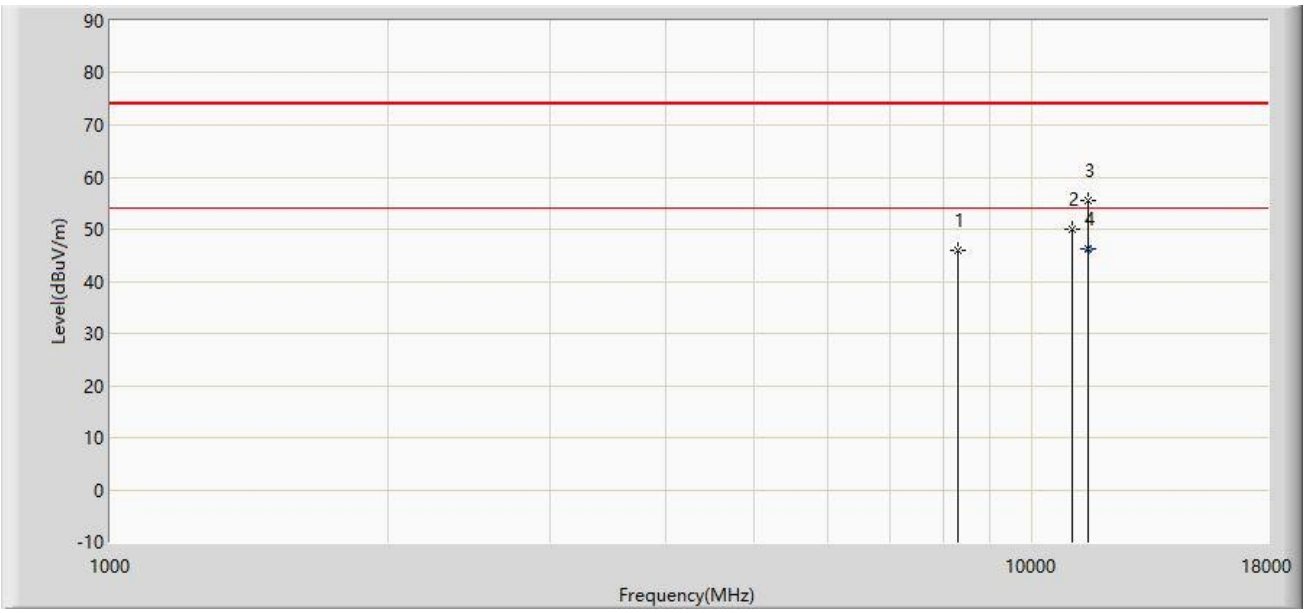

No	Mark	Frequency (MHz)	Measure Level (dBμV/m)	Reading Level (dBμV)	Margin (dB)	Limit (dBμV/m)	Factor (dB/m)	Type
1		8310.000	45.947	37.242	-28.053	74.000	8.705	PK
2		11038.500	49.858	35.728	-24.142	74.000	14.130	PK
3		11489.000	55.512	41.743	-18.488	74.000	13.769	PK
4	*	11489.000	46.339	32.570	-7.661	54.000	13.769	AV

Note 1: " * ", means this data is the worst emission level.

Note 2: Measure Level (dBμV/m) = Reading Level (dBμV) + Factor (dB/m).

Note 3: Factor (dB/m) = Cable Loss (dB) + Antenna Factor (dB/m) - Pre_Amplifier Gain (dB).

Note 4: Average measurement was not performed when peak measure level was lower than the average limit.

A.7 Radiated Restricted Band Edge Test Result

Filter Configuration 4#

Site: WZ-AC2	Test Date: 2023-07-14
Limit: FCC_2.4G_RE(3m)	Engineer: Edith Yu
Probe: BBHA9120D_1457_1-18GHz	Polarity: Horizontal
EUT: ACCESS POINT	Power: AC 120V/60Hz
Test Mode: Transmit by BLE 1M at 2402MHz	

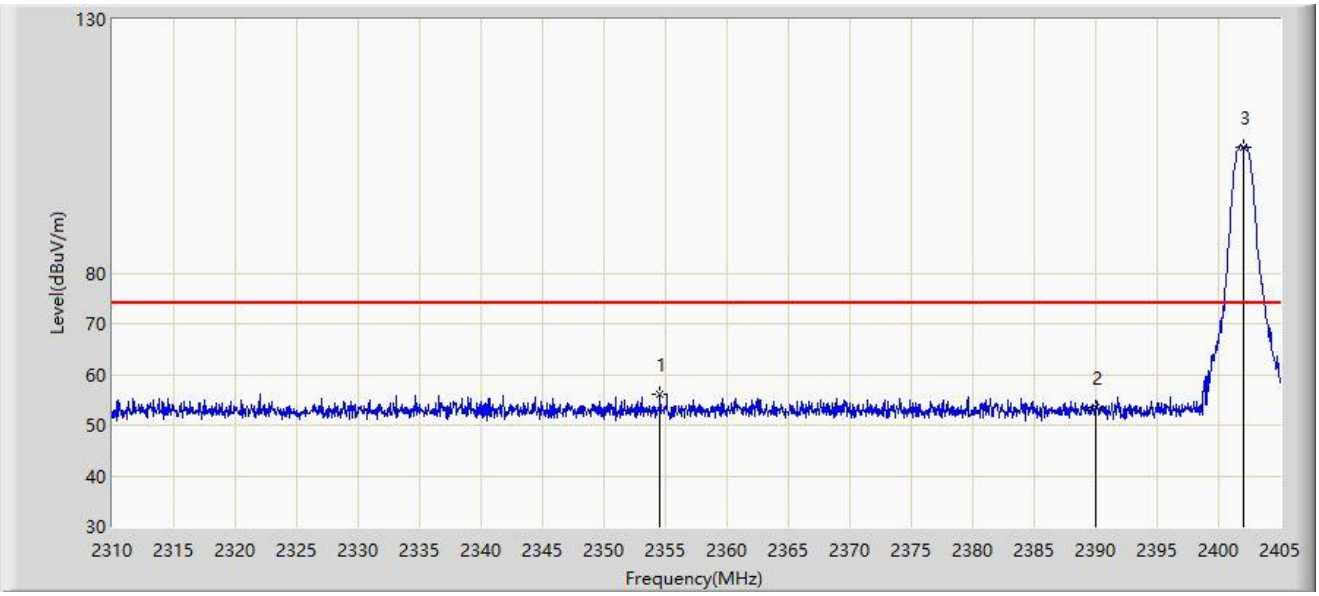

No	Mark	Frequency (MHz)	Measure Level (dBμV/m)	Reading Level (dBμV)	Margin (dB)	Limit (dBμV/m)	Factor (dB/m)	Type
1	*	2354.555	56.092	24.395	-17.908	74.000	31.698	PK
2		2390.000	53.362	21.747	-20.638	74.000	31.615	PK
3		2402.055	104.898	73.349	N/A	N/A	31.550	PK

Note 1: " * ", means this data is the worst emission level.

Note 2: Measure Level (dBμV/m) = Reading Level (dBμV) + Factor (dB/m).

Note 3: Factor (dB/m) = Cable Loss (dB) + Antenna Factor (dB/m).

Site: WZ-AC2	Test Date: 2023-07-14
Limit: FCC_2.4G_RE(3m)	Engineer: Edith Yu
Probe: BBHA9120D_1457_1-18GHz	Polarity: Horizontal
EUT: ACCESS POINT	Power: AC 120V/60Hz
Test Mode: Transmit by BLE 1M at 2402MHz	

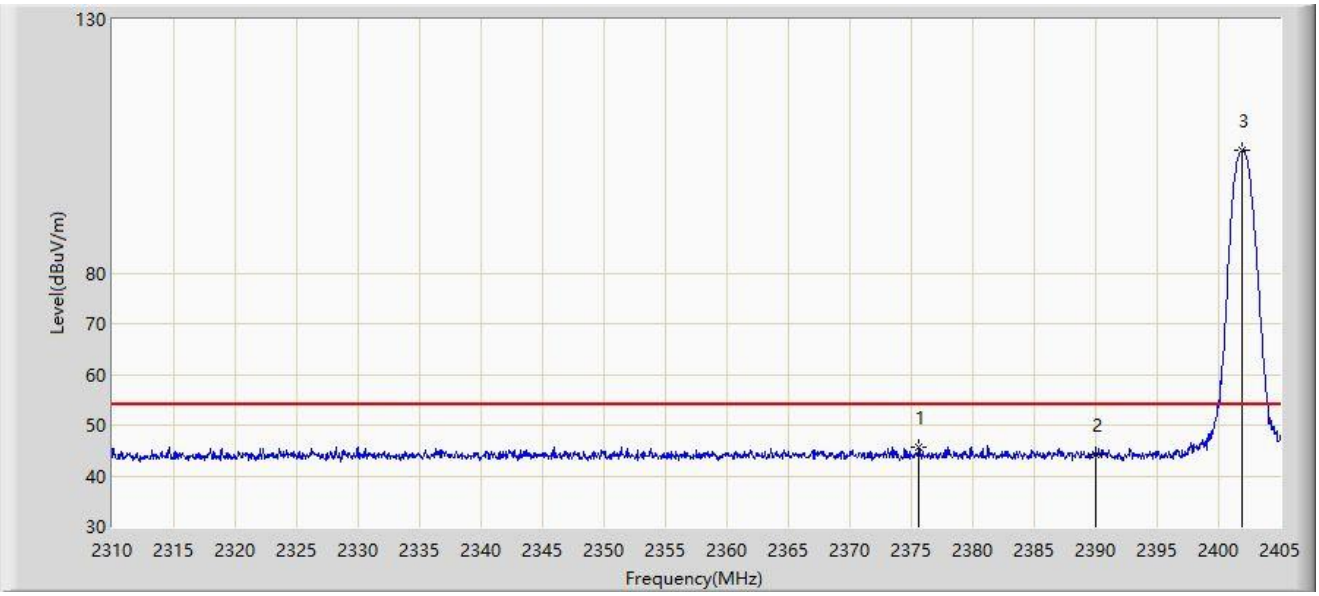

No	Mark	Frequency (MHz)	Measure Level (dBµV/m)	Reading Level (dBµV)	Margin (dB)	Limit (dBµV/m)	Factor (dB/m)	Type
1	*	2375.645	45.709	14.039	-8.291	54.000	31.670	AV
2		2390.000	44.185	12.570	-9.815	54.000	31.615	AV
3		2401.960	104.168	72.618	N/A	N/A	31.550	AV

Note 1: " * ", means this data is the worst emission level.

Note 2: Measure Level (dBµV/m) = Reading Level (dBµV) + Factor (dB/m).

Note 3: Factor (dB/m) = Cable Loss (dB) + Antenna Factor (dB/m).

Site: WZ-AC2	Test Date: 2023-07-14
Limit: FCC_2.4G_RE(3m)	Engineer: Edith Yu
Probe: BBHA9120D_1457_1-18GHz	Polarity: Vertical
EUT: ACCESS POINT	Power: AC 120V/60Hz
Test Mode: Transmit by BLE 1M at 2402MHz	

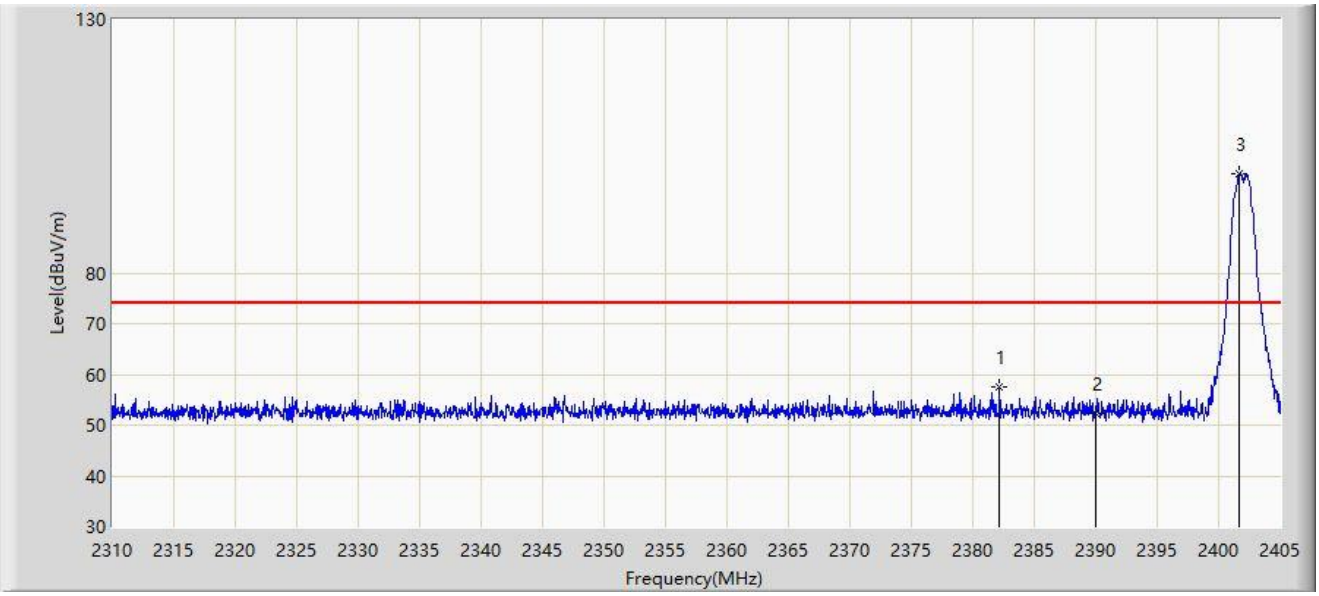

No	Mark	Frequency (MHz)	Measure Level (dBμV/m)	Reading Level (dBμV)	Margin (dB)	Limit (dBμV/m)	Factor (dB/m)	Type
1	*	2382.200	57.574	25.918	-16.426	74.000	31.656	PK
2		2390.000	52.341	20.726	-21.659	74.000	31.615	PK
3		2401.722	99.555	68.004	N/A	N/A	31.551	PK

Note 1: " * ", means this data is the worst emission level.

Note 2: Measure Level (dBμV/m) = Reading Level (dBμV) + Factor (dB/m).

Note 3: Factor (dB/m) = Cable Loss (dB) + Antenna Factor (dB/m).

Site: WZ-AC2	Test Date: 2023-07-14
Limit: FCC_2.4G_RE(3m)	Engineer: Edith Yu
Probe: BBHA9120D_1457_1-18GHz	Polarity: Vertical
EUT: ACCESS POINT	Power: AC 120V/60Hz
Test Mode: Transmit by BLE 1M at 2402MHz	

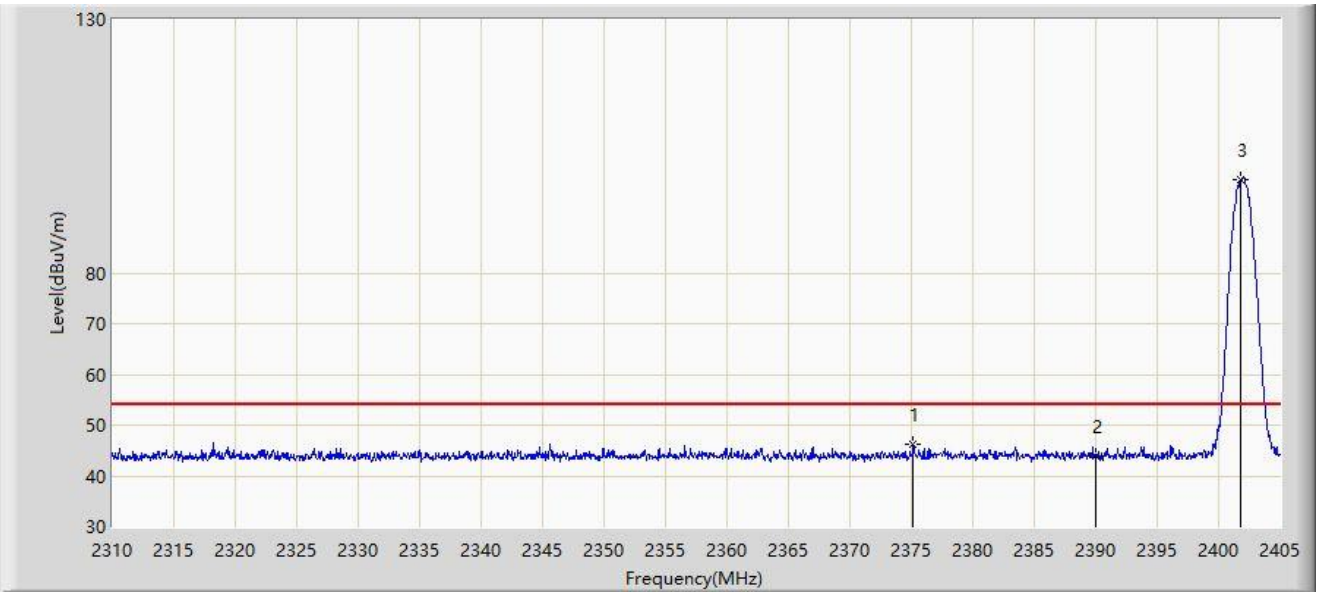

No	Mark	Frequency (MHz)	Measure Level (dBμV/m)	Reading Level (dBμV)	Margin (dB)	Limit (dBμV/m)	Factor (dB/m)	Type
1	*	2375.170	46.113	14.443	-7.887	54.000	31.670	AV
2		2390.000	43.824	12.209	-10.176	54.000	31.615	AV
3		2401.770	98.499	66.948	N/A	N/A	31.551	AV

Note 1: " * ", means this data is the worst emission level.

Note 2: Measure Level (dBμV/m) = Reading Level (dBμV) + Factor (dB/m).

Note 3: Factor (dB/m) = Cable Loss (dB) + Antenna Factor (dB/m).

Site: WZ-AC2	Test Date: 2023-07-14
Limit: FCC_2.4G_RE(3m)	Engineer: Edith Yu
Probe: BBHA9120D_1457_1-18GHz	Polarity: Horizontal
EUT: ACCESS POINT	Power: AC 120V/60Hz
Test Mode: Transmit by BLE 1M at 2480MHz	

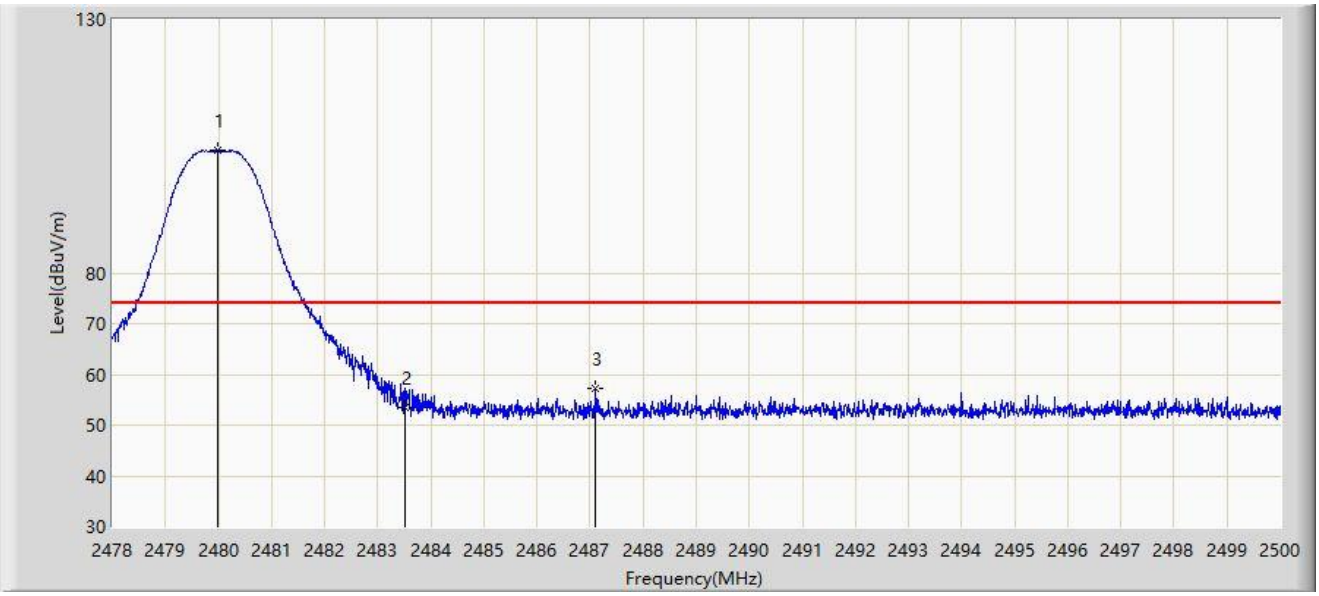

No	Mark	Frequency (MHz)	Measure Level (dBμV/m)	Reading Level (dBμV)	Margin (dB)	Limit (dBμV/m)	Factor (dB/m)	Type
1		2479.980	104.078	72.579	N/A	N/A	31.499	PK
2		2483.500	53.548	22.048	-20.452	74.000	31.500	PK
3	*	2487.108	57.143	25.641	-16.857	74.000	31.502	PK

Note 1: " * ", means this data is the worst emission level.

Note 2: Measure Level (dBμV/m) = Reading Level (dBμV) + Factor (dB/m).

Note 3: Factor (dB/m) = Cable Loss (dB) + Antenna Factor (dB/m).

Site: WZ-AC2	Test Date: 2023-07-14
Limit: FCC_2.4G_RE(3m)	Engineer: Edith Yu
Probe: BBHA9120D_1457_1-18GHz	Polarity: Horizontal
EUT: ACCESS POINT	Power: AC 120V/60Hz
Test Mode: Transmit by BLE 1M at 2480MHz	

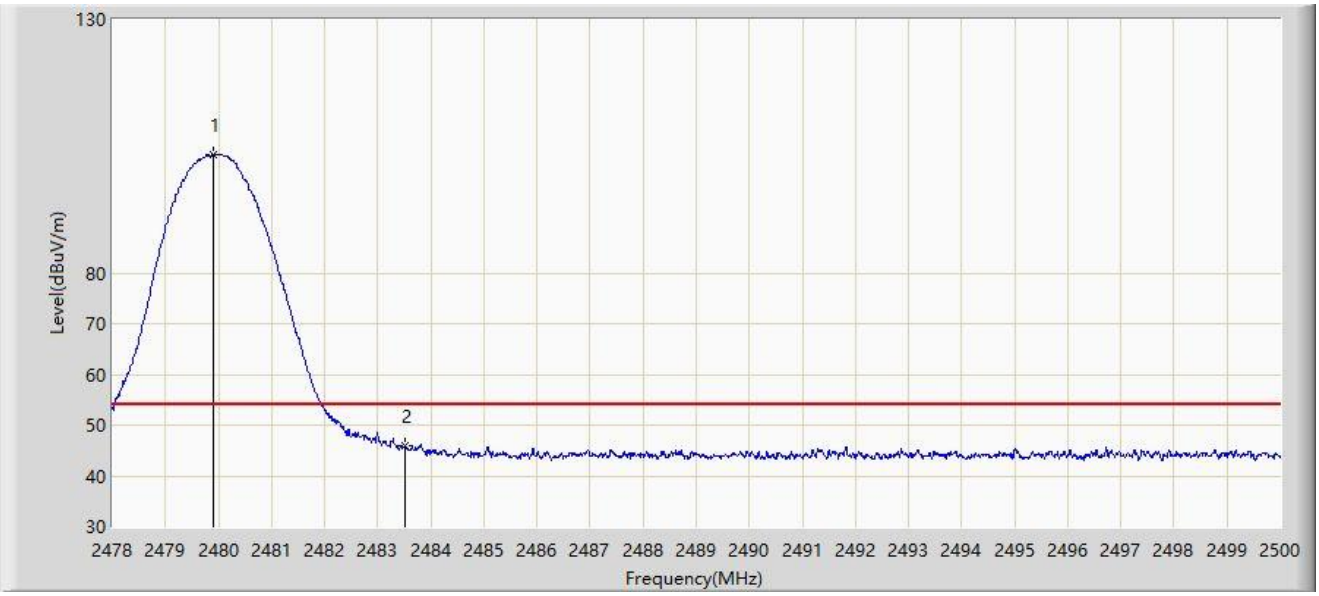

No	Mark	Frequency (MHz)	Measure Level (dBμV/m)	Reading Level (dBμV)	Margin (dB)	Limit (dBμV/m)	Factor (dB/m)	Type
1		2479.903	103.348	71.849	N/A	N/A	31.499	AV
2	*	2483.500	45.853	14.353	-8.147	54.000	31.500	AV

Note 1: " * ", means this data is the worst emission level.

Note 2: Measure Level (dBμV/m) = Reading Level (dBμV) + Factor (dB/m).

Note 3: Factor (dB/m) = Cable Loss (dB) + Antenna Factor (dB/m).

Site: WZ-AC2	Test Date: 2023-07-14
Limit: FCC_2.4G_RE(3m)	Engineer: Edith Yu
Probe: BBHA9120D_1457_1-18GHz	Polarity: Vertical
EUT: ACCESS POINT	Power: AC 120V/60Hz
Test Mode: Transmit by BLE 1M at 2480MHz	

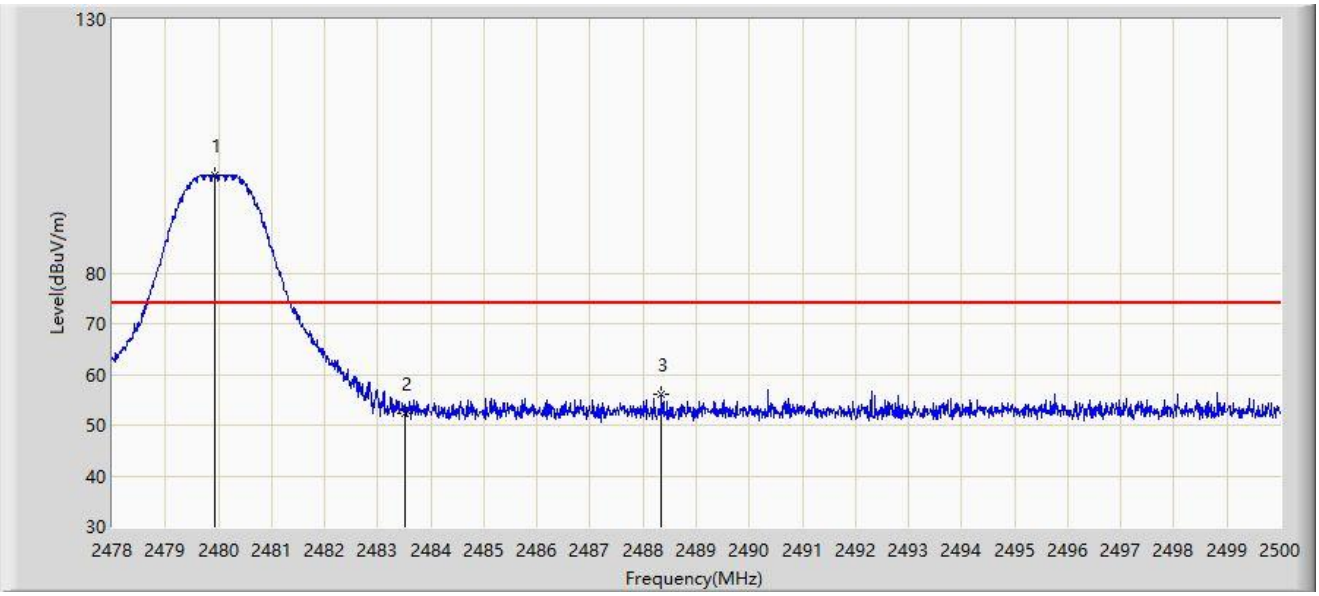

No	Mark	Frequency (MHz)	Measure Level (dBμV/m)	Reading Level (dBμV)	Margin (dB)	Limit (dBμV/m)	Factor (dB/m)	Type
1		2479.936	99.280	67.781	N/A	N/A	31.499	PK
2		2483.500	52.445	20.945	-21.555	74.000	31.500	PK
3	*	2488.340	55.952	24.449	-18.048	74.000	31.503	PK

Note 1: " * ", means this data is the worst emission level.

Note 2: Measure Level (dBμV/m) = Reading Level (dBμV) + Factor (dB/m).

Note 3: Factor (dB/m) = Cable Loss (dB) + Antenna Factor (dB/m).

Site: WZ-AC2	Test Date: 2023-07-14
Limit: FCC_2.4G_RE(3m)	Engineer: Edith Yu
Probe: BBHA9120D_1457_1-18GHz	Polarity: Vertical
EUT: ACCESS POINT	Power: AC 120V/60Hz
Test Mode: Transmit by BLE 1M at 2480MHz	

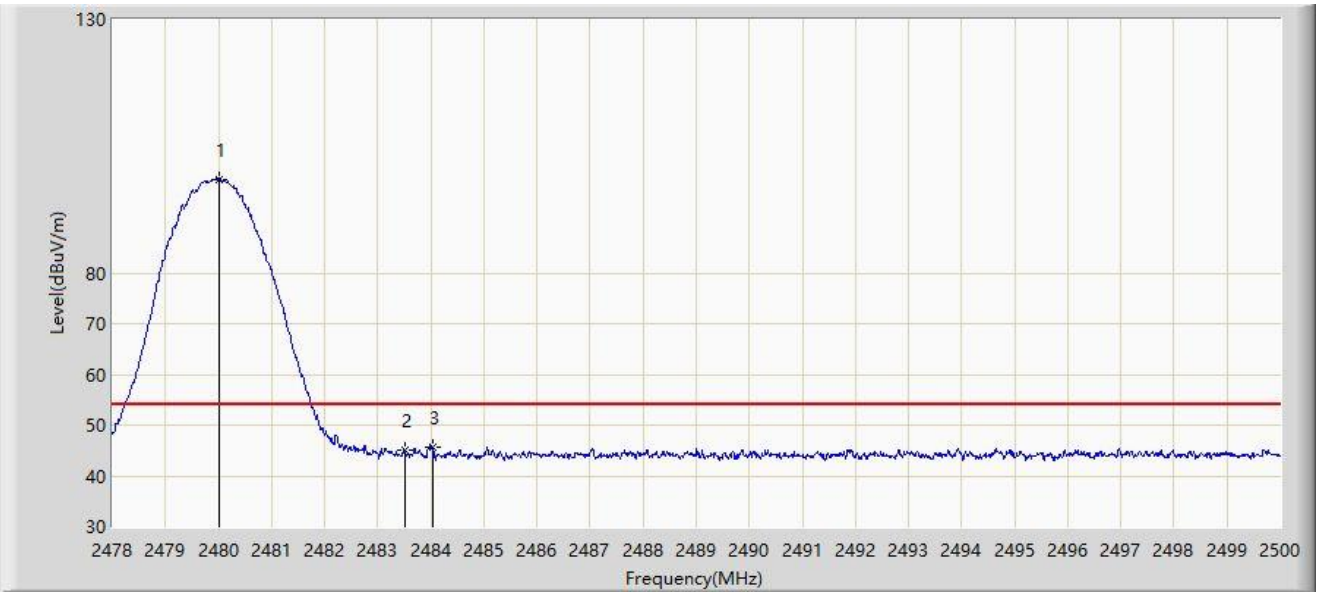

No	Mark	Frequency (MHz)	Measure Level (dBμV/m)	Reading Level (dBμV)	Margin (dB)	Limit (dBμV/m)	Factor (dB/m)	Type
1		2480.002	98.546	67.047	N/A	N/A	31.499	AV
2		2483.500	44.990	13.490	-9.010	54.000	31.500	AV
3	*	2484.039	45.700	14.199	-8.300	54.000	31.501	AV

Note 1: " * ", means this data is the worst emission level.

Note 2: Measure Level (dBμV/m) = Reading Level (dBμV) + Factor (dB/m).

Note 3: Factor (dB/m) = Cable Loss (dB) + Antenna Factor (dB/m).

Site: WZ-AC2	Test Date: 2023-07-14
Limit: FCC_2.4G_RE(3m)	Engineer: Edith Yu
Probe: BBHA9120D_1457_1-18GHz	Polarity: Horizontal
EUT: ACCESS POINT	Power: AC 120V/60Hz
Test Mode: Transmit by BLE 2M at 2402MHz	

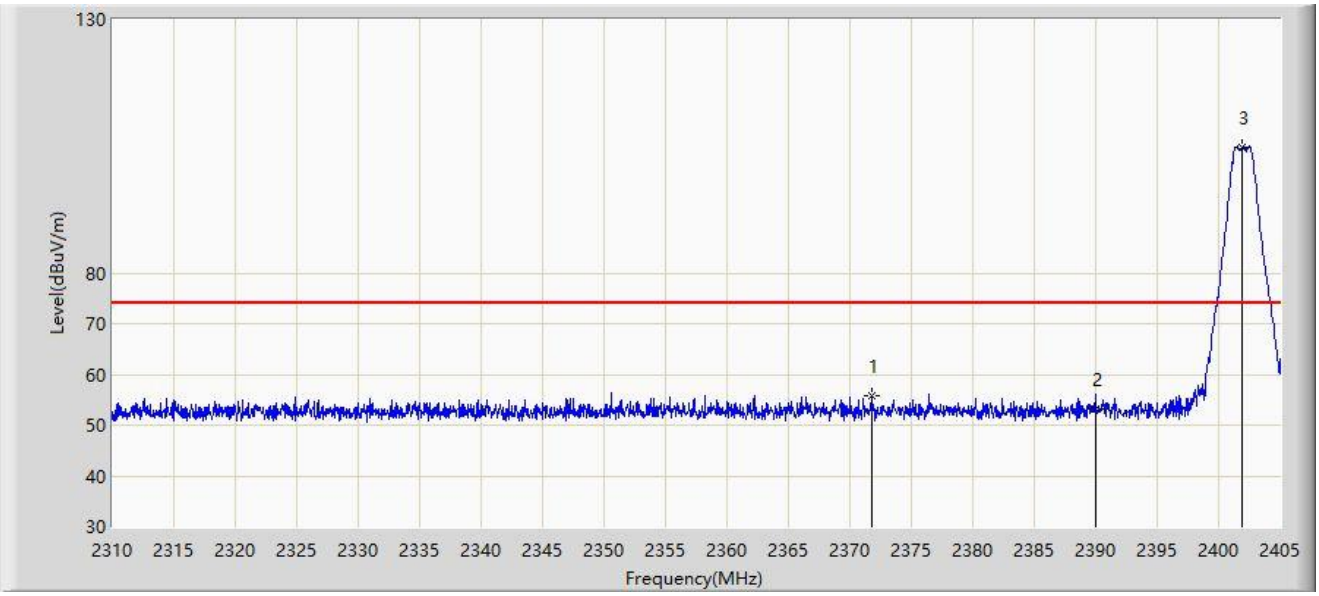

No	Mark	Frequency (MHz)	Measure Level (dBµV/m)	Reading Level (dBµV)	Margin (dB)	Limit (dBµV/m)	Factor (dB/m)	Type
1	*	2371.750	55.691	24.015	-18.309	74.000	31.676	PK
2		2390.000	53.197	21.582	-20.803	74.000	31.615	PK
3		2401.865	104.690	73.140	N/A	N/A	31.550	PK

Note 1: " * ", means this data is the worst emission level.

Note 2: Measure Level (dBµV/m) = Reading Level (dBµV) + Factor (dB/m).

Note 3: Factor (dB/m) = Cable Loss (dB) + Antenna Factor (dB/m).

Site: WZ-AC2	Test Date: 2023-07-14
Limit: FCC_2.4G_RE(3m)	Engineer: Edith Yu
Probe: BBHA9120D_1457_1-18GHz	Polarity: Horizontal
EUT: ACCESS POINT	Power: AC 120V/60Hz
Test Mode: Transmit by BLE 2M at 2402MHz	

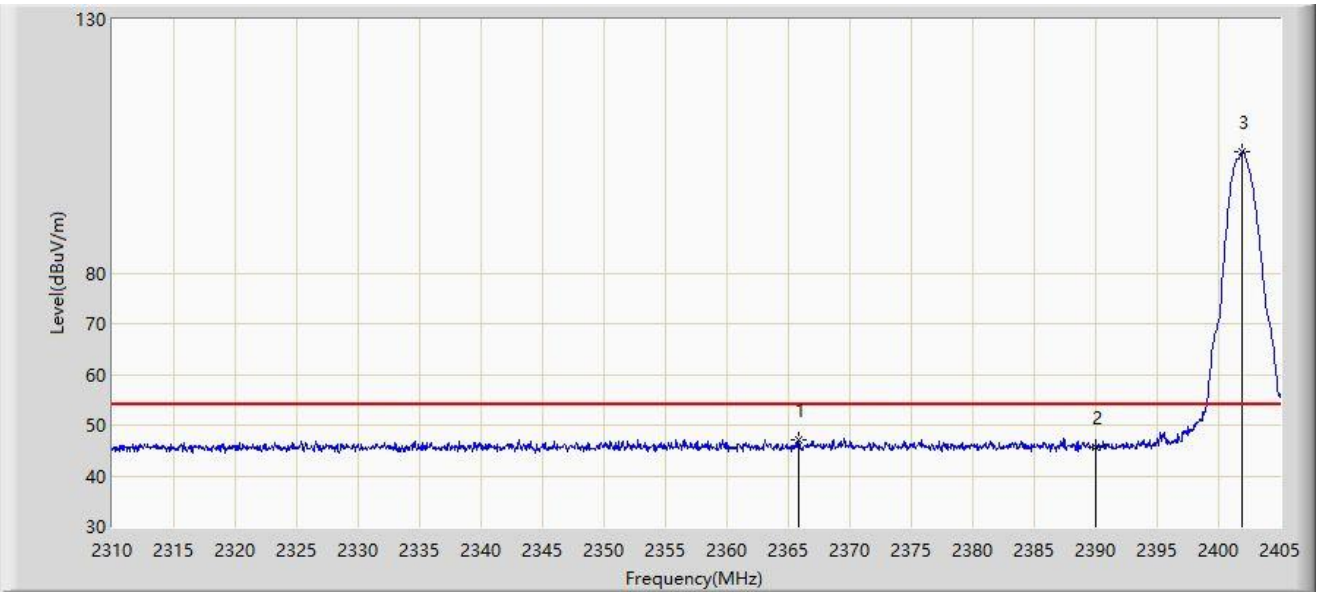

No	Mark	Frequency (MHz)	Measure Level (dBµV/m)	Reading Level (dBµV)	Margin (dB)	Limit (dBµV/m)	Factor (dB/m)	Type
1	*	2365.812	46.965	15.280	-7.035	54.000	31.685	AV
2		2390.000	45.773	14.158	-8.227	54.000	31.615	AV
3		2401.913	103.795	72.245	N/A	N/A	31.550	AV

Note 1: " * ", means this data is the worst emission level.

Note 2: Measure Level (dBµV/m) = Reading Level (dBµV) + Factor (dB/m).

Note 3: Factor (dB/m) = Cable Loss (dB) + Antenna Factor (dB/m).

Site: WZ-AC2	Test Date: 2023-07-14
Limit: FCC_2.4G_RE(3m)	Engineer: Edith Yu
Probe: BBHA9120D_1457_1-18GHz	Polarity: Vertical
EUT: ACCESS POINT	Power: AC 120V/60Hz
Test Mode: Transmit by BLE 2M at 2402MHz	

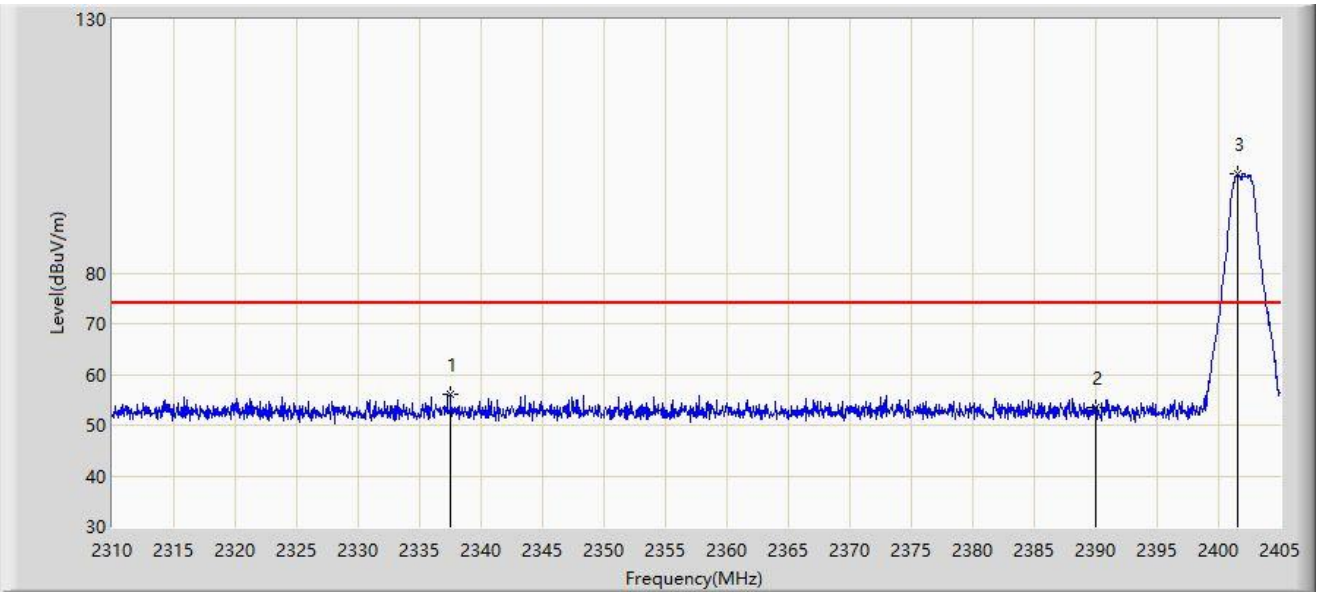

No	Mark	Frequency (MHz)	Measure Level (dBμV/m)	Reading Level (dBμV)	Margin (dB)	Limit (dBμV/m)	Factor (dB/m)	Type
1	*	2337.502	56.109	24.376	-17.891	74.000	31.733	PK
2		2390.000	53.382	21.767	-20.618	74.000	31.615	PK
3		2401.532	99.446	67.894	N/A	N/A	31.552	PK

Note 1: " * ", means this data is the worst emission level.

Note 2: Measure Level (dBμV/m) = Reading Level (dBμV) + Factor (dB/m).

Note 3: Factor (dB/m) = Cable Loss (dB) + Antenna Factor (dB/m).

Site: WZ-AC2	Test Date: 2023-07-14
Limit: FCC_2.4G_RE(3m)	Engineer: Edith Yu
Probe: BBHA9120D_1457_1-18GHz	Polarity: Vertical
EUT: ACCESS POINT	Power: AC 120V/60Hz
Test Mode: Transmit by BLE 2M at 2402MHz	

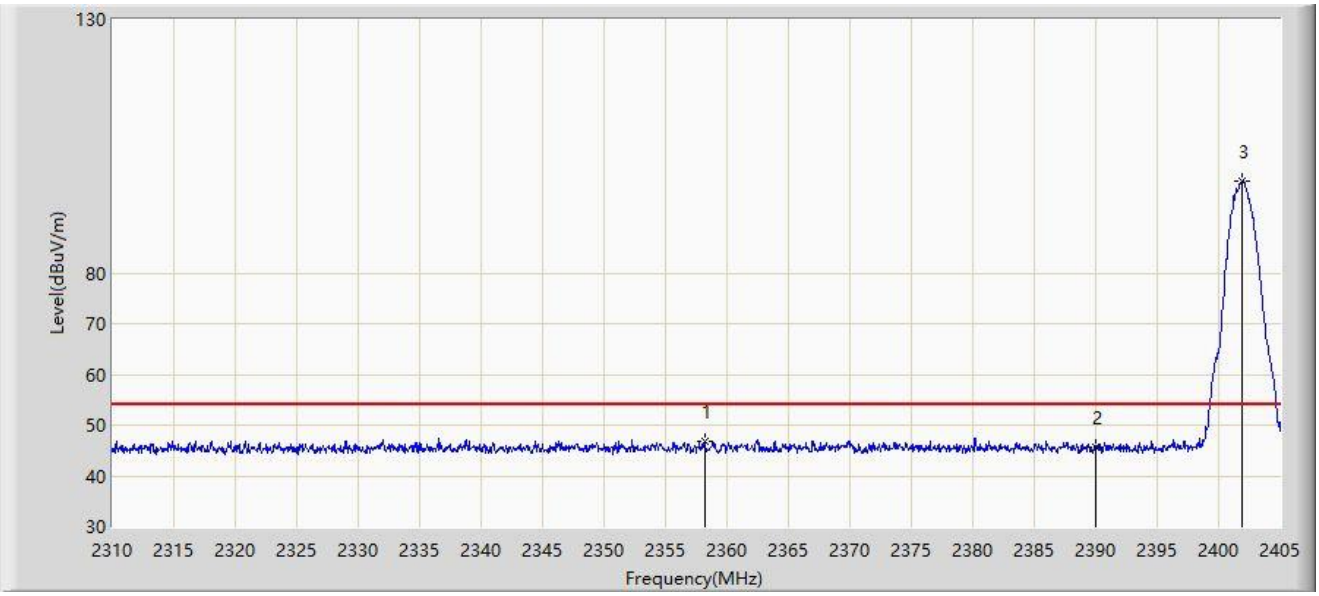

No	Mark	Frequency (MHz)	Measure Level (dBμV/m)	Reading Level (dBμV)	Margin (dB)	Limit (dBμV/m)	Factor (dB/m)	Type
1	*	2358.165	46.927	15.234	-7.073	54.000	31.693	AV
2		2390.000	45.659	14.044	-8.341	54.000	31.615	AV
3		2401.865	98.210	66.660	N/A	N/A	31.550	AV

Note 1: " * ", means this data is the worst emission level.

Note 2: Measure Level (dBμV/m) = Reading Level (dBμV) + Factor (dB/m).

Note 3: Factor (dB/m) = Cable Loss (dB) + Antenna Factor (dB/m).

Site: WZ-AC2	Test Date: 2023-07-14
Limit: FCC_2.4G_RE(3m)	Engineer: Edith Yu
Probe: BBHA9120D_1457_1-18GHz	Polarity: Horizontal
EUT: ACCESS POINT	Power: AC 120V/60Hz
Test Mode: Transmit by BLE 2M at 2480MHz	

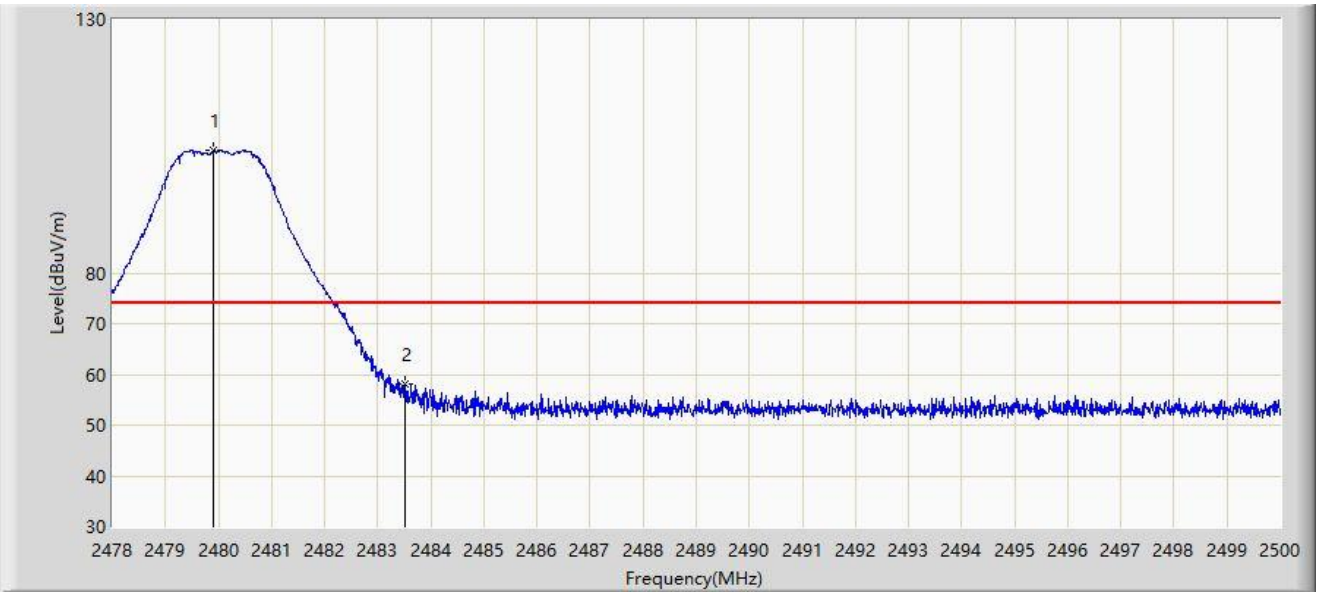

No	Mark	Frequency (MHz)	Measure Level (dBμV/m)	Reading Level (dBμV)	Margin (dB)	Limit (dBμV/m)	Factor (dB/m)	Type
1		2479.914	104.113	72.614	N/A	N/A	31.499	PK
2	*	2483.500	58.243	26.743	-15.757	74.000	31.500	PK

Note 1: " * ", means this data is the worst emission level.

Note 2: Measure Level (dBμV/m) = Reading Level (dBμV) + Factor (dB/m).

Note 3: Factor (dB/m) = Cable Loss (dB) + Antenna Factor (dB/m).

Site: WZ-AC2	Test Date: 2023-07-14
Limit: FCC_2.4G_RE(3m)	Engineer: Edith Yu
Probe: BBHA9120D_1457_1-18GHz	Polarity: Horizontal
EUT: ACCESS POINT	Power: AC 120V/60Hz
Test Mode: Transmit by BLE 2M at 2480MHz	

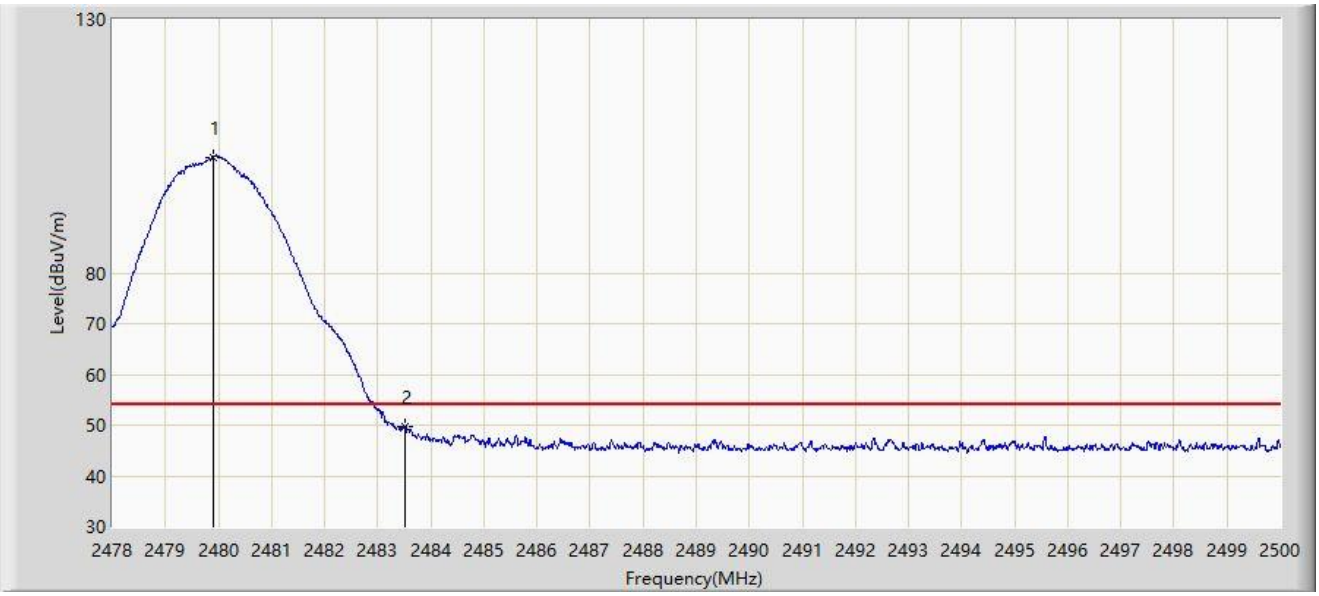

No	Mark	Frequency (MHz)	Measure Level (dBµV/m)	Reading Level (dBµV)	Margin (dB)	Limit (dBµV/m)	Factor (dB/m)	Type
1		2479.892	102.888	71.389	N/A	N/A	31.499	AV
2	*	2483.500	49.576	18.076	-4.424	54.000	31.500	AV

Note 1: " * ", means this data is the worst emission level.

Note 2: Measure Level (dBµV/m) = Reading Level (dBµV) + Factor (dB/m).

Note 3: Factor (dB/m) = Cable Loss (dB) + Antenna Factor (dB/m).

Site: WZ-AC2	Test Date: 2023-07-14
Limit: FCC_2.4G_RE(3m)	Engineer: Edith Yu
Probe: BBHA9120D_1457_1-18GHz	Polarity: Vertical
EUT: ACCESS POINT	Power: AC 120V/60Hz
Test Mode: Transmit by BLE 2M at 2480MHz	

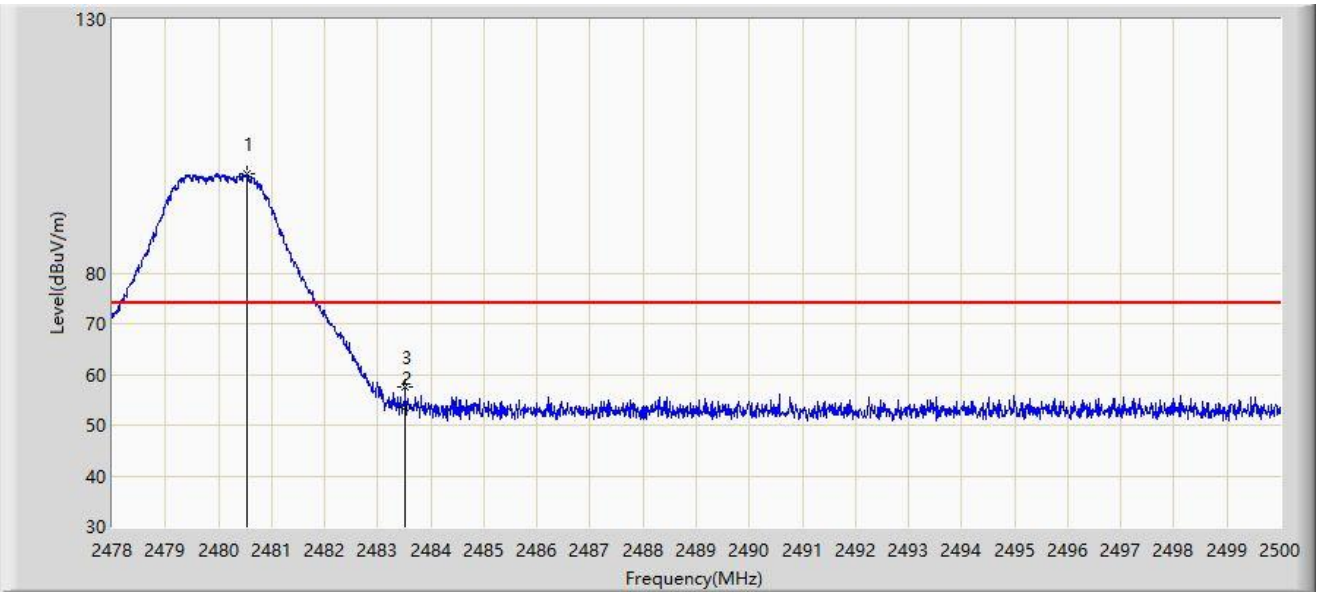

No	Mark	Frequency (MHz)	Measure Level (dBμV/m)	Reading Level (dBμV)	Margin (dB)	Limit (dBμV/m)	Factor (dB/m)	Type
1		2480.530	99.430	67.931	N/A	N/A	31.499	PK
2		2483.500	53.608	22.108	-20.392	74.000	31.500	PK
3	*	2483.522	57.434	25.934	-16.566	74.000	31.500	PK

Note 1: " * ", means this data is the worst emission level.

Note 2: Measure Level (dBμV/m) = Reading Level (dBμV) + Factor (dB/m).

Note 3: Factor (dB/m) = Cable Loss (dB) + Antenna Factor (dB/m).

Site: WZ-AC2	Test Date: 2023-07-14
Limit: FCC_2.4G_RE(3m)	Engineer: Edith Yu
Probe: BBHA9120D_1457_1-18GHz	Polarity: Vertical
EUT: ACCESS POINT	Power: AC 120V/60Hz
Test Mode: Transmit by BLE 2M at 2480MHz	

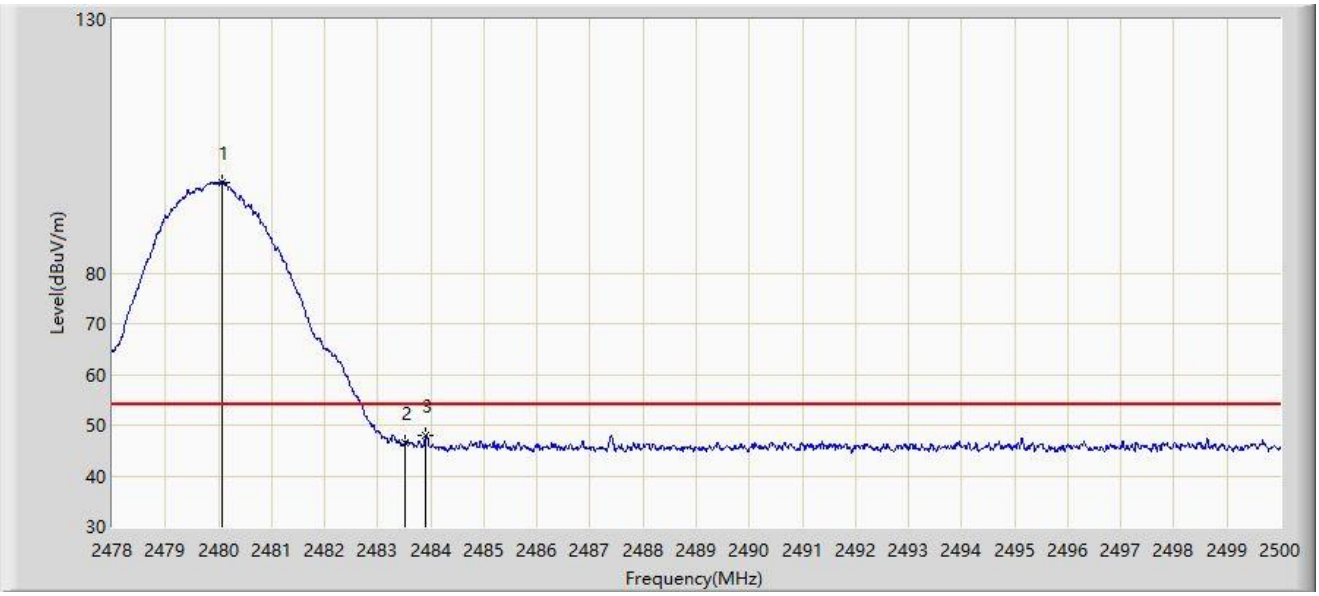

No	Mark	Frequency (MHz)	Measure Level (dBμV/m)	Reading Level (dBμV)	Margin (dB)	Limit (dBμV/m)	Factor (dB/m)	Type
1		2480.079	97.866	66.367	N/A	N/A	31.499	AV
2		2483.500	46.383	14.883	-7.617	54.000	31.500	AV
3	*	2483.907	48.024	16.523	-5.976	54.000	31.501	AV

Note 1: " * ", means this data is the worst emission level.

Note 2: Measure Level (dBμV/m) = Reading Level (dBμV) + Factor (dB/m).

Note 3: Factor (dB/m) = Cable Loss (dB) + Antenna Factor (dB/m).

Filter Configuration 5#

Site: WZ-AC1	Test Date: 2023-08-22
Limit: FCC_2.4G_RE(3m)	Engineer: Carl Jiang
Probe: BBHA9120D_1167_1-18GHz	Polarity: Horizontal
EUT: ACCESS POINT	Power: AC 120V/60Hz
Test Mode: Transmit by BLE 1M at 2402MHz	

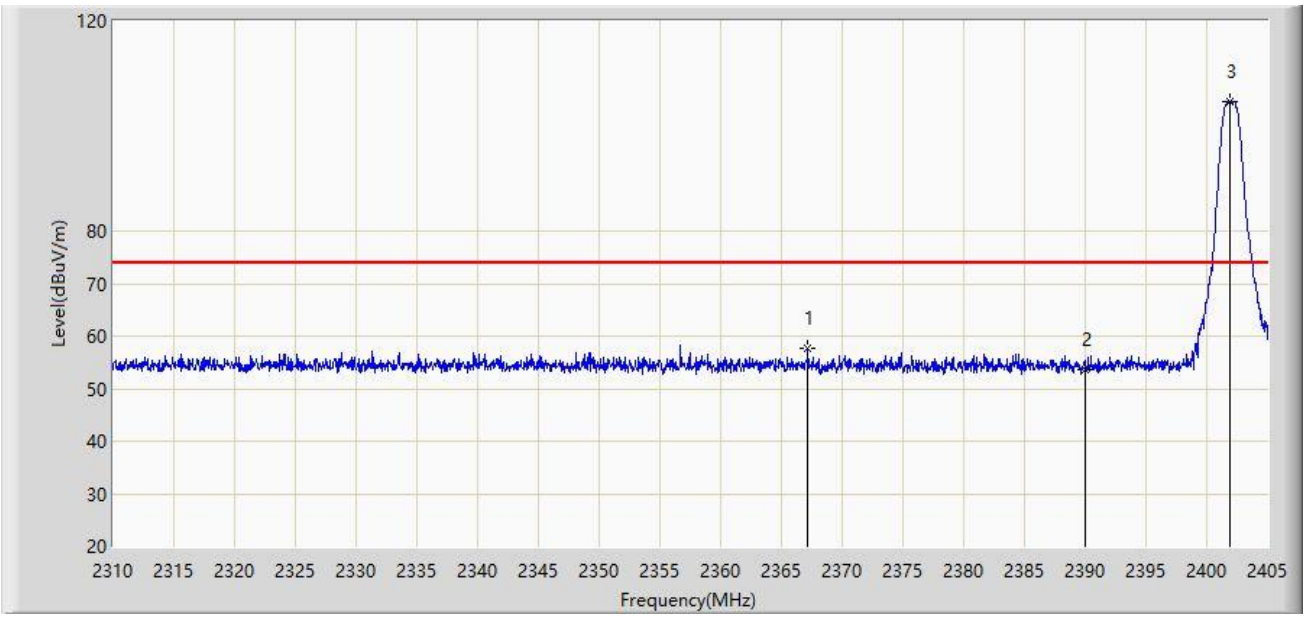

No	Mark	Frequency (MHz)	Measure Level (dBμV/m)	Reading Level (dBμV)	Margin (dB)	Limit (dBμV/m)	Factor (dB/m)	Type
1	*	2367.190	57.633	26.314	-16.367	74.000	31.319	PK
2		2390.000	53.742	22.488	-20.258	74.000	31.254	PK
3		2401.960	104.678	73.420	N/A	N/A	31.258	PK

Note 1: " * ", means this data is the worst emission level.

Note 2: Measure Level (dBμV/m) = Reading Level (dBμV) + Factor (dB/m).

Note 3: Factor (dB/m) = Cable Loss (dB) + Antenna Factor (dB/m).

Site: WZ-AC1	Test Date: 2023-08-22
Limit: FCC_2.4G_RE(3m)	Engineer: Carl Jiang
Probe: BBHA9120D_1167_1-18GHz	Polarity: Horizontal
EUT: ACCESS POINT	Power: AC 120V/60Hz
Test Mode: Transmit by BLE 1M at 2402MHz	

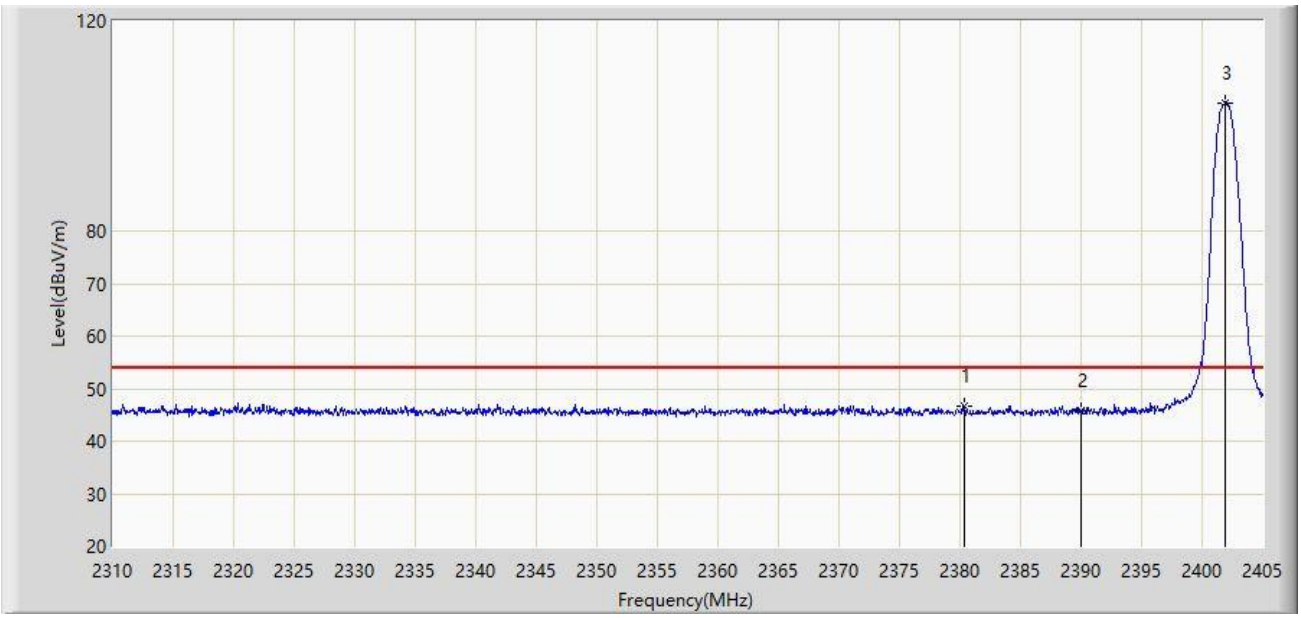

No	Mark	Frequency (MHz)	Measure Level (dBµV/m)	Reading Level (dBµV)	Margin (dB)	Limit (dBµV/m)	Factor (dB/m)	Type
1	*	2380.300	46.760	15.486	-7.240	54.000	31.274	AV
2		2390.000	45.860	14.606	-8.140	54.000	31.254	AV
3		2401.913	104.449	73.191	N/A	N/A	31.258	AV

Note 1: " * ", means this data is the worst emission level.

Note 2: Measure Level (dBµV/m) = Reading Level (dBµV) + Factor (dB/m).

Note 3: Factor (dB/m) = Cable Loss (dB) + Antenna Factor (dB/m).

Site: WZ-AC1	Test Date: 2023-08-22
Limit: FCC_2.4G_RE(3m)	Engineer: Carl Jiang
Probe: BBHA9120D_1167_1-18GHz	Polarity: Vertical
EUT: ACCESS POINT	Power: AC 120V/60Hz
Test Mode: Transmit by BLE 1M at 2402MHz	

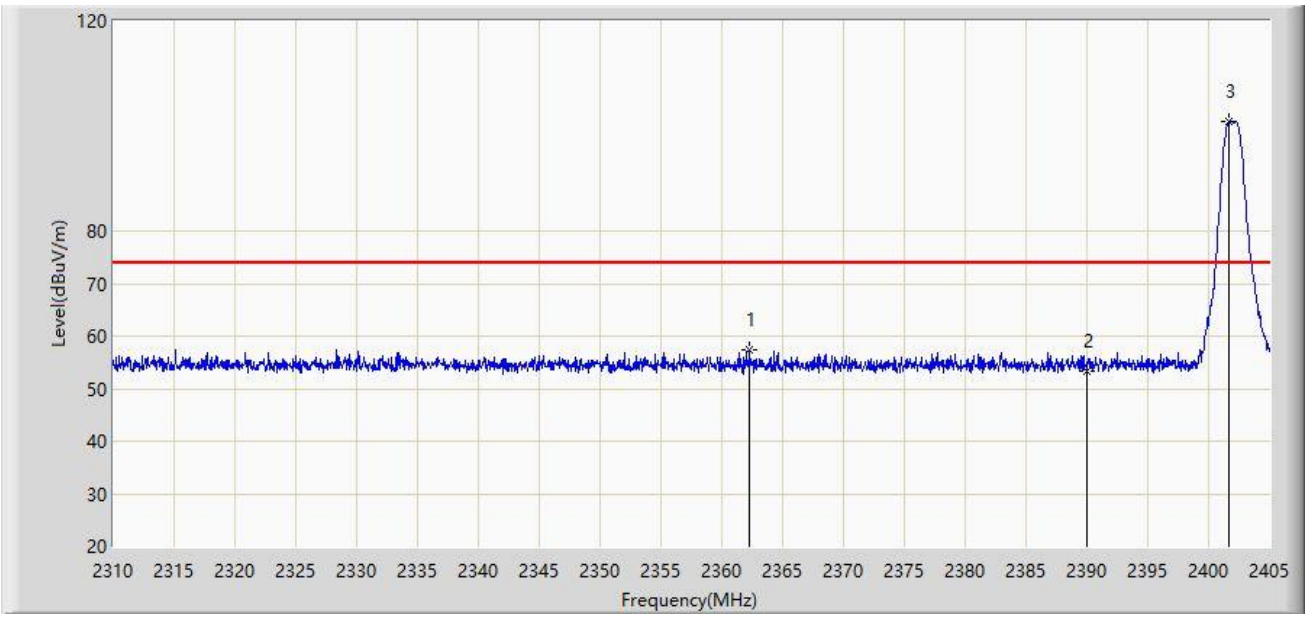

No	Mark	Frequency (MHz)	Measure Level (dBμV/m)	Reading Level (dBμV)	Margin (dB)	Limit (dBμV/m)	Factor (dB/m)	Type
1	*	2362.298	57.269	25.939	-16.731	74.000	31.330	PK
2		2390.000	53.372	22.118	-20.628	74.000	31.254	PK
3		2401.722	100.963	69.705	N/A	N/A	31.258	PK

Note 1: " * ", means this data is the worst emission level.

Note 2: Measure Level (dBμV/m) = Reading Level (dBμV) + Factor (dB/m).

Note 3: Factor (dB/m) = Cable Loss (dB) + Antenna Factor (dB/m).

Site: WZ-AC1	Test Date: 2023-08-22
Limit: FCC_2.4G_RE(3m)	Engineer: Carl Jiang
Probe: BBHA9120D_1167_1-18GHz	Polarity: Vertical
EUT: ACCESS POINT	Power: AC 120V/60Hz
Test Mode: Transmit by BLE 1M at 2402MHz	

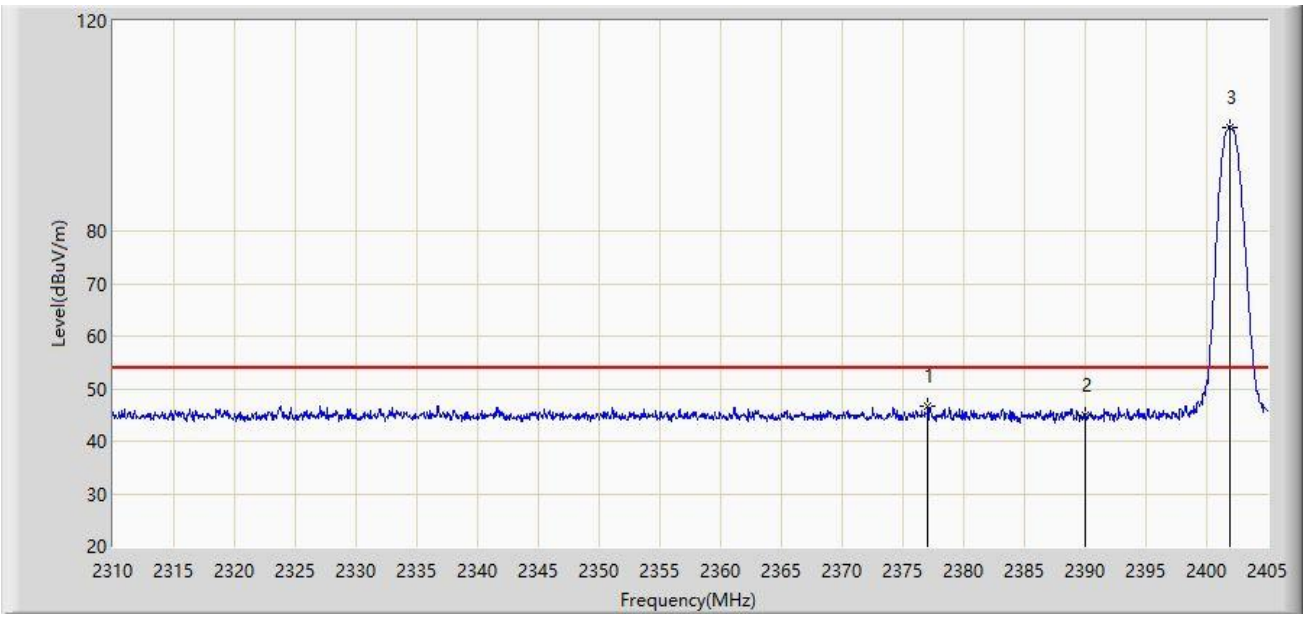

No	Mark	Frequency (MHz)	Measure Level (dBμV/m)	Reading Level (dBμV)	Margin (dB)	Limit (dBμV/m)	Factor (dB/m)	Type
1	*	2377.070	46.724	15.438	-7.276	54.000	31.286	AV
2		2390.000	44.904	13.650	-9.096	54.000	31.254	AV
3		2401.865	99.757	68.499	N/A	N/A	31.258	AV

Note 1: " * ", means this data is the worst emission level.

Note 2: Measure Level (dBμV/m) = Reading Level (dBμV) + Factor (dB/m).

Note 3: Factor (dB/m) = Cable Loss (dB) + Antenna Factor (dB/m).

Site: WZ-AC1	Test Date: 2023-08-22
Limit: FCC_2.4G_RE(3m)	Engineer: Carl Jiang
Probe: BBHA9120D_1167_1-18GHz	Polarity: Horizontal
EUT: ACCESS POINT	Power: AC 120V/60Hz
Test Mode: Transmit by BLE 2M at 2402MHz	

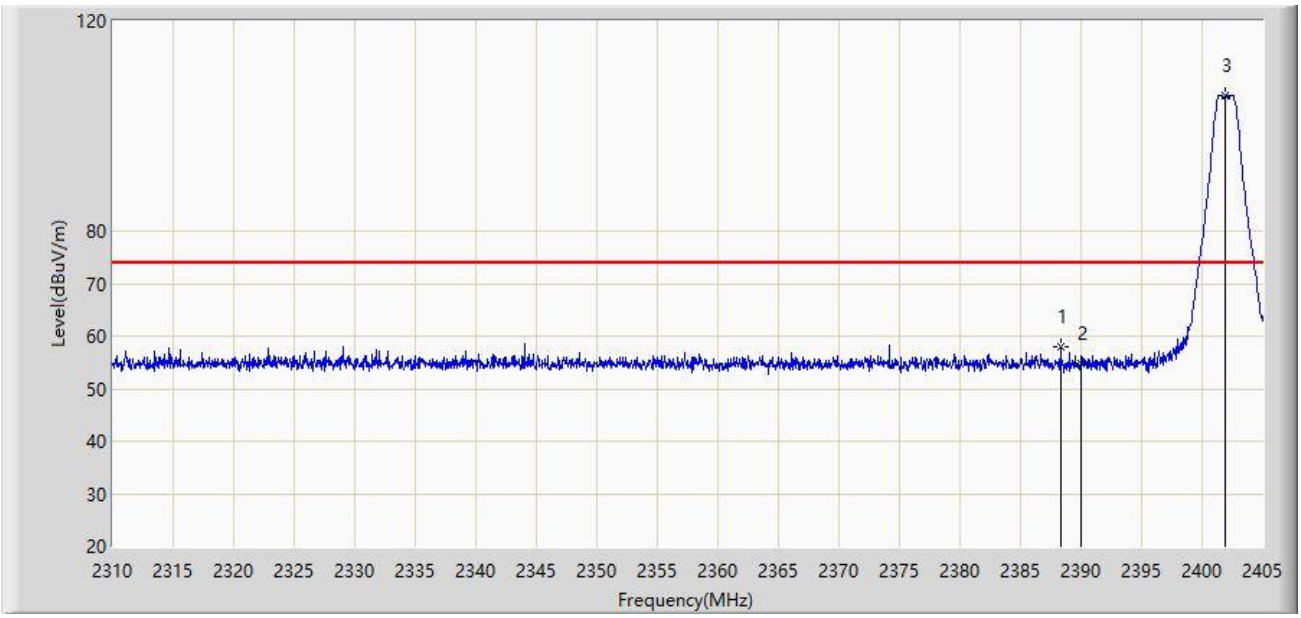

No	Mark	Frequency (MHz)	Measure Level (dBμV/m)	Reading Level (dBμV)	Margin (dB)	Limit (dBμV/m)	Factor (dB/m)	Type
1	*	2388.280	57.890	26.635	-16.110	74.000	31.255	PK
2		2390.000	54.834	23.580	-19.166	74.000	31.254	PK
3		2401.960	105.906	74.648	N/A	N/A	31.258	PK

Note 1: " * ", means this data is the worst emission level.

Note 2: Measure Level (dBμV/m) = Reading Level (dBμV) + Factor (dB/m).

Note 3: Factor (dB/m) = Cable Loss (dB) + Antenna Factor (dB/m).

Site: WZ-AC1	Test Date: 2023-08-22
Limit: FCC_2.4G_RE(3m)	Engineer: Carl Jiang
Probe: BBHA9120D_1167_1-18GHz	Polarity: Horizontal
EUT: ACCESS POINT	Power: AC 120V/60Hz
Test Mode: Transmit by BLE 2M at 2402MHz	

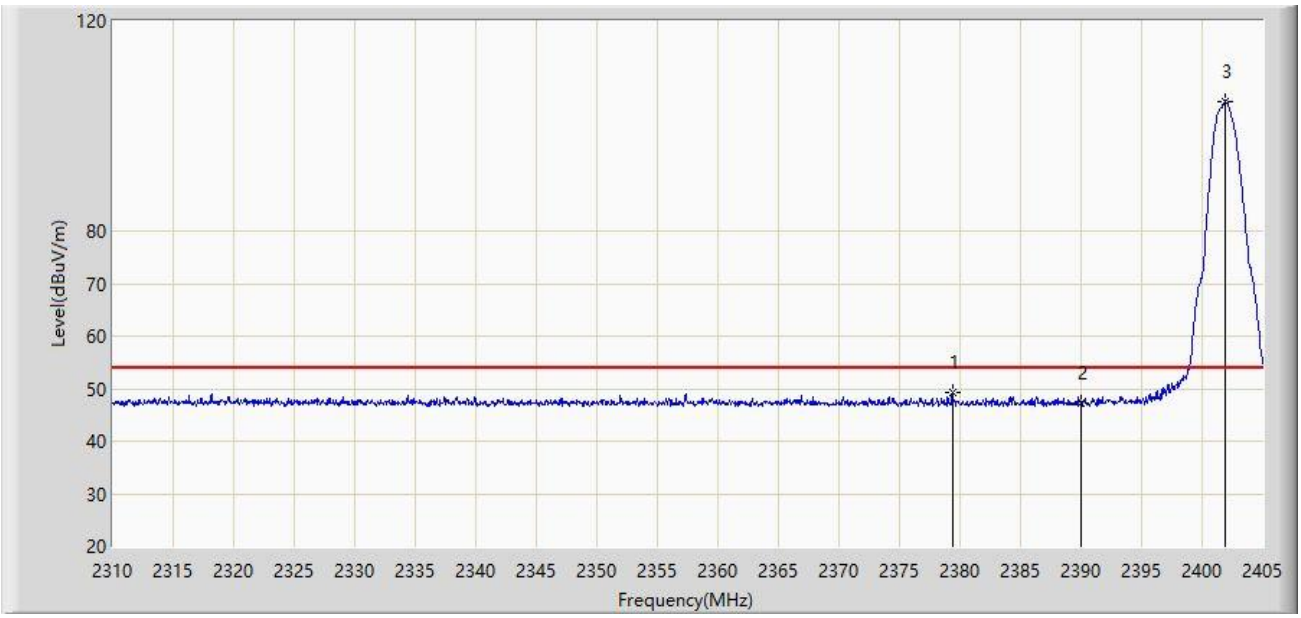

No	Mark	Frequency (MHz)	Measure Level (dBμV/m)	Reading Level (dBμV)	Margin (dB)	Limit (dBμV/m)	Factor (dB/m)	Type
1	*	2379.350	49.381	18.104	-4.619	54.000	31.278	AV
2		2390.000	47.355	16.101	-6.645	54.000	31.254	AV
3		2401.865	104.665	73.407	N/A	N/A	31.258	AV

Note 1: " * ", means this data is the worst emission level.

Note 2: Measure Level (dBμV/m) = Reading Level (dBμV) + Factor (dB/m).

Note 3: Factor (dB/m) = Cable Loss (dB) + Antenna Factor (dB/m).

Site: WZ-AC1	Test Date: 2023-08-22
Limit: FCC_2.4G_RE(3m)	Engineer: Carl Jiang
Probe: BBHA9120D_1167_1-18GHz	Polarity: Vertical
EUT: ACCESS POINT	Power: AC 120V/60Hz
Test Mode: Transmit by BLE 2M at 2402MHz	

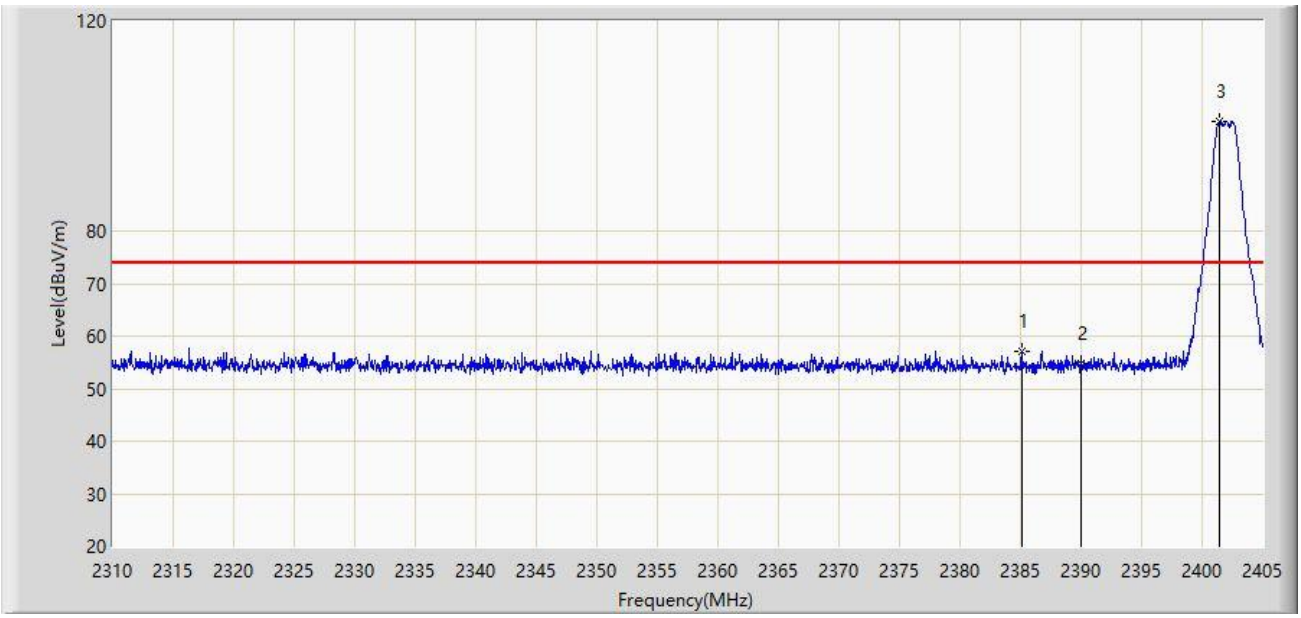

No	Mark	Frequency (MHz)	Measure Level (dBμV/m)	Reading Level (dBμV)	Margin (dB)	Limit (dBμV/m)	Factor (dB/m)	Type
1	*	2385.097	57.185	25.927	-16.815	74.000	31.258	PK
2		2390.000	54.927	23.673	-19.073	74.000	31.254	PK
3		2401.485	100.922	69.664	N/A	N/A	31.258	PK

Note 1: " * ", means this data is the worst emission level.

Note 2: Measure Level (dBμV/m) = Reading Level (dBμV) + Factor (dB/m).

Note 3: Factor (dB/m) = Cable Loss (dB) + Antenna Factor (dB/m).

Site: WZ-AC1	Test Date: 2023-08-22
Limit: FCC_2.4G_RE(3m)	Engineer: Carl Jiang
Probe: BBHA9120D_1167_1-18GHz	Polarity: Vertical
EUT: ACCESS POINT	Power: AC 120V/60Hz
Test Mode: Transmit by BLE 2M at 2402MHz	

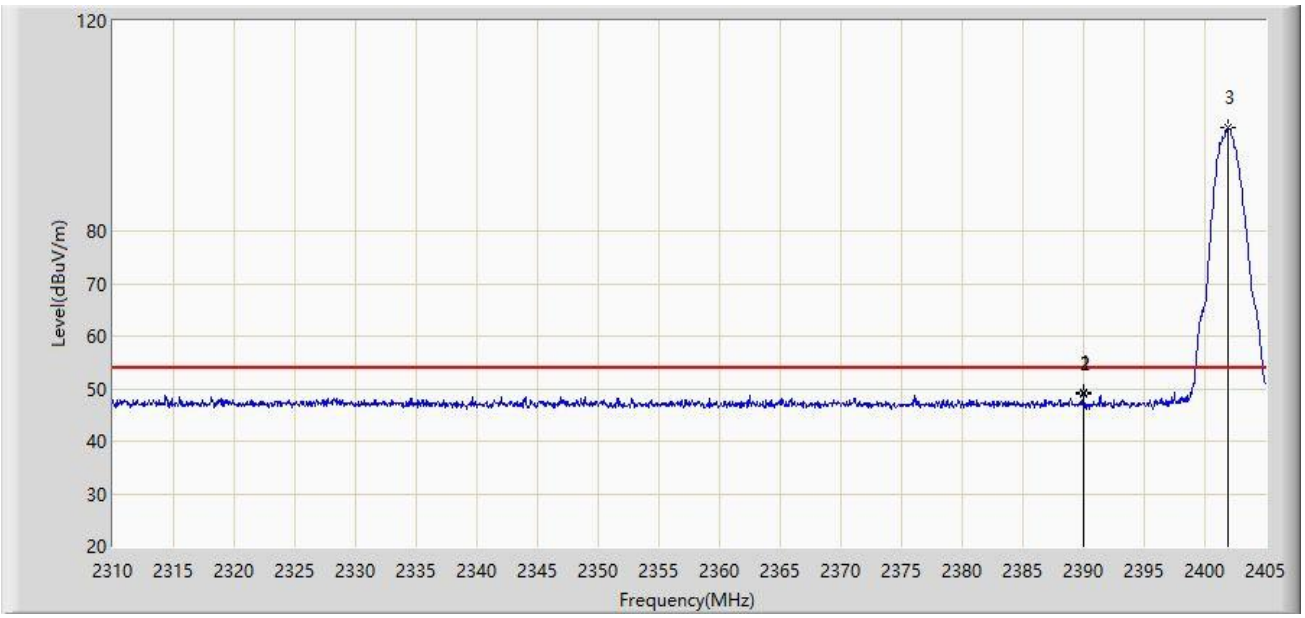

No	Mark	Frequency (MHz)	Measure Level (dBµV/m)	Reading Level (dBµV)	Margin (dB)	Limit (dBµV/m)	Factor (dB/m)	Type
1	*	2389.990	49.163	17.909	-4.837	54.000	31.254	AV
2		2390.000	48.947	17.693	-5.053	54.000	31.254	AV
3		2401.913	99.764	68.506	N/A	N/A	31.258	AV

Note 1: " * ", means this data is the worst emission level.

Note 2: Measure Level (dBµV/m) = Reading Level (dBµV) + Factor (dB/m).

Note 3: Factor (dB/m) = Cable Loss (dB) + Antenna Factor (dB/m).

Filter Configuration 6#

Site: WZ-AC1	Test Date: 2023-08-22
Limit: FCC_2.4G_RE(3m)	Engineer: Carl Jiang
Probe: BBHA9120D_1167_1-18GHz	Polarity: Horizontal
EUT: ACCESS POINT	Power: AC 120V/60Hz
Test Mode: Transmit by BLE 1M at 2480MHz	

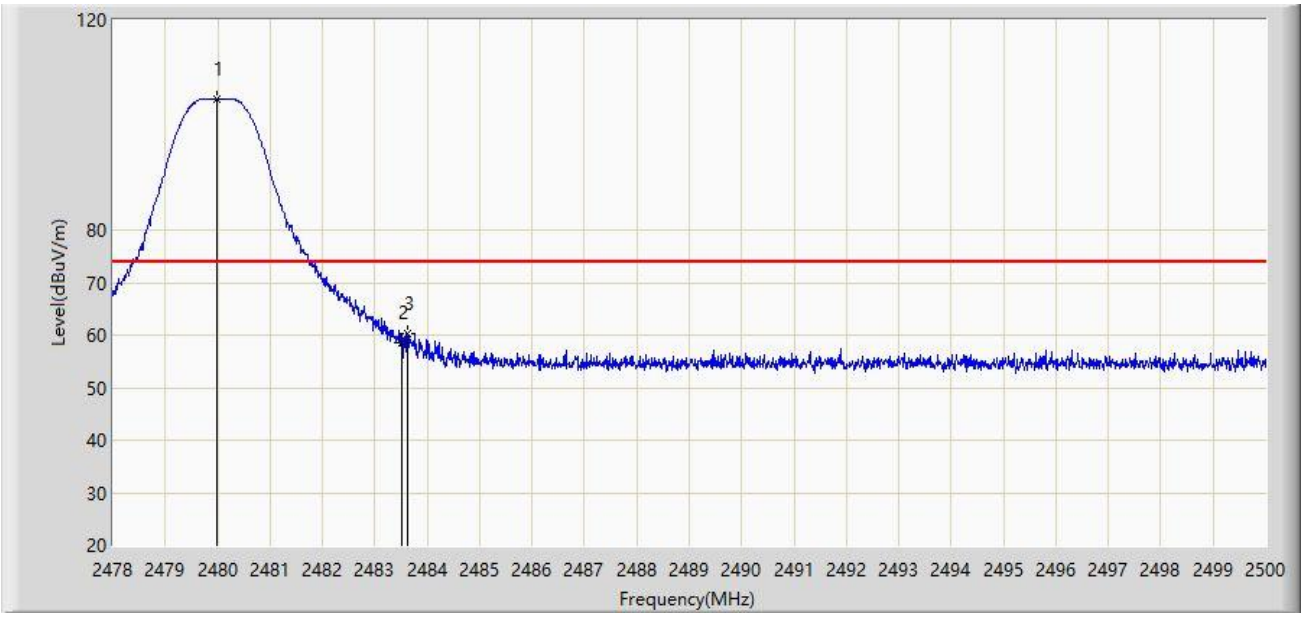

No	Mark	Frequency (MHz)	Measure Level (dBμV/m)	Reading Level (dBμV)	Margin (dB)	Limit (dBμV/m)	Factor (dB/m)	Type
1		2479.980	104.958	73.734	N/A	N/A	31.224	PK
2		2483.500	58.668	27.442	-15.332	74.000	31.226	PK
3	*	2483.621	60.250	29.024	-13.750	74.000	31.226	PK

Note 1: " * ", means this data is the worst emission level.

Note 2: Measure Level (dBμV/m) = Reading Level (dBμV) + Factor (dB/m).

Note 3: Factor (dB/m) = Cable Loss (dB) + Antenna Factor (dB/m).

Site: WZ-AC1	Test Date: 2023-08-22
Limit: FCC_2.4G_RE(3m)	Engineer: Carl Jiang
Probe: BBHA9120D_1167_1-18GHz	Polarity: Horizontal
EUT: ACCESS POINT	Power: AC 120V/60Hz
Test Mode: Transmit by BLE 1M at 2480MHz	

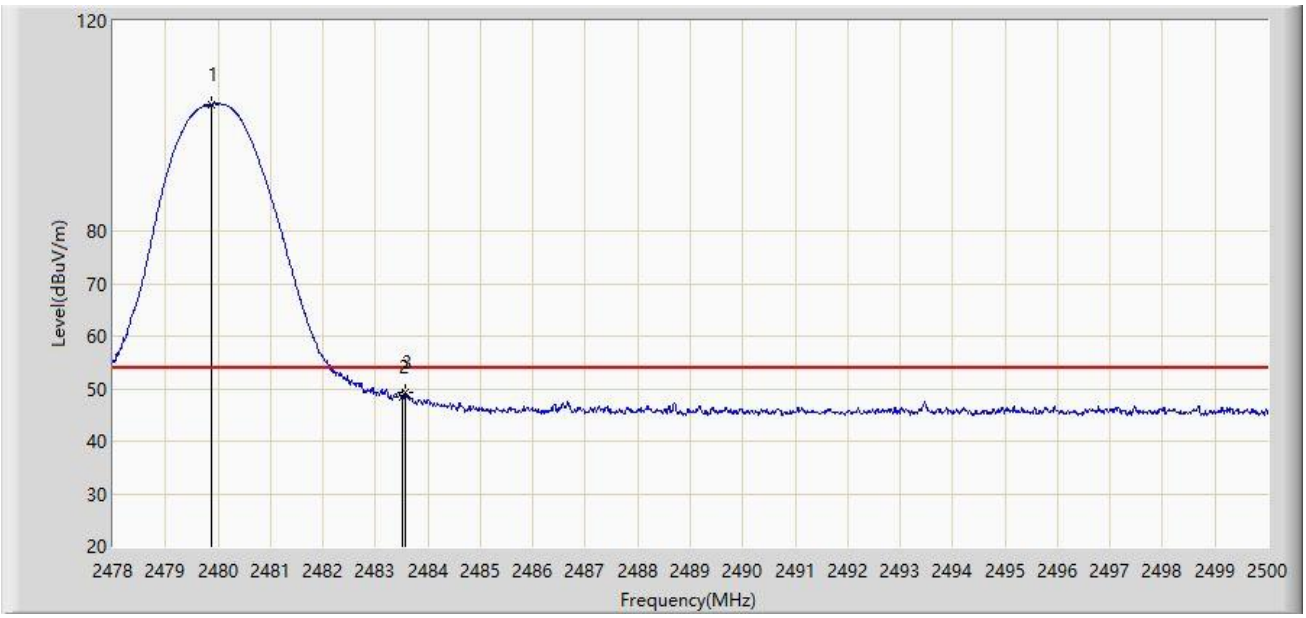

No	Mark	Frequency (MHz)	Measure Level (dBμV/m)	Reading Level (dBμV)	Margin (dB)	Limit (dBμV/m)	Factor (dB/m)	Type
1		2479.870	104.039	72.815	N/A	N/A	31.224	AV
2		2483.500	48.394	17.168	-5.606	54.000	31.226	AV
3	*	2483.566	49.243	18.017	-4.757	54.000	31.226	AV

Note 1: " * ", means this data is the worst emission level.

Note 2: Measure Level (dBμV/m) = Reading Level (dBμV) + Factor (dB/m).

Note 3: Factor (dB/m) = Cable Loss (dB) + Antenna Factor (dB/m).

Site: WZ-AC1	Test Date: 2023-08-22
Limit: FCC_2.4G_RE(3m)	Engineer: Carl Jiang
Probe: BBHA9120D_1167_1-18GHz	Polarity: Vertical
EUT: ACCESS POINT	Power: AC 120V/60Hz
Test Mode: Transmit by BLE 1M at 2480MHz	

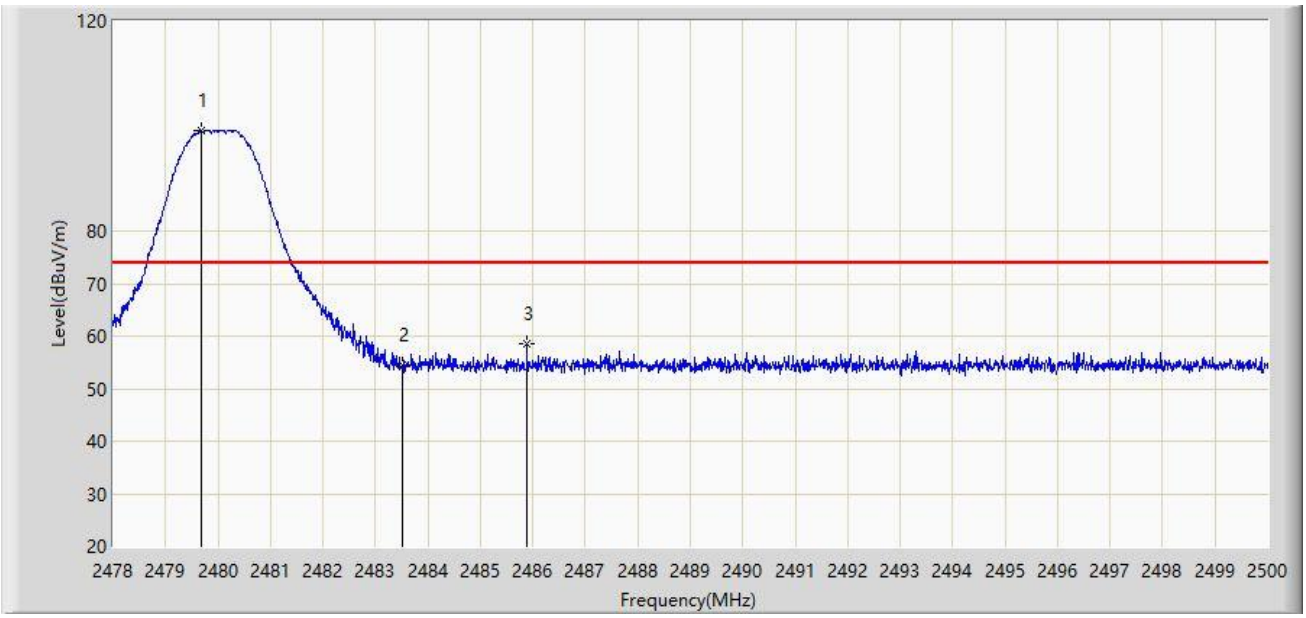

No	Mark	Frequency (MHz)	Measure Level (dBμV/m)	Reading Level (dBμV)	Margin (dB)	Limit (dBμV/m)	Factor (dB/m)	Type
1		2479.683	99.165	67.942	N/A	N/A	31.223	PK
2		2483.500	54.478	23.252	-19.522	74.000	31.226	PK
3	*	2485.887	58.476	27.248	-15.524	74.000	31.228	PK

Note 1: " * ", means this data is the worst emission level.

Note 2: Measure Level (dBμV/m) = Reading Level (dBμV) + Factor (dB/m).

Note 3: Factor (dB/m) = Cable Loss (dB) + Antenna Factor (dB/m).

Site: WZ-AC1	Test Date: 2023-08-22
Limit: FCC_2.4G_RE(3m)	Engineer: Carl Jiang
Probe: BBHA9120D_1167_1-18GHz	Polarity: Vertical
EUT: ACCESS POINT	Power: AC 120V/60Hz
Test Mode: Transmit by BLE 1M at 2480MHz	

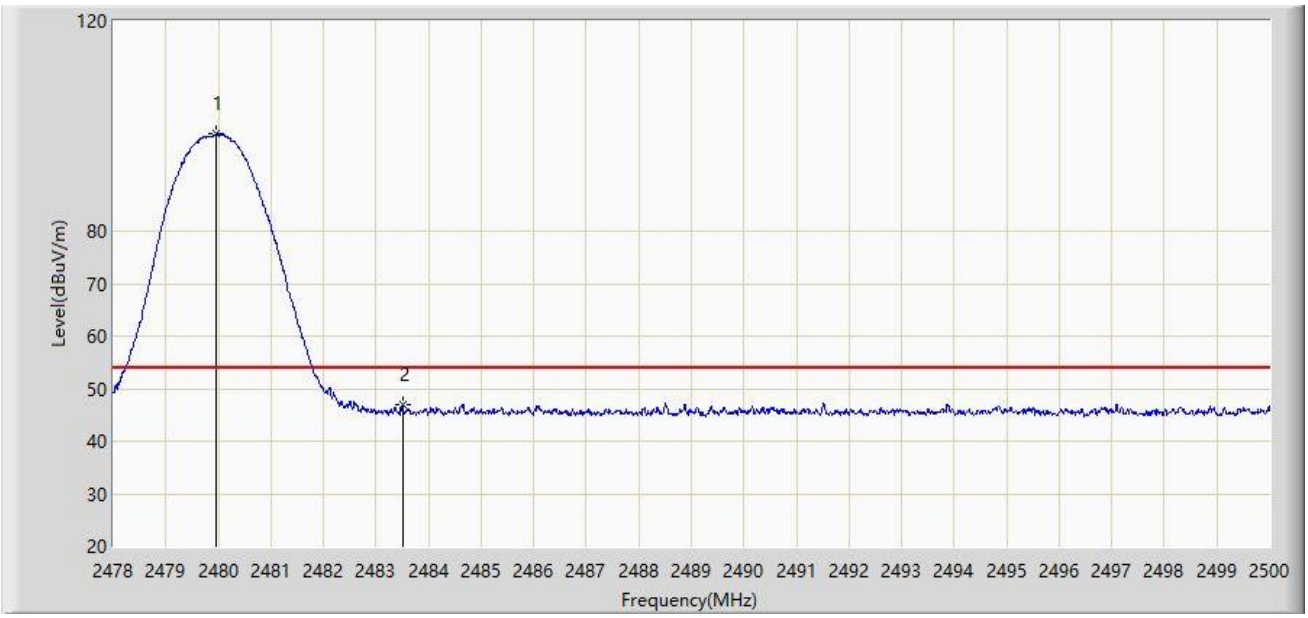

No	Mark	Frequency (MHz)	Measure Level (dBμV/m)	Reading Level (dBμV)	Margin (dB)	Limit (dBμV/m)	Factor (dB/m)	Type
1		2479.958	98.461	67.237	N/A	N/A	31.224	AV
2	*	2483.500	46.961	15.735	-7.039	54.000	31.226	AV

Note 1: " * ", means this data is the worst emission level.

Note 2: Measure Level (dBμV/m) = Reading Level (dBμV) + Factor (dB/m).

Note 3: Factor (dB/m) = Cable Loss (dB) + Antenna Factor (dB/m).

Site: WZ-AC1	Test Date: 2023-08-22
Limit: FCC_2.4G_RE(3m)	Engineer: Carl Jiang
Probe: BBHA9120D_1167_1-18GHz	Polarity: Horizontal
EUT: ACCESS POINT	Power: AC 120V/60Hz
Test Mode: Transmit by BLE 2M at 2480MHz	

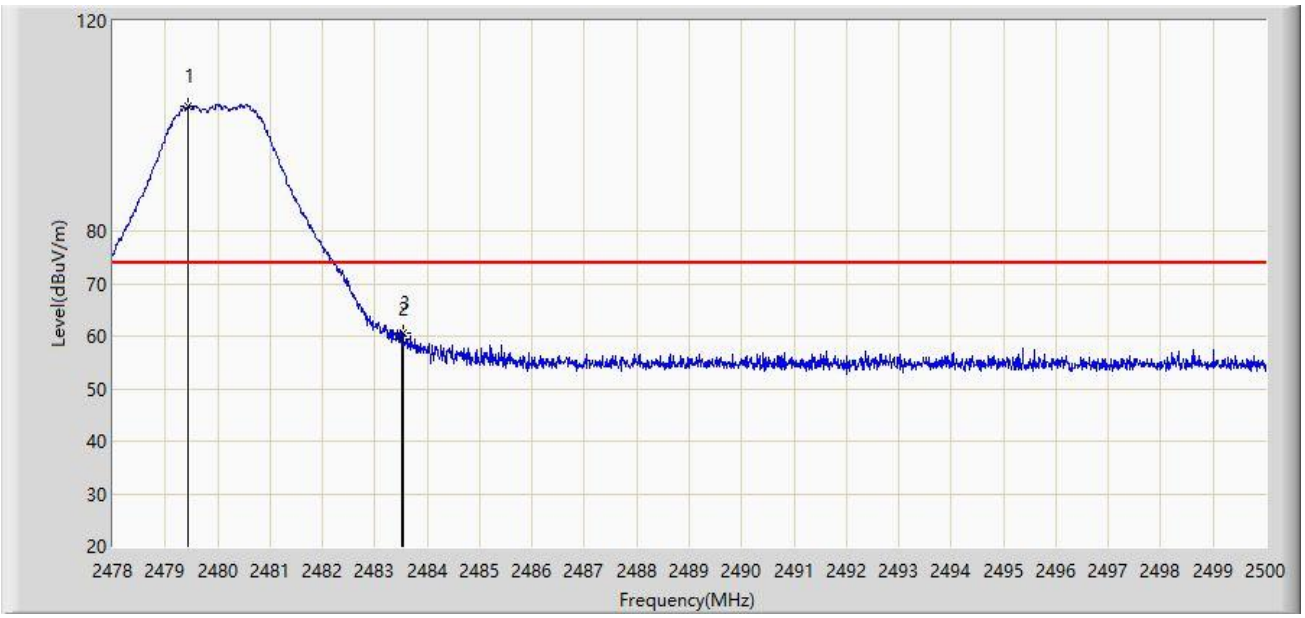

No	Mark	Frequency (MHz)	Measure Level (dBμV/m)	Reading Level (dBμV)	Margin (dB)	Limit (dBμV/m)	Factor (dB/m)	Type
1		2479.430	103.755	72.532	N/A	N/A	31.223	PK
2		2483.500	59.298	28.072	-14.702	74.000	31.226	PK
3	*	2483.533	60.464	29.238	-13.536	74.000	31.226	PK

Note 1: " * ", means this data is the worst emission level.

Note 2: Measure Level (dBμV/m) = Reading Level (dBμV) + Factor (dB/m).

Note 3: Factor (dB/m) = Cable Loss (dB) + Antenna Factor (dB/m).

Site: WZ-AC1	Test Date: 2023-08-22
Limit: FCC_2.4G_RE(3m)	Engineer: Carl Jiang
Probe: BBHA9120D_1167_1-18GHz	Polarity: Horizontal
EUT: ACCESS POINT	Power: AC 120V/60Hz
Test Mode: Transmit by BLE 2M at 2480MHz	

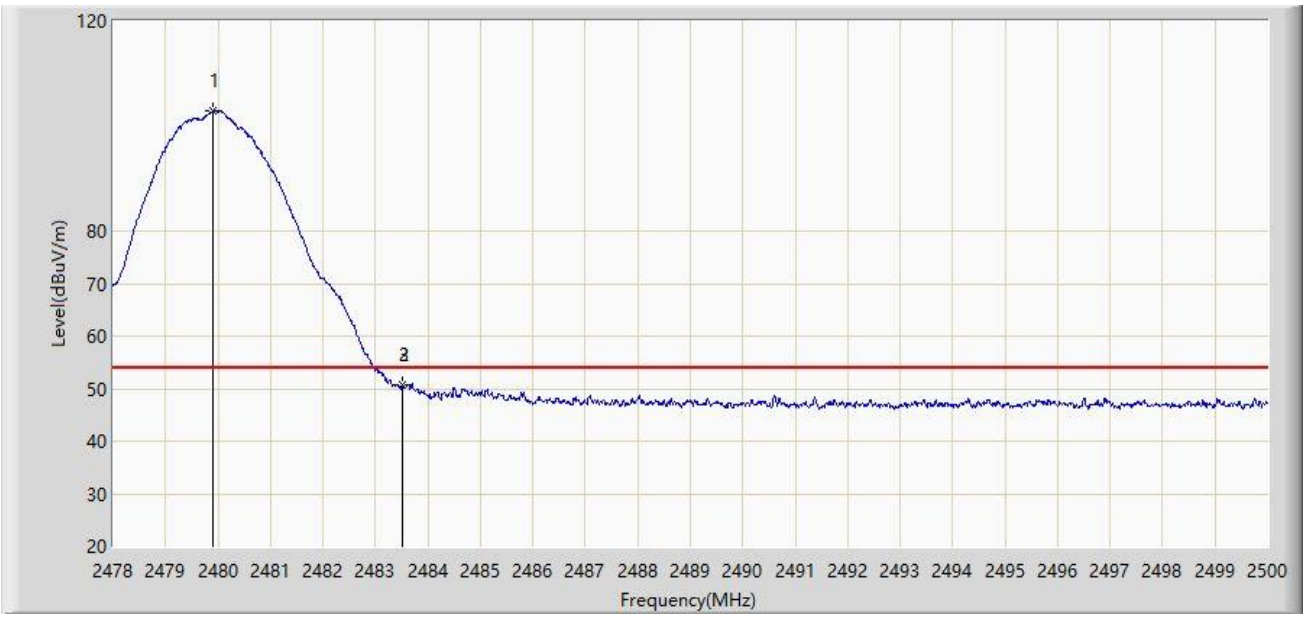

No	Mark	Frequency (MHz)	Measure Level (dBμV/m)	Reading Level (dBμV)	Margin (dB)	Limit (dBμV/m)	Factor (dB/m)	Type
1		2479.903	102.787	71.563	N/A	N/A	31.224	AV
2		2483.500	50.600	19.374	-3.400	54.000	31.226	AV
3	*	2483.511	50.854	19.628	-3.146	54.000	31.226	AV

Note 1: " * ", means this data is the worst emission level.

Note 2: Measure Level (dBμV/m) = Reading Level (dBμV) + Factor (dB/m).

Note 3: Factor (dB/m) = Cable Loss (dB) + Antenna Factor (dB/m).

Site: WZ-AC1	Test Date: 2023-08-22
Limit: FCC_2.4G_RE(3m)	Engineer: Carl Jiang
Probe: BBHA9120D_1167_1-18GHz	Polarity: Vertical
EUT: ACCESS POINT	Power: AC 120V/60Hz
Test Mode: Transmit by BLE 2M at 2480MHz	

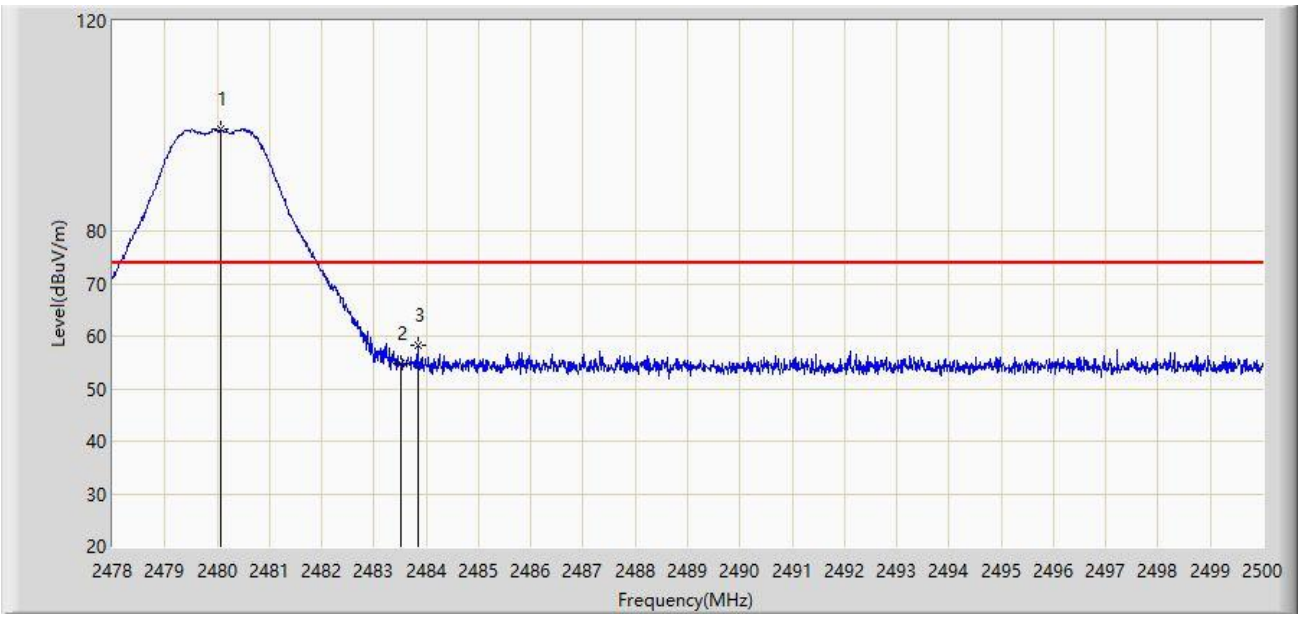

No	Mark	Frequency (MHz)	Measure Level (dBμV/m)	Reading Level (dBμV)	Margin (dB)	Limit (dBμV/m)	Factor (dB/m)	Type
1		2480.057	99.350	68.126	N/A	N/A	31.224	PK
2		2483.500	54.684	23.458	-19.316	74.000	31.226	PK
3	*	2483.841	58.198	26.972	-15.802	74.000	31.226	PK

Note 1: " * ", means this data is the worst emission level.

Note 2: Measure Level (dBμV/m) = Reading Level (dBμV) + Factor (dB/m).

Note 3: Factor (dB/m) = Cable Loss (dB) + Antenna Factor (dB/m).

Site: WZ-AC1	Test Date: 2023-08-22
Limit: FCC_2.4G_RE(3m)	Engineer: Carl Jiang
Probe: BBHA9120D_1167_1-18GHz	Polarity: Vertical
EUT: ACCESS POINT	Power: AC 120V/60Hz
Test Mode: Transmit by BLE 2M at 2480MHz	

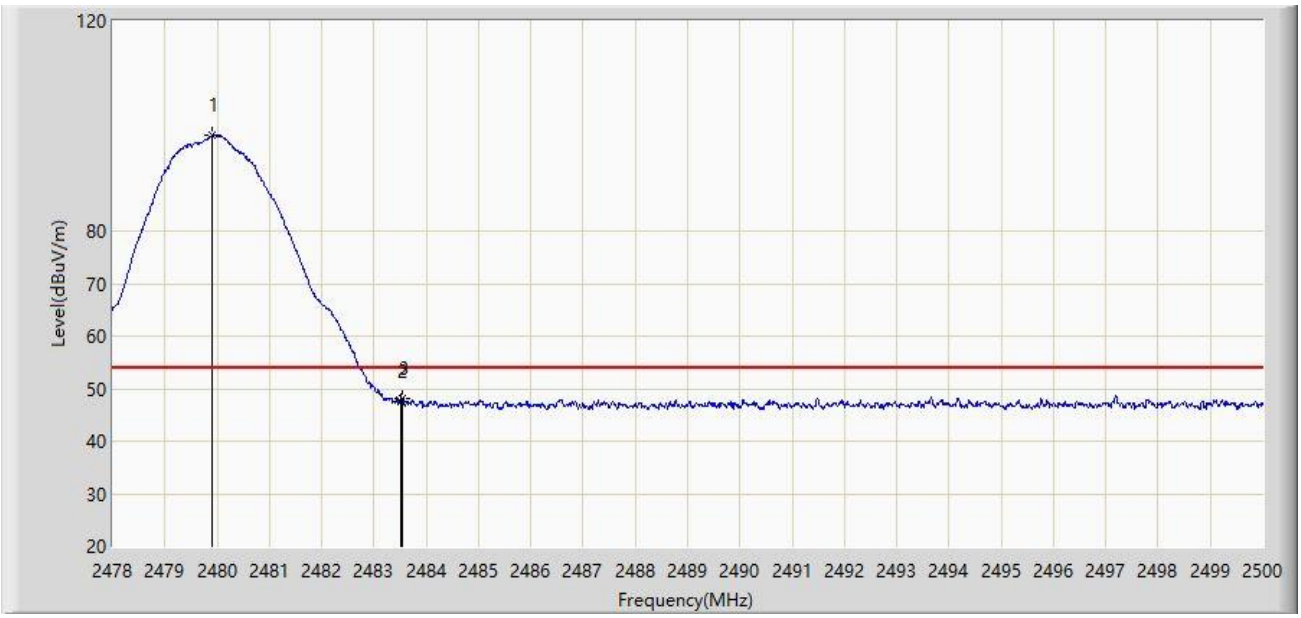

No	Mark	Frequency (MHz)	Measure Level (dBμV/m)	Reading Level (dBμV)	Margin (dB)	Limit (dBμV/m)	Factor (dB/m)	Type
1		2479.903	98.195	66.971	N/A	N/A	31.224	AV
2		2483.500	47.590	16.364	-6.410	54.000	31.226	AV
3	*	2483.533	48.161	16.935	-5.839	54.000	31.226	AV

Note 1: " * ", means this data is the worst emission level.

Note 2: Measure Level (dBμV/m) = Reading Level (dBμV) + Factor (dB/m).

Note 3: Factor (dB/m) = Cable Loss (dB) + Antenna Factor (dB/m).

A.8 AC Conducted Emissions Test Result

Site: WZ-SR2	Test Date: 2023-08-24
Limit: FCC_Part15.207_CE_AC Power	Engineer: Linda Wei
Probe: ENV216_101683_Filter Off_C	Polarity: Line
EUT: ACCESS POINT	Power: AC 120V/60Hz
Test Mode: Transmit by BLE 2M at 2402MHz	

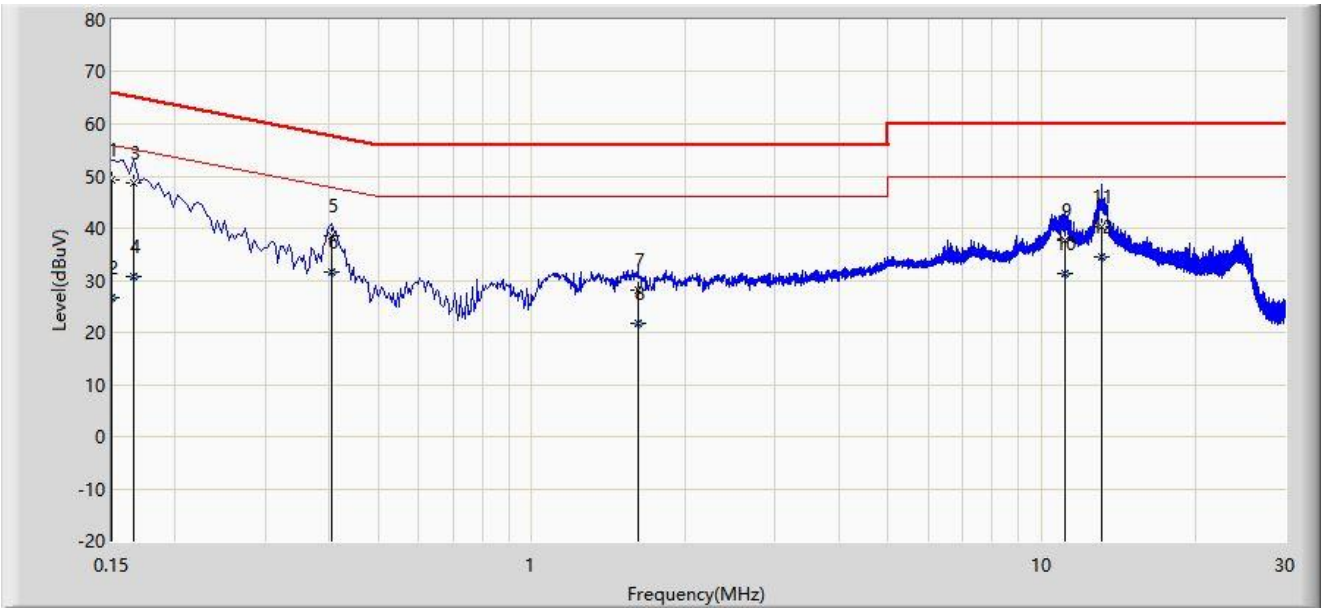

No	Mark	Frequency (MHz)	Measure Level (dBμV)	Reading Level (dBμV)	Margin (dB)	Limit (dBμV)	Factor (dB)	Type
1		0.150	49.224	39.509	-16.776	66.000	9.715	QP
2		0.150	26.765	17.049	-29.235	56.000	9.715	AV
3		0.166	48.706	38.989	-16.452	65.158	9.718	QP
4		0.166	30.633	20.915	-24.525	55.158	9.718	AV
5		0.406	38.428	28.629	-19.302	57.730	9.798	QP
6		0.406	31.462	21.664	-16.268	47.730	9.798	AV
7		1.614	28.054	17.964	-27.946	56.000	10.091	QP
8		1.614	21.698	11.608	-24.302	46.000	10.091	AV
9		11.106	37.576	27.278	-22.424	60.000	10.298	QP
10		11.106	31.360	21.062	-18.640	50.000	10.298	AV
11		13.082	40.395	30.101	-19.605	60.000	10.294	QP
12	*	13.082	34.441	24.147	-15.559	50.000	10.294	AV

Note 1: " * ", means this data is the worst emission level.

Note 2: Measure Level (dBμV) = Reading Level (dBμV) + Factor (dB).

Note 3: Factor (dB) = Cable Loss (dB) + LISN Factor (dB).

Site: WZ-SR2	Test Date: 2023-08-24
Limit: FCC_Part15.207_CE_AC Power	Engineer: Linda Wei
Probe: ENV216_101683_Filter Off_C	Polarity: Neutral
EUT: ACCESS POINT	Power: AC 120V/60Hz
Test Mode: Transmit by BLE 2M at 2402MHz	

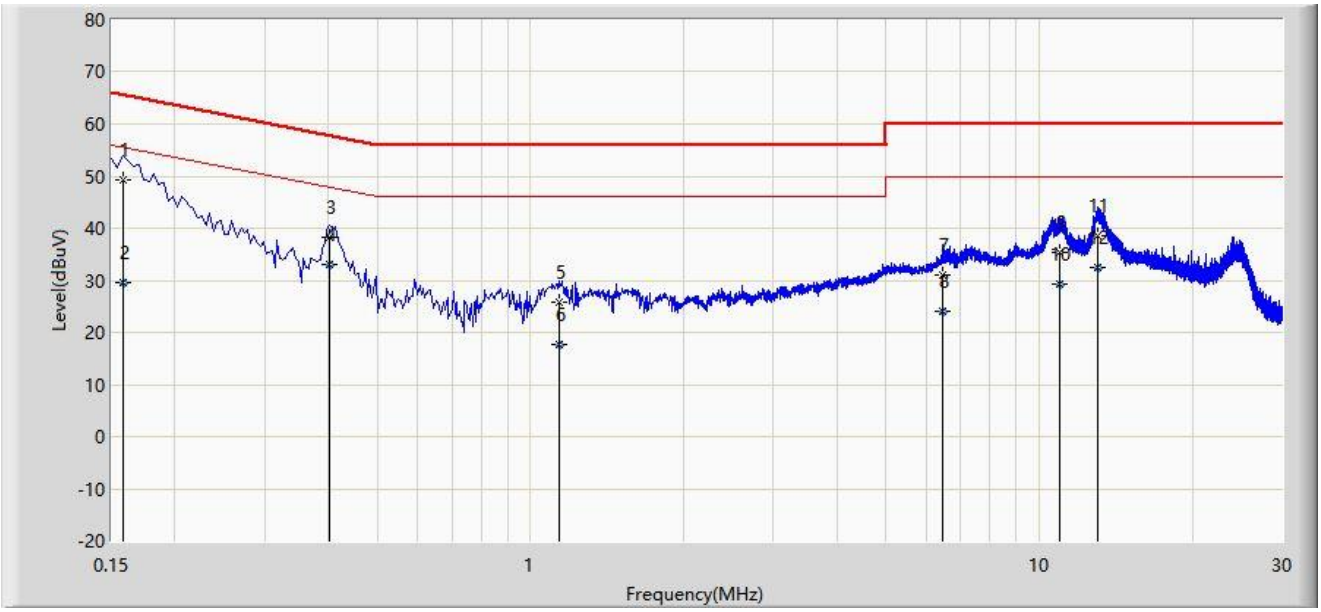

No	Mark	Frequency (MHz)	Measure Level (dBμV)	Reading Level (dBμV)	Margin (dB)	Limit (dBμV)	Factor (dB)	Type
1		0.158	49.153	39.447	-16.416	65.568	9.706	QP
2		0.158	29.542	19.836	-26.027	55.568	9.706	AV
3		0.402	38.134	28.348	-19.678	57.812	9.786	QP
4	*	0.402	32.969	23.182	-14.843	47.812	9.786	AV
5		1.138	25.701	15.630	-30.299	56.000	10.072	QP
6		1.138	17.559	7.488	-28.441	46.000	10.072	AV
7		6.470	31.013	20.817	-28.987	60.000	10.195	QP
8		6.470	24.157	13.962	-25.843	50.000	10.195	AV
9		10.934	35.351	25.063	-24.649	60.000	10.288	QP
10		10.934	29.186	18.898	-20.814	50.000	10.288	AV
11		12.982	38.642	28.358	-21.358	60.000	10.284	QP
12		12.982	32.605	22.321	-17.395	50.000	10.284	AV

Note 1: " * ", means this data is the worst emission level.

Note 2: Measure Level (dBμV) = Reading Level (dBμV) + Factor (dB).

Note 3: Factor (dB) = Cable Loss (dB) + LISN Factor (dB).

Appendix B - Test Setup Photograph

Refer to “2306RSU040-UT” file.

Appendix C - EUT Photograph

Refer to “2306RSU040-UE” file.

The End