Site: WZ-AC2	Test Date: 2023-08-07
Limit: FCC_2.4G_RE(3m)	Engineer: Dick Shen
Probe: Horn 3117_1-18GHz	Polarity: Vertical
EUT: ACCESS POINT	Power: AC 120V/60Hz
Test Mode: Transmit by 802.11g at 2462MHz	

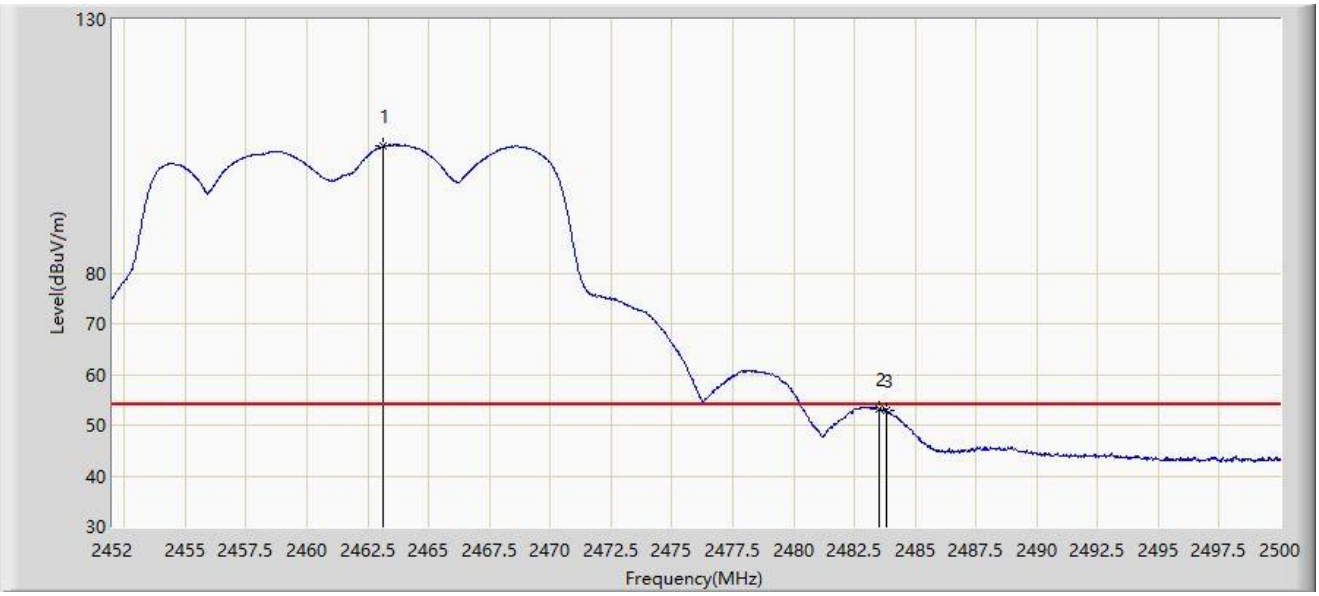

No	Mark	Frequency (MHz)	Measure Level (dBμV/m)	Reading Level (dBμV)	Margin (dB)	Limit (dBμV/m)	Factor (dB/m)	Type
1		2463.136	105.020	68.699	N/A	N/A	36.321	AV
2	*	2483.500	53.245	16.850	-0.755	54.000	36.395	AV
3		2483.800	52.938	16.542	-1.062	54.000	36.396	AV

Note 1: " * ", means this data is the worst emission level.

Note 2: Measure Level (dBμV/m) = Reading Level (dBμV) + Factor (dB/m).

Note 3: Factor (dB/m) = Cable Loss (dB) + Antenna Factor (dB/m).

Site: WZ-AC2	Test Date: 2023-08-07
Limit: FCC_2.4G_RE(3m)	Engineer: Dick Shen
Probe: Horn 3117_1-18GHz	Polarity: Horizontal
EUT: ACCESS POINT	Power: AC 120V/60Hz
Test Mode: Transmit by 802.11n-HT20 at 2412MHz	

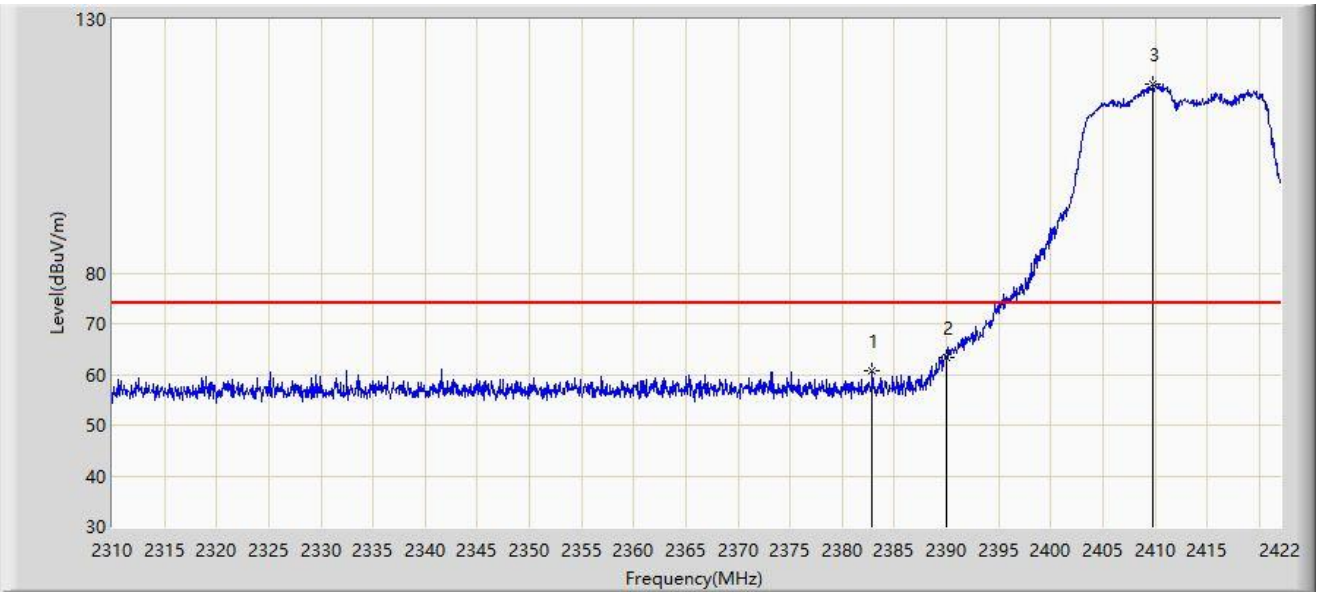

No	Mark	Frequency (MHz)	Measure Level (dBμV/m)	Reading Level (dBμV)	Margin (dB)	Limit (dBμV/m)	Factor (dB/m)	Type
1		2382.912	60.815	24.609	-13.185	74.000	36.206	PK
2	*	2390.000	63.374	27.173	-10.626	74.000	36.201	PK
3		2409.792	117.255	81.067	N/A	N/A	36.187	PK

Note 1: " * ", means this data is the worst emission level.

Note 2: Measure Level (dBμV/m) = Reading Level (dBμV) + Factor (dB/m).

Note 3: Factor (dB/m) = Cable Loss (dB) + Antenna Factor (dB/m).

Site: WZ-AC2	Test Date: 2023-08-07
Limit: FCC_2.4G_RE(3m)	Engineer: Dick Shen
Probe: Horn 3117_1-18GHz	Polarity: Horizontal
EUT: ACCESS POINT	Power: AC 120V/60Hz
Test Mode: Transmit by 802.11n-HT20 at 2412MHz	

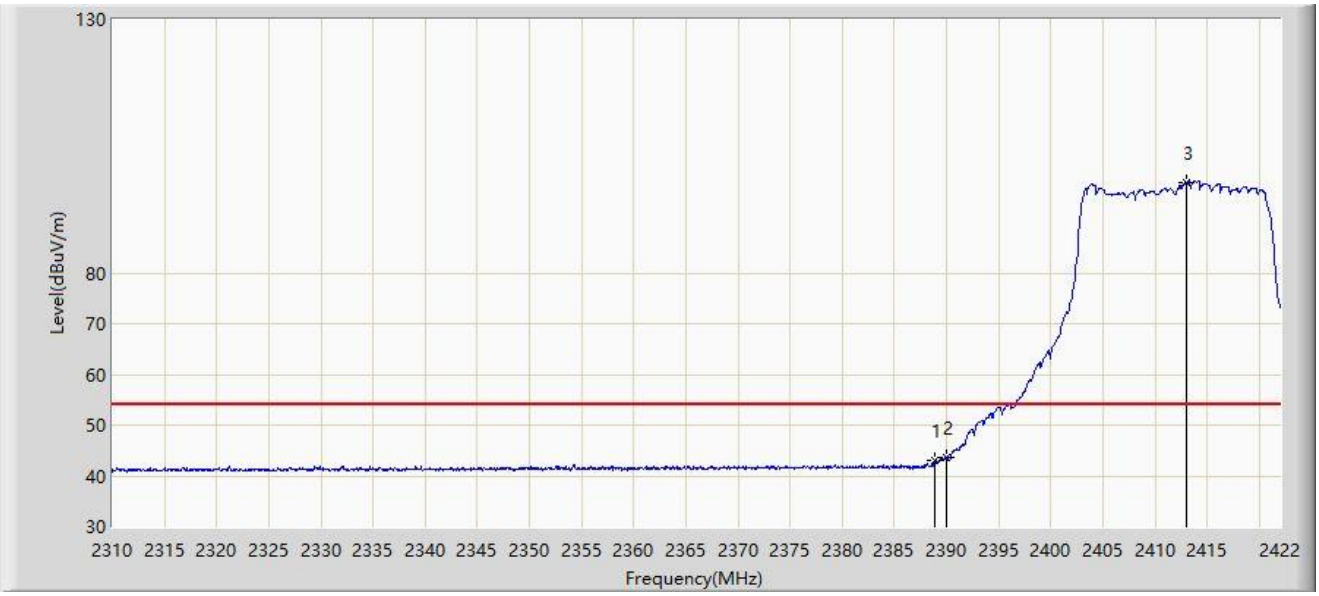

No	Mark	Frequency (MHz)	Measure Level (dBμV/m)	Reading Level (dBμV)	Margin (dB)	Limit (dBμV/m)	Factor (dB/m)	Type
1		2388.904	43.009	6.806	-10.991	54.000	36.203	AV
2	*	2390.000	43.637	7.436	-10.363	54.000	36.201	AV
3		2413.040	97.873	61.681	N/A	N/A	36.192	AV

Note 1: " * ", means this data is the worst emission level.

Note 2: Measure Level (dBμV/m) = Reading Level (dBμV) + Factor (dB/m).

Note 3: Factor (dB/m) = Cable Loss (dB) + Antenna Factor (dB/m).

Site: WZ-AC2	Test Date: 2023-08-07
Limit: FCC_2.4G_RE(3m)	Engineer: Dick Shen
Probe: Horn 3117_1-18GHz	Polarity: Vertical
EUT: ACCESS POINT	Power: AC 120V/60Hz
Test Mode: Transmit by 802.11n-HT20 at 2412MHz	

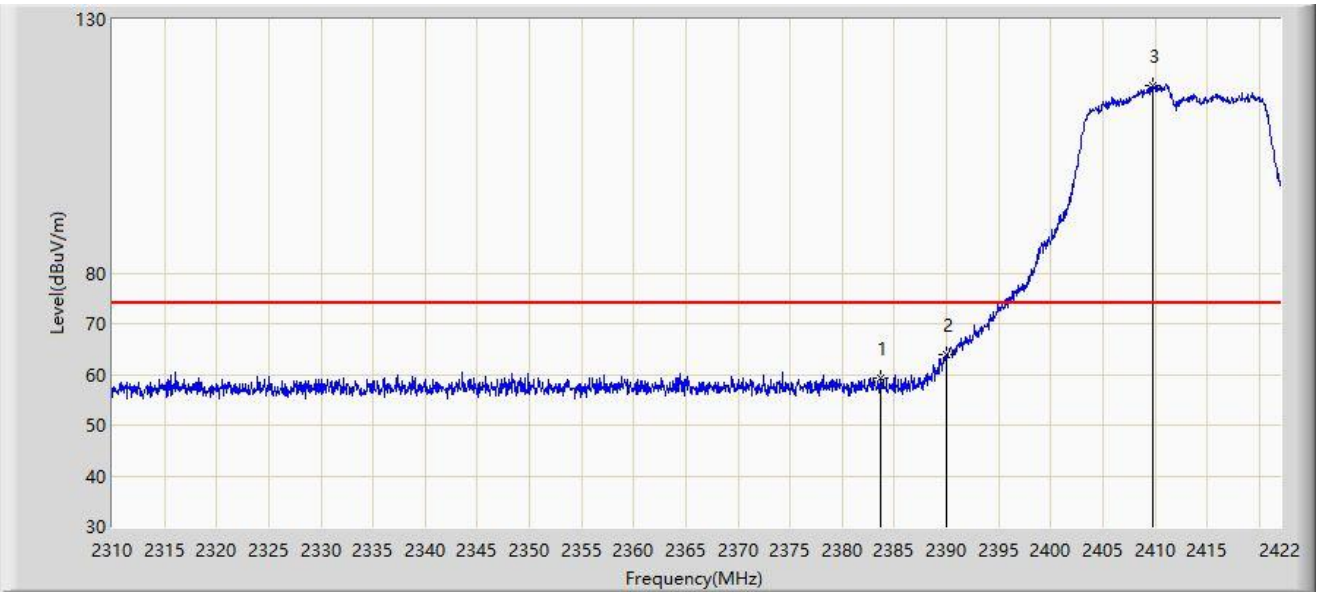

No	Mark	Frequency (MHz)	Measure Level (dBμV/m)	Reading Level (dBμV)	Margin (dB)	Limit (dBμV/m)	Factor (dB/m)	Type
1		2383.640	59.397	23.189	-14.603	74.000	36.208	PK
2	*	2390.000	63.864	27.663	-10.136	74.000	36.201	PK
3		2409.736	117.059	80.871	N/A	N/A	36.187	PK

Note 1: " * ", means this data is the worst emission level.

Note 2: Measure Level (dBμV/m) = Reading Level (dBμV) + Factor (dB/m).

Note 3: Factor (dB/m) = Cable Loss (dB) + Antenna Factor (dB/m).

Site: WZ-AC2	Test Date: 2023-08-07
Limit: FCC_2.4G_RE(3m)	Engineer: Dick Shen
Probe: Horn 3117_1-18GHz	Polarity: Vertical
EUT: ACCESS POINT	Power: AC 120V/60Hz
Test Mode: Transmit by 802.11n-HT20 at 2412MHz	

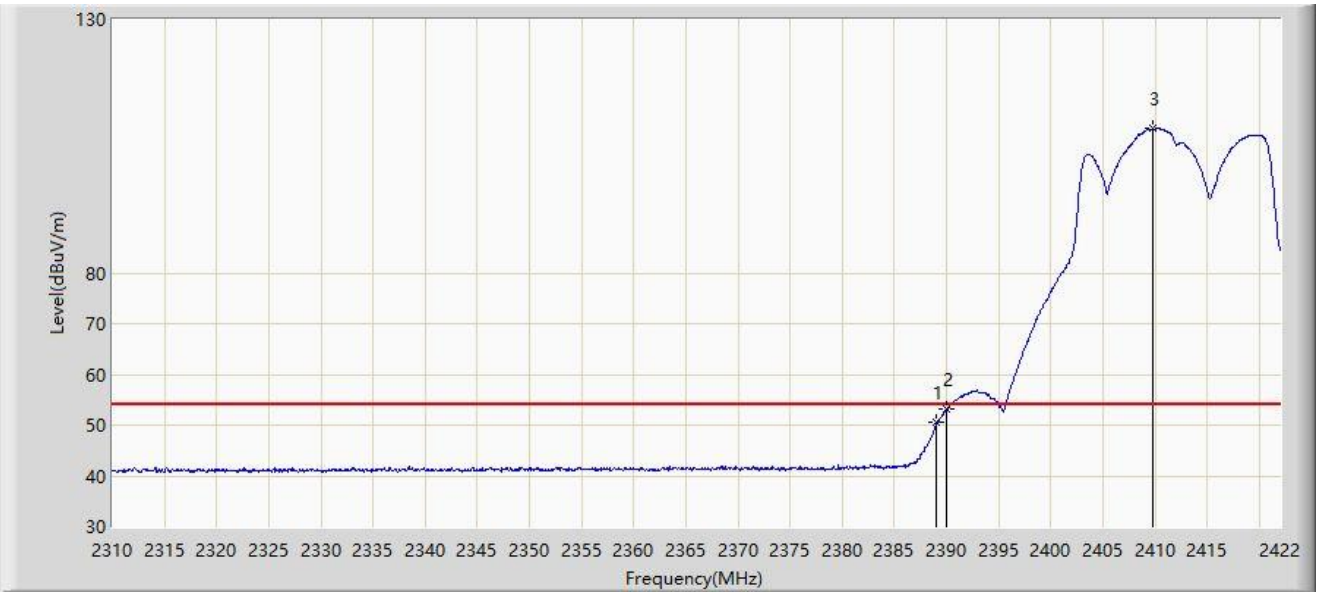

No	Mark	Frequency (MHz)	Measure Level (dBμV/m)	Reading Level (dBμV)	Margin (dB)	Limit (dBμV/m)	Factor (dB/m)	Type
1		2389.072	50.460	14.257	-3.540	54.000	36.202	AV
2	*	2390.000	53.069	16.868	-0.931	54.000	36.201	AV
3		2409.848	108.422	72.234	N/A	N/A	36.187	AV

Note 1: " * ", means this data is the worst emission level.

Note 2: Measure Level (dBμV/m) = Reading Level (dBμV) + Factor (dB/m).

Note 3: Factor (dB/m) = Cable Loss (dB) + Antenna Factor (dB/m).

Site: WZ-AC2	Test Date: 2023-08-07
Limit: FCC_2.4G_RE(3m)	Engineer: Dick Shen
Probe: Horn 3117_1-18GHz	Polarity: Horizontal
EUT: ACCESS POINT	Power: AC 120V/60Hz
Test Mode: Transmit by 802.11n-HT20 at 2462MHz	

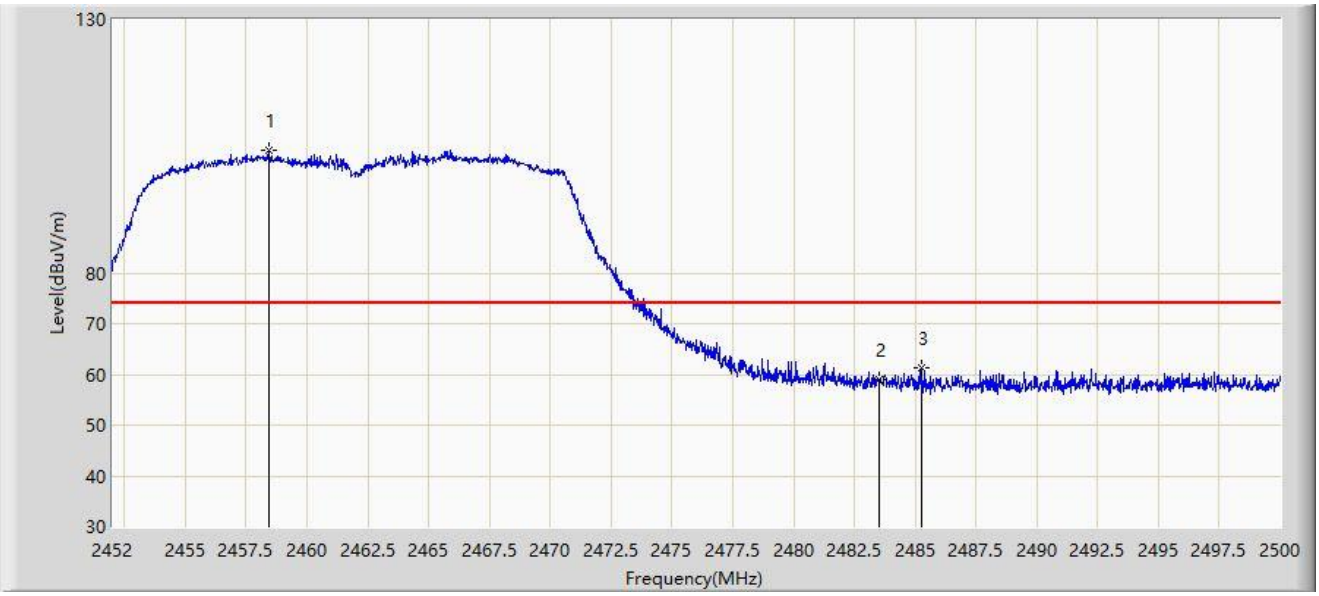

No	Mark	Frequency (MHz)	Measure Level (dBμV/m)	Reading Level (dBμV)	Margin (dB)	Limit (dBμV/m)	Factor (dB/m)	Type
1		2458.408	104.246	67.939	N/A	N/A	36.307	PK
2		2483.500	58.912	22.517	-15.088	74.000	36.395	PK
3	*	2485.288	61.284	24.885	-12.716	74.000	36.399	PK

Note 1: " * ", means this data is the worst emission level.

Note 2: Measure Level (dBμV/m) = Reading Level (dBμV) + Factor (dB/m).

Note 3: Factor (dB/m) = Cable Loss (dB) + Antenna Factor (dB/m).

Site: WZ-AC2	Test Date: 2023-08-07
Limit: FCC_2.4G_RE(3m)	Engineer: Dick Shen
Probe: Horn 3117_1-18GHz	Polarity: Horizontal
EUT: ACCESS POINT	Power: AC 120V/60Hz
Test Mode: Transmit by 802.11n-HT20 at 2462MHz	

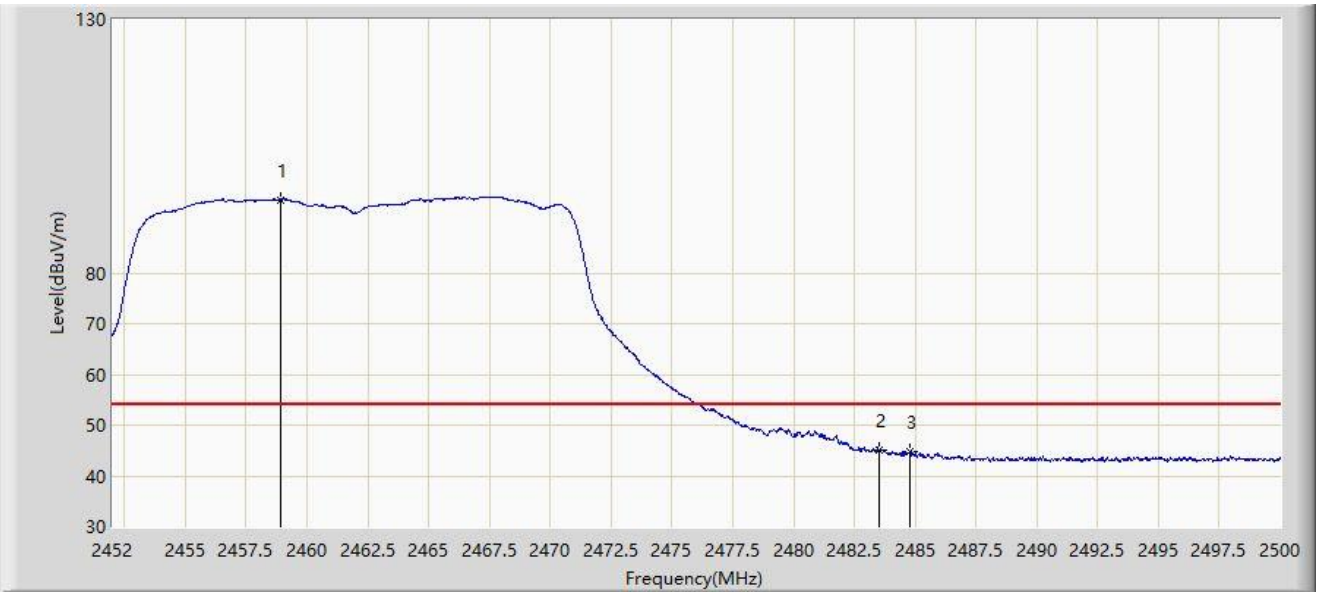

No	Mark	Frequency (MHz)	Measure Level (dBμV/m)	Reading Level (dBμV)	Margin (dB)	Limit (dBμV/m)	Factor (dB/m)	Type
1		2458.912	94.446	58.138	N/A	N/A	36.308	AV
2	*	2483.500	45.076	8.681	-8.924	54.000	36.395	AV
3		2484.784	44.894	8.496	-9.106	54.000	36.398	AV

Note 1: " * ", means this data is the worst emission level.

Note 2: Measure Level (dBμV/m) = Reading Level (dBμV) + Factor (dB/m).

Note 3: Factor (dB/m) = Cable Loss (dB) + Antenna Factor (dB/m).

Site: WZ-AC2	Test Date: 2023-08-07
Limit: FCC_2.4G_RE(3m)	Engineer: Dick Shen
Probe: Horn 3117_1-18GHz	Polarity: Vertical
EUT: ACCESS POINT	Power: AC 120V/60Hz
Test Mode: Transmit by 802.11n-HT20 at 2462MHz	

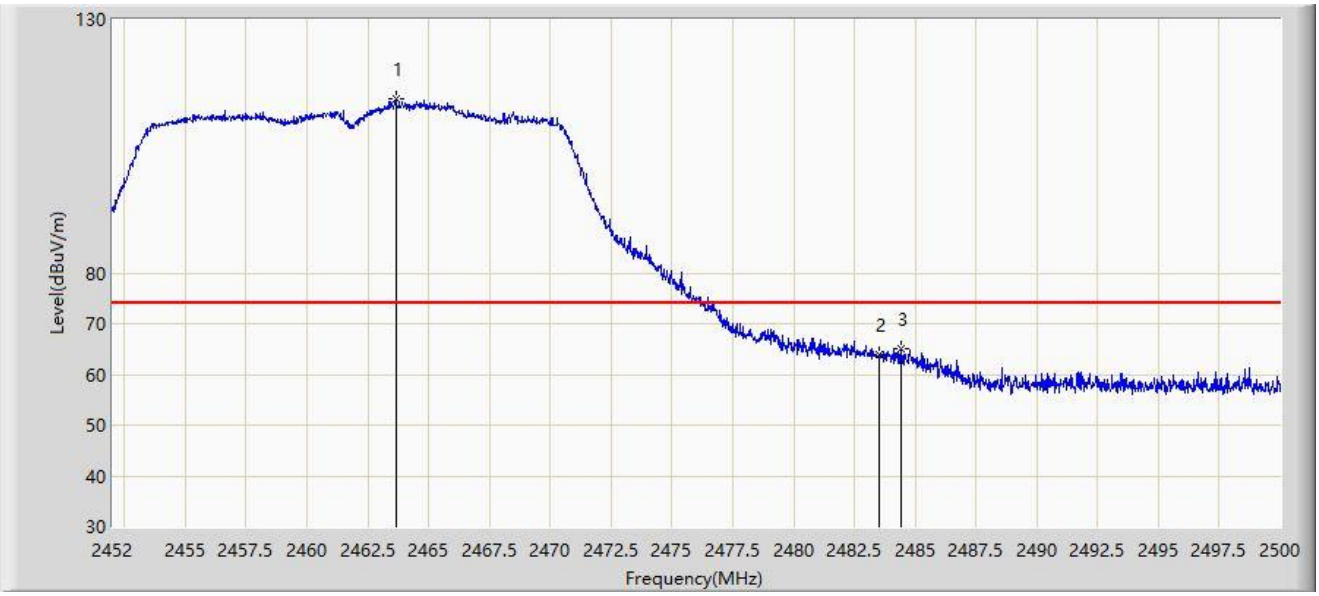

No	Mark	Frequency (MHz)	Measure Level (dBμV/m)	Reading Level (dBμV)	Margin (dB)	Limit (dBμV/m)	Factor (dB/m)	Type
1		2463.664	114.388	78.065	N/A	N/A	36.323	PK
2		2483.500	63.874	27.479	-10.126	74.000	36.395	PK
3	*	2484.400	64.967	28.570	-9.033	74.000	36.397	PK

Note 1: " * ", means this data is the worst emission level.

Note 2: Measure Level (dBμV/m) = Reading Level (dBμV) + Factor (dB/m).

Note 3: Factor (dB/m) = Cable Loss (dB) + Antenna Factor (dB/m).

Site: WZ-AC2	Test Date: 2023-08-07
Limit: FCC_2.4G_RE(3m)	Engineer: Dick Shen
Probe: Horn 3117_1-18GHz	Polarity: Vertical
EUT: ACCESS POINT	Power: AC 120V/60Hz
Test Mode: Transmit by 802.11n-HT20 at 2462MHz	

No	Mark	Frequency (MHz)	Measure Level (dBμV/m)	Reading Level (dBμV)	Margin (dB)	Limit (dBμV/m)	Factor (dB/m)	Type
1		2464.888	105.060	68.731	N/A	N/A	36.328	AV
2	*	2483.500	52.871	16.476	-1.129	54.000	36.395	AV
3		2484.064	52.519	16.123	-1.481	54.000	36.397	AV

Note 1: " * ", means this data is the worst emission level.

Note 2: Measure Level (dBμV/m) = Reading Level (dBμV) + Factor (dB/m).

Note 3: Factor (dB/m) = Cable Loss (dB) + Antenna Factor (dB/m).

Site: WZ-AC2	Test Date: 2023-08-08
Limit: FCC_2.4G_RE(3m)	Engineer: Dick Shen
Probe: Horn 3117_1-18GHz	Polarity: Horizontal
EUT: ACCESS POINT	Power: AC 120V/60Hz
Test Mode: Transmit by 802.11n-HT40 at 2422MHz	

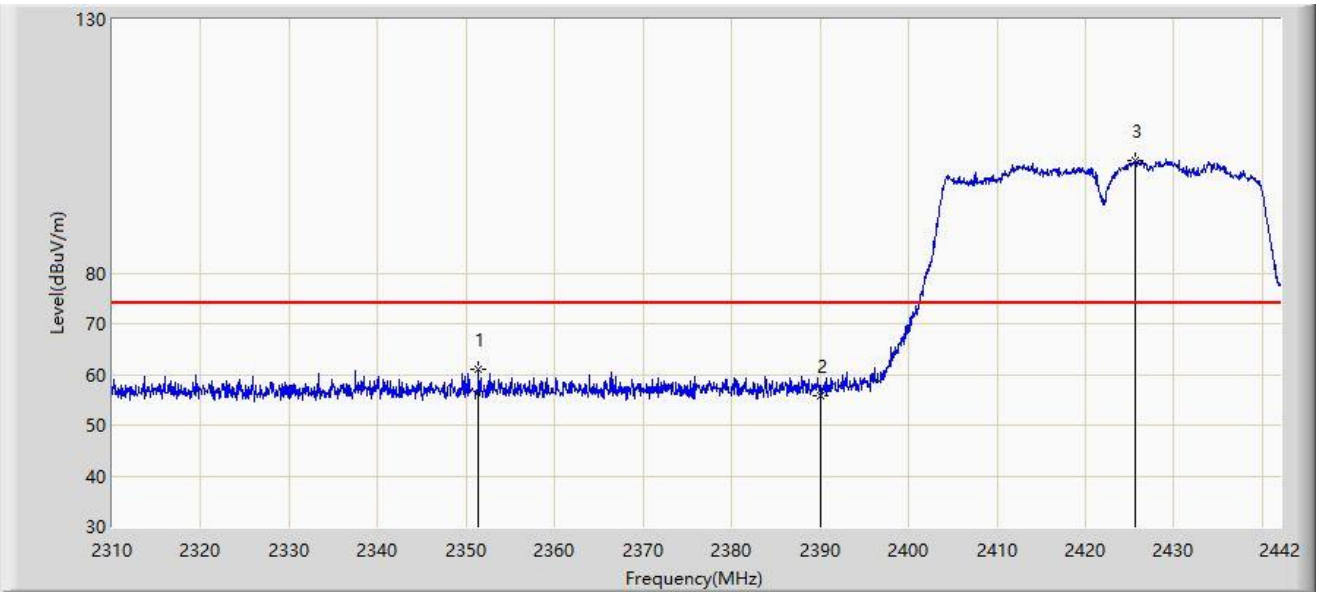

No	Mark	Frequency (MHz)	Measure Level (dBμV/m)	Reading Level (dBμV)	Margin (dB)	Limit (dBμV/m)	Factor (dB/m)	Type
1	*	2351.382	61.117	25.035	-12.883	74.000	36.081	PK
2		2390.000	55.916	19.715	-18.084	74.000	36.201	PK
3		2425.566	102.135	65.907	N/A	N/A	36.228	PK

Note 1: " * ", means this data is the worst emission level.

Note 2: Measure Level (dBμV/m) = Reading Level (dBμV) + Factor (dB/m).

Note 3: Factor (dB/m) = Cable Loss (dB) + Antenna Factor (dB/m).

Site: WZ-AC2	Test Date: 2023-08-08
Limit: FCC_2.4G_RE(3m)	Engineer: Dick Shen
Probe: Horn 3117_1-18GHz	Polarity: Horizontal
EUT: ACCESS POINT	Power: AC 120V/60Hz
Test Mode: Transmit by 802.11n-HT40 at 2422MHz	

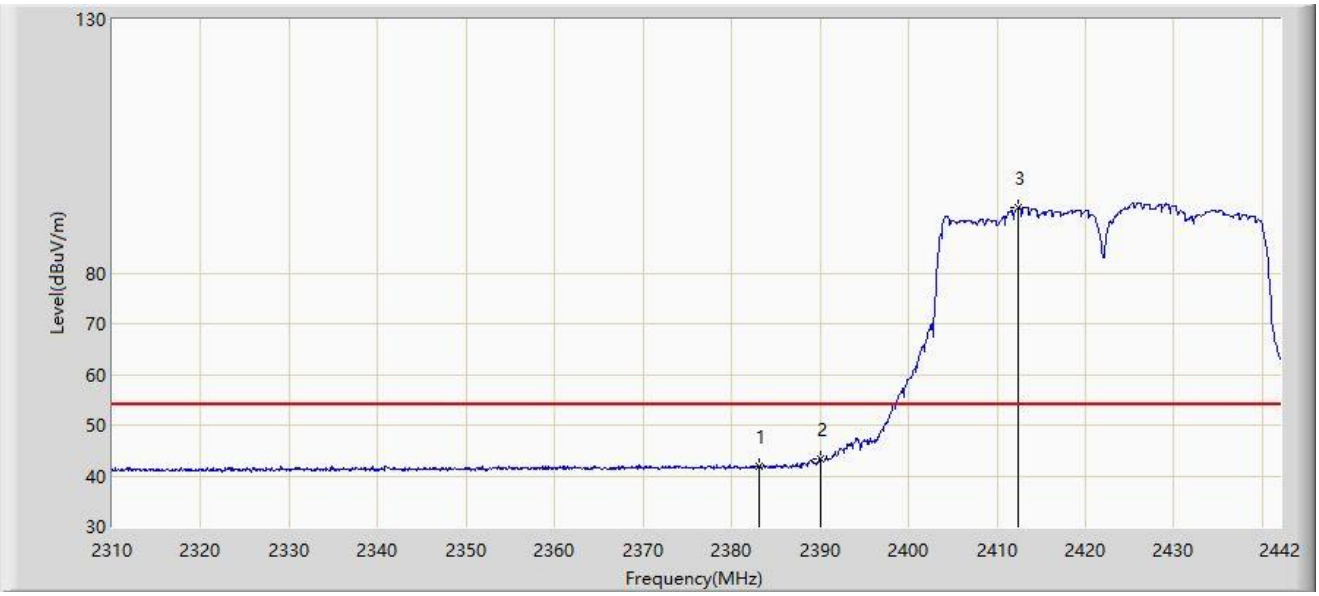

No	Mark	Frequency (MHz)	Measure Level (dBμV/m)	Reading Level (dBμV)	Margin (dB)	Limit (dBμV/m)	Factor (dB/m)	Type
1		2383.194	41.967	5.760	-12.033	54.000	36.207	AV
2	*	2390.000	43.299	7.098	-10.701	54.000	36.201	AV
3		2412.432	92.920	56.729	N/A	N/A	36.191	AV

Note 1: " * ", means this data is the worst emission level.

Note 2: Measure Level (dBμV/m) = Reading Level (dBμV) + Factor (dB/m).

Note 3: Factor (dB/m) = Cable Loss (dB) + Antenna Factor (dB/m).

Site: WZ-AC2	Test Date: 2023-08-07
Limit: FCC_2.4G_RE(3m)	Engineer: Dick Shen
Probe: Horn 3117_1-18GHz	Polarity: Vertical
EUT: ACCESS POINT	Power: AC 120V/60Hz
Test Mode: Transmit by 802.11n-HT40 at 2422MHz	

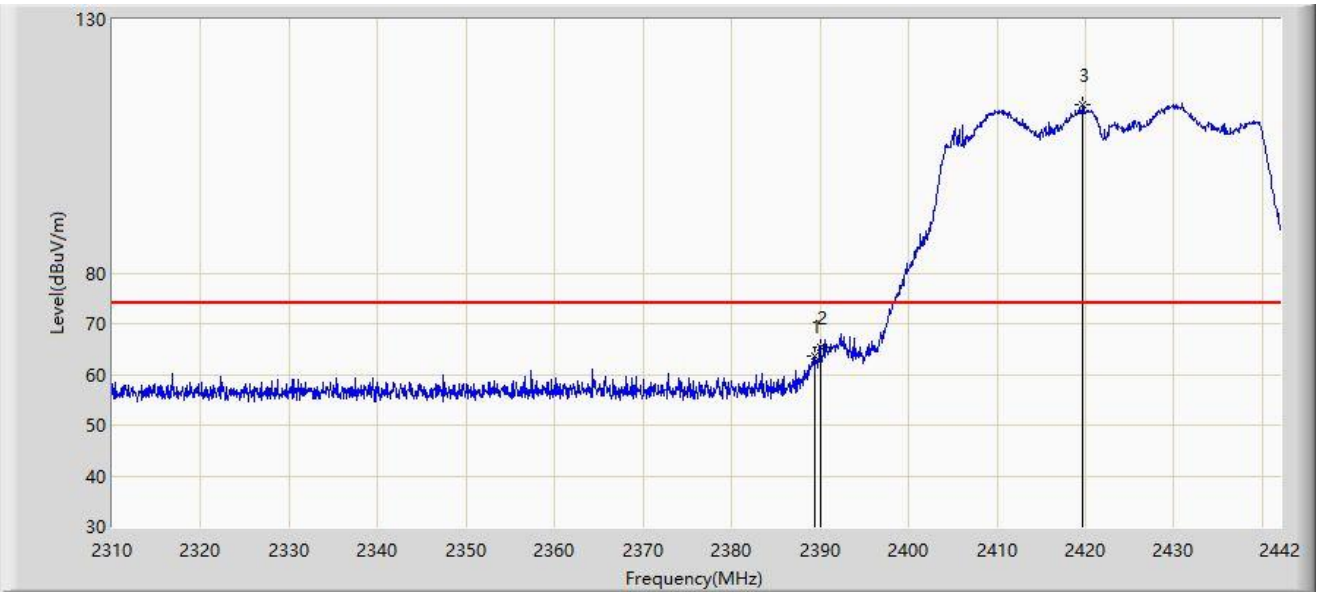

No	Mark	Frequency (MHz)	Measure Level (dBμV/m)	Reading Level (dBμV)	Margin (dB)	Limit (dBμV/m)	Factor (dB/m)	Type
1		2389.332	63.754	27.552	-10.246	74.000	36.203	PK
2	*	2390.000	65.348	29.147	-8.652	74.000	36.201	PK
3		2419.692	113.080	76.876	N/A	N/A	36.204	PK

Note 1: " * ", means this data is the worst emission level.

Note 2: Measure Level (dBμV/m) = Reading Level (dBμV) + Factor (dB/m).

Note 3: Factor (dB/m) = Cable Loss (dB) + Antenna Factor (dB/m).

Site: WZ-AC2	Test Date: 2023-08-07
Limit: FCC_2.4G_RE(3m)	Engineer: Dick Shen
Probe: Horn 3117_1-18GHz	Polarity: Vertical
EUT: ACCESS POINT	Power: AC 120V/60Hz
Test Mode: Transmit by 802.11n-HT40 at 2422MHz	

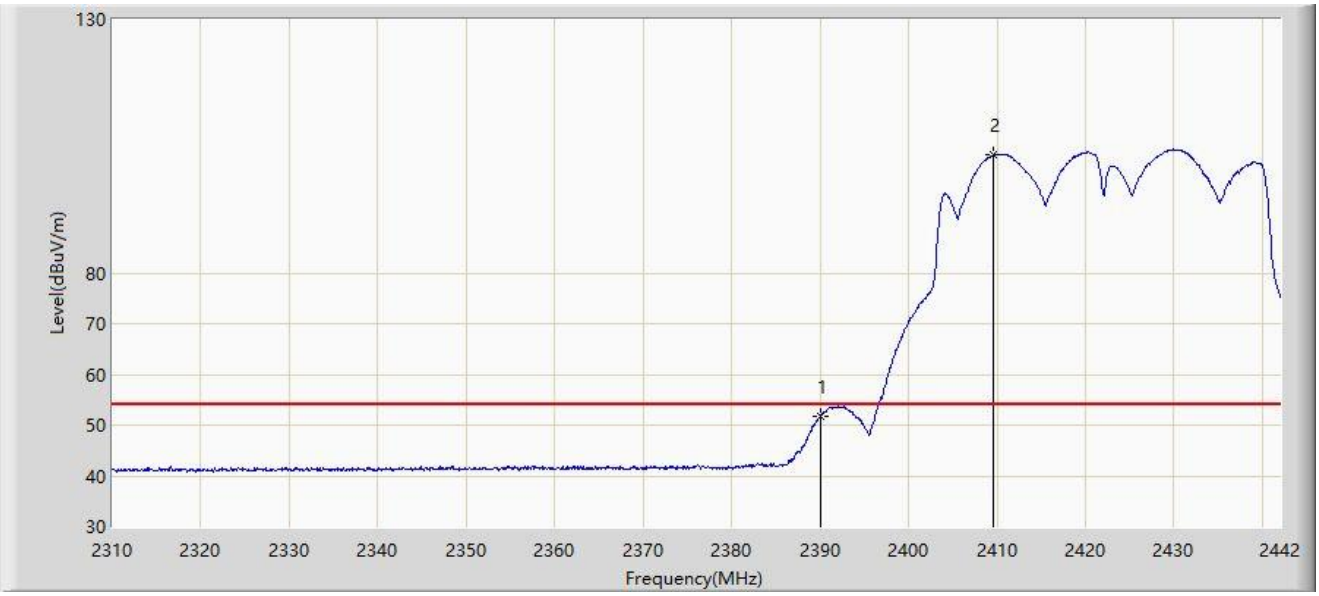

No	Mark	Frequency (MHz)	Measure Level (dBμV/m)	Reading Level (dBμV)	Margin (dB)	Limit (dBμV/m)	Factor (dB/m)	Type
1	*	2390.000	51.636	15.435	-2.364	54.000	36.201	AV
2		2409.528	103.216	67.029	N/A	N/A	36.188	AV

Note 1: " * ", means this data is the worst emission level.

Note 2: Measure Level (dBμV/m) = Reading Level (dBμV) + Factor (dB/m).

Note 3: Factor (dB/m) = Cable Loss (dB) + Antenna Factor (dB/m).

Site: WZ-AC2	Test Date: 2023-08-08
Limit: FCC_2.4G_RE(3m)	Engineer: Dick Shen
Probe: Horn 3117_1-18GHz	Polarity: Horizontal
EUT: ACCESS POINT	Power: AC 120V/60Hz
Test Mode: Transmit by 802.11n-HT40 at 2452MHz	

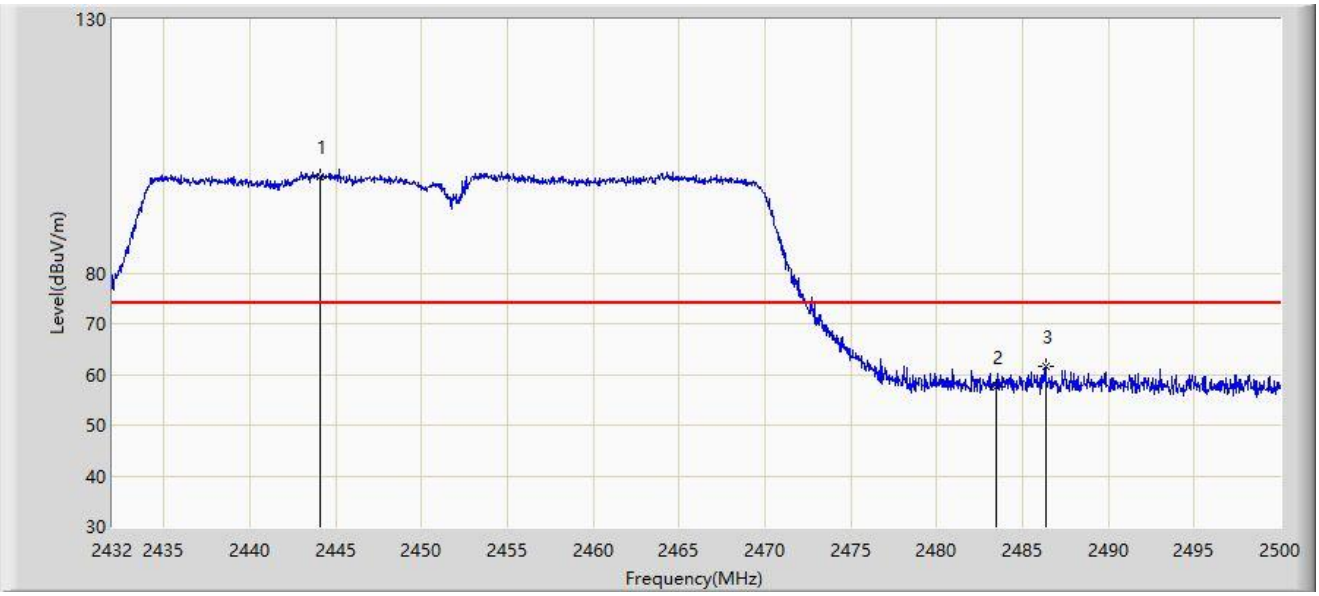

No	Mark	Frequency (MHz)	Measure Level (dBμV/m)	Reading Level (dBμV)	Margin (dB)	Limit (dBμV/m)	Factor (dB/m)	Type
1		2444.138	98.987	62.699	N/A	N/A	36.288	PK
2		2483.500	57.626	21.231	-16.374	74.000	36.395	PK
3	*	2486.332	61.637	25.236	-12.363	74.000	36.402	PK

Note 1: " * ", means this data is the worst emission level.

Note 2: Measure Level (dBμV/m) = Reading Level (dBμV) + Factor (dB/m).

Note 3: Factor (dB/m) = Cable Loss (dB) + Antenna Factor (dB/m).

Site: WZ-AC2	Test Date: 2023-08-08
Limit: FCC_2.4G_RE(3m)	Engineer: Dick Shen
Probe: Horn 3117_1-18GHz	Polarity: Horizontal
EUT: ACCESS POINT	Power: AC 120V/60Hz
Test Mode: Transmit by 802.11n-HT40 at 2452MHz	

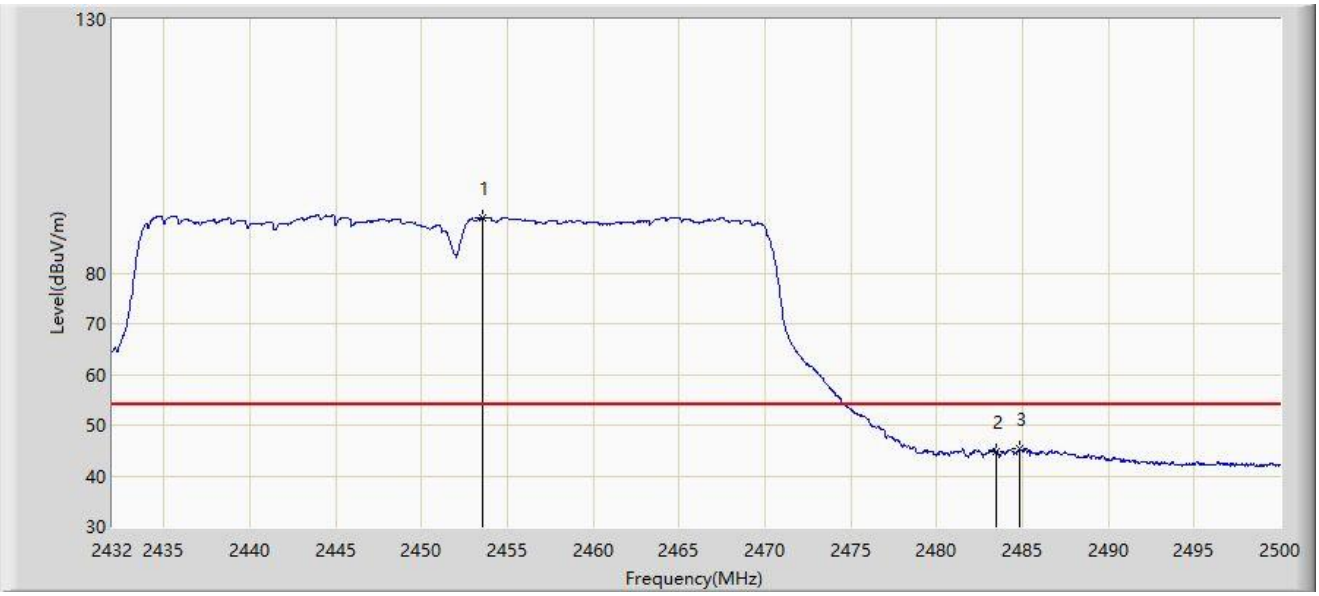

No	Mark	Frequency (MHz)	Measure Level (dBμV/m)	Reading Level (dBμV)	Margin (dB)	Limit (dBμV/m)	Factor (dB/m)	Type
1		2453.522	90.765	54.466	N/A	N/A	36.299	AV
2		2483.500	44.819	8.424	-9.181	54.000	36.395	AV
3	*	2484.836	45.240	8.842	-8.760	54.000	36.398	AV

Note 1: " * ", means this data is the worst emission level.

Note 2: Measure Level (dBμV/m) = Reading Level (dBμV) + Factor (dB/m).

Note 3: Factor (dB/m) = Cable Loss (dB) + Antenna Factor (dB/m).

Site: WZ-AC2	Test Date: 2023-08-08
Limit: FCC_2.4G_RE(3m)	Engineer: Dick Shen
Probe: Horn 3117_1-18GHz	Polarity: Vertical
EUT: ACCESS POINT	Power: AC 120V/60Hz
Test Mode: Transmit by 802.11n-HT40 at 2452MHz	

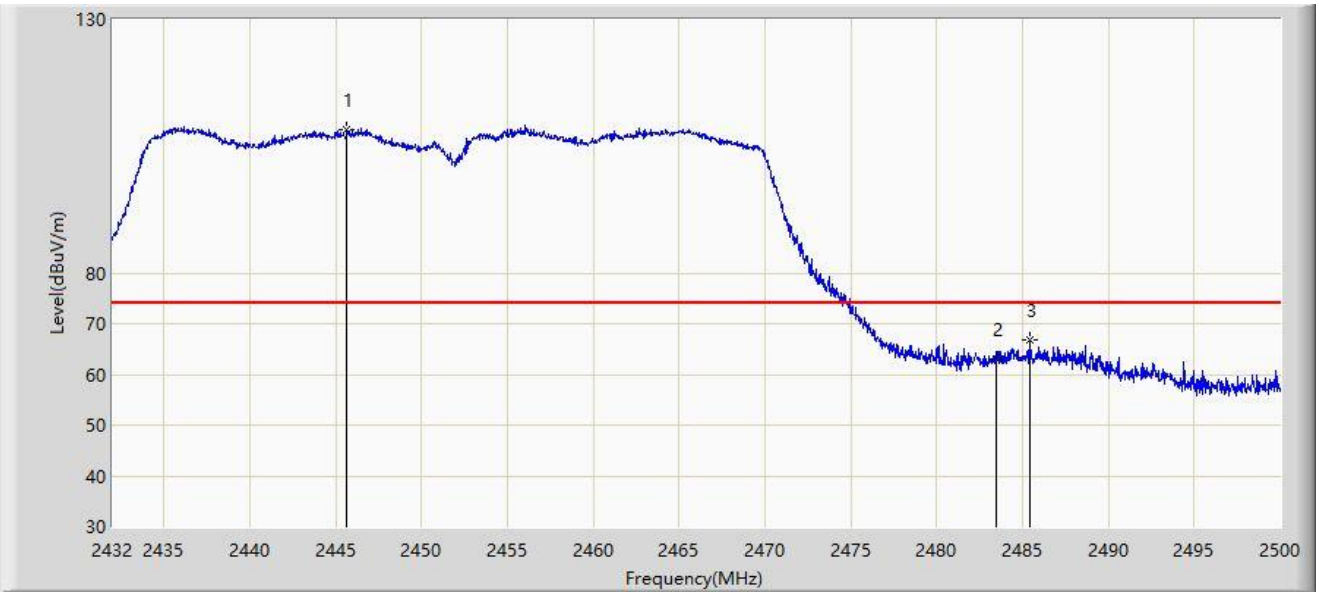

No	Mark	Frequency (MHz)	Measure Level (dBμV/m)	Reading Level (dBμV)	Margin (dB)	Limit (dBμV/m)	Factor (dB/m)	Type
1		2445.668	108.145	71.855	N/A	N/A	36.290	PK
2		2483.500	63.120	26.725	-10.880	74.000	36.395	PK
3	*	2485.448	66.739	30.340	-7.261	74.000	36.399	PK

Note 1: " * ", means this data is the worst emission level.

Note 2: Measure Level (dBμV/m) = Reading Level (dBμV) + Factor (dB/m).

Note 3: Factor (dB/m) = Cable Loss (dB) + Antenna Factor (dB/m).

Site: WZ-AC2	Test Date: 2023-08-08
Limit: FCC_2.4G_RE(3m)	Engineer: Dick Shen
Probe: Horn 3117_1-18GHz	Polarity: Vertical
EUT: ACCESS POINT	Power: AC 120V/60Hz
Test Mode: Transmit by 802.11n-HT40 at 2452MHz	

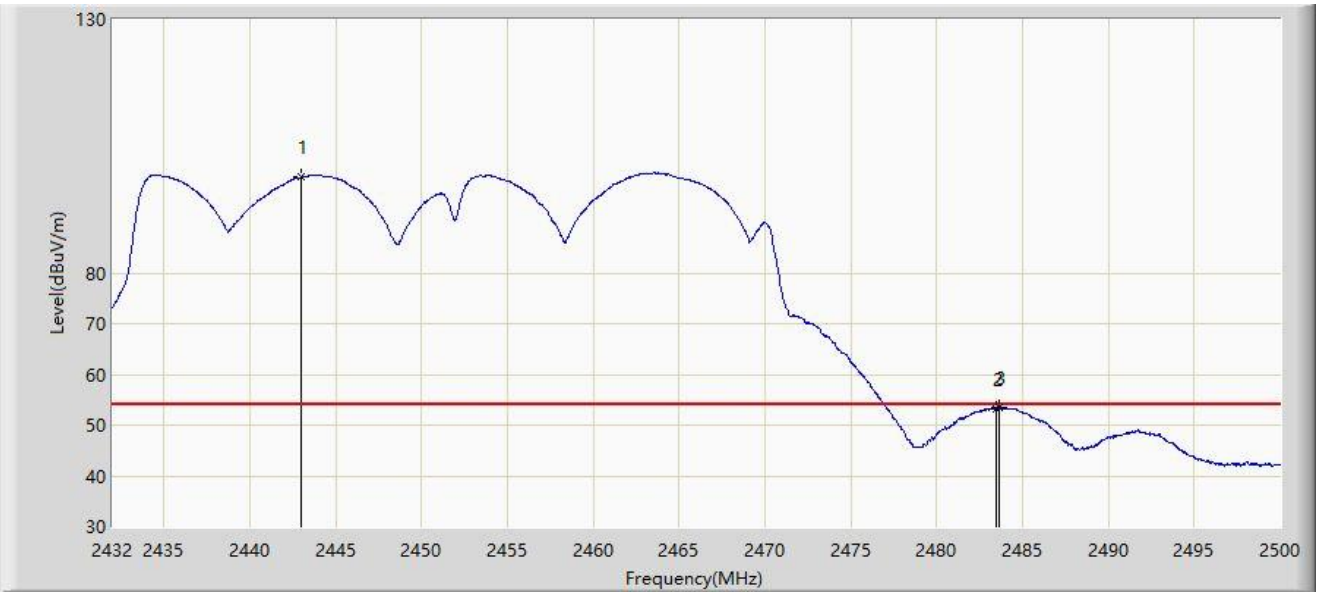

No	Mark	Frequency (MHz)	Measure Level (dBμV/m)	Reading Level (dBμV)	Margin (dB)	Limit (dBμV/m)	Factor (dB/m)	Type
1		2442.982	98.847	62.562	N/A	N/A	36.285	AV
2		2483.500	53.287	16.892	-0.713	54.000	36.395	AV
3	*	2483.612	53.377	16.982	-0.623	54.000	36.396	AV

Note 1: " * ", means this data is the worst emission level.

Note 2: Measure Level (dBμV/m) = Reading Level (dBμV) + Factor (dB/m).

Note 3: Factor (dB/m) = Cable Loss (dB) + Antenna Factor (dB/m).

Site: WZ-AC2	Test Date: 2023-08-08
Limit: FCC_2.4G_RE(3m)	Engineer: Dick Shen
Probe: Horn 3117_1-18GHz	Polarity: Horizontal
EUT: ACCESS POINT	Power: AC 120V/60Hz
Test Mode: Transmit by 802.11ax-HE20 at 2412MHz	

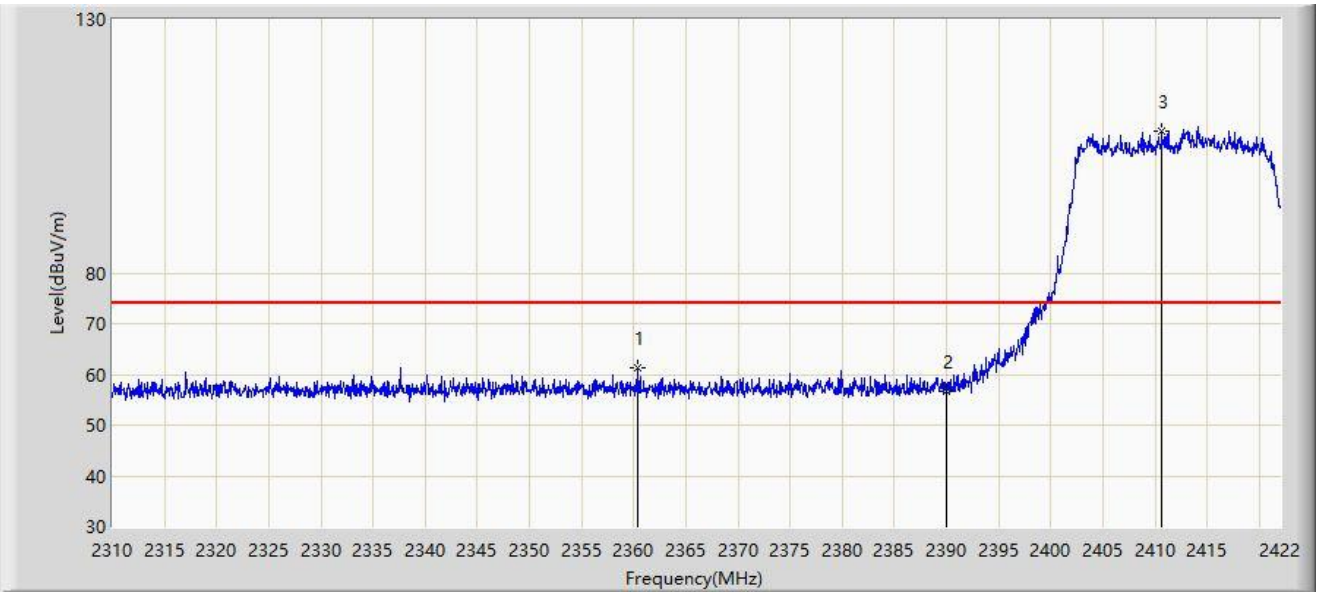

No	Mark	Frequency (MHz)	Measure Level (dBμV/m)	Reading Level (dBμV)	Margin (dB)	Limit (dBμV/m)	Factor (dB/m)	Type
1	*	2360.344	61.328	25.216	-12.672	74.000	36.113	PK
2		2390.000	56.800	20.599	-17.200	74.000	36.201	PK
3		2410.632	107.841	71.653	N/A	N/A	36.188	PK

Note 1: " * ", means this data is the worst emission level.

Note 2: Measure Level (dBμV/m) = Reading Level (dBμV) + Factor (dB/m).

Note 3: Factor (dB/m) = Cable Loss (dB) + Antenna Factor (dB/m).

Site: WZ-AC2	Test Date: 2023-08-08
Limit: FCC_2.4G_RE(3m)	Engineer: Dick Shen
Probe: Horn 3117_1-18GHz	Polarity: Horizontal
EUT: ACCESS POINT	Power: AC 120V/60Hz
Test Mode: Transmit by 802.11ax-HE20 at 2412MHz	

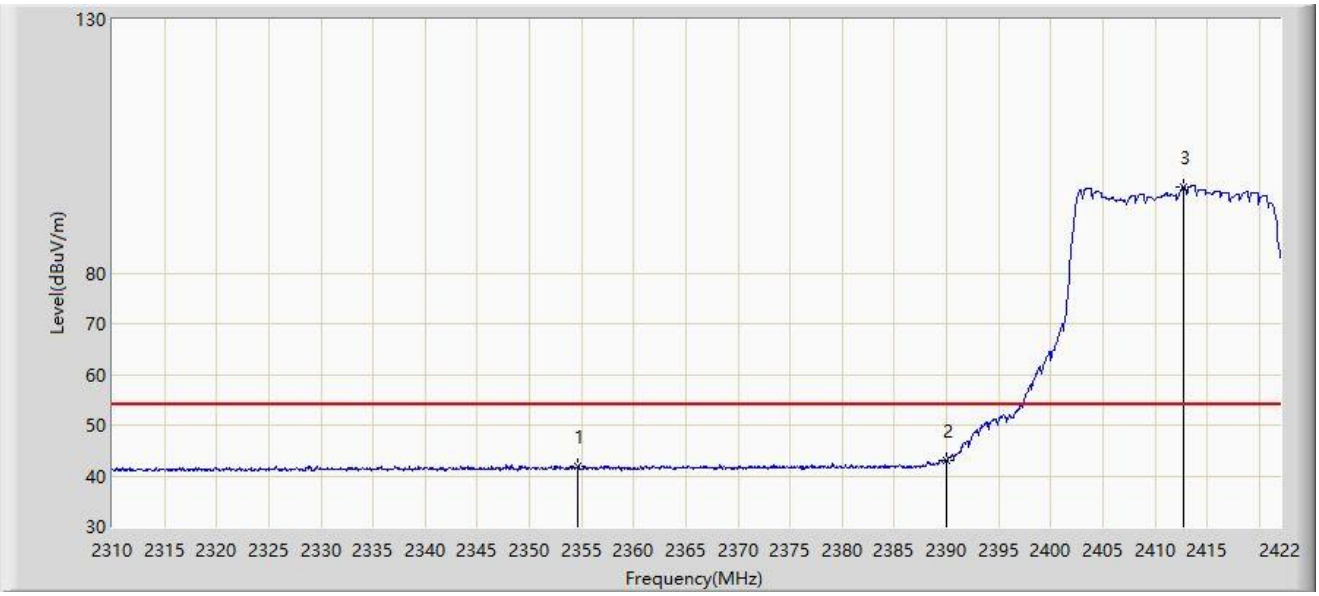

No	Mark	Frequency (MHz)	Measure Level (dBμV/m)	Reading Level (dBμV)	Margin (dB)	Limit (dBμV/m)	Factor (dB/m)	Type
1		2354.688	42.003	5.910	-11.997	54.000	36.093	AV
2	*	2390.000	42.968	6.767	-11.032	54.000	36.201	AV
3		2412.704	96.957	60.766	N/A	N/A	36.191	AV

Note 1: " * ", means this data is the worst emission level.

Note 2: Measure Level (dBμV/m) = Reading Level (dBμV) + Factor (dB/m).

Note 3: Factor (dB/m) = Cable Loss (dB) + Antenna Factor (dB/m).

Site: WZ-AC2	Test Date: 2023-08-08
Limit: FCC_2.4G_RE(3m)	Engineer: Dick Shen
Probe: Horn 3117_1-18GHz	Polarity: Vertical
EUT: ACCESS POINT	Power: AC 120V/60Hz
Test Mode: Transmit by 802.11ax-HE20 at 2412MHz	

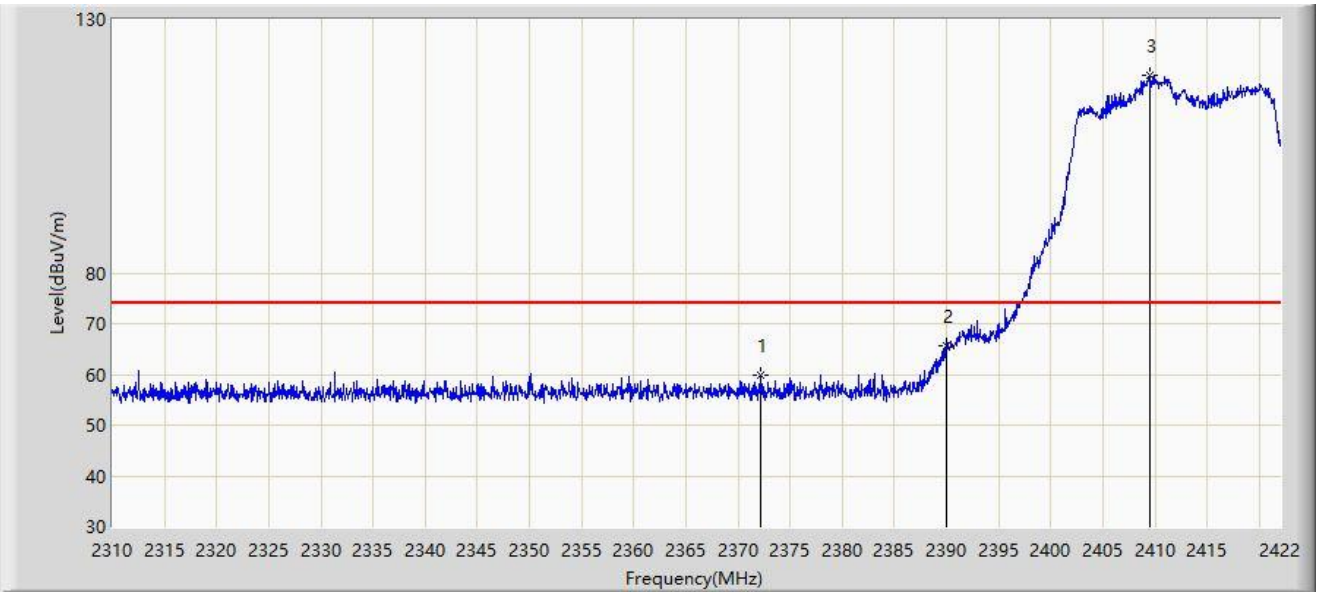

No	Mark	Frequency (MHz)	Measure Level (dBμV/m)	Reading Level (dBμV)	Margin (dB)	Limit (dBμV/m)	Factor (dB/m)	Type
1		2372.160	59.996	23.828	-14.004	74.000	36.167	PK
2	*	2390.000	65.547	29.346	-8.453	74.000	36.201	PK
3		2409.456	118.959	82.772	N/A	N/A	36.188	PK

Note 1: " * ", means this data is the worst emission level.

Note 2: Measure Level (dBμV/m) = Reading Level (dBμV) + Factor (dB/m).

Note 3: Factor (dB/m) = Cable Loss (dB) + Antenna Factor (dB/m).

Site: WZ-AC2	Test Date: 2023-08-08
Limit: FCC_2.4G_RE(3m)	Engineer: Dick Shen
Probe: Horn 3117_1-18GHz	Polarity: Vertical
EUT: ACCESS POINT	Power: AC 120V/60Hz
Test Mode: Transmit by 802.11ax-HE20 at 2412MHz	

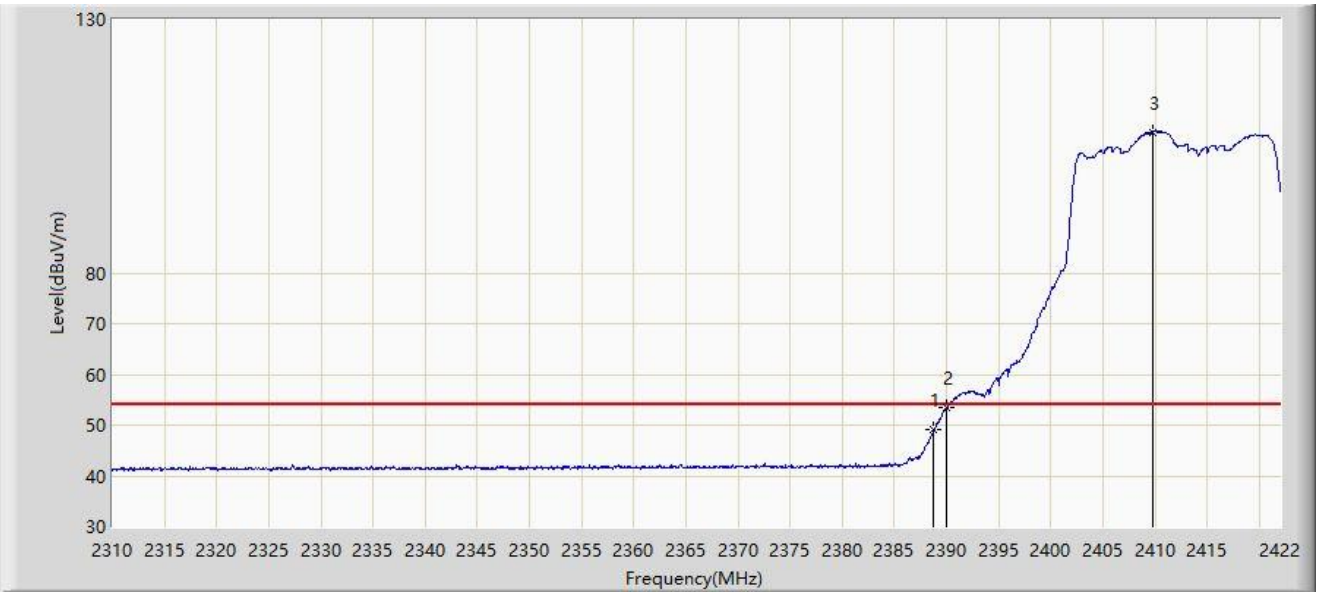

No	Mark	Frequency (MHz)	Measure Level (dBμV/m)	Reading Level (dBμV)	Margin (dB)	Limit (dBμV/m)	Factor (dB/m)	Type
1		2388.792	49.145	12.942	-4.855	54.000	36.203	AV
2	*	2390.000	53.379	17.178	-0.621	54.000	36.201	AV
3		2409.736	107.806	71.618	N/A	N/A	36.187	AV

Note 1: " * ", means this data is the worst emission level.

Note 2: Measure Level (dBμV/m) = Reading Level (dBμV) + Factor (dB/m).

Note 3: Factor (dB/m) = Cable Loss (dB) + Antenna Factor (dB/m).

Site: WZ-AC2	Test Date: 2023-08-08
Limit: FCC_2.4G_RE(3m)	Engineer: Dick Shen
Probe: Horn 3117_1-18GHz	Polarity: Horizontal
EUT: ACCESS POINT	Power: AC 120V/60Hz
Test Mode: Transmit by 802.11ax-HE20 at 2462MHz	

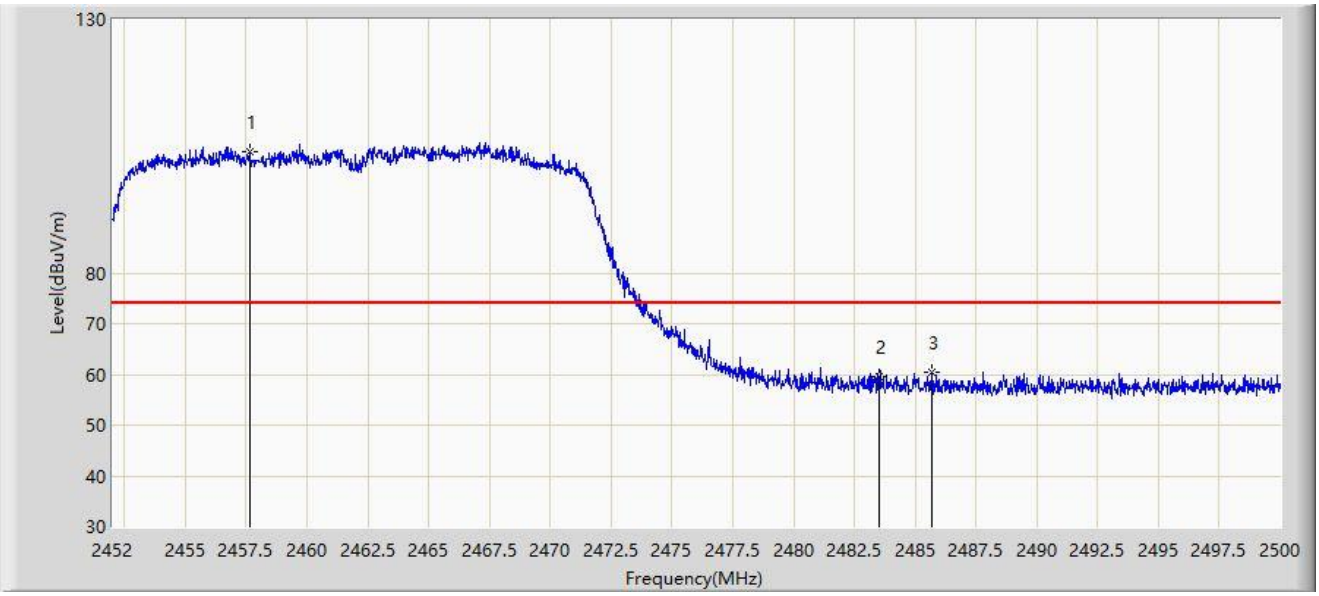

No	Mark	Frequency (MHz)	Measure Level (dBμV/m)	Reading Level (dBμV)	Margin (dB)	Limit (dBμV/m)	Factor (dB/m)	Type
1		2457.664	104.000	67.695	N/A	N/A	36.305	PK
2		2483.500	59.517	23.122	-14.483	74.000	36.395	PK
3	*	2485.672	60.419	24.019	-13.581	74.000	36.399	PK

Note 1: " * ", means this data is the worst emission level.

Note 2: Measure Level (dBμV/m) = Reading Level (dBμV) + Factor (dB/m).

Note 3: Factor (dB/m) = Cable Loss (dB) + Antenna Factor (dB/m).

Site: WZ-AC2	Test Date: 2023-08-08
Limit: FCC_2.4G_RE(3m)	Engineer: Dick Shen
Probe: Horn 3117_1-18GHz	Polarity: Horizontal
EUT: ACCESS POINT	Power: AC 120V/60Hz
Test Mode: Transmit by 802.11ax-HE20 at 2462MHz	

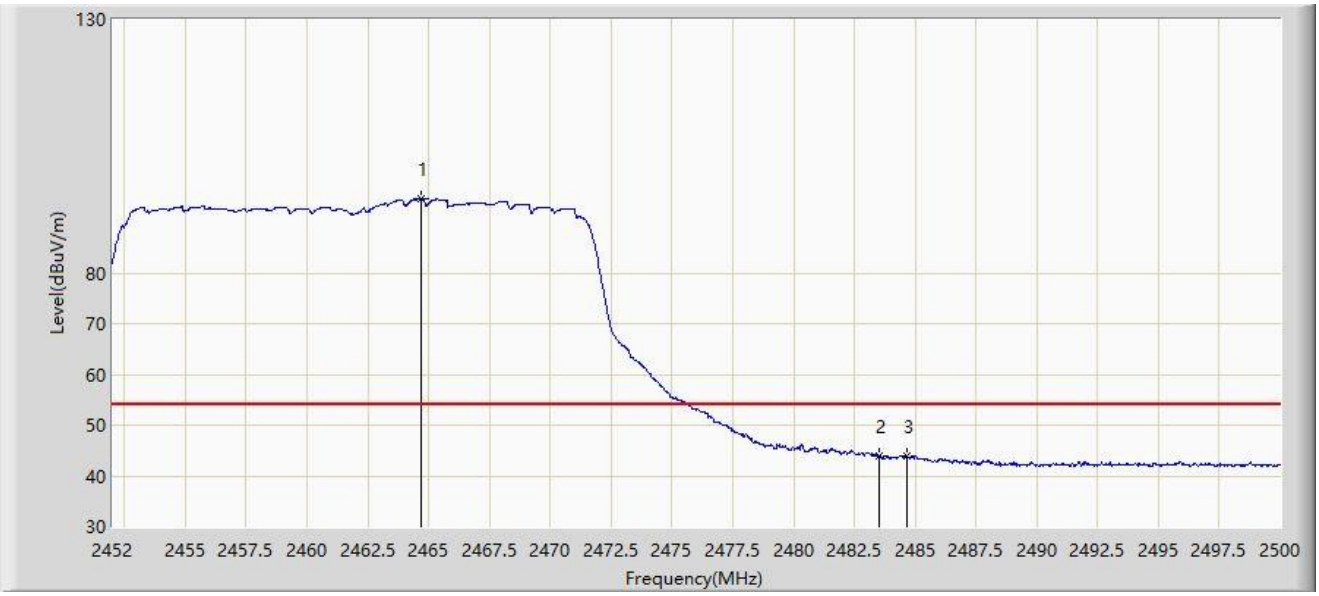

No	Mark	Frequency (MHz)	Measure Level (dBμV/m)	Reading Level (dBμV)	Margin (dB)	Limit (dBμV/m)	Factor (dB/m)	Type
1		2464.672	94.653	58.325	N/A	N/A	36.328	AV
2	*	2483.500	44.056	7.661	-9.944	54.000	36.395	AV
3		2484.664	43.900	7.502	-10.100	54.000	36.398	AV

Note 1: " * ", means this data is the worst emission level.

Note 2: Measure Level (dBμV/m) = Reading Level (dBμV) + Factor (dB/m).

Note 3: Factor (dB/m) = Cable Loss (dB) + Antenna Factor (dB/m).

Site: WZ-AC2	Test Date: 2023-08-08
Limit: FCC_2.4G_RE(3m)	Engineer: Dick Shen
Probe: Horn 3117_1-18GHz	Polarity: Vertical
EUT: ACCESS POINT	Power: AC 120V/60Hz
Test Mode: Transmit by 802.11ax-HE20 at 2462MHz	

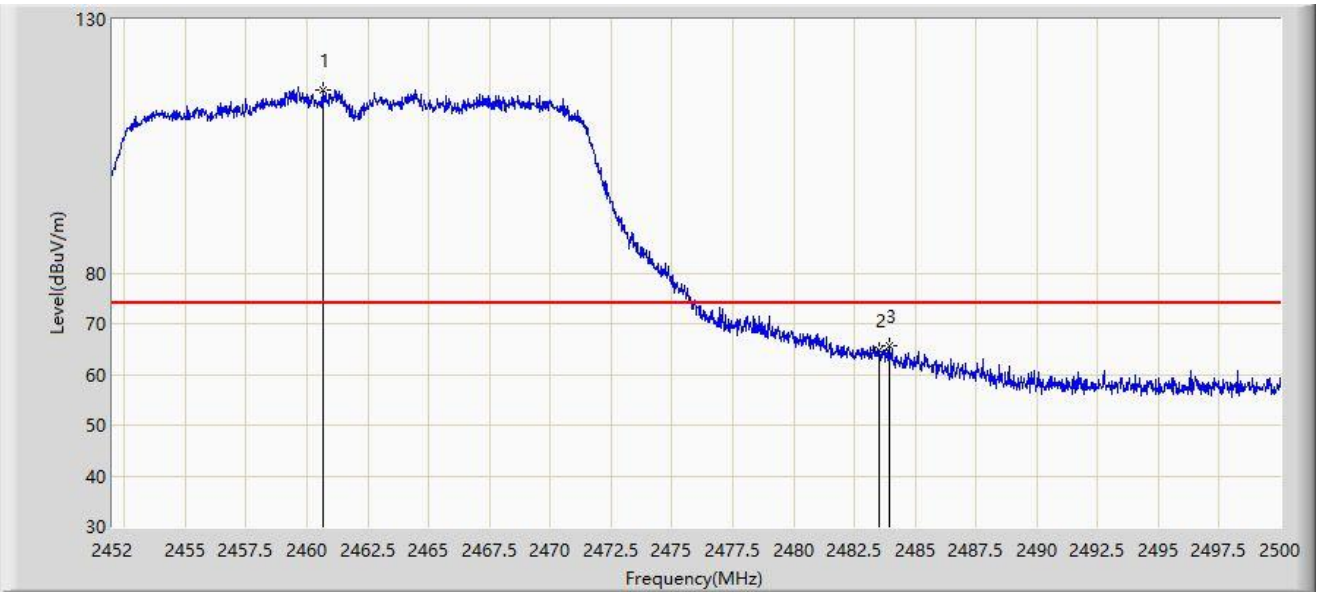

No	Mark	Frequency (MHz)	Measure Level (dBμV/m)	Reading Level (dBμV)	Margin (dB)	Limit (dBμV/m)	Factor (dB/m)	Type
1		2460.640	115.965	79.653	N/A	N/A	36.312	PK
2		2483.500	64.724	28.329	-9.276	74.000	36.395	PK
3	*	2483.968	65.648	29.252	-8.352	74.000	36.396	PK

Note 1: " * ", means this data is the worst emission level.

Note 2: Measure Level (dBμV/m) = Reading Level (dBμV) + Factor (dB/m).

Note 3: Factor (dB/m) = Cable Loss (dB) + Antenna Factor (dB/m).

Site: WZ-AC2	Test Date: 2023-08-08
Limit: FCC_2.4G_RE(3m)	Engineer: Dick Shen
Probe: Horn 3117_1-18GHz	Polarity: Vertical
EUT: ACCESS POINT	Power: AC 120V/60Hz
Test Mode: Transmit by 802.11ax-HE20 at 2462MHz	

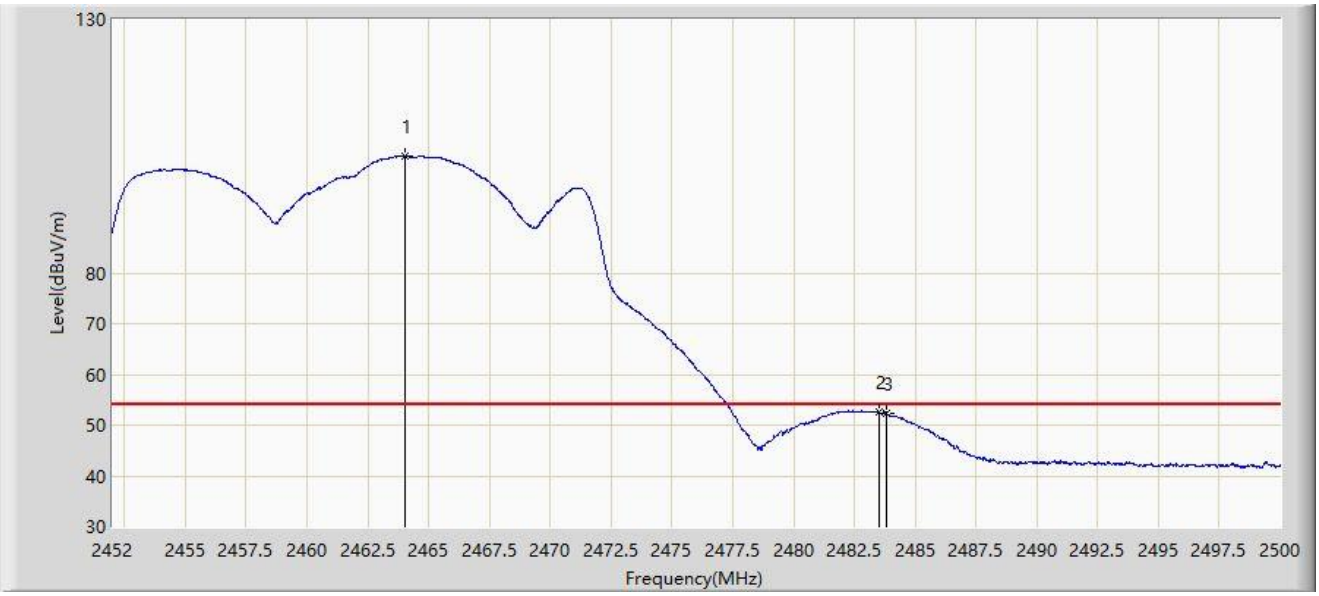

No	Mark	Frequency (MHz)	Measure Level (dBμV/m)	Reading Level (dBμV)	Margin (dB)	Limit (dBμV/m)	Factor (dB/m)	Type
1		2464.000	102.974	66.649	N/A	N/A	36.325	AV
2	*	2483.500	52.494	16.099	-1.506	54.000	36.395	AV
3		2483.848	52.254	15.858	-1.746	54.000	36.396	AV

Note 1: " * ", means this data is the worst emission level.

Note 2: Measure Level (dBμV/m) = Reading Level (dBμV) + Factor (dB/m).

Note 3: Factor (dB/m) = Cable Loss (dB) + Antenna Factor (dB/m).

Site: WZ-AC2	Test Date: 2023-08-08
Limit: FCC_2.4G_RE(3m)	Engineer: Dick Shen
Probe: Horn 3117_1-18GHz	Polarity: Horizontal
EUT: ACCESS POINT	Power: AC 120V/60Hz
Test Mode: Transmit by 802.11ax-HE40 at 2422MHz	

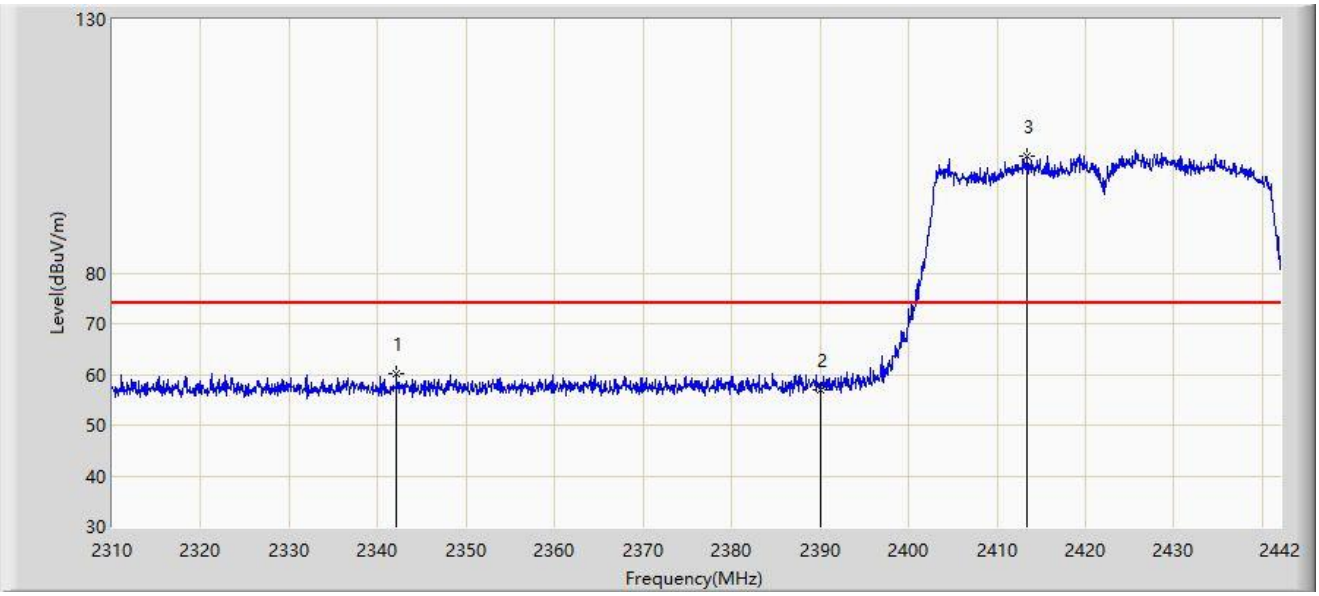

No	Mark	Frequency (MHz)	Measure Level (dBμV/m)	Reading Level (dBμV)	Margin (dB)	Limit (dBμV/m)	Factor (dB/m)	Type
1	*	2342.076	60.133	24.074	-13.867	74.000	36.058	PK
2		2390.000	57.099	20.898	-16.901	74.000	36.201	PK
3		2413.356	102.974	66.781	N/A	N/A	36.193	PK

Note 1: " * ", means this data is the worst emission level.

Note 2: Measure Level (dBμV/m) = Reading Level (dBμV) + Factor (dB/m).

Note 3: Factor (dB/m) = Cable Loss (dB) + Antenna Factor (dB/m).

Site: WZ-AC2	Test Date: 2023-08-08
Limit: FCC_2.4G_RE(3m)	Engineer: Dick Shen
Probe: Horn 3117_1-18GHz	Polarity: Horizontal
EUT: ACCESS POINT	Power: AC 120V/60Hz
Test Mode: Transmit by 802.11ax-HE40 at 2422MHz	

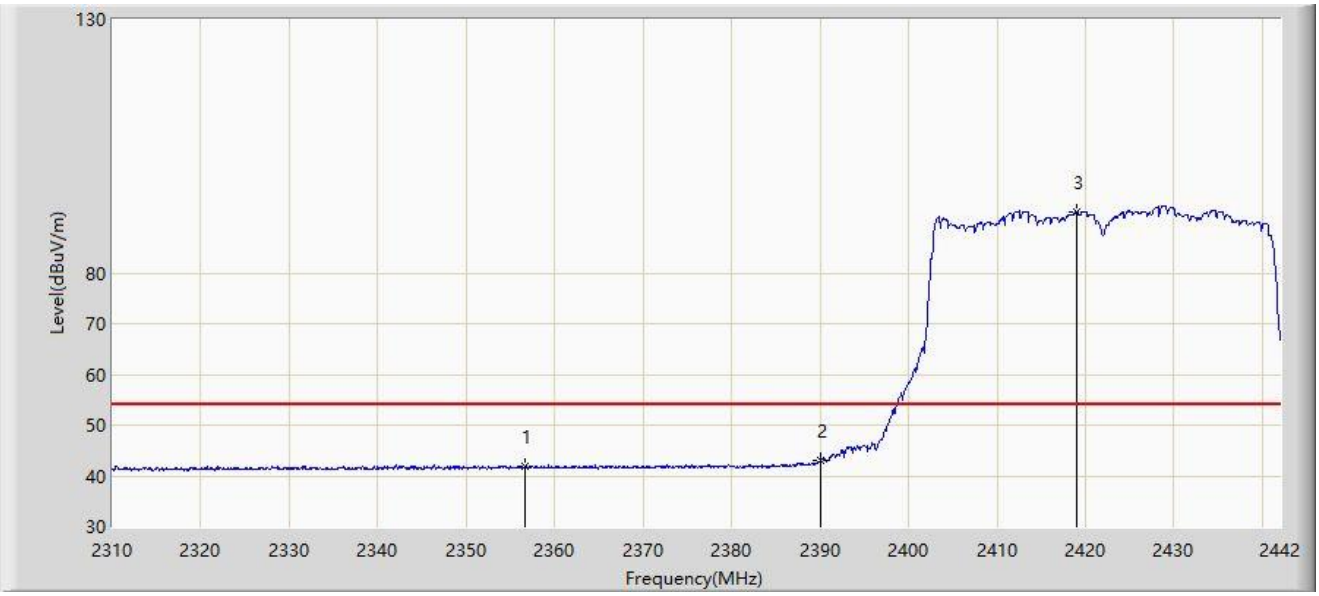

No	Mark	Frequency (MHz)	Measure Level (dBμV/m)	Reading Level (dBμV)	Margin (dB)	Limit (dBμV/m)	Factor (dB/m)	Type
1		2356.728	41.977	5.877	-12.023	54.000	36.100	AV
2	*	2390.000	42.977	6.776	-11.023	54.000	36.201	AV
3		2418.966	91.970	55.767	N/A	N/A	36.203	AV

Note 1: " * ", means this data is the worst emission level.

Note 2: Measure Level (dBμV/m) = Reading Level (dBμV) + Factor (dB/m).

Note 3: Factor (dB/m) = Cable Loss (dB) + Antenna Factor (dB/m).

Site: WZ-AC2	Test Date: 2023-08-08
Limit: FCC_2.4G_RE(3m)	Engineer: Dick Shen
Probe: Horn 3117_1-18GHz	Polarity: Vertical
EUT: ACCESS POINT	Power: AC 120V/60Hz
Test Mode: Transmit by 802.11ax-HE40 at 2422MHz	

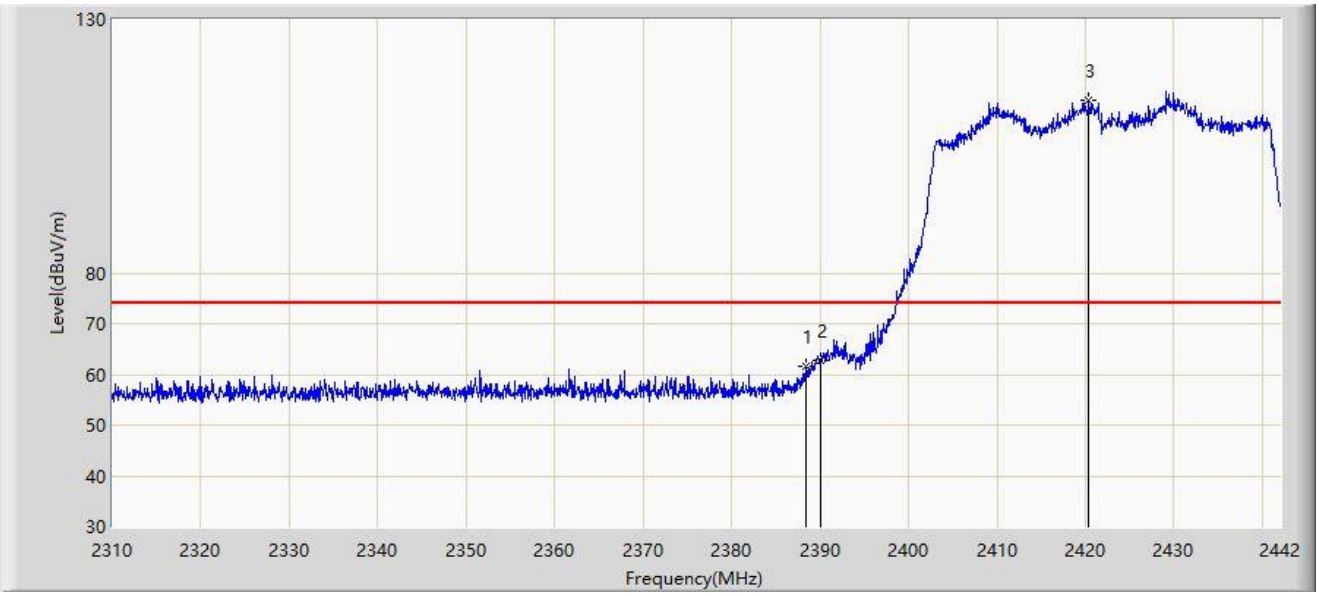

No	Mark	Frequency (MHz)	Measure Level (dBμV/m)	Reading Level (dBμV)	Margin (dB)	Limit (dBμV/m)	Factor (dB/m)	Type
1		2388.342	61.605	25.401	-12.395	74.000	36.204	PK
2	*	2390.000	62.770	26.569	-11.230	74.000	36.201	PK
3		2420.352	113.950	77.744	N/A	N/A	36.207	PK

Note 1: " * ", means this data is the worst emission level.

Note 2: Measure Level (dBμV/m) = Reading Level (dBμV) + Factor (dB/m).

Note 3: Factor (dB/m) = Cable Loss (dB) + Antenna Factor (dB/m).

Site: WZ-AC2	Test Date: 2023-08-08
Limit: FCC_2.4G_RE(3m)	Engineer: Dick Shen
Probe: Horn 3117_1-18GHz	Polarity: Vertical
EUT: ACCESS POINT	Power: AC 120V/60Hz
Test Mode: Transmit by 802.11ax-HE40 at 2422MHz	

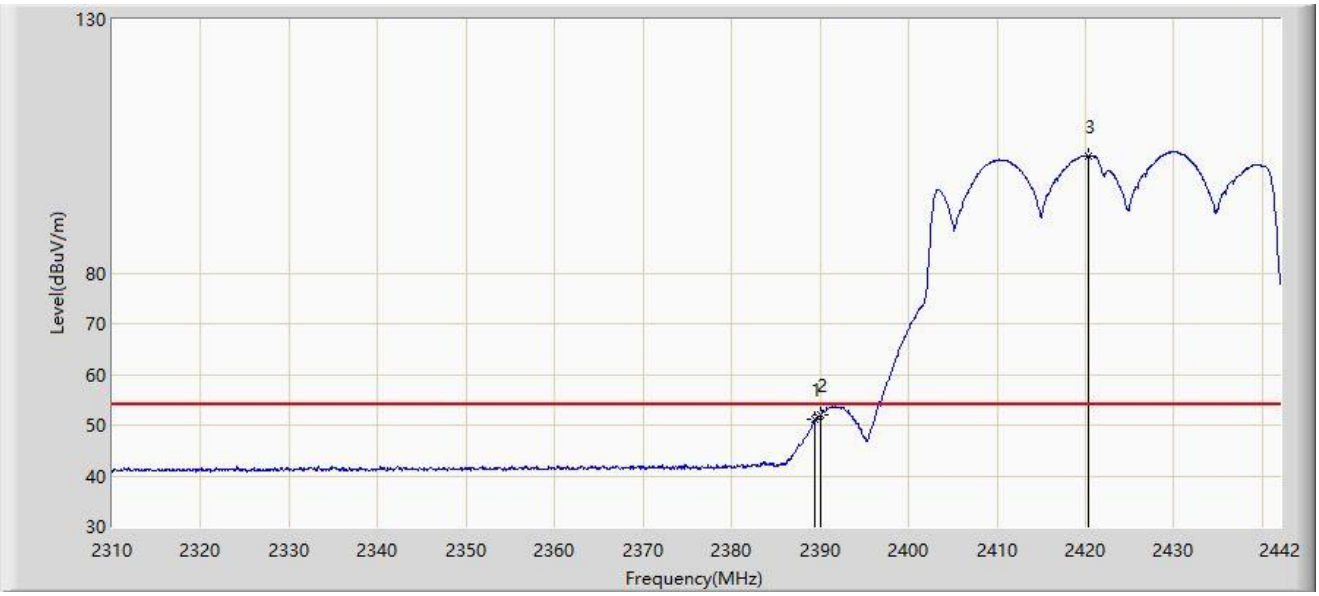

No	Mark	Frequency (MHz)	Measure Level (dBμV/m)	Reading Level (dBμV)	Margin (dB)	Limit (dBμV/m)	Factor (dB/m)	Type
1		2389.464	51.070	14.868	-2.930	54.000	36.202	AV
2	*	2390.000	51.980	15.779	-2.020	54.000	36.201	AV
3		2420.352	103.157	66.951	N/A	N/A	36.207	AV

Note 1: " * ", means this data is the worst emission level.

Note 2: Measure Level (dBμV/m) = Reading Level (dBμV) + Factor (dB/m).

Note 3: Factor (dB/m) = Cable Loss (dB) + Antenna Factor (dB/m).

Site: WZ-AC2	Test Date: 2023-08-08
Limit: FCC_2.4G_RE(3m)	Engineer: Dick Shen
Probe: Horn 3117_1-18GHz	Polarity: Horizontal
EUT: ACCESS POINT	Power: AC 120V/60Hz
Test Mode: Transmit by 802.11ax-HE40 at 2452MHz	

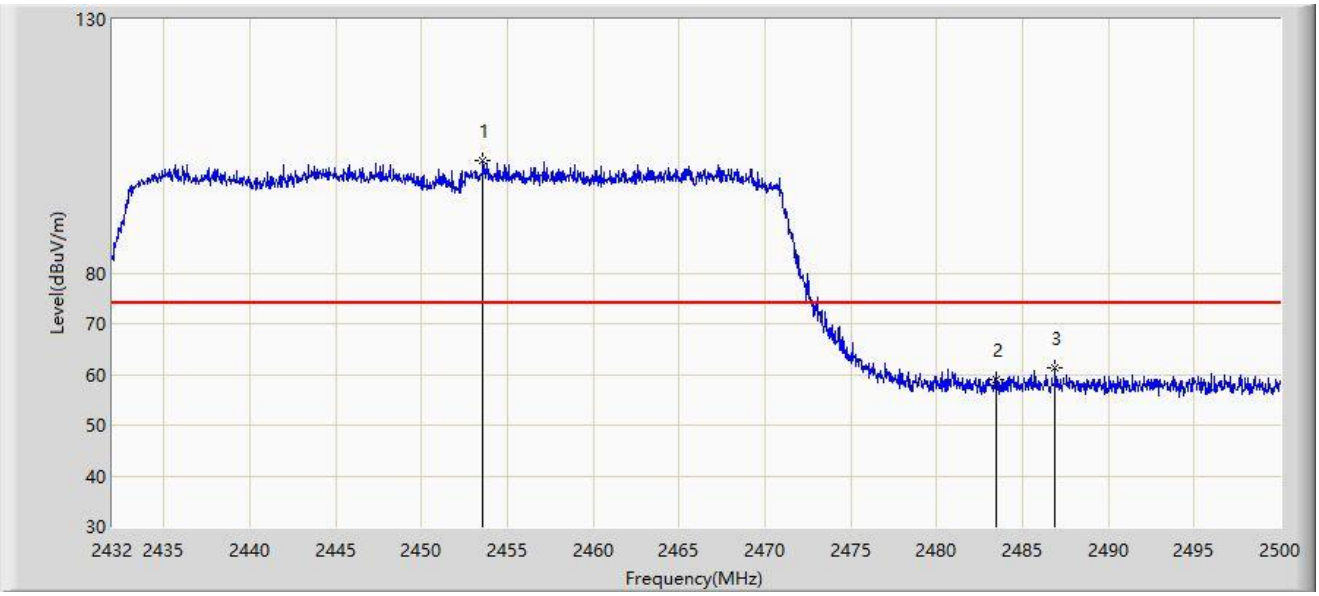

No	Mark	Frequency (MHz)	Measure Level (dBμV/m)	Reading Level (dBμV)	Margin (dB)	Limit (dBμV/m)	Factor (dB/m)	Type
1		2453.590	102.205	65.906	N/A	N/A	36.299	PK
2		2483.500	59.016	22.621	-14.984	74.000	36.395	PK
3	*	2486.876	61.233	24.831	-12.767	74.000	36.402	PK

Note 1: " * ", means this data is the worst emission level.

Note 2: Measure Level (dBμV/m) = Reading Level (dBμV) + Factor (dB/m).

Note 3: Factor (dB/m) = Cable Loss (dB) + Antenna Factor (dB/m).

Site: WZ-AC2	Test Date: 2023-08-08
Limit: FCC_2.4G_RE(3m)	Engineer: Dick Shen
Probe: Horn 3117_1-18GHz	Polarity: Horizontal
EUT: ACCESS POINT	Power: AC 120V/60Hz
Test Mode: Transmit by 802.11ax-HE40 at 2452MHz	

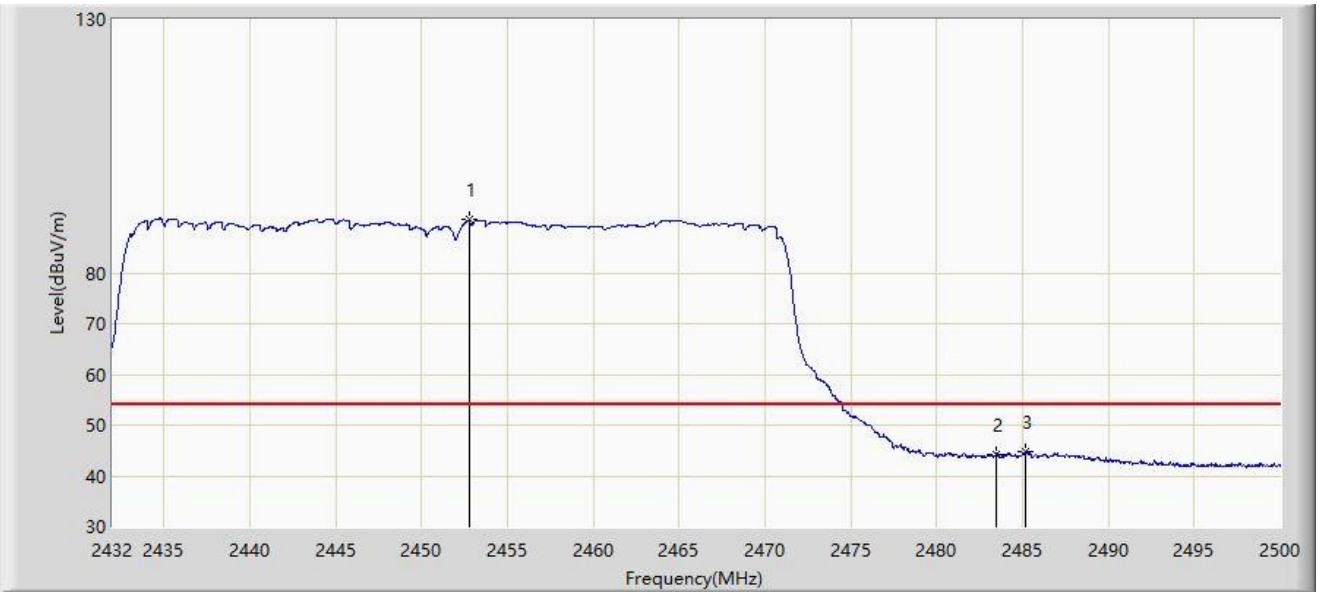

No	Mark	Frequency (MHz)	Measure Level (dBμV/m)	Reading Level (dBμV)	Margin (dB)	Limit (dBμV/m)	Factor (dB/m)	Type
1		2452.774	90.458	54.160	N/A	N/A	36.298	AV
2		2483.500	44.246	7.851	-9.754	54.000	36.395	AV
3	*	2485.142	44.830	8.431	-9.170	54.000	36.398	AV

Note 1: " * ", means this data is the worst emission level.

Note 2: Measure Level (dBμV/m) = Reading Level (dBμV) + Factor (dB/m).

Note 3: Factor (dB/m) = Cable Loss (dB) + Antenna Factor (dB/m).

Site: WZ-AC2	Test Date: 2023-08-08
Limit: FCC_2.4G_RE(3m)	Engineer: Dick Shen
Probe: Horn 3117_1-18GHz	Polarity: Vertical
EUT: ACCESS POINT	Power: AC 120V/60Hz
Test Mode: Transmit by 802.11ax-HE40 at 2452MHz	

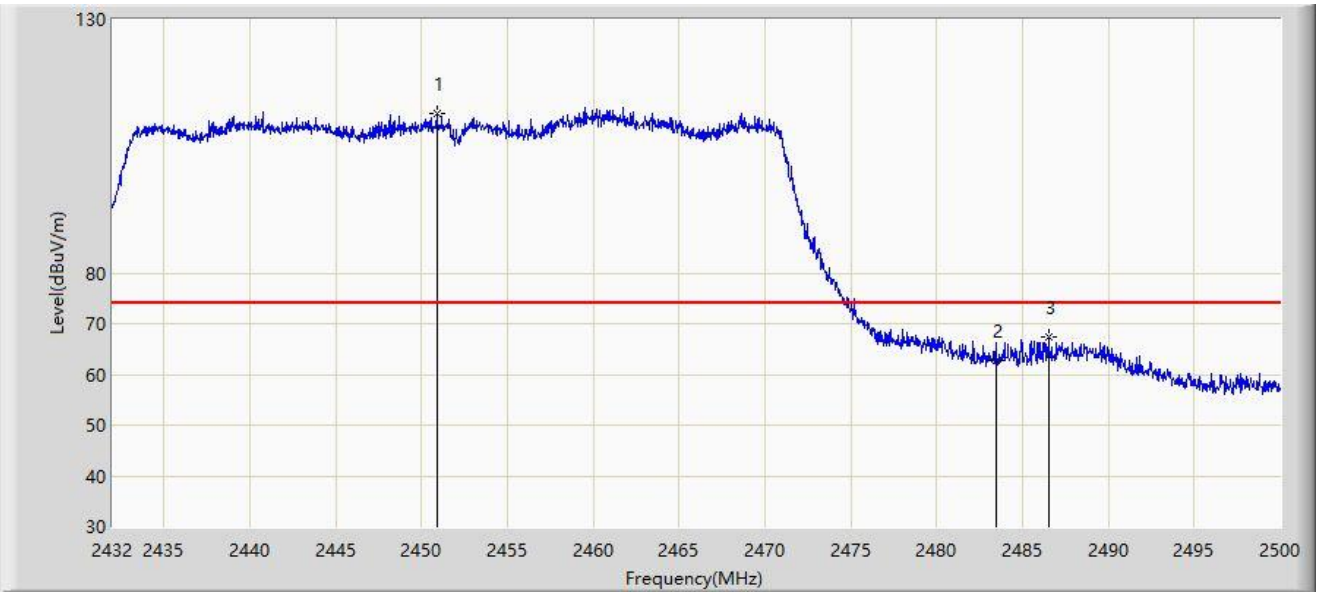

No	Mark	Frequency (MHz)	Measure Level (dBμV/m)	Reading Level (dBμV)	Margin (dB)	Limit (dBμV/m)	Factor (dB/m)	Type
1		2450.904	111.335	75.039	N/A	N/A	36.295	PK
2		2483.500	62.728	26.333	-11.272	74.000	36.395	PK
3	*	2486.502	67.283	30.881	-6.717	74.000	36.402	PK

Note 1: " * ", means this data is the worst emission level.

Note 2: Measure Level (dBμV/m) = Reading Level (dBμV) + Factor (dB/m).

Note 3: Factor (dB/m) = Cable Loss (dB) + Antenna Factor (dB/m).

Site: WZ-AC2	Test Date: 2023-08-08
Limit: FCC_2.4G_RE(3m)	Engineer: Dick Shen
Probe: Horn 3117_1-18GHz	Polarity: Vertical
EUT: ACCESS POINT	Power: AC 120V/60Hz
Test Mode: Transmit by 802.11ax-HE40 at 2452MHz	

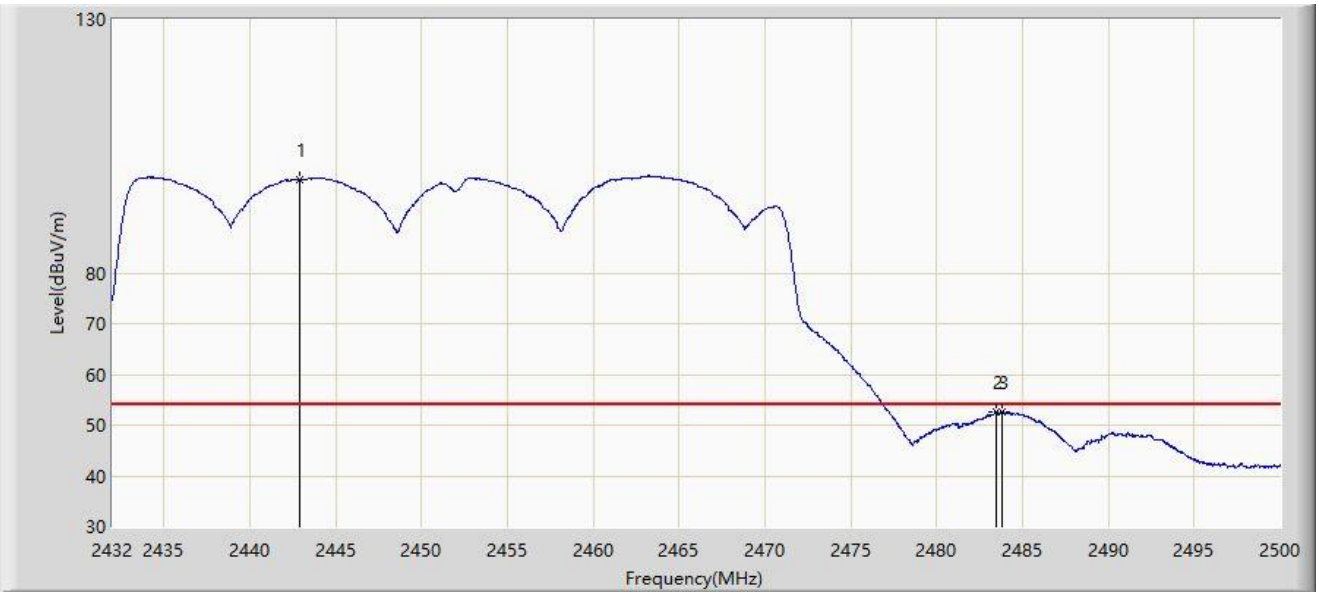

No	Mark	Frequency (MHz)	Measure Level (dBμV/m)	Reading Level (dBμV)	Margin (dB)	Limit (dBμV/m)	Factor (dB/m)	Type
1		2442.914	98.531	62.246	N/A	N/A	36.285	AV
2		2483.500	52.467	16.072	-1.533	54.000	36.395	AV
3	*	2483.850	52.516	16.120	-1.484	54.000	36.396	AV

Note 1: " * ", means this data is the worst emission level.

Note 2: Measure Level (dBμV/m) = Reading Level (dBμV) + Factor (dB/m).

Note 3: Factor (dB/m) = Cable Loss (dB) + Antenna Factor (dB/m).

AP-ANT-348

Site: WZ-AC2	Test Date: 2023-07-29
Limit: FCC_2.4G_RE(3m)	Engineer: Bob Zhang
Probe: BBHA9120D_1457_1-18GHz	Polarity: Horizontal
EUT: ACCESS POINT	Power: AC 120V/60Hz
Test Mode: Transmit by 802.11b at 2412MHz	

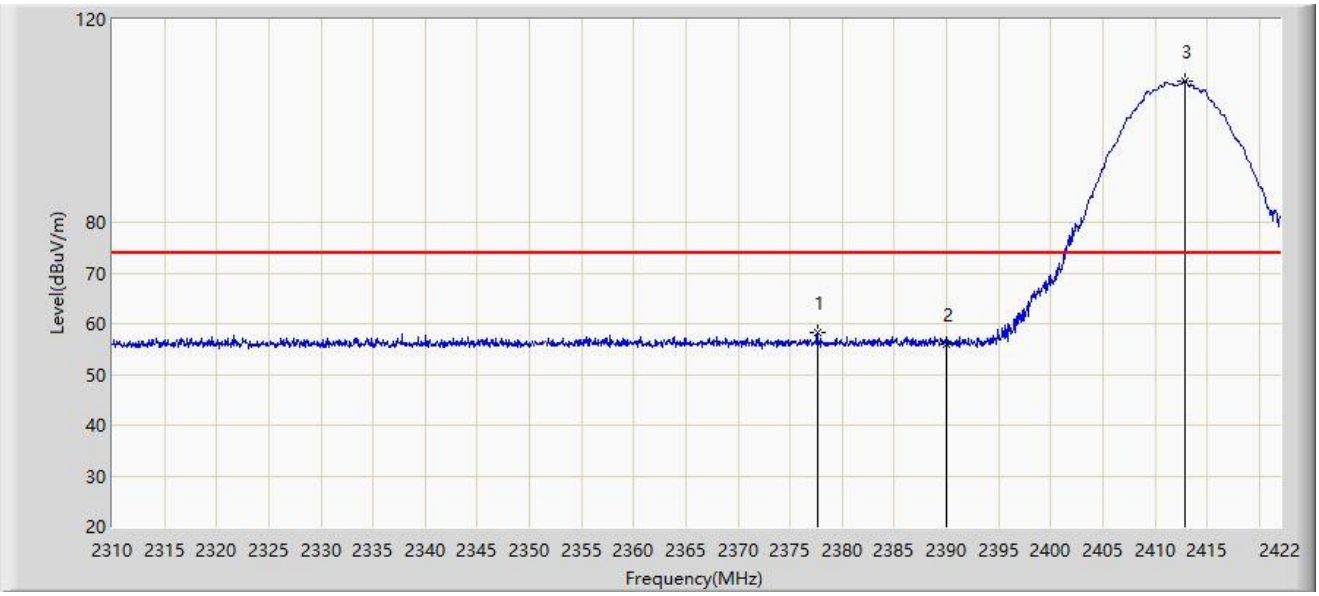

No	Mark	Frequency (MHz)	Measure Level (dBμV/m)	Reading Level (dBμV)	Margin (dB)	Limit (dBμV/m)	Factor (dB/m)	Type
1	*	2377.592	58.195	26.529	-15.805	74.000	31.667	PK
2		2390.000	55.918	24.303	-18.082	74.000	31.615	PK
3		2412.816	107.839	76.321	N/A	N/A	31.518	PK

Note 1: " * ", means this data is the worst emission level.

Note 2: Measure Level (dBμV/m) = Reading Level (dBμV) + Factor (dB/m).

Note 3: Factor (dB/m) = Cable Loss (dB) + Antenna Factor (dB/m).

Site: WZ-AC2	Test Date: 2023-07-29
Limit: FCC_2.4G_RE(3m)	Engineer: Bob Zhang
Probe: BBHA9120D_1457_1-18GHz	Polarity: Horizontal
EUT: ACCESS POINT	Power: AC 120V/60Hz
Test Mode: Transmit by 802.11b at 2412MHz	

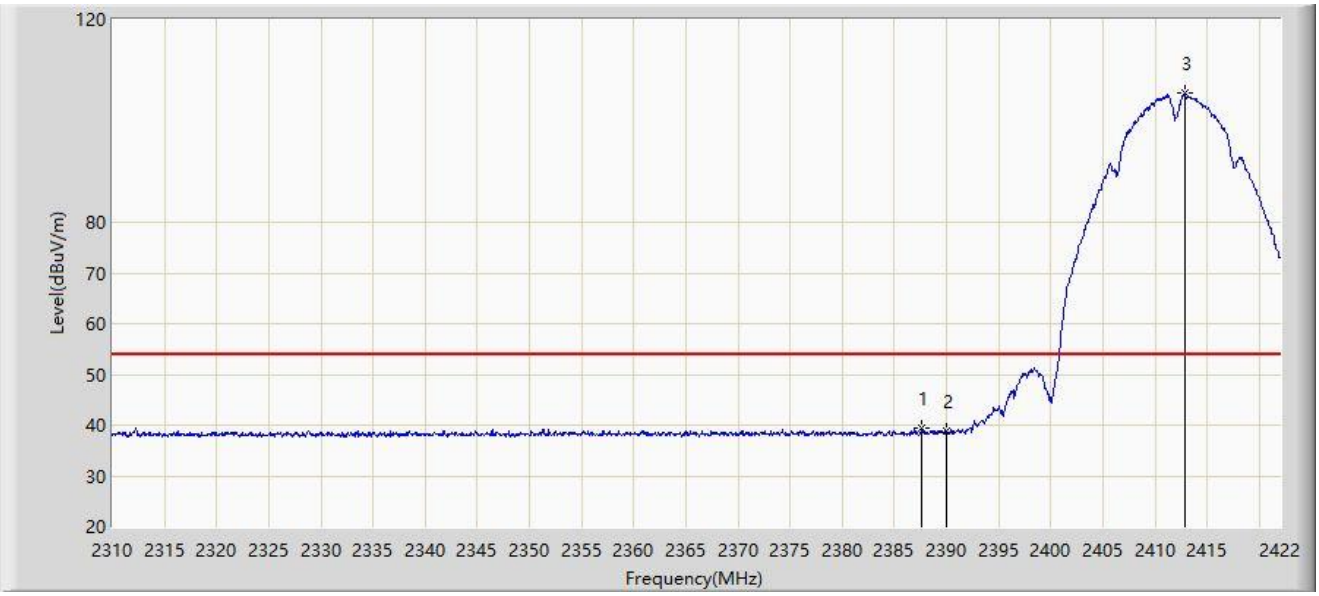

No	Mark	Frequency (MHz)	Measure Level (dBμV/m)	Reading Level (dBμV)	Margin (dB)	Limit (dBμV/m)	Factor (dB/m)	Type
1	*	2387.672	39.391	7.761	-14.609	54.000	31.629	AV
2		2390.000	38.708	7.093	-15.292	54.000	31.615	AV
3		2412.816	105.393	73.875	N/A	N/A	31.518	AV

Note 1: " * ", means this data is the worst emission level.

Note 2: Measure Level (dBμV/m) = Reading Level (dBμV) + Factor (dB/m).

Note 3: Factor (dB/m) = Cable Loss (dB) + Antenna Factor (dB/m).

Site: WZ-AC2	Test Date: 2023-07-29
Limit: FCC_2.4G_RE(3m)	Engineer: Bob Zhang
Probe: BBHA9120D_1457_1-18GHz	Polarity: Vertical
EUT: ACCESS POINT	Power: AC 120V/60Hz
Test Mode: Transmit by 802.11b at 2412MHz	

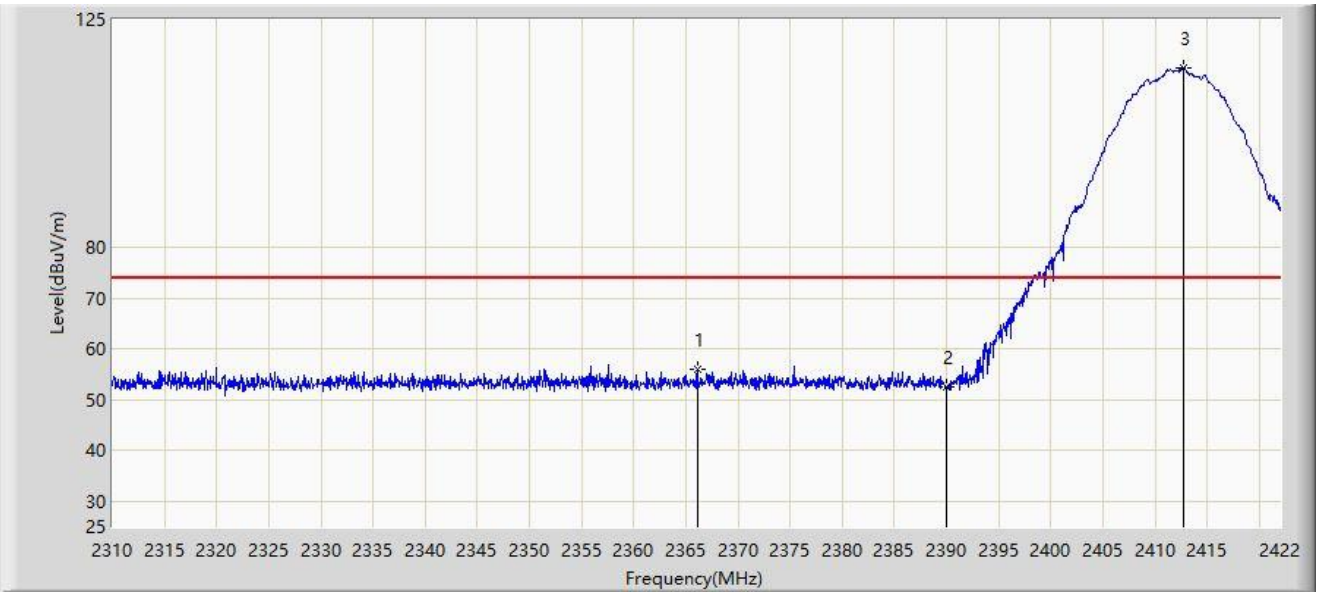

No	Mark	Frequency (MHz)	Measure Level (dBμV/m)	Reading Level (dBμV)	Margin (dB)	Limit (dBμV/m)	Factor (dB/m)	Type
1	*	2366.112	56.123	24.439	-17.877	74.000	31.684	PK
2		2390.000	52.644	21.029	-21.356	74.000	31.615	PK
3		2412.704	115.340	83.822	N/A	N/A	31.518	PK

Note 1: " * ", means this data is the worst emission level.

Note 2: Measure Level (dBμV/m) = Reading Level (dBμV) + Factor (dB/m).

Note 3: Factor (dB/m) = Cable Loss (dB) + Antenna Factor (dB/m).

Site: WZ-AC2	Test Date: 2023-07-29
Limit: FCC_2.4G_RE(3m)	Engineer: Bob Zhang
Probe: BBHA9120D_1457_1-18GHz	Polarity: Vertical
EUT: ACCESS POINT	Power: AC 120V/60Hz
Test Mode: Transmit by 802.11b at 2412MHz	

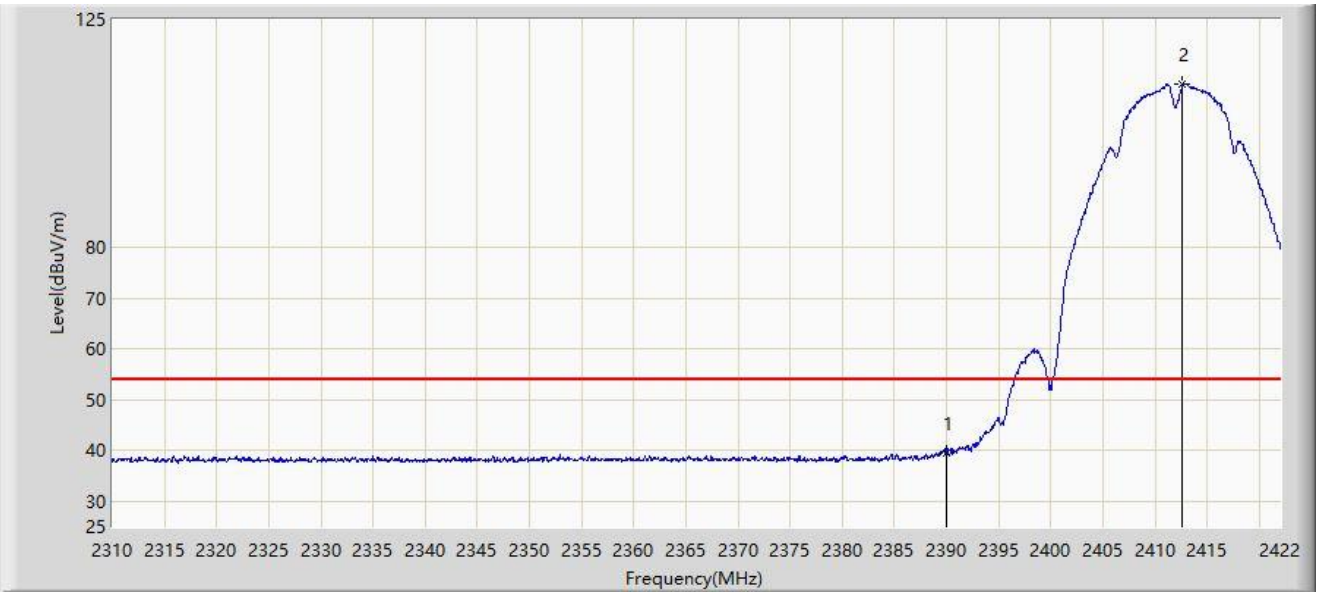

No	Mark	Frequency (MHz)	Measure Level (dBμV/m)	Reading Level (dBμV)	Margin (dB)	Limit (dBμV/m)	Factor (dB/m)	Type
1	*	2390.000	39.620	8.005	-14.380	54.000	31.615	AV
2		2412.648	112.124	80.606	N/A	N/A	31.518	AV

Note 1: " * ", means this data is the worst emission level.

Note 2: Measure Level (dBμV/m) = Reading Level (dBμV) + Factor (dB/m).

Note 3: Factor (dB/m) = Cable Loss (dB) + Antenna Factor (dB/m).

Site: WZ-AC2	Test Date: 2023-07-29
Limit: FCC_2.4G_RE(3m)	Engineer: Bob Zhang
Probe: BBHA9120D_1457_1-18GHz	Polarity: Horizontal
EUT: ACCESS POINT	Power: AC 120V/60Hz
Test Mode: Transmit by 802.11b at 2462MHz	

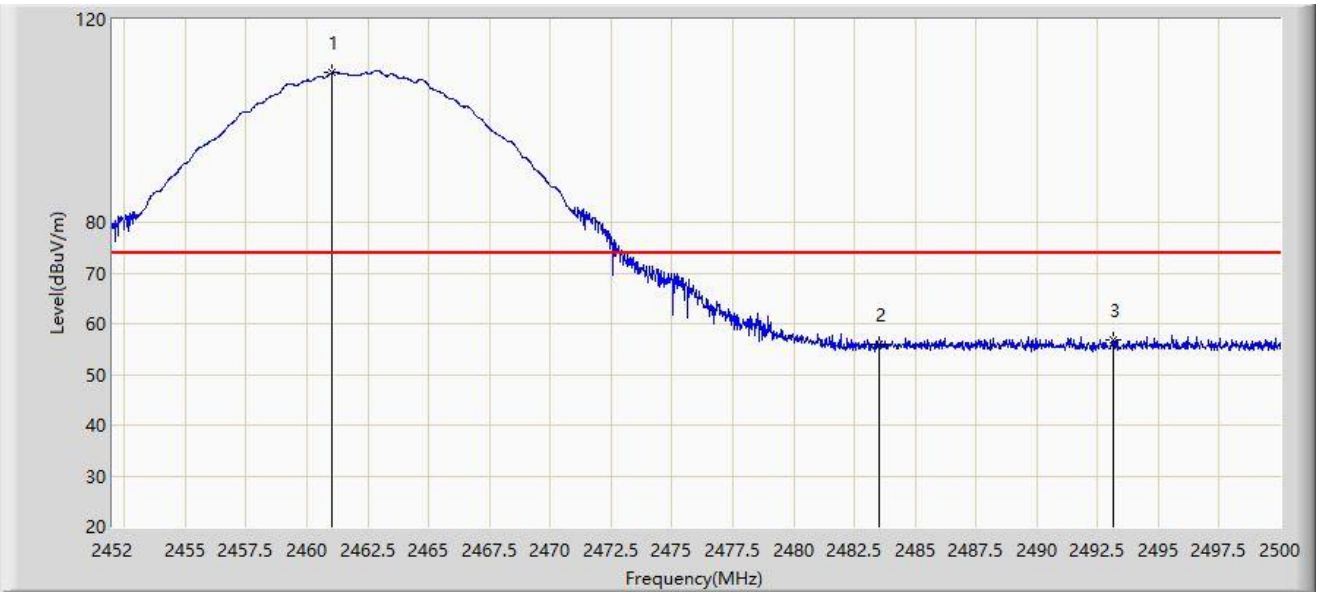

No	Mark	Frequency (MHz)	Measure Level (dBμV/m)	Reading Level (dBμV)	Margin (dB)	Limit (dBμV/m)	Factor (dB/m)	Type
1		2461.048	109.629	78.143	N/A	N/A	31.486	PK
2		2483.500	55.915	24.415	-18.085	74.000	31.500	PK
3	*	2493.160	56.805	25.299	-17.195	74.000	31.506	PK

Note 1: " * ", means this data is the worst emission level.

Note 2: Measure Level (dBμV/m) = Reading Level (dBμV) + Factor (dB/m).

Note 3: Factor (dB/m) = Cable Loss (dB) + Antenna Factor (dB/m).

Site: WZ-AC2	Test Date: 2023-07-29
Limit: FCC_2.4G_RE(3m)	Engineer: Bob Zhang
Probe: BBHA9120D_1457_1-18GHz	Polarity: Horizontal
EUT: ACCESS POINT	Power: AC 120V/60Hz
Test Mode: Transmit by 802.11b at 2462MHz	

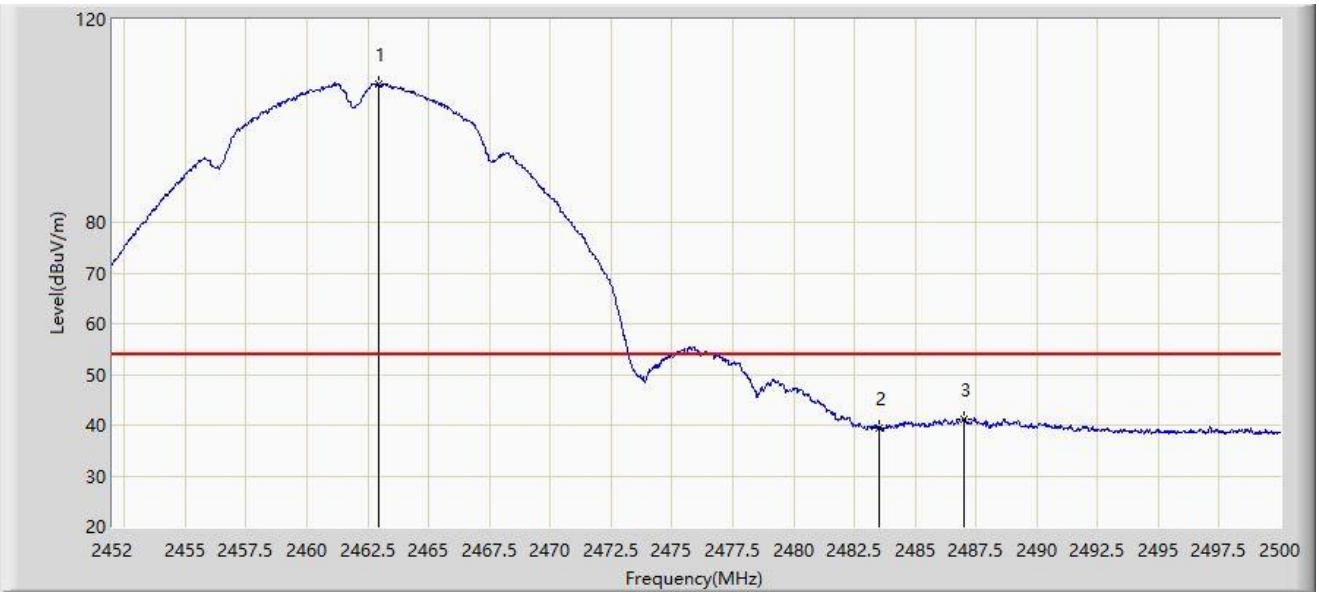

No	Mark	Frequency (MHz)	Measure Level (dBμV/m)	Reading Level (dBμV)	Margin (dB)	Limit (dBμV/m)	Factor (dB/m)	Type
1		2462.944	107.120	75.632	N/A	N/A	31.488	AV
2		2483.500	39.457	7.957	-14.543	54.000	31.500	AV
3	*	2487.016	41.284	9.782	-12.716	54.000	31.502	AV

Note 1: " * ", means this data is the worst emission level.

Note 2: Measure Level (dBμV/m) = Reading Level (dBμV) + Factor (dB/m).

Note 3: Factor (dB/m) = Cable Loss (dB) + Antenna Factor (dB/m).

Site: WZ-AC2	Test Date: 2023-07-29
Limit: FCC_2.4G_RE(3m)	Engineer: Bob Zhang
Probe: BBHA9120D_1457_1-18GHz	Polarity: Vertical
EUT: ACCESS POINT	Power: AC 120V/60Hz
Test Mode: Transmit by 802.11b at 2462MHz	

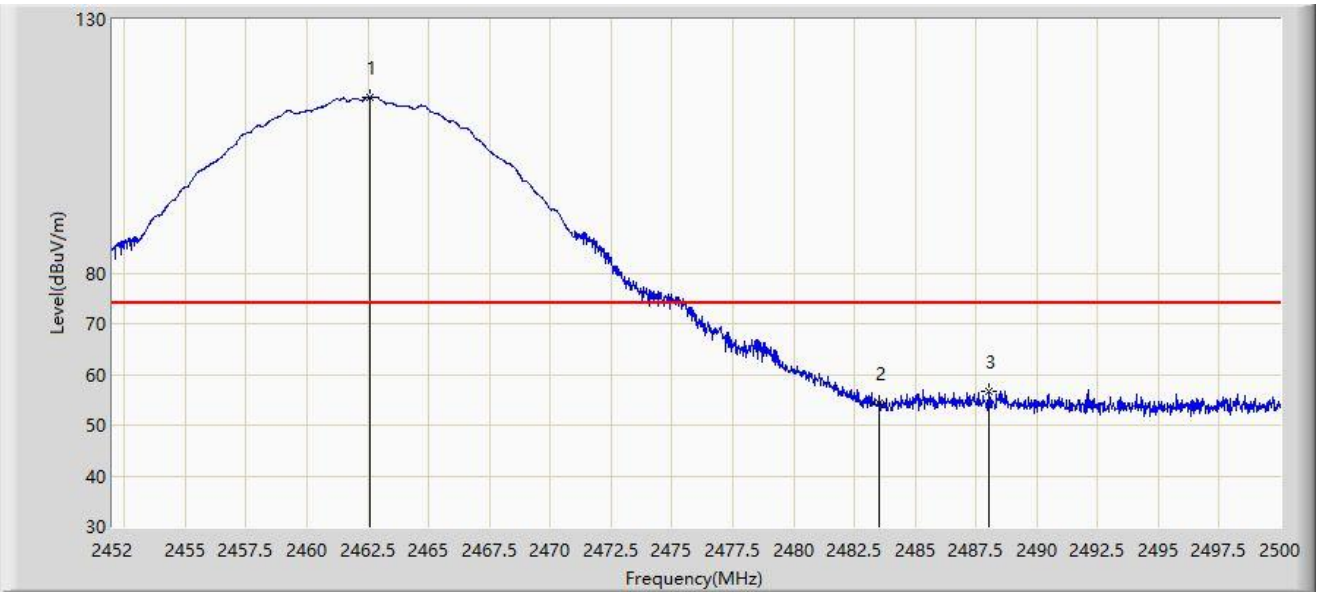

No	Mark	Frequency (MHz)	Measure Level (dBμV/m)	Reading Level (dBμV)	Margin (dB)	Limit (dBμV/m)	Factor (dB/m)	Type
1		2462.584	114.689	83.201	N/A	N/A	31.488	PK
2		2483.500	54.348	22.848	-19.652	74.000	31.500	PK
3	*	2488.048	56.789	25.287	-17.211	74.000	31.502	PK

Note 1: " * ", means this data is the worst emission level.

Note 2: Measure Level (dBμV/m) = Reading Level (dBμV) + Factor (dB/m).

Note 3: Factor (dB/m) = Cable Loss (dB) + Antenna Factor (dB/m).

Site: WZ-AC2	Test Date: 2023-07-29
Limit: FCC_2.4G_RE(3m)	Engineer: Bob Zhang
Probe: BBHA9120D_1457_1-18GHz	Polarity: Vertical
EUT: ACCESS POINT	Power: AC 120V/60Hz
Test Mode: Transmit by 802.11b at 2462MHz	

No	Mark	Frequency (MHz)	Measure Level (dBμV/m)	Reading Level (dBμV)	Margin (dB)	Limit (dBμV/m)	Factor (dB/m)	Type
1		2462.800	111.567	80.079	N/A	N/A	31.488	AV
2		2483.500	41.543	10.043	-12.457	54.000	31.500	AV
3	*	2487.424	45.394	13.892	-8.606	54.000	31.502	AV

Note 1: " * ", means this data is the worst emission level.

Note 2: Measure Level (dBμV/m) = Reading Level (dBμV) + Factor (dB/m).

Note 3: Factor (dB/m) = Cable Loss (dB) + Antenna Factor (dB/m).

Site: WZ-AC2	Test Date: 2023-07-29
Limit: FCC_2.4G_RE(3m)	Engineer: Bob Zhang
Probe: BBHA9120D_1457_1-18GHz	Polarity: Horizontal
EUT: ACCESS POINT	Power: AC 120V/60Hz
Test Mode: Transmit by 802.11g at 2412MHz	

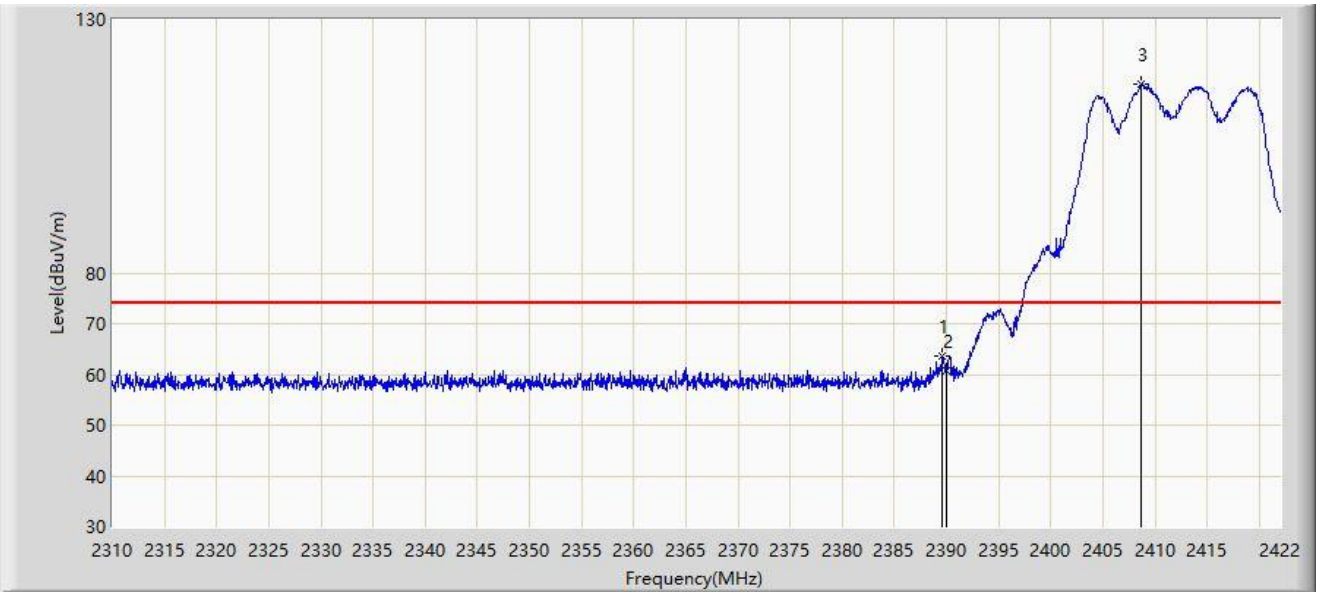

No	Mark	Frequency (MHz)	Measure Level (dBμV/m)	Reading Level (dBμV)	Margin (dB)	Limit (dBμV/m)	Factor (dB/m)	Type
1	*	2389.632	63.627	32.010	-10.373	74.000	31.617	PK
2		2390.000	60.829	29.214	-13.171	74.000	31.615	PK
3		2408.728	117.316	85.786	N/A	N/A	31.530	PK

Note 1: " * ", means this data is the worst emission level.

Note 2: Measure Level (dBμV/m) = Reading Level (dBμV) + Factor (dB/m).

Note 3: Factor (dB/m) = Cable Loss (dB) + Antenna Factor (dB/m).

Site: WZ-AC2	Test Date: 2023-07-29
Limit: FCC_2.4G_RE(3m)	Engineer: Bob Zhang
Probe: BBHA9120D_1457_1-18GHz	Polarity: Horizontal
EUT: ACCESS POINT	Power: AC 120V/60Hz
Test Mode: Transmit by 802.11g at 2412MHz	

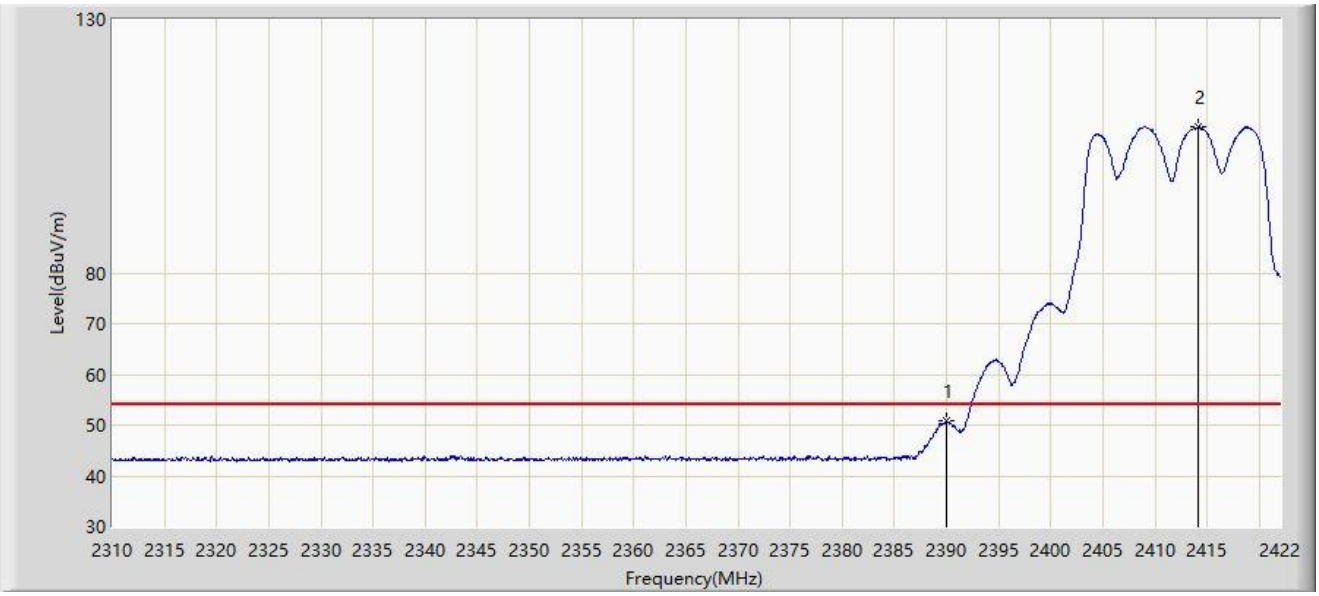

No	Mark	Frequency (MHz)	Measure Level (dBμV/m)	Reading Level (dBμV)	Margin (dB)	Limit (dBμV/m)	Factor (dB/m)	Type
1	*	2390.000	50.795	19.180	-3.205	54.000	31.615	AV
2		2414.160	108.824	77.311	N/A	N/A	31.514	AV

Note 1: " * ", means this data is the worst emission level.

Note 2: Measure Level (dBμV/m) = Reading Level (dBμV) + Factor (dB/m).

Note 3: Factor (dB/m) = Cable Loss (dB) + Antenna Factor (dB/m).

Site: WZ-AC2	Test Date: 2023-07-29
Limit: FCC_2.4G_RE(3m)	Engineer: Bob Zhang
Probe: BBHA9120D_1457_1-18GHz	Polarity: Vertical
EUT: ACCESS POINT	Power: AC 120V/60Hz
Test Mode: Transmit by 802.11g at 2412MHz	

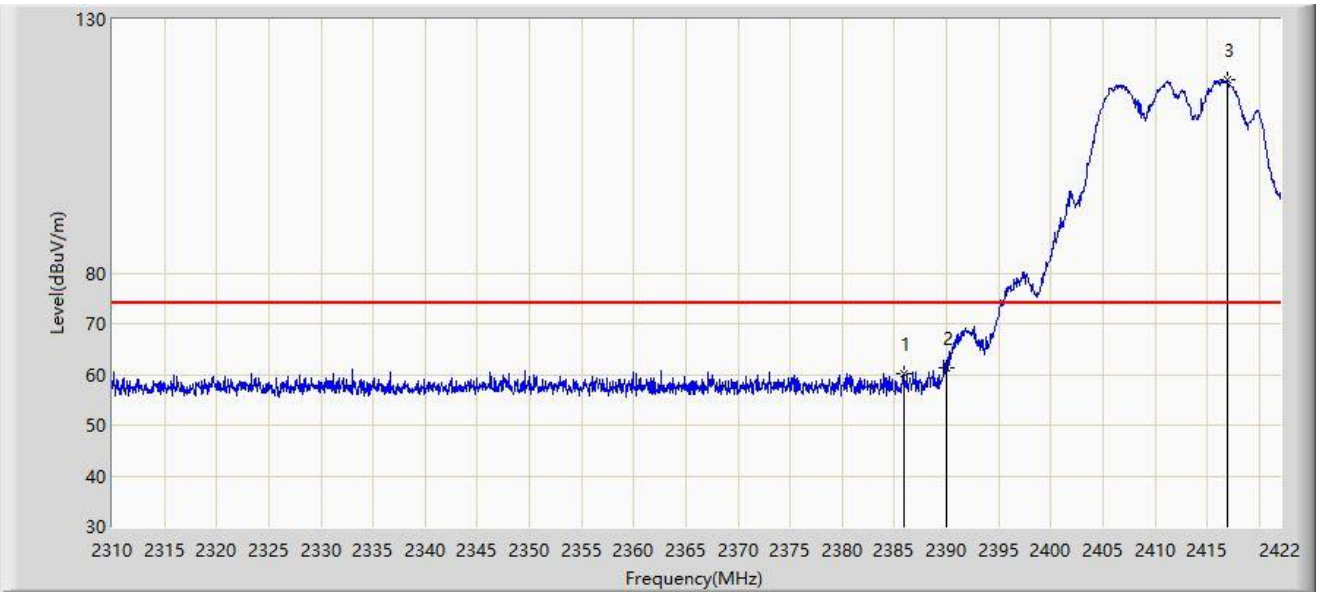

No	Mark	Frequency (MHz)	Measure Level (dBμV/m)	Reading Level (dBμV)	Margin (dB)	Limit (dBμV/m)	Factor (dB/m)	Type
1		2385.936	60.107	28.466	-13.893	74.000	31.640	PK
2	*	2390.000	61.415	29.800	-12.585	74.000	31.615	PK
3		2416.904	118.144	86.639	N/A	N/A	31.504	PK

Note 1: " * ", means this data is the worst emission level.

Note 2: Measure Level (dBμV/m) = Reading Level (dBμV) + Factor (dB/m).

Note 3: Factor (dB/m) = Cable Loss (dB) + Antenna Factor (dB/m).

Site: WZ-AC2	Test Date: 2023-07-29
Limit: FCC_2.4G_RE(3m)	Engineer: Bob Zhang
Probe: BBHA9120D_1457_1-18GHz	Polarity: Vertical
EUT: ACCESS POINT	Power: AC 120V/60Hz
Test Mode: Transmit by 802.11g at 2412MHz	

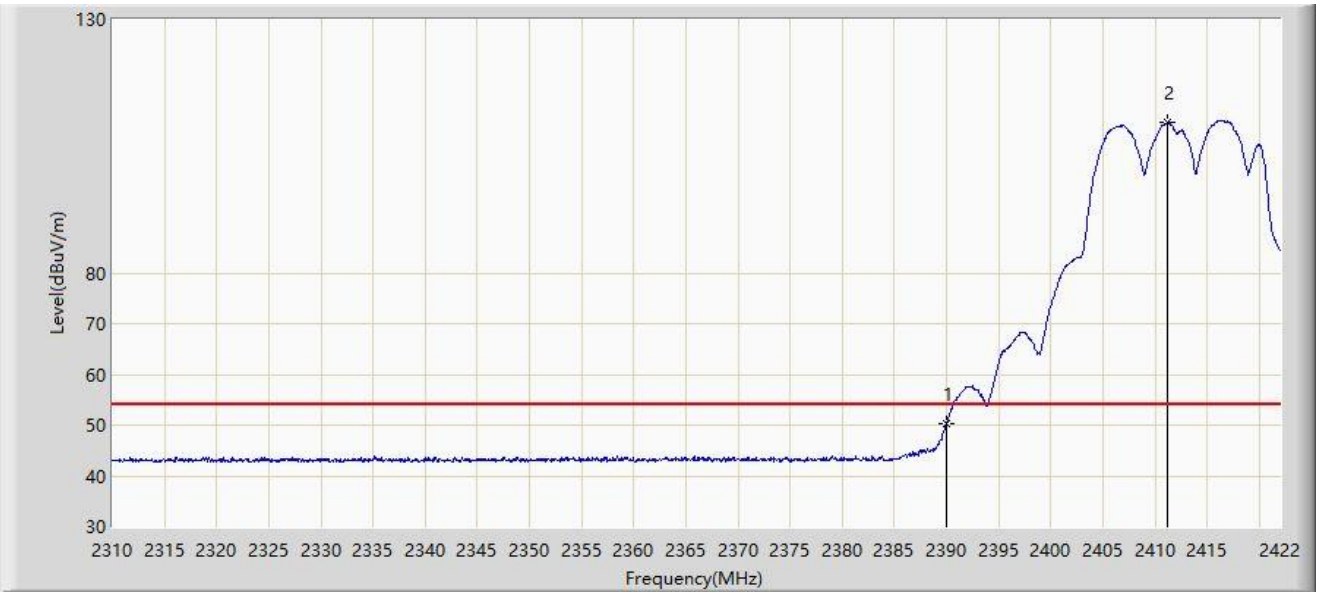

No	Mark	Frequency (MHz)	Measure Level (dBμV/m)	Reading Level (dBμV)	Margin (dB)	Limit (dBμV/m)	Factor (dB/m)	Type
1	*	2390.000	50.297	18.682	-3.703	54.000	31.615	AV
2		2411.136	109.600	78.077	N/A	N/A	31.523	AV

Note 1: " * ", means this data is the worst emission level.

Note 2: Measure Level (dBμV/m) = Reading Level (dBμV) + Factor (dB/m).

Note 3: Factor (dB/m) = Cable Loss (dB) + Antenna Factor (dB/m).

Site: WZ-AC2	Test Date: 2023-07-29
Limit: FCC_2.4G_RE(3m)	Engineer: Bob Zhang
Probe: BBHA9120D_1457_1-18GHz	Polarity: Horizontal
EUT: ACCESS POINT	Power: AC 120V/60Hz
Test Mode: Transmit by 802.11g at 2462MHz	

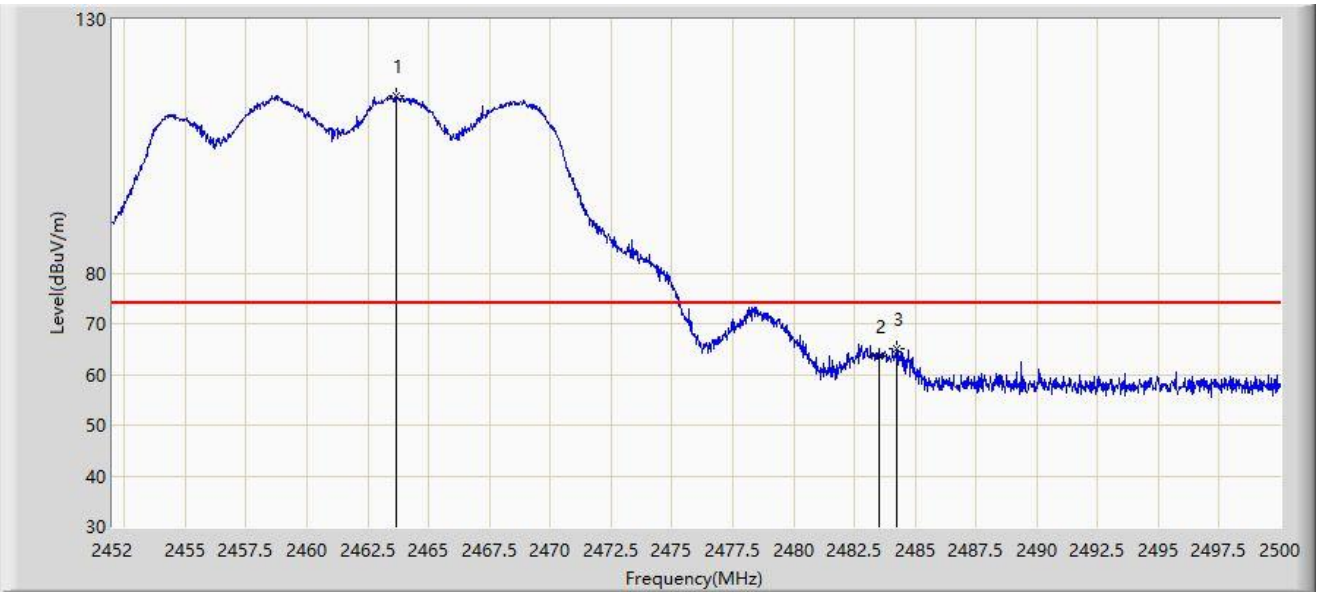

No	Mark	Frequency (MHz)	Measure Level (dBμV/m)	Reading Level (dBμV)	Margin (dB)	Limit (dBμV/m)	Factor (dB/m)	Type
1		2463.688	114.947	83.458	N/A	N/A	31.489	PK
2		2483.500	63.714	32.214	-10.286	74.000	31.500	PK
3	*	2484.232	65.044	33.543	-8.956	74.000	31.501	PK

Note 1: " * ", means this data is the worst emission level.

Note 2: Measure Level (dBμV/m) = Reading Level (dBμV) + Factor (dB/m).

Note 3: Factor (dB/m) = Cable Loss (dB) + Antenna Factor (dB/m).

Site: WZ-AC2	Test Date: 2023-07-29
Limit: FCC_2.4G_RE(3m)	Engineer: Bob Zhang
Probe: BBHA9120D_1457_1-18GHz	Polarity: Horizontal
EUT: ACCESS POINT	Power: AC 120V/60Hz
Test Mode: Transmit by 802.11g at 2462MHz	

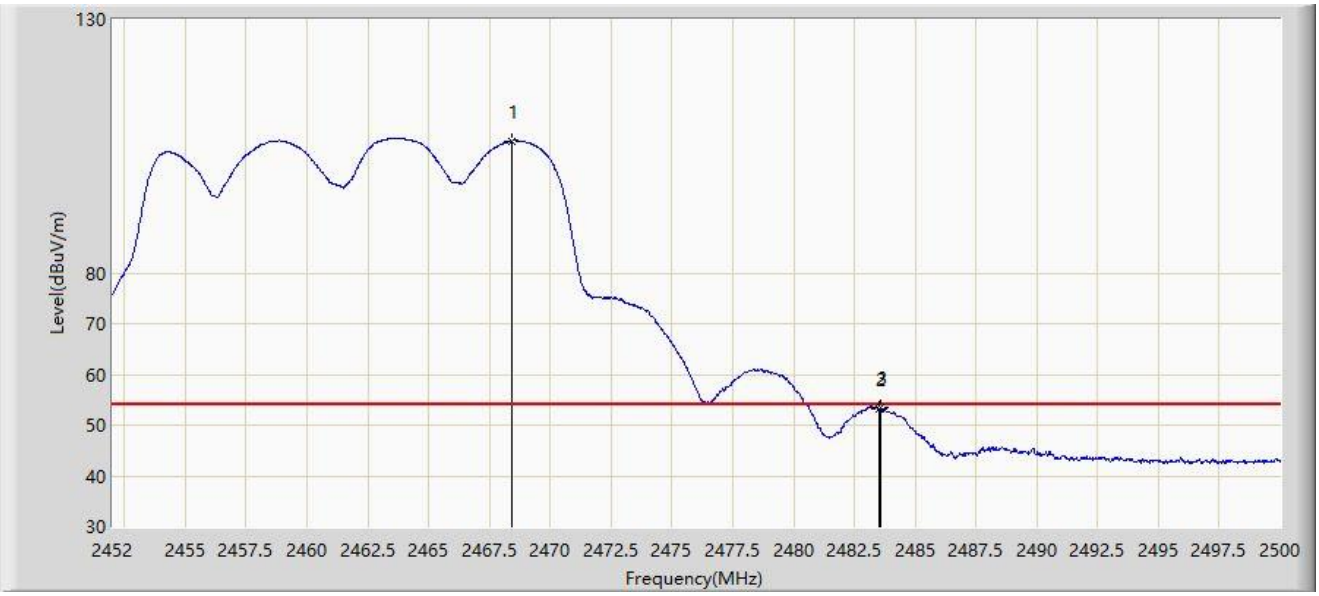

No	Mark	Frequency (MHz)	Measure Level (dBμV/m)	Reading Level (dBμV)	Margin (dB)	Limit (dBμV/m)	Factor (dB/m)	Type
1		2468.392	106.046	74.551	N/A	N/A	31.495	AV
2		2483.500	53.205	21.705	-0.795	54.000	31.500	AV
3	*	2483.608	53.395	21.894	-0.605	54.000	31.501	AV

Note 1: " * ", means this data is the worst emission level.

Note 2: Measure Level (dBμV/m) = Reading Level (dBμV) + Factor (dB/m).

Note 3: Factor (dB/m) = Cable Loss (dB) + Antenna Factor (dB/m).

Site: WZ-AC2	Test Date: 2023-07-29
Limit: FCC_2.4G_RE(3m)	Engineer: Bob Zhang
Probe: BBHA9120D_1457_1-18GHz	Polarity: Vertical
EUT: ACCESS POINT	Power: AC 120V/60Hz
Test Mode: Transmit by 802.11g at 2462MHz	

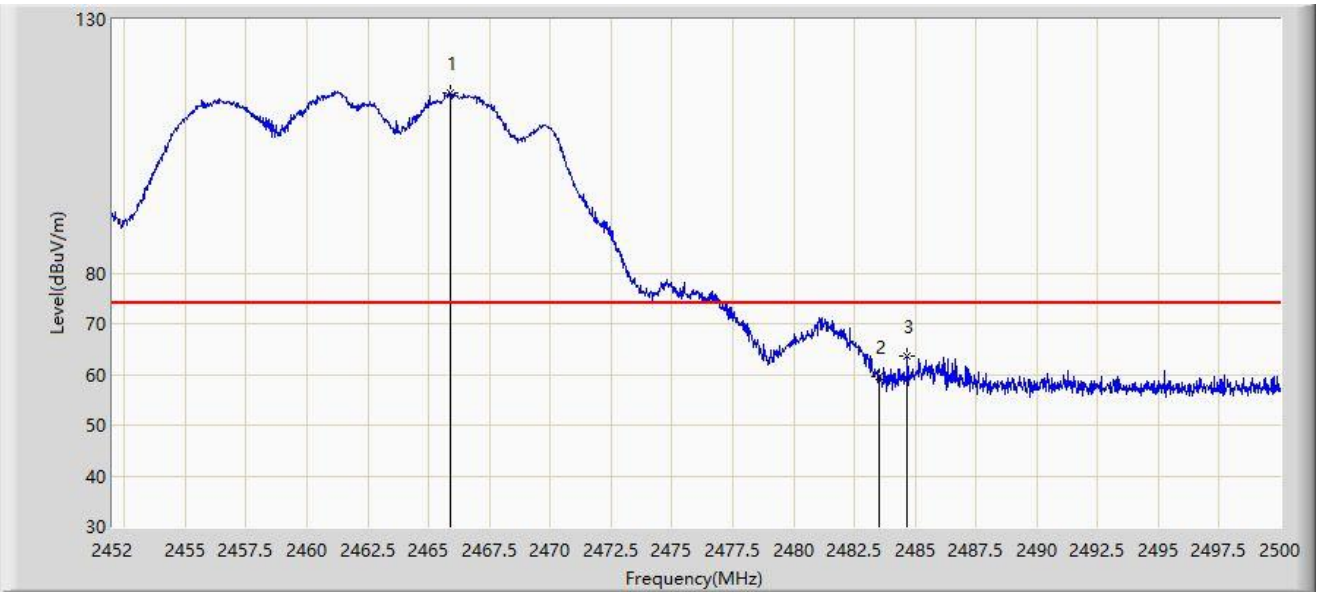

No	Mark	Frequency (MHz)	Measure Level (dBμV/m)	Reading Level (dBμV)	Margin (dB)	Limit (dBμV/m)	Factor (dB/m)	Type
1		2465.896	115.616	84.124	N/A	N/A	31.492	PK
2		2483.500	59.616	28.116	-14.384	74.000	31.500	PK
3	*	2484.688	63.744	32.243	-10.256	74.000	31.501	PK

Note 1: " * ", means this data is the worst emission level.

Note 2: Measure Level (dBμV/m) = Reading Level (dBμV) + Factor (dB/m).

Note 3: Factor (dB/m) = Cable Loss (dB) + Antenna Factor (dB/m).

Site: WZ-AC2	Test Date: 2023-07-29
Limit: FCC_2.4G_RE(3m)	Engineer: Bob Zhang
Probe: BBHA9120D_1457_1-18GHz	Polarity: Vertical
EUT: ACCESS POINT	Power: AC 120V/60Hz
Test Mode: Transmit by 802.11g at 2462MHz	

No	Mark	Frequency (MHz)	Measure Level (dBμV/m)	Reading Level (dBμV)	Margin (dB)	Limit (dBμV/m)	Factor (dB/m)	Type
1		2466.160	107.242	75.750	N/A	N/A	31.492	AV
2		2483.500	48.409	16.909	-5.591	54.000	31.500	AV
3	*	2486.080	48.978	17.476	-5.022	54.000	31.502	AV

Note 1: " * ", means this data is the worst emission level.

Note 2: Measure Level (dBμV/m) = Reading Level (dBμV) + Factor (dB/m).

Note 3: Factor (dB/m) = Cable Loss (dB) + Antenna Factor (dB/m).

Site: WZ-AC2	Test Date: 2023-07-29
Limit: FCC_2.4G_RE(3m)	Engineer: Bob Zhang
Probe: BBHA9120D_1457_1-18GHz	Polarity: Horizontal
EUT: ACCESS POINT	Power: AC 120V/60Hz
Test Mode: Transmit by 802.11n-HT20 at 2412MHz	

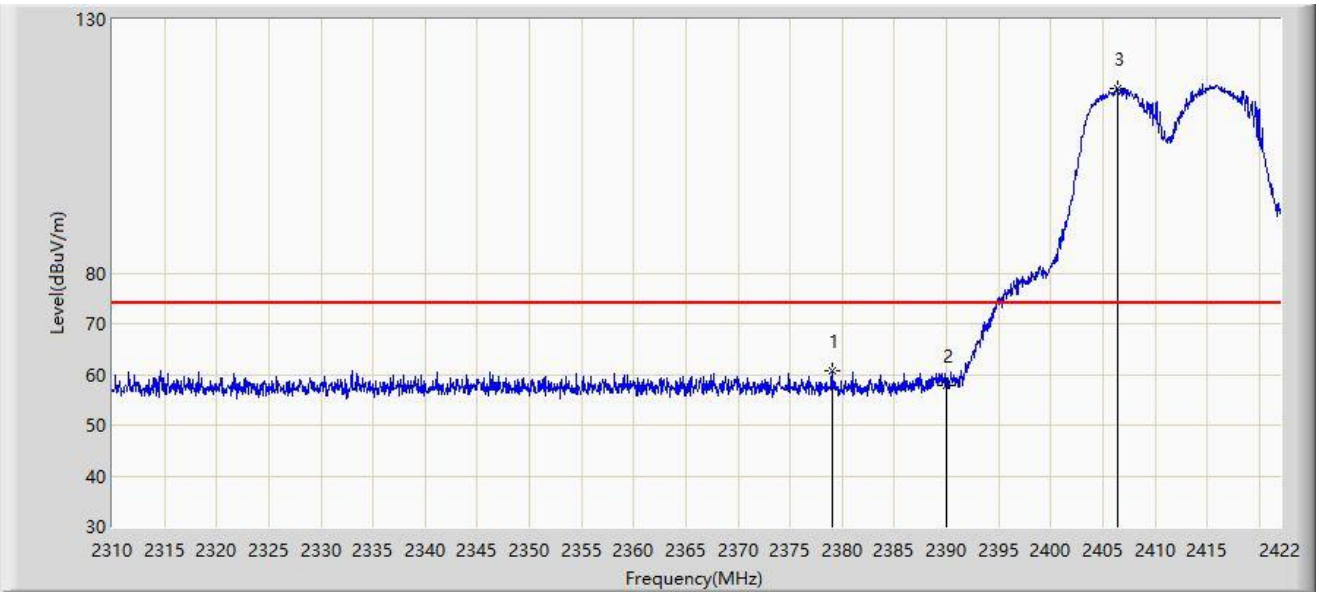

No	Mark	Frequency (MHz)	Measure Level (dBμV/m)	Reading Level (dBμV)	Margin (dB)	Limit (dBμV/m)	Factor (dB/m)	Type
1	*	2378.992	60.618	28.955	-13.382	74.000	31.663	PK
2		2390.000	57.839	26.224	-16.161	74.000	31.615	PK
3		2406.488	116.520	84.984	N/A	N/A	31.536	PK

Note 1: " * ", means this data is the worst emission level.

Note 2: Measure Level (dBμV/m) = Reading Level (dBμV) + Factor (dB/m).

Note 3: Factor (dB/m) = Cable Loss (dB) + Antenna Factor (dB/m).

Site: WZ-AC2	Test Date: 2023-07-29
Limit: FCC_2.4G_RE(3m)	Engineer: Bob Zhang
Probe: BBHA9120D_1457_1-18GHz	Polarity: Horizontal
EUT: ACCESS POINT	Power: AC 120V/60Hz
Test Mode: Transmit by 802.11n-HT20 at 2412MHz	

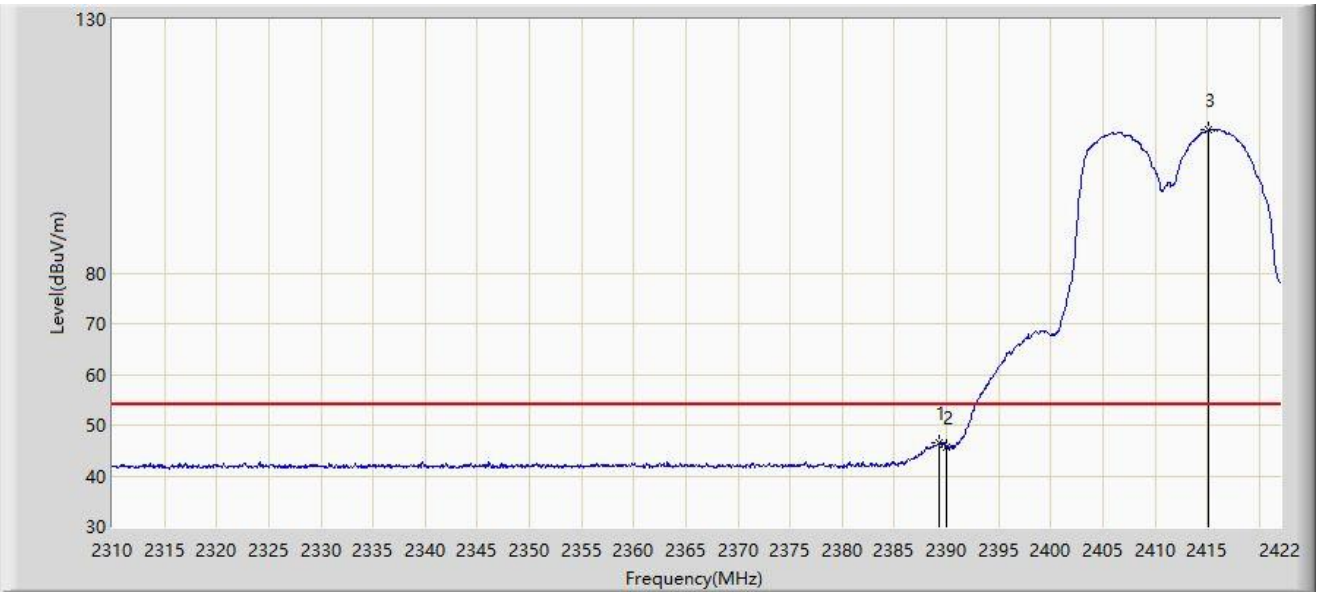

No	Mark	Frequency (MHz)	Measure Level (dBμV/m)	Reading Level (dBμV)	Margin (dB)	Limit (dBμV/m)	Factor (dB/m)	Type
1	*	2389.352	46.409	14.790	-7.591	54.000	31.620	AV
2		2390.000	45.792	14.177	-8.208	54.000	31.615	AV
3		2415.168	108.181	76.671	N/A	N/A	31.510	AV

Note 1: " * ", means this data is the worst emission level.

Note 2: Measure Level (dBμV/m) = Reading Level (dBμV) + Factor (dB/m).

Note 3: Factor (dB/m) = Cable Loss (dB) + Antenna Factor (dB/m).

Site: WZ-AC2	Test Date: 2023-07-29
Limit: FCC_2.4G_RE(3m)	Engineer: Bob Zhang
Probe: BBHA9120D_1457_1-18GHz	Polarity: Vertical
EUT: ACCESS POINT	Power: AC 120V/60Hz
Test Mode: Transmit by 802.11n-HT20 at 2412MHz	

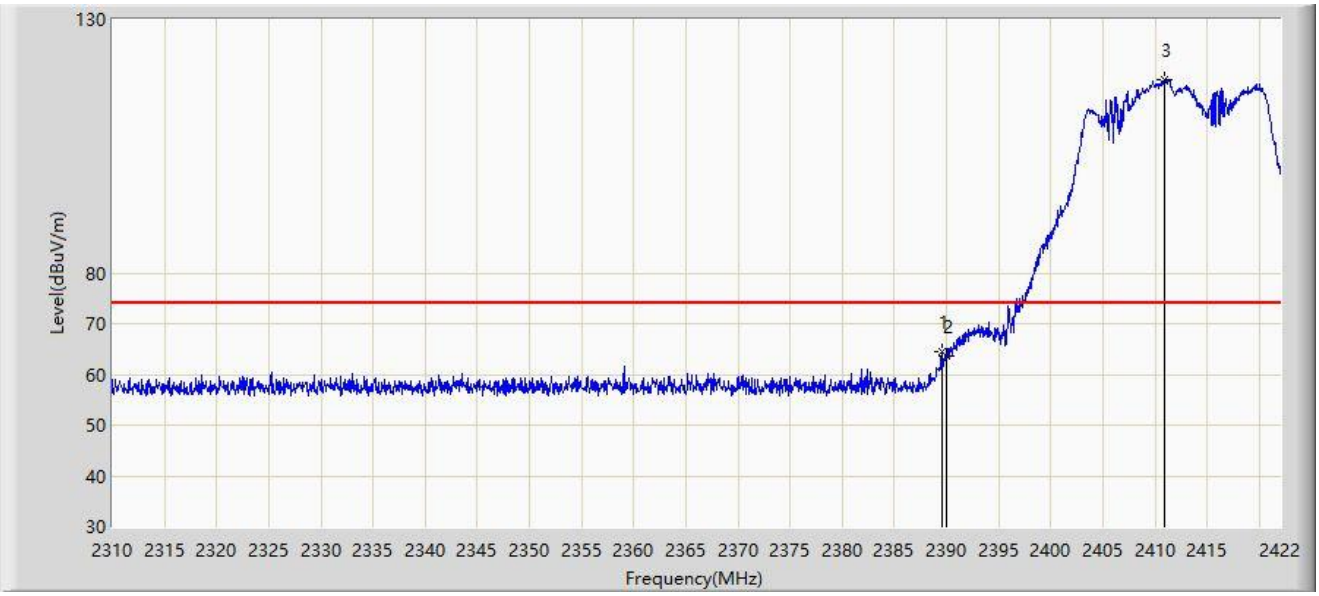

No	Mark	Frequency (MHz)	Measure Level (dBμV/m)	Reading Level (dBμV)	Margin (dB)	Limit (dBμV/m)	Factor (dB/m)	Type
1	*	2389.520	64.543	32.925	-9.457	74.000	31.618	PK
2		2390.000	63.707	32.092	-10.293	74.000	31.615	PK
3		2410.968	118.118	86.595	N/A	N/A	31.523	PK

Note 1: " * ", means this data is the worst emission level.

Note 2: Measure Level (dBμV/m) = Reading Level (dBμV) + Factor (dB/m).

Note 3: Factor (dB/m) = Cable Loss (dB) + Antenna Factor (dB/m).

Site: WZ-AC2	Test Date: 2023-07-29
Limit: FCC_2.4G_RE(3m)	Engineer: Bob Zhang
Probe: BBHA9120D_1457_1-18GHz	Polarity: Vertical
EUT: ACCESS POINT	Power: AC 120V/60Hz
Test Mode: Transmit by 802.11n-HT20 at 2412MHz	

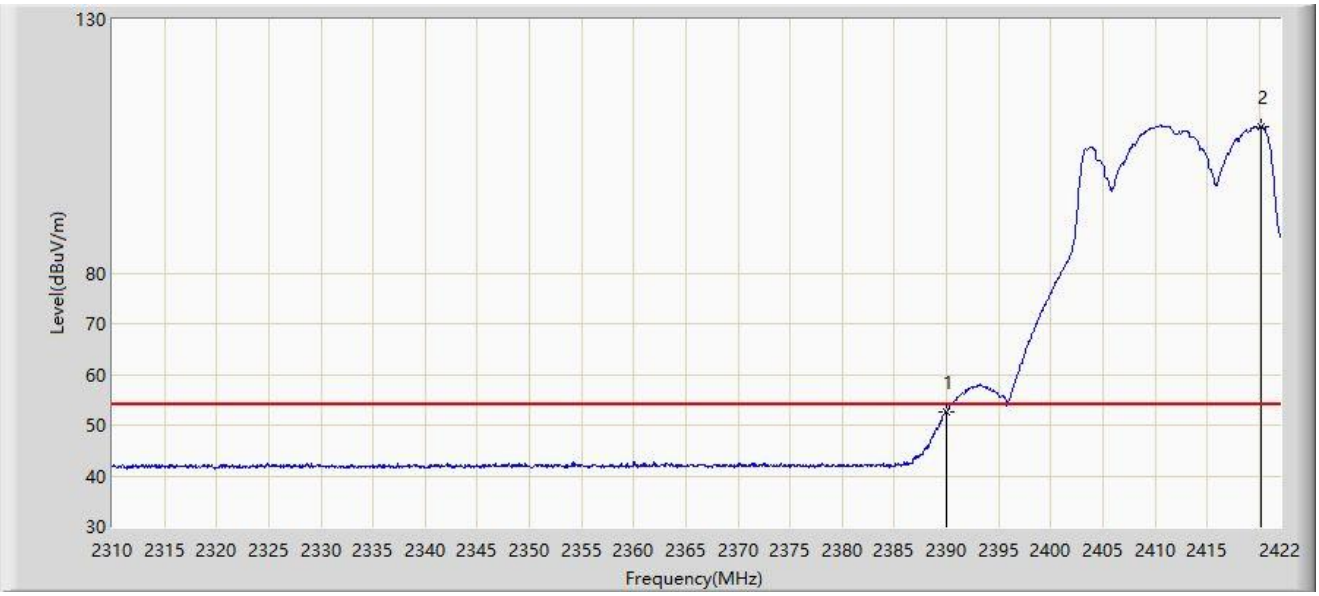

No	Mark	Frequency (MHz)	Measure Level (dBμV/m)	Reading Level (dBμV)	Margin (dB)	Limit (dBμV/m)	Factor (dB/m)	Type
1	*	2390.000	52.633	21.018	-1.367	54.000	31.615	AV
2		2420.208	108.848	77.353	N/A	N/A	31.494	AV

Note 1: " * ", means this data is the worst emission level.

Note 2: Measure Level (dBμV/m) = Reading Level (dBμV) + Factor (dB/m).

Note 3: Factor (dB/m) = Cable Loss (dB) + Antenna Factor (dB/m).

Site: WZ-AC2	Test Date: 2023-07-29
Limit: FCC_2.4G_RE(3m)	Engineer: Bob Zhang
Probe: BBHA9120D_1457_1-18GHz	Polarity: Horizontal
EUT: ACCESS POINT	Power: AC 120V/60Hz
Test Mode: Transmit by 802.11n-HT20 at 2462MHz	

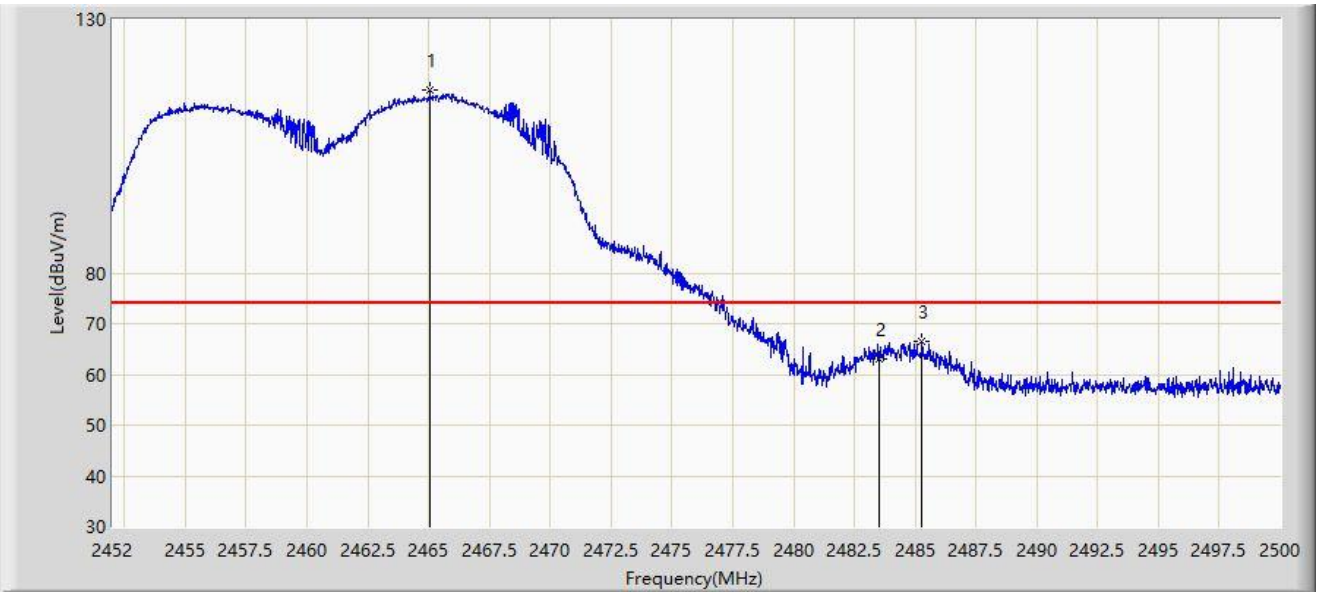

No	Mark	Frequency (MHz)	Measure Level (dBμV/m)	Reading Level (dBμV)	Margin (dB)	Limit (dBμV/m)	Factor (dB/m)	Type
1		2465.056	116.006	84.515	N/A	N/A	31.491	PK
2		2483.500	62.945	31.445	-11.055	74.000	31.500	PK
3	*	2485.264	66.393	34.892	-7.607	74.000	31.501	PK

Note 1: " * ", means this data is the worst emission level.

Note 2: Measure Level (dBμV/m) = Reading Level (dBμV) + Factor (dB/m).

Note 3: Factor (dB/m) = Cable Loss (dB) + Antenna Factor (dB/m).

Site: WZ-AC2	Test Date: 2023-07-29
Limit: FCC_2.4G_RE(3m)	Engineer: Bob Zhang
Probe: BBHA9120D_1457_1-18GHz	Polarity: Horizontal
EUT: ACCESS POINT	Power: AC 120V/60Hz
Test Mode: Transmit by 802.11n-HT20 at 2462MHz	

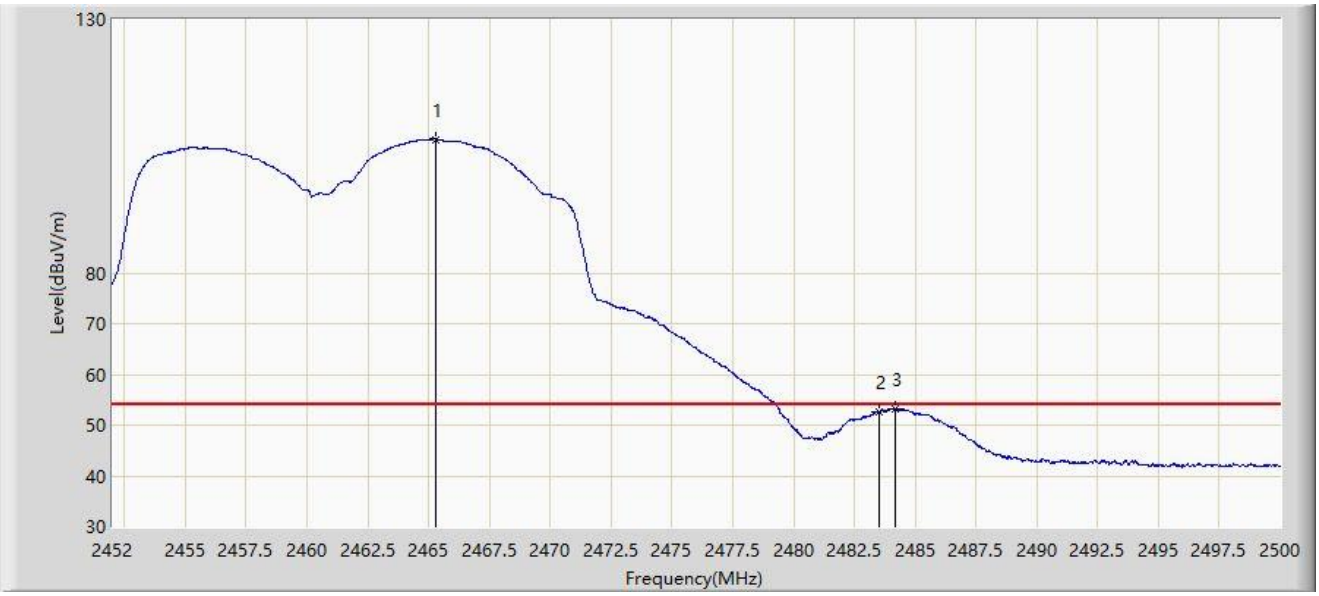

No	Mark	Frequency (MHz)	Measure Level (dBμV/m)	Reading Level (dBμV)	Margin (dB)	Limit (dBμV/m)	Factor (dB/m)	Type
1		2465.272	106.373	74.882	N/A	N/A	31.491	AV
2		2483.500	52.650	21.150	-1.350	54.000	31.500	AV
3	*	2484.160	53.252	21.751	-0.748	54.000	31.501	AV

Note 1: " * ", means this data is the worst emission level.

Note 2: Measure Level (dBμV/m) = Reading Level (dBμV) + Factor (dB/m).

Note 3: Factor (dB/m) = Cable Loss (dB) + Antenna Factor (dB/m).

Site: WZ-AC2	Test Date: 2023-07-29
Limit: FCC_2.4G_RE(3m)	Engineer: Bob Zhang
Probe: BBHA9120D_1457_1-18GHz	Polarity: Vertical
EUT: ACCESS POINT	Power: AC 120V/60Hz
Test Mode: Transmit by 802.11n-HT20 at 2462MHz	

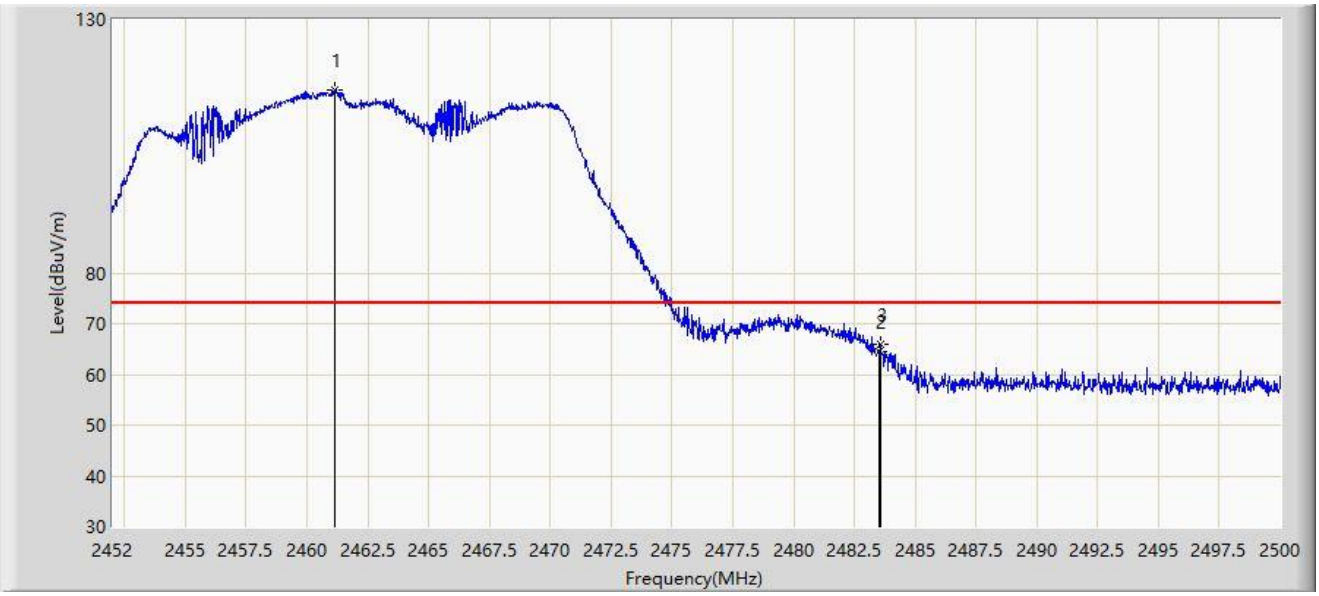

No	Mark	Frequency (MHz)	Measure Level (dBμV/m)	Reading Level (dBμV)	Margin (dB)	Limit (dBμV/m)	Factor (dB/m)	Type
1		2461.168	116.143	84.657	N/A	N/A	31.487	PK
2		2483.500	64.543	33.043	-9.457	74.000	31.500	PK
3	*	2483.560	65.800	34.299	-8.200	74.000	31.501	PK

Note 1: " * ", means this data is the worst emission level.

Note 2: Measure Level (dBμV/m) = Reading Level (dBμV) + Factor (dB/m).

Note 3: Factor (dB/m) = Cable Loss (dB) + Antenna Factor (dB/m).

Site: WZ-AC2	Test Date: 2023-07-29
Limit: FCC_2.4G_RE(3m)	Engineer: Bob Zhang
Probe: BBHA9120D_1457_1-18GHz	Polarity: Vertical
EUT: ACCESS POINT	Power: AC 120V/60Hz
Test Mode: Transmit by 802.11n-HT20 at 2462MHz	

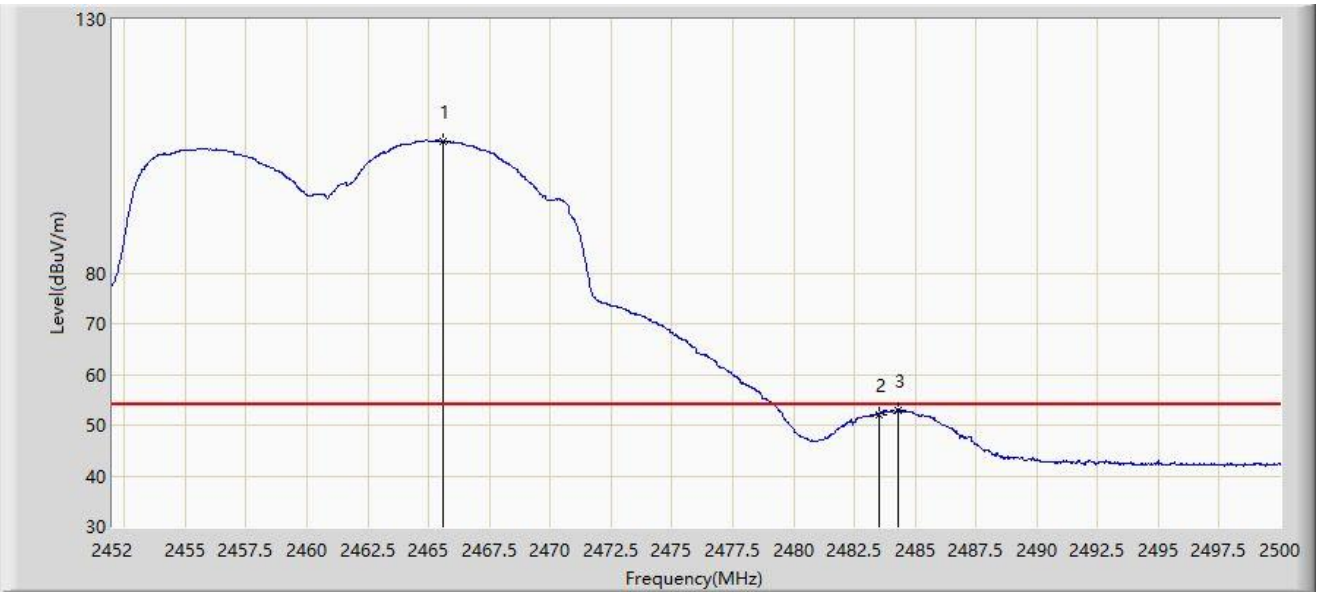

No	Mark	Frequency (MHz)	Measure Level (dBμV/m)	Reading Level (dBμV)	Margin (dB)	Limit (dBμV/m)	Factor (dB/m)	Type
1		2465.584	105.950	74.459	N/A	N/A	31.492	AV
2		2483.500	52.147	20.647	-1.853	54.000	31.500	AV
3	*	2484.304	52.896	21.395	-1.104	54.000	31.501	AV

Note 1: " * ", means this data is the worst emission level.

Note 2: Measure Level (dBμV/m) = Reading Level (dBμV) + Factor (dB/m).

Note 3: Factor (dB/m) = Cable Loss (dB) + Antenna Factor (dB/m).

Site: WZ-AC2	Test Date: 2023-07-29
Limit: FCC_2.4G_RE(3m)	Engineer: Bob Zhang
Probe: BBHA9120D_1457_1-18GHz	Polarity: Horizontal
EUT: ACCESS POINT	Power: AC 120V/60Hz
Test Mode: Transmit by 802.11n-HT40 at 2422MHz	

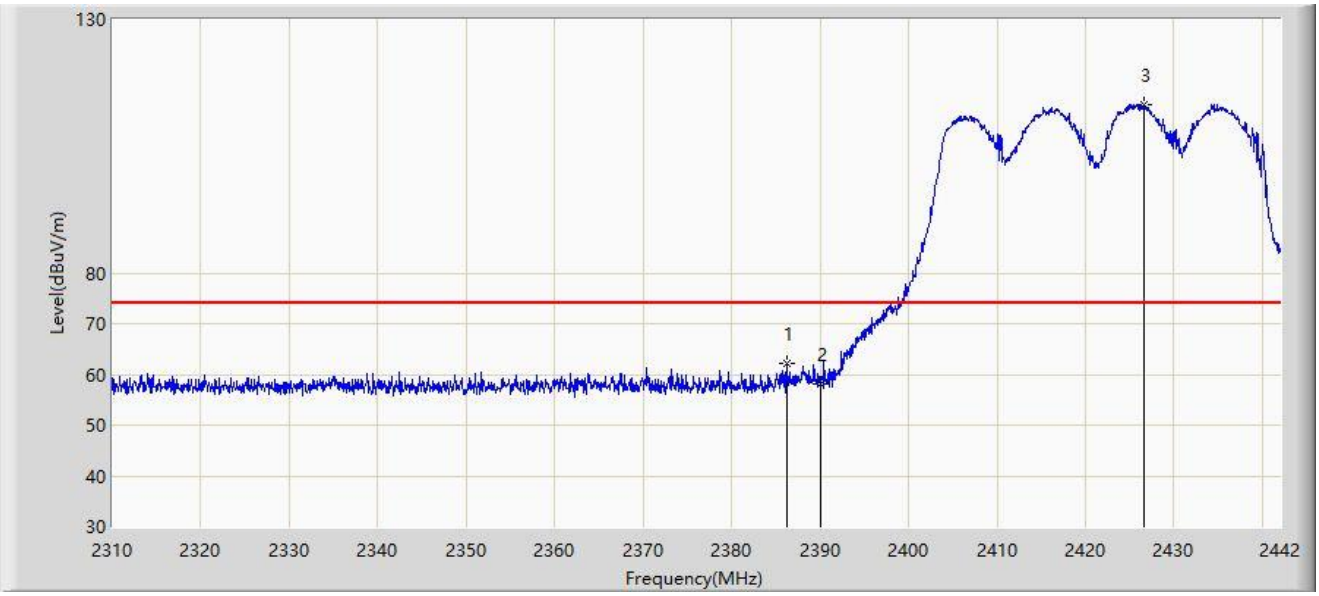

No	Mark	Frequency (MHz)	Measure Level (dBμV/m)	Reading Level (dBμV)	Margin (dB)	Limit (dBμV/m)	Factor (dB/m)	Type
1	*	2386.230	62.154	30.515	-11.846	74.000	31.639	PK
2		2390.000	58.043	26.428	-15.957	74.000	31.615	PK
3		2426.556	113.087	81.598	N/A	N/A	31.489	PK

Note 1: " * ", means this data is the worst emission level.

Note 2: Measure Level (dBμV/m) = Reading Level (dBμV) + Factor (dB/m).

Note 3: Factor (dB/m) = Cable Loss (dB) + Antenna Factor (dB/m).

Site: WZ-AC2	Test Date: 2023-07-29
Limit: FCC_2.4G_RE(3m)	Engineer: Bob Zhang
Probe: BBHA9120D_1457_1-18GHz	Polarity: Horizontal
EUT: ACCESS POINT	Power: AC 120V/60Hz
Test Mode: Transmit by 802.11n-HT40 at 2422MHz	

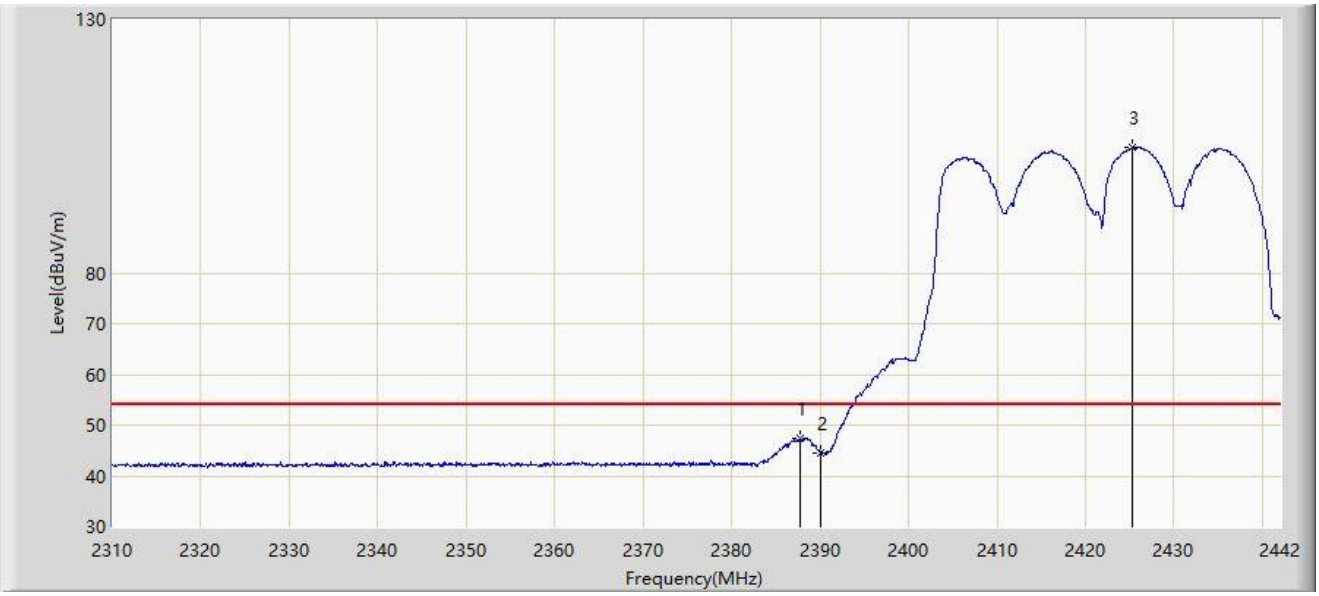

No	Mark	Frequency (MHz)	Measure Level (dBμV/m)	Reading Level (dBμV)	Margin (dB)	Limit (dBμV/m)	Factor (dB/m)	Type
1	*	2387.682	47.276	15.646	-6.724	54.000	31.629	AV
2		2390.000	44.563	12.948	-9.437	54.000	31.615	AV
3		2425.368	104.731	73.241	N/A	N/A	31.491	AV

Note 1: " * ", means this data is the worst emission level.

Note 2: Measure Level (dBμV/m) = Reading Level (dBμV) + Factor (dB/m).

Note 3: Factor (dB/m) = Cable Loss (dB) + Antenna Factor (dB/m).

Site: WZ-AC2	Test Date: 2023-07-29
Limit: FCC_2.4G_RE(3m)	Engineer: Bob Zhang
Probe: BBHA9120D_1457_1-18GHz	Polarity: Vertical
EUT: ACCESS POINT	Power: AC 120V/60Hz
Test Mode: Transmit by 802.11n-HT40 at 2422MHz	

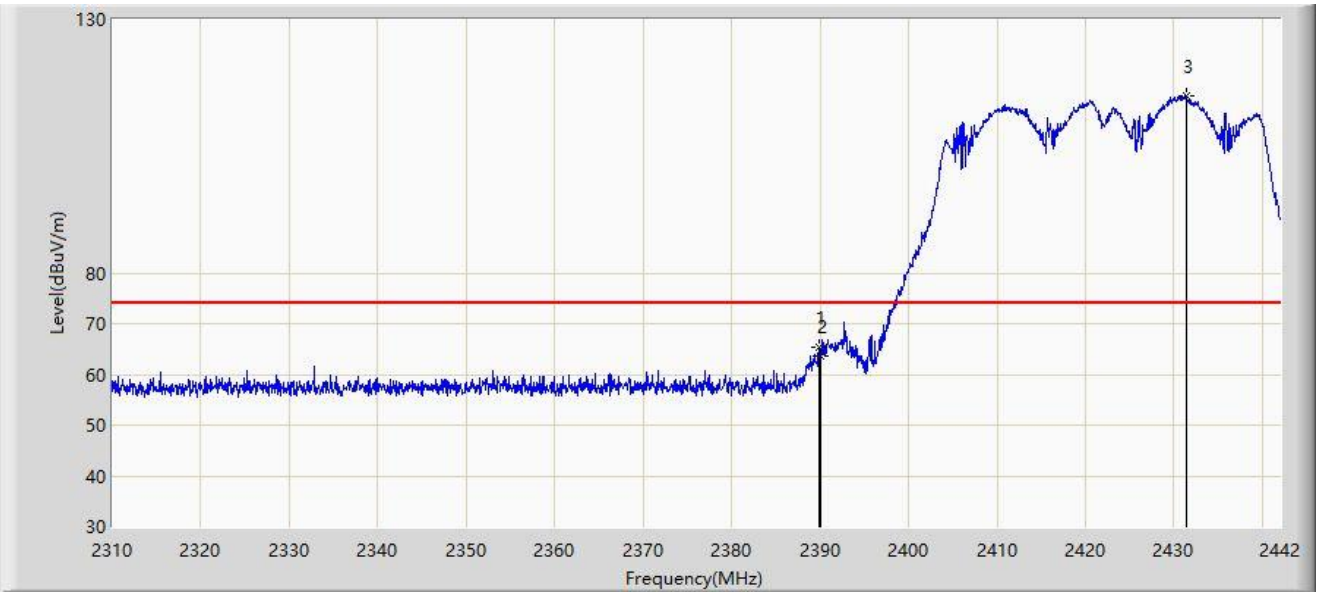

No	Mark	Frequency (MHz)	Measure Level (dBμV/m)	Reading Level (dBμV)	Margin (dB)	Limit (dBμV/m)	Factor (dB/m)	Type
1	*	2389.860	65.338	33.722	-8.662	74.000	31.616	PK
2		2390.000	63.534	31.919	-10.466	74.000	31.615	PK
3		2431.374	114.996	83.507	N/A	N/A	31.489	PK

Note 1: " * ", means this data is the worst emission level.

Note 2: Measure Level (dBμV/m) = Reading Level (dBμV) + Factor (dB/m).

Note 3: Factor (dB/m) = Cable Loss (dB) + Antenna Factor (dB/m).

Site: WZ-AC2	Test Date: 2023-07-29
Limit: FCC_2.4G_RE(3m)	Engineer: Bob Zhang
Probe: BBHA9120D_1457_1-18GHz	Polarity: Vertical
EUT: ACCESS POINT	Power: AC 120V/60Hz
Test Mode: Transmit by 802.11n-HT40 at 2422MHz	

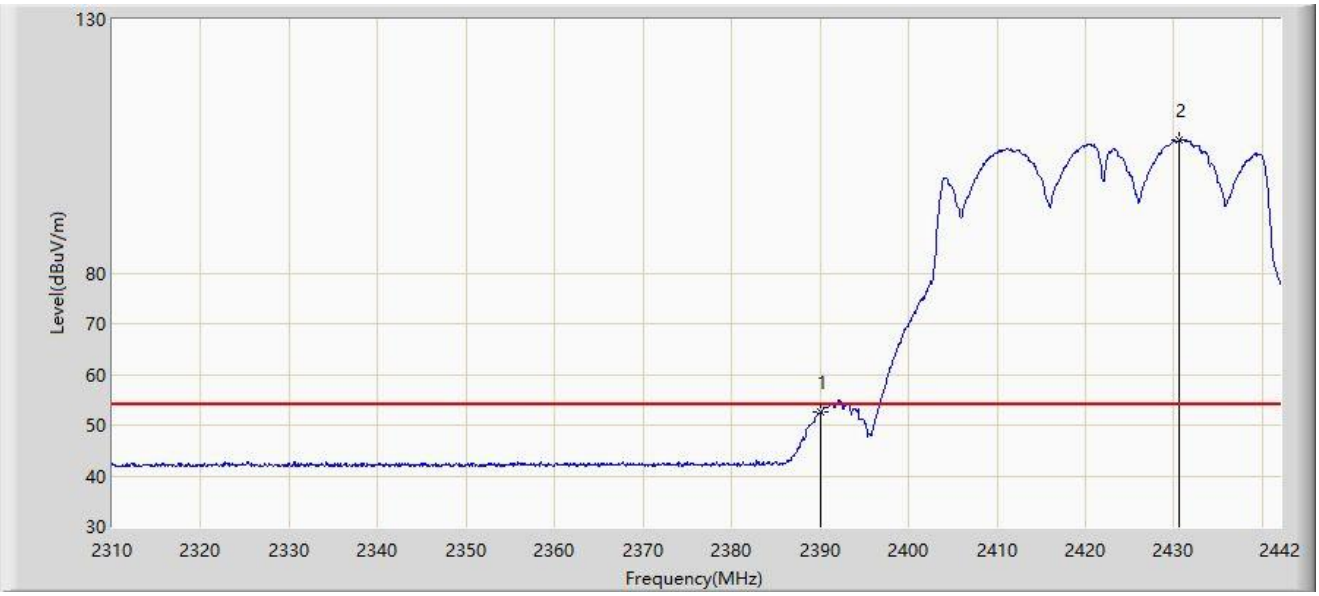

No	Mark	Frequency (MHz)	Measure Level (dBμV/m)	Reading Level (dBμV)	Margin (dB)	Limit (dBμV/m)	Factor (dB/m)	Type
1	*	2390.000	52.465	20.850	-1.535	54.000	31.615	AV
2		2430.648	106.124	74.635	N/A	N/A	31.489	AV

Note 1: " * ", means this data is the worst emission level.

Note 2: Measure Level (dBμV/m) = Reading Level (dBμV) + Factor (dB/m).

Note 3: Factor (dB/m) = Cable Loss (dB) + Antenna Factor (dB/m).

Site: WZ-AC2	Test Date: 2023-07-29
Limit: FCC_2.4G_RE(3m)	Engineer: Bob Zhang
Probe: BBHA9120D_1457_1-18GHz	Polarity: Horizontal
EUT: ACCESS POINT	Power: AC 120V/60Hz
Test Mode: Transmit by 802.11n-HT40 at 2452MHz	

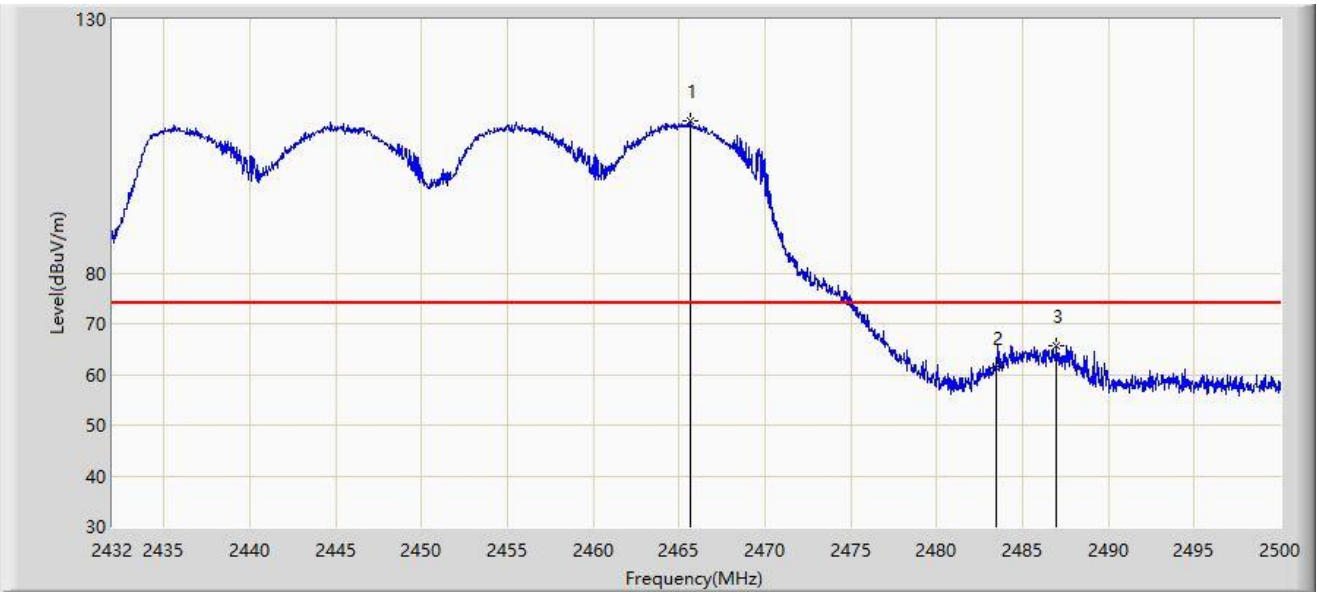

No	Mark	Frequency (MHz)	Measure Level (dBμV/m)	Reading Level (dBμV)	Margin (dB)	Limit (dBμV/m)	Factor (dB/m)	Type
1		2465.626	110.051	78.559	N/A	N/A	31.492	PK
2		2483.500	61.428	29.928	-12.572	74.000	31.500	PK
3	*	2486.978	65.536	34.034	-8.464	74.000	31.502	PK

Note 1: " * ", means this data is the worst emission level.

Note 2: Measure Level (dBμV/m) = Reading Level (dBμV) + Factor (dB/m).

Note 3: Factor (dB/m) = Cable Loss (dB) + Antenna Factor (dB/m).

Site: WZ-AC2	Test Date: 2023-07-29
Limit: FCC_2.4G_RE(3m)	Engineer: Bob Zhang
Probe: BBHA9120D_1457_1-18GHz	Polarity: Horizontal
EUT: ACCESS POINT	Power: AC 120V/60Hz
Test Mode: Transmit by 802.11n-HT40 at 2452MHz	

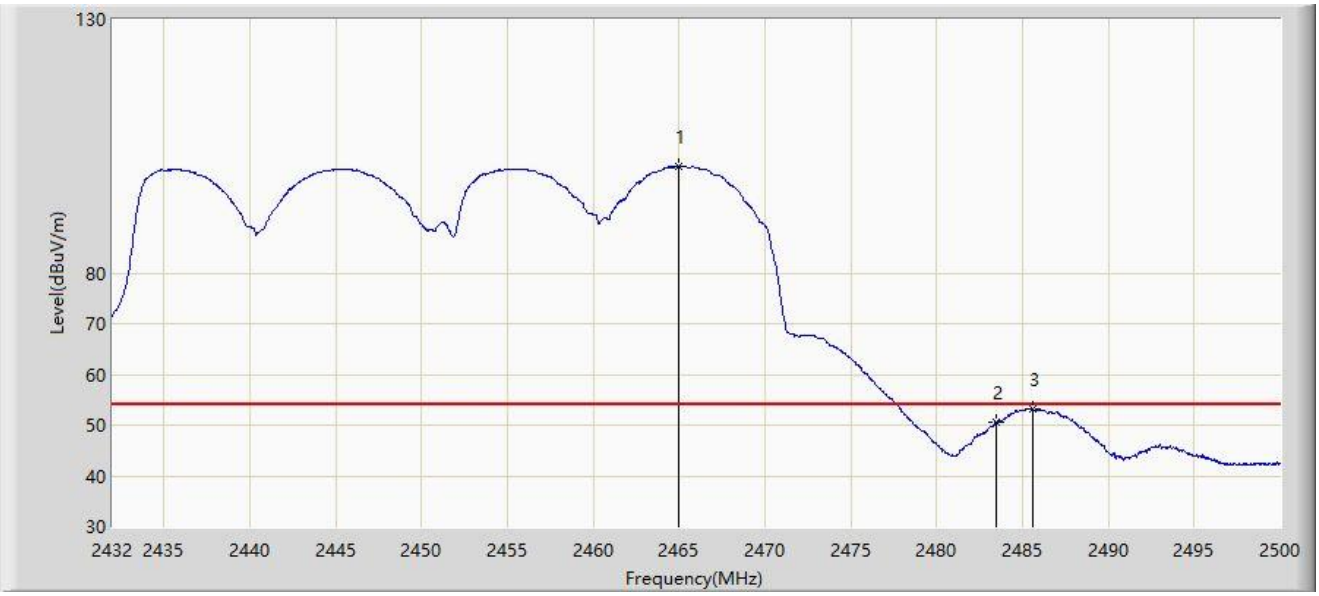

No	Mark	Frequency (MHz)	Measure Level (dBμV/m)	Reading Level (dBμV)	Margin (dB)	Limit (dBμV/m)	Factor (dB/m)	Type
1		2464.946	101.014	69.523	N/A	N/A	31.491	AV
2		2483.500	50.651	19.151	-3.349	54.000	31.500	AV
3	*	2485.584	53.192	21.691	-0.808	54.000	31.501	AV

Note 1: " * ", means this data is the worst emission level.

Note 2: Measure Level (dBμV/m) = Reading Level (dBμV) + Factor (dB/m).

Note 3: Factor (dB/m) = Cable Loss (dB) + Antenna Factor (dB/m).

Site: WZ-AC2	Test Date: 2023-07-29
Limit: FCC_2.4G_RE(3m)	Engineer: Bob Zhang
Probe: BBHA9120D_1457_1-18GHz	Polarity: Vertical
EUT: ACCESS POINT	Power: AC 120V/60Hz
Test Mode: Transmit by 802.11n-HT40 at 2452MHz	

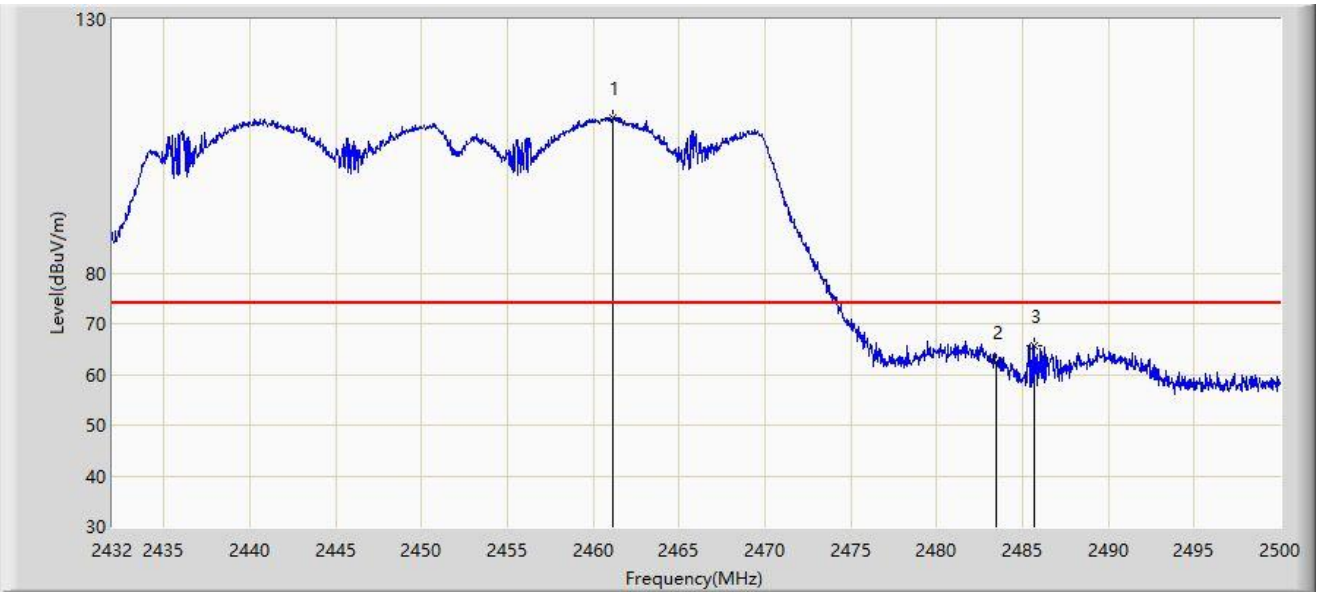

No	Mark	Frequency (MHz)	Measure Level (dBμV/m)	Reading Level (dBμV)	Margin (dB)	Limit (dBμV/m)	Factor (dB/m)	Type
1		2461.104	110.654	79.168	N/A	N/A	31.486	PK
2		2483.500	62.461	30.961	-11.539	74.000	31.500	PK
3	*	2485.686	65.731	34.230	-8.269	74.000	31.501	PK

Note 1: " * ", means this data is the worst emission level.

Note 2: Measure Level (dBμV/m) = Reading Level (dBμV) + Factor (dB/m).

Note 3: Factor (dB/m) = Cable Loss (dB) + Antenna Factor (dB/m).

Site: WZ-AC2	Test Date: 2023-07-29
Limit: FCC_2.4G_RE(3m)	Engineer: Bob Zhang
Probe: BBHA9120D_1457_1-18GHz	Polarity: Vertical
EUT: ACCESS POINT	Power: AC 120V/60Hz
Test Mode: Transmit by 802.11n-HT40 at 2452MHz	

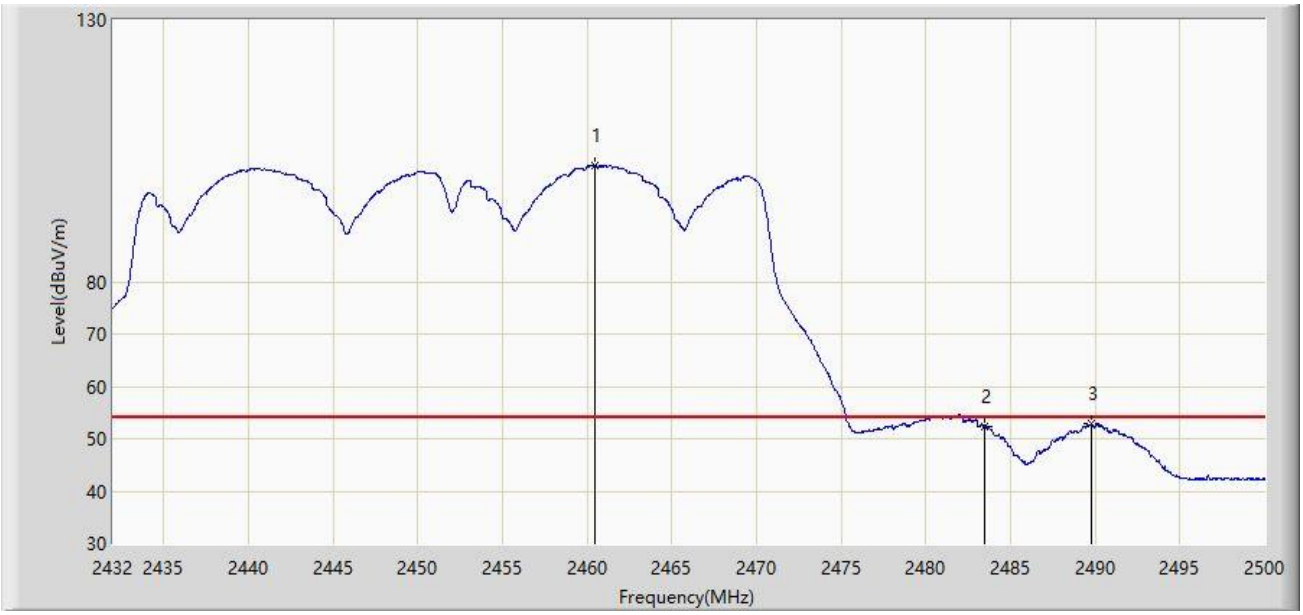

No	Mark	Frequency (MHz)	Measure Level (dBμV/m)	Reading Level (dBμV)	Margin (dB)	Limit (dBμV/m)	Factor (dB/m)	Type
1		2460.458	102.212	70.726	N/A	N/A	31.486	AV
2		2483.500	52.375	20.875	-1.625	54.000	31.500	AV
3	*	2489.732	52.861	21.358	-1.139	54.000	31.503	AV

Note 1: " * ", means this data is the worst emission level.

Note 2: Measure Level (dBμV/m) = Reading Level (dBμV) + Factor (dB/m).

Note 3: Factor (dB/m) = Cable Loss (dB) + Antenna Factor (dB/m).

Site: WZ-AC2	Test Date: 2023-07-29
Limit: FCC_2.4G_RE(3m)	Engineer: Bob Zhang
Probe: BBHA9120D_1457_1-18GHz	Polarity: Horizontal
EUT: ACCESS POINT	Power: AC 120V/60Hz
Test Mode: Transmit by 802.11ax-HE20 at 2412MHz	

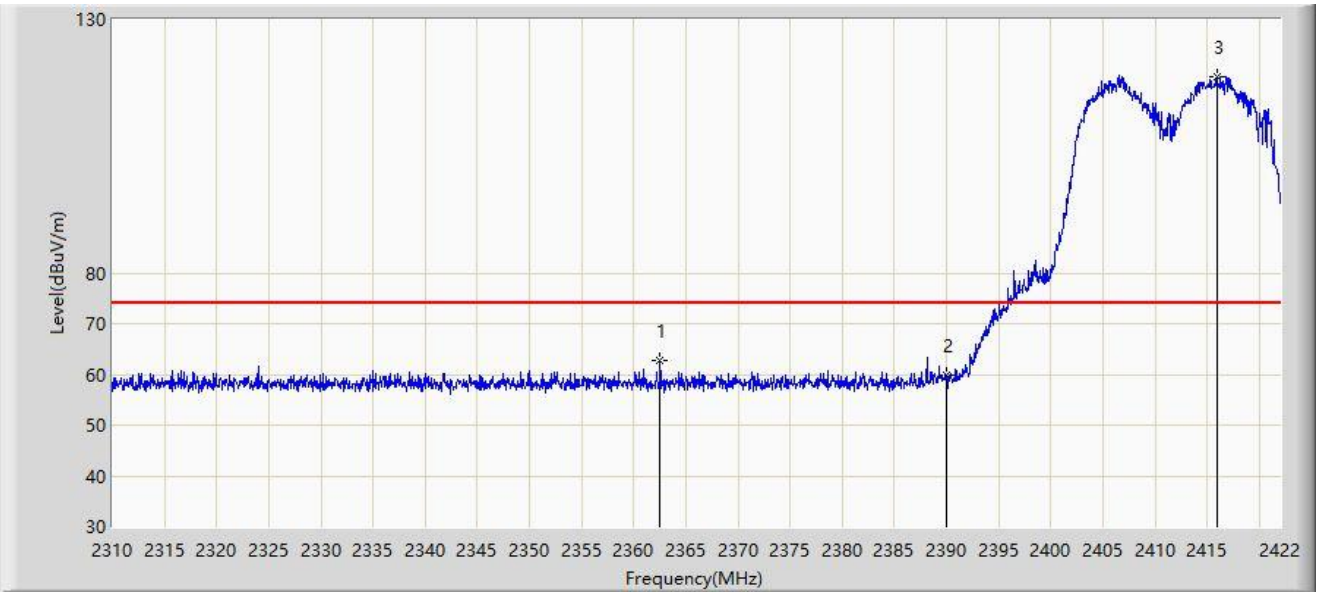

No	Mark	Frequency (MHz)	Measure Level (dBμV/m)	Reading Level (dBμV)	Margin (dB)	Limit (dBμV/m)	Factor (dB/m)	Type
1	*	2362.528	62.660	30.972	-11.340	74.000	31.688	PK
2		2390.000	59.715	28.100	-14.285	74.000	31.615	PK
3		2415.896	118.773	87.265	N/A	N/A	31.508	PK

Note 1: " * ", means this data is the worst emission level.

Note 2: Measure Level (dBμV/m) = Reading Level (dBμV) + Factor (dB/m).

Note 3: Factor (dB/m) = Cable Loss (dB) + Antenna Factor (dB/m).

Site: WZ-AC2	Test Date: 2023-07-29
Limit: FCC_2.4G_RE(3m)	Engineer: Bob Zhang
Probe: BBHA9120D_1457_1-18GHz	Polarity: Horizontal
EUT: ACCESS POINT	Power: AC 120V/60Hz
Test Mode: Transmit by 802.11ax-HE20 at 2412MHz	

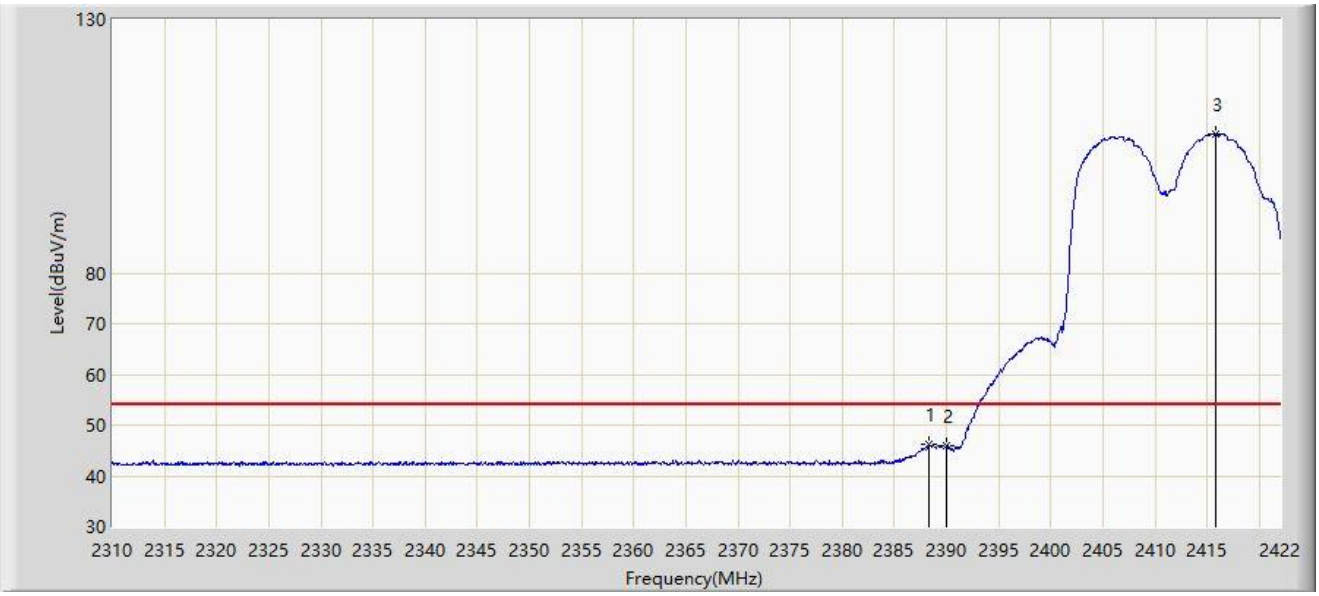

No	Mark	Frequency (MHz)	Measure Level (dBμV/m)	Reading Level (dBμV)	Margin (dB)	Limit (dBμV/m)	Factor (dB/m)	Type
1	*	2388.344	46.109	14.484	-7.891	54.000	31.626	AV
2		2390.000	45.817	14.202	-8.183	54.000	31.615	AV
3		2415.840	107.436	75.928	N/A	N/A	31.508	AV

Note 1: " * ", means this data is the worst emission level.

Note 2: Measure Level (dBμV/m) = Reading Level (dBμV) + Factor (dB/m).

Note 3: Factor (dB/m) = Cable Loss (dB) + Antenna Factor (dB/m).

Site: WZ-AC2	Test Date: 2023-07-29
Limit: FCC_2.4G_RE(3m)	Engineer: Bob Zhang
Probe: BBHA9120D_1457_1-18GHz	Polarity: Vertical
EUT: ACCESS POINT	Power: AC 120V/60Hz
Test Mode: Transmit by 802.11ax-HE20 at 2412MHz	

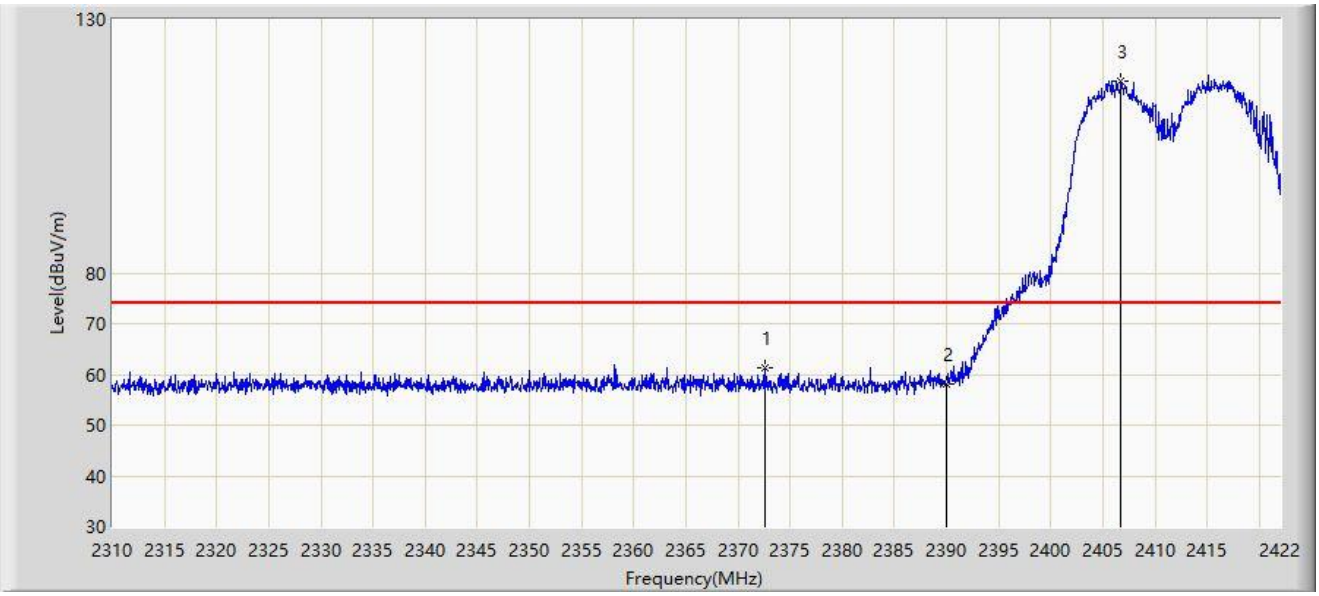

No	Mark	Frequency (MHz)	Measure Level (dBμV/m)	Reading Level (dBμV)	Margin (dB)	Limit (dBμV/m)	Factor (dB/m)	Type
1	*	2372.664	61.401	29.727	-12.599	74.000	31.674	PK
2		2390.000	58.122	26.507	-15.878	74.000	31.615	PK
3		2406.712	117.777	86.241	N/A	N/A	31.536	PK

Note 1: " * ", means this data is the worst emission level.

Note 2: Measure Level (dBμV/m) = Reading Level (dBμV) + Factor (dB/m).

Note 3: Factor (dB/m) = Cable Loss (dB) + Antenna Factor (dB/m).

Site: WZ-AC2	Test Date: 2023-07-29
Limit: FCC_2.4G_RE(3m)	Engineer: Bob Zhang
Probe: BBHA9120D_1457_1-18GHz	Polarity: Vertical
EUT: ACCESS POINT	Power: AC 120V/60Hz
Test Mode: Transmit by 802.11ax-HE20 at 2412MHz	

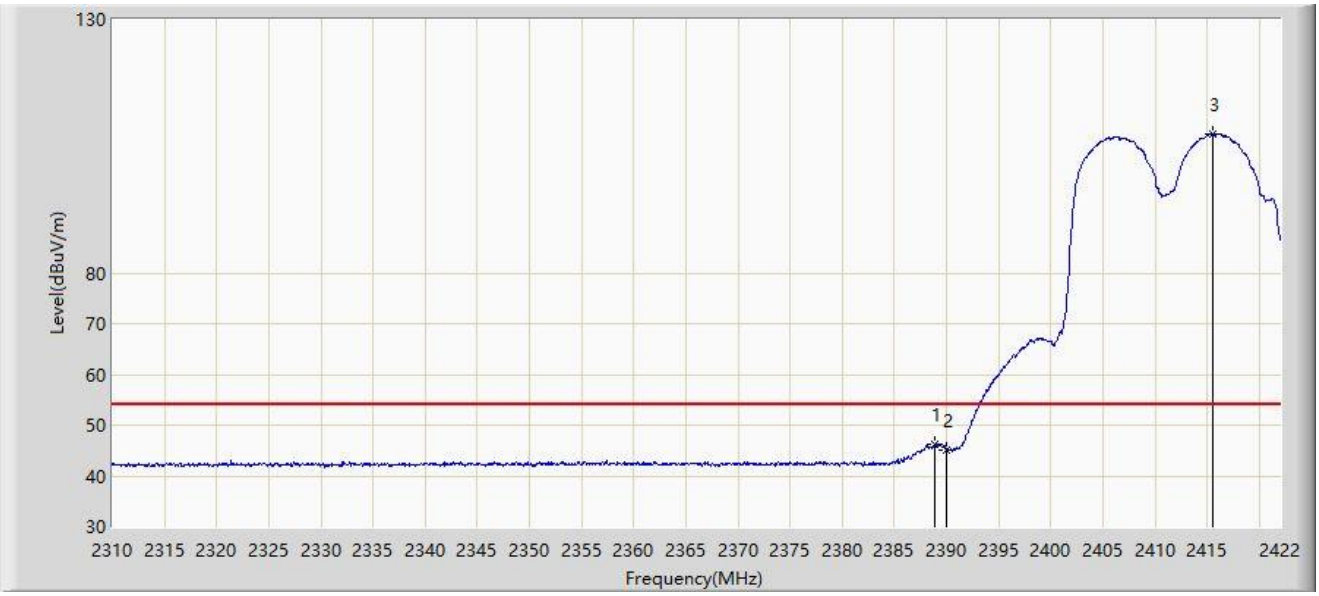

No	Mark	Frequency (MHz)	Measure Level (dBμV/m)	Reading Level (dBμV)	Margin (dB)	Limit (dBμV/m)	Factor (dB/m)	Type
1	*	2388.904	46.322	14.700	-7.678	54.000	31.622	AV
2		2390.000	45.195	13.580	-8.805	54.000	31.615	AV
3		2415.504	107.360	75.851	N/A	N/A	31.509	AV

Note 1: " * ", means this data is the worst emission level.

Note 2: Measure Level (dBμV/m) = Reading Level (dBμV) + Factor (dB/m).

Note 3: Factor (dB/m) = Cable Loss (dB) + Antenna Factor (dB/m).

Site: WZ-AC2	Test Date: 2023-07-29
Limit: FCC_2.4G_RE(3m)	Engineer: Bob Zhang
Probe: BBHA9120D_1457_1-18GHz	Polarity: Horizontal
EUT: ACCESS POINT	Power: AC 120V/60Hz
Test Mode: Transmit by 802.11ax-HE20 at 2462MHz	

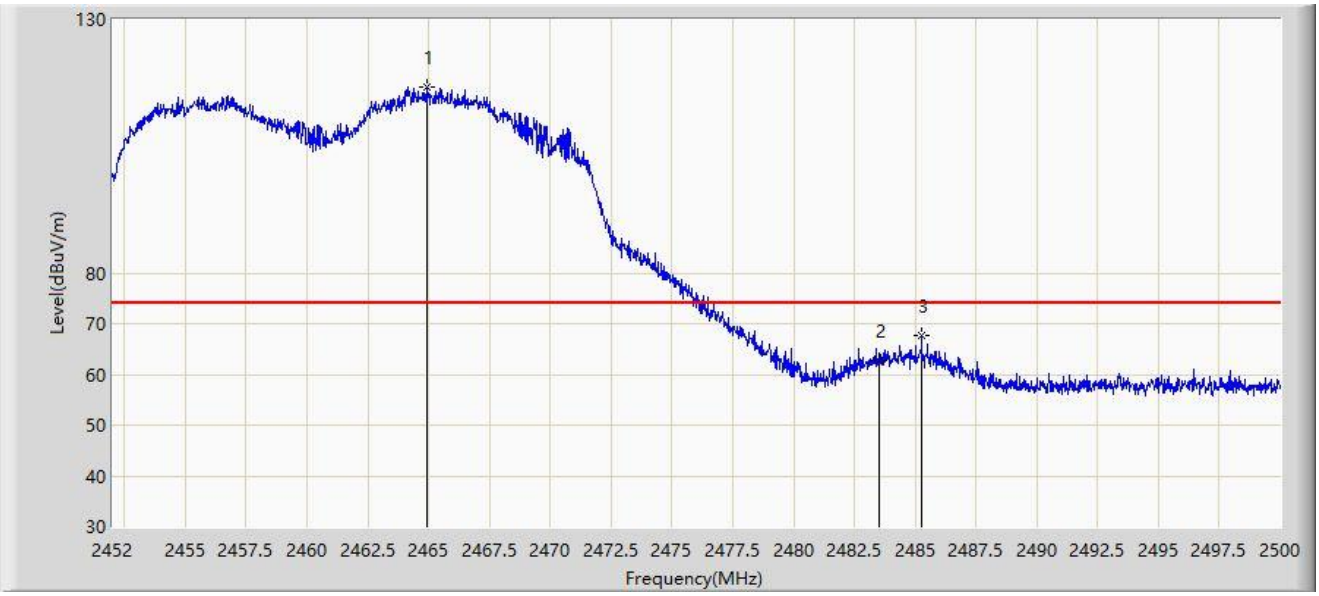

No	Mark	Frequency (MHz)	Measure Level (dBμV/m)	Reading Level (dBμV)	Margin (dB)	Limit (dBμV/m)	Factor (dB/m)	Type
1		2464.960	116.634	85.143	N/A	N/A	31.491	PK
2		2483.500	62.752	31.252	-11.248	74.000	31.500	PK
3	*	2485.264	67.555	36.054	-6.445	74.000	31.501	PK

Note 1: " * ", means this data is the worst emission level.

Note 2: Measure Level (dBμV/m) = Reading Level (dBμV) + Factor (dB/m).

Note 3: Factor (dB/m) = Cable Loss (dB) + Antenna Factor (dB/m).

Site: WZ-AC2	Test Date: 2023-07-29
Limit: FCC_2.4G_RE(3m)	Engineer: Bob Zhang
Probe: BBHA9120D_1457_1-18GHz	Polarity: Horizontal
EUT: ACCESS POINT	Power: AC 120V/60Hz
Test Mode: Transmit by 802.11ax-HE20 at 2462MHz	

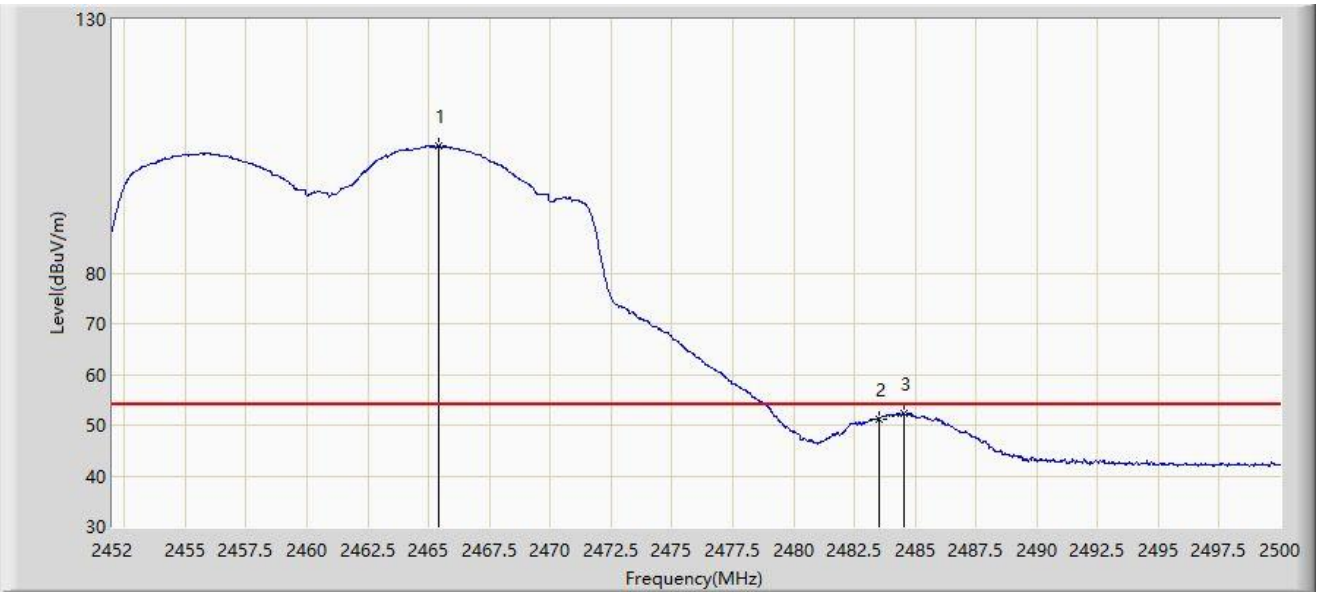

No	Mark	Frequency (MHz)	Measure Level (dBμV/m)	Reading Level (dBμV)	Margin (dB)	Limit (dBμV/m)	Factor (dB/m)	Type
1		2465.416	105.018	73.527	N/A	N/A	31.491	AV
2		2483.500	51.298	19.798	-2.702	54.000	31.500	AV
3	*	2484.520	52.235	20.734	-1.765	54.000	31.501	AV

Note 1: " * ", means this data is the worst emission level.

Note 2: Measure Level (dBμV/m) = Reading Level (dBμV) + Factor (dB/m).

Note 3: Factor (dB/m) = Cable Loss (dB) + Antenna Factor (dB/m).

Site: WZ-AC2	Test Date: 2023-07-29
Limit: FCC_2.4G_RE(3m)	Engineer: Bob Zhang
Probe: BBHA9120D_1457_1-18GHz	Polarity: Vertical
EUT: ACCESS POINT	Power: AC 120V/60Hz
Test Mode: Transmit by 802.11ax-HE20 at 2462MHz	

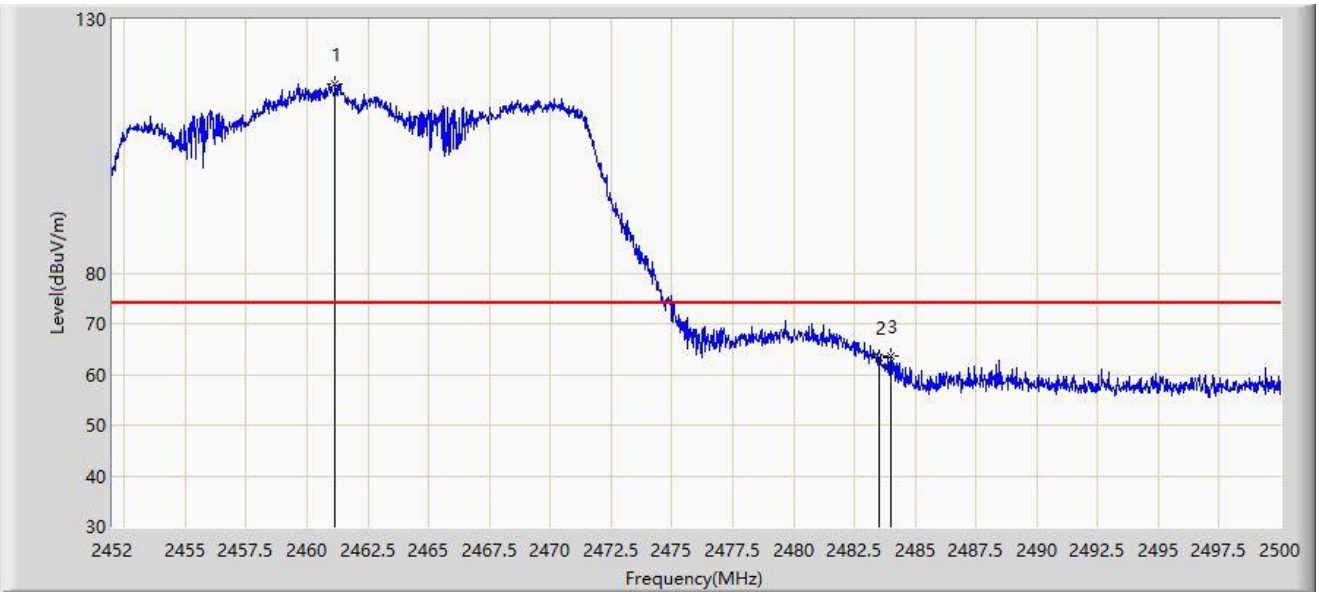

No	Mark	Frequency (MHz)	Measure Level (dBμV/m)	Reading Level (dBμV)	Margin (dB)	Limit (dBμV/m)	Factor (dB/m)	Type
1		2461.144	117.252	85.766	N/A	N/A	31.486	PK
2		2483.500	63.466	31.966	-10.534	74.000	31.500	PK
3	*	2483.992	63.619	32.118	-10.381	74.000	31.501	PK

Note 1: " * ", means this data is the worst emission level.

Note 2: Measure Level (dBμV/m) = Reading Level (dBμV) + Factor (dB/m).

Note 3: Factor (dB/m) = Cable Loss (dB) + Antenna Factor (dB/m).

Site: WZ-AC2	Test Date: 2023-07-29
Limit: FCC_2.4G_RE(3m)	Engineer: Bob Zhang
Probe: BBHA9120D_1457_1-18GHz	Polarity: Vertical
EUT: ACCESS POINT	Power: AC 120V/60Hz
Test Mode: Transmit by 802.11ax-HE20 at 2462MHz	

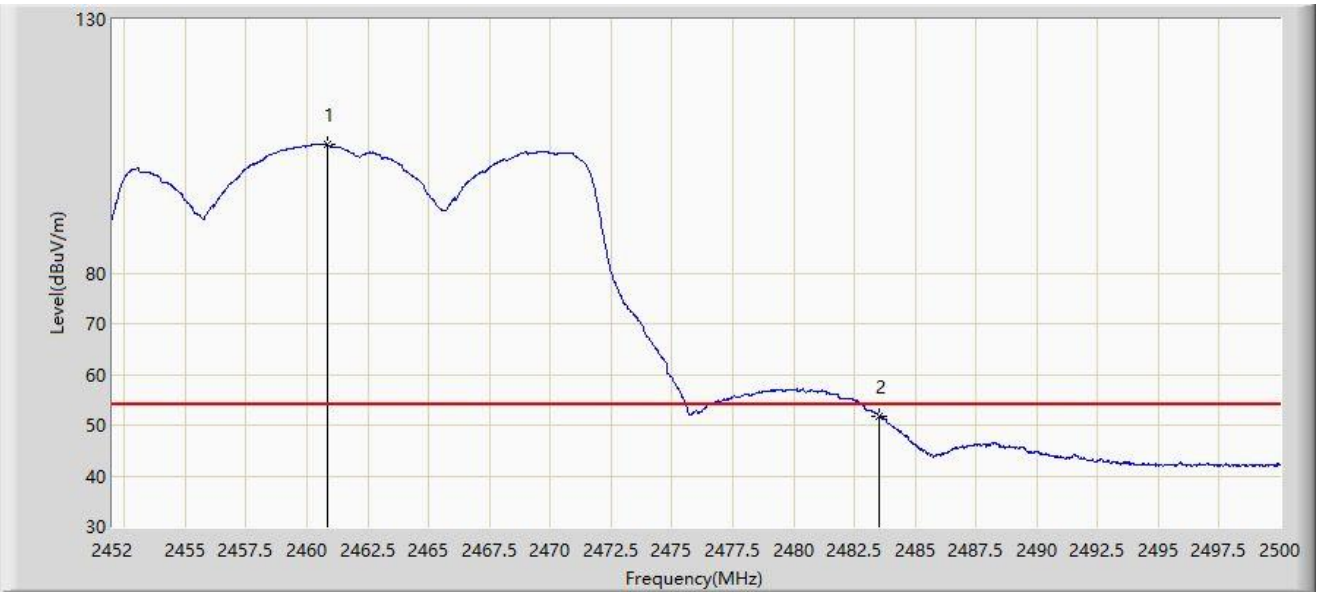

No	Mark	Frequency (MHz)	Measure Level (dBμV/m)	Reading Level (dBμV)	Margin (dB)	Limit (dBμV/m)	Factor (dB/m)	Type
1		2460.856	105.341	73.855	N/A	N/A	31.486	AV
2	*	2483.500	51.884	20.384	-2.116	54.000	31.500	AV

Note 1: " * ", means this data is the worst emission level.

Note 2: Measure Level (dBμV/m) = Reading Level (dBμV) + Factor (dB/m).

Note 3: Factor (dB/m) = Cable Loss (dB) + Antenna Factor (dB/m).

Site: WZ-AC2	Test Date: 2023-07-29
Limit: FCC_2.4G_RE(3m)	Engineer: Bob Zhang
Probe: BBHA9120D_1457_1-18GHz	Polarity: Horizontal
EUT: ACCESS POINT	Power: AC 120V/60Hz
Test Mode: Transmit by 802.11ax-HE40 at 2422MHz	

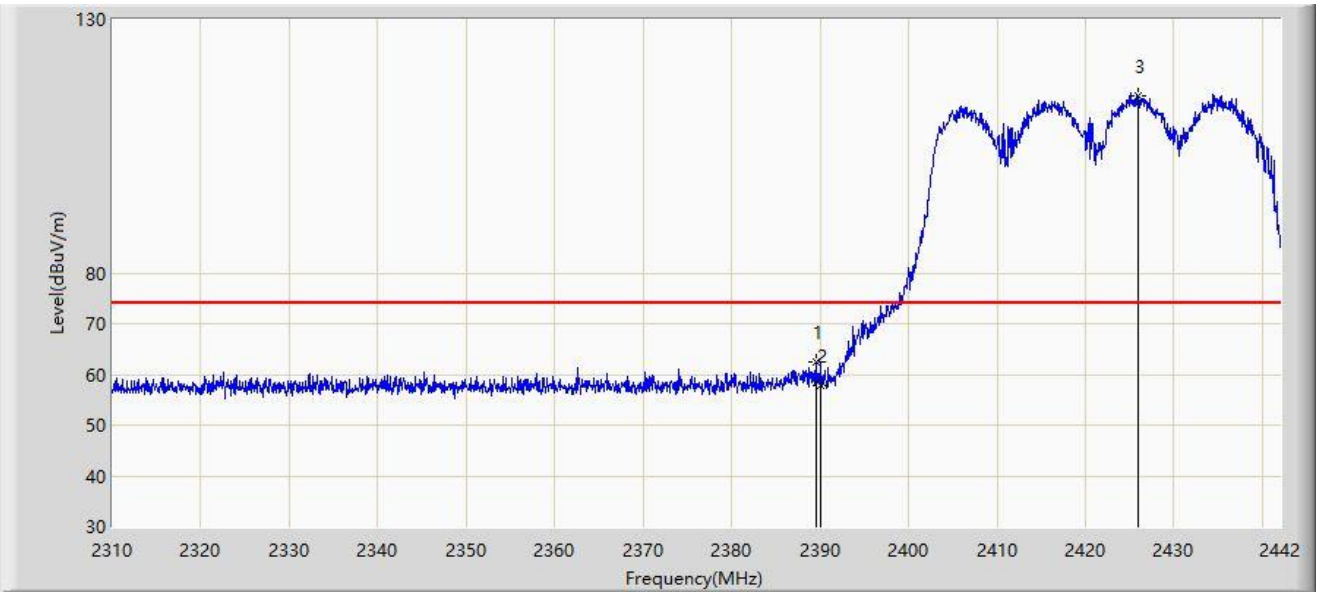

No	Mark	Frequency (MHz)	Measure Level (dBμV/m)	Reading Level (dBμV)	Margin (dB)	Limit (dBμV/m)	Factor (dB/m)	Type
1	*	2389.530	62.584	30.966	-11.416	74.000	31.618	PK
2		2390.000	57.923	26.308	-16.077	74.000	31.615	PK
3		2425.896	114.956	83.466	N/A	N/A	31.490	PK

Note 1: " * ", means this data is the worst emission level.

Note 2: Measure Level (dBμV/m) = Reading Level (dBμV) + Factor (dB/m).

Note 3: Factor (dB/m) = Cable Loss (dB) + Antenna Factor (dB/m).

Site: WZ-AC2	Test Date: 2023-07-29
Limit: FCC_2.4G_RE(3m)	Engineer: Bob Zhang
Probe: BBHA9120D_1457_1-18GHz	Polarity: Horizontal
EUT: ACCESS POINT	Power: AC 120V/60Hz
Test Mode: Transmit by 802.11ax-HE40 at 2422MHz	

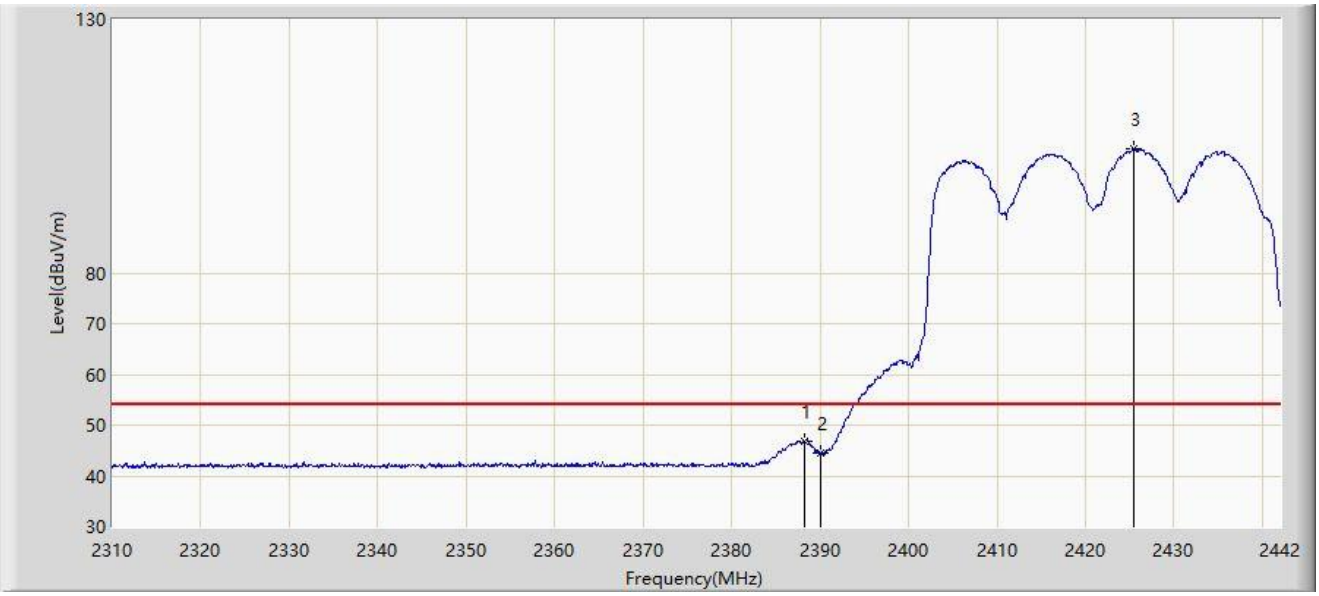

No	Mark	Frequency (MHz)	Measure Level (dBμV/m)	Reading Level (dBμV)	Margin (dB)	Limit (dBμV/m)	Factor (dB/m)	Type
1	*	2388.276	46.941	15.315	-7.059	54.000	31.626	AV
2		2390.000	44.570	12.955	-9.430	54.000	31.615	AV
3		2425.500	104.422	72.932	N/A	N/A	31.491	AV

Note 1: " * ", means this data is the worst emission level.

Note 2: Measure Level (dBμV/m) = Reading Level (dBμV) + Factor (dB/m).

Note 3: Factor (dB/m) = Cable Loss (dB) + Antenna Factor (dB/m).

Site: WZ-AC2	Test Date: 2023-07-29
Limit: FCC_2.4G_RE(3m)	Engineer: Bob Zhang
Probe: BBHA9120D_1457_1-18GHz	Polarity: Vertical
EUT: ACCESS POINT	Power: AC 120V/60Hz
Test Mode: Transmit by 802.11ax-HE40 at 2422MHz	

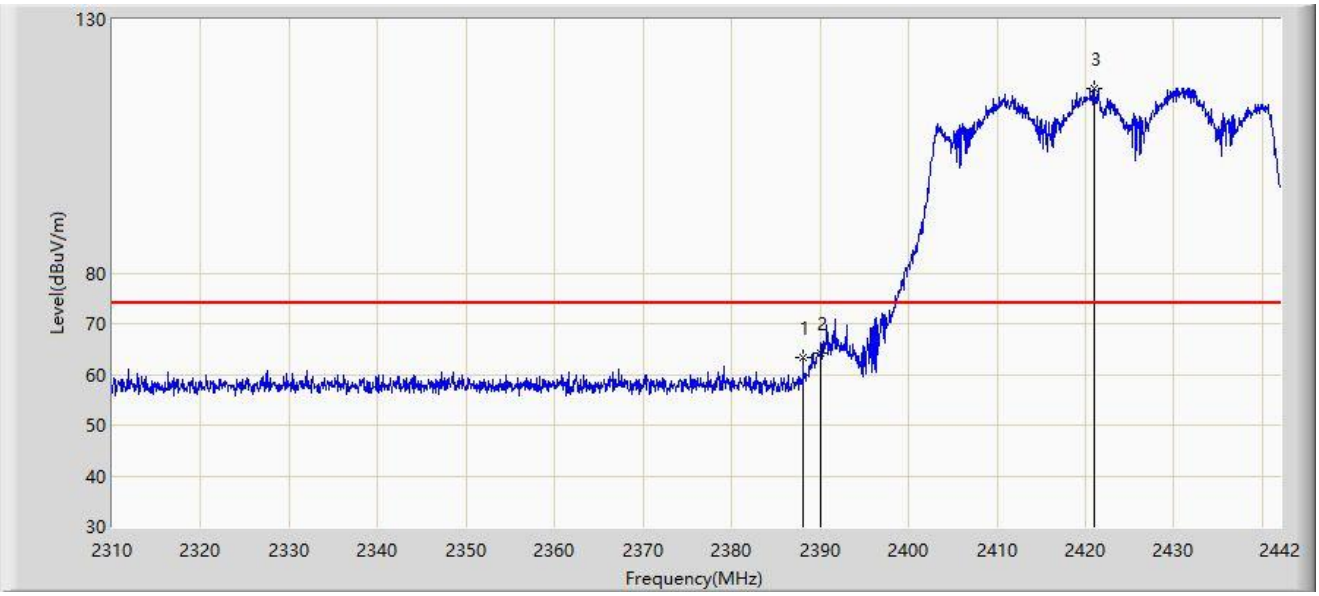

No	Mark	Frequency (MHz)	Measure Level (dBμV/m)	Reading Level (dBμV)	Margin (dB)	Limit (dBμV/m)	Factor (dB/m)	Type
1		2388.078	63.415	31.788	-10.585	74.000	31.627	PK
2	*	2390.000	64.120	32.505	-9.880	74.000	31.615	PK
3		2420.946	116.266	84.772	N/A	N/A	31.494	PK

Note 1: " * ", means this data is the worst emission level.

Note 2: Measure Level (dBμV/m) = Reading Level (dBμV) + Factor (dB/m).

Note 3: Factor (dB/m) = Cable Loss (dB) + Antenna Factor (dB/m).

Site: WZ-AC2	Test Date: 2023-07-29
Limit: FCC_2.4G_RE(3m)	Engineer: Bob Zhang
Probe: BBHA9120D_1457_1-18GHz	Polarity: Vertical
EUT: ACCESS POINT	Power: AC 120V/60Hz
Test Mode: Transmit by 802.11ax-HE40 at 2422MHz	

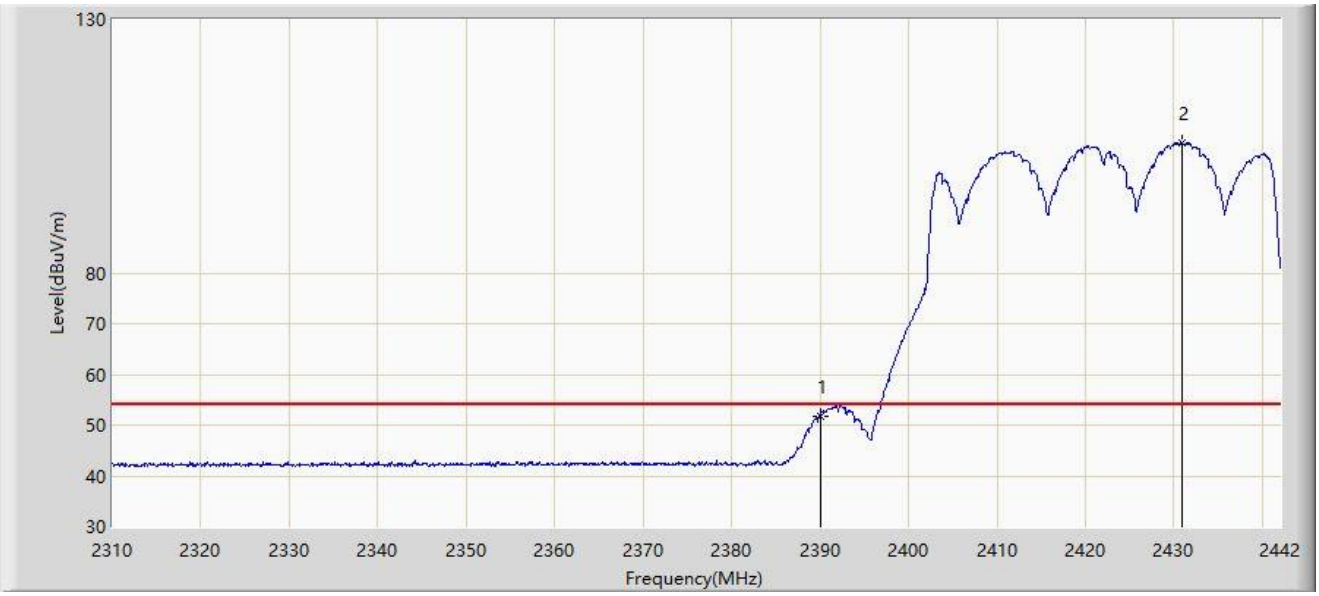

No	Mark	Frequency (MHz)	Measure Level (dBμV/m)	Reading Level (dBμV)	Margin (dB)	Limit (dBμV/m)	Factor (dB/m)	Type
1	*	2390.000	51.837	20.222	-2.163	54.000	31.615	AV
2		2430.846	105.584	74.095	N/A	N/A	31.489	AV

Note 1: " * ", means this data is the worst emission level.

Note 2: Measure Level (dBμV/m) = Reading Level (dBμV) + Factor (dB/m).

Note 3: Factor (dB/m) = Cable Loss (dB) + Antenna Factor (dB/m).

Site: WZ-AC2	Test Date: 2023-07-29
Limit: FCC_2.4G_RE(3m)	Engineer: Bob Zhang
Probe: BBHA9120D_1457_1-18GHz	Polarity: Horizontal
EUT: ACCESS POINT	Power: AC 120V/60Hz
Test Mode: Transmit by 802.11ax-HE40 at 2452MHz	

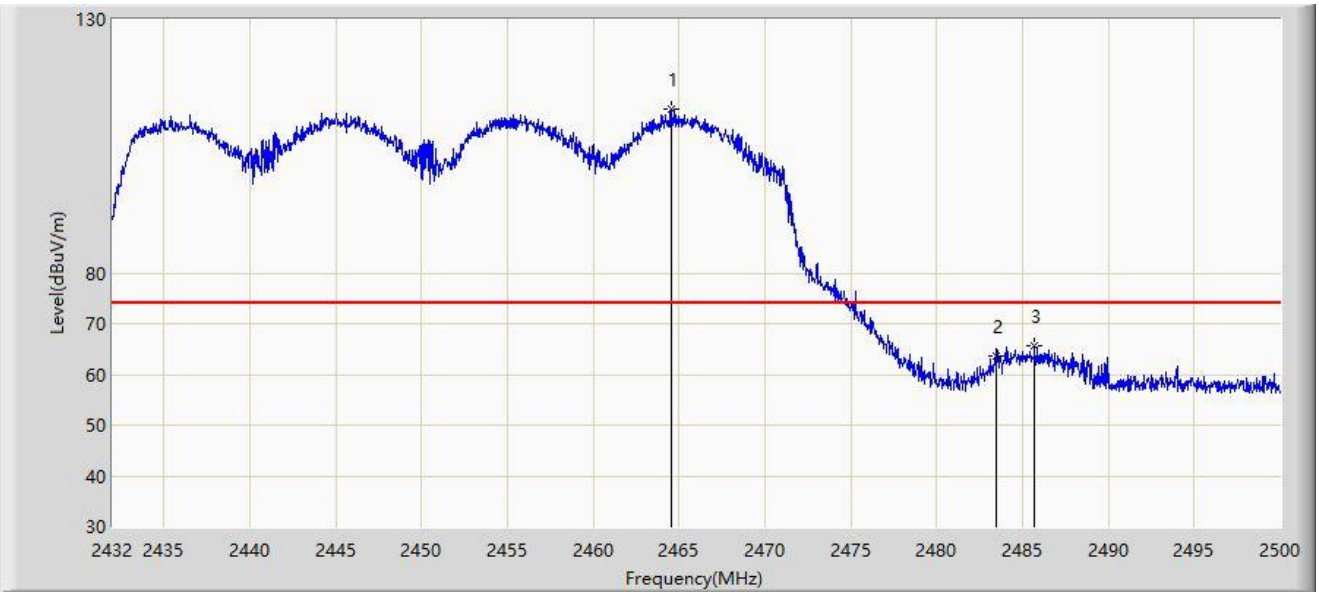

No	Mark	Frequency (MHz)	Measure Level (dBμV/m)	Reading Level (dBμV)	Margin (dB)	Limit (dBμV/m)	Factor (dB/m)	Type
1		2464.538	112.230	80.740	N/A	N/A	31.491	PK
2		2483.500	63.600	32.100	-10.400	74.000	31.500	PK
3	*	2485.686	65.643	34.142	-8.357	74.000	31.501	PK

Note 1: " * ", means this data is the worst emission level.

Note 2: Measure Level (dBμV/m) = Reading Level (dBμV) + Factor (dB/m).

Note 3: Factor (dB/m) = Cable Loss (dB) + Antenna Factor (dB/m).

Site: WZ-AC2	Test Date: 2023-07-29
Limit: FCC_2.4G_RE(3m)	Engineer: Bob Zhang
Probe: BBHA9120D_1457_1-18GHz	Polarity: Horizontal
EUT: ACCESS POINT	Power: AC 120V/60Hz
Test Mode: Transmit by 802.11ax-HE40 at 2452MHz	

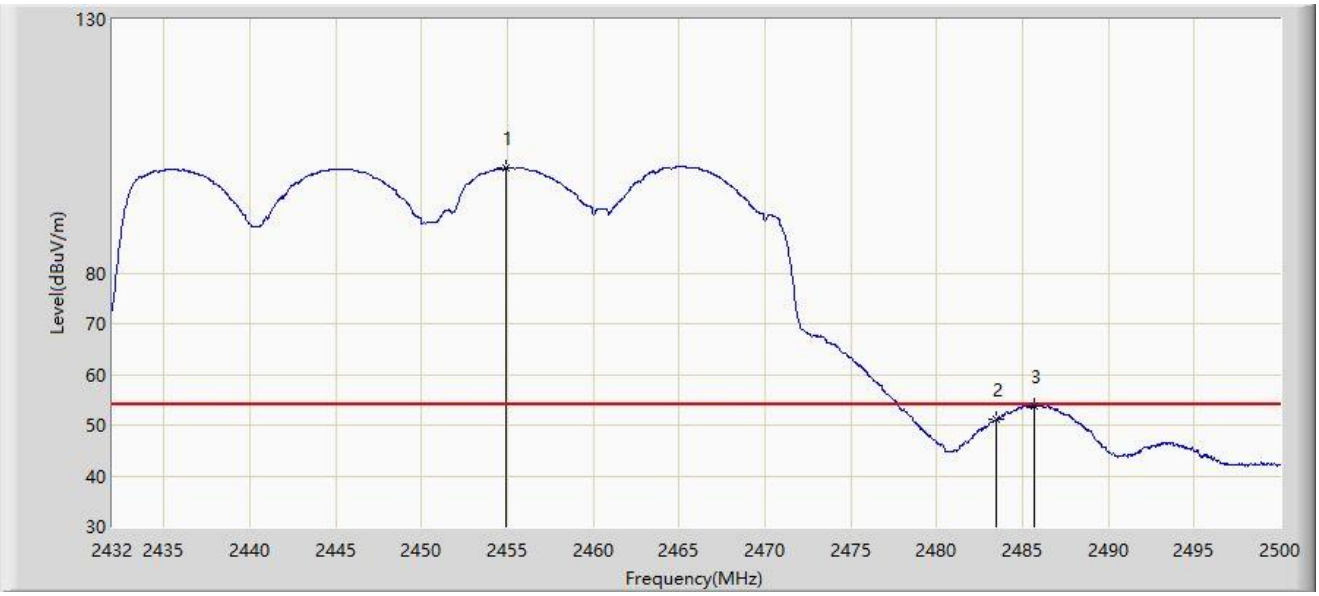

No	Mark	Frequency (MHz)	Measure Level (dBμV/m)	Reading Level (dBμV)	Margin (dB)	Limit (dBμV/m)	Factor (dB/m)	Type
1		2454.916	100.676	69.194	N/A	N/A	31.482	AV
2		2483.500	51.020	19.520	-2.980	54.000	31.500	AV
3	*	2485.686	53.793	22.292	-0.207	54.000	31.501	AV

Note 1: " * ", means this data is the worst emission level.

Note 2: Measure Level (dBμV/m) = Reading Level (dBμV) + Factor (dB/m).

Note 3: Factor (dB/m) = Cable Loss (dB) + Antenna Factor (dB/m).

Site: WZ-AC2	Test Date: 2023-07-29
Limit: FCC_2.4G_RE(3m)	Engineer: Bob Zhang
Probe: BBHA9120D_1457_1-18GHz	Polarity: Vertical
EUT: ACCESS POINT	Power: AC 120V/60Hz
Test Mode: Transmit by 802.11ax-HE40 at 2452MHz	

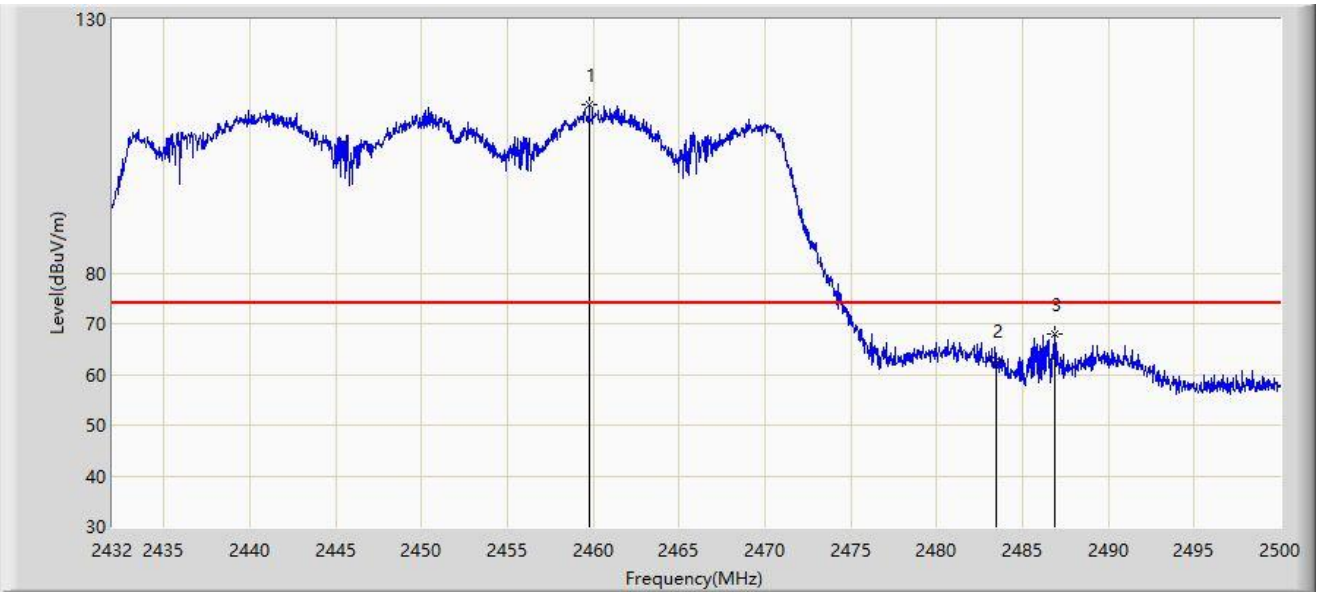

No	Mark	Frequency (MHz)	Measure Level (dBμV/m)	Reading Level (dBμV)	Margin (dB)	Limit (dBμV/m)	Factor (dB/m)	Type
1		2459.778	113.055	81.570	N/A	N/A	31.485	PK
2		2483.500	62.881	31.381	-11.119	74.000	31.500	PK
3	*	2486.842	68.013	36.511	-5.987	74.000	31.502	PK

Note 1: " * ", means this data is the worst emission level.

Note 2: Measure Level (dBμV/m) = Reading Level (dBμV) + Factor (dB/m).

Note 3: Factor (dB/m) = Cable Loss (dB) + Antenna Factor (dB/m).

Site: WZ-AC2	Test Date: 2023-07-29
Limit: FCC_2.4G_RE(3m)	Engineer: Bob Zhang
Probe: BBHA9120D_1457_1-18GHz	Polarity: Vertical
EUT: ACCESS POINT	Power: AC 120V/60Hz
Test Mode: Transmit by 802.11ax-HE40 at 2452MHz	

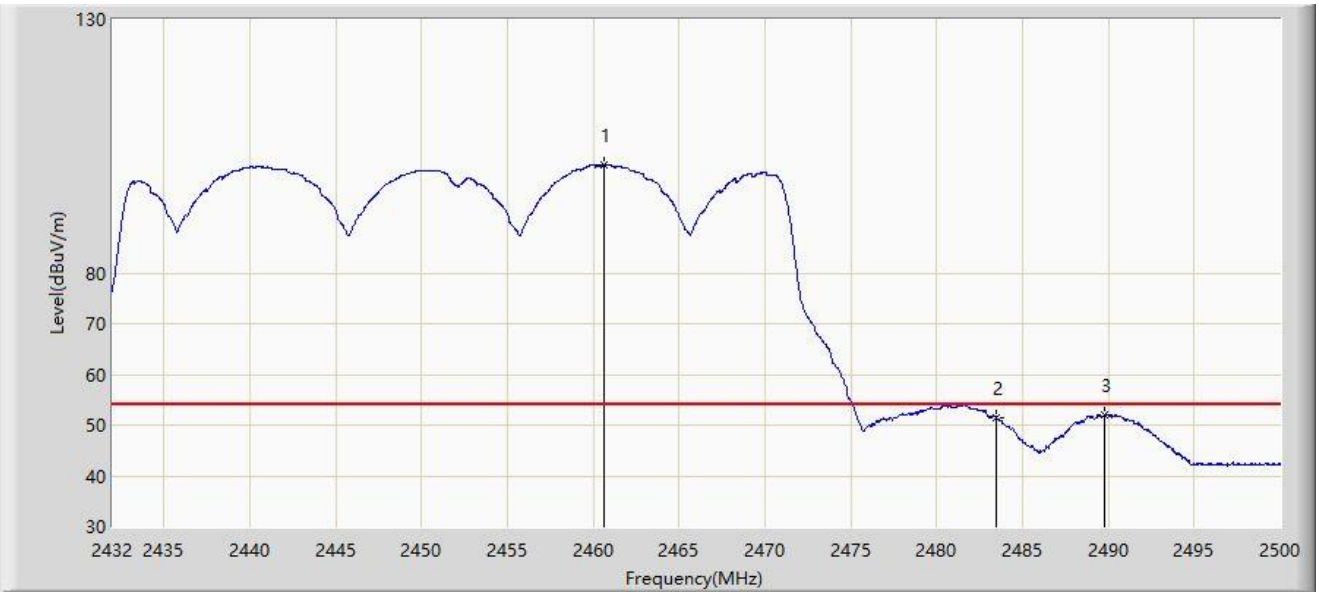

No	Mark	Frequency (MHz)	Measure Level (dBμV/m)	Reading Level (dBμV)	Margin (dB)	Limit (dBμV/m)	Factor (dB/m)	Type
1		2460.628	101.384	69.898	N/A	N/A	31.486	AV
2		2483.500	51.484	19.984	-2.516	54.000	31.500	AV
3	*	2489.732	52.067	20.564	-1.933	54.000	31.503	AV

Note 1: " * ", means this data is the worst emission level.

Note 2: Measure Level (dBμV/m) = Reading Level (dBμV) + Factor (dB/m).

Note 3: Factor (dB/m) = Cable Loss (dB) + Antenna Factor (dB/m).

A.8 AC Conducted Emissions Test Result

Site: WZ-SR2	Test Date: 2023-08-24
Limit: FCC_Part15.207_CE_AC Power	Engineer: Linda Wei
Probe: ENV216_101683_Filter Off_C	Polarity: Line
EUT: ACCESS POINT	Power: AC 120V/60Hz
Test Mode: Transmit by 802.11b at 2412MHz	

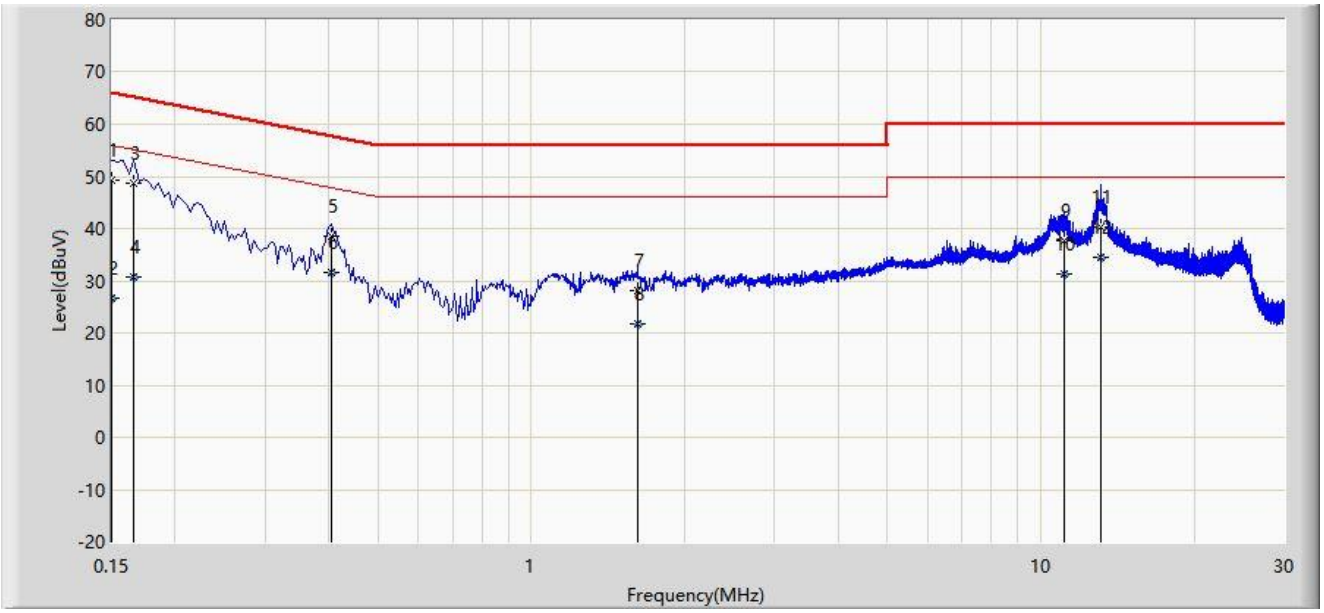

No	Mark	Frequency (MHz)	Measure Level (dBμV)	Reading Level (dBμV)	Margin (dB)	Limit (dBμV)	Factor (dB)	Type
1		0.150	49.224	39.509	-16.776	66.000	9.715	QP
2		0.150	26.765	17.049	-29.235	56.000	9.715	AV
3		0.166	48.706	38.989	-16.452	65.158	9.718	QP
4		0.166	30.633	20.915	-24.525	55.158	9.718	AV
5		0.406	38.428	28.629	-19.302	57.730	9.798	QP
6		0.406	31.462	21.664	-16.268	47.730	9.798	AV
7		1.614	28.054	17.964	-27.946	56.000	10.091	QP
8		1.614	21.698	11.608	-24.302	46.000	10.091	AV
9		11.106	37.576	27.278	-22.424	60.000	10.298	QP
10		11.106	31.360	21.062	-18.640	50.000	10.298	AV
11		13.082	40.395	30.101	-19.605	60.000	10.294	QP
12	*	13.082	34.441	24.147	-15.559	50.000	10.294	AV

Note 1: " * ", means this data is the worst emission level.

Note 2: Measure Level (dBμV) = Reading Level (dBμV) + Factor (dB).

Note 3: Factor (dB) = Cable Loss (dB) + LISN Factor (dB).

Site: WZ-SR2	Test Date: 2023-08-24
Limit: FCC_Part15.207_CE_AC Power	Engineer: Linda Wei
Probe: ENV216_101683_Filter Off_C	Polarity: Neutral
EUT: ACCESS POINT	Power: AC 120V/60Hz
Test Mode: Transmit by 802.11b at 2412MHz	

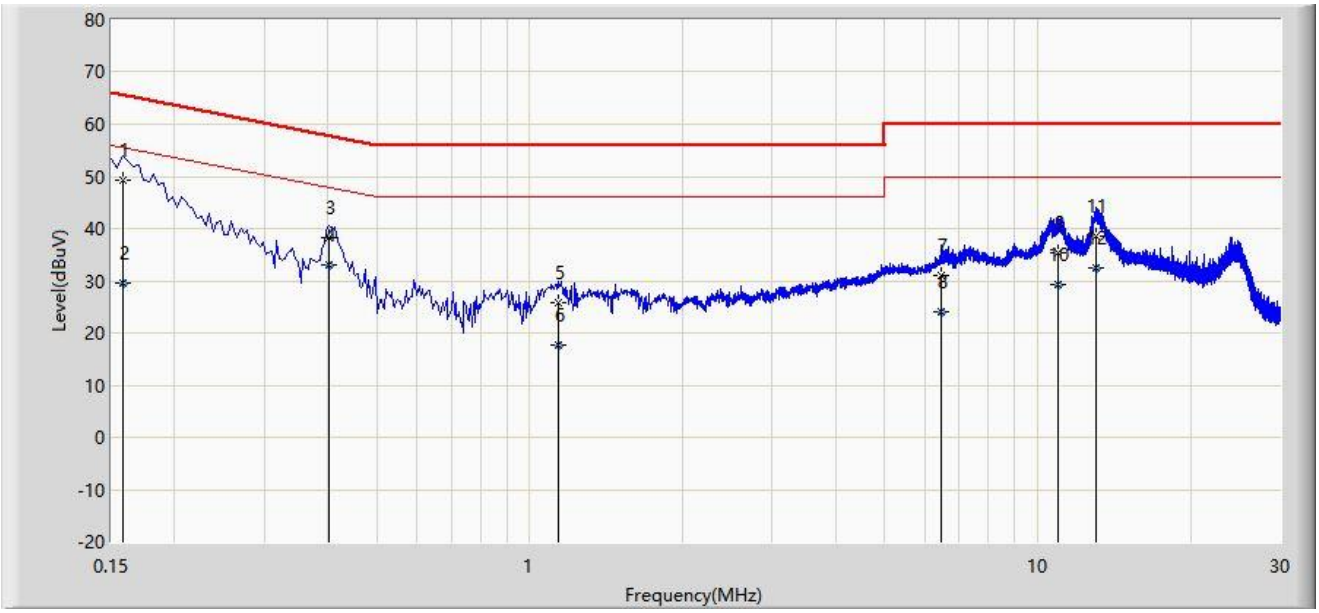

No	Mark	Frequency (MHz)	Measure Level (dBμV)	Reading Level (dBμV)	Margin (dB)	Limit (dBμV)	Factor (dB)	Type
1		0.158	49.153	39.447	-16.416	65.568	9.706	QP
2		0.158	29.542	19.836	-26.027	55.568	9.706	AV
3		0.402	38.134	28.348	-19.678	57.812	9.786	QP
4	*	0.402	32.969	23.182	-14.843	47.812	9.786	AV
5		1.138	25.701	15.630	-30.299	56.000	10.072	QP
6		1.138	17.559	7.488	-28.441	46.000	10.072	AV
7		6.470	31.013	20.817	-28.987	60.000	10.195	QP
8		6.470	24.157	13.962	-25.843	50.000	10.195	AV
9		10.934	35.351	25.063	-24.649	60.000	10.288	QP
10		10.934	29.186	18.898	-20.814	50.000	10.288	AV
11		12.982	38.642	28.358	-21.358	60.000	10.284	QP
12		12.982	32.605	22.321	-17.395	50.000	10.284	AV

Note 1: " * ", means this data is the worst emission level.

Note 2: Measure Level (dBμV) = Reading Level (dBμV) + Factor (dB).

Note 3: Factor (dB) = Cable Loss (dB) + LISN Factor (dB).

Appendix B - Test Setup Photograph

Refer to “2306RSU040-UT” file.

Appendix C - EUT Photograph

Refer to “2306RSU040-UE” file.

The End