802.11ax-HE40 26dB & 99% Bandwidth	
Channel 134 (5670MHz)	Channel 142(5710MHz)
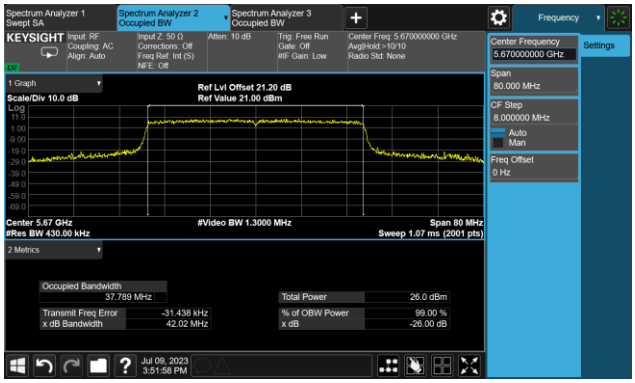	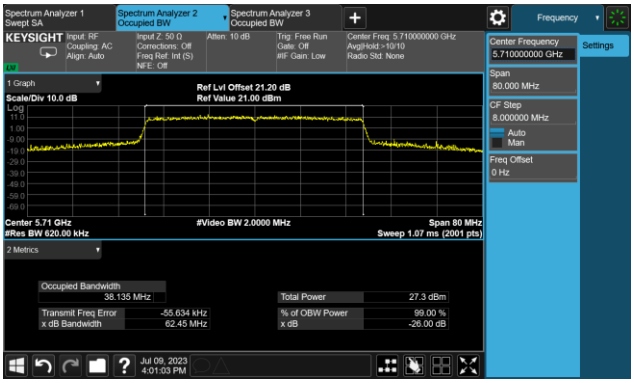
Channel 151 (5755MHz)	Channel 159 (5795MHz)
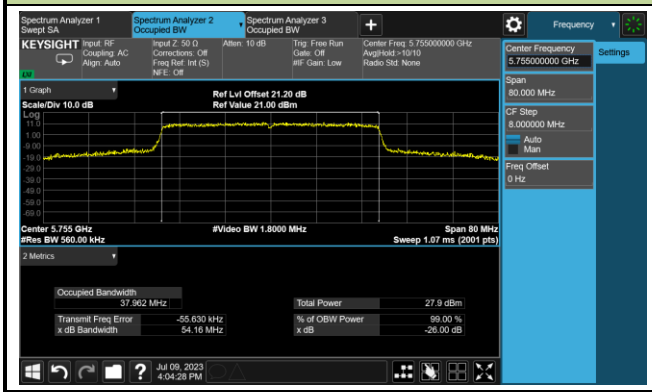	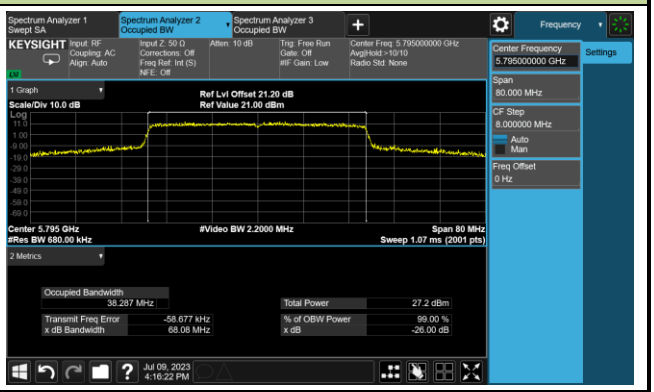

802.11ax-HE80 26dB & 99% Bandwidth	
Channel 42 (5210MHz)	Channel 58 (5290MHz)
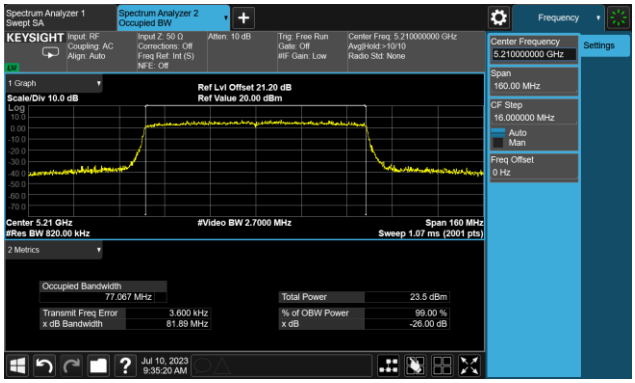	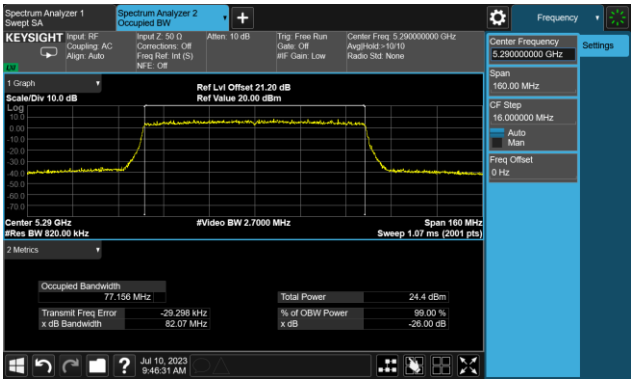
Channel 106 (5530MHz)	Channel 122 (5610MHz)
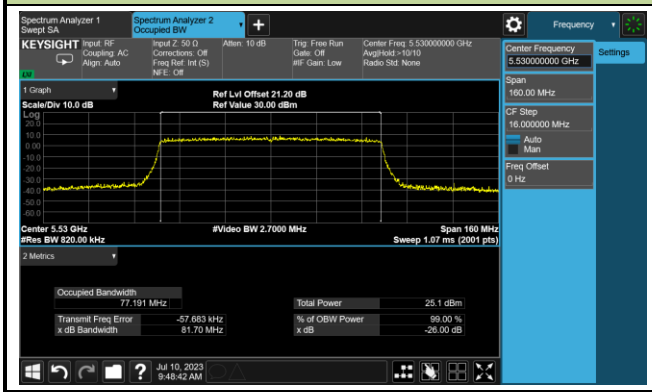	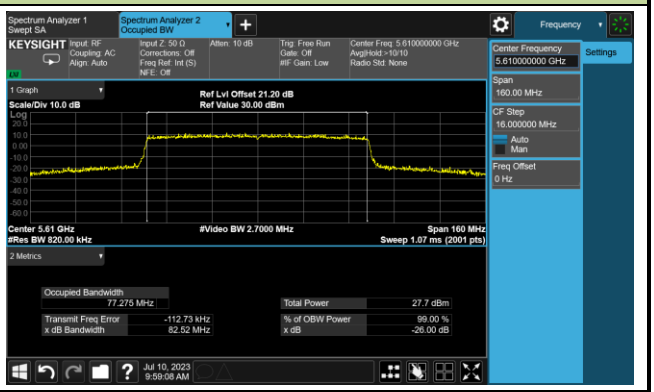
Channel 138 (5690MHz)	Channel 155 (5775MHz)
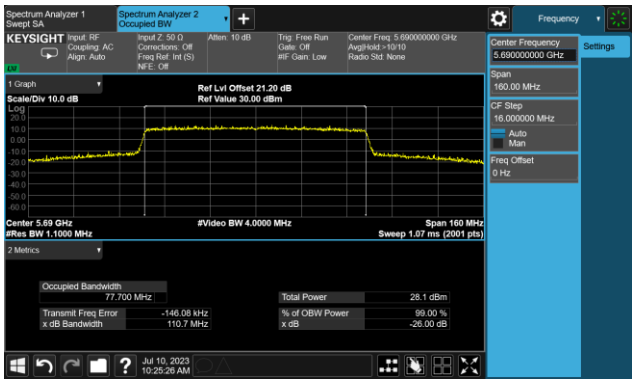	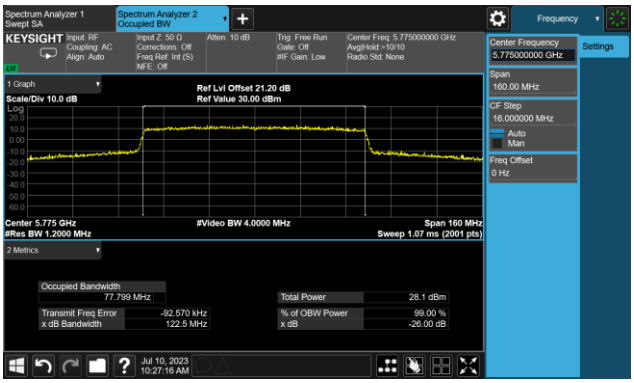

A.3 6dB Bandwidth Test Result

Test Site	WZ-SR5	Test Engineer	Lynn Yang
Test Date	2023-07-09 ~ 2023-10-24		

Test Mode	Data Rate/ MCS	Channel No.	Frequency (MHz)	6dB Bandwidth (MHz)	Limit (MHz)
11a	6Mbps	144	5720	3.239	≥0.5
11a	6Mbps	149	5745	16.290	≥0.5
11a	6Mbps	157	5785	16.310	≥0.5
11a	6Mbps	165	5825	16.320	≥0.5
11ac-VHT20	MCS0	144	5720	3.855	≥0.5
11ac-VHT20	MCS0	149	5745	17.160	≥0.5
11ac-VHT20	MCS0	157	5785	17.300	≥0.5
11ac-VHT20	MCS0	165	5825	17.560	≥0.5
11ac-VHT40	MCS0	142	5710	3.263	≥0.5
11ac-VHT40	MCS0	151	5755	36.300	≥0.5
11ac-VHT40	MCS0	159	5795	35.940	≥0.5
11ac-VHT80	MCS0	138	5690	3.168	≥0.5
11ac-VHT80	MCS0	155	5775	75.160	≥0.5
11ax-HE20	MCS0	144	5720	4.533	≥0.5
11ax-HE20	MCS0	149	5745	18.740	≥0.5
11ax-HE20	MCS0	157	5785	18.810	≥0.5
11ax-HE20	MCS0	165	5825	18.670	≥0.5
11ax-HE40	MCS0	142	5710	4.079	≥0.5
11ax-HE40	MCS0	151	5755	37.700	≥0.5
11ax-HE40	MCS0	159	5795	37.580	≥0.5
11ax-HE80	MCS0	138	5690	4.144	≥0.5
11ax-HE80	MCS0	155	5775	75.200	≥0.5

802.11a 6dB Bandwidth	
Channel 144 (5720MHz)	Channel 149 (5745MHz)
	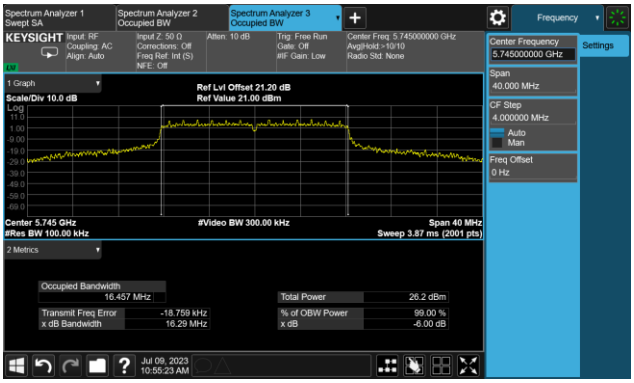
Channel 157 (5785MHz)	Channel 165 (5825MHz)
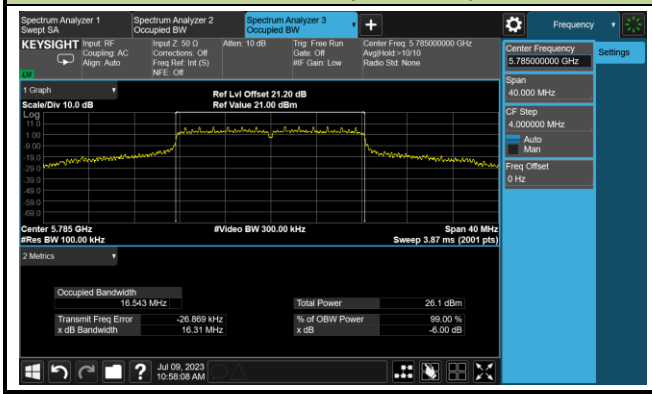	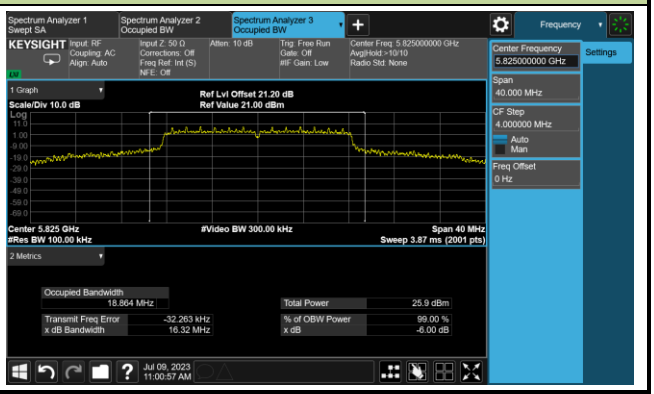

802.11ac-VHT20 6dB Bandwidth

Channel 144 (5720MHz)

Channel 149 (5745MHz)

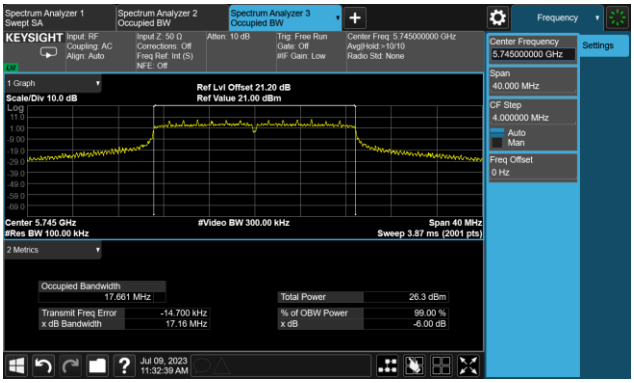

Channel 157 (5785MHz)

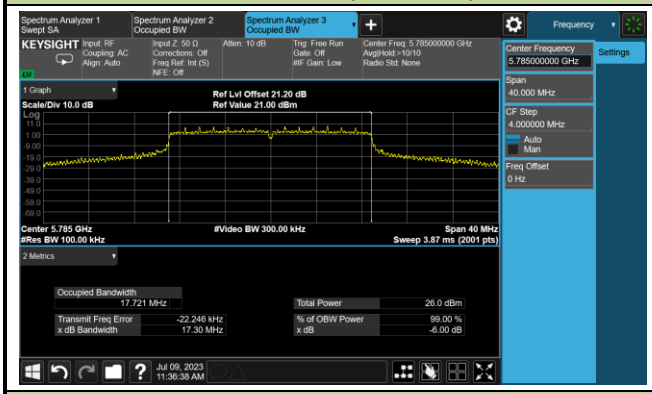

Channel 165 (5825MHz)

802.11ac-VHT40 6dB Bandwidth

Channel 142 (5710MHz)

Channel 151 (5755MHz)

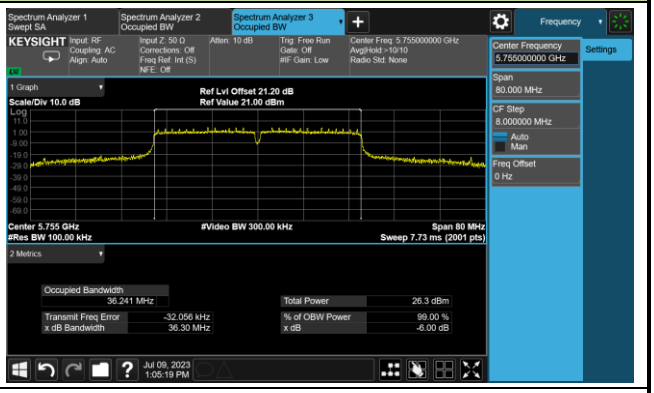

Channel 159 (5795MHz)

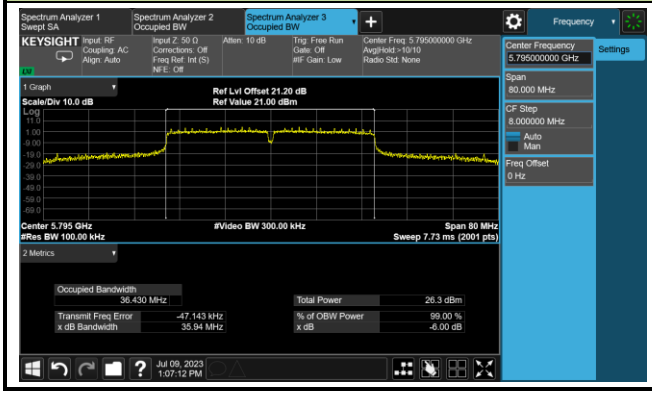

802.11ac-VHT80 6dB Bandwidth	
Channel 138 (5690MHz)	Channel 155 (5775MHz)
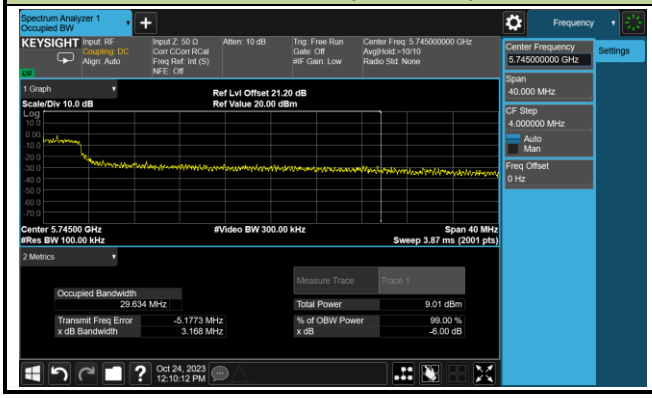	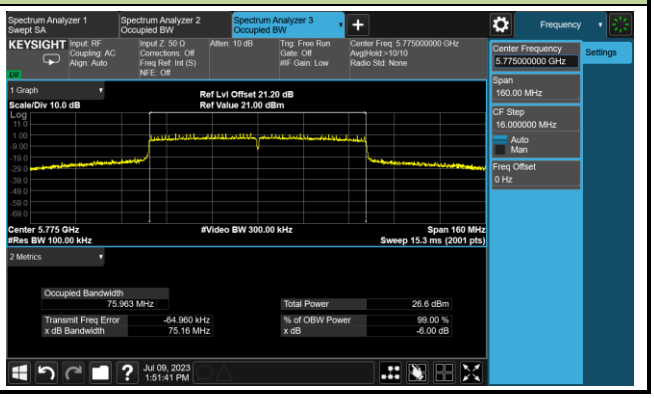

802.11ax-HE20 6dB Bandwidth

Channel 144 (5720MHz)

Channel 149 (5745MHz)

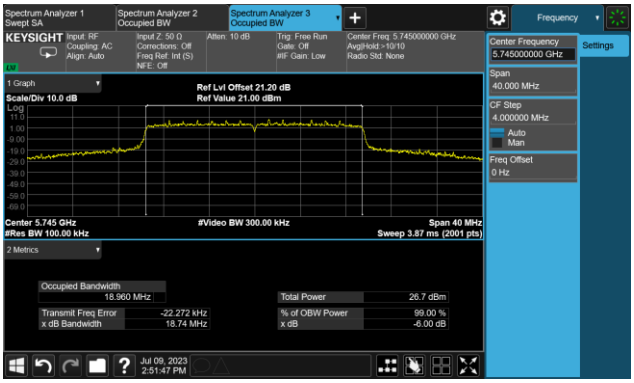

Channel 157 (5785MHz)

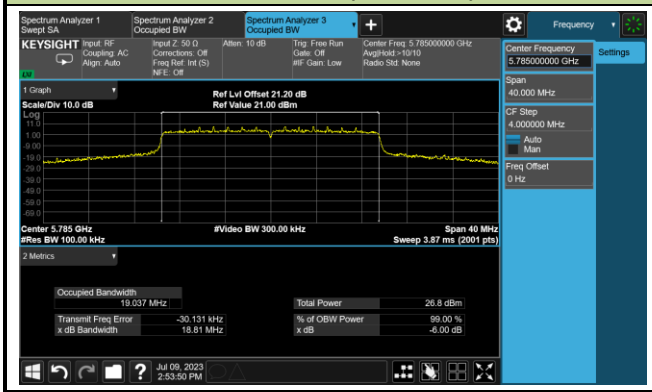

Channel 165 (5825MHz)

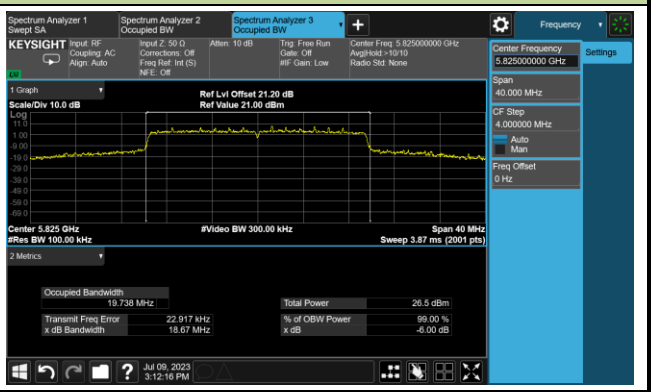

802.11ac-VHT40 6dB Bandwidth

Channel 142 (5710MHz)

Channel 151 (5755MHz)

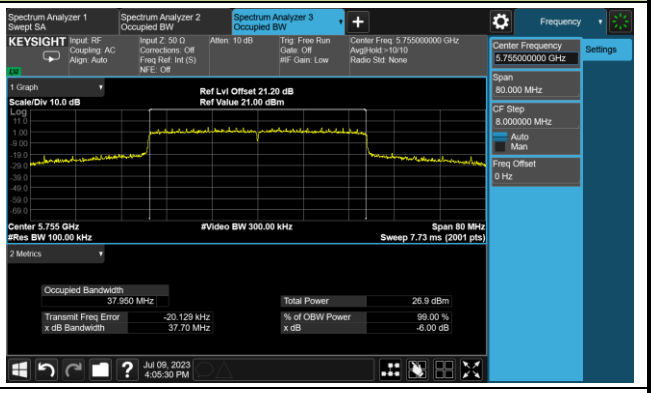

Channel 159 (5795MHz)

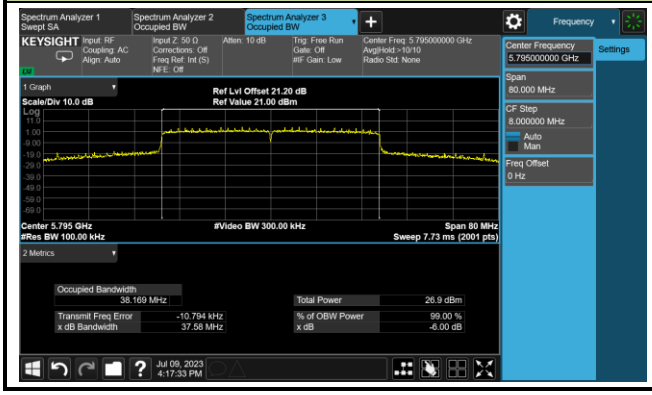

802.11ax-HE80 6dB Bandwidth	
Channel 138 (5690MHz)	Channel 155 (5775MHz)
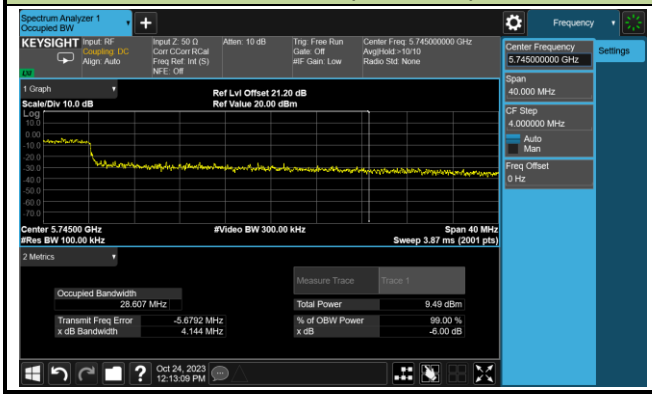	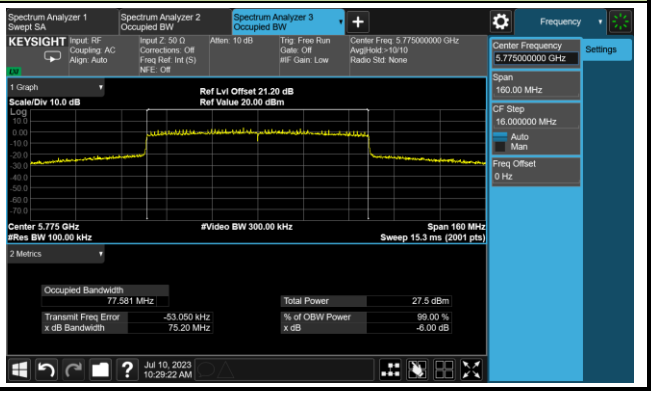

A.4 Output Power Test Result

Test Site	WZ-SR5	Test Engineer	Lynn Yang
Test Date	2023-07-11		

Test Mode	Data Rate MCS	Channel No.	Freq. (MHz)	Average Power (dBm)		Total Power (dBm)	Limit (dBm)
				Ant 0	Ant 1		
11a	6Mbps	36	5180	16.89	17.20	20.06	≤ 30.00
11a	6Mbps	44	5220	18.56	18.78	21.68	≤ 30.00
11a	6Mbps	48	5240	18.31	18.62	21.48	≤ 30.00
11a	6Mbps	52	5260	18.50	18.46	21.49	≤ 23.79
11a	6Mbps	60	5300	18.37	18.54	21.47	≤ 23.79
11a	6Mbps	64	5320	17.73	18.02	20.89	≤ 23.79
11a	6Mbps	100	5500	17.92	18.11	21.03	≤ 23.79
11a	6Mbps	116	5580	18.39	18.53	21.47	≤ 23.79
11a	6Mbps	140	5700	15.66	15.79	18.74	≤ 23.79
11a	6Mbps	144	5720	18.25	18.54	21.41	≤ 23.49
11a	6Mbps	149	5745	18.88	18.71	21.81	≤ 30.00
11a	6Mbps	157	5785	18.46	18.58	21.53	≤ 30.00
11a	6Mbps	165	5825	18.54	18.36	21.46	≤ 30.00
11ac-VHT20	MCS0	36	5180	16.45	16.75	19.61	≤ 30.00
11ac-VHT20	MCS0	44	5220	18.45	18.83	21.65	≤ 30.00
11ac-VHT20	MCS0	48	5240	18.39	18.55	21.48	≤ 30.00
11ac-VHT20	MCS0	52	5260	18.41	18.59	21.51	≤ 23.98
11ac-VHT20	MCS0	60	5300	18.38	18.57	21.49	≤ 23.98
11ac-VHT20	MCS0	64	5320	17.23	17.49	20.37	≤ 23.98
11ac-VHT20	MCS0	100	5500	16.88	17.01	19.96	≤ 23.98
11ac-VHT20	MCS0	116	5580	18.36	18.62	21.50	≤ 23.98
11ac-VHT20	MCS0	140	5700	16.78	17.18	19.99	≤ 23.98
11ac-VHT20	MCS0	144	5720	18.29	18.65	21.48	≤ 23.60
11ac-VHT20	MCS0	149	5745	18.85	18.77	21.82	≤ 30.00
11ac-VHT20	MCS0	157	5785	18.50	18.70	21.61	≤ 30.00
11ac-VHT20	MCS0	165	5825	18.58	18.44	21.52	≤ 30.00

Test Mode	Data Rate MCS	Channel No.	Freq. (MHz)	Average Power (dBm)		Total Power (dBm)	Limit (dBm)
				Ant 0	Ant 1		
11ac-VHT40	MCS0	38	5190	16.11	16.44	19.29	≤ 30.00
11ac-VHT40	MCS0	46	5230	18.34	18.58	21.47	≤ 30.00
11ac-VHT40	MCS0	54	5270	18.59	18.84	21.73	≤ 23.98
11ac-VHT40	MCS0	62	5310	17.02	17.21	20.13	≤ 23.98
11ac-VHT40	MCS0	102	5510	17.54	17.61	20.59	≤ 23.98
11ac-VHT40	MCS0	110	5550	18.38	18.82	21.62	≤ 23.98
11ac-VHT40	MCS0	134	5670	18.15	18.42	21.30	≤ 23.98
11ac-VHT40	MCS0	142	5710	18.01	18.46	21.25	≤ 23.98
11ac-VHT40	MCS0	151	5755	18.81	18.77	21.80	≤ 30.00
11ac-VHT40	MCS0	159	5795	18.49	18.56	21.54	≤ 30.00
11ac-VHT80	MCS0	42	5210	14.66	15.09	17.89	≤ 30.00
11ac-VHT80	MCS0	58	5290	15.85	16.12	19.00	≤ 23.98
11ac-VHT80	MCS0	106	5530	16.00	16.28	19.15	≤ 23.98
11ac-VHT80	MCS0	122	5610	18.25	18.34	21.31	≤ 23.98
11ac-VHT80	MCS0	138	5690	18.53	18.75	21.65	≤ 23.98
11ac-VHT80	MCS0	155	5775	18.47	18.71	21.60	≤ 30.00
11ax-HE20	MCS0	36	5180	16.47	16.76	19.63	≤ 30.00
11ax-HE20	MCS0	44	5220	18.58	18.88	21.74	≤ 30.00
11ax-HE20	MCS0	48	5240	18.45	18.54	21.51	≤ 30.00
11ax-HE20	MCS0	52	5260	18.40	18.64	21.53	≤ 23.98
11ax-HE20	MCS0	60	5300	18.41	18.55	21.49	≤ 23.98
11ax-HE20	MCS0	64	5320	17.80	18.06	20.94	≤ 23.98
11ax-HE20	MCS0	100	5500	18.42	18.68	21.56	≤ 23.98
11ax-HE20	MCS0	116	5580	18.32	18.57	21.46	≤ 23.98
11ax-HE20	MCS0	140	5700	17.04	17.15	20.11	≤ 23.98
11ax-HE20	MCS0	144	5720	18.26	18.60	21.44	≤ 23.59
11ax-HE20	MCS0	149	5745	18.75	18.72	21.75	≤ 30.00
11ax-HE20	MCS0	157	5785	18.46	18.58	21.53	≤ 30.00
11ax-HE20	MCS0	165	5825	18.52	18.30	21.42	≤ 30.00

Test Mode	Data Rate MCS	Channel No.	Freq. (MHz)	Average Power (dBm)		Total Power (dBm)	Limit (dBm)
				Ant 0	Ant 1		
11ax-HE40	MCS0	38	5190	16.16	16.54	19.36	≤ 30.00
11ax-HE40	MCS0	46	5230	18.21	18.45	21.34	≤ 30.00
11ax-HE40	MCS0	54	5270	18.44	18.66	21.56	≤ 23.98
11ax-HE40	MCS0	62	5310	16.49	16.82	19.67	≤ 23.98
11ax-HE40	MCS0	102	5510	17.54	17.63	20.60	≤ 23.98
11ax-HE40	MCS0	110	5550	18.40	18.66	21.54	≤ 23.98
11ax-HE40	MCS0	134	5670	17.66	17.85	20.77	≤ 23.98
11ax-HE40	MCS0	142	5710	18.50	18.84	21.68	≤ 23.98
11ax-HE40	MCS0	151	5755	18.70	18.62	21.67	≤ 30.00
11ax-HE40	MCS0	159	5795	18.42	18.64	21.54	≤ 30.00
11ax-HE80	MCS0	42	5210	15.24	15.65	18.46	≤ 30.00
11ax-HE80	MCS0	58	5290	14.93	15.35	18.16	≤ 23.98
11ax-HE80	MCS0	106	5530	16.06	16.32	19.20	≤ 23.98
11ax-HE80	MCS0	122	5610	18.77	18.82	21.81	≤ 23.98
11ax-HE80	MCS0	138	5690	18.56	18.84	21.71	≤ 23.98
11ax-HE80	MCS0	155	5775	18.59	18.74	21.68	≤ 30.00

Note 1: Total Average Power (dBm) = 10*log {$10^{(\text{Ant 0 Average Power /10})}$ + $10^{(\text{Ant 1 Average Power /10})}$}.

Note 2: For 5250-5350MHz & 5470-5725MHz, the conducted power limit is as below.

802.11a: 11 + 10 log10 (18.99) = 23.79 < 23.98 dBm

802.11ac-VHT20: 11 + 10 log10 (20.10) = 24.03 > 23.98 dBm

802.11ax-HE20: 11 + 10 log10 (21.07) = 24.24 > 23.98 dBm

802.11ac-VHT40/ax-HE40/ac-VHT80/ax-HE80: 11 + 10 log10 B > 23.98dBm

Note 3: For straddle channel, the conducted power limit is as below.

802.11a CH144: 11 + 10 log10 (B) = 23.49dBm, B = 25.51/2 + 5 = 17.755MHz.

802.11ac-VHT20 CH144: 11 + 10 log10 (B) = 23.60dBm, B = 26.36/2 + 5 = 18.18MHz.

802.11ax-HE20 CH144: 11 + 10 log10 (B) = 23.59dBm, B = 26.30/2 + 5 = 18.15MHz.

802.11ac-VHT40/ax-HE40/ac-VHT80/ax-HE80: 11 + 10 log10(B) > 23.98dBm.

A.5 Power Spectral Density Test Result

Test Site	WZ-SR5	Test Engineer	Liz Yuan
Test Date	2023-07-06~2023-07-09		
Test Item	Power Spectral Density (UNII-Band 1 & UNII-2a & UNII-2c)		

Test Mode	Data Rate/ MCS	Channel No.	Freq. (MHz)	AVPSD (dBm/ MHz)		Duty Cycle (%)	Total PSD (dBm/ MHz)	PSD Limit (dBm/MHz)
				Ant 0	Ant 1			
11a	6Mbps	36	5180	4.743	4.801	93.38	8.080	≤ 16.69
11a	6Mbps	44	5220	6.166	6.529	93.38	9.659	≤ 16.69
11a	6Mbps	48	5240	6.064	6.318	93.38	9.501	≤ 16.69
11a	6Mbps	52	5260	6.182	6.325	93.38	9.562	≤ 10.69
11a	6Mbps	60	5300	6.244	6.408	93.38	9.635	≤ 10.69
11a	6Mbps	64	5320	5.939	5.836	93.38	9.196	≤ 10.69
11a	6Mbps	100	5500	5.579	5.791	93.38	8.994	≤ 10.69
11a	6Mbps	116	5580	6.472	6.465	93.38	9.776	≤ 10.69
11a	6Mbps	140	5700	3.917	4.170	93.38	7.353	≤ 10.69
11a	6Mbps	144	5720	6.869	6.800	93.38	10.142	≤ 10.69
11ac-VHT20	MCS0	36	5180	3.423	3.950	94.93	6.931	≤ 16.69
11ac-VHT20	MCS0	44	5220	5.527	5.793	94.93	8.898	≤ 16.69
11ac-VHT20	MCS0	48	5240	5.075	5.484	94.93	8.521	≤ 16.69
11ac-VHT20	MCS0	52	5260	5.222	5.561	94.93	8.631	≤ 10.69
11ac-VHT20	MCS0	60	5300	5.628	5.804	94.93	8.953	≤ 10.69
11ac-VHT20	MCS0	64	5320	4.782	4.860	94.93	8.057	≤ 10.69
11ac-VHT20	MCS0	100	5500	3.811	4.445	94.93	7.376	≤ 10.69
11ac-VHT20	MCS0	116	5580	5.287	5.399	94.93	8.580	≤ 10.69
11ac-VHT20	MCS0	140	5700	4.614	5.010	94.93	8.053	≤ 10.69
11ac-VHT20	MCS0	144	5720	6.129	6.174	94.93	9.388	≤ 10.69
11ac-VHT40	MCS0	38	5190	0.716	1.226	92.34	4.335	≤ 16.69
11ac-VHT40	MCS0	46	5230	2.375	2.774	92.34	5.935	≤ 16.69
11ac-VHT40	MCS0	54	5270	2.740	2.916	92.34	6.185	≤ 10.69
11ac-VHT40	MCS0	62	5310	1.798	2.296	92.34	5.411	≤ 10.69
11ac-VHT40	MCS0	102	5510	2.413	2.459	92.34	5.792	≤ 10.69
11ac-VHT40	MCS0	110	5550	2.632	2.734	92.34	6.040	≤ 10.69
11ac-VHT40	MCS0	134	5670	2.713	3.126	92.34	6.281	≤ 10.69
11ac-VHT40	MCS0	142	5710	3.321	3.235	92.34	6.635	≤ 10.69

Test Mode	Data Rate/ MCS	Channel No.	Freq. (MHz)	AVPSD (dBm/ MHz)		Duty Cycle (%)	Total PSD (dBm/ MHz)	PSD Limit (dBm/MHz)
				Ant 0	Ant 1			
11ac-VHT80	MCS0	42	5210	-3.970	-3.240	94.55	-0.336	≤ 16.69
11ac-VHT80	MCS0	58	5290	-2.352	-2.189	94.55	0.984	≤ 10.69
11ac-VHT80	MCS0	106	5530	-2.382	-1.996	94.55	1.069	≤ 10.69
11ac-VHT80	MCS0	122	5610	-0.057	-0.040	94.55	3.205	≤ 10.69
11ac-VHT80	MCS0	138	5690	-0.036	0.134	94.55	3.304	≤ 10.69
11ax-HE20	MCS0	36	5180	3.566	3.988	94.29	7.048	≤ 16.69
11ax-HE20	MCS0	44	5220	5.388	5.598	94.29	8.760	≤ 16.69
11ax-HE20	MCS0	48	5240	4.695	5.185	94.29	8.213	≤ 16.69
11ax-HE20	MCS0	52	5260	5.657	5.941	94.29	9.067	≤ 10.69
11ax-HE20	MCS0	60	5300	5.779	6.034	94.29	9.174	≤ 10.69
11ax-HE20	MCS0	64	5320	5.193	5.402	94.29	8.564	≤ 10.69
11ax-HE20	MCS0	100	5500	5.742	6.037	94.29	9.158	≤ 10.69
11ax-HE20	MCS0	116	5580	5.668	5.841	94.29	9.021	≤ 10.69
11ax-HE20	MCS0	140	5700	4.475	4.510	94.29	7.758	≤ 10.69
11ax-HE20	MCS0	144	5720	5.546	5.911	94.29	8.998	≤ 10.69
11ax-HE40	MCS0	38	5190	0.470	0.981	93.97	4.013	≤ 16.69
11ax-HE40	MCS0	46	5230	2.856	3.136	93.97	6.279	≤ 16.69
11ax-HE40	MCS0	54	5270	3.136	3.565	93.97	6.636	≤ 10.69
11ax-HE40	MCS0	62	5310	1.162	1.459	93.97	4.593	≤ 10.69
11ax-HE40	MCS0	102	5510	2.038	2.401	93.97	5.504	≤ 10.69
11ax-HE40	MCS0	110	5550	3.041	3.436	93.97	6.523	≤ 10.69
11ax-HE40	MCS0	134	5670	2.288	2.494	93.97	5.673	≤ 10.69
11ax-HE40	MCS0	142	5710	3.209	3.713	93.97	6.749	≤ 10.69
11ax-HE80	MCS0	42	5210	-3.417	-3.035	93.94	0.060	≤ 16.69
11ax-HE80	MCS0	58	5290	-3.382	-2.791	93.94	0.205	≤ 10.69
11ax-HE80	MCS0	106	5530	-2.283	-1.997	93.94	1.144	≤ 10.69
11ax-HE80	MCS0	122	5610	0.637	0.672	93.94	3.936	≤ 10.69
11ax-HE80	MCS0	138	5690	0.422	0.686	93.94	3.838	≤ 10.69

Note 1: When EUT duty cycle < 98%, the total PSD (dBm/MHz) =10*log {$10^{(\text{Ant 0 AVGPSD}/10)}$ + $10^{(\text{Ant 1 AVGPSD}/10)}$} +10*log (1/Duty cycle).

When EUT duty cycle ≥ 98%, the total PSD (dBm/MHz) =10*log {$10^{(\text{Ant 0 AVGPSD}/10)}$ + $10^{(\text{Ant 1 AVGPSD}/10)}$}.

Note 2: For 5125 - 5250MHz Band: PSD Limit (dBm/MHz) = 17 - (6.31 - 6) = 16.69dBm/MHz

For 5250 - 5350MHz Band: Average Power Limit (dBm) = 11 - (6.31 - 6) = 10.69dBm/MHz.

Test Site	WZ-SR5	Test Engineer	Lynn Yang
Test Date	2023-07-07~2023-07-09		
Test Item	Power Spectral Density (UNII-Band 3)		

Test Mode	Data Rate/ MCS	Channel No.	Freq. (MHz)	AVPSD (dBm/ 510KHz)		Duty Cycle (%)	Total PSD (dBm/ 510KHz)	PSD Limit (dBm/ 500KHz)
				Ant 0	Ant 1			
11a	6Mbps	149	5745	4.049	4.377	93.38	7.524	≤ 29.69
11a	6Mbps	157	5785	3.589	3.694	93.38	6.950	≤ 29.69
11a	6Mbps	165	5825	3.084	3.464	93.38	6.586	≤ 29.69
11ac-VHT20	MCS0	149	5745	3.620	3.990	94.93	7.045	≤ 29.69
11ac-VHT20	MCS0	157	5785	3.202	3.525	94.93	6.603	≤ 29.69
11ac-VHT20	MCS0	165	5825	2.792	3.191	94.93	6.232	≤ 29.69
11ac-VHT40	MCS0	151	5755	0.609	1.021	92.34	4.176	≤ 29.69
11ac-VHT40	MCS0	159	5795	0.219	0.356	92.34	3.644	≤ 29.69
11ac-VHT80	MCS0	155	5775	-3.097	-2.586	94.55	0.420	≤ 29.69
11ax-HE20	MCS0	149	5745	3.567	3.539	94.29	6.819	≤ 29.69
11ax-HE20	MCS0	157	5785	3.298	3.550	94.29	6.691	≤ 29.69
11ax-HE20	MCS0	165	5825	3.331	3.324	94.29	6.593	≤ 29.69
11ax-HE40	MCS0	151	5755	0.856	0.817	93.97	4.117	≤ 29.69
11ax-HE40	MCS0	159	5795	0.592	0.664	93.97	3.909	≤ 29.69
11ax-HE80	MCS0	155	5775	-2.125	-2.019	93.94	1.210	≤ 29.69

Note 1:

When EUT duty cycle < 98%, the total PSD (dBm/510kHz) =10*log {$10^{(\text{Ant 0 AVGPSD}/10)}$ + $10^{(\text{Ant 1 AVGPSD}/10)}$} +10*log (1/Duty cycle).

When EUT duty cycle ≥ 98%, the total PSD (dBm/510kHz) =10*log {$10^{(\text{Ant 0 AVGPSD}/10)}$ + $10^{(\text{Ant 1 AVGPSD}/10)}$}.

Note 2: PSD Limit (dBm/500KHz) = 30 - (6.31 - 6) = 29.69dBm/500KHz.

802.11a Power Spectral Density- Ant 0

Channel 36 (5180MHz)

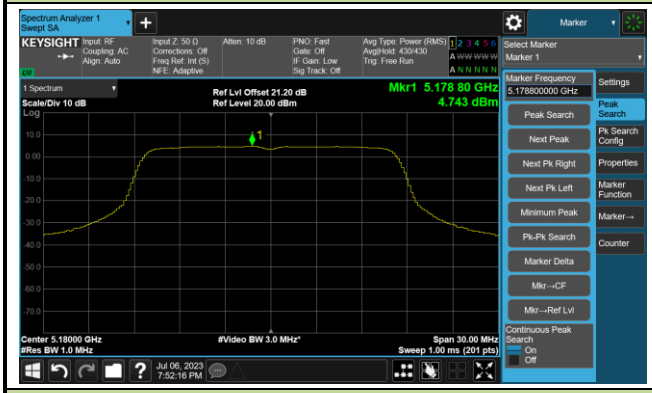

Channel 44 (5220MHz)

Channel 48 (5240MHz)

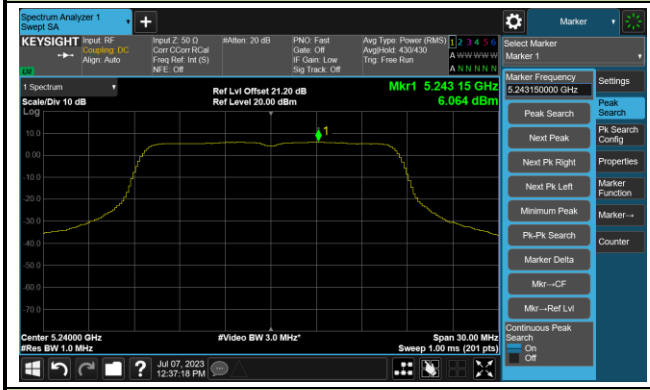

Channel 52 (5260MHz)

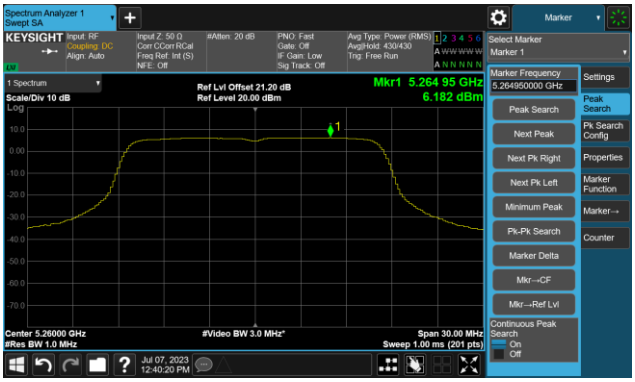

Channel 60 (5300MHz)

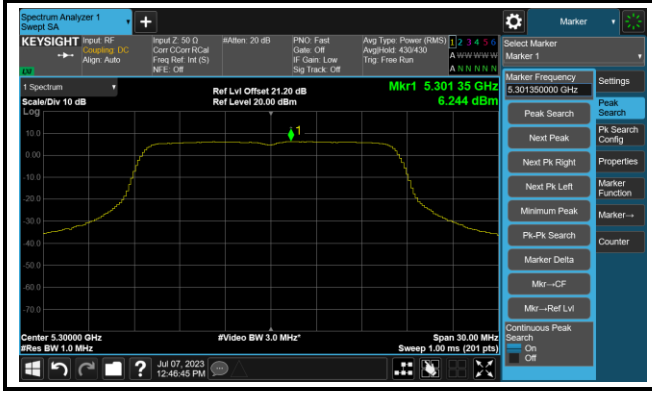

Channel 64 (5320MHz)

Channel 100 (5500MHz)

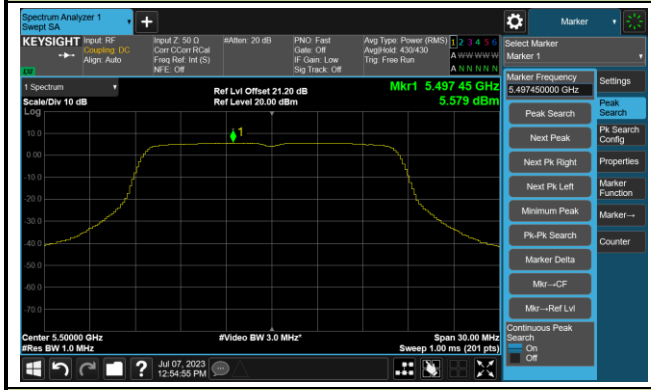

Channel 116 (5580MHz)

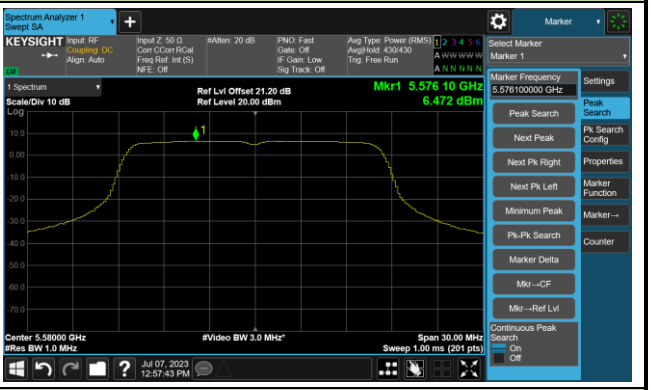

Channel 140 (5700MHz)

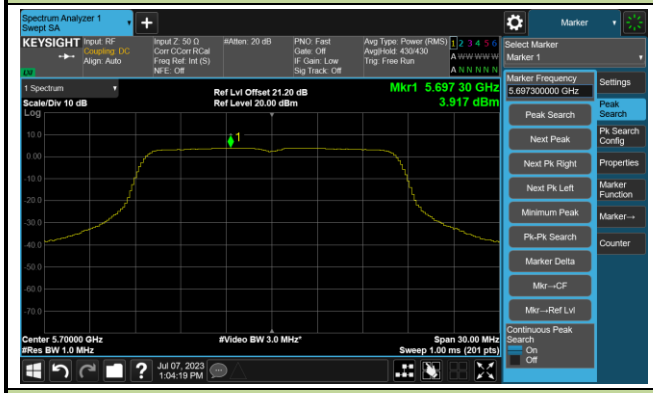

Channel 144(5720MHz)

Channel 149 (5745MHz)

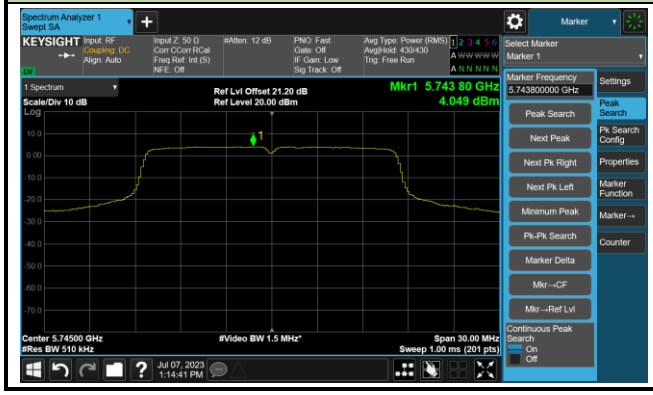

Channel 157 (5785MHz)

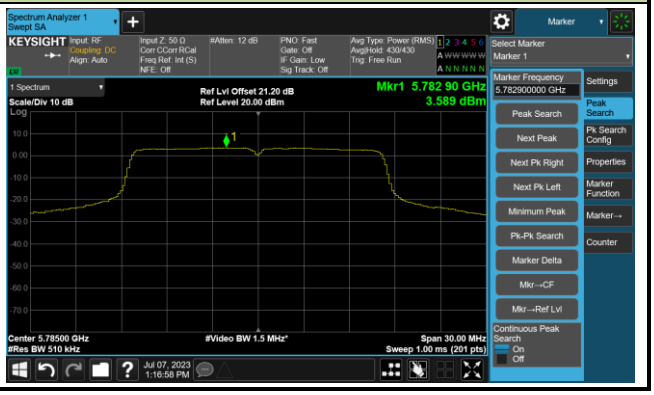

802.11a Power Spectral Density- Ant 0	
Channel 165 (5825MHz)	
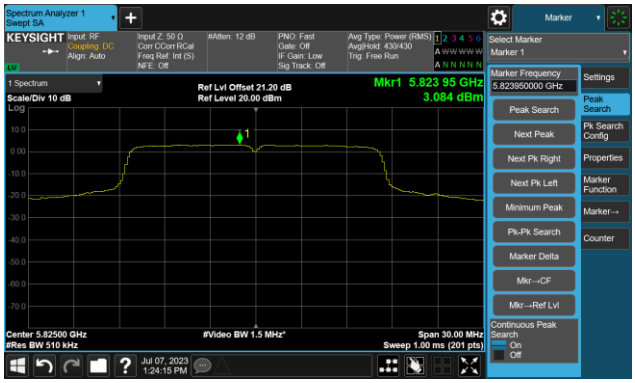	

802.11ac-VHT20 Power Spectral Density- Ant 0	
Channel 36 (5180MHz)	Channel 44 (5220MHz)
Channel 48 (5240MHz)	Channel 52 (5260MHz)
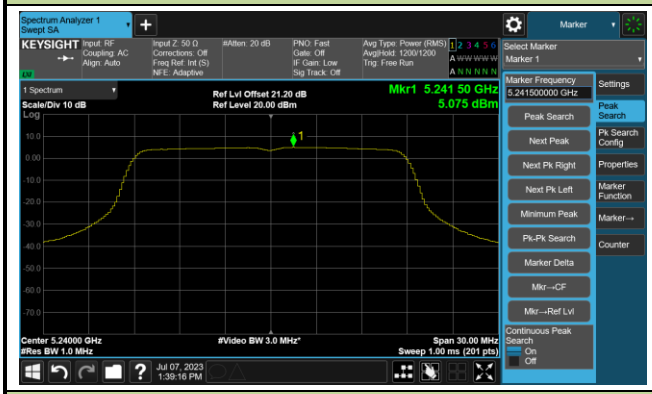	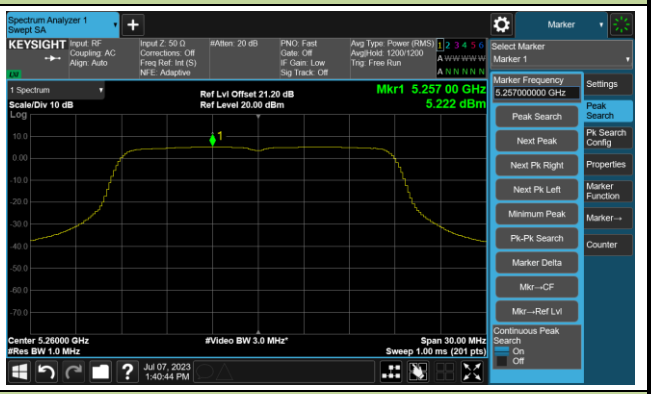
Channel 60 (5300MHz)	Channel 64 (5320MHz)
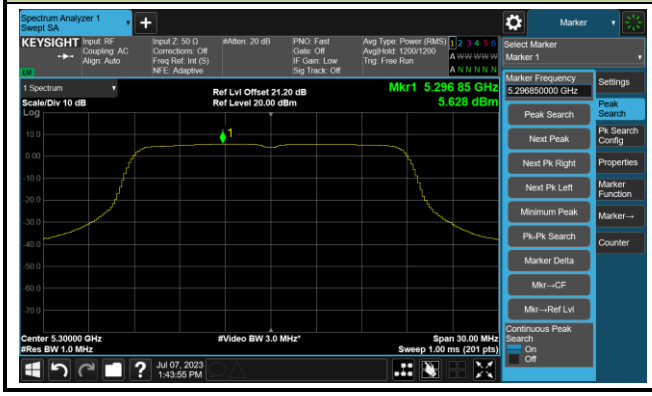	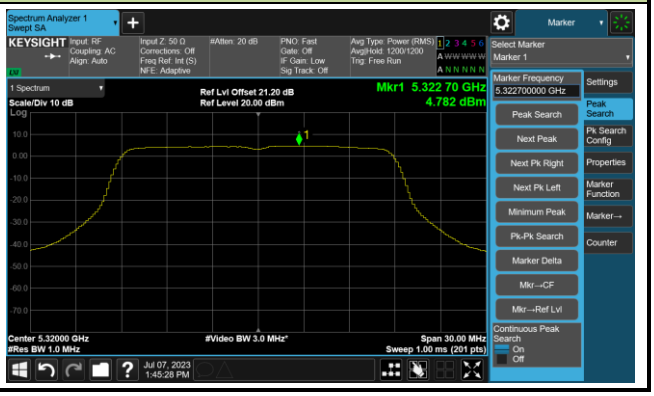

802.11ac-VHT20 Power Spectral Density- Ant 0	
Channel 100 (5500MHz)	Channel 116 (5580MHz)
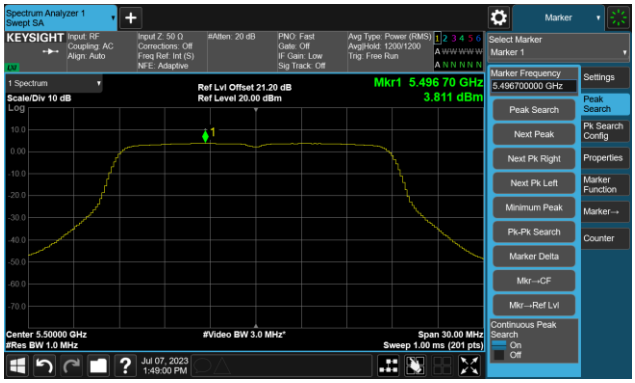	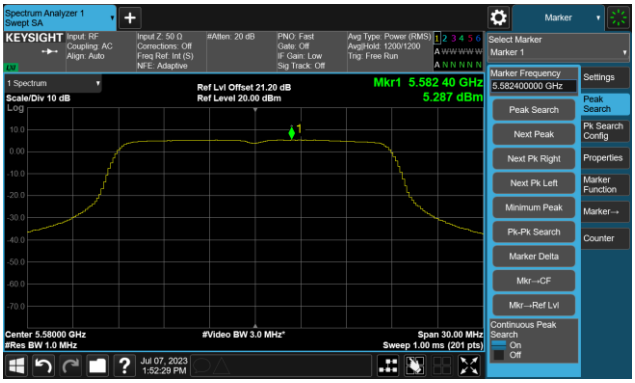
Channel 140 (5700MHz)	Channel 144(5720MHz)
Channel 149 (5745MHz)	Channel 157 (5785MHz)
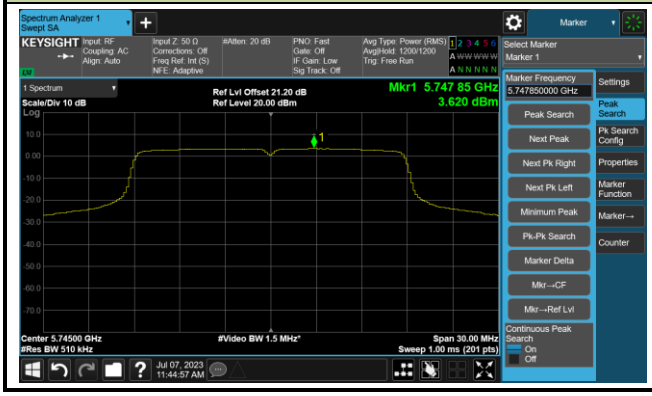	

802.11ac-VHT20 Power Spectral Density- Ant 0	
Channel 165 (5825MHz)	
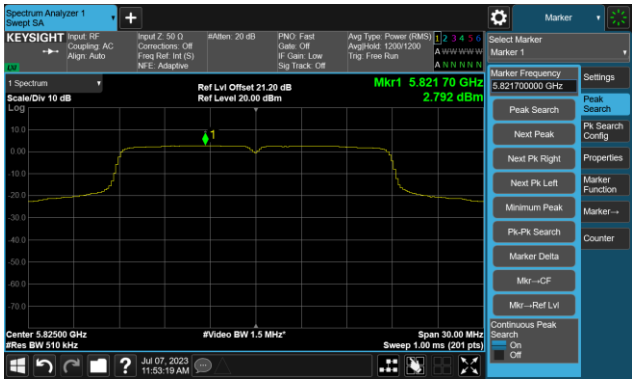	

802.11ac-VHT40 Power Spectral Density- Ant 0

Channel 38 (5190MHz)

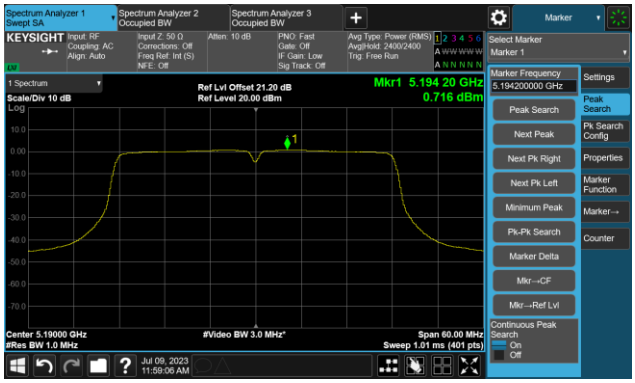

Channel 46 (5230MHz)

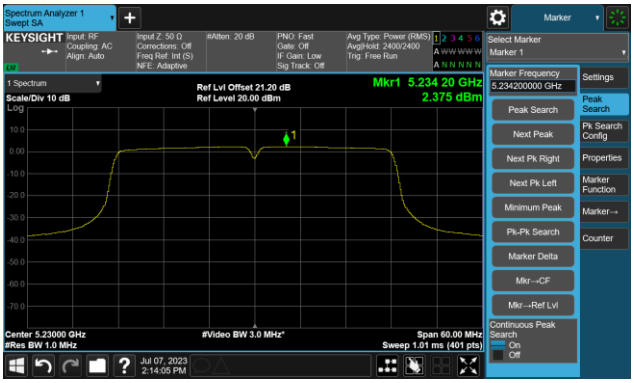

Channel 54 (5270MHz)

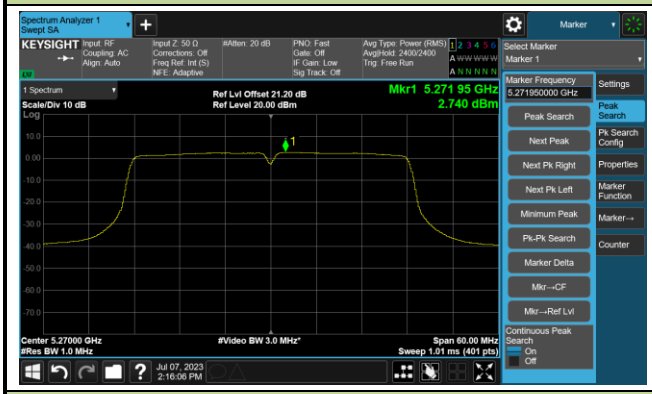

Channel 62 (5310MHz)

Channel 102 (5510MHz)

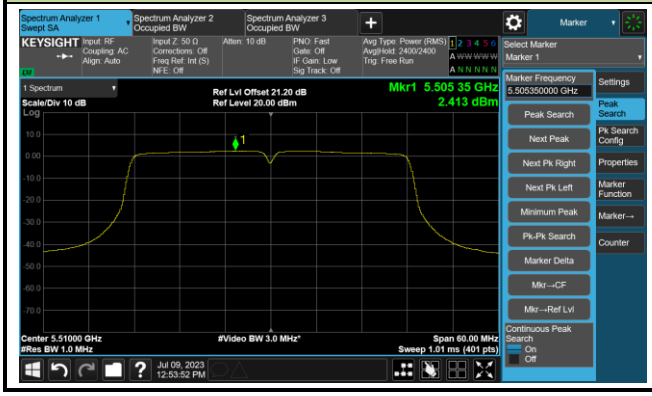

Channel 110 (5550MHz)

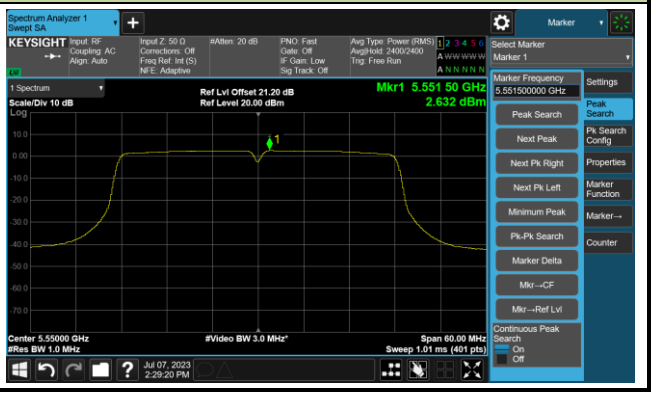

802.11ac-VHT40 Power Spectral Density- Ant 0	
Channel 134 (5670MHz)	Channel 142(5710MHz)
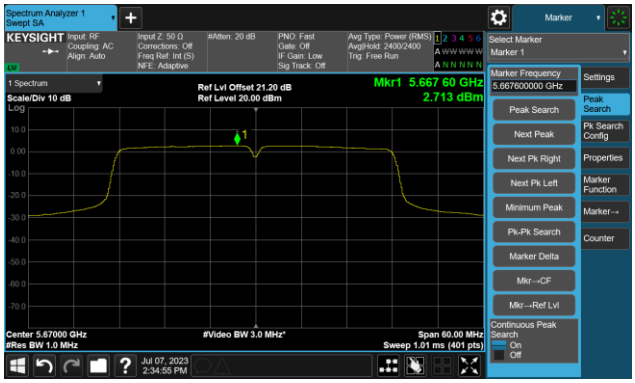	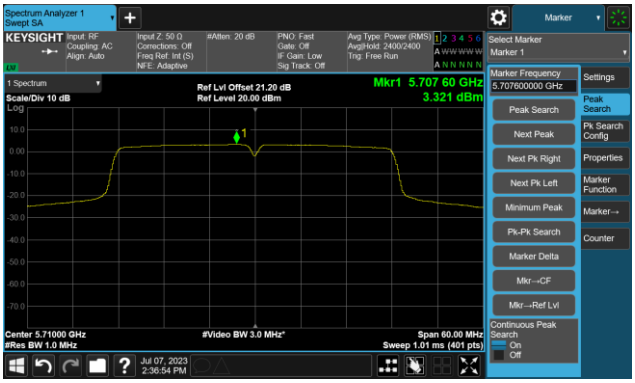
Channel 151 (5755MHz)	Channel 159 (5795MHz)
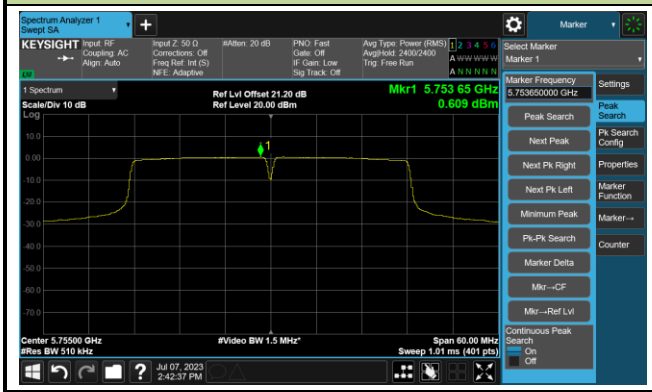	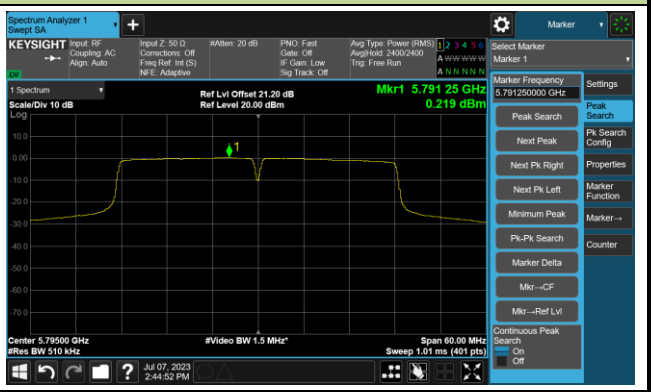

802.11ac-VHT80 Power Spectral Density- Ant 0	
Channel 42 (5210MHz)	Channel 58 (5290MHz)
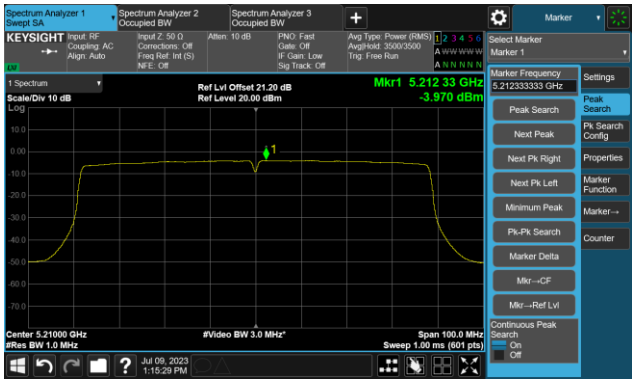	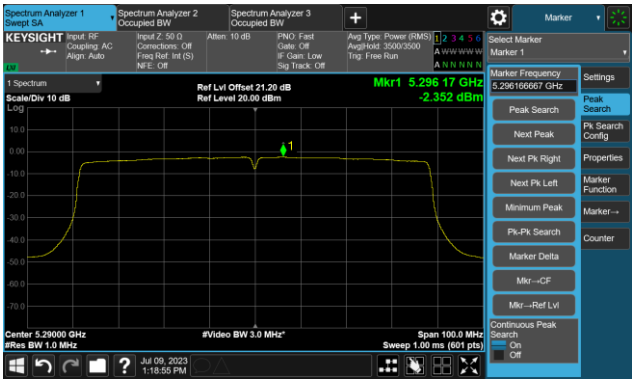
Channel 106 (5530MHz)	Channel 122 (5610MHz)
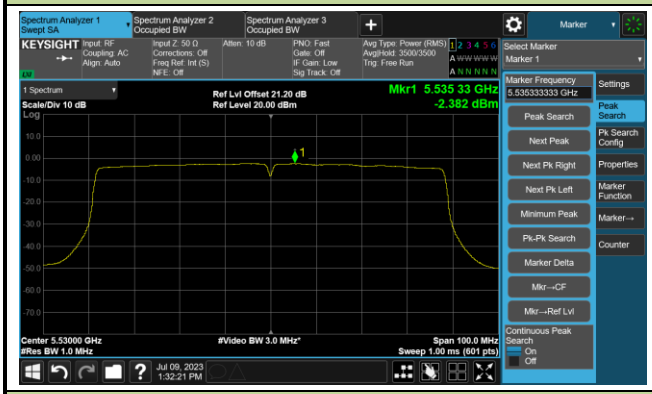	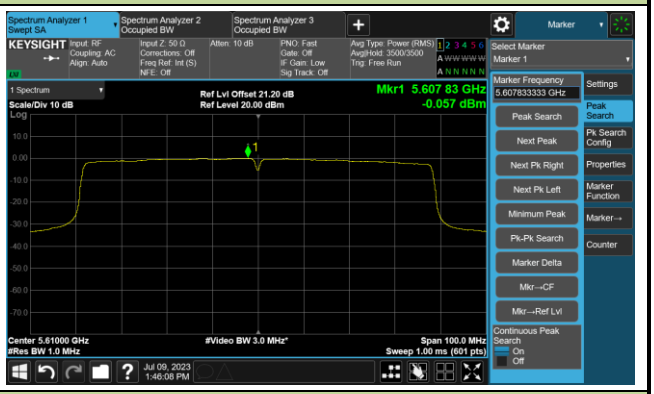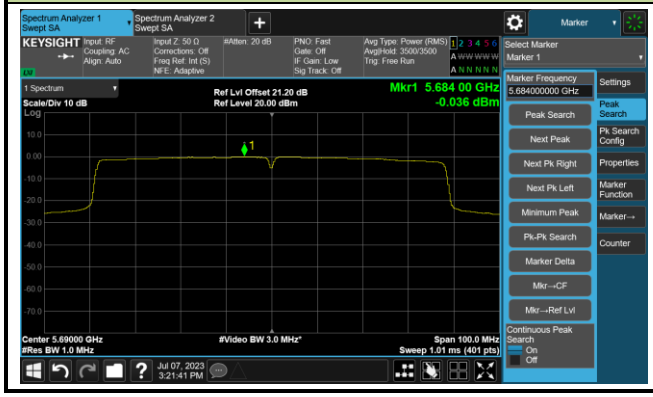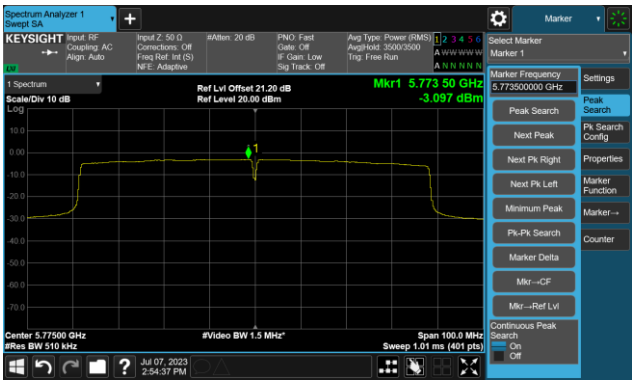
Channel 138 (5690MHz)	Channel 155 (5775MHz)