Test Site	WZ-AC2	Test Engineer	Dick Shen
Test Date	2023-08-01~2023-08-07	Test Mode	802.11ax-HE20 – Channel 60
Remark	1. Average measurement was not performed if peak level lower than average limit. 2. Other frequency was 20dB below limit line within 1-18GHz, there is not show in the report.		

Mark	Frequency (MHz)	Reading Level (dBμV)	Factor (dB/m)	Measure Level (dBμV/m)	Limit (dBμV/m)	Margin (dB/m)	Detector	Polarization
	8174.0	33.2	10.5	43.7	74.0	-30.3	Peak	Horizontal
*	10010.0	33.1	12.2	45.3	68.2	-22.9	Peak	Horizontal
	12177.5	31.4	17.1	48.5	74.0	-25.5	Peak	Horizontal
*	16691.0	31.3	21.5	52.8	68.2	-15.4	Peak	Horizontal
	8276.0	32.1	10.5	42.5	74.0	-31.5	Peak	Vertical
*	10044.0	33.1	12.4	45.5	68.2	-22.7	Peak	Vertical
	11089.5	32.7	14.8	47.5	74.0	-26.5	Peak	Vertical
*	17082.0	31.2	22.6	53.9	68.2	-14.3	Peak	Vertical

Note 1: "*" is not in restricted band, its limit is -27dBm/MHz. At a distance of 3 meters, the field strength limit in dBμV/m can be determined by adding a "conversion" factor of 95.2dB to the EIRP limit of -27dBm/MHz to obtain the limit for out of band spurious emissions.

Note 2: Measure Level (dB μ V/m) = Reading Level (dB μ V) + Factor (dB/m)

Factor (dB/m) = Cable Loss (dB) + Antenna Factor (dB/m) - Pre_Amplifier Gain (dB)

Test Site	WZ-AC2	Test Engineer	Dick Shen
Test Date	2023-08-01~2023-08-07	Test Mode	802.11ax-HE20 – Channel 64
Remark	1. Average measurement was not performed if peak level lower than average limit. 2. Other frequency was 20dB below limit line within 1-18GHz, there is not show in the report.		

Mark	Frequency (MHz)	Reading Level (dBμV)	Factor (dB/m)	Measure Level (dBμV/m)	Limit (dBμV/m)	Margin (dB/m)	Detector	Polarization
	7562.0	33.2	11.2	44.3	74.0	-29.7	Peak	Horizontal
*	9772.0	32.3	11.5	43.9	68.2	-24.3	Peak	Horizontal
	10826.0	33.0	14.4	47.5	74.0	-26.5	Peak	Horizontal
*	17141.5	31.2	22.8	54.0	68.2	-14.2	Peak	Horizontal
	8454.5	33.9	10.9	44.8	74.0	-29.2	Peak	Vertical
	11574.0	31.8	16.0	47.7	74.0	-26.3	Peak	Vertical
*	13792.5	29.7	17.2	46.9	68.2	-21.3	Peak	Vertical
*	17133.0	31.7	22.6	54.3	68.2	-13.9	Peak	Vertical

Note 1: "*" is not in restricted band, its limit is -27dBm/MHz. At a distance of 3 meters, the field strength limit in dBμV/m can be determined by adding a "conversion" factor of 95.2dB to the EIRP limit of -27dBm/MHz to obtain the limit for out of band spurious emissions.

Note 2: Measure Level (dB μ V/m) = Reading Level (dB μ V) + Factor (dB/m)

Factor (dB/m) = Cable Loss (dB) + Antenna Factor (dB/m) - Pre_Amplifier Gain (dB)

Test Site	WZ-AC2	Test Engineer	Dick Shen
Test Date	2023-08-01~2023-08-07	Test Mode	802.11ax-HE20 – Channel 100
Remark	1. Average measurement was not performed if peak level lower than average limit. 2. Other frequency was 20dB below limit line within 1-18GHz, there is not show in the report.		

Mark	Frequency (MHz)	Reading Level (dBμV)	Factor (dB/m)	Measure Level (dBμV/m)	Limit (dBμV/m)	Margin (dB/m)	Detector	Polarization
	7460.0	33.1	11.4	44.6	74.0	-29.4	Peak	Horizontal
*	9806.0	33.9	11.8	45.7	68.2	-22.5	Peak	Horizontal
	11888.5	32.5	16.7	49.1	74.0	-24.9	Peak	Horizontal
*	17141.5	31.3	22.8	54.1	68.2	-14.1	Peak	Horizontal
	8463.0	33.7	10.9	44.7	74.0	-29.3	Peak	Vertical
*	9644.5	33.7	11.6	45.3	68.2	-22.9	Peak	Vertical
	10996.0	34.8	14.4	49.2	74.0	-24.8	Peak	Vertical
*	16453.0	31.9	21.3	53.2	68.2	-15.0	Peak	Vertical

Note 1: "*" is not in restricted band, its limit is -27dBm/MHz. At a distance of 3 meters, the field strength limit in dBμV/m can be determined by adding a "conversion" factor of 95.2dB to the EIRP limit of -27dBm/MHz to obtain the limit for out of band spurious emissions.

Note 2: Measure Level (dB μ V/m) = Reading Level (dB μ V) + Factor (dB/m)

Factor (dB/m) = Cable Loss (dB) + Antenna Factor (dB/m) - Pre_Amplifier Gain (dB)

Test Site	WZ-AC2	Test Engineer	Dick Shen
Test Date	2023-08-01~2023-08-07	Test Mode	802.11ax-HE20 – Channel 116
Remark	1. Average measurement was not performed if peak level lower than average limit. 2. Other frequency was 20dB below limit line within 1-18GHz, there is not show in the report.		

Mark	Frequency (MHz)	Reading Level (dBμV)	Factor (dB/m)	Measure Level (dBμV/m)	Limit (dBμV/m)	Margin (dB/m)	Detector	Polarization
	11157.5	35.7	14.9	50.6	74.0	-23.4	Peak	Horizontal
	13257.0	32.2	17.7	49.8	74.0	-24.2	Peak	Horizontal
*	14115.5	32.3	17.5	49.8	68.2	-18.4	Peak	Horizontal
*	16691.0	31.9	21.5	53.4	68.2	-14.8	Peak	Horizontal
	8174.0	33.3	10.5	43.8	74.0	-30.2	Peak	Vertical
*	10078.0	34.1	12.2	46.3	68.2	-21.9	Peak	Vertical
	11166.0	41.0	15.1	56.1	74.0	-17.9	Peak	Vertical
	11166.0	36.1	15.1	51.2	54.0	-2.8	AV	Vertical
*	14923.0	32.9	18.5	51.4	68.2	-16.8	Peak	Vertical

Note 1: "*" is not in restricted band, its limit is -27dBm/MHz. At a distance of 3 meters, the field strength limit in dBμV/m can be determined by adding a "conversion" factor of 95.2dB to the EIRP limit of -27dBm/MHz to obtain the limit for out of band spurious emissions.

Note 2: Measure Level (dB μ V/m) = Reading Level (dB μ V) + Factor (dB/m)

Factor (dB/m) = Cable Loss (dB) + Antenna Factor (dB/m) - Pre_Amplifier Gain (dB)

Test Site	WZ-AC2	Test Engineer	Dick Shen
Test Date	2023-08-01~2023-08-07	Test Mode	802.11ax-HE20 – Channel 140
Remark	1. Average measurement was not performed if peak level lower than average limit. 2. Other frequency was 20dB below limit line within 1-18GHz, there is not show in the report.		

Mark	Frequency (MHz)	Reading Level (dBμV)	Factor (dB/m)	Measure Level (dBμV/m)	Limit (dBμV/m)	Margin (dB/m)	Detector	Polarization
	8437.5	33.3	10.8	44.2	74.0	-29.8	Peak	Horizontal
*	10137.5	34.2	12.6	46.8	68.2	-21.4	Peak	Horizontal
	12296.5	31.6	17.4	49.0	74.0	-25.0	Peak	Horizontal
*	17141.5	31.0	22.8	53.8	68.2	-14.4	Peak	Horizontal
	8420.5	33.5	10.7	44.3	74.0	-29.7	Peak	Vertical
*	9967.5	34.0	12.2	46.2	68.2	-22.0	Peak	Vertical
	11395.5	32.6	15.6	48.2	74.0	-25.8	Peak	Vertical
*	17158.5	31.3	22.4	53.6	68.2	-14.6	Peak	Vertical

Note 1: "*" is not in restricted band, its limit is -27dBm/MHz. At a distance of 3 meters, the field strength limit in dBμV/m can be determined by adding a "conversion" factor of 95.2dB to the EIRP limit of -27dBm/MHz to obtain the limit for out of band spurious emissions.

Note 2: Measure Level (dB μ V/m) = Reading Level (dB μ V) + Factor (dB/m)

Factor (dB/m) = Cable Loss (dB) + Antenna Factor (dB/m) - Pre_Amplifier Gain (dB)

Test Site	WZ-AC2	Test Engineer	Dick Shen
Test Date	2023-08-01~2023-08-07	Test Mode	802.11ax-HE20 – Channel 144
Remark	1. Average measurement was not performed if peak level lower than average limit. 2. Other frequency was 20dB below limit line within 1-18GHz, there is not show in the report.		

Mark	Frequency (MHz)	Reading Level (dBμV)	Factor (dB/m)	Measure Level (dBμV/m)	Limit (dBμV/m)	Margin (dB/m)	Detector	Polarization
	8123.0	33.6	10.8	44.4	74.0	-29.6	Peak	Horizontal
*	9857.0	31.7	11.6	43.3	68.2	-24.9	Peak	Horizontal
	11642.0	31.2	16.5	47.7	74.0	-26.3	Peak	Horizontal
*	17158.5	33.8	22.4	56.1	68.2	-12.1	Peak	Horizontal
	7604.5	31.7	10.9	42.6	74.0	-31.4	Peak	Vertical
*	9729.5	33.8	11.5	45.4	68.2	-22.8	Peak	Vertical
	12313.5	31.7	17.3	49.0	74.0	-25.0	Peak	Vertical
*	17150.0	34.2	22.8	57.1	68.2	-11.1	Peak	Vertical

Note 1: "*" is not in restricted band, its limit is -27dBm/MHz. At a distance of 3 meters, the field strength limit in dBμV/m can be determined by adding a "conversion" factor of 95.2dB to the EIRP limit of -27dBm/MHz to obtain the limit for out of band spurious emissions.

Note 2: Measure Level (dB μ V/m) = Reading Level (dB μ V) + Factor (dB/m)

Factor (dB/m) = Cable Loss (dB) + Antenna Factor (dB/m) - Pre_Amplifier Gain (dB)

Test Site	WZ-AC2	Test Engineer	Dick Shen
Test Date	2023-08-01~2023-08-07	Test Mode	802.11ax-HE20 – Channel 149
Remark	1. Average measurement was not performed if peak level lower than average limit. 2. Other frequency was 20dB below limit line within 1-18GHz, there is not show in the report.		

Mark	Frequency (MHz)	Reading Level (dBμV)	Factor (dB/m)	Measure Level (dBμV/m)	Limit (dBμV/m)	Margin (dB/m)	Detector	Polarization
	8327.0	34.2	10.4	44.5	74.0	-29.5	Peak	Horizontal
	11931.0	32.5	16.3	48.8	74.0	-25.2	Peak	Horizontal
*	14243.0	33.0	17.5	50.5	68.2	-17.7	Peak	Horizontal
*	17243.5	33.8	22.3	56.1	68.2	-12.1	Peak	Horizontal
	8199.5	33.4	10.4	43.9	74.0	-30.1	Peak	Vertical
*	10333.0	32.6	13.4	46.0	68.2	-22.2	Peak	Vertical
	11497.5	32.5	15.8	48.2	74.0	-25.8	Peak	Vertical
*	17243.5	33.9	22.3	56.3	68.2	-11.9	Peak	Vertical

Note 1: "*" is not in restricted band, its limit is -27dBm/MHz. At a distance of 3 meters, the field strength limit in dBμV/m can be determined by adding a "conversion" factor of 95.2dB to the EIRP limit of -27dBm/MHz to obtain the limit for out of band spurious emissions.

Note 2: Measure Level (dB μ V/m) = Reading Level (dB μ V) + Factor (dB/m)

Factor (dB/m) = Cable Loss (dB) + Antenna Factor (dB/m) - Pre_Amplifier Gain (dB)

Test Site	WZ-AC2	Test Engineer	Dick Shen
Test Date	2023-08-01~2023-08-07	Test Mode	802.11ax-HE20 – Channel 157
Remark	1. Average measurement was not performed if peak level lower than average limit. 2. Other frequency was 20dB below limit line within 1-18GHz, there is not show in the report.		

Mark	Frequency (MHz)	Reading Level (dBμV)	Factor (dB/m)	Measure Level (dBμV/m)	Limit (dBμV/m)	Margin (dB/m)	Detector	Polarization
	8497.0	32.9	10.8	43.7	74.0	-30.3	Peak	Horizontal
*	10052.5	32.7	12.3	45.0	68.2	-23.2	Peak	Horizontal
	11574.0	38.4	16.0	54.4	74.0	-19.6	Peak	Horizontal
	11574.0	32.2	16.0	48.1	54.0	-5.9	AV	Horizontal
*	16869.5	29.9	22.2	52.1	68.2	-16.1	Peak	Horizontal
	8182.5	32.7	10.5	43.2	74.0	-30.8	Peak	Vertical
*	10061.0	33.5	12.2	45.7	68.2	-22.5	Peak	Vertical
	11565.5	34.6	16.1	50.7	74.0	-23.3	Peak	Vertical
*	17354.0	33.9	21.6	55.4	68.2	-12.8	Peak	Vertical

Note 1: "*" is not in restricted band, its limit is -27dBm/MHz. At a distance of 3 meters, the field strength limit in dBμV/m can be determined by adding a "conversion" factor of 95.2dB to the EIRP limit of -27dBm/MHz to obtain the limit for out of band spurious emissions.

Note 2: Measure Level (dB μ V/m) = Reading Level (dB μ V) + Factor (dB/m)

Factor (dB/m) = Cable Loss (dB) + Antenna Factor (dB/m) - Pre_Amplifier Gain (dB)

Test Site	WZ-AC2	Test Engineer	Dick Shen
Test Date	2023-08-01~2023-08-07	Test Mode	802.11ax-HE20 – Channel 165
Remark	1. Average measurement was not performed if peak level lower than average limit. 2. Other frequency was 20dB below limit line within 1-18GHz, there is not show in the report.		

Mark	Frequency (MHz)	Reading Level (dBμV)	Factor (dB/m)	Measure Level (dBμV/m)	Limit (dBμV/m)	Margin (dB/m)	Detector	Polarization
	8471.5	33.5	10.9	44.4	74.0	-29.6	Peak	Horizontal
*	10282.0	33.3	13.2	46.5	68.2	-21.7	Peak	Horizontal
	11659.0	34.0	16.4	50.4	74.0	-23.6	Peak	Horizontal
*	16572.0	31.9	21.8	53.7	68.2	-14.5	Peak	Horizontal
	7502.5	30.9	11.2	42.1	74.0	-31.9	Peak	Vertical
	11642.0	32.3	16.5	48.8	74.0	-25.2	Peak	Vertical
*	17133.0	32.8	22.6	55.4	68.2	-12.8	Peak	Vertical
*	17464.5	34.7	22.5	57.2	68.2	-11.0	Peak	Vertical

Note 1: "*" is not in restricted band, its limit is -27dBm/MHz. At a distance of 3 meters, the field strength limit in dBμV/m can be determined by adding a "conversion" factor of 95.2dB to the EIRP limit of -27dBm/MHz to obtain the limit for out of band spurious emissions.

Note 2: Measure Level (dB μ V/m) = Reading Level (dB μ V) + Factor (dB/m)

Factor (dB/m) = Cable Loss (dB) + Antenna Factor (dB/m) - Pre_Amplifier Gain (dB)

Test Site	WZ-AC2	Test Engineer	Dick Shen
Test Date	2023-08-01~2023-08-07	Test Mode	802.11ax-HE40 – Channel 38
Remark	1. Average measurement was not performed if peak level lower than average limit. 2. Other frequency was 20dB below limit line within 1-18GHz, there is not show in the report.		

Mark	Frequency (MHz)	Reading Level (dBμV)	Factor (dB/m)	Measure Level (dBμV/m)	Limit (dBμV/m)	Margin (dB/m)	Detector	Polarization
	7349.5	33.1	10.6	43.7	74.0	-30.3	Peak	Horizontal
*	10384.0	33.7	13.3	47.1	68.2	-21.2	Peak	Horizontal
	11795.0	31.2	16.9	48.1	74.0	-25.9	Peak	Horizontal
*	16325.5	32.3	20.5	52.8	68.2	-15.4	Peak	Horizontal
	7630.0	32.3	11.0	43.4	74.0	-30.6	Peak	Vertical
*	10384.0	36.3	13.3	49.6	68.2	-18.6	Peak	Vertical
	11701.5	31.9	16.4	48.3	74.0	-25.7	Peak	Vertical
*	14183.5	32.5	17.4	49.9	68.2	-18.3	Peak	Vertical

Note 1: "*" is not in restricted band, its limit is -27dBm/MHz. At a distance of 3 meters, the field strength limit in dBμV/m can be determined by adding a "conversion" factor of 95.2dB to the EIRP limit of -27dBm/MHz to obtain the limit for out of band spurious emissions.

Note 2: Measure Level (dB μ V/m) = Reading Level (dB μ V) + Factor (dB/m)

Factor (dB/m) = Cable Loss (dB) + Antenna Factor (dB/m) - Pre_Amplifier Gain (dB)

Test Site	WZ-AC2	Test Engineer	Dick Shen
Test Date	2023-08-01~2023-08-07	Test Mode	802.11ax-HE40 – Channel 46
Remark	1. Average measurement was not performed if peak level lower than average limit. 2. Other frequency was 20dB below limit line within 1-18GHz, there is not show in the report.		

Mark	Frequency (MHz)	Reading Level (dBμV)	Factor (dB/m)	Measure Level (dBμV/m)	Limit (dBμV/m)	Margin (dB/m)	Detector	Polarization
	7468.5	31.3	11.3	42.6	74.0	-31.4	Peak	Horizontal
	8199.5	33.3	10.4	43.7	74.0	-30.3	Peak	Horizontal
*	9644.5	34.2	11.6	45.7	68.2	-22.5	Peak	Horizontal
*	14039.0	30.0	17.7	47.7	68.2	-20.5	Peak	Horizontal
	7519.5	32.8	11.0	43.8	74.0	-30.2	Peak	Vertical
*	10460.5	36.6	13.5	50.1	68.2	-18.1	Peak	Vertical
	12305.0	31.2	17.5	48.6	74.0	-25.4	Peak	Vertical
*	15008.0	32.3	18.5	50.9	68.2	-17.3	Peak	Vertical

Note 1: "*" is not in restricted band, its limit is -27dBm/MHz. At a distance of 3 meters, the field strength limit in dBμV/m can be determined by adding a "conversion" factor of 95.2dB to the EIRP limit of -27dBm/MHz to obtain the limit for out of band spurious emissions.

Note 2: Measure Level (dB μ V/m) = Reading Level (dB μ V) + Factor (dB/m)

Factor (dB/m) = Cable Loss (dB) + Antenna Factor (dB/m) - Pre_Amplifier Gain (dB)

Test Site	WZ-AC2	Test Engineer	Dick Shen
Test Date	2023-08-01~2023-08-07	Test Mode	802.11ax-HE40 – Channel 54
Remark	1. Average measurement was not performed if peak level lower than average limit. 2. Other frequency was 20dB below limit line within 1-18GHz, there is not show in the report.		

Mark	Frequency (MHz)	Reading Level (dBμV)	Factor (dB/m)	Measure Level (dBμV/m)	Limit (dBμV/m)	Margin (dB/m)	Detector	Polarization
	8497.0	32.9	10.8	43.7	74.0	-30.3	Peak	Horizontal
*	10307.5	32.7	13.2	45.9	68.2	-22.3	Peak	Horizontal
	11965.0	32.6	16.5	49.2	74.0	-24.8	Peak	Horizontal
*	17141.5	31.5	22.8	54.3	68.2	-13.9	Peak	Horizontal
	8097.5	33.6	10.7	44.3	74.0	-29.7	Peak	Vertical
	12254.0	32.1	17.2	49.3	74.0	-24.7	Peak	Vertical
*	13945.5	32.1	17.7	49.8	68.2	-18.4	Peak	Vertical
*	17141.5	31.0	22.8	53.8	68.2	-14.4	Peak	Vertical

Note 1: "*" is not in restricted band, its limit is -27dBm/MHz. At a distance of 3 meters, the field strength limit in dBμV/m can be determined by adding a "conversion" factor of 95.2dB to the EIRP limit of -27dBm/MHz to obtain the limit for out of band spurious emissions.

Note 2: Measure Level (dB μ V/m) = Reading Level (dB μ V) + Factor (dB/m)

Factor (dB/m) = Cable Loss (dB) + Antenna Factor (dB/m) - Pre_Amplifier Gain (dB)

Test Site	WZ-AC2	Test Engineer	Dick Shen
Test Date	2023-08-01~2023-08-07	Test Mode	802.11ax-HE40 – Channel 62
Remark	1. Average measurement was not performed if peak level lower than average limit. 2. Other frequency was 20dB below limit line within 1-18GHz, there is not show in the report.		

Mark	Frequency (MHz)	Reading Level (dBμV)	Factor (dB/m)	Measure Level (dBμV/m)	Limit (dBμV/m)	Margin (dB/m)	Detector	Polarization
	8089.0	33.8	10.6	44.4	74.0	-29.6	Peak	Horizontal
*	10027.0	33.3	12.3	45.6	68.2	-22.6	Peak	Horizontal
	11472.0	32.1	15.7	47.7	74.0	-26.3	Peak	Horizontal
*	13733.0	29.9	17.5	47.4	68.2	-20.8	Peak	Horizontal
*	7766.0	33.6	10.5	44.0	68.2	-24.2	Peak	Vertical
	8446.0	33.1	10.9	44.0	74.0	-30.0	Peak	Vertical
*	10052.5	33.3	12.3	45.6	68.2	-22.6	Peak	Vertical
	11625.0	31.9	16.1	48.0	74.0	-26.0	Peak	Vertical

Note 1: "*" is not in restricted band, its limit is -27dBm/MHz. At a distance of 3 meters, the field strength limit in dBμV/m can be determined by adding a "conversion" factor of 95.2dB to the EIRP limit of -27dBm/MHz to obtain the limit for out of band spurious emissions.

Note 2: Measure Level (dB μ V/m) = Reading Level (dB μ V) + Factor (dB/m)

Factor (dB/m) = Cable Loss (dB) + Antenna Factor (dB/m) - Pre_Amplifier Gain (dB)

Test Site	WZ-AC2	Test Engineer	Dick Shen
Test Date	2023-08-01~2023-08-07	Test Mode	802.11ax-HE40 – Channel 102
Remark	1. Average measurement was not performed if peak level lower than average limit. 2. Other frequency was 20dB below limit line within 1-18GHz, there is not show in the report.		

Mark	Frequency (MHz)	Reading Level (dBμV)	Factor (dB/m)	Measure Level (dBμV/m)	Limit (dBμV/m)	Margin (dB/m)	Detector	Polarization
	8446.0	32.6	10.9	43.5	74.0	-30.5	Peak	Horizontal
	12288.0	31.4	17.4	48.8	74.0	-25.2	Peak	Horizontal
*	13784.0	32.3	17.5	49.8	68.2	-18.4	Peak	Horizontal
*	16589.0	31.3	22.1	53.5	68.2	-14.7	Peak	Horizontal
	8131.5	33.8	10.7	44.5	74.0	-29.5	Peak	Vertical
	11021.5	34.5	14.3	48.8	74.0	-25.2	Peak	Vertical
*	13639.5	31.3	17.8	49.1	68.2	-19.1	Peak	Vertical
*	17634.5	32.0	23.2	55.3	68.2	-12.9	Peak	Vertical

Note 1: "*" is not in restricted band, its limit is -27dBm/MHz. At a distance of 3 meters, the field strength limit in dBμV/m can be determined by adding a "conversion" factor of 95.2dB to the EIRP limit of -27dBm/MHz to obtain the limit for out of band spurious emissions.

Note 2: Measure Level (dB μ V/m) = Reading Level (dB μ V) + Factor (dB/m)

Factor (dB/m) = Cable Loss (dB) + Antenna Factor (dB/m) - Pre_Amplifier Gain (dB)

Test Site	WZ-AC2	Test Engineer	Dick Shen
Test Date	2023-08-01~2023-08-07	Test Mode	802.11ax-HE40 – Channel 110
Remark	1. Average measurement was not performed if peak level lower than average limit. 2. Other frequency was 20dB below limit line within 1-18GHz, there is not show in the report.		

Mark	Frequency (MHz)	Reading Level (dBμV)	Factor (dB/m)	Measure Level (dBμV/m)	Limit (dBμV/m)	Margin (dB/m)	Detector	Polarization
	9160.0	33.8	11.8	45.6	74.0	-28.4	Peak	Horizontal
*	9644.5	35.8	11.6	47.4	68.2	-20.8	Peak	Horizontal
	11098.0	34.2	14.9	49.1	74.0	-24.9	Peak	Horizontal
*	17141.5	31.1	22.8	53.9	68.2	-14.3	Peak	Horizontal
	8140.0	32.8	10.6	43.4	74.0	-30.6	Peak	Vertical
	11098.0	35.1	14.9	50.0	74.0	-24.0	Peak	Vertical
*	14362.0	32.3	17.7	50.0	68.2	-18.2	Peak	Vertical
*	17073.5	30.6	22.7	53.4	68.2	-14.8	Peak	Vertical

Note 1: "*" is not in restricted band, its limit is -27dBm/MHz. At a distance of 3 meters, the field strength limit in dBμV/m can be determined by adding a "conversion" factor of 95.2dB to the EIRP limit of -27dBm/MHz to obtain the limit for out of band spurious emissions.

Note 2: Measure Level (dB μ V/m) = Reading Level (dB μ V) + Factor (dB/m)

Factor (dB/m) = Cable Loss (dB) + Antenna Factor (dB/m) - Pre_Amplifier Gain (dB)

Test Site	WZ-AC2	Test Engineer	Dick Shen
Test Date	2023-08-01~2023-08-07	Test Mode	802.11ax-HE40 – Channel 134
Remark	1. Average measurement was not performed if peak level lower than average limit. 2. Other frequency was 20dB below limit line within 1-18GHz, there is not show in the report.		

Mark	Frequency (MHz)	Reading Level (dBμV)	Factor (dB/m)	Measure Level (dBμV/m)	Limit (dBμV/m)	Margin (dB/m)	Detector	Polarization
	7426.0	33.1	11.0	44.1	74.0	-29.9	Peak	Horizontal
*	9670.0	34.4	11.5	45.9	68.2	-22.3	Peak	Horizontal
	11565.5	32.5	16.1	48.5	74.0	-25.5	Peak	Horizontal
*	17141.5	32.1	22.8	54.9	68.2	-13.3	Peak	Horizontal
	8106.0	32.8	10.8	43.7	74.0	-30.3	Peak	Vertical
	11710.0	31.2	16.7	47.9	74.0	-26.1	Peak	Vertical
*	14192.0	32.9	17.4	50.3	68.2	-17.9	Peak	Vertical
*	16742.0	31.6	22.1	53.7	68.2	-14.5	Peak	Vertical

Note 1: "*" is not in restricted band, its limit is -27dBm/MHz. At a distance of 3 meters, the field strength limit in dBμV/m can be determined by adding a "conversion" factor of 95.2dB to the EIRP limit of -27dBm/MHz to obtain the limit for out of band spurious emissions.

Note 2: Measure Level (dB μ V/m) = Reading Level (dB μ V) + Factor (dB/m)

Factor (dB/m) = Cable Loss (dB) + Antenna Factor (dB/m) - Pre_Amplifier Gain (dB)

Test Site	WZ-AC2	Test Engineer	Dick Shen
Test Date	2023-08-01~2023-08-07	Test Mode	802.11ax-HE40 – Channel 142
Remark	1. Average measurement was not performed if peak level lower than average limit. 2. Other frequency was 20dB below limit line within 1-18GHz, there is not show in the report.		

Mark	Frequency (MHz)	Reading Level (dBμV)	Factor (dB/m)	Measure Level (dBμV/m)	Limit (dBμV/m)	Margin (dB/m)	Detector	Polarization
	7562.0	32.5	11.2	43.7	74.0	-30.3	Peak	Horizontal
*	10358.5	32.8	13.4	46.2	68.2	-22.0	Peak	Horizontal
	12186.0	31.8	17.2	49.0	74.0	-25.0	Peak	Horizontal
*	17107.5	32.0	22.2	54.2	68.2	-14.0	Peak	Horizontal
	8191.0	34.1	10.5	44.6	74.0	-29.4	Peak	Vertical
*	9712.5	33.8	11.6	45.3	68.2	-22.9	Peak	Vertical
	12313.5	31.9	17.3	49.2	74.0	-24.8	Peak	Vertical
*	16495.5	30.9	21.3	52.2	68.2	-16.0	Peak	Vertical

Note 1: "*" is not in restricted band, its limit is -27dBm/MHz. At a distance of 3 meters, the field strength limit in dBμV/m can be determined by adding a "conversion" factor of 95.2dB to the EIRP limit of -27dBm/MHz to obtain the limit for out of band spurious emissions.

Note 2: Measure Level (dB μ V/m) = Reading Level (dB μ V) + Factor (dB/m)

Factor (dB/m) = Cable Loss (dB) + Antenna Factor (dB/m) - Pre_Amplifier Gain (dB)

Test Site	WZ-AC2	Test Engineer	Dick Shen
Test Date	2023-08-01~2023-08-07	Test Mode	802.11ax-HE40 – Channel 151
Remark	1. Average measurement was not performed if peak level lower than average limit. 2. Other frequency was 20dB below limit line within 1-18GHz, there is not show in the report.		

Mark	Frequency (MHz)	Reading Level (dBμV)	Factor (dB/m)	Measure Level (dBμV/m)	Limit (dBμV/m)	Margin (dB/m)	Detector	Polarization
	8131.5	32.3	10.7	43.0	74.0	-31.0	Peak	Horizontal
*	10486.0	33.1	13.5	46.5	68.2	-21.7	Peak	Horizontal
	11642.0	31.9	16.5	48.4	74.0	-25.7	Peak	Horizontal
*	14268.5	32.7	17.2	49.9	68.2	-18.3	Peak	Horizontal
*	9644.5	34.4	11.6	46.0	68.2	-22.2	Peak	Vertical
	11506.0	33.7	15.6	49.3	74.0	-24.7	Peak	Vertical
	13384.5	31.6	17.9	49.5	74.0	-24.5	Peak	Vertical
*	16997.0	31.4	22.6	54.0	68.2	-14.2	Peak	Vertical

Note 1: "*" is not in restricted band, its limit is -27dBm/MHz. At a distance of 3 meters, the field strength limit in dBμV/m can be determined by adding a "conversion" factor of 95.2dB to the EIRP limit of -27dBm/MHz to obtain the limit for out of band spurious emissions.

Note 2: Measure Level (dB μ V/m) = Reading Level (dB μ V) + Factor (dB/m)

Factor (dB/m) = Cable Loss (dB) + Antenna Factor (dB/m) - Pre_Amplifier Gain (dB)

Test Site	WZ-AC2	Test Engineer	Dick Shen
Test Date	2023-08-01~2023-08-07	Test Mode	802.11ax-HE40 – Channel 159
Remark	1. Average measurement was not performed if peak level lower than average limit. 2. Other frequency was 20dB below limit line within 1-18GHz, there is not show in the report.		

Mark	Frequency (MHz)	Reading Level (dBμV)	Factor (dB/m)	Measure Level (dBμV/m)	Limit (dBμV/m)	Margin (dB/m)	Detector	Polarization
*	10367.0	32.5	13.3	45.8	68.2	-22.4	Peak	Horizontal
	11574.0	32.4	16.0	48.3	74.0	-25.7	Peak	Horizontal
	12305.0	31.5	17.5	49.0	74.0	-25.0	Peak	Horizontal
*	16861.0	32.1	22.2	54.3	68.2	-13.9	Peak	Horizontal
	7681.0	33.1	10.6	43.7	74.0	-30.3	Peak	Vertical
*	10112.0	33.4	12.5	45.9	68.2	-22.3	Peak	Vertical
	11565.5	35.7	16.1	51.8	74.0	-22.2	Peak	Vertical
	11565.5	27.4	16.1	43.4	54.0	-10.6	AV	Vertical
*	16512.5	31.9	21.4	53.3	68.2	-14.9	Peak	Vertical

Note 1: "*" is not in restricted band, its limit is -27dBm/MHz. At a distance of 3 meters, the field strength limit in dBμV/m can be determined by adding a "conversion" factor of 95.2dB to the EIRP limit of -27dBm/MHz to obtain the limit for out of band spurious emissions.

Note 2: Measure Level (dB μ V/m) = Reading Level (dB μ V) + Factor (dB/m)

Factor (dB/m) = Cable Loss (dB) + Antenna Factor (dB/m) - Pre_Amplifier Gain (dB)

Test Site	WZ-AC2	Test Engineer	Dick Shen
Test Date	2023-08-01~2023-08-07	Test Mode	802.11ax-HE80 – Channel 42
Remark	1. Average measurement was not performed if peak level lower than average limit. 2. Other frequency was 20dB below limit line within 1-18GHz, there is not show in the report.		

Mark	Frequency (MHz)	Reading Level (dBμV)	Factor (dB/m)	Measure Level (dBμV/m)	Limit (dBμV/m)	Margin (dB/m)	Detector	Polarization
	8097.5	33.4	10.7	44.1	74.0	-29.9	Peak	Horizontal
*	9976.0	33.2	12.1	45.4	68.2	-22.8	Peak	Horizontal
	11812.0	31.1	16.9	48.0	74.0	-26.0	Peak	Horizontal
*	16912.0	30.8	22.6	53.4	68.2	-14.8	Peak	Horizontal
	8480.0	33.3	10.9	44.2	74.0	-29.8	Peak	Vertical
*	10418.0	35.1	13.3	48.5	68.2	-19.7	Peak	Vertical
	12296.5	31.5	17.4	49.0	74.0	-25.0	Peak	Vertical
*	16546.5	32.2	21.5	53.7	68.2	-14.5	Peak	Vertical

Note 1: "*" is not in restricted band, its limit is -27dBm/MHz. At a distance of 3 meters, the field strength limit in dBμV/m can be determined by adding a "conversion" factor of 95.2dB to the EIRP limit of -27dBm/MHz to obtain the limit for out of band spurious emissions.

Note 2: Measure Level (dB μ V/m) = Reading Level (dB μ V) + Factor (dB/m)

Factor (dB/m) = Cable Loss (dB) + Antenna Factor (dB/m) - Pre_Amplifier Gain (dB)

Test Site	WZ-AC2	Test Engineer	Dick Shen
Test Date	2023-08-01~2023-08-07	Test Mode	802.11ax-HE80 – Channel 58
Remark	1. Average measurement was not performed if peak level lower than average limit. 2. Other frequency was 20dB below limit line within 1-18GHz, there is not show in the report.		

Mark	Frequency (MHz)	Reading Level (dBμV)	Factor (dB/m)	Measure Level (dBμV/m)	Limit (dBμV/m)	Margin (dB/m)	Detector	Polarization
	7638.5	33.1	10.9	44.0	74.0	-30.0	Peak	Horizontal
*	10222.5	33.6	12.7	46.3	68.2	-21.9	Peak	Horizontal
	11582.5	31.6	15.9	47.5	74.0	-26.5	Peak	Horizontal
*	13775.5	32.0	17.5	49.5	68.2	-18.7	Peak	Horizontal
	7477.0	32.9	11.3	44.2	74.0	-29.8	Peak	Vertical
*	9644.5	33.7	11.6	45.3	68.2	-22.9	Peak	Vertical
	12305.0	31.5	17.5	49.0	74.0	-25.0	Peak	Vertical
*	16784.5	31.8	21.9	53.7	68.2	-14.5	Peak	Vertical

Note 1: "*" is not in restricted band, its limit is -27dBm/MHz. At a distance of 3 meters, the field strength limit in dBμV/m can be determined by adding a "conversion" factor of 95.2dB to the EIRP limit of -27dBm/MHz to obtain the limit for out of band spurious emissions.

Note 2: Measure Level (dB μ V/m) = Reading Level (dB μ V) + Factor (dB/m)

Factor (dB/m) = Cable Loss (dB) + Antenna Factor (dB/m) - Pre_Amplifier Gain (dB)

Test Site	WZ-AC2	Test Engineer	Dick Shen
Test Date	2023-08-01~2023-08-07	Test Mode	802.11ax-HE80 – Channel 106
Remark	1. Average measurement was not performed if peak level lower than average limit. 2. Other frequency was 20dB below limit line within 1-18GHz, there is not show in the report.		

Mark	Frequency (MHz)	Reading Level (dBμV)	Factor (dB/m)	Measure Level (dBμV/m)	Limit (dBμV/m)	Margin (dB/m)	Detector	Polarization
	8123.0	33.6	10.8	44.4	74.0	-29.6	Peak	Horizontal
	12381.5	32.4	17.0	49.3	74.0	-24.7	Peak	Horizontal
*	13716.0	31.8	17.9	49.7	68.2	-18.5	Peak	Horizontal
*	17048.0	31.6	22.2	53.8	68.2	-14.4	Peak	Horizontal
	7366.5	32.8	10.8	43.5	74.0	-30.5	Peak	Vertical
*	9908.0	34.0	11.8	45.8	68.2	-22.4	Peak	Vertical
	11948.0	32.4	16.3	48.7	74.0	-25.3	Peak	Vertical
*	17311.5	31.9	22.2	54.1	68.2	-14.1	Peak	Vertical

Note 1: "*" is not in restricted band, its limit is -27dBm/MHz. At a distance of 3 meters, the field strength limit in dBμV/m can be determined by adding a "conversion" factor of 95.2dB to the EIRP limit of -27dBm/MHz to obtain the limit for out of band spurious emissions.

Note 2: Measure Level (dB μ V/m) = Reading Level (dB μ V) + Factor (dB/m)

Factor (dB/m) = Cable Loss (dB) + Antenna Factor (dB/m) - Pre_Amplifier Gain (dB)

Test Site	WZ-AC2	Test Engineer	Dick Shen
Test Date	2023-08-01~2023-08-07	Test Mode	802.11ax-HE80 – Channel 122
Remark	1. Average measurement was not performed if peak level lower than average limit. 2. Other frequency was 20dB below limit line within 1-18GHz, there is not show in the report.		

Mark	Frequency (MHz)	Reading Level (dBμV)	Factor (dB/m)	Measure Level (dBμV/m)	Limit (dBμV/m)	Margin (dB/m)	Detector	Polarization
	7545.0	32.3	11.3	43.5	74.0	-30.5	Peak	Horizontal
*	9823.0	34.3	11.6	45.9	68.2	-22.3	Peak	Horizontal
	11217.0	34.8	15.1	49.8	74.0	-24.2	Peak	Horizontal
*	16589.0	31.0	22.1	53.2	68.2	-15.0	Peak	Horizontal
	8429.0	33.6	10.8	44.4	74.0	-29.6	Peak	Vertical
*	9644.5	35.0	11.6	46.6	68.2	-21.6	Peak	Vertical
	11242.5	34.8	15.4	50.2	74.0	-23.8	Peak	Vertical
*	17133.0	31.8	22.6	54.3	68.2	-13.9	Peak	Vertical

Note 1: "*" is not in restricted band, its limit is -27dBm/MHz. At a distance of 3 meters, the field strength limit in dBμV/m can be determined by adding a "conversion" factor of 95.2dB to the EIRP limit of -27dBm/MHz to obtain the limit for out of band spurious emissions.

Note 2: Measure Level (dB μ V/m) = Reading Level (dB μ V) + Factor (dB/m)

Factor (dB/m) = Cable Loss (dB) + Antenna Factor (dB/m) - Pre_Amplifier Gain (dB)

Test Site	WZ-AC2	Test Engineer	Dick Shen
Test Date	2023-08-01~2023-08-07	Test Mode	802.11ax-HE80 – Channel 138
Remark	1. Average measurement was not performed if peak level lower than average limit. 2. Other frequency was 20dB below limit line within 1-18GHz, there is not show in the report.		

Mark	Frequency (MHz)	Reading Level (dBμV)	Factor (dB/m)	Measure Level (dBμV/m)	Limit (dBμV/m)	Margin (dB/m)	Detector	Polarization
	9092.0	32.9	11.8	44.7	74.0	-29.3	Peak	Horizontal
*	9899.5	33.5	11.8	45.2	68.2	-23.0	Peak	Horizontal
	12347.5	33.0	16.8	49.7	74.0	-24.3	Peak	Horizontal
*	17158.5	31.9	22.4	54.3	68.2	-13.9	Peak	Horizontal
	7519.5	32.6	11.0	43.6	74.0	-30.4	Peak	Vertical
*	9857.0	32.0	11.6	43.6	68.2	-24.6	Peak	Vertical
	11888.5	32.1	16.7	48.7	74.0	-25.3	Peak	Vertical
*	17141.5	31.1	22.8	53.9	68.2	-14.3	Peak	Vertical

Note 1: "*" is not in restricted band, its limit is -27dBm/MHz. At a distance of 3 meters, the field strength limit in dBμV/m can be determined by adding a "conversion" factor of 95.2dB to the EIRP limit of -27dBm/MHz to obtain the limit for out of band spurious emissions.

Note 2: Measure Level (dB μ V/m) = Reading Level (dB μ V) + Factor (dB/m)

Factor (dB/m) = Cable Loss (dB) + Antenna Factor (dB/m) - Pre_Amplifier Gain (dB)

Test Site	WZ-AC2	Test Engineer	Dick Shen
Test Date	2023-08-01~2023-08-07	Test Mode	802.11ax-HE80 – Channel 155
Remark	1. Average measurement was not performed if peak level lower than average limit. 2. Other frequency was 20dB below limit line within 1-18GHz, there is not show in the report.		

Mark	Frequency (MHz)	Reading Level (dBμV)	Factor (dB/m)	Measure Level (dBμV/m)	Limit (dBμV/m)	Margin (dB/m)	Detector	Polarization
	8191.0	33.4	10.5	43.9	74.0	-30.1	Peak	Horizontal
*	9738.0	33.4	11.5	44.9	68.2	-23.3	Peak	Horizontal
	10732.5	32.9	14.1	47.0	74.0	-27.0	Peak	Horizontal
*	17133.0	31.4	22.6	54.0	68.2	-14.2	Peak	Horizontal
	8097.5	33.0	10.7	43.7	74.0	-30.3	Peak	Vertical
*	9644.5	33.9	11.6	45.5	68.2	-22.7	Peak	Vertical
	11548.5	33.6	16.0	49.6	74.0	-24.4	Peak	Vertical
*	17099.0	31.3	22.4	53.7	68.2	-14.5	Peak	Vertical

Note 1: "*" is not in restricted band, its limit is -27dBm/MHz. At a distance of 3 meters, the field strength limit in dBμV/m can be determined by adding a "conversion" factor of 95.2dB to the EIRP limit of -27dBm/MHz to obtain the limit for out of band spurious emissions.

Note 2: Measure Level (dB μ V/m) = Reading Level (dB μ V) + Factor (dB/m)

Factor (dB/m) = Cable Loss (dB) + Antenna Factor (dB/m) - Pre_Amplifier Gain (dB)

The Result of Radiated Emission below 1GHz:

Site: WZ-AC1	Test Date: 2023-08-23
Limit: FCC_Part 15.209_RSE(3m)	Engineer: Carl Jiang
Probe: FMZB1519_0.009-30MHz	Polarity: Coaxial
EUT: ACCESS POINT	Power: AC 120V/60Hz
Test Mode: Transmit by 802.11ac-VHT20 at 5745MHz	

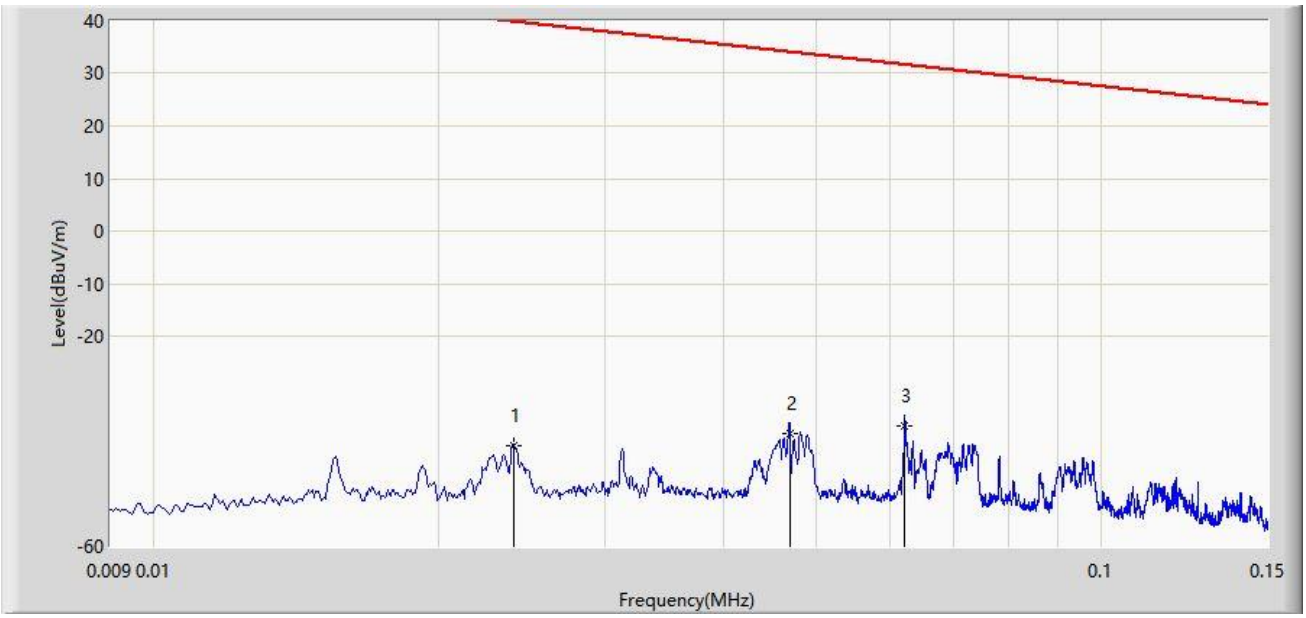

No	Mark	Frequency (MHz)	Measure Level (dBμV/m)	Reading Level (dBμV)	Margin (dB)	Limit (dBμV/m)	Factor (dB/m)	Type
1		0.024	-40.749	19.589	-80.734	39.985	-60.476	PK
2		0.047	-38.674	25.817	-72.825	34.151	-62.325	PK
3	*	0.062	-37.081	27.443	-68.827	31.746	-62.475	PK

Note 1: " * ", means this data is the worst emission level.

Note 2: Measure Level (dBμV/m) = Reading Level (dBμV) + Factor (dB/m).

Note 3: Factor (dB/m) = Cable Loss (dB) + Antenna Factor (dB/m).

Note 4: Quasi-Peak measurement was not performed when peak measure level was lower than the quasi-peak limit.

Site: WZ-AC1	Test Date: 2023-08-23
Limit: FCC_Part 15.209_RSE(3m)	Engineer: Carl Jiang
Probe: FMZB1519_0.009-30MHz	Polarity: Coaxial
EUT: ACCESS POINT	Power: AC 120V/60Hz
Test Mode: Transmit by 802.11ac-VHT20 at 5745MHz	

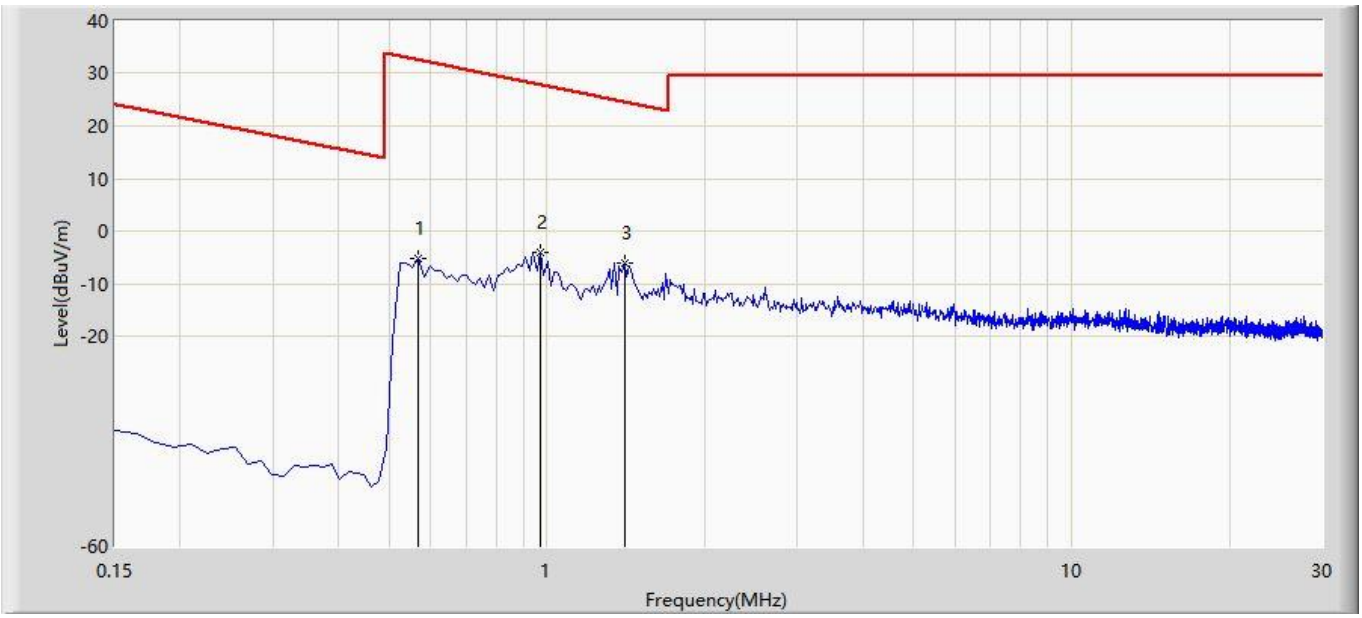

No	Mark	Frequency (MHz)	Measure Level (dBμV/m)	Reading Level (dBμV)	Margin (dB)	Limit (dBμV/m)	Factor (dB/m)	Type
1		0.568	-5.260	17.139	-37.781	32.521	-22.375	PK
2		0.971	-4.169	18.170	-32.045	27.876	-22.303	PK
3	*	1.404	-6.091	16.299	-30.773	24.682	-22.335	PK

Note 1: " * ", means this data is the worst emission level.

Note 2: Measure Level (dBμV/m) = Reading Level (dBμV) + Factor (dB/m).

Note 3: Factor (dB/m) = Cable Loss (dB) + Antenna Factor (dB/m).

Note 4: Quasi-Peak measurement was not performed when peak measure level was lower than the quasi-peak limit.

Site: WZ-AC1	Test Date: 2023-08-23
Limit: FCC_Part 15.209_RSE(3m)	Engineer: Carl Jiang
Probe: FMZB1519_0.009-30MHz	Polarity: Coplanar
EUT: ACCESS POINT	Power: AC 120V/60Hz
Test Mode: Transmit by 802.11ac-VHT20 at 5745MHz	

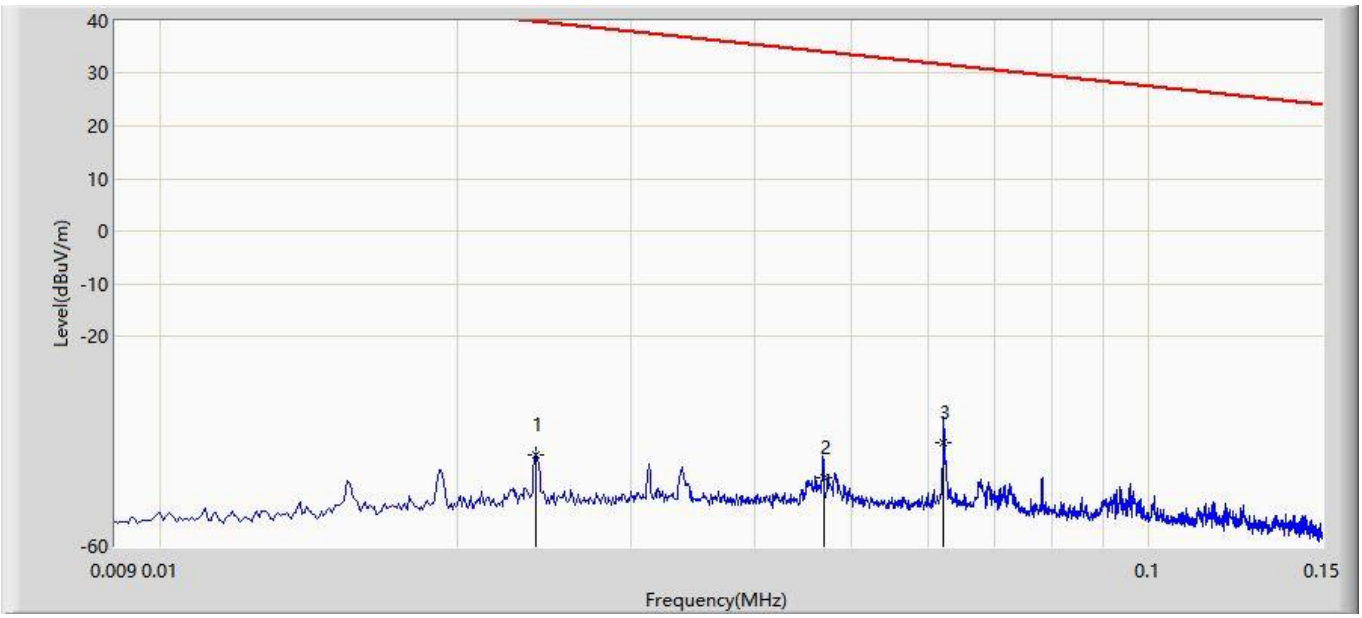

No	Mark	Frequency (MHz)	Measure Level (dBμV/m)	Reading Level (dBμV)	Margin (dB)	Limit (dBμV/m)	Factor (dB/m)	Type
1		0.024	-42.567	18.108	-82.552	39.985	-60.476	PK
2		0.047	-46.852	19.433	-81.003	34.151	-62.325	PK
3	*	0.062	-40.193	27.256	-71.939	31.746	-62.475	PK

Note 1: " * ", means this data is the worst emission level.

Note 2: Measure Level (dBμV/m) = Reading Level (dBμV) + Factor (dB/m).

Note 3: Factor (dB/m) = Cable Loss (dB) + Antenna Factor (dB/m).

Note 4: Quasi-Peak measurement was not performed when peak measure level was lower than the quasi-peak limit.

Site: WZ-AC1	Test Date: 2023-08-23
Limit: FCC_Part 15.209_RSE(3m)	Engineer: Carl Jiang
Probe: FMZB1519_0.009-30MHz	Polarity: Coplanar
EUT: ACCESS POINT	Power: AC 120V/60Hz
Test Mode: Transmit by 802.11ac-VHT20 at 5745MHz	

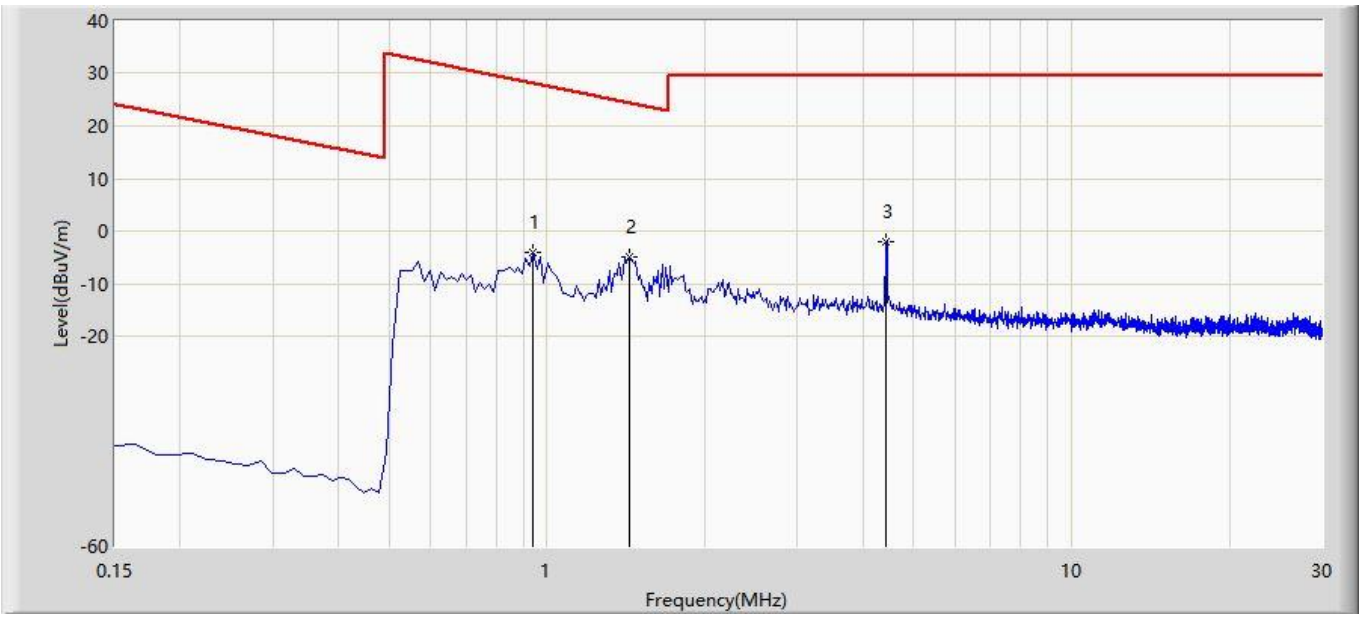

No	Mark	Frequency (MHz)	Measure Level (dBμV/m)	Reading Level (dBμV)	Margin (dB)	Limit (dBμV/m)	Factor (dB/m)	Type
1		0.941	-4.196	18.112	-32.344	28.148	-22.303	PK
2	*	1.434	-5.035	17.320	-29.534	24.499	-22.339	PK
3		4.433	-2.127	20.260	-31.627	29.500	-22.285	PK

Note 1: " * ", means this data is the worst emission level.

Note 2: Measure Level (dBμV/m) = Reading Level (dBμV) + Factor (dB/m).

Note 3: Factor (dB/m) = Cable Loss (dB) + Antenna Factor (dB/m).

Note 4: Quasi-Peak measurement was not performed when peak measure level was lower than the quasi-peak limit.

Site: WZ-AC1	Test Date: 2023-08-22
Limit: FCC_Part 15.209_RSE(3m)	Engineer: Carl Jiang
Probe: VULB 9168_25-2000MHz	Polarity: Horizontal
EUT: ACCESS POINT	Power: AC 120V/60Hz
Test Mode: Transmit by 802.11ac-VHT20 at 5745MHz	

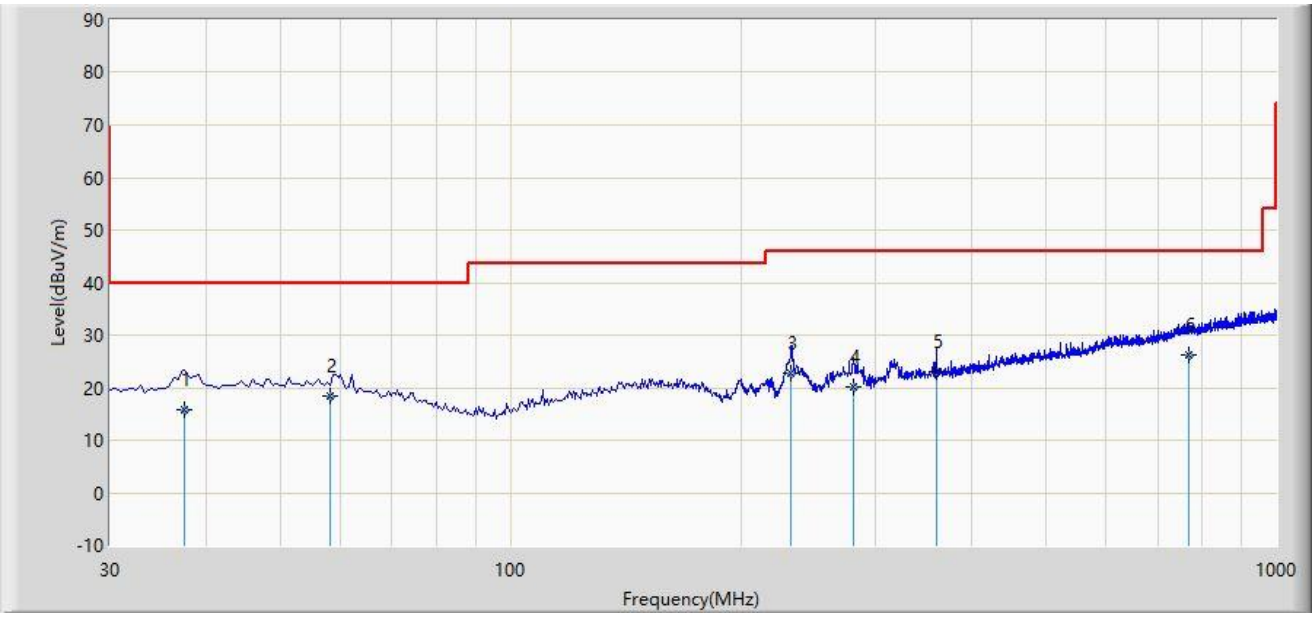

No	Mark	Frequency (MHz)	Measure Level (dBμV/m)	Reading Level (dBμV)	Margin (dB)	Limit (dBμV/m)	Factor (dB/m)	Type
1		37.450	15.851	-1.890	-24.149	40.000	17.741	QP
2		58.230	18.267	0.120	-21.733	40.000	18.147	QP
3		232.700	22.873	7.480	-23.127	46.000	15.392	QP
4		280.230	20.259	2.140	-25.741	46.000	18.119	QP
5		359.360	22.957	3.120	-23.043	46.000	19.837	QP
6	*	769.240	26.252	-1.870	-19.748	46.000	28.122	QP

Note 1: " * ", means this data is the worst emission level.

Note 2: Measure Level (dBμV/m) = Reading Level (dBμV) + Factor (dB/m).

Note 3: Factor (dB/m) = Cable Loss (dB) + Antenna Factor (dB/m).

Note 4: The amplitude of radiated emissions (frequency range from 9kHz to 30MHz and 18GHz to 40GHz) is that proximity to ambient noise, which also are attenuated more than 20 dB below the permissible value. Therefore, the data is not presented in the report.

Site: WZ-AC1	Test Date: 2023-08-22
Limit: FCC_Part 15.209_RSE(3m)	Engineer: Carl Jiang
Probe: VULB 9168_25-2000MHz	Polarity: Vertical
EUT: ACCESS POINT	Power: AC 120V/60Hz
Test Mode: Transmit by 802.11ac-VHT20 at 5745MHz	

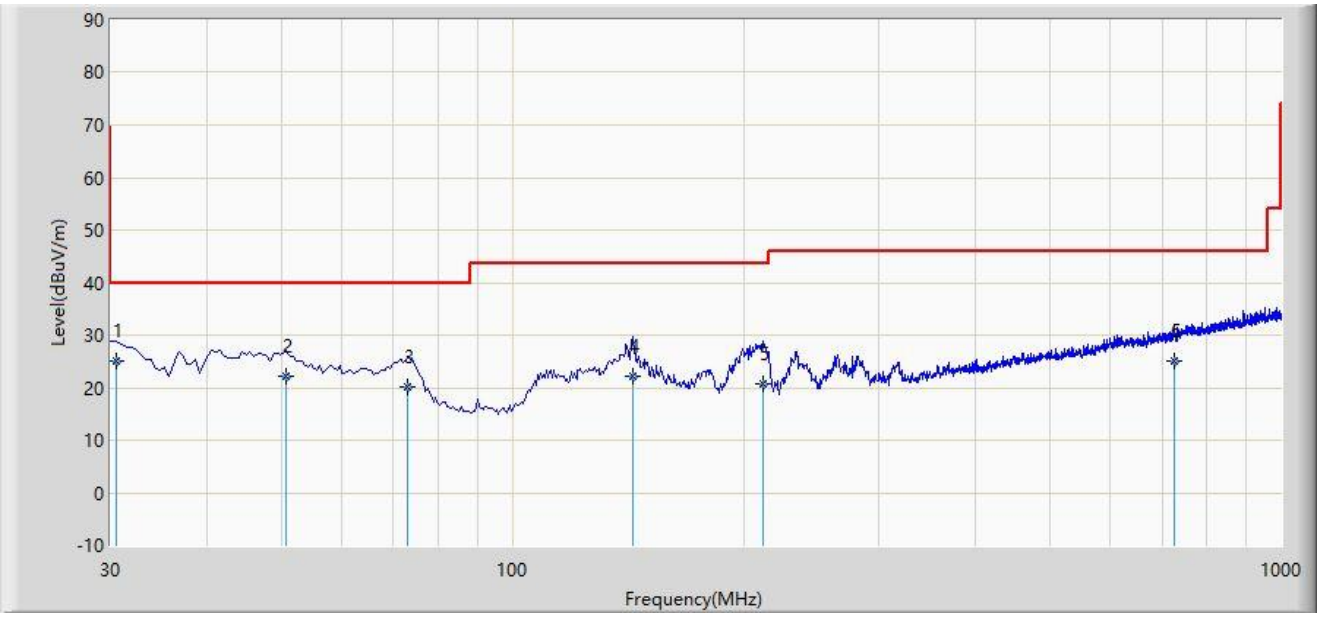

No	Mark	Frequency (MHz)	Measure Level (dBμV/m)	Reading Level (dBμV)	Margin (dB)	Limit (dBμV/m)	Factor (dB/m)	Type
1	*	30.480	24.977	7.560	-15.023	40.000	17.417	QP
2		50.840	22.164	3.580	-17.836	40.000	18.583	QP
3		73.150	20.068	4.250	-19.932	40.000	15.818	QP
4		143.560	22.091	4.150	-21.409	43.500	17.941	QP
5		212.360	20.588	5.690	-22.912	43.500	14.898	QP
6		726.360	25.099	-2.140	-20.901	46.000	27.240	QP

Note 1: " * ", means this data is the worst emission level.

Note 2: Measure Level (dBμV/m) = Reading Level (dBμV) + Factor (dB/m).

Note 3: Factor (dB/m) = Cable Loss (dB) + Antenna Factor (dB/m).

Note 4: The amplitude of radiated emissions (frequency range from 9kHz to 30MHz and 18GHz to 40GHz) is that proximity to ambient noise, which also are attenuated more than 20 dB below the permissible value. Therefore, the data is not presented in the report.

Site: WZ-AC2	Test Date: 2023-08-24
Limit: FCC_Part 15.209_RSE(3m)	Engineer: Dick Shen
Probe: BBHA9170_993_18-40GHz	Polarity: Horizontal
EUT: ACCESS POINT	Power: AC 120V/60Hz
Test Mode: Transmit by 802.11ac-VHT20 at 5745MHz	

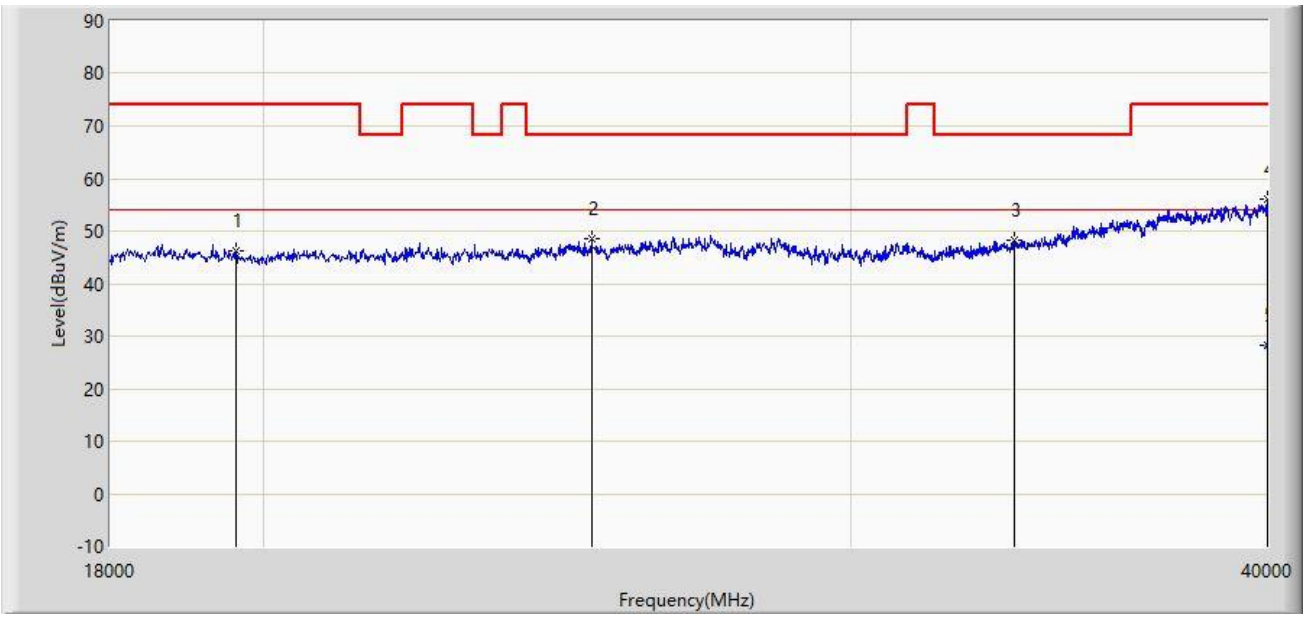

No	Mark	Frequency (MHz)	Measure Level (dBμV/m)	Reading Level (dBμV)	Margin (dB)	Limit (dBμV/m)	Factor (dB/m)	Type
1		19639.000	46.163	56.893	-27.837	74.000	-10.730	PK
2		25095.000	48.665	55.215	-19.535	68.200	-6.551	PK
3		33587.000	48.126	55.811	-20.074	68.200	-7.684	PK
4	*	39989.000	56.060	56.207	-17.940	74.000	-0.146	PK
5		39989.000	28.353	28.500	-25.647	54.000	-0.146	AV

Note 1: " * ", means this data is the worst emission level.

Note 2: Measure Level (dBμV/m) = Reading Level (dBμV) + Factor (dB/m).

Note 3: Factor (dB/m) = Cable Loss (dB) + Antenna Factor (dB/m) - Pre_Amplifier Gain (dB).

Note 4: Average measurement was not performed when peak measure level was lower than the average limit.

Site: WZ-AC2	Test Date: 2023-08-24
Limit: FCC_Part 15.209_RSE(3m)	Engineer: Dick Shen
Probe: BBHA9170_993_18-40GHz	Polarity: Vertical
EUT: ACCESS POINT	Power: AC 120V/60Hz
Test Mode: Transmit by 802.11ac-VHT20 at 5745MHz	

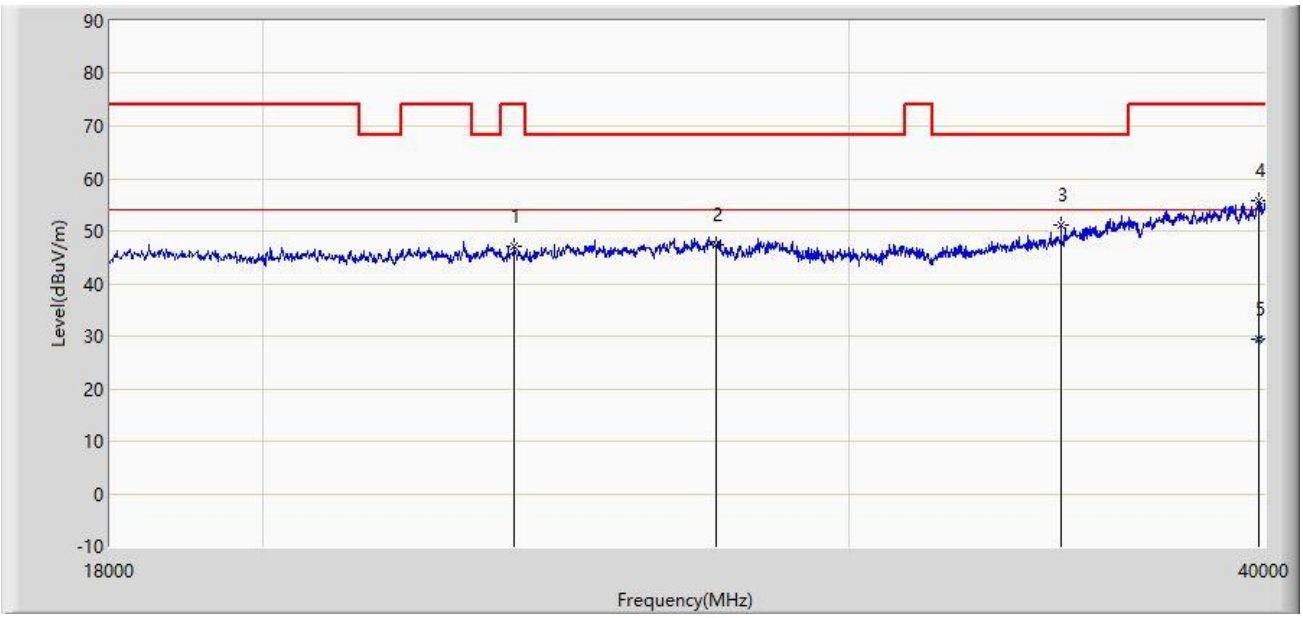

No	Mark	Frequency (MHz)	Measure Level (dBµV/m)	Reading Level (dBµV)	Margin (dB)	Limit (dBµV/m)	Factor (dB/m)	Type
1		23808.000	47.066	54.081	-26.934	74.000	-7.015	PK
2		27372.000	47.356	53.901	-20.844	68.200	-6.545	PK
3	*	34753.000	51.028	57.839	-17.172	68.200	-6.812	PK
4		39824.000	55.756	55.851	-18.244	74.000	-0.095	PK
5		39824.000	29.405	29.500	-24.595	54.000	-0.095	AV

Note 1: " * ", means this data is the worst emission level.

Note 2: Measure Level (dBµV/m) = Reading Level (dBµV) + Factor (dB/m).

Note 3: Factor (dB/m) = Cable Loss (dB) + Antenna Factor (dB/m) - Pre_Amplifier Gain (dB).

Note 4: Average measurement was not performed when peak measure level was lower than the average limit.

A.8 Radiated Restricted Band Edge Test Result

AP-ANT-311

Site: WZ-AC1	Test Date: 2023-07-25
Limit: FCC_5G_RE(3m)	Engineer: Ajin Fan
Probe: BBHA9120D_1167_1-18GHz	Polarity: Horizontal
EUT: ACCESS POINT	Power: AC 120V/60Hz
Test Mode: Transmit by 802.11a at 5180MHz	

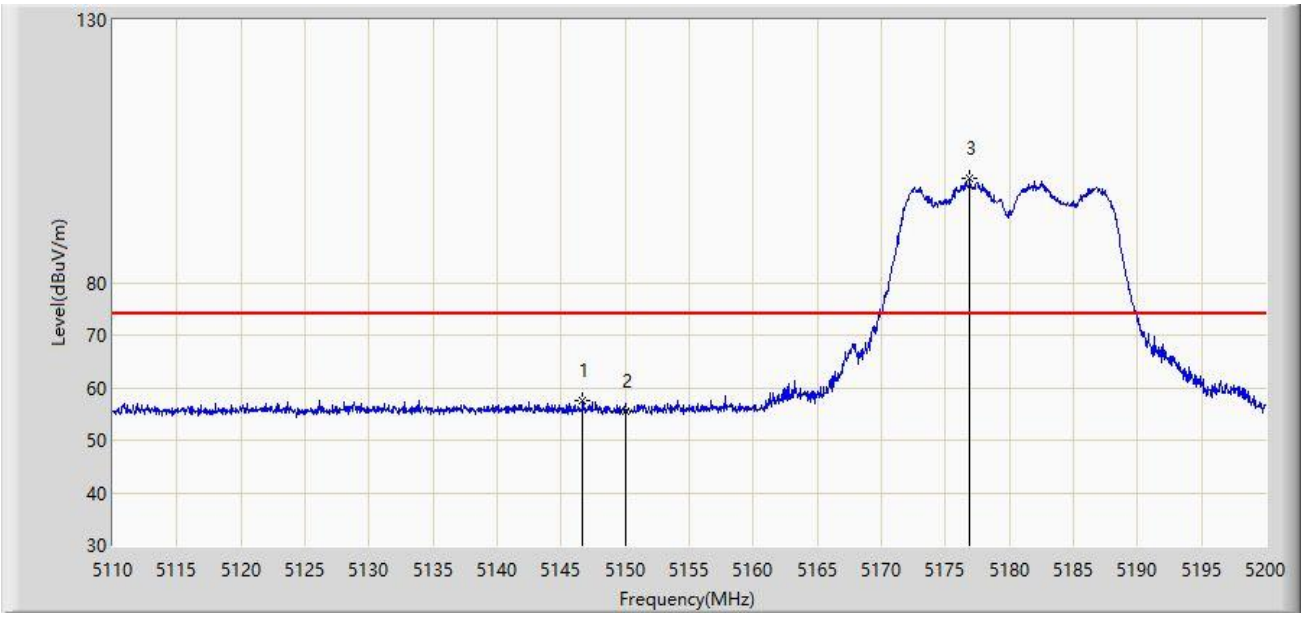

No	Mark	Frequency (MHz)	Measure Level (dBμV/m)	Reading Level (dBμV)	Margin (dB)	Limit (dBμV/m)	Factor (dB/m)	Type
1	*	5146.675	57.603	53.825	-16.397	74.000	3.779	PK
2		5150.000	55.539	51.767	-18.461	74.000	3.773	PK
3		5176.870	99.956	96.395	N/A	N/A	3.561	PK

Note 1: " * ", means this data is the worst emission level.

Note 2: Measure Level (dBμV/m) = Reading Level (dBμV) + Factor (dB/m).

Note 3: Factor (dB/m) = Cable Loss (dB) + Antenna Factor (dB/m) - Pre_Amplifier Gain (dB).

Site: WZ-AC1	Test Date: 2023-07-25
Limit: FCC_5G_RE(3m)	Engineer: Ajin Fan
Probe: BBHA9120D_1167_1-18GHz	Polarity: Horizontal
EUT: ACCESS POINT	Power: AC 120V/60Hz
Test Mode: Transmit by 802.11a at 5180MHz	

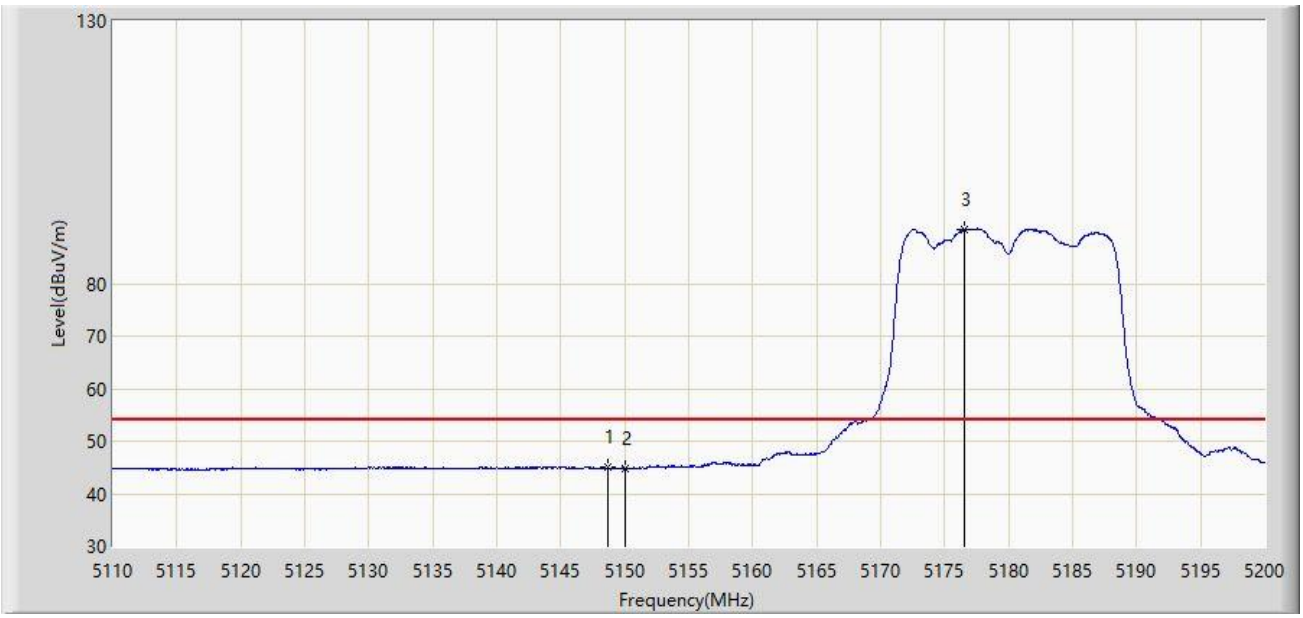

No	Mark	Frequency (MHz)	Measure Level (dBμV/m)	Reading Level (dBμV)	Margin (dB)	Limit (dBμV/m)	Factor (dB/m)	Type
1	*	5148.655	45.057	41.285	-8.943	54.000	3.772	AV
2		5150.000	44.773	41.001	-9.227	54.000	3.773	AV
3		5176.510	90.353	86.789	N/A	N/A	3.565	AV

Note 1: " * ", means this data is the worst emission level.

Note 2: Measure Level (dBμV/m) = Reading Level (dBμV) + Factor (dB/m).

Note 3: Factor (dB/m) = Cable Loss (dB) + Antenna Factor (dB/m) - Pre_Amplifier Gain (dB).

Site: WZ-AC1	Test Date: 2023-07-25
Limit: FCC_5G_RE(3m)	Engineer: Ajin Fan
Probe: BBHA9120D_1167_1-18GHz	Polarity: Vertical
EUT: ACCESS POINT	Power: AC 120V/60Hz
Test Mode: Transmit by 802.11a at 5180MHz	

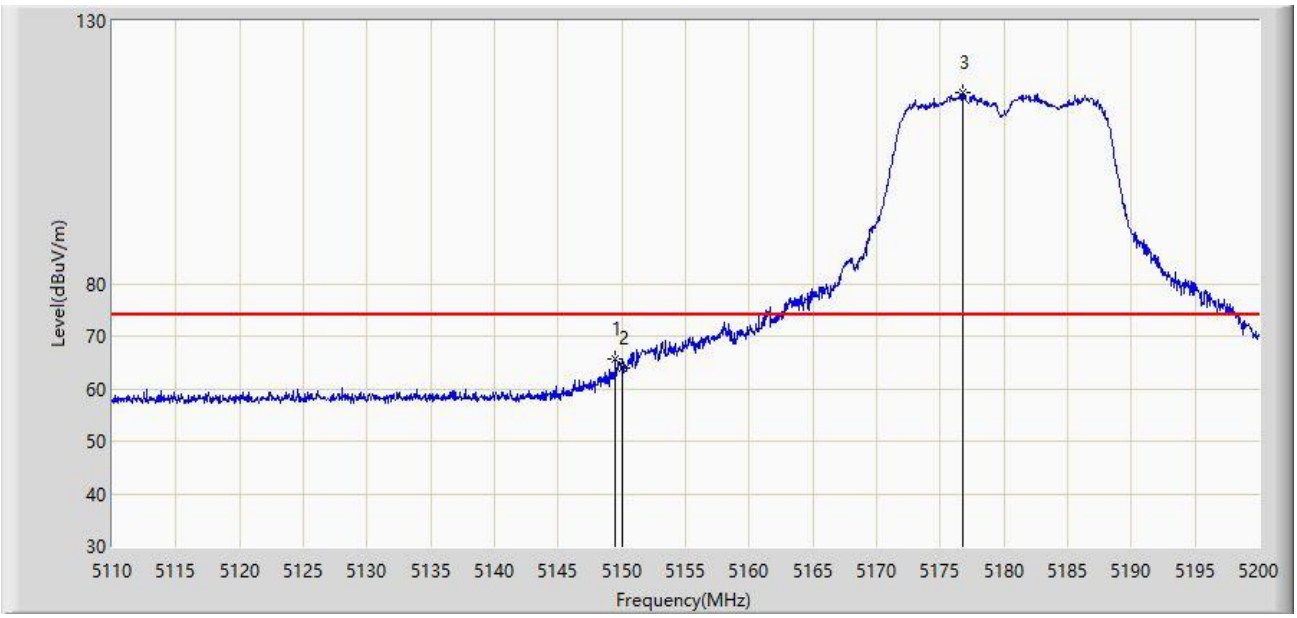

No	Mark	Frequency (MHz)	Measure Level (dBµV/m)	Reading Level (dBµV)	Margin (dB)	Limit (dBµV/m)	Factor (dB/m)	Type
1	*	5149.465	65.702	61.930	-8.298	74.000	3.772	PK
2		5150.000	63.999	60.227	-10.001	74.000	3.773	PK
3		5176.735	116.373	112.811	N/A	N/A	3.562	PK

Note 1: " * ", means this data is the worst emission level.

Note 2: Measure Level (dBµV/m) = Reading Level (dBµV) + Factor (dB/m).

Note 3: Factor (dB/m) = Cable Loss (dB) + Antenna Factor (dB/m) - Pre_Amplifier Gain (dB).

Site: WZ-AC1	Test Date: 2023-07-25
Limit: FCC_5G_RE(3m)	Engineer: Ajin Fan
Probe: BBHA9120D_1167_1-18GHz	Polarity: Vertical
EUT: ACCESS POINT	Power: AC 120V/60Hz
Test Mode: Transmit by 802.11a at 5180MHz	

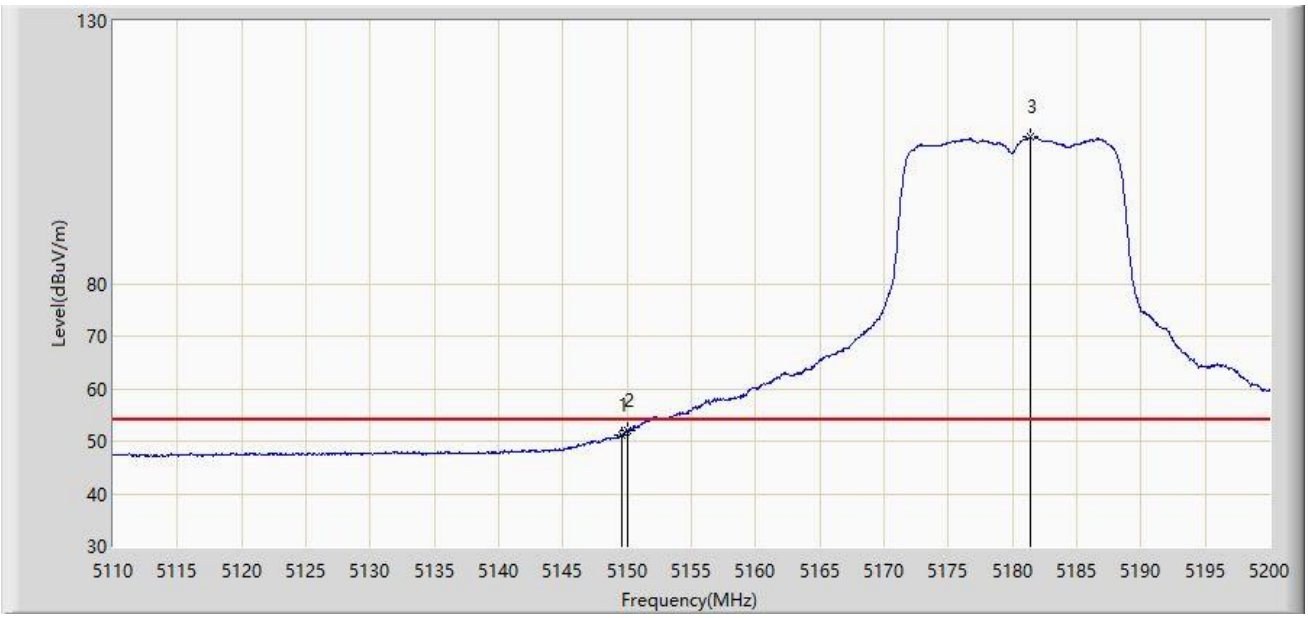

No	Mark	Frequency (MHz)	Measure Level (dBμV/m)	Reading Level (dBμV)	Margin (dB)	Limit (dBμV/m)	Factor (dB/m)	Type
1		5149.555	51.149	47.377	-2.851	54.000	3.772	AV
2	*	5150.000	51.992	48.220	-2.008	54.000	3.773	AV
3		5181.370	107.965	104.447	N/A	N/A	3.519	AV

Note 1: " * ", means this data is the worst emission level.

Note 2: Measure Level (dBμV/m) = Reading Level (dBμV) + Factor (dB/m).

Note 3: Factor (dB/m) = Cable Loss (dB) + Antenna Factor (dB/m) - Pre_Amplifier Gain (dB).

Site: WZ-AC1	Test Date: 2023-07-25
Limit: FCC_5G_RE(3m)	Engineer: Ajin Fan
Probe: BBHA9120D_1167_1-18GHz	Polarity: Horizontal
EUT: ACCESS POINT	Power: AC 120V/60Hz
Test Mode: Transmit by 802.11a at 5320MHz	

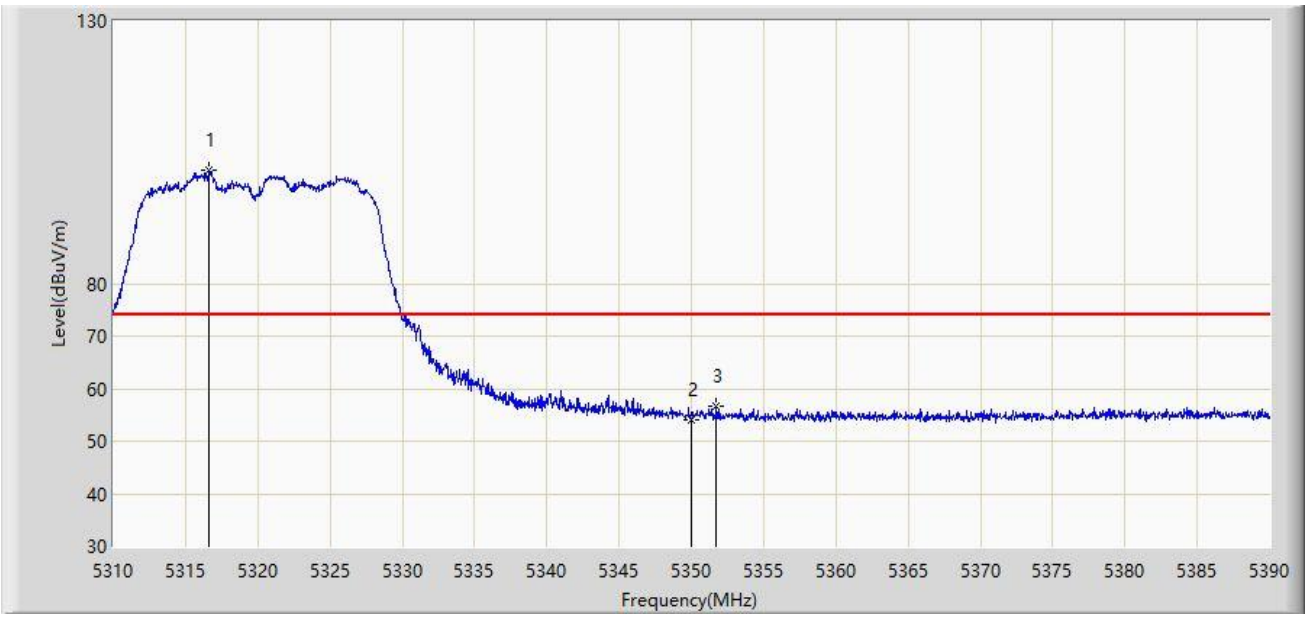

No	Mark	Frequency (MHz)	Measure Level (dBμV/m)	Reading Level (dBμV)	Margin (dB)	Limit (dBμV/m)	Factor (dB/m)	Type
1		5316.640	101.571	97.945	N/A	N/A	3.626	PK
2		5350.000	54.034	50.506	-19.966	74.000	3.527	PK
3	*	5351.720	56.551	53.033	-17.449	74.000	3.517	PK

Note 1: " * ", means this data is the worst emission level.

Note 2: Measure Level (dBμV/m) = Reading Level (dBμV) + Factor (dB/m).

Note 3: Factor (dB/m) = Cable Loss (dB) + Antenna Factor (dB/m) - Pre_Amplifier Gain (dB).

Site: WZ-AC1	Test Date: 2023-07-25
Limit: FCC_5G_RE(3m)	Engineer: Ajin Fan
Probe: BBHA9120D_1167_1-18GHz	Polarity: Horizontal
EUT: ACCESS POINT	Power: AC 120V/60Hz
Test Mode: Transmit by 802.11a at 5320MHz	

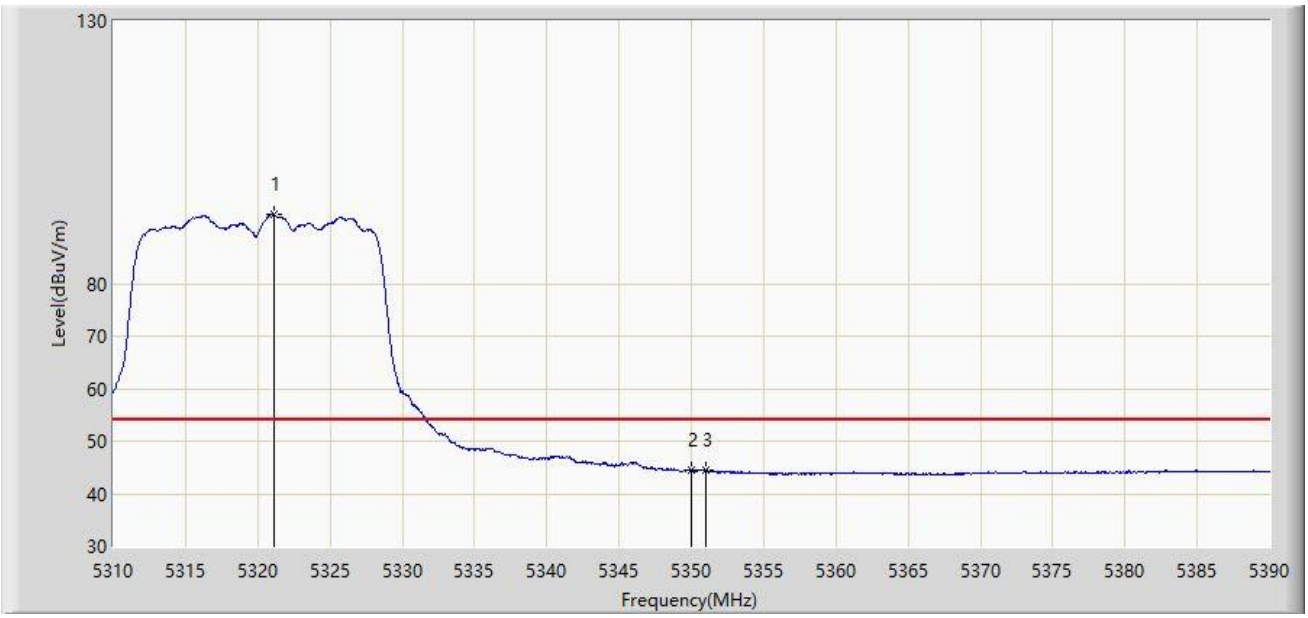

No	Mark	Frequency (MHz)	Measure Level (dBμV/m)	Reading Level (dBμV)	Margin (dB)	Limit (dBμV/m)	Factor (dB/m)	Type
1		5321.080	93.232	89.614	N/A	N/A	3.618	AV
2		5350.000	44.474	40.946	-9.526	54.000	3.527	AV
3	*	5351.040	44.517	40.995	-9.483	54.000	3.522	AV

Note 1: " * ", means this data is the worst emission level.

Note 2: Measure Level (dBμV/m) = Reading Level (dBμV) + Factor (dB/m).

Note 3: Factor (dB/m) = Cable Loss (dB) + Antenna Factor (dB/m) - Pre_Amplifier Gain (dB).

Site: WZ-AC1	Test Date: 2023-07-25
Limit: FCC_5G_RE(3m)	Engineer: Ajin Fan
Probe: BBHA9120D_1167_1-18GHz	Polarity: Vertical
EUT: ACCESS POINT	Power: AC 120V/60Hz
Test Mode: Transmit by 802.11a at 5320MHz	

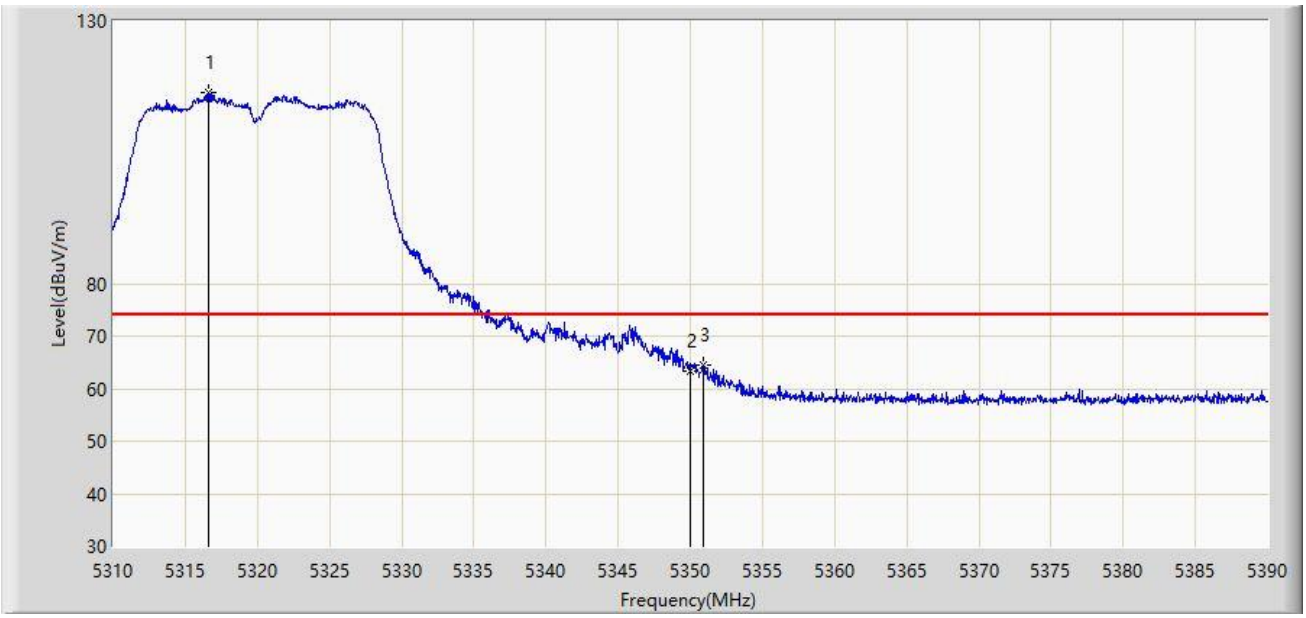

No	Mark	Frequency (MHz)	Measure Level (dBμV/m)	Reading Level (dBμV)	Margin (dB)	Limit (dBμV/m)	Factor (dB/m)	Type
1		5316.600	116.277	112.651	N/A	N/A	3.626	PK
2		5350.000	63.361	59.833	-10.639	74.000	3.527	PK
3	*	5350.880	64.441	60.918	-9.559	74.000	3.523	PK

Note 1: " * ", means this data is the worst emission level.

Note 2: Measure Level (dBμV/m) = Reading Level (dBμV) + Factor (dB/m).

Note 3: Factor (dB/m) = Cable Loss (dB) + Antenna Factor (dB/m) - Pre_Amplifier Gain (dB).

Site: WZ-AC1	Test Date: 2023-07-25
Limit: FCC_5G_RE(3m)	Engineer: Ajin Fan
Probe: BBHA9120D_1167_1-18GHz	Polarity: Vertical
EUT: ACCESS POINT	Power: AC 120V/60Hz
Test Mode: Transmit by 802.11a at 5320MHz	

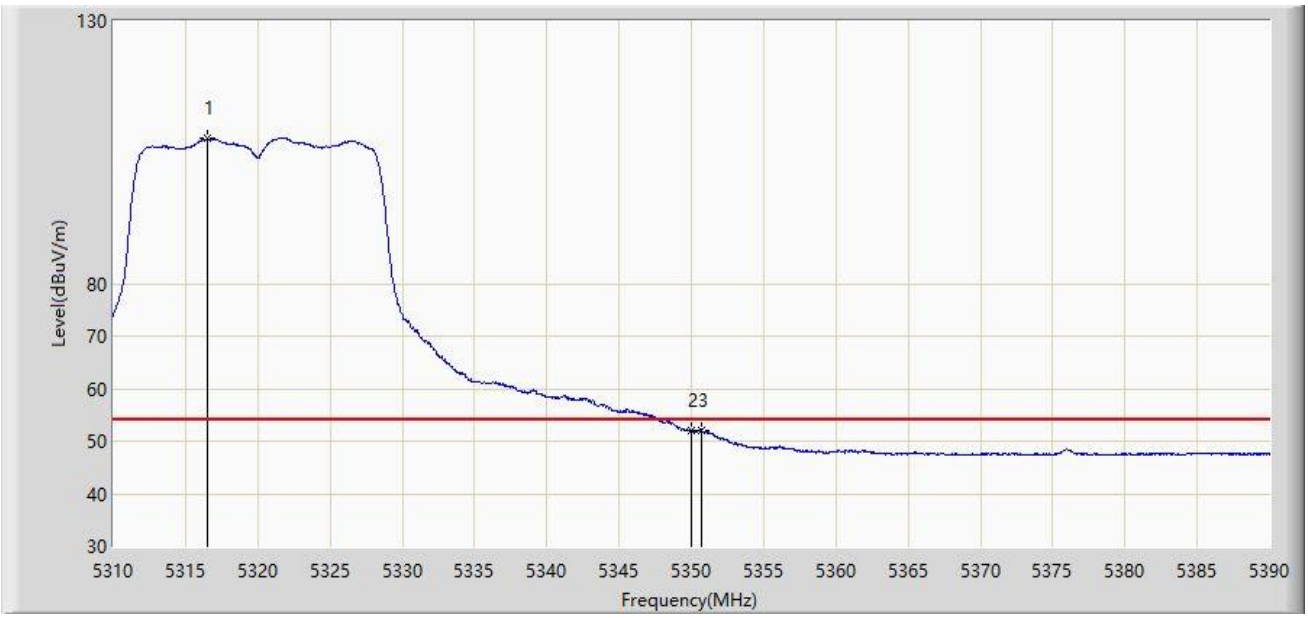

No	Mark	Frequency (MHz)	Measure Level (dBμV/m)	Reading Level (dBμV)	Margin (dB)	Limit (dBμV/m)	Factor (dB/m)	Type
1		5316.560	107.600	103.974	N/A	N/A	3.626	AV
2		5350.000	51.885	48.357	-2.115	54.000	3.527	AV
3	*	5350.720	52.098	48.574	-1.902	54.000	3.524	AV

Note 1: " * ", means this data is the worst emission level.

Note 2: Measure Level (dBμV/m) = Reading Level (dBμV) + Factor (dB/m).

Note 3: Factor (dB/m) = Cable Loss (dB) + Antenna Factor (dB/m) - Pre_Amplifier Gain (dB).

Site: WZ-AC1	Test Date: 2023-07-25
Limit: FCC_5G_RE(3m)	Engineer: Ajin Fan
Probe: BBHA9120D_1167_1-18GHz	Polarity: Horizontal
EUT: ACCESS POINT	Power: AC 120V/60Hz
Test Mode: Transmit by 802.11a at 5500MHz	

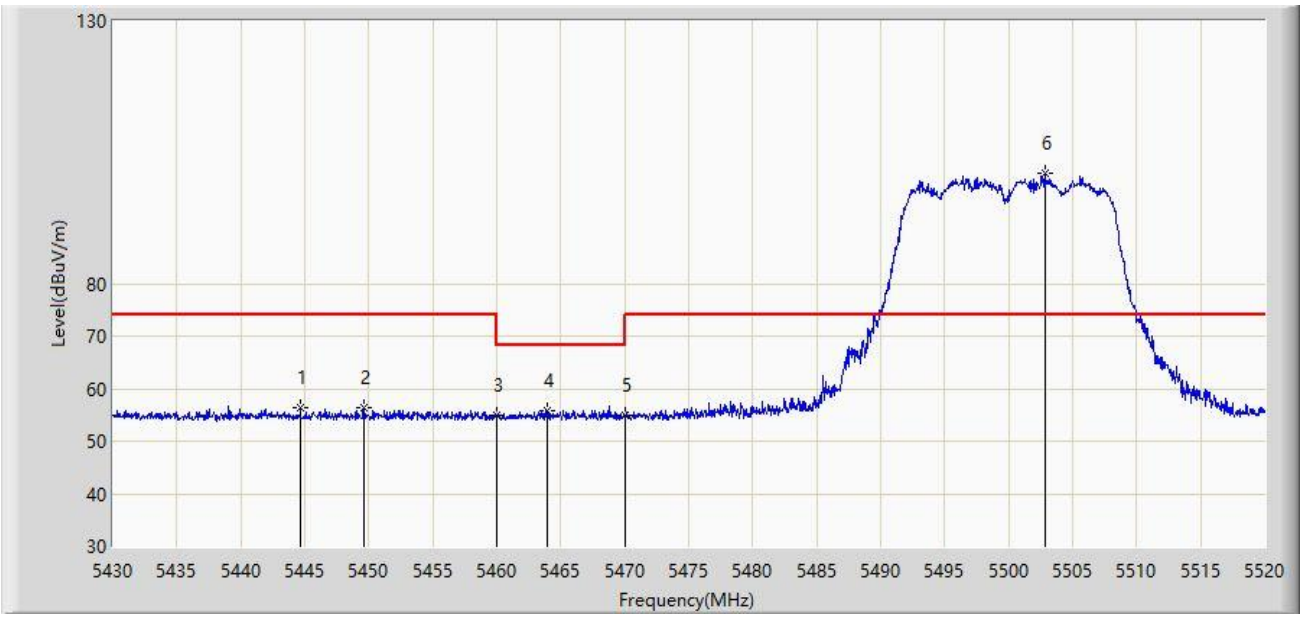

No	Mark	Frequency (MHz)	Measure Level (dBµV/m)	Reading Level (dBµV)	Margin (dB)	Limit (dBµV/m)	Factor (dB/m)	Type
1		5444.670	56.235	52.536	-17.765	74.000	3.700	PK
2		5449.575	56.433	52.735	-17.567	74.000	3.698	PK
3		5460.000	54.860	51.122	-19.140	74.000	3.738	PK
4	*	5463.975	55.870	52.072	-12.330	68.200	3.798	PK
5		5470.000	54.880	51.103	-13.320	68.200	3.777	PK
6		5502.810	100.899	96.865	N/A	N/A	4.034	PK

Note 1: " * ", means this data is the worst emission level.

Note 2: Measure Level (dBµV/m) = Reading Level (dBµV) + Factor (dB/m).

Note 3: Factor (dB/m) = Cable Loss (dB) + Antenna Factor (dB/m) - Pre_Amplifier Gain (dB).

Site: WZ-AC1	Test Date: 2023-07-25
Limit: FCC_5G_RE(3m)	Engineer: Ajin Fan
Probe: BBHA9120D_1167_1-18GHz	Polarity: Horizontal
EUT: ACCESS POINT	Power: AC 120V/60Hz
Test Mode: Transmit by 802.11a at 5500MHz	

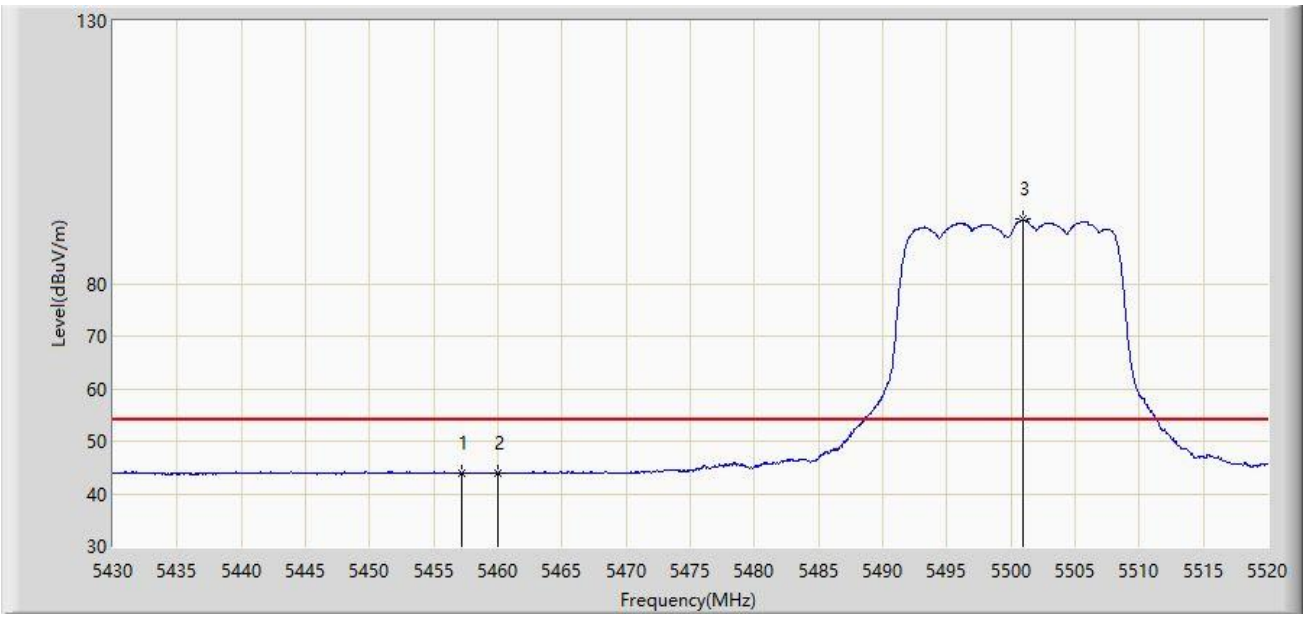

No	Mark	Frequency (MHz)	Measure Level (dBμV/m)	Reading Level (dBμV)	Margin (dB)	Limit (dBμV/m)	Factor (dB/m)	Type
1	*	5457.135	44.002	40.276	-9.998	54.000	3.727	AV
2		5460.000	43.966	40.228	-10.034	54.000	3.738	AV
3		5500.965	92.211	88.179	N/A	N/A	4.031	AV

Note 1: " * ", means this data is the worst emission level.

Note 2: Measure Level (dBμV/m) = Reading Level (dBμV) + Factor (dB/m).

Note 3: Factor (dB/m) = Cable Loss (dB) + Antenna Factor (dB/m) - Pre_Amplifier Gain (dB).

Site: WZ-AC1	Test Date: 2023-07-25
Limit: FCC_5G_RE(3m)	Engineer: Ajin Fan
Probe: BBHA9120D_1167_1-18GHz	Polarity: Vertical
EUT: ACCESS POINT	Power: AC 120V/60Hz
Test Mode: Transmit by 802.11a at 5500MHz	

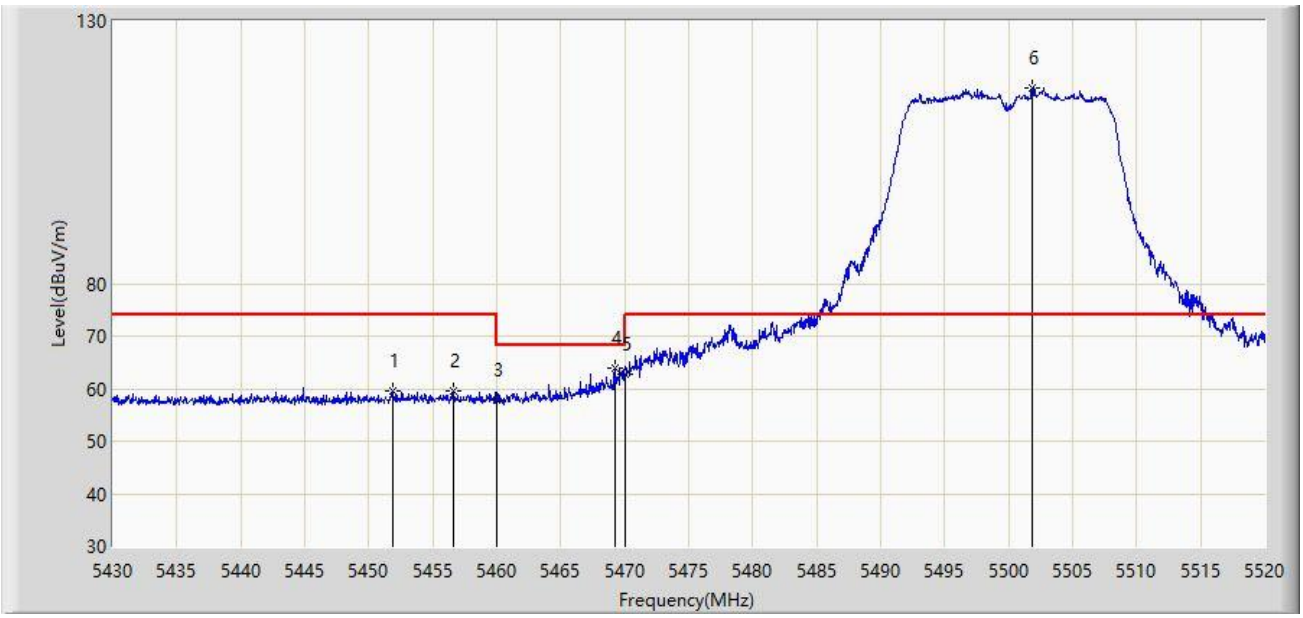

No	Mark	Frequency (MHz)	Measure Level (dBµV/m)	Reading Level (dBµV)	Margin (dB)	Limit (dBµV/m)	Factor (dB/m)	Type
1		5451.870	59.627	55.930	-14.373	74.000	3.697	PK
2		5456.640	59.683	55.960	-14.317	74.000	3.723	PK
3		5460.000	57.949	54.211	-16.051	74.000	3.738	PK
4	*	5469.195	64.003	60.184	-4.197	68.200	3.820	PK
5		5470.000	62.731	58.954	-5.469	68.200	3.777	PK
6		5501.820	117.260	113.227	N/A	N/A	4.033	PK

Note 1: " * ", means this data is the worst emission level.

Note 2: Measure Level (dBµV/m) = Reading Level (dBµV) + Factor (dB/m).

Note 3: Factor (dB/m) = Cable Loss (dB) + Antenna Factor (dB/m) - Pre_Amplifier Gain (dB).

Site: WZ-AC1	Test Date: 2023-07-25
Limit: FCC_5G_RE(3m)	Engineer: Ajin Fan
Probe: BBHA9120D_1167_1-18GHz	Polarity: Vertical
EUT: ACCESS POINT	Power: AC 120V/60Hz
Test Mode: Transmit by 802.11a at 5500MHz	

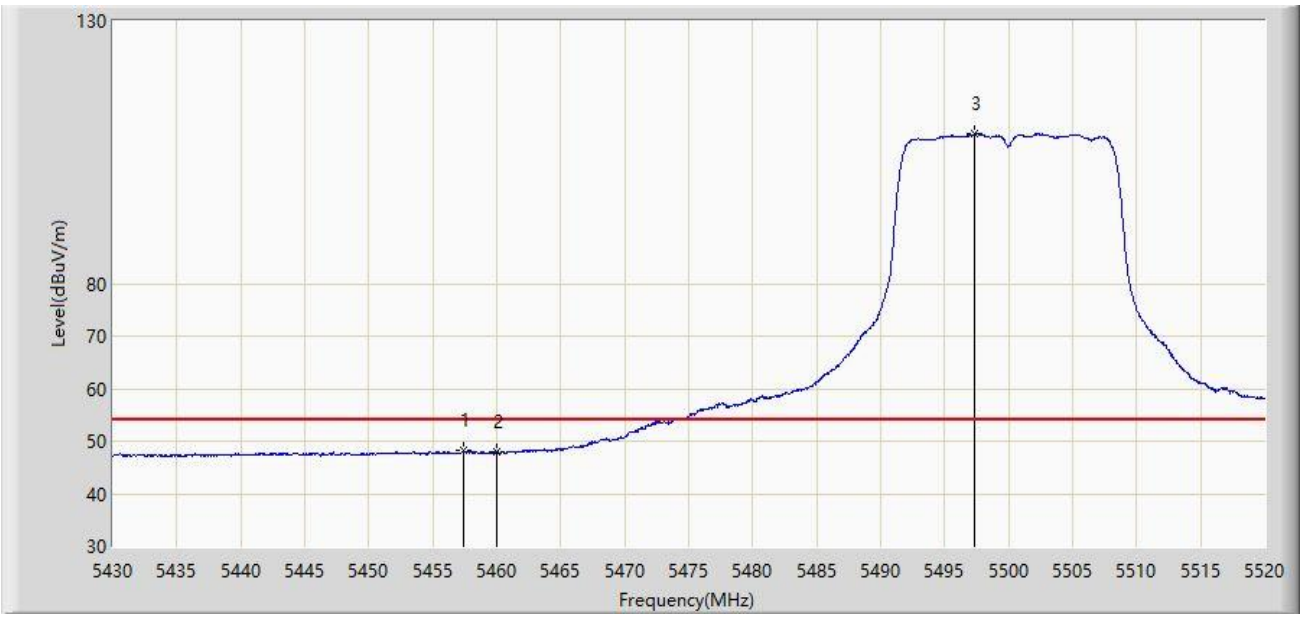

No	Mark	Frequency (MHz)	Measure Level (dBμV/m)	Reading Level (dBμV)	Margin (dB)	Limit (dBμV/m)	Factor (dB/m)	Type
1	*	5457.360	48.129	44.402	-5.871	54.000	3.728	AV
2		5460.000	47.858	44.120	-6.142	54.000	3.738	AV
3		5497.275	108.486	104.459	N/A	N/A	4.027	AV

Note 1: " * ", means this data is the worst emission level.

Note 2: Measure Level (dBμV/m) = Reading Level (dBμV) + Factor (dB/m).

Note 3: Factor (dB/m) = Cable Loss (dB) + Antenna Factor (dB/m) - Pre_Amplifier Gain (dB).

Site: WZ-AC1	Test Date: 2023-07-25
Limit: FCC_5G_RE(3m)	Engineer: Ajin Fan
Probe: BBHA9120D_1167_1-18GHz	Polarity: Horizontal
EUT: ACCESS POINT	Power: AC 120V/60Hz
Test Mode: Transmit by 802.11a at 5700MHz	

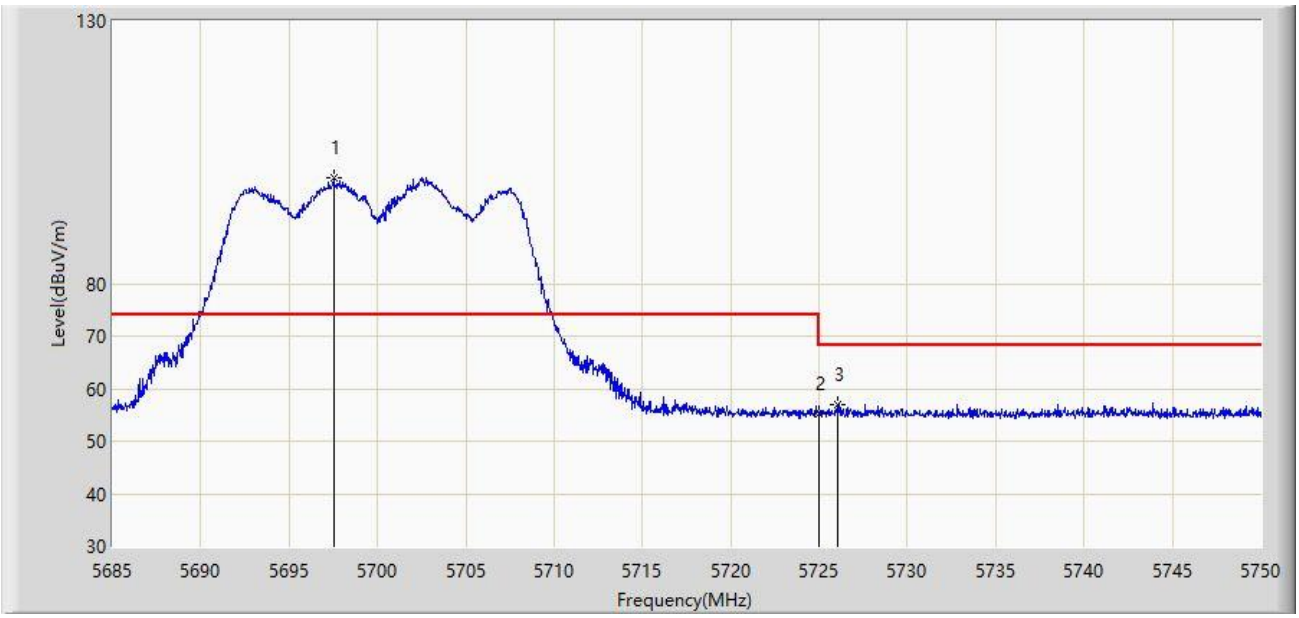

No	Mark	Frequency (MHz)	Measure Level (dBμV/m)	Reading Level (dBμV)	Margin (dB)	Limit (dBμV/m)	Factor (dB/m)	Type
1		5697.513	100.080	95.921	N/A	N/A	4.159	PK
2		5725.000	55.101	50.871	-13.099	68.200	4.230	PK
3	*	5726.015	57.086	52.854	-11.114	68.200	4.232	PK

Note 1: " * ", means this data is the worst emission level.

Note 2: Measure Level (dBμV/m) = Reading Level (dBμV) + Factor (dB/m).

Note 3: Factor (dB/m) = Cable Loss (dB) + Antenna Factor (dB/m) - Pre_Amplifier Gain (dB).

Site: WZ-AC1	Test Date: 2023-07-25
Limit: FCC_5G_RE(3m)	Engineer: Ajin Fan
Probe: BBHA9120D_1167_1-18GHz	Polarity: Vertical
EUT: ACCESS POINT	Power: AC 120V/60Hz
Test Mode: Transmit by 802.11a at 5700MHz	

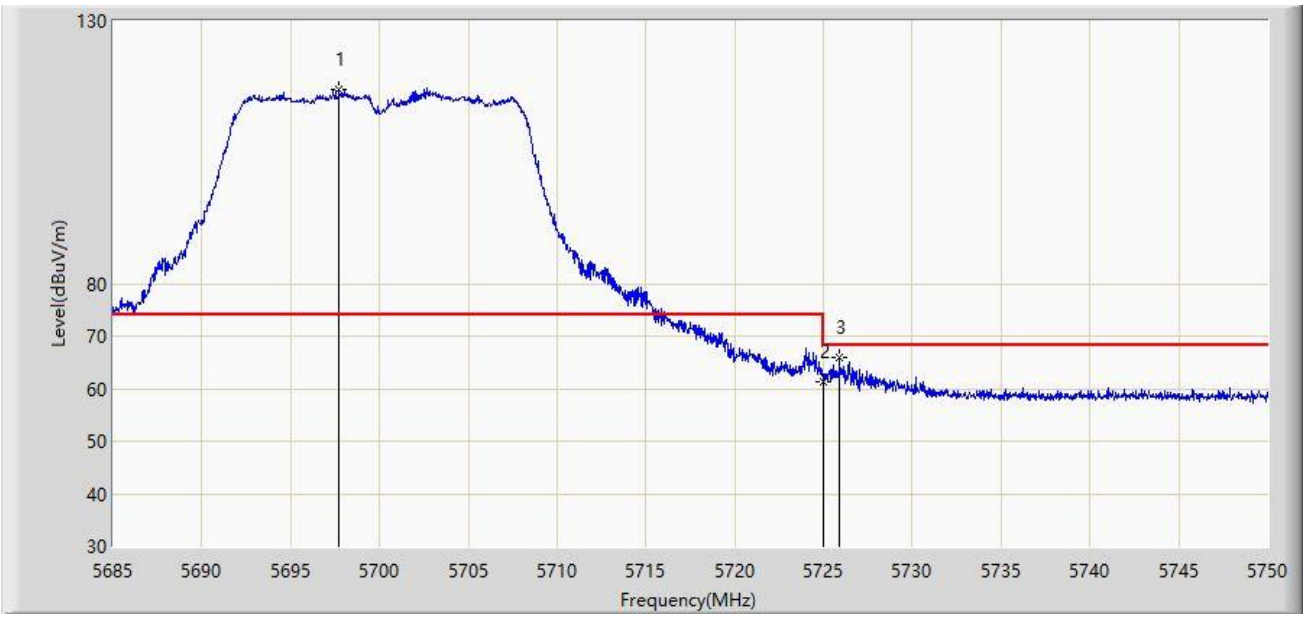

No	Mark	Frequency (MHz)	Measure Level (dBμV/m)	Reading Level (dBμV)	Margin (dB)	Limit (dBμV/m)	Factor (dB/m)	Type
1		5697.708	116.993	112.834	N/A	N/A	4.160	PK
2		5725.000	61.292	57.062	-6.908	68.200	4.230	PK
3	*	5725.885	65.851	61.619	-2.349	68.200	4.232	PK

Note 1: " * ", means this data is the worst emission level.

Note 2: Measure Level (dBμV/m) = Reading Level (dBμV) + Factor (dB/m).

Note 3: Factor (dB/m) = Cable Loss (dB) + Antenna Factor (dB/m) - Pre_Amplifier Gain (dB).

Site: WZ-AC2	Test Date: 2023-07-26
Limit: FCC_5.8G_RE(3m)	Engineer: Bob Zhang
Probe: BBHA9120D_1457_1-18GHz	Polarity: Horizontal
EUT: ACCESS POINT	Power: AC 120V/60Hz
Test Mode: Transmit by 802.11a at 5745MHz	

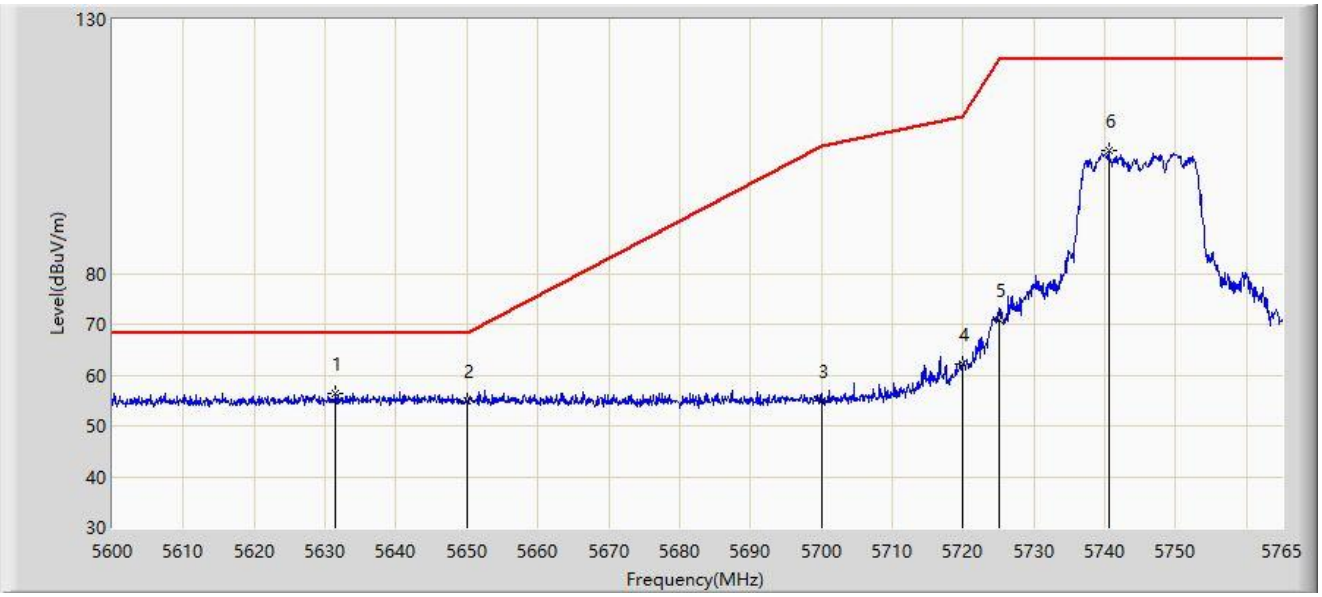

No	Mark	Frequency (MHz)	Measure Level (dBµV/m)	Reading Level (dBµV)	Margin (dB)	Limit (dBµV/m)	Factor (dB/m)	Type
1	*	5631.515	56.469	52.375	-11.731	68.200	4.094	PK
2		5650.000	54.853	50.693	-13.347	68.200	4.160	PK
3		5700.000	55.002	50.572	-50.198	105.200	4.430	PK
4		5720.000	62.299	57.649	-48.501	110.800	4.649	PK
5		5725.000	70.897	66.209	-51.303	122.200	4.688	PK
6		5740.580	104.244	99.805	N/A	N/A	4.439	PK

Note 1: " * ", means this data is the worst emission level.

Note 2: Measure Level (dBµV/m) = Reading Level (dBµV) + Factor (dB/m).

Note 3: Factor (dB/m) = Cable Loss (dB) + Antenna Factor (dB/m) - Pre_Amplifier Gain (dB).

Site: WZ-AC2	Test Date: 2023-07-26
Limit: FCC_5.8G_RE(3m)	Engineer: Bob Zhang
Probe: BBHA9120D_1457_1-18GHz	Polarity: Vertical
EUT: ACCESS POINT	Power: AC 120V/60Hz
Test Mode: Transmit by 802.11a at 5745MHz	

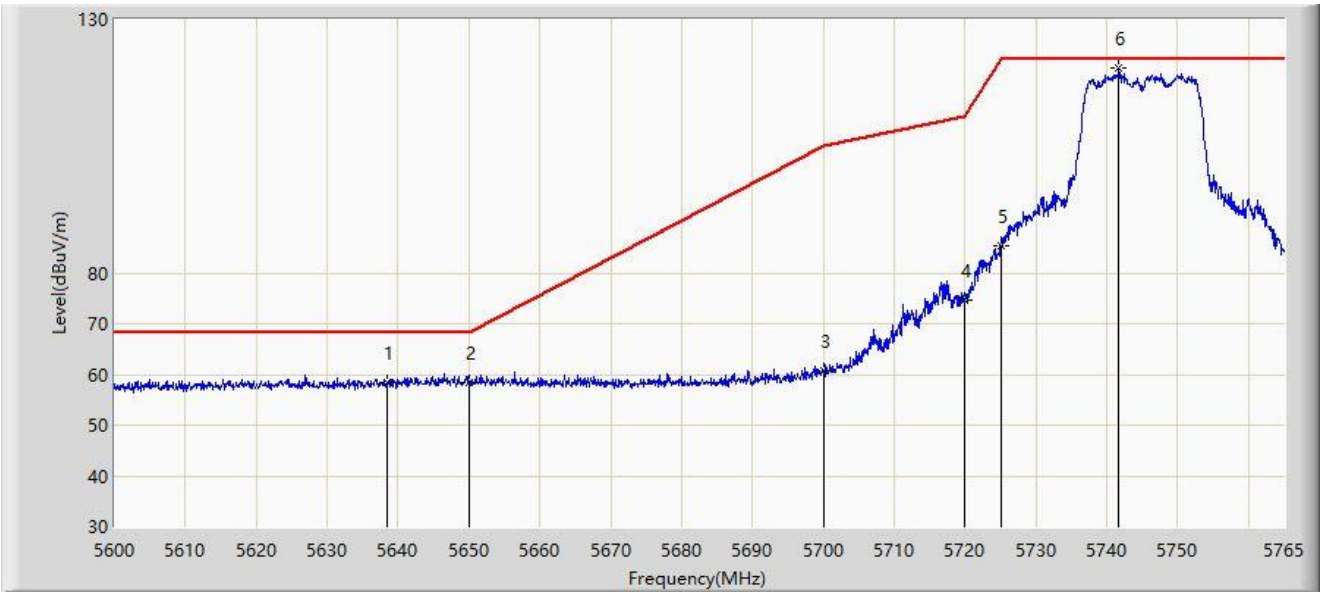

No	Mark	Frequency (MHz)	Measure Level (dBμV/m)	Reading Level (dBμV)	Margin (dB)	Limit (dBμV/m)	Factor (dB/m)	Type
1		5638.445	58.327	54.149	-9.873	68.200	4.178	PK
2	*	5650.000	58.506	54.346	-9.694	68.200	4.160	PK
3		5700.000	60.732	56.302	-44.468	105.200	4.430	PK
4		5720.000	74.729	70.079	-36.071	110.800	4.649	PK
5		5725.000	85.495	80.807	-36.705	122.200	4.688	PK
6		5741.652	120.463	116.044	N/A	N/A	4.419	PK

Note 1: " * ", means this data is the worst emission level.

Note 2: Measure Level (dBμV/m) = Reading Level (dBμV) + Factor (dB/m).

Note 3: Factor (dB/m) = Cable Loss (dB) + Antenna Factor (dB/m) - Pre_Amplifier Gain (dB).

Site: WZ-AC2	Test Date: 2023-07-26
Limit: FCC_5.8G_RE(3m)	Engineer: Bob Zhang
Probe: BBHA9120D_1457_1-18GHz	Polarity: Horizontal
EUT: ACCESS POINT	Power: AC 120V/60Hz
Test Mode: Transmit by 802.11a at 5825MHz	

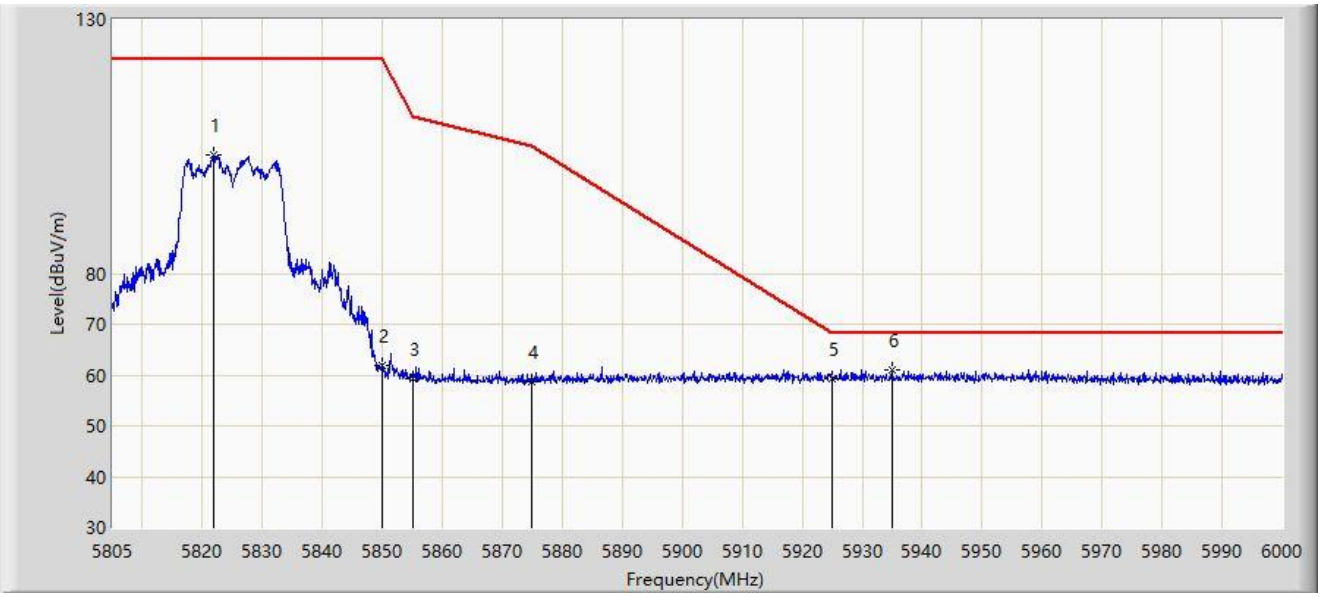

No	Mark	Frequency (MHz)	Measure Level (dBµV/m)	Reading Level (dBµV)	Margin (dB)	Limit (dBµV/m)	Factor (dB/m)	Type
1		5821.868	103.322	98.439	N/A	N/A	4.883	PK
2		5850.000	61.793	56.833	-60.407	122.200	4.960	PK
3		5855.000	59.357	54.338	-51.443	110.800	5.019	PK
4		5875.000	58.689	53.553	-46.511	105.200	5.136	PK
5		5925.000	59.377	54.107	-8.823	68.200	5.271	PK
6	*	5934.967	60.969	55.659	-7.231	68.200	5.309	PK

Note 1: " * ", means this data is the worst emission level.

Note 2: Measure Level (dBµV/m) = Reading Level (dBµV) + Factor (dB/m).

Note 3: Factor (dB/m) = Cable Loss (dB) + Antenna Factor (dB/m) - Pre_Amplifier Gain (dB).

Site: WZ-AC2	Test Date: 2023-07-26
Limit: FCC_5.8G_RE(3m)	Engineer: Bob Zhang
Probe: BBHA9120D_1457_1-18GHz	Polarity: Vertical
EUT: ACCESS POINT	Power: AC 120V/60Hz
Test Mode: Transmit by 802.11a at 5825MHz	

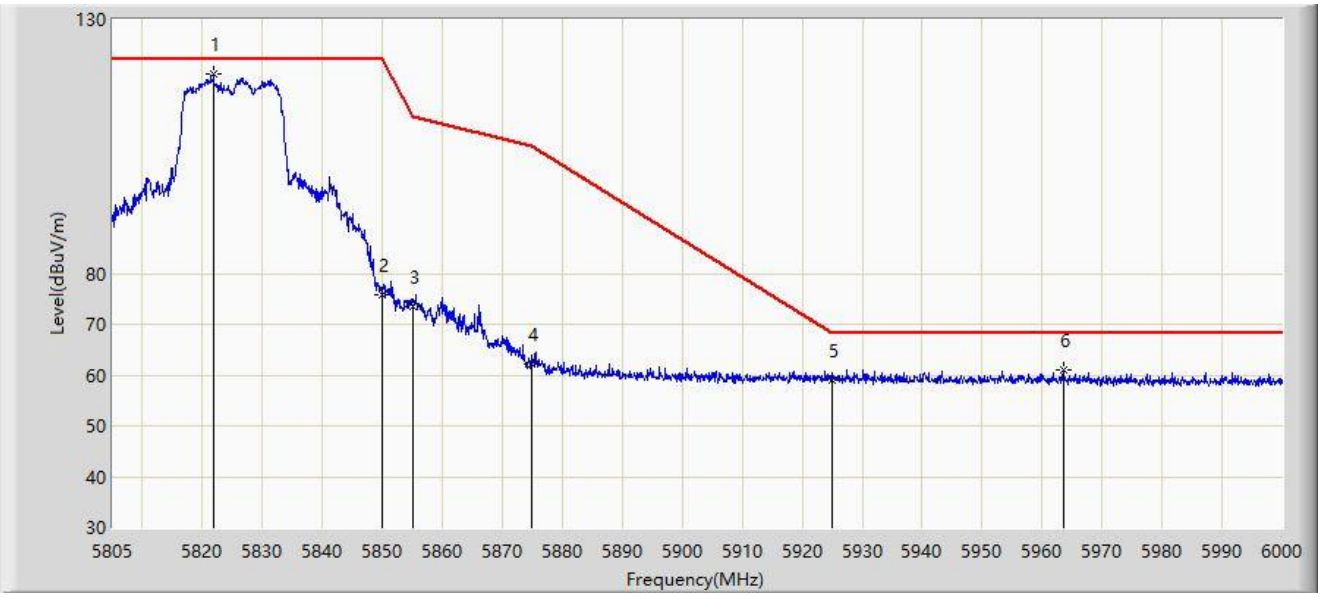

No	Mark	Frequency (MHz)	Measure Level (dBµV/m)	Reading Level (dBµV)	Margin (dB)	Limit (dBµV/m)	Factor (dB/m)	Type
1		5821.868	119.284	114.401	N/A	N/A	4.883	PK
2		5850.000	75.747	70.787	-46.453	122.200	4.960	PK
3		5855.000	73.403	68.384	-37.397	110.800	5.019	PK
4		5875.000	62.263	57.127	-42.937	105.200	5.136	PK
5		5925.000	59.124	53.854	-9.076	68.200	5.271	PK
6	*	5963.535	60.931	55.546	-7.269	68.200	5.385	PK

Note 1: " * ", means this data is the worst emission level.

Note 2: Measure Level (dBµV/m) = Reading Level (dBµV) + Factor (dB/m).

Note 3: Factor (dB/m) = Cable Loss (dB) + Antenna Factor (dB/m) - Pre_Amplifier Gain (dB).

Site: WZ-AC2	Test Date: 2023-07-26
Limit: FCC_5G_RE(3m)	Engineer: Bob Zhang
Probe: BBHA9120D_1457_1-18GHz	Polarity: Horizontal
EUT: ACCESS POINT	Power: AC 120V/60Hz
Test Mode: Transmit by 802.11ac-VHT20 at 5180MHz	

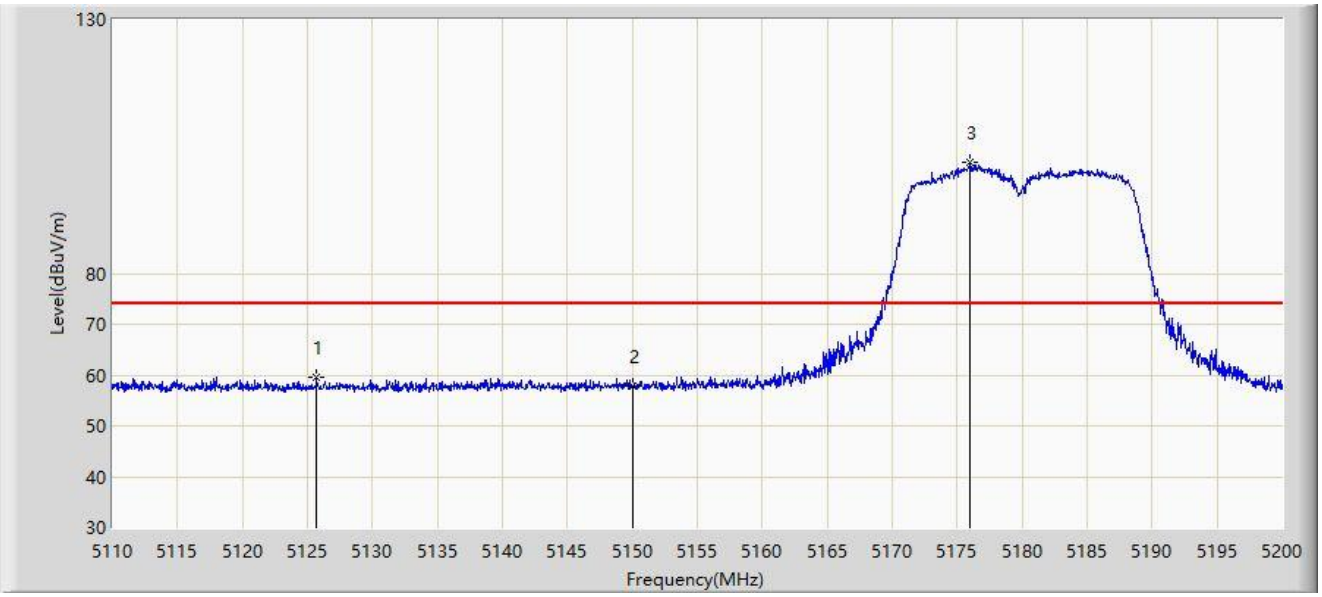

No	Mark	Frequency (MHz)	Measure Level (dBμV/m)	Reading Level (dBμV)	Margin (dB)	Limit (dBμV/m)	Factor (dB/m)	Type
1	*	5125.705	59.537	56.290	-14.463	74.000	3.247	PK
2		5150.000	57.776	54.277	-16.224	74.000	3.499	PK
3		5175.970	101.854	98.463	N/A	N/A	3.392	PK

Note 1: " * ", means this data is the worst emission level.

Note 2: Measure Level (dBμV/m) = Reading Level (dBμV) + Factor (dB/m).

Note 3: Factor (dB/m) = Cable Loss (dB) + Antenna Factor (dB/m) - Pre_Amplifier Gain (dB).

Site: WZ-AC2	Test Date: 2023-07-26
Limit: FCC_5G_RE(3m)	Engineer: Bob Zhang
Probe: BBHA9120D_1457_1-18GHz	Polarity: Horizontal
EUT: ACCESS POINT	Power: AC 120V/60Hz
Test Mode: Transmit by 802.11ac-VHT20 at 5180MHz	

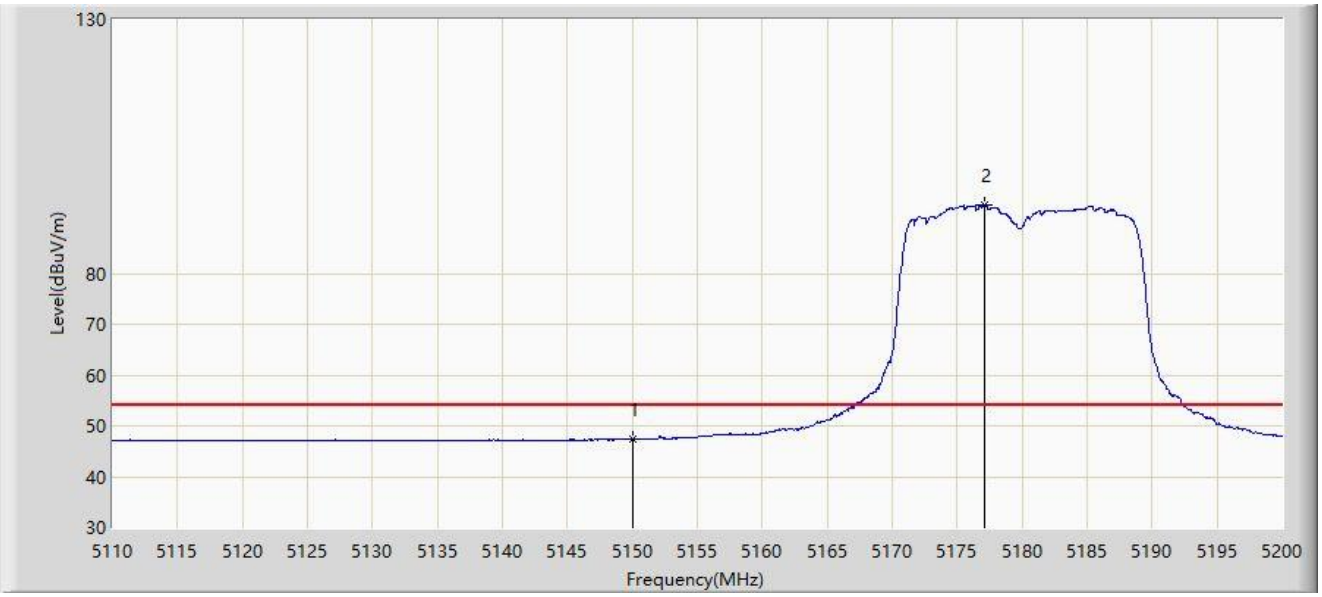

No	Mark	Frequency (MHz)	Measure Level (dBμV/m)	Reading Level (dBμV)	Margin (dB)	Limit (dBμV/m)	Factor (dB/m)	Type
1	*	5150.000	47.257	43.758	-6.743	54.000	3.499	AV
2		5177.140	93.529	90.160	N/A	N/A	3.369	AV

Note 1: " * ", means this data is the worst emission level.

Note 2: Measure Level (dBμV/m) = Reading Level (dBμV) + Factor (dB/m).

Note 3: Factor (dB/m) = Cable Loss (dB) + Antenna Factor (dB/m) - Pre_Amplifier Gain (dB).

Site: WZ-AC2	Test Date: 2023-07-26
Limit: FCC_5G_RE(3m)	Engineer: Bob Zhang
Probe: BBHA9120D_1457_1-18GHz	Polarity: Vertical
EUT: ACCESS POINT	Power: AC 120V/60Hz
Test Mode: Transmit by 802.11ac-VHT20 at 5180MHz	

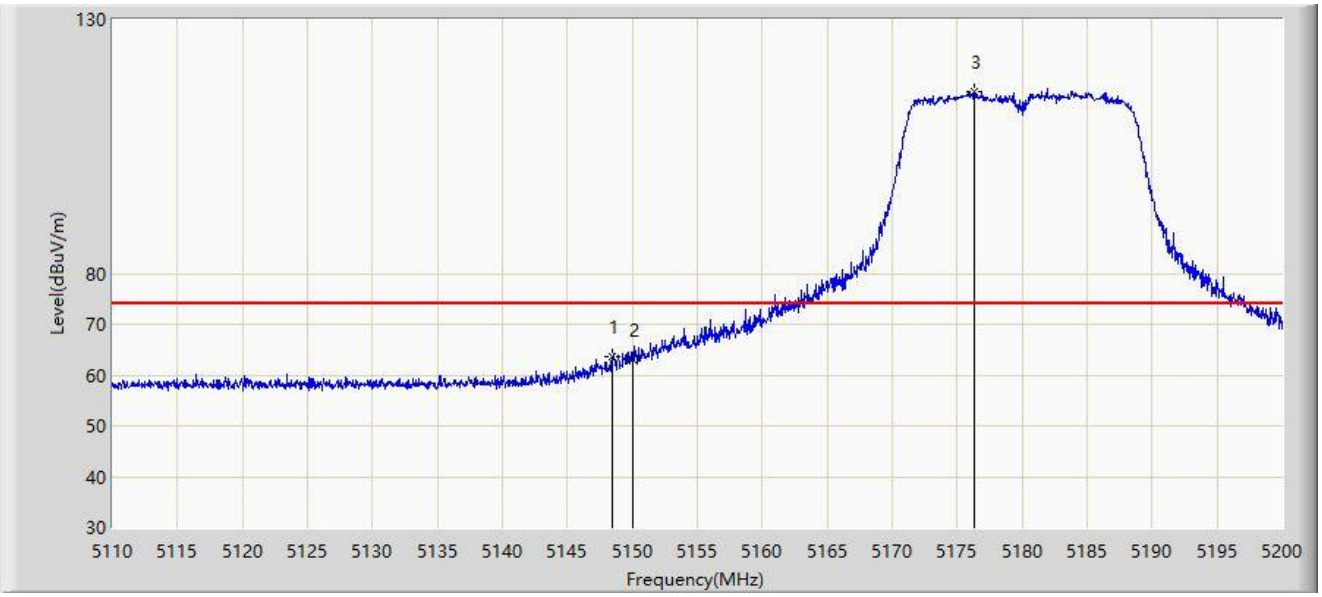

No	Mark	Frequency (MHz)	Measure Level (dBμV/m)	Reading Level (dBμV)	Margin (dB)	Limit (dBμV/m)	Factor (dB/m)	Type
1	*	5148.430	63.651	60.158	-10.349	74.000	3.494	PK
2		5150.000	63.155	59.656	-10.845	74.000	3.499	PK
3		5176.330	115.890	112.506	N/A	N/A	3.385	PK

Note 1: " * ", means this data is the worst emission level.

Note 2: Measure Level (dBμV/m) = Reading Level (dBμV) + Factor (dB/m).

Note 3: Factor (dB/m) = Cable Loss (dB) + Antenna Factor (dB/m) - Pre_Amplifier Gain (dB).

Site: WZ-AC2	Test Date: 2023-07-26
Limit: FCC_5G_RE(3m)	Engineer: Bob Zhang
Probe: BBHA9120D_1457_1-18GHz	Polarity: Vertical
EUT: ACCESS POINT	Power: AC 120V/60Hz
Test Mode: Transmit by 802.11ac-VHT20 at 5180MHz	

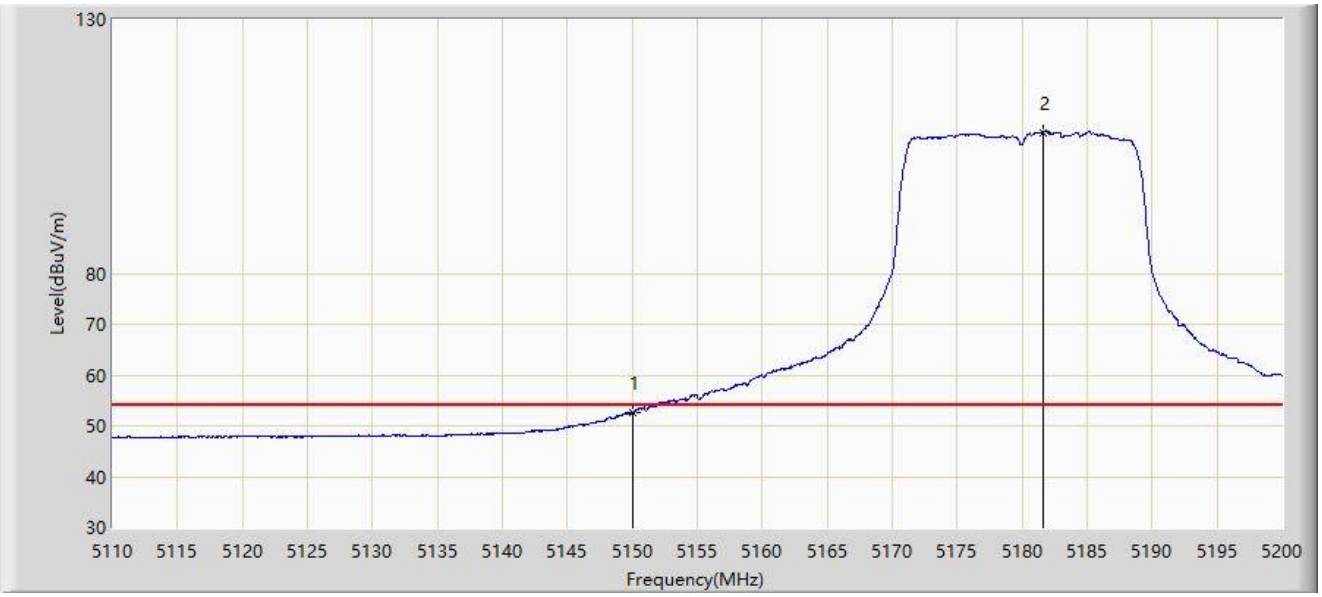

No	Mark	Frequency (MHz)	Measure Level (dBμV/m)	Reading Level (dBμV)	Margin (dB)	Limit (dBμV/m)	Factor (dB/m)	Type
1	*	5150.000	52.657	49.158	-1.343	54.000	3.499	AV
2		5181.595	107.821	104.537	N/A	N/A	3.284	AV

Note 1: " * ", means this data is the worst emission level.

Note 2: Measure Level (dBμV/m) = Reading Level (dBμV) + Factor (dB/m).

Note 3: Factor (dB/m) = Cable Loss (dB) + Antenna Factor (dB/m) - Pre_Amplifier Gain (dB).

Site: WZ-AC2	Test Date: 2023-07-26
Limit: FCC_5G_RE(3m)	Engineer: Bob Zhang
Probe: BBHA9120D_1457_1-18GHz	Polarity: Horizontal
EUT: ACCESS POINT	Power: AC 120V/60Hz
Test Mode: Transmit by 802.11ac-VHT20 at 5320MHz	

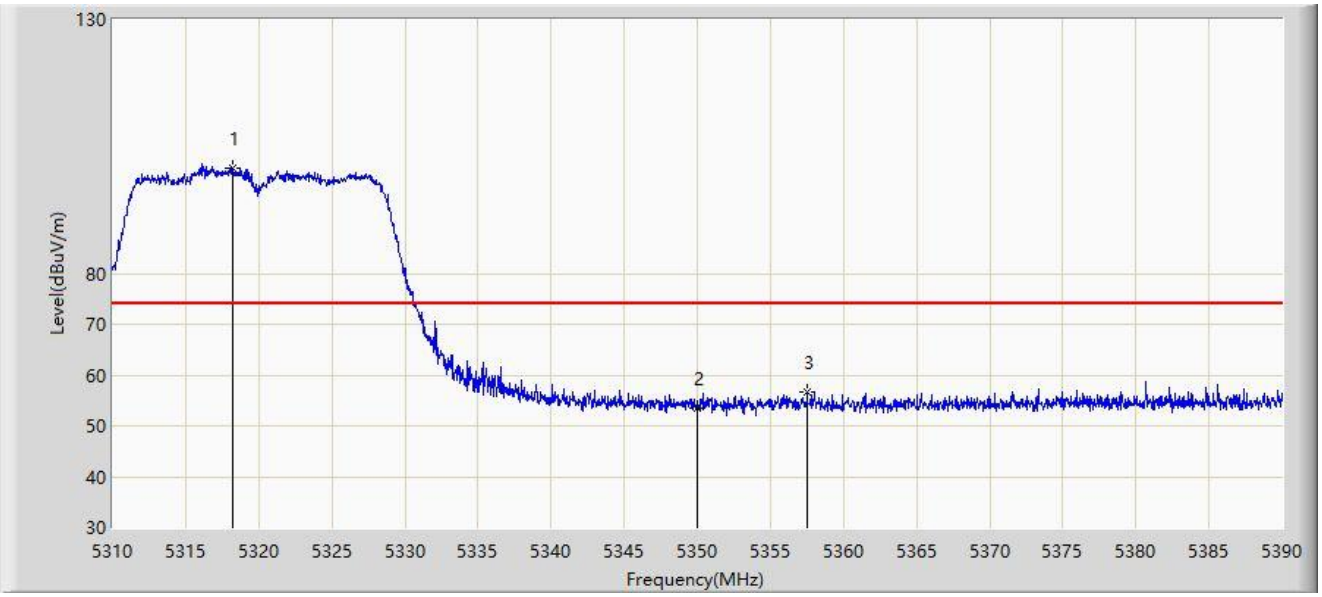

No	Mark	Frequency (MHz)	Measure Level (dBμV/m)	Reading Level (dBμV)	Margin (dB)	Limit (dBμV/m)	Factor (dB/m)	Type
1		5318.240	100.861	97.828	N/A	N/A	3.033	PK
2		5350.000	53.571	50.740	-20.429	74.000	2.832	PK
3	*	5357.520	56.571	53.747	-17.429	74.000	2.825	PK

Note 1: " * ", means this data is the worst emission level.

Note 2: Measure Level (dBμV/m) = Reading Level (dBμV) + Factor (dB/m).

Note 3: Factor (dB/m) = Cable Loss (dB) + Antenna Factor (dB/m) - Pre_Amplifier Gain (dB).

Site: WZ-AC2	Test Date: 2023-07-26
Limit: FCC_5G_RE(3m)	Engineer: Bob Zhang
Probe: BBHA9120D_1457_1-18GHz	Polarity: Horizontal
EUT: ACCESS POINT	Power: AC 120V/60Hz
Test Mode: Transmit by 802.11ac-VHT20 at 5320MHz	

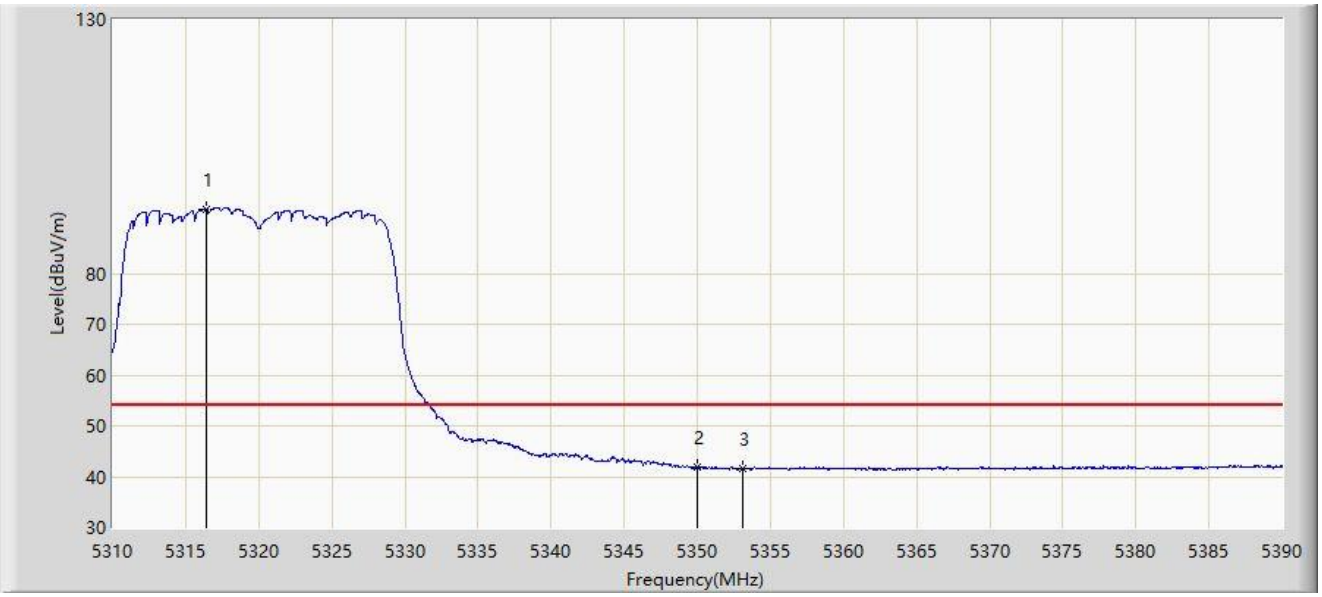

No	Mark	Frequency (MHz)	Measure Level (dBμV/m)	Reading Level (dBμV)	Margin (dB)	Limit (dBμV/m)	Factor (dB/m)	Type
1		5316.440	92.698	89.692	N/A	N/A	3.006	AV
2	*	5350.000	41.836	39.005	-12.164	54.000	2.832	AV
3		5353.080	41.647	38.845	-12.353	54.000	2.802	AV

Note 1: " * ", means this data is the worst emission level.

Note 2: Measure Level (dBμV/m) = Reading Level (dBμV) + Factor (dB/m).

Note 3: Factor (dB/m) = Cable Loss (dB) + Antenna Factor (dB/m) - Pre_Amplifier Gain (dB).

Site: WZ-AC2	Test Date: 2023-07-26
Limit: FCC_5G_RE(3m)	Engineer: Bob Zhang
Probe: BBHA9120D_1457_1-18GHz	Polarity: Vertical
EUT: ACCESS POINT	Power: AC 120V/60Hz
Test Mode: Transmit by 802.11ac-VHT20 at 5320MHz	

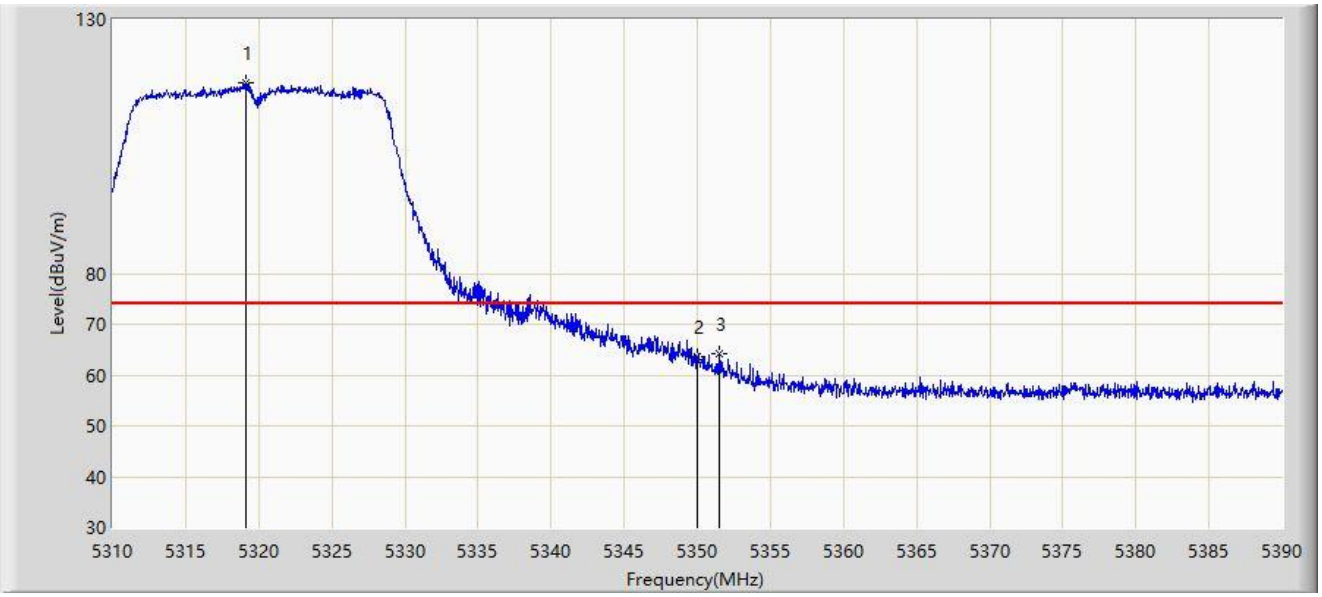

No	Mark	Frequency (MHz)	Measure Level (dBμV/m)	Reading Level (dBμV)	Margin (dB)	Limit (dBμV/m)	Factor (dB/m)	Type
1		5319.080	117.582	114.551	N/A	N/A	3.031	PK
2		5350.000	63.637	60.806	-10.363	74.000	2.832	PK
3	*	5351.480	64.126	61.320	-9.874	74.000	2.806	PK

Note 1: " * ", means this data is the worst emission level.

Note 2: Measure Level (dBμV/m) = Reading Level (dBμV) + Factor (dB/m).

Note 3: Factor (dB/m) = Cable Loss (dB) + Antenna Factor (dB/m) - Pre_Amplifier Gain (dB).

Site: WZ-AC2	Test Date: 2023-07-26
Limit: FCC_5G_RE(3m)	Engineer: Bob Zhang
Probe: BBHA9120D_1457_1-18GHz	Polarity: Vertical
EUT: ACCESS POINT	Power: AC 120V/60Hz
Test Mode: Transmit by 802.11ac-VHT20 at 5320MHz	

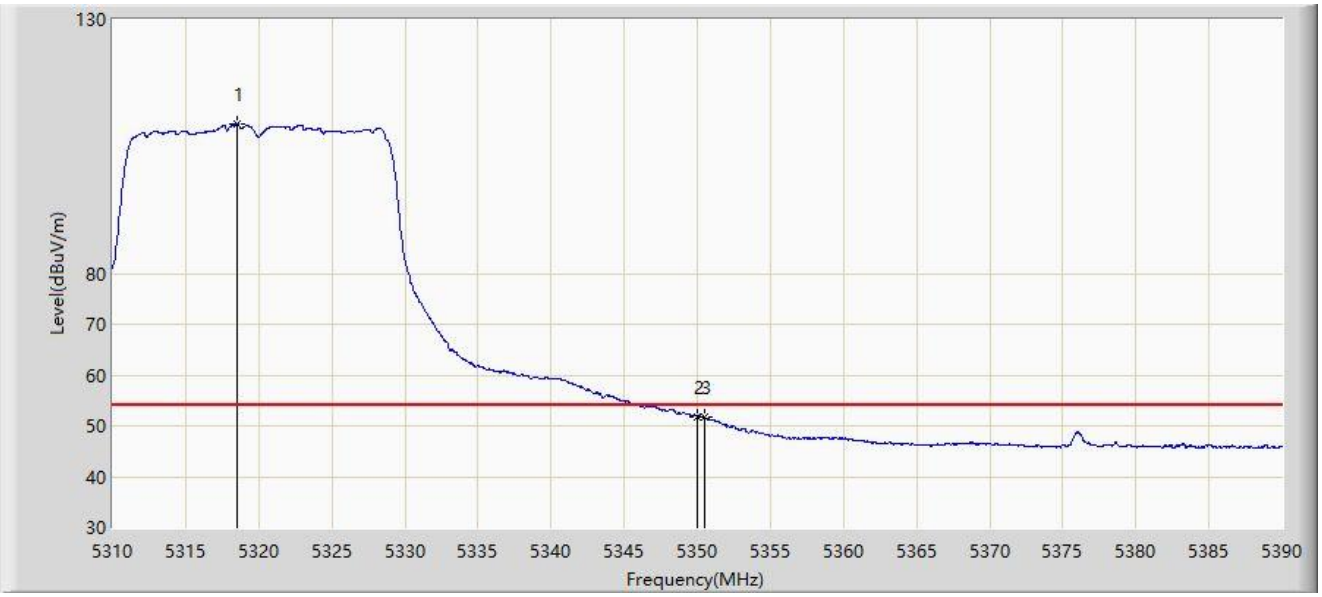

No	Mark	Frequency (MHz)	Measure Level (dBμV/m)	Reading Level (dBμV)	Margin (dB)	Limit (dBμV/m)	Factor (dB/m)	Type
1		5318.560	109.420	106.388	N/A	N/A	3.033	AV
2	*	5350.000	51.870	49.039	-2.130	54.000	2.832	AV
3		5350.520	51.656	48.833	-2.344	54.000	2.823	AV

Note 1: " * ", means this data is the worst emission level.

Note 2: Measure Level (dBμV/m) = Reading Level (dBμV) + Factor (dB/m).

Note 3: Factor (dB/m) = Cable Loss (dB) + Antenna Factor (dB/m) - Pre_Amplifier Gain (dB).

Site: WZ-AC2	Test Date: 2023-07-26
Limit: FCC_5G_RE(3m)	Engineer: Bob Zhang
Probe: BBHA9120D_1457_1-18GHz	Polarity: Horizontal
EUT: ACCESS POINT	Power: AC 120V/60Hz
Test Mode: Transmit by 802.11ac-VHT20 at 5500MHz	

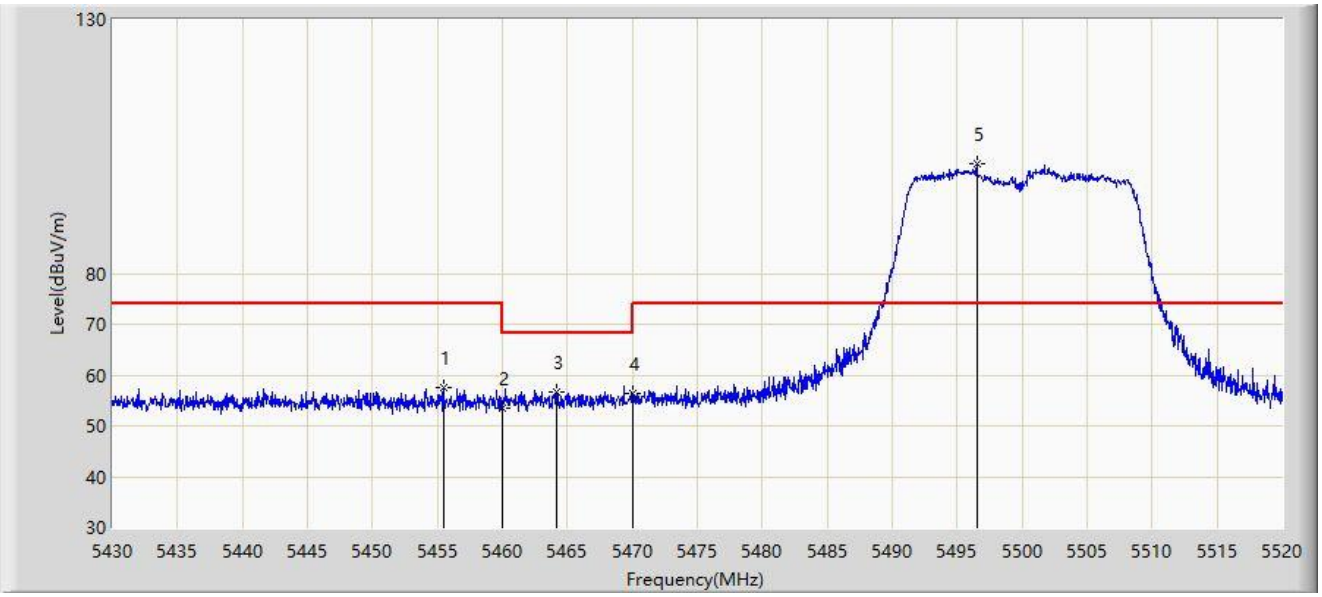

No	Mark	Frequency (MHz)	Measure Level (dBµV/m)	Reading Level (dBµV)	Margin (dB)	Limit (dBµV/m)	Factor (dB/m)	Type
1		5455.470	57.545	54.408	-16.455	74.000	3.136	PK
2		5460.000	53.503	50.284	-20.497	74.000	3.219	PK
3	*	5464.200	56.791	53.491	-11.409	68.200	3.301	PK
4		5470.000	56.335	52.923	-11.865	68.200	3.411	PK
5		5496.510	101.624	98.344	N/A	N/A	3.280	PK

Note 1: " * ", means this data is the worst emission level.

Note 2: Measure Level (dBµV/m) = Reading Level (dBµV) + Factor (dB/m).

Note 3: Factor (dB/m) = Cable Loss (dB) + Antenna Factor (dB/m) - Pre_Amplifier Gain (dB).

Site: WZ-AC2	Test Date: 2023-07-26
Limit: FCC_5G_RE(3m)	Engineer: Bob Zhang
Probe: BBHA9120D_1457_1-18GHz	Polarity: Horizontal
EUT: ACCESS POINT	Power: AC 120V/60Hz
Test Mode: Transmit by 802.11ac-VHT20 at 5500MHz	

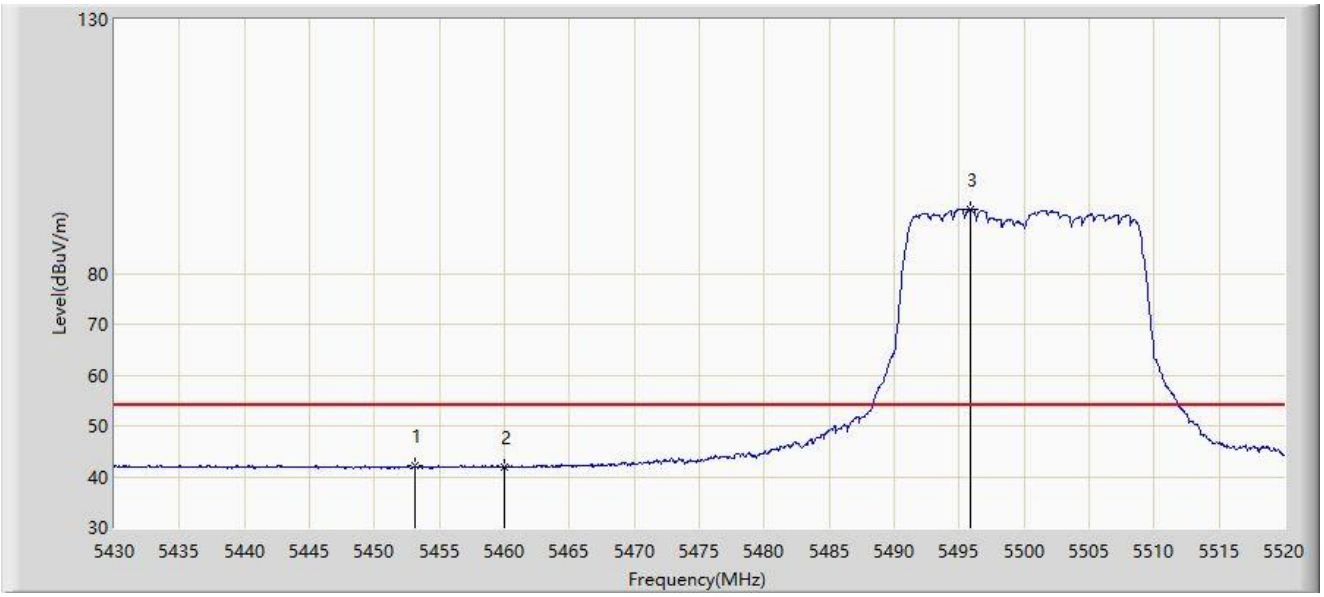

No	Mark	Frequency (MHz)	Measure Level (dBμV/m)	Reading Level (dBμV)	Margin (dB)	Limit (dBμV/m)	Factor (dB/m)	Type
1	*	5453.175	42.063	38.943	-11.937	54.000	3.120	AV
2		5460.000	41.878	38.659	-12.122	54.000	3.219	AV
3		5495.880	92.645	89.360	N/A	N/A	3.285	AV

Note 1: " * ", means this data is the worst emission level.

Note 2: Measure Level (dBμV/m) = Reading Level (dBμV) + Factor (dB/m).

Note 3: Factor (dB/m) = Cable Loss (dB) + Antenna Factor (dB/m) - Pre_Amplifier Gain (dB).

Site: WZ-AC2	Test Date: 2023-07-26
Limit: FCC_5G_RE(3m)	Engineer: Bob Zhang
Probe: BBHA9120D_1457_1-18GHz	Polarity: Vertical
EUT: ACCESS POINT	Power: AC 120V/60Hz
Test Mode: Transmit by 802.11ac-VHT20 at 5500MHz	

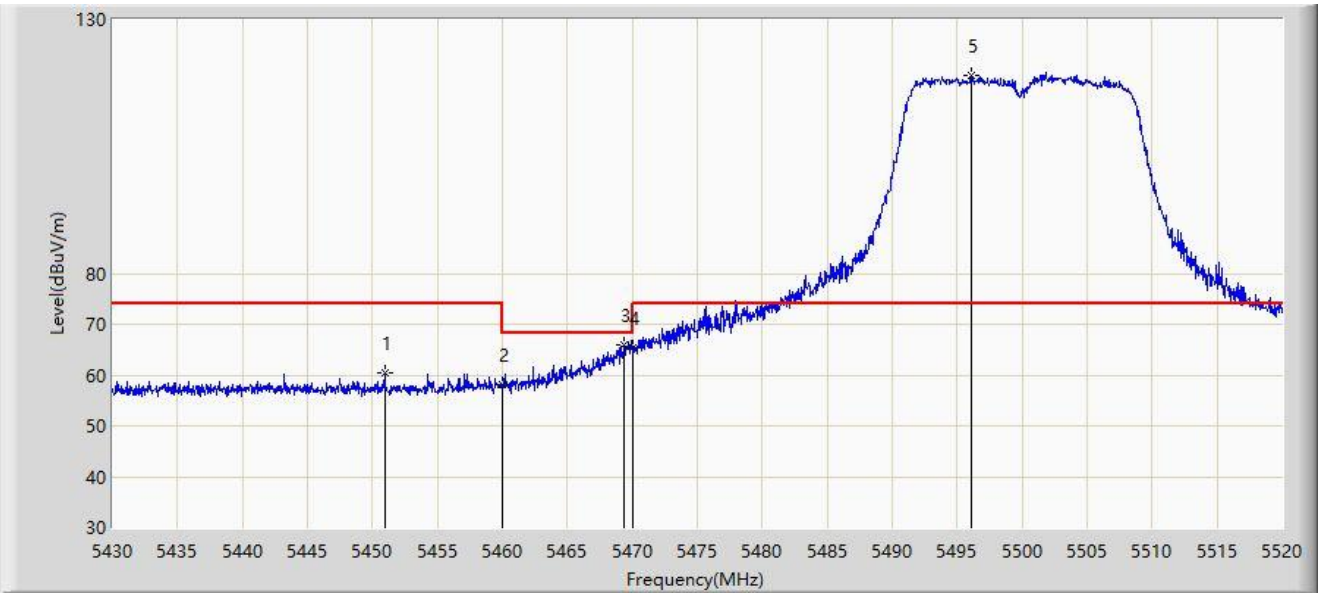

No	Mark	Frequency (MHz)	Measure Level (dBµV/m)	Reading Level (dBµV)	Margin (dB)	Limit (dBµV/m)	Factor (dB/m)	Type
1		5450.925	60.348	57.212	-13.652	74.000	3.136	PK
2		5460.000	58.173	54.954	-15.827	74.000	3.219	PK
3	*	5469.330	65.991	62.592	-2.209	68.200	3.399	PK
4		5470.000	65.240	61.828	-2.960	68.200	3.411	PK
5		5496.060	118.999	115.716	N/A	N/A	3.283	PK

Note 1: " * ", means this data is the worst emission level.

Note 2: Measure Level (dBµV/m) = Reading Level (dBµV) + Factor (dB/m).

Note 3: Factor (dB/m) = Cable Loss (dB) + Antenna Factor (dB/m) - Pre_Amplifier Gain (dB).

Site: WZ-AC2	Test Date: 2023-07-26
Limit: FCC_5G_RE(3m)	Engineer: Bob Zhang
Probe: BBHA9120D_1457_1-18GHz	Polarity: Vertical
EUT: ACCESS POINT	Power: AC 120V/60Hz
Test Mode: Transmit by 802.11ac-VHT20 at 5500MHz	

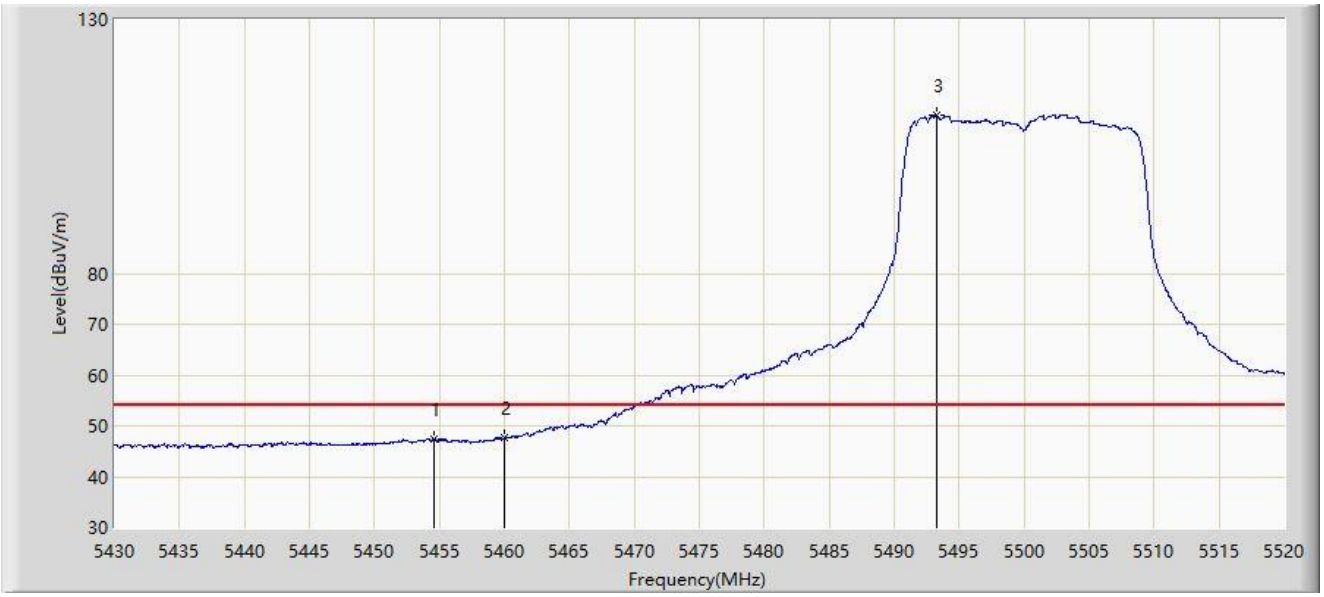

No	Mark	Frequency (MHz)	Measure Level (dBμV/m)	Reading Level (dBμV)	Margin (dB)	Limit (dBμV/m)	Factor (dB/m)	Type
1		5454.570	47.287	44.164	-6.713	54.000	3.123	AV
2	*	5460.000	47.564	44.345	-6.436	54.000	3.219	AV
3		5493.225	111.132	107.829	N/A	N/A	3.303	AV

Note 1: " * ", means this data is the worst emission level.

Note 2: Measure Level (dBμV/m) = Reading Level (dBμV) + Factor (dB/m).

Note 3: Factor (dB/m) = Cable Loss (dB) + Antenna Factor (dB/m) - Pre_Amplifier Gain (dB).

Site: WZ-AC2	Test Date: 2023-07-26
Limit: FCC_5G_RE(3m)	Engineer: Bob Zhang
Probe: BBHA9120D_1457_1-18GHz	Polarity: Horizontal
EUT: ACCESS POINT	Power: AC 120V/60Hz
Test Mode: Transmit by 802.11ac-VHT20 at 5700MHz	

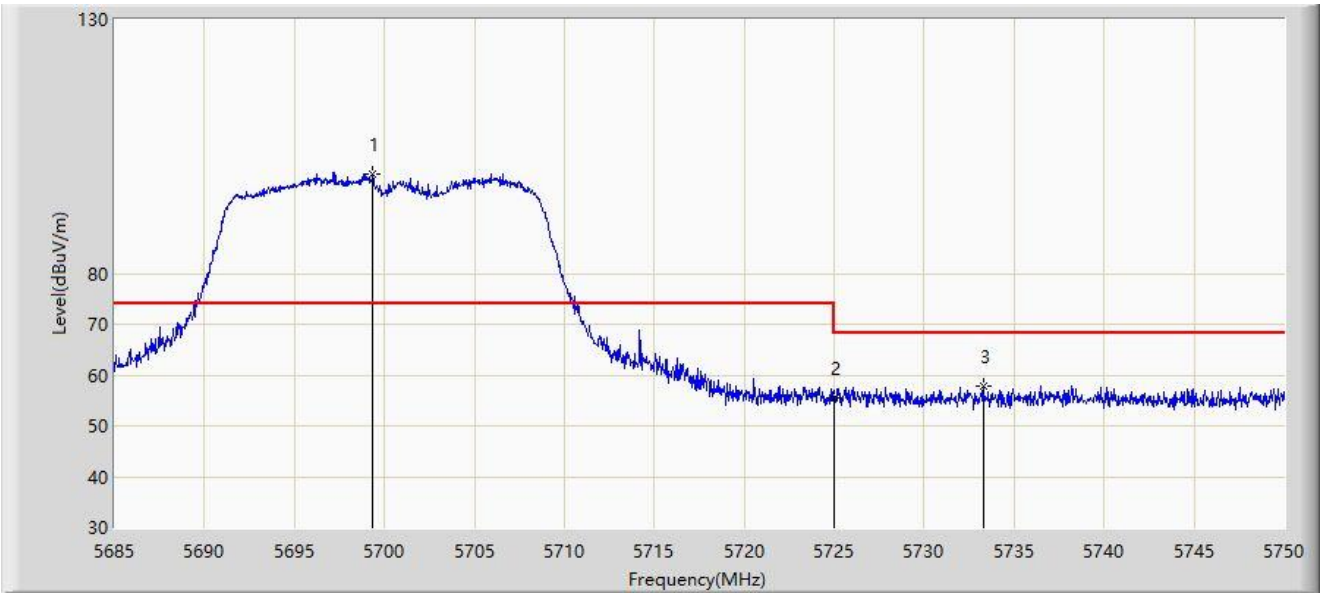

No	Mark	Frequency (MHz)	Measure Level (dBμV/m)	Reading Level (dBμV)	Margin (dB)	Limit (dBμV/m)	Factor (dB/m)	Type
1		5699.360	99.473	95.052	N/A	N/A	4.421	PK
2		5725.000	55.372	50.684	-12.828	68.200	4.688	PK
3	*	5733.280	57.905	53.336	-10.295	68.200	4.570	PK

Note 1: " * ", means this data is the worst emission level.

Note 2: Measure Level (dBμV/m) = Reading Level (dBμV) + Factor (dB/m).

Note 3: Factor (dB/m) = Cable Loss (dB) + Antenna Factor (dB/m) - Pre_Amplifier Gain (dB).

Site: WZ-AC2	Test Date: 2023-07-26
Limit: FCC_5G_RE(3m)	Engineer: Bob Zhang
Probe: BBHA9120D_1457_1-18GHz	Polarity: Vertical
EUT: ACCESS POINT	Power: AC 120V/60Hz
Test Mode: Transmit by 802.11ac-VHT20 at 5700MHz	

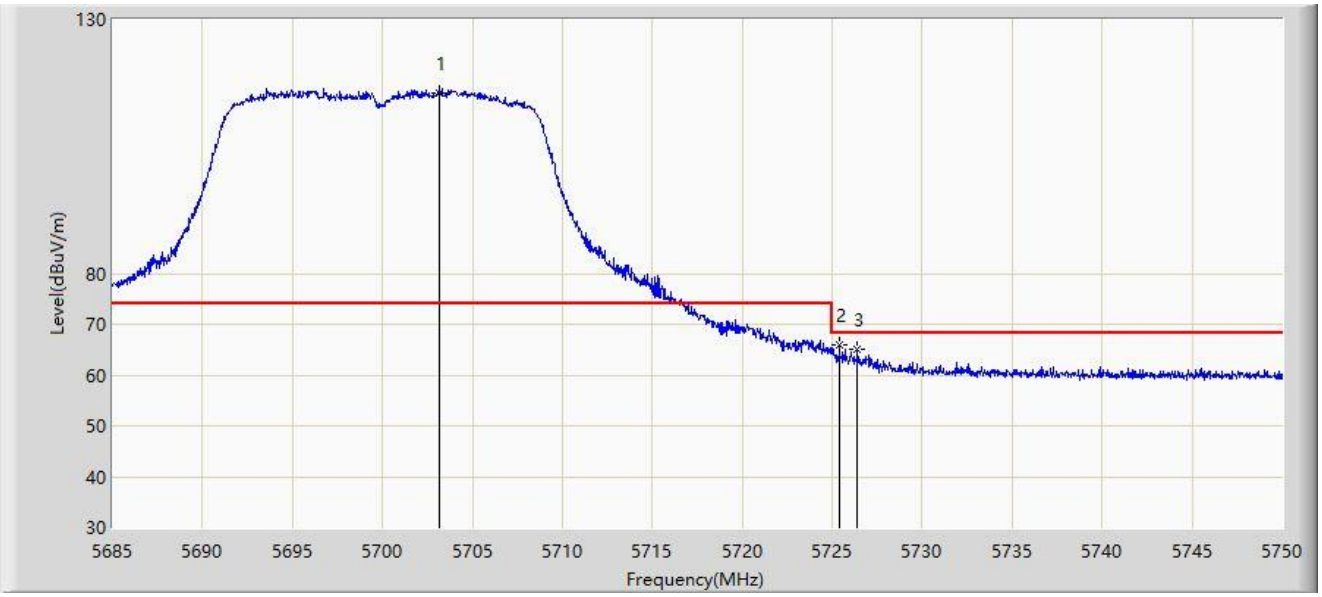

No	Mark	Frequency (MHz)	Measure Level (dBμV/m)	Reading Level (dBμV)	Margin (dB)	Limit (dBμV/m)	Factor (dB/m)	Type
1		5703.167	115.646	111.170	N/A	N/A	4.476	PK
2	*	5725.397	65.827	61.135	-2.373	68.200	4.692	PK
3		5726.373	65.158	60.466	-3.042	68.200	4.693	PK

Note 1: " * ", means this data is the worst emission level.

Note 2: Measure Level (dBμV/m) = Reading Level (dBμV) + Factor (dB/m).

Note 3: Factor (dB/m) = Cable Loss (dB) + Antenna Factor (dB/m) - Pre_Amplifier Gain (dB).

Site: WZ-AC2	Test Date: 2023-07-26
Limit: FCC_5.8G_RE(3m)	Engineer: Bob Zhang
Probe: BBHA9120D_1457_1-18GHz	Polarity: Horizontal
EUT: ACCESS POINT	Power: AC 120V/60Hz
Test Mode: Transmit by 802.11ac-VHT20 at 5745MHz	

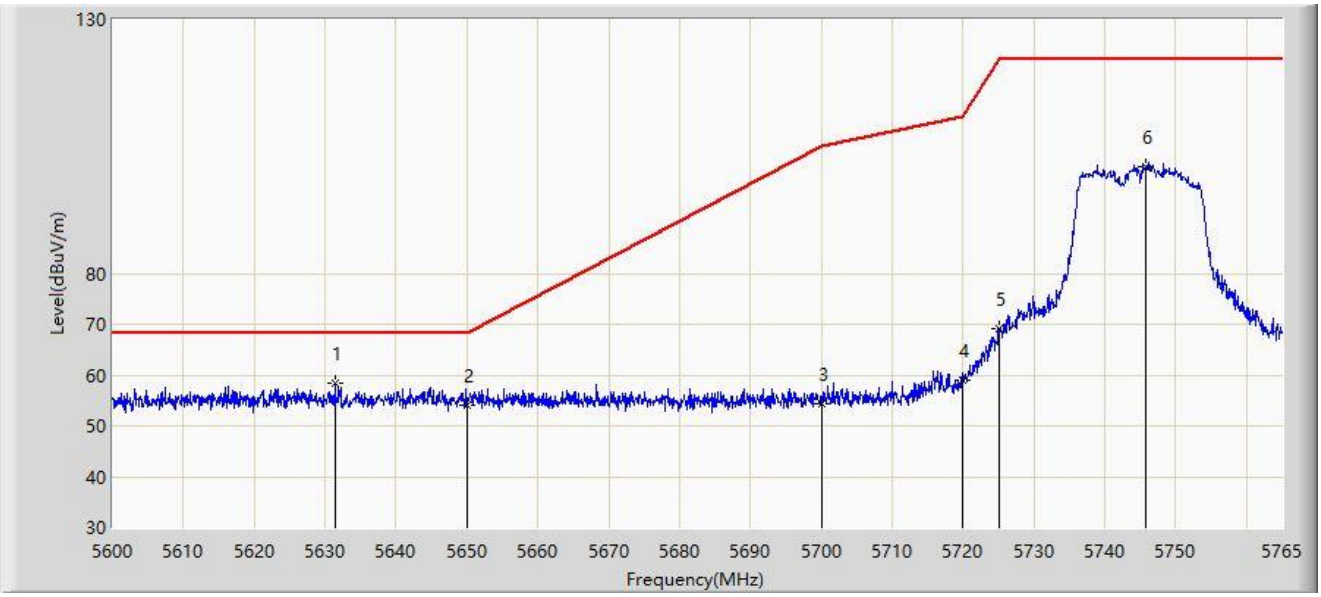

No	Mark	Frequency (MHz)	Measure Level (dBμV/m)	Reading Level (dBμV)	Margin (dB)	Limit (dBμV/m)	Factor (dB/m)	Type
1	*	5631.350	58.293	54.201	-9.907	68.200	4.093	PK
2		5650.000	53.952	49.792	-14.248	68.200	4.160	PK
3		5700.000	54.475	50.045	-50.725	105.200	4.430	PK
4		5720.000	58.983	54.333	-51.817	110.800	4.649	PK
5		5725.000	69.193	64.505	-53.007	122.200	4.688	PK
6		5745.695	101.087	96.677	N/A	N/A	4.411	PK

Note 1: " * ", means this data is the worst emission level.

Note 2: Measure Level (dBμV/m) = Reading Level (dBμV) + Factor (dB/m).

Note 3: Factor (dB/m) = Cable Loss (dB) + Antenna Factor (dB/m) - Pre_Amplifier Gain (dB).

Site: WZ-AC2	Test Date: 2023-07-26
Limit: FCC_5.8G_RE(3m)	Engineer: Bob Zhang
Probe: BBHA9120D_1457_1-18GHz	Polarity: Vertical
EUT: ACCESS POINT	Power: AC 120V/60Hz
Test Mode: Transmit by 802.11ac-VHT20 at 5745MHz	

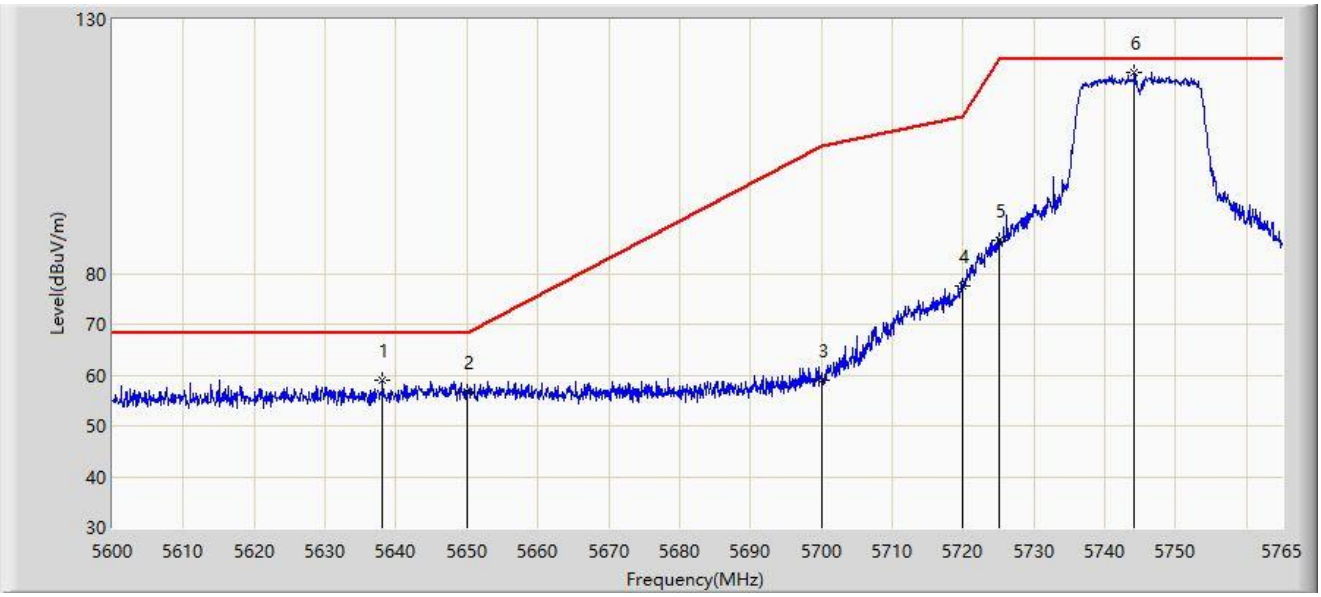

No	Mark	Frequency (MHz)	Measure Level (dBµV/m)	Reading Level (dBµV)	Margin (dB)	Limit (dBµV/m)	Factor (dB/m)	Type
1	*	5638.115	58.848	54.674	-9.352	68.200	4.174	PK
2		5650.000	56.526	52.366	-11.674	68.200	4.160	PK
3		5700.000	59.073	54.643	-46.127	105.200	4.430	PK
4		5720.000	77.582	72.932	-33.218	110.800	4.649	PK
5		5725.000	86.471	81.783	-35.729	122.200	4.688	PK
6		5744.210	119.513	115.117	N/A	N/A	4.396	PK

Note 1: " * ", means this data is the worst emission level.

Note 2: Measure Level (dBµV/m) = Reading Level (dBµV) + Factor (dB/m).

Note 3: Factor (dB/m) = Cable Loss (dB) + Antenna Factor (dB/m) - Pre_Amplifier Gain (dB).

Site: WZ-AC2	Test Date: 2023-07-26
Limit: FCC_5.8G_RE(3m)	Engineer: Bob Zhang
Probe: BBHA9120D_1457_1-18GHz	Polarity: Horizontal
EUT: ACCESS POINT	Power: AC 120V/60Hz
Test Mode: Transmit by 802.11ac-VHT20 at 5825MHz	

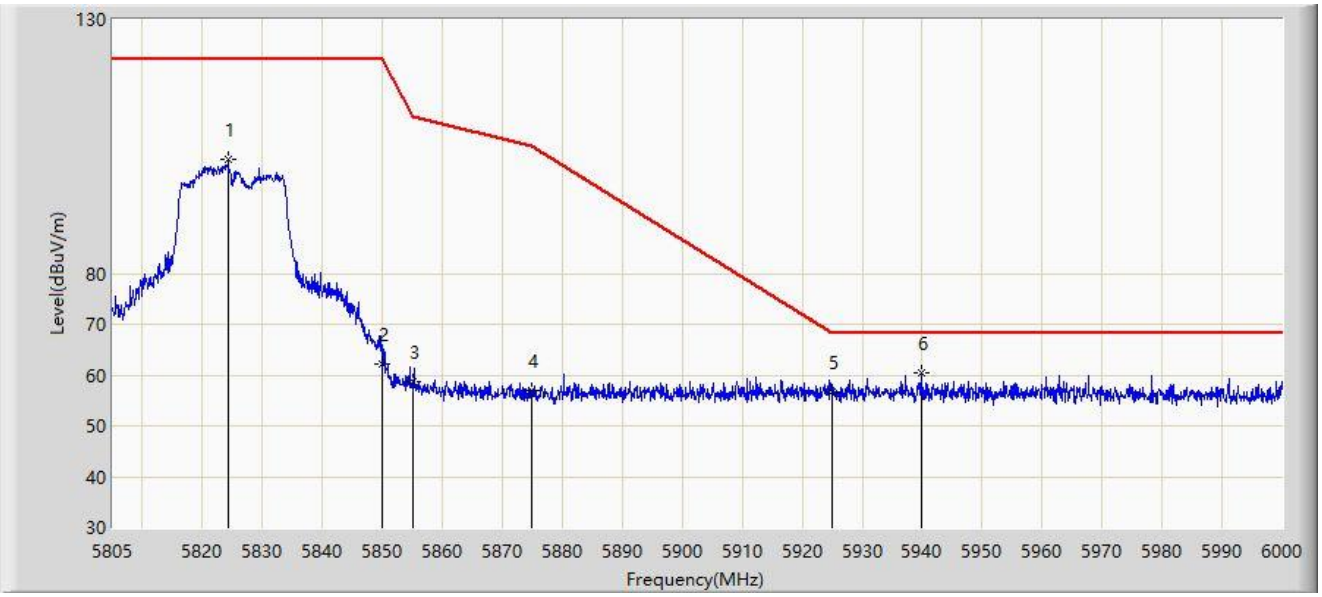

No	Mark	Frequency (MHz)	Measure Level (dBµV/m)	Reading Level (dBµV)	Margin (dB)	Limit (dBµV/m)	Factor (dB/m)	Type
1		5824.305	102.331	97.477	N/A	N/A	4.853	PK
2		5850.000	62.140	57.180	-60.060	122.200	4.960	PK
3		5855.000	58.618	53.599	-52.182	110.800	5.019	PK
4		5875.000	56.813	51.677	-48.387	105.200	5.136	PK
5		5925.000	56.561	51.291	-11.639	68.200	5.271	PK
6	*	5939.940	60.527	55.206	-7.673	68.200	5.321	PK

Note 1: " * ", means this data is the worst emission level.

Note 2: Measure Level (dBµV/m) = Reading Level (dBµV) + Factor (dB/m).

Note 3: Factor (dB/m) = Cable Loss (dB) + Antenna Factor (dB/m) - Pre_Amplifier Gain (dB).

Site: WZ-AC2	Test Date: 2023-07-26
Limit: FCC_5.8G_RE(3m)	Engineer: Bob Zhang
Probe: BBHA9120D_1457_1-18GHz	Polarity: Vertical
EUT: ACCESS POINT	Power: AC 120V/60Hz
Test Mode: Transmit by 802.11ac-VHT20 at 5825MHz	

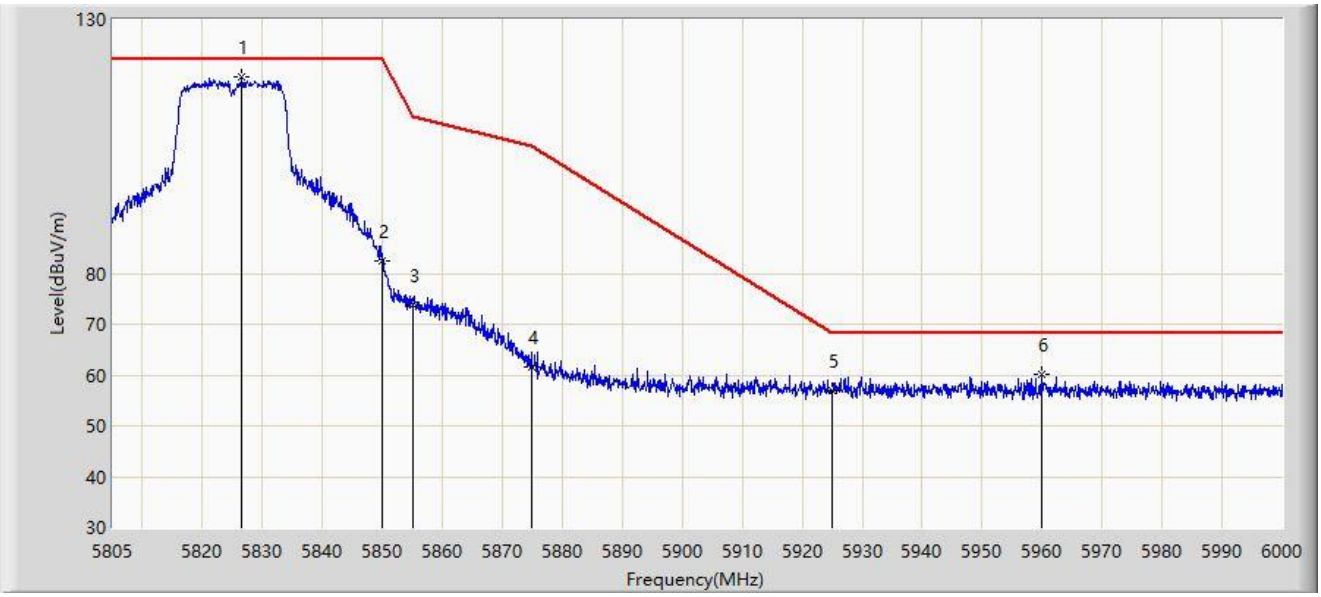

No	Mark	Frequency (MHz)	Measure Level (dBµV/m)	Reading Level (dBµV)	Margin (dB)	Limit (dBµV/m)	Factor (dB/m)	Type
1		5826.547	118.701	113.874	N/A	N/A	4.828	PK
2		5850.000	82.505	77.545	-39.695	122.200	4.960	PK
3		5855.000	73.828	68.809	-36.972	110.800	5.019	PK
4		5875.000	61.539	56.403	-43.661	105.200	5.136	PK
5		5925.000	56.923	51.653	-11.277	68.200	5.271	PK
6	*	5959.928	60.039	54.621	-8.161	68.200	5.417	PK

Note 1: " * ", means this data is the worst emission level.

Note 2: Measure Level (dBµV/m) = Reading Level (dBµV) + Factor (dB/m).

Note 3: Factor (dB/m) = Cable Loss (dB) + Antenna Factor (dB/m) - Pre_Amplifier Gain (dB).

Site: WZ-AC2	Test Date: 2023-07-27
Limit: FCC_5G_RE(3m)	Engineer: Bob Zhang
Probe: BBHA9120D_1457_1-18GHz	Polarity: Horizontal
EUT: ACCESS POINT	Power: AC 120V/60Hz
Test Mode: Transmit by 802.11ac-VHT40 at 5190MHz	

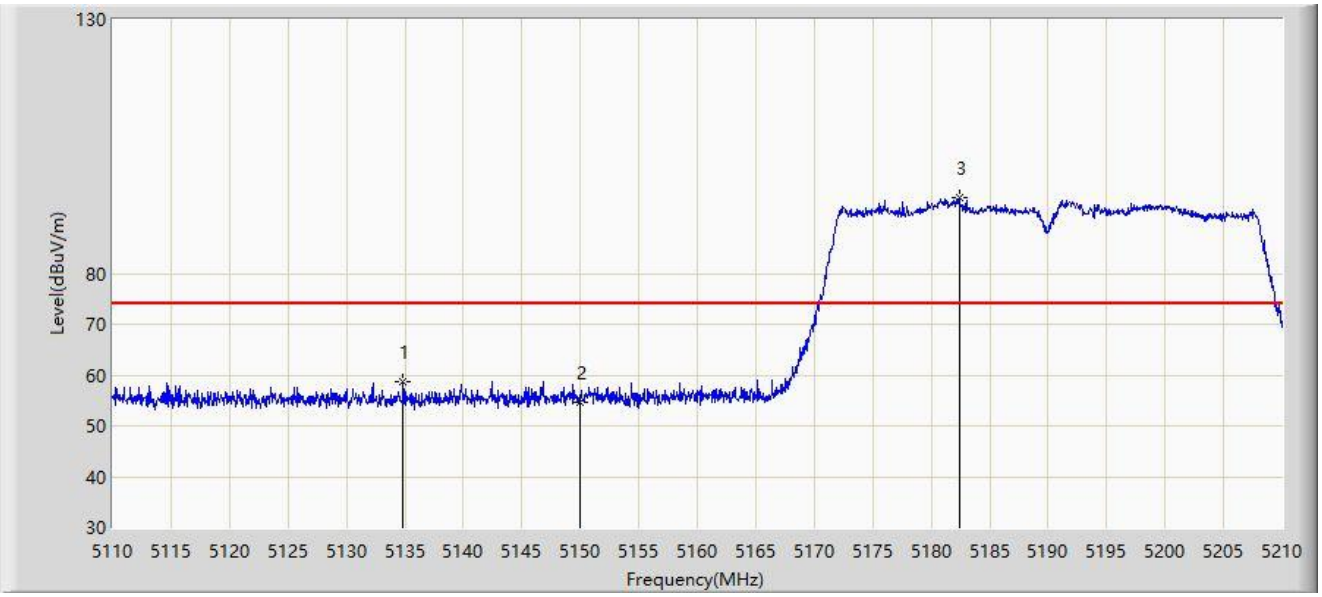

No	Mark	Frequency (MHz)	Measure Level (dBμV/m)	Reading Level (dBμV)	Margin (dB)	Limit (dBμV/m)	Factor (dB/m)	Type
1	*	5134.850	58.819	55.514	-15.181	74.000	3.305	PK
2		5150.000	54.695	51.196	-19.305	74.000	3.499	PK
3		5182.400	94.800	91.533	N/A	N/A	3.267	PK

Note 1: " * ", means this data is the worst emission level.

Note 2: Measure Level (dBμV/m) = Reading Level (dBμV) + Factor (dB/m).

Note 3: Factor (dB/m) = Cable Loss (dB) + Antenna Factor (dB/m) - Pre_Amplifier Gain (dB).

Site: WZ-AC2	Test Date: 2023-07-27
Limit: FCC_5G_RE(3m)	Engineer: Bob Zhang
Probe: BBHA9120D_1457_1-18GHz	Polarity: Horizontal
EUT: ACCESS POINT	Power: AC 120V/60Hz
Test Mode: Transmit by 802.11ac-VHT40 at 5190MHz	

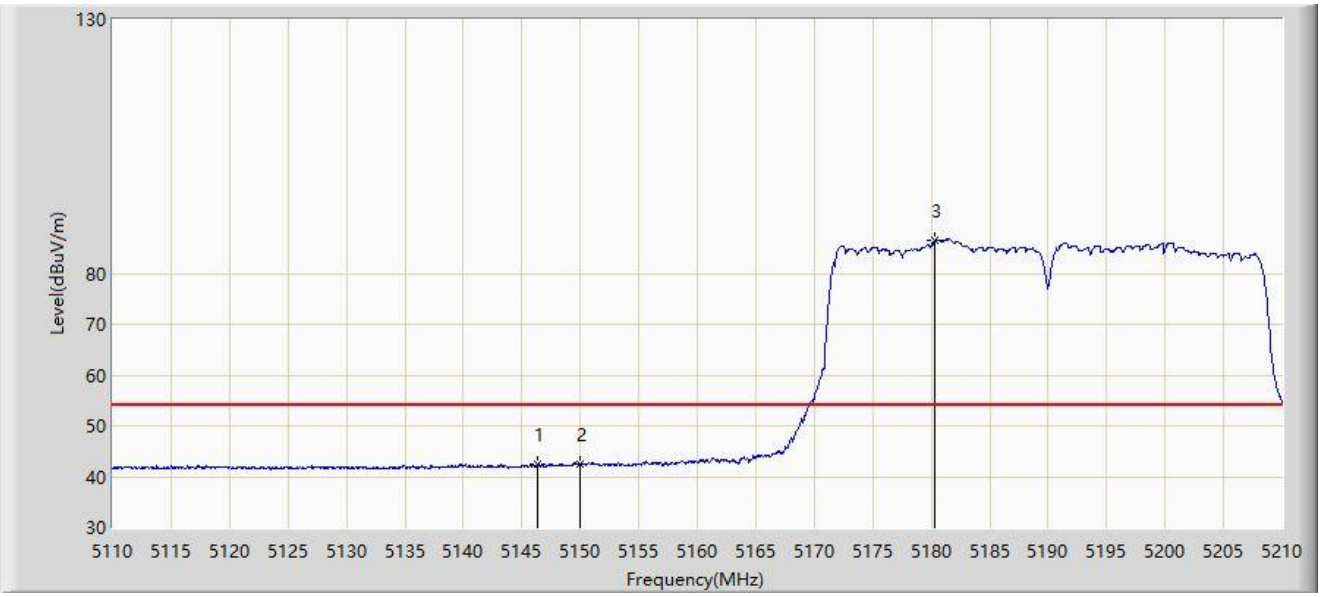

No	Mark	Frequency (MHz)	Measure Level (dBμV/m)	Reading Level (dBμV)	Margin (dB)	Limit (dBμV/m)	Factor (dB/m)	Type
1	*	5146.400	42.587	39.118	-11.413	54.000	3.469	AV
2		5150.000	42.447	38.948	-11.553	54.000	3.499	AV
3		5180.350	86.394	83.087	N/A	N/A	3.307	AV

Note 1: " * ", means this data is the worst emission level.

Note 2: Measure Level (dBμV/m) = Reading Level (dBμV) + Factor (dB/m).

Note 3: Factor (dB/m) = Cable Loss (dB) + Antenna Factor (dB/m) - Pre_Amplifier Gain (dB).

Site: WZ-AC2	Test Date: 2023-07-27
Limit: FCC_5G_RE(3m)	Engineer: Bob Zhang
Probe: BBHA9120D_1457_1-18GHz	Polarity: Vertical
EUT: ACCESS POINT	Power: AC 120V/60Hz
Test Mode: Transmit by 802.11ac-VHT40 at 5190MHz	

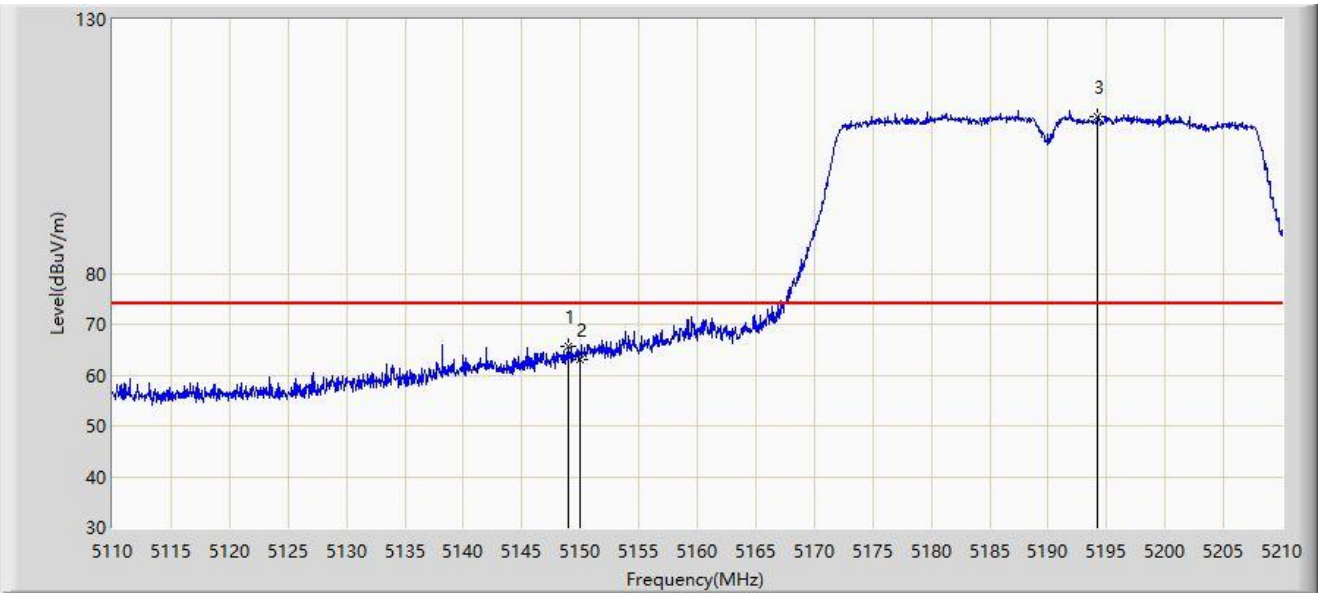

No	Mark	Frequency (MHz)	Measure Level (dBμV/m)	Reading Level (dBμV)	Margin (dB)	Limit (dBμV/m)	Factor (dB/m)	Type
1	*	5149.000	65.666	62.171	-8.334	74.000	3.496	PK
2		5150.000	63.113	59.614	-10.887	74.000	3.499	PK
3		5194.200	110.946	107.932	N/A	N/A	3.013	PK

Note 1: " * ", means this data is the worst emission level.

Note 2: Measure Level (dBμV/m) = Reading Level (dBμV) + Factor (dB/m).

Note 3: Factor (dB/m) = Cable Loss (dB) + Antenna Factor (dB/m) - Pre_Amplifier Gain (dB).

Site: WZ-AC2	Test Date: 2023-07-26
Limit: FCC_5G_RE(3m)	Engineer: Bob Zhang
Probe: BBHA9120D_1457_1-18GHz	Polarity: Vertical
EUT: ACCESS POINT	Power: AC 120V/60Hz
Test Mode: Transmit by 802.11ac-VHT40 at 5190MHz	

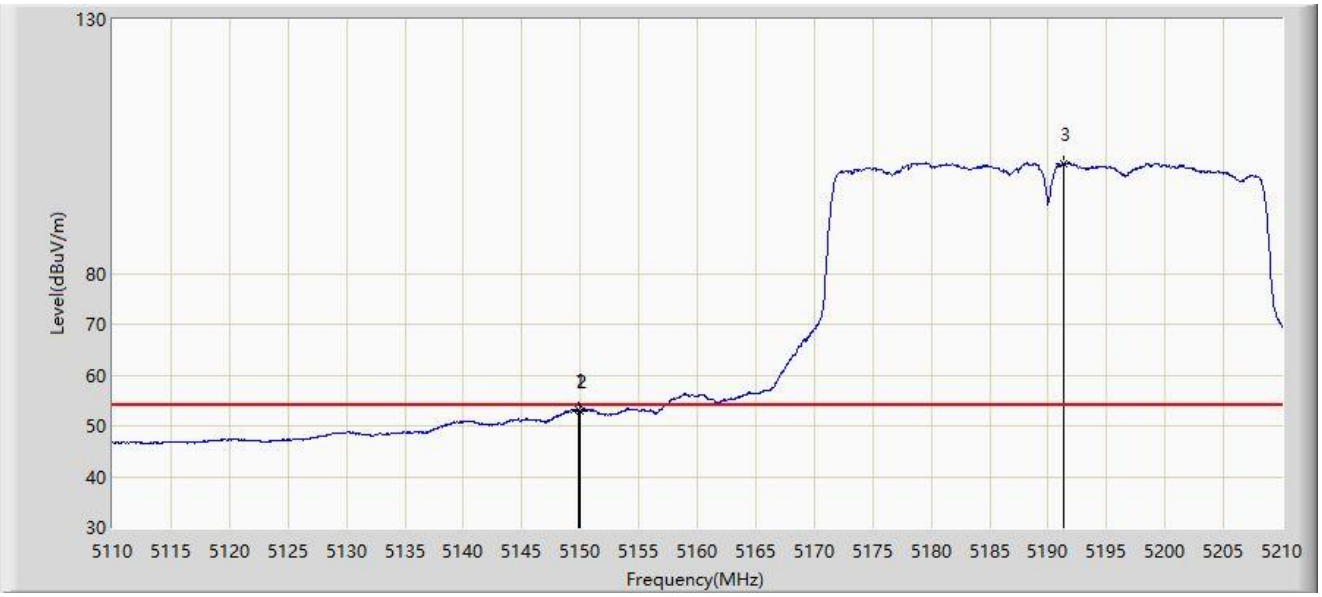

No	Mark	Frequency (MHz)	Measure Level (dBμV/m)	Reading Level (dBμV)	Margin (dB)	Limit (dBμV/m)	Factor (dB/m)	Type
1	*	5149.800	53.288	49.789	-0.712	54.000	3.499	AV
2		5150.000	53.012	49.513	-0.988	54.000	3.499	AV
3		5191.300	101.604	98.529	N/A	N/A	3.075	AV

Note 1: " * ", means this data is the worst emission level.

Note 2: Measure Level (dBμV/m) = Reading Level (dBμV) + Factor (dB/m).

Note 3: Factor (dB/m) = Cable Loss (dB) + Antenna Factor (dB/m) - Pre_Amplifier Gain (dB).

Site: WZ-AC2	Test Date: 2023-07-27
Limit: FCC_5G_RE(3m)	Engineer: Bob Zhang
Probe: BBHA9120D_1457_1-18GHz	Polarity: Horizontal
EUT: ACCESS POINT	Power: AC 120V/60Hz
Test Mode: Transmit by 802.11ac-VHT40 at 5310MHz	

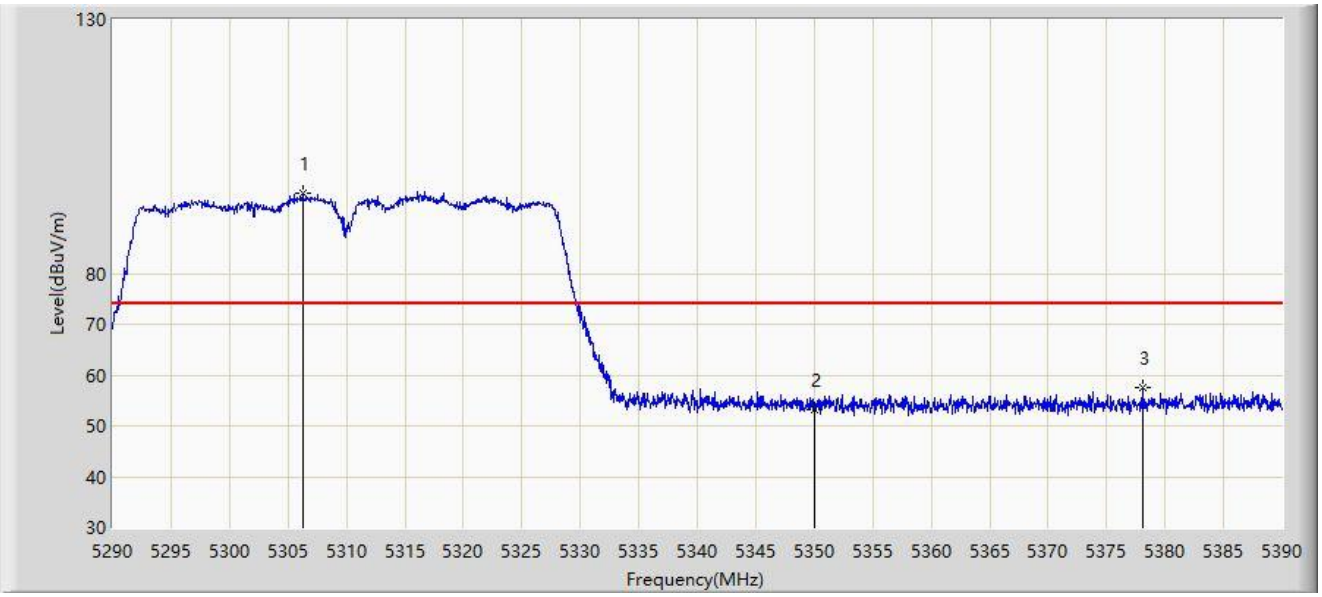

No	Mark	Frequency (MHz)	Measure Level (dBμV/m)	Reading Level (dBμV)	Margin (dB)	Limit (dBμV/m)	Factor (dB/m)	Type
1		5306.250	95.685	92.839	N/A	N/A	2.846	PK
2		5350.000	53.293	50.462	-20.707	74.000	2.832	PK
3	*	5378.150	57.505	54.445	-16.495	74.000	3.059	PK

Note 1: " * ", means this data is the worst emission level.

Note 2: Measure Level (dBμV/m) = Reading Level (dBμV) + Factor (dB/m).

Note 3: Factor (dB/m) = Cable Loss (dB) + Antenna Factor (dB/m) - Pre_Amplifier Gain (dB).

Site: WZ-AC2	Test Date: 2023-07-27
Limit: FCC_5G_RE(3m)	Engineer: Bob Zhang
Probe: BBHA9120D_1457_1-18GHz	Polarity: Horizontal
EUT: ACCESS POINT	Power: AC 120V/60Hz
Test Mode: Transmit by 802.11ac-VHT40 at 5310MHz	

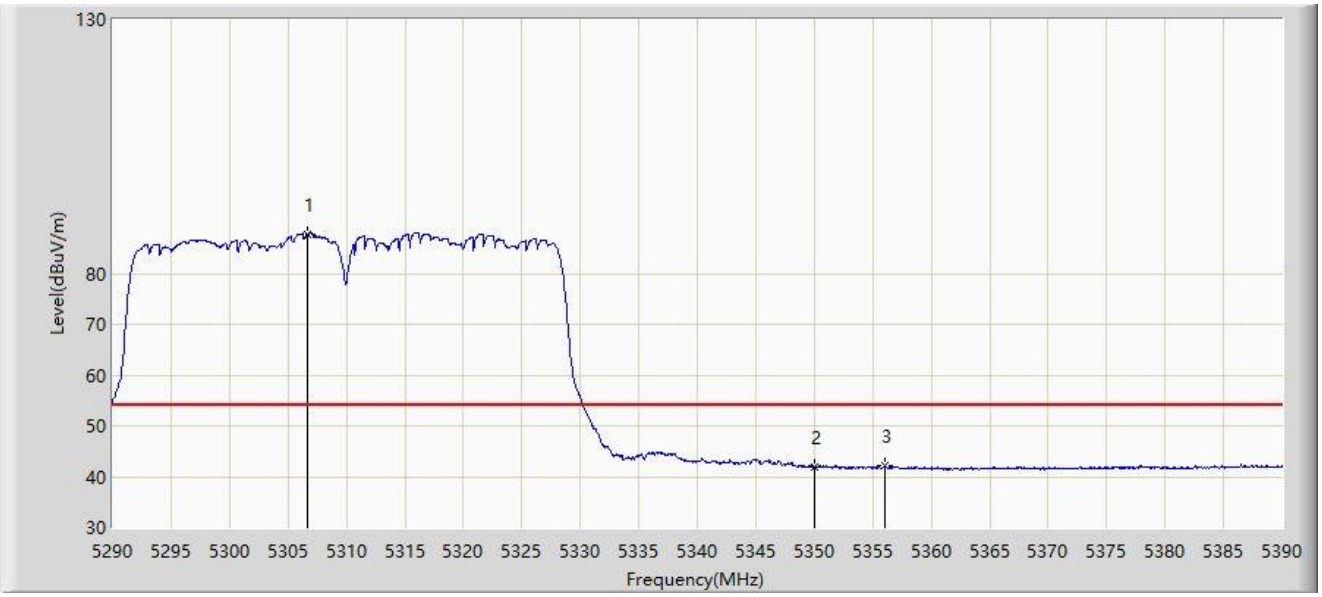

No	Mark	Frequency (MHz)	Measure Level (dBµV/m)	Reading Level (dBµV)	Margin (dB)	Limit (dBµV/m)	Factor (dB/m)	Type
1		5306.650	87.655	84.803	N/A	N/A	2.852	AV
2		5350.000	41.899	39.068	-12.101	54.000	2.832	AV
3	*	5356.000	42.055	39.238	-11.945	54.000	2.817	AV

Note 1: " * ", means this data is the worst emission level.

Note 2: Measure Level (dBµV/m) = Reading Level (dBµV) + Factor (dB/m).

Note 3: Factor (dB/m) = Cable Loss (dB) + Antenna Factor (dB/m) - Pre_Amplifier Gain (dB).

Site: WZ-AC2	Test Date: 2023-07-27
Limit: FCC_5G_RE(3m)	Engineer: Bob Zhang
Probe: BBHA9120D_1457_1-18GHz	Polarity: Vertical
EUT: ACCESS POINT	Power: AC 120V/60Hz
Test Mode: Transmit by 802.11ac-VHT40 at 5310MHz	

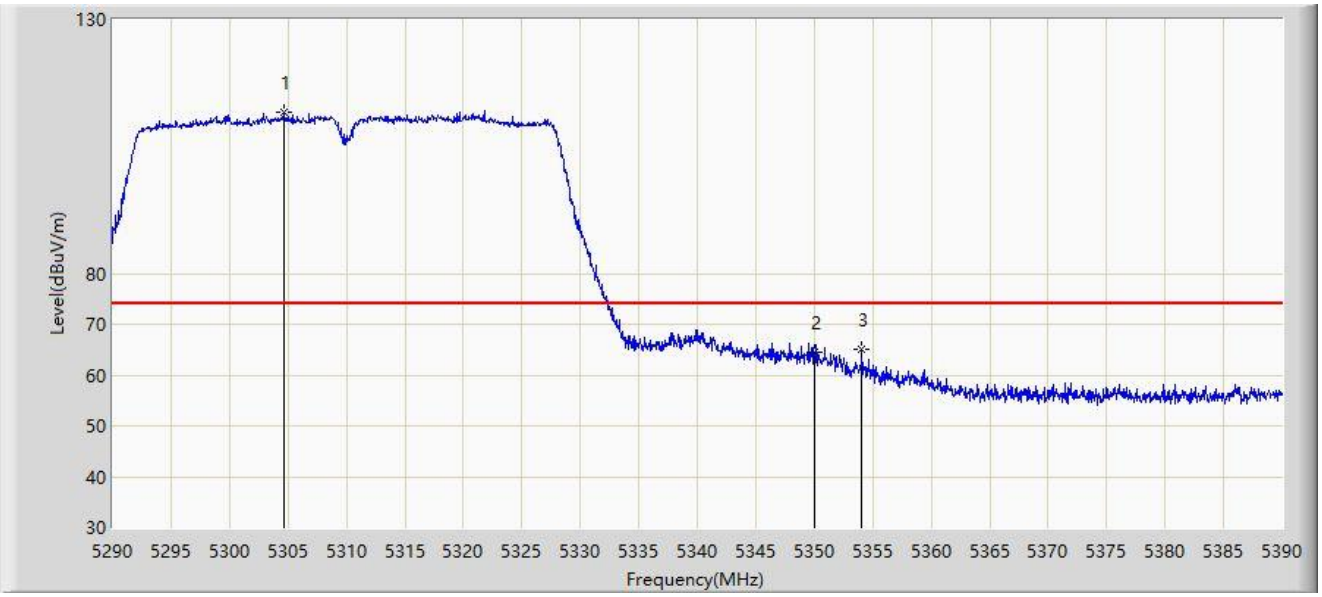

No	Mark	Frequency (MHz)	Measure Level (dBμV/m)	Reading Level (dBμV)	Margin (dB)	Limit (dBμV/m)	Factor (dB/m)	Type
1		5304.700	111.871	109.049	N/A	N/A	2.823	PK
2		5350.000	64.574	61.743	-9.426	74.000	2.832	PK
3	*	5354.050	64.962	62.155	-9.038	74.000	2.807	PK

Note 1: " * ", means this data is the worst emission level.

Note 2: Measure Level (dBμV/m) = Reading Level (dBμV) + Factor (dB/m).

Note 3: Factor (dB/m) = Cable Loss (dB) + Antenna Factor (dB/m) - Pre_Amplifier Gain (dB).

Site: WZ-AC2	Test Date: 2023-07-27
Limit: FCC_5G_RE(3m)	Engineer: Bob Zhang
Probe: BBHA9120D_1457_1-18GHz	Polarity: Vertical
EUT: ACCESS POINT	Power: AC 120V/60Hz
Test Mode: Transmit by 802.11ac-VHT40 at 5310MHz	

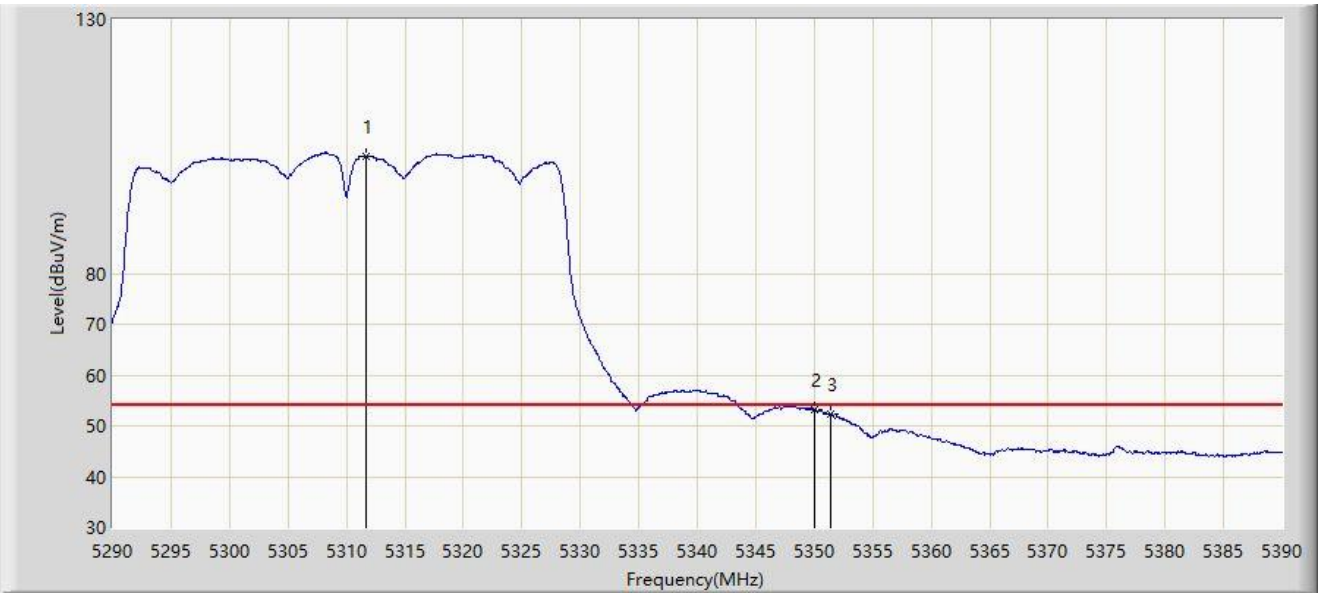

No	Mark	Frequency (MHz)	Measure Level (dBμV/m)	Reading Level (dBμV)	Margin (dB)	Limit (dBμV/m)	Factor (dB/m)	Type
1		5311.650	103.141	100.214	N/A	N/A	2.928	AV
2	*	5350.000	53.052	50.221	-0.948	54.000	2.832	AV
3		5351.400	52.274	49.467	-1.726	54.000	2.807	AV

Note 1: " * ", means this data is the worst emission level.

Note 2: Measure Level (dBμV/m) = Reading Level (dBμV) + Factor (dB/m).

Note 3: Factor (dB/m) = Cable Loss (dB) + Antenna Factor (dB/m) - Pre_Amplifier Gain (dB).

Site: WZ-AC2	Test Date: 2023-07-27
Limit: FCC_5G_RE(3m)	Engineer: Bob Zhang
Probe: BBHA9120D_1457_1-18GHz	Polarity: Horizontal
EUT: ACCESS POINT	Power: AC 120V/60Hz
Test Mode: Transmit by 802.11ac-VHT40 at 5510MHz	

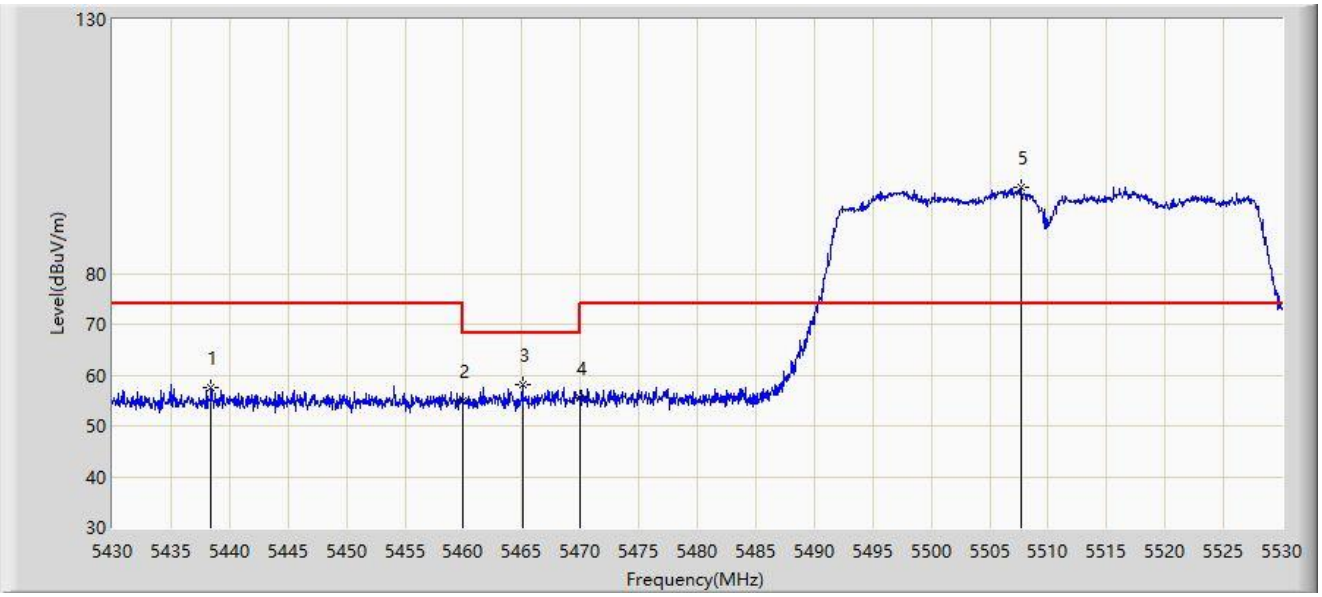

No	Mark	Frequency (MHz)	Measure Level (dBµV/m)	Reading Level (dBµV)	Margin (dB)	Limit (dBµV/m)	Factor (dB/m)	Type
1		5438.450	57.559	54.336	-16.441	74.000	3.223	PK
2		5460.000	54.955	51.736	-19.045	74.000	3.219	PK
3	*	5465.100	58.130	54.813	-10.070	68.200	3.317	PK
4		5470.000	55.545	52.133	-12.655	68.200	3.411	PK
5		5507.700	96.979	93.786	N/A	N/A	3.193	PK

Note 1: " * ", means this data is the worst emission level.

Note 2: Measure Level (dBµV/m) = Reading Level (dBµV) + Factor (dB/m).

Note 3: Factor (dB/m) = Cable Loss (dB) + Antenna Factor (dB/m) - Pre_Amplifier Gain (dB).

Site: WZ-AC2	Test Date: 2023-07-27
Limit: FCC_5G_RE(3m)	Engineer: Bob Zhang
Probe: BBHA9120D_1457_1-18GHz	Polarity: Horizontal
EUT: ACCESS POINT	Power: AC 120V/60Hz
Test Mode: Transmit by 802.11ac-VHT40 at 5510MHz	

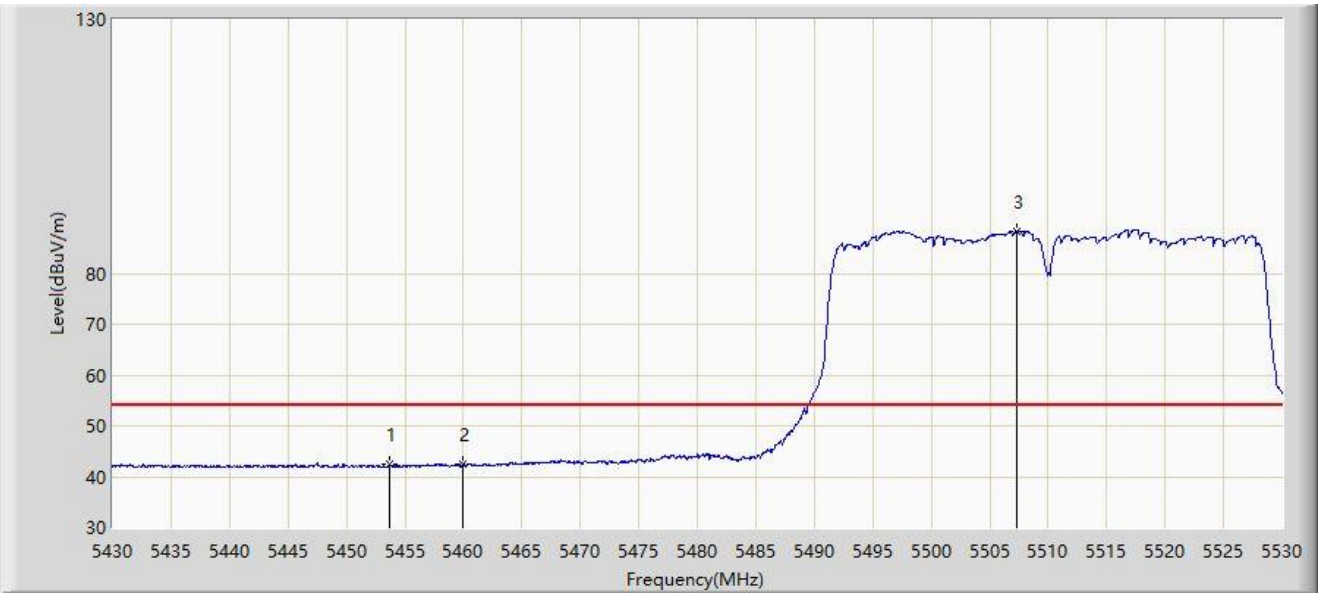

No	Mark	Frequency (MHz)	Measure Level (dBμV/m)	Reading Level (dBμV)	Margin (dB)	Limit (dBμV/m)	Factor (dB/m)	Type
1	*	5453.700	42.398	39.282	-11.602	54.000	3.116	AV
2		5460.000	42.350	39.131	-11.650	54.000	3.219	AV
3		5507.300	88.275	85.078	N/A	N/A	3.196	AV

Note 1: " * ", means this data is the worst emission level.

Note 2: Measure Level (dBμV/m) = Reading Level (dBμV) + Factor (dB/m).

Note 3: Factor (dB/m) = Cable Loss (dB) + Antenna Factor (dB/m) - Pre_Amplifier Gain (dB).

Site: WZ-AC2	Test Date: 2023-07-27
Limit: FCC_5G_RE(3m)	Engineer: Bob Zhang
Probe: BBHA9120D_1457_1-18GHz	Polarity: Vertical
EUT: ACCESS POINT	Power: AC 120V/60Hz
Test Mode: Transmit by 802.11ac-VHT40 at 5510MHz	

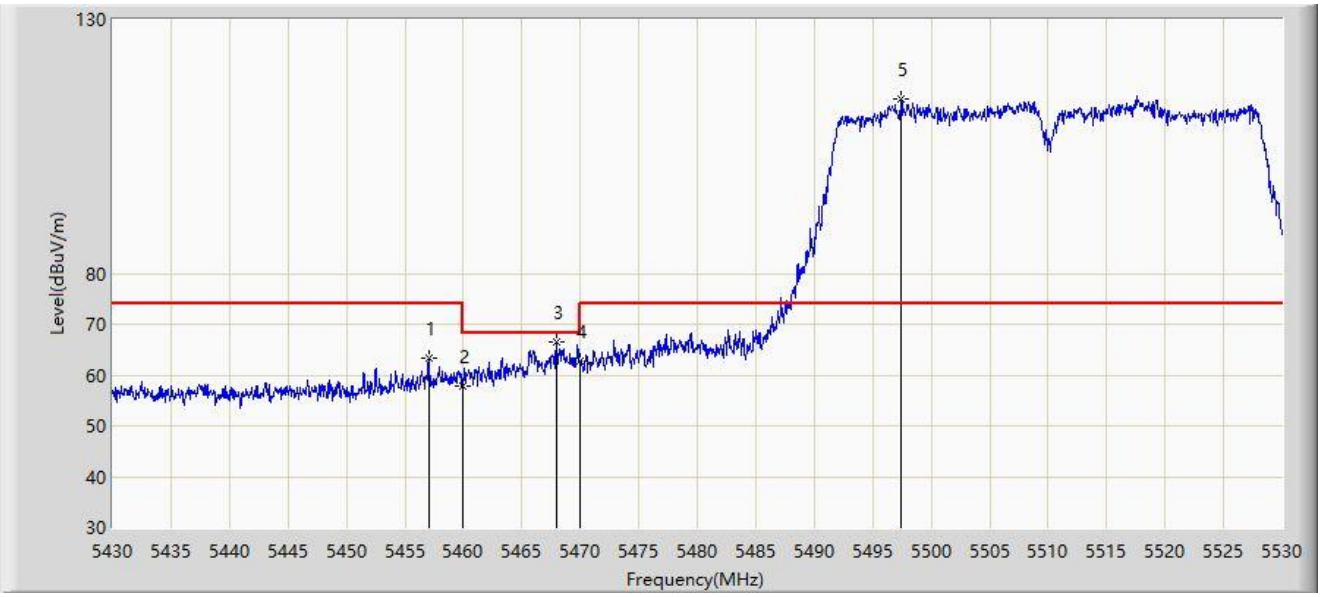

No	Mark	Frequency (MHz)	Measure Level (dBµV/m)	Reading Level (dBµV)	Margin (dB)	Limit (dBµV/m)	Factor (dB/m)	Type
1		5457.050	63.219	60.057	-10.781	74.000	3.163	PK
2		5460.000	57.820	54.601	-16.180	74.000	3.219	PK
3	*	5467.950	66.494	63.122	-1.706	68.200	3.372	PK
4		5470.000	62.870	59.458	-5.330	68.200	3.411	PK
5		5497.450	114.209	110.935	N/A	N/A	3.273	PK

Note 1: " * ", means this data is the worst emission level.

Note 2: Measure Level (dBµV/m) = Reading Level (dBµV) + Factor (dB/m).

Note 3: Factor (dB/m) = Cable Loss (dB) + Antenna Factor (dB/m) - Pre_Amplifier Gain (dB).

Site: WZ-AC2	Test Date: 2023-07-27
Limit: FCC_5G_RE(3m)	Engineer: Bob Zhang
Probe: BBHA9120D_1457_1-18GHz	Polarity: Vertical
EUT: ACCESS POINT	Power: AC 120V/60Hz
Test Mode: Transmit by 802.11ac-VHT40 at 5510MHz	

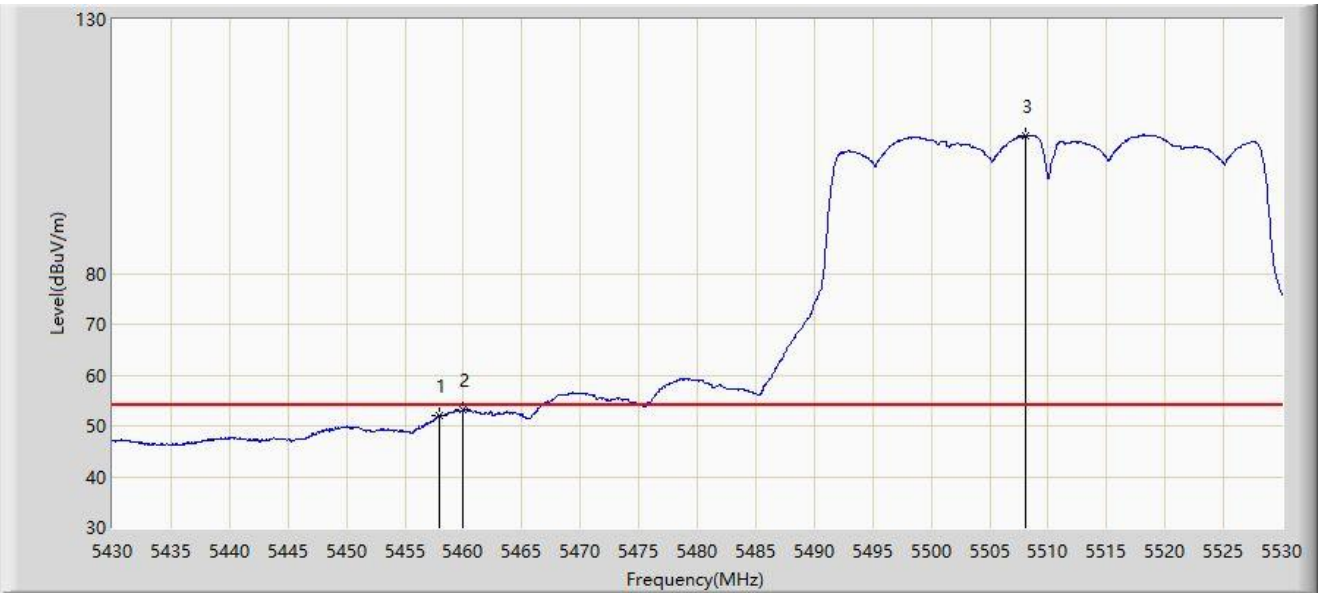

No	Mark	Frequency (MHz)	Measure Level (dBμV/m)	Reading Level (dBμV)	Margin (dB)	Limit (dBμV/m)	Factor (dB/m)	Type
1		5458.000	52.028	48.847	-1.972	54.000	3.181	AV
2	*	5460.000	53.133	49.914	-0.867	54.000	3.219	AV
3		5508.100	107.199	104.010	N/A	N/A	3.189	AV

Note 1: " * ", means this data is the worst emission level.

Note 2: Measure Level (dBμV/m) = Reading Level (dBμV) + Factor (dB/m).

Note 3: Factor (dB/m) = Cable Loss (dB) + Antenna Factor (dB/m) - Pre_Amplifier Gain (dB).

Site: WZ-AC2	Test Date: 2023-07-27
Limit: FCC_5G_RE(3m)	Engineer: Bob Zhang
Probe: BBHA9120D_1457_1-18GHz	Polarity: Horizontal
EUT: ACCESS POINT	Power: AC 120V/60Hz
Test Mode: Transmit by 802.11ac-VHT40 at 5670MHz	

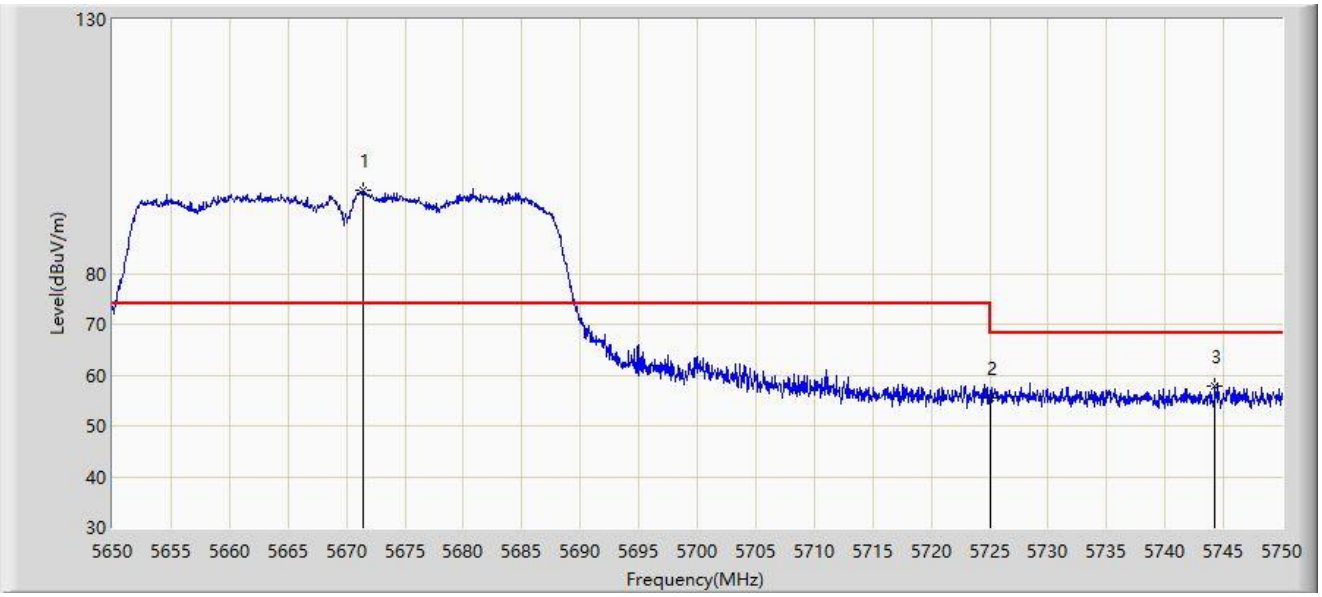

No	Mark	Frequency (MHz)	Measure Level (dBμV/m)	Reading Level (dBμV)	Margin (dB)	Limit (dBμV/m)	Factor (dB/m)	Type
1		5671.400	96.257	92.220	N/A	N/A	4.037	PK
2		5725.000	55.652	50.964	-12.548	68.200	4.688	PK
3	*	5744.250	57.882	53.486	-10.318	68.200	4.396	PK

Note 1: " * ", means this data is the worst emission level.

Note 2: Measure Level (dBμV/m) = Reading Level (dBμV) + Factor (dB/m).

Note 3: Factor (dB/m) = Cable Loss (dB) + Antenna Factor (dB/m) - Pre_Amplifier Gain (dB).

Site: WZ-AC2	Test Date: 2023-07-27
Limit: FCC_5G_RE(3m)	Engineer: Bob Zhang
Probe: BBHA9120D_1457_1-18GHz	Polarity: Vertical
EUT: ACCESS POINT	Power: AC 120V/60Hz
Test Mode: Transmit by 802.11ac-VHT40 at 5670MHz	

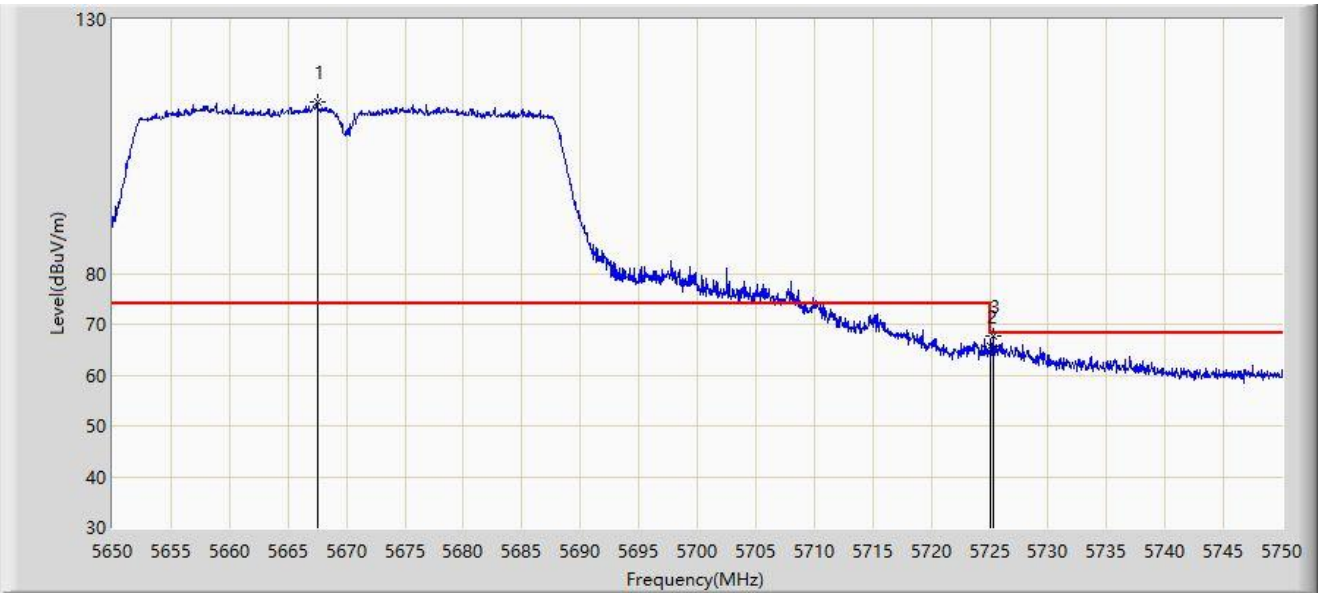

No	Mark	Frequency (MHz)	Measure Level (dBμV/m)	Reading Level (dBμV)	Margin (dB)	Limit (dBμV/m)	Factor (dB/m)	Type
1		5667.500	113.861	109.808	N/A	N/A	4.052	PK
2		5725.000	65.712	61.024	-2.488	68.200	4.688	PK
3	*	5725.300	67.592	62.901	-0.608	68.200	4.691	PK

Note 1: " * ", means this data is the worst emission level.

Note 2: Measure Level (dBμV/m) = Reading Level (dBμV) + Factor (dB/m).

Note 3: Factor (dB/m) = Cable Loss (dB) + Antenna Factor (dB/m) - Pre_Amplifier Gain (dB).

Site: WZ-AC2	Test Date: 2023-07-27
Limit: FCC_5.8G_RE(3m)	Engineer: Bob Zhang
Probe: BBHA9120D_1457_1-18GHz	Polarity: Horizontal
EUT: ACCESS POINT	Power: AC 120V/60Hz
Test Mode: Transmit by 802.11ac-VHT40 at 5755MHz	

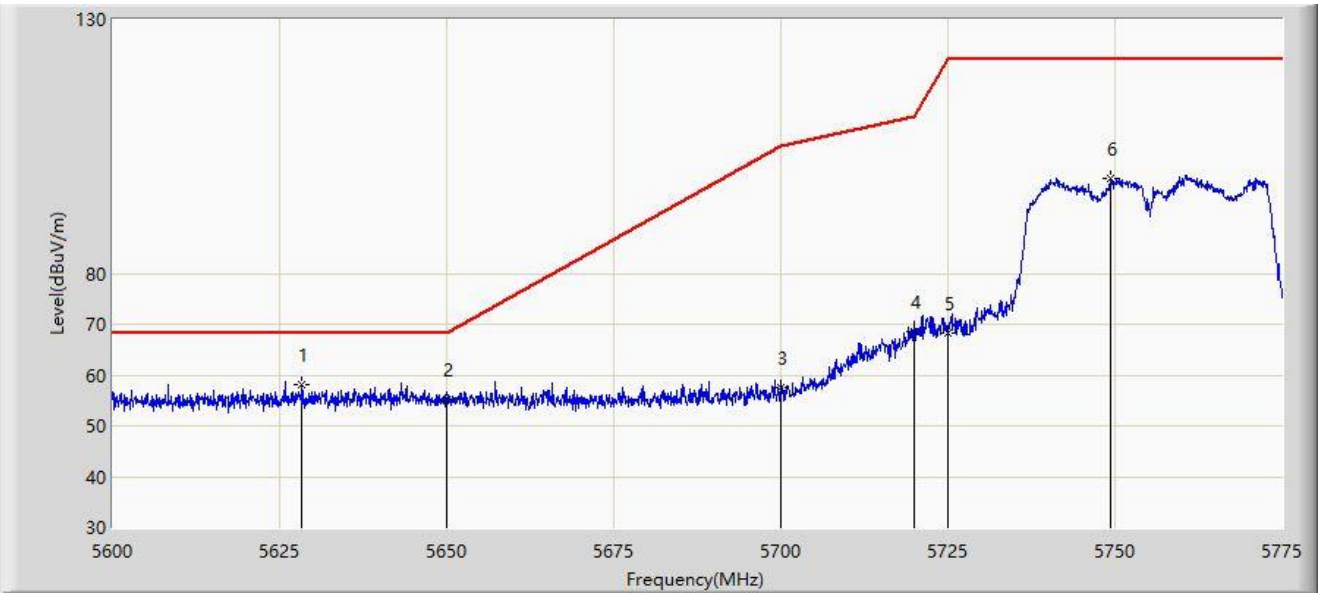

No	Mark	Frequency (MHz)	Measure Level (dBµV/m)	Reading Level (dBµV)	Margin (dB)	Limit (dBµV/m)	Factor (dB/m)	Type
1	*	5628.350	58.126	54.069	-10.074	68.200	4.058	PK
2		5650.000	55.292	51.132	-12.908	68.200	4.160	PK
3		5700.000	57.495	53.065	-47.705	105.200	4.430	PK
4		5720.000	68.602	63.952	-42.198	110.800	4.649	PK
5		5725.000	68.302	63.614	-53.898	122.200	4.688	PK
6		5749.275	98.710	94.257	N/A	N/A	4.453	PK

Note 1: " * ", means this data is the worst emission level.

Note 2: Measure Level (dBµV/m) = Reading Level (dBµV) + Factor (dB/m).

Note 3: Factor (dB/m) = Cable Loss (dB) + Antenna Factor (dB/m) - Pre_Amplifier Gain (dB).

Site: WZ-AC2	Test Date: 2023-07-27
Limit: FCC_5.8G_RE(3m)	Engineer: Bob Zhang
Probe: BBHA9120D_1457_1-18GHz	Polarity: Vertical
EUT: ACCESS POINT	Power: AC 120V/60Hz
Test Mode: Transmit by 802.11ac-VHT40 at 5755MHz	

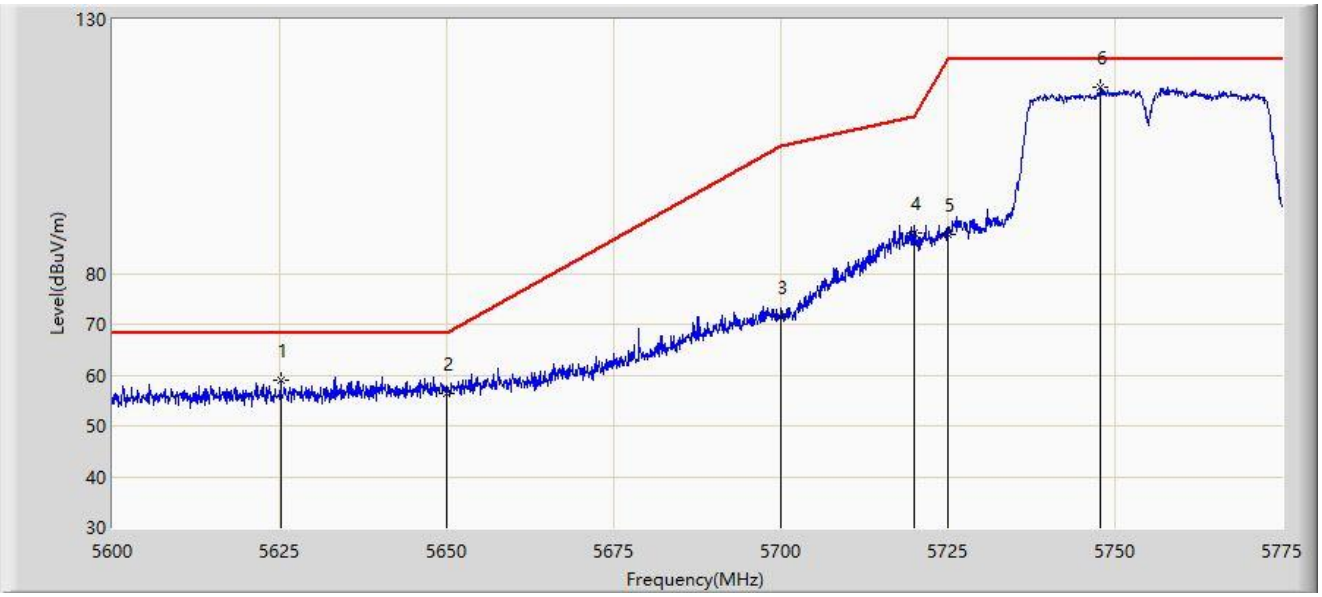

No	Mark	Frequency (MHz)	Measure Level (dBµV/m)	Reading Level (dBµV)	Margin (dB)	Limit (dBµV/m)	Factor (dB/m)	Type
1	*	5625.112	59.047	55.028	-9.153	68.200	4.019	PK
2		5650.000	56.496	52.336	-11.704	68.200	4.160	PK
3		5700.000	71.518	67.088	-33.682	105.200	4.430	PK
4		5720.000	87.893	83.243	-22.907	110.800	4.649	PK
5		5725.000	87.668	82.980	-34.532	122.200	4.688	PK
6		5747.875	116.659	112.223	N/A	N/A	4.436	PK

Note 1: " * ", means this data is the worst emission level.

Note 2: Measure Level (dBµV/m) = Reading Level (dBµV) + Factor (dB/m).

Note 3: Factor (dB/m) = Cable Loss (dB) + Antenna Factor (dB/m) - Pre_Amplifier Gain (dB).

Site: WZ-AC2	Test Date: 2023-07-27
Limit: FCC_5.8G_RE(3m)	Engineer: Bob Zhang
Probe: BBHA9120D_1457_1-18GHz	Polarity: Horizontal
EUT: ACCESS POINT	Power: AC 120V/60Hz
Test Mode: Transmit by 802.11ac-VHT40 at 5795MHz	

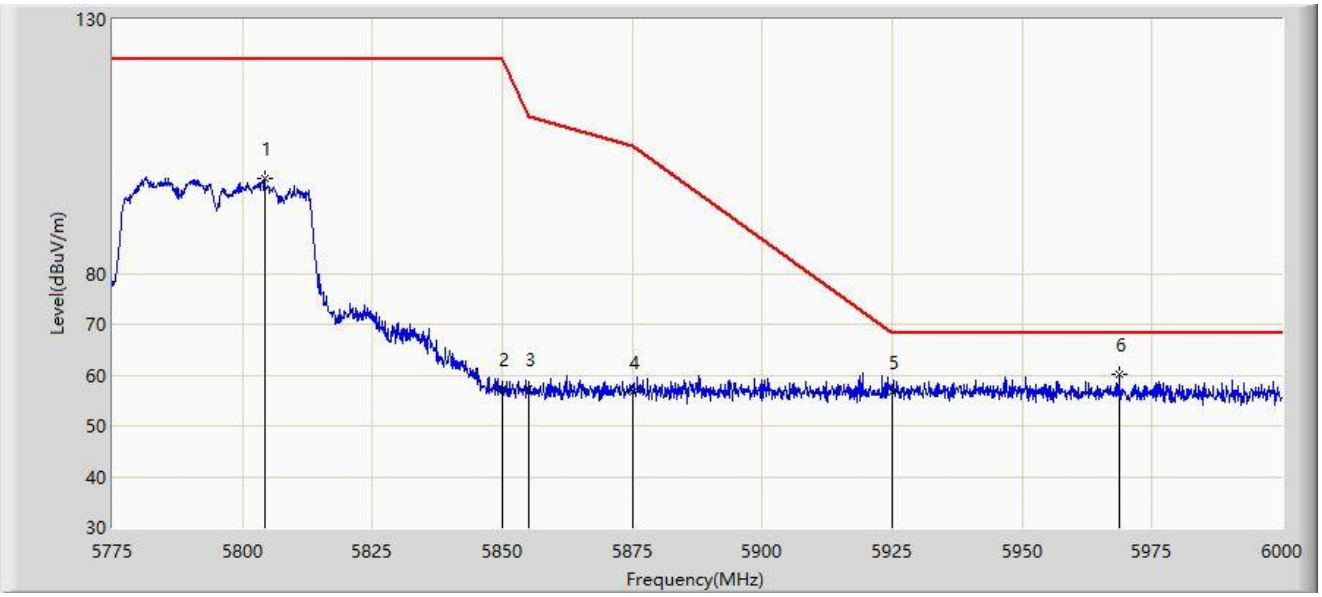

No	Mark	Frequency (MHz)	Measure Level (dBμV/m)	Reading Level (dBμV)	Margin (dB)	Limit (dBμV/m)	Factor (dB/m)	Type
1		5804.250	98.759	93.718	N/A	N/A	5.042	PK
2		5850.000	57.213	52.253	-64.987	122.200	4.960	PK
3		5855.000	57.173	52.154	-53.627	110.800	5.019	PK
4		5875.000	56.739	51.603	-48.461	105.200	5.136	PK
5		5925.000	56.752	51.482	-11.448	68.200	5.271	PK
6	*	5968.612	60.257	54.919	-7.943	68.200	5.338	PK

Note 1: " * ", means this data is the worst emission level.

Note 2: Measure Level (dBμV/m) = Reading Level (dBμV) + Factor (dB/m).

Note 3: Factor (dB/m) = Cable Loss (dB) + Antenna Factor (dB/m) - Pre_Amplifier Gain (dB).

Site: WZ-AC2	Test Date: 2023-07-27
Limit: FCC_5.8G_RE(3m)	Engineer: Bob Zhang
Probe: BBHA9120D_1457_1-18GHz	Polarity: Vertical
EUT: ACCESS POINT	Power: AC 120V/60Hz
Test Mode: Transmit by 802.11ac-VHT40 at 5795MHz	

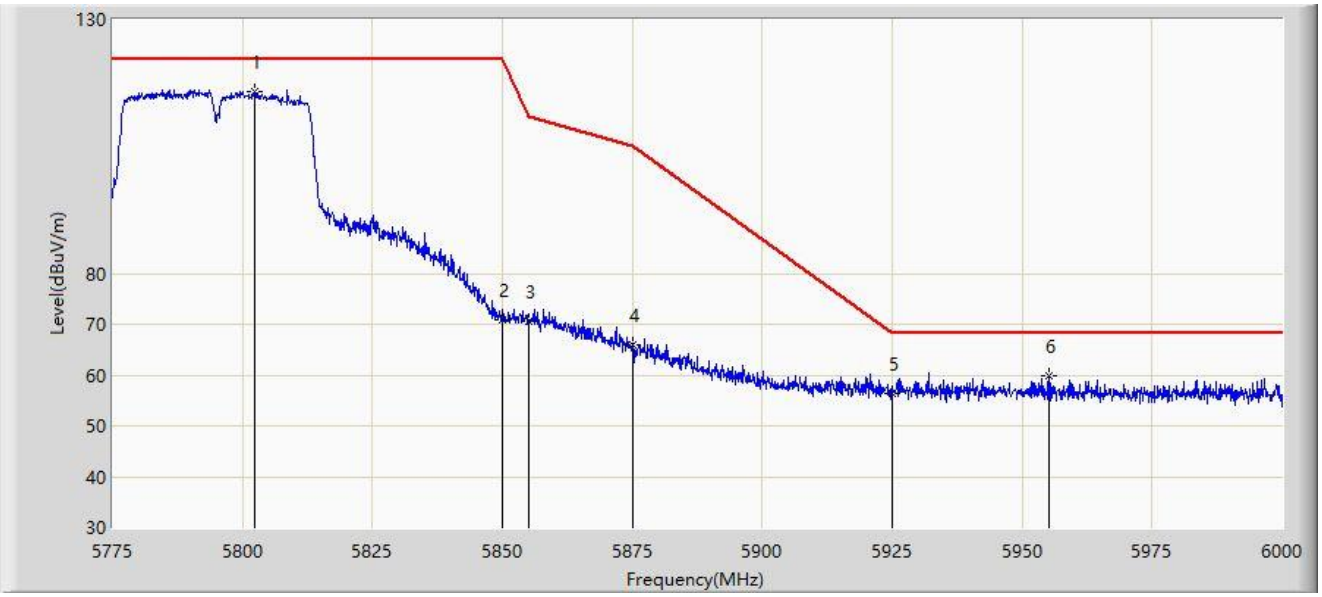

No	Mark	Frequency (MHz)	Measure Level (dBμV/m)	Reading Level (dBμV)	Margin (dB)	Limit (dBμV/m)	Factor (dB/m)	Type
1		5802.450	115.933	110.885	N/A	N/A	5.047	PK
2		5850.000	70.955	65.995	-51.245	122.200	4.960	PK
3		5855.000	70.521	65.502	-40.279	110.800	5.019	PK
4		5875.000	66.048	60.912	-39.152	105.200	5.136	PK
5		5925.000	56.265	50.995	-11.935	68.200	5.271	PK
6	*	5955.112	59.717	54.315	-8.483	68.200	5.403	PK

Note 1: " * ", means this data is the worst emission level.

Note 2: Measure Level (dBμV/m) = Reading Level (dBμV) + Factor (dB/m).

Note 3: Factor (dB/m) = Cable Loss (dB) + Antenna Factor (dB/m) - Pre_Amplifier Gain (dB).

Site: WZ-AC2	Test Date: 2023-07-27
Limit: FCC_5G_RE(3m)	Engineer: Bob Zhang
Probe: BBHA9120D_1457_1-18GHz	Polarity: Horizontal
EUT: ACCESS POINT	Power: AC 120V/60Hz
Test Mode: Transmit by 802.11ac-VHT80 at 5210MHz	

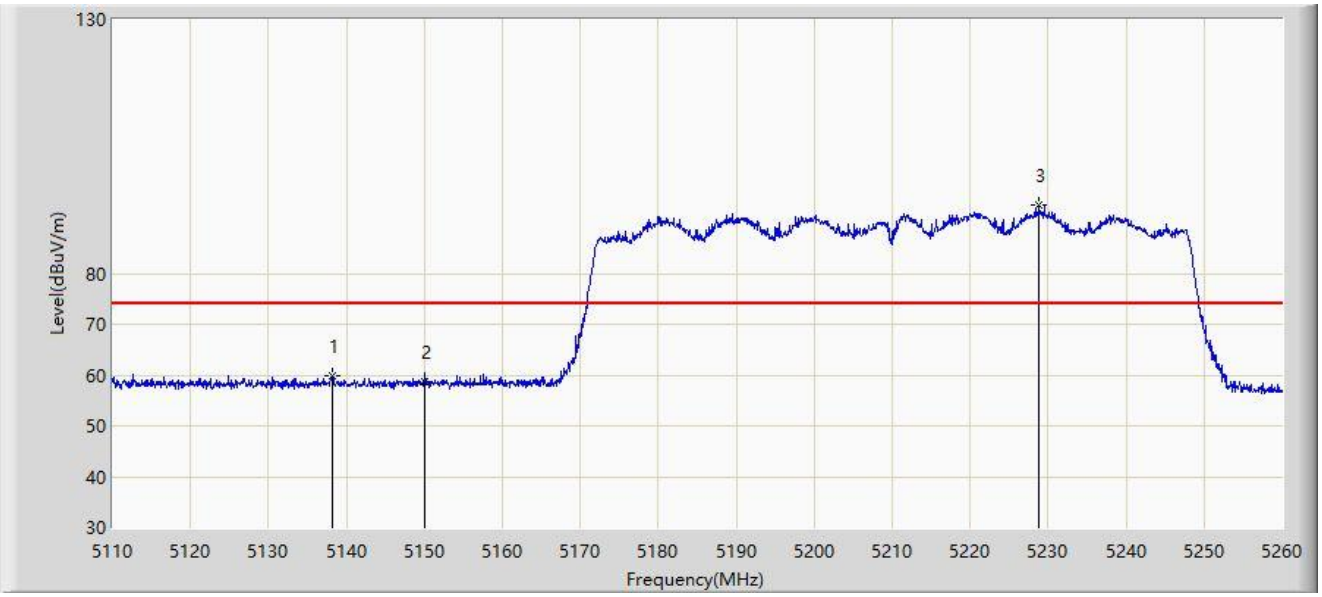

No	Mark	Frequency (MHz)	Measure Level (dBµV/m)	Reading Level (dBµV)	Margin (dB)	Limit (dBµV/m)	Factor (dB/m)	Type
1	*	5138.275	59.865	56.511	-14.135	74.000	3.354	PK
2		5150.000	58.765	55.266	-15.235	74.000	3.499	PK
3		5228.875	93.406	90.214	N/A	N/A	3.192	PK

Note 1: " * ", means this data is the worst emission level.

Note 2: Measure Level (dBµV/m) = Reading Level (dBµV) + Factor (dB/m).

Note 3: Factor (dB/m) = Cable Loss (dB) + Antenna Factor (dB/m) - Pre_Amplifier Gain (dB).

Site: WZ-AC2	Test Date: 2023-07-27
Limit: FCC_5G_RE(3m)	Engineer: Bob Zhang
Probe: BBHA9120D_1457_1-18GHz	Polarity: Horizontal
EUT: ACCESS POINT	Power: AC 120V/60Hz
Test Mode: Transmit by 802.11ac-VHT80 at 5210MHz	

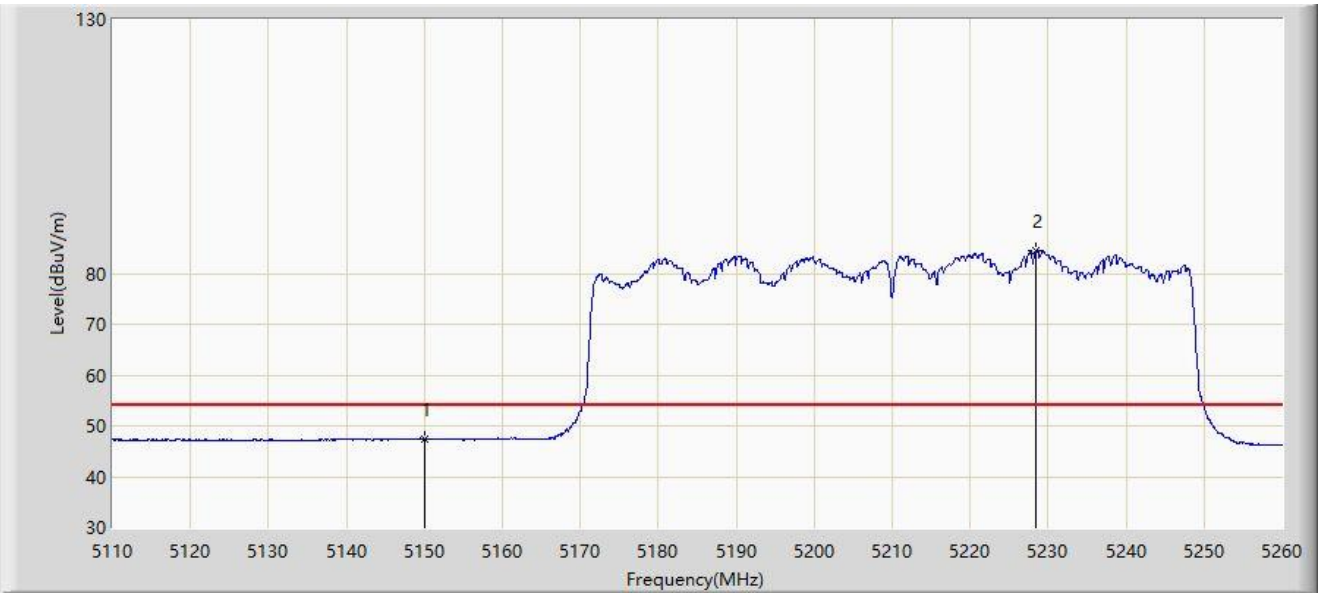

No	Mark	Frequency (MHz)	Measure Level (dBµV/m)	Reading Level (dBµV)	Margin (dB)	Limit (dBµV/m)	Factor (dB/m)	Type
1	*	5150.000	47.487	43.988	-6.513	54.000	3.499	AV
2		5228.500	84.538	81.354	N/A	N/A	3.184	AV

Note 1: " * ", means this data is the worst emission level.

Note 2: Measure Level (dBµV/m) = Reading Level (dBµV) + Factor (dB/m).

Note 3: Factor (dB/m) = Cable Loss (dB) + Antenna Factor (dB/m) - Pre_Amplifier Gain (dB).

Site: WZ-AC2	Test Date: 2023-07-27
Limit: FCC_5G_RE(3m)	Engineer: Bob Zhang
Probe: BBHA9120D_1457_1-18GHz	Polarity: Vertical
EUT: ACCESS POINT	Power: AC 120V/60Hz
Test Mode: Transmit by 802.11ac-VHT80 at 5210MHz	

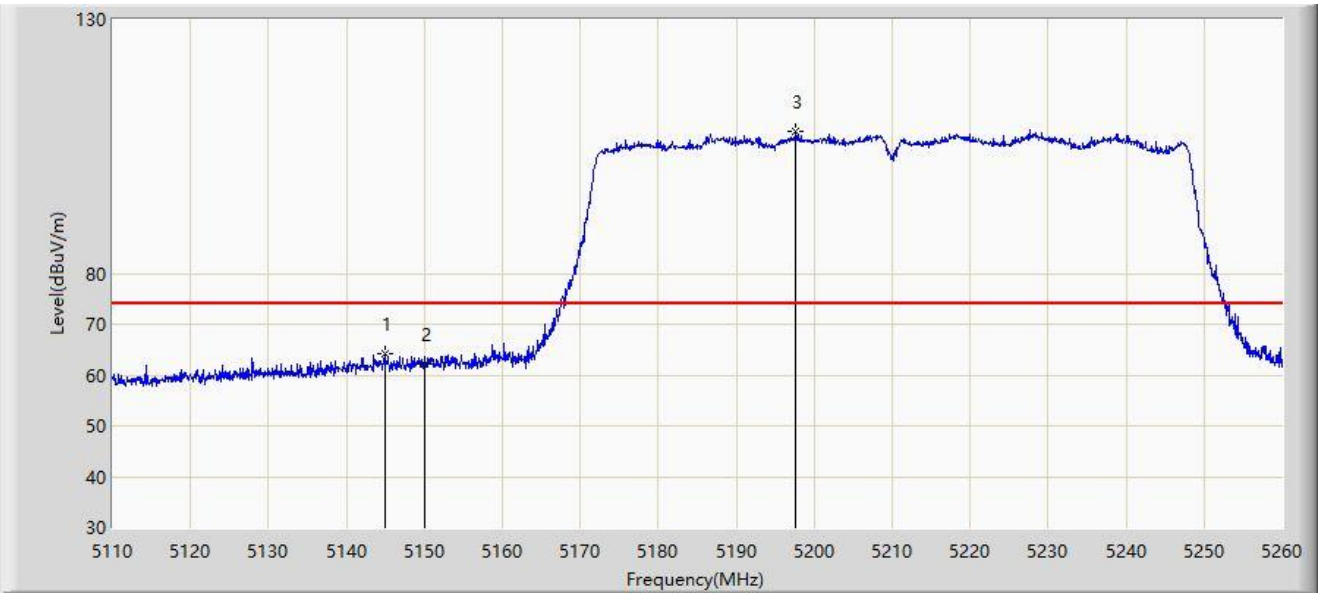

No	Mark	Frequency (MHz)	Measure Level (dBμV/m)	Reading Level (dBμV)	Margin (dB)	Limit (dBμV/m)	Factor (dB/m)	Type
1	*	5144.875	64.118	60.671	-9.882	74.000	3.448	PK
2		5150.000	62.257	58.758	-11.743	74.000	3.499	PK
3		5197.675	108.000	105.058	N/A	N/A	2.941	PK

Note 1: " * ", means this data is the worst emission level.

Note 2: Measure Level (dBμV/m) = Reading Level (dBμV) + Factor (dB/m).

Note 3: Factor (dB/m) = Cable Loss (dB) + Antenna Factor (dB/m) - Pre_Amplifier Gain (dB).

Site: WZ-AC2	Test Date: 2023-07-27
Limit: FCC_5G_RE(3m)	Engineer: Bob Zhang
Probe: BBHA9120D_1457_1-18GHz	Polarity: Vertical
EUT: ACCESS POINT	Power: AC 120V/60Hz
Test Mode: Transmit by 802.11ac-VHT80 at 5210MHz	

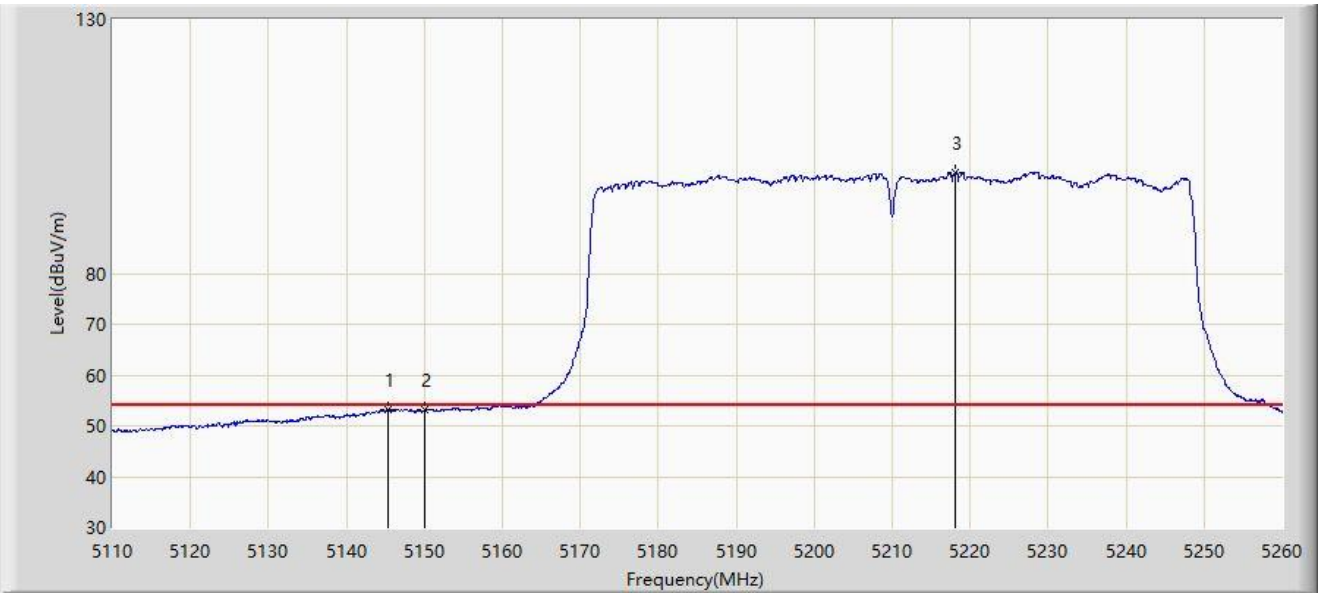

No	Mark	Frequency (MHz)	Measure Level (dBµV/m)	Reading Level (dBµV)	Margin (dB)	Limit (dBµV/m)	Factor (dB/m)	Type
1	*	5145.250	53.309	49.856	-0.691	54.000	3.453	AV
2		5150.000	53.101	49.602	-0.899	54.000	3.499	AV
3		5218.150	99.845	96.841	N/A	N/A	3.004	AV

Note 1: " * ", means this data is the worst emission level.

Note 2: Measure Level (dBµV/m) = Reading Level (dBµV) + Factor (dB/m).

Note 3: Factor (dB/m) = Cable Loss (dB) + Antenna Factor (dB/m) - Pre_Amplifier Gain (dB).

Site: WZ-AC2	Test Date: 2023-07-27
Limit: FCC_5G_RE(3m)	Engineer: Bob Zhang
Probe: BBHA9120D_1457_1-18GHz	Polarity: Horizontal
EUT: ACCESS POINT	Power: AC 120V/60Hz
Test Mode: Transmit by 802.11ac-VHT80 at 5290MHz	

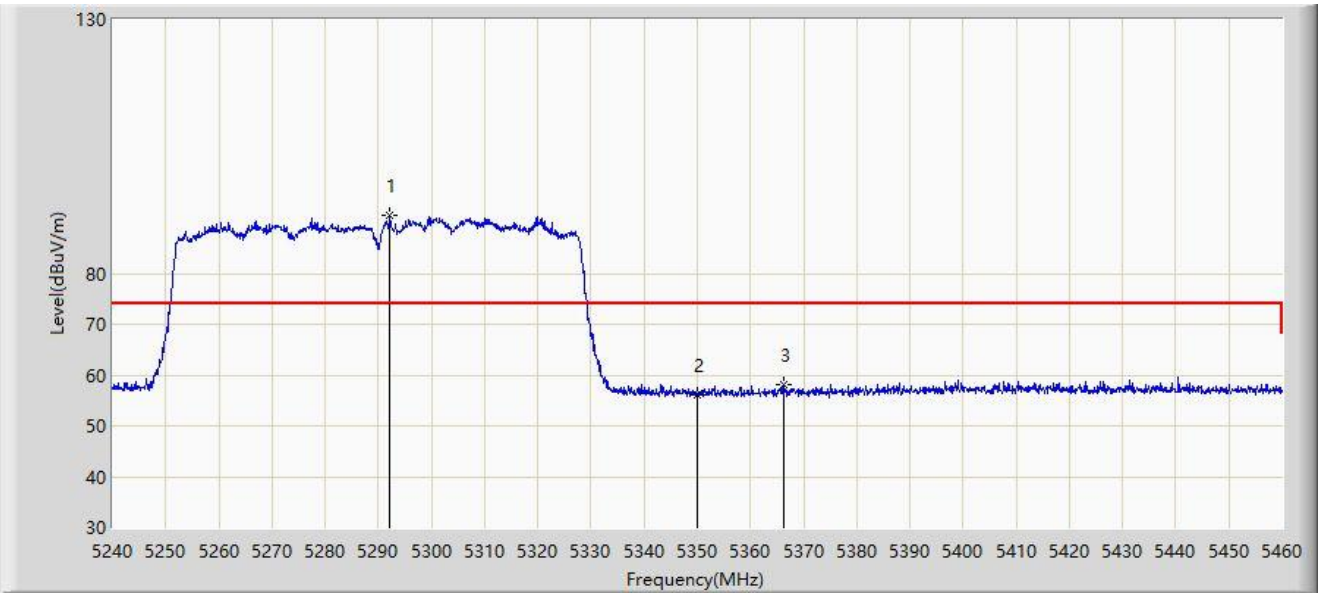

No	Mark	Frequency (MHz)	Measure Level (dBμV/m)	Reading Level (dBμV)	Margin (dB)	Limit (dBμV/m)	Factor (dB/m)	Type
1		5292.140	91.437	88.776	N/A	N/A	2.660	PK
2		5350.000	56.015	53.184	-17.985	74.000	2.832	PK
3	*	5366.170	58.250	55.384	-15.750	74.000	2.867	PK

Note 1: " * ", means this data is the worst emission level.

Note 2: Measure Level (dBμV/m) = Reading Level (dBμV) + Factor (dB/m).

Note 3: Factor (dB/m) = Cable Loss (dB) + Antenna Factor (dB/m) - Pre_Amplifier Gain (dB).

Site: WZ-AC2	Test Date: 2023-07-27
Limit: FCC_5G_RE(3m)	Engineer: Bob Zhang
Probe: BBHA9120D_1457_1-18GHz	Polarity: Horizontal
EUT: ACCESS POINT	Power: AC 120V/60Hz
Test Mode: Transmit by 802.11ac-VHT80 at 5290MHz	

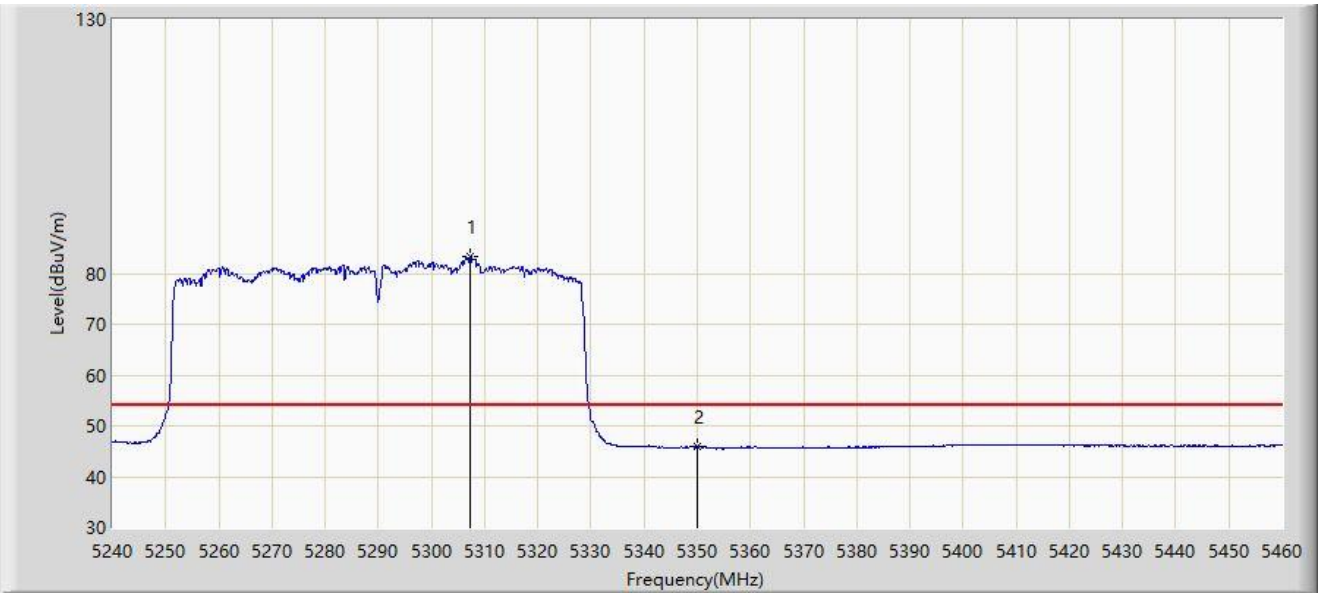

No	Mark	Frequency (MHz)	Measure Level (dBμV/m)	Reading Level (dBμV)	Margin (dB)	Limit (dBμV/m)	Factor (dB/m)	Type
1		5307.320	83.220	80.358	N/A	N/A	2.862	AV
2	*	5350.000	46.033	43.202	-7.967	54.000	2.832	AV

Note 1: " * ", means this data is the worst emission level.

Note 2: Measure Level (dBμV/m) = Reading Level (dBμV) + Factor (dB/m).

Note 3: Factor (dB/m) = Cable Loss (dB) + Antenna Factor (dB/m) - Pre_Amplifier Gain (dB).

Site: WZ-AC2	Test Date: 2023-07-27
Limit: FCC_5G_RE(3m)	Engineer: Bob Zhang
Probe: BBHA9120D_1457_1-18GHz	Polarity: Vertical
EUT: ACCESS POINT	Power: AC 120V/60Hz
Test Mode: Transmit by 802.11ac-VHT80 at 5290MHz	

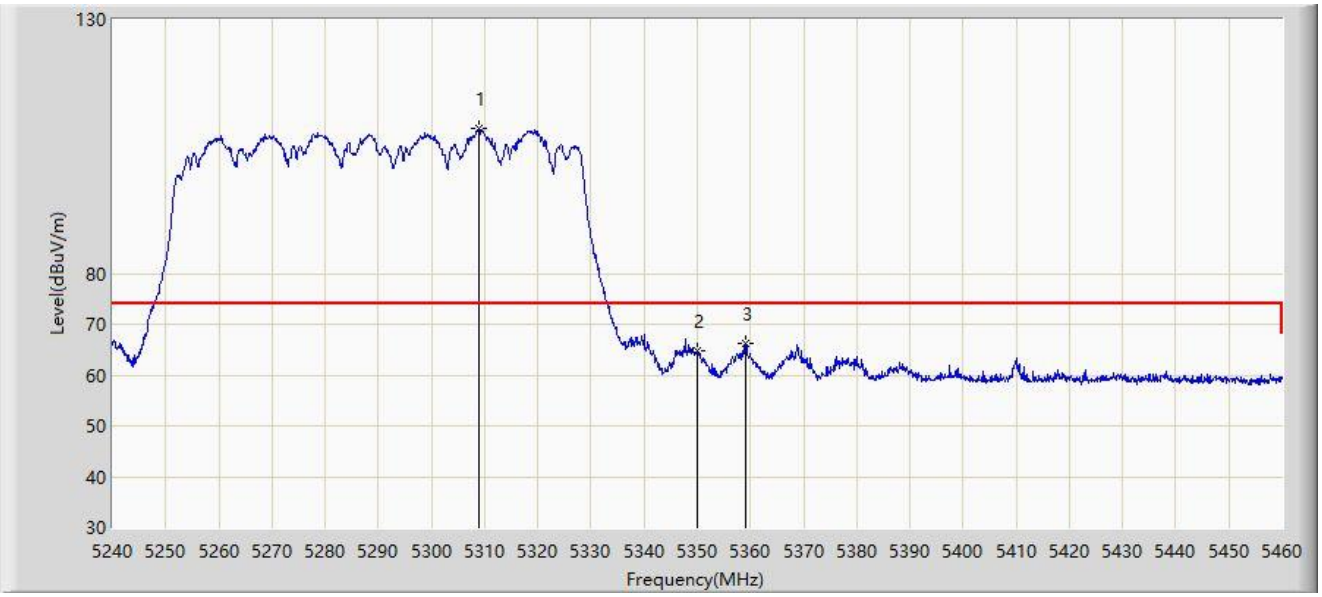

No	Mark	Frequency (MHz)	Measure Level (dBμV/m)	Reading Level (dBμV)	Margin (dB)	Limit (dBμV/m)	Factor (dB/m)	Type
1		5308.970	108.423	105.536	N/A	N/A	2.887	PK
2		5350.000	64.906	62.075	-9.094	74.000	2.832	PK
3	*	5359.020	66.103	63.272	-7.897	74.000	2.832	PK

Note 1: " * ", means this data is the worst emission level.

Note 2: Measure Level (dBμV/m) = Reading Level (dBμV) + Factor (dB/m).

Note 3: Factor (dB/m) = Cable Loss (dB) + Antenna Factor (dB/m) - Pre_Amplifier Gain (dB).

Site: WZ-AC2	Test Date: 2023-07-27
Limit: FCC_5G_RE(3m)	Engineer: Bob Zhang
Probe: BBHA9120D_1457_1-18GHz	Polarity: Vertical
EUT: ACCESS POINT	Power: AC 120V/60Hz
Test Mode: Transmit by 802.11ac-VHT80 at 5290MHz	

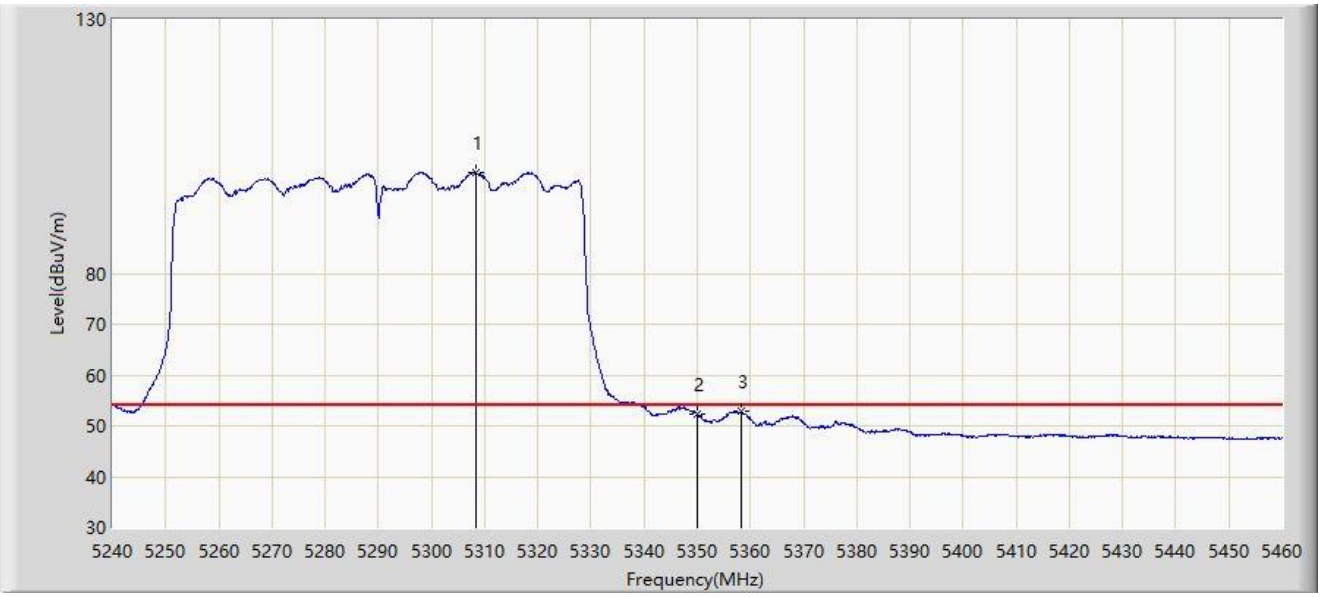

No	Mark	Frequency (MHz)	Measure Level (dBμV/m)	Reading Level (dBμV)	Margin (dB)	Limit (dBμV/m)	Factor (dB/m)	Type
1		5308.310	99.780	96.903	N/A	N/A	2.877	AV
2		5350.000	52.184	49.353	-1.816	54.000	2.832	AV
3	*	5358.250	52.807	49.979	-1.193	54.000	2.828	AV

Note 1: " * ", means this data is the worst emission level.

Note 2: Measure Level (dBμV/m) = Reading Level (dBμV) + Factor (dB/m).

Note 3: Factor (dB/m) = Cable Loss (dB) + Antenna Factor (dB/m) - Pre_Amplifier Gain (dB).

Site: WZ-AC2	Test Date: 2023-07-27
Limit: FCC_5G_RE(3m)	Engineer: Bob Zhang
Probe: BBHA9120D_1457_1-18GHz	Polarity: Horizontal
EUT: ACCESS POINT	Power: AC 120V/60Hz
Test Mode: Transmit by 802.11ac-VHT80 at 5530MHz	

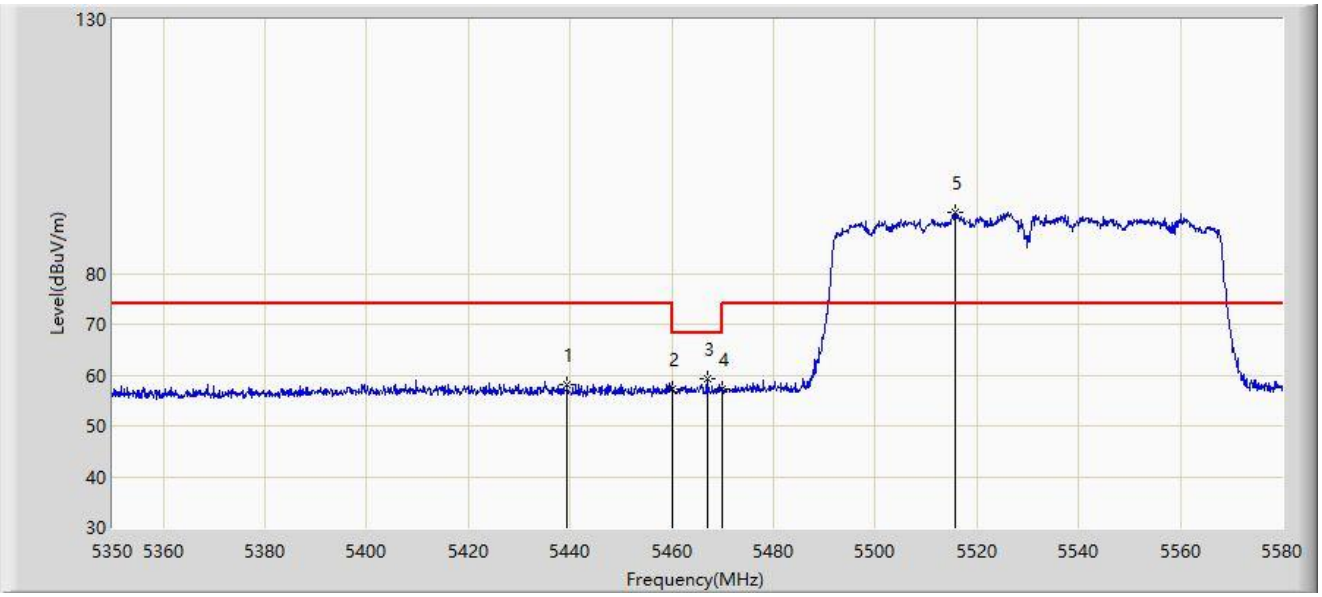

No	Mark	Frequency (MHz)	Measure Level (dBµV/m)	Reading Level (dBµV)	Margin (dB)	Limit (dBµV/m)	Factor (dB/m)	Type
1		5439.355	58.232	55.015	-15.768	74.000	3.218	PK
2		5460.000	57.306	54.087	-16.694	74.000	3.219	PK
3	*	5466.955	59.249	55.896	-8.951	68.200	3.353	PK
4		5470.000	57.240	53.828	-10.960	68.200	3.411	PK
5		5515.600	92.005	88.867	N/A	N/A	3.138	PK

Note 1: " * ", means this data is the worst emission level.

Note 2: Measure Level (dBµV/m) = Reading Level (dBµV) + Factor (dB/m).

Note 3: Factor (dB/m) = Cable Loss (dB) + Antenna Factor (dB/m) - Pre_Amplifier Gain (dB).

Site: WZ-AC2	Test Date: 2023-07-27
Limit: FCC_5G_RE(3m)	Engineer: Bob Zhang
Probe: BBHA9120D_1457_1-18GHz	Polarity: Horizontal
EUT: ACCESS POINT	Power: AC 120V/60Hz
Test Mode: Transmit by 802.11ac-VHT80 at 5530MHz	

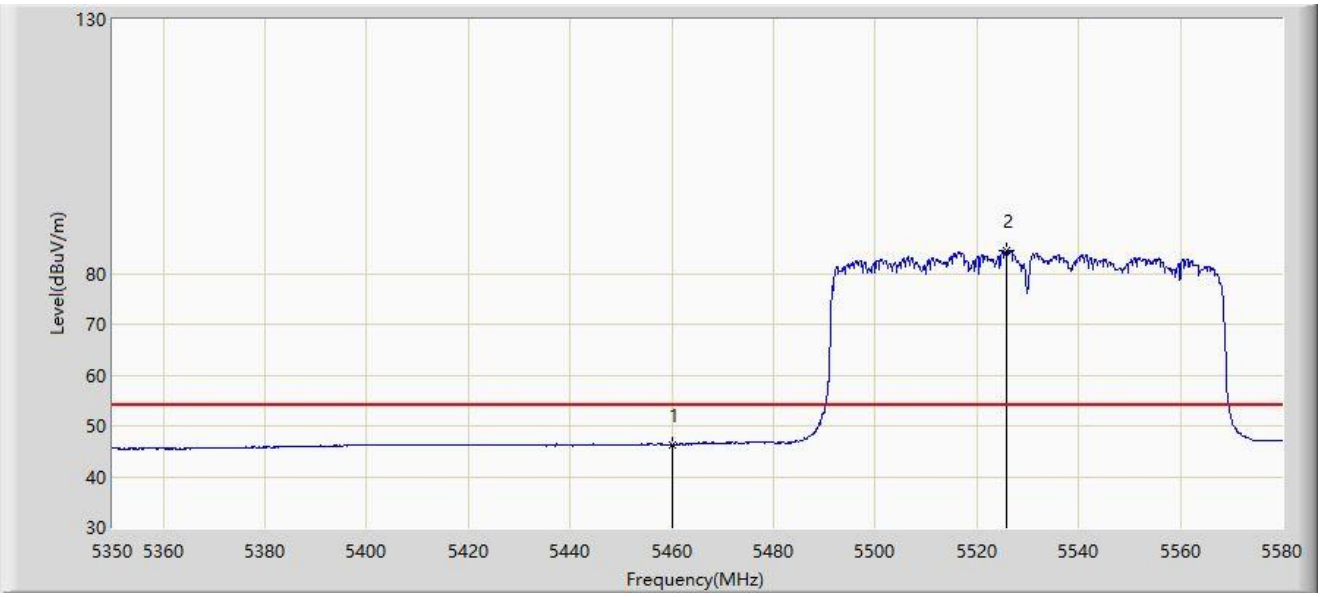

No	Mark	Frequency (MHz)	Measure Level (dBµV/m)	Reading Level (dBµV)	Margin (dB)	Limit (dBµV/m)	Factor (dB/m)	Type
1	*	5460.000	46.282	43.063	-7.718	54.000	3.219	AV
2		5525.835	84.615	81.422	N/A	N/A	3.193	AV

Note 1: " * ", means this data is the worst emission level.

Note 2: Measure Level (dBµV/m) = Reading Level (dBµV) + Factor (dB/m).

Note 3: Factor (dB/m) = Cable Loss (dB) + Antenna Factor (dB/m) - Pre_Amplifier Gain (dB).

Site: WZ-AC2	Test Date: 2023-07-27
Limit: FCC_5G_RE(3m)	Engineer: Bob Zhang
Probe: BBHA9120D_1457_1-18GHz	Polarity: Vertical
EUT: ACCESS POINT	Power: AC 120V/60Hz
Test Mode: Transmit by 802.11ac-VHT80 at 5530MHz	

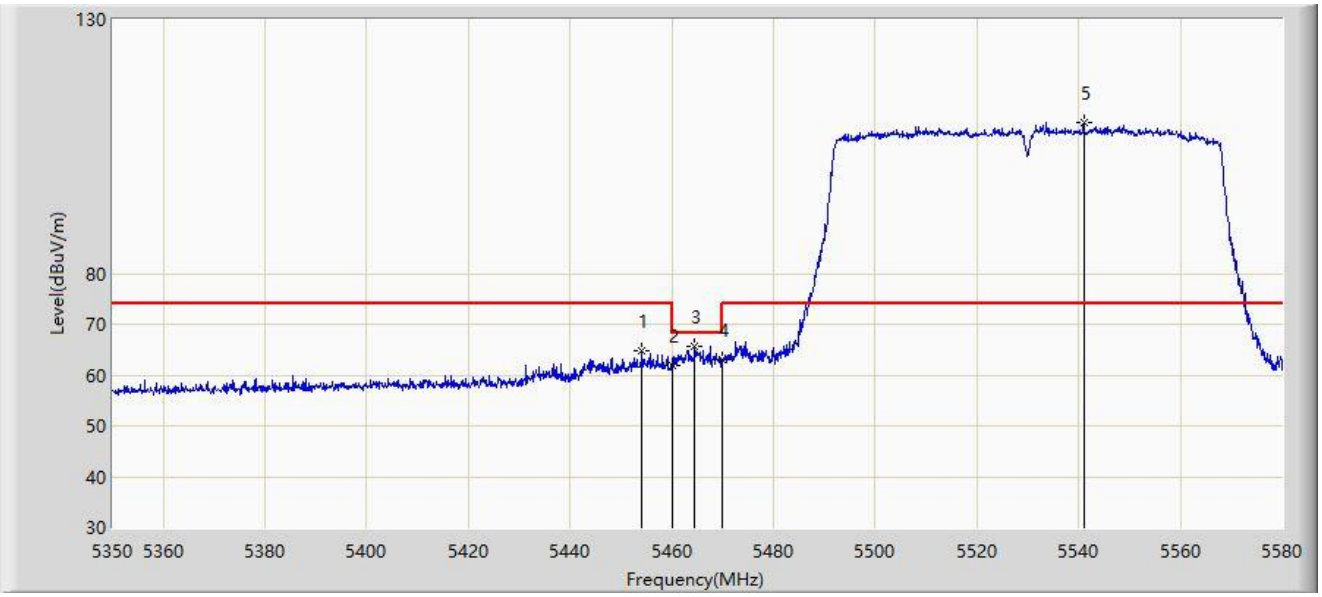

No	Mark	Frequency (MHz)	Measure Level (dBµV/m)	Reading Level (dBµV)	Margin (dB)	Limit (dBµV/m)	Factor (dB/m)	Type
1		5454.190	64.650	61.533	-9.350	74.000	3.117	PK
2		5460.000	61.817	58.598	-12.183	74.000	3.219	PK
3	*	5464.540	65.670	62.363	-2.530	68.200	3.307	PK
4		5470.000	63.151	59.739	-5.049	68.200	3.411	PK
5		5541.015	109.837	106.432	N/A	N/A	3.405	PK

Note 1: " * ", means this data is the worst emission level.

Note 2: Measure Level (dBµV/m) = Reading Level (dBµV) + Factor (dB/m).

Note 3: Factor (dB/m) = Cable Loss (dB) + Antenna Factor (dB/m) - Pre_Amplifier Gain (dB).

Site: WZ-AC2	Test Date: 2023-07-27
Limit: FCC_5G_RE(3m)	Engineer: Bob Zhang
Probe: BBHA9120D_1457_1-18GHz	Polarity: Vertical
EUT: ACCESS POINT	Power: AC 120V/60Hz
Test Mode: Transmit by 802.11ac-VHT80 at 5530MHz	

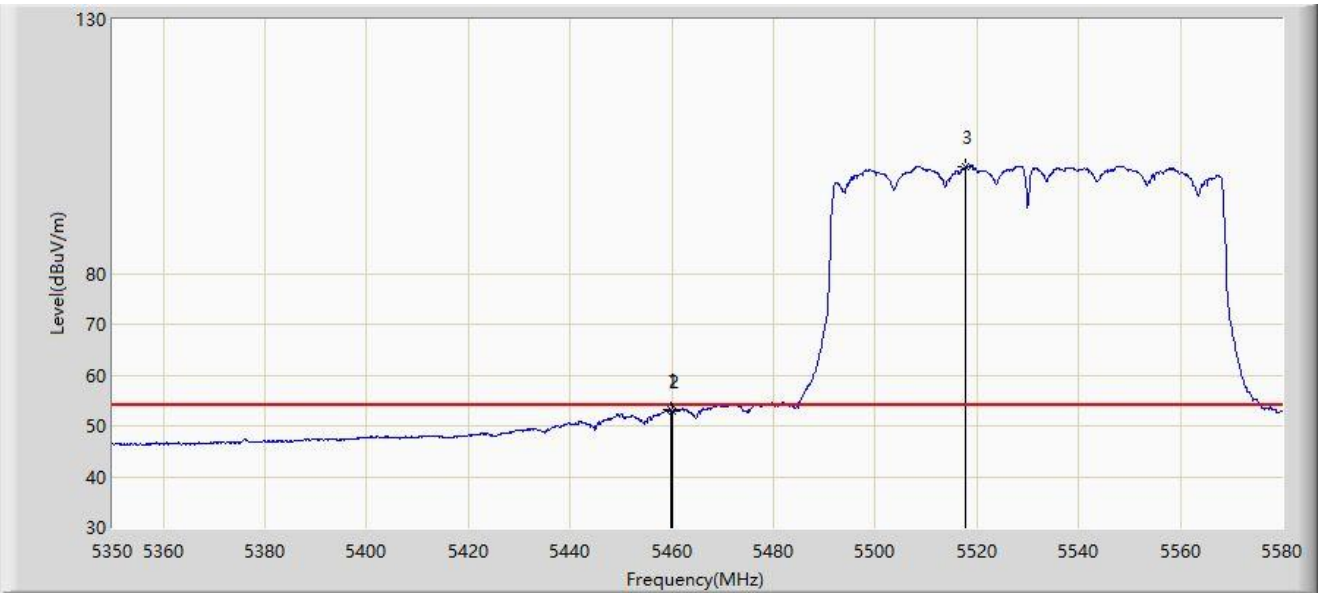

No	Mark	Frequency (MHz)	Measure Level (dBμV/m)	Reading Level (dBμV)	Margin (dB)	Limit (dBμV/m)	Factor (dB/m)	Type
1	*	5459.710	53.118	49.904	-0.882	54.000	3.213	AV
2		5460.000	52.933	49.714	-1.067	54.000	3.219	AV
3		5517.785	101.002	97.874	N/A	N/A	3.128	AV

Note 1: " * ", means this data is the worst emission level.

Note 2: Measure Level (dBμV/m) = Reading Level (dBμV) + Factor (dB/m).

Note 3: Factor (dB/m) = Cable Loss (dB) + Antenna Factor (dB/m) - Pre_Amplifier Gain (dB).

Site: WZ-AC2	Test Date: 2023-07-27
Limit: FCC_5G_RE(3m)	Engineer: Bob Zhang
Probe: BBHA9120D_1457_1-18GHz	Polarity: Horizontal
EUT: ACCESS POINT	Power: AC 120V/60Hz
Test Mode: Transmit by 802.11ac-VHT80 at 5610MHz	

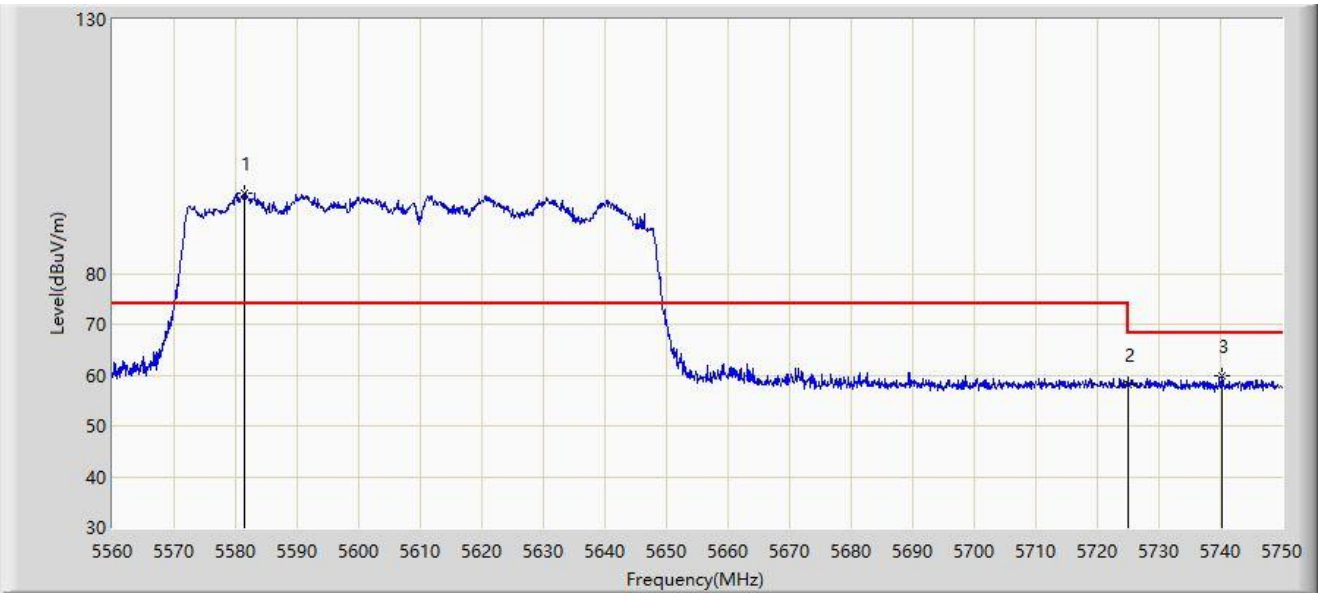

No	Mark	Frequency (MHz)	Measure Level (dBμV/m)	Reading Level (dBμV)	Margin (dB)	Limit (dBμV/m)	Factor (dB/m)	Type
1		5581.375	95.776	92.264	N/A	N/A	3.512	PK
2		5725.000	58.113	53.425	-10.087	68.200	4.688	PK
3	*	5740.120	59.800	55.353	-8.400	68.200	4.447	PK

Note 1: " * ", means this data is the worst emission level.

Note 2: Measure Level (dBμV/m) = Reading Level (dBμV) + Factor (dB/m).

Note 3: Factor (dB/m) = Cable Loss (dB) + Antenna Factor (dB/m) - Pre_Amplifier Gain (dB).

Site: WZ-AC2	Test Date: 2023-07-27
Limit: FCC_5G_RE(3m)	Engineer: Bob Zhang
Probe: BBHA9120D_1457_1-18GHz	Polarity: Vertical
EUT: ACCESS POINT	Power: AC 120V/60Hz
Test Mode: Transmit by 802.11ac-VHT80 at 5610MHz	

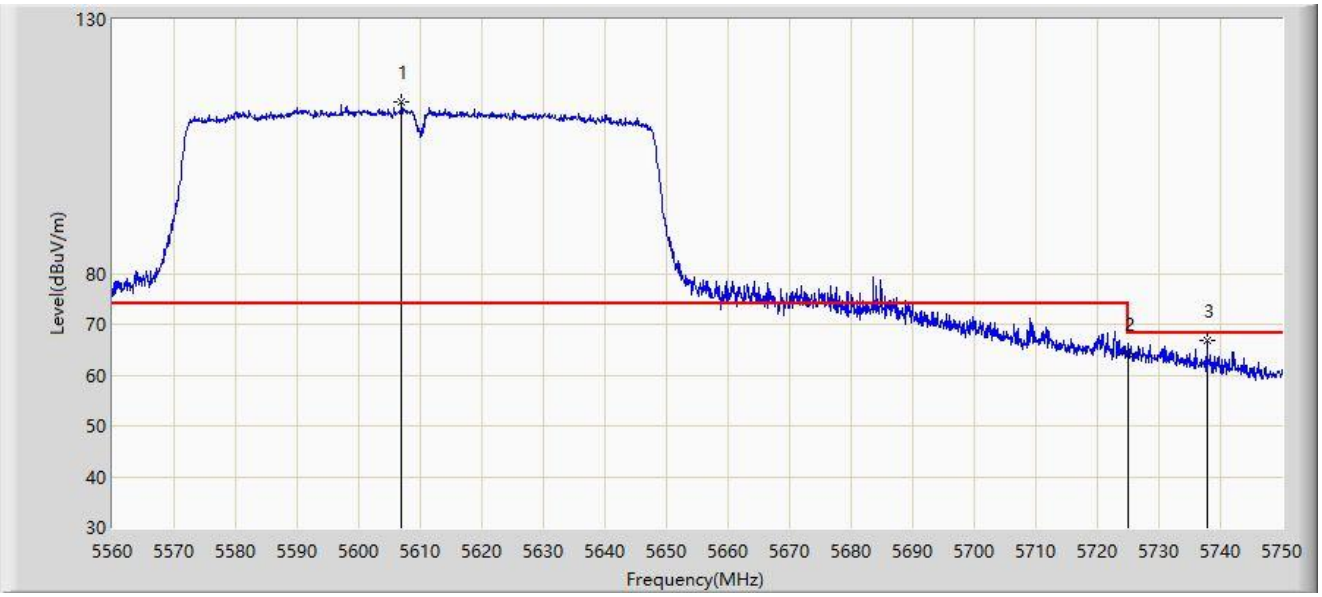

No	Mark	Frequency (MHz)	Measure Level (dBμV/m)	Reading Level (dBμV)	Margin (dB)	Limit (dBμV/m)	Factor (dB/m)	Type
1		5606.930	113.624	110.015	N/A	N/A	3.609	PK
2		5725.000	64.103	59.415	-4.097	68.200	4.688	PK
3	*	5737.745	66.821	62.332	-1.379	68.200	4.490	PK

Note 1: " * ", means this data is the worst emission level.

Note 2: Measure Level (dBμV/m) = Reading Level (dBμV) + Factor (dB/m).

Note 3: Factor (dB/m) = Cable Loss (dB) + Antenna Factor (dB/m) - Pre_Amplifier Gain (dB).

Site: WZ-AC2	Test Date: 2023-07-27
Limit: FCC_5.8G_RE(3m)	Engineer: Bob Zhang
Probe: BBHA9120D_1457_1-18GHz	Polarity: Horizontal
EUT: ACCESS POINT	Power: AC 120V/60Hz
Test Mode: Transmit by 802.11ac-VHT80 at 5775MHz	

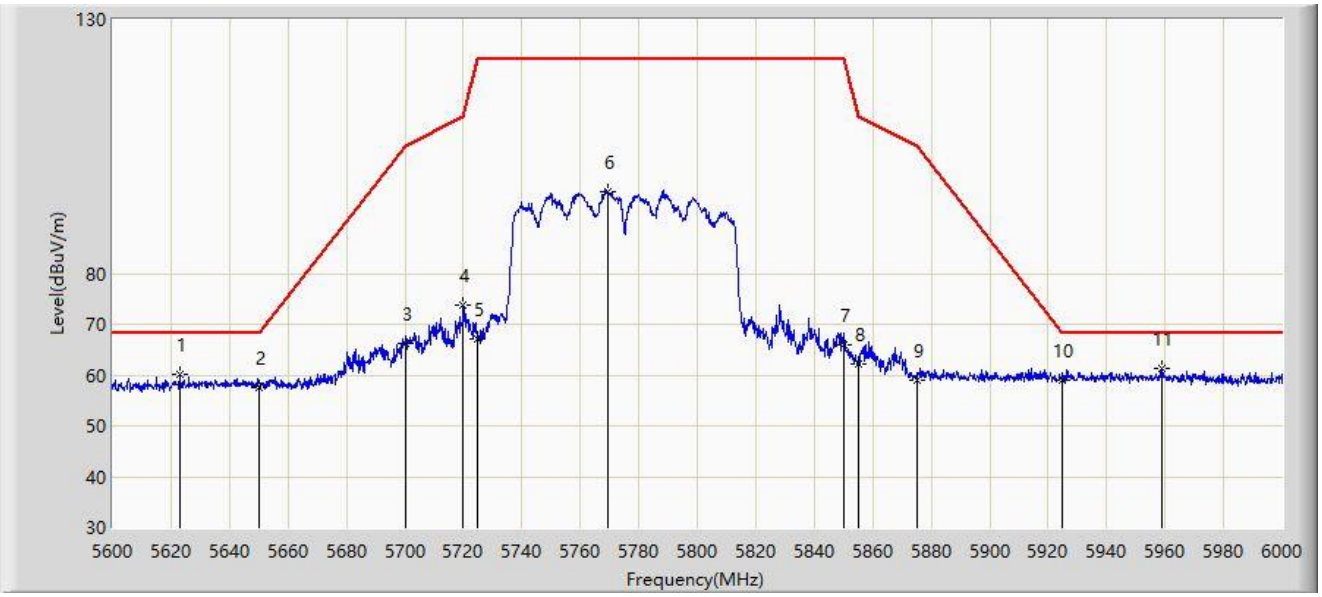

No	Mark	Frequency (MHz)	Measure Level (dBµV/m)	Reading Level (dBµV)	Margin (dB)	Limit (dBµV/m)	Factor (dB/m)	Type
1		5623.000	60.199	56.220	-8.001	68.200	3.978	PK
2		5650.000	57.653	53.493	-10.547	68.200	4.160	PK
3		5700.000	66.347	61.917	-38.853	105.200	4.430	PK
4		5720.000	73.894	69.244	-36.906	110.800	4.649	PK
5		5725.000	67.132	62.444	-55.068	122.200	4.688	PK
6		5769.400	96.001	91.251	N/A	N/A	4.749	PK
7		5850.000	65.842	60.882	-56.358	122.200	4.960	PK
8		5855.000	62.083	57.064	-48.717	110.800	5.019	PK
9		5875.000	58.994	53.858	-46.206	105.200	5.136	PK
10		5925.000	58.913	53.643	-9.287	68.200	5.271	PK
11	*	5959.000	61.245	55.830	-6.955	68.200	5.414	PK

Note 1: " * ", means this data is the worst emission level.

Note 2: Measure Level (dBµV/m) = Reading Level (dBµV) + Factor (dB/m).

Note 3: Factor (dB/m) = Cable Loss (dB) + Antenna Factor (dB/m) - Pre_Amplifier Gain (dB).

Site: WZ-AC2	Test Date: 2023-07-27
Limit: FCC_5.8G_RE(3m)	Engineer: Bob Zhang
Probe: BBHA9120D_1457_1-18GHz	Polarity: Vertical
EUT: ACCESS POINT	Power: AC 120V/60Hz
Test Mode: Transmit by 802.11ac-VHT80 at 5775MHz	

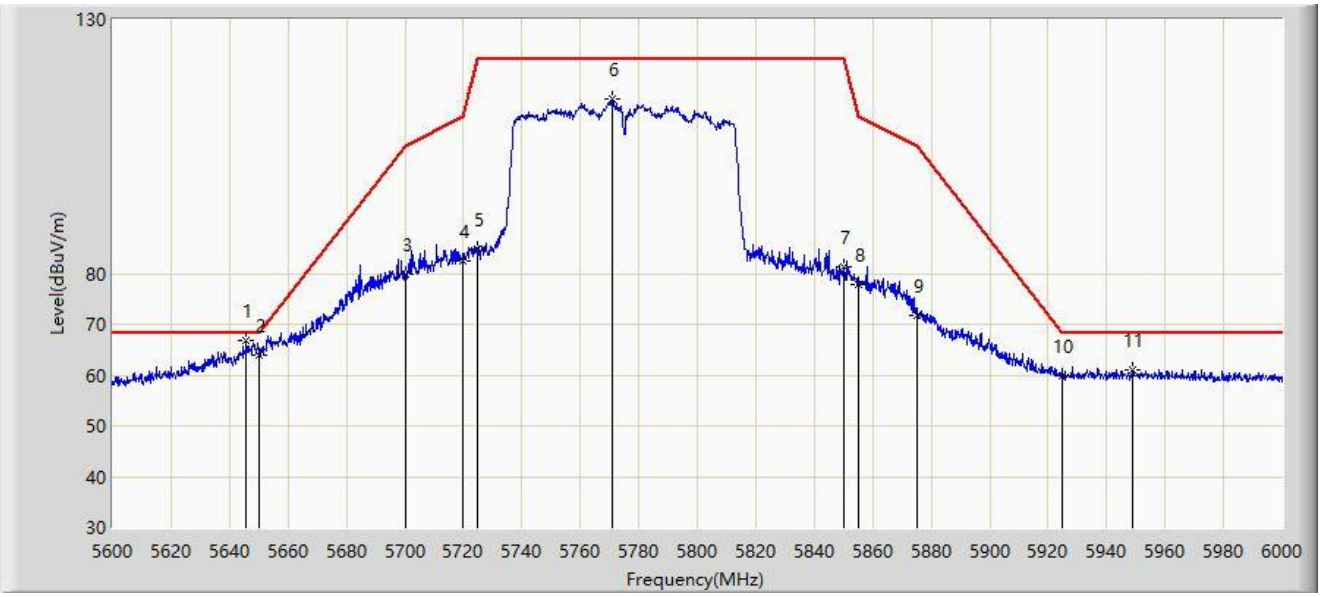

No	Mark	Frequency (MHz)	Measure Level (dBµV/m)	Reading Level (dBµV)	Margin (dB)	Limit (dBµV/m)	Factor (dB/m)	Type
1	*	5645.600	66.687	62.502	-1.513	68.200	4.185	PK
2		5650.000	64.007	59.847	-4.193	68.200	4.160	PK
3		5700.000	79.722	75.292	-25.478	105.200	4.430	PK
4		5720.000	82.334	77.684	-28.466	110.800	4.649	PK
5		5725.000	84.902	80.214	-37.298	122.200	4.688	PK
6		5770.800	114.352	109.580	N/A	N/A	4.773	PK
7		5850.000	81.320	76.360	-40.880	122.200	4.960	PK
8		5855.000	77.787	72.768	-33.013	110.800	5.019	PK
9		5875.000	71.692	66.556	-33.508	105.200	5.136	PK
10		5925.000	59.858	54.588	-8.342	68.200	5.271	PK
11		5949.000	61.028	55.645	-7.172	68.200	5.383	PK

Note 1: " * ", means this data is the worst emission level.

Note 2: Measure Level (dBµV/m) = Reading Level (dBµV) + Factor (dB/m).

Note 3: Factor (dB/m) = Cable Loss (dB) + Antenna Factor (dB/m) - Pre_Amplifier Gain (dB).

Site: WZ-AC2	Test Date: 2023-07-27
Limit: FCC_5G_RE(3m)	Engineer: Bob Zhang
Probe: BBHA9120D_1457_1-18GHz	Polarity: Horizontal
EUT: ACCESS POINT	Power: AC 120V/60Hz
Test Mode: Transmit by 802.11ax-HE20 at 5180MHz	

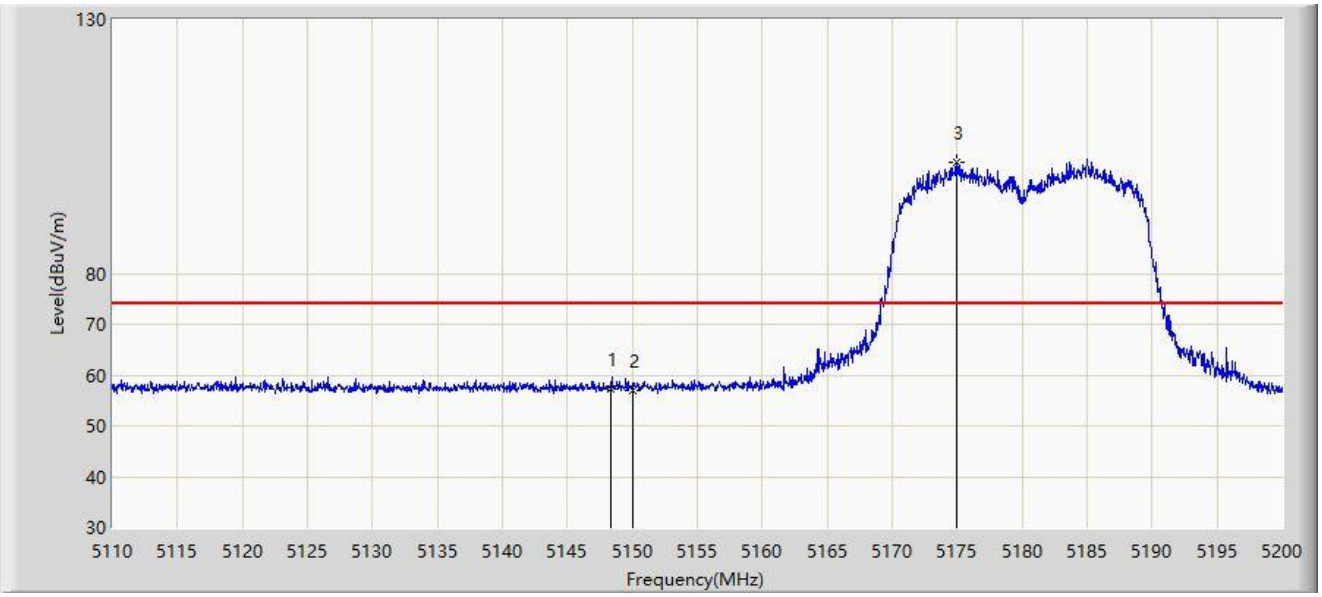

No	Mark	Frequency (MHz)	Measure Level (dBμV/m)	Reading Level (dBμV)	Margin (dB)	Limit (dBμV/m)	Factor (dB/m)	Type
1	*	5148.385	57.347	53.854	-16.653	74.000	3.493	PK
2		5150.000	57.067	53.568	-16.933	74.000	3.499	PK
3		5174.935	101.966	98.555	N/A	N/A	3.411	PK

Note 1: " * ", means this data is the worst emission level.

Note 2: Measure Level (dBμV/m) = Reading Level (dBμV) + Factor (dB/m).

Note 3: Factor (dB/m) = Cable Loss (dB) + Antenna Factor (dB/m) - Pre_Amplifier Gain (dB).

Site: WZ-AC2	Test Date: 2023-07-27
Limit: FCC_5G_RE(3m)	Engineer: Bob Zhang
Probe: BBHA9120D_1457_1-18GHz	Polarity: Horizontal
EUT: ACCESS POINT	Power: AC 120V/60Hz
Test Mode: Transmit by 802.11ax-HE20 at 5180MHz	

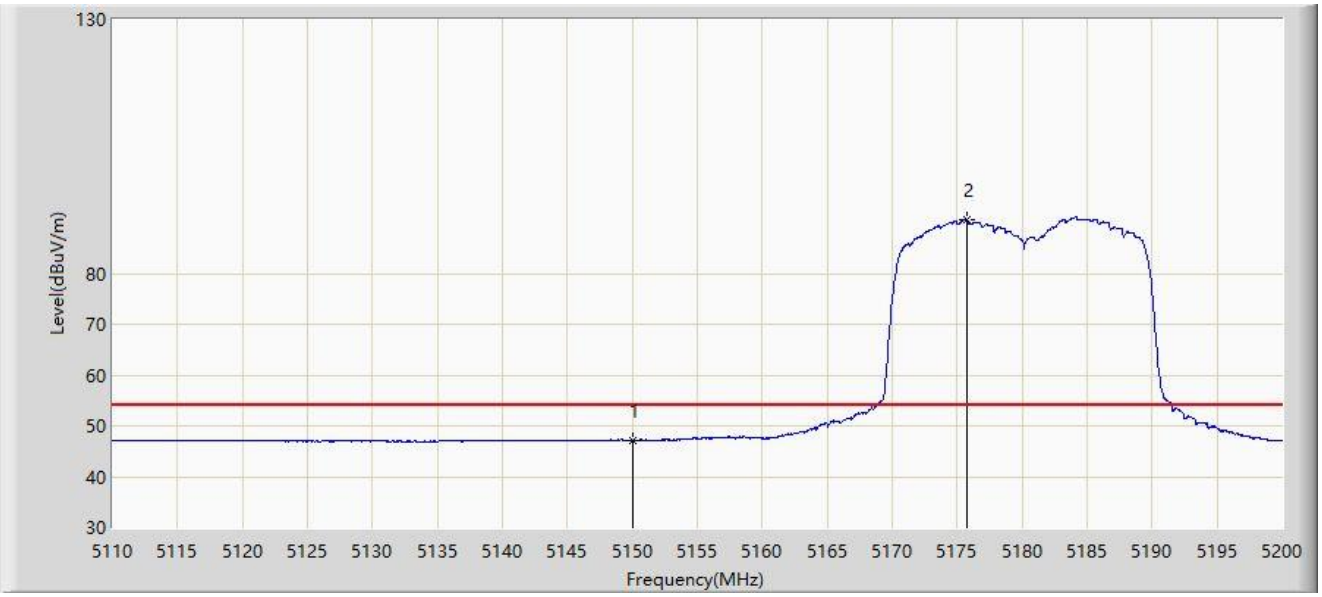

No	Mark	Frequency (MHz)	Measure Level (dBμV/m)	Reading Level (dBμV)	Margin (dB)	Limit (dBμV/m)	Factor (dB/m)	Type
1	*	5150.000	47.158	43.659	-6.842	54.000	3.499	AV
2		5175.745	90.508	87.112	N/A	N/A	3.395	AV

Note 1: " * ", means this data is the worst emission level.

Note 2: Measure Level (dBμV/m) = Reading Level (dBμV) + Factor (dB/m).

Note 3: Factor (dB/m) = Cable Loss (dB) + Antenna Factor (dB/m) - Pre_Amplifier Gain (dB).

Site: WZ-AC2	Test Date: 2023-07-27
Limit: FCC_5G_RE(3m)	Engineer: Bob Zhang
Probe: BBHA9120D_1457_1-18GHz	Polarity: Vertical
EUT: ACCESS POINT	Power: AC 120V/60Hz
Test Mode: Transmit by 802.11ax-HE20 at 5180MHz	

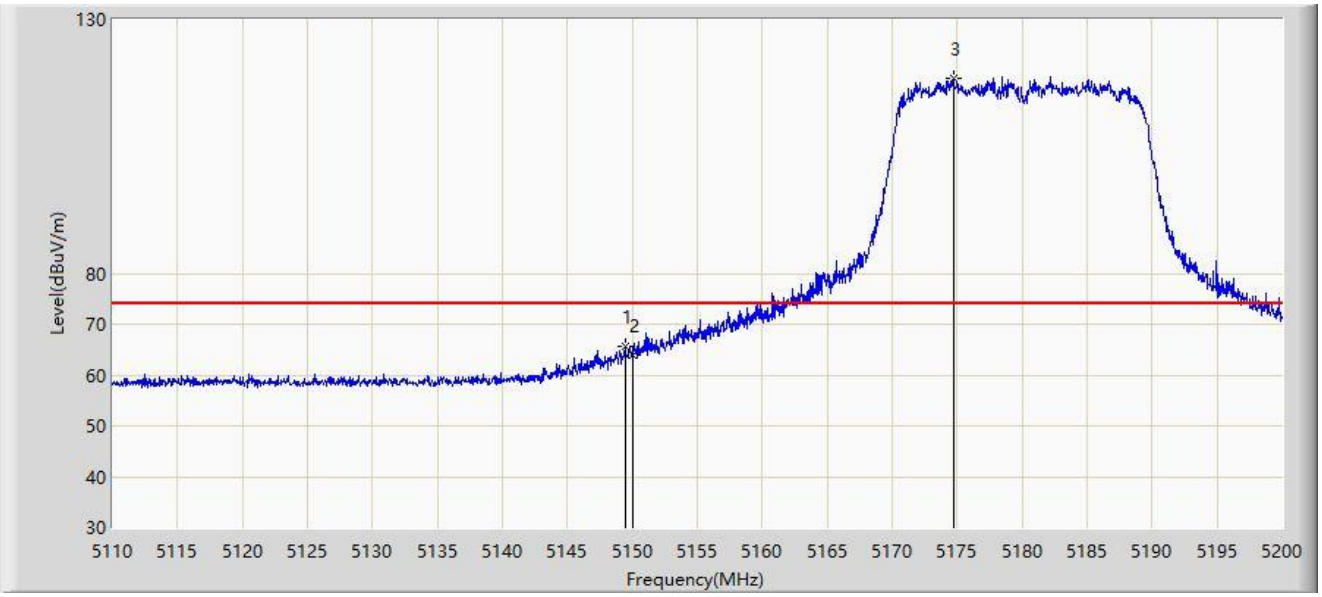

No	Mark	Frequency (MHz)	Measure Level (dBμV/m)	Reading Level (dBμV)	Margin (dB)	Limit (dBμV/m)	Factor (dB/m)	Type
1	*	5149.420	65.580	62.083	-8.420	74.000	3.497	PK
2		5150.000	64.022	60.523	-9.978	74.000	3.499	PK
3		5174.710	118.409	114.994	N/A	N/A	3.416	PK

Note 1: " * ", means this data is the worst emission level.

Note 2: Measure Level (dBμV/m) = Reading Level (dBμV) + Factor (dB/m).

Note 3: Factor (dB/m) = Cable Loss (dB) + Antenna Factor (dB/m) - Pre_Amplifier Gain (dB).

Site: WZ-AC2	Test Date: 2023-07-27
Limit: FCC_5G_RE(3m)	Engineer: Bob Zhang
Probe: BBHA9120D_1457_1-18GHz	Polarity: Vertical
EUT: ACCESS POINT	Power: AC 120V/60Hz
Test Mode: Transmit by 802.11ax-HE20 at 5180MHz	

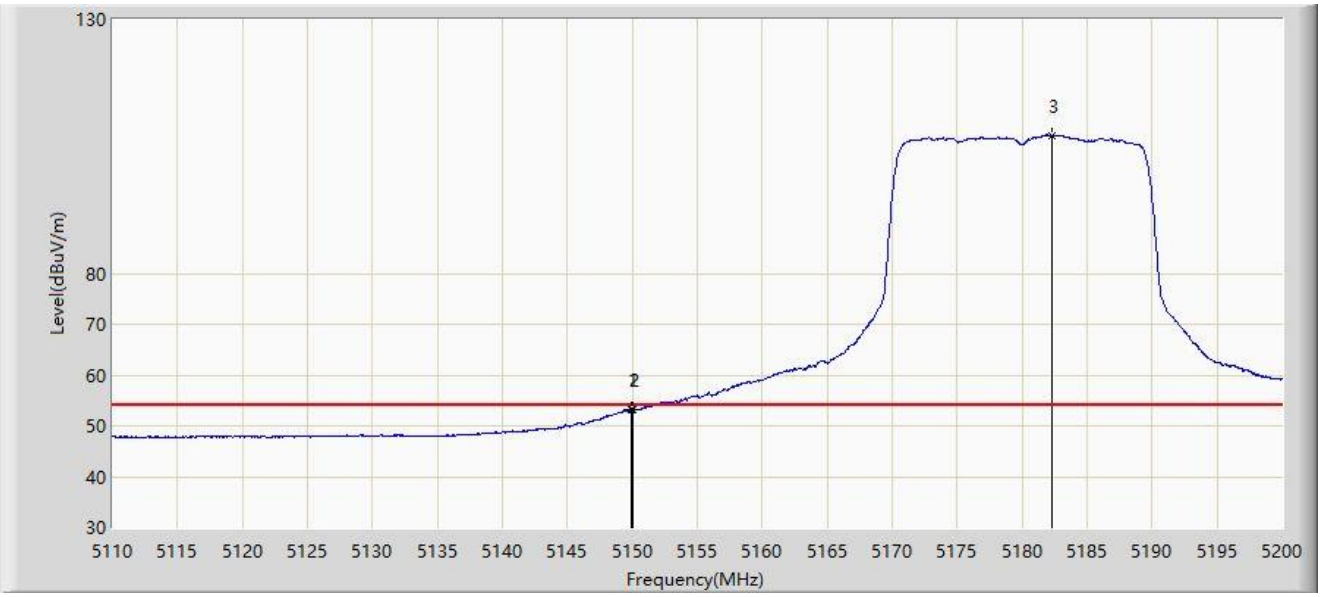

No	Mark	Frequency (MHz)	Measure Level (dBμV/m)	Reading Level (dBμV)	Margin (dB)	Limit (dBμV/m)	Factor (dB/m)	Type
1		5149.960	53.084	49.585	-0.916	54.000	3.500	AV
2	*	5150.000	53.085	49.586	-0.915	54.000	3.499	AV
3		5182.315	107.177	103.908	N/A	N/A	3.269	AV

Note 1: " * ", means this data is the worst emission level.

Note 2: Measure Level (dBμV/m) = Reading Level (dBμV) + Factor (dB/m).

Note 3: Factor (dB/m) = Cable Loss (dB) + Antenna Factor (dB/m) - Pre_Amplifier Gain (dB).

Site: WZ-AC2	Test Date: 2023-07-27
Limit: FCC_5G_RE(3m)	Engineer: Bob Zhang
Probe: BBHA9120D_1457_1-18GHz	Polarity: Horizontal
EUT: ACCESS POINT	Power: AC 120V/60Hz
Test Mode: Transmit by 802.11ax-HE20 at 5320MHz	

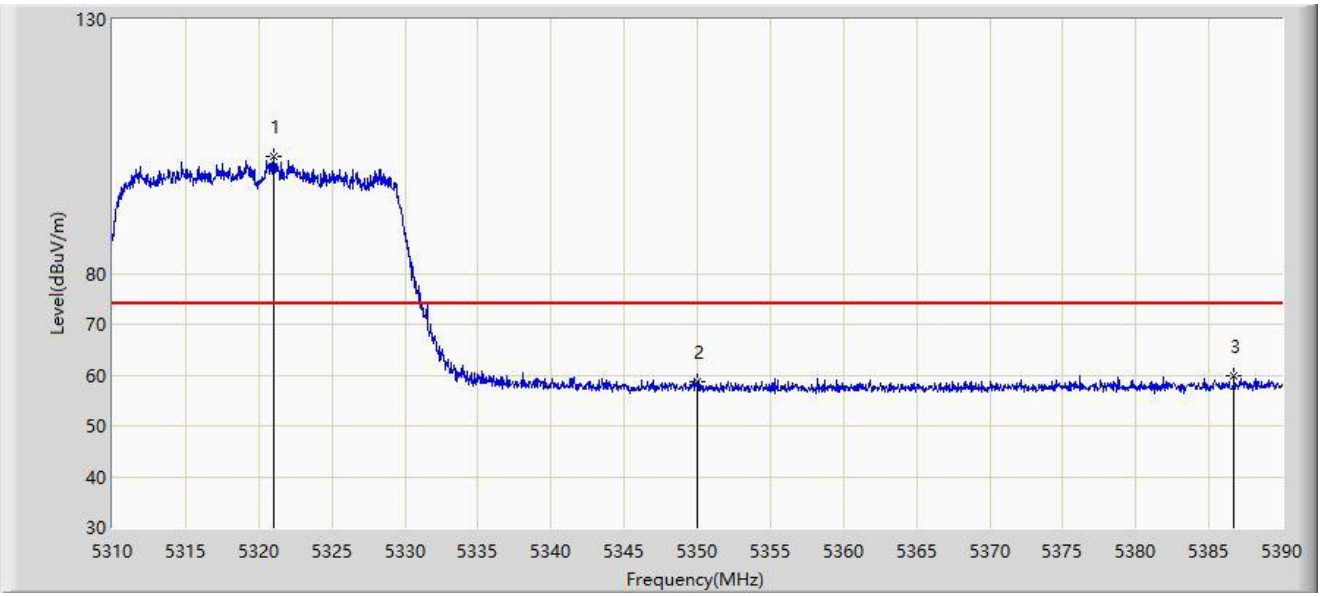

No	Mark	Frequency (MHz)	Measure Level (dBμV/m)	Reading Level (dBμV)	Margin (dB)	Limit (dBμV/m)	Factor (dB/m)	Type
1		5321.000	102.964	99.937	N/A	N/A	3.027	PK
2		5350.000	58.625	55.794	-15.375	74.000	2.832	PK
3	*	5386.720	59.987	56.754	-14.013	74.000	3.232	PK

Note 1: " * ", means this data is the worst emission level.

Note 2: Measure Level (dBμV/m) = Reading Level (dBμV) + Factor (dB/m).

Note 3: Factor (dB/m) = Cable Loss (dB) + Antenna Factor (dB/m) - Pre_Amplifier Gain (dB).

Site: WZ-AC2	Test Date: 2023-07-27
Limit: FCC_5G_RE(3m)	Engineer: Bob Zhang
Probe: BBHA9120D_1457_1-18GHz	Polarity: Horizontal
EUT: ACCESS POINT	Power: AC 120V/60Hz
Test Mode: Transmit by 802.11ax-HE20 at 5320MHz	

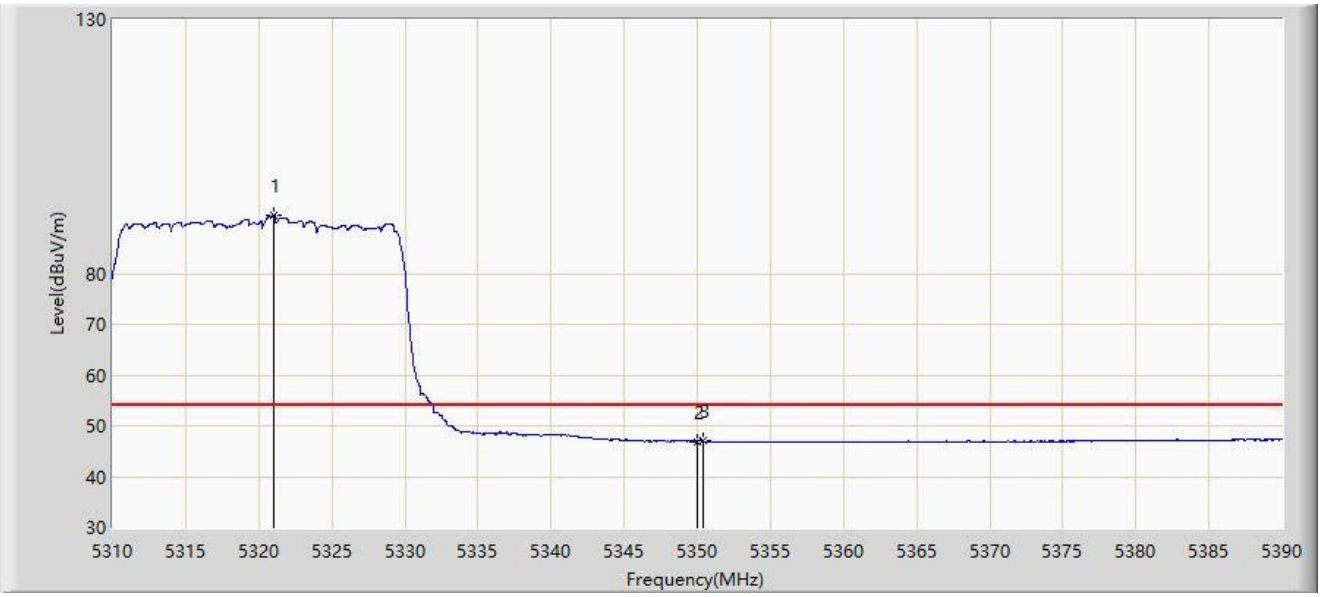

No	Mark	Frequency (MHz)	Measure Level (dBµV/m)	Reading Level (dBµV)	Margin (dB)	Limit (dBµV/m)	Factor (dB/m)	Type
1		5321.040	91.396	88.369	N/A	N/A	3.027	AV
2		5350.000	46.842	44.011	-7.158	54.000	2.832	AV
3	*	5350.360	47.039	44.214	-6.961	54.000	2.826	AV

Note 1: " * ", means this data is the worst emission level.

Note 2: Measure Level (dBµV/m) = Reading Level (dBµV) + Factor (dB/m).

Note 3: Factor (dB/m) = Cable Loss (dB) + Antenna Factor (dB/m) - Pre_Amplifier Gain (dB).

Site: WZ-AC2	Test Date: 2023-07-27
Limit: FCC_5G_RE(3m)	Engineer: Bob Zhang
Probe: BBHA9120D_1457_1-18GHz	Polarity: Vertical
EUT: ACCESS POINT	Power: AC 120V/60Hz
Test Mode: Transmit by 802.11ax-HE20 at 5320MHz	

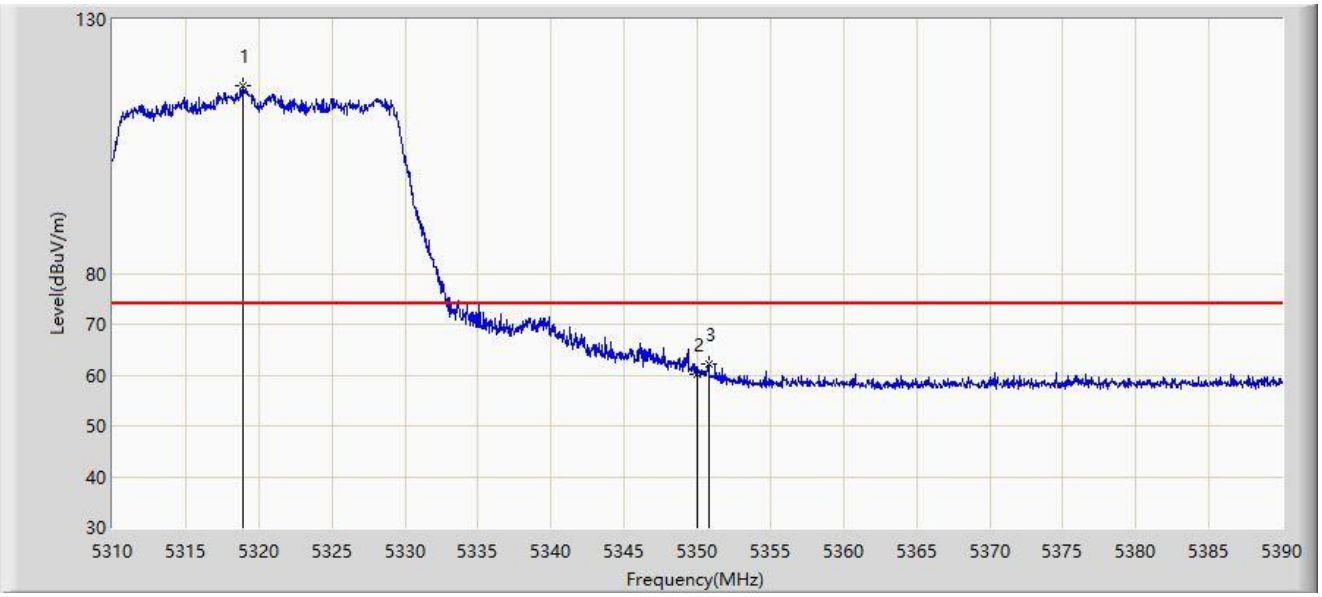

No	Mark	Frequency (MHz)	Measure Level (dBμV/m)	Reading Level (dBμV)	Margin (dB)	Limit (dBμV/m)	Factor (dB/m)	Type
1		5318.880	117.024	113.993	N/A	N/A	3.032	PK
2		5350.000	60.272	57.441	-13.728	74.000	2.832	PK
3	*	5350.760	62.192	59.374	-11.808	74.000	2.817	PK

Note 1: " * ", means this data is the worst emission level.

Note 2: Measure Level (dBμV/m) = Reading Level (dBμV) + Factor (dB/m).

Note 3: Factor (dB/m) = Cable Loss (dB) + Antenna Factor (dB/m) - Pre_Amplifier Gain (dB).

Site: WZ-AC2	Test Date: 2023-07-27
Limit: FCC_5G_RE(3m)	Engineer: Bob Zhang
Probe: BBHA9120D_1457_1-18GHz	Polarity: Vertical
EUT: ACCESS POINT	Power: AC 120V/60Hz
Test Mode: Transmit by 802.11ax-HE20 at 5320MHz	

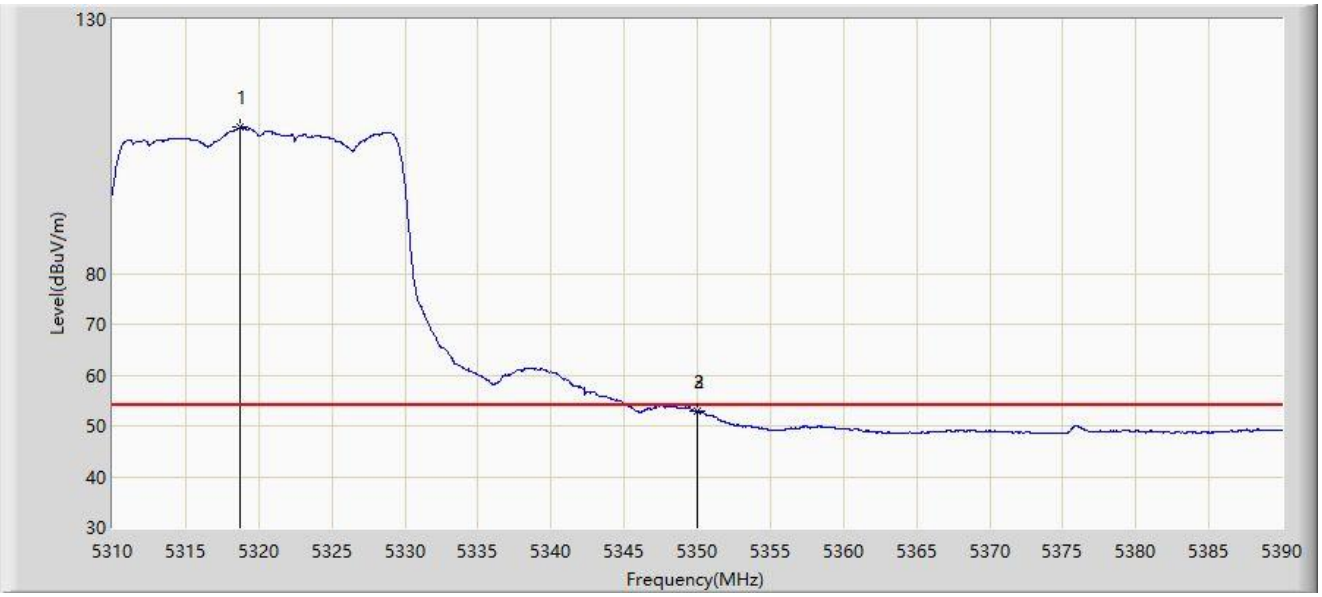

No	Mark	Frequency (MHz)	Measure Level (dBμV/m)	Reading Level (dBμV)	Margin (dB)	Limit (dBμV/m)	Factor (dB/m)	Type
1		5318.760	108.752	105.720	N/A	N/A	3.032	AV
2		5350.000	52.992	50.161	-1.008	54.000	2.832	AV
3	*	5350.040	53.006	50.175	-0.994	54.000	2.831	AV

Note 1: " * ", means this data is the worst emission level.

Note 2: Measure Level (dBμV/m) = Reading Level (dBμV) + Factor (dB/m).

Note 3: Factor (dB/m) = Cable Loss (dB) + Antenna Factor (dB/m) - Pre_Amplifier Gain (dB).

Site: WZ-AC2	Test Date: 2023-07-27
Limit: FCC_5G_RE(3m)	Engineer: Bob Zhang
Probe: BBHA9120D_1457_1-18GHz	Polarity: Horizontal
EUT: ACCESS POINT	Power: AC 120V/60Hz
Test Mode: Transmit by 802.11ax-HE20 at 5500MHz	

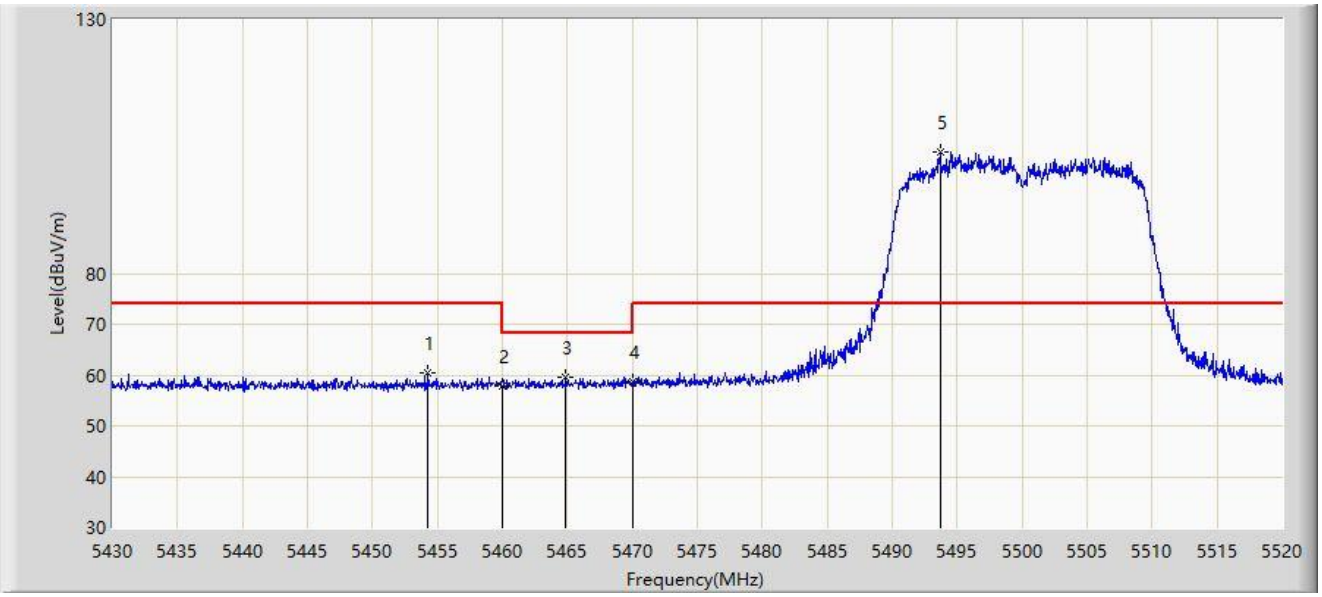

No	Mark	Frequency (MHz)	Measure Level (dBµV/m)	Reading Level (dBµV)	Margin (dB)	Limit (dBµV/m)	Factor (dB/m)	Type
1		5454.300	60.402	57.283	-13.598	74.000	3.118	PK
2		5460.000	57.821	54.602	-16.179	74.000	3.219	PK
3	*	5464.875	59.660	56.347	-8.540	68.200	3.313	PK
4		5470.000	58.588	55.176	-9.612	68.200	3.411	PK
5		5493.675	103.817	100.517	N/A	N/A	3.300	PK

Note 1: " * ", means this data is the worst emission level.

Note 2: Measure Level (dBµV/m) = Reading Level (dBµV) + Factor (dB/m).

Note 3: Factor (dB/m) = Cable Loss (dB) + Antenna Factor (dB/m) - Pre_Amplifier Gain (dB).

Site: WZ-AC2	Test Date: 2023-07-27
Limit: FCC_5G_RE(3m)	Engineer: Bob Zhang
Probe: BBHA9120D_1457_1-18GHz	Polarity: Horizontal
EUT: ACCESS POINT	Power: AC 120V/60Hz
Test Mode: Transmit by 802.11ax-HE20 at 5500MHz	

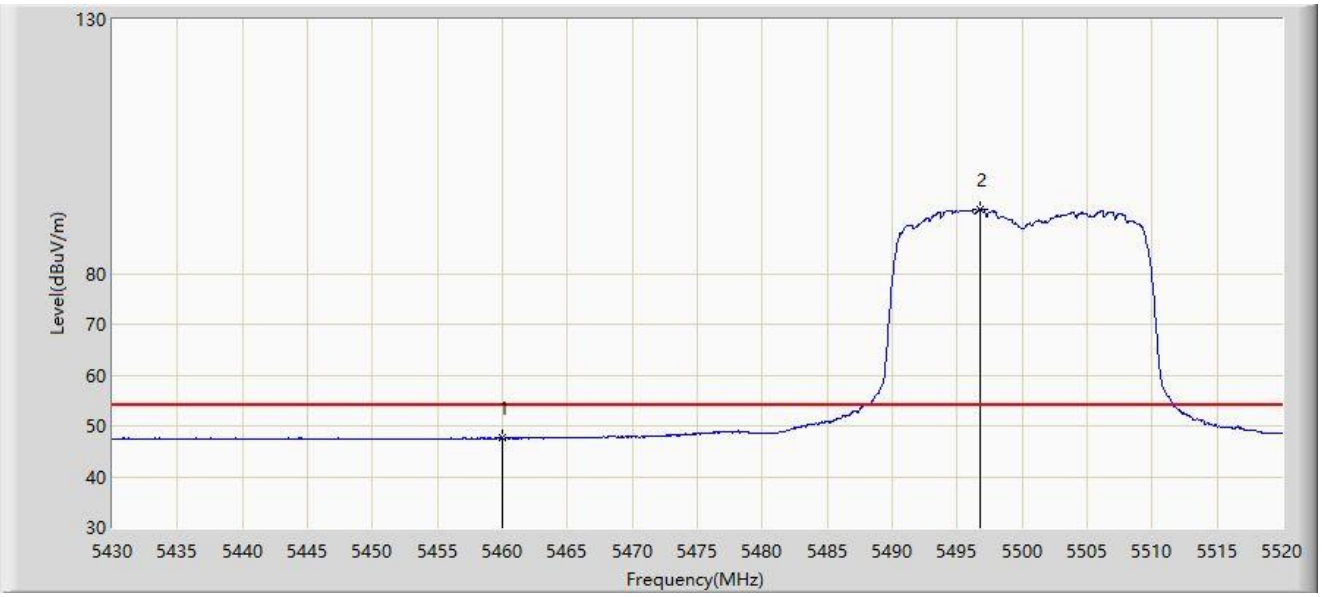

No	Mark	Frequency (MHz)	Measure Level (dBµV/m)	Reading Level (dBµV)	Margin (dB)	Limit (dBµV/m)	Factor (dB/m)	Type
1	*	5460.000	47.577	44.358	-6.423	54.000	3.219	AV
2		5496.735	92.584	89.305	N/A	N/A	3.278	AV

Note 1: " * ", means this data is the worst emission level.

Note 2: Measure Level (dBµV/m) = Reading Level (dBµV) + Factor (dB/m).

Note 3: Factor (dB/m) = Cable Loss (dB) + Antenna Factor (dB/m) - Pre_Amplifier Gain (dB).

Site: WZ-AC2	Test Date: 2023-07-27
Limit: FCC_5G_RE(3m)	Engineer: Bob Zhang
Probe: BBHA9120D_1457_1-18GHz	Polarity: Vertical
EUT: ACCESS POINT	Power: AC 120V/60Hz
Test Mode: Transmit by 802.11ax-HE20 at 5500MHz	

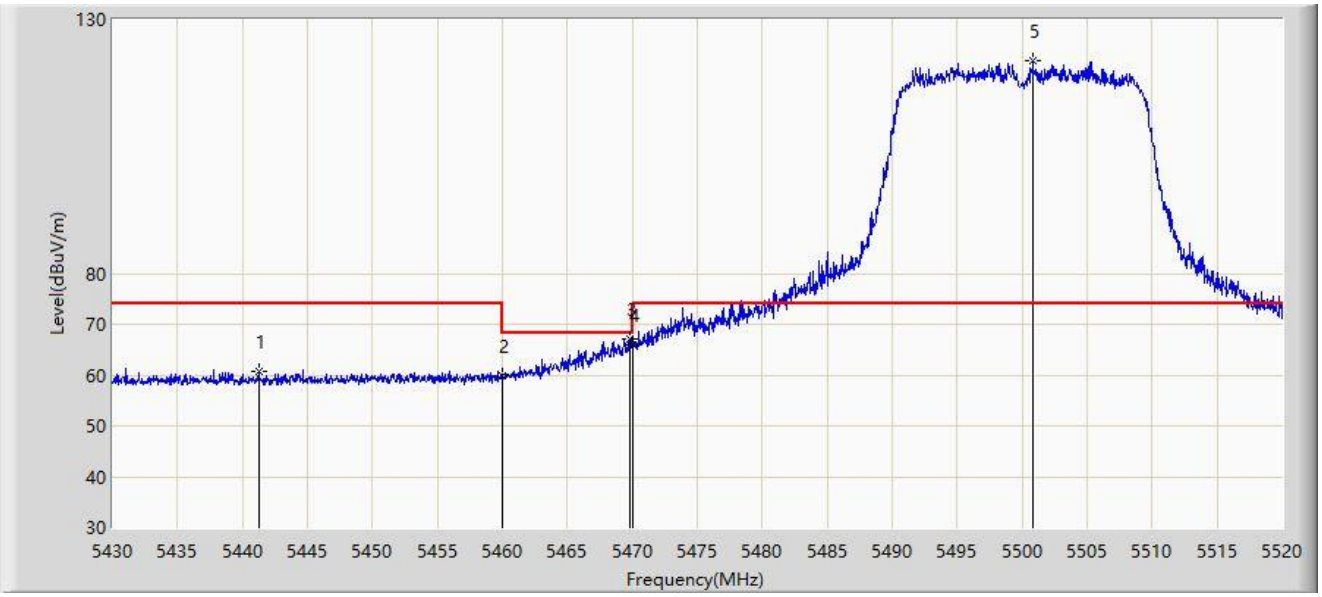

No	Mark	Frequency (MHz)	Measure Level (dBµV/m)	Reading Level (dBµV)	Margin (dB)	Limit (dBµV/m)	Factor (dB/m)	Type
1		5441.250	60.740	57.536	-13.260	74.000	3.204	PK
2		5460.000	59.730	56.511	-14.270	74.000	3.219	PK
3	*	5469.780	67.154	63.746	-1.046	68.200	3.408	PK
4		5470.000	65.932	62.520	-2.268	68.200	3.411	PK
5		5500.830	121.998	118.748	N/A	N/A	3.249	PK

Note 1: " * ", means this data is the worst emission level.

Note 2: Measure Level (dBµV/m) = Reading Level (dBµV) + Factor (dB/m).

Note 3: Factor (dB/m) = Cable Loss (dB) + Antenna Factor (dB/m) - Pre_Amplifier Gain (dB).

Site: WZ-AC2	Test Date: 2023-07-27
Limit: FCC_5G_RE(3m)	Engineer: Bob Zhang
Probe: BBHA9120D_1457_1-18GHz	Polarity: Vertical
EUT: ACCESS POINT	Power: AC 120V/60Hz
Test Mode: Transmit by 802.11ax-HE20 at 5500MHz	

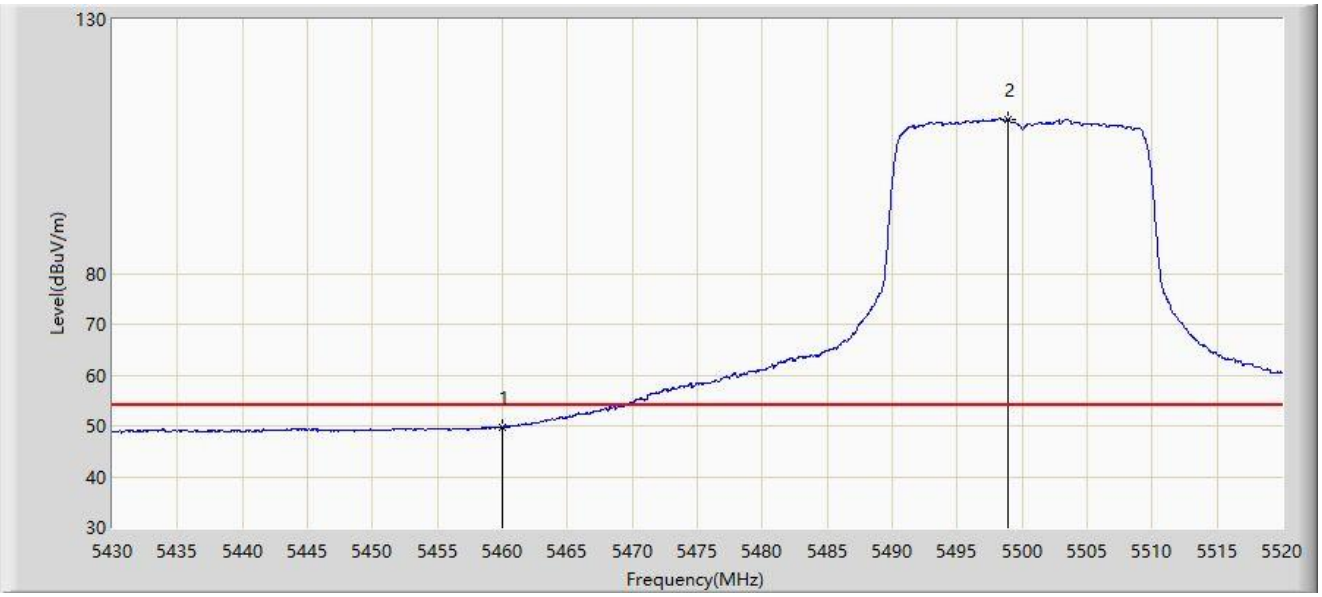

No	Mark	Frequency (MHz)	Measure Level (dBμV/m)	Reading Level (dBμV)	Margin (dB)	Limit (dBμV/m)	Factor (dB/m)	Type
1	*	5460.000	49.788	46.569	-4.212	54.000	3.219	AV
2		5498.895	110.296	107.033	N/A	N/A	3.264	AV

Note 1: " * ", means this data is the worst emission level.

Note 2: Measure Level (dBμV/m) = Reading Level (dBμV) + Factor (dB/m).

Note 3: Factor (dB/m) = Cable Loss (dB) + Antenna Factor (dB/m) - Pre_Amplifier Gain (dB).

Site: WZ-AC2	Test Date: 2023-07-27
Limit: FCC_5G_RE(3m)	Engineer: Bob Zhang
Probe: BBHA9120D_1457_1-18GHz	Polarity: Horizontal
EUT: ACCESS POINT	Power: AC 120V/60Hz
Test Mode: Transmit by 802.11ax-HE20 at 5700MHz	

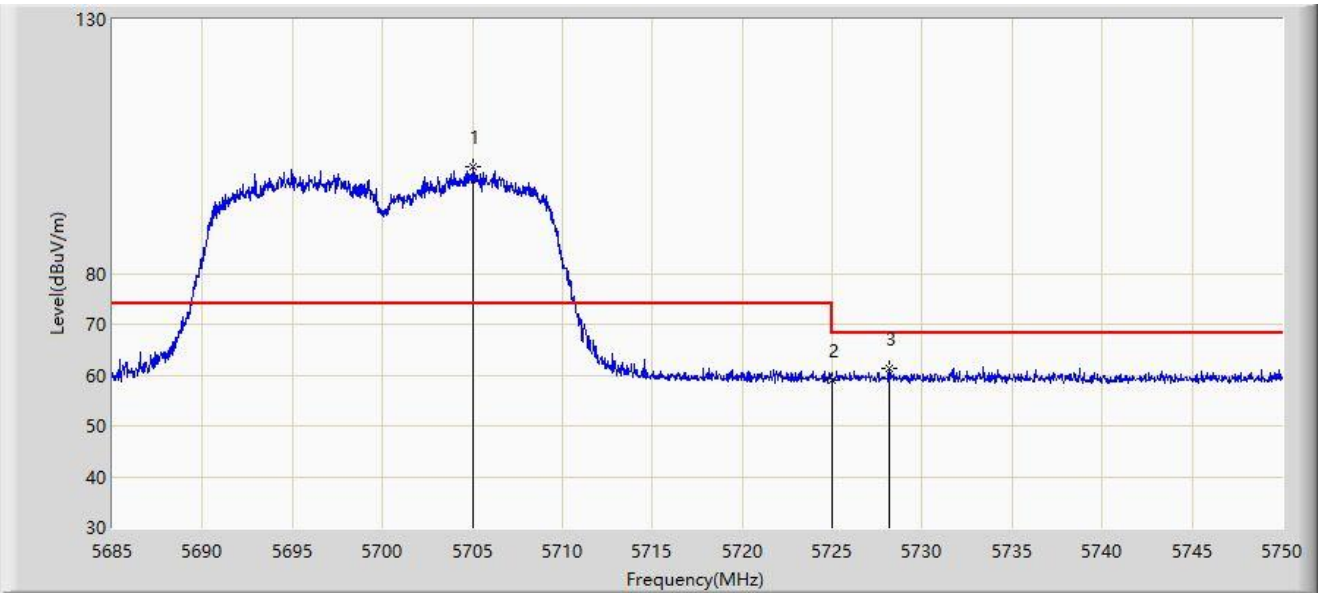

No	Mark	Frequency (MHz)	Measure Level (dBμV/m)	Reading Level (dBμV)	Margin (dB)	Limit (dBμV/m)	Factor (dB/m)	Type
1		5705.053	101.122	96.618	N/A	N/A	4.504	PK
2		5725.000	58.841	54.153	-9.359	68.200	4.688	PK
3	*	5728.160	61.412	56.751	-6.788	68.200	4.662	PK

Note 1: " * ", means this data is the worst emission level.

Note 2: Measure Level (dBμV/m) = Reading Level (dBμV) + Factor (dB/m).

Note 3: Factor (dB/m) = Cable Loss (dB) + Antenna Factor (dB/m) - Pre_Amplifier Gain (dB).

Site: WZ-AC2	Test Date: 2023-07-27
Limit: FCC_5G_RE(3m)	Engineer: Bob Zhang
Probe: BBHA9120D_1457_1-18GHz	Polarity: Vertical
EUT: ACCESS POINT	Power: AC 120V/60Hz
Test Mode: Transmit by 802.11ax-HE20 at 5700MHz	

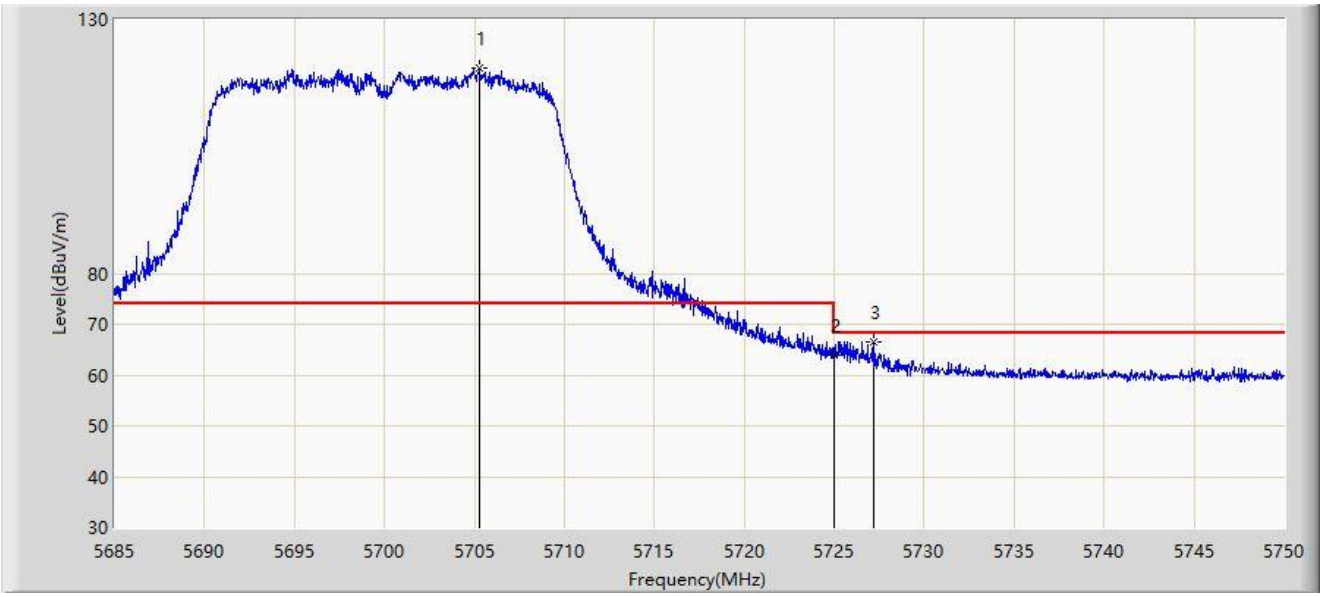

No	Mark	Frequency (MHz)	Measure Level (dBμV/m)	Reading Level (dBμV)	Margin (dB)	Limit (dBμV/m)	Factor (dB/m)	Type
1		5705.312	120.556	116.048	N/A	N/A	4.507	PK
2		5725.000	63.842	59.154	-4.358	68.200	4.688	PK
3	*	5727.217	66.610	61.932	-1.590	68.200	4.678	PK

Note 1: " * ", means this data is the worst emission level.

Note 2: Measure Level (dBμV/m) = Reading Level (dBμV) + Factor (dB/m).

Note 3: Factor (dB/m) = Cable Loss (dB) + Antenna Factor (dB/m) - Pre_Amplifier Gain (dB).

Site: WZ-AC2	Test Date: 2023-07-27
Limit: FCC_5.8G_RE(3m)	Engineer: Bob Zhang
Probe: BBHA9120D_1457_1-18GHz	Polarity: Horizontal
EUT: ACCESS POINT	Power: AC 120V/60Hz
Test Mode: Transmit by 802.11ax-HE20 at 5745MHz	

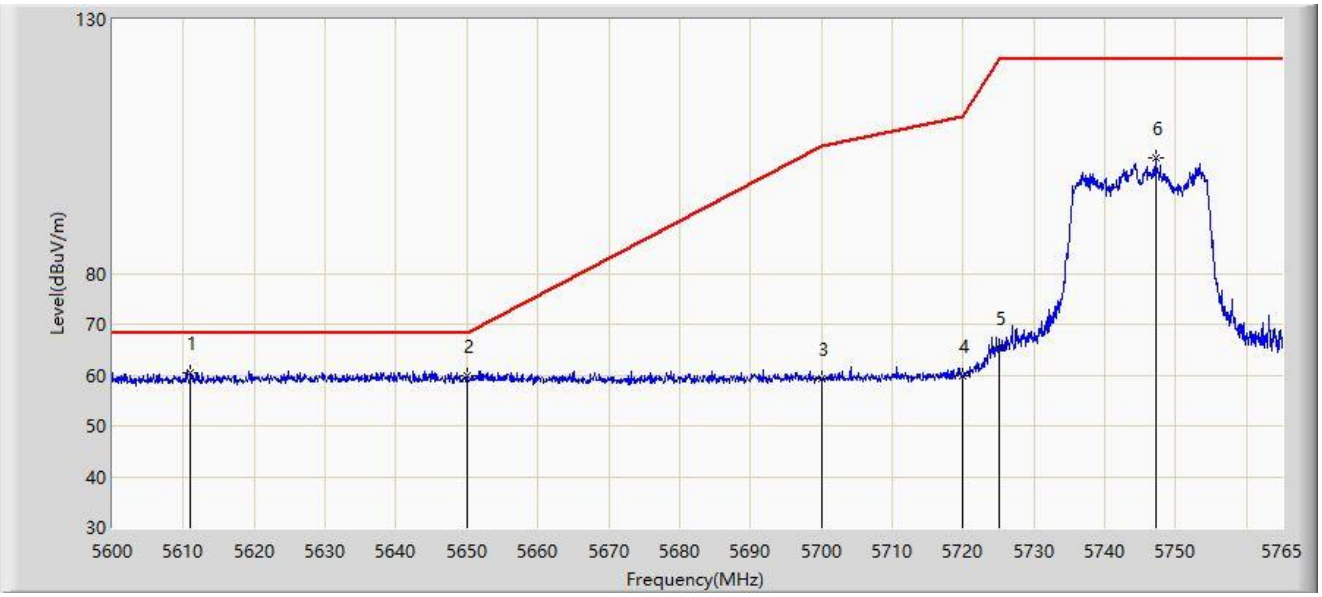

No	Mark	Frequency (MHz)	Measure Level (dBµV/m)	Reading Level (dBµV)	Margin (dB)	Limit (dBµV/m)	Factor (dB/m)	Type
1	*	5611.055	60.423	56.727	-7.777	68.200	3.696	PK
2		5650.000	59.729	55.569	-8.471	68.200	4.160	PK
3		5700.000	59.199	54.769	-46.001	105.200	4.430	PK
4		5720.000	59.844	55.194	-50.956	110.800	4.649	PK
5		5725.000	65.466	60.778	-56.734	122.200	4.688	PK
6		5747.180	102.657	98.229	N/A	N/A	4.429	PK

Note 1: " * ", means this data is the worst emission level.

Note 2: Measure Level (dBµV/m) = Reading Level (dBµV) + Factor (dB/m).

Note 3: Factor (dB/m) = Cable Loss (dB) + Antenna Factor (dB/m) - Pre_Amplifier Gain (dB).