Incumbent Signal Calibration Plots (NII-7 Band)	
802.11ax-HE20 / CH153	802.11ax-HE160 / CH143 (Low Edge)
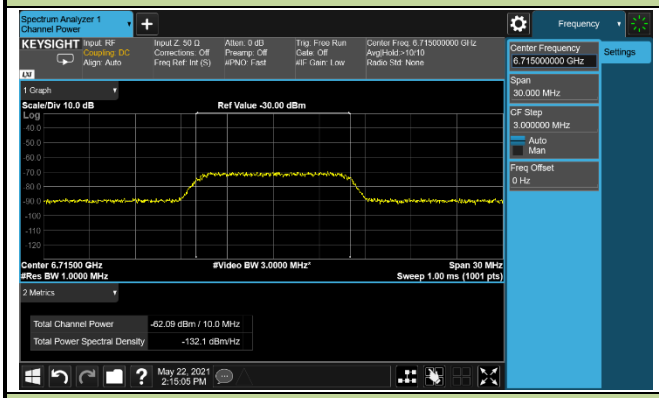	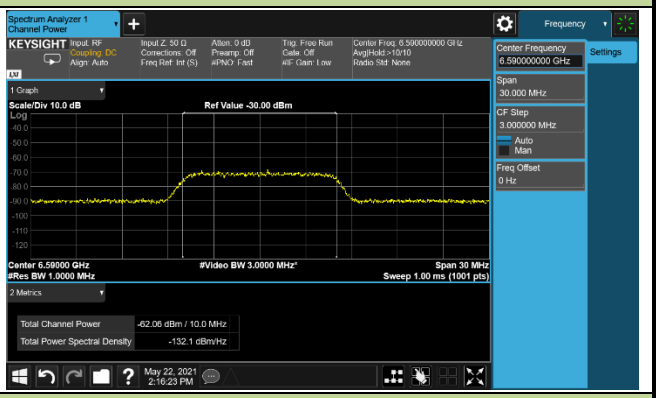
802.11ax-HE160 / CH143 (Middle)	802.11ax-HE160 / CH143 (High Edge)
	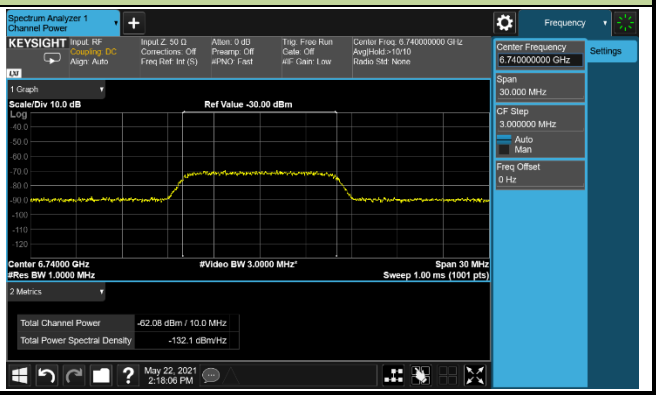

Incumbent Signal Calibration Plots (NII-8 Band)	
802.11ax-HE20 / CH213	802.11ax-HE160 / CH207 (Low Edge)
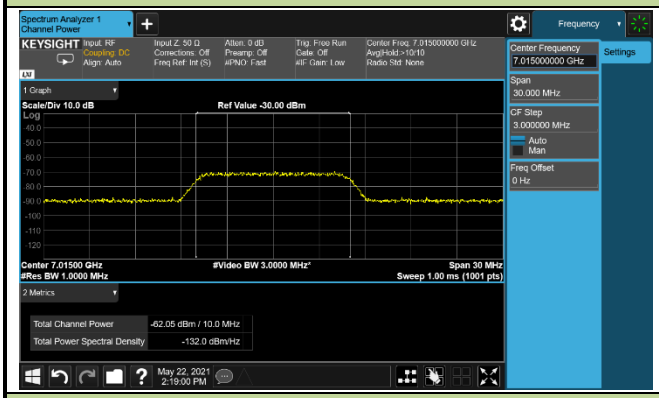	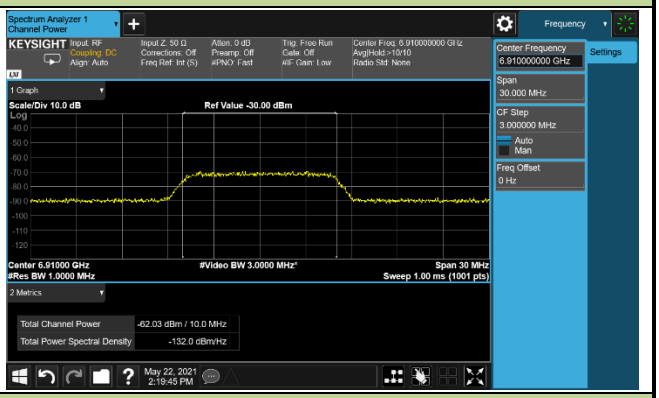
802.11ax-HE160 / CH207 (Middle)	802.11ax-HE160 / CH207 (High Edge)
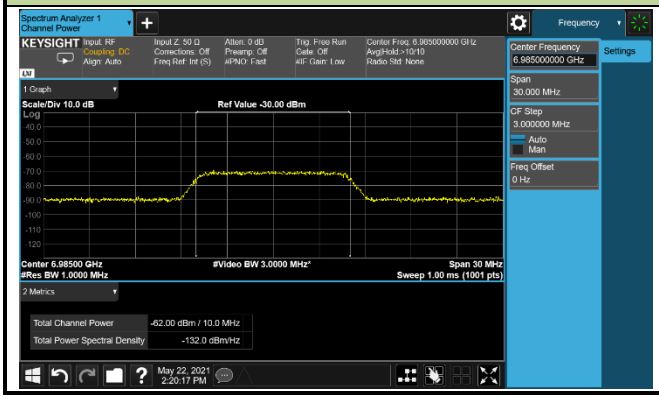	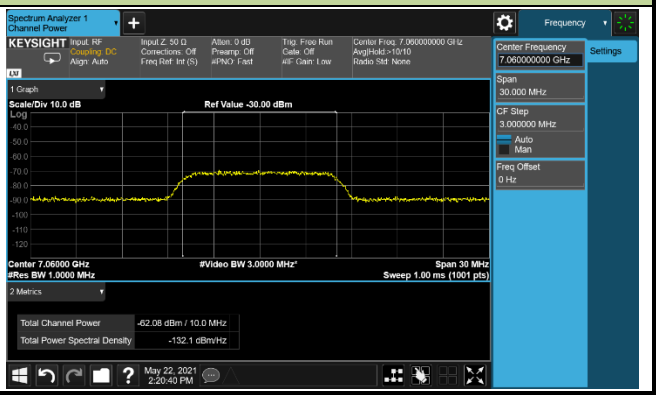

Test Result of EUT ceased transmission (NII-5 Band)	
802.11ax-HE20 / CH33	802.11ax-HE160 / CH47 (Low Edge)
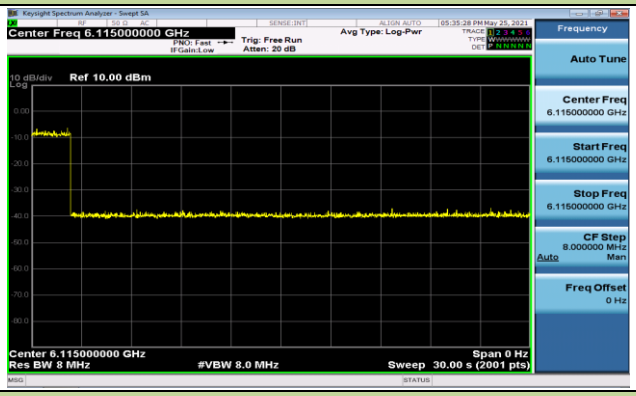	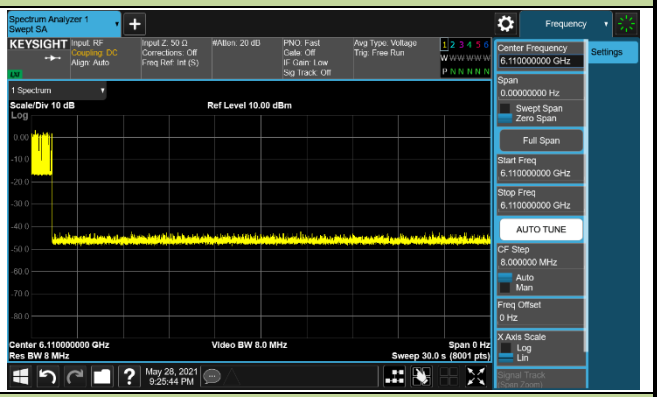
802.11ax-HE160 / CH47 (Middle)	802.11ax-HE160 / CH47 (High Edge)
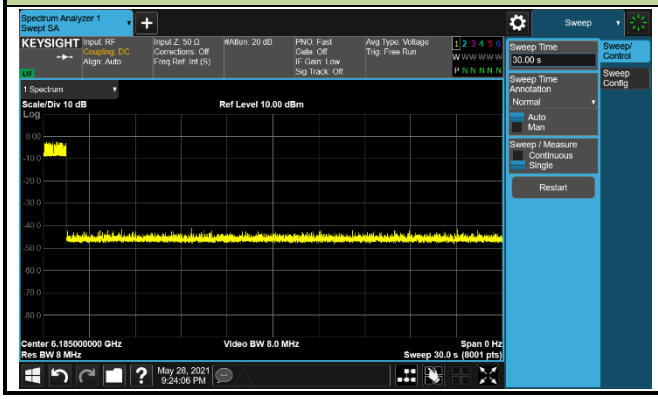	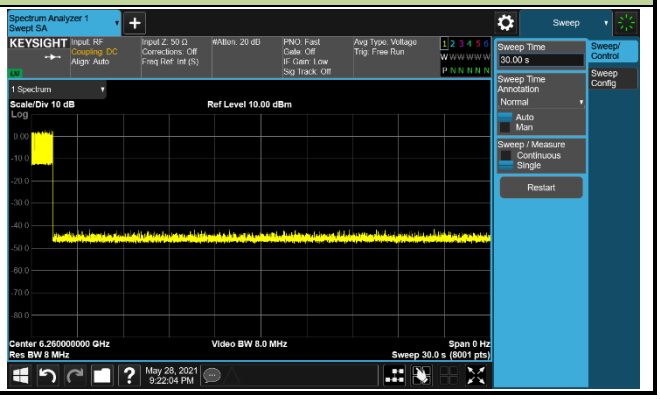

Test Result of EUT ceased transmission (NII-6 Band)	
802.11ax-HE20 / CH97	802.11ax-HE80 / CH103 (Low Edge)
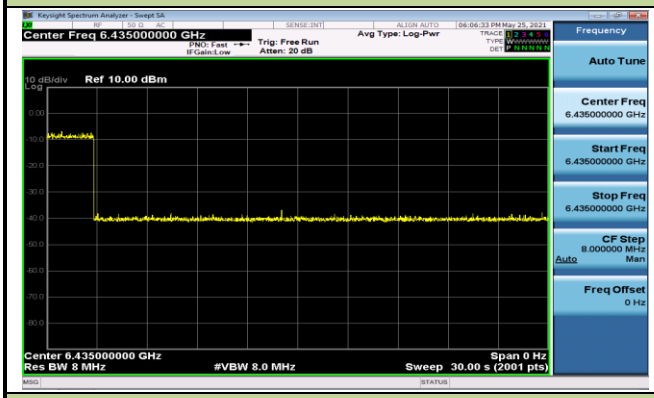	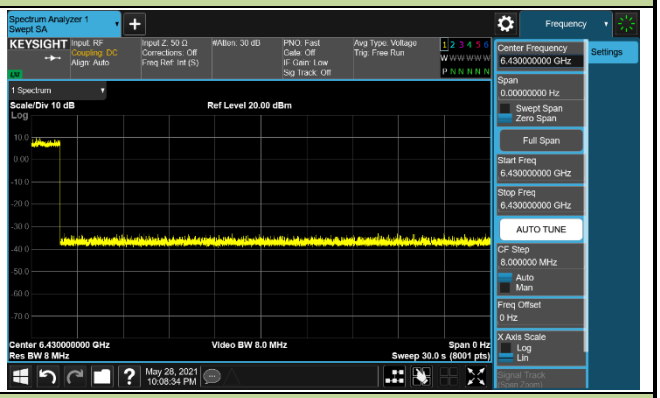
802.11ax-HE80 / CH103 (Middle)	802.11ax-HE80 / CH103 (High Edge)
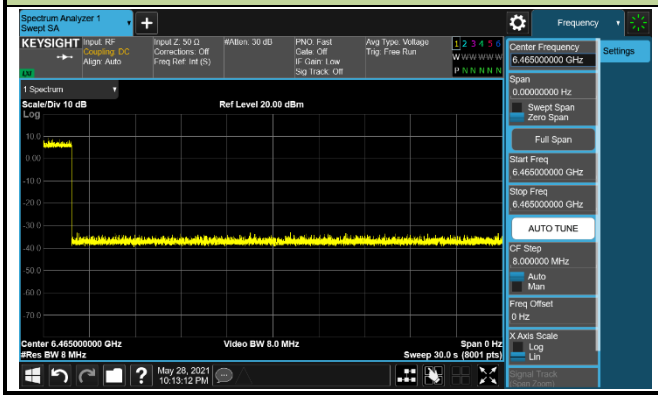	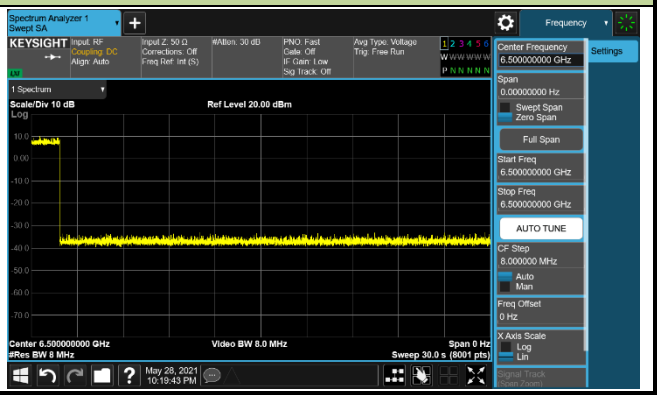

Test Result of EUT ceased transmission (NII-7 Band)	
802.11ax-HE20 / CH153	802.11ax-HE160 / CH143 (Low Edge)
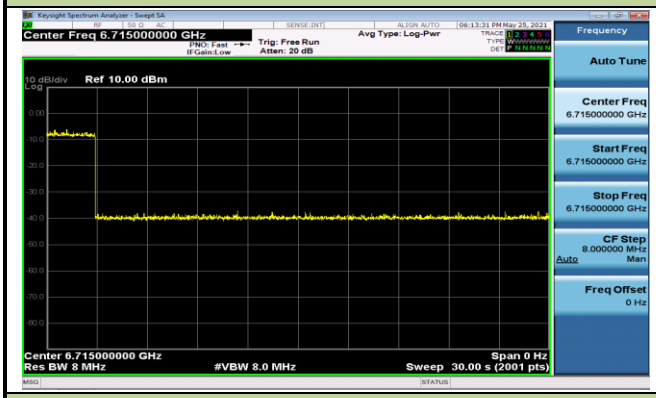	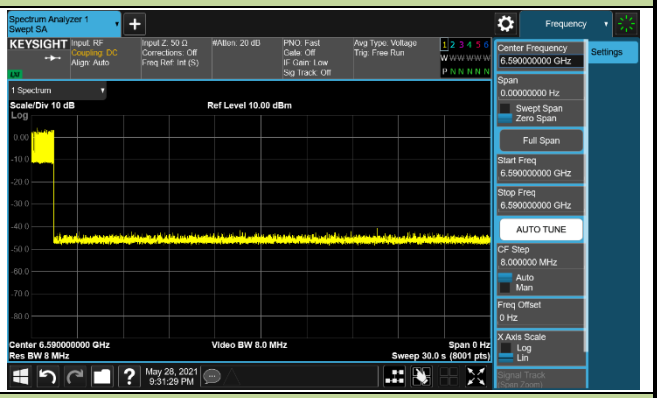
802.11ax-HE160 / CH143 (Middle)	802.11ax-HE160 / CH143 (High Edge)
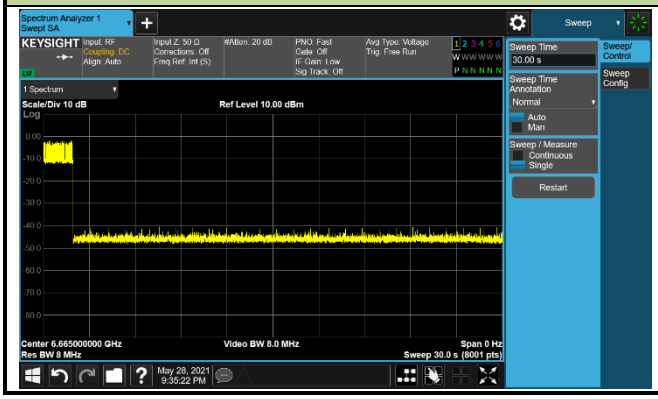	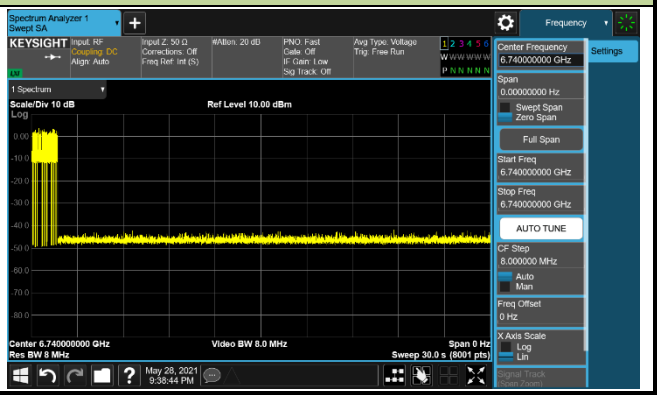

Test Result of EUT ceased transmission (NII-8 Band)	
802.11ax-HE20 / CH213	802.11ax-HE160 / CH207 (Low Edge)
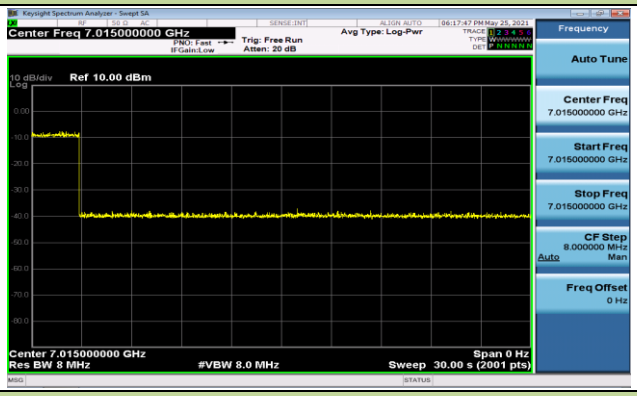	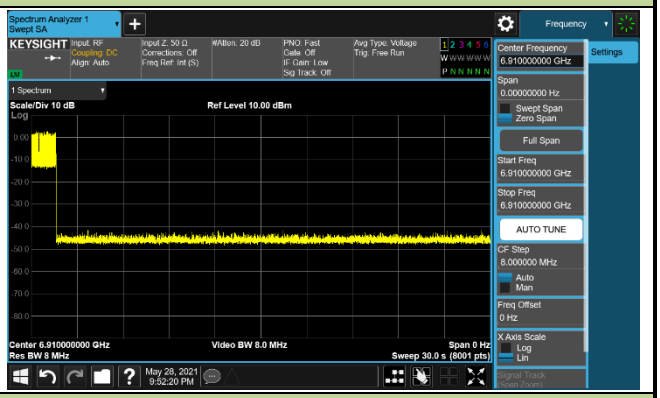
802.11ax-HE160 / CH207 (Middle)	802.11ax-HE160 / CH207 (High Edge)
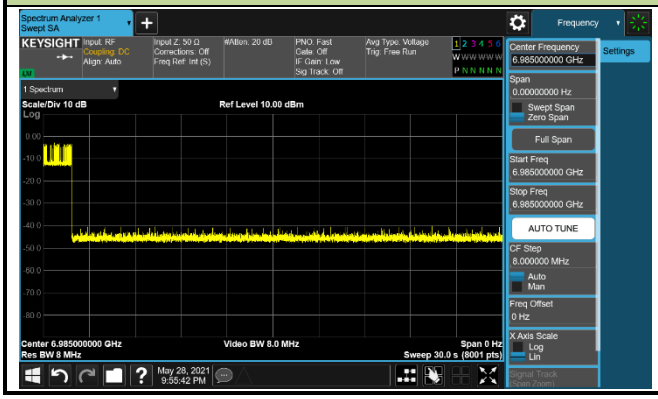	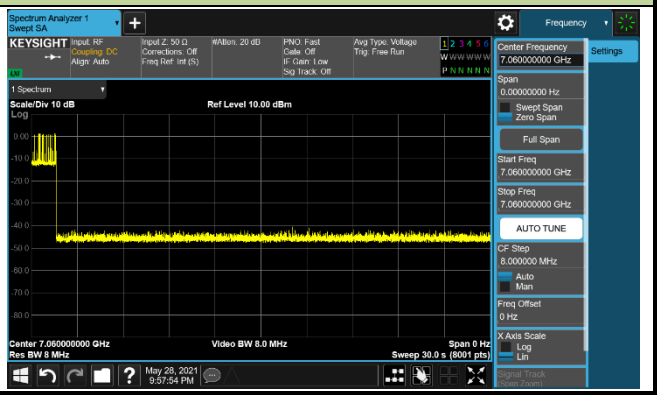

6.8. Radiated Spurious Emission Measurement

6.8.1.Test Limit

For 15.407(b)(5) requirement

For transmitters operating within the 5.925-7.125 GHz band: Any emissions outside of the 5.925-7.125 GHz band must not exceed an e.i.r.p. of −27 dBm/MHz.

Refer to 987594 D02 U-NII 6GHz EMC Measurement v01 clause G

Use guidance in KDB 789033 for measurements below 1000 MHz and above 1000 MHz. Unwanted emissions outside of restricted bands are measured with a RMS detector. In addition, 15.35(b) applies where the peak emissions must be limited to no more than 20 dB above the average limit. All out of band emissions appearing in a restricted band as specified in Section 15.205 of the Title 47CFR must not exceed the limits shown in Table per Section 15.209.

FCC Part 15 Subpart C Paragraph 15.209		
Frequency [MHz]	Field Strength [uV/m]	Measured Distance [Meters]
0.009 - 0.490	2400/F (kHz)	300
0.490 - 1.705	24000/F (kHz)	30
1.705 - 30	30	30
30 - 88	100	3
88 - 216	150	3
216 - 960	200	3
Above 960	500	3

6.8.2.Test Procedure Used

KDB 789033 D02v02r01 – Section G

6.8.3.Test Setting

Table 1 - RBW as a function of frequency

Frequency	RBW
9 ~ 150 kHz	200 ~ 300 Hz
0.15 ~ 30 MHz	9 ~ 10 kHz
30 ~ 1000 MHz	100 ~ 120 kHz
>1000 MHz	1 MHz

Quasi-Peak Measurements below 1GHz

1. Analyzer center frequency was set to the frequency of the radiated spurious emission of interest

2. Span was set greater than 1MHz

3. RBW = as specified in Table 1

4. Detector = CISPR quasi-peak

5. Sweep time = auto couple

6. Trace was allowed to stabilize

Peak Measurements above 1GHz

1. Analyzer center frequency was set to the frequency of the radiated spurious emission of interest

2. RBW = 1MHz

3. VBW = 3MHz

4. Detector = peak

5. Sweep time = auto couple

6. Trace mode = max hold

7. Trace was allowed to stabilize

Average Measurements above 1GHz (Method VB)

1. Analyzer center frequency was set to the frequency of the radiated spurious emission of interest

2. RBW = 1MHz

3. VBW; If the EUT is configured to transmit with duty cycle ≥ 98%, set VBW = 10 Hz.

If the EUT duty cycle is < 98%, set VBW ≥ 1/T. T is the minimum transmission duration.

802.11ax-HE20	200Hz	802.11ax-HE40	200Hz
802.11ax-HE80	200Hz	802.11ax-HE160	200Hz

4. Detector = Peak

5. Sweep time = auto

6. Trace mode = max hold

7. Trace was allowed to stabilize

6.8.4.Test Setup

Below 1GHz Test Setup:

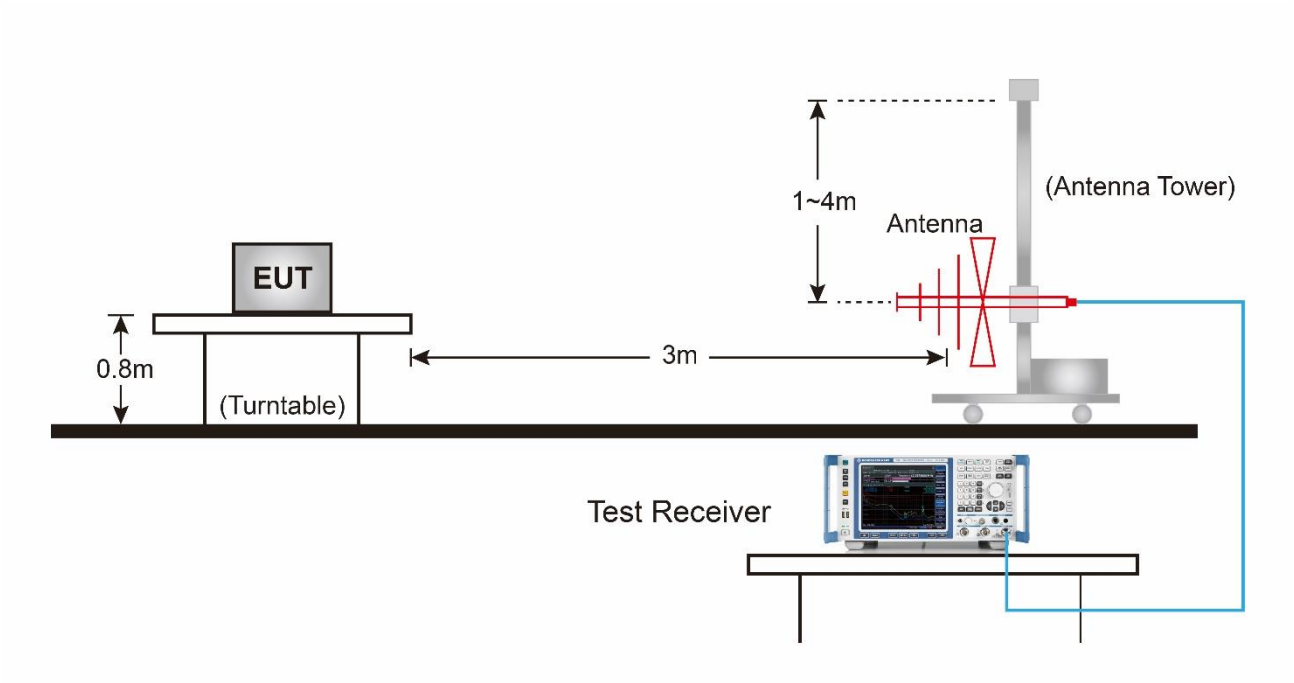

Above 1GHz Test Setup:

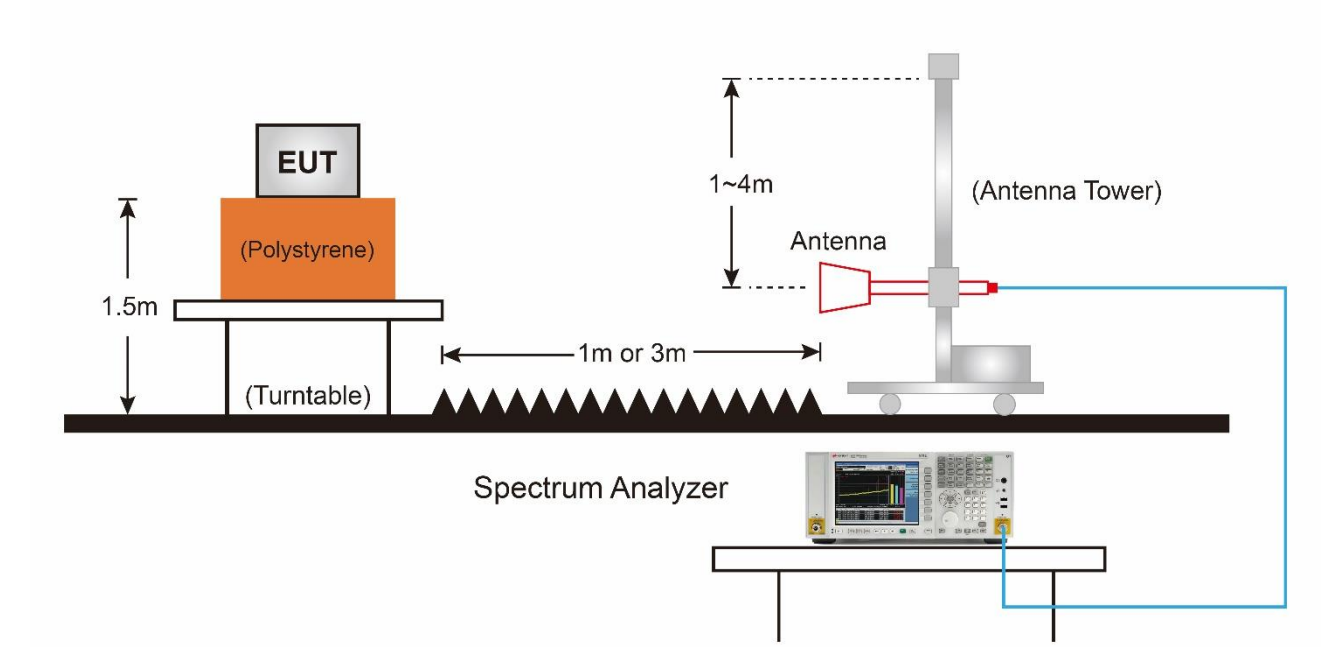

6.8.5.Test Result

Type A Filter Configuration

EUT	ACCESS POINT	Date of Test	2021-03-27
Factor	WZ-AC2_BBHA9120D_1-18GHz	Temp. / Humidity	23.2°C/43%
Polarity	Horizontal	Site / Test Engineer	AC2 / Hyde Yu
Test Mode	Transmit by 802.11ax-HE20 at Channel 5955MHz	Test Voltage	120V/60Hz

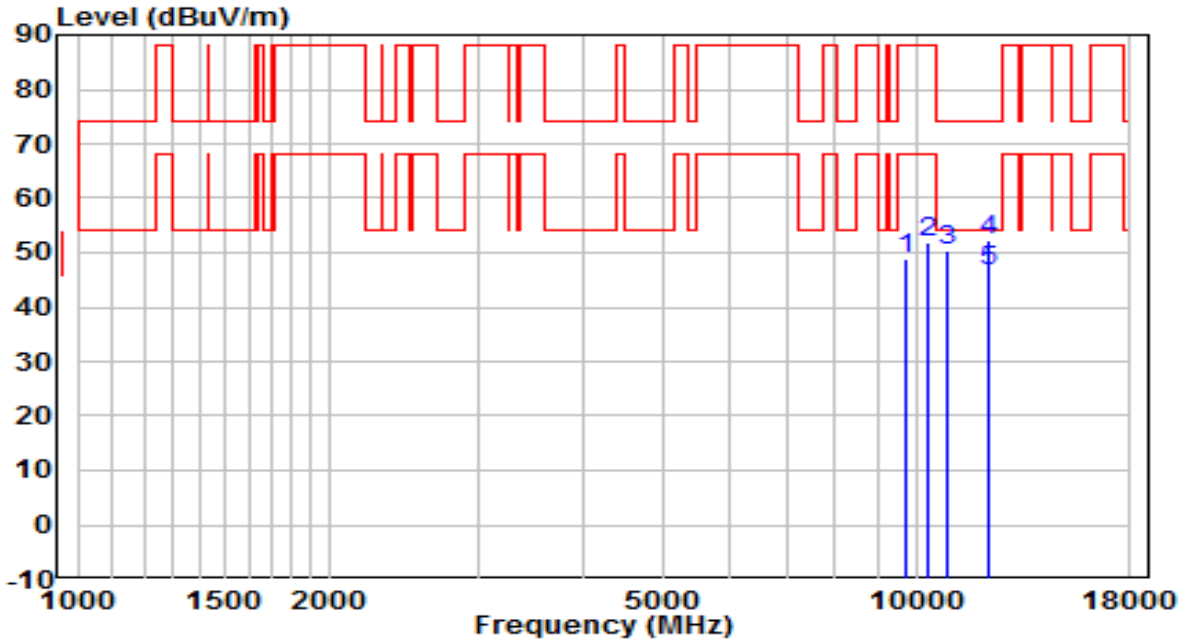

No		Frequency (MHz)	Reading (dBuV)	C.F (dB)	Measurement (dBuV/m)	Margin (dB)	Limit (dBuV/m)	Remark (QP/PK/AV)
1		9704.000	33.84	15.00	48.84	-39.36	88.20	Peak
2		10358.500	34.90	17.16	52.06	-36.14	88.20	Peak
3		10894.000	31.71	18.53	50.24	-23.76	74.00	Peak
4		12160.500	31.86	20.24	52.10	-21.90	74.00	Peak
5	*	12160.500	26.51	20.24	46.75	-7.25	54.00	Average

Note:

1. " *", means this data is the worst emission level.
2. C.F (Correction Factor) = Antenna Factor (dB)+ Cable Loss (dB)– Preamplifier(dB).
3. Measurement(dBuV/m) = Reading(dBuV) + C.F (Correction Factor).
4.The emission levels of other frequencies are very lower than the limit and not show in test report.

EUT	ACCESS POINT	Date of Test	2021-03-27
Factor	WZ-AC2_BBHA9120D_1-18GHz	Temp. / Humidity	23.2°C/43%
Polarity	Vertical	Site / Test Engineer	AC2 / Hyde Yu
Test Mode	Transmit by 802.11ax-HE20 at Channel 5955MHz	Test Voltage	120V/60Hz

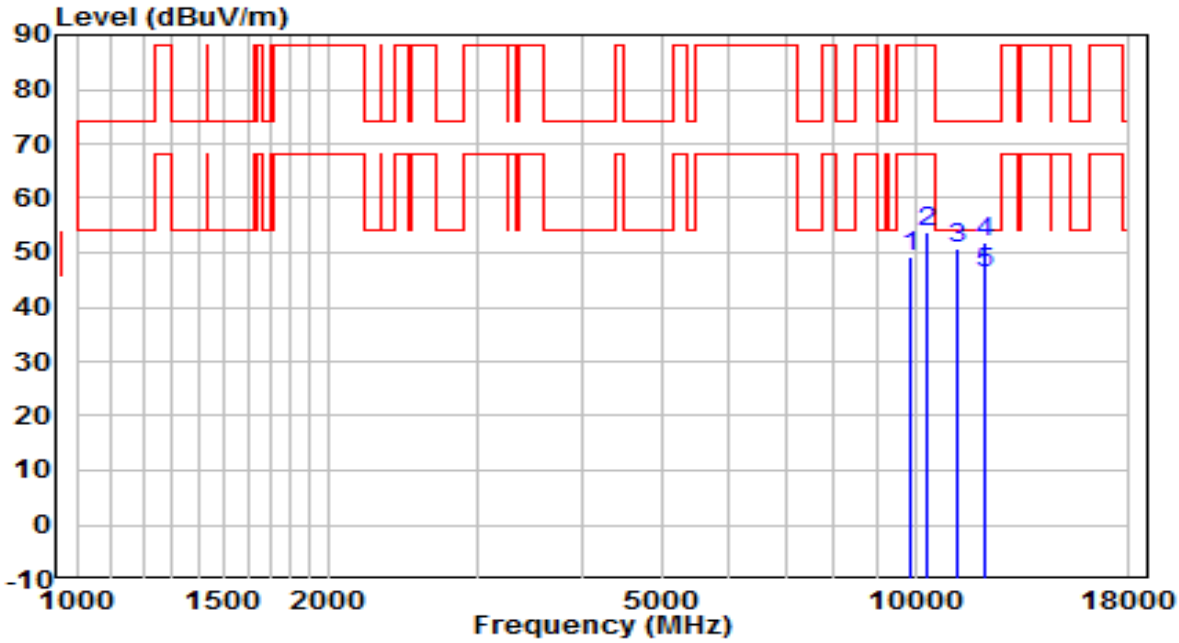

No		Frequency (MHz)	Reading (dBuV)	C.F (dB)	Measurement (dBuV/m)	Margin (dB)	Limit (dBuV/m)	Remark (QP/PK/AV)
1		9882.500	33.80	15.30	49.10	-39.10	88.20	Peak
2		10358.500	36.65	17.16	53.81	-34.39	88.20	Peak
3		11225.500	32.19	18.50	50.69	-23.31	74.00	Peak
4		12118.000	32.07	19.74	51.81	-22.19	74.00	Peak
5	*	12118.000	26.32	19.74	46.06	-7.94	54.00	Average

Note:

1. " *", means this data is the worst emission level.
2. C.F (Correction Factor) = Antenna Factor (dB)+ Cable Loss (dB)– Preamplifier(dB).
3. Measurement(dBuV/m) = Reading(dBuV) + C.F (Correction Factor).
4.The emission levels of other frequencies are very lower than the limit and not show in test report.

EUT	ACCESS POINT	Date of Test	2021-03-27
Factor	WZ-AC2_BBHA9120D_1-18GHz	Temp. / Humidity	23.2°C/43%
Polarity	Horizontal	Site / Test Engineer	AC2 / Hyde Yu
Test Mode	Transmit by 802.11ax-HE20 at Channel 6195MHz	Test Voltage	120V/60Hz

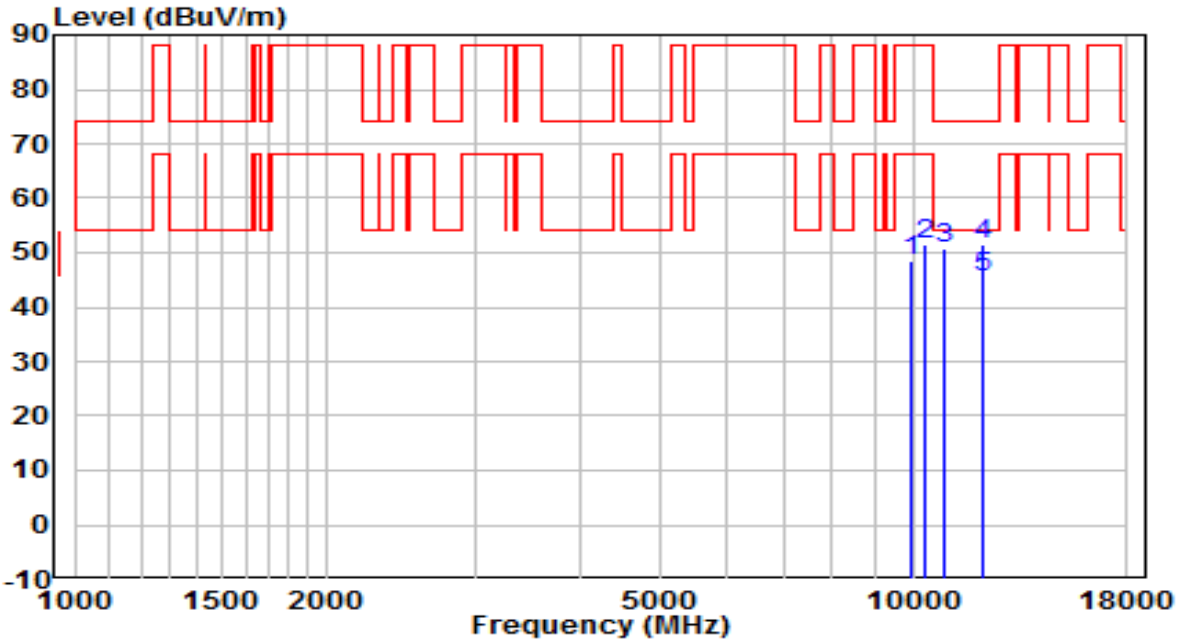

No		Frequency (MHz)	Reading (dBuV)	C.F (dB)	Measurement (dBuV/m)	Margin (dB)	Limit (dBuV/m)	Remark (QP/PK/AV)
1		9959.000	33.02	15.61	48.63	-39.57	88.20	Peak
2		10358.500	34.31	17.16	51.47	-36.73	88.20	Peak
3		10928.000	32.30	18.38	50.68	-23.32	74.00	Peak
4		12101.000	32.12	19.54	51.66	-22.34	74.00	Peak
5	*	12101.000	26.11	19.54	45.65	-8.35	54.00	Average

Note:

1. " *", means this data is the worst emission level.
2. C.F (Correction Factor) = Antenna Factor (dB)+ Cable Loss (dB)– Preamplifier(dB).
3. Measurement(dBuV/m) = Reading(dBuV) + C.F (Correction Factor).
4.The emission levels of other frequencies are very lower than the limit and not show in test report.

EUT	ACCESS POINT	Date of Test	2021-03-27
Factor	WZ-AC2_BBHA9120D_1-18GHz	Temp. / Humidity	23.2°C/43%
Polarity	Vertical	Site / Test Engineer	AC2 / Hyde Yu
Test Mode	Transmit by 802.11ax-HE20 at Channel 6195MHz	Test Voltage	120V/60Hz

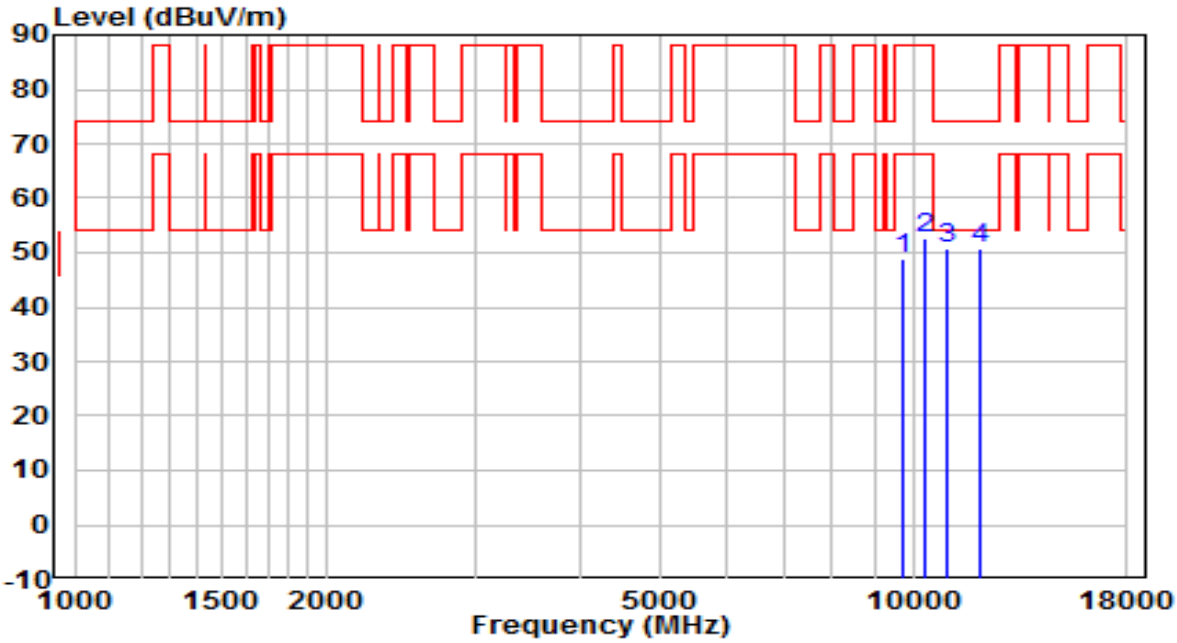

No		Frequency (MHz)	Reading (dBuV)	C.F (dB)	Measurement (dBuV/m)	Margin (dB)	Limit (dBuV/m)	Remark (QP/PK/AV)
1		9712.500	33.76	14.96	48.72	-39.48	88.20	Peak
2		10358.500	35.43	17.16	52.59	-35.61	88.20	Peak
3	*	10953.500	32.00	18.79	50.79	-23.21	74.00	Peak
4		12024.500	31.26	19.42	50.68	-23.32	74.00	Peak

Note:

1. " *", means this data is the worst emission level.
2. C.F (Correction Factor) = Antenna Factor (dB)+ Cable Loss (dB)– Preamplifier(dB).
3. Measurement(dBuV/m) = Reading(dBuV) + C.F (Correction Factor).
4.The emission levels of other frequencies are very lower than the limit and not show in test report.

EUT	ACCESS POINT	Date of Test	2021-03-27
Factor	WZ-AC2_BBHA9120D_1-18GHz	Temp. / Humidity	23.2°C/43%
Polarity	Horizontal	Site / Test Engineer	AC2 / Hyde Yu
Test Mode	Transmit by 802.11ax-HE20 at Channel 6415MHz	Test Voltage	120V/60Hz

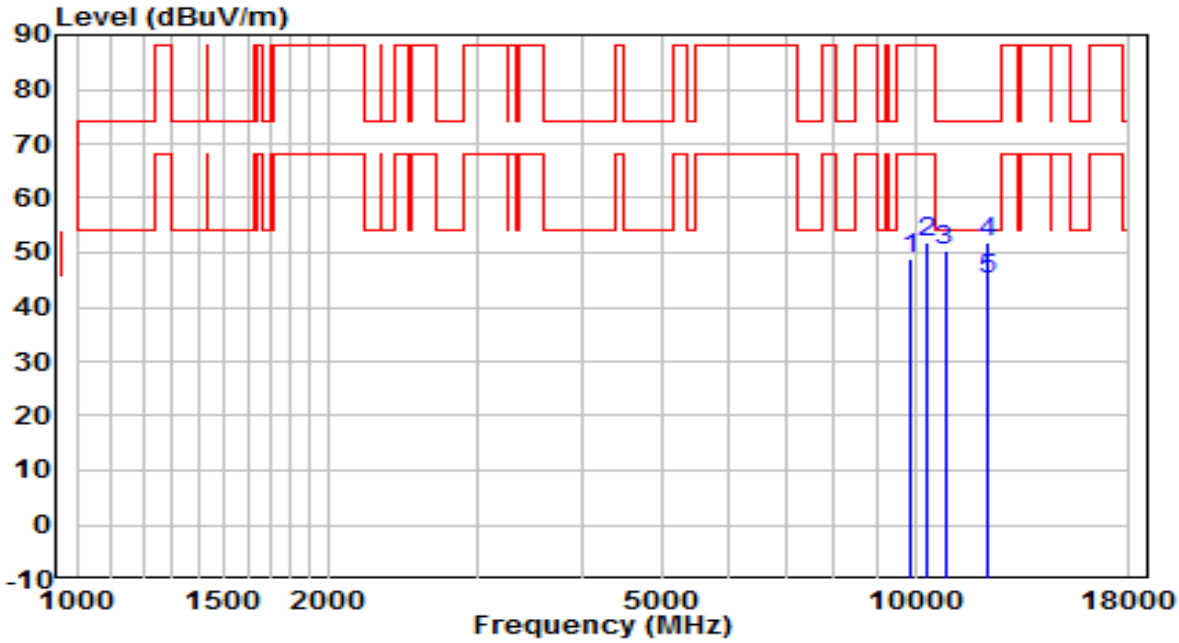

No		Frequency (MHz)	Reading (dBuV)	C.F (dB)	Measurement (dBuV/m)	Margin (dB)	Limit (dBuV/m)	Remark (QP/PK/AV)
1		9899.500	33.20	15.52	48.71	-39.49	88.20	Peak
2		10358.500	34.72	17.16	51.88	-36.32	88.20	Peak
3		10851.500	32.64	17.84	50.48	-23.52	74.00	Peak
4		12169.000	31.96	19.96	51.92	-22.08	74.00	Peak
5	*	12169.000	25.02	19.96	44.98	-9.02	54.00	Average

Note:

1. " *", means this data is the worst emission level.
2. C.F (Correction Factor) = Antenna Factor (dB)+ Cable Loss (dB)– Preamplifier(dB).
3. Measurement(dBuV/m) = Reading(dBuV) + C.F (Correction Factor).
4.The emission levels of other frequencies are very lower than the limit and not show in test report.

EUT	ACCESS POINT	Date of Test	2021-03-27
Factor	WZ-AC2_BBHA9120D_1-18GHz	Temp. / Humidity	23.2°C/43%
Polarity	Vertical	Site / Test Engineer	AC2 / Hyde Yu
Test Mode	Transmit by 802.11ax-HE20 at Channel 6415MHz	Test Voltage	120V/60Hz

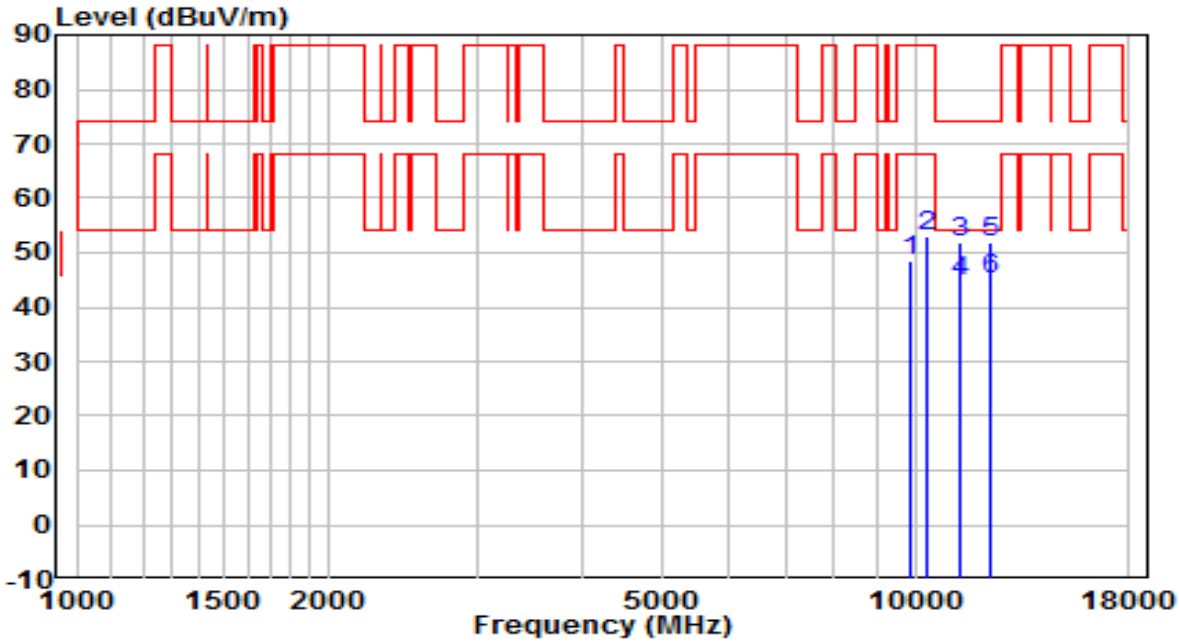

No		Frequency (MHz)	Reading (dBuV)	C.F (dB)	Measurement (dBuV/m)	Margin (dB)	Limit (dBuV/m)	Remark (QP/PK/AV)
1		9891.000	33.20	15.44	48.64	-39.56	88.20	Peak
2		10358.500	35.88	17.16	53.04	-35.16	88.20	Peak
3		11285.000	33.24	18.51	51.75	-22.25	74.00	Peak
4		11285.000	26.35	18.51	44.86	-9.14	54.00	Average
5		12254.000	31.43	20.61	52.04	-21.96	74.00	Peak
6	*	12254.000	24.51	20.61	45.12	-8.88	54.00	Average

Note:

1. " *", means this data is the worst emission level.
2. C.F (Correction Factor) = Antenna Factor (dB)+ Cable Loss (dB)– Preamplifier(dB).
3. Measurement(dBuV/m) = Reading(dBuV) + C.F (Correction Factor).
4.The emission levels of other frequencies are very lower than the limit and not show in test report.

EUT	ACCESS POINT	Date of Test	2021-03-27
Factor	WZ-AC2_BBHA9120D_1-18GHz	Temp. / Humidity	23.2°C/43%
Polarity	Horizontal	Site / Test Engineer	AC2 / Hyde Yu
Test Mode	Transmit by 802.11ax-HE20 at Channel 6435MHz	Test Voltage	120V/60Hz

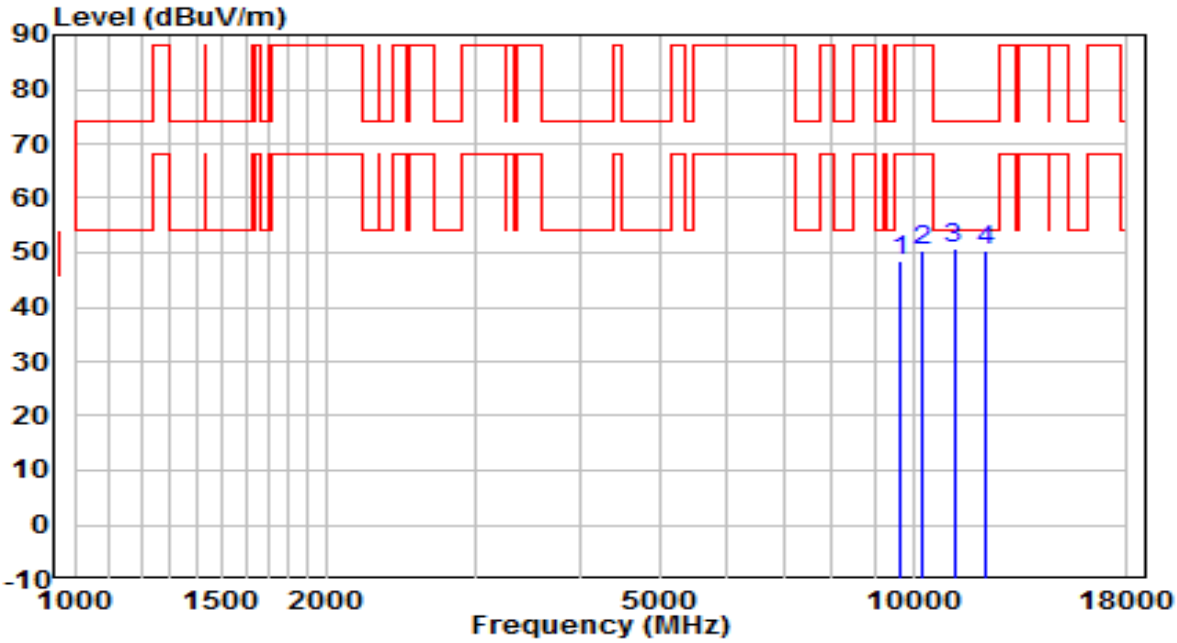

No		Frequency (MHz)	Reading (dBuV)	C.F (dB)	Measurement (dBuV/m)	Margin (dB)	Limit (dBuV/m)	Remark (QP/PK/AV)
1		9678.500	33.33	15.11	48.44	-39.76	88.20	Peak
2		10256.500	33.63	16.67	50.30	-37.90	88.20	Peak
3	*	11183.000	32.41	18.52	50.94	-23.06	74.00	Peak
4		12160.500	30.28	20.24	50.53	-23.47	74.00	Peak

Note:

1. " *", means this data is the worst emission level.
2. C.F (Correction Factor) = Antenna Factor (dB)+ Cable Loss (dB)– Preamplifier(dB).
3. Measurement(dBuV/m) = Reading(dBuV) + C.F (Correction Factor).
4.The emission levels of other frequencies are very lower than the limit and not show in test report.

EUT	ACCESS POINT	Date of Test	2021-03-27
Factor	WZ-AC2_BBHA9120D_1-18GHz	Temp. / Humidity	23.2°C/43%
Polarity	Vertical	Site / Test Engineer	AC2 / Hyde Yu
Test Mode	Transmit by 802.11ax-HE20 at Channel 6435MHz	Test Voltage	120V/60Hz

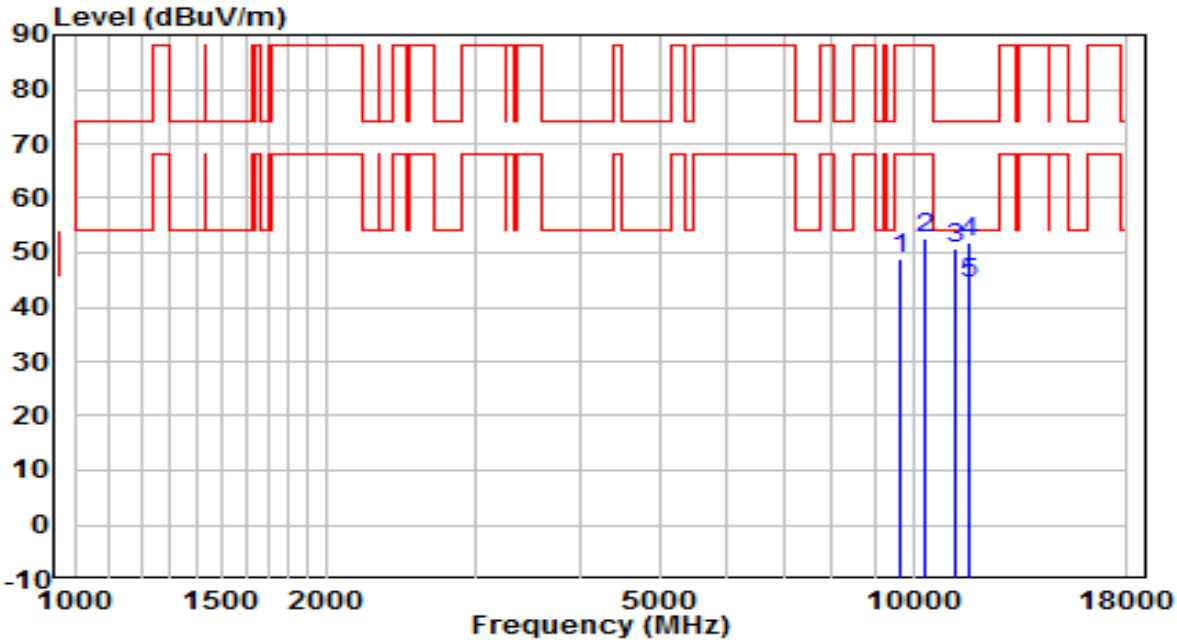

No		Frequency (MHz)	Reading (dBuV)	C.F (dB)	Measurement (dBuV/m)	Margin (dB)	Limit (dBuV/m)	Remark (QP/PK/AV)
1		9619.000	33.72	15.05	48.77	-39.43	88.20	Peak
2		10358.500	35.52	17.16	52.68	-35.52	88.20	Peak
3		11217.000	32.63	18.29	50.92	-23.08	74.00	Peak
4		11701.500	31.51	20.32	51.84	-22.16	74.00	Peak
5	*	11701.500	24.15	20.32	44.47	-9.53	54.00	Average

Note:

1. " *", means this data is the worst emission level.
2. C.F (Correction Factor) = Antenna Factor (dB)+ Cable Loss (dB)– Preamplifier(dB).
3. Measurement(dBuV/m) = Reading(dBuV) + C.F (Correction Factor).
4.The emission levels of other frequencies are very lower than the limit and not show in test report.

EUT	ACCESS POINT	Date of Test	2021-03-27
Factor	WZ-AC2_BBHA9120D_1-18GHz	Temp. / Humidity	23.2°C/43%
Polarity	Horizontal	Site / Test Engineer	AC2 / Hyde Yu
Test Mode	Transmit by 802.11ax-HE20 at Channel 6475MHz	Test Voltage	120V/60Hz

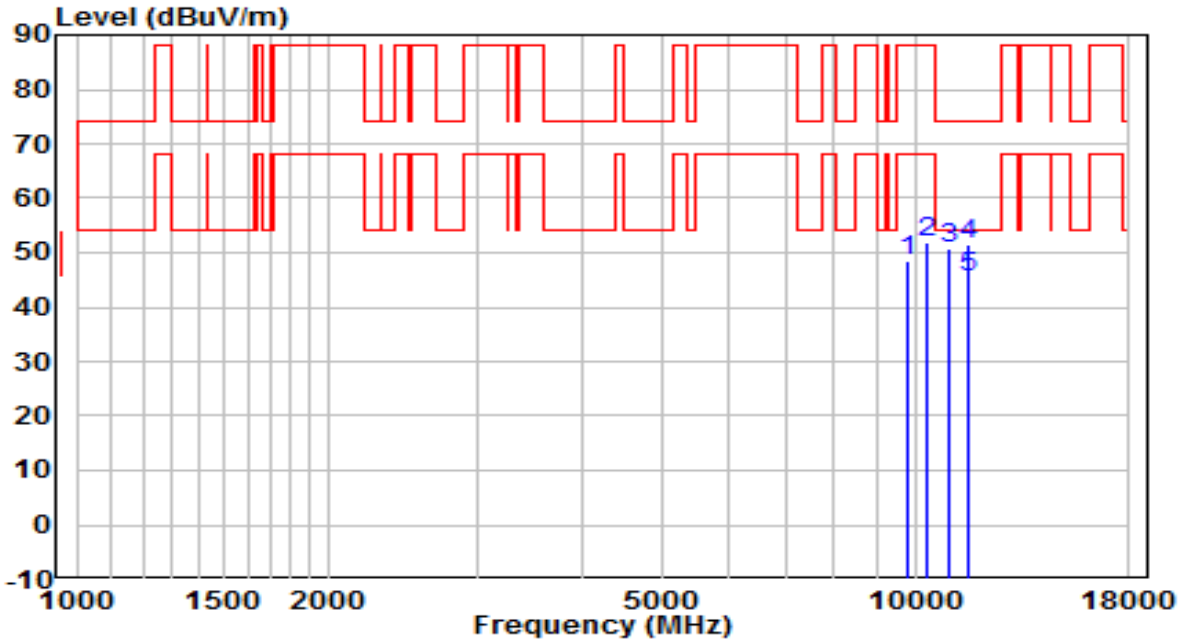

No		Frequency (MHz)	Reading (dBuV)	C.F (dB)	Measurement (dBuV/m)	Margin (dB)	Limit (dBuV/m)	Remark (QP/PK/AV)
1		9763.500	33.32	15.16	48.48	-39.72	88.20	Peak
2		10358.500	34.60	17.16	51.76	-36.44	88.20	Peak
3		10996.000	32.53	18.16	50.69	-23.31	74.00	Peak
4		11591.000	32.26	19.39	51.65	-22.35	74.00	Peak
5	*	11591.000	26.20	19.39	45.59	-8.41	54.00	Average

Note:

1. " *", means this data is the worst emission level.
2. C.F (Correction Factor) = Antenna Factor (dB)+ Cable Loss (dB)– Preamplifier(dB).
3. Measurement(dBuV/m) = Reading(dBuV) + C.F (Correction Factor).
4.The emission levels of other frequencies are very lower than the limit and not show in test report.

EUT	ACCESS POINT	Date of Test	2021-03-27
Factor	WZ-AC2_BBHA9120D_1-18GHz	Temp. / Humidity	23.2°C/43%
Polarity	Vertical	Site / Test Engineer	AC2 / Hyde Yu
Test Mode	Transmit by 802.11ax-HE20 at Channel 6475MHz	Test Voltage	120V/60Hz

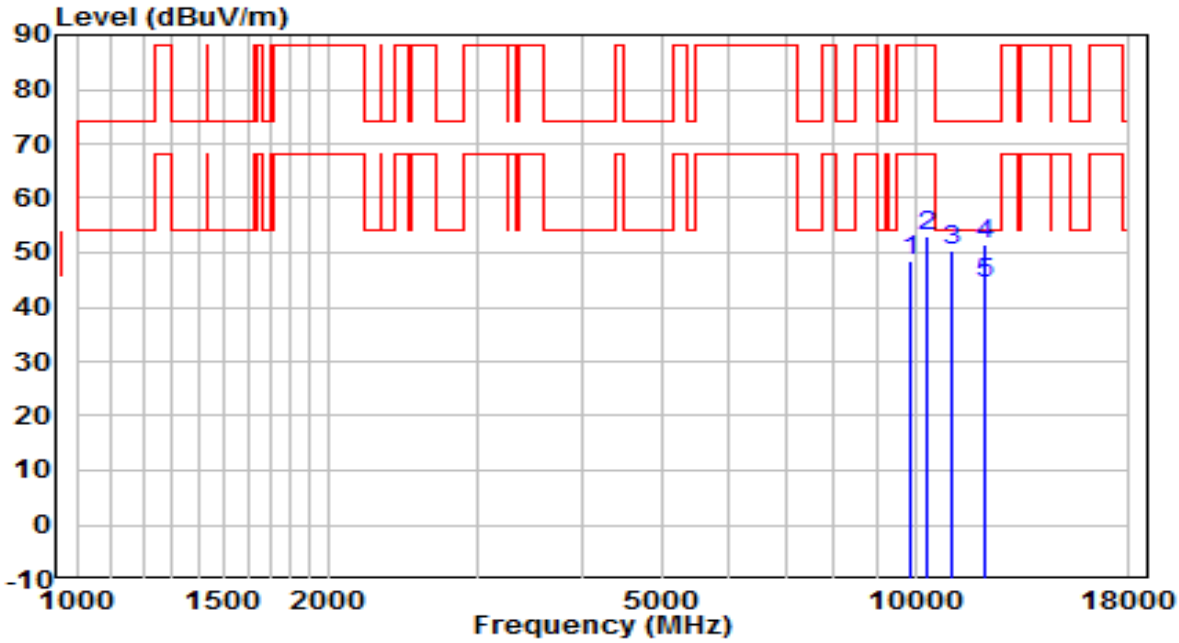

No		Frequency (MHz)	Reading (dBuV)	C.F (dB)	Measurement (dBuV/m)	Margin (dB)	Limit (dBuV/m)	Remark (QP/PK/AV)
1		9874.000	33.42	15.18	48.60	-39.60	88.20	Peak
2		10358.500	35.80	17.16	52.96	-35.24	88.20	Peak
3		11098.000	32.01	18.47	50.47	-23.53	74.00	Peak
4		12092.500	32.01	19.43	51.44	-22.56	74.00	Peak
5	*	12092.500	24.78	19.43	44.21	-9.79	54.00	Average

Note:

1. " *", means this data is the worst emission level.
2. C.F (Correction Factor) = Antenna Factor (dB)+ Cable Loss (dB)– Preamplifier(dB).
3. Measurement(dBuV/m) = Reading(dBuV) + C.F (Correction Factor).
4.The emission levels of other frequencies are very lower than the limit and not show in test report.

EUT	ACCESS POINT	Date of Test	2021-03-27
Factor	WZ-AC2_BBHA9120D_1-18GHz	Temp. / Humidity	23.2°C/43%
Polarity	Horizontal	Site / Test Engineer	AC2 / Hyde Yu
Test Mode	Transmit by 802.11ax-HE20 at Channel 6515MHz	Test Voltage	120V/60Hz

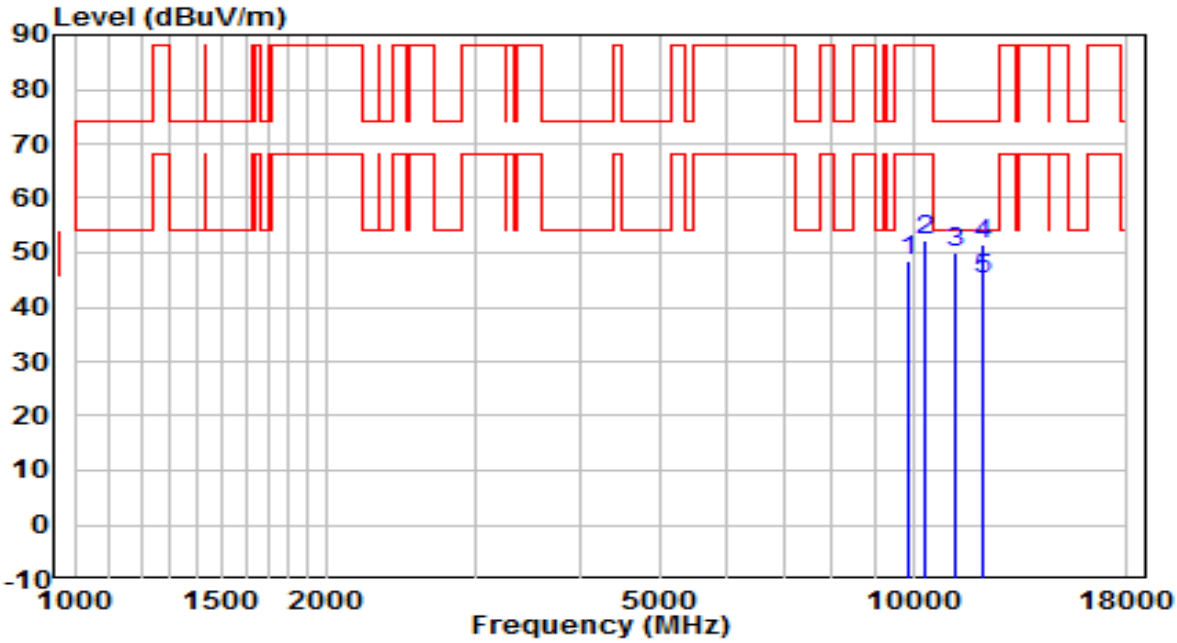

No		Frequency (MHz)	Reading (dBuV)	C.F (dB)	Measurement (dBuV/m)	Margin (dB)	Limit (dBuV/m)	Remark (QP/PK/AV)
1		9899.500	33.14	15.52	48.65	-39.55	88.20	Peak
2		10358.500	35.08	17.16	52.24	-35.96	88.20	Peak
3		11208.500	31.79	18.37	50.17	-23.83	74.00	Peak
4		12109.500	32.01	19.68	51.70	-22.30	74.00	Peak
5	*	12109.500	25.51	19.68	45.19	-8.81	54.00	Average

Note:

1. " *", means this data is the worst emission level.
2. C.F (Correction Factor) = Antenna Factor (dB)+ Cable Loss (dB)– Preamplifier(dB).
3. Measurement(dBuV/m) = Reading(dBuV) + C.F (Correction Factor).
4.The emission levels of other frequencies are very lower than the limit and not show in test report.

EUT	ACCESS POINT	Date of Test	2021-03-27
Factor	WZ-AC2_BBHA9120D_1-18GHz	Temp. / Humidity	23.2°C/43%
Polarity	Vertical	Site / Test Engineer	AC2 / Hyde Yu
Test Mode	Transmit by 802.11ax-HE20 at Channel 6515MHz	Test Voltage	120V/60Hz

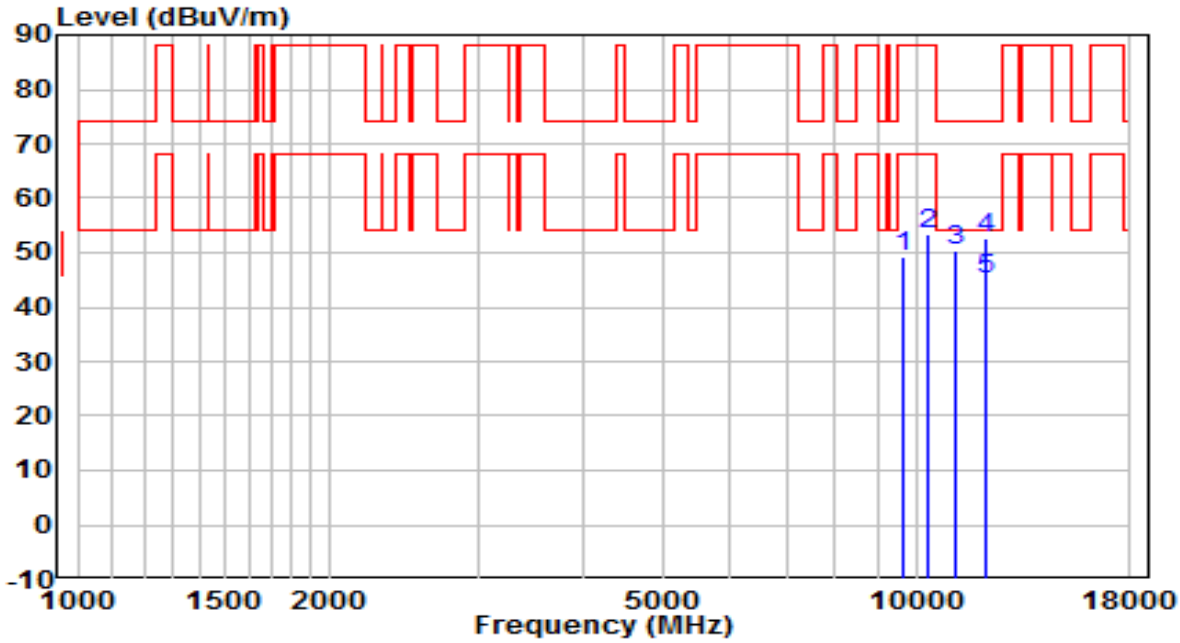

No		Frequency (MHz)	Reading (dBuV)	C.F (dB)	Measurement (dBuV/m)	Margin (dB)	Limit (dBuV/m)	Remark (QP/PK/AV)
1		9644.500	34.62	14.80	49.43	-38.77	88.20	Peak
2		10358.500	36.25	17.16	53.41	-34.79	88.20	Peak
3		11123.500	31.46	18.86	50.32	-23.68	74.00	Peak
4		12092.500	33.11	19.43	52.54	-21.46	74.00	Peak
5	*	12092.500	25.71	19.43	45.14	-8.86	54.00	Average

Note:

1. " *", means this data is the worst emission level.
2. C.F (Correction Factor) = Antenna Factor (dB)+ Cable Loss (dB)– Preamplifier(dB).
3. Measurement(dBuV/m) = Reading(dBuV) + C.F (Correction Factor).
4.The emission levels of other frequencies are very lower than the limit and not show in test report.

EUT	ACCESS POINT	Date of Test	2021-03-27
Factor	WZ-AC2_BBHA9120D_1-18GHz	Temp. / Humidity	23.2°C/43%
Polarity	Horizontal	Site / Test Engineer	AC2 / Hyde Yu
Test Mode	Transmit by 802.11ax-HE20 at Channel 6535MHz	Test Voltage	120V/60Hz

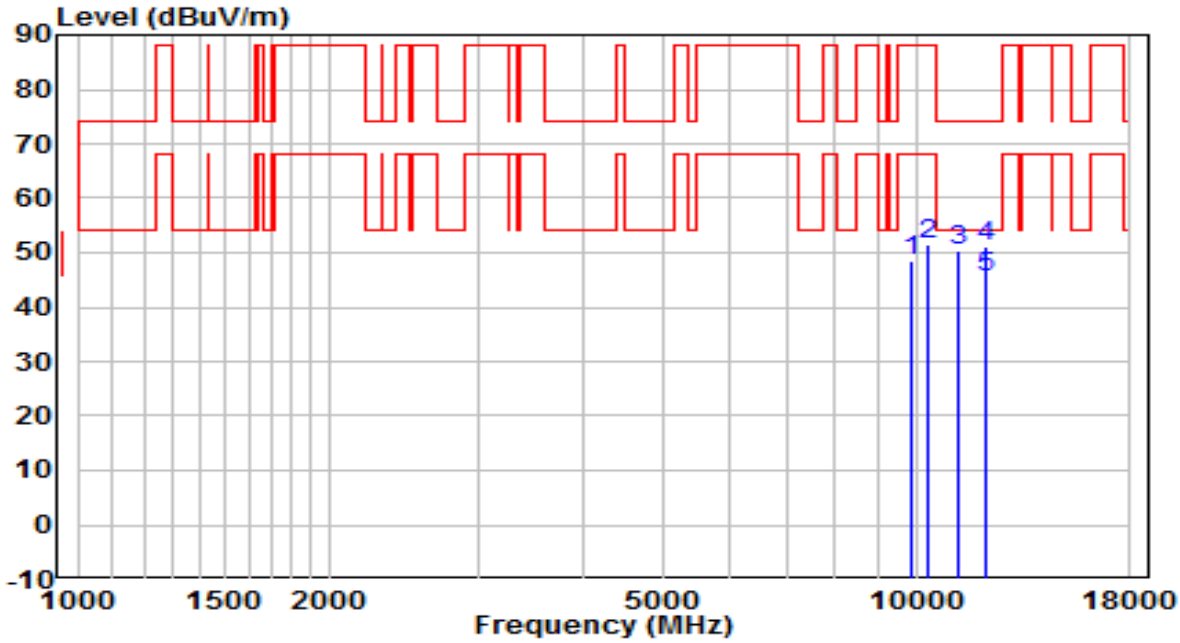

No		Frequency (MHz)	Reading (dBuV)	C.F (dB)	Measurement (dBuV/m)	Margin (dB)	Limit (dBuV/m)	Remark (QP/PK/AV)
1		9882.500	33.10	15.30	48.41	-39.79	88.20	Peak
2		10358.500	34.18	17.16	51.34	-36.86	88.20	Peak
3		11208.500	32.00	18.37	50.38	-23.62	74.00	Peak
4		12101.000	31.76	19.54	51.29	-22.71	74.00	Peak
5	*	12101.000	26.05	19.54	45.59	-8.41	54.00	Average

Note:

1. " *", means this data is the worst emission level.
2. C.F (Correction Factor) = Antenna Factor (dB)+ Cable Loss (dB)– Preamplifier(dB).
3. Measurement(dBuV/m) = Reading(dBuV) + C.F (Correction Factor).
4.The emission levels of other frequencies are very lower than the limit and not show in test report.

EUT	ACCESS POINT	Date of Test	2021-03-27
Factor	WZ-AC2_BBHA9120D_1-18GHz	Temp. / Humidity	23.2°C/43%
Polarity	Vertical	Site / Test Engineer	AC2 / Hyde Yu
Test Mode	Transmit by 802.11ax-HE20 at Channel 6535MHz	Test Voltage	120V/60Hz

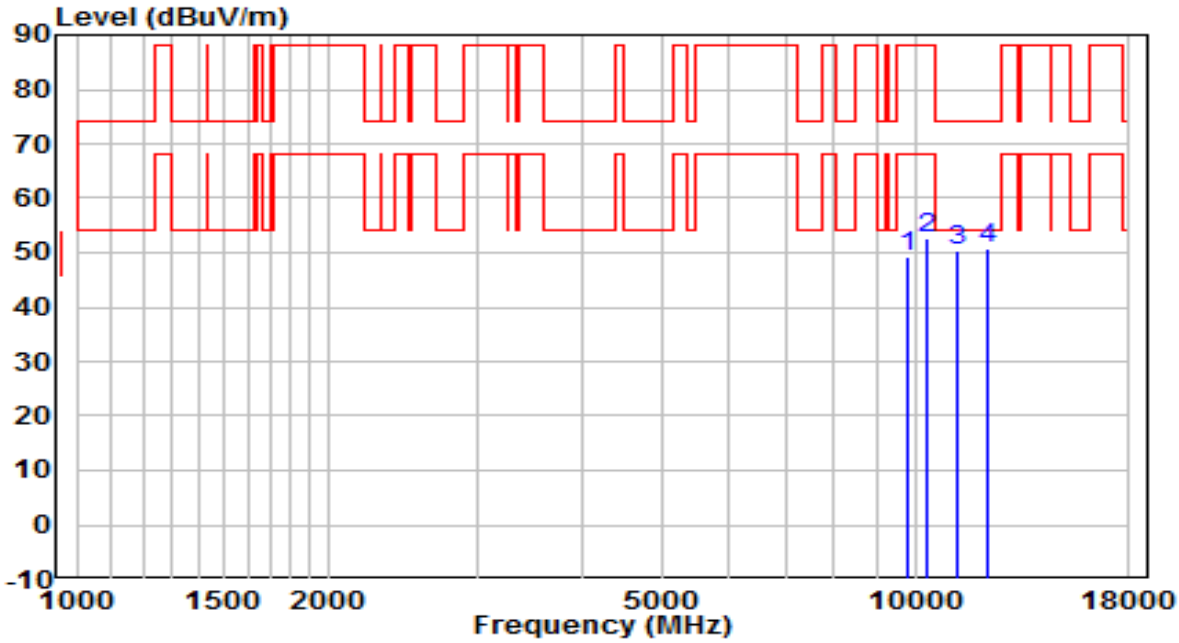

No		Frequency (MHz)	Reading (dBuV)	C.F (dB)	Measurement (dBuV/m)	Margin (dB)	Limit (dBuV/m)	Remark (QP/PK/AV)
1		9831.500	33.98	15.18	49.17	-39.03	88.20	Peak
2		10358.500	35.44	17.16	52.60	-35.60	88.20	Peak
3		11251.000	31.15	19.12	50.27	-23.73	74.00	Peak
4	*	12160.500	30.63	20.24	50.87	-23.13	74.00	Peak

Note:

1. " *", means this data is the worst emission level.
2. C.F (Correction Factor) = Antenna Factor (dB)+ Cable Loss (dB)– Preamplifier(dB).
3. Measurement(dBuV/m) = Reading(dBuV) + C.F (Correction Factor).
4.The emission levels of other frequencies are very lower than the limit and not show in test report.

EUT	ACCESS POINT	Date of Test	2021-03-27
Factor	WZ-AC2_BBHA9120D_1-18GHz	Temp. / Humidity	23.2°C/43%
Polarity	Horizontal	Site / Test Engineer	AC2 / Hyde Yu
Test Mode	Transmit by 802.11ax-HE20 at Channel 6715MHz	Test Voltage	120V/60Hz

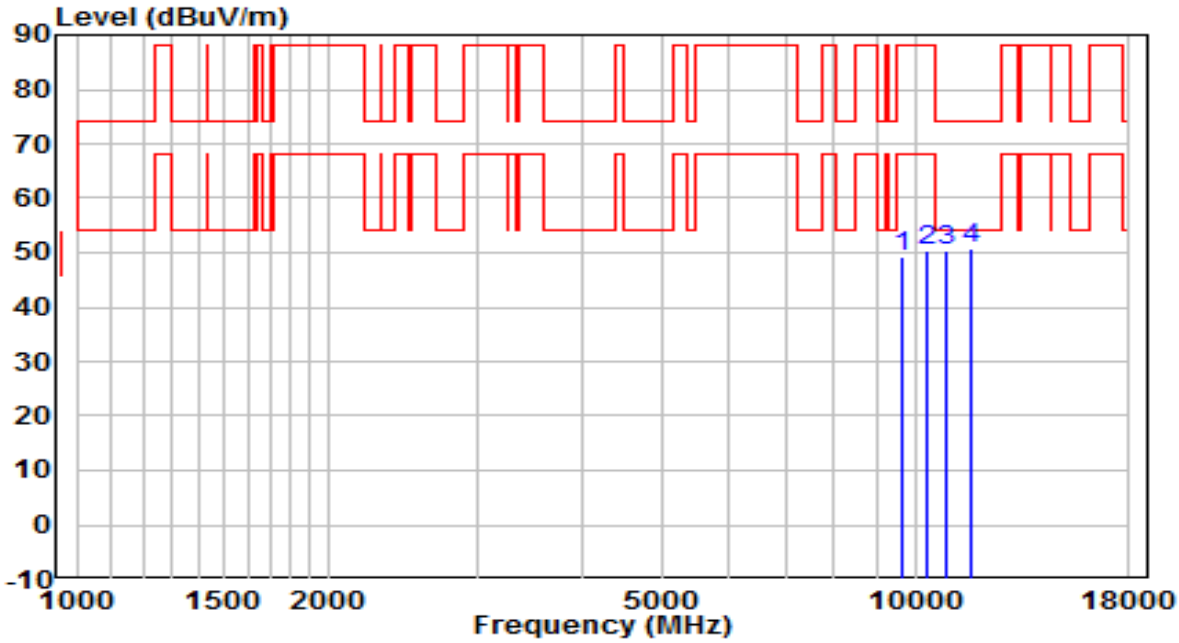

No		Frequency (MHz)	Reading (dBuV)	C.F (dB)	Measurement (dBuV/m)	Margin (dB)	Limit (dBuV/m)	Remark (QP/PK/AV)
1		9636.000	34.41	14.94	49.36	-38.84	88.20	Peak
2		10358.500	33.39	17.16	50.55	-37.65	88.20	Peak
3		10860.000	32.31	17.97	50.28	-23.72	74.00	Peak
4	*	11667.500	31.21	19.51	50.72	-23.28	74.00	Peak

Note:

1. " *", means this data is the worst emission level.
2. C.F (Correction Factor) = Antenna Factor (dB)+ Cable Loss (dB)– Preamplifier(dB).
3. Measurement(dBuV/m) = Reading(dBuV) + C.F (Correction Factor).
4.The emission levels of other frequencies are very lower than the limit and not show in test report.

EUT	ACCESS POINT	Date of Test	2021-03-27
Factor	WZ-AC2_BBHA9120D_1-18GHz	Temp. / Humidity	23.2°C/43%
Polarity	Vertical	Site / Test Engineer	AC2 / Hyde Yu
Test Mode	Transmit by 802.11ax-HE20 at Channel 6715MHz	Test Voltage	120V/60Hz

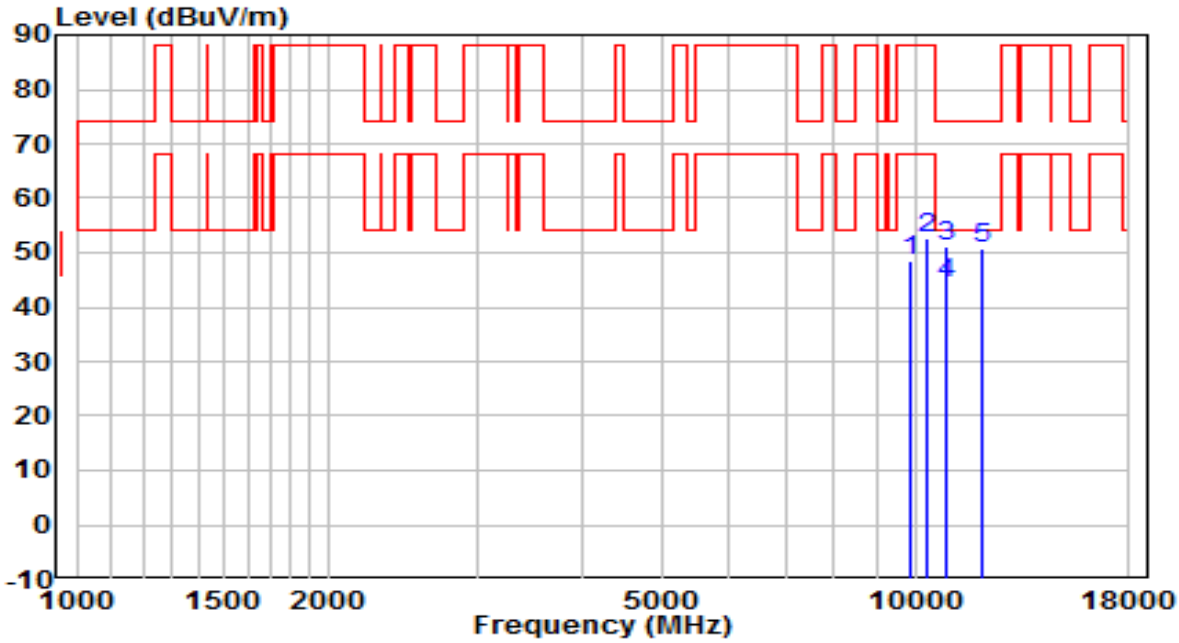

No		Frequency (MHz)	Reading (dBuV)	C.F (dB)	Measurement (dBuV/m)	Margin (dB)	Limit (dBuV/m)	Remark (QP/PK/AV)
1		9899.500	33.14	15.52	48.66	-39.54	88.20	Peak
2		10358.500	35.40	17.16	52.56	-35.64	88.20	Peak
3		10911.000	33.02	18.15	51.17	-22.83	74.00	Peak
4	*	10911.000	26.03	18.15	44.18	-9.82	54.00	Average
5		12024.500	31.33	19.42	50.74	-23.26	74.00	Peak

Note:

1. " *", means this data is the worst emission level.
2. C.F (Correction Factor) = Antenna Factor (dB)+ Cable Loss (dB)– Preamplifier(dB).
3. Measurement(dBuV/m) = Reading(dBuV) + C.F (Correction Factor).
4.The emission levels of other frequencies are very lower than the limit and not show in test report.

EUT	ACCESS POINT	Date of Test	2021-03-27
Factor	WZ-AC2_BBHA9120D_1-18GHz	Temp. / Humidity	23.2°C/43%
Polarity	Horizontal	Site / Test Engineer	AC2 / Hyde Yu
Test Mode	Transmit by 802.11ax-HE20 at Channel 6855MHz	Test Voltage	120V/60Hz

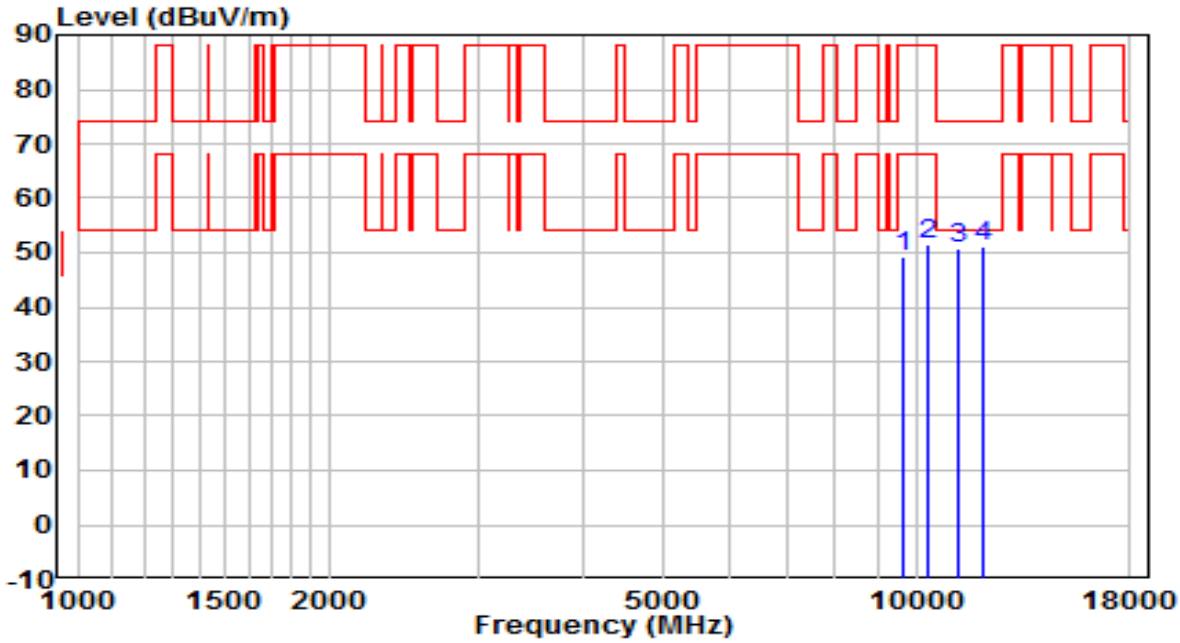

No		Frequency (MHz)	Reading (dBuV)	C.F (dB)	Measurement (dBuV/m)	Margin (dB)	Limit (dBuV/m)	Remark (QP/PK/AV)
1		9678.500	33.99	15.11	49.10	-39.10	88.20	Peak
2		10358.500	34.36	17.16	51.52	-36.68	88.20	Peak
3		11259.500	31.64	19.05	50.69	-23.31	74.00	Peak
4	*	12050.000	31.15	19.83	50.98	-23.02	74.00	Peak

Note:

1. " *", means this data is the worst emission level.
2. C.F (Correction Factor) = Antenna Factor (dB)+ Cable Loss (dB)– Preamplifier(dB).
3. Measurement(dBuV/m) = Reading(dBuV) + C.F (Correction Factor).
4.The emission levels of other frequencies are very lower than the limit and not show in test report.

EUT	ACCESS POINT	Date of Test	2021-03-27
Factor	WZ-AC2_BBHA9120D_1-18GHz	Temp. / Humidity	23.2°C/43%
Polarity	Vertical	Site / Test Engineer	AC2 / Hyde Yu
Test Mode	Transmit by 802.11ax-HE20 at Channel 6855MHz	Test Voltage	120V/60Hz

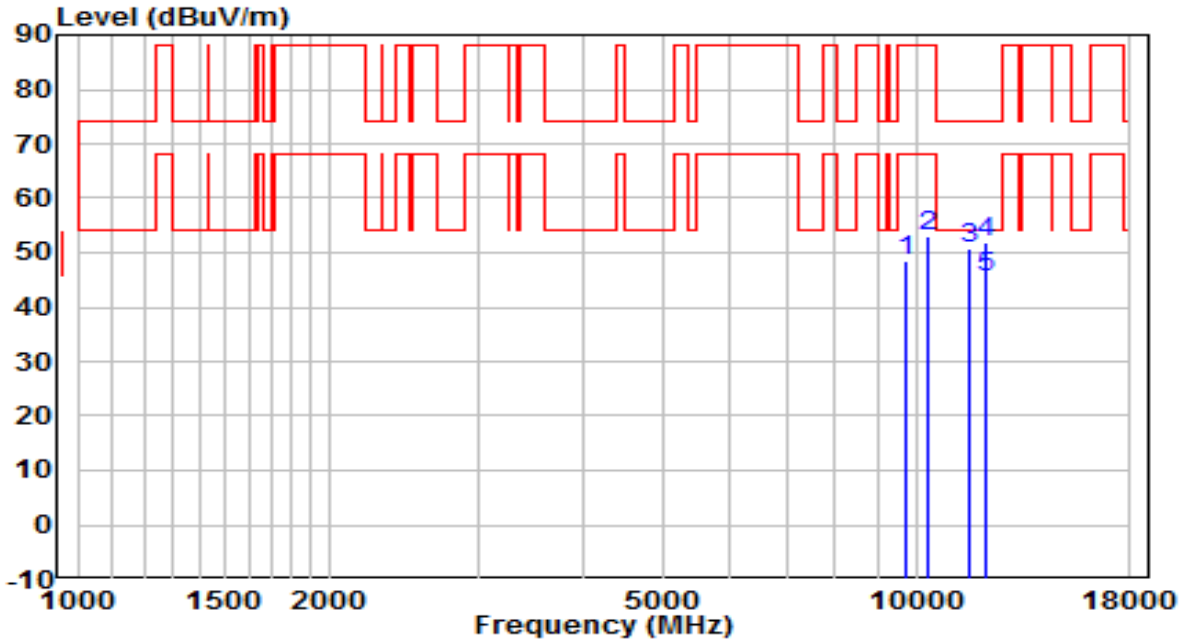

No		Frequency (MHz)	Reading (dBuV)	C.F (dB)	Measurement (dBuV/m)	Margin (dB)	Limit (dBuV/m)	Remark (QP/PK/AV)
1		9755.000	33.46	15.12	48.58	-39.62	88.20	Peak
2		10358.500	35.96	17.16	53.12	-35.08	88.20	Peak
3		11540.000	31.30	19.46	50.76	-23.24	74.00	Peak
4		12084.000	32.38	19.38	51.76	-22.24	74.00	Peak
5	*	12084.000	26.04	19.38	45.42	-8.58	54.00	Average

Note:

1. " *", means this data is the worst emission level.
2. C.F (Correction Factor) = Antenna Factor (dB)+ Cable Loss (dB)– Preamplifier(dB).
3. Measurement(dBuV/m) = Reading(dBuV) + C.F (Correction Factor).
4.The emission levels of other frequencies are very lower than the limit and not show in test report.

EUT	ACCESS POINT	Date of Test	2021-03-27
Factor	WZ-AC2_BBHA9120D_1-18GHz	Temp. / Humidity	23.2°C/43%
Polarity	Horizontal	Site / Test Engineer	AC2 / Hyde Yu
Test Mode	Transmit by 802.11ax-HE20 at Channel 6875MHz	Test Voltage	120V/60Hz

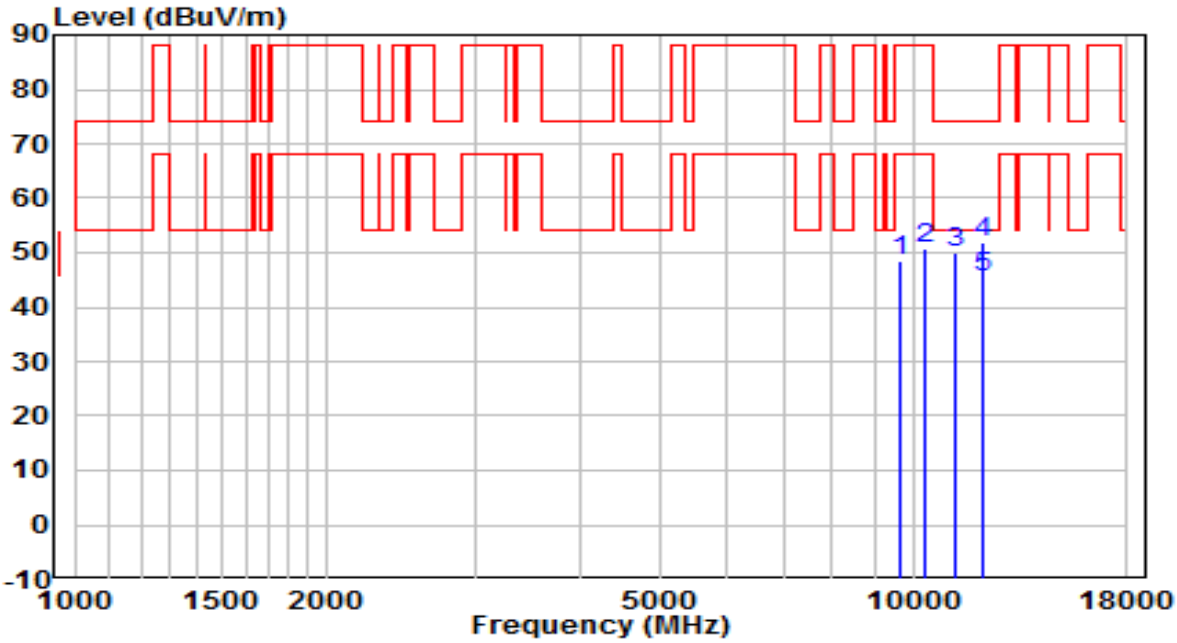

No		Frequency (MHz)	Reading (dBuV)	C.F (dB)	Measurement (dBuV/m)	Margin (dB)	Limit (dBuV/m)	Remark (QP/PK/AV)
1		9653.000	33.70	14.78	48.48	-39.72	88.20	Peak
2		10358.500	33.64	17.16	50.80	-37.40	88.20	Peak
3		11251.000	30.78	19.12	49.90	-24.10	74.00	Peak
4		12152.000	31.64	20.23	51.87	-22.13	74.00	Peak
5	*	12152.000	25.11	20.23	45.34	-8.66	54.00	Average

Note:

1. " *", means this data is the worst emission level.
2. C.F (Correction Factor) = Antenna Factor (dB)+ Cable Loss (dB)– Preamplifier(dB).
3. Measurement(dBuV/m) = Reading(dBuV) + C.F (Correction Factor).
4.The emission levels of other frequencies are very lower than the limit and not show in test report.

EUT	ACCESS POINT	Date of Test	2021-03-27
Factor	WZ-AC2_BBHA9120D_1-18GHz	Temp. / Humidity	23.2°C/43%
Polarity	Vertical	Site / Test Engineer	AC2 / Hyde Yu
Test Mode	Transmit by 802.11ax-HE20 at Channel 6875MHz	Test Voltage	120V/60Hz

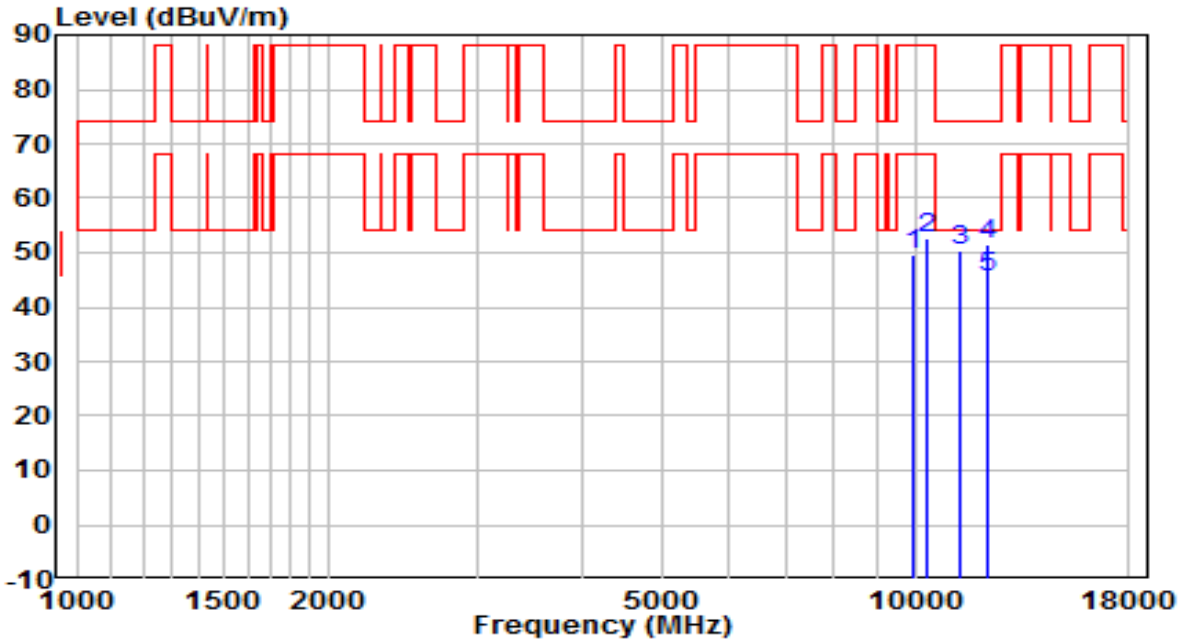

No		Frequency (MHz)	Reading (dBuV)	C.F (dB)	Measurement (dBuV/m)	Margin (dB)	Limit (dBuV/m)	Remark (QP/PK/AV)
1		9976.000	34.01	15.64	49.65	-38.55	88.20	Peak
2		10358.500	35.47	17.16	52.63	-35.57	88.20	Peak
3		11353.000	31.15	19.17	50.32	-23.68	74.00	Peak
4		12169.000	31.39	19.96	51.35	-22.65	74.00	Peak
5	*	12169.000	25.43	19.96	45.39	-8.61	54.00	Average

Note:

1. " *", means this data is the worst emission level.
2. C.F (Correction Factor) = Antenna Factor (dB)+ Cable Loss (dB)– Preamplifier(dB).
3. Measurement(dBuV/m) = Reading(dBuV) + C.F (Correction Factor).
4.The emission levels of other frequencies are very lower than the limit and not show in test report.

EUT	ACCESS POINT	Date of Test	2021-03-27
Factor	WZ-AC2_BBHA9120D_1-18GHz	Temp. / Humidity	23.2°C/43%
Polarity	Horizontal	Site / Test Engineer	AC2 / Hyde Yu
Test Mode	Transmit by 802.11ax-HE20 at Channel 6895MHz	Test Voltage	120V/60Hz

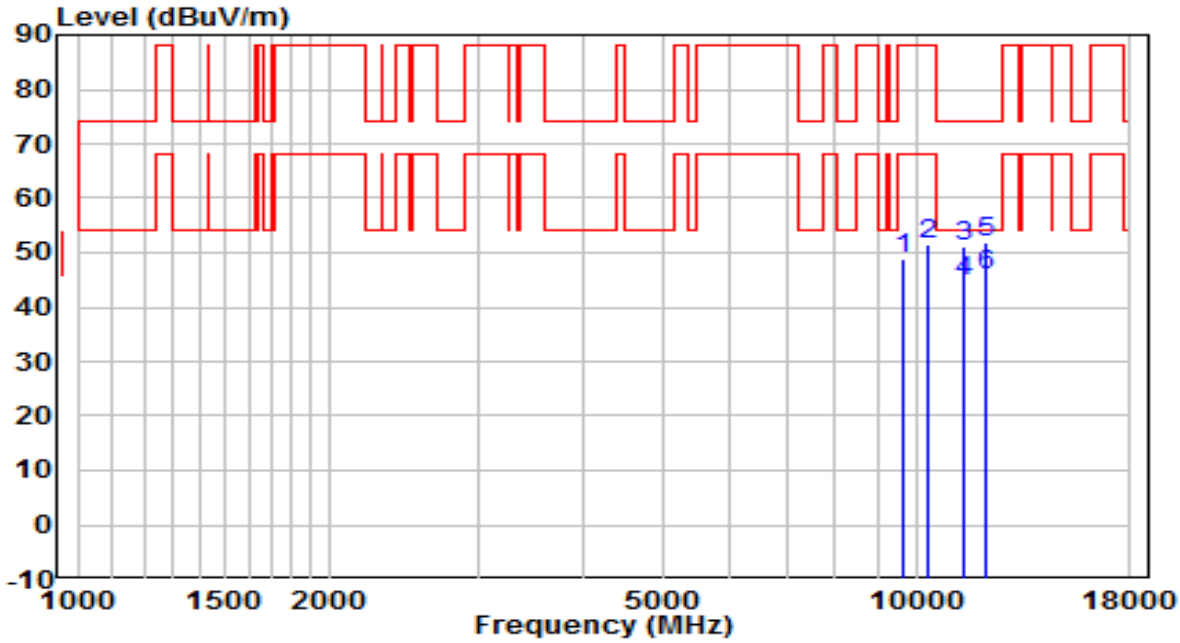

No		Frequency (MHz)	Reading (dBuV)	C.F (dB)	Measurement (dBuV/m)	Margin (dB)	Limit (dBuV/m)	Remark (QP/PK/AV)
1		9653.000	33.98	14.78	48.76	-39.44	88.20	Peak
2		10358.500	34.34	17.16	51.50	-36.70	88.20	Peak
3		11404.000	31.80	19.21	51.00	-23.00	74.00	Peak
4		11404.000	25.43	19.21	44.64	-9.36	54.00	Average
5		12143.500	31.81	19.99	51.80	-22.20	74.00	Peak
6	*	12143.500	26.03	19.99	46.02	-7.98	54.00	Average

Note:

1. " *", means this data is the worst emission level.
2. C.F (Correction Factor) = Antenna Factor (dB)+ Cable Loss (dB)– Preamplifier(dB).
3. Measurement(dBuV/m) = Reading(dBuV) + C.F (Correction Factor).
4.The emission levels of other frequencies are very lower than the limit and not show in test report.

EUT	ACCESS POINT	Date of Test	2021-03-27
Factor	WZ-AC2_BBHA9120D_1-18GHz	Temp. / Humidity	23.2°C/43%
Polarity	Vertical	Site / Test Engineer	AC2 / Hyde Yu
Test Mode	Transmit by 802.11ax-HE20 at Channel 6895MHz	Test Voltage	120V/60Hz

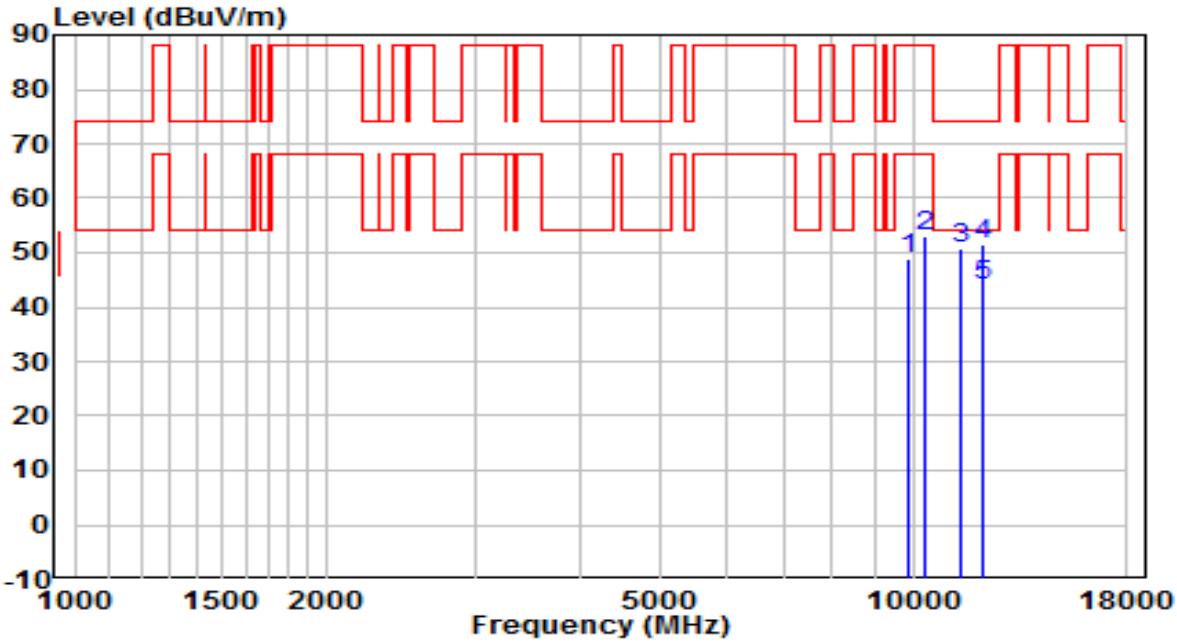

No		Frequency (MHz)	Reading (dBuV)	C.F (dB)	Measurement (dBuV/m)	Margin (dB)	Limit (dBuV/m)	Remark (QP/PK/AV)
1		9848.500	33.73	15.16	48.90	-39.30	88.20	Peak
2		10358.500	35.77	17.16	52.93	-35.27	88.20	Peak
3		11412.500	31.55	19.33	50.89	-23.11	74.00	Peak
4		12109.500	31.84	19.68	51.52	-22.48	74.00	Peak
5	*	12109.500	24.32	19.68	44.00	-10.00	54.00	Average

Note:

1. " *", means this data is the worst emission level.
2. C.F (Correction Factor) = Antenna Factor (dB)+ Cable Loss (dB)– Preamplifier(dB).
3. Measurement(dBuV/m) = Reading(dBuV) + C.F (Correction Factor).
4.The emission levels of other frequencies are very lower than the limit and not show in test report.

EUT	ACCESS POINT	Date of Test	2021-03-27
Factor	WZ-AC2_BBHA9120D_1-18GHz	Temp. / Humidity	23.2°C/43%
Polarity	Horizontal	Site / Test Engineer	AC2 / Hyde Yu
Test Mode	Transmit by 802.11ax-HE20 at Channel 7015MHz	Test Voltage	120V/60Hz

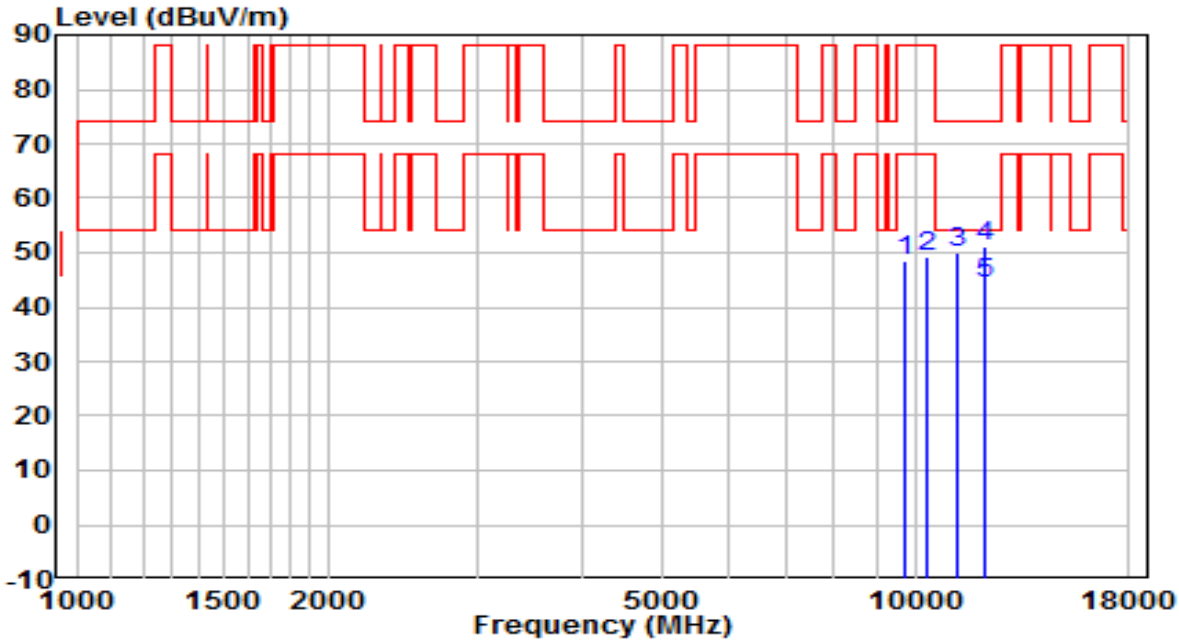

No		Frequency (MHz)	Reading (dBuV)	C.F (dB)	Measurement (dBuV/m)	Margin (dB)	Limit (dBuV/m)	Remark (QP/PK/AV)
1		9721.000	33.36	15.05	48.41	-39.79	88.20	Peak
2		10333.000	31.98	17.31	49.29	-38.91	88.20	Peak
3		11242.500	31.18	18.96	50.14	-23.86	74.00	Peak
4		12135.000	31.37	19.94	51.30	-22.70	74.00	Peak
5	*	12135.000	24.53	19.94	44.47	-9.53	54.00	Average

Note:

1. " *", means this data is the worst emission level.
2. C.F (Correction Factor) = Antenna Factor (dB)+ Cable Loss (dB)– Preamplifier(dB).
3. Measurement(dBuV/m) = Reading(dBuV) + C.F (Correction Factor).
4.The emission levels of other frequencies are very lower than the limit and not show in test report.

EUT	ACCESS POINT	Date of Test	2021-03-27
Factor	WZ-AC2_BBHA9120D_1-18GHz	Temp. / Humidity	23.2°C/43%
Polarity	Vertical	Site / Test Engineer	AC2 / Hyde Yu
Test Mode	Transmit by 802.11ax-HE20 at Channel 7015MHz	Test Voltage	120V/60Hz

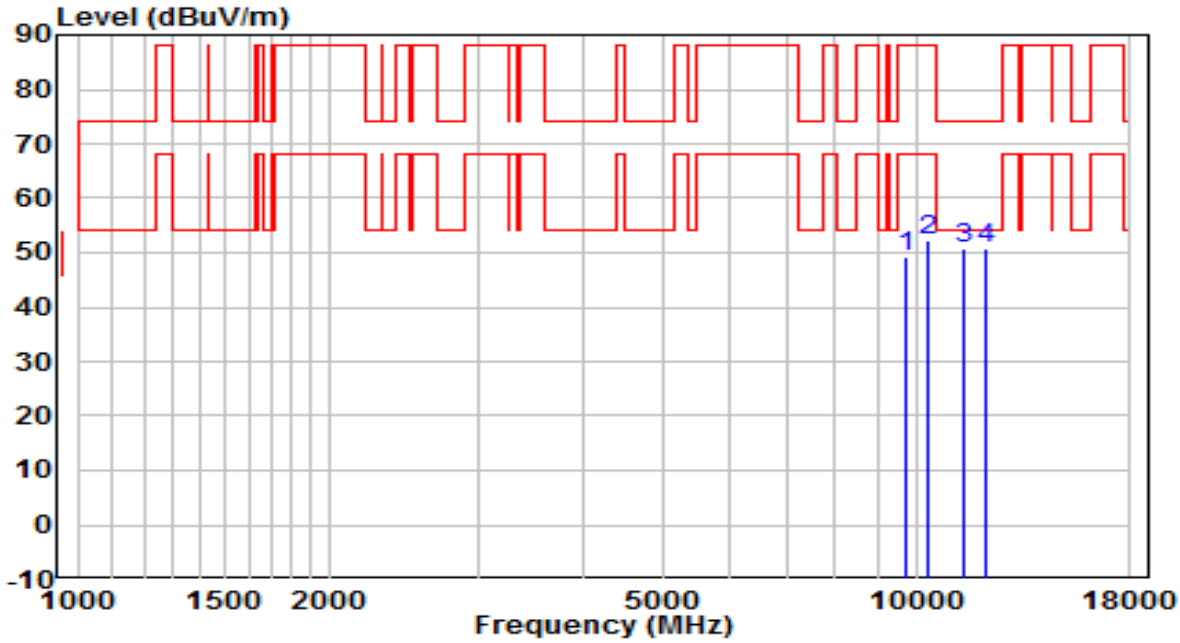

No		Frequency (MHz)	Reading (dBuV)	C.F (dB)	Measurement (dBuV/m)	Margin (dB)	Limit (dBuV/m)	Remark (QP/PK/AV)
1		9755.000	34.17	15.12	49.29	-38.91	88.20	Peak
2		10358.500	34.95	17.16	52.12	-36.08	88.20	Peak
3		11378.500	31.31	19.37	50.68	-23.32	74.00	Peak
4	*	12152.000	30.65	20.23	50.88	-23.12	74.00	Peak

Note:

1. " *", means this data is the worst emission level.
2. C.F (Correction Factor) = Antenna Factor (dB)+ Cable Loss (dB)– Preamplifier(dB).
3. Measurement(dBuV/m) = Reading(dBuV) + C.F (Correction Factor).
4.The emission levels of other frequencies are very lower than the limit and not show in test report.

EUT	ACCESS POINT	Date of Test	2021-03-27
Factor	WZ-AC2_BBHA9120D_1-18GHz	Temp. / Humidity	23.2°C/43%
Polarity	Horizontal	Site / Test Engineer	AC2 / Hyde Yu
Test Mode	Transmit by 802.11ax-HE20 at Channel 7095MHz	Test Voltage	120V/60Hz

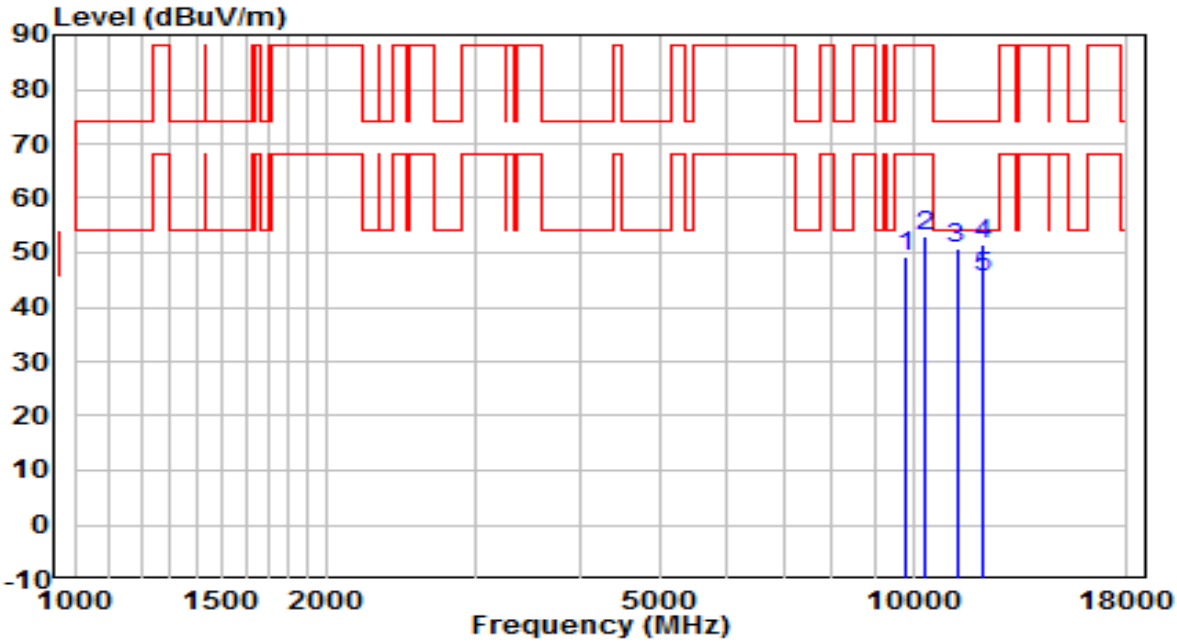

No		Frequency (MHz)	Reading (dBuV)	C.F (dB)	Measurement (dBuV/m)	Margin (dB)	Limit (dBuV/m)	Remark (QP/PK/AV)
1		9823.000	34.03	15.22	49.25	-38.95	88.20	Peak
2		10358.500	35.81	17.16	52.98	-35.22	88.20	Peak
3		11268.000	31.86	18.84	50.70	-23.30	74.00	Peak
4		12143.500	31.50	19.99	51.49	-22.51	74.00	Peak
5	*	12143.500	25.39	19.99	45.38	-8.62	54.00	Average

Note:

1. " *", means this data is the worst emission level.
2. C.F (Correction Factor) = Antenna Factor (dB)+ Cable Loss (dB)– Preamplifier(dB).
3. Measurement(dBuV/m) = Reading(dBuV) + C.F (Correction Factor).
4.The emission levels of other frequencies are very lower than the limit and not show in test report.

EUT	ACCESS POINT	Date of Test	2021-03-27
Factor	WZ-AC2_BBHA9120D_1-18GHz	Temp. / Humidity	23.2°C/43%
Polarity	Vertical	Site / Test Engineer	AC2 / Hyde Yu
Test Mode	Transmit by 802.11ax-HE20 at Channel 7095MHz	Test Voltage	120V/60Hz

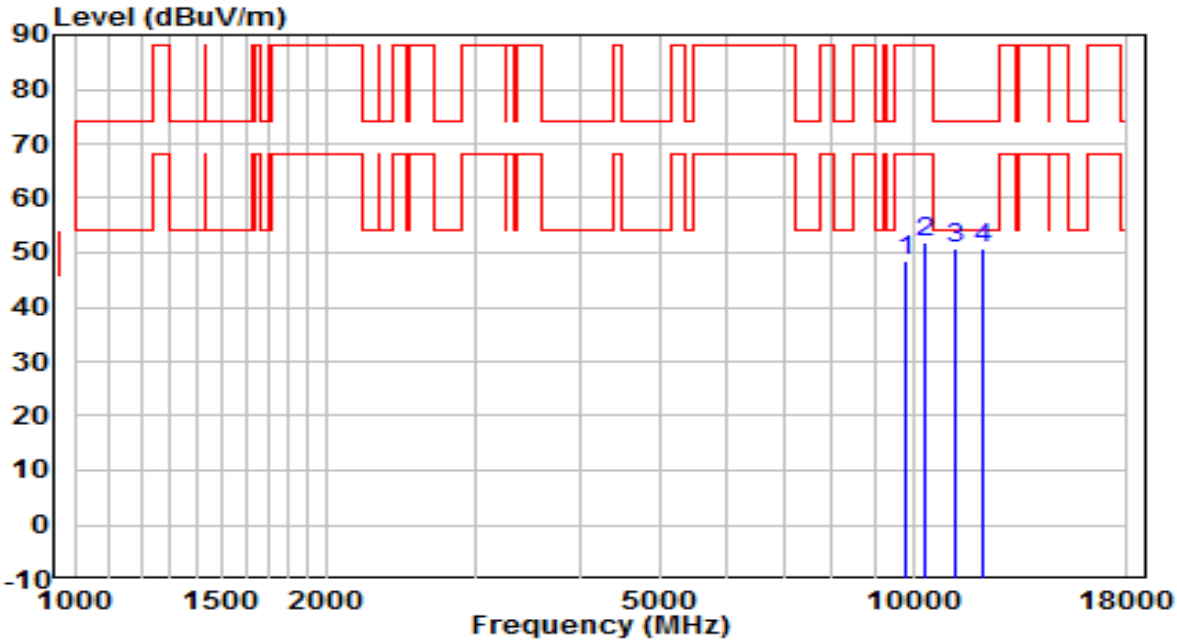

No		Frequency (MHz)	Reading (dBuV)	C.F (dB)	Measurement (dBuV/m)	Margin (dB)	Limit (dBuV/m)	Remark (QP/PK/AV)
1		9797.500	33.32	14.99	48.31	-39.89	88.20	Peak
2		10358.500	34.82	17.16	51.98	-36.22	88.20	Peak
3	*	11217.000	32.53	18.29	50.82	-23.18	74.00	Peak
4		12084.000	31.40	19.38	50.78	-23.22	74.00	Peak

Note:

1. " *", means this data is the worst emission level.
2. C.F (Correction Factor) = Antenna Factor (dB)+ Cable Loss (dB)– Preamplifier(dB).
3. Measurement(dBuV/m) = Reading(dBuV) + C.F (Correction Factor).
4.The emission levels of other frequencies are very lower than the limit and not show in test report.

EUT	ACCESS POINT	Date of Test	2021-03-27
Factor	WZ-AC2_BBHA9120D_1-18GHz	Temp. / Humidity	23.2°C/43%
Polarity	Horizontal	Site / Test Engineer	AC2 / Hyde Yu
Test Mode	Transmit by 802.11ax-HE40 at Channel 5965MHz	Test Voltage	120V/60Hz

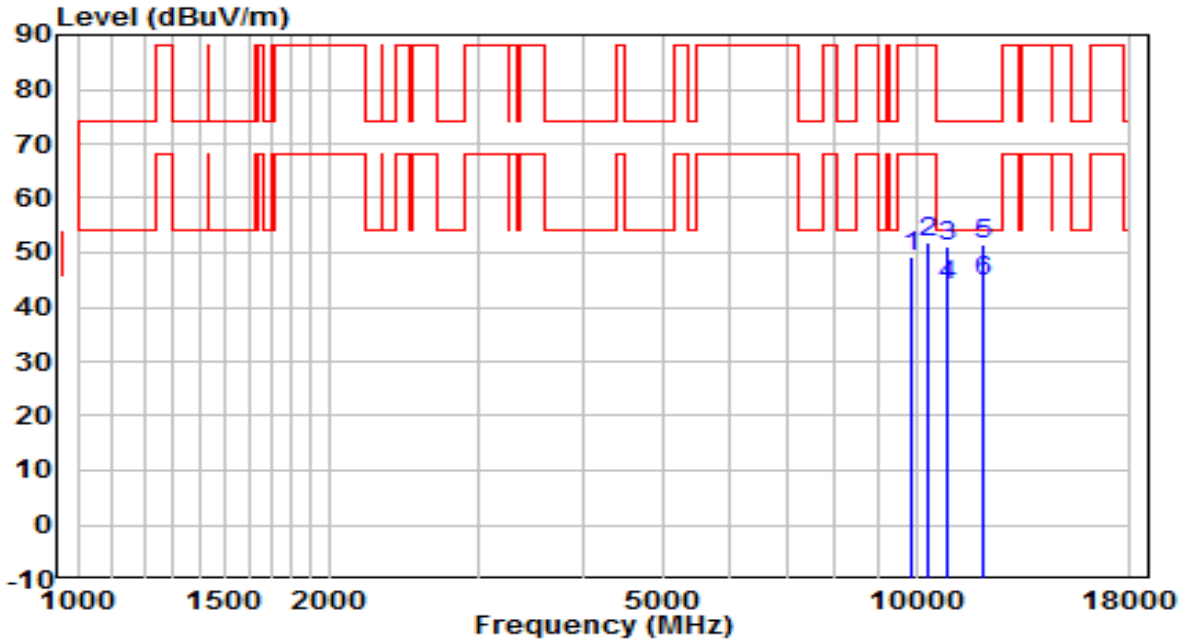

No		Frequency (MHz)	Reading (dBuV)	C.F (dB)	Measurement (dBuV/m)	Margin (dB)	Limit (dBuV/m)	Remark (QP/PK/AV)
1		9899.500	33.67	15.52	49.19	-39.01	88.20	Peak
2		10358.500	34.56	17.16	51.72	-36.48	88.20	Peak
3		10894.000	32.64	18.53	51.18	-22.82	74.00	Peak
4		10894.000	25.31	18.53	43.84	-10.16	54.00	Average
5		12050.000	31.63	19.83	51.46	-22.54	74.00	Peak
6	*	12050.000	24.95	19.83	44.78	-9.22	54.00	Average

Note:

1. " *", means this data is the worst emission level.
2. C.F (Correction Factor) = Antenna Factor (dB)+ Cable Loss (dB)– Preamplifier(dB).
3. Measurement(dBuV/m) = Reading(dBuV) + C.F (Correction Factor).
4.The emission levels of other frequencies are very lower than the limit and not show in test report.

EUT	ACCESS POINT	Date of Test	2021-03-27
Factor	WZ-AC2_BBHA9120D_1-18GHz	Temp. / Humidity	23.2°C/43%
Polarity	Vertical	Site / Test Engineer	AC2 / Hyde Yu
Test Mode	Transmit by 802.11ax-HE40 at Channel 5965MHz	Test Voltage	120V/60Hz

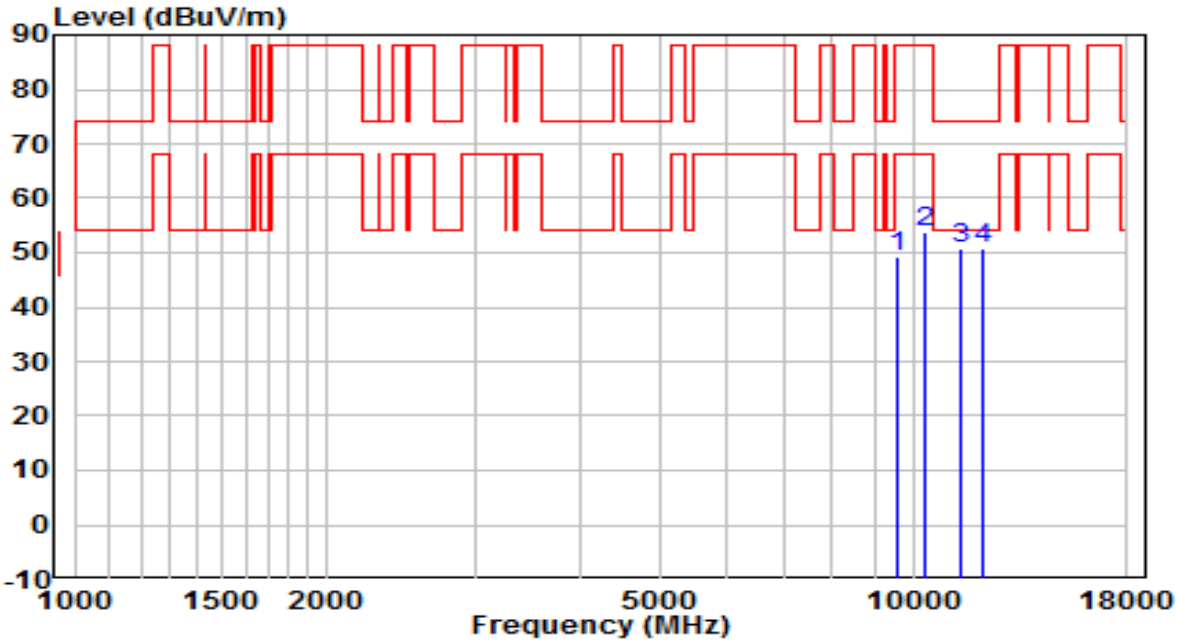

No		Frequency (MHz)	Reading (dBuV)	C.F (dB)	Measurement (dBuV/m)	Margin (dB)	Limit (dBuV/m)	Remark (QP/PK/AV)
1		9593.500	34.32	14.95	49.27	-38.93	88.20	Peak
2		10358.500	36.53	17.16	53.69	-34.51	88.20	Peak
3		11361.500	31.59	19.04	50.63	-23.37	74.00	Peak
4	*	12135.000	30.82	19.94	50.76	-23.24	74.00	Peak

Note:

1. " *", means this data is the worst emission level.
2. C.F (Correction Factor) = Antenna Factor (dB)+ Cable Loss (dB)– Preamplifier(dB).
3. Measurement(dBuV/m) = Reading(dBuV) + C.F (Correction Factor).
4.The emission levels of other frequencies are very lower than the limit and not show in test report.

EUT	ACCESS POINT	Date of Test	2021-03-27
Factor	WZ-AC2_BBHA9120D_1-18GHz	Temp. / Humidity	23.2°C/43%
Polarity	Horizontal	Site / Test Engineer	AC2 / Hyde Yu
Test Mode	Transmit by 802.11ax-HE40 at Channel 6205MHz	Test Voltage	120V/60Hz

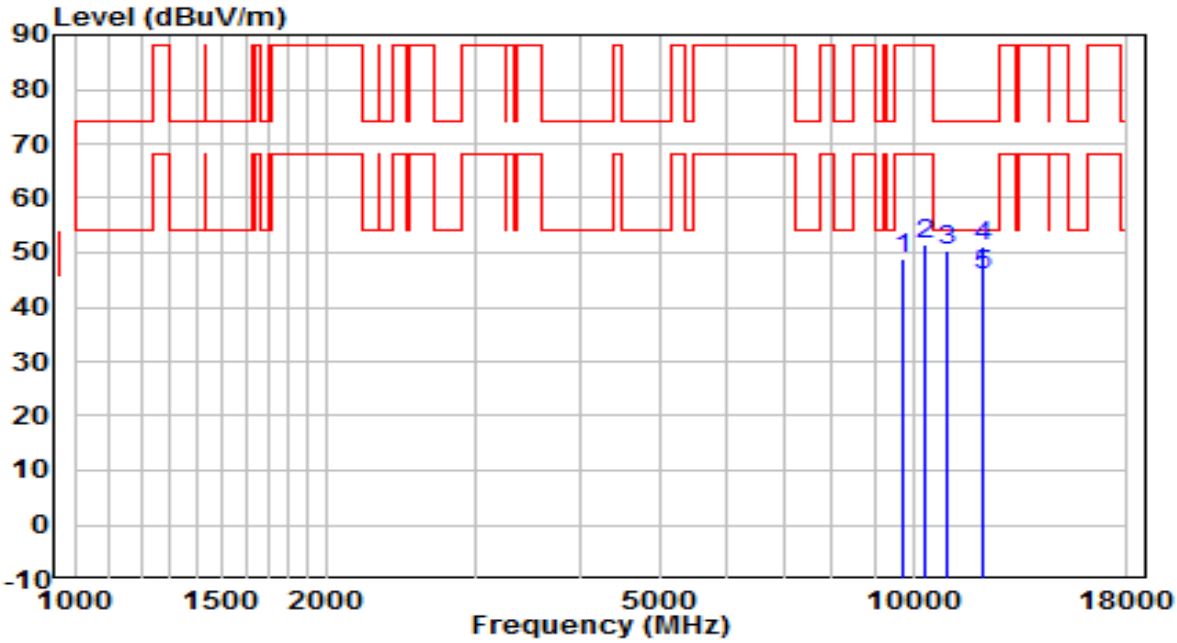

No		Frequency (MHz)	Reading (dBuV)	C.F (dB)	Measurement (dBuV/m)	Margin (dB)	Limit (dBuV/m)	Remark (QP/PK/AV)
1		9755.000	33.90	15.12	49.02	-39.18	88.20	Peak
2		10358.500	34.21	17.16	51.37	-36.83	88.20	Peak
3		10962.000	31.72	18.78	50.50	-23.50	74.00	Peak
4		12067.000	31.58	19.61	51.19	-22.81	74.00	Peak
5	*	12067.000	26.17	19.61	45.78	-8.22	54.00	Average

Note:

1. " *", means this data is the worst emission level.
2. C.F (Correction Factor) = Antenna Factor (dB)+ Cable Loss (dB)– Preamplifier(dB).
3. Measurement(dBuV/m) = Reading(dBuV) + C.F (Correction Factor).
4.The emission levels of other frequencies are very lower than the limit and not show in test report.

EUT	ACCESS POINT	Date of Test	2021-03-27
Factor	WZ-AC2_BBHA9120D_1-18GHz	Temp. / Humidity	23.2°C/43%
Polarity	Vertical	Site / Test Engineer	AC2 / Hyde Yu
Test Mode	Transmit by 802.11ax-HE40 at Channel 6205MHz	Test Voltage	120V/60Hz

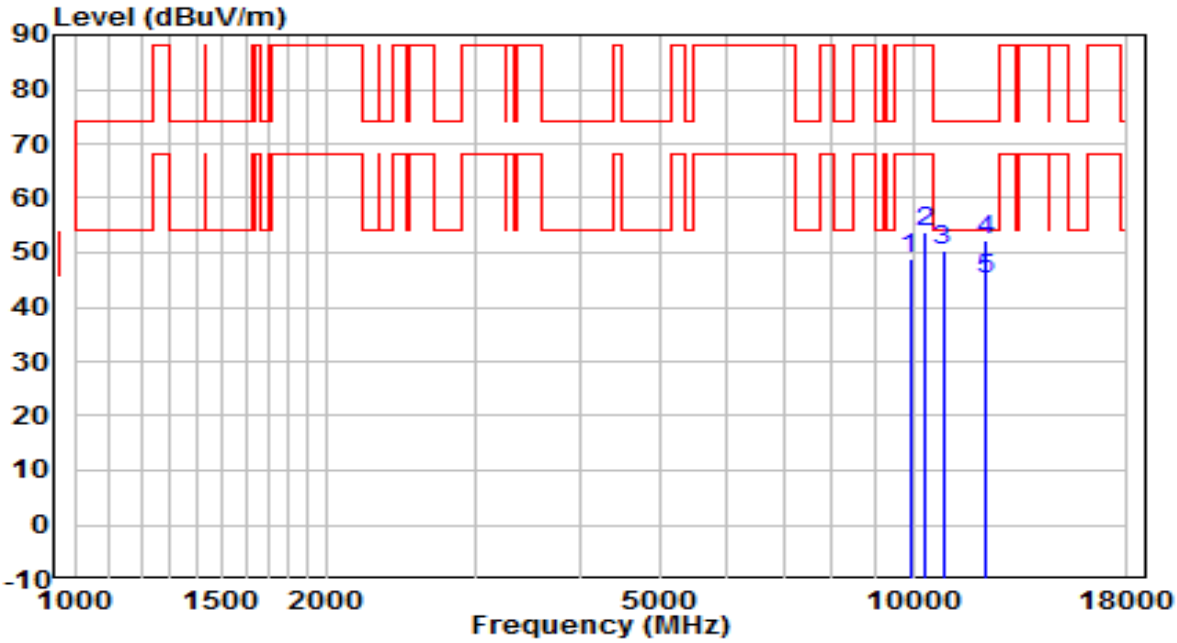

No		Frequency (MHz)	Reading (dBuV)	C.F (dB)	Measurement (dBuV/m)	Margin (dB)	Limit (dBuV/m)	Remark (QP/PK/AV)
1		9908.000	33.23	15.58	48.81	-39.39	88.20	Peak
2		10358.500	36.53	17.16	53.69	-34.51	88.20	Peak
3		10851.500	32.53	17.84	50.37	-23.63	74.00	Peak
4		12160.500	31.89	20.24	52.13	-21.87	74.00	Peak
5	*	12160.500	24.75	20.24	44.99	-9.01	54.00	Average

Note:

1. " *", means this data is the worst emission level.
2. C.F (Correction Factor) = Antenna Factor (dB)+ Cable Loss (dB)– Preamplifier(dB).
3. Measurement(dBuV/m) = Reading(dBuV) + C.F (Correction Factor).
4.The emission levels of other frequencies are very lower than the limit and not show in test report.

EUT	ACCESS POINT	Date of Test	2021-03-27
Factor	WZ-AC2_BBHA9120D_1-18GHz	Temp. / Humidity	23.2°C/43%
Polarity	Horizontal	Site / Test Engineer	AC2 / Hyde Yu
Test Mode	Transmit by 802.11ax-HE40 at Channel 6405MHz	Test Voltage	120V/60Hz

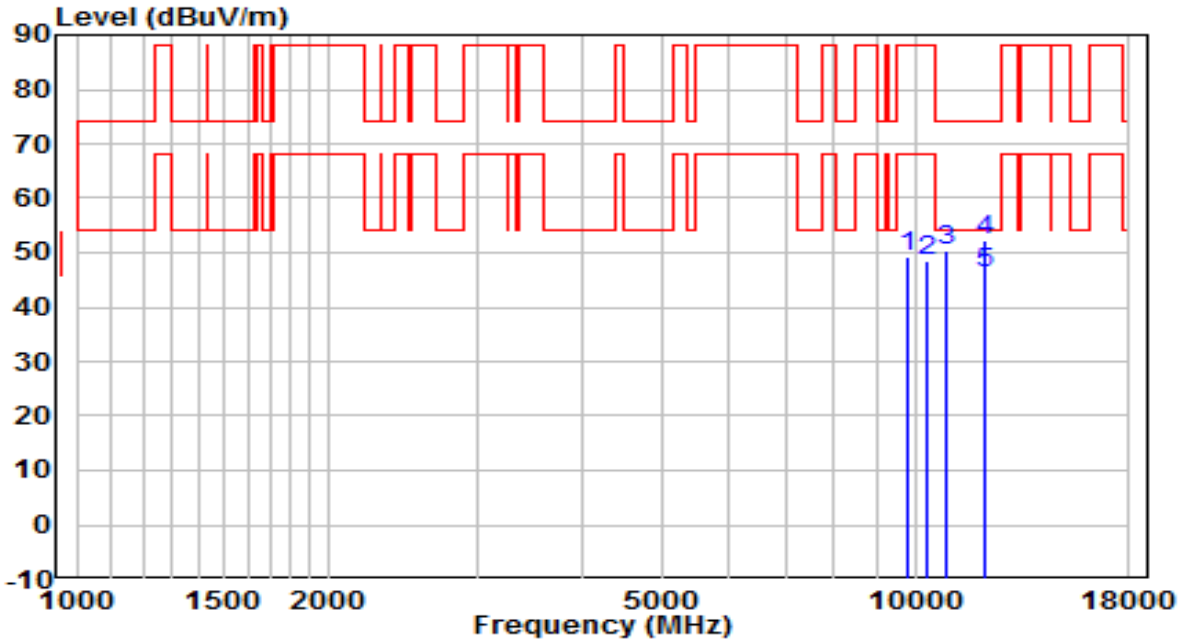

No		Frequency (MHz)	Reading (dBuV)	C.F (dB)	Measurement (dBuV/m)	Margin (dB)	Limit (dBuV/m)	Remark (QP/PK/AV)
1		9806.000	34.28	15.02	49.29	-38.91	88.20	Peak
2		10333.000	31.35	17.31	48.66	-39.54	88.20	Peak
3		10885.500	31.85	18.44	50.29	-23.71	74.00	Peak
4		12135.000	32.17	19.94	52.11	-21.89	74.00	Peak
5	*	12135.000	26.12	19.94	46.06	-7.94	54.00	Average

Note:

1. " *", means this data is the worst emission level.
2. C.F (Correction Factor) = Antenna Factor (dB)+ Cable Loss (dB)– Preamplifier(dB).
3. Measurement(dBuV/m) = Reading(dBuV) + C.F (Correction Factor).
4.The emission levels of other frequencies are very lower than the limit and not show in test report.

EUT	ACCESS POINT	Date of Test	2021-03-27
Factor	WZ-AC2_BBHA9120D_1-18GHz	Temp. / Humidity	23.2°C/43%
Polarity	Vertical	Site / Test Engineer	AC2 / Hyde Yu
Test Mode	Transmit by 802.11ax-HE40 at Channel 6405MHz	Test Voltage	120V/60Hz

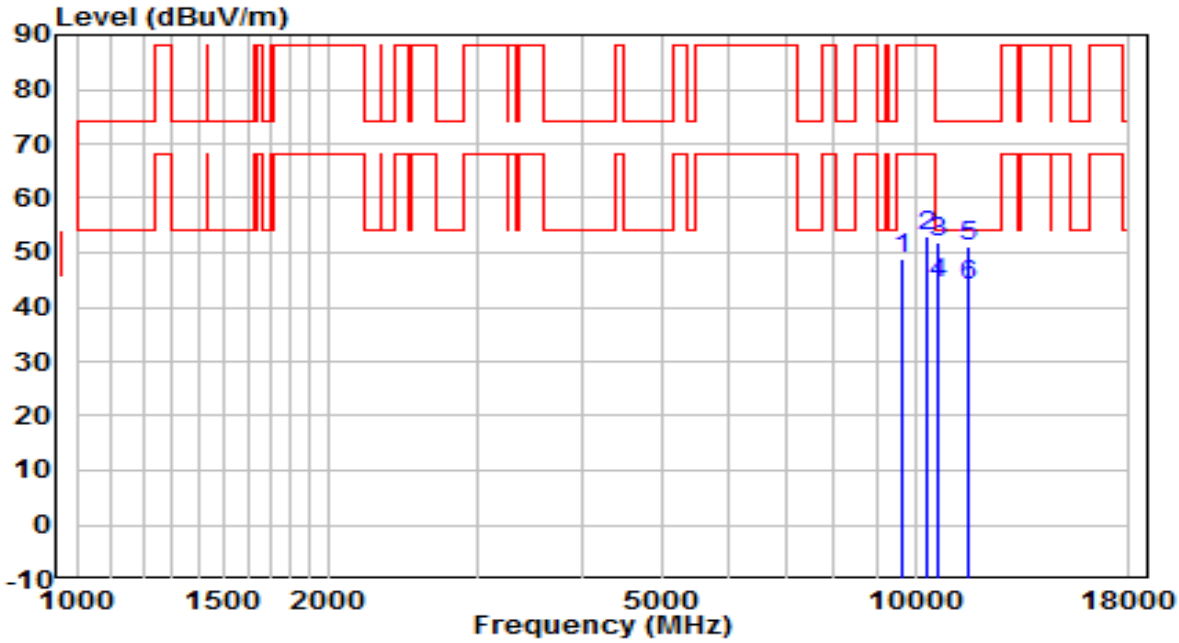

No		Frequency (MHz)	Reading (dBuV)	C.F (dB)	Measurement (dBuV/m)	Margin (dB)	Limit (dBuV/m)	Remark (QP/PK/AV)
1		9627.500	33.63	15.05	48.68	-39.52	88.20	Peak
2		10358.500	35.73	17.16	52.89	-35.31	88.20	Peak
3		10681.500	33.73	18.02	51.75	-22.25	74.00	Peak
4	*	10681.500	26.15	18.02	44.17	-9.83	54.00	Average
5		11565.500	32.47	18.60	51.06	-22.94	74.00	Peak
6		11565.500	25.43	18.60	44.03	-9.97	54.00	Average

Note:

1. " *", means this data is the worst emission level.
2. C.F (Correction Factor) = Antenna Factor (dB)+ Cable Loss (dB)– Preamplifier(dB).
3. Measurement(dBuV/m) = Reading(dBuV) + C.F (Correction Factor).
4.The emission levels of other frequencies are very lower than the limit and not show in test report.

EUT	ACCESS POINT	Date of Test	2021-03-27
Factor	WZ-AC2_BBHA9120D_1-18GHz	Temp. / Humidity	23.2°C/43%
Polarity	Horizontal	Site / Test Engineer	AC2 / Hyde Yu
Test Mode	Transmit by 802.11ax-HE40 at Channel 6445MHz	Test Voltage	120V/60Hz

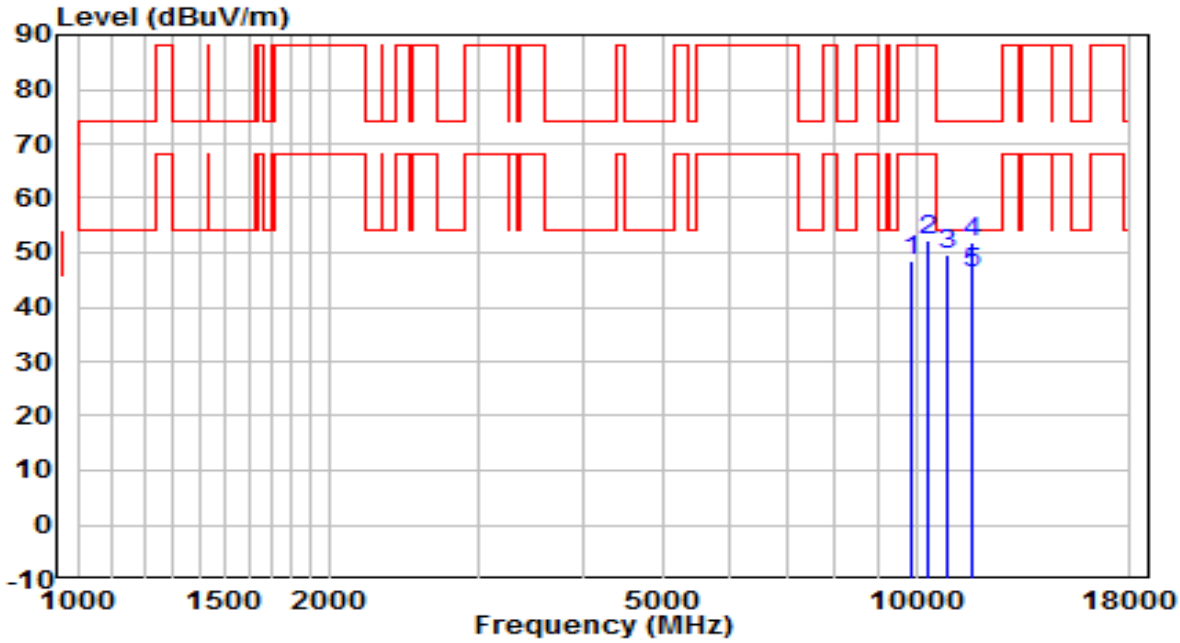

No		Frequency (MHz)	Reading (dBuV)	C.F (dB)	Measurement (dBuV/m)	Margin (dB)	Limit (dBuV/m)	Remark (QP/PK/AV)
1		9865.500	33.30	15.18	48.48	-39.72	88.20	Peak
2		10358.500	34.98	17.16	52.14	-36.06	88.20	Peak
3		10919.500	31.68	18.11	49.79	-24.21	74.00	Peak
4		11633.500	32.62	19.36	51.97	-22.03	74.00	Peak
5	*	11633.500	26.75	19.36	46.11	-7.89	54.00	Average

Note:

1. " *", means this data is the worst emission level.
2. C.F (Correction Factor) = Antenna Factor (dB)+ Cable Loss (dB)– Preamplifier(dB).
3. Measurement(dBuV/m) = Reading(dBuV) + C.F (Correction Factor).
4.The emission levels of other frequencies are very lower than the limit and not show in test report.

EUT	ACCESS POINT	Date of Test	2021-03-27
Factor	WZ-AC2_BBHA9120D_1-18GHz	Temp. / Humidity	23.2°C/43%
Polarity	Vertical	Site / Test Engineer	AC2 / Hyde Yu
Test Mode	Transmit by 802.11ax-HE40 at Channel 6445MHz	Test Voltage	120V/60Hz

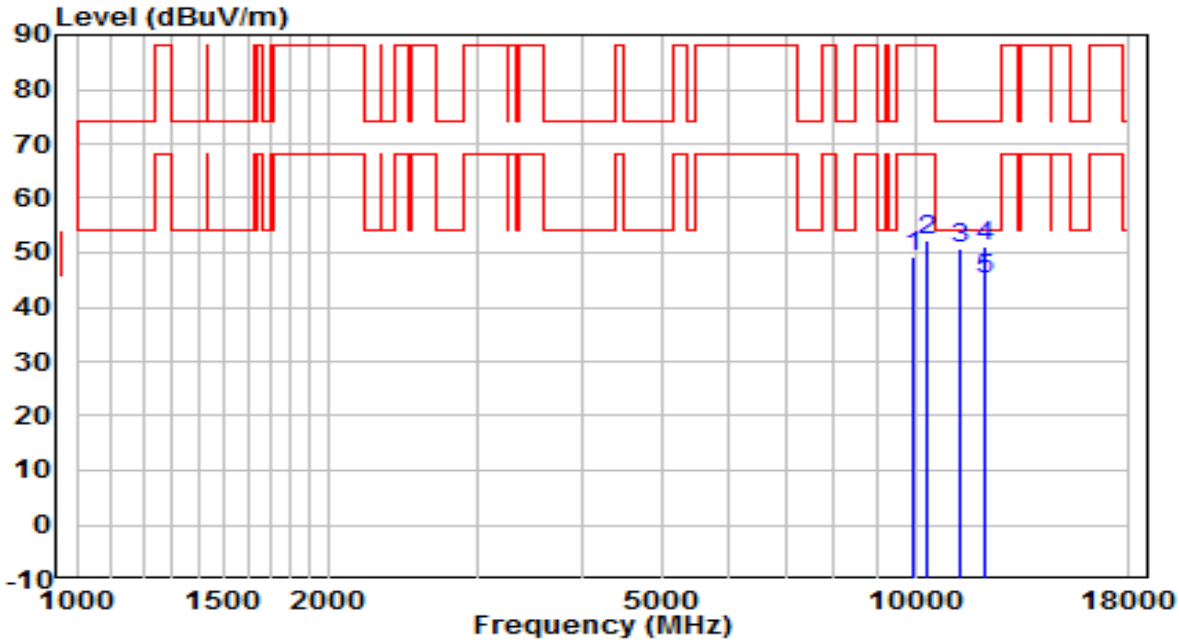

No		Frequency (MHz)	Reading (dBuV)	C.F (dB)	Measurement (dBuV/m)	Margin (dB)	Limit (dBuV/m)	Remark (QP/PK/AV)
1		9916.500	33.49	15.57	49.06	-39.14	88.20	Peak
2		10358.500	35.04	17.16	52.20	-36.00	88.20	Peak
3		11293.500	32.03	18.72	50.75	-23.25	74.00	Peak
4		12143.500	31.09	19.99	51.08	-22.92	74.00	Peak
5	*	12143.500	25.16	19.99	45.15	-8.85	54.00	Average

Note:

1. " *", means this data is the worst emission level.
2. C.F (Correction Factor) = Antenna Factor (dB)+ Cable Loss (dB)– Preamplifier(dB).
3. Measurement(dBuV/m) = Reading(dBuV) + C.F (Correction Factor).
4.The emission levels of other frequencies are very lower than the limit and not show in test report.

EUT	ACCESS POINT	Date of Test	2021-03-27
Factor	WZ-AC2_BBHA9120D_1-18GHz	Temp. / Humidity	23.2°C/43%
Polarity	Horizontal	Site / Test Engineer	AC2 / Hyde Yu
Test Mode	Transmit by 802.11ax-HE40 at Channel 6485MHz	Test Voltage	120V/60Hz

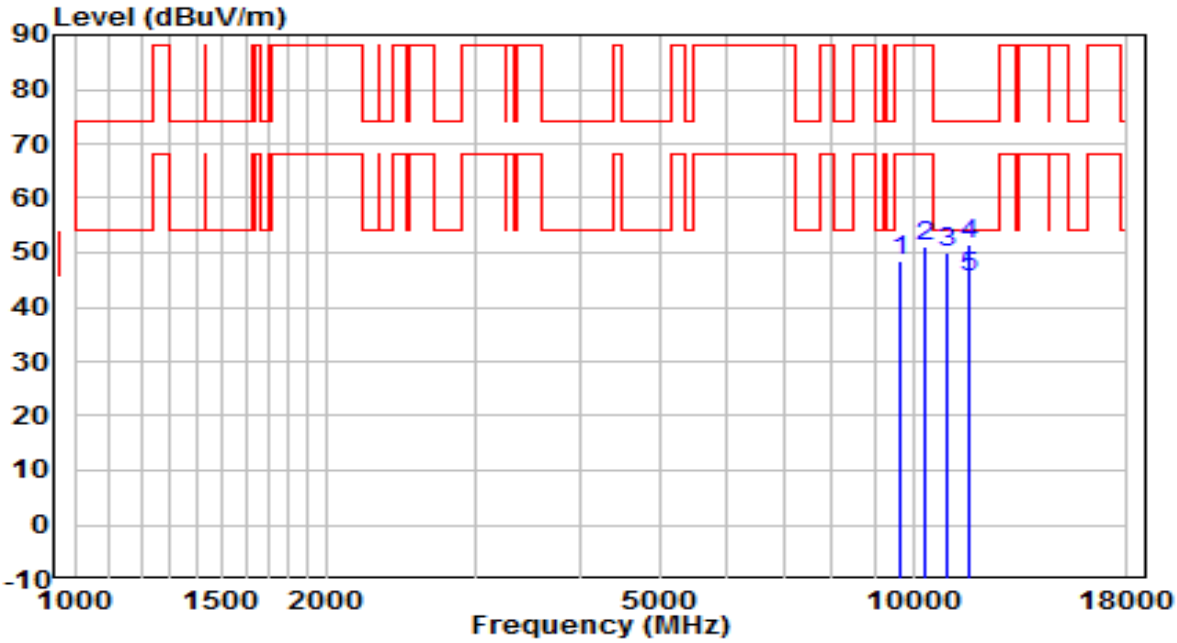

No		Frequency (MHz)	Reading (dBuV)	C.F (dB)	Measurement (dBuV/m)	Margin (dB)	Limit (dBuV/m)	Remark (QP/PK/AV)
1		9678.500	33.32	15.11	48.42	-39.78	88.20	Peak
2		10358.500	33.87	17.16	51.03	-37.17	88.20	Peak
3		10970.500	31.31	18.64	49.95	-24.05	74.00	Peak
4		11642.000	32.14	19.26	51.41	-22.59	74.00	Peak
5	*	11642.000	26.03	19.26	45.29	-8.71	54.00	Average

Note:

1. " *", means this data is the worst emission level.
2. C.F (Correction Factor) = Antenna Factor (dB)+ Cable Loss (dB)– Preamplifier(dB).
3. Measurement(dBuV/m) = Reading(dBuV) + C.F (Correction Factor).
4.The emission levels of other frequencies are very lower than the limit and not show in test report.

EUT	ACCESS POINT	Date of Test	2021-03-27
Factor	WZ-AC2_BBHA9120D_1-18GHz	Temp. / Humidity	23.2°C/43%
Polarity	Vertical	Site / Test Engineer	AC2 / Hyde Yu
Test Mode	Transmit by 802.11ax-HE40 at Channel 6485MHz	Test Voltage	120V/60Hz

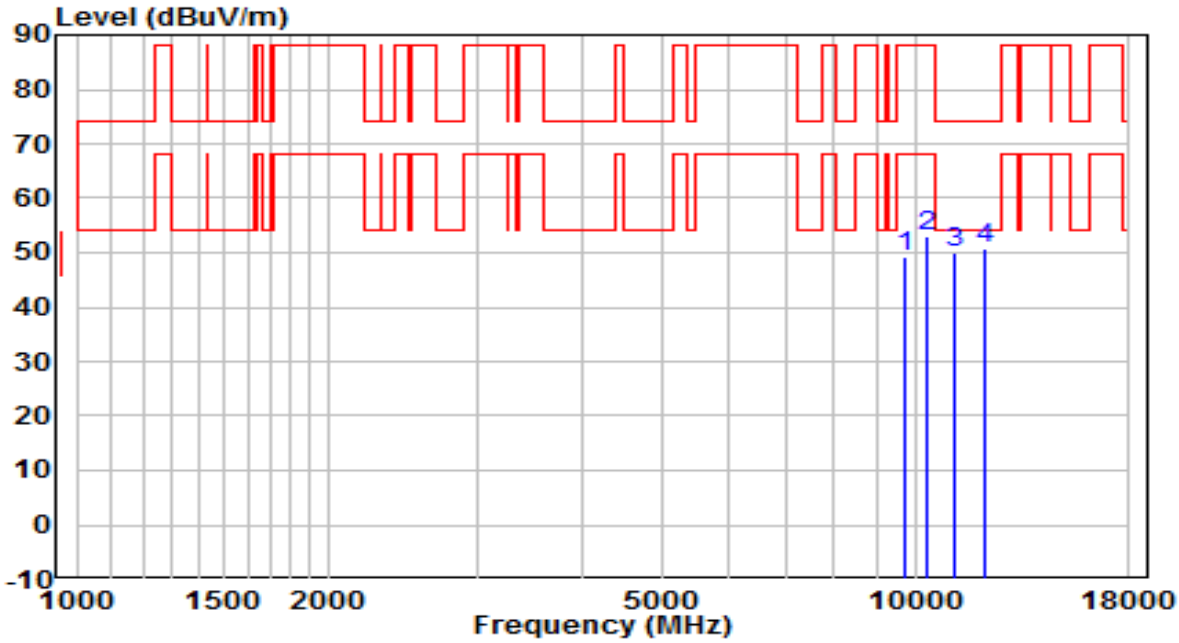

No		Frequency (MHz)	Reading (dBuV)	C.F (dB)	Measurement (dBuV/m)	Margin (dB)	Limit (dBuV/m)	Remark (QP/PK/AV)
1		9746.500	33.94	15.12	49.06	-39.14	88.20	Peak
2		10358.500	35.81	17.16	52.97	-35.23	88.20	Peak
3		11115.000	31.12	19.02	50.13	-23.87	74.00	Peak
4	*	12118.000	30.85	19.74	50.60	-23.40	74.00	Peak

Note:

1. " *", means this data is the worst emission level.
2. C.F (Correction Factor) = Antenna Factor (dB)+ Cable Loss (dB)– Preamplifier(dB).
3. Measurement(dBuV/m) = Reading(dBuV) + C.F (Correction Factor).
4.The emission levels of other frequencies are very lower than the limit and not show in test report.

EUT	ACCESS POINT	Date of Test	2021-03-27
Factor	WZ-AC2_BBHA9120D_1-18GHz	Temp. / Humidity	23.2°C/43%
Polarity	Horizontal	Site / Test Engineer	AC2 / Hyde Yu
Test Mode	Transmit by 802.11ax-HE40 at Channel 6525MHz	Test Voltage	120V/60Hz

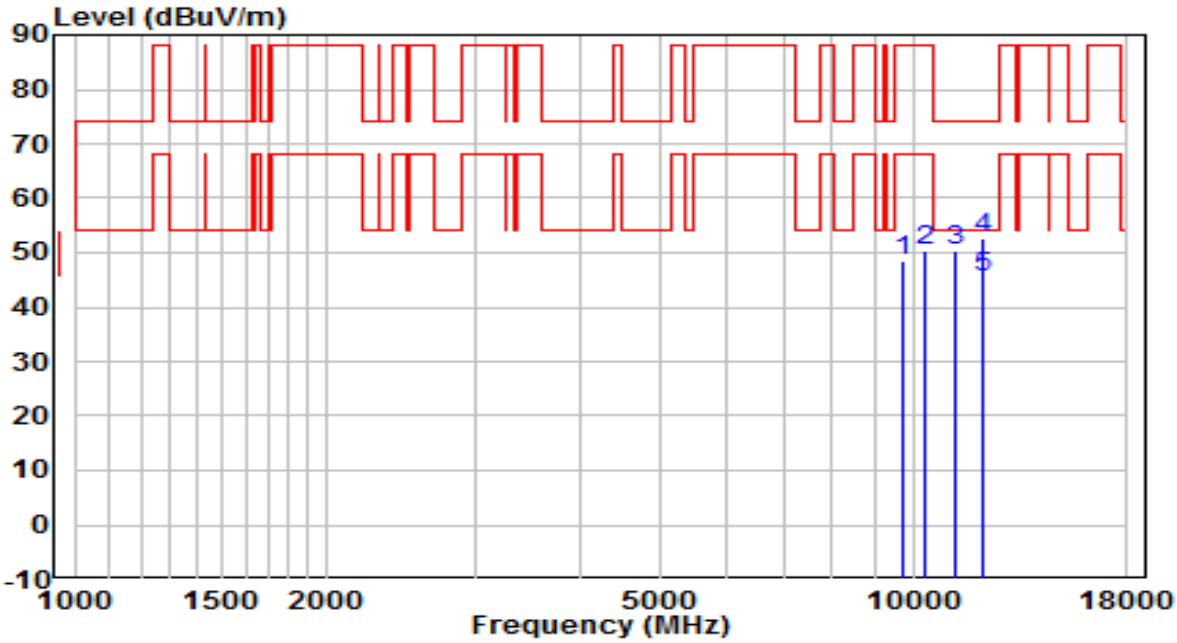

No		Frequency (MHz)	Reading (dBuV)	C.F (dB)	Measurement (dBuV/m)	Margin (dB)	Limit (dBuV/m)	Remark (QP/PK/AV)
1		9712.500	33.52	14.96	48.47	-39.73	88.20	Peak
2		10358.500	33.37	17.16	50.53	-37.67	88.20	Peak
3		11217.000	32.23	18.29	50.53	-23.47	74.00	Peak
4		12084.000	33.09	19.38	52.47	-21.53	74.00	Peak
5	*	12084.000	26.13	19.38	45.51	-8.49	54.00	Average

Note:

1. " *", means this data is the worst emission level.
2. C.F (Correction Factor) = Antenna Factor (dB)+ Cable Loss (dB)– Preamplifier(dB).
3. Measurement(dBuV/m) = Reading(dBuV) + C.F (Correction Factor).
4.The emission levels of other frequencies are very lower than the limit and not show in test report.

EUT	ACCESS POINT	Date of Test	2021-03-27
Factor	WZ-AC2_BBHA9120D_1-18GHz	Temp. / Humidity	23.2°C/43%
Polarity	Vertical	Site / Test Engineer	AC2 / Hyde Yu
Test Mode	Transmit by 802.11ax-HE40 at Channel 6525MHz	Test Voltage	120V/60Hz

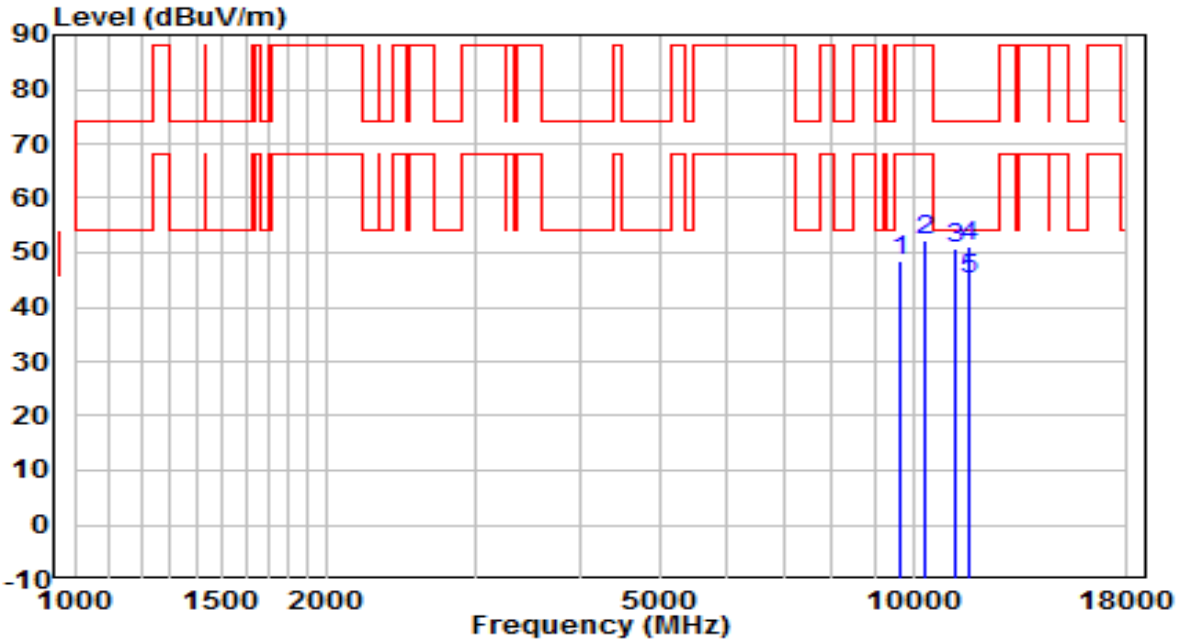

No		Frequency (MHz)	Reading (dBuV)	C.F (dB)	Measurement (dBuV/m)	Margin (dB)	Limit (dBuV/m)	Remark (QP/PK/AV)
1		9644.500	33.87	14.80	48.67	-39.53	88.20	Peak
2		10358.500	35.18	17.16	52.34	-35.86	88.20	Peak
3		11234.000	31.95	18.73	50.68	-23.32	74.00	Peak
4		11642.000	31.99	19.26	51.25	-22.75	74.00	Peak
5	*	11642.000	25.72	19.26	44.98	-9.02	54.00	Average

Note:

1. " *", means this data is the worst emission level.
2. C.F (Correction Factor) = Antenna Factor (dB)+ Cable Loss (dB)– Preamplifier(dB).
3. Measurement(dBuV/m) = Reading(dBuV) + C.F (Correction Factor).
4.The emission levels of other frequencies are very lower than the limit and not show in test report.

EUT	ACCESS POINT	Date of Test	2021-03-27
Factor	WZ-AC2_BBHA9120D_1-18GHz	Temp. / Humidity	23.2°C/43%
Polarity	Horizontal	Site / Test Engineer	AC2 / Hyde Yu
Test Mode	Transmit by 802.11ax-HE40 at Channel 6685MHz	Test Voltage	120V/60Hz

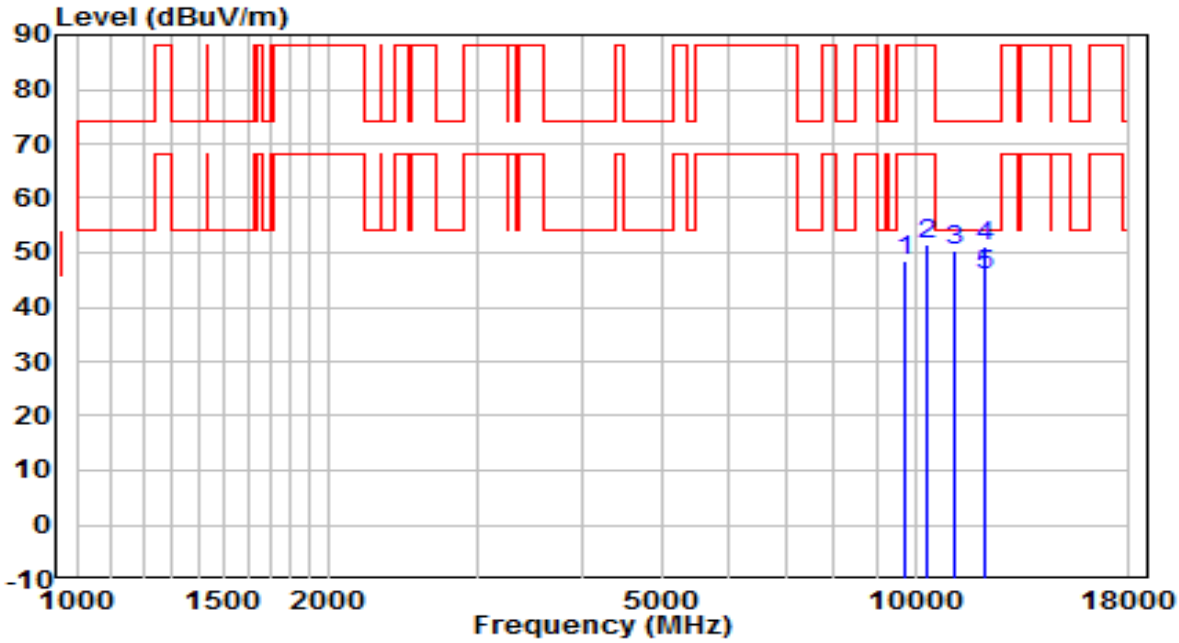

No		Frequency (MHz)	Reading (dBuV)	C.F (dB)	Measurement (dBuV/m)	Margin (dB)	Limit (dBuV/m)	Remark (QP/PK/AV)
1		9729.500	33.16	15.19	48.35	-39.85	88.20	Peak
2		10358.500	34.25	17.16	51.41	-36.79	88.20	Peak
3		11115.000	31.28	19.02	50.30	-23.70	74.00	Peak
4		12126.500	31.38	19.83	51.21	-22.79	74.00	Peak
5	*	12126.500	26.11	19.83	45.94	-8.06	54.00	Average

Note:

1. " *", means this data is the worst emission level.
2. C.F (Correction Factor) = Antenna Factor (dB)+ Cable Loss (dB)– Preamplifier(dB).
3. Measurement(dBuV/m) = Reading(dBuV) + C.F (Correction Factor).
4.The emission levels of other frequencies are very lower than the limit and not show in test report.

EUT	ACCESS POINT	Date of Test	2021-03-27
Factor	WZ-AC2_BBHA9120D_1-18GHz	Temp. / Humidity	23.2°C/43%
Polarity	Vertical	Site / Test Engineer	AC2 / Hyde Yu
Test Mode	Transmit by 802.11ax-HE40 at Channel 6685MHz	Test Voltage	120V/60Hz

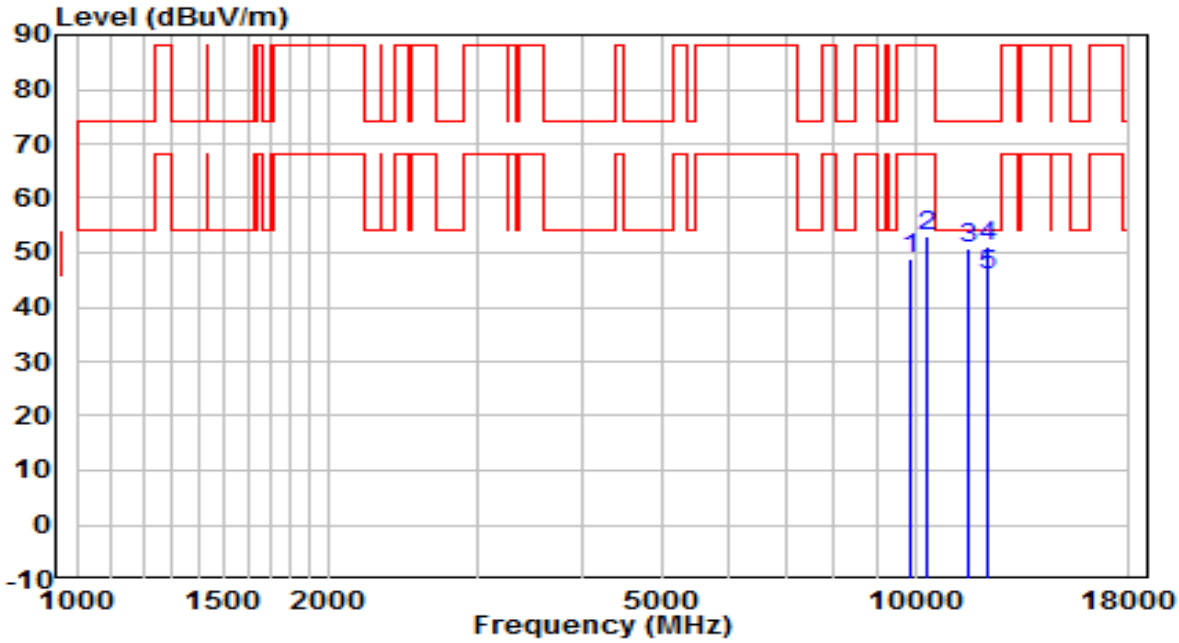

No		Frequency (MHz)	Reading (dBuV)	C.F (dB)	Measurement (dBuV/m)	Margin (dB)	Limit (dBuV/m)	Remark (QP/PK/AV)
1		9891.000	33.58	15.44	49.02	-39.18	88.20	Peak
2		10358.500	35.75	17.16	52.91	-35.29	88.20	Peak
3		11557.000	31.84	18.84	50.68	-23.32	74.00	Peak
4		12160.500	30.84	20.24	51.08	-22.92	74.00	Peak
5	*	12160.500	25.61	20.24	45.85	-8.15	54.00	Average

Note:

1. " *", means this data is the worst emission level.
2. C.F (Correction Factor) = Antenna Factor (dB)+ Cable Loss (dB)– Preamplifier(dB).
3. Measurement(dBuV/m) = Reading(dBuV) + C.F (Correction Factor).
4.The emission levels of other frequencies are very lower than the limit and not show in test report.

EUT	ACCESS POINT	Date of Test	2021-03-27
Factor	WZ-AC2_BBHA9120D_1-18GHz	Temp. / Humidity	23.2°C/43%
Polarity	Horizontal	Site / Test Engineer	AC2 / Hyde Yu
Test Mode	Transmit by 802.11ax-HE40 at Channel 6885MHz	Test Voltage	120V/60Hz

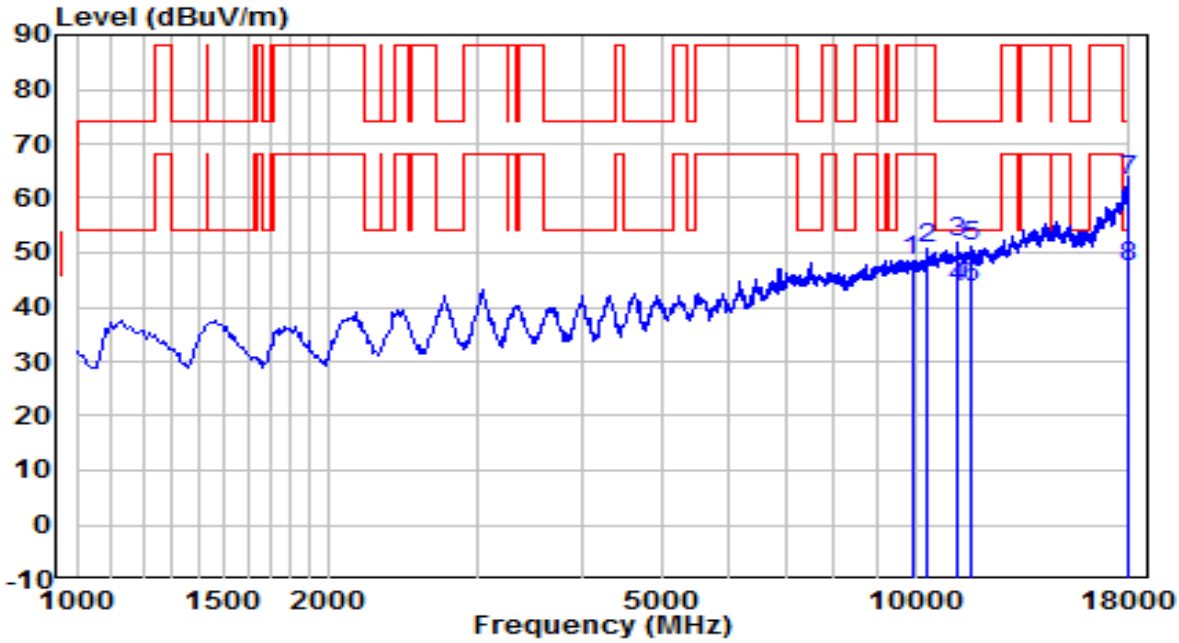

No		Frequency (MHz)	Reading (dBuV)	C.F (dB)	Measurement (dBuV/m)	Margin (dB)	Limit (dBuV/m)	Remark (QP/PK/AV)
1		9908.000	33.23	15.19	48.42	-39.78	88.20	Peak
2		10358.500	34.07	16.59	50.66	-37.54	88.20	Peak
3		11200.000	33.84	18.05	51.89	-22.11	74.00	Peak
4		11200.000	25.63	18.05	43.68	-10.32	54.00	Average
5		11667.500	32.87	18.24	51.11	-22.89	74.00	Peak
6		11667.500	25.31	18.24	43.55	-10.45	54.00	Average
7		17915.000	31.52	31.83	63.35	-10.65	74.00	Peak
8	*	17915.000	15.61	31.83	47.44	-6.56	54.00	Average

Note:

1. " *", means this data is the worst emission level.
2. C.F (Correction Factor) = Antenna Factor (dB)+ Cable Loss (dB)– Preamplifier(dB).
3. Measurement(dBuV/m) = Reading(dBuV) + C.F (Correction Factor).
4.The emission levels of other frequencies are very lower than the limit and not show in test report.

EUT	ACCESS POINT	Date of Test	2021-03-27
Factor	WZ-AC2_BBHA9120D_1-18GHz	Temp. / Humidity	23.2°C/43%
Polarity	Vertical	Site / Test Engineer	AC2 / Hyde Yu
Test Mode	Transmit by 802.11ax-HE40 at Channel 6885MHz	Test Voltage	120V/60Hz

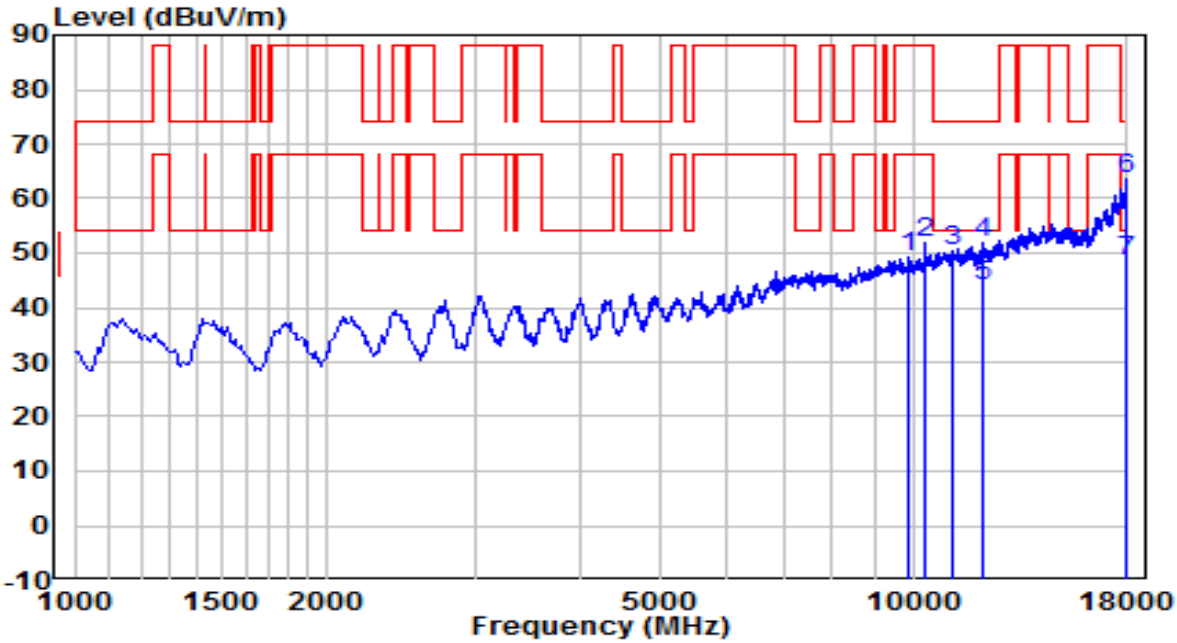

No		Frequency (MHz)	Reading (dBuV)	C.F (dB)	Measurement (dBuV/m)	Margin (dB)	Limit (dBuV/m)	Remark (QP/PK/AV)
1		9882.500	34.11	15.14	49.25	-38.95	88.20	Peak
2		10358.500	35.32	16.59	51.91	-36.29	88.20	Peak
3		11140.500	32.49	17.97	50.46	-23.54	74.00	Peak
4		12075.500	34.06	17.83	51.90	-22.10	74.00	Peak
5		12075.500	26.00	17.83	43.83	-10.17	54.00	Average
6		17974.500	31.54	32.00	63.54	-10.46	74.00	Peak
7	*	17974.500	16.33	32.00	48.33	-5.67	54.00	Average

Note:

1. " *", means this data is the worst emission level.
2. C.F (Correction Factor) = Antenna Factor (dB)+ Cable Loss (dB)– Preamplifier(dB).
3. Measurement(dBuV/m) = Reading(dBuV) + C.F (Correction Factor).
4.The emission levels of other frequencies are very lower than the limit and not show in test report.

EUT	ACCESS POINT	Date of Test	2021-03-27
Factor	WZ-AC2_BBHA9120D_1-18GHz	Temp. / Humidity	23.2°C/43%
Polarity	Horizontal	Site / Test Engineer	AC2 / Hyde Yu
Test Mode	Transmit by 802.11ax-HE40 at Channel 7005MHz	Test Voltage	120V/60Hz

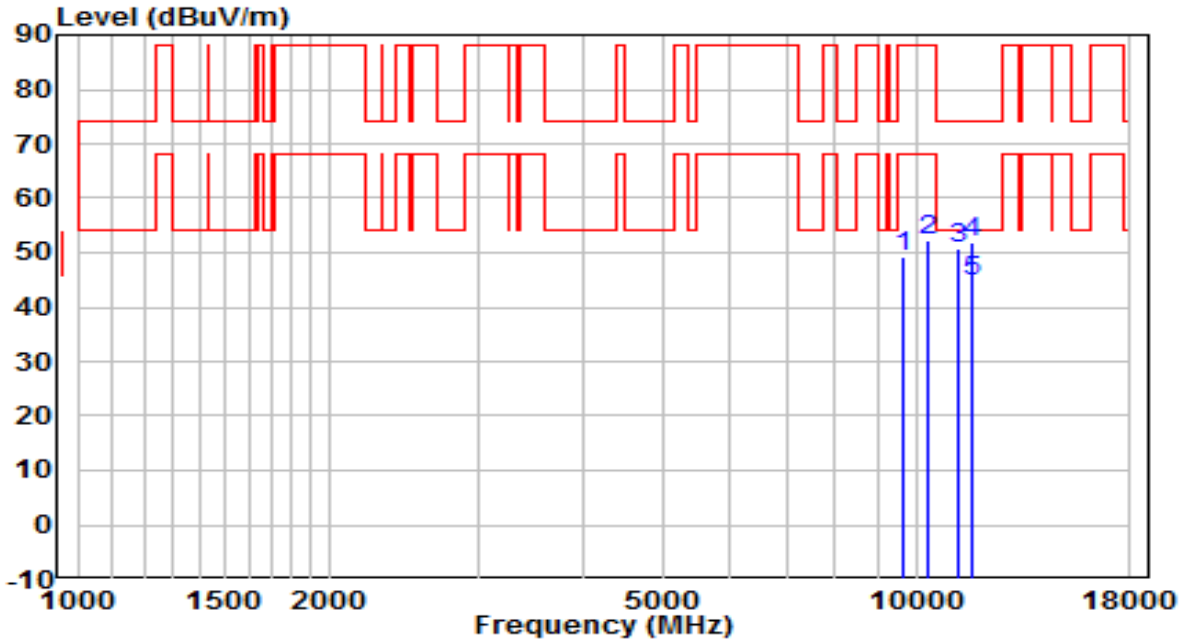

No		Frequency (MHz)	Reading (dBuV)	C.F (dB)	Measurement (dBuV/m)	Margin (dB)	Limit (dBuV/m)	Remark (QP/PK/AV)
1		9636.000	34.15	14.94	49.09	-39.11	88.20	Peak
2		10358.500	35.14	17.16	52.30	-35.90	88.20	Peak
3		11225.500	32.38	18.50	50.88	-23.12	74.00	Peak
4		11650.500	32.42	19.47	51.89	-22.11	74.00	Peak
5	*	11650.500	25.33	19.47	44.80	-9.20	54.00	Average

Note:

1. " *", means this data is the worst emission level.
2. C.F (Correction Factor) = Antenna Factor (dB)+ Cable Loss (dB)– Preamplifier(dB).
3. Measurement(dBuV/m) = Reading(dBuV) + C.F (Correction Factor).
4.The emission levels of other frequencies are very lower than the limit and not show in test report.

EUT	ACCESS POINT	Date of Test	2021-03-27
Factor	WZ-AC2_BBHA9120D_1-18GHz	Temp. / Humidity	23.2°C/43%
Polarity	Vertical	Site / Test Engineer	AC2 / Hyde Yu
Test Mode	Transmit by 802.11ax-HE40 at Channel 7005MHz	Test Voltage	120V/60Hz

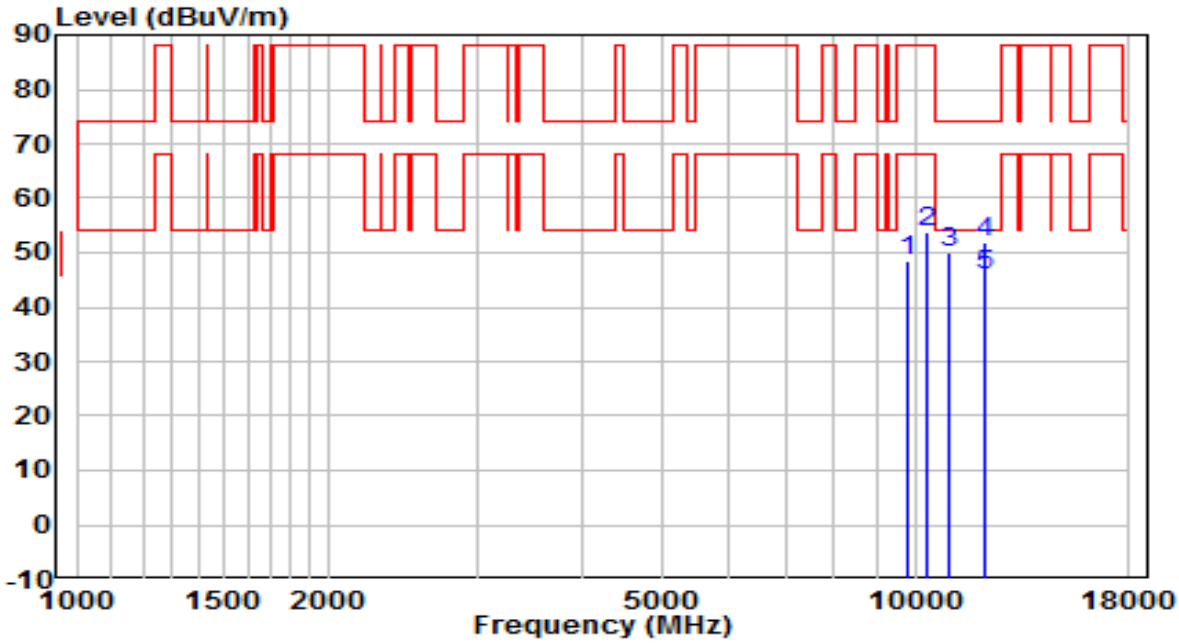

No		Frequency (MHz)	Reading (dBuV)	C.F (dB)	Measurement (dBuV/m)	Margin (dB)	Limit (dBuV/m)	Remark (QP/PK/AV)
1		9797.500	33.39	14.99	48.38	-39.82	88.20	Peak
2		10358.500	36.59	17.16	53.75	-34.45	88.20	Peak
3		10970.500	31.34	18.64	49.98	-24.02	74.00	Peak
4		12092.500	32.48	19.43	51.92	-22.08	74.00	Peak
5	*	12092.500	26.32	19.43	45.75	-8.25	54.00	Average

Note:

1. " *", means this data is the worst emission level.
2. C.F (Correction Factor) = Antenna Factor (dB)+ Cable Loss (dB)– Preamplifier(dB).
3. Measurement(dBuV/m) = Reading(dBuV) + C.F (Correction Factor).
4.The emission levels of other frequencies are very lower than the limit and not show in test report.

EUT	ACCESS POINT	Date of Test	2021-03-27
Factor	WZ-AC2_BBHA9120D_1-18GHz	Temp. / Humidity	23.2°C/43%
Polarity	Horizontal	Site / Test Engineer	AC2 / Hyde Yu
Test Mode	Transmit by 802.11ax-HE40 at Channel 7085MHz	Test Voltage	120V/60Hz

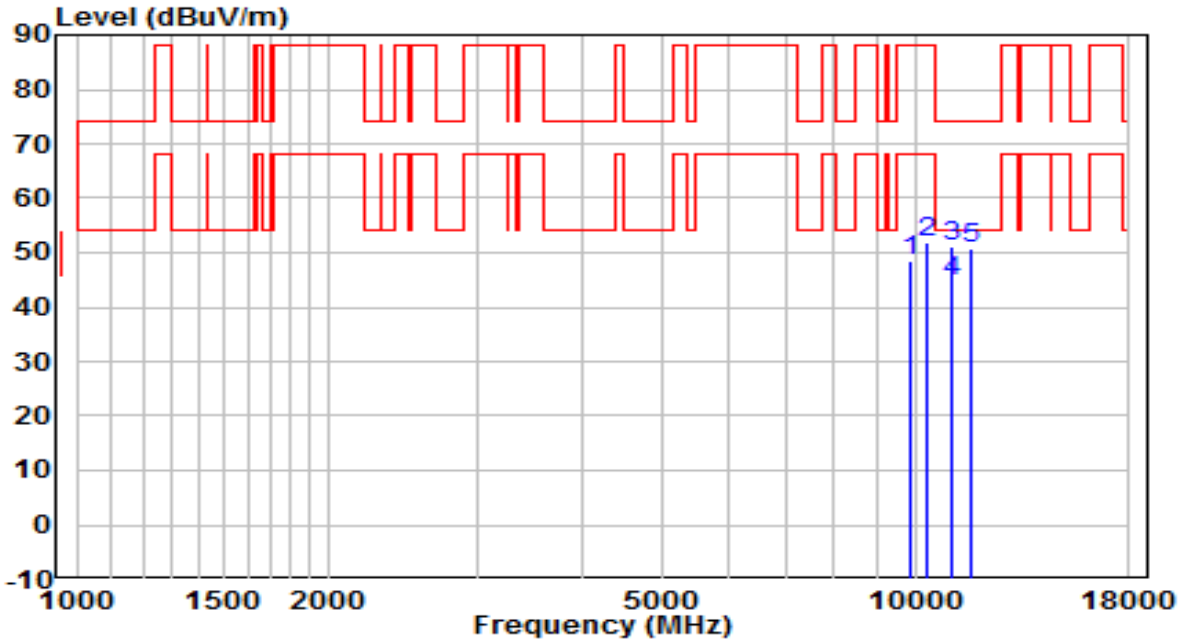

No		Frequency (MHz)	Reading (dBuV)	C.F (dB)	Measurement (dBuV/m)	Margin (dB)	Limit (dBuV/m)	Remark (QP/PK/AV)
1		9840.000	33.43	15.15	48.58	-39.62	88.20	Peak
2		10358.500	34.75	17.16	51.91	-36.29	88.20	Peak
3		11030.000	32.31	18.69	51.00	-23.00	74.00	Peak
4	*	11030.000	26.02	18.69	44.71	-9.29	54.00	Average
5		11642.000	31.59	19.26	50.85	-23.15	74.00	Peak

Note:

1. " *", means this data is the worst emission level.
2. C.F (Correction Factor) = Antenna Factor (dB)+ Cable Loss (dB)– Preamplifier(dB).
3. Measurement(dBuV/m) = Reading(dBuV) + C.F (Correction Factor).
4.The emission levels of other frequencies are very lower than the limit and not show in test report.

EUT	ACCESS POINT	Date of Test	2021-03-27
Factor	WZ-AC2_BBHA9120D_1-18GHz	Temp. / Humidity	23.2°C/43%
Polarity	Vertical	Site / Test Engineer	AC2 / Hyde Yu
Test Mode	Transmit by 802.11ax-HE40 at Channel 7085MHz	Test Voltage	120V/60Hz

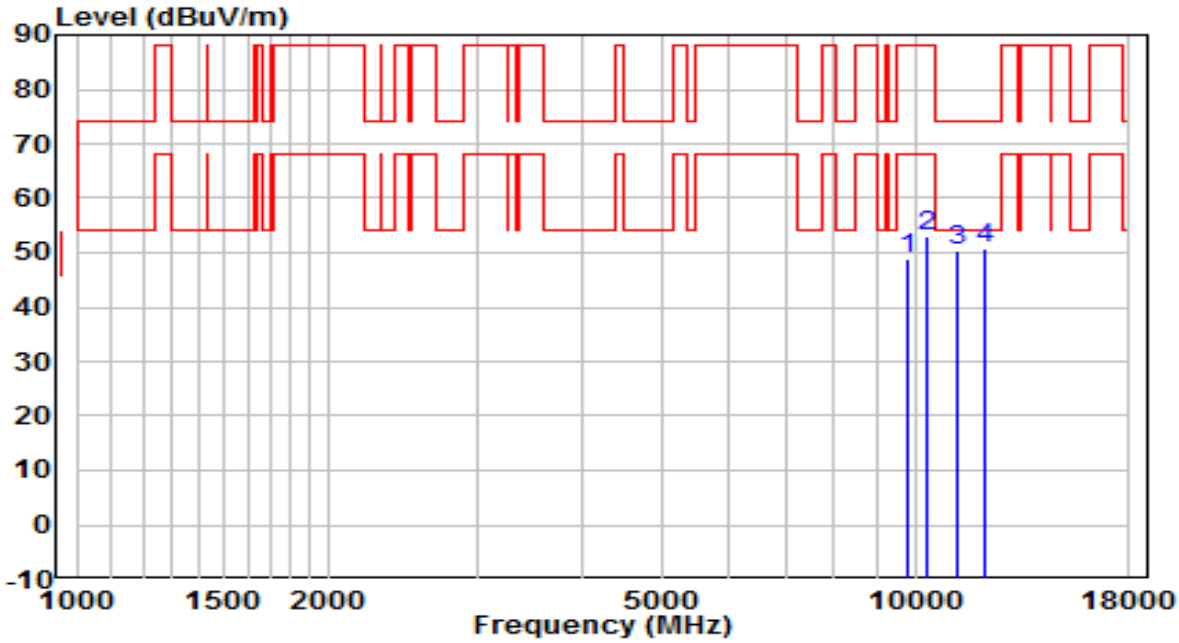

No		Frequency (MHz)	Reading (dBuV)	C.F (dB)	Measurement (dBuV/m)	Margin (dB)	Limit (dBuV/m)	Remark (QP/PK/AV)
1		9831.500	33.78	15.18	48.96	-39.24	88.20	Peak
2		10358.500	35.97	17.16	53.13	-35.07	88.20	Peak
3		11234.000	31.54	18.73	50.27	-23.73	74.00	Peak
4	*	12101.000	31.19	19.54	50.72	-23.28	74.00	Peak

Note:

1. " *", means this data is the worst emission level.
2. C.F (Correction Factor) = Antenna Factor (dB)+ Cable Loss (dB)– Preamplifier(dB).
3. Measurement(dBuV/m) = Reading(dBuV) + C.F (Correction Factor).
4.The emission levels of other frequencies are very lower than the limit and not show in test report.

EUT	ACCESS POINT	Date of Test	2021-03-27
Factor	WZ-AC2_BBHA9120D_1-18GHz	Temp. / Humidity	23.2°C/43%
Polarity	Horizontal	Site / Test Engineer	AC2 / Hyde Yu
Test Mode	Transmit by 802.11ax-HE80 at Channel 5985MHz	Test Voltage	120V/60Hz

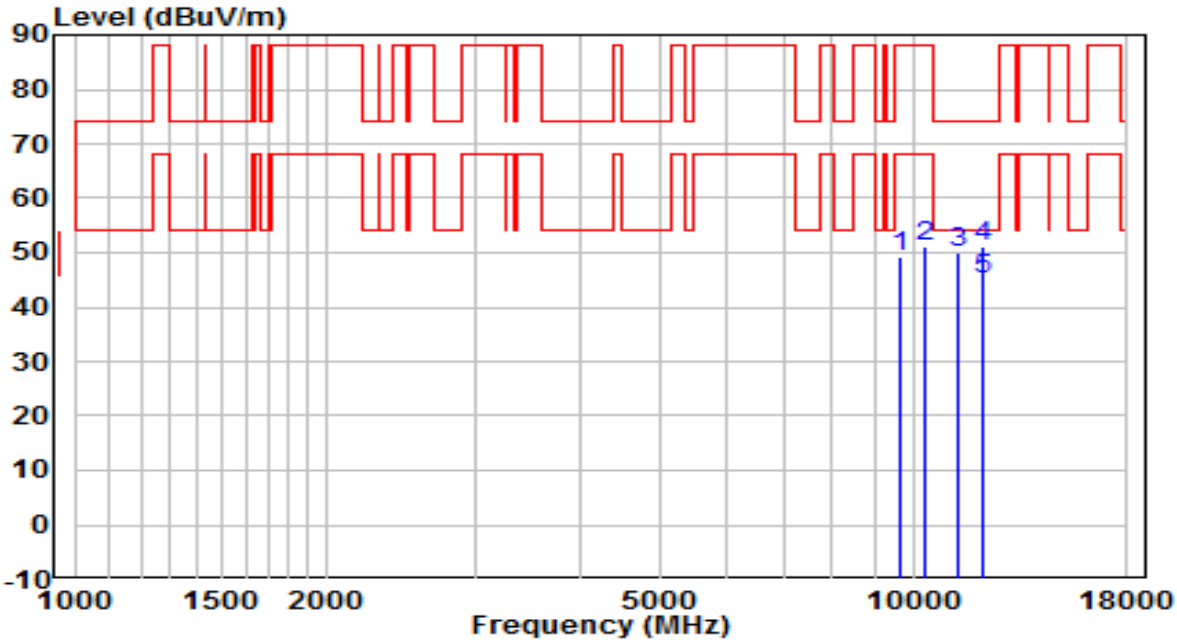

No		Frequency (MHz)	Reading (dBuV)	C.F (dB)	Measurement (dBuV/m)	Margin (dB)	Limit (dBuV/m)	Remark (QP/PK/AV)
1		9670.000	34.24	14.98	49.22	-38.98	88.20	Peak
2		10358.500	33.93	17.16	51.09	-37.11	88.20	Peak
3		11310.500	30.97	19.18	50.15	-23.85	74.00	Peak
4		12109.500	31.56	19.68	51.24	-22.76	74.00	Peak
5	*	12109.500	25.46	19.68	45.14	-8.86	54.00	Average

Note:

1. " *", means this data is the worst emission level.
2. C.F (Correction Factor) = Antenna Factor (dB)+ Cable Loss (dB)– Preamplifier(dB).
3. Measurement(dBuV/m) = Reading(dBuV) + C.F (Correction Factor).
4.The emission levels of other frequencies are very lower than the limit and not show in test report.

EUT	ACCESS POINT	Date of Test	2021-03-27
Factor	WZ-AC2_BBHA9120D_1-18GHz	Temp. / Humidity	23.2°C/43%
Polarity	Vertical	Site / Test Engineer	AC2 / Hyde Yu
Test Mode	Transmit by 802.11ax-HE80 at Channel 5985MHz	Test Voltage	120V/60Hz

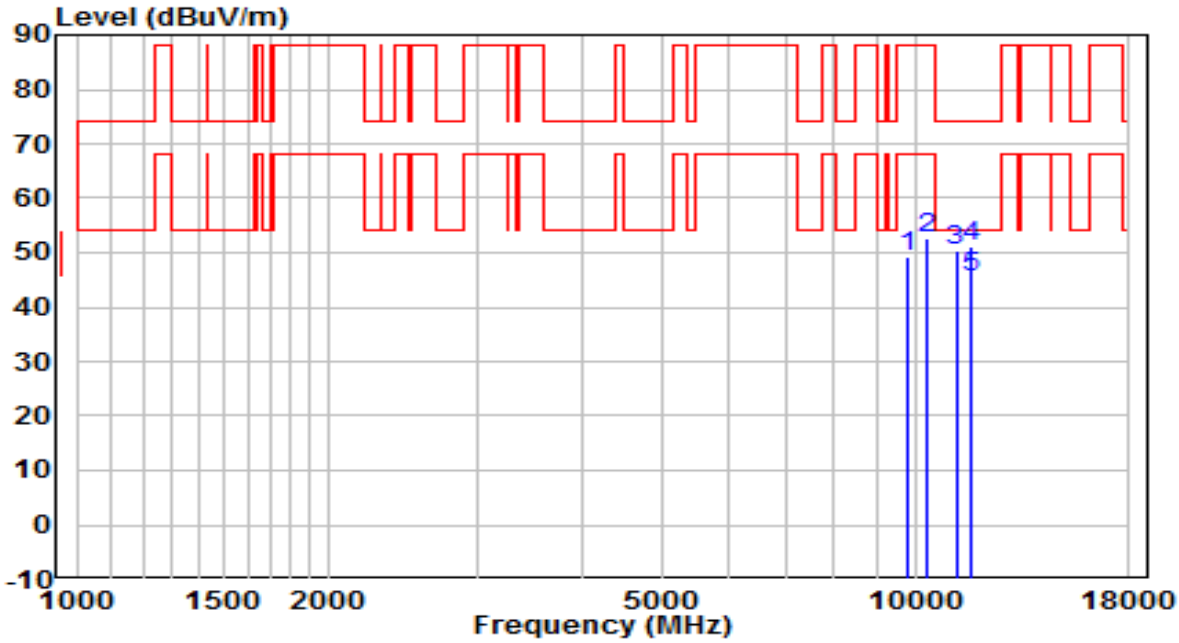

No		Frequency (MHz)	Reading (dBuV)	C.F (dB)	Measurement (dBuV/m)	Margin (dB)	Limit (dBuV/m)	Remark (QP/PK/AV)
1		9831.500	33.93	15.18	49.11	-39.09	88.20	Peak
2		10358.500	35.56	17.16	52.72	-35.48	88.20	Peak
3		11183.000	32.04	18.52	50.56	-23.44	74.00	Peak
4		11667.500	31.60	19.51	51.11	-22.89	74.00	Peak
5	*	11667.500	26.03	19.51	45.54	-8.46	54.00	Average

Note:

1. " *", means this data is the worst emission level.
2. C.F (Correction Factor) = Antenna Factor (dB)+ Cable Loss (dB)– Preamplifier(dB).
3. Measurement(dBuV/m) = Reading(dBuV) + C.F (Correction Factor).
4.The emission levels of other frequencies are very lower than the limit and not show in test report.

EUT	ACCESS POINT	Date of Test	2021-03-27
Factor	WZ-AC2_BBHA9120D_1-18GHz	Temp. / Humidity	23.2°C/43%
Polarity	Horizontal	Site / Test Engineer	AC2 / Hyde Yu
Test Mode	Transmit by 802.11ax-HE80 at Channel 6225MHz	Test Voltage	120V/60Hz

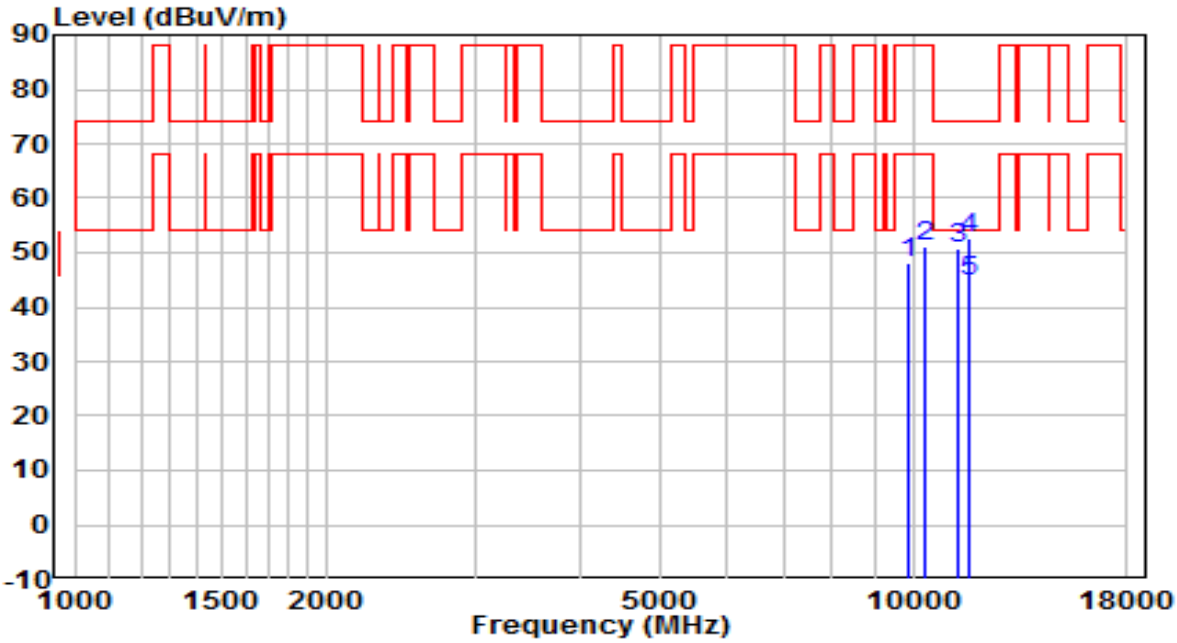

No		Frequency (MHz)	Reading (dBuV)	C.F (dB)	Measurement (dBuV/m)	Margin (dB)	Limit (dBuV/m)	Remark (QP/PK/AV)
1		9857.000	33.09	15.17	48.26	-39.94	88.20	Peak
2		10358.500	34.15	17.16	51.31	-36.89	88.20	Peak
3		11276.500	32.27	18.53	50.80	-23.20	74.00	Peak
4		11633.500	33.40	19.36	52.76	-21.24	74.00	Peak
5	*	11633.500	25.32	19.36	44.68	-9.32	54.00	Average

Note:

1. " *", means this data is the worst emission level.
2. C.F (Correction Factor) = Antenna Factor (dB)+ Cable Loss (dB)– Preamplifier(dB).
3. Measurement(dBuV/m) = Reading(dBuV) + C.F (Correction Factor).
4.The emission levels of other frequencies are very lower than the limit and not show in test report.

EUT	ACCESS POINT	Date of Test	2021-03-27
Factor	WZ-AC2_BBHA9120D_1-18GHz	Temp. / Humidity	23.2°C/43%
Polarity	Vertical	Site / Test Engineer	AC2 / Hyde Yu
Test Mode	Transmit by 802.11ax-HE80 at Channel 6225MHz	Test Voltage	120V/60Hz

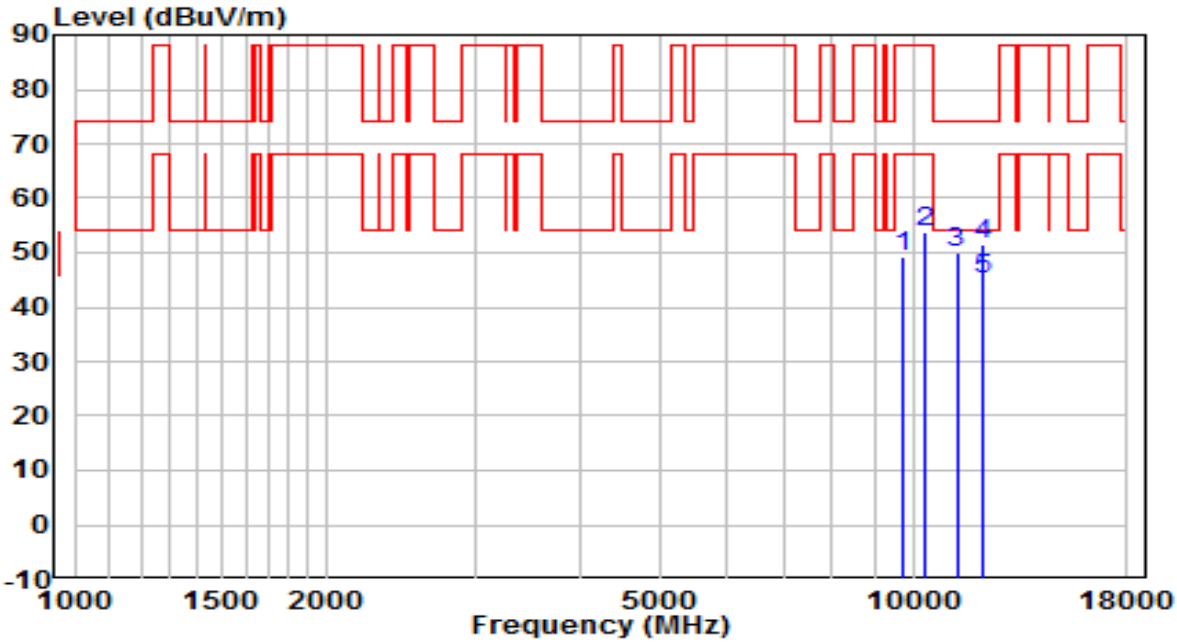

No		Frequency (MHz)	Reading (dBuV)	C.F (dB)	Measurement (dBuV/m)	Margin (dB)	Limit (dBuV/m)	Remark (QP/PK/AV)
1		9746.500	33.97	15.12	49.09	-39.11	88.20	Peak
2		10358.500	36.78	17.16	53.94	-34.26	88.20	Peak
3		11268.000	31.18	18.84	50.02	-23.98	74.00	Peak
4		12135.000	31.40	19.94	51.34	-22.66	74.00	Peak
5	*	12135.000	25.34	19.94	45.28	-8.72	54.00	Average

Note:

1. " *", means this data is the worst emission level.
2. C.F (Correction Factor) = Antenna Factor (dB)+ Cable Loss (dB)– Preamplifier(dB).
3. Measurement(dBuV/m) = Reading(dBuV) + C.F (Correction Factor).
4.The emission levels of other frequencies are very lower than the limit and not show in test report.

EUT	ACCESS POINT	Date of Test	2021-03-27
Factor	WZ-AC2_BBHA9120D_1-18GHz	Temp. / Humidity	23.2°C/43%
Polarity	Horizontal	Site / Test Engineer	AC2 / Hyde Yu
Test Mode	Transmit by 802.11ax-HE80 at Channel 6385MHz	Test Voltage	120V/60Hz

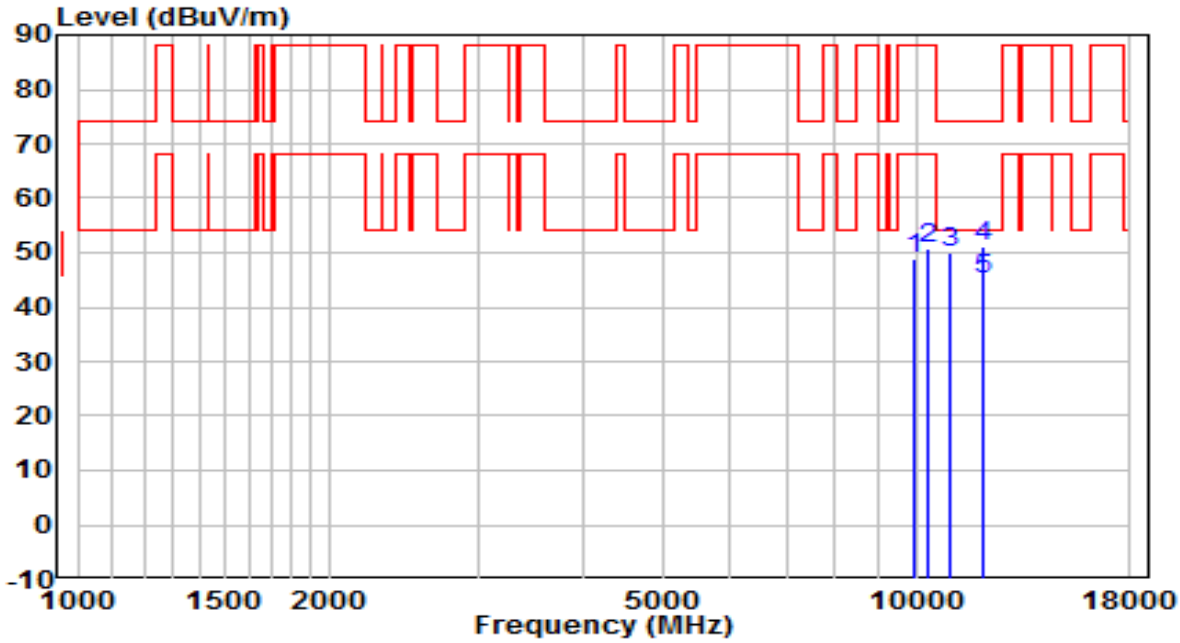

No		Frequency (MHz)	Reading (dBuV)	C.F (dB)	Measurement (dBuV/m)	Margin (dB)	Limit (dBuV/m)	Remark (QP/PK/AV)
1		9916.500	33.42	15.57	48.99	-39.21	88.20	Peak
2		10358.500	33.71	17.16	50.87	-37.33	88.20	Peak
3		10987.500	31.84	18.24	50.09	-23.91	74.00	Peak
4		12016.000	31.92	19.16	51.08	-22.92	74.00	Peak
5	*	12016.000	26.10	19.16	45.26	-8.74	54.00	Average

Note:

1. " *", means this data is the worst emission level.
2. C.F (Correction Factor) = Antenna Factor (dB)+ Cable Loss (dB)– Preamplifier(dB).
3. Measurement(dBuV/m) = Reading(dBuV) + C.F (Correction Factor).
4.The emission levels of other frequencies are very lower than the limit and not show in test report.

EUT	ACCESS POINT	Date of Test	2021-03-27
Factor	WZ-AC2_BBHA9120D_1-18GHz	Temp. / Humidity	23.2°C/43%
Polarity	Vertical	Site / Test Engineer	AC2 / Hyde Yu
Test Mode	Transmit by 802.11ax-HE80 at Channel 6385MHz	Test Voltage	120V/60Hz

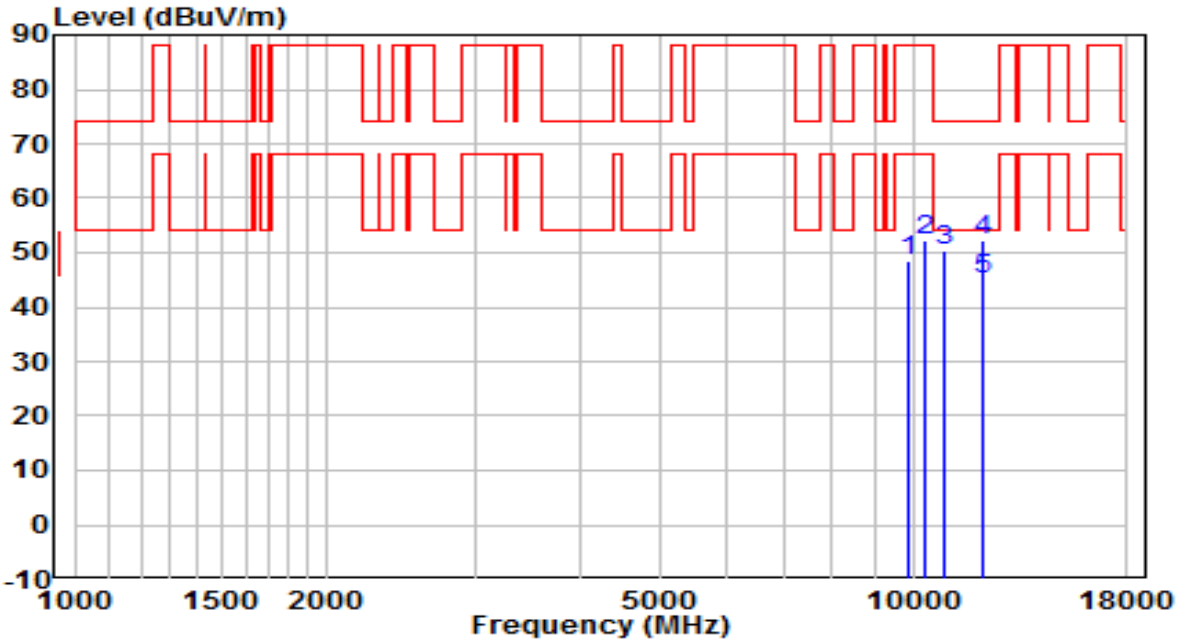

No		Frequency (MHz)	Reading (dBuV)	C.F (dB)	Measurement (dBuV/m)	Margin (dB)	Limit (dBuV/m)	Remark (QP/PK/AV)
1		9874.000	33.14	15.18	48.32	-39.88	88.20	Peak
2		10358.500	35.17	17.16	52.33	-35.87	88.20	Peak
3		10911.000	32.11	18.15	50.26	-23.74	74.00	Peak
4		12101.000	32.74	19.54	52.28	-21.72	74.00	Peak
5	*	12101.000	25.37	19.54	44.91	-9.09	54.00	Average

Note:

1. " *", means this data is the worst emission level.
2. C.F (Correction Factor) = Antenna Factor (dB)+ Cable Loss (dB)– Preamplifier(dB).
3. Measurement(dBuV/m) = Reading(dBuV) + C.F (Correction Factor).
4.The emission levels of other frequencies are very lower than the limit and not show in test report.

EUT	ACCESS POINT	Date of Test	2021-03-27
Factor	WZ-AC2_BBHA9120D_1-18GHz	Temp. / Humidity	23.2°C/43%
Polarity	Horizontal	Site / Test Engineer	AC2 / Hyde Yu
Test Mode	Transmit by 802.11ax-HE80 at Channel 6465MHz	Test Voltage	120V/60Hz

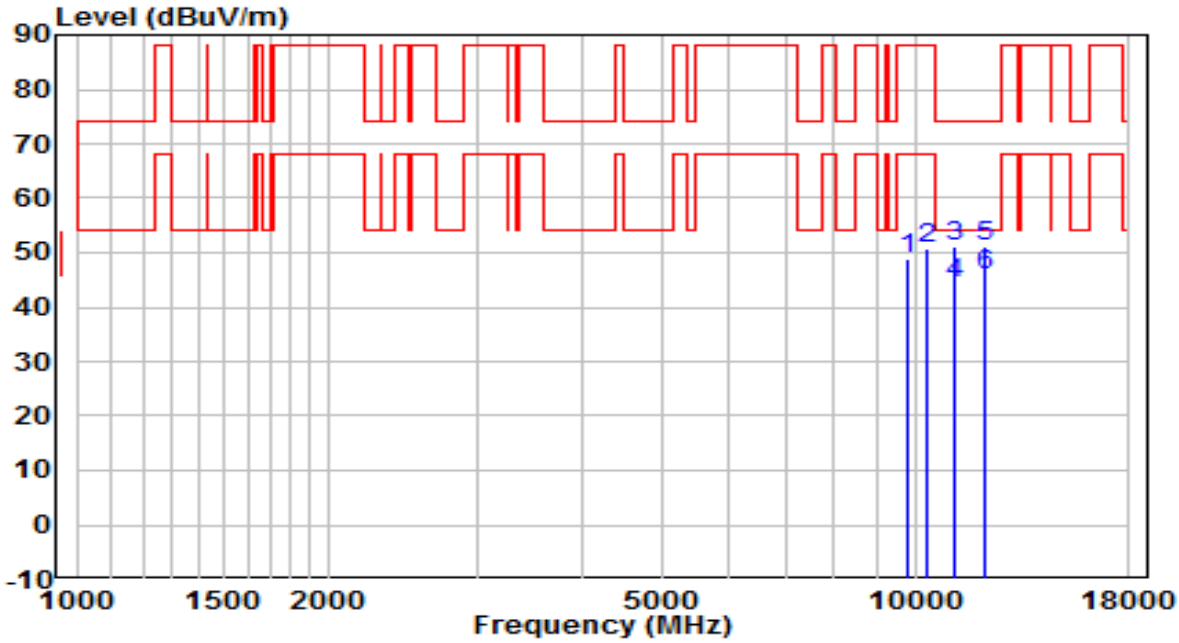

No		Frequency (MHz)	Reading (dBuV)	C.F (dB)	Measurement (dBuV/m)	Margin (dB)	Limit (dBuV/m)	Remark (QP/PK/AV)
1		9823.000	33.69	15.22	48.91	-39.29	88.20	Peak
2		10358.500	33.49	17.16	50.65	-37.55	88.20	Peak
3		11115.000	32.03	19.02	51.05	-22.95	74.00	Peak
4		11115.000	25.34	19.02	44.36	-9.64	54.00	Average
5		12126.500	31.21	19.83	51.04	-22.96	74.00	Peak
6	*	12126.500	26.05	19.83	45.88	-8.12	54.00	Average

Note:

1. " *", means this data is the worst emission level.
2. C.F (Correction Factor) = Antenna Factor (dB)+ Cable Loss (dB)– Preamplifier(dB).
3. Measurement(dBuV/m) = Reading(dBuV) + C.F (Correction Factor).
4.The emission levels of other frequencies are very lower than the limit and not show in test report.

EUT	ACCESS POINT	Date of Test	2021-03-27
Factor	WZ-AC2_BBHA9120D_1-18GHz	Temp. / Humidity	23.2°C/43%
Polarity	Vertical	Site / Test Engineer	AC2 / Hyde Yu
Test Mode	Transmit by 802.11ax-HE80 at Channel 6465MHz	Test Voltage	120V/60Hz

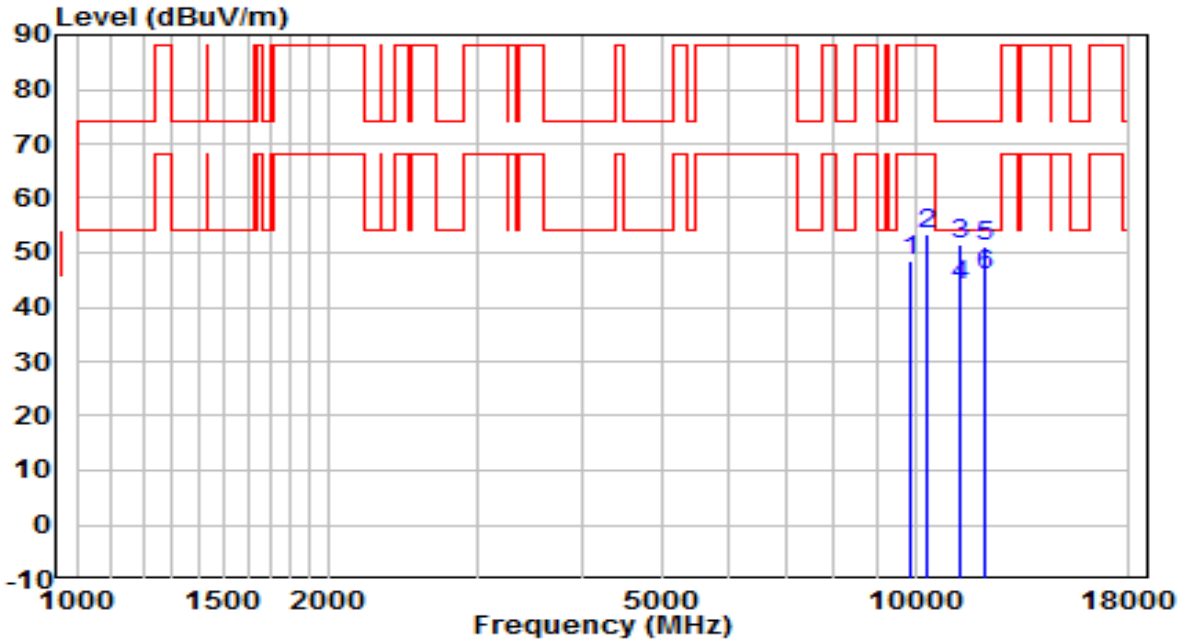

No		Frequency (MHz)	Reading (dBuV)	C.F (dB)	Measurement (dBuV/m)	Margin (dB)	Limit (dBuV/m)	Remark (QP/PK/AV)
1		9899.500	33.06	15.52	48.57	-39.63	88.20	Peak
2		10358.500	36.32	17.16	53.48	-34.72	88.20	Peak
3		11285.000	32.97	18.51	51.48	-22.52	74.00	Peak
4		11285.500	25.31	18.52	43.83	-10.17	54.00	Average
5		12109.500	31.32	19.68	51.01	-22.99	74.00	Peak
6	*	12109.500	26.04	19.68	45.72	-8.28	54.00	Average

Note:

1. " *", means this data is the worst emission level.
2. C.F (Correction Factor) = Antenna Factor (dB)+ Cable Loss (dB)– Preamplifier(dB).
3. Measurement(dBuV/m) = Reading(dBuV) + C.F (Correction Factor).
4.The emission levels of other frequencies are very lower than the limit and not show in test report.

EUT	ACCESS POINT	Date of Test	2021-03-27
Factor	WZ-AC2_BBHA9120D_1-18GHz	Temp. / Humidity	23.2°C/43%
Polarity	Horizontal	Site / Test Engineer	AC2 / Hyde Yu
Test Mode	Transmit by 802.11ax-HE80 at Channel 6545MHz	Test Voltage	120V/60Hz

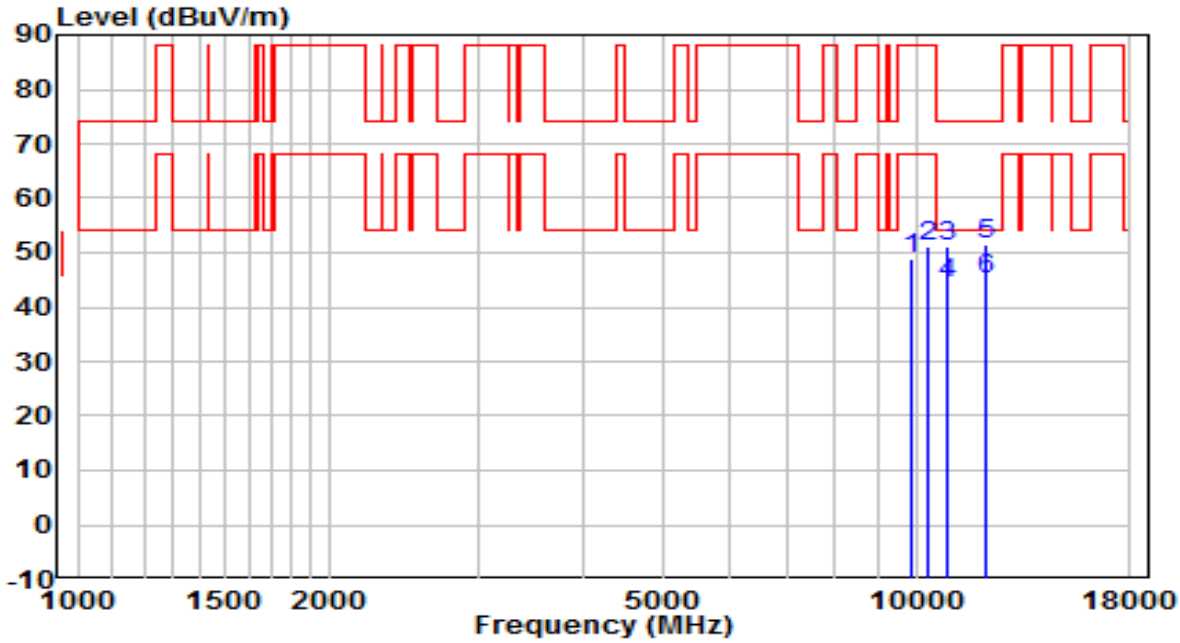

No		Frequency (MHz)	Reading (dBuV)	C.F (dB)	Measurement (dBuV/m)	Margin (dB)	Limit (dBuV/m)	Remark (QP/PK/AV)
1		9891.000	33.46	15.44	48.90	-39.30	88.20	Peak
2		10358.500	33.90	17.16	51.06	-37.14	88.20	Peak
3		10885.500	32.64	18.44	51.08	-22.92	74.00	Peak
4		10885.500	26.04	18.44	44.48	-9.52	54.00	Average
5		12092.500	32.13	19.43	51.56	-22.44	74.00	Peak
6	*	12092.500	25.75	19.43	45.18	-8.82	54.00	Average

Note:

1. " *", means this data is the worst emission level.
2. C.F (Correction Factor) = Antenna Factor (dB)+ Cable Loss (dB)– Preamplifier(dB).
3. Measurement(dBuV/m) = Reading(dBuV) + C.F (Correction Factor).
4.The emission levels of other frequencies are very lower than the limit and not show in test report.

EUT	ACCESS POINT	Date of Test	2021-03-27
Factor	WZ-AC2_BBHA9120D_1-18GHz	Temp. / Humidity	23.2°C/43%
Polarity	Vertical	Site / Test Engineer	AC2 / Hyde Yu
Test Mode	Transmit by 802.11ax-HE80 at Channel 6545MHz	Test Voltage	120V/60Hz

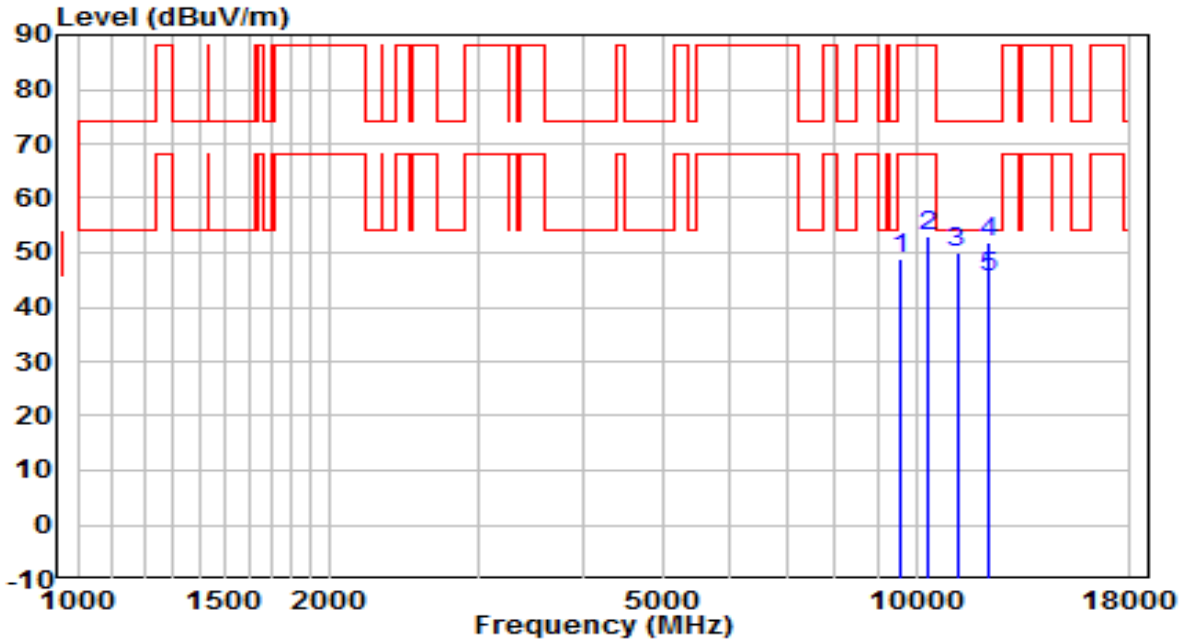

No		Frequency (MHz)	Reading (dBuV)	C.F (dB)	Measurement (dBuV/m)	Margin (dB)	Limit (dBuV/m)	Remark (QP/PK/AV)
1		9602.000	34.00	14.88	48.87	-39.33	88.20	Peak
2		10358.500	36.03	17.16	53.19	-35.01	88.20	Peak
3		11183.000	31.66	18.52	50.19	-23.81	74.00	Peak
4		12160.500	31.59	20.24	51.83	-22.17	74.00	Peak
5	*	12160.500	25.34	20.24	45.58	-8.42	54.00	Average

Note:

1. " *", means this data is the worst emission level.
2. C.F (Correction Factor) = Antenna Factor (dB)+ Cable Loss (dB)– Preamplifier(dB).
3. Measurement(dBuV/m) = Reading(dBuV) + C.F (Correction Factor).
4.The emission levels of other frequencies are very lower than the limit and not show in test report.

EUT	ACCESS POINT	Date of Test	2021-03-27
Factor	WZ-AC2_BBHA9120D_1-18GHz	Temp. / Humidity	23.2°C/43%
Polarity	Horizontal	Site / Test Engineer	AC2 / Hyde Yu
Test Mode	Transmit by 802.11ax-HE80 at Channel 6705MHz	Test Voltage	120V/60Hz

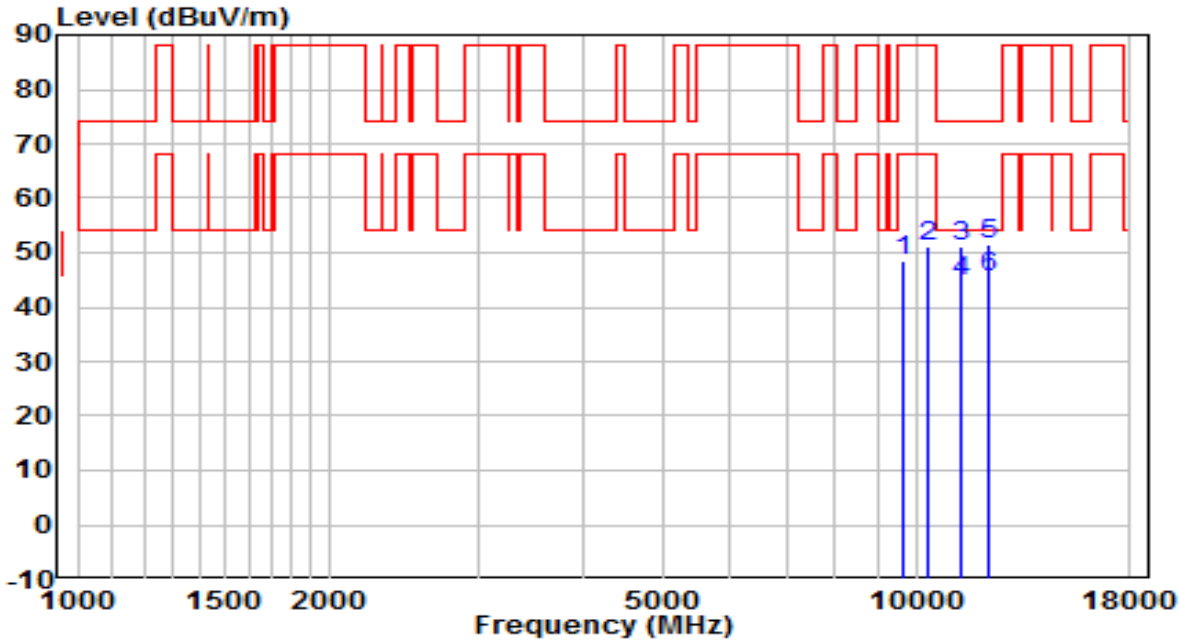

No		Frequency (MHz)	Reading (dBuV)	C.F (dB)	Measurement (dBuV/m)	Margin (dB)	Limit (dBuV/m)	Remark (QP/PK/AV)
1		9661.500	33.59	14.86	48.45	-39.75	88.20	Peak
2		10358.500	34.00	17.16	51.17	-37.03	88.20	Peak
3		11285.000	32.56	18.51	51.07	-22.93	74.00	Peak
4		11285.000	26.13	18.51	44.64	-9.36	54.00	Average
5		12169.000	31.52	19.96	51.48	-22.52	74.00	Peak
6	*	12169.000	25.45	19.96	45.41	-8.59	54.00	Average

Note:

1. " *", means this data is the worst emission level.
2. C.F (Correction Factor) = Antenna Factor (dB)+ Cable Loss (dB)– Preamplifier(dB).
3. Measurement(dBuV/m) = Reading(dBuV) + C.F (Correction Factor).
4.The emission levels of other frequencies are very lower than the limit and not show in test report.

EUT	ACCESS POINT	Date of Test	2021-03-27
Factor	WZ-AC2_BBHA9120D_1-18GHz	Temp. / Humidity	23.2°C/43%
Polarity	Vertical	Site / Test Engineer	AC2 / Hyde Yu
Test Mode	Transmit by 802.11ax-HE80 at Channel 6705MHz	Test Voltage	120V/60Hz

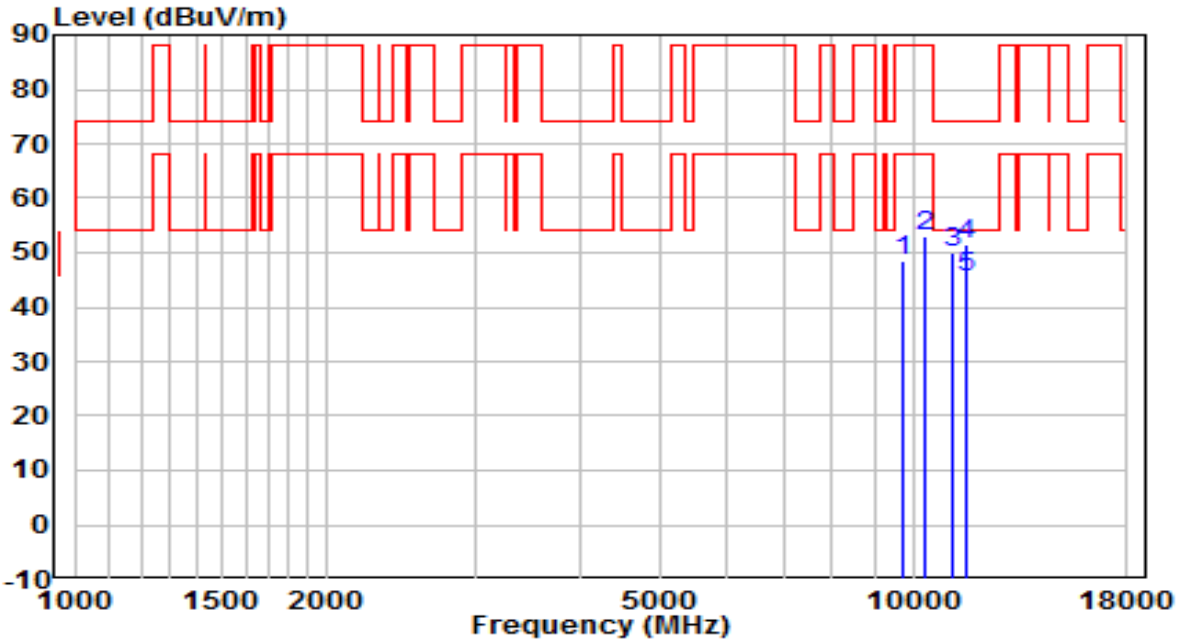

No		Frequency (MHz)	Reading (dBuV)	C.F (dB)	Measurement (dBuV/m)	Margin (dB)	Limit (dBuV/m)	Remark (QP/PK/AV)
1		9729.500	33.44	15.19	48.63	-39.57	88.20	Peak
2		10358.500	35.86	17.16	53.02	-35.18	88.20	Peak
3		11140.500	31.73	18.41	50.14	-23.86	74.00	Peak
4		11608.000	31.71	19.84	51.54	-22.46	74.00	Peak
5	*	11608.000	25.63	19.84	45.47	-8.53	54.00	Average

Note:

1. " *", means this data is the worst emission level.
2. C.F (Correction Factor) = Antenna Factor (dB)+ Cable Loss (dB)– Preamplifier(dB).
3. Measurement(dBuV/m) = Reading(dBuV) + C.F (Correction Factor).
4.The emission levels of other frequencies are very lower than the limit and not show in test report.

EUT	ACCESS POINT	Date of Test	2021-03-27
Factor	WZ-AC2_BBHA9120D_1-18GHz	Temp. / Humidity	23.2°C/43%
Polarity	Horizontal	Site / Test Engineer	AC2 / Hyde Yu
Test Mode	Transmit by 802.11ax-HE80 at Channel 6865MHz	Test Voltage	120V/60Hz

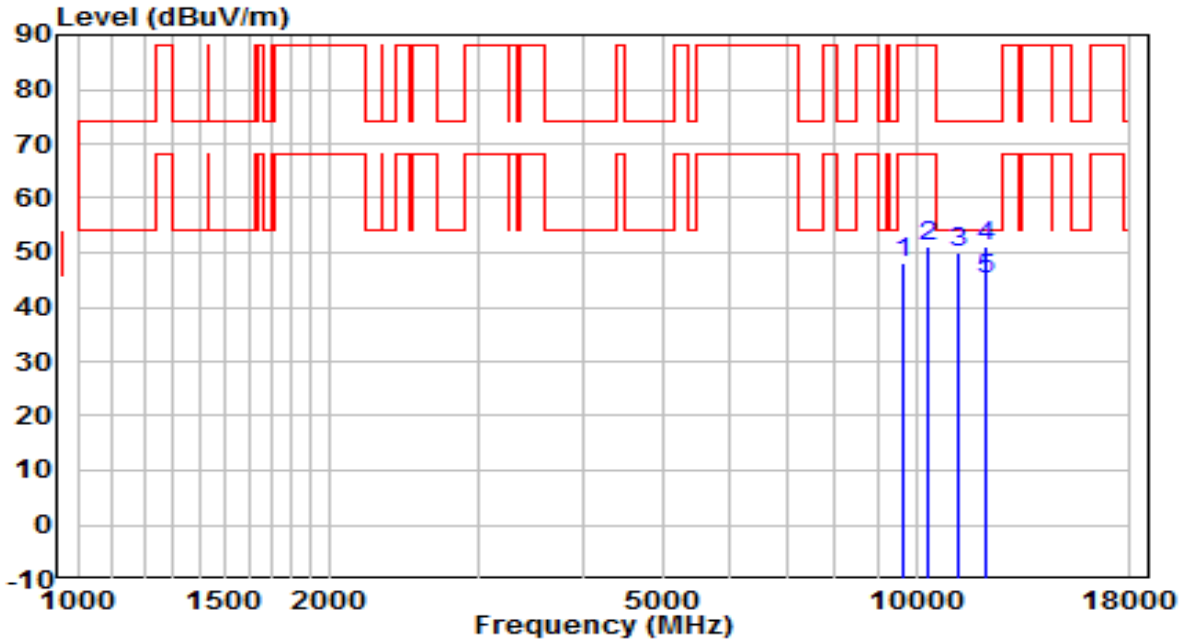

No		Frequency (MHz)	Reading (dBuV)	C.F (dB)	Measurement (dBuV/m)	Margin (dB)	Limit (dBuV/m)	Remark (QP/PK/AV)
1		9619.000	33.10	15.05	48.14	-40.06	88.20	Peak
2		10358.500	33.86	17.16	51.02	-37.18	88.20	Peak
3		11225.500	31.63	18.50	50.12	-23.88	74.00	Peak
4		12109.500	31.62	19.68	51.30	-22.70	74.00	Peak
5	*	12109.500	25.33	19.68	45.01	-8.99	54.00	Average

Note:

1. " *", means this data is the worst emission level.
2. C.F (Correction Factor) = Antenna Factor (dB)+ Cable Loss (dB)– Preamplifier(dB).
3. Measurement(dBuV/m) = Reading(dBuV) + C.F (Correction Factor).
4.The emission levels of other frequencies are very lower than the limit and not show in test report.

EUT	ACCESS POINT	Date of Test	2021-03-27
Factor	WZ-AC2_BBHA9120D_1-18GHz	Temp. / Humidity	23.2°C/43%
Polarity	Vertical	Site / Test Engineer	AC2 / Hyde Yu
Test Mode	Transmit by 802.11ax-HE80 at Channel 6865MHz	Test Voltage	120V/60Hz

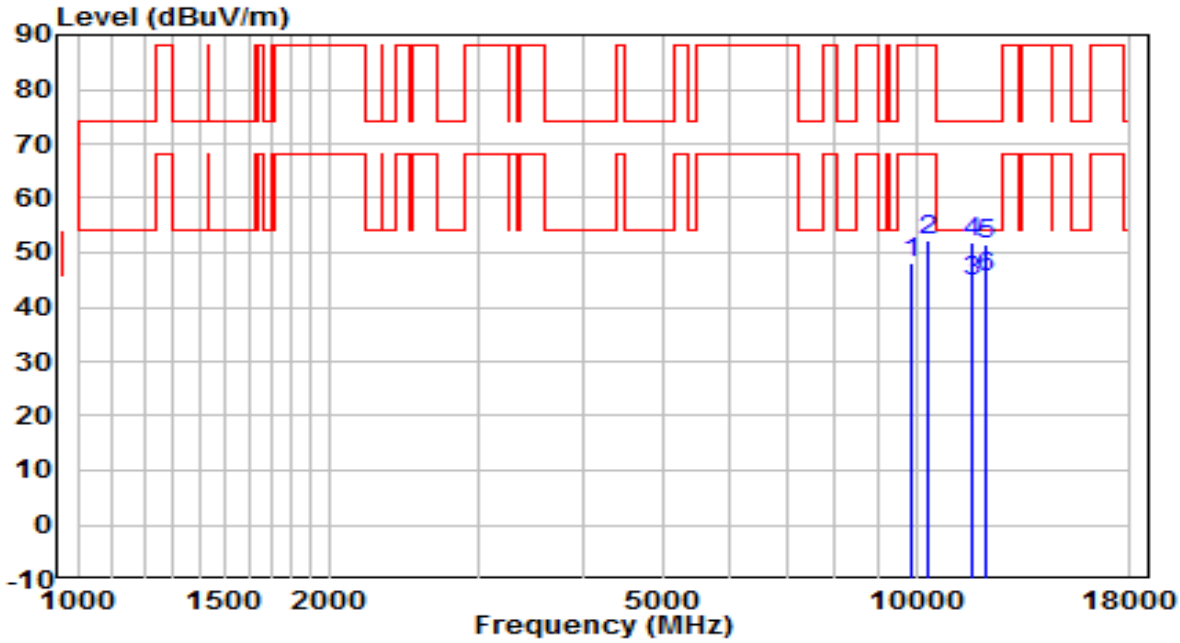

No		Frequency (MHz)	Reading (dBuV)	C.F (dB)	Measurement (dBuV/m)	Margin (dB)	Limit (dBuV/m)	Remark (QP/PK/AV)
1		9899.500	32.75	15.52	48.27	-39.93	88.20	Peak
2		10358.500	34.96	17.16	52.12	-36.08	88.20	Peak
3		11650.000	25.37	19.46	44.83	-9.17	54.00	Average
4		11650.500	32.60	19.47	52.07	-21.93	74.00	Peak
5		12152.000	31.23	20.23	51.46	-22.54	74.00	Peak
6	*	12152.000	25.07	20.23	45.30	-8.70	54.00	Average

Note:

1. " *", means this data is the worst emission level.
2. C.F (Correction Factor) = Antenna Factor (dB)+ Cable Loss (dB)– Preamplifier(dB).
3. Measurement(dBuV/m) = Reading(dBuV) + C.F (Correction Factor).
4.The emission levels of other frequencies are very lower than the limit and not show in test report.

EUT	ACCESS POINT	Date of Test	2021-03-27
Factor	WZ-AC2_BBHA9120D_1-18GHz	Temp. / Humidity	23.2°C/43%
Polarity	Horizontal	Site / Test Engineer	AC2 / Hyde Yu
Test Mode	Transmit by 802.11ax-HE80 at Channel 6945MHz	Test Voltage	120V/60Hz

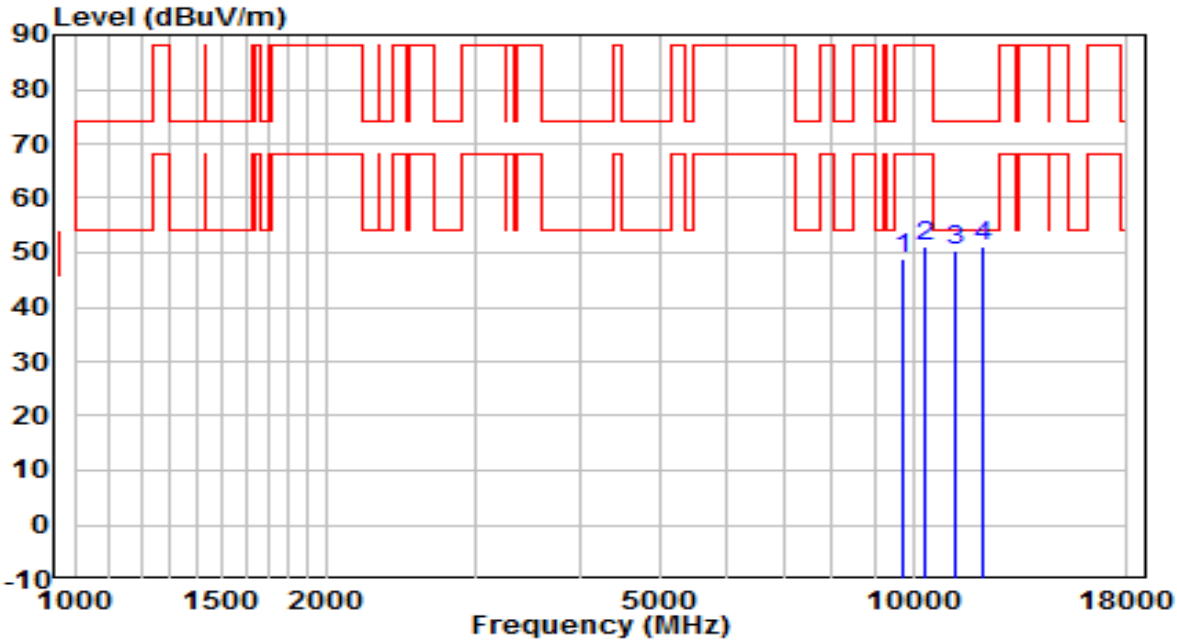

No		Frequency (MHz)	Reading (dBuV)	C.F (dB)	Measurement (dBuV/m)	Margin (dB)	Limit (dBuV/m)	Remark (QP/PK/AV)
1		9721.000	33.99	15.05	49.04	-39.16	88.20	Peak
2		10358.500	34.07	17.16	51.23	-36.97	88.20	Peak
3		11225.500	31.86	18.50	50.36	-23.64	74.00	Peak
4	*	12109.500	31.29	19.68	50.98	-23.02	74.00	Peak

Note:

1. " *", means this data is the worst emission level.
2. C.F (Correction Factor) = Antenna Factor (dB)+ Cable Loss (dB)– Preamplifier(dB).
3. Measurement(dBuV/m) = Reading(dBuV) + C.F (Correction Factor).
4.The emission levels of other frequencies are very lower than the limit and not show in test report.

EUT	ACCESS POINT	Date of Test	2021-03-27
Factor	WZ-AC2_BBHA9120D_1-18GHz	Temp. / Humidity	23.2°C/43%
Polarity	Vertical	Site / Test Engineer	AC2 / Hyde Yu
Test Mode	Transmit by 802.11ax-HE80 at Channel 6945MHz	Test Voltage	120V/60Hz

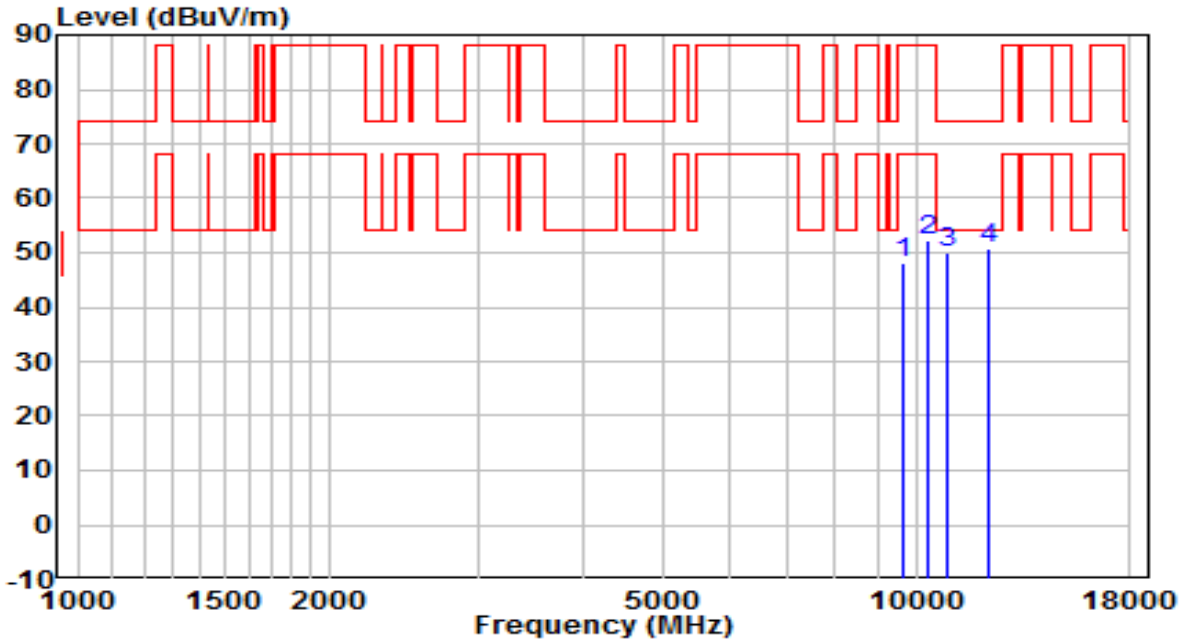

No		Frequency (MHz)	Reading (dBuV)	C.F (dB)	Measurement (dBuV/m)	Margin (dB)	Limit (dBuV/m)	Remark (QP/PK/AV)
1		9653.000	33.43	14.78	48.21	-39.99	88.20	Peak
2		10358.500	35.20	17.16	52.36	-35.84	88.20	Peak
3		10911.000	31.90	18.15	50.05	-23.95	74.00	Peak
4	*	12160.500	30.70	20.24	50.94	-23.06	74.00	Peak

Note:

1. " *", means this data is the worst emission level.
2. C.F (Correction Factor) = Antenna Factor (dB)+ Cable Loss (dB)– Preamplifier(dB).
3. Measurement(dBuV/m) = Reading(dBuV) + C.F (Correction Factor).
4.The emission levels of other frequencies are very lower than the limit and not show in test report.

EUT	ACCESS POINT	Date of Test	2021-03-27
Factor	WZ-AC2_BBHA9120D_1-18GHz	Temp. / Humidity	23.2°C/43%
Polarity	Horizontal	Site / Test Engineer	AC2 / Hyde Yu
Test Mode	Transmit by 802.11ax-HE80 at Channel 7025MHz	Test Voltage	120V/60Hz

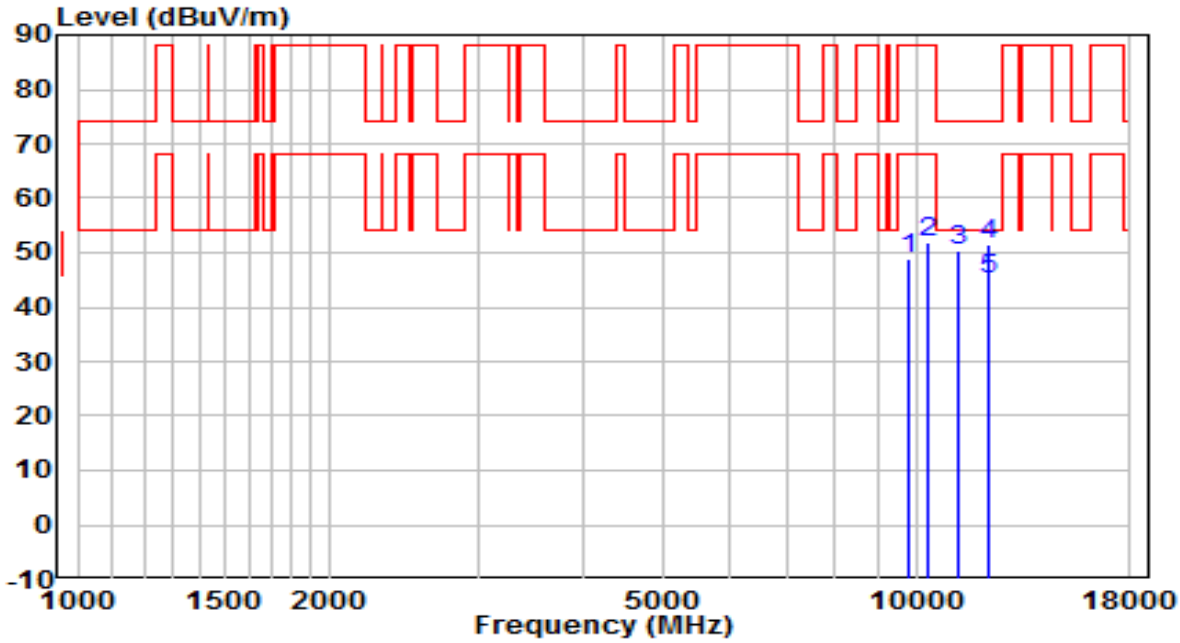

No		Frequency (MHz)	Reading (dBuV)	C.F (dB)	Measurement (dBuV/m)	Margin (dB)	Limit (dBuV/m)	Remark (QP/PK/AV)
1		9780.500	33.97	15.04	49.01	-39.19	88.20	Peak
2		10358.500	34.58	17.16	51.74	-36.46	88.20	Peak
3		11259.500	31.43	19.05	50.48	-23.52	74.00	Peak
4		12177.500	31.74	19.90	51.64	-22.36	74.00	Peak
5	*	12177.500	25.35	19.90	45.25	-8.75	54.00	Average

Note:

1. " *", means this data is the worst emission level.
2. C.F (Correction Factor) = Antenna Factor (dB)+ Cable Loss (dB)– Preamplifier(dB).
3. Measurement(dBuV/m) = Reading(dBuV) + C.F (Correction Factor).
4.The emission levels of other frequencies are very lower than the limit and not show in test report.

EUT	ACCESS POINT	Date of Test	2021-03-27
Factor	WZ-AC2_BBHA9120D_1-18GHz	Temp. / Humidity	23.2°C/43%
Polarity	Vertical	Site / Test Engineer	AC2 / Hyde Yu
Test Mode	Transmit by 802.11ax-HE80 at Channel 7025MHz	Test Voltage	120V/60Hz

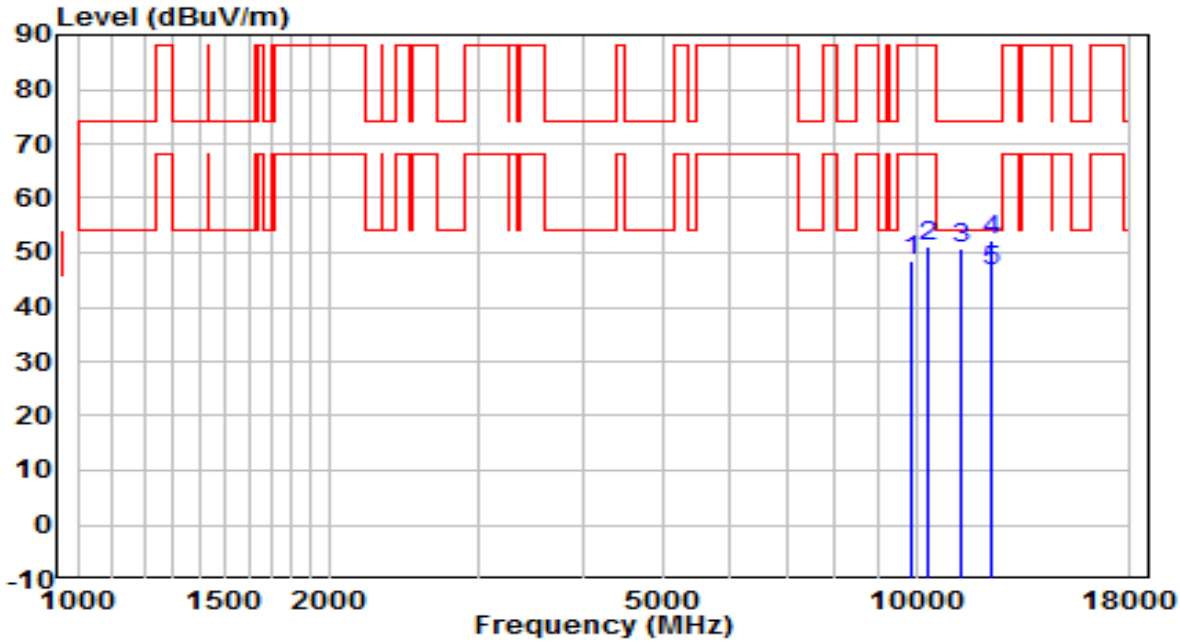

No		Frequency (MHz)	Reading (dBuV)	C.F (dB)	Measurement (dBuV/m)	Margin (dB)	Limit (dBuV/m)	Remark (QP/PK/AV)
1		9882.500	33.26	15.30	48.56	-39.64	88.20	Peak
2		10358.500	34.09	17.16	51.25	-36.95	88.20	Peak
3		11344.500	31.33	19.46	50.79	-23.21	74.00	Peak
4		12271.000	30.74	21.38	52.12	-21.88	74.00	Peak
5	*	12271.000	25.34	21.38	46.72	-7.28	54.00	Average

Note:

1. " *", means this data is the worst emission level.
2. C.F (Correction Factor) = Antenna Factor (dB)+ Cable Loss (dB)– Preamplifier(dB).
3. Measurement(dBuV/m) = Reading(dBuV) + C.F (Correction Factor).
4.The emission levels of other frequencies are very lower than the limit and not show in test report.

EUT	ACCESS POINT	Date of Test	2021-03-27
Factor	WZ-AC2_BBHA9120D_1-18GHz	Temp. / Humidity	23.2°C/43%
Polarity	Horizontal	Site / Test Engineer	AC2 / Hyde Yu
Test Mode	Transmit by 802.11ax-HE160 at Channel 6025MHz	Test Voltage	120V/60Hz

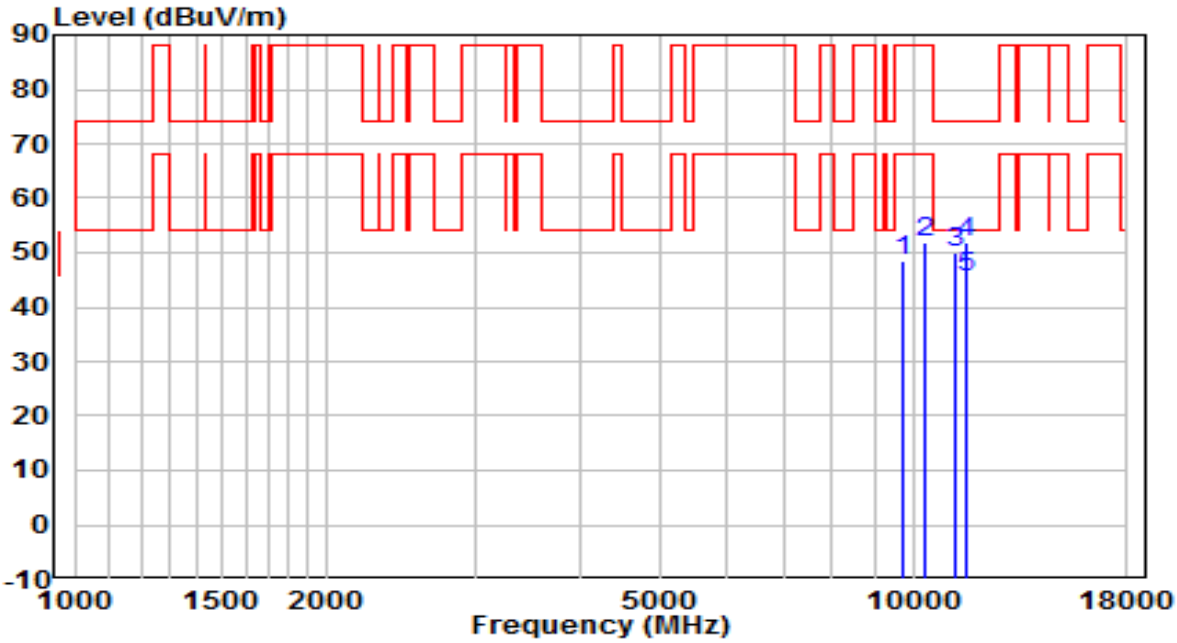

No		Frequency (MHz)	Reading (dBuV)	C.F (dB)	Measurement (dBuV/m)	Margin (dB)	Limit (dBuV/m)	Remark (QP/PK/AV)
1		9738.000	33.18	15.17	48.35	-39.85	88.20	Peak
2		10358.500	34.54	17.16	51.71	-36.49	88.20	Peak
3		11225.500	31.40	18.50	49.90	-24.10	74.00	Peak
4		11582.500	32.64	19.33	51.97	-22.03	74.00	Peak
5	*	11582.500	26.03	19.33	45.36	-8.64	54.00	Average

Note:

1. " *", means this data is the worst emission level.
2. C.F (Correction Factor) = Antenna Factor (dB)+ Cable Loss (dB)– Preamplifier(dB).
3. Measurement(dBuV/m) = Reading(dBuV) + C.F (Correction Factor).
4.The emission levels of other frequencies are very lower than the limit and not show in test report.

EUT	ACCESS POINT	Date of Test	2021-03-27
Factor	WZ-AC2_BBHA9120D_1-18GHz	Temp. / Humidity	23.2°C/43%
Polarity	Vertical	Site / Test Engineer	AC2 / Hyde Yu
Test Mode	Transmit by 802.11ax-HE160 at Channel 6025MHz	Test Voltage	120V/60Hz

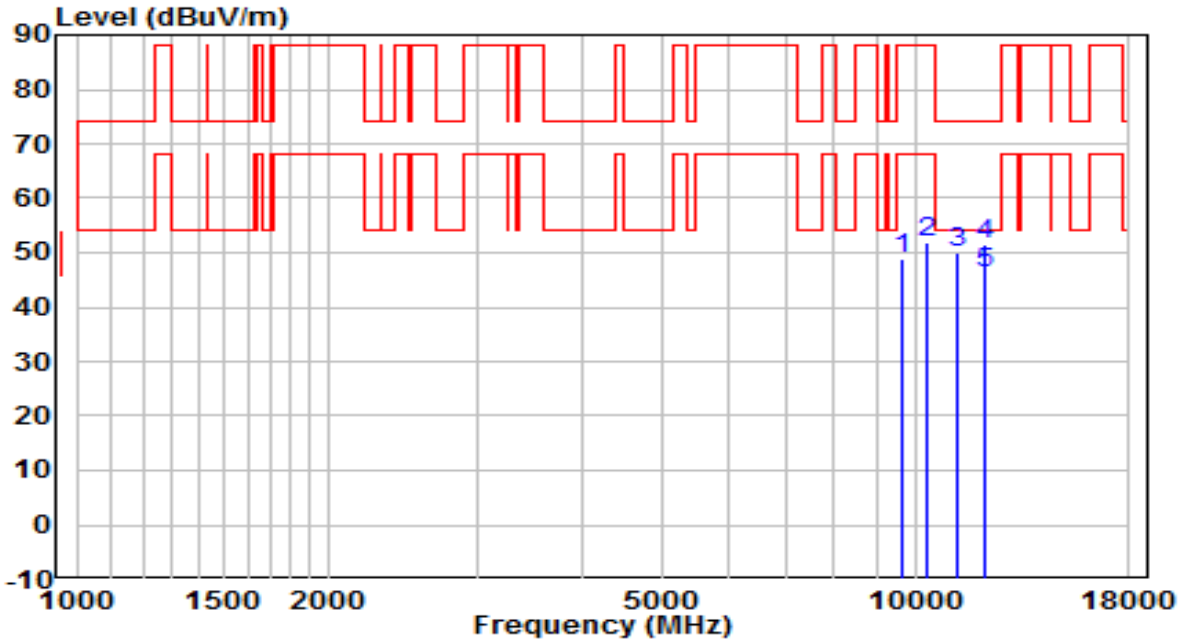

No		Frequency (MHz)	Reading (dBuV)	C.F (dB)	Measurement (dBuV/m)	Margin (dB)	Limit (dBuV/m)	Remark (QP/PK/AV)
1		9627.500	33.64	15.05	48.69	-39.51	88.20	Peak
2		10358.500	34.61	17.16	51.77	-36.43	88.20	Peak
3		11208.500	31.76	18.37	50.13	-23.87	74.00	Peak
4		12152.000	31.15	20.23	51.38	-22.62	74.00	Peak
5	*	12152.000	25.85	20.23	46.08	-7.92	54.00	Average

Note:

1. " *", means this data is the worst emission level.
2. C.F (Correction Factor) = Antenna Factor (dB)+ Cable Loss (dB)– Preamplifier(dB).
3. Measurement(dBuV/m) = Reading(dBuV) + C.F (Correction Factor).
4.The emission levels of other frequencies are very lower than the limit and not show in test report.

EUT	ACCESS POINT	Date of Test	2021-03-27
Factor	WZ-AC2_BBHA9120D_1-18GHz	Temp. / Humidity	23.2°C/43%
Polarity	Horizontal	Site / Test Engineer	AC2 / Hyde Yu
Test Mode	Transmit by 802.11ax-HE160 at Channel 6185MHz	Test Voltage	120V/60Hz

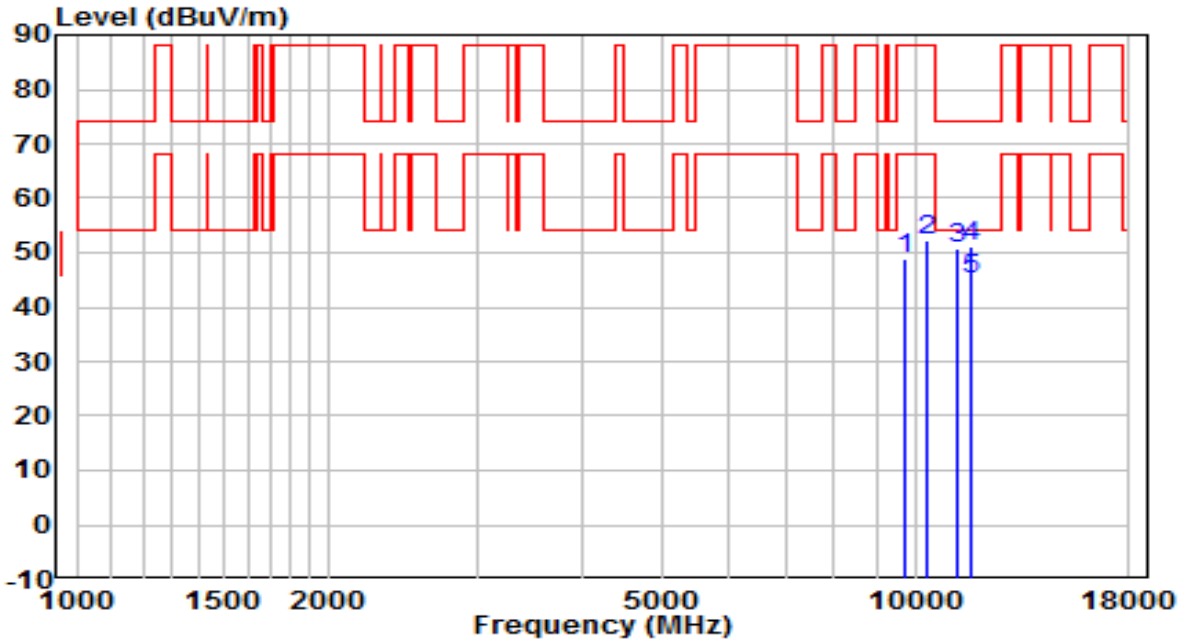

No		Frequency (MHz)	Reading (dBuV)	C.F (dB)	Measurement (dBuV/m)	Margin (dB)	Limit (dBuV/m)	Remark (QP/PK/AV)
1		9738.000	33.66	15.17	48.83	-39.37	88.20	Peak
2		10358.500	35.03	17.16	52.19	-36.01	88.20	Peak
3		11225.500	32.42	18.50	50.92	-23.08	74.00	Peak
4		11642.000	31.79	19.26	51.05	-22.95	74.00	Peak
5	*	11642.000	26.01	19.26	45.27	-8.73	54.00	Average

Note:

1. " *", means this data is the worst emission level.
2. C.F (Correction Factor) = Antenna Factor (dB)+ Cable Loss (dB)– Preamplifier(dB).
3. Measurement(dBuV/m) = Reading(dBuV) + C.F (Correction Factor).
4.The emission levels of other frequencies are very lower than the limit and not show in test report.

EUT	ACCESS POINT	Date of Test	2021-03-27
Factor	WZ-AC2_BBHA9120D_1-18GHz	Temp. / Humidity	23.2°C/43%
Polarity	Vertical	Site / Test Engineer	AC2 / Hyde Yu
Test Mode	Transmit by 802.11ax-HE160 at Channel 6185MHz	Test Voltage	120V/60Hz

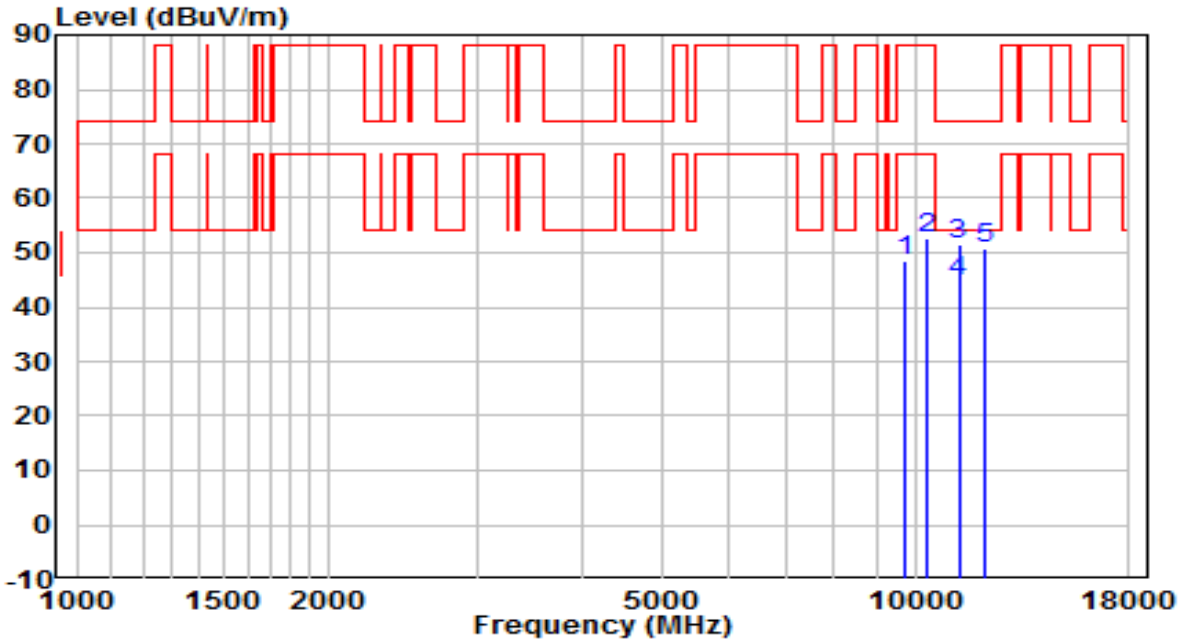

No		Frequency (MHz)	Reading (dBuV)	C.F (dB)	Measurement (dBuV/m)	Margin (dB)	Limit (dBuV/m)	Remark (QP/PK/AV)
1		9729.500	33.13	15.19	48.33	-39.87	88.20	Peak
2		10358.500	35.37	17.16	52.53	-35.67	88.20	Peak
3		11268.000	32.83	18.84	51.66	-22.34	74.00	Peak
4	*	11268.000	25.72	18.84	44.56	-9.44	54.00	Average
5		12075.500	31.37	19.49	50.86	-23.14	74.00	Peak

Note:

1. " *", means this data is the worst emission level.
2. C.F (Correction Factor) = Antenna Factor (dB)+ Cable Loss (dB)– Preamplifier(dB).
3. Measurement(dBuV/m) = Reading(dBuV) + C.F (Correction Factor).
4.The emission levels of other frequencies are very lower than the limit and not show in test report.

EUT	ACCESS POINT	Date of Test	2021-03-27
Factor	WZ-AC2_BBHA9120D_1-18GHz	Temp. / Humidity	23.2°C/43%
Polarity	Horizontal	Site / Test Engineer	AC2 / Hyde Yu
Test Mode	Transmit by 802.11ax-HE160 at Channel 6345MHz	Test Voltage	120V/60Hz

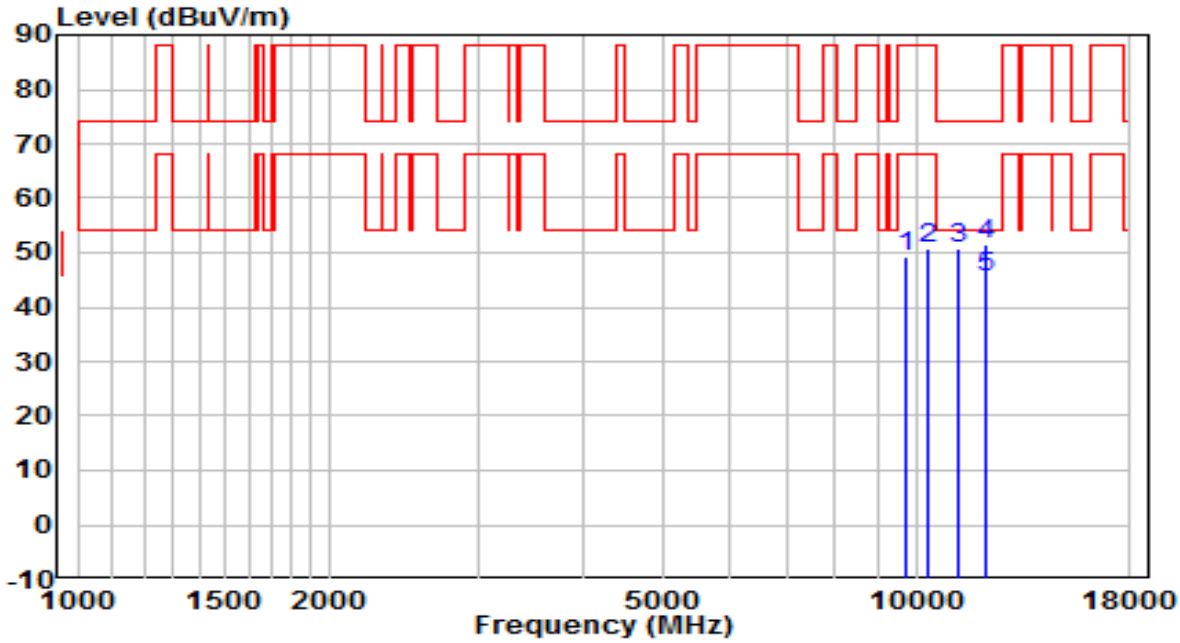

No		Frequency (MHz)	Reading (dBuV)	C.F (dB)	Measurement (dBuV/m)	Margin (dB)	Limit (dBuV/m)	Remark (QP/PK/AV)
1		9721.000	34.23	15.05	49.28	-38.92	88.20	Peak
2		10358.500	33.56	17.16	50.72	-37.48	88.20	Peak
3		11259.500	31.85	19.05	50.90	-23.10	74.00	Peak
4		12092.500	31.99	19.43	51.42	-22.58	74.00	Peak
5	*	12092.500	25.86	19.43	45.29	-8.71	54.00	Average

Note:

1. " *", means this data is the worst emission level.
2. C.F (Correction Factor) = Antenna Factor (dB)+ Cable Loss (dB)– Preamplifier(dB).
3. Measurement(dBuV/m) = Reading(dBuV) + C.F (Correction Factor).
4.The emission levels of other frequencies are very lower than the limit and not show in test report.

EUT	ACCESS POINT	Date of Test	2021-03-27
Factor	WZ-AC2_BBHA9120D_1-18GHz	Temp. / Humidity	23.2°C/43%
Polarity	Vertical	Site / Test Engineer	AC2 / Hyde Yu
Test Mode	Transmit by 802.11ax-HE160 at Channel 6345MHz	Test Voltage	120V/60Hz

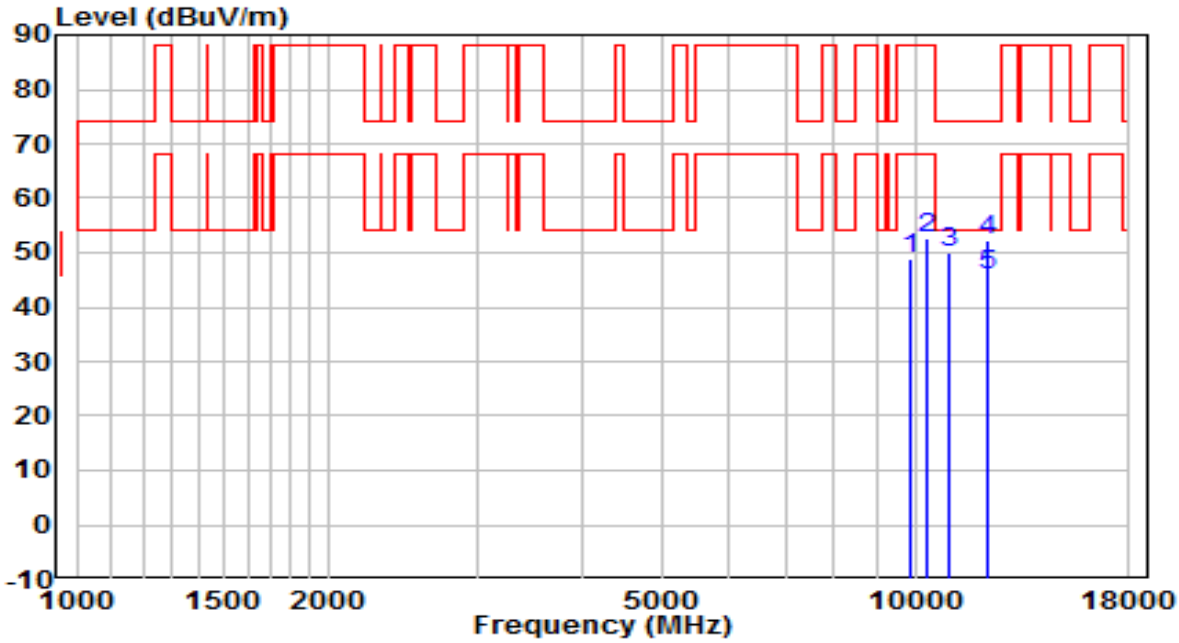

No		Frequency (MHz)	Reading (dBuV)	C.F (dB)	Measurement (dBuV/m)	Margin (dB)	Limit (dBuV/m)	Remark (QP/PK/AV)
1		9891.000	33.29	15.44	48.72	-39.48	88.20	Peak
2		10358.500	35.54	17.16	52.70	-35.50	88.20	Peak
3		10979.000	31.65	18.41	50.07	-23.93	74.00	Peak
4		12169.000	32.47	19.96	52.43	-21.57	74.00	Peak
5	*	12169.000	25.73	19.96	45.69	-8.31	54.00	Average

Note:

1. " *", means this data is the worst emission level.
2. C.F (Correction Factor) = Antenna Factor (dB)+ Cable Loss (dB)– Preamplifier(dB).
3. Measurement(dBuV/m) = Reading(dBuV) + C.F (Correction Factor).
4.The emission levels of other frequencies are very lower than the limit and not show in test report.

EUT	ACCESS POINT	Date of Test	2021-03-27
Factor	WZ-AC2_BBHA9120D_1-18GHz	Temp. / Humidity	23.2°C/43%
Polarity	Horizontal	Site / Test Engineer	AC2 / Hyde Yu
Test Mode	Transmit by 802.11ax-HE160 at Channel 6505MHz	Test Voltage	120V/60Hz

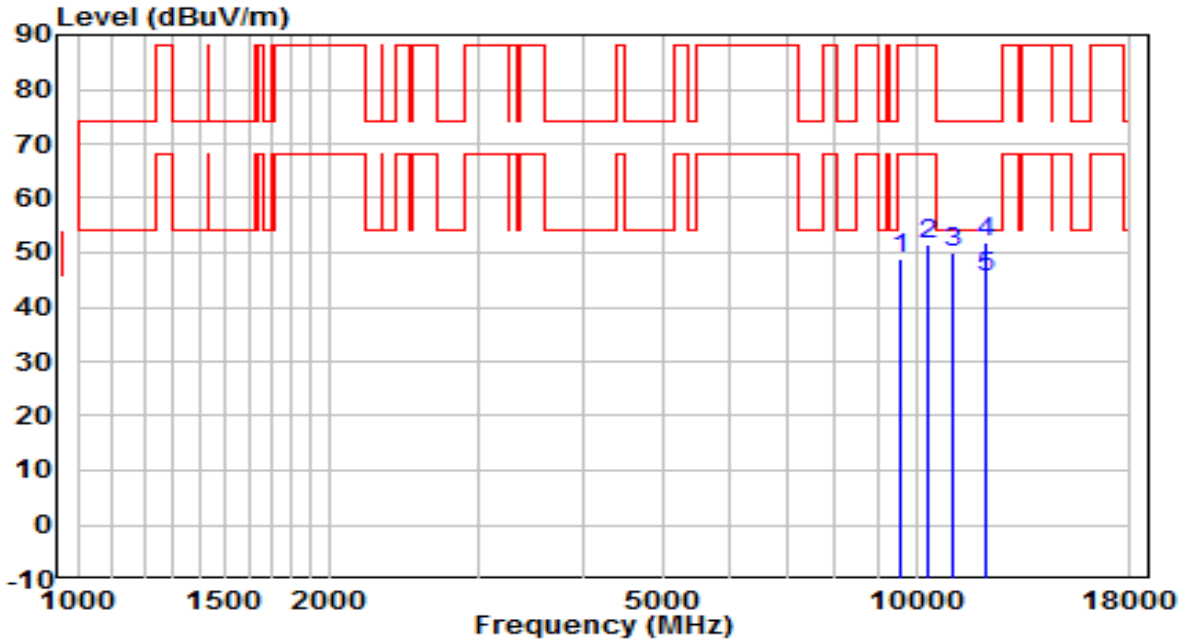

No		Frequency (MHz)	Reading (dBuV)	C.F (dB)	Measurement (dBuV/m)	Margin (dB)	Limit (dBuV/m)	Remark (QP/PK/AV)
1		9585.000	33.99	14.95	48.95	-39.25	88.20	Peak
2		10358.500	34.53	17.16	51.69	-36.51	88.20	Peak
3		11064.000	31.88	18.28	50.16	-23.84	74.00	Peak
4		12126.500	31.90	19.83	51.73	-22.27	74.00	Peak
5	*	12126.500	25.61	19.83	45.44	-8.56	54.00	Average

Note:

1. " *", means this data is the worst emission level.
2. C.F (Correction Factor) = Antenna Factor (dB)+ Cable Loss (dB)– Preamplifier(dB).
3. Measurement(dBuV/m) = Reading(dBuV) + C.F (Correction Factor).
4.The emission levels of other frequencies are very lower than the limit and not show in test report.

EUT	ACCESS POINT	Date of Test	2021-03-27
Factor	WZ-AC2_BBHA9120D_1-18GHz	Temp. / Humidity	23.2°C/43%
Polarity	Vertical	Site / Test Engineer	AC2 / Hyde Yu
Test Mode	Transmit by 802.11ax-HE160 at Channel 6505MHz	Test Voltage	120V/60Hz

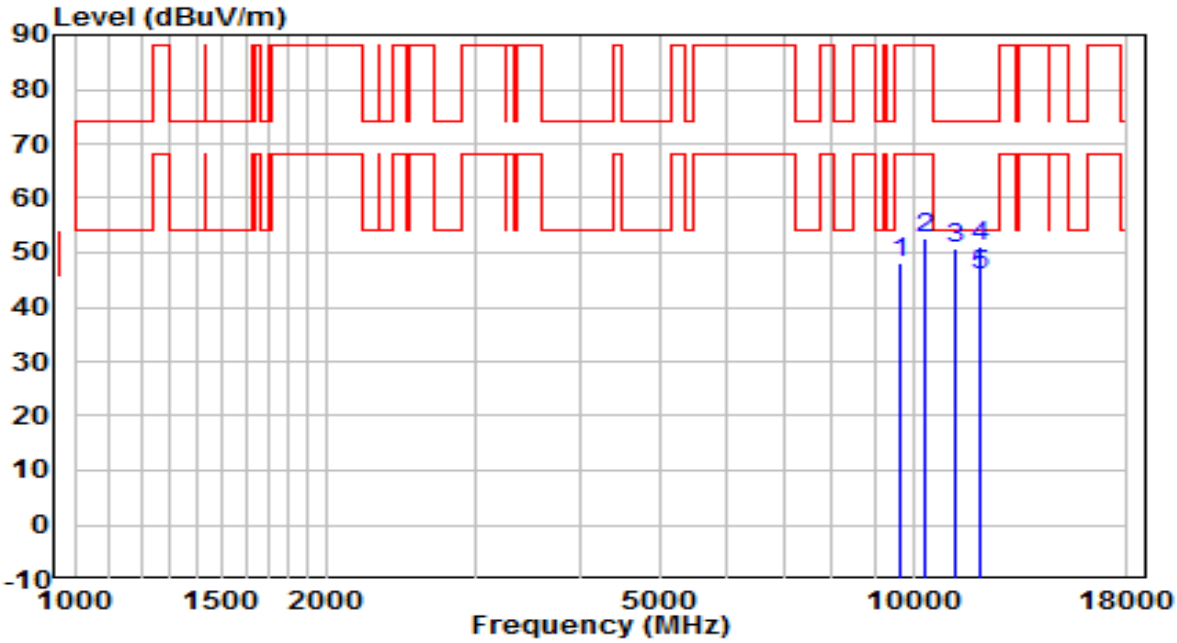

No		Frequency (MHz)	Reading (dBuV)	C.F (dB)	Measurement (dBuV/m)	Margin (dB)	Limit (dBuV/m)	Remark (QP/PK/AV)
1		9644.500	33.42	14.80	48.22	-39.98	88.20	Peak
2		10358.500	35.62	17.16	52.78	-35.42	88.20	Peak
3		11242.500	31.65	18.96	50.61	-23.39	74.00	Peak
4		12058.500	31.51	19.72	51.24	-22.76	74.00	Peak
5	*	12058.500	26.02	19.72	45.74	-8.26	54.00	Average

Note:

1. " *", means this data is the worst emission level.
2. C.F (Correction Factor) = Antenna Factor (dB)+ Cable Loss (dB)– Preamplifier(dB).
3. Measurement(dBuV/m) = Reading(dBuV) + C.F (Correction Factor).
4.The emission levels of other frequencies are very lower than the limit and not show in test report.

EUT	ACCESS POINT	Date of Test	2021-03-27
Factor	WZ-AC2_BBHA9120D_1-18GHz	Temp. / Humidity	23.2°C/43%
Polarity	Horizontal	Site / Test Engineer	AC2 / Hyde Yu
Test Mode	Transmit by 802.11ax-HE160 at Channel 6665MHz	Test Voltage	120V/60Hz

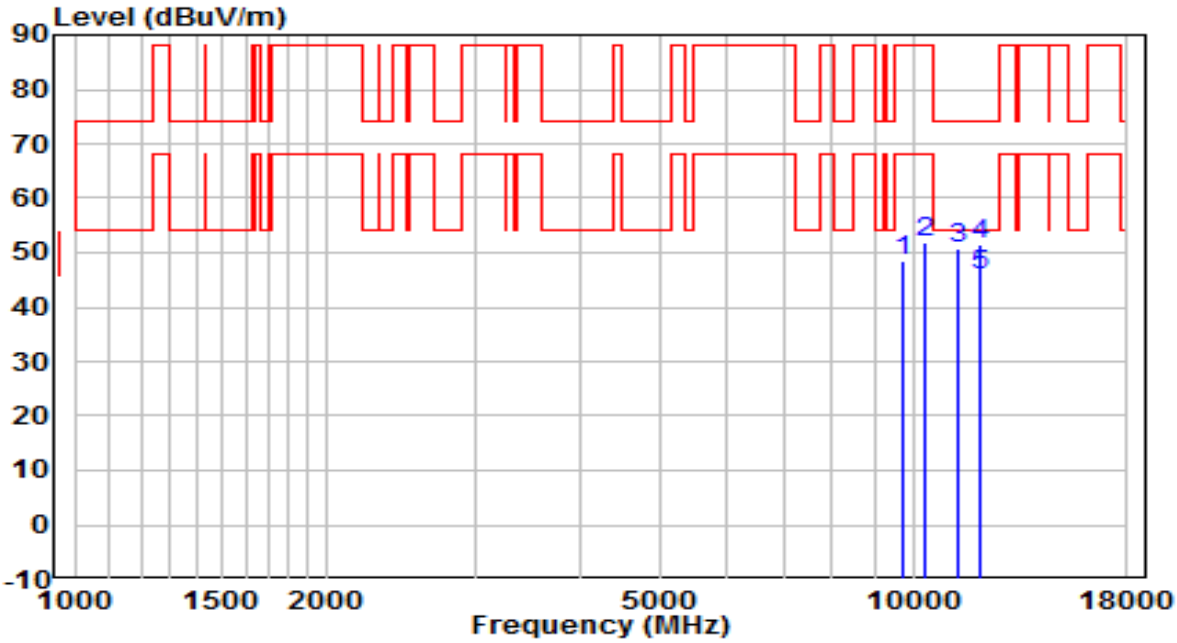

No		Frequency (MHz)	Reading (dBuV)	C.F (dB)	Measurement (dBuV/m)	Margin (dB)	Limit (dBuV/m)	Remark (QP/PK/AV)
1		9738.000	33.21	15.17	48.38	-39.82	88.20	Peak
2		10358.500	34.78	17.16	51.94	-36.26	88.20	Peak
3		11285.000	32.12	18.51	50.63	-23.37	74.00	Peak
4		12041.500	31.69	19.74	51.43	-22.57	74.00	Peak
5	*	12041.500	26.00	19.74	45.74	-8.26	54.00	Average

Note:

1. " *", means this data is the worst emission level.
2. C.F (Correction Factor) = Antenna Factor (dB)+ Cable Loss (dB)– Preamplifier(dB).
3. Measurement(dBuV/m) = Reading(dBuV) + C.F (Correction Factor).
4.The emission levels of other frequencies are very lower than the limit and not show in test report.

EUT	ACCESS POINT	Date of Test	2021-03-27
Factor	WZ-AC2_BBHA9120D_1-18GHz	Temp. / Humidity	23.2°C/43%
Polarity	Vertical	Site / Test Engineer	AC2 / Hyde Yu
Test Mode	Transmit by 802.11ax-HE160 at Channel 6665MHz	Test Voltage	120V/60Hz

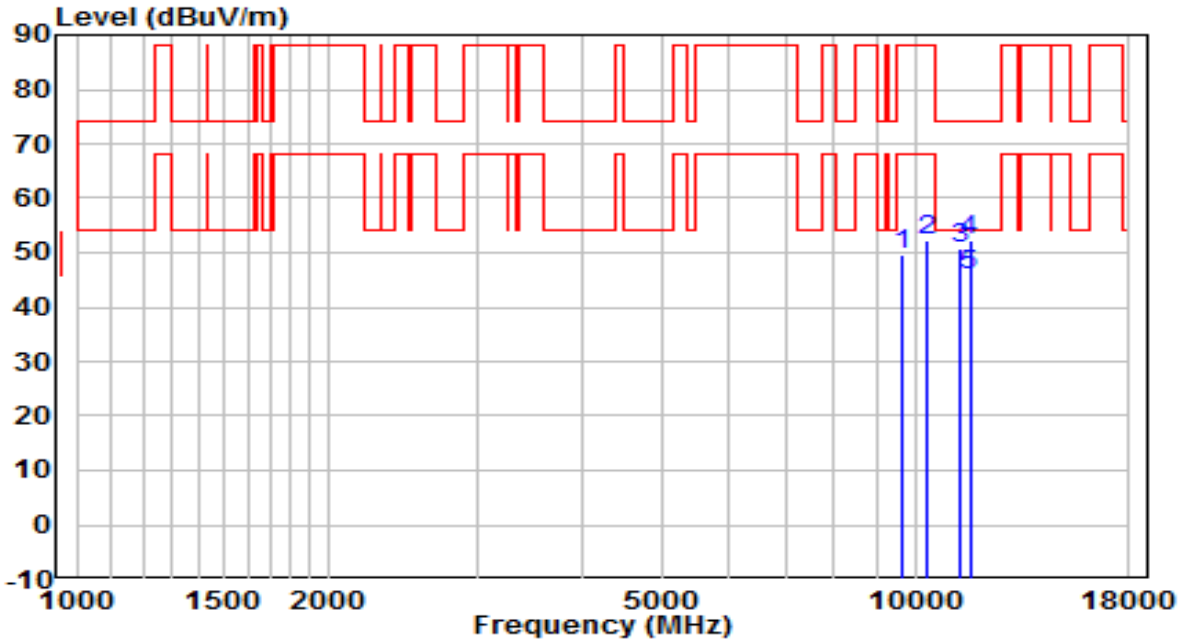

No		Frequency (MHz)	Reading (dBuV)	C.F (dB)	Measurement (dBuV/m)	Margin (dB)	Limit (dBuV/m)	Remark (QP/PK/AV)
1		9670.000	34.53	14.98	49.51	-38.69	88.20	Peak
2		10358.500	35.12	17.16	52.28	-35.92	88.20	Peak
3		11285.000	32.09	18.51	50.60	-23.40	74.00	Peak
4		11616.500	32.39	19.88	52.27	-21.73	74.00	Peak
5	*	11616.500	25.88	19.88	45.76	-8.24	54.00	Average

Note:

1. " *", means this data is the worst emission level.
2. C.F (Correction Factor) = Antenna Factor (dB)+ Cable Loss (dB)– Preamplifier(dB).
3. Measurement(dBuV/m) = Reading(dBuV) + C.F (Correction Factor).
4.The emission levels of other frequencies are very lower than the limit and not show in test report.

EUT	ACCESS POINT	Date of Test	2021-03-27
Factor	WZ-AC2_BBHA9120D_1-18GHz	Temp. / Humidity	23.2°C/43%
Polarity	Horizontal	Site / Test Engineer	AC2 / Hyde Yu
Test Mode	Transmit by 802.11ax-HE160 at Channel 6825MHz	Test Voltage	120V/60Hz

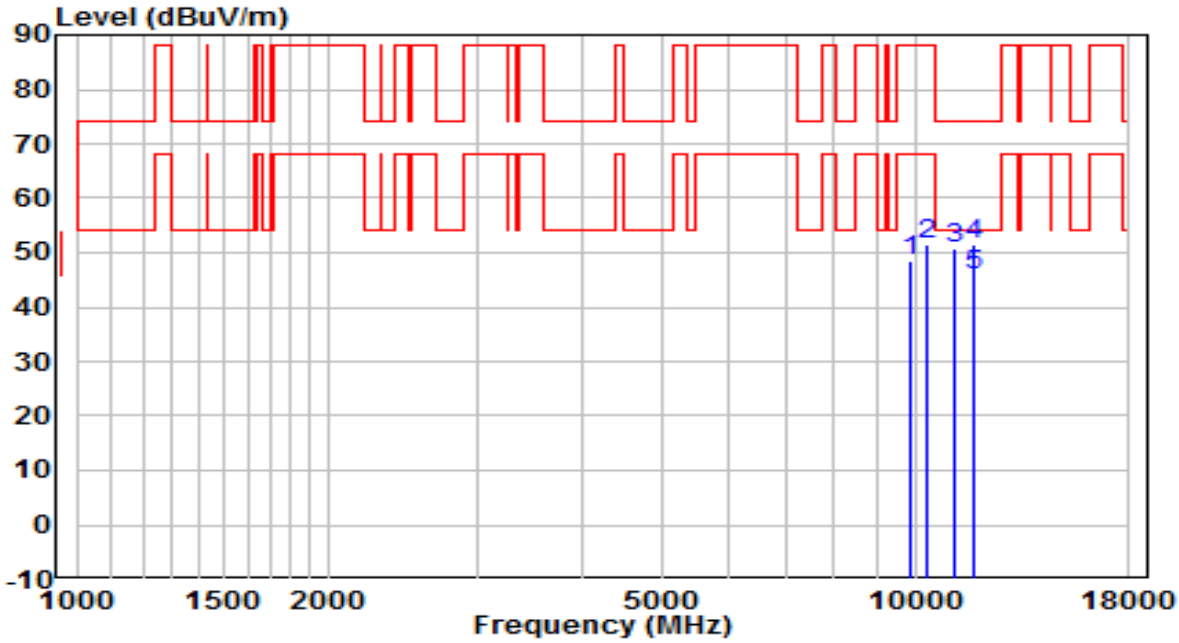

No		Frequency (MHz)	Reading (dBuV)	C.F (dB)	Measurement (dBuV/m)	Margin (dB)	Limit (dBuV/m)	Remark (QP/PK/AV)
1		9882.500	33.23	15.30	48.54	-39.66	88.20	Peak
2		10358.500	34.30	17.16	51.46	-36.74	88.20	Peak
3		11140.500	32.21	18.41	50.62	-23.38	74.00	Peak
4		11710.000	31.22	20.16	51.39	-22.61	74.00	Peak
5	*	11710.000	25.61	20.16	45.77	-8.23	54.00	Average

Note:

1. " *", means this data is the worst emission level.
2. C.F (Correction Factor) = Antenna Factor (dB)+ Cable Loss (dB)– Preamplifier(dB).
3. Measurement(dBuV/m) = Reading(dBuV) + C.F (Correction Factor).
4.The emission levels of other frequencies are very lower than the limit and not show in test report.

EUT	ACCESS POINT	Date of Test	2021-03-27
Factor	WZ-AC2_BBHA9120D_1-18GHz	Temp. / Humidity	23.2°C/43%
Polarity	Vertical	Site / Test Engineer	AC2 / Hyde Yu
Test Mode	Transmit by 802.11ax-HE160 at Channel 6825MHz	Test Voltage	120V/60Hz

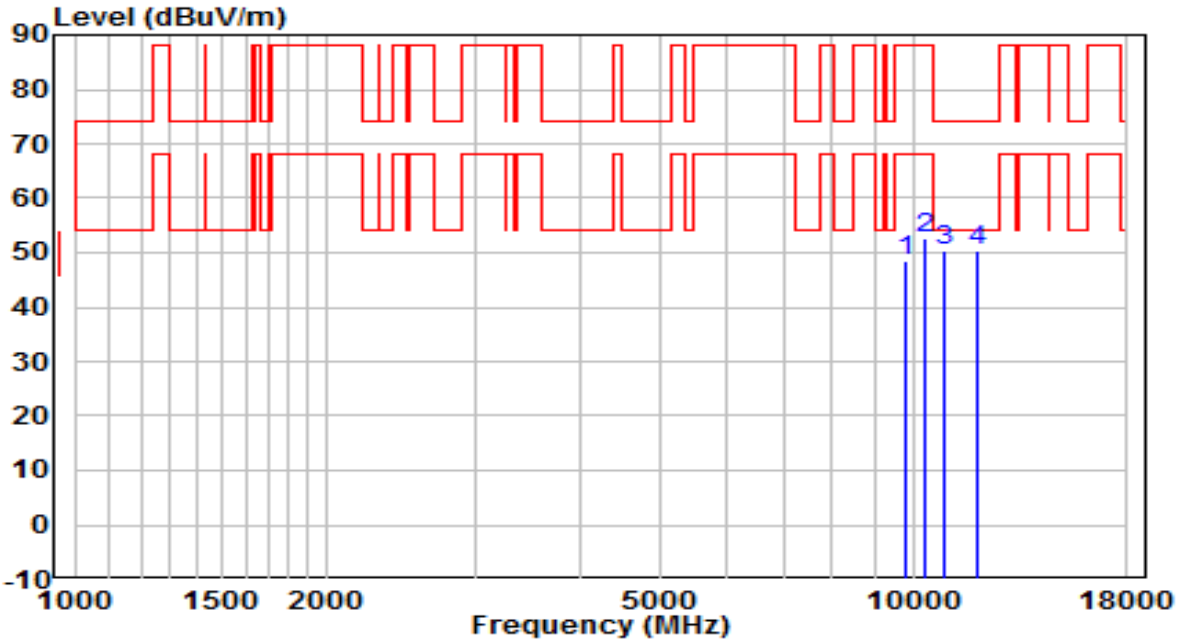

No		Frequency (MHz)	Reading (dBuV)	C.F (dB)	Measurement (dBuV/m)	Margin (dB)	Limit (dBuV/m)	Remark (QP/PK/AV)
1		9814.500	33.52	15.13	48.65	-39.55	88.20	Peak
2		10358.500	35.50	17.16	52.66	-35.54	88.20	Peak
3		10885.500	31.86	18.44	50.30	-23.70	74.00	Peak
4	*	11948.000	30.16	20.31	50.47	-23.53	74.00	Peak

Note:

1. " *", means this data is the worst emission level.
2. C.F (Correction Factor) = Antenna Factor (dB)+ Cable Loss (dB)– Preamplifier(dB).
3. Measurement(dBuV/m) = Reading(dBuV) + C.F (Correction Factor).
4.The emission levels of other frequencies are very lower than the limit and not show in test report.

EUT	ACCESS POINT	Date of Test	2021-03-27
Factor	WZ-AC2_BBHA9120D_1-18GHz	Temp. / Humidity	23.2°C/43%
Polarity	Horizontal	Site / Test Engineer	AC2 / Hyde Yu
Test Mode	Transmit by 802.11ax-HE160 at Channel 6985MHz	Test Voltage	120V/60Hz

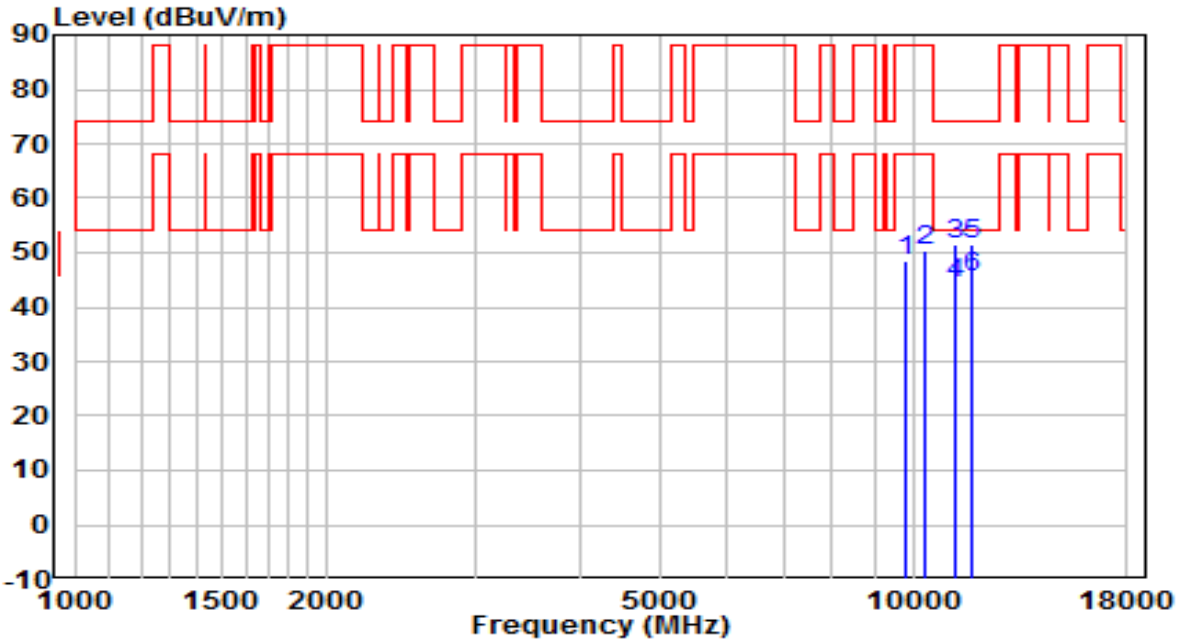

No		Frequency (MHz)	Reading (dBuV)	C.F (dB)	Measurement (dBuV/m)	Margin (dB)	Limit (dBuV/m)	Remark (QP/PK/AV)
1		9814.500	33.46	15.13	48.59	-39.61	88.20	Peak
2		10358.500	33.40	17.16	50.56	-37.64	88.20	Peak
3		11191.500	32.88	18.46	51.34	-22.66	74.00	Peak
4		11191.500	26.03	18.46	44.49	-9.51	54.00	Average
5		11744.000	32.12	19.56	51.68	-22.32	74.00	Peak
6	*	11744.000	25.76	19.56	45.32	-8.68	54.00	Average

Note:

1. " *", means this data is the worst emission level.
2. C.F (Correction Factor) = Antenna Factor (dB)+ Cable Loss (dB)– Preamplifier(dB).
3. Measurement(dBuV/m) = Reading(dBuV) + C.F (Correction Factor).
4.The emission levels of other frequencies are very lower than the limit and not show in test report.

EUT	ACCESS POINT	Date of Test	2021-03-27
Factor	WZ-AC2_BBHA9120D_1-18GHz	Temp. / Humidity	23.2°C/43%
Polarity	Vertical	Site / Test Engineer	AC2 / Hyde Yu
Test Mode	Transmit by 802.11ax-HE160 at Channel 6985MHz	Test Voltage	120V/60Hz

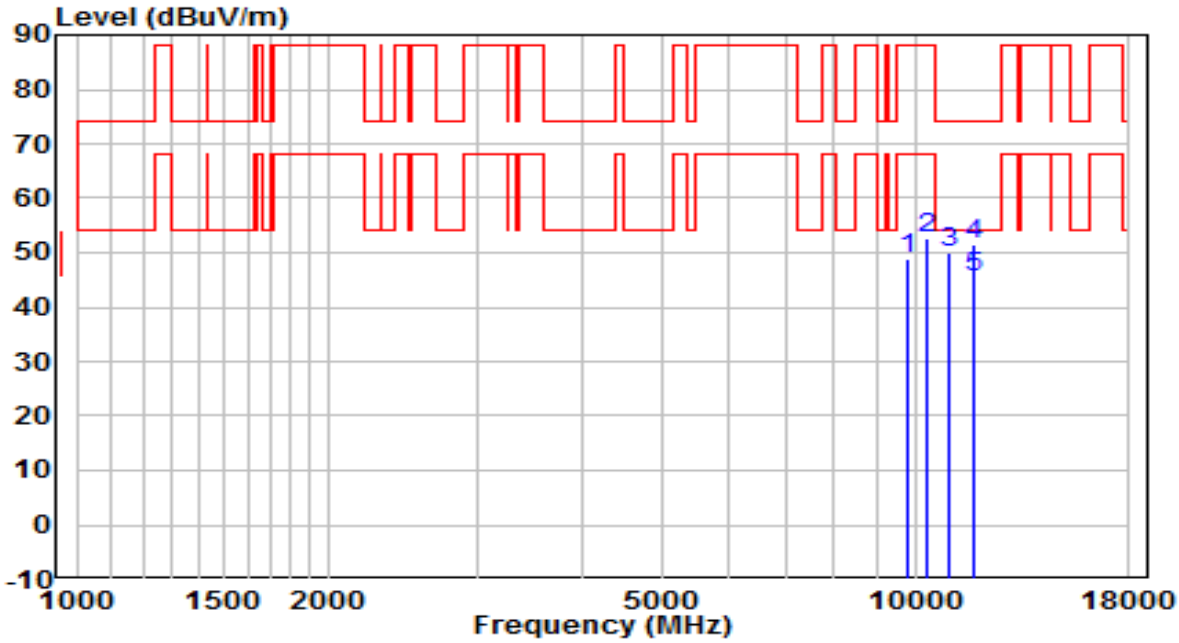

No		Frequency (MHz)	Reading (dBuV)	C.F (dB)	Measurement (dBuV/m)	Margin (dB)	Limit (dBuV/m)	Remark (QP/PK/AV)
1		9823.000	33.73	15.22	48.95	-39.25	88.20	Peak
2		10358.500	35.61	17.16	52.77	-35.43	88.20	Peak
3		10945.000	31.06	18.79	49.85	-24.15	74.00	Peak
4		11761.000	31.21	20.35	51.56	-22.44	74.00	Peak
5	*	11761.000	25.22	20.35	45.57	-8.43	54.00	Average

Note:

1. " *", means this data is the worst emission level.
2. C.F (Correction Factor) = Antenna Factor (dB)+ Cable Loss (dB)– Preamplifier(dB).
3. Measurement(dBuV/m) = Reading(dBuV) + C.F (Correction Factor).
4.The emission levels of other frequencies are very lower than the limit and not show in test report.

Type B Filter Configuration

EUT	ACCESS POINT	Date of Test	2021-05-09
Factor	WZ-AC2_BBHA9120D_1-18GHz	Temp. / Humidity	23.2°C/43%
Polarity	Horizontal	Site / Test Engineer	AC2 / Jason Gao
Test Mode	Transmit by 802.11ax-HE20 at Channel 5955MHz	Test Voltage	120V/60Hz

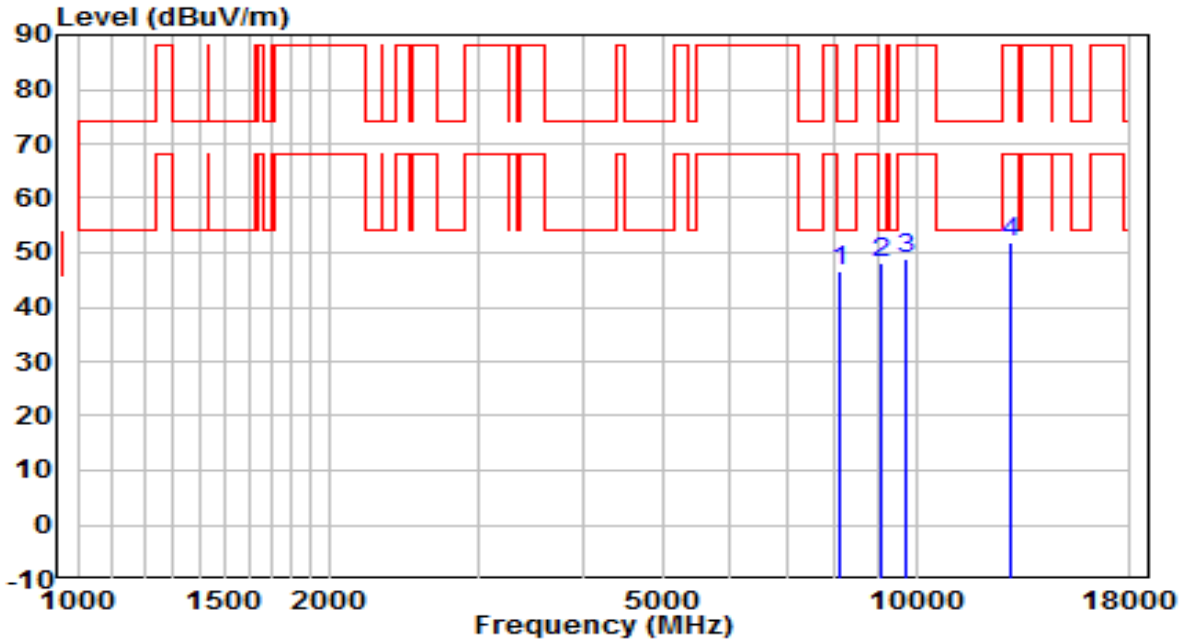

No		Frequency (MHz)	Reading (dBuV)	C.F (dB)	Measurement (dBuV/m)	Margin (dB)	Limit (dBuV/m)	Remark (QP/PK/AV)
1		8114.500	33.92	12.54	46.46	-27.54	74.00	Peak
2	*	9100.500	33.49	14.69	48.18	-25.82	74.00	Peak
3		9738.000	33.68	15.17	48.85	-39.35	88.20	Peak
4		12942.500	31.77	19.97	51.74	-36.46	88.20	Peak

Note:

1. " *", means this data is the worst emission level.
2. C.F (Correction Factor) = Antenna Factor (dB)+ Cable Loss (dB)– Preamplifier(dB).
3. Measurement(dBuV/m) = Reading(dBuV) + C.F (Correction Factor).
4.The emission levels of other frequencies are very lower than the limit and not show in test report.

EUT	ACCESS POINT	Date of Test	2021-05-09
Factor	WZ-AC2_BBHA9120D_1-18GHz	Temp. / Humidity	23.2°C/43%
Polarity	Vertical	Site / Test Engineer	AC2 / Jason Gao
Test Mode	Transmit by 802.11ax-HE20 at Channel 5955MHz	Test Voltage	120V/60Hz

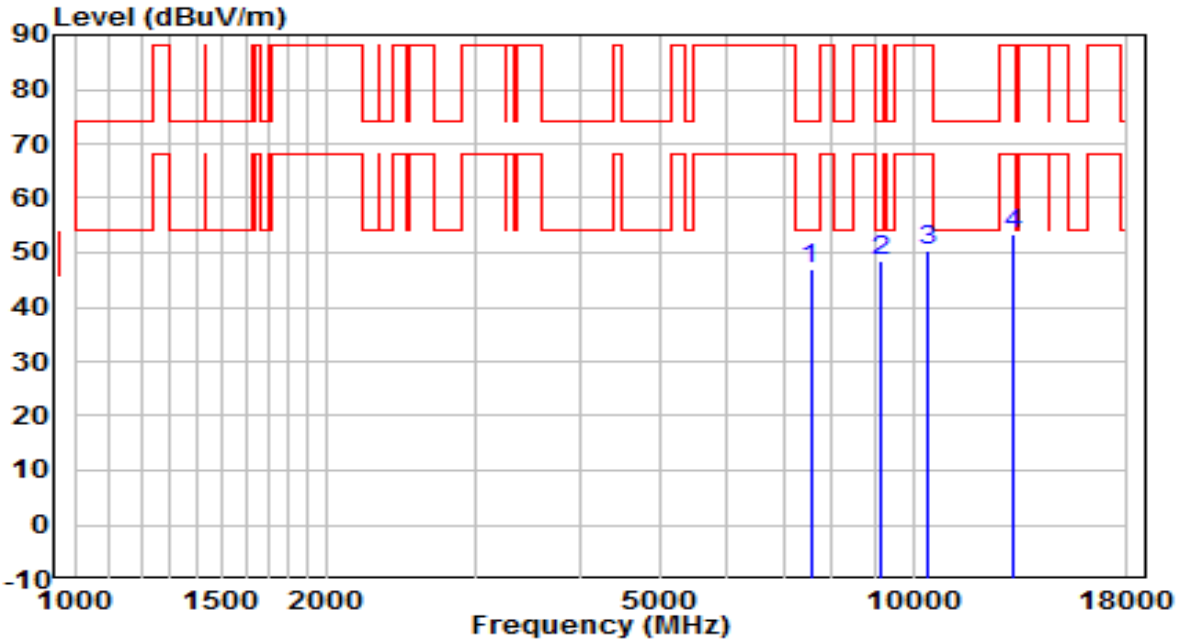

No		Frequency (MHz)	Reading (dBuV)	C.F (dB)	Measurement (dBuV/m)	Margin (dB)	Limit (dBuV/m)	Remark (QP/PK/AV)
1		7545.000	34.59	12.31	46.90	-27.10	74.00	Peak
2	*	9134.500	33.63	14.72	48.35	-25.65	74.00	Peak
3		10418.000	32.97	17.24	50.20	-38.00	88.20	Peak
4		13129.500	32.53	20.74	53.27	-34.93	88.20	Peak

Note:

1. " *", means this data is the worst emission level.
2. C.F (Correction Factor) = Antenna Factor (dB)+ Cable Loss (dB)– Preamplifier(dB).
3. Measurement(dBuV/m) = Reading(dBuV) + C.F (Correction Factor).
4.The emission levels of other frequencies are very lower than the limit and not show in test report.

EUT	ACCESS POINT	Date of Test	2021-05-09
Factor	WZ-AC2_BBHA9120D_1-18GHz	Temp. / Humidity	23.2°C/43%
Polarity	Horizontal	Site / Test Engineer	AC2 / Jason Gao
Test Mode	Transmit by 802.11ax-HE20 at Channel 7095MHz	Test Voltage	120V/60Hz

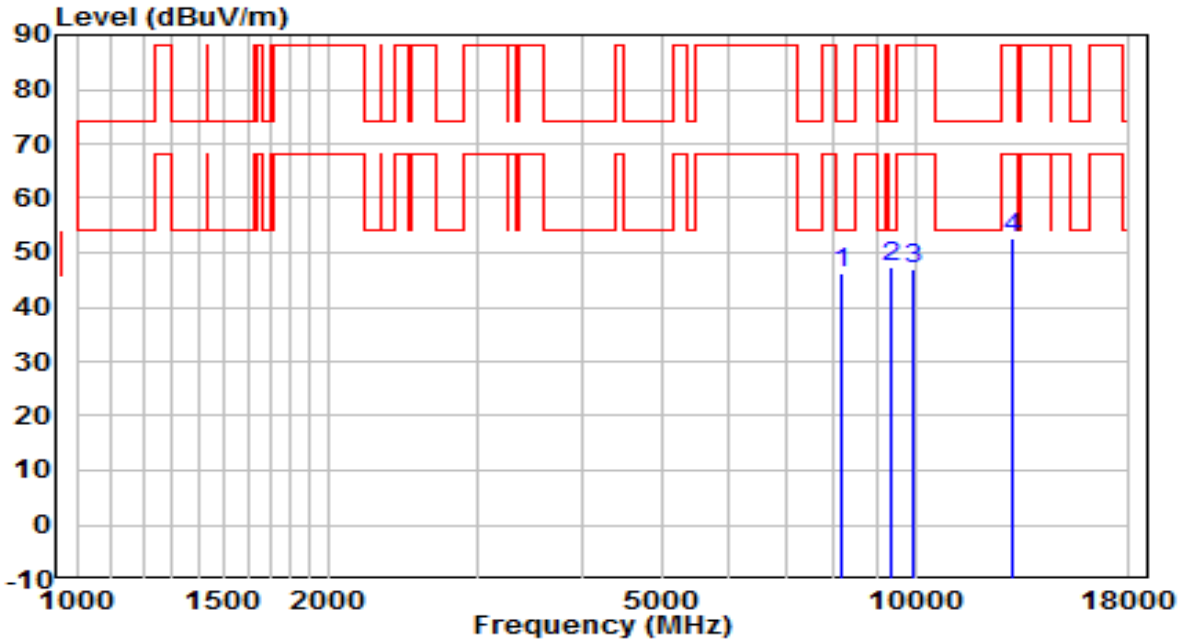

No		Frequency (MHz)	Reading (dBuV)	C.F (dB)	Measurement (dBuV/m)	Margin (dB)	Limit (dBuV/m)	Remark (QP/PK/AV)
1		8140.000	33.96	12.34	46.30	-27.70	74.00	Peak
2	*	9355.500	32.62	14.87	47.49	-26.51	74.00	Peak
3		9916.500	31.51	15.57	47.08	-41.12	88.20	Peak
4		13027.500	32.27	20.28	52.54	-35.66	88.20	Peak

Note:

1. " *", means this data is the worst emission level.
2. C.F (Correction Factor) = Antenna Factor (dB)+ Cable Loss (dB)– Preamplifier(dB).
3. Measurement(dBuV/m) = Reading(dBuV) + C.F (Correction Factor).
4.The emission levels of other frequencies are very lower than the limit and not show in test report.

EUT	ACCESS POINT	Date of Test	2021-05-09
Factor	WZ-AC2_BBHA9120D_1-18GHz	Temp. / Humidity	23.2°C/43%
Polarity	Vertical	Site / Test Engineer	AC2 / Jason Gao
Test Mode	Transmit by 802.11ax-HE20 at Channel 7095MHz	Test Voltage	120V/60Hz

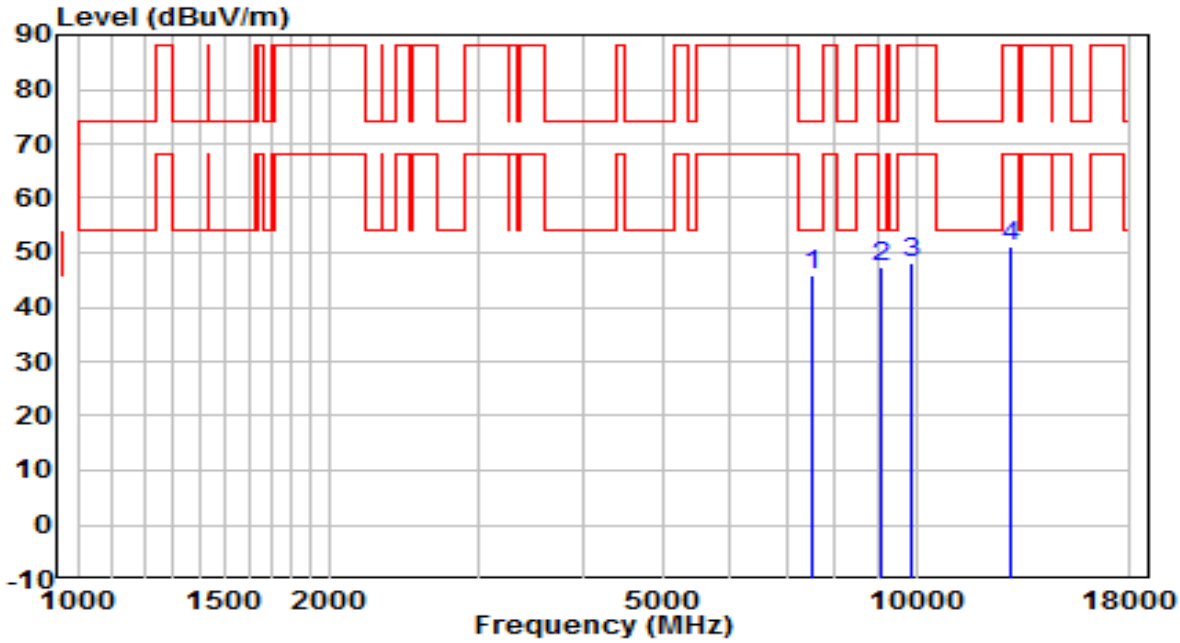

No		Frequency (MHz)	Reading (dBuV)	C.F (dB)	Measurement (dBuV/m)	Margin (dB)	Limit (dBuV/m)	Remark (QP/PK/AV)
1		7502.500	33.85	12.03	45.88	-28.12	74.00	Peak
2	*	9092.000	32.78	14.47	47.24	-26.76	74.00	Peak
3		9882.500	32.72	15.30	48.03	-40.17	88.20	Peak
4		13002.000	30.91	20.23	51.14	-37.06	88.20	Peak

Note:

1. " *", means this data is the worst emission level.
2. C.F (Correction Factor) = Antenna Factor (dB)+ Cable Loss (dB)– Preamplifier(dB).
3. Measurement(dBuV/m) = Reading(dBuV) + C.F (Correction Factor).
4.The emission levels of other frequencies are very lower than the limit and not show in test report.

EUT	ACCESS POINT	Date of Test	2021-05-09
Factor	WZ-AC2_BBHA9120D_1-18GHz	Temp. / Humidity	23.2°C/43%
Polarity	Horizontal	Site / Test Engineer	AC2 / Jason Gao
Test Mode	Transmit by 802.11ax-HE40 at Channel 5965MHz	Test Voltage	120V/60Hz

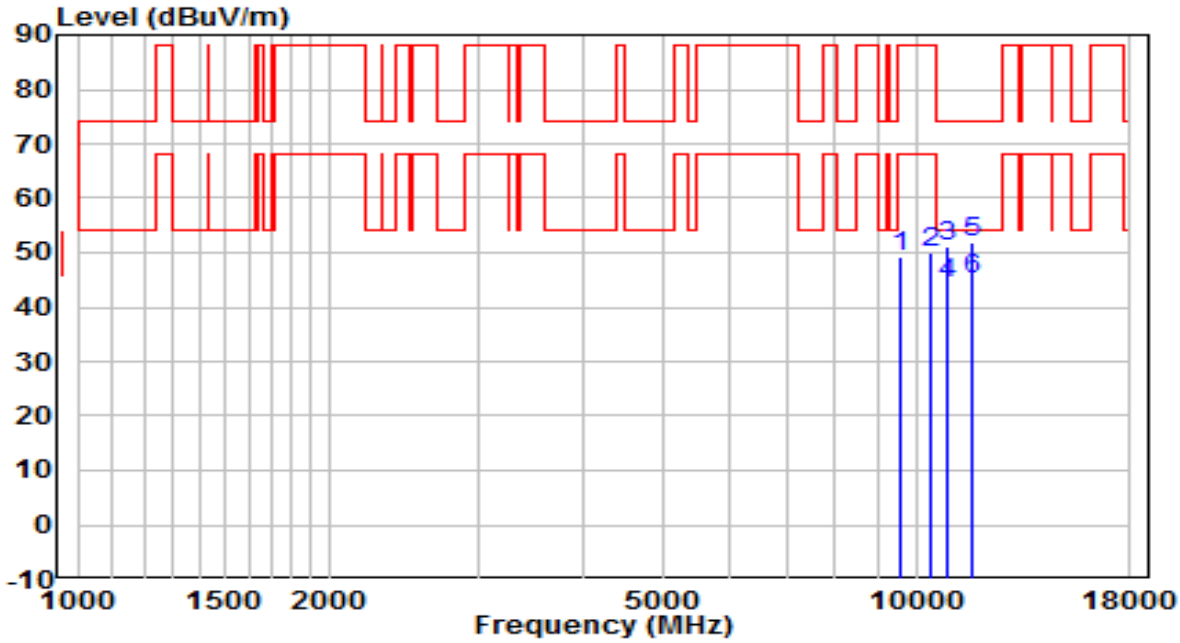

No		Frequency (MHz)	Reading (dBuV)	C.F (dB)	Measurement (dBuV/m)	Margin (dB)	Limit (dBuV/m)	Remark (QP/PK/AV)
1		9576.500	34.40	14.88	49.28	-38.92	88.20	Peak
2		10418.000	32.79	17.24	50.03	-38.17	88.20	Peak
3		10919.500	32.99	18.11	51.10	-22.90	74.00	Peak
4		10919.500	26.13	18.11	44.24	-9.76	54.00	Average
5		11633.500	32.45	19.36	51.81	-22.19	74.00	Peak
6	*	11633.500	25.76	19.36	45.12	-8.88	54.00	Average

Note:

1. " *", means this data is the worst emission level.
2. C.F (Correction Factor) = Antenna Factor (dB)+ Cable Loss (dB)– Preamplifier(dB).
3. Measurement(dBuV/m) = Reading(dBuV) + C.F (Correction Factor).
4.The emission levels of other frequencies are very lower than the limit and not show in test report.

EUT	ACCESS POINT	Date of Test	2021-05-09
Factor	WZ-AC2_BBHA9120D_1-18GHz	Temp. / Humidity	23.2°C/43%
Polarity	Vertical	Site / Test Engineer	AC2 / Jason Gao
Test Mode	Transmit by 802.11ax-HE40 at Channel 5965MHz	Test Voltage	120V/60Hz

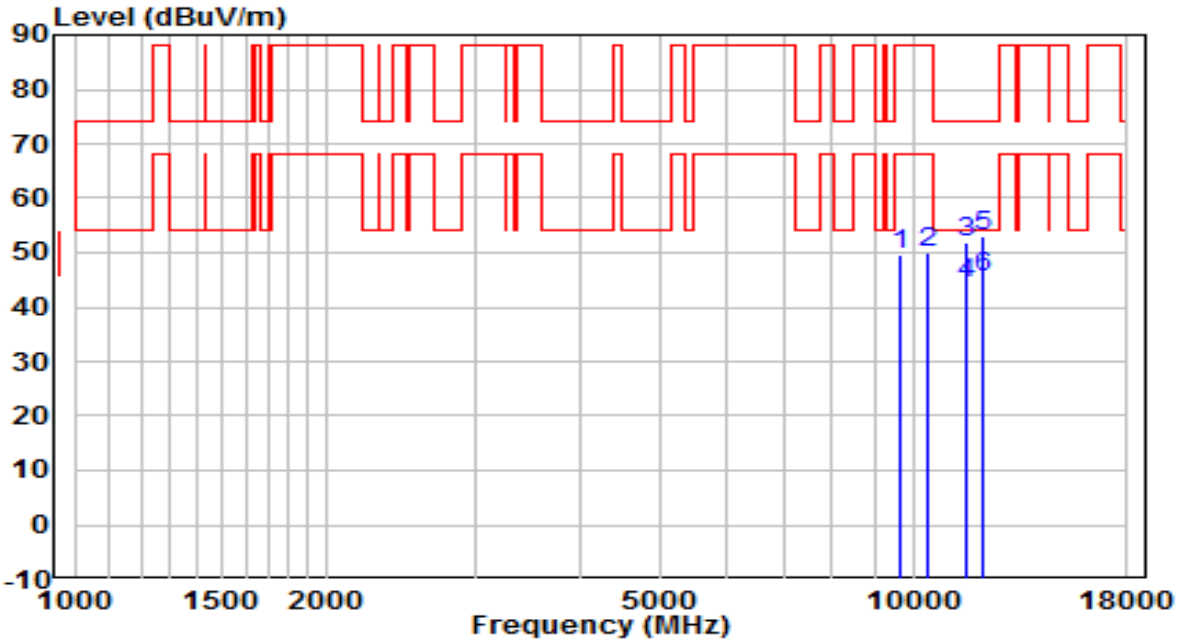

No		Frequency (MHz)	Reading (dBuV)	C.F (dB)	Measurement (dBuV/m)	Margin (dB)	Limit (dBuV/m)	Remark (QP/PK/AV)
1		9661.500	34.81	14.86	49.67	-38.53	88.20	Peak
2		10401.000	33.02	17.12	50.15	-38.05	88.20	Peak
3		11574.000	32.94	18.87	51.81	-22.19	74.00	Peak
4		11574.000	25.32	18.87	44.19	-9.81	54.00	Average
5		12152.000	32.91	20.23	53.14	-20.86	74.00	Peak
6	*	12152.000	25.34	20.23	45.57	-8.43	54.00	Average

Note:

1. " *", means this data is the worst emission level.
2. C.F (Correction Factor) = Antenna Factor (dB)+ Cable Loss (dB)– Preamplifier(dB).
3. Measurement(dBuV/m) = Reading(dBuV) + C.F (Correction Factor).
4.The emission levels of other frequencies are very lower than the limit and not show in test report.

EUT	ACCESS POINT	Date of Test	2021-05-09
Factor	WZ-AC2_BBHA9120D_1-18GHz	Temp. / Humidity	23.2°C/43%
Polarity	Horizontal	Site / Test Engineer	AC2 / Jason Gao
Test Mode	Transmit by 802.11ax-HE40 at Channel 7085MHz	Test Voltage	120V/60Hz

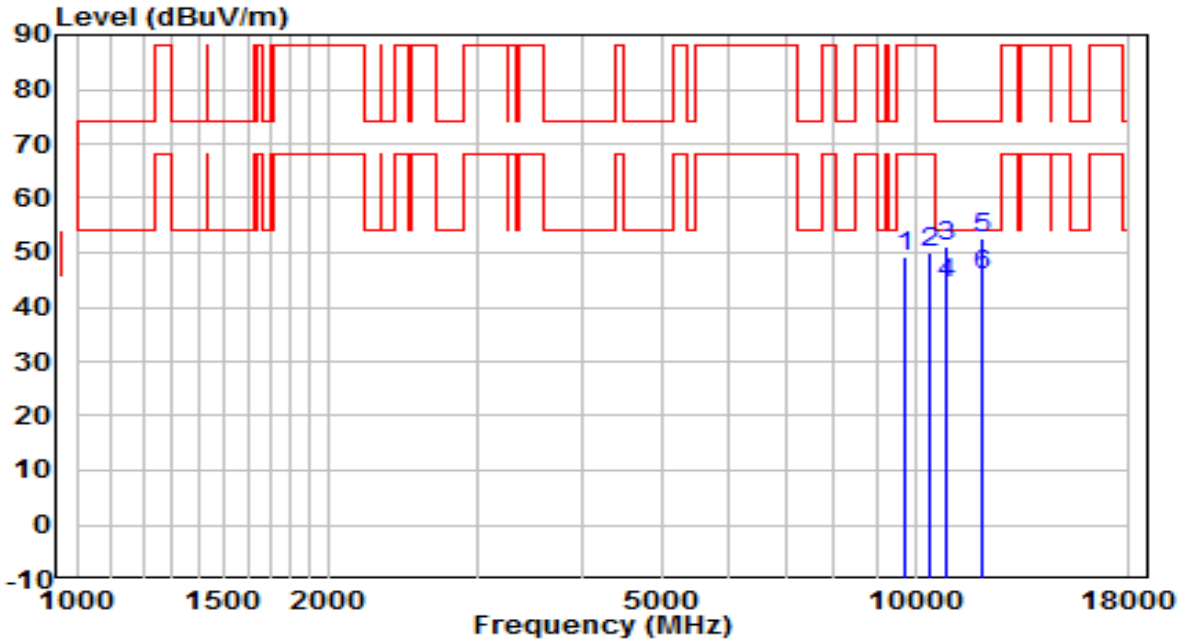

No		Frequency (MHz)	Reading (dBuV)	C.F (dB)	Measurement (dBuV/m)	Margin (dB)	Limit (dBuV/m)	Remark (QP/PK/AV)
1		9738.000	34.18	15.17	49.35	-38.85	88.20	Peak
2		10401.000	33.01	17.12	50.14	-38.06	88.20	Peak
3		10885.500	32.81	18.44	51.25	-22.75	74.00	Peak
4		10885.500	26.03	18.44	44.47	-9.53	54.00	Average
5		11999.000	32.53	19.99	52.52	-21.48	74.00	Peak
6	*	11999.000	25.76	19.99	45.75	-8.25	54.00	Average

Note:

1. " *", means this data is the worst emission level.
2. C.F (Correction Factor) = Antenna Factor (dB)+ Cable Loss (dB)– Preamplifier(dB).
3. Measurement(dBuV/m) = Reading(dBuV) + C.F (Correction Factor).
4.The emission levels of other frequencies are very lower than the limit and not show in test report.

EUT	ACCESS POINT	Date of Test	2021-05-09
Factor	WZ-AC2_BBHA9120D_1-18GHz	Temp. / Humidity	23.2°C/43%
Polarity	Vertical	Site / Test Engineer	AC2 / Jason Gao
Test Mode	Transmit by 802.11ax-HE40 at Channel 7085MHz	Test Voltage	120V/60Hz

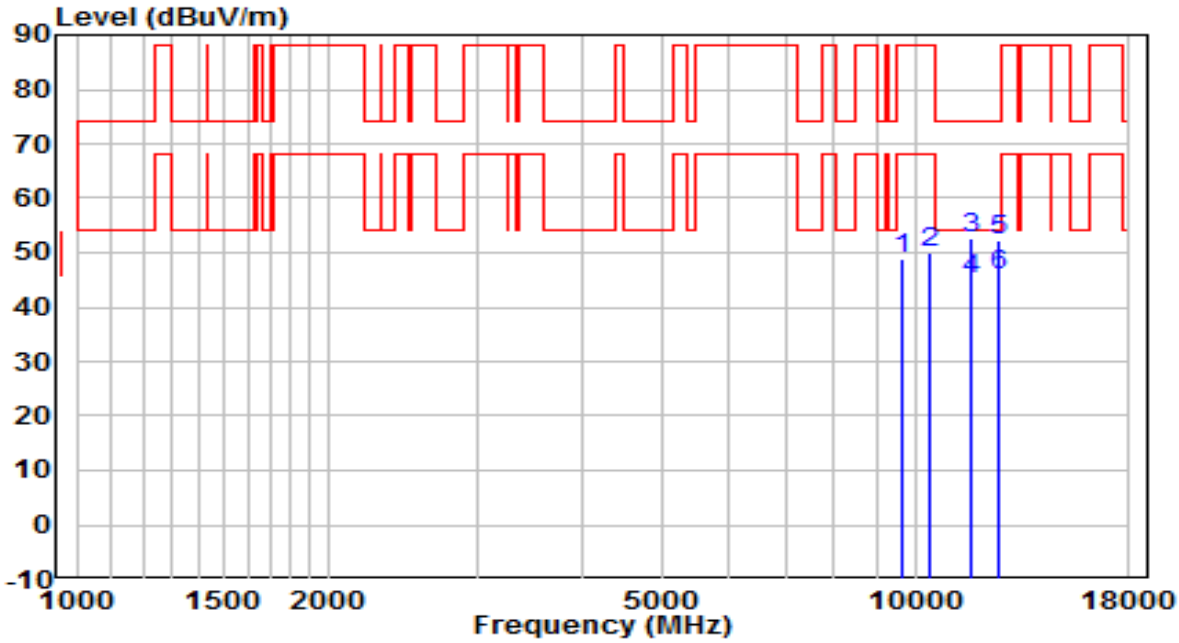

No		Frequency (MHz)	Reading (dBuV)	C.F (dB)	Measurement (dBuV/m)	Margin (dB)	Limit (dBuV/m)	Remark (QP/PK/AV)
1		9627.500	34.00	15.05	49.05	-39.15	88.20	Peak
2		10409.500	32.91	17.19	50.10	-38.10	88.20	Peak
3		11642.000	33.54	19.26	52.81	-21.19	74.00	Peak
4		11642.000	25.76	19.26	45.02	-8.98	54.00	Average
5		12594.000	32.71	19.72	52.43	-21.57	74.00	Peak
6	*	12594.000	26.03	19.72	45.75	-8.25	54.00	Average

Note:

1. " *", means this data is the worst emission level.
2. C.F (Correction Factor) = Antenna Factor (dB)+ Cable Loss (dB)– Preamplifier(dB).
3. Measurement(dBuV/m) = Reading(dBuV) + C.F (Correction Factor).
4.The emission levels of other frequencies are very lower than the limit and not show in test report.

EUT	ACCESS POINT	Date of Test	2021-05-09
Factor	WZ-AC2_BBHA9120D_1-18GHz	Temp. / Humidity	23.2°C/43%
Polarity	Horizontal	Site / Test Engineer	AC2 / Jason Gao
Test Mode	Transmit by 802.11ax-HE80 at Channel 5985MHz	Test Voltage	120V/60Hz

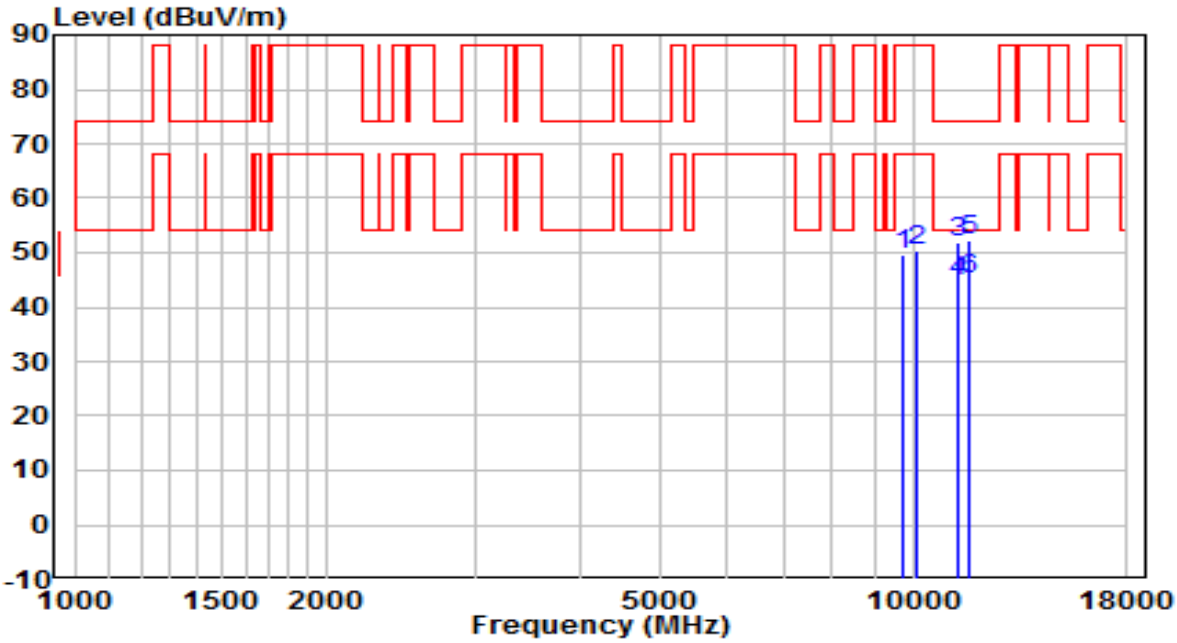

No		Frequency (MHz)	Reading (dBuV)	C.F (dB)	Measurement (dBuV/m)	Margin (dB)	Limit (dBuV/m)	Remark (QP/PK/AV)
1		9695.500	34.56	14.96	49.52	-38.68	88.20	Peak
2		10129.000	34.25	16.01	50.27	-37.93	88.20	Peak
3		11276.500	33.26	18.53	51.79	-22.21	74.00	Peak
4		11276.500	26.03	18.53	44.56	-9.44	54.00	Average
5		11650.500	32.75	19.47	52.22	-21.78	74.00	Peak
6	*	11650.500	25.73	19.47	45.20	-8.80	54.00	Average

Note:

1. " *", means this data is the worst emission level.
2. C.F (Correction Factor) = Antenna Factor (dB)+ Cable Loss (dB)– Preamplifier(dB).
3. Measurement(dBuV/m) = Reading(dBuV) + C.F (Correction Factor).
4.The emission levels of other frequencies are very lower than the limit and not show in test report.

EUT	ACCESS POINT	Date of Test	2021-05-09
Factor	WZ-AC2_BBHA9120D_1-18GHz	Temp. / Humidity	23.2°C/43%
Polarity	Vertical	Site / Test Engineer	AC2 / Jason Gao
Test Mode	Transmit by 802.11ax-HE80 at Channel 5985MHz	Test Voltage	120V/60Hz

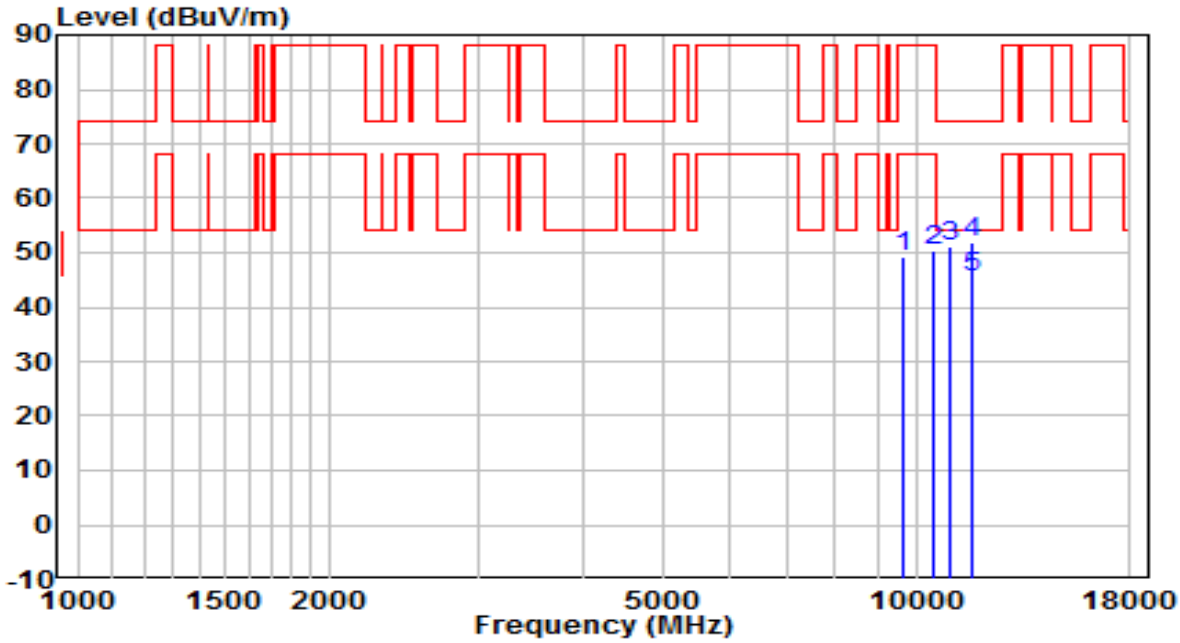

No		Frequency (MHz)	Reading (dBuV)	C.F (dB)	Measurement (dBuV/m)	Margin (dB)	Limit (dBuV/m)	Remark (QP/PK/AV)
1		9644.500	34.47	14.80	49.27	-38.93	88.20	Peak
2		10477.500	32.87	17.40	50.27	-37.93	88.20	Peak
3		10953.500	32.18	18.79	50.97	-23.03	74.00	Peak
4		11667.500	32.55	19.51	52.06	-21.94	74.00	Peak
5	*	11667.500	26.13	19.51	45.64	-8.36	54.00	Average

Note:

1. " *", means this data is the worst emission level.
2. C.F (Correction Factor) = Antenna Factor (dB)+ Cable Loss (dB)– Preamplifier(dB).
3. Measurement(dBuV/m) = Reading(dBuV) + C.F (Correction Factor).
4.The emission levels of other frequencies are very lower than the limit and not show in test report.

EUT	ACCESS POINT	Date of Test	2021-05-09
Factor	WZ-AC2_BBHA9120D_1-18GHz	Temp. / Humidity	23.2°C/43%
Polarity	Horizontal	Site / Test Engineer	AC2 / Jason Gao
Test Mode	Transmit by 802.11ax-HE80 at Channel 7025MHz	Test Voltage	120V/60Hz

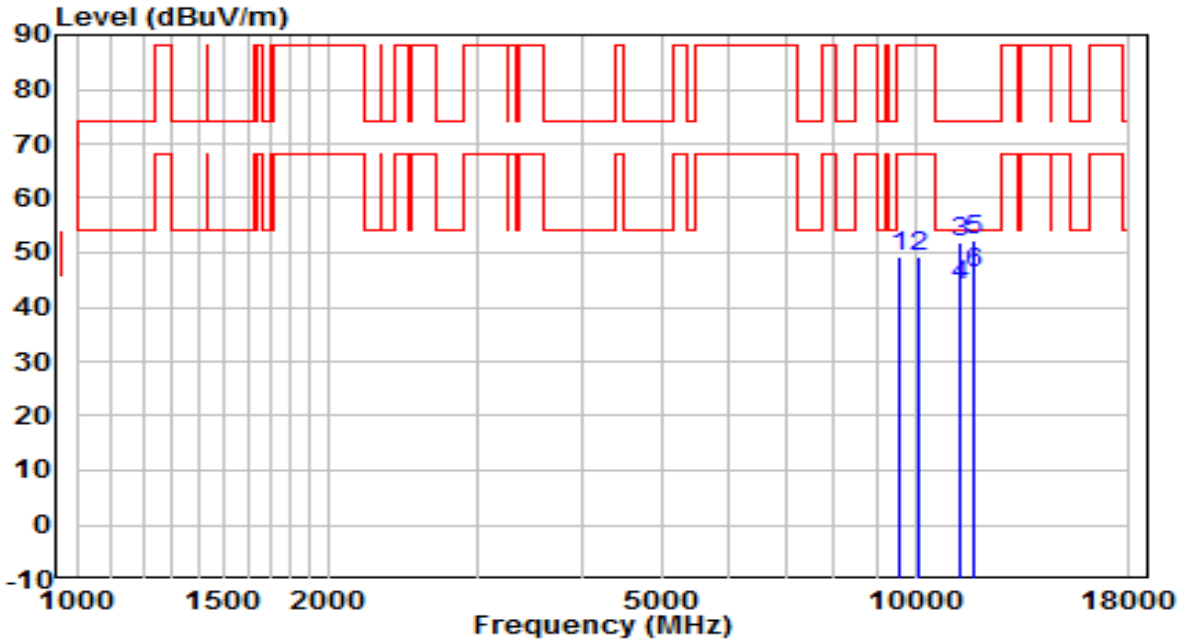

No		Frequency (MHz)	Reading (dBuV)	C.F (dB)	Measurement (dBuV/m)	Margin (dB)	Limit (dBuV/m)	Remark (QP/PK/AV)
1		9576.500	34.48	14.88	49.35	-38.85	88.20	Peak
2		10129.000	33.37	16.01	49.38	-38.82	88.20	Peak
3		11276.500	33.34	18.53	51.87	-22.13	74.00	Peak
4		11276.500	25.33	18.53	43.86	-10.14	54.00	Average
5		11710.000	31.95	20.16	52.12	-21.88	74.00	Peak
6	*	11710.000	26.00	20.16	46.16	-7.84	54.00	Average

Note:

1. " *", means this data is the worst emission level.
2. C.F (Correction Factor) = Antenna Factor (dB)+ Cable Loss (dB)– Preamplifier(dB).
3. Measurement(dBuV/m) = Reading(dBuV) + C.F (Correction Factor).
4.The emission levels of other frequencies are very lower than the limit and not show in test report.

EUT	ACCESS POINT	Date of Test	2021-05-09
Factor	WZ-AC2_BBHA9120D_1-18GHz	Temp. / Humidity	23.2°C/43%
Polarity	Vertical	Site / Test Engineer	AC2 / Jason Gao
Test Mode	Transmit by 802.11ax-HE80 at Channel 7025MHz	Test Voltage	120V/60Hz

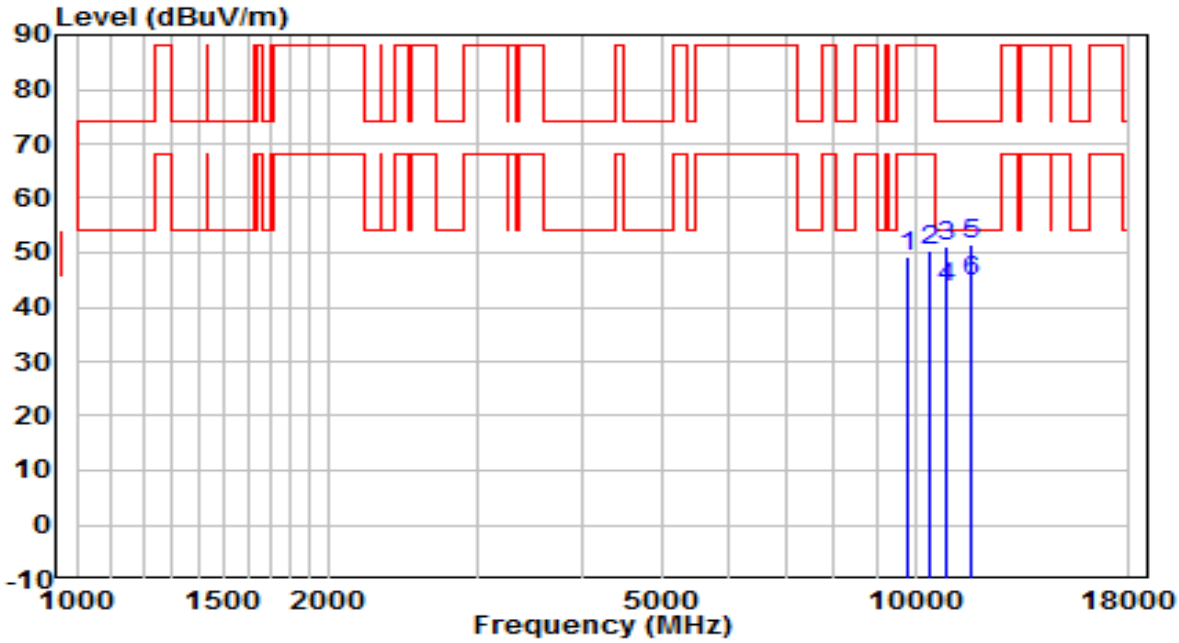

No		Frequency (MHz)	Reading (dBuV)	C.F (dB)	Measurement (dBuV/m)	Margin (dB)	Limit (dBuV/m)	Remark (QP/PK/AV)
1		9772.000	34.16	15.16	49.32	-38.88	88.20	Peak
2		10409.500	33.25	17.19	50.43	-37.77	88.20	Peak
3		10919.500	33.08	18.11	51.19	-22.81	74.00	Peak
4		10919.500	25.63	18.11	43.74	-10.26	54.00	Average
5		11642.000	32.29	19.26	51.55	-22.45	74.00	Peak
6	*	11642.000	25.36	19.26	44.62	-9.38	54.00	Average

Note:

1. " *", means this data is the worst emission level.
2. C.F (Correction Factor) = Antenna Factor (dB)+ Cable Loss (dB)– Preamplifier(dB).
3. Measurement(dBuV/m) = Reading(dBuV) + C.F (Correction Factor).
4.The emission levels of other frequencies are very lower than the limit and not show in test report.

EUT	ACCESS POINT	Date of Test	2021-05-09
Factor	WZ-AC2_BBHA9120D_1-18GHz	Temp. / Humidity	23.2°C/43%
Polarity	Horizontal	Site / Test Engineer	AC2 / Jason Gao
Test Mode	Transmit by 802.11ax-HE160 at Channel 6025MHz	Test Voltage	120V/60Hz

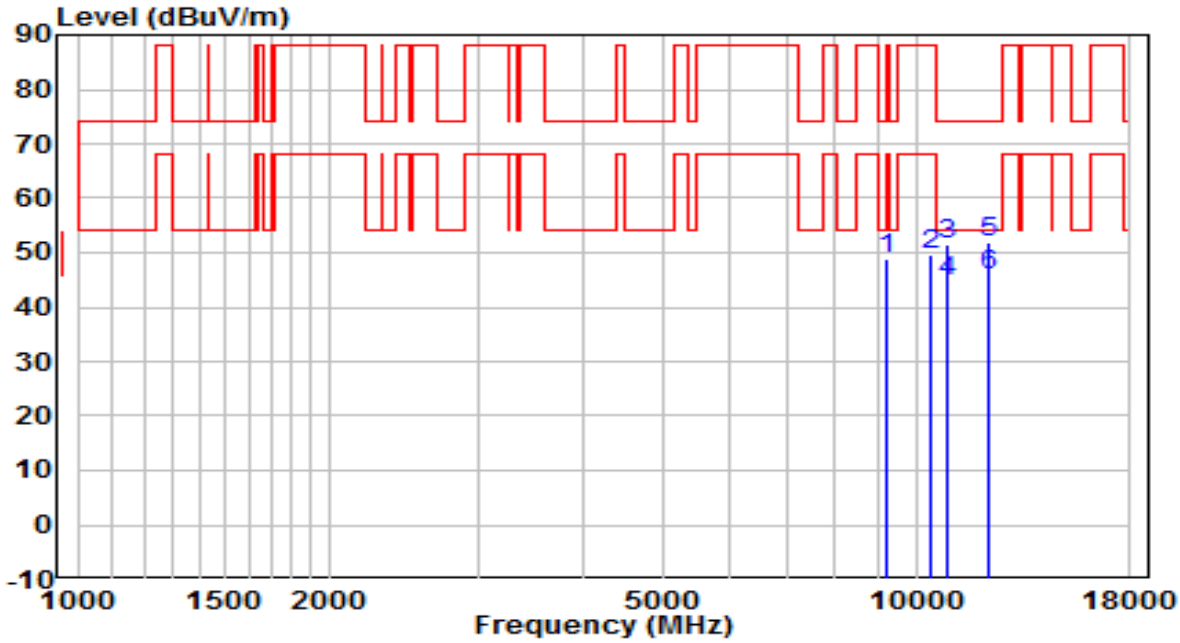

No		Frequency (MHz)	Reading (dBuV)	C.F (dB)	Measurement (dBuV/m)	Margin (dB)	Limit (dBuV/m)	Remark (QP/PK/AV)
1		9211.000	33.81	14.95	48.76	-39.44	88.20	Peak
2		10418.000	32.57	17.24	49.81	-38.39	88.20	Peak
3		10894.000	32.87	18.53	51.41	-22.59	74.00	Peak
4		10894.000	26.03	18.53	44.56	-9.44	54.00	Average
5		12203.000	31.03	20.79	51.83	-22.17	74.00	Peak
6	*	12203.000	25.13	20.79	45.92	-8.08	54.00	Average

Note:

1. " *", means this data is the worst emission level.
2. C.F (Correction Factor) = Antenna Factor (dB)+ Cable Loss (dB)– Preamplifier(dB).
3. Measurement(dBuV/m) = Reading(dBuV) + C.F (Correction Factor).
4.The emission levels of other frequencies are very lower than the limit and not show in test report.

EUT	ACCESS POINT	Date of Test	2021-05-09
Factor	WZ-AC2_BBHA9120D_1-18GHz	Temp. / Humidity	23.2°C/43%
Polarity	Vertical	Site / Test Engineer	AC2 / Jason Gao
Test Mode	Transmit by 802.11ax-HE160 at Channel 6025MHz	Test Voltage	120V/60Hz

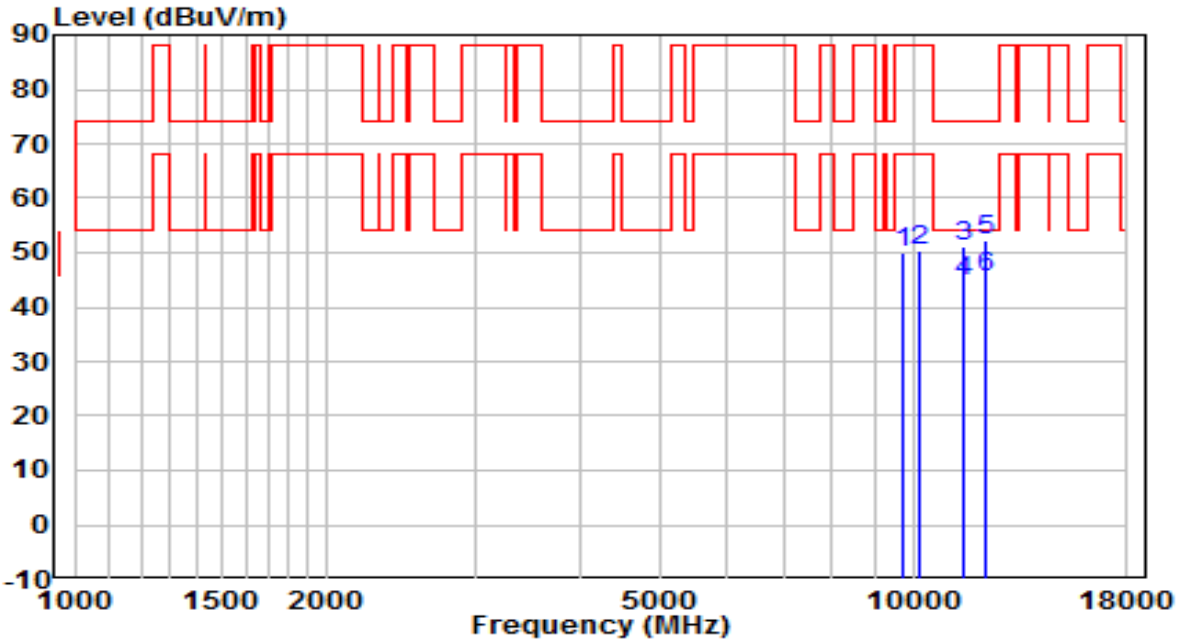

No		Frequency (MHz)	Reading (dBuV)	C.F (dB)	Measurement (dBuV/m)	Margin (dB)	Limit (dBuV/m)	Remark (QP/PK/AV)
1		9704.000	35.10	15.00	50.10	-38.10	88.20	Peak
2		10171.500	34.23	16.03	50.25	-37.95	88.20	Peak
3		11489.000	31.91	19.34	51.25	-22.75	74.00	Peak
4		11489.000	25.36	19.34	44.70	-9.30	54.00	Average
5		12169.000	32.32	19.96	52.29	-21.71	74.00	Peak
6	*	12169.000	25.63	19.96	45.59	-8.41	54.00	Average

Note:

1. " *", means this data is the worst emission level.
2. C.F (Correction Factor) = Antenna Factor (dB)+ Cable Loss (dB)– Preamplifier(dB).
3. Measurement(dBuV/m) = Reading(dBuV) + C.F (Correction Factor).
4.The emission levels of other frequencies are very lower than the limit and not show in test report.

EUT	ACCESS POINT	Date of Test	2021-05-09
Factor	WZ-AC2_BBHA9120D_1-18GHz	Temp. / Humidity	23.2°C/43%
Polarity	Horizontal	Site / Test Engineer	AC2 / Jason Gao
Test Mode	Transmit by 802.11ax-HE160 at Channel 6985MHz	Test Voltage	120V/60Hz

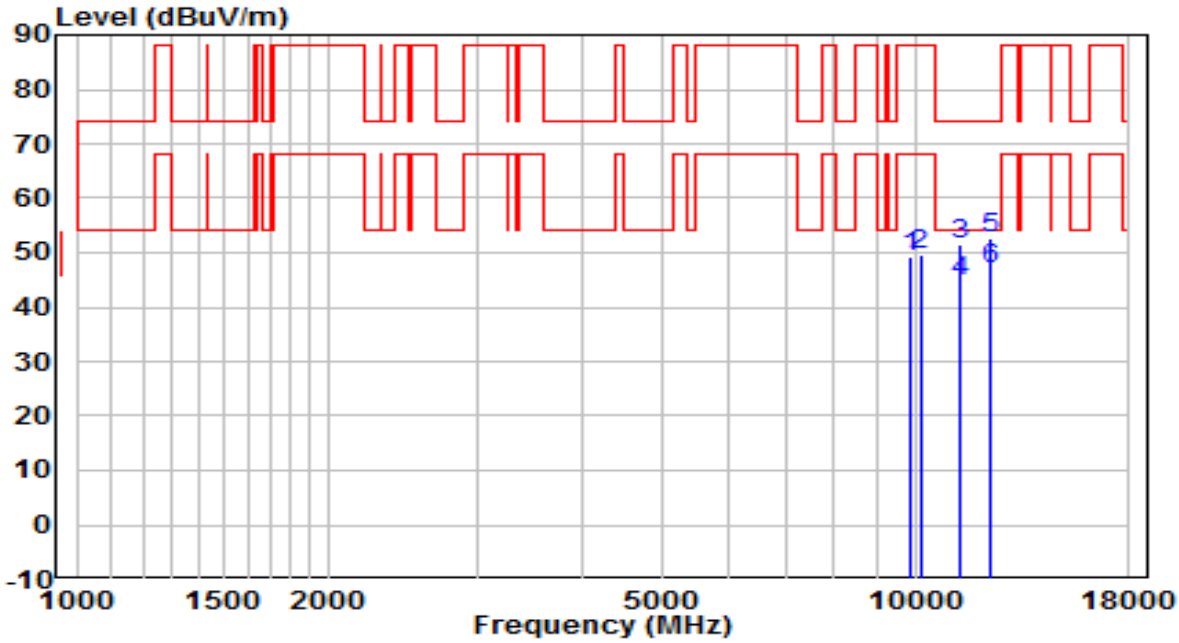

No		Frequency (MHz)	Reading (dBuV)	C.F (dB)	Measurement (dBuV/m)	Margin (dB)	Limit (dBuV/m)	Remark (QP/PK/AV)
1		9840.000	34.13	15.15	49.28	-38.92	88.20	Peak
2		10137.500	33.79	16.01	49.80	-38.40	88.20	Peak
3		11285.000	33.02	18.51	51.53	-22.47	74.00	Peak
4		11285.000	26.16	18.51	44.67	-9.33	54.00	Average
5		12262.500	31.42	21.30	52.72	-21.28	74.00	Peak
6	*	12262.500	25.68	21.30	46.98	-7.02	54.00	Average

Note:

1. " *", means this data is the worst emission level.
2. C.F (Correction Factor) = Antenna Factor (dB)+ Cable Loss (dB)– Preamplifier(dB).
3. Measurement(dBuV/m) = Reading(dBuV) + C.F (Correction Factor).
4.The emission levels of other frequencies are very lower than the limit and not show in test report.

EUT	ACCESS POINT	Date of Test	2021-05-09
Factor	WZ-AC2_BBHA9120D_1-18GHz	Temp. / Humidity	23.2°C/43%
Polarity	Vertical	Site / Test Engineer	AC2 / Jason Gao
Test Mode	Transmit by 802.11ax-HE160 at Channel 6985MHz	Test Voltage	120V/60Hz

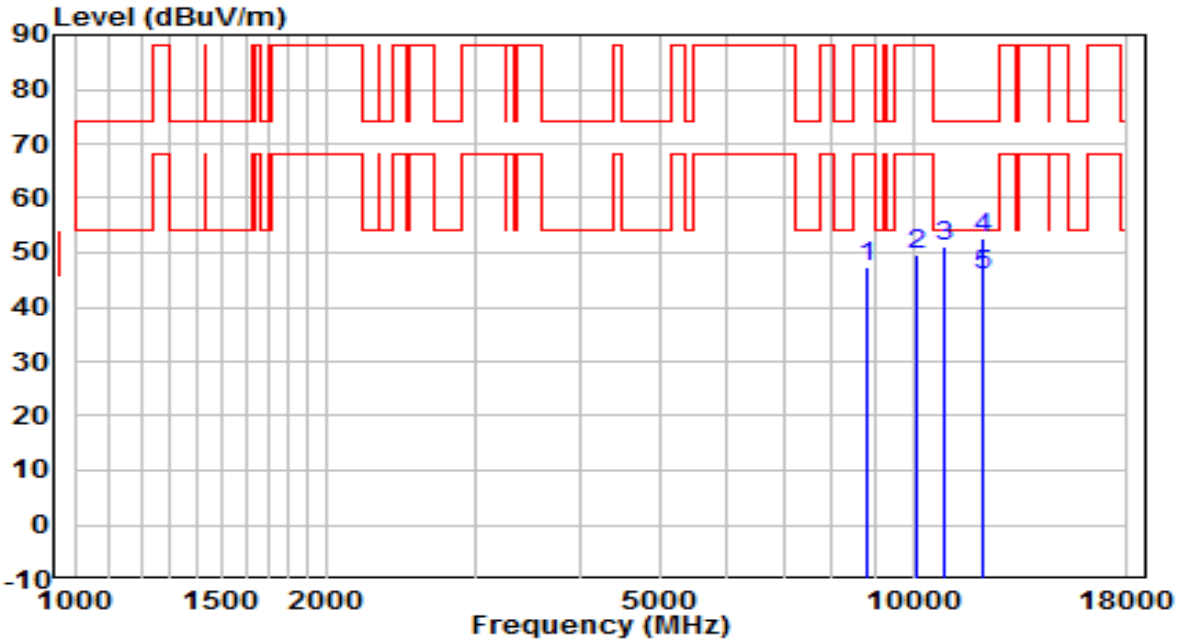

No		Frequency (MHz)	Reading (dBuV)	C.F (dB)	Measurement (dBuV/m)	Margin (dB)	Limit (dBuV/m)	Remark (QP/PK/AV)
1		8828.500	33.55	13.97	47.52	-40.68	88.20	Peak
2		10095.000	33.88	15.74	49.62	-38.58	88.20	Peak
3		10902.500	32.51	18.45	50.97	-23.03	74.00	Peak
4		12118.000	32.86	19.74	52.60	-21.40	74.00	Peak
5	*	12118.000	26.13	19.74	45.87	-8.13	54.00	Average

Note:

1. " *", means this data is the worst emission level.
2. C.F (Correction Factor) = Antenna Factor (dB)+ Cable Loss (dB)– Preamplifier(dB).
3. Measurement(dBuV/m) = Reading(dBuV) + C.F (Correction Factor).
4.The emission levels of other frequencies are very lower than the limit and not show in test report.

The Worst Result of Radiated Spurious Emission below 1GHz:

EUT	ACCESS POINT	Date of Test	2021-04-28
Factor	AC1_VULB 9168 _30-1000MHz	Temp. / Humidity	23.0°C/50.5%
Polarity	Horizontal	Site / Test Engineer	AC1 / Jason Gao
Test Mode	Transmit by 802.11ax-HE20 at channel 5955MHz	Test Voltage	120V/60Hz

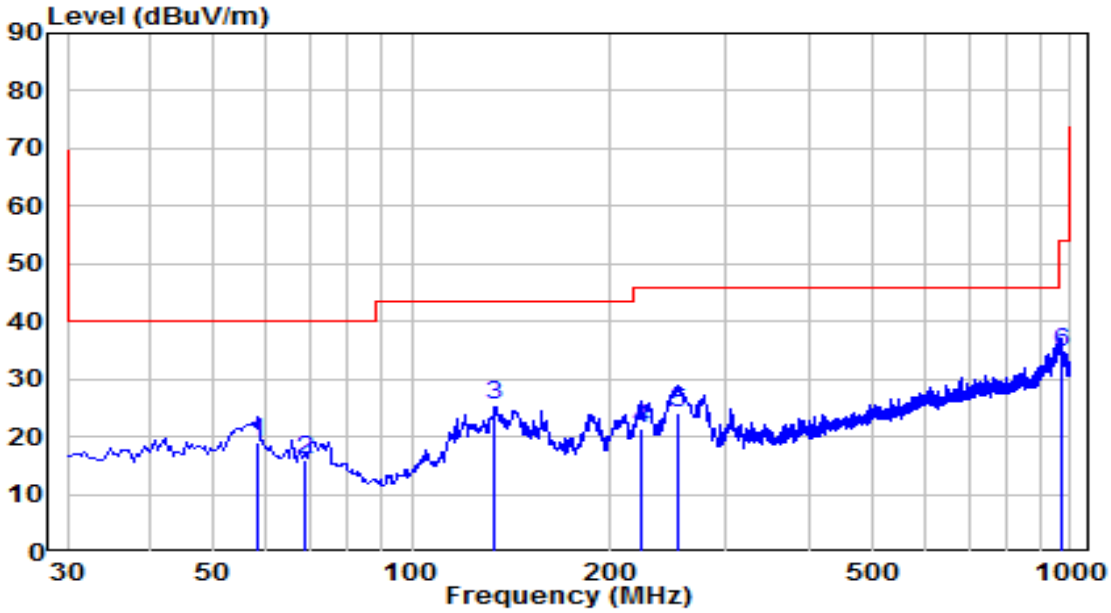

No		Frequency (MHz)	Reading (dBuV)	C.F (dB)	Measurement (dBuV/m)	Margin (dB)	Limit (dBuV/m)	Remark (QP/PK/AV)
1		58.130	1.36	17.66	19.02	-20.98	40.00	QP
2		68.572	-0.34	16.18	15.84	-24.16	40.00	QP
3	*	133.790	8.61	16.85	25.46	-18.04	43.50	QP
4		222.545	6.81	14.61	21.42	-24.58	46.00	QP
5		253.585	7.37	16.69	24.06	-21.94	46.00	QP
6		967.020	4.63	29.92	34.55	-19.45	54.00	QP

Note:

1. " *", means this data is the worst emission level.
2. C.F (Correction Factor) = Antenna Factor (dB)+ Cable Loss (dB).
3. Measurement(dBuV/m) = Reading(dBuV) + C.F (Correction Factor).
4.The emission levels of other frequencies are very lower than the limit and not show in test report.
5. The amplitude of Radiated emissions (the test frequency range: 9kHz ~ 30MHz, 18GHz ~ 40GHz), is that proximity to ambient noise, which also are attenuated more than 20 dB below the permissible value. Therefore, the data is not presented in the report.

EUT	ACCESS POINT	Date of Test	2021-04-28
Factor	AC1_VULB 9168 _30-1000MHz	Temp. / Humidity	23.0°C/50.5%
Polarity	Vertical	Site / Test Engineer	AC1 / Jason Gao
Test Mode	Transmit by 802.11ax-HE20 at channel 5955MHz	Test Voltage	120V/60Hz

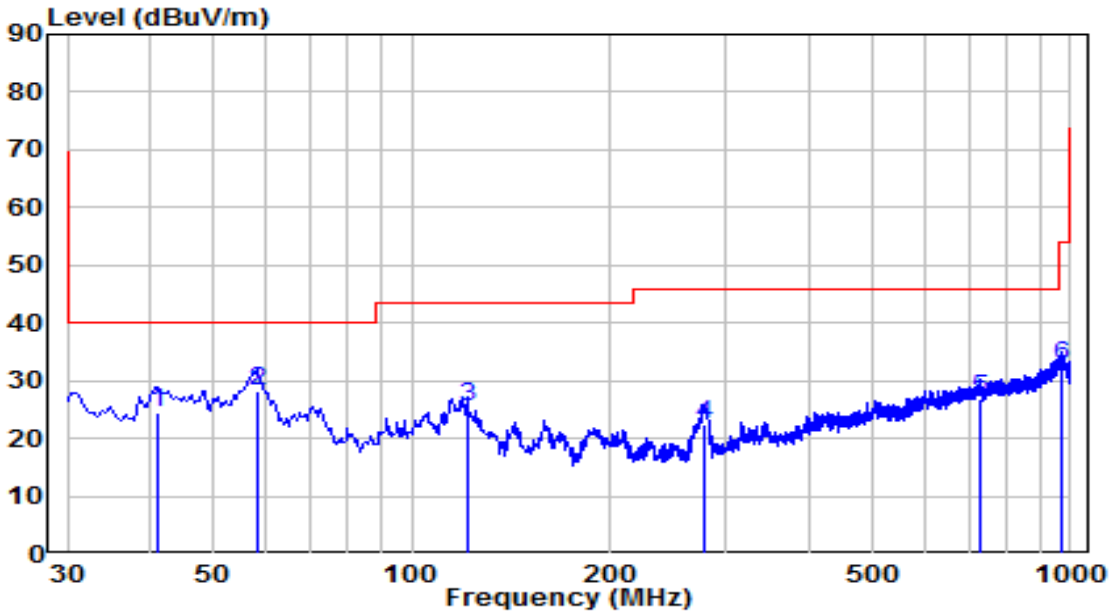

No		Frequency (MHz)	Reading (dBuV)	C.F (dB)	Measurement (dBuV/m)	Margin (dB)	Limit (dBuV/m)	Remark (QP/PK/AV)
1		44.550	6.81	17.78	24.59	-15.41	40.00	QP
2	*	56.675	10.55	17.79	28.34	-11.66	40.00	QP
3		119.725	10.68	15.75	26.43	-17.07	43.50	QP
4		278.320	4.88	17.85	22.73	-23.27	46.00	QP
5		599.390	0.37	25.31	25.68	-20.32	46.00	QP
6		964.595	2.37	29.93	32.30	-21.70	54.00	QP

Note:

1. " *", means this data is the worst emission level.
2. C.F (Correction Factor) = Antenna Factor (dB)+ Cable Loss (dB).
3. Measurement(dBuV/m) = Reading(dBuV) + C.F (Correction Factor).
4.The emission levels of other frequencies are very lower than the limit and not show in test report.
5. The amplitude of Radiated emissions (the test frequency range: 9kHz ~ 30MHz, 18GHz ~ 40GHz), is that proximity to ambient noise, which also are attenuated more than 20 dB below the permissible value. Therefore, the data is not presented in the report.

The Worst Result of Radiated Spurious Emission above 18GHz:

EUT	ACCESS POINT	Date of Test	2021-05-08
Factor	BBHA 9170	Temp. / Humidity	20.8°C /42%
Polarity	Horizontal	Site / Test Engineer	AC1 / Jay Chu
Test Mode	Transmit by 802.11ax-HE20 at channel 5955MHz	Test Voltage	120V/60Hz

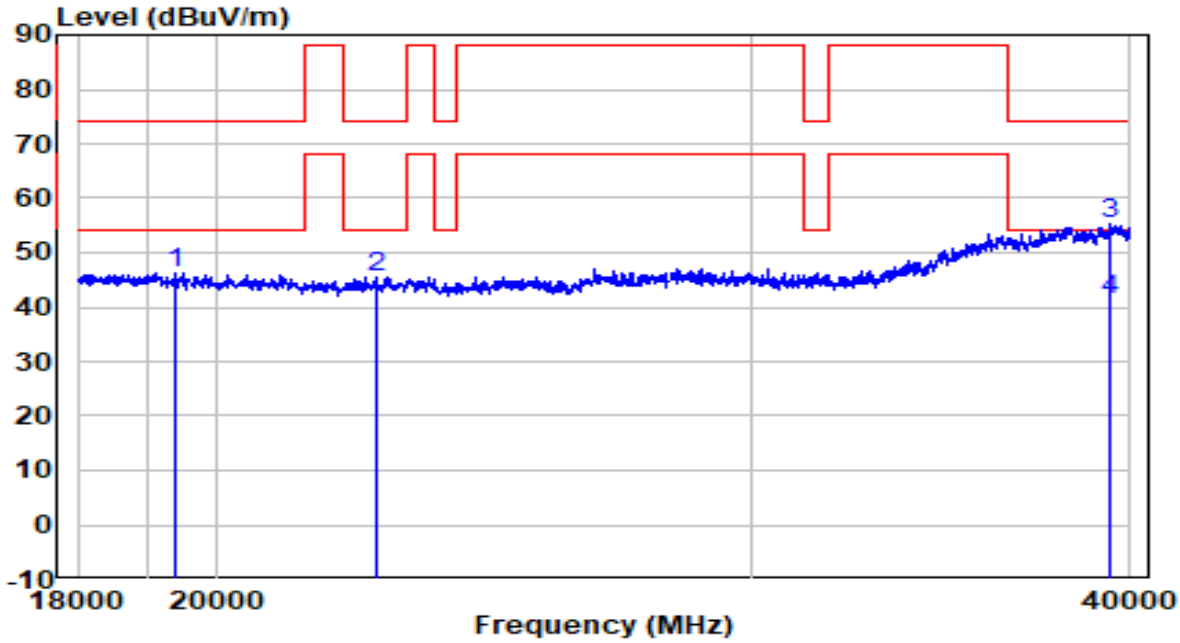

No		Frequency (MHz)	Reading (dBuV)	C.F (dB)	Measurement (dBuV/m)	Margin (dB)	Limit (dBuV/m)	Remark (QP/PK/AV)
1		19364.000	579.59	-533.20	46.39	-27.61	74.00	Peak
2		22598.000	579.78	-534.28	45.50	-28.50	74.00	Peak
3		39362.000	586.79	-531.47	55.32	-18.68	74.00	Peak
4	*	39362.000	572.95	-531.47	41.48	-12.52	54.00	Average

Note:

1. " *", means this data is the worst emission level.
2. C.F (Correction Factor) = Antenna Factor (dB)+ Cable Loss (dB)– Preamplifier(dB).
3. Measurement(dBuV/m) = Reading(dBuV) + C.F (Correction Factor).
4.The emission levels of other frequencies are very lower than the limit and not show in test report.

EUT	ACCESS POINT	Date of Test	2021-05-08
Factor	BBHA 9170	Temp. / Humidity	20.8°C /42%
Polarity	Vertical	Site / Test Engineer	AC1 / Jay Chu
Test Mode	Transmit by 802.11ax-HE20 at channel 5955MHz	Test Voltage	120V/60Hz

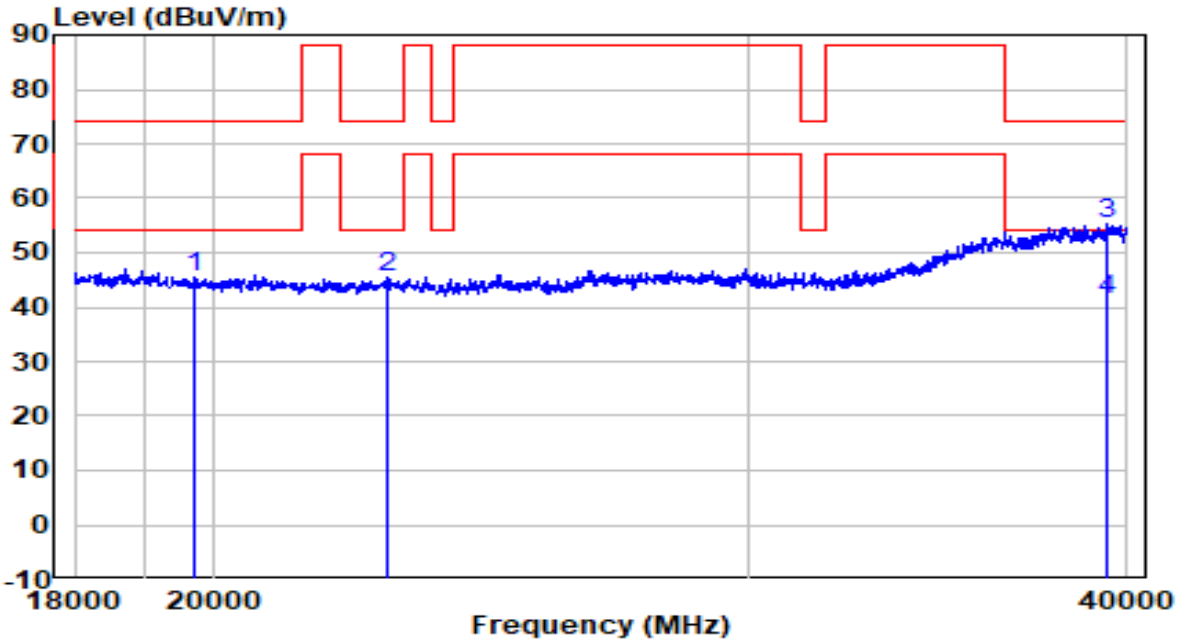

No		Frequency (MHz)	Reading (dBuV)	C.F (dB)	Measurement (dBuV/m)	Margin (dB)	Limit (dBuV/m)	Remark (QP/PK/AV)
1		19705.000	578.56	-533.20	45.36	-28.64	74.00	Peak
2		22807.000	579.54	-534.24	45.30	-28.70	74.00	Peak
3		39373.000	586.81	-531.47	55.34	-18.66	74.00	Peak
4	*	39373.000	572.72	-531.47	41.25	-12.75	54.00	Average

Note:

1. " *", means this data is the worst emission level.
2. C.F (Correction Factor) = Antenna Factor (dB)+ Cable Loss (dB)– Preamplifier(dB).
3. Measurement(dBuV/m) = Reading(dBuV) + C.F (Correction Factor).
4.The emission levels of other frequencies are very lower than the limit and not show in test report.

6.9. Radiated Restricted Band Edge Measurement

6.9.1.Test Limit

For 15.205 requirement:

Radiated emissions which fall in the restricted bands, as defined in Section 15.205(a) of FCC part 15, must also comply with the radiated emission limits specified in Section 15.209(a).

Frequency (MHz)	Frequency (MHz)	Frequency (MHz)	Frequency (GHz)
0.090 - 0.110	16.42-16.423	399.9 - 410	4.5-5.15
[1] 0.495 - 0.505	16.69475-16.69525	608 - 614	5.35-5.46
2.1735-2.1905	16.80425-16.80475	960 - 1240	7.25-7.75
4.125-4.128	25.5 -25.67	1300 - 1427	8.025 - 8.5
4.17725-4.17775	37.5-38.25	1435-1626.5	9.0-9.2
4.20725-4.20775	73-74.6	1645.5-1646.5	9.3-9.5
6.215-6.218	74.8-75.2	1660 - 1710	10.6-12.7
6.26775-6.26825	108-121.94	1718.8-1722.2	13.25-13.4
6.31175-6.31225	123 - 138	2200 - 2300	14.47-14.5
8.291-8.294	149.9-150.05	2310 - 2390	15.35-16.2
8.362-8.366	156.52475-156.525	2483.5 - 2500	17.7-21.4
8.37625-8.38675	156.7-156.9	2690 - 2900	22.01-23.12
8.41425-8.41475	162.0125-167.17	3260 - 3267	23.6-24.0
12.29-12.293	167.72-173.2	3332 - 3339	31.2-31.8
12.51975-12.52025	240 - 285	3345.8 - 3358	36.43-36.5
12.57675-12.57725	322-335.4	3600 - 4400	([2])
13.36-13.41	--	--	--

For 15.407(b)(5) requirement

For transmitters operating within the 5.925-7.125 GHz band: Any emissions outside of the 5.925-7.125 GHz band must not exceed an e.i.r.p. of −27 dBm/MHz.

Refer to 987594 D02 U-NII 6GHz EMC Measurement v01 clause G - Unwanted Emission Measurement

Use guidance in KDB 789033 for measurements below 1000 MHz and above 1000 MHz. Unwanted emissions outside of restricted bands are measured with a RMS detector. In addition, 15.35(b) applies where the peak emissions must be limited to no more than 20 dB above the average limit.

All out of band emissions appearing in a restricted band as specified in Section 15.205 of the Title 47CFR must not exceed the limits shown in Table per Section 15.209.

FCC Part 15 Subpart C Paragraph 15.209		
Frequency [MHz]	Field Strength [uV/m]	Measured Distance [Meters]
0.009 - 0.490	2400/F (kHz)	300
0.490 - 1.705	24000/F (kHz)	30
1.705 - 30	30	30
30 - 88	100	3
88 - 216	150	3
216 - 960	200	3
Above 960	500	3

6.9.2.Test Procedure Used

KDB 789033 D02v02r01 – Section G

6.9.3.Test Setting

Peak Measurements above 1GHz

1. Analyzer center frequency was set to the frequency of the radiated spurious emission of interest
2. RBW = 1MHz
3. VBW = 3MHz
4. Detector = peak
5. Sweep time = auto couple
6. Trace mode = max hold
7. Trace was allowed to stabilize

Average Measurements above 1GHz (Method VB)

1. Analyzer center frequency was set to the frequency of the radiated spurious emission of interest

2. RBW = 1MHz

3. VBW; If the EUT is configured to transmit with duty cycle ≥ 98%, set VBW ≤ RBW/100 (i.e., 10 kHz) but not less than 10 Hz. If the EUT duty cycle is < 98%, set VBW ≥ 1/T.

802.11ax-HE20	200Hz	802.11ax-HE40	200Hz
802.11ax-HE80	200Hz	802.11ax-HE160	200Hz

4. Detector = Peak

5. Sweep time = auto

6. Allow max hold to run for at least 50 traces if the transmitted signal is continuous or has at least 98% duty cycle. For lower duty cycles, increase the minimum number of traces by a factor of 1/x, where x is the duty cycle.

6.9.4.Test Setup

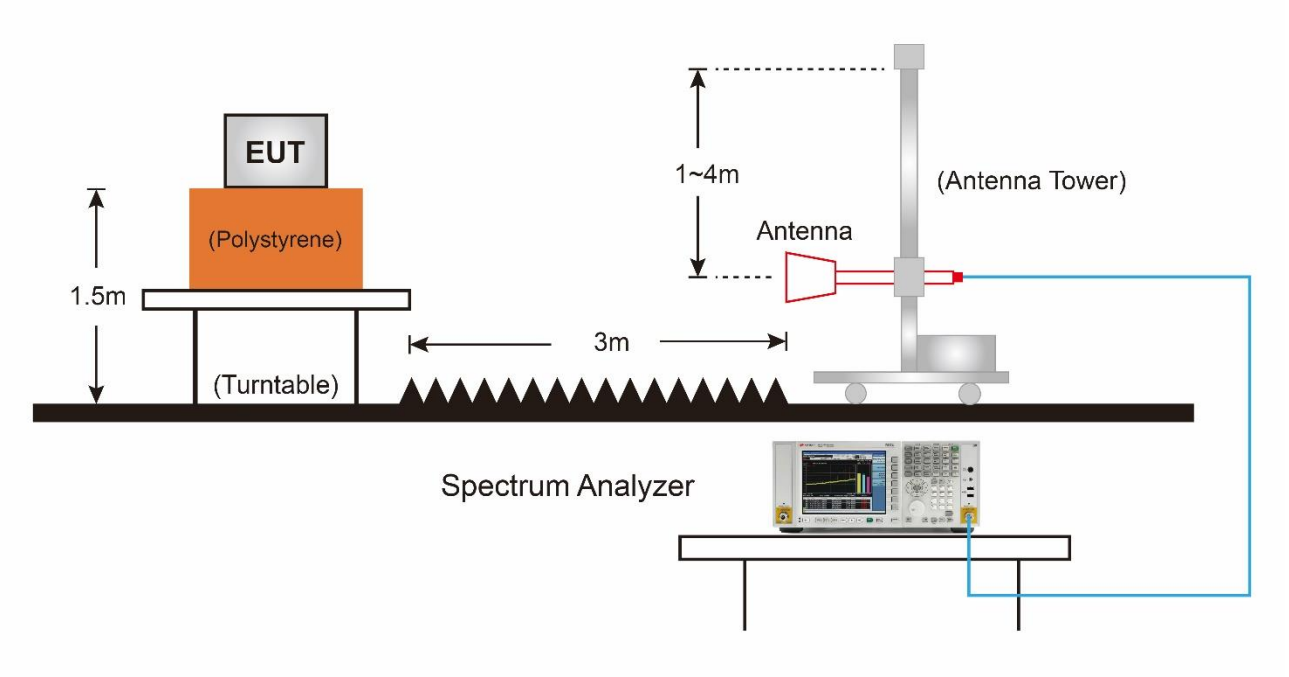

6.9.5.Test Result

Type A Filter Configuration

EUT	ACCESS POINT	Date of Test	2021-03-27
Factor	WZ-AC2_BBHA9120D_1-18GHz	Temp. / Humidity	21.4°C/40%
Polarity	Horizontal	Site / Test Engineer	AC2 / Jason Gao
Test Mode	Transmit by802.11ax-HE20 at Channel 5955MHz	Test Voltage	120V/60Hz

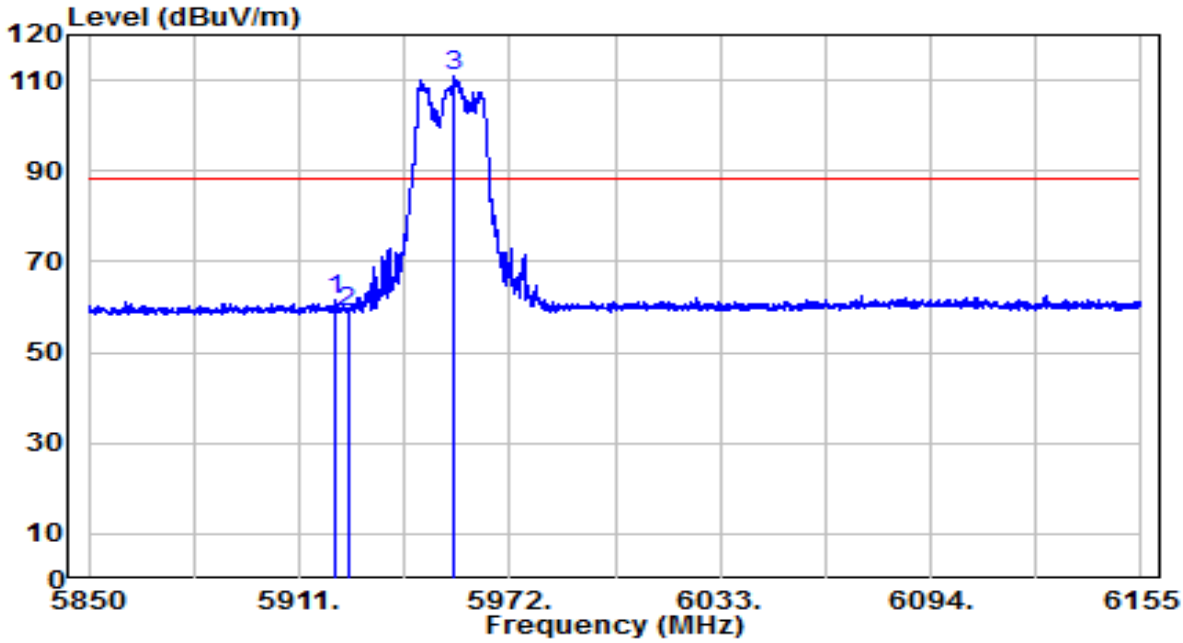

No		Frequency (MHz)	Reading (dBuV)	C.F (dB)	Measurement (dBuV/m)	Margin (dB)	Limit (dBuV/m)	Remark (QP/PK/AV)
1	*	5921.675	39.01	22.52	61.53	-26.67	88.20	Peak
2		5925.000	36.47	22.56	59.02	-29.18	88.20	Peak
3		5956.140	88.48	22.35	110.83	N/A	N/A	Peak

Note:

1. " *", means this data is the worst emission level.
2. C.F (Correction Factor) = Antenna Factor (dB)+ Cable Loss (dB)– Preamplifier(dB)+ 16dB Attenuation.
3. Measurement(dBuV/m) = Reading(dBuV) + C.F (Correction Factor).
4.The emission levels of other frequencies are very lower than the limit and not show in test report.

EUT	ACCESS POINT	Date of Test	2021-03-27
Factor	WZ-AC2_BBHA9120D_1-18GHz	Temp. / Humidity	21.4°C/40%
Polarity	Horizontal	Site / Test Engineer	AC2 / Jason Gao
Test Mode	Transmit by802.11ax-HE20 at Channel 5955MHz	Test Voltage	120V/60Hz

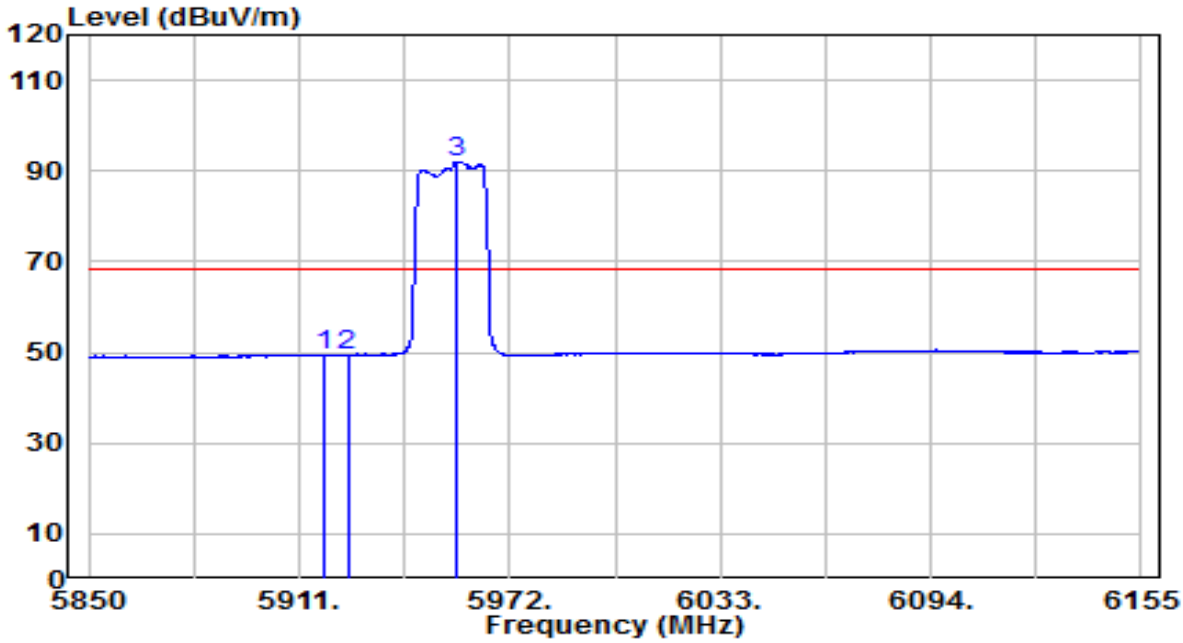

No		Frequency (MHz)	Reading (dBuV)	C.F (dB)	Measurement (dBuV/m)	Margin (dB)	Limit (dBuV/m)	Remark (QP/PK/AV)
1	*	5918.320	27.00	22.46	49.46	-18.74	68.20	AV
2		5925.000	26.78	22.56	49.34	-18.86	68.20	AV
3		5956.598	69.73	22.34	92.07	N/A	N/A	AV

Note:

1. " *", means this data is the worst emission level.
2. C.F (Correction Factor) = Antenna Factor (dB)+ Cable Loss (dB)– Preamplifier(dB)+ 16dB Attenuation.
3. Measurement(dBuV/m) = Reading(dBuV) + C.F (Correction Factor).
4.The emission levels of other frequencies are very lower than the limit and not show in test report.

EUT	ACCESS POINT	Date of Test	2021-03-27
Factor	WZ-AC2_BBHA9120D_1-18GHz	Temp. / Humidity	21.4°C/40%
Polarity	Vertical	Site / Test Engineer	AC2 / Jason Gao
Test Mode	Transmit by802.11ax-HE20 at Channel 5955MHz	Test Voltage	120V/60Hz

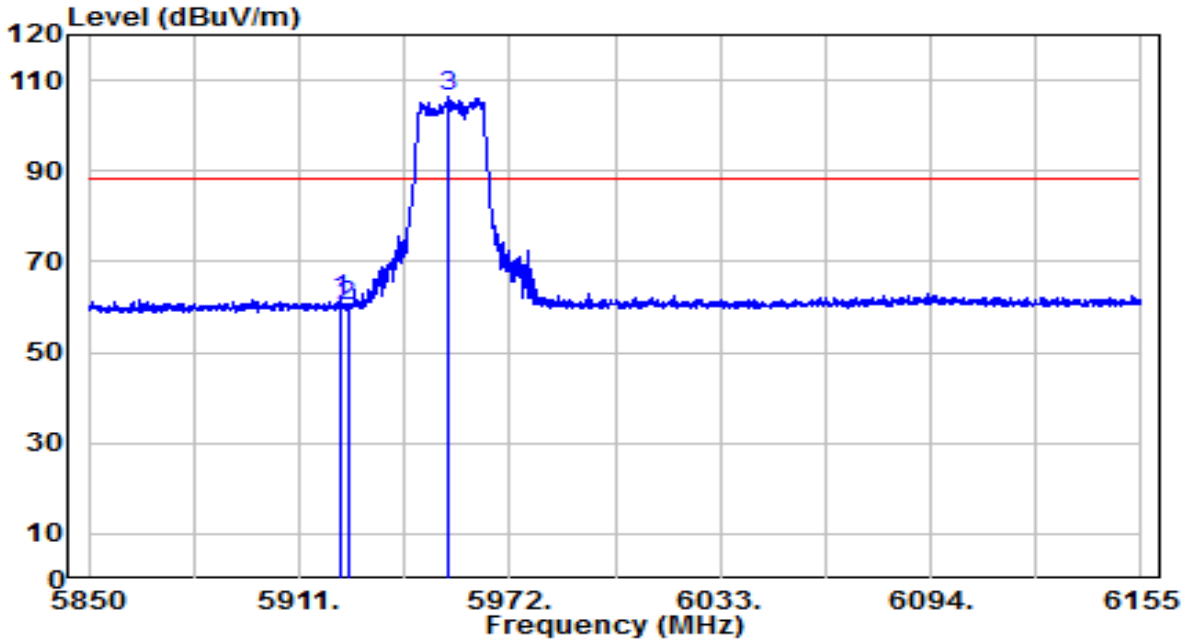

No		Frequency (MHz)	Reading (dBuV)	C.F (dB)	Measurement (dBuV/m)	Margin (dB)	Limit (dBuV/m)	Remark (QP/PK/AV)
1	*	5923.047	39.27	22.53	61.80	-26.40	88.20	Peak
2		5925.000	37.58	22.56	60.14	-28.06	88.20	Peak
3		5954.005	83.93	22.36	106.29	N/A	N/A	Peak

Note:

1. " *", means this data is the worst emission level.
2. C.F (Correction Factor) = Antenna Factor (dB)+ Cable Loss (dB)– Preamplifier(dB)+ 16dB Attenuation.
3. Measurement(dBuV/m) = Reading(dBuV) + C.F (Correction Factor).
4.The emission levels of other frequencies are very lower than the limit and not show in test report.

EUT	ACCESS POINT	Date of Test	2021-03-27
Factor	WZ-AC2_BBHA9120D_1-18GHz	Temp. / Humidity	21.4°C/40%
Polarity	Vertical	Site / Test Engineer	AC2 / Jason Gao
Test Mode	Transmit by802.11ax-HE20 at Channel 5955MHz	Test Voltage	120V/60Hz

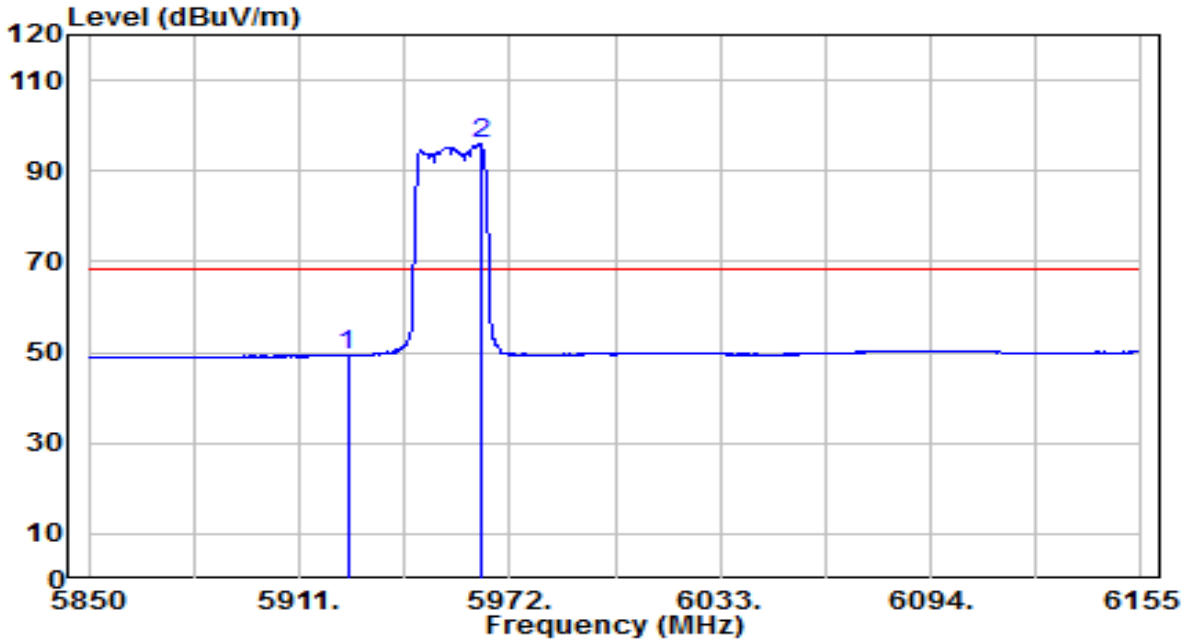

No		Frequency (MHz)	Reading (dBuV)	C.F (dB)	Measurement (dBuV/m)	Margin (dB)	Limit (dBuV/m)	Remark (QP/PK/AV)
1	*	5925.000	26.81	22.56	49.36	-18.84	68.20	AV
2		5963.612	73.62	22.28	95.90	N/A	N/A	AV

Note:

1. " *", means this data is the worst emission level.
2. C.F (Correction Factor) = Antenna Factor (dB)+ Cable Loss (dB)– Preamplifier(dB)+ 16dB Attenuation.
3. Measurement(dBuV/m) = Reading(dBuV) + C.F (Correction Factor).
4.The emission levels of other frequencies are very lower than the limit and not show in test report.

EUT	ACCESS POINT	Date of Test	2021-03-27
Factor	WZ-AC2_BBHA9120D_1-18GHz	Temp. / Humidity	21.4°C/40%
Polarity	Horizontal	Site / Test Engineer	AC2 / Jason Gao
Test Mode	Transmit by802.11ax-HE20 at Channel 7095MHz	Test Voltage	120V/60Hz

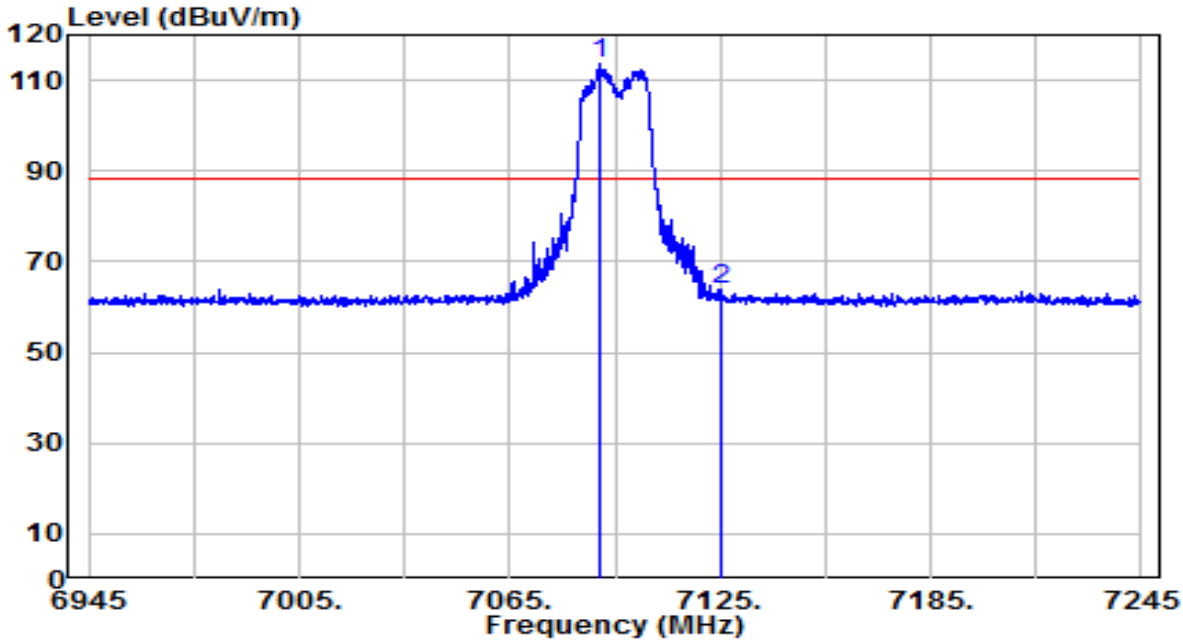

No		Frequency (MHz)	Reading (dBuV)	C.F (dB)	Measurement (dBuV/m)	Margin (dB)	Limit (dBuV/m)	Remark (QP/PK/AV)
1		7090.950	86.30	27.51	113.81	N/A	N/A	Peak
2	*	7125.000	36.01	27.70	63.72	-24.48	88.20	Peak

Note:

1. " *", means this data is the worst emission level.
2. C.F (Correction Factor) = Antenna Factor (dB)+ Cable Loss (dB)– Preamplifier(dB)+ 16dB Attenuation.
3. Measurement(dBuV/m) = Reading(dBuV) + C.F (Correction Factor).
4.The emission levels of other frequencies are very lower than the limit and not show in test report.

EUT	ACCESS POINT	Date of Test	2021-03-27
Factor	WZ-AC2_BBHA9120D_1-18GHz	Temp. / Humidity	21.4°C/40%
Polarity	Horizontal	Site / Test Engineer	AC2 / Jason Gao
Test Mode	Transmit by802.11ax-HE20 at Channel 7095MHz	Test Voltage	120V/60Hz

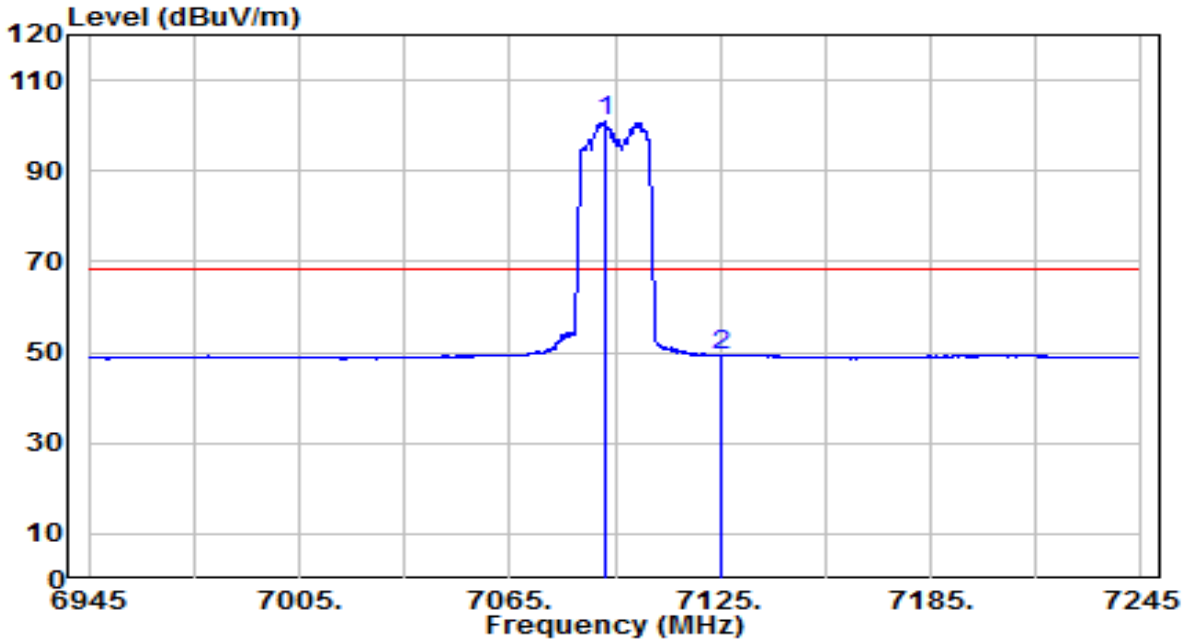

No		Frequency (MHz)	Reading (dBuV)	C.F (dB)	Measurement (dBuV/m)	Margin (dB)	Limit (dBuV/m)	Remark (QP/PK/AV)
1		7092.150	73.27	27.53	100.80	N/A	N/A	AV
2	*	7125.000	21.68	27.70	49.38	-18.82	68.20	AV

Note:

1. " *", means this data is the worst emission level.
2. C.F (Correction Factor) = Antenna Factor (dB)+ Cable Loss (dB)– Preamplifier(dB)+ 16dB Attenuation.
3. Measurement(dBuV/m) = Reading(dBuV) + C.F (Correction Factor).
4.The emission levels of other frequencies are very lower than the limit and not show in test report.

EUT	ACCESS POINT	Date of Test	2021-03-27
Factor	WZ-AC2_BBHA9120D_1-18GHz	Temp. / Humidity	21.4°C/40%
Polarity	Vertical	Site / Test Engineer	AC2 / Jason Gao
Test Mode	Transmit by802.11ax-HE20 at Channel 7095MHz	Test Voltage	120V/60Hz

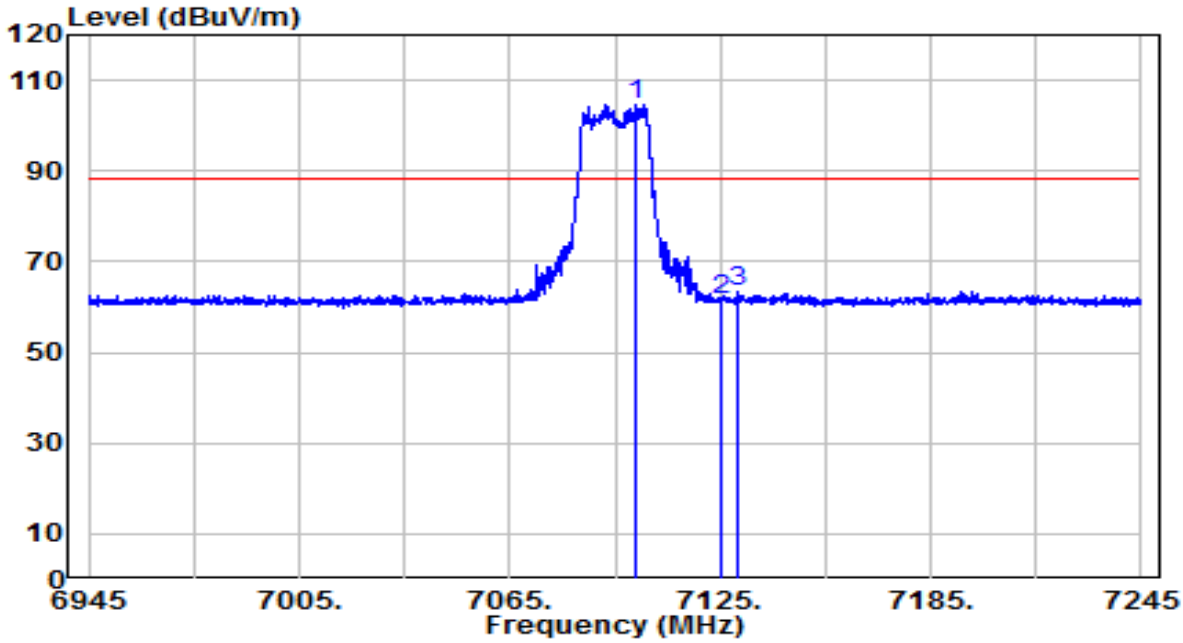

No		Frequency (MHz)	Reading (dBuV)	C.F (dB)	Measurement (dBuV/m)	Margin (dB)	Limit (dBuV/m)	Remark (QP/PK/AV)
1		7101.000	76.90	27.70	104.60	N/A	N/A	Peak
2		7125.000	33.87	27.70	61.57	-26.63	88.20	Peak
3	*	7130.250	35.73	27.65	63.39	-24.81	88.20	Peak

Note:

1. " *", means this data is the worst emission level.
2. C.F (Correction Factor) = Antenna Factor (dB)+ Cable Loss (dB)– Preamplifier(dB)+ 16dB Attenuation.
3. Measurement(dBuV/m) = Reading(dBuV) + C.F (Correction Factor).
4.The emission levels of other frequencies are very lower than the limit and not show in test report.

EUT	ACCESS POINT	Date of Test	2021-03-27
Factor	WZ-AC2_BBHA9120D_1-18GHz	Temp. / Humidity	21.4°C/40%
Polarity	Vertical	Site / Test Engineer	AC2 / Jason Gao
Test Mode	Transmit by802.11ax-HE20 at Channel 7095MHz	Test Voltage	120V/60Hz

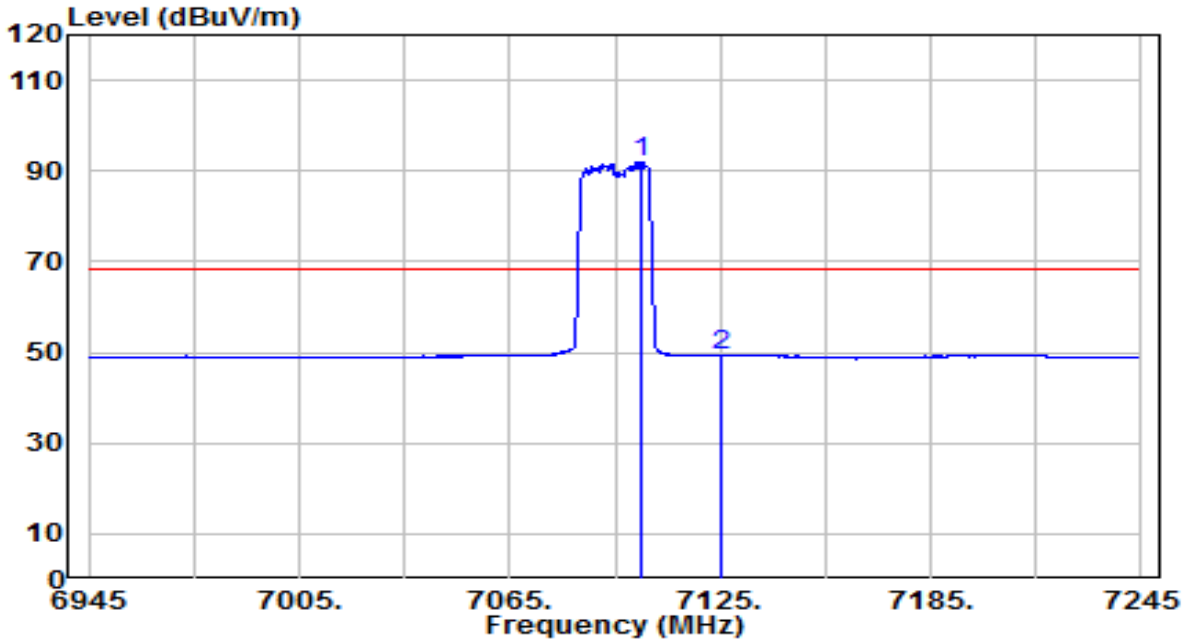

No		Frequency (MHz)	Reading (dBuV)	C.F (dB)	Measurement (dBuV/m)	Margin (dB)	Limit (dBuV/m)	Remark (QP/PK/AV)
1		7102.200	64.36	27.72	92.08	N/A	N/A	AV
2	*	7125.000	21.74	27.70	49.45	-18.75	68.20	AV

Note:

1. " *", means this data is the worst emission level.
2. C.F (Correction Factor) = Antenna Factor (dB)+ Cable Loss (dB)– Preamplifier(dB)+ 16dB Attenuation.
3. Measurement(dBuV/m) = Reading(dBuV) + C.F (Correction Factor).
4.The emission levels of other frequencies are very lower than the limit and not show in test report.

EUT	ACCESS POINT	Date of Test	2021-03-27
Factor	WZ-AC2_BBHA9120D_1-18GHz	Temp. / Humidity	21.4°C/40%
Polarity	Horizontal	Site / Test Engineer	AC2 / Jason Gao
Test Mode	Transmit by802.11ax-HE40 at Channel 5965MHz	Test Voltage	120V/60Hz

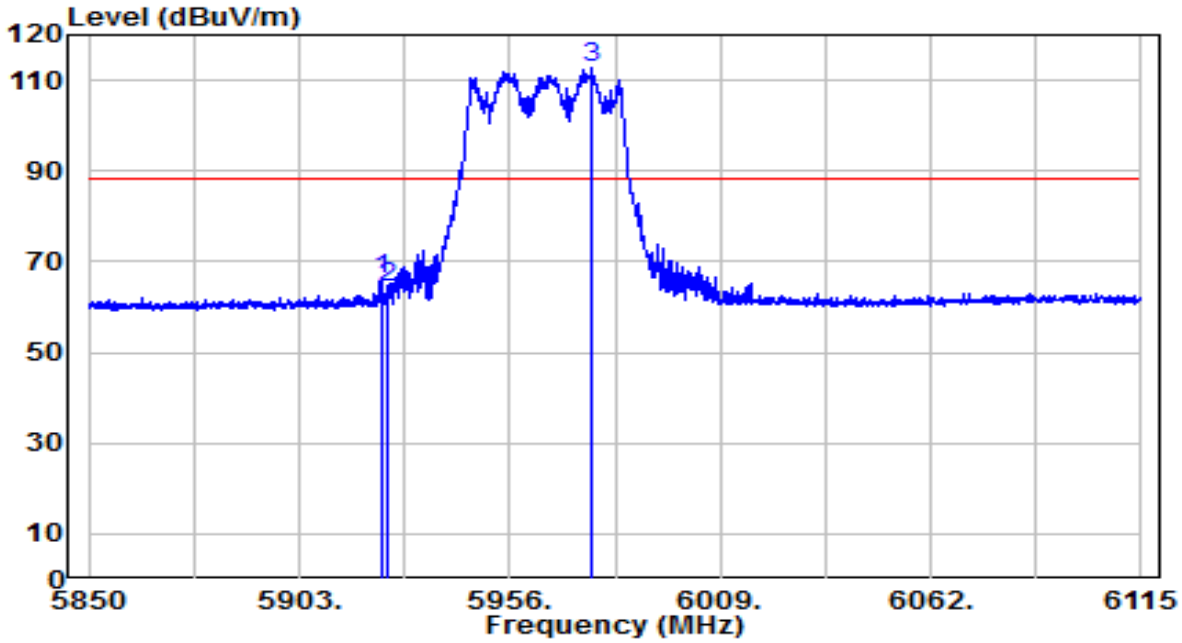

No		Frequency (MHz)	Reading (dBuV)	C.F (dB)	Measurement (dBuV/m)	Margin (dB)	Limit (dBuV/m)	Remark (QP/PK/AV)
1	*	5923.935	43.57	22.54	66.12	-22.08	88.20	Peak
2		5924.995	41.74	22.56	64.29	-23.91	88.20	Peak
3		5976.405	90.40	22.48	112.88	N/A	N/A	Peak

Note:

1. " *", means this data is the worst emission level.
2. C.F (Correction Factor) = Antenna Factor (dB)+ Cable Loss (dB)– Preamplifier(dB)+ 16dB Attenuation.
3. Measurement(dBuV/m) = Reading(dBuV) + C.F (Correction Factor).
4.The emission levels of other frequencies are very lower than the limit and not show in test report.

EUT	ACCESS POINT	Date of Test	2021-03-27
Factor	WZ-AC2_BBHA9120D_1-18GHz	Temp. / Humidity	21.4°C/40%
Polarity	Horizontal	Site / Test Engineer	AC2 / Jason Gao
Test Mode	Transmit by802.11ax-HE40 at Channel 5965MHz	Test Voltage	120V/60Hz

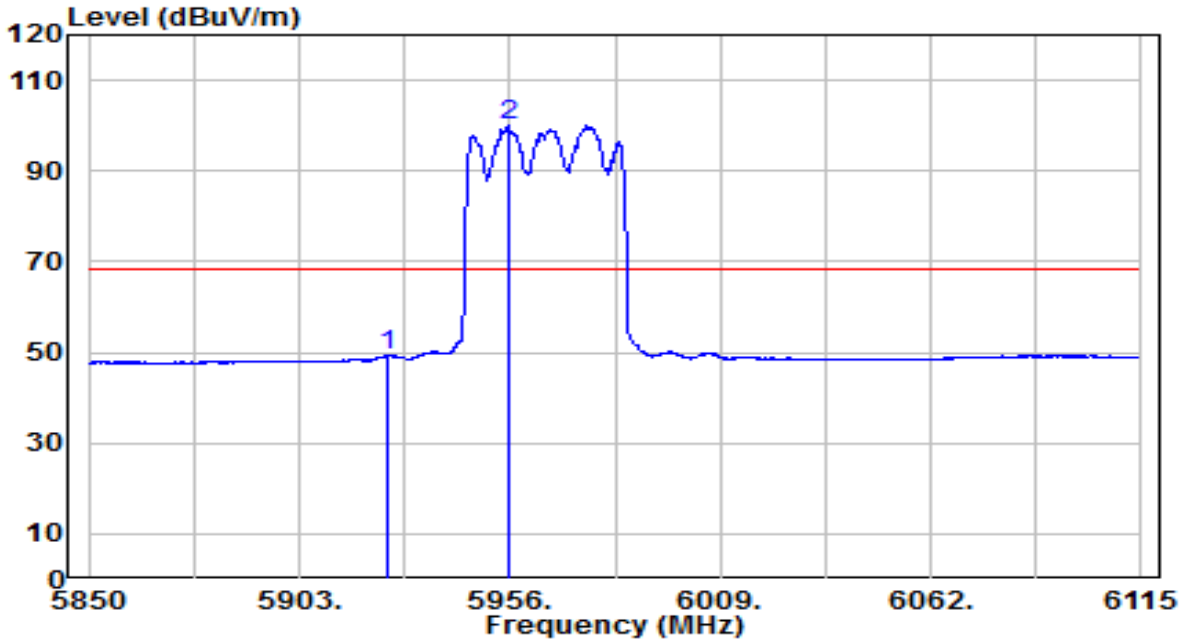

No		Frequency (MHz)	Reading (dBuV)	C.F (dB)	Measurement (dBuV/m)	Margin (dB)	Limit (dBuV/m)	Remark (QP/PK/AV)
1	*	5925.000	26.59	22.56	49.14	-19.06	68.20	AV
2		5955.735	77.55	22.35	99.90	N/A	N/A	AV

Note:

1. " *", means this data is the worst emission level.
2. C.F (Correction Factor) = Antenna Factor (dB)+ Cable Loss (dB)– Preamplifier(dB)+ 16dB Attenuation.
3. Measurement(dBuV/m) = Reading(dBuV) + C.F (Correction Factor).
4.The emission levels of other frequencies are very lower than the limit and not show in test report.

EUT	ACCESS POINT	Date of Test	2021-03-27
Factor	WZ-AC2_BBHA9120D_1-18GHz	Temp. / Humidity	21.4°C/40%
Polarity	Vertical	Site / Test Engineer	AC2 / Jason Gao
Test Mode	Transmit by802.11ax-HE40 at Channel 5965MHz	Test Voltage	120V/60Hz

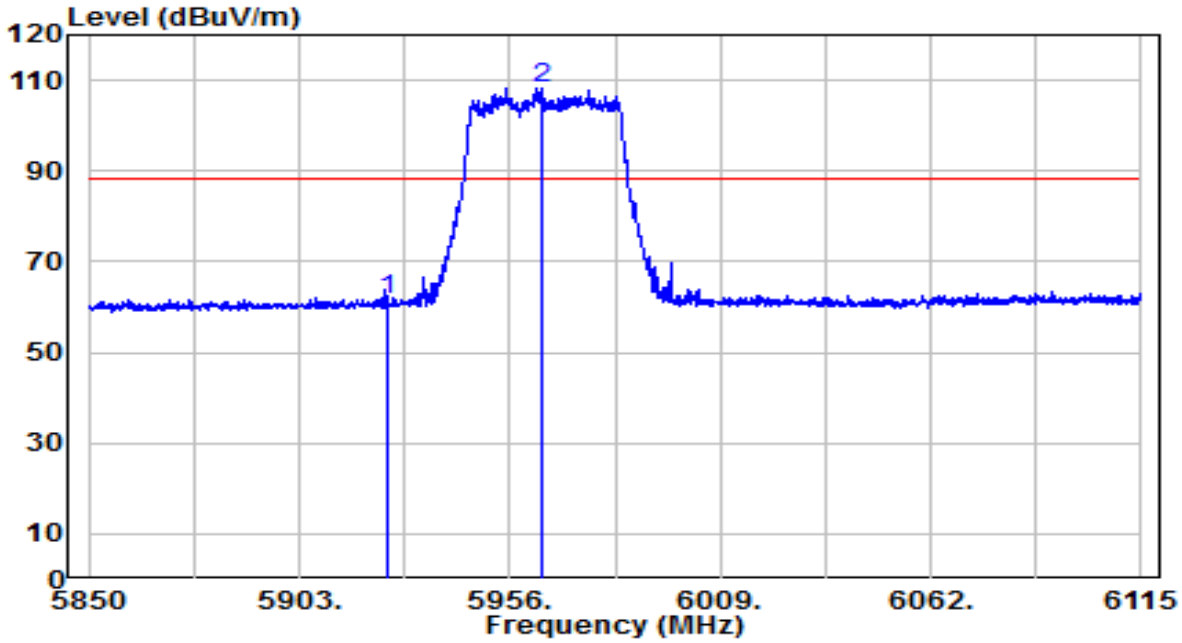

No		Frequency (MHz)	Reading (dBuV)	C.F (dB)	Measurement (dBuV/m)	Margin (dB)	Limit (dBuV/m)	Remark (QP/PK/AV)
1	*	5925.000	38.95	22.56	61.50	-26.70	88.20	Peak
2		5964.348	86.07	22.29	108.35	N/A	N/A	Peak

Note:

1. " *", means this data is the worst emission level.
2. C.F (Correction Factor) = Antenna Factor (dB)+ Cable Loss (dB)– Preamplifier(dB)+ 16dB Attenuation.
3. Measurement(dBuV/m) = Reading(dBuV) + C.F (Correction Factor).
4.The emission levels of other frequencies are very lower than the limit and not show in test report.

EUT	ACCESS POINT	Date of Test	2021-03-27
Factor	WZ-AC2_BBHA9120D_1-18GHz	Temp. / Humidity	21.4°C/40%
Polarity	Vertical	Site / Test Engineer	AC2 / Jason Gao
Test Mode	Transmit by802.11ax-HE40 at Channel 5965MHz	Test Voltage	120V/60Hz

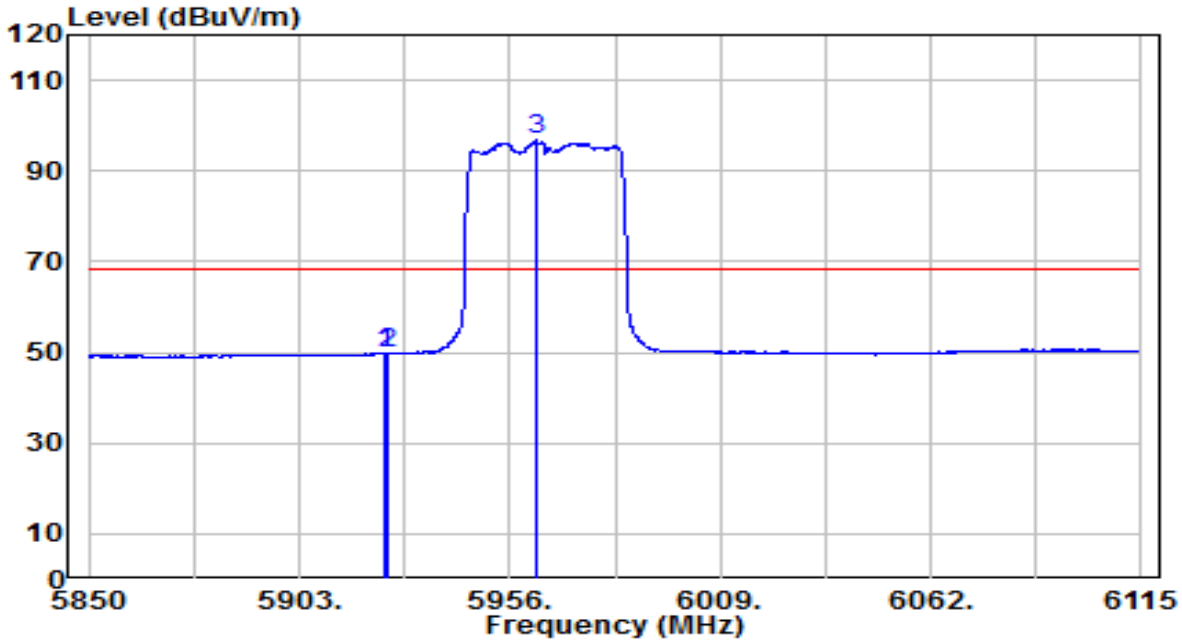

No		Frequency (MHz)	Reading (dBuV)	C.F (dB)	Measurement (dBuV/m)	Margin (dB)	Limit (dBuV/m)	Remark (QP/PK/AV)
1	*	5924.465	27.25	22.55	49.80	-18.40	68.20	AV
2		5925.000	27.15	22.56	49.71	-18.49	68.20	AV
3		5962.890	74.49	22.29	96.78	N/A	N/A	AV

Note:

1. " *", means this data is the worst emission level.
2. C.F (Correction Factor) = Antenna Factor (dB)+ Cable Loss (dB)– Preamplifier(dB)+ 16dB Attenuation.
3. Measurement(dBuV/m) = Reading(dBuV) + C.F (Correction Factor).
4.The emission levels of other frequencies are very lower than the limit and not show in test report.

EUT	ACCESS POINT	Date of Test	2021-03-27
Factor	WZ-AC2_BBHA9120D_1-18GHz	Temp. / Humidity	21.4°C/40%
Polarity	Horizontal	Site / Test Engineer	AC2 / Jason Gao
Test Mode	Transmit by802.11ax-HE40 at Channel 7085MHz	Test Voltage	120V/60Hz

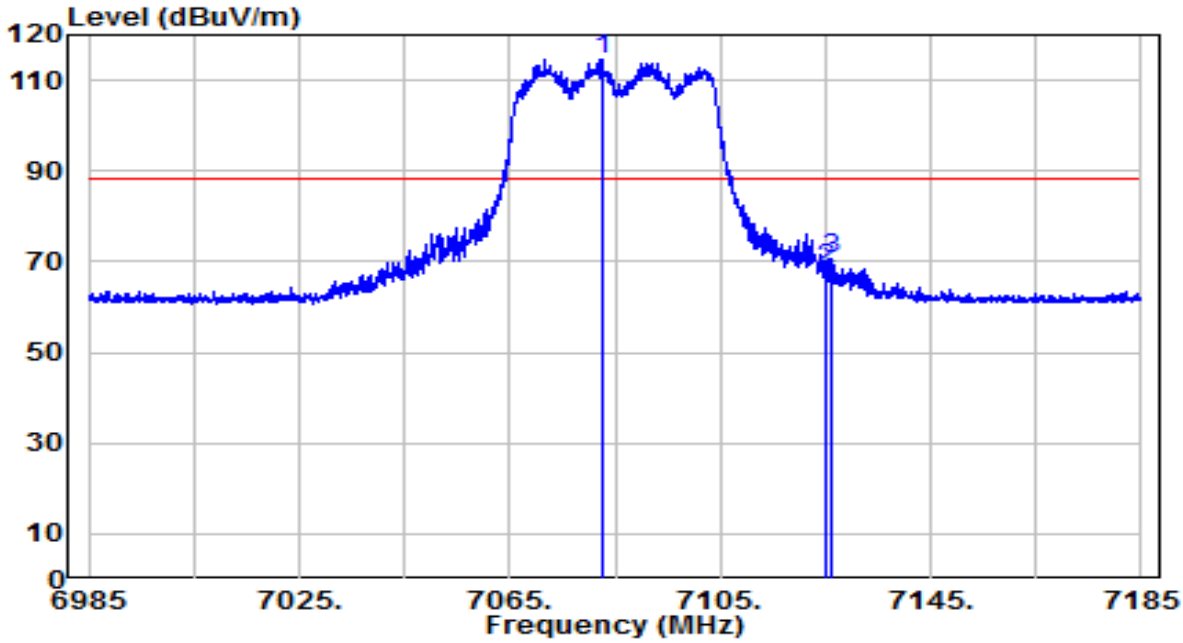

No		Frequency (MHz)	Reading (dBuV)	C.F (dB)	Measurement (dBuV/m)	Margin (dB)	Limit (dBuV/m)	Remark (QP/PK/AV)
1		7082.600	87.31	27.38	114.69	N/A	N/A	Peak
2		7125.000	40.50	27.70	68.21	-19.99	88.20	Peak
3	*	7126.100	43.14	27.69	70.83	-17.37	88.20	Peak

Note:

1. " *", means this data is the worst emission level.
2. C.F (Correction Factor) = Antenna Factor (dB)+ Cable Loss (dB)– Preamplifier(dB)+ 16dB Attenuation.
3. Measurement(dBuV/m) = Reading(dBuV) + C.F (Correction Factor).
4.The emission levels of other frequencies are very lower than the limit and not show in test report.

EUT	ACCESS POINT	Date of Test	2021-03-27
Factor	WZ-AC2_BBHA9120D_1-18GHz	Temp. / Humidity	21.4°C/40%
Polarity	Horizontal	Site / Test Engineer	AC2 / Jason Gao
Test Mode	Transmit by802.11ax-HE40 at Channel 7085MHz	Test Voltage	120V/60Hz

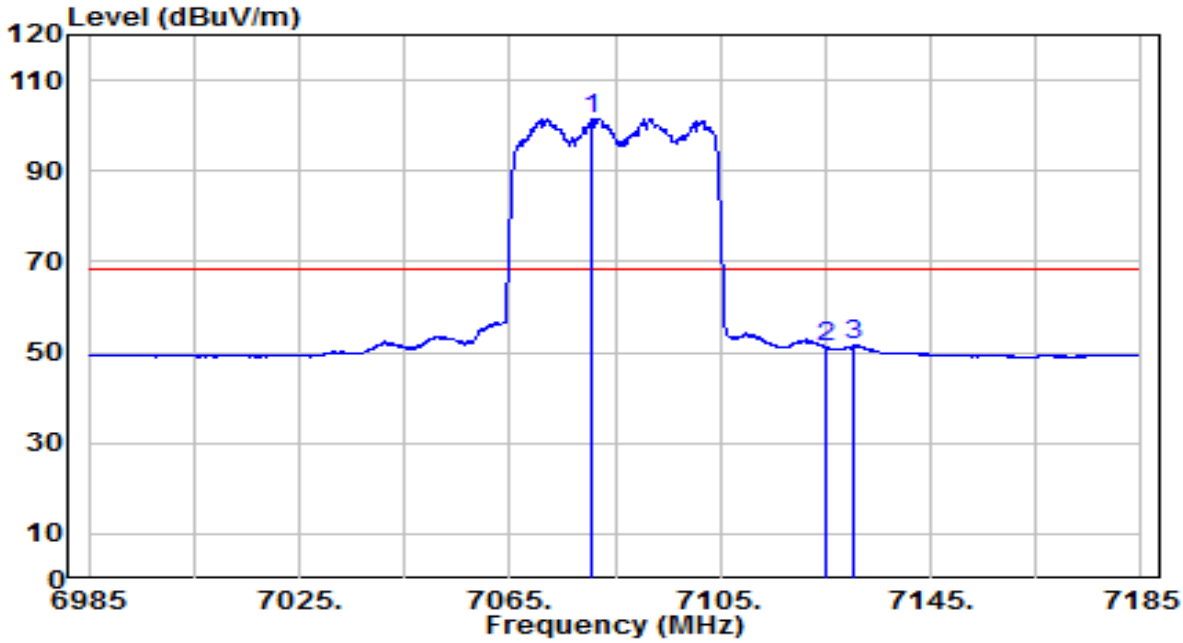

No		Frequency (MHz)	Reading (dBuV)	C.F (dB)	Measurement (dBuV/m)	Margin (dB)	Limit (dBuV/m)	Remark (QP/PK/AV)
1		7080.800	74.30	27.36	101.66	N/A	N/A	AV
2		7125.000	23.63	27.70	51.33	-16.87	68.20	AV
3	*	7130.500	23.80	27.65	51.45	-16.75	68.20	AV

Note:

1. " *", means this data is the worst emission level.
2. C.F (Correction Factor) = Antenna Factor (dB)+ Cable Loss (dB)– Preamplifier(dB)+ 16dB Attenuation.
3. Measurement(dBuV/m) = Reading(dBuV) + C.F (Correction Factor).
4.The emission levels of other frequencies are very lower than the limit and not show in test report.

EUT	ACCESS POINT	Date of Test	2021-03-27
Factor	WZ-AC2_BBHA9120D_1-18GHz	Temp. / Humidity	21.4°C/40%
Polarity	Vertical	Site / Test Engineer	AC2 / Jason Gao
Test Mode	Transmit by802.11ax-HE40 at Channel 7085MHz	Test Voltage	120V/60Hz

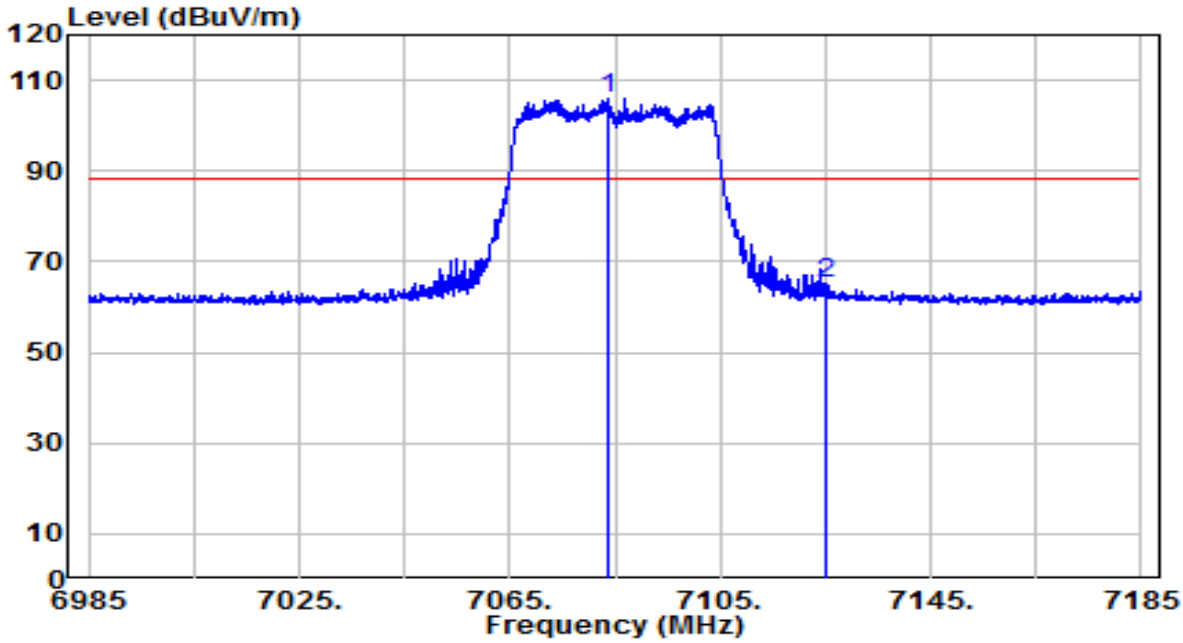

No		Frequency (MHz)	Reading (dBuV)	C.F (dB)	Measurement (dBuV/m)	Margin (dB)	Limit (dBuV/m)	Remark (QP/PK/AV)
1		7083.500	78.52	27.40	105.91	N/A	N/A	Peak
2	*	7125.000	37.55	27.70	65.25	-22.95	88.20	Peak

Note:

1. " *", means this data is the worst emission level.
2. C.F (Correction Factor) = Antenna Factor (dB)+ Cable Loss (dB)– Preamplifier(dB)+ 16dB Attenuation.
3. Measurement(dBuV/m) = Reading(dBuV) + C.F (Correction Factor).
4.The emission levels of other frequencies are very lower than the limit and not show in test report.

EUT	ACCESS POINT	Date of Test	2021-03-27
Factor	WZ-AC2_BBHA9120D_1-18GHz	Temp. / Humidity	21.4°C/40%
Polarity	Vertical	Site / Test Engineer	AC2 / Jason Gao
Test Mode	Transmit by802.11ax-HE40 at Channel 7085MHz	Test Voltage	120V/60Hz

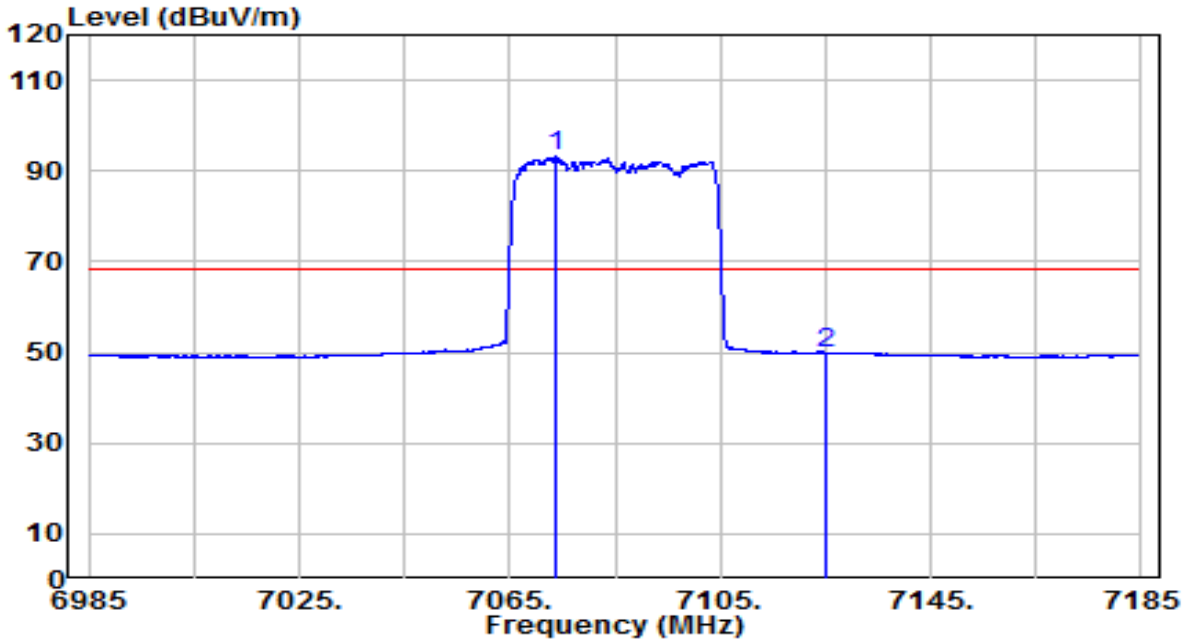

No		Frequency (MHz)	Reading (dBuV)	C.F (dB)	Measurement (dBuV/m)	Margin (dB)	Limit (dBuV/m)	Remark (QP/PK/AV)
1		7073.800	65.80	27.26	93.06	N/A	N/A	AV
2	*	7125.000	22.24	27.70	49.94	-18.26	68.20	AV

Note:

1. " *", means this data is the worst emission level.
2. C.F (Correction Factor) = Antenna Factor (dB)+ Cable Loss (dB)– Preamplifier(dB)+ 16dB Attenuation.
3. Measurement(dBuV/m) = Reading(dBuV) + C.F (Correction Factor).
4.The emission levels of other frequencies are very lower than the limit and not show in test report.

EUT	ACCESS POINT	Date of Test	2021-03-27
Factor	WZ-AC2_BBHA9120D_1-18GHz	Temp. / Humidity	21.4°C/40%
Polarity	Horizontal	Site / Test Engineer	AC2 / Jason Gao
Test Mode	Transmit by802.11ax-HE80 at Channel 5985MHz	Test Voltage	120V/60Hz

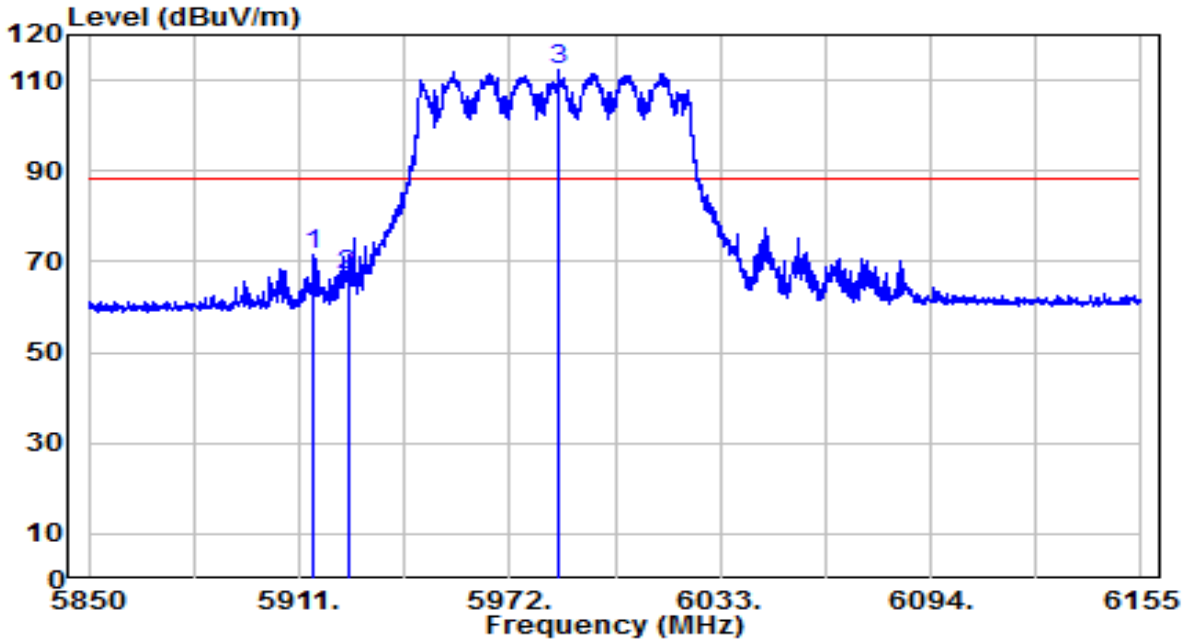

No		Frequency (MHz)	Reading (dBuV)	C.F (dB)	Measurement (dBuV/m)	Margin (dB)	Limit (dBuV/m)	Remark (QP/PK/AV)
1	*	5914.965	48.97	22.38	71.35	-16.85	88.20	Peak
2		5925.000	44.42	22.56	66.98	-21.22	88.20	Peak
3		5986.030	89.69	22.59	112.28	N/A	N/A	Peak

Note:

1. " *", means this data is the worst emission level.
2. C.F (Correction Factor) = Antenna Factor (dB)+ Cable Loss (dB)– Preamplifier(dB)+ 16dB Attenuation.
3. Measurement(dBuV/m) = Reading(dBuV) + C.F (Correction Factor).
4.The emission levels of other frequencies are very lower than the limit and not show in test report.

EUT	ACCESS POINT	Date of Test	2021-03-27
Factor	WZ-AC2_BBHA9120D_1-18GHz	Temp. / Humidity	21.4°C/40%
Polarity	Horizontal	Site / Test Engineer	AC2 / Jason Gao
Test Mode	Transmit by802.11ax-HE80 at Channel 5985MHz	Test Voltage	120V/60Hz

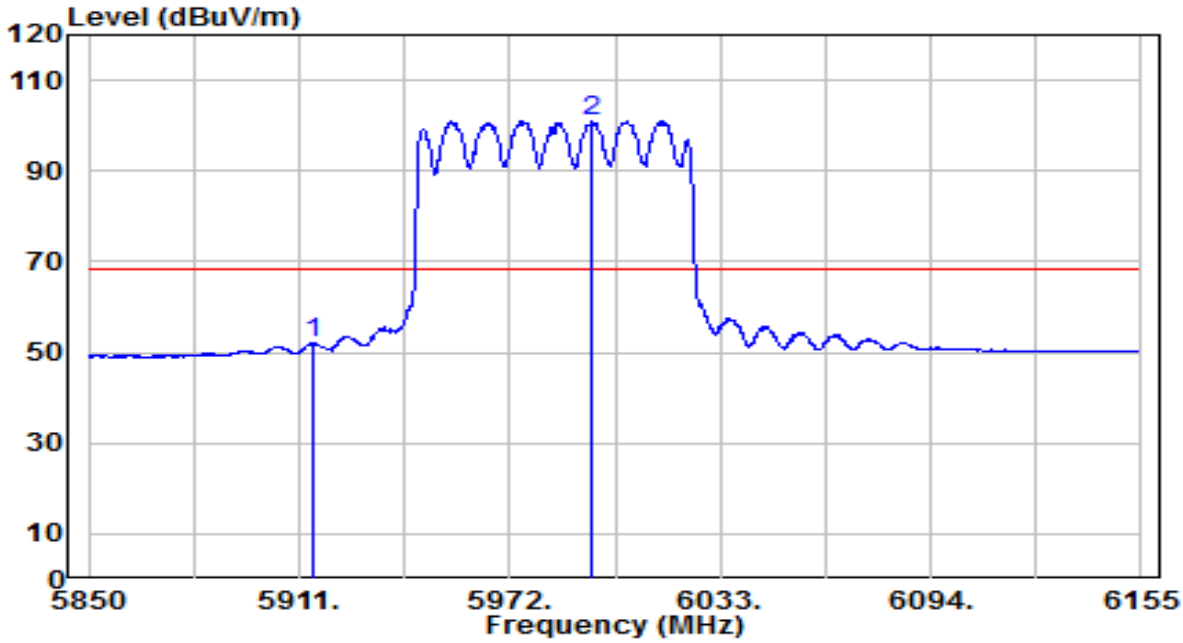

No		Frequency (MHz)	Reading (dBuV)	C.F (dB)	Measurement (dBuV/m)	Margin (dB)	Limit (dBuV/m)	Remark (QP/PK/AV)
1	*	5915.000	29.63	22.38	52.01	-16.19	68.20	AV
2		5995.942	78.23	22.81	101.04	N/A	N/A	AV

Note:

1. " *", means this data is the worst emission level.
2. C.F (Correction Factor) = Antenna Factor (dB)+ Cable Loss (dB)– Preamplifier(dB)+ 16dB Attenuation.
3. Measurement(dBuV/m) = Reading(dBuV) + C.F (Correction Factor).
4.The emission levels of other frequencies are very lower than the limit and not show in test report.

EUT	ACCESS POINT	Date of Test	2021-03-27
Factor	WZ-AC2_BBHA9120D_1-18GHz	Temp. / Humidity	21.4°C/40%
Polarity	Vertical	Site / Test Engineer	AC2 / Jason Gao
Test Mode	Transmit by802.11ax-HE80 at Channel 5985MHz	Test Voltage	120V/60Hz

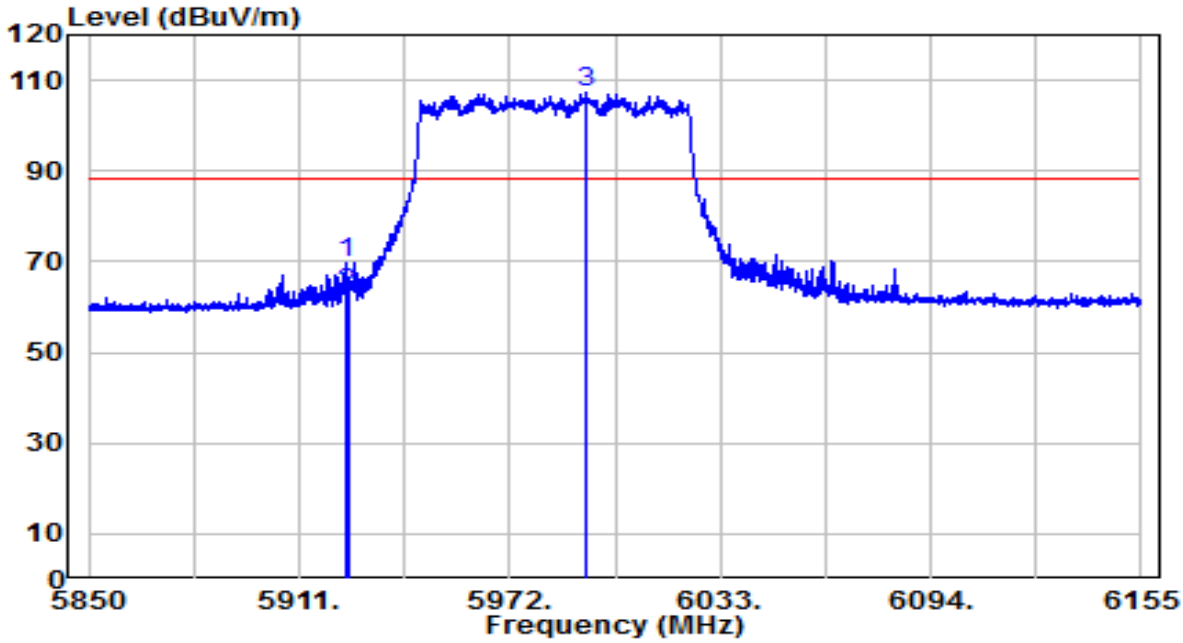

No		Frequency (MHz)	Reading (dBuV)	C.F (dB)	Measurement (dBuV/m)	Margin (dB)	Limit (dBuV/m)	Remark (QP/PK/AV)
1	*	5924.268	46.97	22.55	69.52	-18.68	88.20	Peak
2		5925.030	40.22	22.56	62.77	-25.43	88.20	Peak
3		5993.960	84.40	22.74	107.14	N/A	N/A	Peak

Note:

1. " *", means this data is the worst emission level.
2. C.F (Correction Factor) = Antenna Factor (dB)+ Cable Loss (dB)– Preamplifier(dB)+ 16dB Attenuation.
3. Measurement(dBuV/m) = Reading(dBuV) + C.F (Correction Factor).
4.The emission levels of other frequencies are very lower than the limit and not show in test report.

EUT	ACCESS POINT	Date of Test	2021-03-27
Factor	WZ-AC2_BBHA9120D_1-18GHz	Temp. / Humidity	21.4°C/40%
Polarity	Vertical	Site / Test Engineer	AC2 / Jason Gao
Test Mode	Transmit by802.11ax-HE80 at Channel 5985MHz	Test Voltage	120V/60Hz

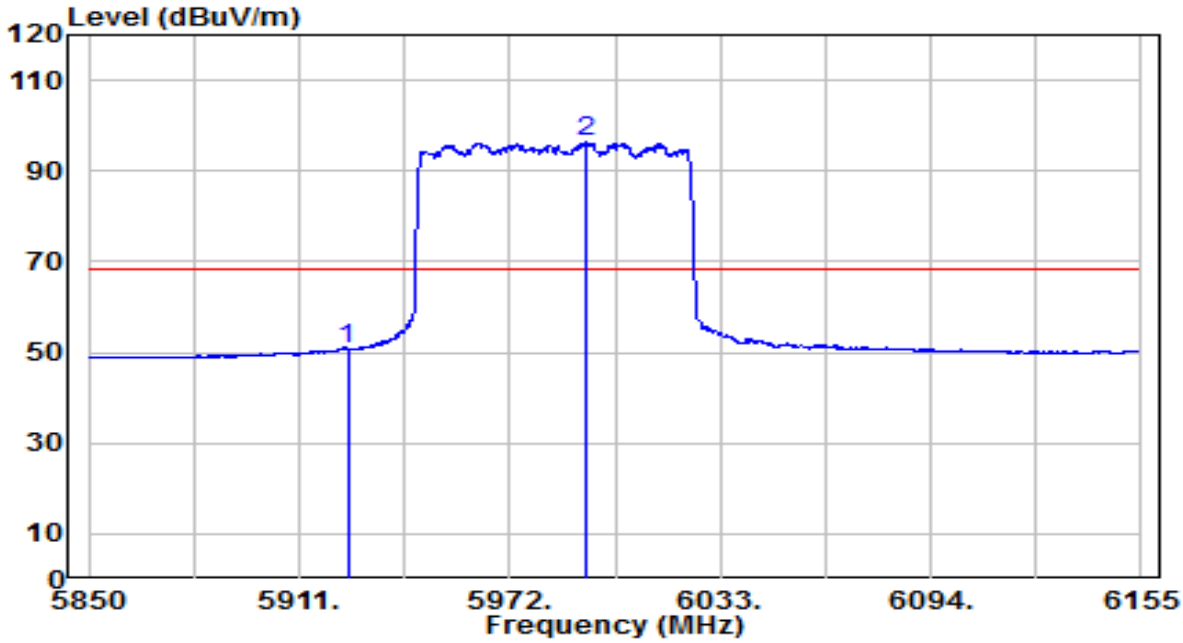

No		Frequency (MHz)	Reading (dBuV)	C.F (dB)	Measurement (dBuV/m)	Margin (dB)	Limit (dBuV/m)	Remark (QP/PK/AV)
1	*	5925.000	28.26	22.56	50.82	-17.38	68.20	AV
2		5993.960	73.51	22.74	96.25	N/A	N/A	AV

Note:

1. " *", means this data is the worst emission level.
2. C.F (Correction Factor) = Antenna Factor (dB)+ Cable Loss (dB)– Preamplifier(dB)+ 16dB Attenuation.
3. Measurement(dBuV/m) = Reading(dBuV) + C.F (Correction Factor).
4.The emission levels of other frequencies are very lower than the limit and not show in test report.

EUT	ACCESS POINT	Date of Test	2021-03-27
Factor	WZ-AC2_BBHA9120D_1-18GHz	Temp. / Humidity	21.4°C/40%
Polarity	Horizontal	Site / Test Engineer	AC2 / Jason Gao
Test Mode	Transmit by802.11ax-HE80 at Channel 7025MHz	Test Voltage	120V/60Hz

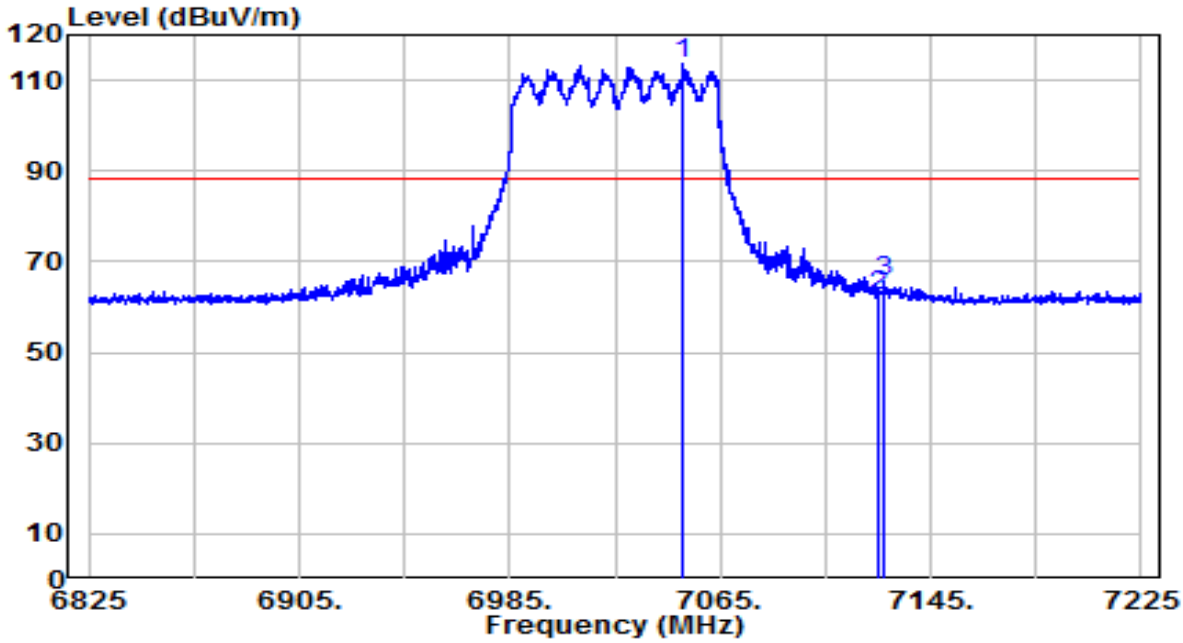

No		Frequency (MHz)	Reading (dBuV)	C.F (dB)	Measurement (dBuV/m)	Margin (dB)	Limit (dBuV/m)	Remark (QP/PK/AV)
1		7051.000	86.11	27.34	113.44	N/A	N/A	Peak
2		7125.000	34.71	27.70	62.42	-25.78	88.20	Peak
3	*	7127.400	37.78	27.68	65.46	-22.74	88.20	Peak

Note:

1. " *", means this data is the worst emission level.
2. C.F (Correction Factor) = Antenna Factor (dB)+ Cable Loss (dB)– Preamplifier(dB)+ 16dB Attenuation.
3. Measurement(dBuV/m) = Reading(dBuV) + C.F (Correction Factor).
4.The emission levels of other frequencies are very lower than the limit and not show in test report.

EUT	ACCESS POINT	Date of Test	2021-03-27
Factor	WZ-AC2_BBHA9120D_1-18GHz	Temp. / Humidity	21.4°C/40%
Polarity	Horizontal	Site / Test Engineer	AC2 / Jason Gao
Test Mode	Transmit by802.11ax-HE80 at Channel 7025MHz	Test Voltage	120V/60Hz

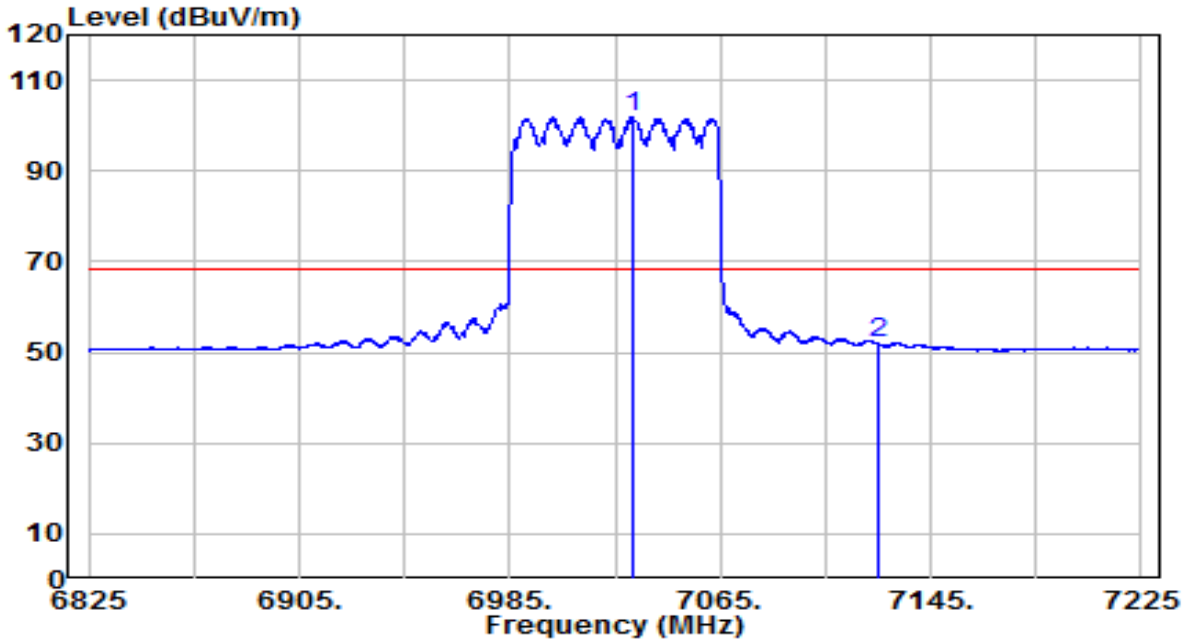

No		Frequency (MHz)	Reading (dBuV)	C.F (dB)	Measurement (dBuV/m)	Margin (dB)	Limit (dBuV/m)	Remark (QP/PK/AV)
1		7031.400	74.48	27.39	101.87	N/A	N/A	AV
2	*	7125.000	24.52	27.70	52.23	-15.97	68.20	AV

Note:

1. " *", means this data is the worst emission level.
2. C.F (Correction Factor) = Antenna Factor (dB)+ Cable Loss (dB)– Preamplifier(dB)+ 16dB Attenuation.
3. Measurement(dBuV/m) = Reading(dBuV) + C.F (Correction Factor).
4.The emission levels of other frequencies are very lower than the limit and not show in test report.

EUT	ACCESS POINT	Date of Test	2021-03-27
Factor	WZ-AC2_BBHA9120D_1-18GHz	Temp. / Humidity	21.4°C/40%
Polarity	Vertical	Site / Test Engineer	AC2 / Jason Gao
Test Mode	Transmit by802.11ax-HE80 at Channel 7025MHz	Test Voltage	120V/60Hz

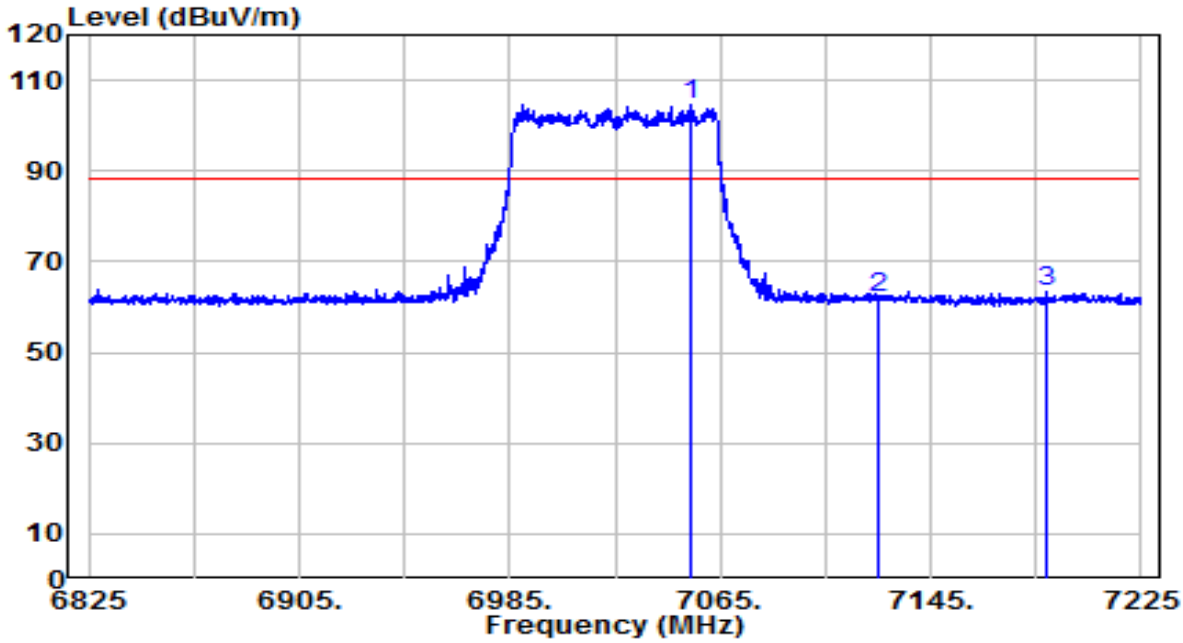

No		Frequency (MHz)	Reading (dBuV)	C.F (dB)	Measurement (dBuV/m)	Margin (dB)	Limit (dBuV/m)	Remark (QP/PK/AV)
1		7054.200	77.52	27.29	104.81	N/A	N/A	Peak
2		7125.000	34.23	27.70	61.93	-26.27	88.20	Peak
3	*	7189.200	35.45	27.91	63.36	-24.84	88.20	Peak

Note:

1. " *", means this data is the worst emission level.
2. C.F (Correction Factor) = Antenna Factor (dB)+ Cable Loss (dB)– Preamplifier(dB)+ 16dB Attenuation.
3. Measurement(dBuV/m) = Reading(dBuV) + C.F (Correction Factor).
4.The emission levels of other frequencies are very lower than the limit and not show in test report.

EUT	ACCESS POINT	Date of Test	2021-03-27
Factor	WZ-AC2_BBHA9120D_1-18GHz	Temp. / Humidity	21.4°C/40%
Polarity	Vertical	Site / Test Engineer	AC2 / Jason Gao
Test Mode	Transmit by802.11ax-HE80 at Channel 7025MHz	Test Voltage	120V/60Hz

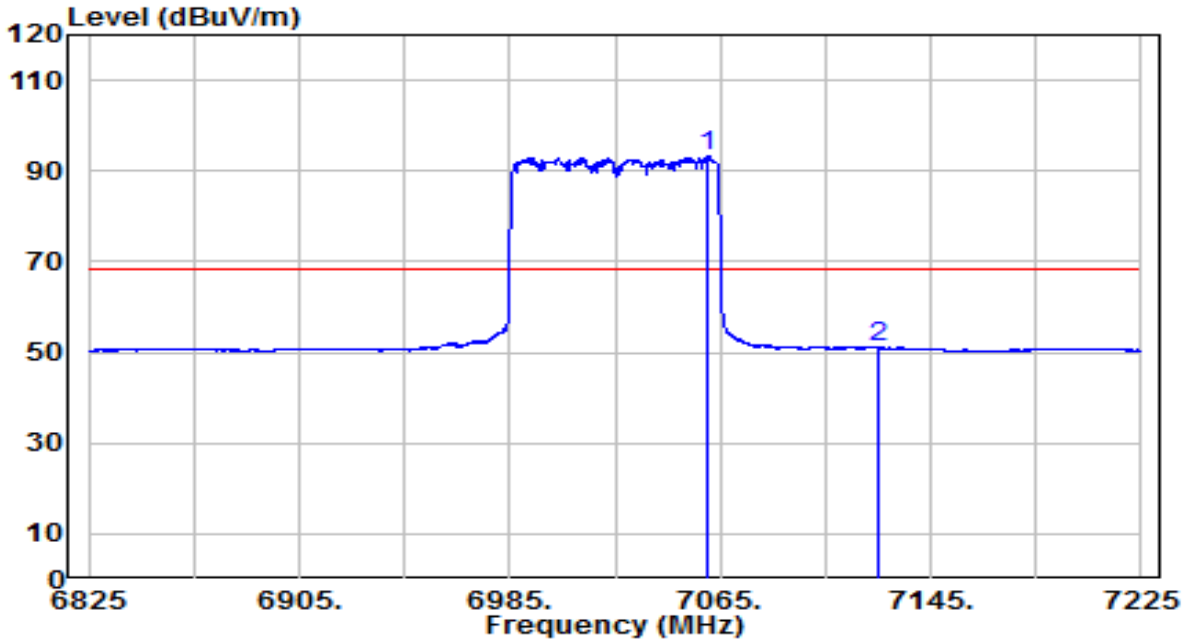

No		Frequency (MHz)	Reading (dBuV)	C.F (dB)	Measurement (dBuV/m)	Margin (dB)	Limit (dBuV/m)	Remark (QP/PK/AV)
1		7060.000	65.91	27.25	93.16	N/A	N/A	AV
2	*	7125.000	23.28	27.70	50.98	-17.22	68.20	AV

Note:

1. " *", means this data is the worst emission level.
2. C.F (Correction Factor) = Antenna Factor (dB)+ Cable Loss (dB)– Preamplifier(dB)+ 16dB Attenuation.
3. Measurement(dBuV/m) = Reading(dBuV) + C.F (Correction Factor).
4.The emission levels of other frequencies are very lower than the limit and not show in test report.

EUT	ACCESS POINT	Date of Test	2021-03-27
Factor	WZ-AC2_BBHA9120D_1-18GHz	Temp. / Humidity	21.4°C/40%
Polarity	Horizontal	Site / Test Engineer	AC2 / Jason Gao
Test Mode	Transmit by802.11ax-HE160 at Channel 6025MHz	Test Voltage	120V/60Hz

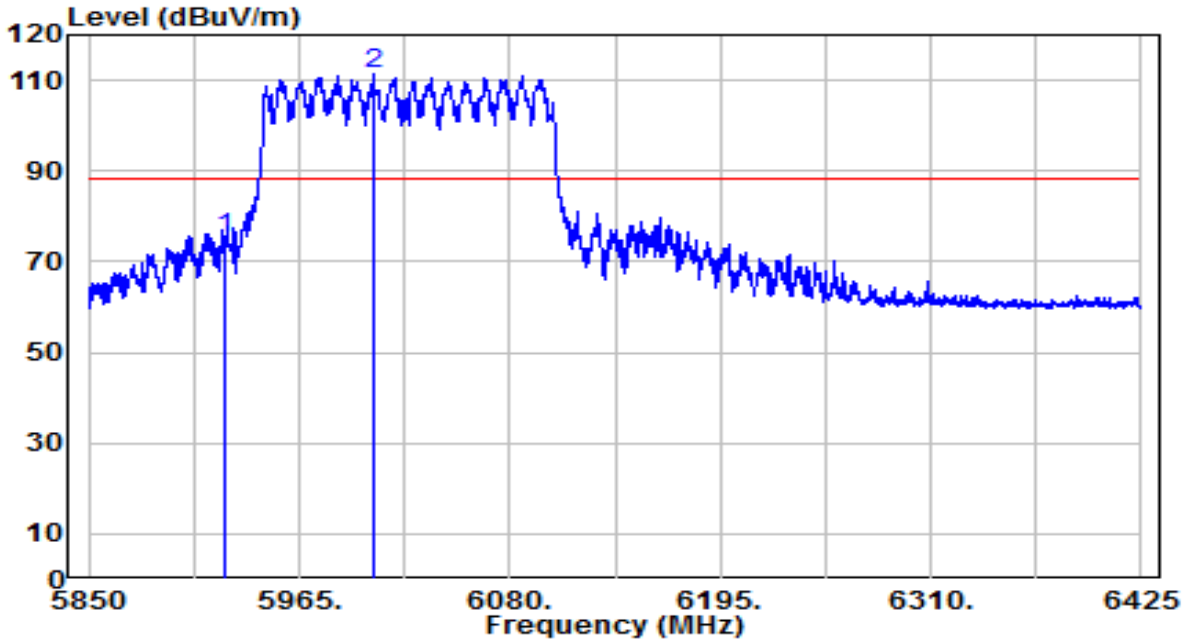

No		Frequency (MHz)	Reading (dBuV)	C.F (dB)	Measurement (dBuV/m)	Margin (dB)	Limit (dBuV/m)	Remark (QP/PK/AV)
1	*	5925.000	52.53	22.56	75.08	-13.12	88.20	Peak
2		6005.538	88.45	22.96	111.41	N/A	N/A	Peak

Note:

1. " *", means this data is the worst emission level.
2. C.F (Correction Factor) = Antenna Factor (dB)+ Cable Loss (dB)– Preamplifier(dB)+ 16dB Attenuation.
3. Measurement(dBuV/m) = Reading(dBuV) + C.F (Correction Factor).
4.The emission levels of other frequencies are very lower than the limit and not show in test report.

EUT	ACCESS POINT	Date of Test	2021-03-27
Factor	WZ-AC2_BBHA9120D_1-18GHz	Temp. / Humidity	21.4°C/40%
Polarity	Horizontal	Site / Test Engineer	AC2 / Jason Gao
Test Mode	Transmit by802.11ax-HE160 at Channel 6025MHz	Test Voltage	120V/60Hz

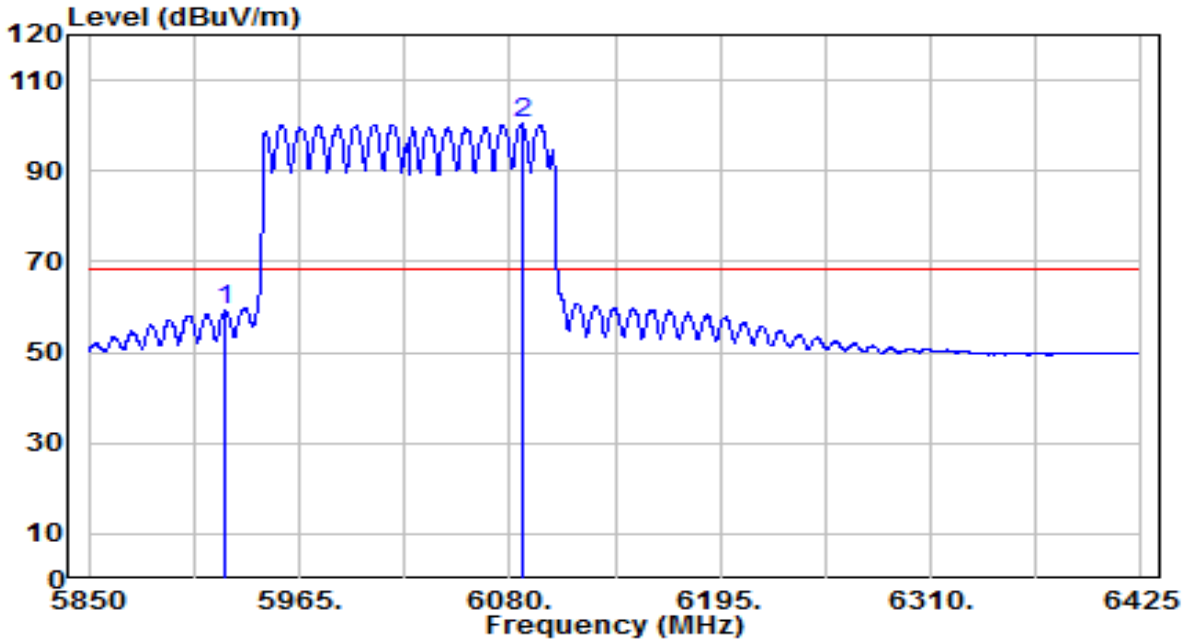

No		Frequency (MHz)	Reading (dBuV)	C.F (dB)	Measurement (dBuV/m)	Margin (dB)	Limit (dBuV/m)	Remark (QP/PK/AV)
1	*	5924.844	36.60	22.55	59.15	-9.05	68.20	AV
2		6087.094	76.96	23.47	100.43	N/A	N/A	AV

Note:

1. " *", means this data is the worst emission level.
2. C.F (Correction Factor) = Antenna Factor (dB)+ Cable Loss (dB)– Preamplifier(dB)+ 16dB Attenuation.
3. Measurement(dBuV/m) = Reading(dBuV) + C.F (Correction Factor).
4.The emission levels of other frequencies are very lower than the limit and not show in test report.

EUT	ACCESS POINT	Date of Test	2021-03-27
Factor	WZ-AC2_BBHA9120D_1-18GHz	Temp. / Humidity	21.4°C/40%
Polarity	Vertical	Site / Test Engineer	AC2 / Jason Gao
Test Mode	Transmit by802.11ax-HE160 at Channel 6025MHz	Test Voltage	120V/60Hz

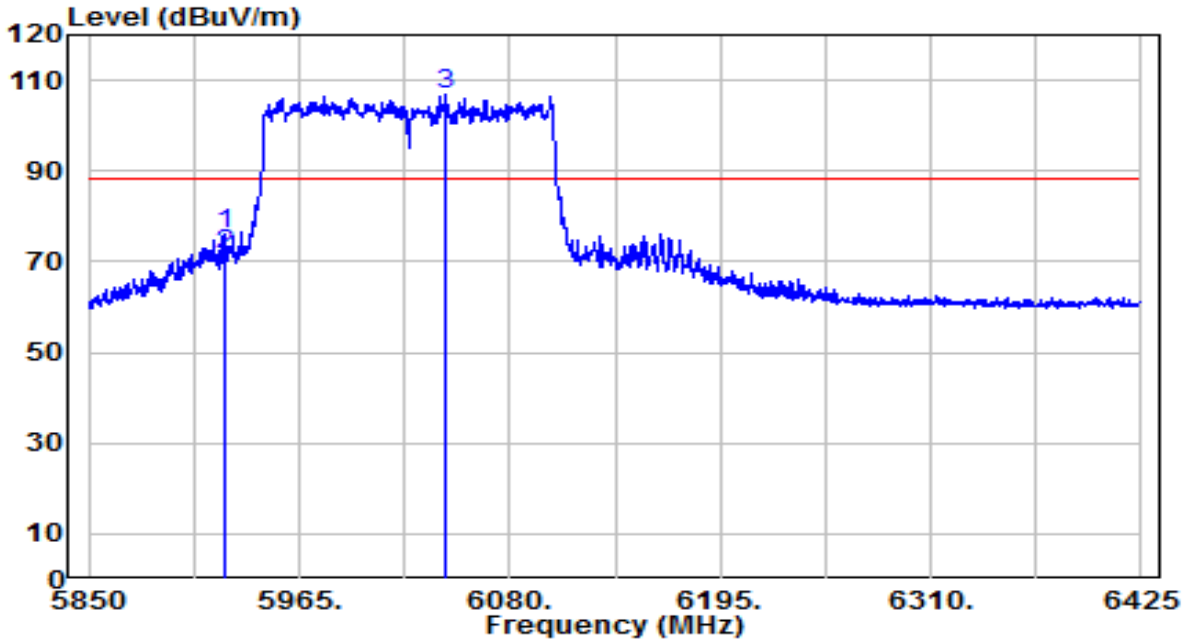

No		Frequency (MHz)	Reading (dBuV)	C.F (dB)	Measurement (dBuV/m)	Margin (dB)	Limit (dBuV/m)	Remark (QP/PK/AV)
1	*	5923.813	53.33	22.54	75.87	-12.33	88.20	Peak
2		5925.000	49.09	22.56	71.65	-16.55	88.20	Peak
3		6045.500	83.97	22.78	106.75	N/A	N/A	Peak

Note:

1. " *", means this data is the worst emission level.
2. C.F (Correction Factor) = Antenna Factor (dB)+ Cable Loss (dB)– Preamplifier(dB)+ 16dB Attenuation.
3. Measurement(dBuV/m) = Reading(dBuV) + C.F (Correction Factor).
4.The emission levels of other frequencies are very lower than the limit and not show in test report.

EUT	ACCESS POINT	Date of Test	2021-03-27
Factor	WZ-AC2_BBHA9120D_1-18GHz	Temp. / Humidity	21.4°C/40%
Polarity	Vertical	Site / Test Engineer	AC2 / Jason Gao
Test Mode	Transmit by802.11ax-HE160 at Channel 6025MHz	Test Voltage	120V/60Hz

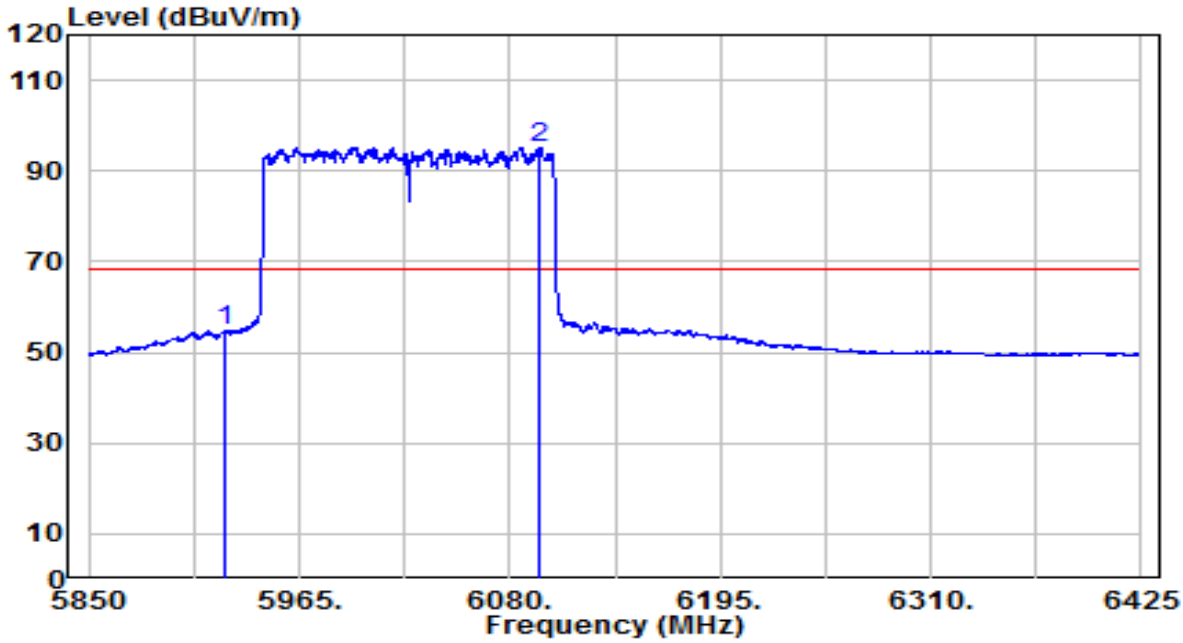

No		Frequency (MHz)	Reading (dBuV)	C.F (dB)	Measurement (dBuV/m)	Margin (dB)	Limit (dBuV/m)	Remark (QP/PK/AV)
1	*	5925.000	32.31	22.56	54.86	-13.34	68.20	AV
2		6095.688	72.05	23.19	95.23	N/A	N/A	AV

Note:

1. " *", means this data is the worst emission level.
2. C.F (Correction Factor) = Antenna Factor (dB)+ Cable Loss (dB)– Preamplifier(dB)+ 16dB Attenuation.
3. Measurement(dBuV/m) = Reading(dBuV) + C.F (Correction Factor).
4.The emission levels of other frequencies are very lower than the limit and not show in test report.

EUT	ACCESS POINT	Date of Test	2021-03-27
Factor	WZ-AC2_BBHA9120D_1-18GHz	Temp. / Humidity	21.4°C/40%
Polarity	Horizontal	Site / Test Engineer	AC2 / Jason Gao
Test Mode	Transmit by802.11ax-HE160 at Channel 6985MHz	Test Voltage	120V/60Hz

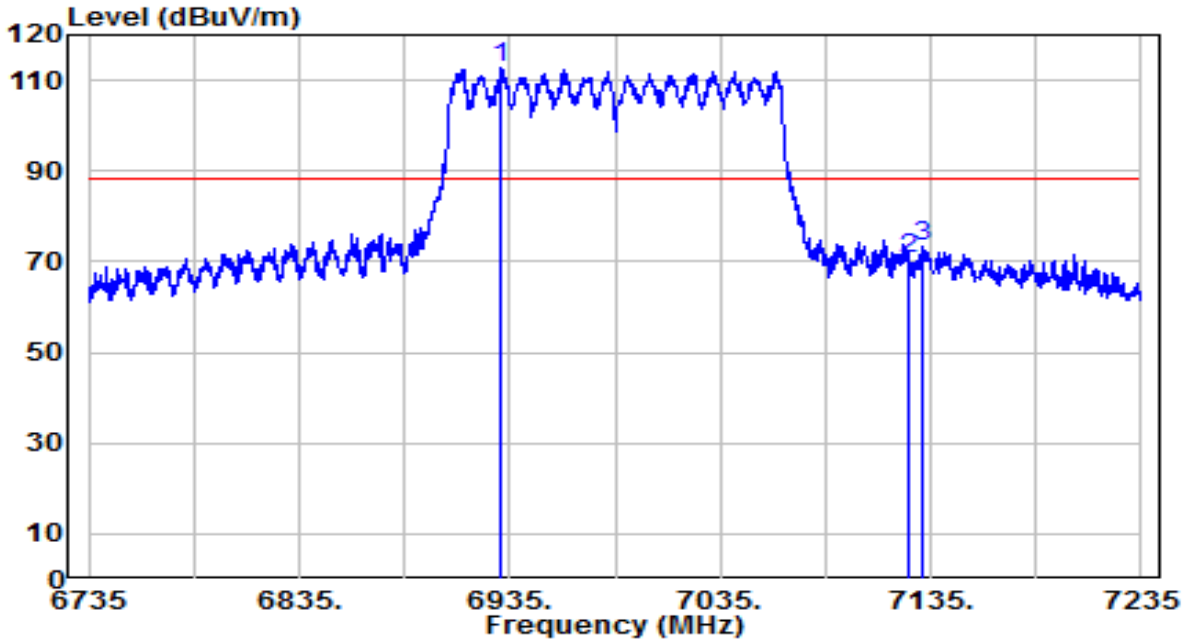

No		Frequency (MHz)	Reading (dBuV)	C.F (dB)	Measurement (dBuV/m)	Margin (dB)	Limit (dBuV/m)	Remark (QP/PK/AV)
1		6931.250	86.23	26.33	112.56	N/A	N/A	Peak
2		7125.000	42.99	27.70	70.69	-17.51	88.20	Peak
3	*	7131.500	45.86	27.64	73.50	-14.70	88.20	Peak

Note:

1. " *", means this data is the worst emission level.
2. C.F (Correction Factor) = Antenna Factor (dB)+ Cable Loss (dB)– Preamplifier(dB)+ 16dB Attenuation.
3. Measurement(dBuV/m) = Reading(dBuV) + C.F (Correction Factor).
4.The emission levels of other frequencies are very lower than the limit and not show in test report.

EUT	ACCESS POINT	Date of Test	2021-03-27
Factor	WZ-AC2_BBHA9120D_1-18GHz	Temp. / Humidity	21.4°C/40%
Polarity	Horizontal	Site / Test Engineer	AC2 / Jason Gao
Test Mode	Transmit by802.11ax-HE160 at Channel 6985MHz	Test Voltage	120V/60Hz

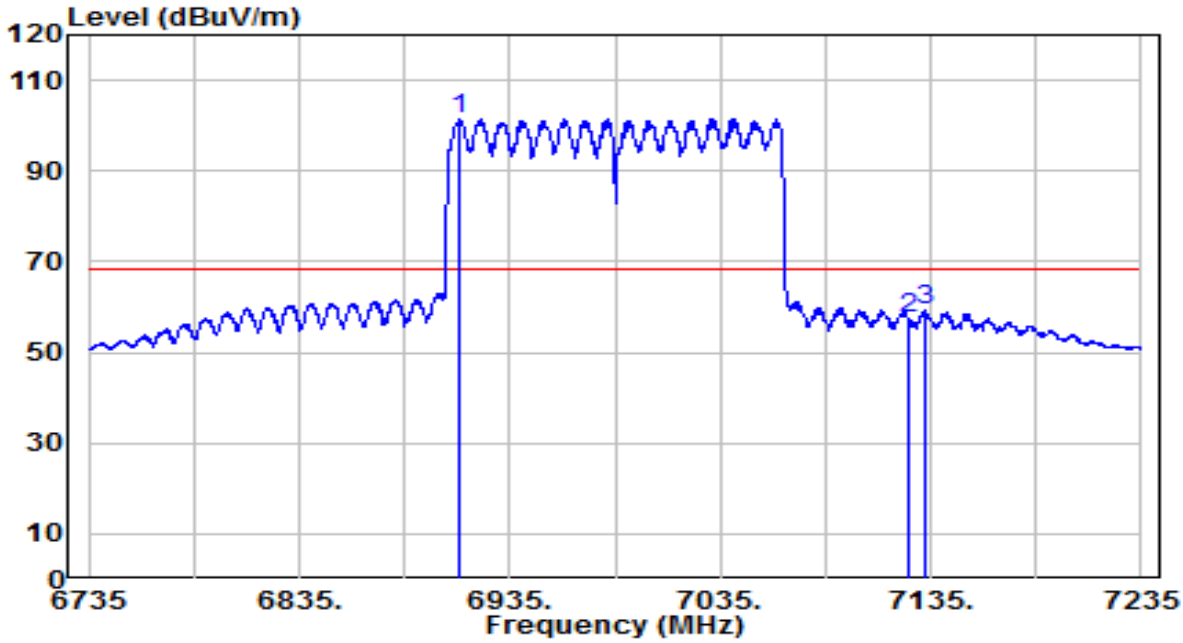

No		Frequency (MHz)	Reading (dBuV)	C.F (dB)	Measurement (dBuV/m)	Margin (dB)	Limit (dBuV/m)	Remark (QP/PK/AV)
1		6911.250	75.57	25.91	101.48	N/A	N/A	AV
2		7125.000	29.85	27.70	57.55	-10.65	68.20	AV
3	*	7132.000	31.50	27.64	59.14	-9.06	68.20	AV

Note:

1. " *", means this data is the worst emission level.
2. C.F (Correction Factor) = Antenna Factor (dB)+ Cable Loss (dB)– Preamplifier(dB)+ 16dB Attenuation.
3. Measurement(dBuV/m) = Reading(dBuV) + C.F (Correction Factor).
4.The emission levels of other frequencies are very lower than the limit and not show in test report.

EUT	ACCESS POINT	Date of Test	2021-03-27
Factor	WZ-AC2_BBHA9120D_1-18GHz	Temp. / Humidity	21.4°C/40%
Polarity	Vertical	Site / Test Engineer	AC2 / Jason Gao
Test Mode	Transmit by802.11ax-HE160 at Channel 6985MHz	Test Voltage	120V/60Hz

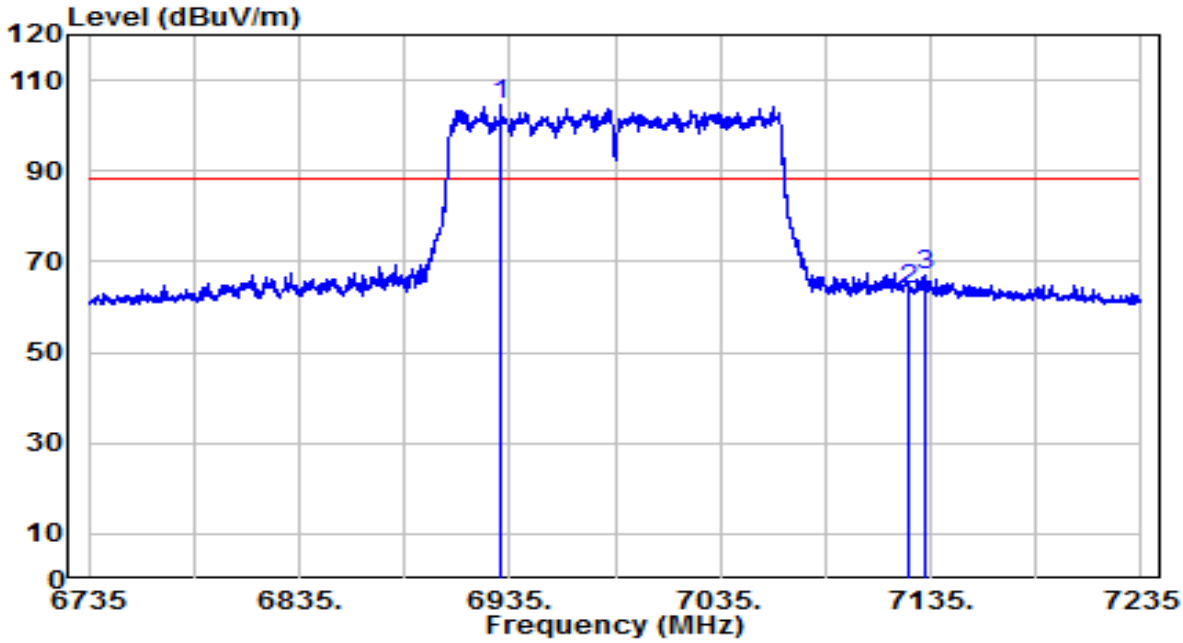

No		Frequency (MHz)	Reading (dBuV)	C.F (dB)	Measurement (dBuV/m)	Margin (dB)	Limit (dBuV/m)	Remark (QP/PK/AV)
1		6930.750	78.38	26.33	104.71	N/A	N/A	Peak
2		7125.000	36.08	27.70	63.78	-24.42	88.20	Peak
3	*	7132.750	39.30	27.63	66.93	-21.27	88.20	Peak

Note:

1. " *", means this data is the worst emission level.
2. C.F (Correction Factor) = Antenna Factor (dB)+ Cable Loss (dB)– Preamplifier(dB)+ 16dB Attenuation.
3. Measurement(dBuV/m) = Reading(dBuV) + C.F (Correction Factor).
4.The emission levels of other frequencies are very lower than the limit and not show in test report.

EUT	ACCESS POINT	Date of Test	2021-03-27
Factor	WZ-AC2_BBHA9120D_1-18GHz	Temp. / Humidity	21.4°C/40%
Polarity	Vertical	Site / Test Engineer	AC2 / Jason Gao
Test Mode	Transmit by802.11ax-HE160 at Channel 6985MHz	Test Voltage	120V/60Hz

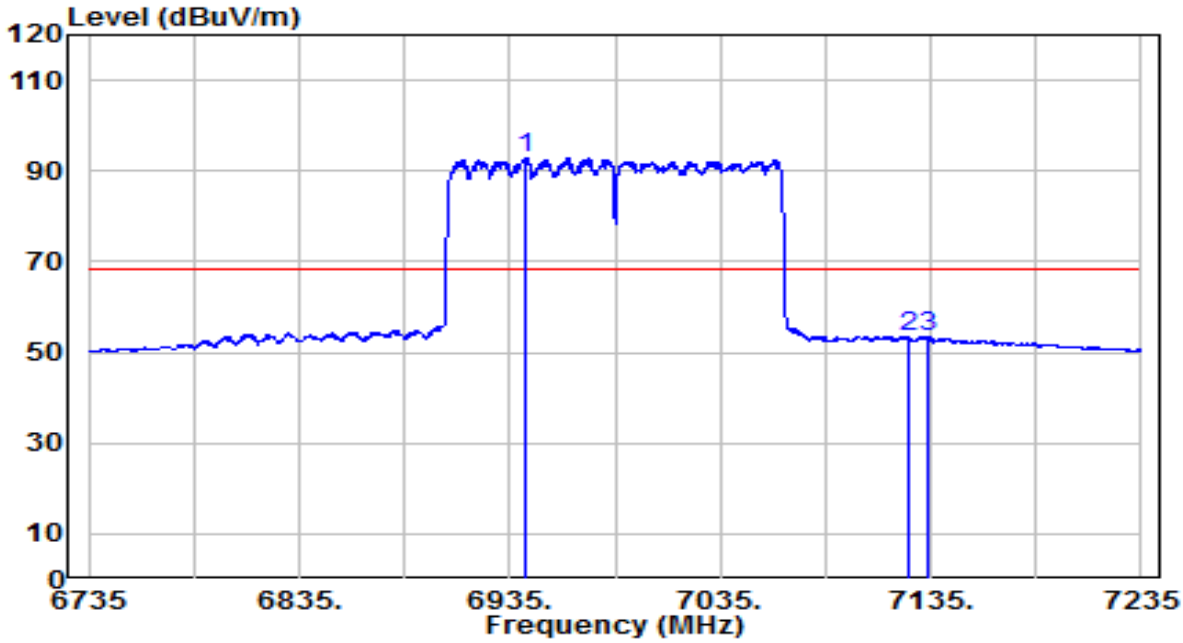

No		Frequency (MHz)	Reading (dBuV)	C.F (dB)	Measurement (dBuV/m)	Margin (dB)	Limit (dBuV/m)	Remark (QP/PK/AV)
1		6943.000	66.51	26.43	92.94	N/A	N/A	AV
2		7125.000	25.52	27.70	53.23	-14.97	68.20	AV
3	*	7133.750	25.83	27.62	53.45	-14.75	68.20	AV

Note:

1. " *", means this data is the worst emission level.
2. C.F (Correction Factor) = Antenna Factor (dB)+ Cable Loss (dB)– Preamplifier(dB)+ 16dB Attenuation.
3. Measurement(dBuV/m) = Reading(dBuV) + C.F (Correction Factor).
4.The emission levels of other frequencies are very lower than the limit and not show in test report.

Type B Filter Configuration

EUT	ACCESS POINT	Date of Test	2021-05-09
Factor	WZ-AC2_Horn 3117_1-18GHz	Temp. / Humidity	21.4°C/40%
Polarity	Horizontal	Site / Test Engineer	AC2 / Jason Gao
Test Mode	Transmit by802.11ax-HE20 at Channel 5955MHz	Test Voltage	120V/60Hz

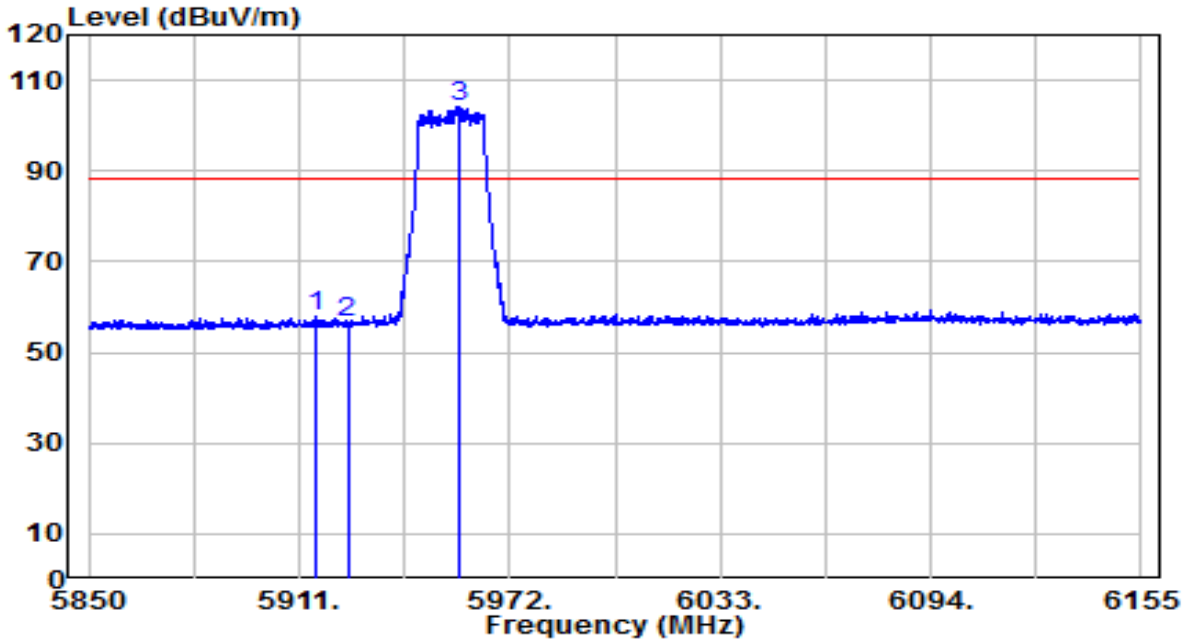

No		Frequency (MHz)	Reading (dBuV)	C.F (dB)	Measurement (dBuV/m)	Margin (dB)	Limit (dBuV/m)	Remark (QP/PK/AV)
1	*	5916.033	32.83	24.94	57.77	-30.43	88.20	Peak
2		5925.000	31.35	25.06	56.41	-31.79	88.20	Peak
3		5957.208	79.57	24.77	104.34	N/A	N/A	Peak

Note:

1. " *", means this data is the worst emission level.
2. C.F (Correction Factor) = Antenna Factor (dB)+ Cable Loss (dB)– Preamplifier(dB)+ 16dB Attenuation.
3. Measurement(dBuV/m) = Reading(dBuV) + C.F (Correction Factor).
4.The emission levels of other frequencies are very lower than the limit and not show in test report.

EUT	ACCESS POINT	Date of Test	2021-05-09
Factor	WZ-AC2_Horn 3117_1-18GHz	Temp. / Humidity	21.4°C/40%
Polarity	Horizontal	Site / Test Engineer	AC2 / Jason Gao
Test Mode	Transmit by802.11ax-HE20 at Channel 5955MHz	Test Voltage	120V/60Hz

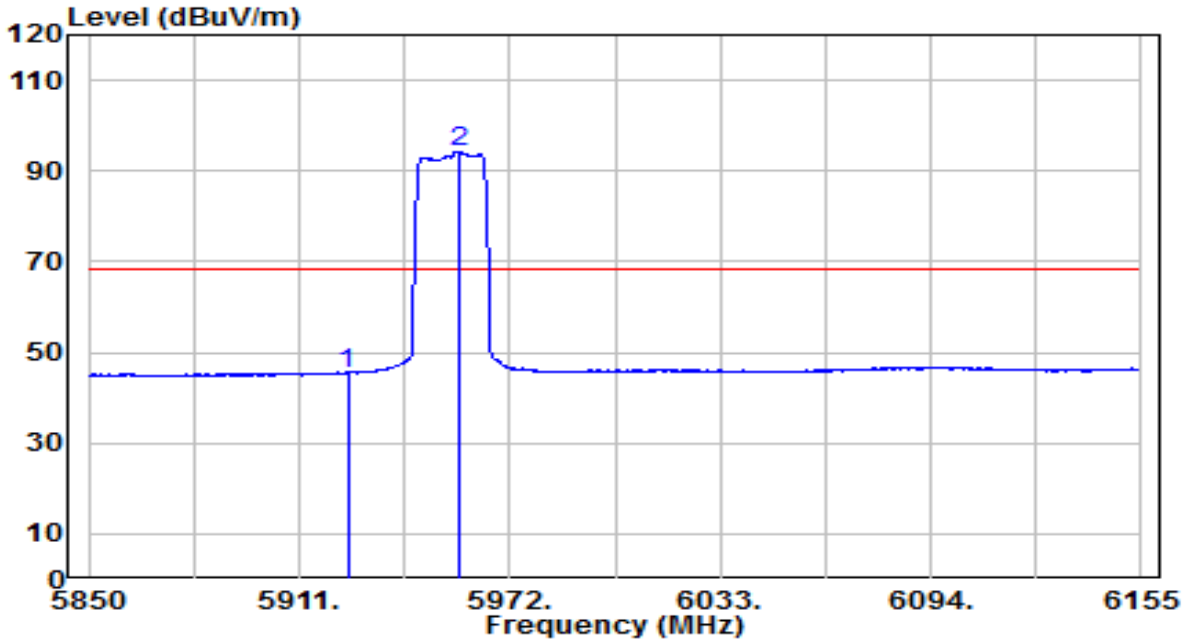

No		Frequency (MHz)	Reading (dBuV)	C.F (dB)	Measurement (dBuV/m)	Margin (dB)	Limit (dBuV/m)	Remark (QP/PK/AV)
1	*	5925.000	20.37	25.06	45.43	-22.77	68.20	AV
2		5957.360	69.55	24.77	94.32	N/A	N/A	AV

Note:

1. " *", means this data is the worst emission level.
2. C.F (Correction Factor) = Antenna Factor (dB)+ Cable Loss (dB)– Preamplifier(dB)+ 16dB Attenuation.
3. Measurement(dBuV/m) = Reading(dBuV) + C.F (Correction Factor).
4.The emission levels of other frequencies are very lower than the limit and not show in test report.

EUT	ACCESS POINT	Date of Test	2021-05-09
Factor	WZ-AC2_Horn 3117_1-18GHz	Temp. / Humidity	21.4°C/40%
Polarity	Vertical	Site / Test Engineer	AC2 / Jason Gao
Test Mode	Transmit by802.11ax-HE20 at Channel 5955MHz	Test Voltage	120V/60Hz

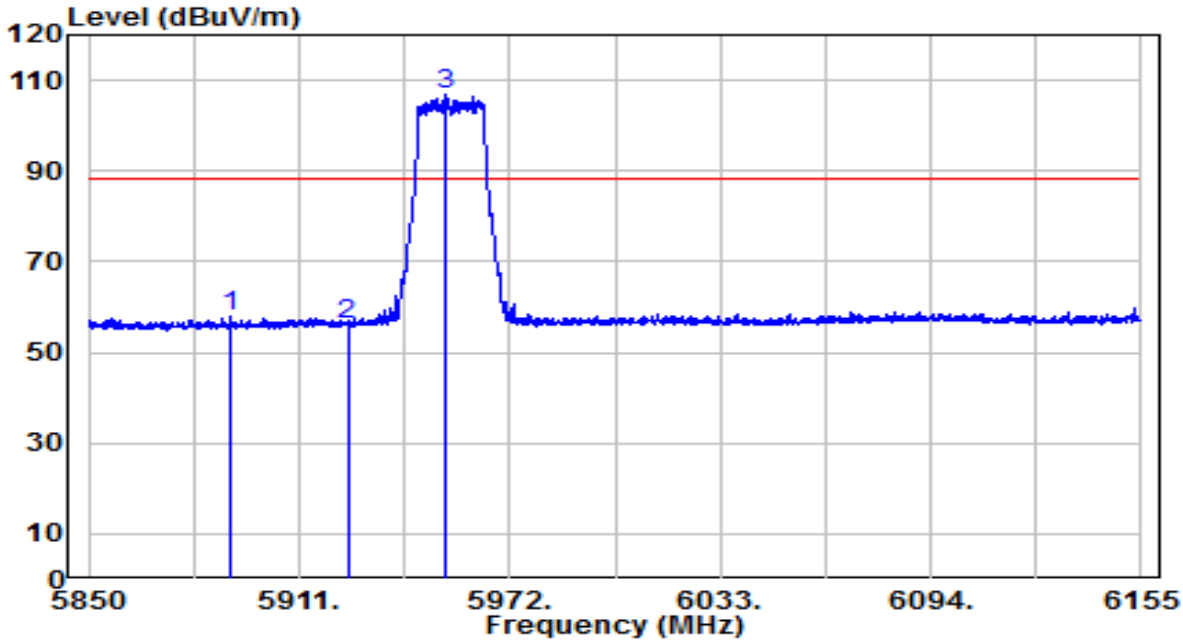

No		Frequency (MHz)	Reading (dBuV)	C.F (dB)	Measurement (dBuV/m)	Margin (dB)	Limit (dBuV/m)	Remark (QP/PK/AV)
1	*	5891.175	33.24	24.54	57.78	-30.42	88.20	Peak
2		5925.000	31.13	25.06	56.19	-32.01	88.20	Peak
3		5953.090	81.85	24.80	106.65	N/A	N/A	Peak

Note:

1. " *", means this data is the worst emission level.
2. C.F (Correction Factor) = Antenna Factor (dB)+ Cable Loss (dB)– Preamplifier(dB)+ 16dB Attenuation.
3. Measurement(dBuV/m) = Reading(dBuV) + C.F (Correction Factor).
4.The emission levels of other frequencies are very lower than the limit and not show in test report.

EUT	ACCESS POINT	Date of Test	2021-05-09
Factor	WZ-AC2_Horn 3117_1-18GHz	Temp. / Humidity	21.4°C/40%
Polarity	Vertical	Site / Test Engineer	AC2 / Jason Gao
Test Mode	Transmit by802.11ax-HE20 at Channel 5955MHz	Test Voltage	120V/60Hz

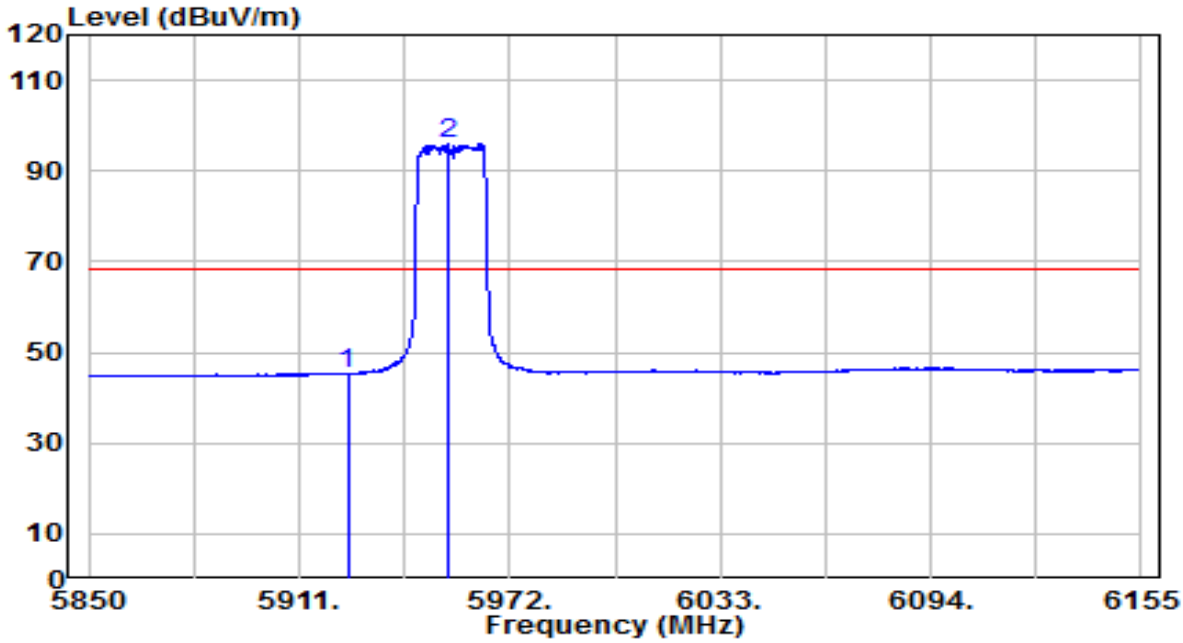

No		Frequency (MHz)	Reading (dBuV)	C.F (dB)	Measurement (dBuV/m)	Margin (dB)	Limit (dBuV/m)	Remark (QP/PK/AV)
1	*	5925.000	20.32	25.06	45.38	-22.82	68.20	AV
2		5954.158	71.31	24.80	96.10	N/A	N/A	AV

Note:

1. " *", means this data is the worst emission level.
2. C.F (Correction Factor) = Antenna Factor (dB)+ Cable Loss (dB)– Preamplifier(dB)+ 16dB Attenuation.
3. Measurement(dBuV/m) = Reading(dBuV) + C.F (Correction Factor).
4.The emission levels of other frequencies are very lower than the limit and not show in test report.

EUT	ACCESS POINT	Date of Test	2021-05-09
Factor	WZ-AC2_Horn 3117_1-18GHz	Temp. / Humidity	21.4°C/40%
Polarity	Horizontal	Site / Test Engineer	AC2 / Jason Gao
Test Mode	Transmit by802.11ax-HE20 at Channel 7095MHz	Test Voltage	120V/60Hz

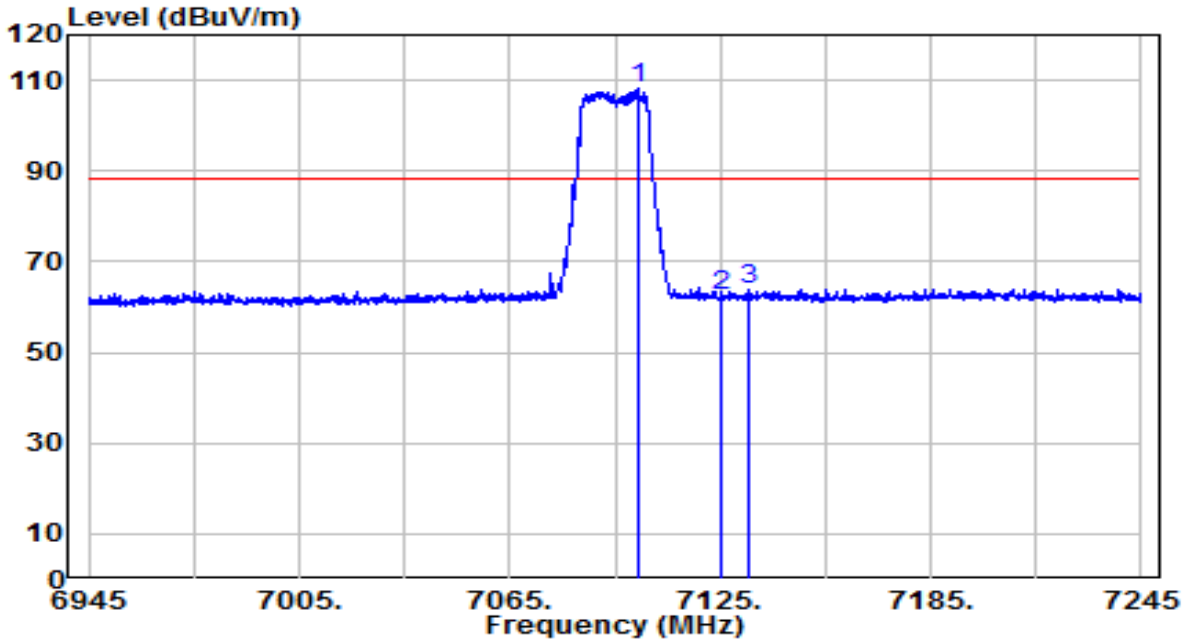

No		Frequency (MHz)	Reading (dBuV)	C.F (dB)	Measurement (dBuV/m)	Margin (dB)	Limit (dBuV/m)	Remark (QP/PK/AV)
1		7101.750	81.11	27.32	108.43	N/A	N/A	Peak
2		7125.000	35.07	27.22	62.29	-25.91	88.20	Peak
3	*	7133.100	36.96	27.11	64.07	-24.13	88.20	Peak

Note:

1. " *", means this data is the worst emission level.
2. C.F (Correction Factor) = Antenna Factor (dB)+ Cable Loss (dB)– Preamplifier(dB)+ 16dB Attenuation.
3. Measurement(dBuV/m) = Reading(dBuV) + C.F (Correction Factor).
4.The emission levels of other frequencies are very lower than the limit and not show in test report.

EUT	ACCESS POINT	Date of Test	2021-05-09
Factor	WZ-AC2_Horn 3117_1-18GHz	Temp. / Humidity	21.4°C/40%
Polarity	Horizontal	Site / Test Engineer	AC2 / Jason Gao
Test Mode	Transmit by802.11ax-HE20 at Channel 7095MHz	Test Voltage	120V/60Hz

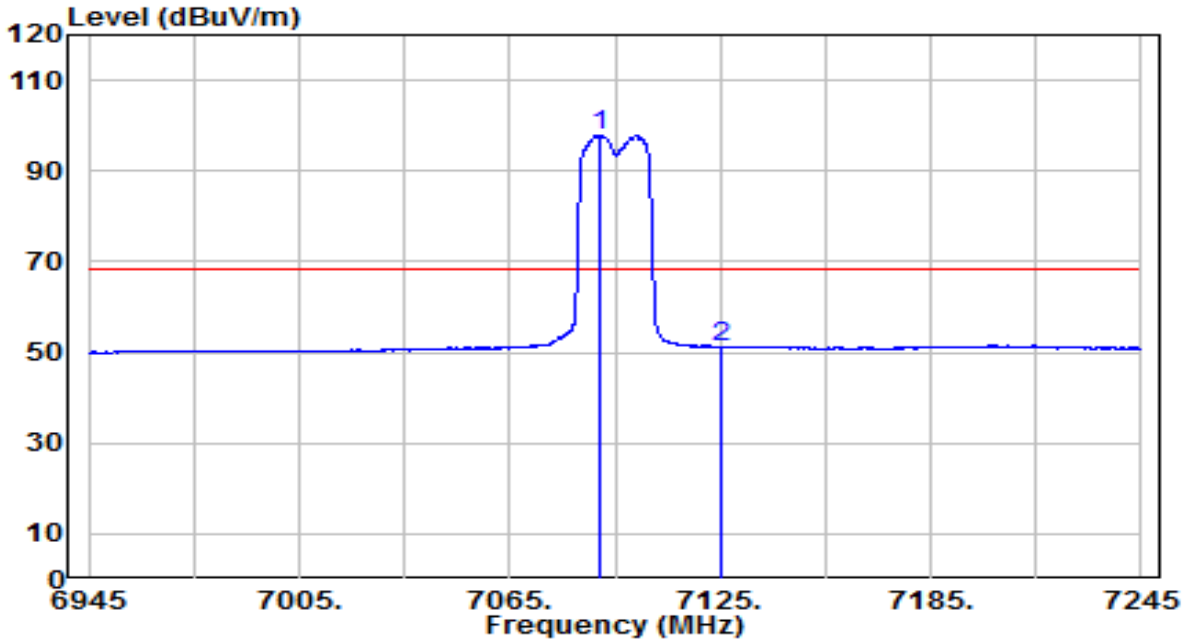

No		Frequency (MHz)	Reading (dBuV)	C.F (dB)	Measurement (dBuV/m)	Margin (dB)	Limit (dBuV/m)	Remark (QP/PK/AV)
1		7090.800	70.87	27.14	98.00	N/A	N/A	AV
2	*	7125.000	24.08	27.22	51.30	-16.90	68.20	AV

Note:

1. " *", means this data is the worst emission level.
2. C.F (Correction Factor) = Antenna Factor (dB)+ Cable Loss (dB)– Preamplifier(dB)+ 16dB Attenuation.
3. Measurement(dBuV/m) = Reading(dBuV) + C.F (Correction Factor).
4.The emission levels of other frequencies are very lower than the limit and not show in test report.

EUT	ACCESS POINT	Date of Test	2021-05-09
Factor	WZ-AC2_Horn 3117_1-18GHz	Temp. / Humidity	21.4°C/40%
Polarity	Vertical	Site / Test Engineer	AC2 / Jason Gao
Test Mode	Transmit by802.11ax-HE20 at Channel 7095MHz	Test Voltage	120V/60Hz

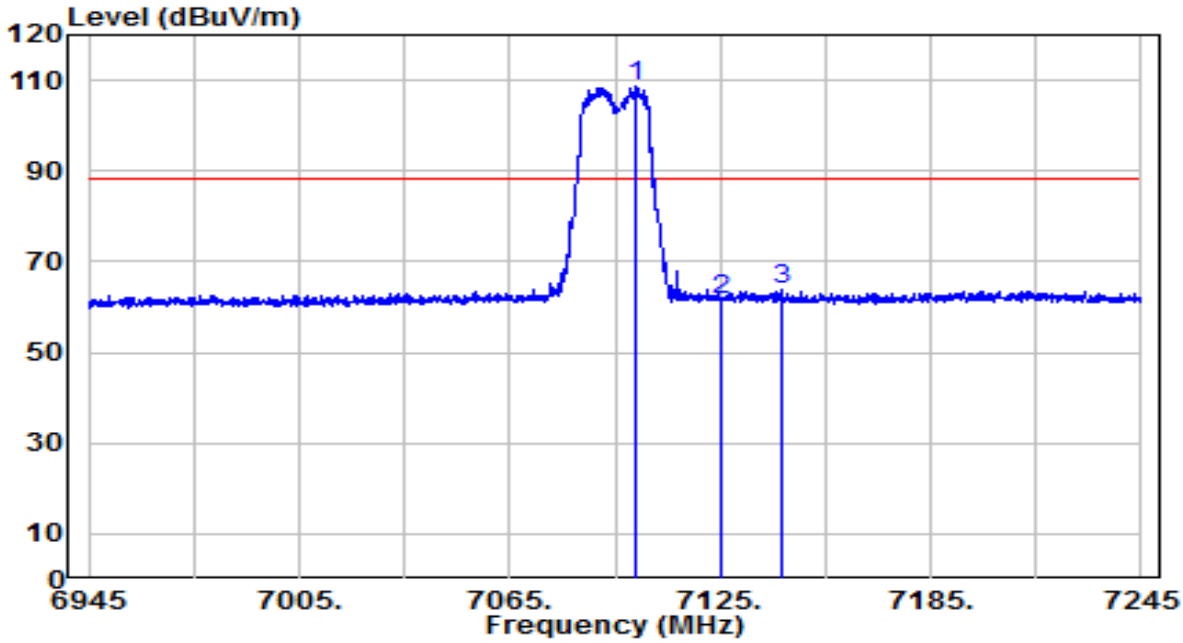

No		Frequency (MHz)	Reading (dBuV)	C.F (dB)	Measurement (dBuV/m)	Margin (dB)	Limit (dBuV/m)	Remark (QP/PK/AV)
1		7100.700	81.34	27.31	108.65	N/A	N/A	Peak
2		7125.000	34.47	27.22	61.69	-26.51	88.20	Peak
3	*	7142.250	36.81	27.06	63.87	-24.33	88.20	Peak

Note:

1. " *", means this data is the worst emission level.
2. C.F (Correction Factor) = Antenna Factor (dB)+ Cable Loss (dB)– Preamplifier(dB)+ 16dB Attenuation.
3. Measurement(dBuV/m) = Reading(dBuV) + C.F (Correction Factor).
4.The emission levels of other frequencies are very lower than the limit and not show in test report.

EUT	ACCESS POINT	Date of Test	2021-05-09
Factor	WZ-AC2_Horn 3117_1-18GHz	Temp. / Humidity	21.4°C/40%
Polarity	Vertical	Site / Test Engineer	AC2 / Jason Gao
Test Mode	Transmit by802.11ax-HE20 at Channel 7095MHz	Test Voltage	120V/60Hz

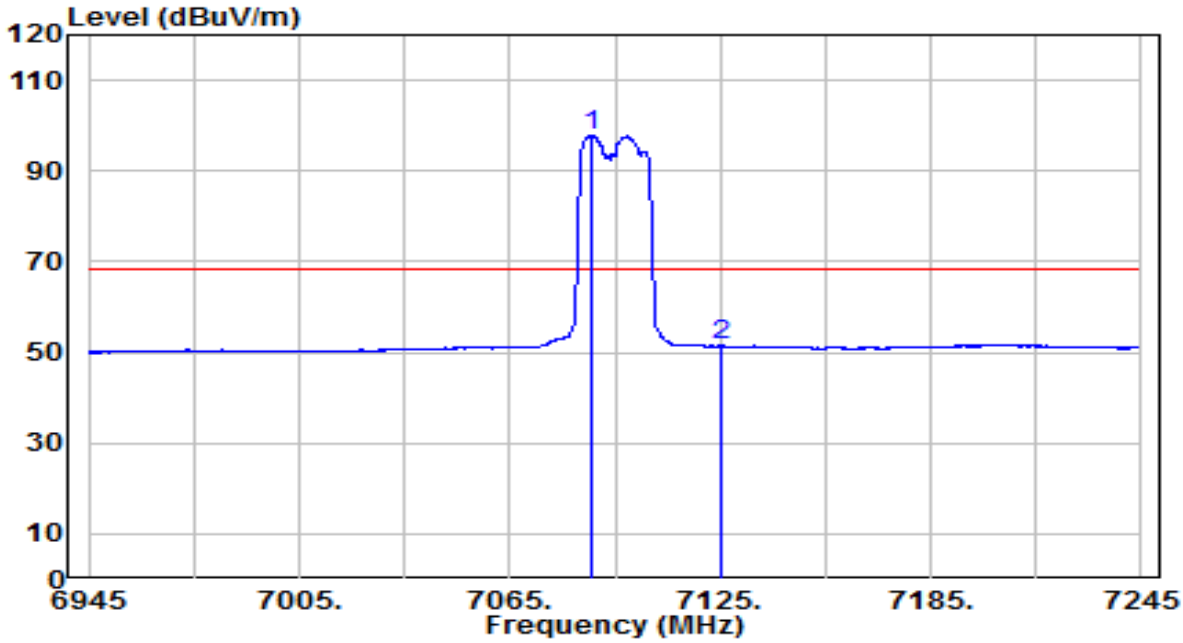

No		Frequency (MHz)	Reading (dBuV)	C.F (dB)	Measurement (dBuV/m)	Margin (dB)	Limit (dBuV/m)	Remark (QP/PK/AV)
1		7088.250	70.70	27.10	97.80	N/A	N/A	AV
2	*	7125.000	24.22	27.22	51.44	-16.76	68.20	AV

Note:

1. " *", means this data is the worst emission level.
2. C.F (Correction Factor) = Antenna Factor (dB)+ Cable Loss (dB)– Preamplifier(dB)+ 16dB Attenuation.
3. Measurement(dBuV/m) = Reading(dBuV) + C.F (Correction Factor).
4.The emission levels of other frequencies are very lower than the limit and not show in test report.

EUT	ACCESS POINT	Date of Test	2021-05-09
Factor	WZ-AC2_Horn 3117_1-18GHz	Temp. / Humidity	21.4°C/40%
Polarity	Horizontal	Site / Test Engineer	AC2 / Jason Gao
Test Mode	Transmit by802.11ax-HE40 at Channel 5965MHz	Test Voltage	120V/60Hz

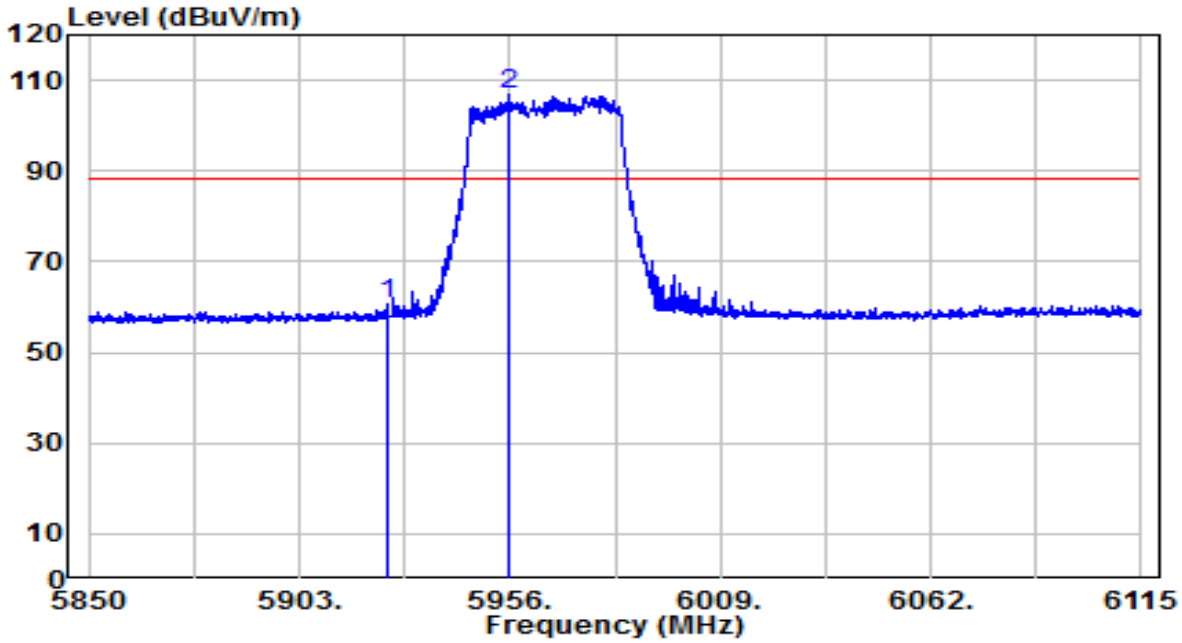

No		Frequency (MHz)	Reading (dBuV)	C.F (dB)	Measurement (dBuV/m)	Margin (dB)	Limit (dBuV/m)	Remark (QP/PK/AV)
1	*	5925.000	35.43	25.06	60.49	-27.71	88.20	Peak
2		5956.000	82.02	24.78	106.80	N/A	N/A	Peak

Note:

1. " *", means this data is the worst emission level.
2. C.F (Correction Factor) = Antenna Factor (dB)+ Cable Loss (dB)– Preamplifier(dB)+ 16dB Attenuation.
3. Measurement(dBuV/m) = Reading(dBuV) + C.F (Correction Factor).
4.The emission levels of other frequencies are very lower than the limit and not show in test report.

EUT	ACCESS POINT	Date of Test	2021-05-09
Factor	WZ-AC2_Horn 3117_1-18GHz	Temp. / Humidity	21.4°C/40%
Polarity	Horizontal	Site / Test Engineer	AC2 / Jason Gao
Test Mode	Transmit by802.11ax-HE40 at Channel 5965MHz	Test Voltage	120V/60Hz

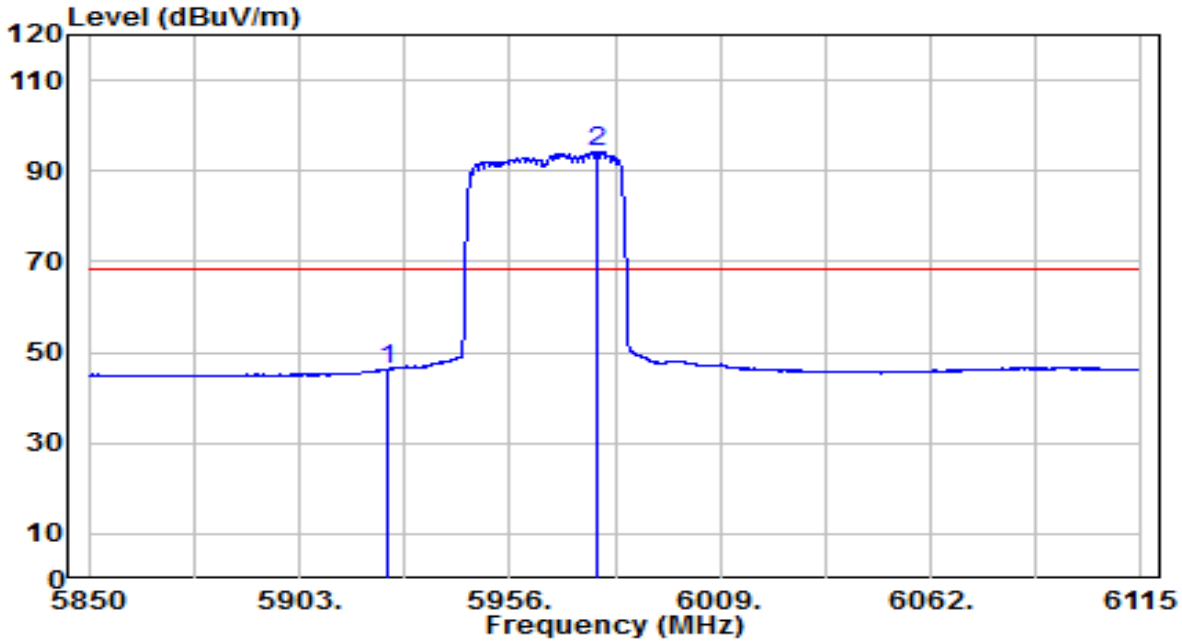

No		Frequency (MHz)	Reading (dBuV)	C.F (dB)	Measurement (dBuV/m)	Margin (dB)	Limit (dBuV/m)	Remark (QP/PK/AV)
1	*	5925.000	21.25	25.06	46.31	-21.89	68.20	AV
2		5977.995	69.42	24.97	94.39	N/A	N/A	AV

Note:

1. " *", means this data is the worst emission level.
2. C.F (Correction Factor) = Antenna Factor (dB)+ Cable Loss (dB)– Preamplifier(dB)+ 16dB Attenuation.
3. Measurement(dBuV/m) = Reading(dBuV) + C.F (Correction Factor).
4.The emission levels of other frequencies are very lower than the limit and not show in test report.

EUT	ACCESS POINT	Date of Test	2021-05-09
Factor	WZ-AC2_Horn 3117_1-18GHz	Temp. / Humidity	21.4°C/40%
Polarity	Vertical	Site / Test Engineer	AC2 / Jason Gao
Test Mode	Transmit by802.11ax-HE40 at Channel 5965MHz	Test Voltage	120V/60Hz

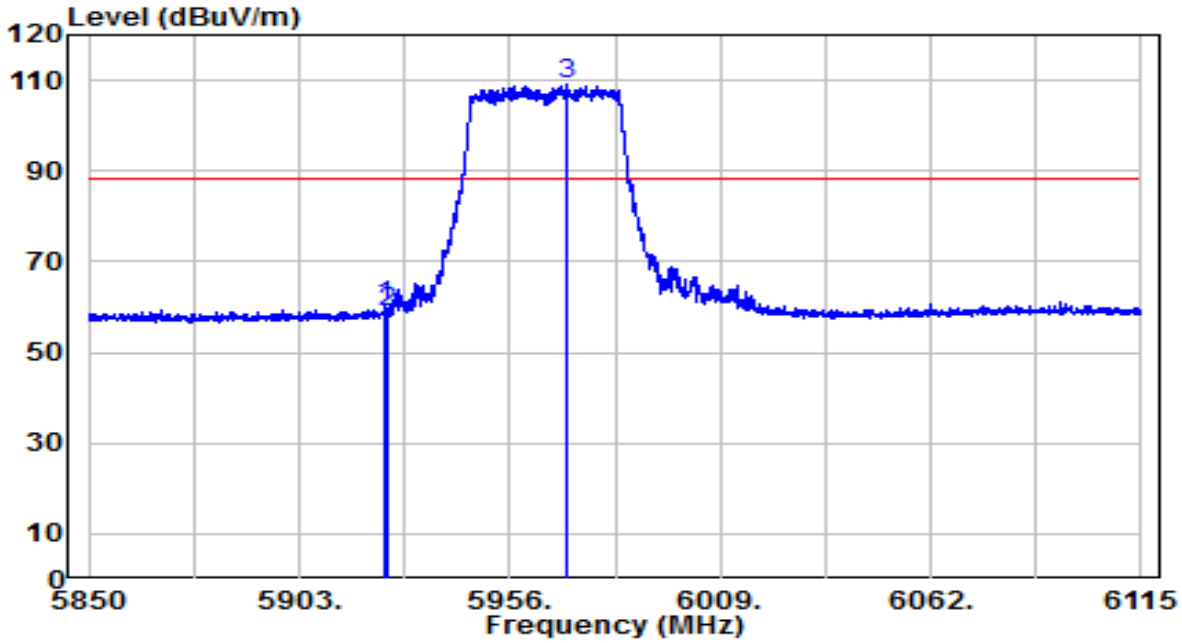

No		Frequency (MHz)	Reading (dBuV)	C.F (dB)	Measurement (dBuV/m)	Margin (dB)	Limit (dBuV/m)	Remark (QP/PK/AV)
1	*	5924.465	34.97	25.06	60.03	-28.17	88.20	Peak
2		5925.000	33.83	25.06	58.89	-29.31	88.20	Peak
3		5970.045	84.09	24.84	108.93	N/A	N/A	Peak

Note:

1. " *", means this data is the worst emission level.
2. C.F (Correction Factor) = Antenna Factor (dB)+ Cable Loss (dB)– Preamplifier(dB)+ 16dB Attenuation.
3. Measurement(dBuV/m) = Reading(dBuV) + C.F (Correction Factor).
4.The emission levels of other frequencies are very lower than the limit and not show in test report.

EUT	ACCESS POINT	Date of Test	2021-05-09
Factor	WZ-AC2_Horn 3117_1-18GHz	Temp. / Humidity	21.4°C/40%
Polarity	Vertical	Site / Test Engineer	AC2 / Jason Gao
Test Mode	Transmit by802.11ax-HE40 at Channel 5965MHz	Test Voltage	120V/60Hz

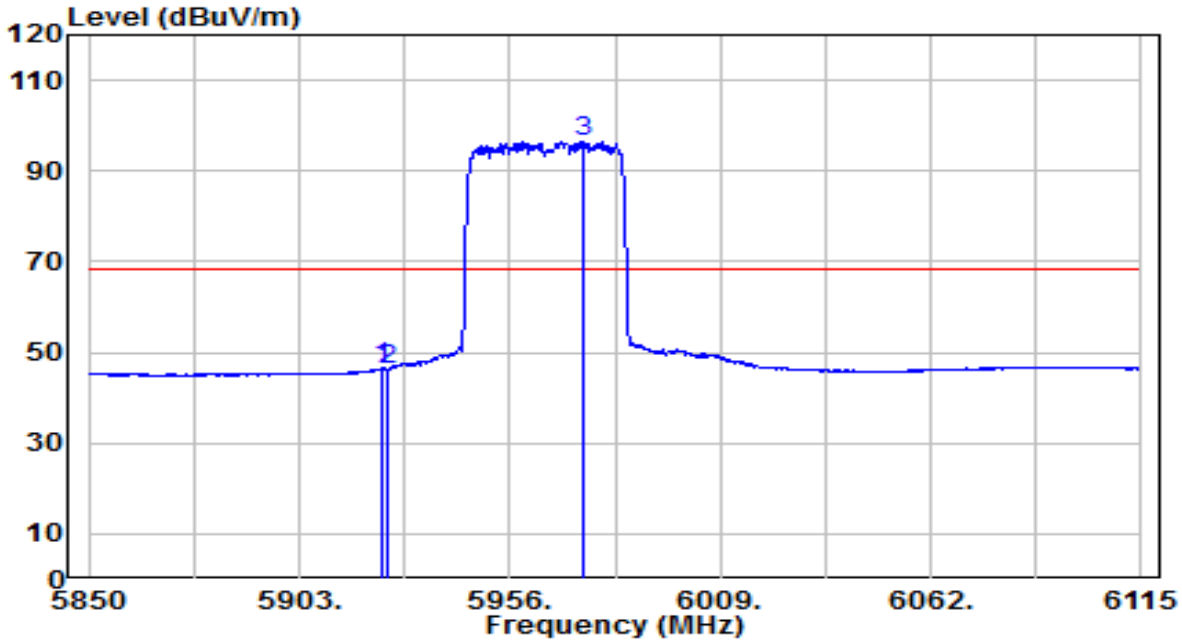

No		Frequency (MHz)	Reading (dBuV)	C.F (dB)	Measurement (dBuV/m)	Margin (dB)	Limit (dBuV/m)	Remark (QP/PK/AV)
1	*	5923.935	21.44	25.05	46.50	-21.70	68.20	AV
2		5925.000	21.14	25.06	46.20	-22.00	68.20	AV
3		5974.285	71.55	24.92	96.47	N/A	N/A	AV

Note:

1. " *", means this data is the worst emission level.
2. C.F (Correction Factor) = Antenna Factor (dB)+ Cable Loss (dB)– Preamplifier(dB)+ 16dB Attenuation.
3. Measurement(dBuV/m) = Reading(dBuV) + C.F (Correction Factor).
4.The emission levels of other frequencies are very lower than the limit and not show in test report.

EUT	ACCESS POINT	Date of Test	2021-05-09
Factor	WZ-AC2_Horn 3117_1-18GHz	Temp. / Humidity	21.4°C/40%
Polarity	Horizontal	Site / Test Engineer	AC2 / Jason Gao
Test Mode	Transmit by802.11ax-HE40 at Channel 7085MHz	Test Voltage	120V/60Hz

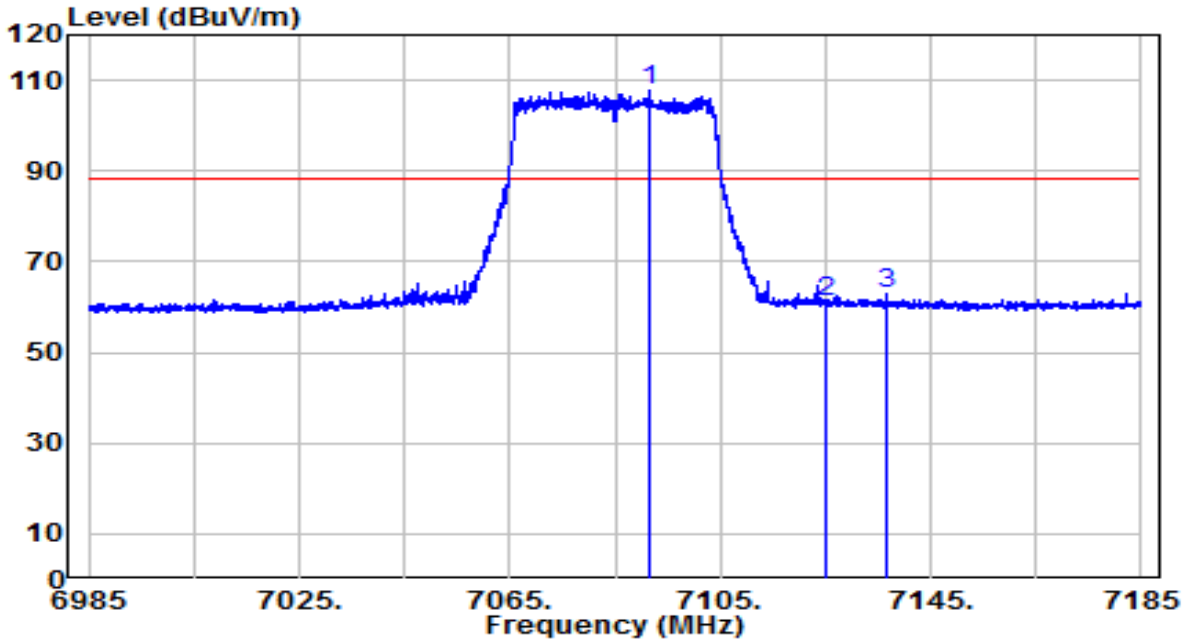

No		Frequency (MHz)	Reading (dBuV)	C.F (dB)	Measurement (dBuV/m)	Margin (dB)	Limit (dBuV/m)	Remark (QP/PK/AV)
1		7091.600	80.66	27.15	107.81	N/A	N/A	Peak
2		7125.000	34.07	27.22	61.29	-26.91	88.20	Peak
3	*	7136.800	35.68	27.06	62.74	-25.46	88.20	Peak

Note:

1. " *", means this data is the worst emission level.
2. C.F (Correction Factor) = Antenna Factor (dB)+ Cable Loss (dB)– Preamplifier(dB)+ 16dB Attenuation.
3. Measurement(dBuV/m) = Reading(dBuV) + C.F (Correction Factor).
4.The emission levels of other frequencies are very lower than the limit and not show in test report.

EUT	ACCESS POINT	Date of Test	2021-05-09
Factor	WZ-AC2_Horn 3117_1-18GHz	Temp. / Humidity	21.4°C/40%
Polarity	Horizontal	Site / Test Engineer	AC2 / Jason Gao
Test Mode	Transmit by802.11ax-HE40 at Channel 7085MHz	Test Voltage	120V/60Hz

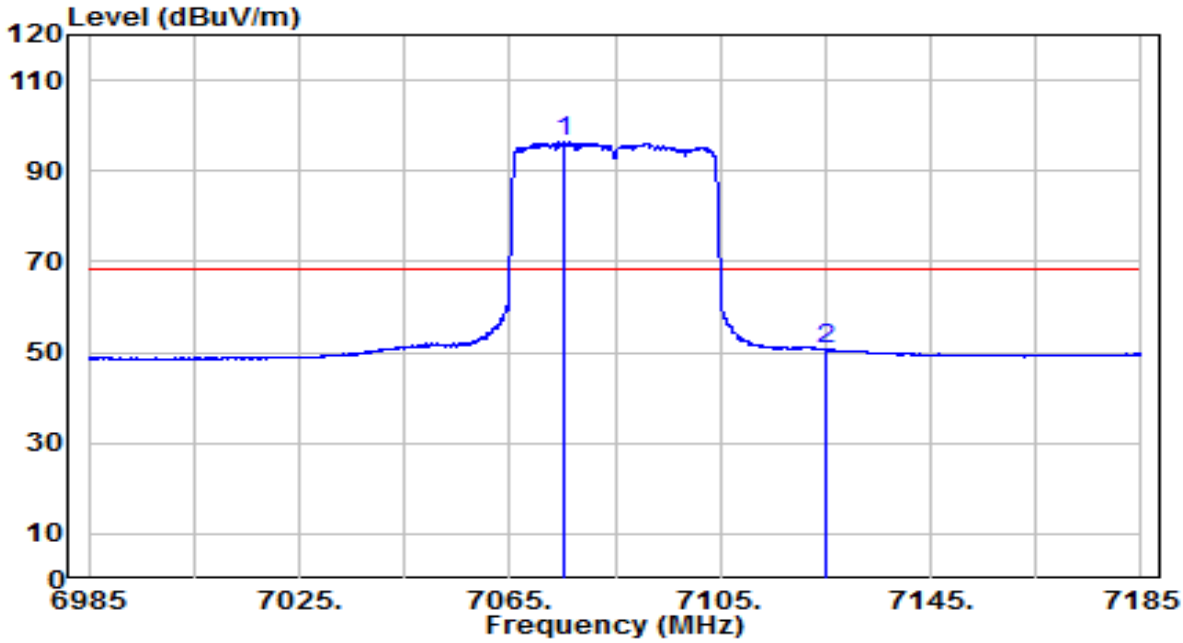

No		Frequency (MHz)	Reading (dBuV)	C.F (dB)	Measurement (dBuV/m)	Margin (dB)	Limit (dBuV/m)	Remark (QP/PK/AV)
1		7075.200	69.38	26.94	96.32	N/A	N/A	AV
2	*	7125.000	23.50	27.22	50.72	-17.48	68.20	AV

Note:

1. " *", means this data is the worst emission level.
2. C.F (Correction Factor) = Antenna Factor (dB)+ Cable Loss (dB)– Preamplifier(dB)+ 16dB Attenuation.
3. Measurement(dBuV/m) = Reading(dBuV) + C.F (Correction Factor).
4.The emission levels of other frequencies are very lower than the limit and not show in test report.

EUT	ACCESS POINT	Date of Test	2021-05-09
Factor	WZ-AC2_Horn 3117_1-18GHz	Temp. / Humidity	21.4°C/40%
Polarity	Vertical	Site / Test Engineer	AC2 / Jason Gao
Test Mode	Transmit by802.11ax-HE40 at Channel 7085MHz	Test Voltage	120V/60Hz

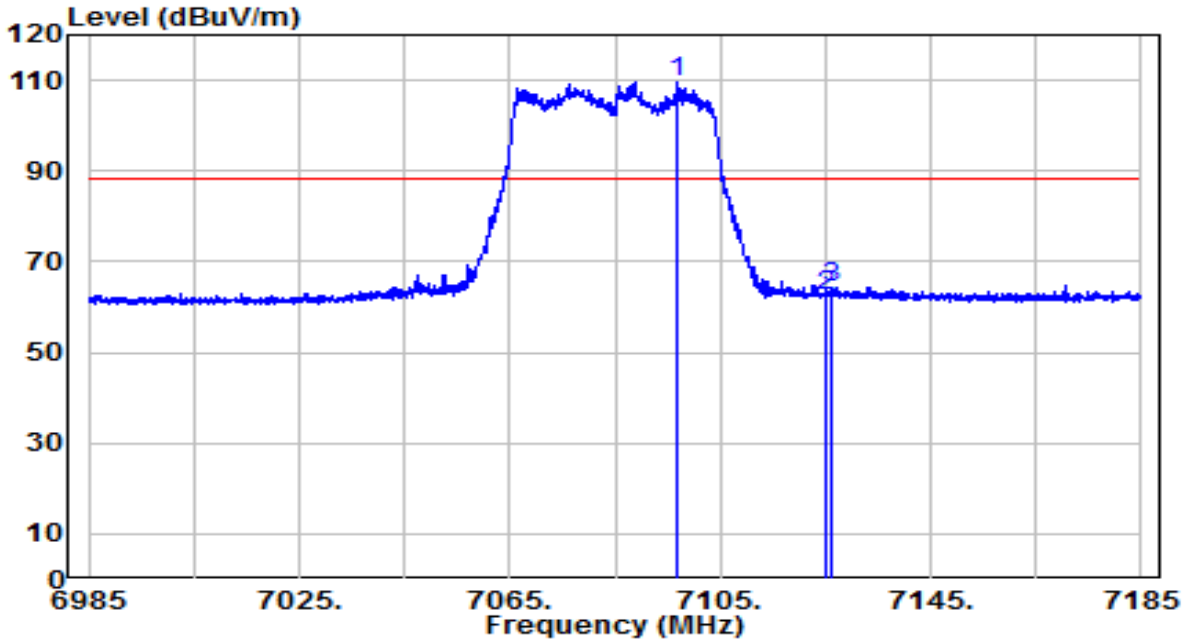

No		Frequency (MHz)	Reading (dBuV)	C.F (dB)	Measurement (dBuV/m)	Margin (dB)	Limit (dBuV/m)	Remark (QP/PK/AV)
1		7096.800	82.29	27.24	109.53	N/A	N/A	Peak
2		7125.000	35.11	27.22	62.33	-25.87	88.20	Peak
3	*	7126.000	37.25	27.21	64.45	-23.75	88.20	Peak

Note:

1. " *", means this data is the worst emission level.
2. C.F (Correction Factor) = Antenna Factor (dB)+ Cable Loss (dB)– Preamplifier(dB)+ 16dB Attenuation.
3. Measurement(dBuV/m) = Reading(dBuV) + C.F (Correction Factor).
4.The emission levels of other frequencies are very lower than the limit and not show in test report.

EUT	ACCESS POINT	Date of Test	2021-05-09
Factor	WZ-AC2_Horn 3117_1-18GHz	Temp. / Humidity	21.4°C/40%
Polarity	Vertical	Site / Test Engineer	AC2 / Jason Gao
Test Mode	Transmit by802.11ax-HE40 at Channel 7085MHz	Test Voltage	120V/60Hz

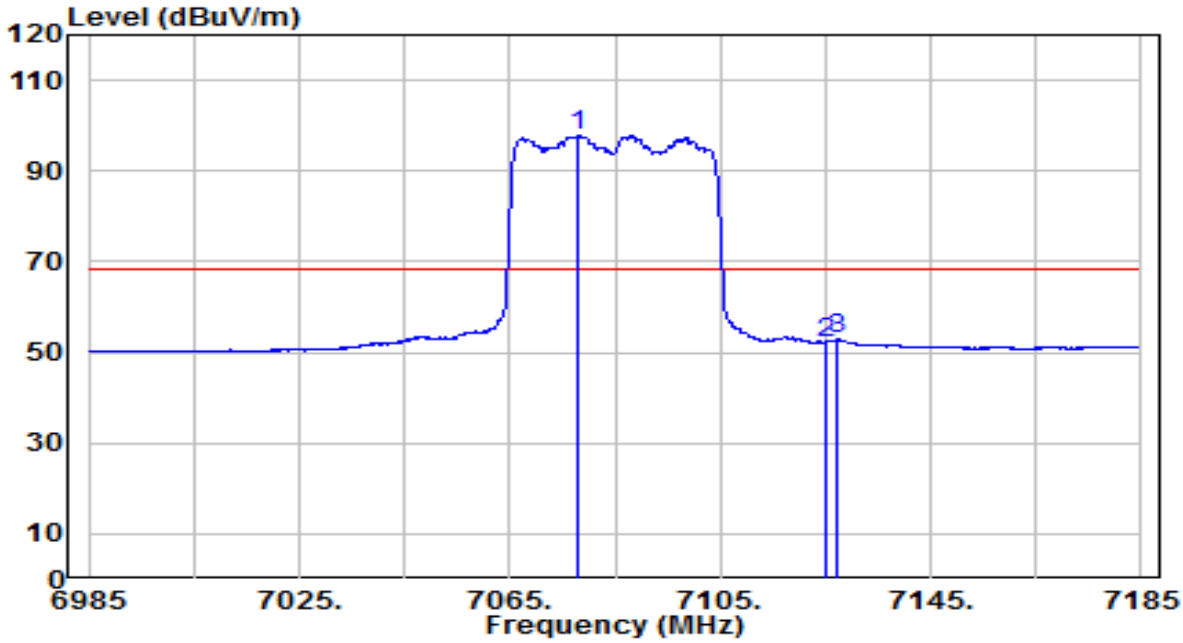

No		Frequency (MHz)	Reading (dBuV)	C.F (dB)	Measurement (dBuV/m)	Margin (dB)	Limit (dBuV/m)	Remark (QP/PK/AV)
1		7078.000	70.82	26.97	97.79	N/A	N/A	AV
2		7125.000	25.00	27.22	52.22	-15.98	68.20	AV
3	*	7127.400	25.70	27.19	52.88	-15.32	68.20	AV

Note:

1. " *", means this data is the worst emission level.
2. C.F (Correction Factor) = Antenna Factor (dB)+ Cable Loss (dB)– Preamplifier(dB)+ 16dB Attenuation.
3. Measurement(dBuV/m) = Reading(dBuV) + C.F (Correction Factor).
4.The emission levels of other frequencies are very lower than the limit and not show in test report.

EUT	ACCESS POINT	Date of Test	2021-05-09
Factor	WZ-AC2_Horn 3117_1-18GHz	Temp. / Humidity	21.4°C/40%
Polarity	Horizontal	Site / Test Engineer	AC2 / Jason Gao
Test Mode	Transmit by802.11ax-HE80 at Channel 5985MHz	Test Voltage	120V/60Hz

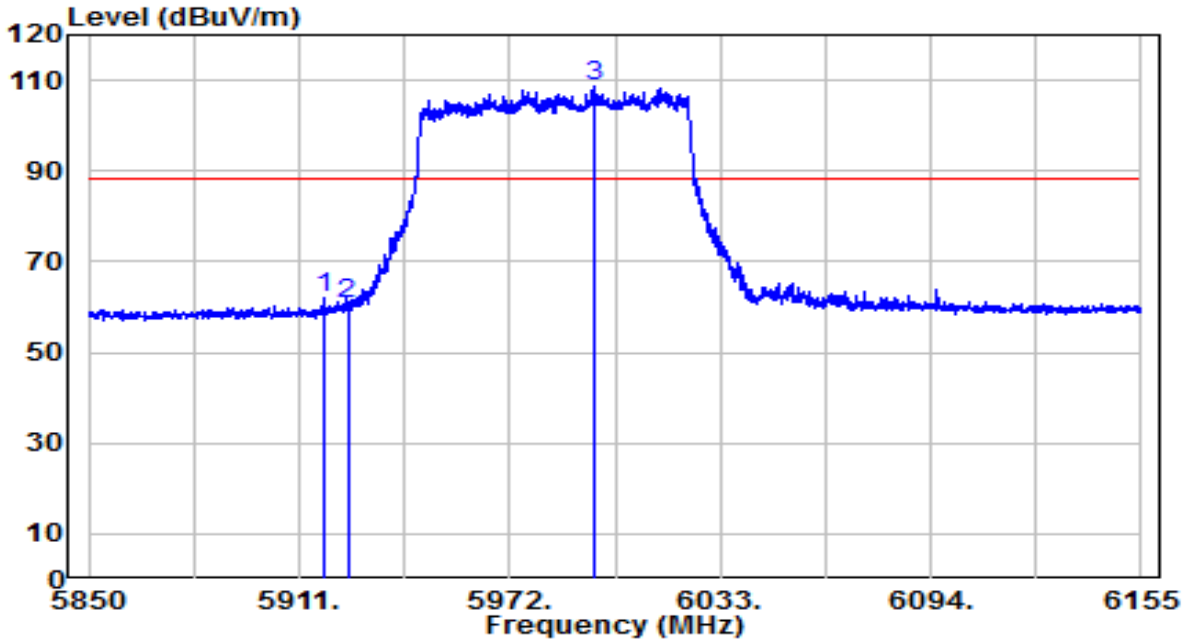

No		Frequency (MHz)	Reading (dBuV)	C.F (dB)	Measurement (dBuV/m)	Margin (dB)	Limit (dBuV/m)	Remark (QP/PK/AV)
1	*	5918.473	37.09	24.99	62.07	-26.13	88.20	Peak
2		5925.000	35.47	25.06	60.53	-27.67	88.20	Peak
3		5996.857	83.47	25.36	108.83	N/A	N/A	Peak

Note:

1. " *", means this data is the worst emission level.
2. C.F (Correction Factor) = Antenna Factor (dB)+ Cable Loss (dB)– Preamplifier(dB)+ 16dB Attenuation.
3. Measurement(dBuV/m) = Reading(dBuV) + C.F (Correction Factor).
4.The emission levels of other frequencies are very lower than the limit and not show in test report.

EUT	ACCESS POINT	Date of Test	2021-05-09
Factor	WZ-AC2_Horn 3117_1-18GHz	Temp. / Humidity	21.4°C/40%
Polarity	Horizontal	Site / Test Engineer	AC2 / Jason Gao
Test Mode	Transmit by802.11ax-HE80 at Channel 5985MHz	Test Voltage	120V/60Hz

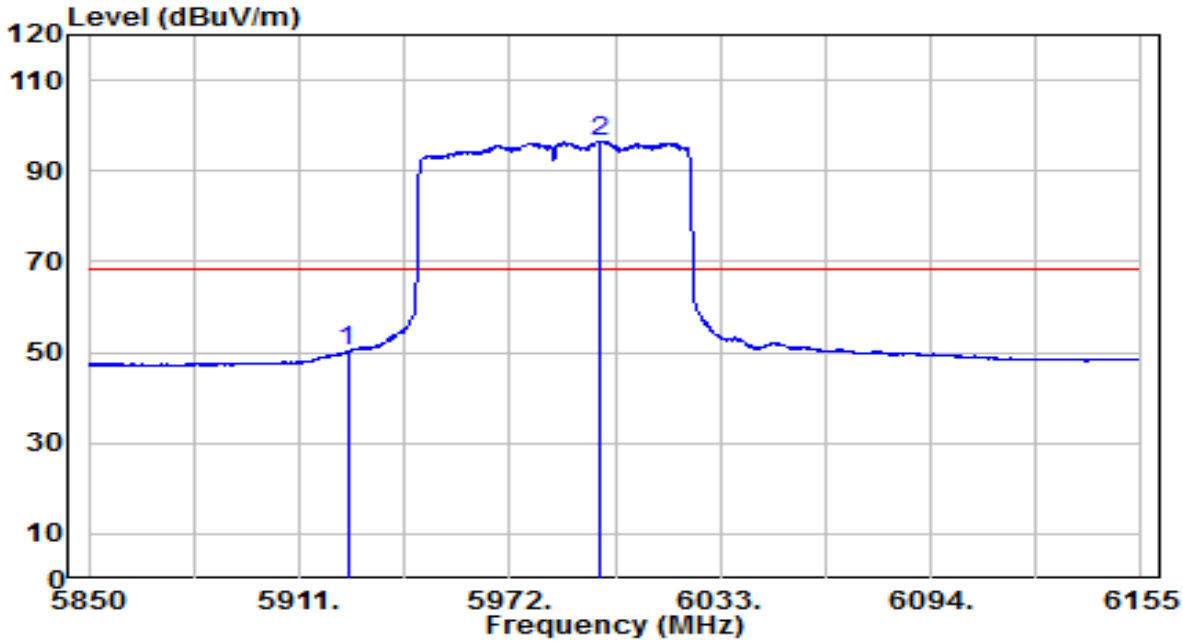

No		Frequency (MHz)	Reading (dBuV)	C.F (dB)	Measurement (dBuV/m)	Margin (dB)	Limit (dBuV/m)	Remark (QP/PK/AV)
1	*	5925.000	25.20	25.06	50.26	-17.94	68.20	AV
2		5998.382	71.21	25.41	96.62	N/A	N/A	AV

Note:

1. " *", means this data is the worst emission level.
2. C.F (Correction Factor) = Antenna Factor (dB)+ Cable Loss (dB)– Preamplifier(dB)+ 16dB Attenuation.
3. Measurement(dBuV/m) = Reading(dBuV) + C.F (Correction Factor).
4.The emission levels of other frequencies are very lower than the limit and not show in test report.

EUT	ACCESS POINT	Date of Test	2021-05-09
Factor	WZ-AC2_Horn 3117_1-18GHz	Temp. / Humidity	21.4°C/40%
Polarity	Vertical	Site / Test Engineer	AC2 / Jason Gao
Test Mode	Transmit by802.11ax-HE80 at Channel 5985MHz	Test Voltage	120V/60Hz

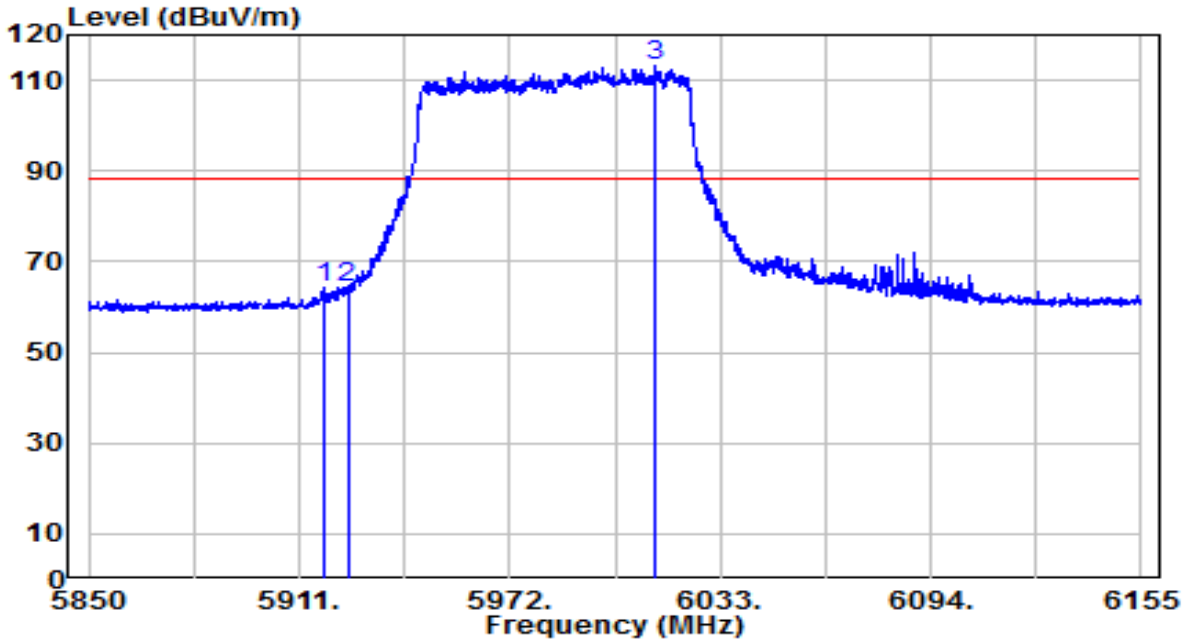

No		Frequency (MHz)	Reading (dBuV)	C.F (dB)	Measurement (dBuV/m)	Margin (dB)	Limit (dBuV/m)	Remark (QP/PK/AV)
1	*	5917.862	39.33	24.98	64.31	-23.89	88.20	Peak
2		5925.000	39.06	25.06	64.12	-24.08	88.20	Peak
3		6014.395	87.62	25.51	113.13	N/A	N/A	Peak

Note:

1. " *", means this data is the worst emission level.
2. C.F (Correction Factor) = Antenna Factor (dB)+ Cable Loss (dB)– Preamplifier(dB)+ 16dB Attenuation.
3. Measurement(dBuV/m) = Reading(dBuV) + C.F (Correction Factor).
4.The emission levels of other frequencies are very lower than the limit and not show in test report.

EUT	ACCESS POINT	Date of Test	2021-05-09
Factor	WZ-AC2_Horn 3117_1-18GHz	Temp. / Humidity	21.4°C/40%
Polarity	Vertical	Site / Test Engineer	AC2 / Jason Gao
Test Mode	Transmit by802.11ax-HE80 at Channel 5985MHz	Test Voltage	120V/60Hz

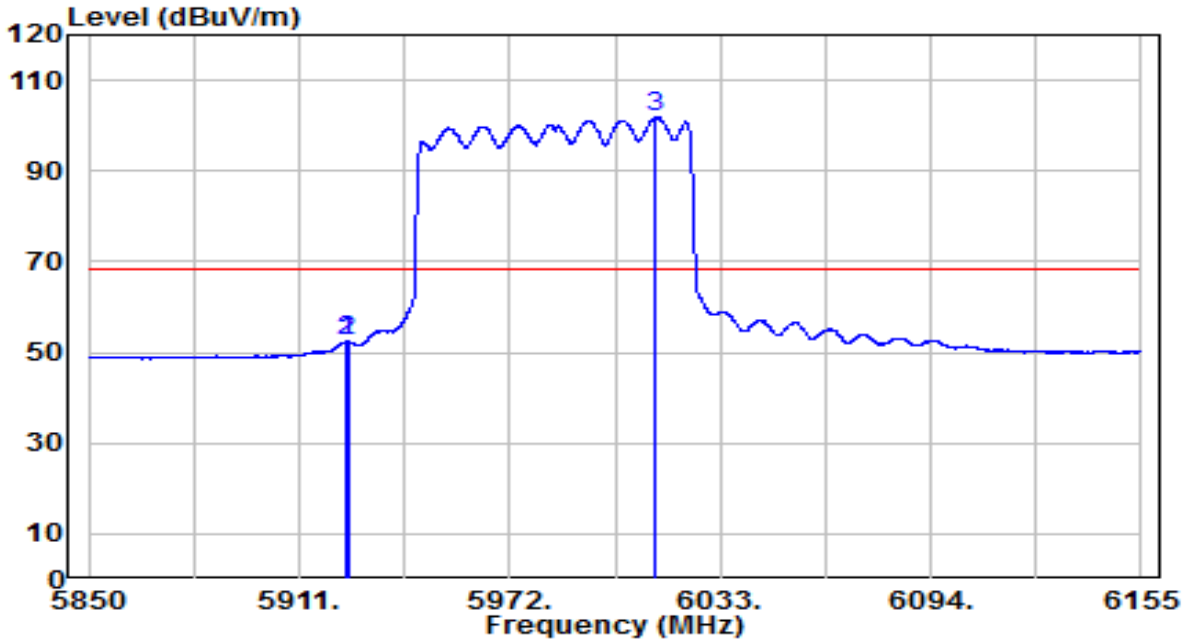

No		Frequency (MHz)	Reading (dBuV)	C.F (dB)	Measurement (dBuV/m)	Margin (dB)	Limit (dBuV/m)	Remark (QP/PK/AV)
1	*	5924.877	27.34	25.06	52.40	-15.80	68.20	AV
2		5925.000	27.29	25.06	52.35	-15.85	68.20	AV
3		6014.395	76.30	25.51	101.81	N/A	N/A	AV

Note:

1. " *", means this data is the worst emission level.
2. C.F (Correction Factor) = Antenna Factor (dB)+ Cable Loss (dB)– Preamplifier(dB)+ 16dB Attenuation.
3. Measurement(dBuV/m) = Reading(dBuV) + C.F (Correction Factor).
4.The emission levels of other frequencies are very lower than the limit and not show in test report.

EUT	ACCESS POINT	Date of Test	2021-05-09
Factor	WZ-AC2_Horn 3117_1-18GHz	Temp. / Humidity	21.4°C/40%
Polarity	Horizontal	Site / Test Engineer	AC2 / Jason Gao
Test Mode	Transmit by802.11ax-HE80 at Channel 7025MHz	Test Voltage	120V/60Hz

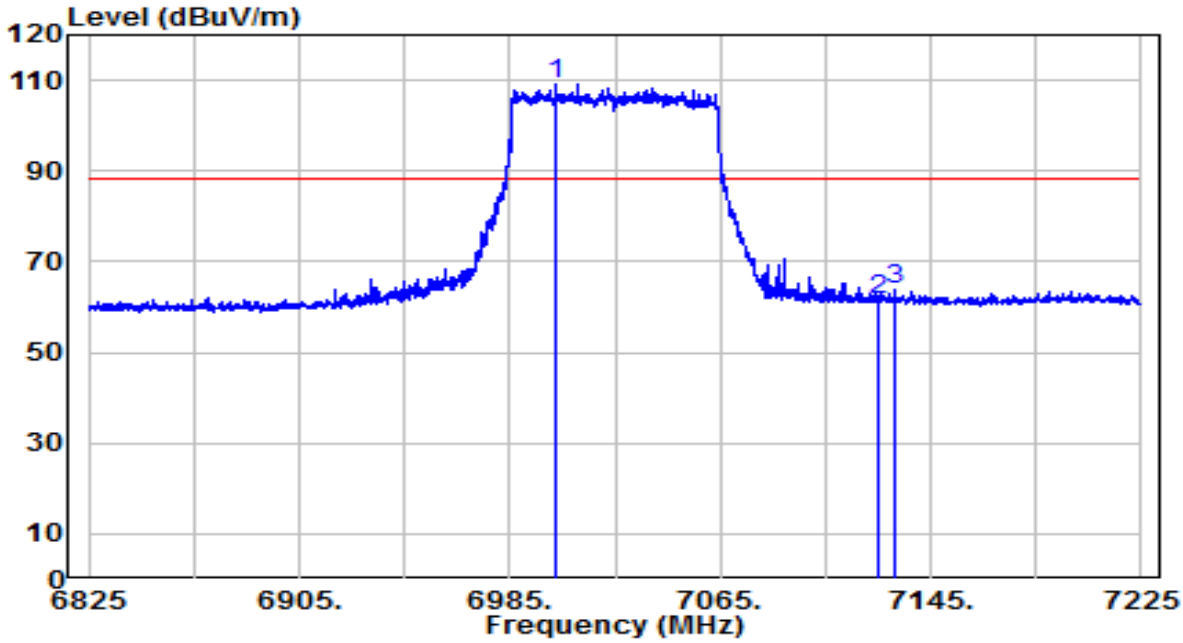

No		Frequency (MHz)	Reading (dBuV)	C.F (dB)	Measurement (dBuV/m)	Margin (dB)	Limit (dBuV/m)	Remark (QP/PK/AV)
1		7002.200	82.26	26.82	109.09	N/A	N/A	Peak
2		7125.000	34.25	27.22	61.47	-26.73	88.20	Peak
3	*	7131.400	36.60	27.13	63.73	-24.47	88.20	Peak

Note:

1. " *", means this data is the worst emission level.
2. C.F (Correction Factor) = Antenna Factor (dB)+ Cable Loss (dB)– Preamplifier(dB)+ 16dB Attenuation.
3. Measurement(dBuV/m) = Reading(dBuV) + C.F (Correction Factor).
4.The emission levels of other frequencies are very lower than the limit and not show in test report.

EUT	ACCESS POINT	Date of Test	2021-05-09
Factor	WZ-AC2_Horn 3117_1-18GHz	Temp. / Humidity	21.4°C/40%
Polarity	Horizontal	Site / Test Engineer	AC2 / Jason Gao
Test Mode	Transmit by802.11ax-HE80 at Channel 7025MHz	Test Voltage	120V/60Hz

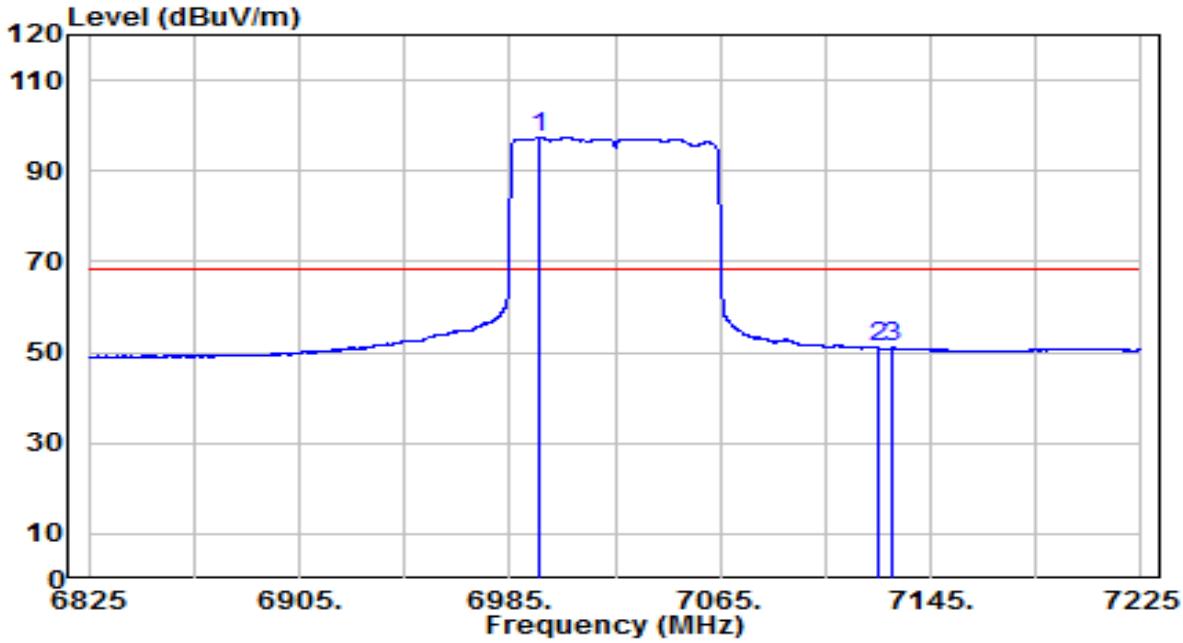

No		Frequency (MHz)	Reading (dBuV)	C.F (dB)	Measurement (dBuV/m)	Margin (dB)	Limit (dBuV/m)	Remark (QP/PK/AV)
1		6996.400	70.59	26.81	97.40	N/A	N/A	AV
2		7125.000	23.73	27.22	50.95	-17.25	68.20	AV
3	*	7130.600	23.86	27.14	51.00	-17.20	68.20	AV

Note:

1. " *", means this data is the worst emission level.
2. C.F (Correction Factor) = Antenna Factor (dB)+ Cable Loss (dB)– Preamplifier(dB)+ 16dB Attenuation.
3. Measurement(dBuV/m) = Reading(dBuV) + C.F (Correction Factor).
4.The emission levels of other frequencies are very lower than the limit and not show in test report.

EUT	ACCESS POINT	Date of Test	2021-05-09
Factor	WZ-AC2_Horn 3117_1-18GHz	Temp. / Humidity	21.4°C/40%
Polarity	Vertical	Site / Test Engineer	AC2 / Jason Gao
Test Mode	Transmit by802.11ax-HE80 at Channel 7025MHz	Test Voltage	120V/60Hz

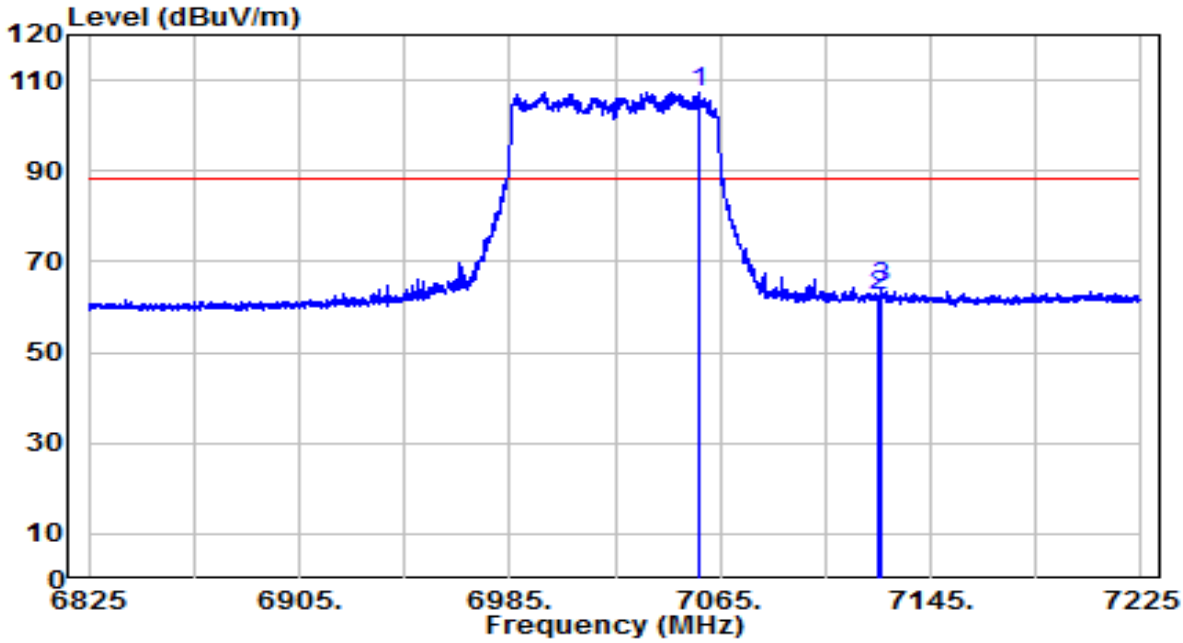

No		Frequency (MHz)	Reading (dBuV)	C.F (dB)	Measurement (dBuV/m)	Margin (dB)	Limit (dBuV/m)	Remark (QP/PK/AV)
1		7057.200	80.52	26.96	107.47	N/A	N/A	Peak
2		7125.000	35.05	27.22	62.27	-25.93	88.20	Peak
3	*	7126.600	37.33	27.20	64.52	-23.68	88.20	Peak

Note:

1. " *", means this data is the worst emission level.
2. C.F (Correction Factor) = Antenna Factor (dB)+ Cable Loss (dB)– Preamplifier(dB)+ 16dB Attenuation.
3. Measurement(dBuV/m) = Reading(dBuV) + C.F (Correction Factor).
4.The emission levels of other frequencies are very lower than the limit and not show in test report.

EUT	ACCESS POINT	Date of Test	2021-05-09
Factor	WZ-AC2_Horn 3117_1-18GHz	Temp. / Humidity	21.4°C/40%
Polarity	Vertical	Site / Test Engineer	AC2 / Jason Gao
Test Mode	Transmit by802.11ax-HE80 at Channel 7025MHz	Test Voltage	120V/60Hz

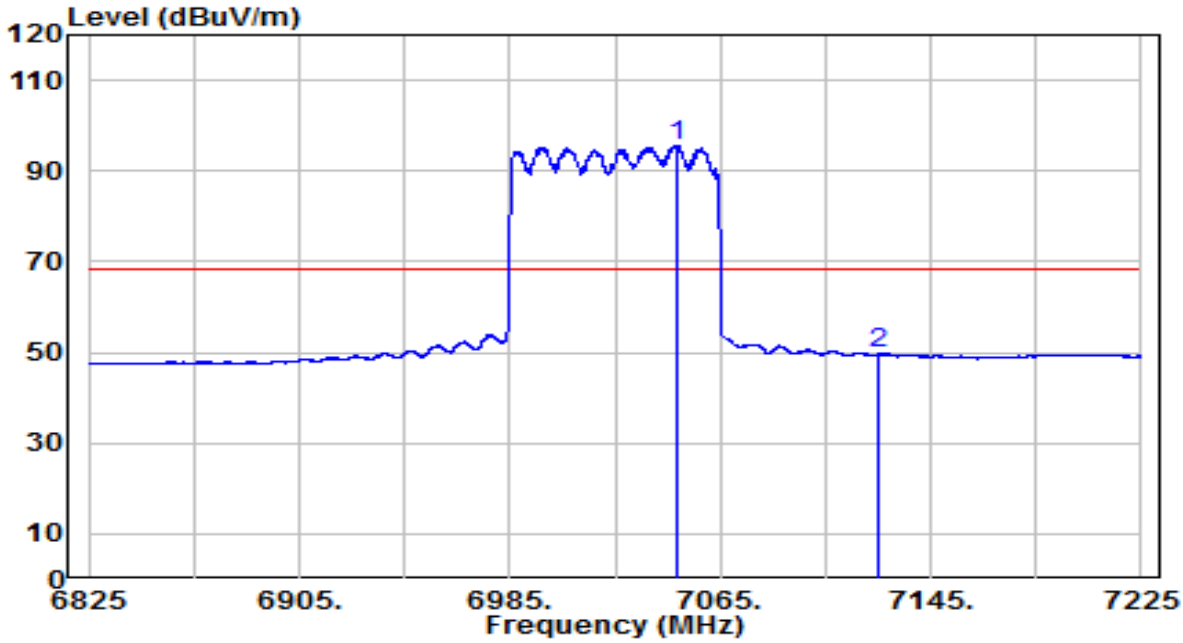

No		Frequency (MHz)	Reading (dBuV)	C.F (dB)	Measurement (dBuV/m)	Margin (dB)	Limit (dBuV/m)	Remark (QP/PK/AV)
1		7048.400	68.48	27.08	95.56	N/A	N/A	AV
2	*	7125.000	22.41	27.22	49.62	-18.58	68.20	AV

Note:

1. " *", means this data is the worst emission level.
2. C.F (Correction Factor) = Antenna Factor (dB)+ Cable Loss (dB)– Preamplifier(dB)+ 16dB Attenuation.
3. Measurement(dBuV/m) = Reading(dBuV) + C.F (Correction Factor).
4.The emission levels of other frequencies are very lower than the limit and not show in test report.

EUT	ACCESS POINT	Date of Test	2021-05-09
Factor	WZ-AC2_Horn 3117_1-18GHz	Temp. / Humidity	21.4°C/40%
Polarity	Horizontal	Site / Test Engineer	AC2 / Jason Gao
Test Mode	Transmit by802.11ax-HE160 at Channel 6025MHz	Test Voltage	120V/60Hz

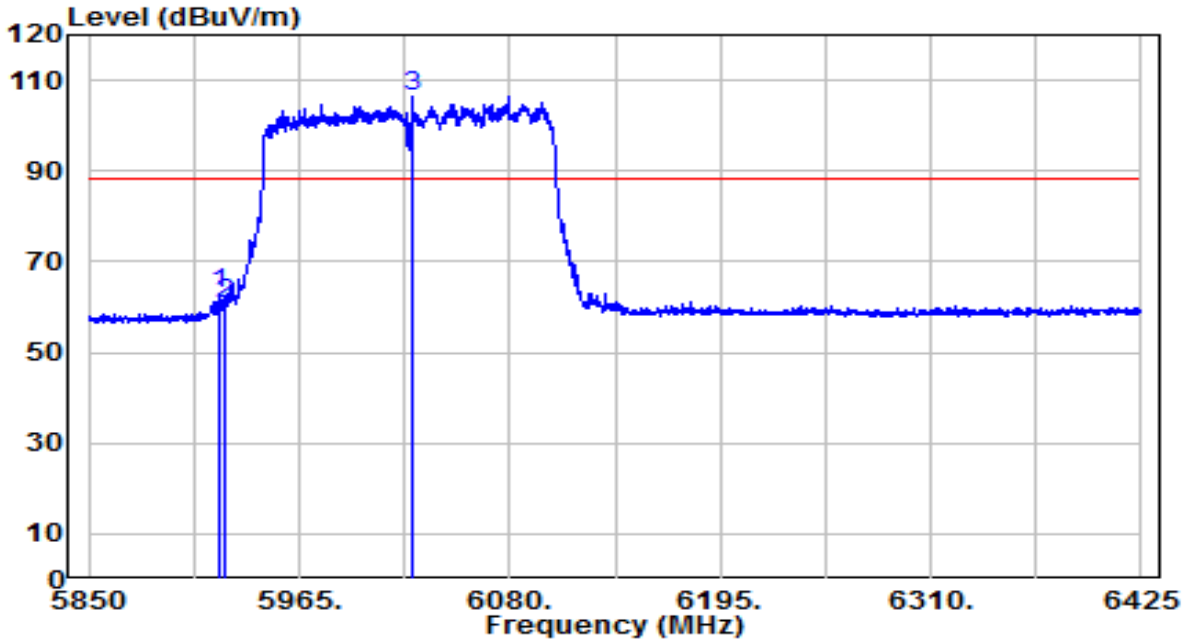

No		Frequency (MHz)	Reading (dBuV)	C.F (dB)	Measurement (dBuV/m)	Margin (dB)	Limit (dBuV/m)	Remark (QP/PK/AV)
1	*	5920.725	37.99	25.03	63.02	-25.18	88.20	Peak
2		5925.000	35.67	25.06	60.73	-27.47	88.20	Peak
3		6026.813	81.14	25.29	106.43	N/A	N/A	Peak

Note:

1. " *", means this data is the worst emission level.
2. C.F (Correction Factor) = Antenna Factor (dB)+ Cable Loss (dB)– Preamplifier(dB)+ 16dB Attenuation.
3. Measurement(dBuV/m) = Reading(dBuV) + C.F (Correction Factor).
4.The emission levels of other frequencies are very lower than the limit and not show in test report.

EUT	ACCESS POINT	Date of Test	2021-05-09
Factor	WZ-AC2_Horn 3117_1-18GHz	Temp. / Humidity	21.4°C/40%
Polarity	Horizontal	Site / Test Engineer	AC2 / Jason Gao
Test Mode	Transmit by802.11ax-HE160 at Channel 6025MHz	Test Voltage	120V/60Hz

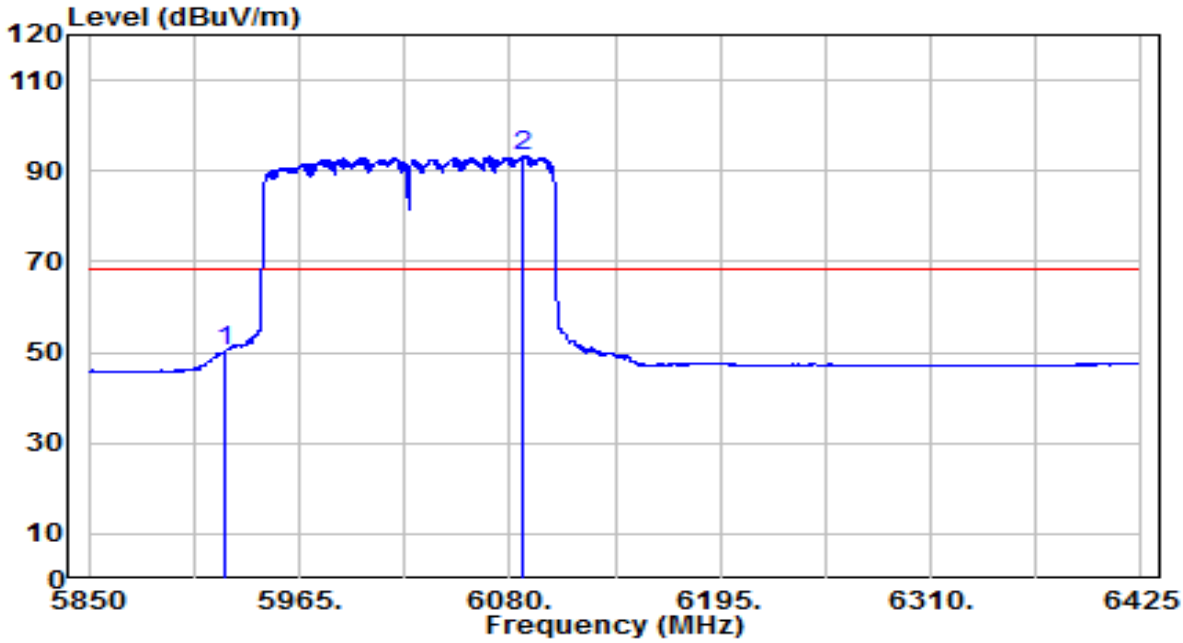

No		Frequency (MHz)	Reading (dBuV)	C.F (dB)	Measurement (dBuV/m)	Margin (dB)	Limit (dBuV/m)	Remark (QP/PK/AV)
1	*	5925.000	25.38	25.06	50.44	-17.76	68.20	AV
2		6087.763	67.39	25.89	93.29	N/A	N/A	AV

Note:

1. " *", means this data is the worst emission level.
2. C.F (Correction Factor) = Antenna Factor (dB)+ Cable Loss (dB)– Preamplifier(dB)+ 16dB Attenuation.
3. Measurement(dBuV/m) = Reading(dBuV) + C.F (Correction Factor).
4.The emission levels of other frequencies are very lower than the limit and not show in test report.

EUT	ACCESS POINT	Date of Test	2021-05-09
Factor	WZ-AC2_Horn 3117_1-18GHz	Temp. / Humidity	21.4°C/40%
Polarity	Vertical	Site / Test Engineer	AC2 / Jason Gao
Test Mode	Transmit by802.11ax-HE160 at Channel 6025MHz	Test Voltage	120V/60Hz

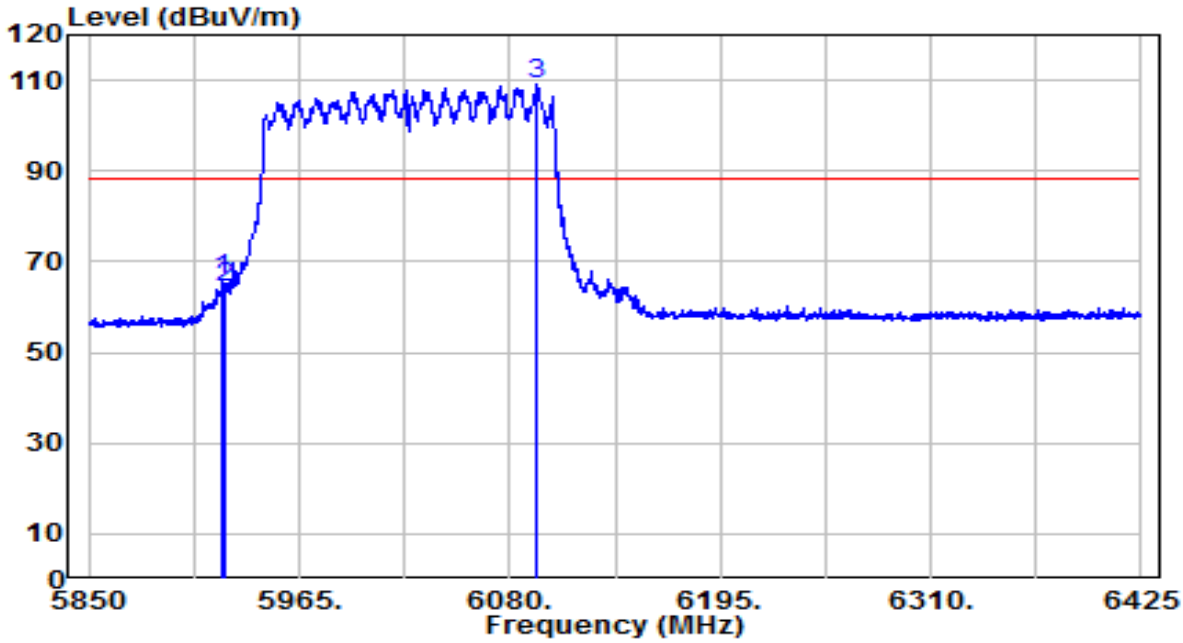

No		Frequency (MHz)	Reading (dBuV)	C.F (dB)	Measurement (dBuV/m)	Margin (dB)	Limit (dBuV/m)	Remark (QP/PK/AV)
1	*	5923.313	40.87	25.05	65.92	-22.28	88.20	Peak
2		5925.000	39.04	25.06	64.10	-24.10	88.20	Peak
3		6095.237	83.29	25.63	108.92	N/A	N/A	Peak

Note:

1. " *", means this data is the worst emission level.
2. C.F (Correction Factor) = Antenna Factor (dB)+ Cable Loss (dB)– Preamplifier(dB)+ 16dB Attenuation.
3. Measurement(dBuV/m) = Reading(dBuV) + C.F (Correction Factor).
4.The emission levels of other frequencies are very lower than the limit and not show in test report.

EUT	ACCESS POINT	Date of Test	2021-05-09
Factor	WZ-AC2_Horn 3117_1-18GHz	Temp. / Humidity	21.4°C/40%
Polarity	Vertical	Site / Test Engineer	AC2 / Jason Gao
Test Mode	Transmit by802.11ax-HE160 at Channel 6025MHz	Test Voltage	120V/60Hz

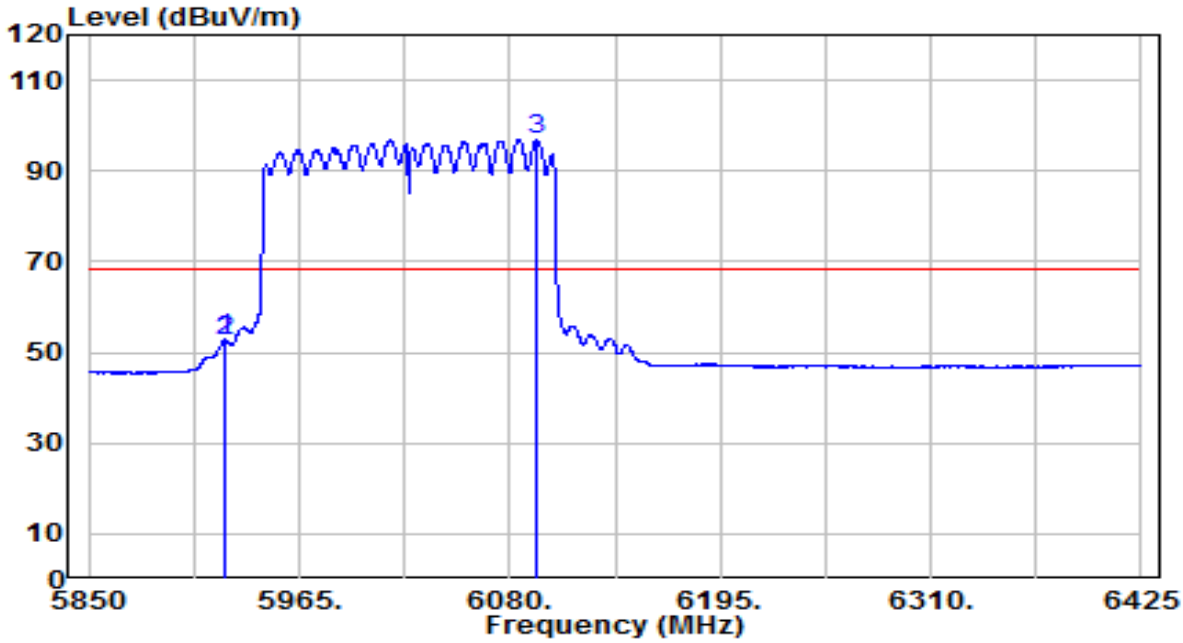

No		Frequency (MHz)	Reading (dBuV)	C.F (dB)	Measurement (dBuV/m)	Margin (dB)	Limit (dBuV/m)	Remark (QP/PK/AV)
1	*	5923.888	27.78	25.05	52.84	-15.36	68.20	AV
2		5925.000	27.53	25.06	52.59	-15.61	68.20	AV
3		6094.663	71.16	25.65	96.81	N/A	N/A	AV

Note:

1. " *", means this data is the worst emission level.
2. C.F (Correction Factor) = Antenna Factor (dB)+ Cable Loss (dB)– Preamplifier(dB)+ 16dB Attenuation.
3. Measurement(dBuV/m) = Reading(dBuV) + C.F (Correction Factor).
4.The emission levels of other frequencies are very lower than the limit and not show in test report.

EUT	ACCESS POINT	Date of Test	2021-05-09
Factor	WZ-AC2_Horn 3117_1-18GHz	Temp. / Humidity	21.4°C/40%
Polarity	Horizontal	Site / Test Engineer	AC2 / Jason Gao
Test Mode	Transmit by802.11ax-HE160 at Channel 6985MHz	Test Voltage	120V/60Hz

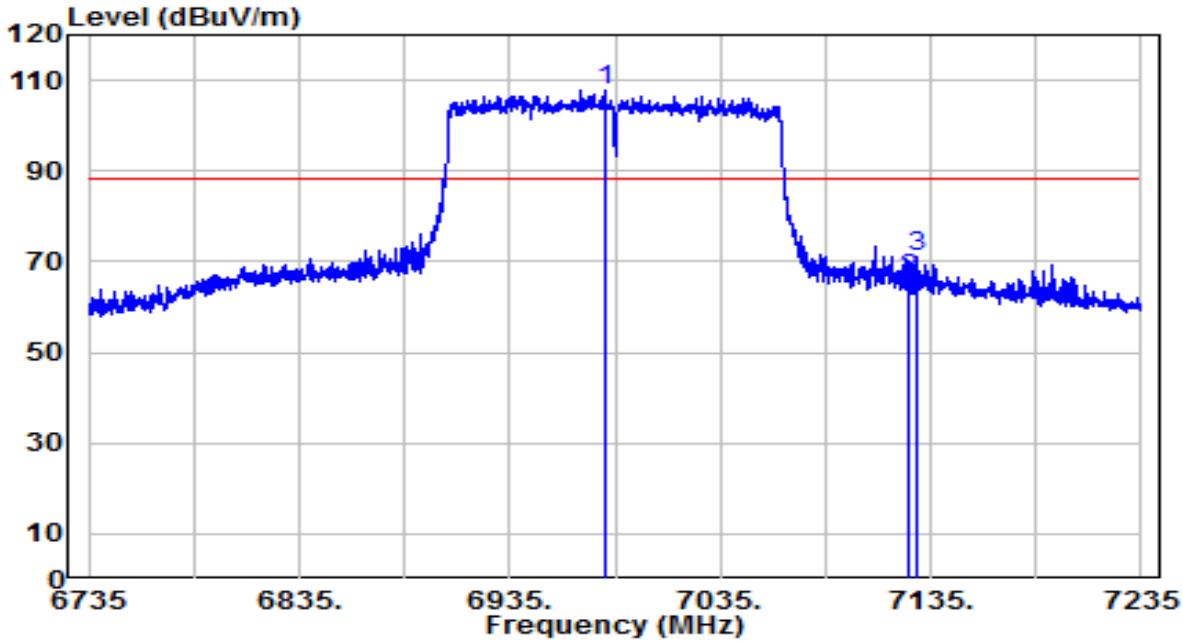

No		Frequency (MHz)	Reading (dBuV)	C.F (dB)	Measurement (dBuV/m)	Margin (dB)	Limit (dBuV/m)	Remark (QP/PK/AV)
1		6980.000	81.02	26.82	107.84	N/A	N/A	Peak
2		7125.000	38.89	27.22	66.11	-22.09	88.20	Peak
3	*	7128.250	43.82	27.18	71.00	-17.20	88.20	Peak

Note:

1. " *", means this data is the worst emission level.
2. C.F (Correction Factor) = Antenna Factor (dB)+ Cable Loss (dB)–Preamplifier(dB)+ 16dB Attenuation.
3. Measurement(dBuV/m) = Reading(dBuV) + C.F (Correction Factor).
4.The emission levels of other frequencies are very lower than the limit and not show in test report.

EUT	ACCESS POINT	Date of Test	2021-05-09
Factor	WZ-AC2_Horn 3117_1-18GHz	Temp. / Humidity	21.4°C/40%
Polarity	Horizontal	Site / Test Engineer	AC2 / Jason Gao
Test Mode	Transmit by802.11ax-HE160 at Channel 6985MHz	Test Voltage	120V/60Hz

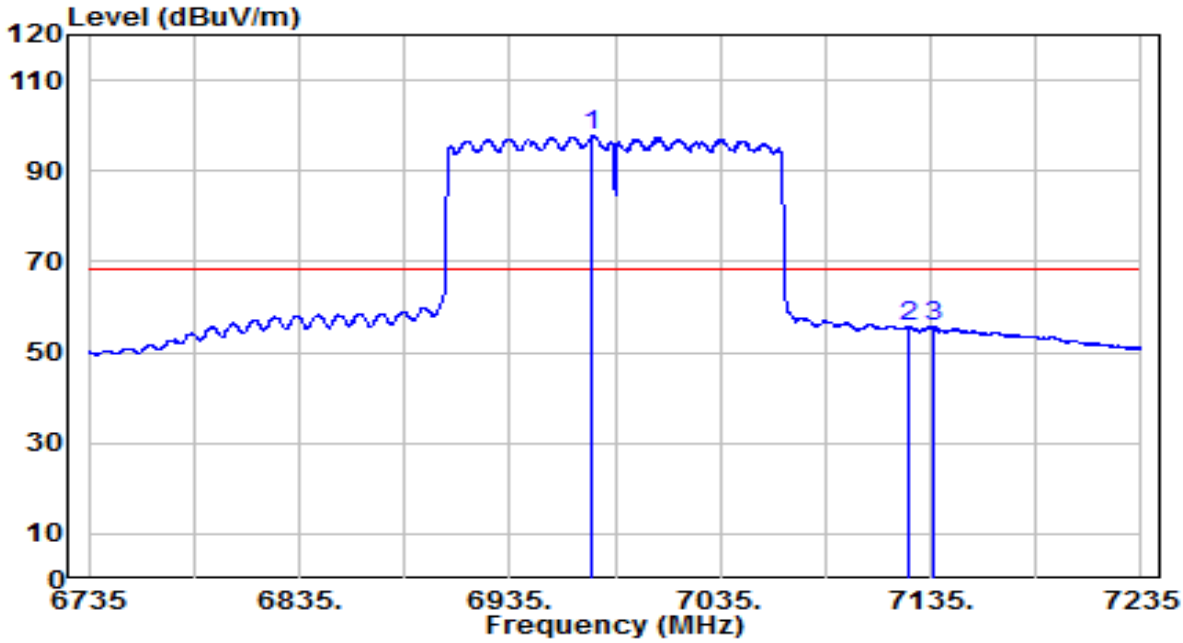

No		Frequency (MHz)	Reading (dBuV)	C.F (dB)	Measurement (dBuV/m)	Margin (dB)	Limit (dBuV/m)	Remark (QP/PK/AV)
1		6974.500	70.84	26.85	97.70	N/A	N/A	AV
2		7125.000	28.28	27.22	55.50	-12.70	68.20	AV
3	*	7135.750	28.64	27.07	55.71	-12.49	68.20	AV

Note:

1. " *", means this data is the worst emission level.
2. C.F (Correction Factor) = Antenna Factor (dB)+ Cable Loss (dB)– Preamplifier(dB)+ 16dB Attenuation.
3. Measurement(dBuV/m) = Reading(dBuV) + C.F (Correction Factor).
4.The emission levels of other frequencies are very lower than the limit and not show in test report.

EUT	ACCESS POINT	Date of Test	2021-05-09
Factor	WZ-AC2_Horn 3117_1-18GHz	Temp. / Humidity	21.4°C/40%
Polarity	Vertical	Site / Test Engineer	AC2 / Jason Gao
Test Mode	Transmit by802.11ax-HE160 at Channel 6985MHz	Test Voltage	120V/60Hz

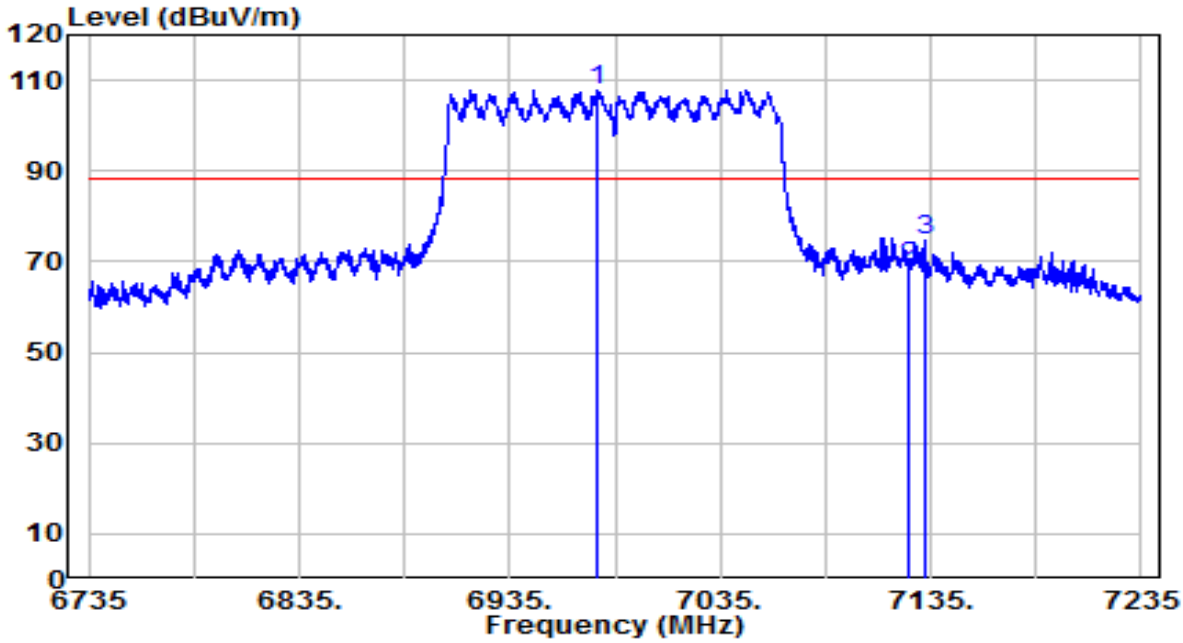

No		Frequency (MHz)	Reading (dBuV)	C.F (dB)	Measurement (dBuV/m)	Margin (dB)	Limit (dBuV/m)	Remark (QP/PK/AV)
1		6976.750	80.96	26.84	107.80	N/A	N/A	Peak
2		7125.000	41.63	27.22	68.85	-19.35	88.20	Peak
3	*	7132.500	47.65	27.12	74.77	-13.43	88.20	Peak

Note:

1. " *", means this data is the worst emission level.
2. C.F (Correction Factor) = Antenna Factor (dB)+ Cable Loss (dB)– Preamplifier(dB)+ 16dB Attenuation.
3. Measurement(dBuV/m) = Reading(dBuV) + C.F (Correction Factor).
4.The emission levels of other frequencies are very lower than the limit and not show in test report.

EUT	ACCESS POINT	Date of Test	2021-05-09
Factor	WZ-AC2_Horn 3117_1-18GHz	Temp. / Humidity	21.4°C/40%
Polarity	Vertical	Site / Test Engineer	AC2 / Jason Gao
Test Mode	Transmit by802.11ax-HE160 at Channel 6985MHz	Test Voltage	120V/60Hz

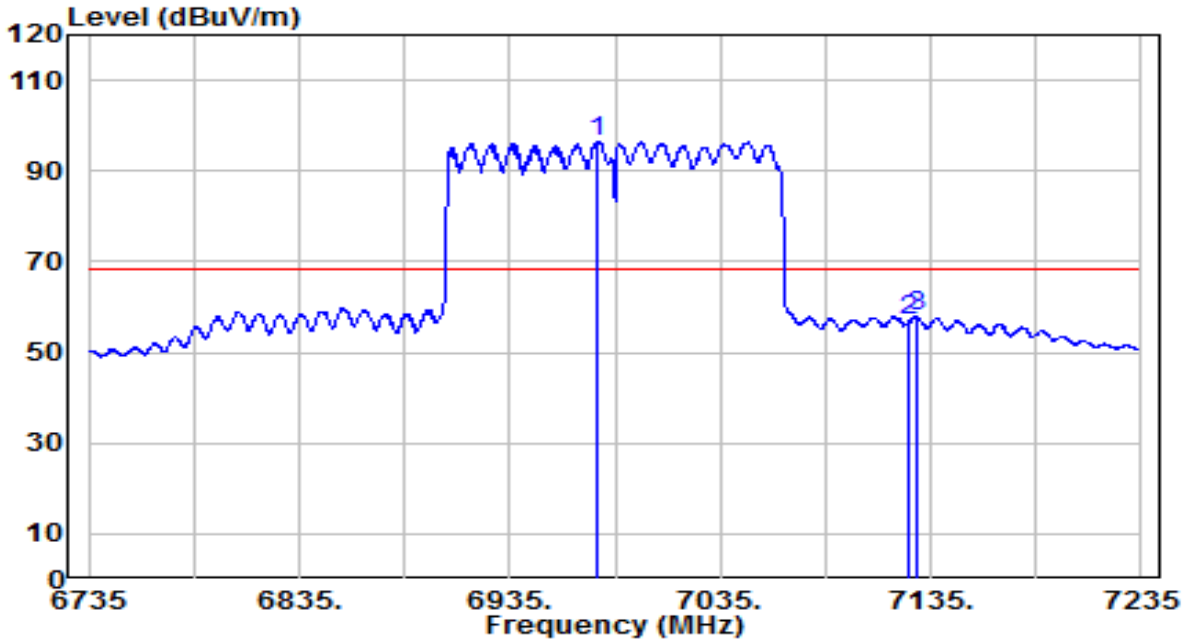

No		Frequency (MHz)	Reading (dBuV)	C.F (dB)	Measurement (dBuV/m)	Margin (dB)	Limit (dBuV/m)	Remark (QP/PK/AV)
1		6976.500	69.70	26.84	96.54	N/A	N/A	AV
2		7125.000	29.74	27.22	56.96	-11.24	68.20	AV
3	*	7128.500	30.60	27.17	57.77	-10.43	68.20	AV

Note:

1. " *", means this data is the worst emission level.
2. C.F (Correction Factor) = Antenna Factor (dB)+ Cable Loss (dB) – Preamplifier(dB)+ 16dB Attenuation.
3. Measurement(dBuV/m) = Reading(dBuV) + C.F (Correction Factor).
4.The emission levels of other frequencies are very lower than the limit and not show in test report.

6.10. AC Conducted Emissions Measurement

6.10.1.Test Limit

FCC Part 15.207 Limits		
Frequency (MHz)	QP (dBμV)	AV (dBμV)
0.15 - 0.50	66 - 56	56 - 46
0.50 - 5.0	56	46
5.0 - 30	60	50

Note 1: The lower limit shall apply at the transition frequencies.

Note 2: The limit decreases linearly with the logarithm of the frequency in the range 0.15MHz to 0.5MHz.

6.10.2.Test Setup

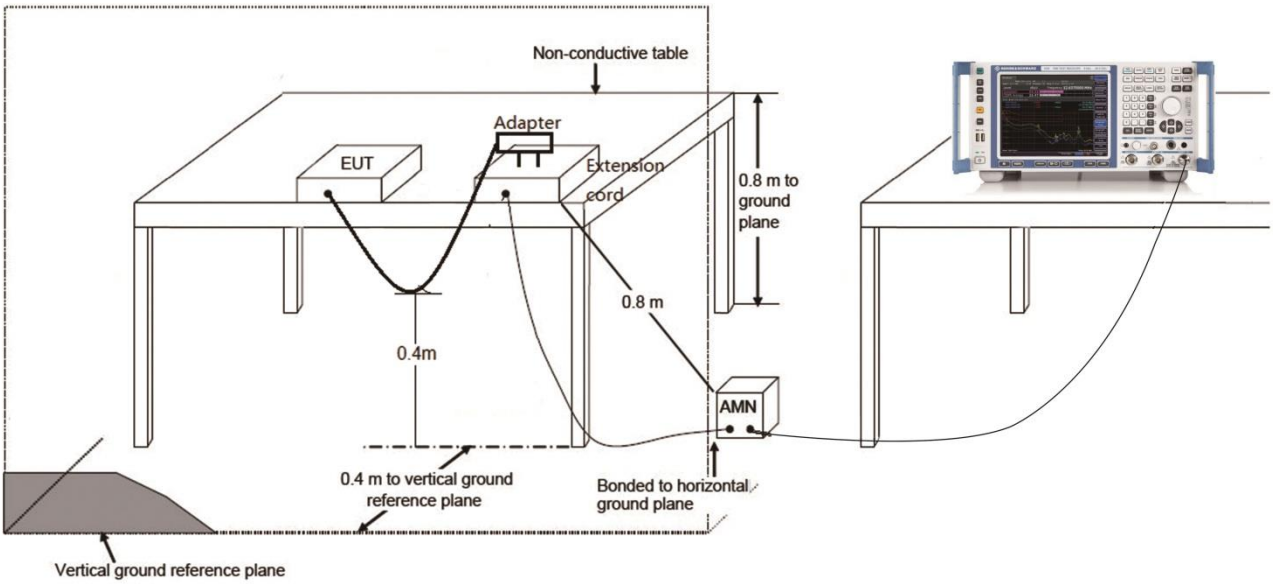

6.10.3.Test Result

EUT	ACCESS POINT	Date of Test	2021-04-27
Factor	ENV216_101683_L1_Filter Off_With Adapter	Temp. / Humidity	23.6°C/60.9%
Polarity	Line1	Site / Test Engineer	SR2 / Antony Yang
Test Mode	Transmit by 802.11ax-HE20 at channel 5955MHz	Test Voltage	120V/60Hz

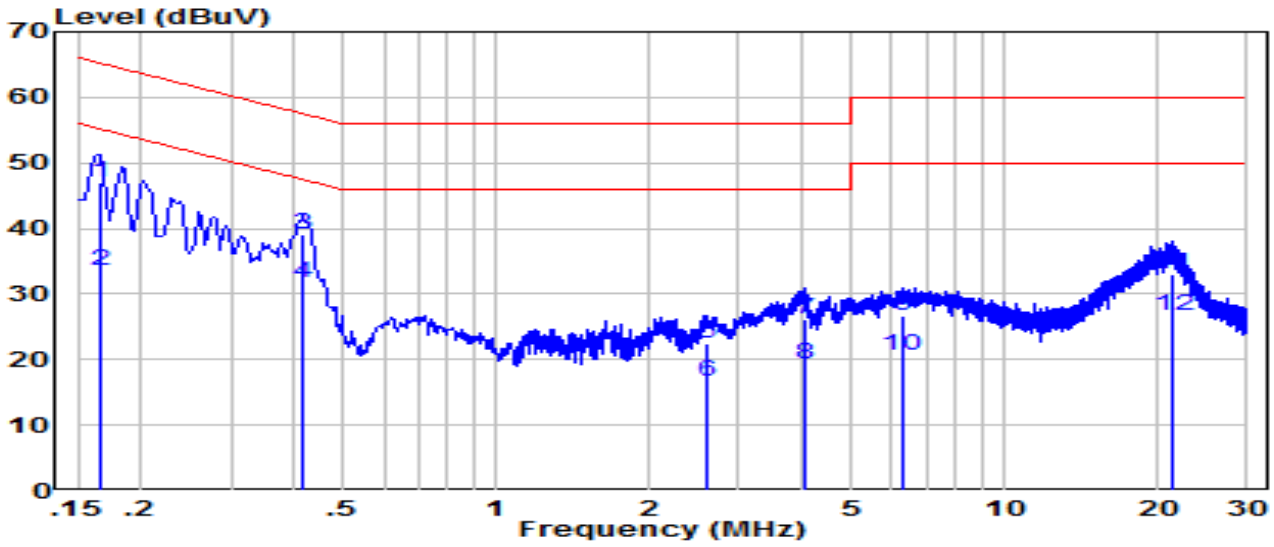

No		Frequency (MHz)	Reading (dBuV)	C.F (dB)	Measurement (dBuV/m)	Margin (dB)	Limit (dBuV/m)	Remark (QP/PK/AV)
1		0.166	37.60	9.44	47.05	-18.11	65.16	QP
2		0.166	24.00	9.44	33.45	-21.71	55.16	Average
3		0.418	29.61	9.47	39.09	-18.40	57.49	QP
4	*	0.418	22.31	9.47	31.79	-15.70	47.49	Average
5		2.580	12.83	9.56	22.40	-33.60	56.00	QP
6		2.580	7.03	9.56	16.60	-29.40	46.00	Average
7		4.030	16.43	9.61	26.04	-29.96	56.00	QP
8		4.030	9.73	9.61	19.34	-26.66	46.00	Average
9		6.270	17.03	9.72	26.74	-33.26	60.00	QP
10		6.270	10.93	9.72	20.64	-29.36	50.00	Average
11		21.370	22.73	10.25	32.98	-27.02	60.00	QP
12		21.370	16.33	10.25	26.58	-23.42	50.00	Average

Note:

1. " *", means this data is the worst emission level.
2. C.F (Correction Factor) = ISN Factor (dB)+ Cable Loss (dB).
3. Measurement(dBuV/m) = Reading(dBuV) + C.F (Correction Factor).

EUT	ACCESS POINT	Date of Test	2021-04-27
Factor	\ENV216_101683_N_Filter Off_With Adapter.	Temp. / Humidity	23.6°C/60.9%
Polarity	Neutral	Site / Test Engineer	SR2 / Antony Yang
Test Mode	Transmit by 802.11ax-HE20 at channel 5955MHz	Test Voltage	120V/60Hz

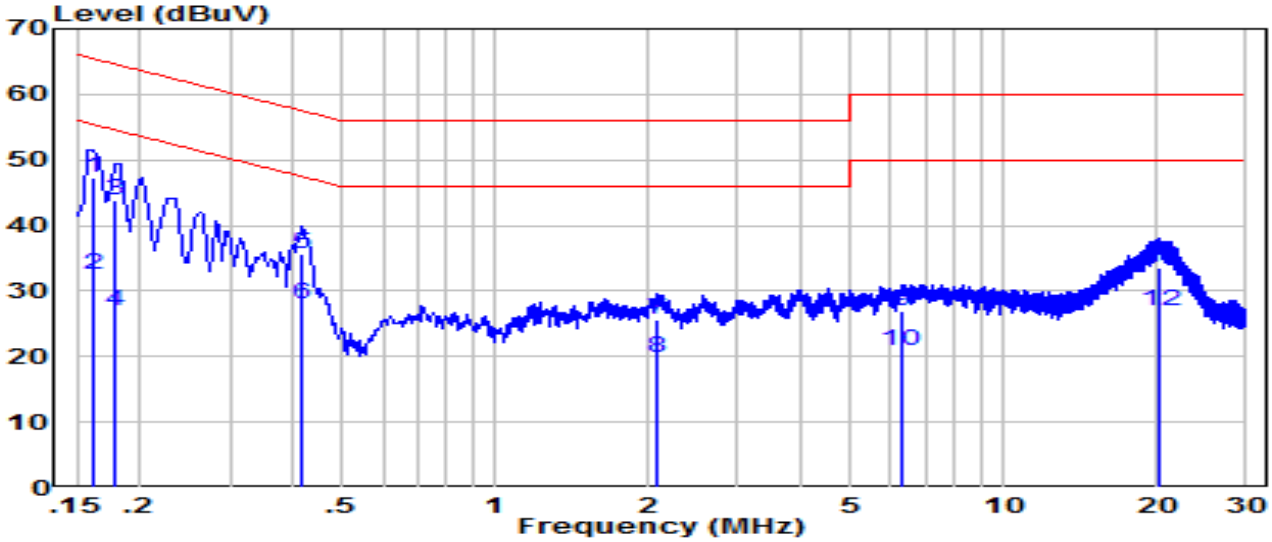

No		Frequency (MHz)	Reading (dBuV)	C.F (dB)	Measurement (dBuV/m)	Margin (dB)	Limit (dBuV/m)	Remark (QP/PK/AV)
1	*	0.162	37.80	9.44	47.24	-18.12	65.36	QP
2		0.162	23.00	9.44	32.44	-22.92	55.36	Average
3		0.178	34.50	9.45	43.95	-20.63	64.58	QP
4		0.178	17.60	9.45	27.05	-27.53	54.58	Average
5		0.418	26.11	9.48	35.59	-21.89	57.49	QP
6		0.418	18.41	9.48	27.89	-19.59	47.49	Average
7		2.090	16.13	9.54	25.67	-30.33	56.00	QP
8		2.090	10.23	9.54	19.77	-26.23	46.00	Average
9		6.270	17.23	9.73	26.95	-33.05	60.00	QP
10		6.270	11.23	9.73	20.95	-29.05	50.00	Average
11		20.320	23.42	10.25	33.67	-26.33	60.00	QP
12		20.320	16.82	10.25	27.07	-22.93	50.00	Average

Note:

1. " *", means this data is the worst emission level.
2. C.F (Correction Factor) = ISN Factor (dB)+ Cable Loss (dB).
3. Measurement(dBuV/m) = Reading(dBuV) + C.F (Correction Factor).

7. CONCLUSION

The data collected relate only the item(s) tested and show that the device is in compliance with Part 15E of the FCC Rules.

The End

Appendix A - Test Setup Photograph

Refer to “2101RSU034-UT” file.

Appendix B - EUT Photograph

Refer to “2101RSU034-UE” file.