802.11ax-HE40 - Ant 2	
Channel 123 (6565MHz)	
The Reference Level	The Mask Data
	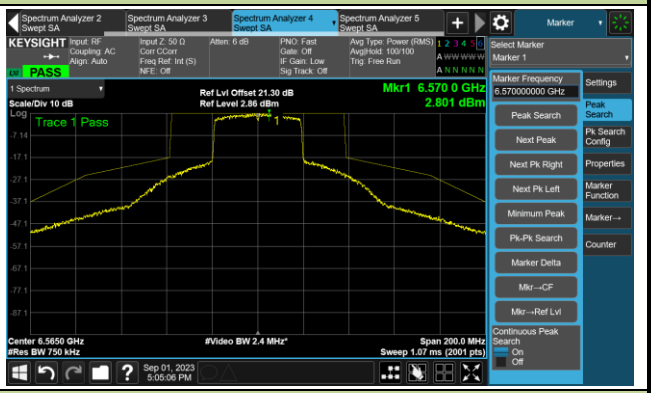
Channel 147 (6685MHz)	
The Reference Level	The Mask Data
	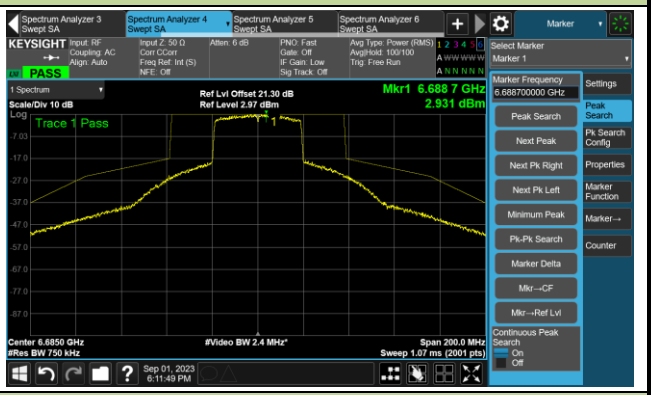
Channel 179 (6845MHz)	
The Reference Level	The Mask Data Note
	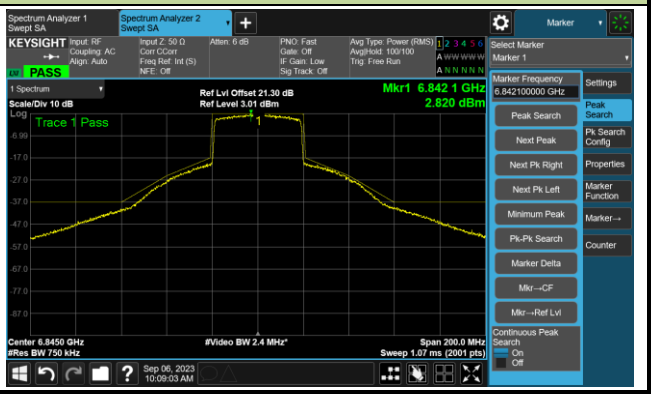

Note: The limit is based on 99% bandwidth, the limit is more stringent than the limit based on 26dB bandwidth.

802.11ax-HE80 - Ant 2	
Channel 7 (5985MHz)	
The Reference Level	The Mask Data Note
	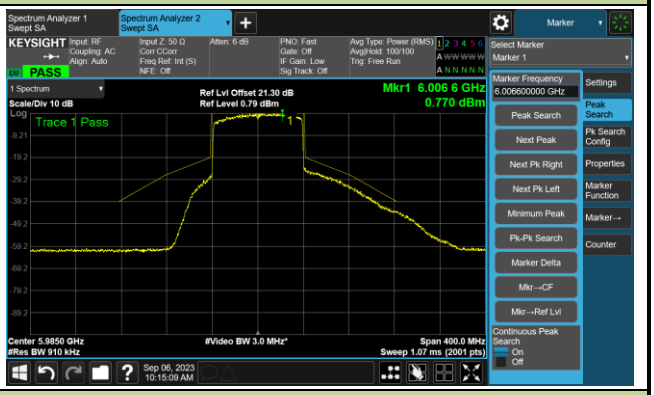
Channel 55 (6225MHz)	
The Reference Level	The Mask Data Note
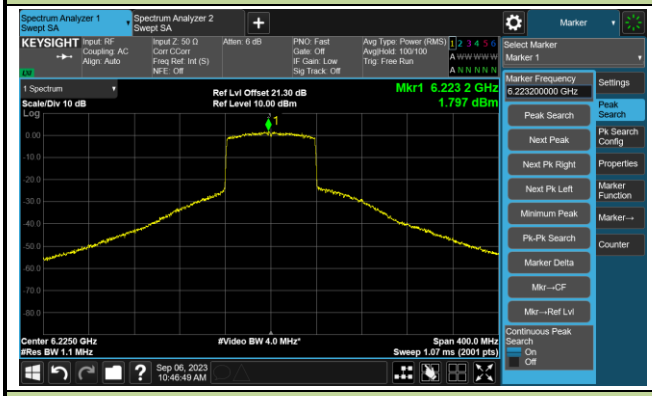	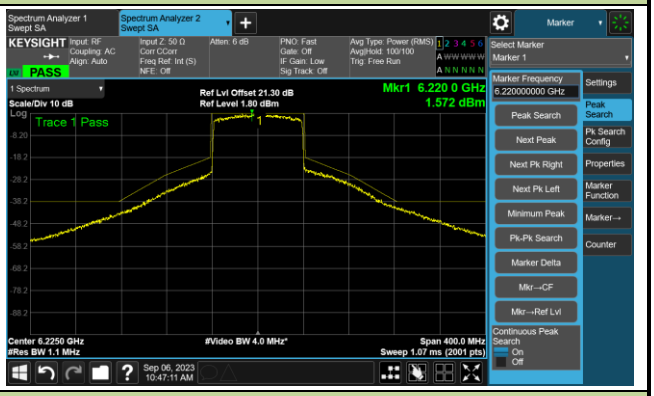
Channel 87 (6385MHz)	
The Reference Level	The Mask Data
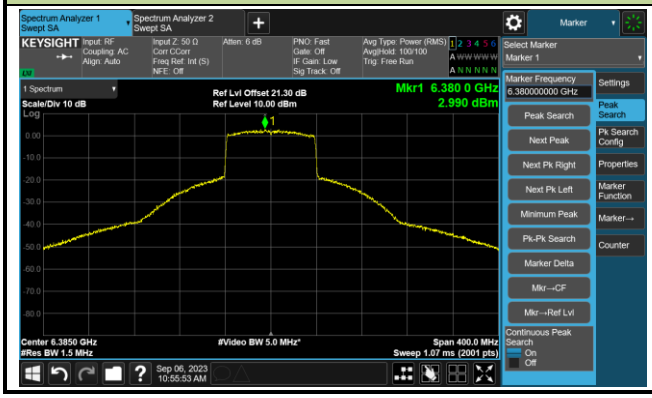	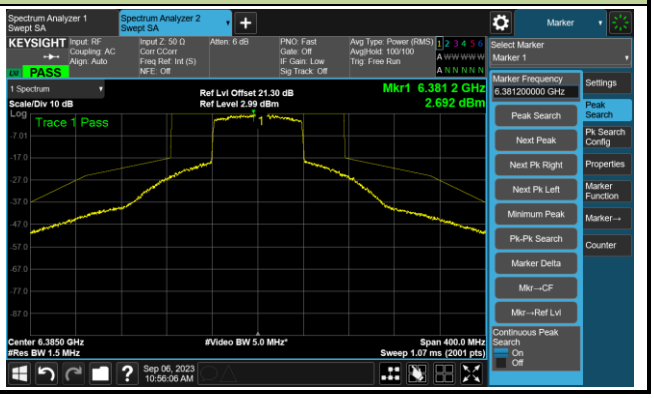

Note: The limit is based on 99% bandwidth, the limit is more stringent than the limit based on 26dB bandwidth.

802.11ax-HE80 - Ant 2	
Channel 135 (6625MHz)	
The Reference Level	The Mask Data Note
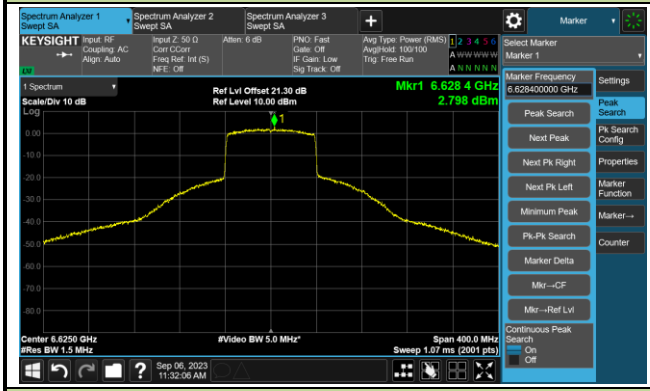	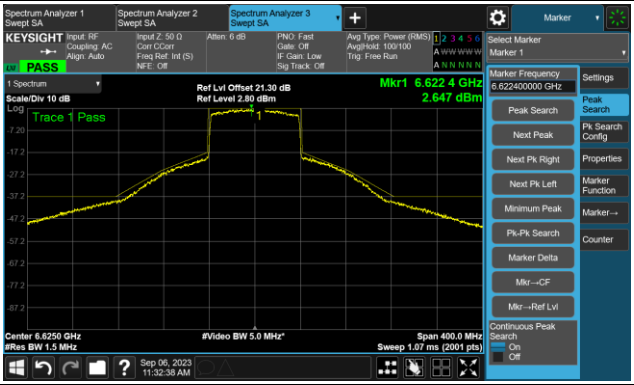
Channel 151 (6705MHz)	
The Reference Level	The Mask Data
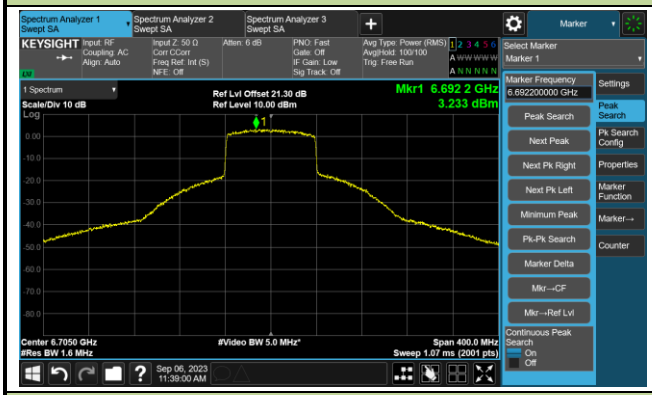	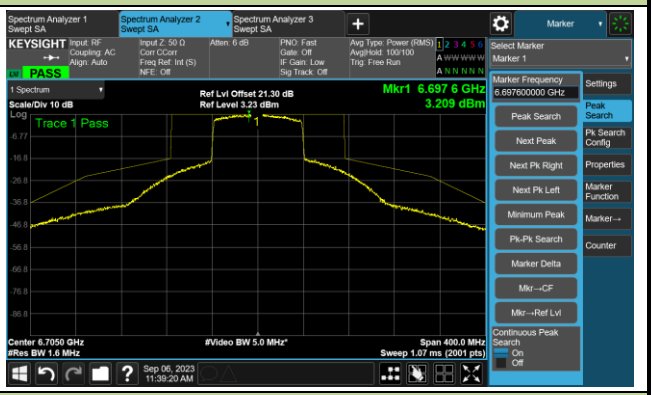
Channel 167 (6785MHz)	
The Reference Level	The Mask Data
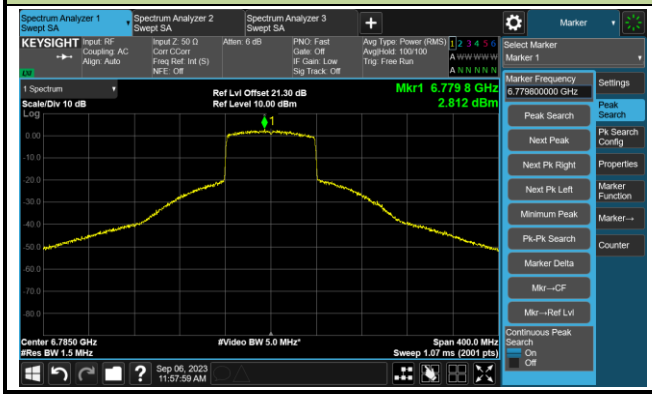	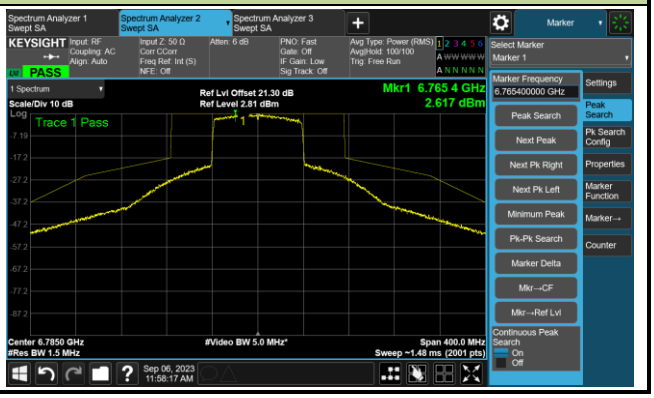

Note: The limit is based on 99% bandwidth, the limit is more stringent than the limit based on 26dB bandwidth.

802.11ax-HE160 - Ant 2	
Channel 15 (6025MHz)	
The Reference Level	The Mask Data Note
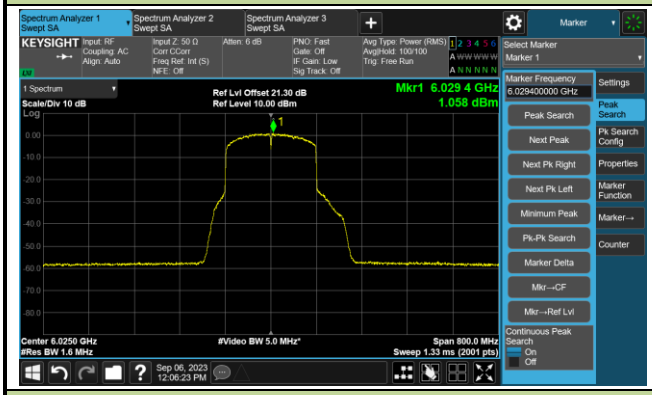	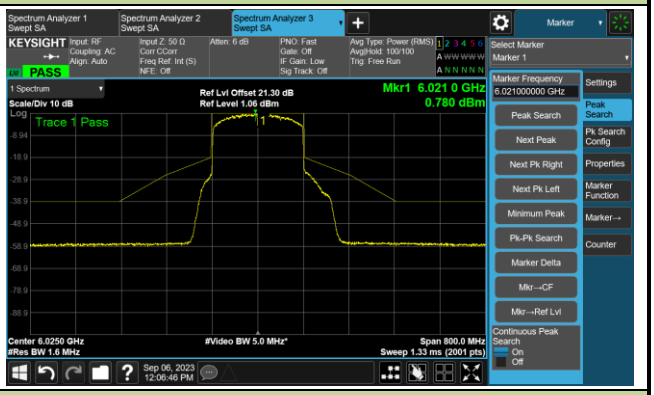
Channel 47 (6185MHz)	
The Reference Level	The Mask Data
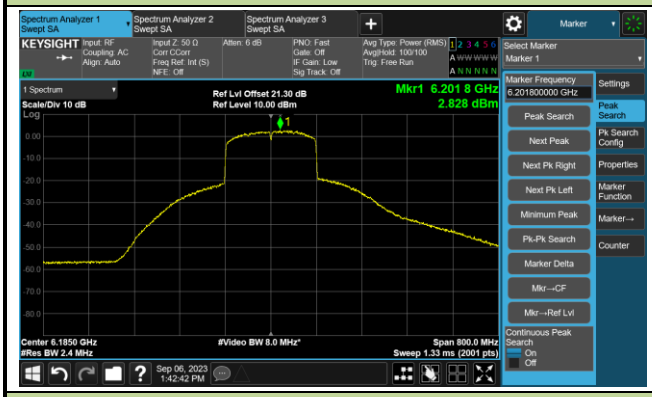	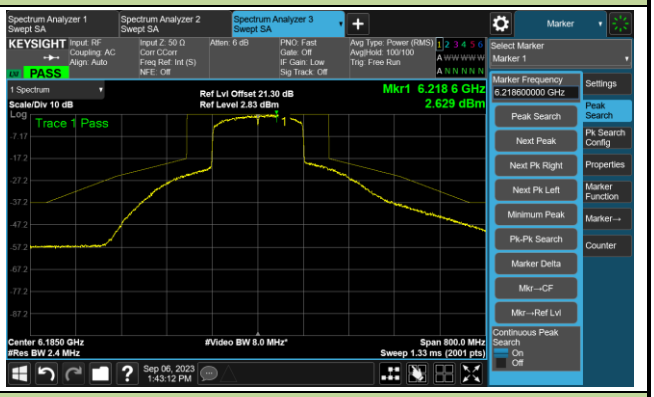
Channel 79 (6345MHz)	
The Reference Level	The Mask Data Note
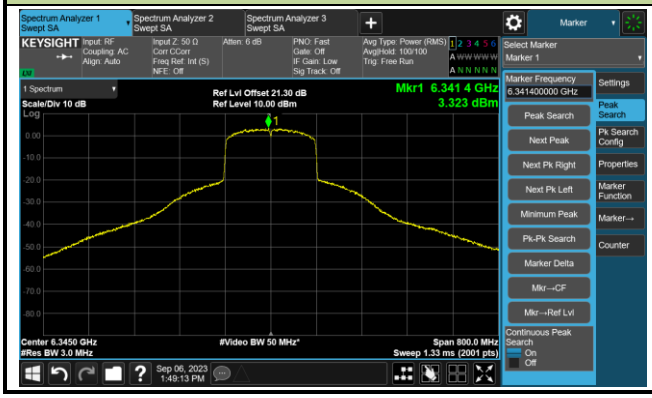	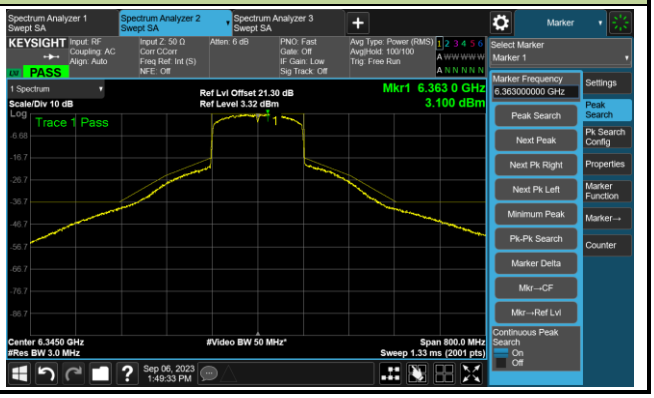

Note: The limit is based on 99% bandwidth, the limit is more stringent than the limit based on 26dB bandwidth.

802.11ax-HE160 - Ant 2	
Channel 143 (6665MHz)	
The Reference Level	The Mask Data
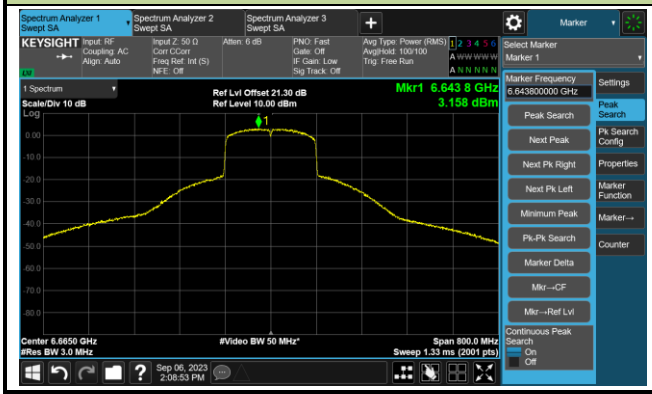	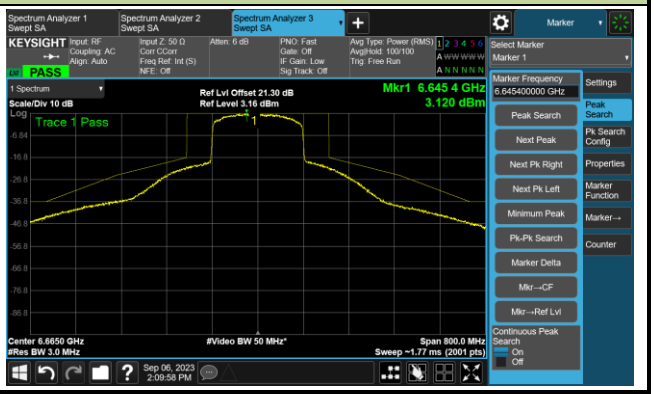

802.11ax-HE20 - Ant 3	
Channel 1 (5955MHz)	
The Reference Level	The Mask Data Note
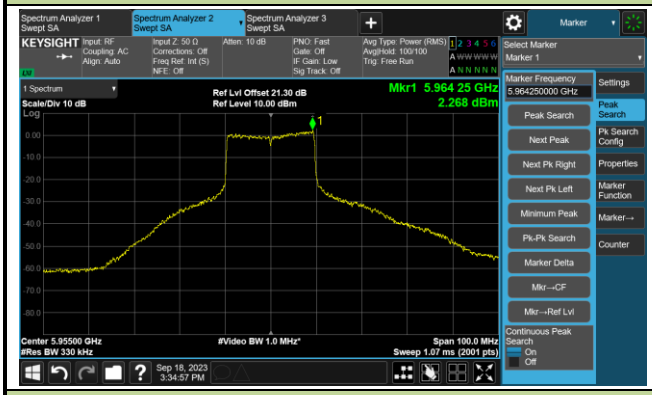	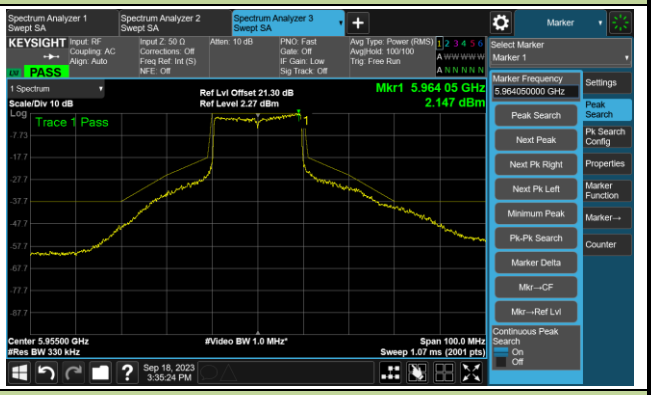
Channel 49 (6195MHz)	
The Reference Level	The Mask Data Note
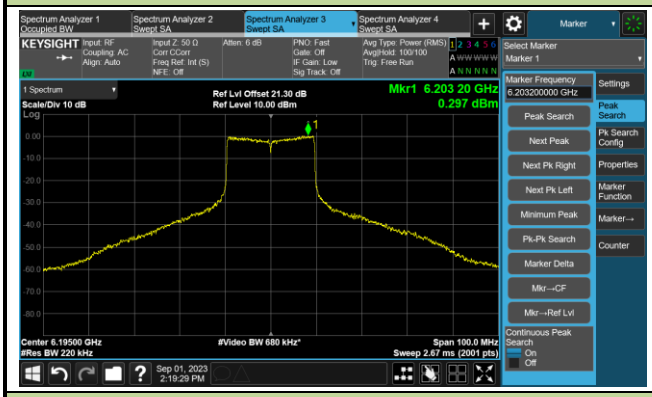	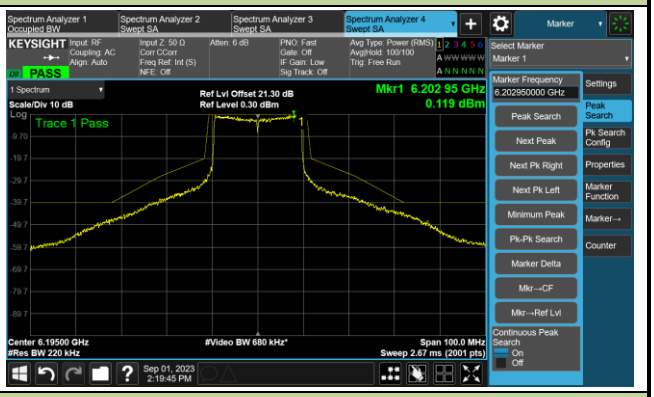
Channel 93 (6415MHz)	
The Reference Level	The Mask Data
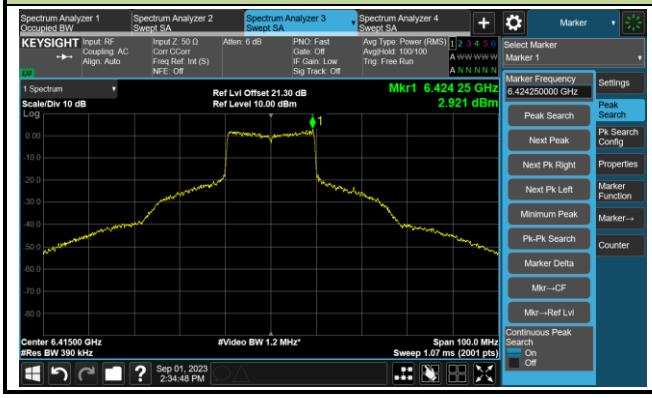	

Note: The limit is based on 99% bandwidth, the limit is more stringent than the limit based on 26dB bandwidth.

802.11ax-HE20 - Ant 3	
Channel 117 (6535MHz)	
The Reference Level	The Mask Data Note
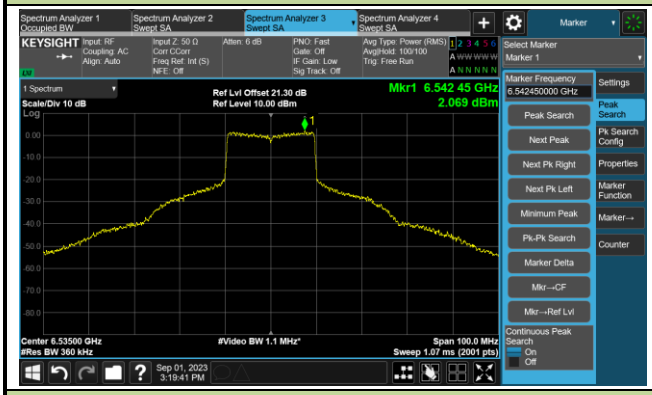	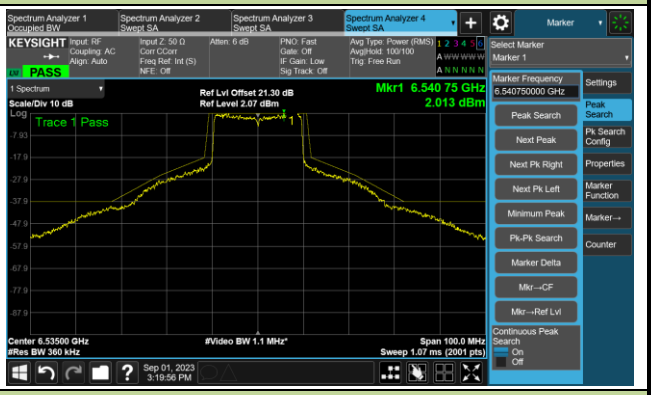
Channel 149 (6695MHz)	
The Reference Level	The Mask Data Note
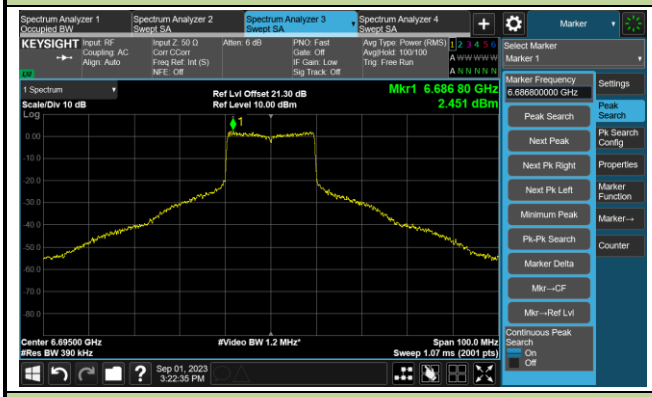	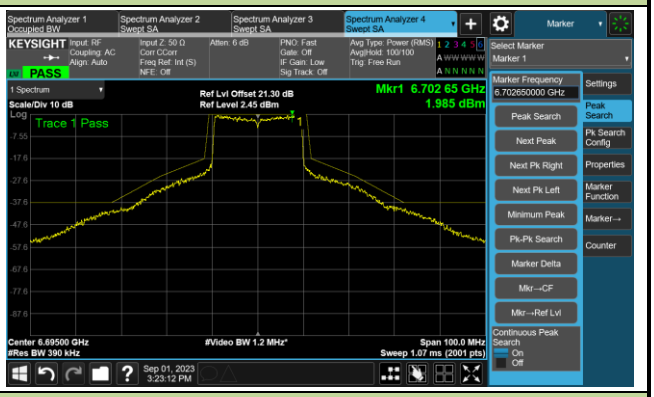
Channel 181 (6855MHz)	
The Reference Level	The Mask Data Note
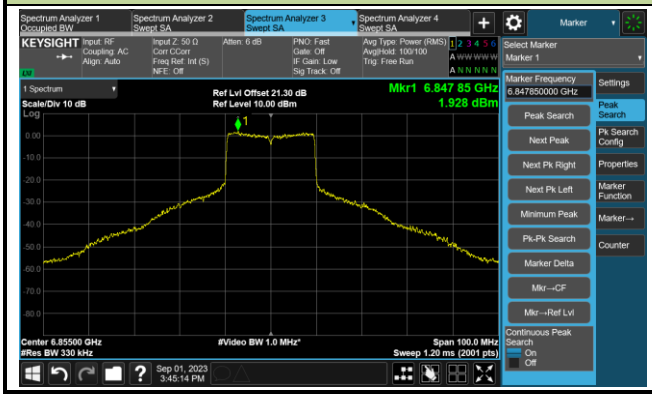	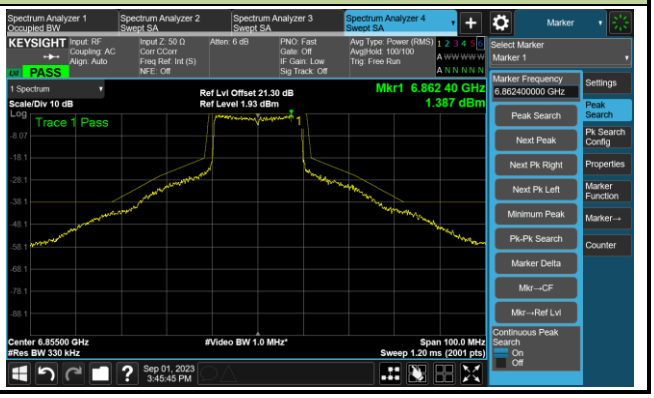

Note: The limit is based on 99% bandwidth, the limit is more stringent than the limit based on 26dB bandwidth.

802.11ax-HE40 - Ant 3	
Channel 3 (5965MHz)	
The Reference Level	The Mask Data Note
	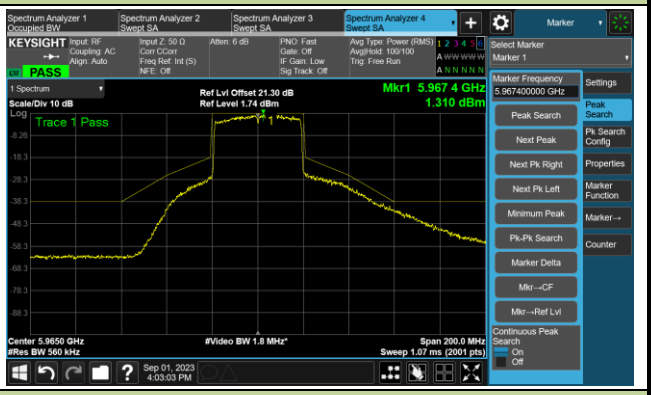
Channel 51 (6205MHz)	
The Reference Level	The Mask Data Note
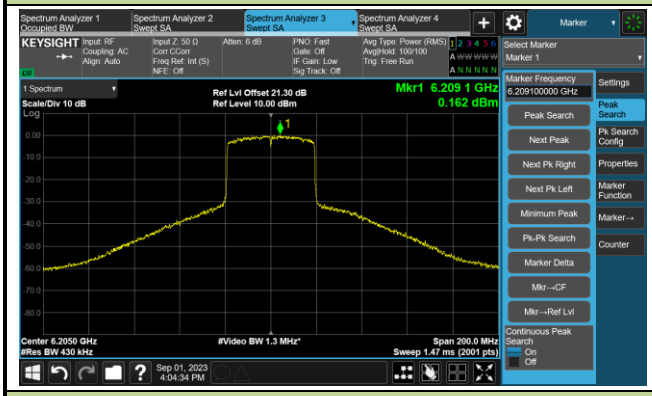	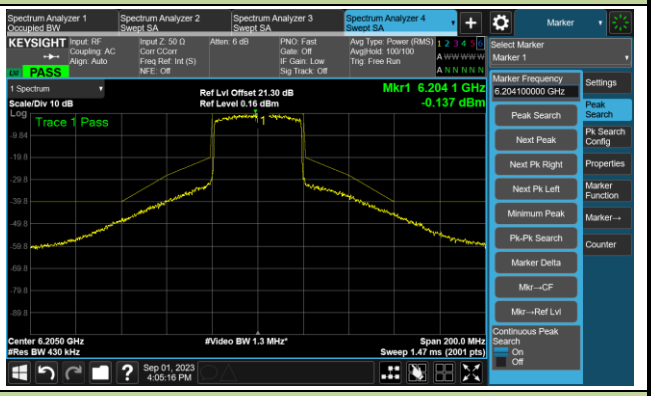
Channel 91 (6405MHz)	
The Reference Level	The Mask Data
	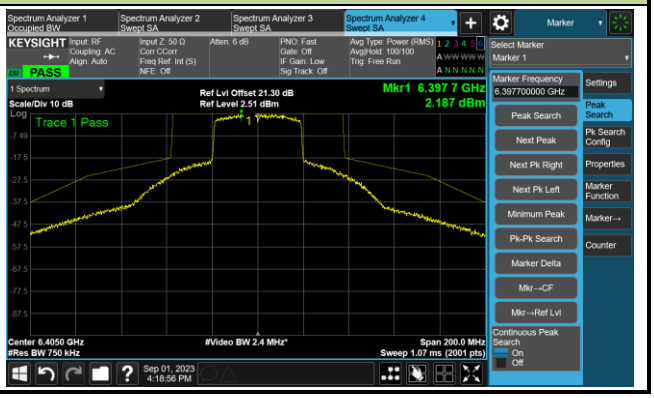

Note: The limit is based on 99% bandwidth, the limit is more stringent than the limit based on 26dB bandwidth.

802.11ax-HE40 - Ant 3	
Channel 123 (6565MHz)	
The Reference Level	The Mask Data
	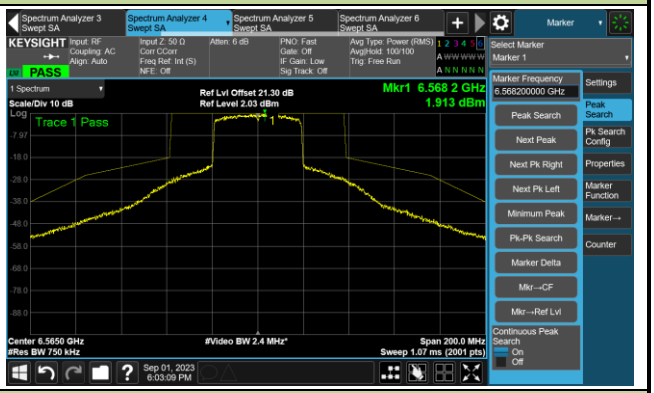
Channel 147 (6685MHz)	
The Reference Level	The Mask Data
	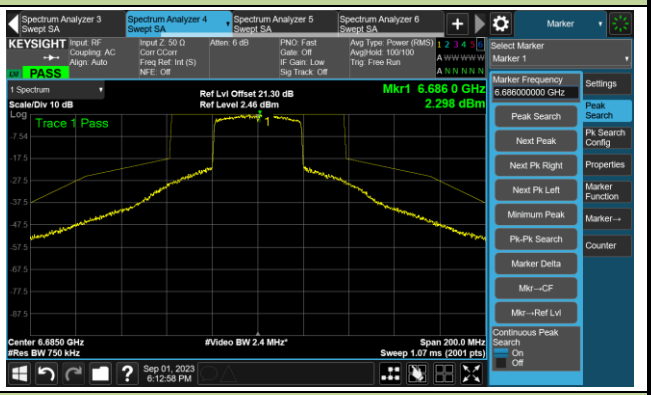
Channel 179 (6845MHz)	
The Reference Level	The Mask Data Note
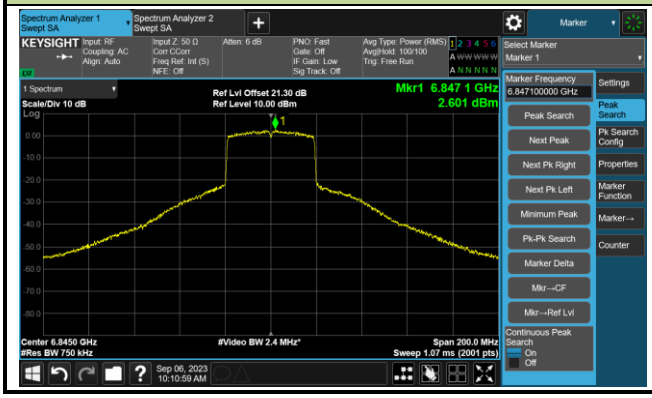	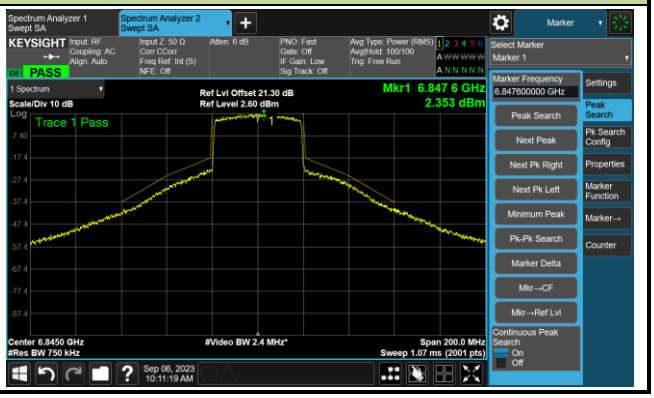

Note: The limit is based on 99% bandwidth, the limit is more stringent than the limit based on 26dB bandwidth.

802.11ax-HE80 - Ant 3	
Channel 7 (5985MHz)	
The Reference Level	The Mask Data Note
	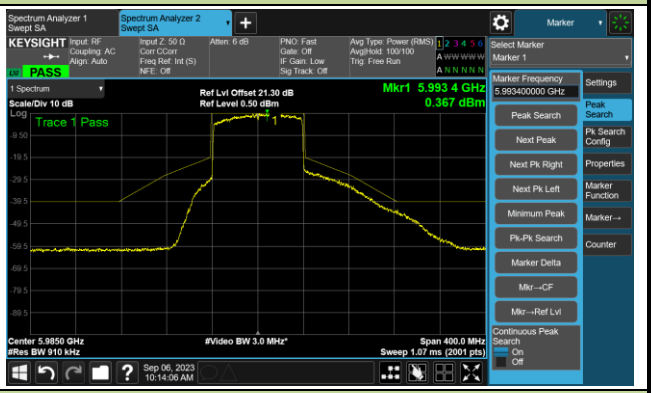
Channel 55 (6225MHz)	
The Reference Level	The Mask Data Note
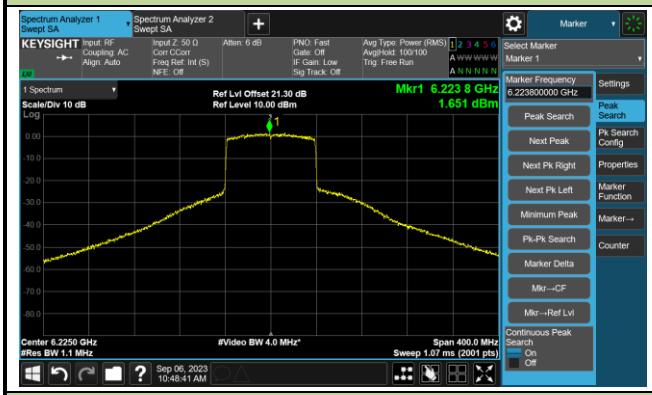	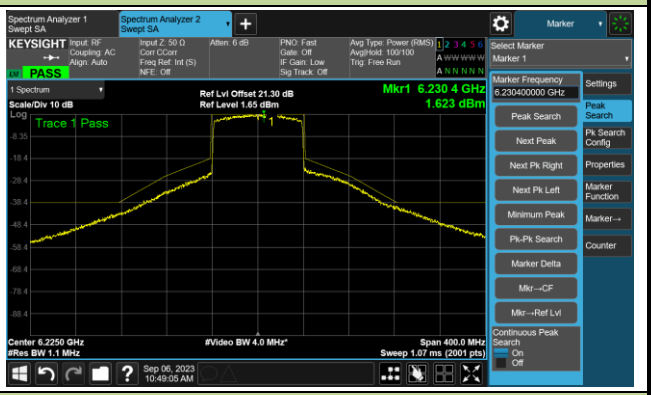
Channel 87 (6385MHz)	
The Reference Level	The Mask Data
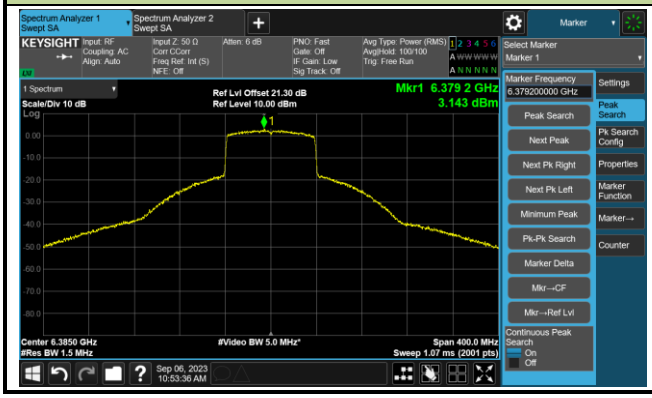	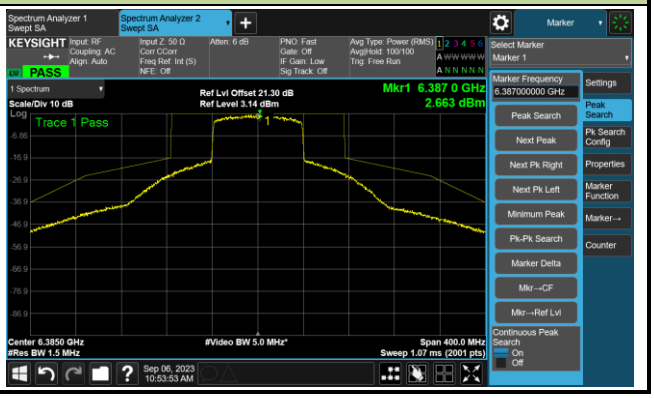

Note: The limit is based on 99% bandwidth, the limit is more stringent than the limit based on 26dB bandwidth.

802.11ax-HE80 - Ant 3	
Channel 135 (6625MHz)	
The Reference Level	The Mask Data Note
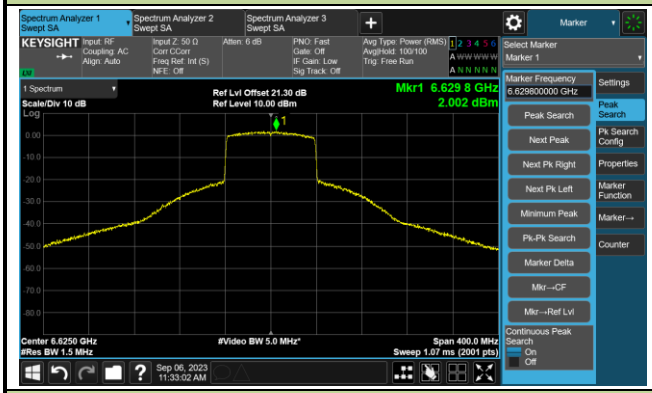	
Channel 151 (6705MHz)	
The Reference Level	The Mask Data
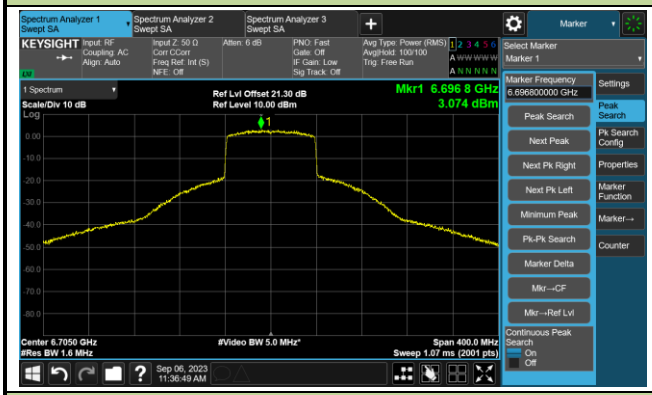	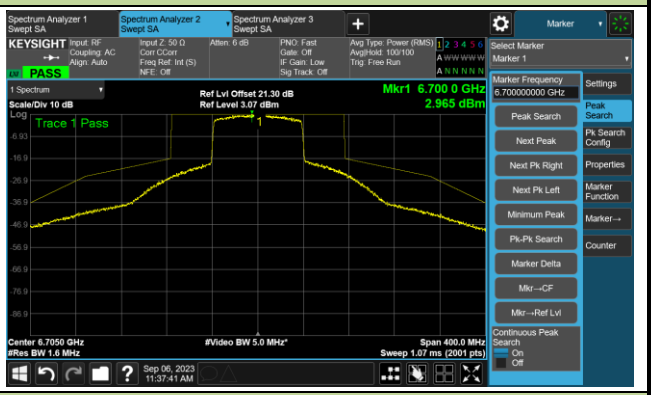
Channel 167 (6785MHz)	
The Reference Level	The Mask Data
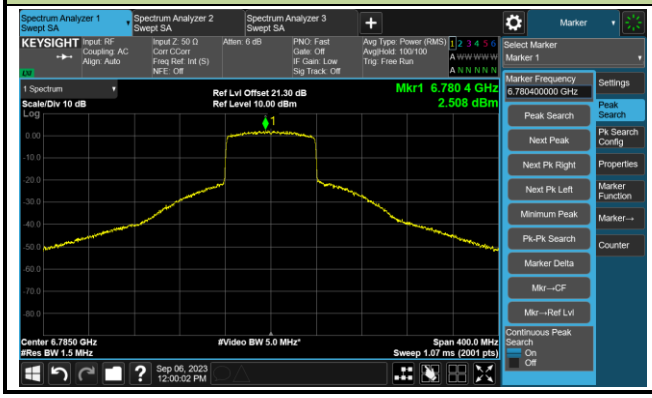	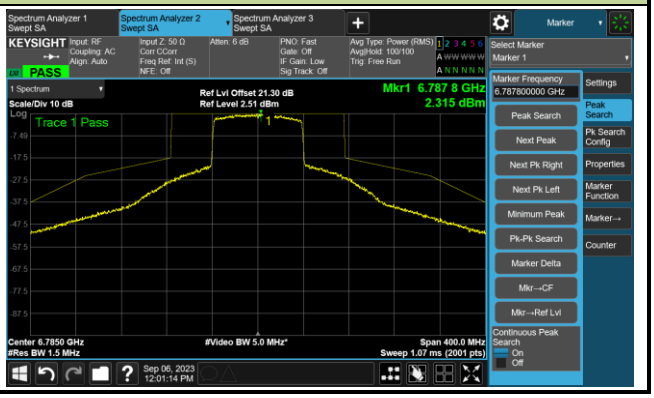

Note: The limit is based on 99% bandwidth, the limit is more stringent than the limit based on 26dB bandwidth.

802.11ax-HE160 - Ant 3	
Channel 15 (6025MHz)	
The Reference Level	The Mask Data Note
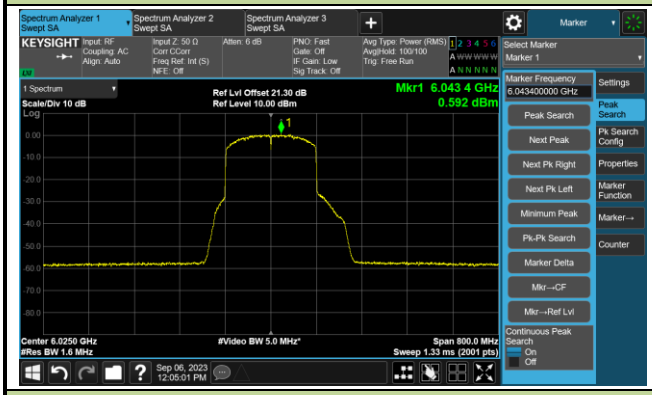	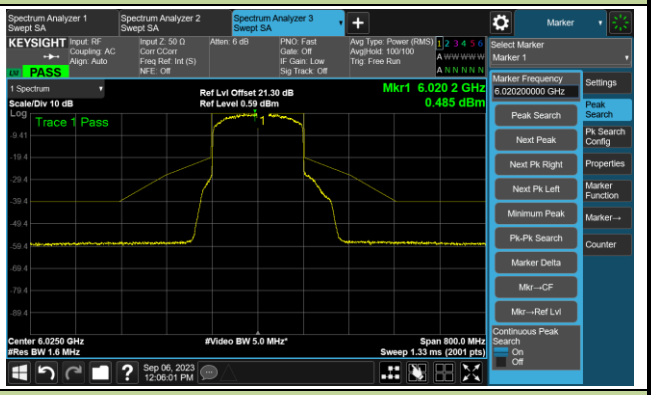
Channel 47 (6185MHz)	
The Reference Level	The Mask Data
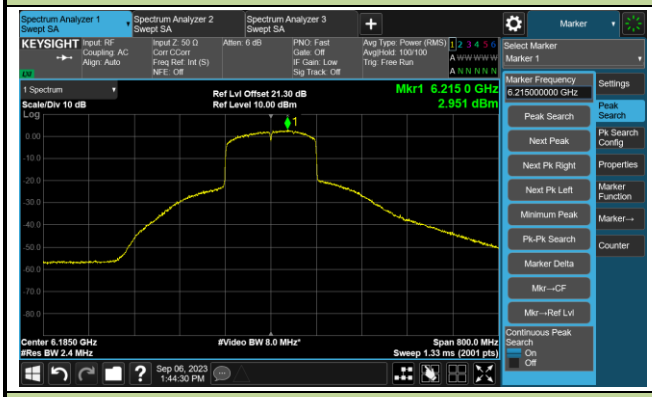	
Channel 79 (6345MHz)	
The Reference Level	The Mask Data Note
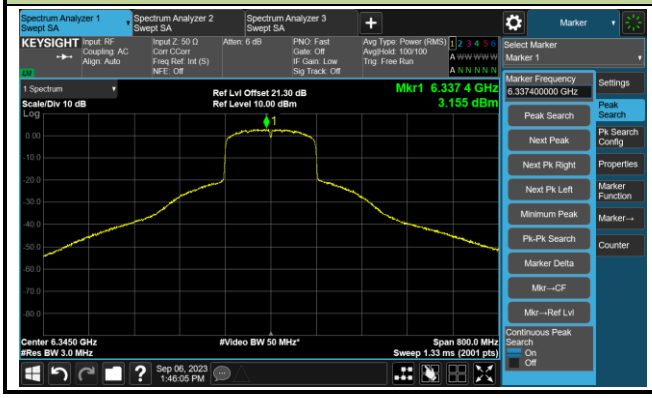	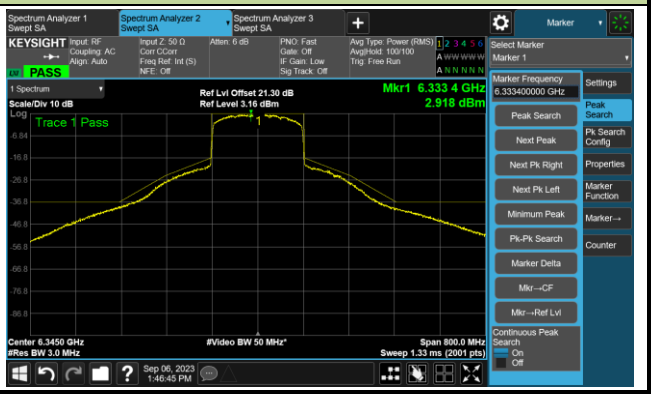

Note: The limit is based on 99% bandwidth, the limit is more stringent than the limit based on 26dB bandwidth.

802.11ax-HE160 - Ant 3	
Channel 143 (6665MHz)	
The Reference Level	The Mask Data
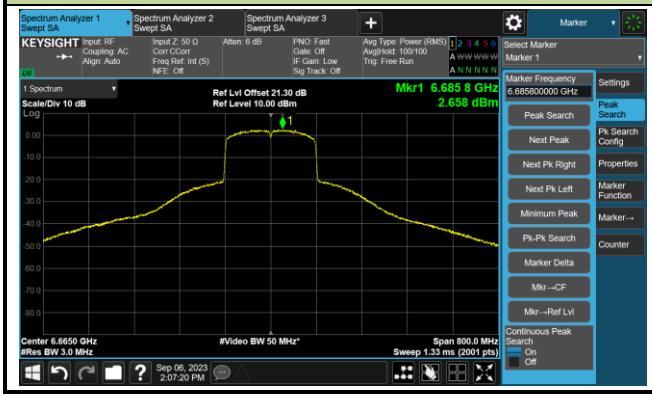	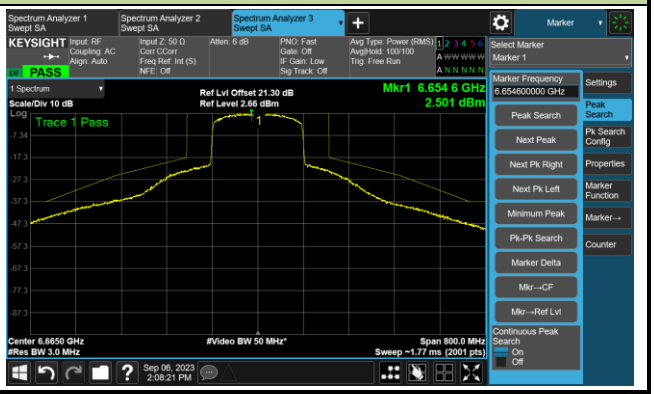

A.6 Frequency Stability Test Result

Test Site	WZ-TR3	Test Engineer	Amy Zhang
Test Date	2023-09-26		
Test Mode	5955MHz (Carrier Mode)		

Voltage (%)	Power (VAC)	Temp (°C)	Frequency Tolerance (ppm)			
			0 minutes	2 minutes	5 minutes	10 minutes
100	120	- 30	16.37	16.56	16.74	17.03
		- 20	14.78	14.76	14.78	15.02
		- 10	6.47	7.68	9.06	9.94
		0	3.48	3.89	4.91	5.08
		+ 10	-0.29	0.50	1.67	1.75
		+ 20	-4.70	-3.78	-3.15	-2.66
		+ 30	-5.35	-5.76	-5.79	-5.68
		+ 40	-4.68	-4.75	-4.82	-4.92
		+ 50	-3.87	-4.31	-4.48	-4.49
115	138	+ 20	-4.62	-3.78	-3.08	-2.63
85	102	+ 20	-4.56	-3.79	-3.02	-2.58

Note: Frequency Tolerance (ppm) = {[Measured Frequency (Hz) - Declared Frequency (Hz)] / Declared Frequency (Hz)} $*10^6$.

A.7 Radiated Spurious Emission Test Result

ANT-311:

Product	ACCESS POINT	Test Engineer	Bob Zhang
Test Site	WZ-AC2	Test Date	2023-08-31
Test Mode	802.11ax-HE20	Test Channel	1
Remark	1. Average measurement was not performed if peak level lower than average limit. 2. Other frequency was 20dB below limit line within 1-18GHz, there is not show in the report.		

Mark	Frequency (MHz)	Reading Level (dBμV)	Factor (dB/m)	Measure Level (dBμV/m)	Limit (dBμV/m)	Margin (dB)	Detector	Polarization
*	10214.000	28.0	14.2	42.2	88.2	-46.0	Peak	Horizontal
	11404.000	29.3	17.4	46.7	74.0	-27.3	Peak	Horizontal
	11897.000	28.0	17.3	45.3	74.0	-28.7	Peak	Horizontal
*	12951.000	29.3	17.3	46.6	88.2	-41.6	Peak	Horizontal
	11625.000	29.2	17.5	46.7	74.0	-27.3	Peak	Vertical
	11846.000	27.6	17.0	44.6	74.0	-29.4	Peak	Vertical
*	12951.000	26.9	17.3	44.2	88.2	-44.0	Peak	Vertical
*	13733.000	27.1	18.7	45.8	88.2	-42.4	Peak	Vertical

Note 1: “*” is not in restricted band.us emissions.

Note 2: Measure Level (dBμV/m) = Reading Level (dBμV) + Factor (dB/m)

Factor (dB/m) = Cable Loss (dB) + Antenna Factor (dB/m) - Pre_Amplifier Gain (dB)

Product	ACCESS POINT	Test Engineer	Bob Zhang
Test Site	WZ-AC2	Test Date	2023-08-31
Test Mode	802.11ax-HE20	Test Channel	49
Remark	1. Average measurement was not performed if peak level lower than average limit. 2. Other frequency was 20dB below limit line within 1-18GHz, there is not show in the report.		

Mark	Frequency (MHz)	Reading Level (dBμV)	Factor (dB/m)	Measure Level (dBμV/m)	Limit (dBμV/m)	Margin (dB)	Detector	Polarization
	11557.000	28.4	17.8	46.2	74.0	-27.8	Peak	Horizontal
	12211.500	29.6	17.4	47.0	74.0	-27.0	Peak	Horizontal
*	13231.500	28.8	18.0	46.8	88.2	-41.4	Peak	Horizontal
*	13852.000	27.3	18.7	46.0	88.2	-42.2	Peak	Horizontal
	11557.000	28.4	17.8	46.2	74.0	-27.8	Peak	Vertical
	12211.500	29.6	17.4	47.0	74.0	-27.0	Peak	Vertical
*	13231.500	28.8	18.0	46.8	88.2	-41.4	Peak	Vertical
*	13852.000	27.3	18.7	46.0	88.2	-42.2	Peak	Vertical

Note 1: “*” is not in restricted band.us emissions.

Note 2: Measure Level (dBμV/m) = Reading Level (dBμV) + Factor (dB/m)

Factor (dB/m) = Cable Loss (dB) + Antenna Factor (dB/m) - Pre_Amplifier Gain (dB)

Product	ACCESS POINT	Test Engineer	Bob Zhang
Test Site	WZ-AC2	Test Date	2023-08-31
Test Mode	802.11ax-HE20	Test Channel	93
Remark	1. Average measurement was not performed if peak level lower than average limit. 2. Other frequency was 20dB below limit line within 1-18GHz, there is not show in the report.		

Mark	Frequency (MHz)	Reading Level (dBμV)	Factor (dB/m)	Measure Level (dBμV/m)	Limit (dBμV/m)	Margin (dB)	Detector	Polarization
*	10078.000	29.8	13.6	43.4	88.2	-44.8	Peak	Horizontal
	11684.500	28.3	17.3	45.6	74.0	-28.4	Peak	Horizontal
	12279.500	28.8	17.5	46.3	74.0	-27.7	Peak	Horizontal
*	14039.000	27.4	19.2	46.6	88.2	-41.6	Peak	Horizontal
*	10171.500	29.5	14.0	43.5	88.2	-44.7	Peak	Vertical
	11582.500	28.1	17.5	45.6	74.0	-28.4	Peak	Vertical
	11786.500	28.5	17.5	46.0	74.0	-28.0	Peak	Vertical
*	14039.000	26.8	19.2	46.0	88.2	-42.2	Peak	Vertical

Note 1: “*” is not in restricted band.us emissions.

Note 2: Measure Level (dBμV/m) = Reading Level (dBμV) + Factor (dB/m)

Factor (dB/m) = Cable Loss (dB) + Antenna Factor (dB/m) - Pre_Amplifier Gain (dB)

Product	ACCESS POINT	Test Engineer	Bob Zhang
Test Site	WZ-AC2	Test Date	2023-08-31
Test Mode	802.11ax-HE20	Test Channel	117
Remark	1. Average measurement was not performed if peak level lower than average limit. 2. Other frequency was 20dB below limit line within 1-18GHz, there is not show in the report.		

Mark	Frequency (MHz)	Reading Level (dBμV)	Factor (dB/m)	Measure Level (dBμV/m)	Limit (dBμV/m)	Margin (dB)	Detector	Polarization
	11472.000	28.8	17.4	46.2	74.0	-27.8	Peak	Horizontal
	12194.500	29.6	17.7	47.3	74.0	-26.7	Peak	Horizontal
*	14175.000	29.1	19.1	48.2	88.2	-40.0	Peak	Horizontal
*	15025.000	29.8	19.7	49.5	88.2	-38.7	Peak	Horizontal
*	10265.000	29.6	14.4	44.0	88.2	-44.2	Peak	Vertical
	10996.000	32.0	16.3	48.3	74.0	-25.7	Peak	Vertical
	12058.500	27.3	16.8	44.1	74.0	-29.9	Peak	Vertical
*	13070.000	33.0	18.3	51.3	88.2	-36.9	Peak	Vertical

Note 1: “*” is not in restricted band.us emissions.

Note 2: Measure Level (dBμV/m) = Reading Level (dBμV) + Factor (dB/m)

Factor (dB/m) = Cable Loss (dB) + Antenna Factor (dB/m) - Pre_Amplifier Gain (dB)

Product	ACCESS POINT	Test Engineer	Bob Zhang
Test Site	WZ-AC2	Test Date	2023-08-31
Test Mode	802.11ax-HE20	Test Channel	149
Remark	1. Average measurement was not performed if peak level lower than average limit. 2. Other frequency was 20dB below limit line within 1-18GHz, there is not show in the report.		

Mark	Frequency (MHz)	Reading Level (dBμV)	Factor (dB/m)	Measure Level (dBμV/m)	Limit (dBμV/m)	Margin (dB)	Detector	Polarization
*	10052.500	31.8	13.7	45.5	88.2	-42.7	Peak	Horizontal
*	10350.000	29.1	15.0	44.1	88.2	-44.1	Peak	Horizontal
	10681.500	31.3	16.1	47.4	74.0	-26.6	Peak	Horizontal
	11361.500	29.7	17.1	46.8	74.0	-27.2	Peak	Horizontal
*	10078.000	30.8	13.6	44.4	88.2	-43.8	Peak	Vertical
	11123.500	28.4	16.3	44.7	74.0	-29.3	Peak	Vertical
	13384.500	31.4	18.6	50.0	74.0	-24.0	Peak	Vertical
*	14260.000	29.0	19.2	48.2	88.2	-40.0	Peak	Vertical

Note 1: “*” is not in restricted band.us emissions.

Note 2: Measure Level (dBμV/m) = Reading Level (dBμV) + Factor (dB/m)

Factor (dB/m) = Cable Loss (dB) + Antenna Factor (dB/m) - Pre_Amplifier Gain (dB)

Product	ACCESS POINT	Test Engineer	Bob Zhang
Test Site	WZ-AC2	Test Date	2023-08-31
Test Mode	802.11ax-HE20	Test Channel	181
Remark	1. Average measurement was not performed if peak level lower than average limit. 2. Other frequency was 20dB below limit line within 1-18GHz, there is not show in the report.		

Mark	Frequency (MHz)	Reading Level (dBμV)	Factor (dB/m)	Measure Level (dBμV/m)	Limit (dBμV/m)	Margin (dB)	Detector	Polarization
*	10120.500	30.3	14.0	44.3	88.2	-43.9	Peak	Horizontal
	11072.500	28.7	16.4	45.1	74.0	-28.9	Peak	Horizontal
	11667.500	30.1	17.5	47.6	74.0	-26.4	Peak	Horizontal
*	14251.500	28.4	19.2	47.6	88.2	-40.6	Peak	Horizontal
	11378.500	27.5	17.2	44.7	74.0	-29.3	Peak	Vertical
	11735.500	27.4	17.7	45.1	74.0	-28.9	Peak	Vertical
*	13248.500	26.9	18.0	44.9	88.2	-43.3	Peak	Vertical
*	13792.500	30.3	18.5	48.8	88.2	-39.4	Peak	Vertical

Note 1: “*” is not in restricted band.us emissions.

Note 2: Measure Level (dBμV/m) = Reading Level (dBμV) + Factor (dB/m)

Factor (dB/m) = Cable Loss (dB) + Antenna Factor (dB/m) - Pre_Amplifier Gain (dB)

Product	ACCESS POINT	Test Engineer	Bob Zhang
Test Site	WZ-AC2	Test Date	2023-08-31
Test Mode	802.11ax-HE40	Test Channel	3
Remark	1. Average measurement was not performed if peak level lower than average limit. 2. Other frequency was 20dB below limit line within 1-18GHz, there is not show in the report.		

Mark	Frequency (MHz)	Reading Level (dBμV)	Factor (dB/m)	Measure Level (dBμV/m)	Limit (dBμV/m)	Margin (dB)	Detector	Polarization
*	10401.000	29.1	14.9	44.0	88.2	-44.2	Peak	Horizontal
	11395.500	28.1	17.4	45.5	74.0	-28.5	Peak	Horizontal
	12220.000	27.6	17.4	45.0	74.0	-29.0	Peak	Horizontal
*	13792.500	26.8	18.5	45.3	88.2	-42.9	Peak	Horizontal
*	10214.000	30.2	14.2	44.4	88.2	-43.8	Peak	Vertical
	11633.500	29.7	17.7	47.4	74.0	-26.6	Peak	Vertical
	12296.500	28.6	17.6	46.2	74.0	-27.8	Peak	Vertical
*	13665.000	26.4	18.4	44.8	88.2	-43.4	Peak	Vertical

Note 1: “*” is not in restricted band.us emissions.

Note 2: Measure Level (dBμV/m) = Reading Level (dBμV) + Factor (dB/m)

Factor (dB/m) = Cable Loss (dB) + Antenna Factor (dB/m) - Pre_Amplifier Gain (dB)

Product	ACCESS POINT	Test Engineer	Bob Zhang
Test Site	WZ-AC2	Test Date	2023-08-31
Test Mode	802.11ax-HE40	Test Channel	51
Remark	1. Average measurement was not performed if peak level lower than average limit. 2. Other frequency was 20dB below limit line within 1-18GHz, there is not show in the report.		

Mark	Frequency (MHz)	Reading Level (dBμV)	Factor (dB/m)	Measure Level (dBμV/m)	Limit (dBμV/m)	Margin (dB)	Detector	Polarization
*	9814.500	31.6	13.6	45.2	88.2	-43.0	Peak	Horizontal
	11242.500	31.0	17.0	48.0	74.0	-26.0	Peak	Horizontal
	11650.500	29.4	17.8	47.2	74.0	-26.8	Peak	Horizontal
*	13605.500	26.6	18.6	45.2	88.2	-43.0	Peak	Horizontal
	11582.500	27.5	17.5	45.0	74.0	-29.0	Peak	Vertical
	12500.500	28.7	16.4	45.1	74.0	-28.9	Peak	Vertical
*	14039.000	27.4	19.2	46.6	88.2	-41.6	Peak	Vertical
*	14940.000	30.2	20.3	50.5	88.2	-37.7	Peak	Vertical

Note 1: “*” is not in restricted band.us emissions.

Note 2: Measure Level (dBμV/m) = Reading Level (dBμV) + Factor (dB/m)

Factor (dB/m) = Cable Loss (dB) + Antenna Factor (dB/m) - Pre_Amplifier Gain (dB)

Product	ACCESS POINT	Test Engineer	Bob Zhang
Test Site	WZ-AC2	Test Date	2023-08-31
Test Mode	802.11ax-HE40	Test Channel	91
Remark	1. Average measurement was not performed if peak level lower than average limit. 2. Other frequency was 20dB below limit line within 1-18GHz, there is not show in the report.		

Mark	Frequency (MHz)	Reading Level (dBμV)	Factor (dB/m)	Measure Level (dBμV/m)	Limit (dBμV/m)	Margin (dB)	Detector	Polarization
*	10214.000	30.0	14.2	44.2	88.2	-44.0	Peak	Horizontal
	11387.000	27.6	17.3	44.9	74.0	-29.1	Peak	Horizontal
	11735.500	26.8	17.7	44.5	74.0	-29.5	Peak	Horizontal
*	13792.500	27.1	18.5	45.6	88.2	-42.6	Peak	Horizontal
*	10078.000	29.5	13.6	43.1	88.2	-45.1	Peak	Vertical
	10996.000	32.5	16.3	48.8	74.0	-25.2	Peak	Vertical
	11650.500	28.9	17.8	46.7	74.0	-27.3	Peak	Vertical
*	13665.000	27.6	18.4	46.0	88.2	-42.2	Peak	Vertical

Note 1: “*” is not in restricted band.us emissions.

Note 2: Measure Level (dBμV/m) = Reading Level (dBμV) + Factor (dB/m)

Factor (dB/m) = Cable Loss (dB) + Antenna Factor (dB/m) - Pre_Amplifier Gain (dB)

Product	ACCESS POINT	Test Engineer	Bob Zhang
Test Site	WZ-AC2	Test Date	2023-08-31
Test Mode	802.11ax-HE40	Test Channel	123
Remark	1. Average measurement was not performed if peak level lower than average limit. 2. Other frequency was 20dB below limit line within 1-18GHz, there is not show in the report.		

Mark	Frequency (MHz)	Reading Level (dBμV)	Factor (dB/m)	Measure Level (dBμV/m)	Limit (dBμV/m)	Margin (dB)	Detector	Polarization
*	9772.000	30.6	13.4	44.0	88.2	-44.2	Peak	Horizontal
*	10256.500	31.2	14.4	45.6	88.2	-42.6	Peak	Horizontal
	10673.000	31.3	16.1	47.4	74.0	-26.6	Peak	Horizontal
	11225.500	29.0	16.8	45.8	74.0	-28.2	Peak	Horizontal
*	9814.500	30.9	13.6	44.5	88.2	-43.7	Peak	Vertical
*	10307.500	29.5	14.7	44.2	88.2	-44.0	Peak	Vertical
	10996.000	32.6	16.3	48.9	74.0	-25.1	Peak	Vertical
	11684.500	28.5	17.3	45.8	74.0	-28.2	Peak	Vertical

Note 1: “*” is not in restricted band.us emissions.

Note 2: Measure Level (dBμV/m) = Reading Level (dBμV) + Factor (dB/m)

Factor (dB/m) = Cable Loss (dB) + Antenna Factor (dB/m) - Pre_Amplifier Gain (dB)

Product	ACCESS POINT	Test Engineer	Bob Zhang
Test Site	WZ-AC2	Test Date	2023-08-31
Test Mode	802.11ax-HE40	Test Channel	147
Remark	1. Average measurement was not performed if peak level lower than average limit. 2. Other frequency was 20dB below limit line within 1-18GHz, there is not show in the report.		

Mark	Frequency (MHz)	Reading Level (dBμV)	Factor (dB/m)	Measure Level (dBμV/m)	Limit (dBμV/m)	Margin (dB)	Detector	Polarization
*	9899.500	30.6	13.5	44.1	88.2	-44.1	Peak	Horizontal
*	10265.000	30.5	14.4	44.9	88.2	-43.3	Peak	Horizontal
	11072.500	30.2	16.4	46.6	74.0	-27.4	Peak	Horizontal
	12118.000	30.4	17.0	47.4	74.0	-26.6	Peak	Horizontal
	10996.000	31.8	16.3	48.1	74.0	-25.9	Peak	Vertical
	12381.500	28.1	16.9	45.0	74.0	-29.0	Peak	Vertical
*	13129.500	31.3	17.9	49.2	88.2	-39.0	Peak	Vertical
*	13860.500	30.7	18.6	49.3	88.2	-38.9	Peak	Vertical

Note 1: “*” is not in restricted band.us emissions.

Note 2: Measure Level (dBμV/m) = Reading Level (dBμV) + Factor (dB/m)

Factor (dB/m) = Cable Loss (dB) + Antenna Factor (dB/m) - Pre_Amplifier Gain (dB)

Product	ACCESS POINT	Test Engineer	Bob Zhang
Test Site	WZ-AC2	Test Date	2023-08-31
Test Mode	802.11ax-HE40	Test Channel	179
Remark	1. Average measurement was not performed if peak level lower than average limit. 2. Other frequency was 20dB below limit line within 1-18GHz, there is not show in the report.		

Mark	Frequency (MHz)	Reading Level (dBμV)	Factor (dB/m)	Measure Level (dBμV/m)	Limit (dBμV/m)	Margin (dB)	Detector	Polarization
*	10035.500	30.7	13.8	44.5	88.2	-43.7	Peak	Horizontal
*	10350.000	30.6	15.0	45.6	88.2	-42.6	Peak	Horizontal
	11514.500	30.7	17.2	47.9	74.0	-26.1	Peak	Horizontal
	11846.000	28.3	17.0	45.3	74.0	-28.7	Peak	Horizontal
*	10035.500	31.0	13.8	44.8	88.2	-43.4	Peak	Vertical
*	10494.500	29.3	15.3	44.6	88.2	-43.6	Peak	Vertical
	10996.000	31.5	16.3	47.8	74.0	-26.2	Peak	Vertical
	11429.500	28.3	17.2	45.5	74.0	-28.5	Peak	Vertical

Note 1: “*” is not in restricted band.us emissions.

Note 2: Measure Level (dBμV/m) = Reading Level (dBμV) + Factor (dB/m)

Factor (dB/m) = Cable Loss (dB) + Antenna Factor (dB/m) - Pre_Amplifier Gain (dB)

Product	ACCESS POINT	Test Engineer	Bob Zhang
Test Site	WZ-AC2	Test Date	2023-08-31
Test Mode	802.11ax-HE80	Test Channel	7
Remark	1. Average measurement was not performed if peak level lower than average limit. 2. Other frequency was 20dB below limit line within 1-18GHz, there is not show in the report.		

Mark	Frequency (MHz)	Reading Level (dBμV)	Factor (dB/m)	Measure Level (dBμV/m)	Limit (dBμV/m)	Margin (dB)	Detector	Polarization
*	9857.000	31.5	13.4	44.9	88.2	-43.3	Peak	Horizontal
*	10214.000	30.0	14.2	44.2	88.2	-44.0	Peak	Horizontal
	11344.500	29.7	17.2	46.9	74.0	-27.1	Peak	Horizontal
	11718.500	29.2	17.8	47.0	74.0	-27.0	Peak	Horizontal
*	10120.500	29.4	14.0	43.4	88.2	-44.8	Peak	Vertical
*	10443.500	28.7	15.3	44.0	88.2	-44.2	Peak	Vertical
	10996.000	31.5	16.3	47.8	74.0	-26.2	Peak	Vertical
	12271.000	28.8	17.3	46.1	74.0	-27.9	Peak	Vertical

Note 1: “*” is not in restricted band.us emissions.

Note 2: Measure Level (dBμV/m) = Reading Level (dBμV) + Factor (dB/m)

Factor (dB/m) = Cable Loss (dB) + Antenna Factor (dB/m) - Pre_Amplifier Gain (dB)

Product	ACCESS POINT	Test Engineer	Bob Zhang
Test Site	WZ-AC2	Test Date	2023-08-31
Test Mode	802.11ax-HE80	Test Channel	55
Remark	1. Average measurement was not performed if peak level lower than average limit. 2. Other frequency was 20dB below limit line within 1-18GHz, there is not show in the report.		

Mark	Frequency (MHz)	Reading Level (dBμV)	Factor (dB/m)	Measure Level (dBμV/m)	Limit (dBμV/m)	Margin (dB)	Detector	Polarization
*	9899.500	30.9	13.5	44.4	88.2	-43.8	Peak	Horizontal
*	10214.000	28.3	14.2	42.5	88.2	-45.7	Peak	Horizontal
	10945.000	29.2	16.2	45.4	74.0	-28.6	Peak	Horizontal
	11506.000	29.7	17.4	47.1	74.0	-26.9	Peak	Horizontal
*	10350.000	30.1	15.0	45.1	88.2	-43.1	Peak	Vertical
	10996.000	31.7	16.3	48.0	74.0	-26.0	Peak	Vertical
	11557.000	30.3	17.8	48.1	74.0	-25.9	Peak	Vertical
*	14226.000	29.1	19.3	48.4	88.2	-39.8	Peak	Vertical

Note 1: “*” is not in restricted band.us emissions.

Note 2: Measure Level (dBμV/m) = Reading Level (dBμV) + Factor (dB/m)

Factor (dB/m) = Cable Loss (dB) + Antenna Factor (dB/m) - Pre_Amplifier Gain (dB)

Product	ACCESS POINT	Test Engineer	Bob Zhang
Test Site	WZ-AC2	Test Date	2023-08-31
Test Mode	802.11ax-HE80	Test Channel	87
Remark	1. Average measurement was not performed if peak level lower than average limit. 2. Other frequency was 20dB below limit line within 1-18GHz, there is not show in the report.		

Mark	Frequency (MHz)	Reading Level (dBμV)	Factor (dB/m)	Measure Level (dBμV/m)	Limit (dBμV/m)	Margin (dB)	Detector	Polarization
	11438.000	29.9	17.1	47.0	74.0	-27.0	Peak	Horizontal
	12220.000	28.0	17.4	45.4	74.0	-28.6	Peak	Horizontal
*	13733.000	26.9	18.7	45.6	88.2	-42.6	Peak	Horizontal
*	14923.000	30.0	20.2	50.2	88.2	-38.0	Peak	Horizontal
*	10078.000	29.9	13.6	43.5	88.2	-44.7	Peak	Vertical
	11489.000	29.5	17.7	47.2	74.0	-26.8	Peak	Vertical
	12058.500	27.8	16.8	44.6	74.0	-29.4	Peak	Vertical
*	13733.000	26.8	18.7	45.5	88.2	-42.7	Peak	Vertical

Note 1: “*” is not in restricted band.us emissions.

Note 2: Measure Level (dBμV/m) = Reading Level (dBμV) + Factor (dB/m)

Factor (dB/m) = Cable Loss (dB) + Antenna Factor (dB/m) - Pre_Amplifier Gain (dB)

Product	ACCESS POINT	Test Engineer	Bob Zhang
Test Site	WZ-AC2	Test Date	2023-08-31
Test Mode	802.11ax-HE80	Test Channel	135
Remark	1. Average measurement was not performed if peak level lower than average limit. 2. Other frequency was 20dB below limit line within 1-18GHz, there is not show in the report.		

Mark	Frequency (MHz)	Reading Level (dBμV)	Factor (dB/m)	Measure Level (dBμV/m)	Limit (dBμV/m)	Margin (dB)	Detector	Polarization
*	9891.000	32.8	13.6	46.4	88.2	-41.8	Peak	Horizontal
	11480.500	27.5	17.5	45.0	74.0	-29.0	Peak	Horizontal
	11965.000	30.3	17.1	47.4	74.0	-26.6	Peak	Horizontal
*	13665.000	28.1	18.4	46.5	88.2	-41.7	Peak	Horizontal
*	10248.000	31.8	14.2	46.0	88.2	-42.2	Peak	Vertical
	10996.000	31.3	16.3	47.6	74.0	-26.4	Peak	Vertical
	13316.500	29.6	18.5	48.1	74.0	-25.9	Peak	Vertical
*	14064.500	29.3	19.1	48.4	88.2	-39.8	Peak	Vertical

Note 1: “*” is not in restricted band.us emissions.

Note 2: Measure Level (dBμV/m) = Reading Level (dBμV) + Factor (dB/m)

Factor (dB/m) = Cable Loss (dB) + Antenna Factor (dB/m) - Pre_Amplifier Gain (dB)

Product	ACCESS POINT	Test Engineer	Bob Zhang
Test Site	WZ-AC2	Test Date	2023-08-31
Test Mode	802.11ax-HE80	Test Channel	151
Remark	1. Average measurement was not performed if peak level lower than average limit. 2. Other frequency was 20dB below limit line within 1-18GHz, there is not show in the report.		

Mark	Frequency (MHz)	Reading Level (dBμV)	Factor (dB/m)	Measure Level (dBμV/m)	Limit (dBμV/m)	Margin (dB)	Detector	Polarization
*	9865.500	32.6	13.5	46.1	88.2	-42.1	Peak	Horizontal
*	10401.000	29.0	14.9	43.9	88.2	-44.3	Peak	Horizontal
	11514.500	30.2	17.2	47.4	74.0	-26.6	Peak	Horizontal
	12058.500	27.8	16.8	44.6	74.0	-29.4	Peak	Horizontal
*	9772.000	30.4	13.4	43.8	88.2	-44.4	Peak	Vertical
*	10214.000	28.8	14.2	43.0	88.2	-45.2	Peak	Vertical
	11642.000	29.3	17.9	47.2	74.0	-26.8	Peak	Vertical
	12007.500	27.8	16.8	44.6	74.0	-29.4	Peak	Vertical

Note 1: “*” is not in restricted band.us emissions.

Note 2: Measure Level (dBμV/m) = Reading Level (dBμV) + Factor (dB/m)

Factor (dB/m) = Cable Loss (dB) + Antenna Factor (dB/m) - Pre_Amplifier Gain (dB)

Product	ACCESS POINT	Test Engineer	Bob Zhang
Test Site	WZ-AC2	Test Date	2023-08-31
Test Mode	802.11ax-HE80	Test Channel	167
Remark	1. Average measurement was not performed if peak level lower than average limit. 2. Other frequency was 20dB below limit line within 1-18GHz, there is not show in the report.		

Mark	Frequency (MHz)	Reading Level (dBμV)	Factor (dB/m)	Measure Level (dBμV/m)	Limit (dBμV/m)	Margin (dB)	Detector	Polarization
*	9942.000	30.4	13.7	44.1	88.2	-44.1	Peak	Horizontal
*	10307.500	29.1	14.7	43.8	88.2	-44.4	Peak	Horizontal
	10996.000	31.2	16.3	47.5	74.0	-26.5	Peak	Horizontal
	11582.500	29.9	17.5	47.4	74.0	-26.6	Peak	Horizontal
*	10341.500	31.3	15.0	46.3	88.2	-41.9	Peak	Vertical
*	10520.000	31.1	15.2	46.3	88.2	-41.9	Peak	Vertical
	10996.000	31.1	16.3	47.4	74.0	-26.6	Peak	Vertical
	11446.500	30.2	17.2	47.4	74.0	-26.6	Peak	Vertical

Note 1: “*” is not in restricted band.us emissions.

Note 2: Measure Level (dBμV/m) = Reading Level (dBμV) + Factor (dB/m)

Factor (dB/m) = Cable Loss (dB) + Antenna Factor (dB/m) - Pre_Amplifier Gain (dB)

Product	ACCESS POINT	Test Engineer	Bob Zhang
Test Site	WZ-AC2	Test Date	2023-08-31
Test Mode	802.11ax-HE160	Test Channel	15
Remark	1. Average measurement was not performed if peak level lower than average limit. 2. Other frequency was 20dB below limit line within 1-18GHz, there is not show in the report.		

Mark	Frequency (MHz)	Reading Level (dBμV)	Factor (dB/m)	Measure Level (dBμV/m)	Limit (dBμV/m)	Margin (dB)	Detector	Polarization
*	9899.500	31.0	13.5	44.5	88.2	-43.7	Peak	Horizontal
*	10171.500	30.0	14.0	44.0	88.2	-44.2	Peak	Horizontal
	11174.500	29.8	16.9	46.7	74.0	-27.3	Peak	Horizontal
	11625.000	29.7	17.5	47.2	74.0	-26.8	Peak	Horizontal
*	9908.000	31.8	13.5	45.3	88.2	-42.9	Peak	Vertical
*	10443.500	30.2	15.3	45.5	88.2	-42.7	Peak	Vertical
	10996.000	30.3	16.3	46.6	74.0	-27.4	Peak	Vertical
	11616.500	29.4	17.3	46.7	74.0	-27.3	Peak	Vertical

Note 1: “*” is not in restricted band.us emissions.

Note 2: Measure Level (dBμV/m) = Reading Level (dBμV) + Factor (dB/m)

Factor (dB/m) = Cable Loss (dB) + Antenna Factor (dB/m) - Pre_Amplifier Gain (dB)

Product	ACCESS POINT	Test Engineer	Bob Zhang
Test Site	WZ-AC2	Test Date	2023-08-31
Test Mode	802.11ax-HE160	Test Channel	47
Remark	1. Average measurement was not performed if peak level lower than average limit. 2. Other frequency was 20dB below limit line within 1-18GHz, there is not show in the report.		

Mark	Frequency (MHz)	Reading Level (dBμV)	Factor (dB/m)	Measure Level (dBμV/m)	Limit (dBμV/m)	Margin (dB)	Detector	Polarization
*	9993.000	32.2	13.6	45.8	88.2	-42.4	Peak	Horizontal
*	10120.500	31.5	14.0	45.5	88.2	-42.7	Peak	Horizontal
	11472.000	29.9	17.4	47.3	74.0	-26.7	Peak	Horizontal
	12075.500	30.0	16.8	46.8	74.0	-27.2	Peak	Horizontal
*	9899.500	30.7	13.5	44.2	88.2	-44.0	Peak	Vertical
*	10443.500	28.8	15.3	44.1	88.2	-44.1	Peak	Vertical
	11276.500	27.6	16.9	44.5	74.0	-29.5	Peak	Vertical
	12067.000	29.3	16.8	46.1	74.0	-27.9	Peak	Vertical

Note 1: “*” is not in restricted band.us emissions.

Note 2: Measure Level (dBμV/m) = Reading Level (dBμV) + Factor (dB/m)

Factor (dB/m) = Cable Loss (dB) + Antenna Factor (dB/m) - Pre_Amplifier Gain (dB)

Product	ACCESS POINT	Test Engineer	Bob Zhang
Test Site	WZ-AC2	Test Date	2023-08-31
Test Mode	802.11ax-HE160	Test Channel	79
Remark	1. Average measurement was not performed if peak level lower than average limit. 2. Other frequency was 20dB below limit line within 1-18GHz, there is not show in the report.		

Mark	Frequency (MHz)	Reading Level (dBμV)	Factor (dB/m)	Measure Level (dBμV/m)	Limit (dBμV/m)	Margin (dB)	Detector	Polarization
*	9993.000	32.4	13.6	46.0	88.2	-42.2	Peak	Horizontal
*	10401.000	28.8	14.9	43.7	88.2	-44.5	Peak	Horizontal
	10996.000	31.3	16.3	47.6	74.0	-26.4	Peak	Horizontal
	11659.000	30.0	17.7	47.7	74.0	-26.3	Peak	Horizontal
*	10078.000	29.4	13.6	43.0	88.2	-45.2	Peak	Vertical
*	10494.500	29.5	15.3	44.8	88.2	-43.4	Peak	Vertical
	10996.000	31.0	16.3	47.3	74.0	-26.7	Peak	Vertical
	11429.500	29.3	17.2	46.5	74.0	-27.5	Peak	Vertical

Note 1: “*” is not in restricted band.us emissions.

Note 2: Measure Level (dBμV/m) = Reading Level (dBμV) + Factor (dB/m)

Factor (dB/m) = Cable Loss (dB) + Antenna Factor (dB/m) - Pre_Amplifier Gain (dB)

Product	ACCESS POINT	Test Engineer	Bob Zhang
Test Site	WZ-AC2	Test Date	2023-08-31
Test Mode	802.11ax-HE160	Test Channel	143
Remark	1. Average measurement was not performed if peak level lower than average limit. 2. Other frequency was 20dB below limit line within 1-18GHz, there is not show in the report.		

Mark	Frequency (MHz)	Reading Level (dBμV)	Factor (dB/m)	Measure Level (dBμV/m)	Limit (dBμV/m)	Margin (dB)	Detector	Polarization
*	10307.500	28.5	14.7	43.2	88.2	-45.0	Peak	Horizontal
	11106.500	31.0	16.6	47.6	74.0	-26.4	Peak	Horizontal
	12135.000	29.5	17.2	46.7	74.0	-27.3	Peak	Horizontal
*	13605.500	25.6	18.6	44.2	88.2	-44.0	Peak	Horizontal
*	10307.500	29.9	14.7	44.6	88.2	-43.6	Peak	Vertical
	11004.500	31.0	16.4	47.4	74.0	-26.6	Peak	Vertical
	11514.500	29.5	17.2	46.7	74.0	-27.3	Peak	Vertical
*	13792.500	27.5	18.5	46.0	88.2	-42.2	Peak	Vertical

Note 1: “*” is not in restricted band.us emissions.

Note 2: Measure Level (dBμV/m) = Reading Level (dBμV) + Factor (dB/m)

Factor (dB/m) = Cable Loss (dB) + Antenna Factor (dB/m) - Pre_Amplifier Gain (dB)

ANT-312:

Product	ACCESS POINT	Test Engineer	Bob Zhang
Test Site	WZ-AC2	Test Date	2023-09-17
Test Mode	802.11ax-HE20	Test Channel	1
Remark	1. Average measurement was not performed if peak level lower than average limit. 2. Other frequency was 20dB below limit line within 1-18GHz, there is not show in the report.		

Mark	Frequency (MHz)	Reading Level (dBμV)	Factor (dB/m)	Measure Level (dBμV/m)	Limit (dBμV/m)	Margin (dB)	Detector	Polarization
*	9840.000	32.7	13.4	46.1	88.2	-42.1	Peak	Horizontal
*	10358.500	36.7	14.9	51.6	88.2	-36.6	Peak	Horizontal
	11548.500	31.1	17.7	48.8	74.0	-25.2	Peak	Horizontal
	12203.000	29.7	17.6	47.3	74.0	-26.7	Peak	Horizontal
*	9806.000	32.2	13.7	45.9	88.2	-42.3	Peak	Vertical
*	10358.500	37.4	14.9	52.3	88.2	-35.9	Peak	Vertical
	11098.000	30.7	16.7	47.4	74.0	-26.6	Peak	Vertical
	11897.000	31.7	17.3	49.0	74.0	-25.0	Peak	Vertical

Note 1: “*” is not in restricted band.us emissions.

Note 2: Measure Level (dBμV/m) = Reading Level (dBμV) + Factor (dB/m)

Factor (dB/m) = Cable Loss (dB) + Antenna Factor (dB/m) - Pre_Amplifier Gain (dB)

Product	ACCESS POINT	Test Engineer	Bob Zhang
Test Site	WZ-AC2	Test Date	2023-09-17
Test Mode	802.11ax-HE20	Test Channel	49
Remark	1. Average measurement was not performed if peak level lower than average limit. 2. Other frequency was 20dB below limit line within 1-18GHz, there is not show in the report.		

Mark	Frequency (MHz)	Reading Level (dBμV)	Factor (dB/m)	Measure Level (dBμV/m)	Limit (dBμV/m)	Margin (dB)	Detector	Polarization
*	9585.000	32.3	13.2	45.5	88.2	-42.7	Peak	Horizontal
*	10358.500	35.6	14.9	50.5	88.2	-37.7	Peak	Horizontal
	11089.500	31.7	16.7	48.4	74.0	-25.6	Peak	Horizontal
	11905.500	30.3	17.3	47.6	74.0	-26.4	Peak	Horizontal
*	9653.000	31.5	13.4	44.9	88.2	-43.3	Peak	Vertical
*	10358.500	37.2	14.9	52.1	88.2	-36.1	Peak	Vertical
	11506.000	30.8	17.4	48.2	74.0	-25.8	Peak	Vertical
	12135.000	30.5	17.2	47.7	74.0	-26.3	Peak	Vertical

Note 1: “*” is not in restricted band.us emissions.

Note 2: Measure Level (dBμV/m) = Reading Level (dBμV) + Factor (dB/m)

Factor (dB/m) = Cable Loss (dB) + Antenna Factor (dB/m) - Pre_Amplifier Gain (dB)

Product	ACCESS POINT	Test Engineer	Bob Zhang
Test Site	WZ-AC2	Test Date	2023-09-17
Test Mode	802.11ax-HE20	Test Channel	93
Remark	1. Average measurement was not performed if peak level lower than average limit. 2. Other frequency was 20dB below limit line within 1-18GHz, there is not show in the report.		

Mark	Frequency (MHz)	Reading Level (dBμV)	Factor (dB/m)	Measure Level (dBμV/m)	Limit (dBμV/m)	Margin (dB)	Detector	Polarization
*	9627.500	33.0	13.2	46.2	88.2	-42.0	Peak	Horizontal
*	10358.500	35.5	14.9	50.4	88.2	-37.8	Peak	Horizontal
	11072.500	31.0	16.4	47.4	74.0	-26.6	Peak	Horizontal
	12228.500	29.2	17.5	46.7	74.0	-27.3	Peak	Horizontal
*	9789.000	32.3	13.5	45.8	88.2	-42.4	Peak	Vertical
*	10358.500	37.1	14.9	52.0	88.2	-36.2	Peak	Vertical
	11642.000	30.1	17.9	48.0	74.0	-26.0	Peak	Vertical
	12203.000	30.6	17.6	48.2	74.0	-25.8	Peak	Vertical

Note 1: “*” is not in restricted band.us emissions.

Note 2: Measure Level (dBμV/m) = Reading Level (dBμV) + Factor (dB/m)

Factor (dB/m) = Cable Loss (dB) + Antenna Factor (dB/m) - Pre_Amplifier Gain (dB)

Product	ACCESS POINT	Test Engineer	Bob Zhang
Test Site	WZ-AC2	Test Date	2023-09-17
Test Mode	802.11ax-HE20	Test Channel	117
Remark	1. Average measurement was not performed if peak level lower than average limit. 2. Other frequency was 20dB below limit line within 1-18GHz, there is not show in the report.		

Mark	Frequency (MHz)	Reading Level (dBμV)	Factor (dB/m)	Measure Level (dBμV/m)	Limit (dBμV/m)	Margin (dB)	Detector	Polarization
*	9933.500	31.9	13.7	45.6	88.2	-42.6	Peak	Horizontal
*	10358.500	36.4	14.9	51.3	88.2	-36.9	Peak	Horizontal
	10911.000	31.1	16.4	47.5	74.0	-26.5	Peak	Horizontal
	11837.500	30.4	17.2	47.6	74.0	-26.4	Peak	Horizontal
*	9891.000	32.5	13.6	46.1	88.2	-42.1	Peak	Vertical
*	10358.500	37.8	14.9	52.7	88.2	-35.5	Peak	Vertical
	11480.500	30.4	17.5	47.9	74.0	-26.1	Peak	Vertical
	12237.000	29.1	17.5	46.6	74.0	-27.4	Peak	Vertical

Note 1: “*” is not in restricted band.us emissions.

Note 2: Measure Level (dBμV/m) = Reading Level (dBμV) + Factor (dB/m)

Factor (dB/m) = Cable Loss (dB) + Antenna Factor (dB/m) - Pre_Amplifier Gain (dB)

Product	ACCESS POINT	Test Engineer	Bob Zhang
Test Site	WZ-AC2	Test Date	2023-09-17
Test Mode	802.11ax-HE20	Test Channel	149
Remark	1. Average measurement was not performed if peak level lower than average limit. 2. Other frequency was 20dB below limit line within 1-18GHz, there is not show in the report.		

Mark	Frequency (MHz)	Reading Level (dBμV)	Factor (dB/m)	Measure Level (dBμV/m)	Limit (dBμV/m)	Margin (dB)	Detector	Polarization
*	9653.000	31.5	13.4	44.9	88.2	-43.3	Peak	Horizontal
*	10358.500	35.5	14.9	50.4	88.2	-37.8	Peak	Horizontal
	11038.500	31.4	16.1	47.5	74.0	-26.5	Peak	Horizontal
	12177.500	30.1	17.6	47.7	74.0	-26.3	Peak	Horizontal
*	9797.500	31.8	13.7	45.5	88.2	-42.7	Peak	Vertical
*	10358.500	38.0	14.9	52.9	88.2	-35.3	Peak	Vertical
	10851.500	30.7	16.3	47.0	74.0	-27.0	Peak	Vertical
	11633.500	30.4	17.7	48.1	74.0	-25.9	Peak	Vertical

Note 1: “*” is not in restricted band.us emissions.

Note 2: Measure Level (dBμV/m) = Reading Level (dBμV) + Factor (dB/m)

Factor (dB/m) = Cable Loss (dB) + Antenna Factor (dB/m) - Pre_Amplifier Gain (dB)

Product	ACCESS POINT	Test Engineer	Bob Zhang
Test Site	WZ-AC2	Test Date	2023-09-17
Test Mode	802.11ax-HE20	Test Channel	181
Remark	1. Average measurement was not performed if peak level lower than average limit. 2. Other frequency was 20dB below limit line within 1-18GHz, there is not show in the report.		

Mark	Frequency (MHz)	Reading Level (dBμV)	Factor (dB/m)	Measure Level (dBμV/m)	Limit (dBμV/m)	Margin (dB)	Detector	Polarization
*	9729.500	33.3	13.4	46.7	88.2	-41.5	Peak	Horizontal
*	10358.500	35.4	14.9	50.3	88.2	-37.9	Peak	Horizontal
	11548.500	31.1	17.7	48.8	74.0	-25.2	Peak	Horizontal
	12237.000	30.6	17.5	48.1	74.0	-25.9	Peak	Horizontal
	9372.500	32.2	13.6	45.8	74.0	-28.2	Peak	Vertical
*	9908.000	32.0	13.5	45.5	88.2	-42.7	Peak	Vertical
*	10358.500	38.2	14.9	53.1	88.2	-35.1	Peak	Vertical
	11455.000	30.1	17.3	47.4	74.0	-26.6	Peak	Vertical

Note 1: “*” is not in restricted band.us emissions.

Note 2: Measure Level (dBμV/m) = Reading Level (dBμV) + Factor (dB/m)

Factor (dB/m) = Cable Loss (dB) + Antenna Factor (dB/m) - Pre_Amplifier Gain (dB)

Product	ACCESS POINT	Test Engineer	Bob Zhang
Test Site	WZ-AC2	Test Date	2023-09-17
Test Mode	802.11ax-HE40	Test Channel	3
Remark	1. Average measurement was not performed if peak level lower than average limit. 2. Other frequency was 20dB below limit line within 1-18GHz, there is not show in the report.		

Mark	Frequency (MHz)	Reading Level (dBμV)	Factor (dB/m)	Measure Level (dBμV/m)	Limit (dBμV/m)	Margin (dB)	Detector	Polarization
*	9712.500	32.1	13.4	45.5	88.2	-42.7	Peak	Horizontal
*	10358.500	35.1	14.9	50.0	88.2	-38.2	Peak	Horizontal
	11548.500	29.9	17.7	47.6	74.0	-26.4	Peak	Horizontal
	12194.500	29.9	17.7	47.6	74.0	-26.4	Peak	Horizontal
*	9891.000	32.2	13.6	45.8	88.2	-42.4	Peak	Vertical
*	10358.500	36.9	14.9	51.8	88.2	-36.4	Peak	Vertical
	11659.000	30.4	17.7	48.1	74.0	-25.9	Peak	Vertical
	12364.500	30.0	16.9	46.9	74.0	-27.1	Peak	Vertical

Note 1: “*” is not in restricted band.us emissions.

Note 2: Measure Level (dBμV/m) = Reading Level (dBμV) + Factor (dB/m)

Factor (dB/m) = Cable Loss (dB) + Antenna Factor (dB/m) - Pre_Amplifier Gain (dB)

Product	ACCESS POINT	Test Engineer	Bob Zhang
Test Site	WZ-AC2	Test Date	2023-09-17
Test Mode	802.11ax-HE40	Test Channel	51
Remark	1. Average measurement was not performed if peak level lower than average limit. 2. Other frequency was 20dB below limit line within 1-18GHz, there is not show in the report.		

Mark	Frequency (MHz)	Reading Level (dBμV)	Factor (dB/m)	Measure Level (dBμV/m)	Limit (dBμV/m)	Margin (dB)	Detector	Polarization
*	9908.000	33.5	13.5	47.0	88.2	-41.2	Peak	Horizontal
*	10358.500	35.4	14.9	50.3	88.2	-37.9	Peak	Horizontal
	10928.000	32.2	16.5	48.7	74.0	-25.3	Peak	Horizontal
	11659.000	31.9	17.7	49.6	74.0	-24.4	Peak	Horizontal
*	9806.000	32.8	13.7	46.5	88.2	-41.7	Peak	Vertical
*	10358.500	38.2	14.9	53.1	88.2	-35.1	Peak	Vertical
	11557.000	31.0	17.8	48.8	74.0	-25.2	Peak	Vertical
	12203.000	32.2	17.6	49.8	74.0	-24.2	Peak	Vertical

Note 1: “*” is not in restricted band.us emissions.

Note 2: Measure Level (dBμV/m) = Reading Level (dBμV) + Factor (dB/m)

Factor (dB/m) = Cable Loss (dB) + Antenna Factor (dB/m) - Pre_Amplifier Gain (dB)

Product	ACCESS POINT	Test Engineer	Bob Zhang
Test Site	WZ-AC2	Test Date	2023-09-17
Test Mode	802.11ax-HE40	Test Channel	91
Remark	1. Average measurement was not performed if peak level lower than average limit. 2. Other frequency was 20dB below limit line within 1-18GHz, there is not show in the report.		

Mark	Frequency (MHz)	Reading Level (dBμV)	Factor (dB/m)	Measure Level (dBμV/m)	Limit (dBμV/m)	Margin (dB)	Detector	Polarization
	9117.500	33.8	13.1	46.9	74.0	-27.1	Peak	Horizontal
*	9653.000	32.9	13.4	46.3	88.2	-41.9	Peak	Horizontal
*	10358.500	38.4	14.9	53.3	88.2	-34.9	Peak	Horizontal
	11531.500	31.9	17.3	49.2	74.0	-24.8	Peak	Horizontal
*	9296.000	32.1	13.8	45.9	88.2	-42.3	Peak	Vertical
*	10358.500	39.3	14.9	54.2	88.2	-34.0	Peak	Vertical
	10996.000	32.3	16.3	48.6	74.0	-25.4	Peak	Vertical
	11472.000	32.0	17.4	49.4	74.0	-24.6	Peak	Vertical

Note 1: “*” is not in restricted band.us emissions.

Note 2: Measure Level (dBμV/m) = Reading Level (dBμV) + Factor (dB/m)

Factor (dB/m) = Cable Loss (dB) + Antenna Factor (dB/m) - Pre_Amplifier Gain (dB)

Product	ACCESS POINT	Test Engineer	Bob Zhang
Test Site	WZ-AC2	Test Date	2023-09-17
Test Mode	802.11ax-HE40	Test Channel	123
Remark	1. Average measurement was not performed if peak level lower than average limit. 2. Other frequency was 20dB below limit line within 1-18GHz, there is not show in the report.		

Mark	Frequency (MHz)	Reading Level (dBμV)	Factor (dB/m)	Measure Level (dBμV/m)	Limit (dBμV/m)	Margin (dB)	Detector	Polarization
	9406.500	32.7	13.8	46.5	74.0	-27.5	Peak	Horizontal
*	10358.500	36.7	14.9	51.6	88.2	-36.6	Peak	Horizontal
	11480.500	32.1	17.5	49.6	74.0	-24.4	Peak	Horizontal
*	13614.000	32.3	18.5	50.8	88.2	-37.4	Peak	Horizontal
*	10358.500	39.2	14.9	54.1	88.2	-34.1	Peak	Vertical
	11081.000	31.9	16.6	48.5	74.0	-25.5	Peak	Vertical
	11752.500	31.9	17.4	49.3	74.0	-24.7	Peak	Vertical
*	13129.500	33.1	17.9	51.0	88.2	-37.2	Peak	Vertical

Note 1: “*” is not in restricted band.us emissions.

Note 2: Measure Level (dBμV/m) = Reading Level (dBμV) + Factor (dB/m)

Factor (dB/m) = Cable Loss (dB) + Antenna Factor (dB/m) - Pre_Amplifier Gain (dB)

Product	ACCESS POINT	Test Engineer	Bob Zhang
Test Site	WZ-AC2	Test Date	2023-09-17
Test Mode	802.11ax-HE40	Test Channel	147
Remark	1. Average measurement was not performed if peak level lower than average limit. 2. Other frequency was 20dB below limit line within 1-18GHz, there is not show in the report.		

Mark	Frequency (MHz)	Reading Level (dBμV)	Factor (dB/m)	Measure Level (dBμV/m)	Limit (dBμV/m)	Margin (dB)	Detector	Polarization
*	10358.500	37.1	14.9	52.0	88.2	-36.2	Peak	Horizontal
	11565.500	32.0	17.7	49.7	74.0	-24.3	Peak	Horizontal
	12305.000	31.0	17.6	48.6	74.0	-25.4	Peak	Horizontal
*	14166.500	32.9	19.1	52.0	88.2	-36.2	Peak	Horizontal
*	10358.500	39.4	14.9	54.3	88.2	-33.9	Peak	Vertical
	11727.000	31.9	17.8	49.7	74.0	-24.3	Peak	Vertical
	12186.000	31.6	17.7	49.3	74.0	-24.7	Peak	Vertical
*	14999.500	32.5	19.7	52.2	88.2	-36.0	Peak	Vertical

Note 1: “*” is not in restricted band.us emissions.

Note 2: Measure Level (dBμV/m) = Reading Level (dBμV) + Factor (dB/m)

Factor (dB/m) = Cable Loss (dB) + Antenna Factor (dB/m) - Pre_Amplifier Gain (dB)

Product	ACCESS POINT	Test Engineer	Bob Zhang
Test Site	WZ-AC2	Test Date	2023-09-17
Test Mode	802.11ax-HE40	Test Channel	179
Remark	1. Average measurement was not performed if peak level lower than average limit. 2. Other frequency was 20dB below limit line within 1-18GHz, there is not show in the report.		

Mark	Frequency (MHz)	Reading Level (dBμV)	Factor (dB/m)	Measure Level (dBμV/m)	Limit (dBμV/m)	Margin (dB)	Detector	Polarization
*	10358.500	36.1	14.9	51.0	88.2	-37.2	Peak	Horizontal
	10928.000	32.9	16.5	49.4	74.0	-24.6	Peak	Horizontal
	12143.500	31.9	17.2	49.1	74.0	-24.9	Peak	Horizontal
*	14923.000	33.6	20.2	53.8	88.2	-34.4	Peak	Horizontal
*	10358.500	38.1	14.9	53.0	88.2	-35.2	Peak	Vertical
	11472.000	31.9	17.4	49.3	74.0	-24.7	Peak	Vertical
	12262.500	31.3	17.4	48.7	74.0	-25.3	Peak	Vertical
*	13699.000	34.1	18.7	52.8	88.2	-35.4	Peak	Vertical

Note 1: “*” is not in restricted band.us emissions.

Note 2: Measure Level (dBμV/m) = Reading Level (dBμV) + Factor (dB/m)

Factor (dB/m) = Cable Loss (dB) + Antenna Factor (dB/m) - Pre_Amplifier Gain (dB)

Product	ACCESS POINT	Test Engineer	Bob Zhang
Test Site	WZ-AC2	Test Date	2023-09-17
Test Mode	802.11ax-HE80	Test Channel	7
Remark	1. Average measurement was not performed if peak level lower than average limit. 2. Other frequency was 20dB below limit line within 1-18GHz, there is not show in the report.		

Mark	Frequency (MHz)	Reading Level (dBμV)	Factor (dB/m)	Measure Level (dBμV/m)	Limit (dBμV/m)	Margin (dB)	Detector	Polarization
*	10358.500	35.9	14.9	50.8	88.2	-37.4	Peak	Horizontal
	11463.500	32.0	17.4	49.4	74.0	-24.6	Peak	Horizontal
	12220.000	31.6	17.4	49.0	74.0	-25.0	Peak	Horizontal
*	14353.500	32.2	19.6	51.8	88.2	-36.4	Peak	Horizontal
*	10358.500	40.4	14.9	55.3	88.2	-32.9	Peak	Vertical
	10936.500	32.7	16.3	49.0	74.0	-25.0	Peak	Vertical
	12262.500	31.8	17.4	49.2	74.0	-24.8	Peak	Vertical
*	14931.500	33.6	20.2	53.8	88.2	-34.4	Peak	Vertical

Note 1: "*" is not in restricted band.us emissions.

Note 2: Measure Level (dBμV/m) = Reading Level (dBμV) + Factor (dB/m)

Factor (dB/m) = Cable Loss (dB) + Antenna Factor (dB/m) - Pre_Amplifier Gain (dB)

Product	ACCESS POINT	Test Engineer	Bob Zhang
Test Site	WZ-AC2	Test Date	2023-09-17
Test Mode	802.11ax-HE80	Test Channel	55
Remark	1. Average measurement was not performed if peak level lower than average limit. 2. Other frequency was 20dB below limit line within 1-18GHz, there is not show in the report.		

Mark	Frequency (MHz)	Reading Level (dBμV)	Factor (dB/m)	Measure Level (dBμV/m)	Limit (dBμV/m)	Margin (dB)	Detector	Polarization
*	10358.500	37.3	14.9	52.2	88.2	-36.0	Peak	Horizontal
	11625.000	31.4	17.5	48.9	74.0	-25.1	Peak	Horizontal
	12279.500	31.5	17.5	49.0	74.0	-25.0	Peak	Horizontal
*	15016.500	32.4	19.9	52.3	88.2	-35.9	Peak	Horizontal
*	10358.500	39.1	14.9	54.0	88.2	-34.2	Peak	Vertical
	11735.500	32.2	17.7	49.9	74.0	-24.1	Peak	Vertical
*	14931.500	31.8	20.2	52.0	88.2	-36.2	Peak	Vertical
	16002.500	31.9	18.4	50.3	74.0	-23.7	Peak	Vertical

Note 1: “*” is not in restricted band.us emissions.

Note 2: Measure Level (dBμV/m) = Reading Level (dBμV) + Factor (dB/m)

Factor (dB/m) = Cable Loss (dB) + Antenna Factor (dB/m) - Pre_Amplifier Gain (dB)

Product	ACCESS POINT	Test Engineer	Bob Zhang
Test Site	WZ-AC2	Test Date	2023-09-17
Test Mode	802.11ax-HE80	Test Channel	87
Remark	1. Average measurement was not performed if peak level lower than average limit. 2. Other frequency was 20dB below limit line within 1-18GHz, there is not show in the report.		

Mark	Frequency (MHz)	Reading Level (dBμV)	Factor (dB/m)	Measure Level (dBμV/m)	Limit (dBμV/m)	Margin (dB)	Detector	Polarization
*	10358.500	37.0	14.9	51.9	88.2	-36.3	Peak	Horizontal
	11565.500	31.7	17.7	49.4	74.0	-24.6	Peak	Horizontal
	12143.500	31.7	17.2	48.9	74.0	-25.1	Peak	Horizontal
*	14957.000	33.1	19.6	52.7	88.2	-35.5	Peak	Horizontal
*	10358.500	39.4	14.9	54.3	88.2	-33.9	Peak	Vertical
	11548.500	31.9	17.7	49.6	74.0	-24.4	Peak	Vertical
*	14455.500	32.6	19.8	52.4	88.2	-35.8	Peak	Vertical
	15433.000	31.9	19.0	50.9	74.0	-23.1	Peak	Vertical

Note 1: “*” is not in restricted band.us emissions.

Note 2: Measure Level (dBμV/m) = Reading Level (dBμV) + Factor (dB/m)

Factor (dB/m) = Cable Loss (dB) + Antenna Factor (dB/m) - Pre_Amplifier Gain (dB)

Product	ACCESS POINT	Test Engineer	Bob Zhang
Test Site	WZ-AC2	Test Date	2023-09-17
Test Mode	802.11ax-HE80	Test Channel	135
Remark	1. Average measurement was not performed if peak level lower than average limit. 2. Other frequency was 20dB below limit line within 1-18GHz, there is not show in the report.		

Mark	Frequency (MHz)	Reading Level (dBμV)	Factor (dB/m)	Measure Level (dBμV/m)	Limit (dBμV/m)	Margin (dB)	Detector	Polarization
*	10358.500	36.2	14.9	51.1	88.2	-37.1	Peak	Horizontal
	11565.500	32.0	17.7	49.7	74.0	-24.3	Peak	Horizontal
	12194.500	31.2	17.7	48.9	74.0	-25.1	Peak	Horizontal
*	14889.000	33.0	19.4	52.4	88.2	-35.8	Peak	Horizontal
*	10358.500	39.2	14.9	54.1	88.2	-34.1	Peak	Vertical
	11157.500	33.3	16.7	50.0	74.0	-24.0	Peak	Vertical
	12313.500	31.8	17.4	49.2	74.0	-24.8	Peak	Vertical
*	14702.000	32.8	19.9	52.7	88.2	-35.5	Peak	Vertical

Note 1: “*” is not in restricted band.us emissions.

Note 2: Measure Level (dBμV/m) = Reading Level (dBμV) + Factor (dB/m)

Factor (dB/m) = Cable Loss (dB) + Antenna Factor (dB/m) - Pre_Amplifier Gain (dB)

Product	ACCESS POINT	Test Engineer	Bob Zhang
Test Site	WZ-AC2	Test Date	2023-09-17
Test Mode	802.11ax-HE80	Test Channel	151
Remark	1. Average measurement was not performed if peak level lower than average limit. 2. Other frequency was 20dB below limit line within 1-18GHz, there is not show in the report.		

Mark	Frequency (MHz)	Reading Level (dBμV)	Factor (dB/m)	Measure Level (dBμV/m)	Limit (dBμV/m)	Margin (dB)	Detector	Polarization
	9364.000	32.4	13.6	46.0	74.0	-28.0	Peak	Horizontal
*	10358.500	37.1	14.9	52.0	88.2	-36.2	Peak	Horizontal
	11650.500	31.4	17.8	49.2	74.0	-24.8	Peak	Horizontal
*	13886.000	32.4	19.0	51.4	88.2	-36.8	Peak	Horizontal
*	10358.500	39.6	14.9	54.5	88.2	-33.7	Peak	Vertical
	11591.000	31.7	17.3	49.0	74.0	-25.0	Peak	Vertical
	12288.000	30.7	17.6	48.3	74.0	-25.7	Peak	Vertical
*	14923.000	33.6	20.2	53.8	88.2	-34.4	Peak	Vertical

Note 1: “*” is not in restricted band.us emissions.

Note 2: Measure Level (dBμV/m) = Reading Level (dBμV) + Factor (dB/m)

Factor (dB/m) = Cable Loss (dB) + Antenna Factor (dB/m) - Pre_Amplifier Gain (dB)

Product	ACCESS POINT	Test Engineer	Bob Zhang
Test Site	WZ-AC2	Test Date	2023-09-17
Test Mode	802.11ax-HE80	Test Channel	167
Remark	1. Average measurement was not performed if peak level lower than average limit. 2. Other frequency was 20dB below limit line within 1-18GHz, there is not show in the report.		

Mark	Frequency (MHz)	Reading Level (dBμV)	Factor (dB/m)	Measure Level (dBμV/m)	Limit (dBμV/m)	Margin (dB)	Detector	Polarization
*	10358.500	36.5	14.9	51.4	88.2	-36.8	Peak	Horizontal
	11557.000	32.7	17.8	50.5	74.0	-23.5	Peak	Horizontal
	12313.500	31.3	17.4	48.7	74.0	-25.3	Peak	Horizontal
*	14098.500	32.5	19.1	51.6	88.2	-36.6	Peak	Horizontal
*	10358.500	39.4	14.9	54.3	88.2	-33.9	Peak	Vertical
	11565.500	32.1	17.7	49.8	74.0	-24.2	Peak	Vertical
	13342.000	31.2	18.0	49.2	74.0	-24.8	Peak	Vertical
*	14863.500	33.6	19.9	53.5	88.2	-34.7	Peak	Vertical

Note 1: “*” is not in restricted band.us emissions.

Note 2: Measure Level (dBμV/m) = Reading Level (dBμV) + Factor (dB/m)

Factor (dB/m) = Cable Loss (dB) + Antenna Factor (dB/m) - Pre_Amplifier Gain (dB)

Product	ACCESS POINT	Test Engineer	Bob Zhang
Test Site	WZ-AC2	Test Date	2023-09-17
Test Mode	802.11ax-HE160	Test Channel	15
Remark	1. Average measurement was not performed if peak level lower than average limit. 2. Other frequency was 20dB below limit line within 1-18GHz, there is not show in the report.		

Mark	Frequency (MHz)	Reading Level (dBμV)	Factor (dB/m)	Measure Level (dBμV/m)	Limit (dBμV/m)	Margin (dB)	Detector	Polarization
*	10358.500	36.8	14.9	51.7	88.2	-36.5	Peak	Horizontal
	10970.500	32.6	16.0	48.6	74.0	-25.4	Peak	Horizontal
	11718.500	31.4	17.8	49.2	74.0	-24.8	Peak	Horizontal
*	14549.000	33.7	19.3	53.0	88.2	-35.2	Peak	Horizontal
*	10358.500	39.2	14.9	54.1	88.2	-34.1	Peak	Vertical
	11565.500	31.4	17.7	49.1	74.0	-24.9	Peak	Vertical
	12092.500	32.6	16.8	49.4	74.0	-24.6	Peak	Vertical
*	14948.500	32.4	19.9	52.3	88.2	-35.9	Peak	Vertical

Note 1: “*” is not in restricted band.us emissions.

Note 2: Measure Level (dBμV/m) = Reading Level (dBμV) + Factor (dB/m)

Factor (dB/m) = Cable Loss (dB) + Antenna Factor (dB/m) - Pre_Amplifier Gain (dB)

Product	ACCESS POINT	Test Engineer	Bob Zhang
Test Site	WZ-AC2	Test Date	2023-09-17
Test Mode	802.11ax-HE160	Test Channel	47
Remark	1. Average measurement was not performed if peak level lower than average limit. 2. Other frequency was 20dB below limit line within 1-18GHz, there is not show in the report.		

Mark	Frequency (MHz)	Reading Level (dBμV)	Factor (dB/m)	Measure Level (dBμV/m)	Limit (dBμV/m)	Margin (dB)	Detector	Polarization
*	10358.500	37.2	14.9	52.1	88.2	-36.1	Peak	Horizontal
	11574.000	31.6	17.6	49.2	74.0	-24.8	Peak	Horizontal
	12296.500	31.2	17.6	48.8	74.0	-25.2	Peak	Horizontal
*	14923.000	31.9	20.2	52.1	88.2	-36.1	Peak	Horizontal
	9338.500	33.2	14.0	47.2	74.0	-26.8	Peak	Vertical
*	10358.500	40.0	14.9	54.9	88.2	-33.3	Peak	Vertical
	11557.000	31.4	17.8	49.2	74.0	-24.8	Peak	Vertical
*	14855.000	32.9	20.0	52.9	88.2	-35.3	Peak	Vertical

Note 1: “*” is not in restricted band.us emissions.

Note 2: Measure Level (dBμV/m) = Reading Level (dBμV) + Factor (dB/m)

Factor (dB/m) = Cable Loss (dB) + Antenna Factor (dB/m) - Pre_Amplifier Gain (dB)

Product	ACCESS POINT	Test Engineer	Bob Zhang
Test Site	WZ-AC2	Test Date	2023-09-17
Test Mode	802.11ax-HE160	Test Channel	79
Remark	1. Average measurement was not performed if peak level lower than average limit. 2. Other frequency was 20dB below limit line within 1-18GHz, there is not show in the report.		

Mark	Frequency (MHz)	Reading Level (dBμV)	Factor (dB/m)	Measure Level (dBμV/m)	Limit (dBμV/m)	Margin (dB)	Detector	Polarization
	9491.500	33.2	13.3	46.5	74.0	-27.5	Peak	Horizontal
*	10358.500	37.3	14.9	52.2	88.2	-36.0	Peak	Horizontal
	11608.000	32.0	17.1	49.1	74.0	-24.9	Peak	Horizontal
*	14693.500	33.1	19.8	52.9	88.2	-35.3	Peak	Horizontal
	9338.500	32.8	14.0	46.8	74.0	-27.2	Peak	Vertical
*	10358.500	40.1	14.9	55.0	88.2	-33.2	Peak	Vertical
	11897.000	32.3	17.3	49.6	74.0	-24.4	Peak	Vertical
*	13622.500	32.6	18.7	51.3	88.2	-36.9	Peak	Vertical

Note 1: “*” is not in restricted band.us emissions.

Note 2: Measure Level (dBμV/m) = Reading Level (dBμV) + Factor (dB/m)

Factor (dB/m) = Cable Loss (dB) + Antenna Factor (dB/m) - Pre_Amplifier Gain (dB)

Product	ACCESS POINT	Test Engineer	Bob Zhang
Test Site	WZ-AC2	Test Date	2023-09-17
Test Mode	802.11ax-HE160	Test Channel	143
Remark	1. Average measurement was not performed if peak level lower than average limit. 2. Other frequency was 20dB below limit line within 1-18GHz, there is not show in the report.		

Mark	Frequency (MHz)	Reading Level (dBμV)	Factor (dB/m)	Measure Level (dBμV/m)	Limit (dBμV/m)	Margin (dB)	Detector	Polarization
*	10358.500	37.5	14.9	52.5	88.2	-35.7	Peak	Horizontal
	11523.000	32.0	17.1	49.1	74.0	-24.9	Peak	Horizontal
	12271.000	31.5	17.3	48.9	74.0	-25.1	Peak	Horizontal
*	14141.000	32.5	19.3	51.9	88.2	-36.3	Peak	Horizontal
	9466.000	33.2	13.6	46.8	74.0	-27.2	Peak	Vertical
*	10358.500	40.4	14.9	55.4	88.2	-32.8	Peak	Vertical
	12033.000	32.3	16.8	49.2	74.0	-24.8	Peak	Vertical
*	14132.500	32.8	19.3	52.1	88.2	-36.1	Peak	Vertical

Note 1: “*” is not in restricted band.us emissions.

Note 2: Measure Level (dBμV/m) = Reading Level (dBμV) + Factor (dB/m)

Factor (dB/m) = Cable Loss (dB) + Antenna Factor (dB/m) - Pre_Amplifier Gain (dB)

ANT-348:

Product	ACCESS POINT	Test Engineer	Bob Zhang
Test Site	WZ-AC2	Test Date	2023-09-05
Test Mode	802.11ax-HE20	Test Channel	1
Remark	1. Average measurement was not performed if peak level lower than average limit. 2. Other frequency was 20dB below limit line within 1-18GHz, there is not show in the report.		

Mark	Frequency (MHz)	Reading Level (dBμV)	Factor (dB/m)	Measure Level (dBμV/m)	Limit (dBμV/m)	Margin (dB)	Detector	Polarization
*	10358.5	35.3	14.9	50.2	88.2	-38.0	Peak	Horizontal
	11897.0	29.7	17.3	47.0	74.0	-27.0	Peak	Horizontal
*	12883.0	30.0	17.3	47.3	88.2	-40.9	Peak	Horizontal
	17855.5	32.1	26.8	58.9	74.0	-15.1	Peak	Horizontal
	17855.5	21.4	26.8	48.2	54.0	-5.8	AV	Horizontal
*	10358.5	38.4	14.9	53.3	88.2	-34.9	Peak	Vertical
	11735.5	29.3	17.7	47.0	74.0	-27.0	Peak	Vertical
*	13877.5	30.0	18.9	48.9	88.2	-39.3	Peak	Vertical
	17855.5	30.9	26.8	57.7	74.0	-16.3	Peak	Vertical
	17855.5	20.6	26.8	47.4	54.0	-6.6	AV	Vertical

Note 1: “*” is not in restricted band.us emissions.

Note 2: Measure Level (dBμV/m) = Reading Level (dBμV) + Factor (dB/m)

Factor (dB/m) = Cable Loss (dB) + Antenna Factor (dB/m) - Pre_Amplifier Gain (dB)

Product	ACCESS POINT	Test Engineer	Bob Zhang
Test Site	WZ-AC2	Test Date	2023-09-05
Test Mode	802.11ax-HE20	Test Channel	49
Remark	1. Average measurement was not performed if peak level lower than average limit. 2. Other frequency was 20dB below limit line within 1-18GHz, there is not show in the report.		

Mark	Frequency (MHz)	Reading Level (dBμV)	Factor (dB/m)	Measure Level (dBμV/m)	Limit (dBμV/m)	Margin (dB)	Detector	Polarization
*	10358.5	37.7	14.9	52.6	88.2	-35.6	Peak	Horizontal
	11744.0	31.1	17.5	48.6	74.0	-25.4	Peak	Horizontal
	12109.5	30.9	16.8	47.7	74.0	-26.3	Peak	Horizontal
*	16725.0	30.3	20.4	50.7	88.2	-37.5	Peak	Horizontal
*	10358.5	38.7	14.9	53.6	88.2	-34.6	Peak	Vertical
	11557.0	32.0	17.8	49.8	74.0	-24.2	Peak	Vertical
	12313.5	32.1	17.4	49.5	74.0	-24.5	Peak	Vertical
*	16869.5	30.3	21.3	51.6	88.2	-36.6	Peak	Vertical

Note 1: “*” is not in restricted band.us emissions.

Note 2: Measure Level (dBμV/m) = Reading Level (dBμV) + Factor (dB/m)

Factor (dB/m) = Cable Loss (dB) + Antenna Factor (dB/m) - Pre_Amplifier Gain (dB)

Product	ACCESS POINT	Test Engineer	Bob Zhang
Test Site	WZ-AC2	Test Date	2023-09-05
Test Mode	802.11ax-HE20	Test Channel	93
Remark	1. Average measurement was not performed if peak level lower than average limit. 2. Other frequency was 20dB below limit line within 1-18GHz, there is not show in the report.		

Mark	Frequency (MHz)	Reading Level (dBμV)	Factor (dB/m)	Measure Level (dBμV/m)	Limit (dBμV/m)	Margin (dB)	Detector	Polarization
*	10358.5	36.3	14.9	51.2	88.2	-37.0	Peak	Horizontal
	11557.0	31.4	17.8	49.2	74.0	-24.8	Peak	Horizontal
	12245.5	31.2	17.6	48.8	74.0	-25.2	Peak	Horizontal
*	14039.0	31.3	19.2	50.5	88.2	-37.7	Peak	Horizontal
*	10358.5	39.7	14.9	54.6	88.2	-33.6	Peak	Vertical
	11489.0	31.8	17.7	49.5	74.0	-24.5	Peak	Vertical
	12339.0	31.0	16.8	47.8	74.0	-26.2	Peak	Vertical
*	14923.0	32.5	20.2	52.7	88.2	-35.5	Peak	Vertical

Note 1: “*” is not in restricted band.us emissions.

Note 2: Measure Level (dBμV/m) = Reading Level (dBμV) + Factor (dB/m)

Factor (dB/m) = Cable Loss (dB) + Antenna Factor (dB/m) - Pre_Amplifier Gain (dB)

Product	ACCESS POINT	Test Engineer	Bob Zhang
Test Site	WZ-AC2	Test Date	2023-09-05
Test Mode	802.11ax-HE20	Test Channel	117
Remark	1. Average measurement was not performed if peak level lower than average limit. 2. Other frequency was 20dB below limit line within 1-18GHz, there is not show in the report.		

Mark	Frequency (MHz)	Reading Level (dBμV)	Factor (dB/m)	Measure Level (dBμV/m)	Limit (dBμV/m)	Margin (dB)	Detector	Polarization
*	10358.5	35.4	14.9	50.3	88.2	-37.9	Peak	Horizontal
	11540.0	29.3	17.5	46.8	74.0	-27.2	Peak	Horizontal
	12118.0	30.1	17.0	47.1	74.0	-26.9	Peak	Horizontal
*	13792.5	26.8	18.5	45.3	88.2	-42.9	Peak	Horizontal
*	10358.5	38.6	14.9	53.5	88.2	-34.7	Peak	Vertical
	10970.5	27.9	16.0	43.9	74.0	-30.1	Peak	Vertical
	11846.0	27.5	17.0	44.5	74.0	-29.5	Peak	Vertical
*	13070.0	31.0	18.3	49.3	88.2	-38.9	Peak	Vertical

Note 1: “*” is not in restricted band.us emissions.

Note 2: Measure Level (dBμV/m) = Reading Level (dBμV) + Factor (dB/m)

Factor (dB/m) = Cable Loss (dB) + Antenna Factor (dB/m) - Pre_Amplifier Gain (dB)

Product	ACCESS POINT	Test Engineer	Bob Zhang
Test Site	WZ-AC2	Test Date	2023-09-05
Test Mode	802.11ax-HE20	Test Channel	149
Remark	1. Average measurement was not performed if peak level lower than average limit. 2. Other frequency was 20dB below limit line within 1-18GHz, there is not show in the report.		

Mark	Frequency (MHz)	Reading Level (dBμV)	Factor (dB/m)	Measure Level (dBμV/m)	Limit (dBμV/m)	Margin (dB)	Detector	Polarization
*	10358.5	36.8	14.9	51.7	88.2	-36.5	Peak	Horizontal
	10928.0	30.0	16.5	46.5	74.0	-27.5	Peak	Horizontal
	11540.0	28.5	17.5	46.0	74.0	-28.0	Peak	Horizontal
*	14948.5	28.4	19.9	48.3	88.2	-39.9	Peak	Horizontal
*	10358.5	38.4	14.9	53.3	88.2	-34.9	Peak	Vertical
	11072.5	28.6	16.4	45.0	74.0	-29.0	Peak	Vertical
	11582.5	28.7	17.5	46.2	74.0	-27.8	Peak	Vertical
*	13401.5	32.9	18.3	51.2	88.2	-37.0	Peak	Vertical

Note 1: “*” is not in restricted band.us emissions.

Note 2: Measure Level (dBμV/m) = Reading Level (dBμV) + Factor (dB/m)

Factor (dB/m) = Cable Loss (dB) + Antenna Factor (dB/m) - Pre_Amplifier Gain (dB)

Product	ACCESS POINT	Test Engineer	Bob Zhang
Test Site	WZ-AC2	Test Date	2023-09-05
Test Mode	802.11ax-HE20	Test Channel	181
Remark	1. Average measurement was not performed if peak level lower than average limit. 2. Other frequency was 20dB below limit line within 1-18GHz, there is not show in the report.		

Mark	Frequency (MHz)	Reading Level (dBμV)	Factor (dB/m)	Measure Level (dBμV/m)	Limit (dBμV/m)	Margin (dB)	Detector	Polarization
*	10358.5	35.1	14.9	50.0	88.2	-38.2	Peak	Horizontal
	11319.0	30.4	17.3	47.7	74.0	-26.3	Peak	Horizontal
	11480.5	28.9	17.5	46.4	74.0	-27.6	Peak	Horizontal
*	13189.0	27.9	17.9	45.8	88.2	-42.4	Peak	Horizontal
*	10358.5	38.0	14.9	52.9	88.2	-35.3	Peak	Vertical
	11650.5	29.2	17.8	47.0	74.0	-27.0	Peak	Vertical
	13393.0	31.9	18.5	50.4	74.0	-23.6	Peak	Vertical
*	14812.5	27.5	19.7	47.2	88.2	-41.0	Peak	Vertical

Note 1: “*” is not in restricted band.us emissions.

Note 2: Measure Level (dBμV/m) = Reading Level (dBμV) + Factor (dB/m)

Factor (dB/m) = Cable Loss (dB) + Antenna Factor (dB/m) - Pre_Amplifier Gain (dB)

Product	ACCESS POINT	Test Engineer	Bob Zhang
Test Site	WZ-AC2	Test Date	2023-09-05
Test Mode	802.11ax-HE40	Test Channel	3
Remark	1. Average measurement was not performed if peak level lower than average limit. 2. Other frequency was 20dB below limit line within 1-18GHz, there is not show in the report.		

Mark	Frequency (MHz)	Reading Level (dBμV)	Factor (dB/m)	Measure Level (dBμV/m)	Limit (dBμV/m)	Margin (dB)	Detector	Polarization
*	10358.5	34.8	14.9	49.7	88.2	-38.5	Peak	Horizontal
	10877.0	30.6	16.0	46.6	74.0	-27.4	Peak	Horizontal
	11650.5	31.6	17.8	49.4	74.0	-24.6	Peak	Horizontal
*	13665.0	31.2	18.4	49.6	88.2	-38.6	Peak	Horizontal
*	10358.5	38.7	14.9	53.6	88.2	-34.6	Peak	Vertical
	11786.5	32.1	17.5	49.6	74.0	-24.4	Peak	Vertical
	12330.5	30.4	17.0	47.4	74.0	-26.6	Peak	Vertical
*	14166.5	29.8	19.1	48.9	88.2	-39.3	Peak	Vertical

Note 1: “*” is not in restricted band.us emissions.

Note 2: Measure Level (dBμV/m) = Reading Level (dBμV) + Factor (dB/m)

Factor (dB/m) = Cable Loss (dB) + Antenna Factor (dB/m) - Pre_Amplifier Gain (dB)

Product	ACCESS POINT	Test Engineer	Bob Zhang
Test Site	WZ-AC2	Test Date	2023-09-05
Test Mode	802.11ax-HE40	Test Channel	51
Remark	1. Average measurement was not performed if peak level lower than average limit. 2. Other frequency was 20dB below limit line within 1-18GHz, there is not show in the report.		

Mark	Frequency (MHz)	Reading Level (dBμV)	Factor (dB/m)	Measure Level (dBμV/m)	Limit (dBμV/m)	Margin (dB)	Detector	Polarization
*	10358.5	38.6	14.9	53.5	88.2	-34.7	Peak	Horizontal
	11021.5	31.8	16.2	48.0	74.0	-26.0	Peak	Horizontal
	11820.5	32.1	17.5	49.6	74.0	-24.4	Peak	Horizontal
*	13911.5	29.4	18.2	47.6	88.2	-40.6	Peak	Horizontal
*	10358.5	38.8	14.9	53.7	88.2	-34.5	Peak	Vertical
	11378.5	29.9	17.2	47.1	74.0	-26.9	Peak	Vertical
	11582.5	29.9	17.5	47.4	74.0	-26.6	Peak	Vertical
*	14370.5	32.7	19.6	52.3	88.2	-35.9	Peak	Vertical

Note 1: “*” is not in restricted band.us emissions.

Note 2: Measure Level (dBμV/m) = Reading Level (dBμV) + Factor (dB/m)

Factor (dB/m) = Cable Loss (dB) + Antenna Factor (dB/m) - Pre_Amplifier Gain (dB)

Product	ACCESS POINT	Test Engineer	Bob Zhang
Test Site	WZ-AC2	Test Date	2023-09-05
Test Mode	802.11ax-HE40	Test Channel	91
Remark	1. Average measurement was not performed if peak level lower than average limit. 2. Other frequency was 20dB below limit line within 1-18GHz, there is not show in the report.		

Mark	Frequency (MHz)	Reading Level (dBμV)	Factor (dB/m)	Measure Level (dBμV/m)	Limit (dBμV/m)	Margin (dB)	Detector	Polarization
*	10358.5	38.1	14.9	53.0	88.2	-35.2	Peak	Horizontal
	11557.0	31.3	17.8	49.1	74.0	-24.9	Peak	Horizontal
	11888.5	32.2	17.2	49.4	74.0	-24.6	Peak	Horizontal
*	12840.5	29.8	17.1	46.9	88.2	-41.3	Peak	Horizontal
*	10358.5	39.3	14.9	54.2	88.2	-34.0	Peak	Vertical
	11497.5	31.4	17.5	48.9	74.0	-25.1	Peak	Vertical
	12619.5	31.7	16.5	48.2	74.0	-25.8	Peak	Vertical
*	13648.0	32.5	19.0	51.5	88.2	-36.7	Peak	Vertical

Note 1: “*” is not in restricted band.us emissions.

Note 2: Measure Level (dBμV/m) = Reading Level (dBμV) + Factor (dB/m)

Factor (dB/m) = Cable Loss (dB) + Antenna Factor (dB/m) - Pre_Amplifier Gain (dB)

Product	ACCESS POINT	Test Engineer	Bob Zhang
Test Site	WZ-AC2	Test Date	2023-09-05
Test Mode	802.11ax-HE40	Test Channel	123
Remark	1. Average measurement was not performed if peak level lower than average limit. 2. Other frequency was 20dB below limit line within 1-18GHz, there is not show in the report.		

Mark	Frequency (MHz)	Reading Level (dBμV)	Factor (dB/m)	Measure Level (dBμV/m)	Limit (dBμV/m)	Margin (dB)	Detector	Polarization
*	10214.0	31.2	14.2	45.4	88.2	-42.8	Peak	Horizontal
*	10358.5	34.0	14.9	48.9	88.2	-39.3	Peak	Horizontal
	11106.5	32.0	16.6	48.6	74.0	-25.4	Peak	Horizontal
	11480.5	31.0	17.5	48.5	74.0	-25.5	Peak	Horizontal
*	10358.5	37.5	14.9	52.4	88.2	-35.8	Peak	Vertical
	11378.5	31.5	17.2	48.7	74.0	-25.3	Peak	Vertical
	12330.5	30.2	17.0	47.2	74.0	-26.8	Peak	Vertical
*	16589.0	31.4	20.6	52.0	88.2	-36.2	Peak	Vertical

Note 1: “*” is not in restricted band.us emissions.

Note 2: Measure Level (dBμV/m) = Reading Level (dBμV) + Factor (dB/m)

Factor (dB/m) = Cable Loss (dB) + Antenna Factor (dB/m) - Pre_Amplifier Gain (dB)

Product	ACCESS POINT	Test Engineer	Bob Zhang
Test Site	WZ-AC2	Test Date	2023-09-05
Test Mode	802.11ax-HE40	Test Channel	147
Remark	1. Average measurement was not performed if peak level lower than average limit. 2. Other frequency was 20dB below limit line within 1-18GHz, there is not show in the report.		

Mark	Frequency (MHz)	Reading Level (dBμV)	Factor (dB/m)	Measure Level (dBμV/m)	Limit (dBμV/m)	Margin (dB)	Detector	Polarization
*	10358.5	34.9	14.9	49.8	88.2	-38.4	Peak	Horizontal
	11191.5	31.1	16.8	47.9	74.0	-26.1	Peak	Horizontal
	11752.5	30.1	17.4	47.5	74.0	-26.5	Peak	Horizontal
*	13155.0	29.5	18.0	47.5	88.2	-40.7	Peak	Horizontal
*	10358.5	39.8	14.9	54.7	88.2	-33.5	Peak	Vertical
	11489.0	31.2	17.7	48.9	74.0	-25.1	Peak	Vertical
	12313.5	30.6	17.4	48.0	74.0	-26.0	Peak	Vertical
*	13792.5	29.5	18.5	48.0	88.2	-40.2	Peak	Vertical

Note 1: “*” is not in restricted band.us emissions.

Note 2: Measure Level (dBμV/m) = Reading Level (dBμV) + Factor (dB/m)

Factor (dB/m) = Cable Loss (dB) + Antenna Factor (dB/m) - Pre_Amplifier Gain (dB)

Product	ACCESS POINT	Test Engineer	Bob Zhang
Test Site	WZ-AC2	Test Date	2023-09-05
Test Mode	802.11ax-HE40	Test Channel	179
Remark	1. Average measurement was not performed if peak level lower than average limit. 2. Other frequency was 20dB below limit line within 1-18GHz, there is not show in the report.		

Mark	Frequency (MHz)	Reading Level (dBμV)	Factor (dB/m)	Measure Level (dBμV/m)	Limit (dBμV/m)	Margin (dB)	Detector	Polarization
*	10358.5	38.5	14.9	53.4	88.2	-34.8	Peak	Horizontal
	11302.0	31.2	17.1	48.3	74.0	-25.7	Peak	Horizontal
	11914.0	31.1	17.2	48.3	74.0	-25.7	Peak	Horizontal
*	14047.5	31.1	19.3	50.4	88.2	-37.8	Peak	Horizontal
*	10358.5	40.6	14.9	55.5	88.2	-32.7	Peak	Vertical
	11336.0	32.4	17.3	49.7	74.0	-24.3	Peak	Vertical
	11786.5	30.4	17.5	47.9	74.0	-26.1	Peak	Vertical
*	14447.0	32.5	19.9	52.4	88.2	-35.8	Peak	Vertical

Note 1: “*” is not in restricted band.us emissions.

Note 2: Measure Level (dBμV/m) = Reading Level (dBμV) + Factor (dB/m)

Factor (dB/m) = Cable Loss (dB) + Antenna Factor (dB/m) - Pre_Amplifier Gain (dB)