Core 1

Test Site	WJ-AC2	Test Engineer	Bob Zhang
Test Date	2025-02-16	Test Mode:	BLE-1Mbps
Remark:	1. Average measurement was not performed if peak level lower than average limit. 2. Other frequency was 20dB below limit line within 1-18GHz, there is not show in the report.		

Test Channel	Frequency (MHz)	Reading Level (dBμV)	Factor (dB/m)	Measure Level (dBμV/m)	Limit (dBμV/m)	Margin (dB)	Detector	Polarization
00	4003.900	41.8	-1.3	40.5	74.0	-33.5	Peak	Horizontal
	4814.800	41.8	0.0	41.8	74.0	-32.2	Peak	Horizontal
	11524.700	43.0	5.1	48.1	74.0	-25.9	Peak	Horizontal
	3779.500	40.7	-1.5	39.2	74.0	-34.8	Peak	Vertical
	4840.300	41.6	0.0	41.6	74.0	-32.4	Peak	Vertical
	11225.500	42.2	5.3	47.5	74.0	-26.5	Peak	Vertical
19	4090.600	41.1	-1.6	39.5	74.0	-34.5	Peak	Horizontal
	4716.200	41.2	-0.1	41.1	74.0	-32.9	Peak	Horizontal
	11426.100	42.7	5.4	48.1	74.0	-25.9	Peak	Horizontal
	3830.500	40.2	-1.3	38.9	74.0	-35.1	Peak	Vertical
	4848.800	41.5	0.0	41.5	74.0	-32.5	Peak	Vertical
	11239.100	41.7	5.3	47.0	74.0	-27.0	Peak	Vertical
39	3847.500	41.4	-1.4	40.0	74.0	-34.0	Peak	Horizontal
	4755.300	41.6	-0.2	41.4	74.0	-32.6	Peak	Horizontal
	11390.400	42.2	5.5	47.7	74.0	-26.3	Peak	Horizontal
	4075.300	41.0	-1.5	39.5	74.0	-34.5	Peak	Vertical
	4746.800	42.2	-0.2	42.0	74.0	-32.0	Peak	Vertical
	11472.000	42.4	5.4	47.8	74.0	-26.2	Peak	Vertical

Note: Measure Level (dBμV/m) = Reading Level (dBμV) + Factor (dB/m)

Factor (dB/m) = Cable Loss (dB) + Antenna Factor (dB/m) - Pre_Amplifier Gain (dB)

Test Site	WJ-AC2	Test Engineer	Bob Zhang
Test Date	2025-02-24	Test Mode:	BLE-2Mbps
Remark:	1. Average measurement was not performed if peak level lower than average limit. 2. Other frequency was 20dB below limit line within 1-18GHz, there is not show in the report.		

Test Channel	Frequency (MHz)	Reading Level (dBμV)	Factor (dB/m)	Measure Level (dBμV/m)	Limit (dBμV/m)	Margin (dB)	Detector	Polarization
00	3764.200	42.4	-1.6	40.8	74.0	-33.2	Peak	Horizontal
	7397.100	42.7	5.2	47.9	74.0	-26.1	Peak	Horizontal
	11378.500	43.8	5.5	49.3	74.0	-24.7	Peak	Horizontal
	3867.900	42.9	-1.5	41.4	74.0	-32.6	Peak	Vertical
	4770.600	42.5	0.0	42.5	74.0	-31.5	Peak	Vertical
	11269.700	43.2	5.4	48.6	74.0	-25.4	Peak	Vertical
19	3703.000	43.6	-1.9	41.7	74.0	-32.3	Peak	Horizontal
	4864.100	44.3	0.1	44.4	74.0	-29.6	Peak	Horizontal
	11431.200	43.0	5.4	48.4	74.0	-25.6	Peak	Horizontal
	3791.400	43.0	-1.5	41.5	74.0	-32.5	Peak	Vertical
	4796.100	42.7	0.0	42.7	74.0	-31.3	Peak	Vertical
	11672.600	45.2	4.8	50.0	74.0	-24.0	Peak	Vertical
39	4145.000	42.6	-1.8	40.8	74.0	-33.2	Peak	Horizontal
	4823.300	42.3	0.0	42.3	74.0	-31.7	Peak	Horizontal
	11531.500	43.6	5.1	48.7	74.0	-25.3	Peak	Horizontal
	4003.900	42.3	-1.3	41.0	74.0	-33.0	Peak	Vertical
	4857.300	43.0	0.1	43.1	74.0	-30.9	Peak	Vertical
	11087.800	44.2	5.0	49.2	74.0	-24.8	Peak	Vertical

Note: Measure Level (dBμV/m) = Reading Level (dBμV) + Factor (dB/m)

Factor (dB/m) = Cable Loss (dB) + Antenna Factor (dB/m) - Pre_Amplifier Gain (dB)

Core 0 and Core 1 simultaneous transmission

Test Site	WJ-AC2	Test Engineer	Bob Zhang
Test Date	2025-02-11	Test Mode:	BLE-1Mbps
Remark:	1. Average measurement was not performed if peak level lower than average limit. 2. Other frequency was 20dB below limit line within 1-18GHz, there is not show in the report.		

Test Channel	Frequency (MHz)	Reading Level (dBμV)	Factor (dB/m)	Measure Level (dBμV/m)	Limit (dBμV/m)	Margin (dB)	Detector	Polarization
00+01	3988.025	42.2	-1.4	40.8	74.0	-33.2	Peak	Horizontal
	4822.275	42.9	0.0	42.9	74.0	-31.1	Peak	Horizontal
	7410.800	40.8	5.2	46.0	74.0	-28.0	Peak	Horizontal
	4000.950	42.5	-1.3	41.2	74.0	-32.8	Peak	Vertical
	5020.850	43.5	0.1	43.6	74.0	-30.4	Peak	Vertical
	7570.600	38.8	5.0	43.8	74.0	-30.2	Peak	Vertical
19+20	3776.525	43.6	-1.5	42.1	74.0	-31.9	Peak	Horizontal
	4816.400	42.7	0.0	42.7	74.0	-31.3	Peak	Horizontal
	7474.250	41.9	5.2	47.1	74.0	-26.9	Peak	Horizontal
	3867.000	43.1	-1.5	41.6	74.0	-32.4	Peak	Vertical
	4750.600	43.3	-0.2	43.1	74.0	-30.9	Peak	Vertical
	8324.950	40.8	5.8	46.6	74.0	-27.4	Peak	Vertical
38+39 (Same Power Setting)	4025.625	42.9	-1.5	41.4	74.0	-32.6	Peak	Horizontal
	5024.375	42.7	0.2	42.9	74.0	-31.1	Peak	Horizontal
	7450.750	41.2	5.0	46.2	74.0	-27.8	Peak	Horizontal
	3875.225	42.5	-1.6	40.9	74.0	-33.1	Peak	Vertical
	4735.325	42.5	-0.1	42.4	74.0	-31.6	Peak	Vertical
	7575.300	42.6	5.0	47.6	74.0	-26.4	Peak	Vertical

Note: Measure Level (dBμV/m) = Reading Level (dBμV) + Factor (dB/m)

Factor (dB/m) = Cable Loss (dB) + Antenna Factor (dB/m) - Pre_Amplifier Gain (dB)

Test Channel	Frequency (MHz)	Reading Level (dBμV)	Factor (dB/m)	Measure Level (dBμV/m)	Limit (dBμV/m)	Margin (dB)	Detector	Polarization
38+39 (Different Power Settings)	3778.875	42.0	-1.5	40.5	74.0	-33.5	Peak	Horizontal
	4852.825	43.4	0.1	43.5	74.0	-30.5	Peak	Horizontal
	11430.470	43.5	5.4	48.9	74.0	-25.1	Peak	Horizontal
	3682.525	43.9	-1.9	42.0	74.0	-32.0	Peak	Vertical
	4858.700	42.6	0.1	42.7	74.0	-31.3	Peak	Vertical
	11674.880	43.9	4.8	48.7	74.0	-25.3	Peak	Vertical
Note: Measure Level (dBμV/m) = Reading Level (dBμV) + Factor (dB/m) Factor (dB/m) = Cable Loss (dB) + Antenna Factor (dB/m) - Pre_Amplifier Gain (dB)								

The Result of Radiated Emission below 30MHz:

Site	WJ-AC2	Test Date	2025-02-14
Temperature	15.1 °C	Humidity	29.7 %
Limit	FCC_Part 15.209_RSE (3m)	Test Engineer	Bob Zhang
Factor	FMZB 1519-60 D_07076_00031	Polarity	Coaxial
EUT	ACCESS POINT	Test Voltage	By PoE
Test Mode	Transmit by BLE 1Mbps at 2402MHz		

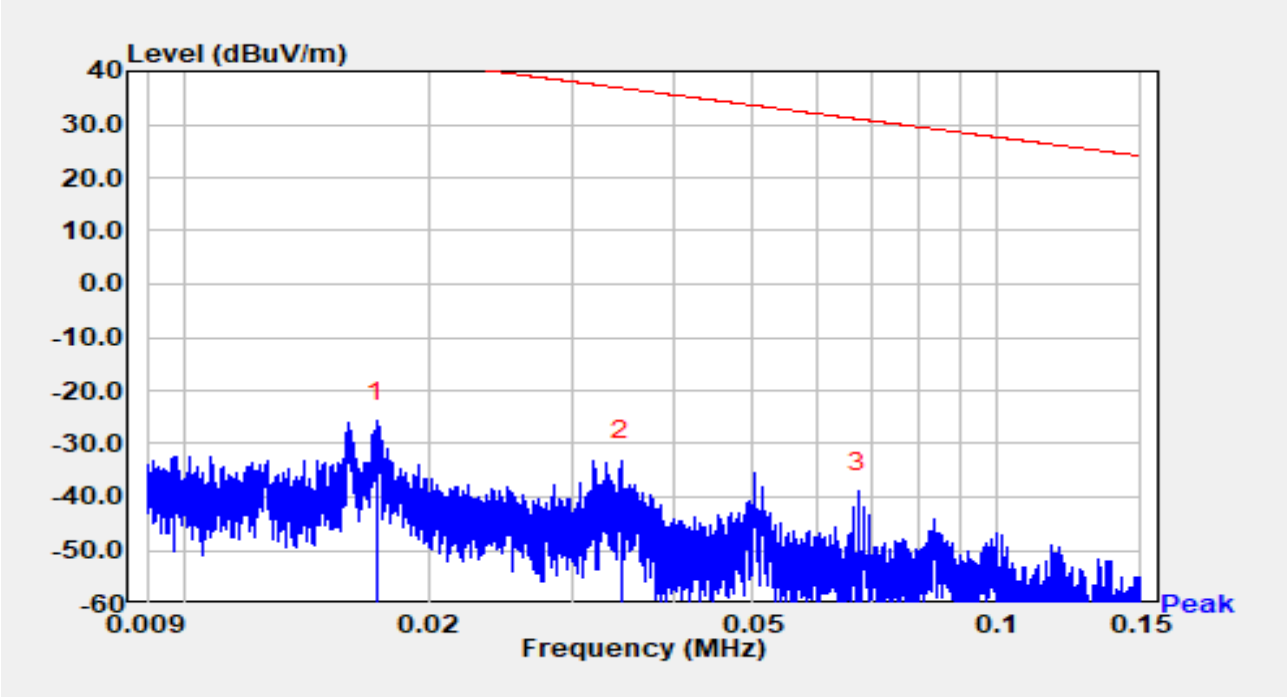

No	Mark	Frequency (MHz)	Reading (dBμV)	C.F (dB/m)	Measurement (dBμV/m)	Margin (dB)	Limit (dBμV/m)	Detector
1	*	0.017	34.08	-59.75	-25.66	-68.53	42.87	Peak
2		0.034	27.09	-60.11	-33.02	-69.87	36.85	Peak
3		0.067	21.22	-60.19	-38.97	-69.98	31.02	Peak

Notes:

1. " * ", means this data is the worst emission level.

2. C.F (dB/m) = Antenna Factor (dB/m) + Cable Loss (dB) + 40log(d1/d2) (dB), d1 = 3m, d2 = 300m (9kHz-490kHz) or 30m (490kHz-30MHz).

3. Measurement (dBμV/m) = Reading (dBμV) + C.F (dB/m).

4. Quasi-Peak measurement was not performed when peak measure level was lower than the quasi-peak limit.

Site	WJ-AC2	Test Date	2025-02-14
Temperature	15.1 °C	Humidity	29.7 %
Limit	FCC_Part 15.209_RSE (3m)	Test Engineer	Bob Zhang
Factor	FMZB 1519-60 D_07076_00031	Polarity	Coaxial
EUT	ACCESS POINT	Test Voltage	By PoE
Test Mode	Transmit by BLE 1Mbps at 2402MHz		

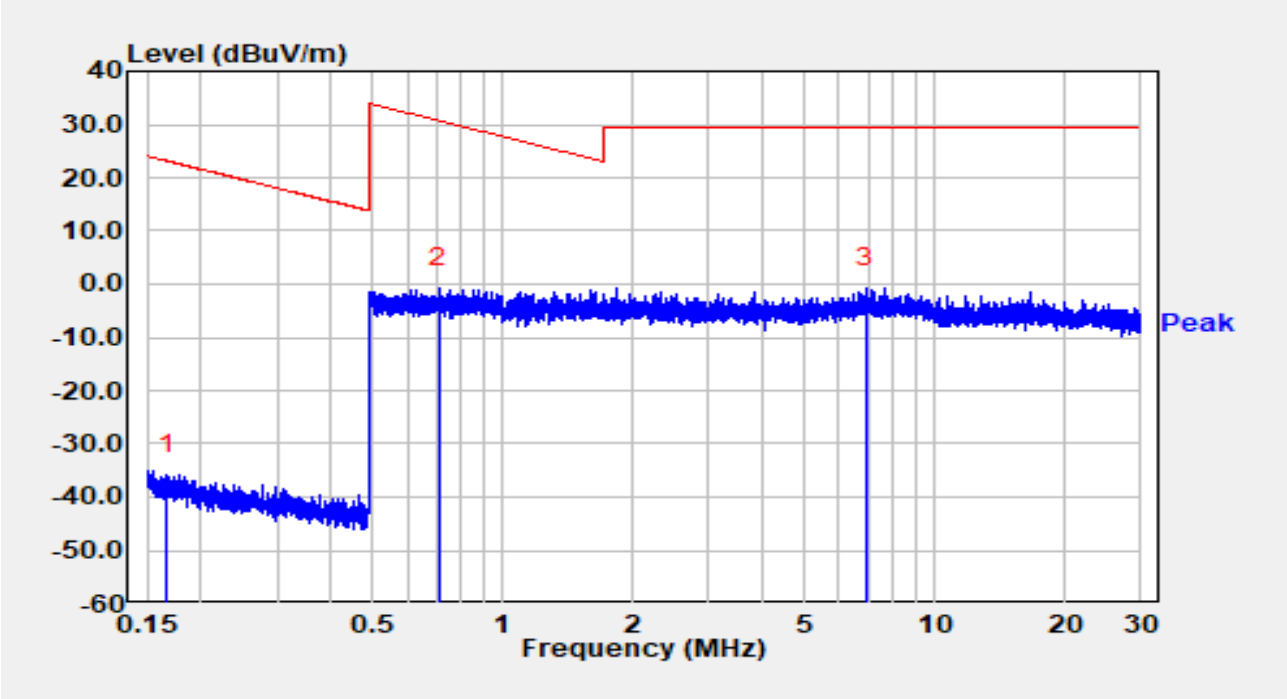

No	Mark	Frequency (MHz)	Reading (dBμV)	C.F (dB/m)	Measurement (dBμV/m)	Margin (dB)	Limit (dBμV/m)	Detector
1		0.166	24.60	-60.27	-35.67	-58.85	23.18	Peak
2		0.712	19.80	-20.39	-0.60	-31.16	30.56	Peak
3	*	6.914	19.90	-20.49	-0.59	-30.09	29.50	Peak

Notes:

1. " * ", means this data is the worst emission level.

2. C.F (dB/m) = Antenna Factor (dB/m) + Cable Loss (dB) + 40log(d1/d2) (dB), d1 = 3m, d2 = 300m (9kHz-490kHz) or 30m (490kHz-30MHz).

3. Measurement (dBμV/m) = Reading (dBμV) + C.F (dB/m).

4. Quasi-Peak measurement was not performed when peak measure level was lower than the quasi-peak limit.

Site	WJ-AC2	Test Date	2025-02-14
Temperature	15.1 °C	Humidity	29.7 %
Limit	FCC_Part 15.209_RSE (3m)	Test Engineer	Bob Zhang
Factor	FMZB 1519-60 D_07076_00031	Polarity	Coplanar
EUT	ACCESS POINT	Test Voltage	By PoE
Test Mode	Transmit by BLE 1Mbps at 2402MHz		

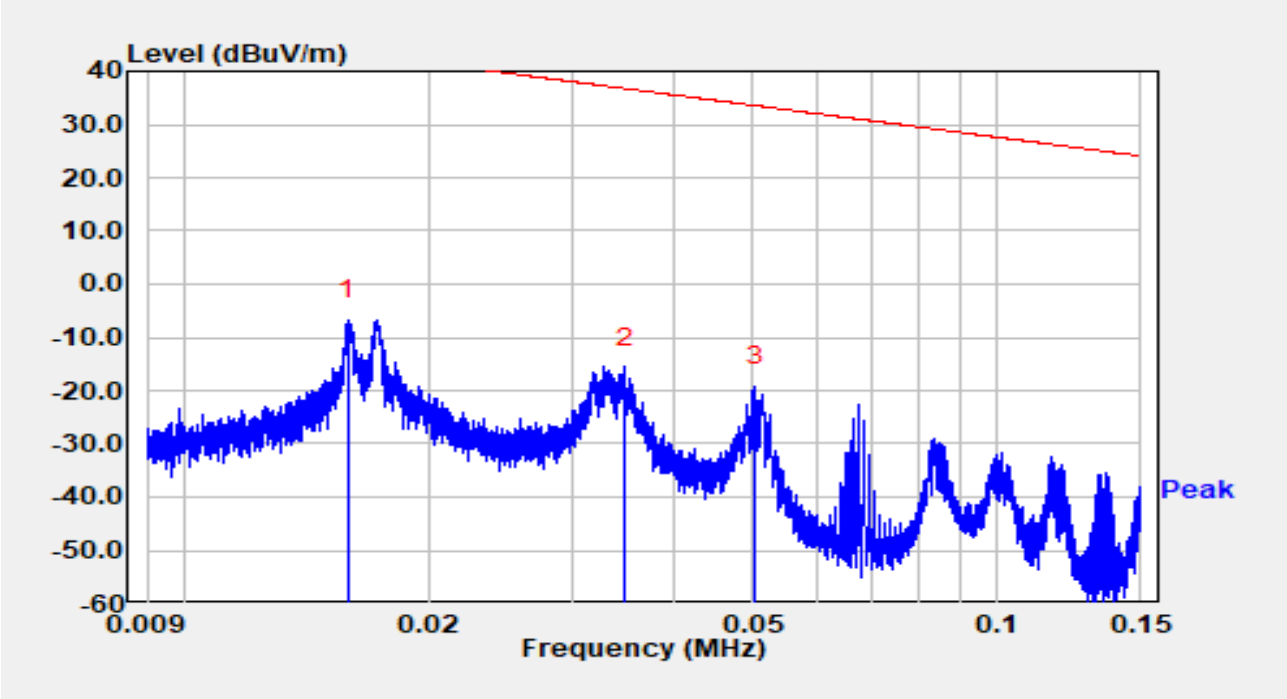

No	Mark	Frequency (MHz)	Reading (dBμV)	C.F (dB/m)	Measurement (dBμV/m)	Margin (dB)	Limit (dBμV/m)	Detector
1	*	0.016	53.04	-59.66	-6.62	-50.19	43.57	Peak
2		0.035	44.54	-60.11	-15.58	-52.34	36.76	Peak
3		0.050	41.05	-60.17	-19.12	-52.69	33.57	Peak

Notes:

1. " * ", means this data is the worst emission level.

2. C.F (dB/m) = Antenna Factor (dB/m) + Cable Loss (dB) + 40log(d1/d2) (dB), d1 = 3m, d2 = 300m (9kHz-490kHz) or 30m (490kHz-30MHz).

3. Measurement (dBμV/m) = Reading (dBμV) + C.F (dB/m).

4. Quasi-Peak measurement was not performed when peak measure level was lower than the quasi-peak limit.

Site	WJ-AC2	Test Date	2025-02-14
Temperature	15.1 °C	Humidity	29.7 %
Limit	FCC_Part 15.209_RSE (3m)	Test Engineer	Bob Zhang
Factor	FMZB 1519-60 D_07076_00031	Polarity	Coplanar
EUT	ACCESS POINT	Test Voltage	By PoE
Test Mode	Transmit by BLE 1Mbps at 2402MHz		

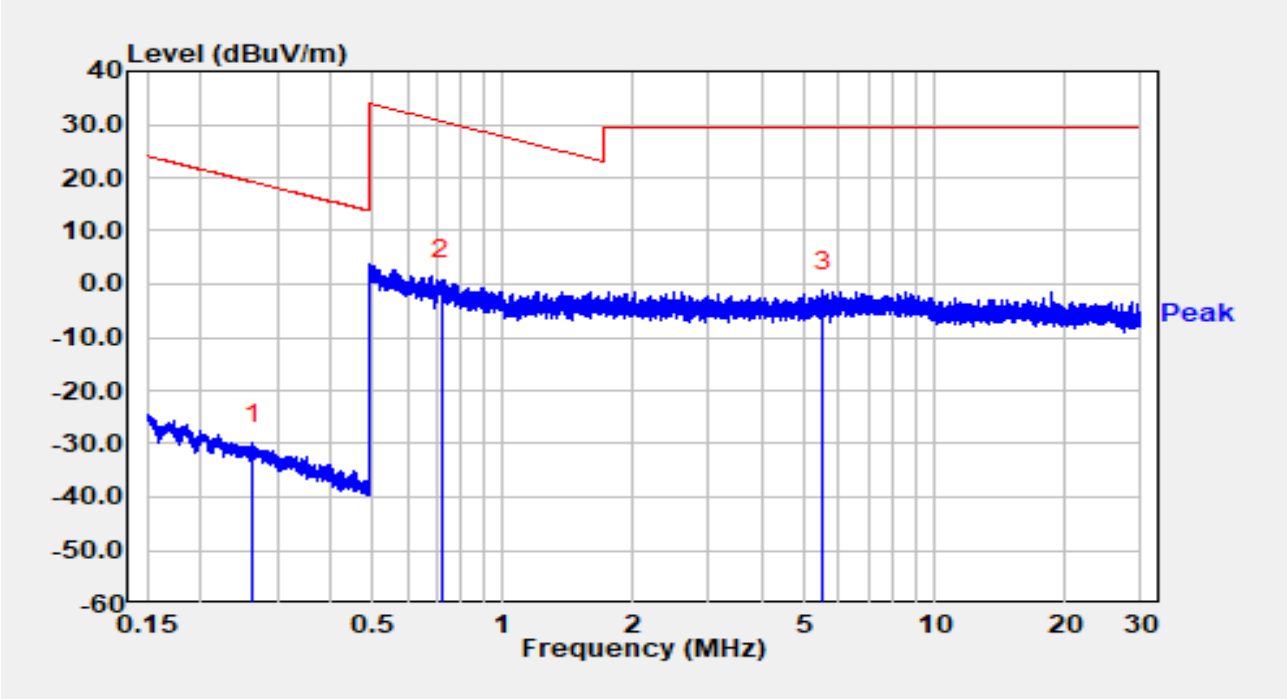

No	Mark	Frequency (MHz)	Reading (dBμV)	C.F (dB/m)	Measurement (dBμV/m)	Margin (dB)	Limit (dBμV/m)	Detector
1		0.263	30.38	-60.31	-29.94	-49.15	19.21	Peak
2	*	0.722	21.16	-20.39	0.76	-29.68	30.44	Peak
3		5.517	19.33	-20.54	-1.21	-30.71	29.50	Peak

Notes:

1. " * ", means this data is the worst emission level.

2. C.F (dB/m) = Antenna Factor (dB/m) + Cable Loss (dB) + 40log(d1/d2) (dB), d1 = 3m, d2 = 300m (9kHz-490kHz) or 30m (490kHz-30MHz).

3. Measurement (dBμV/m) = Reading (dBμV) + C.F (dB/m).

4. Quasi-Peak measurement was not performed when peak measure level was lower than the quasi-peak limit.

The Result of Radiated Emission below 1GHz:

Site	WJ-AC2	Test Date	2025-02-14
Temperature	15.1 °C	Humidity	29.7 %
Limit	FCC_Part 15.209_RSE(3m)	Test Engineer	Bob Zhang
Factor	VULB 9163_07097	Polarity	Horizontal
EUT	ACCESS POINT	Test Voltage	By PoE
Test Mode	Transmit by BLE 1Mbps at 2402MHz		

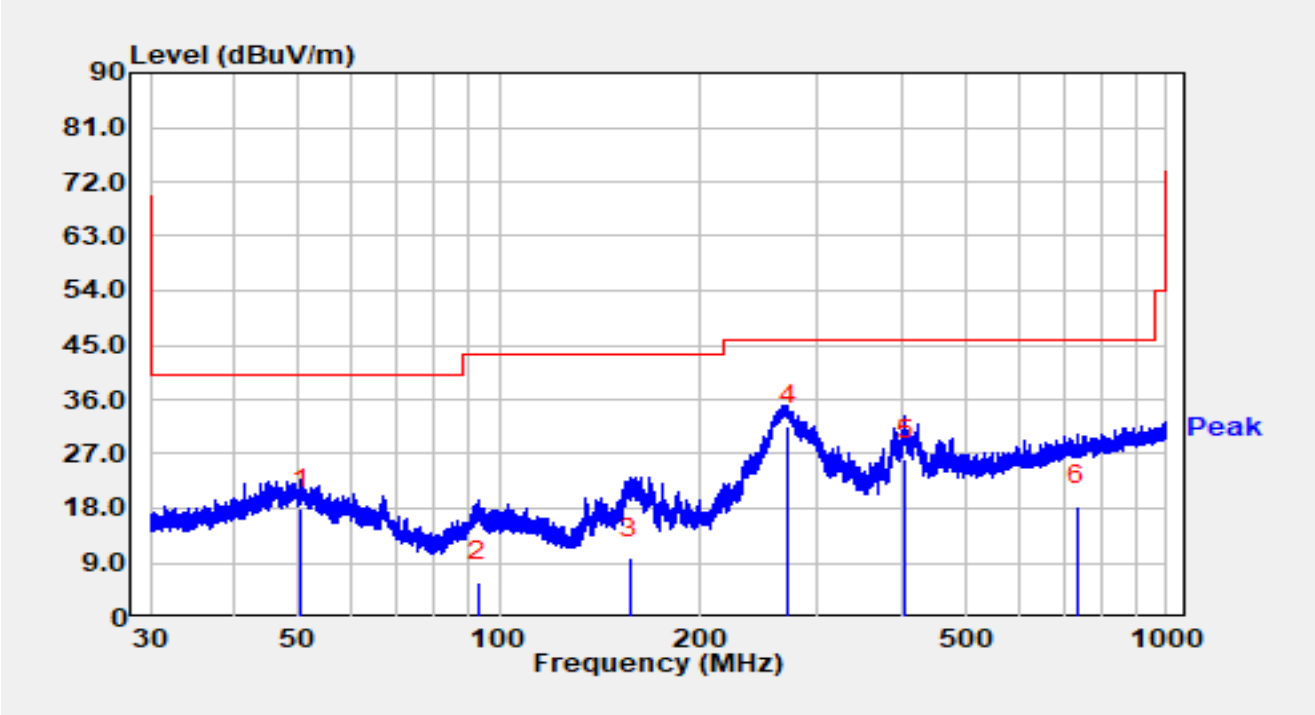

No	Mark	Frequency (MHz)	Reading (dBμV)	C.F (dB/m)	Measurement (dBμV/m)	Margin (dB)	Limit (dBμV/m)	Detector
1		50.444	-1.60	19.46	17.86	-22.14	40.00	QP
2		92.820	-10.50	16.34	5.84	-37.66	43.50	QP
3		156.787	-4.50	14.26	9.76	-33.74	43.50	QP
4	*	270.849	12.30	19.33	31.63	-14.37	46.00	QP
5		406.515	3.40	22.60	26.00	-20.00	46.00	QP
6		733.205	-9.30	27.80	18.50	-27.50	46.00	QP

Notes:

1. " * ", means this data is the worst emission level.
2. C.F (dB/m) = Antenna Factor (dB/m) + Cable Loss (dB).
3. Measurement (dBμV/m) = Reading (dBμV) + C.F (dB/m).

Site	WJ-AC2	Test Date	2025-02-14
Temperature	15.1 °C	Humidity	29.7 %
Limit	FCC_Part 15.209_RSE(3m)	Test Engineer	Bob Zhang
Factor	VULB 9163_07097	Polarity	Vertical
EUT	ACCESS POINT	Test Voltage	By PoE
Test Mode	Transmit by BLE 1Mbps at 2402MHz		

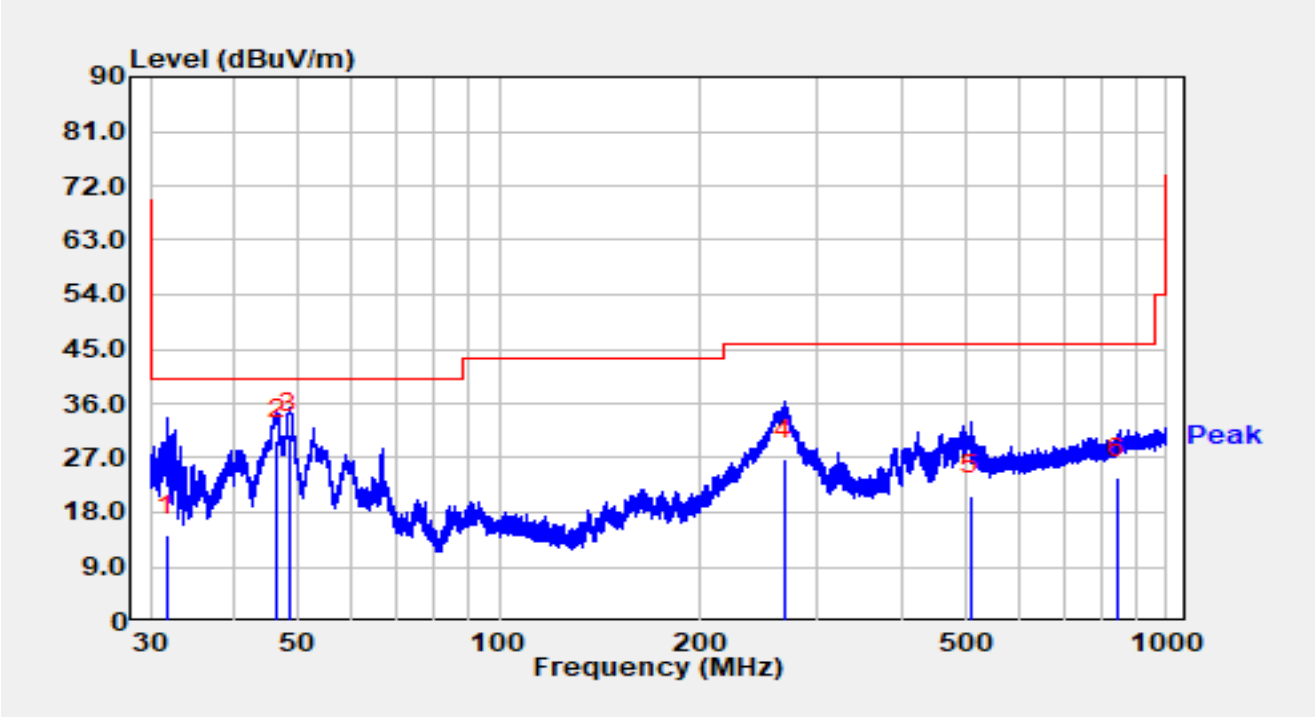

No	Mark	Frequency (MHz)	Reading (dBμV)	C.F (dB/m)	Measurement (dBμV/m)	Margin (dB)	Limit (dBμV/m)	Detector
1		31.754	-2.20	16.31	14.11	-25.89	40.00	QP
2		46.389	10.50	19.45	29.95	-10.05	40.00	QP
3	*	48.485	11.40	19.51	30.91	-9.09	40.00	QP
4		267.546	7.50	19.27	26.77	-19.23	46.00	QP
5		507.546	-3.50	24.31	20.81	-25.19	46.00	QP
6		841.539	-5.20	28.83	23.63	-22.37	46.00	QP

Notes:

1. " * ", means this data is the worst emission level.
2. C.F (dB/m) = Antenna Factor (dB/m) + Cable Loss (dB).
3. Measurement (dBμV/m) = Reading (dBμV) + C.F (dB/m).

The Result of Radiated Emission above 18GHz:

Site	WJ-AC2	Test Date	2025-02-15
Temperature	20.3 °C	Humidity	39.3 %
Limit	FCC_Part 15.209_RSE (3m)	Test Engineer	Carl Jiang
Factor	BBHA 9170_07100	Polarity	Horizontal
EUT	ACCESS POINT	Test Voltage	By PoE
Test Mode	Transmit by BLE 1Mbps at 2402MHz		

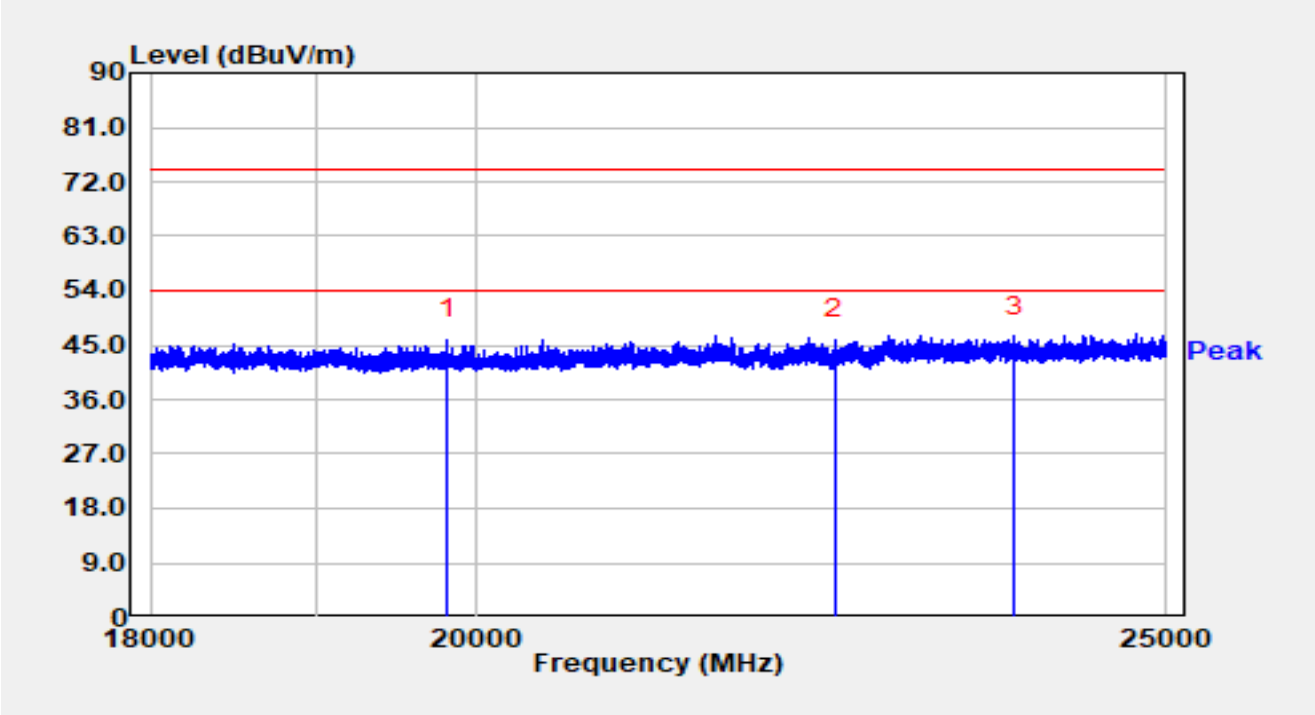

No	Mark	Frequency (MHz)	Reading (dBμV)	C.F (dB/m)	Measurement (dBμV/m)	Margin (dB)	Limit (dBμV/m)	Detector
1		19811.600	53.68	-7.71	45.96	-28.04	74.00	Peak
2		22460.400	51.14	-5.13	46.01	-27.99	74.00	Peak
3	*	23798.100	50.43	-3.91	46.52	-27.48	74.00	Peak

Notes:

1. " * ", means this data is the worst emission level.

2. C.F (dB/m) = Antenna Factor (dB/m) + Cable Loss (dB)-AMP (dB).

3. Measurement(dBμV/m) = Reading(dBμV) + C.F (dB/m).

Site	WJ-AC2	Test Date	2025-02-15
Temperature	20.3 °C	Humidity	39.3 %
Limit	FCC_Part 15.209_RSE (3m)	Test Engineer	Carl Jiang
Factor	BBHA 9170_07100	Polarity	Vertical
EUT	ACCESS POINT	Test Voltage	By PoE
Test Mode	Transmit by BLE 1Mbps at 2402MHz		

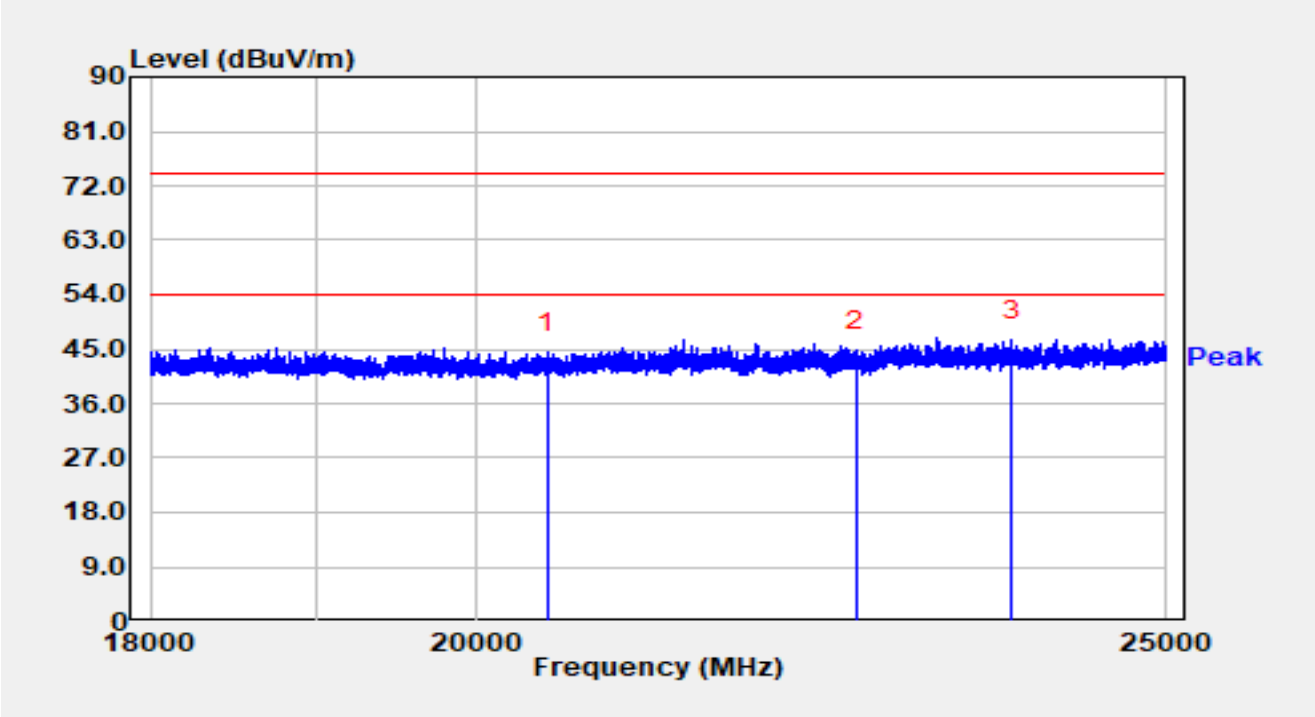

No	Mark	Frequency (MHz)	Reading (dBμV)	C.F (dB/m)	Measurement (dBμV/m)	Margin (dB)	Limit (dBμV/m)	Detector
1		20463.300	51.96	-7.54	44.42	-29.58	74.00	Peak
2		22615.800	49.54	-4.74	44.80	-29.20	74.00	Peak
3	*	23781.300	50.45	-3.92	46.52	-27.48	74.00	Peak

Notes:

1. " * ", means this data is the worst emission level.

2. C.F (dB/m) = Antenna Factor (dB/m) + Cable Loss (dB)-AMP (dB).

3. Measurement(dBμV/m) = Reading(dBμV) + C.F (dB/m).

A.7 Radiated Restricted Band Edge Test Result

Core 0

Site	WJ-AC2	Test Date	2025-02-11
Temperature	18.4 °C	Humidity	33.4 %
Limit	FCC_Part 15_Band Edge (3m)_PK	Test Engineer	Bob Zhang
Factor	DRH18-E_07105	Polarity	Horizontal
EUT	ACCESS POINT	Test Voltage	By PoE
Test Mode	Transmit by BLE 1Mbps at 2402MHz		

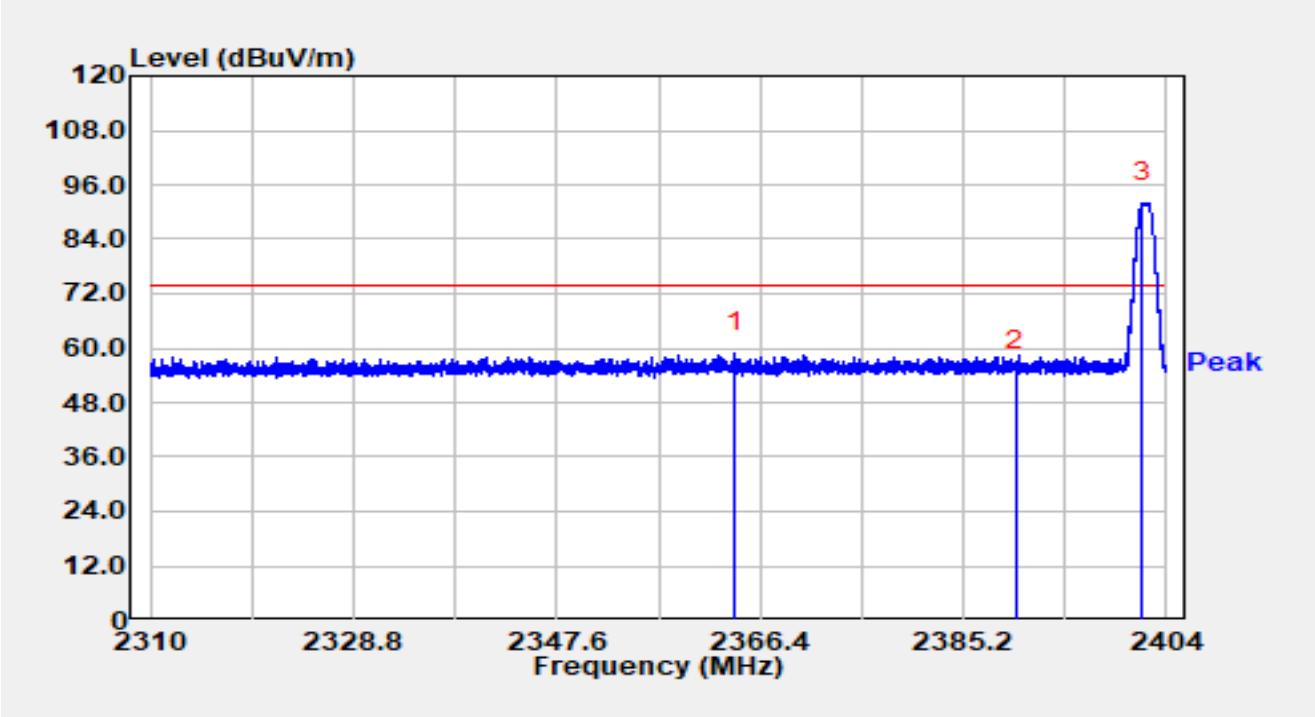

No	Mark	Frequency (MHz)	Reading (dBμV)	C.F (dB/m)	Measurement (dBμV/m)	Margin (dB)	Limit (dBμV/m)	Detector
1	*	2364.050	29.34	29.55	58.89	-15.11	74.00	Peak
2		2390.000	25.55	29.59	55.14	-18.86	74.00	Peak
3		2401.781	62.32	29.64	91.96	N/A	N/A	Peak

Notes:

1. " * ", means this data is the worst emission level.
2. C.F (dB/m) = Antenna Factor (dB/m) + Cable Loss (dB).
3. Measurement (dBμV/m) = Reading (dBμV) + C.F (dB/m).

Site	WJ-AC2	Test Date	2025-02-11
Temperature	18.4 °C	Humidity	33.4 %
Limit	FCC_Part 15_Band Edge (3m)_AV	Test Engineer	Bob Zhang
Factor	DRH18-E_07105	Polarity	Horizontal
EUT	ACCESS POINT	Test Voltage	By PoE
Test Mode	Transmit by BLE 1Mbps at 2402MHz		

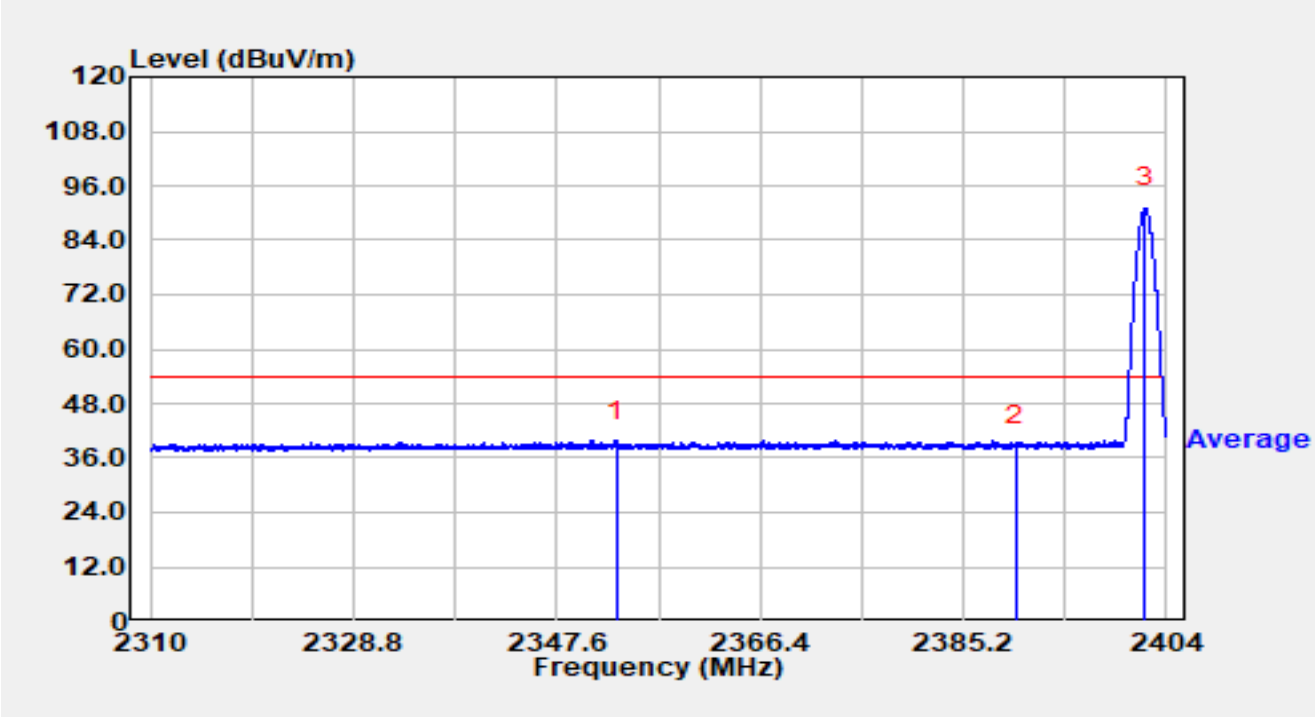

No	Mark	Frequency (MHz)	Reading (dBμV)	C.F (dB/m)	Measurement (dBμV/m)	Margin (dB)	Limit (dBμV/m)	Detector
1	*	2353.061	10.24	29.52	39.77	-14.23	54.00	Average
2		2390.000	9.08	29.59	38.67	-15.33	54.00	Average
3		2402.026	61.41	29.64	91.05	N/A	N/A	Average

Notes:

1. " * ", means this data is the worst emission level.

2. C.F (dB/m) = Antenna Factor (dB/m) + Cable Loss (dB).

3. Measurement (dBμV/m) = Reading (dBμV) + C.F (dB/m).

Site	WJ-AC2	Test Date	2025-02-11
Temperature	18.4 °C	Humidity	33.4 %
Limit	FCC_Part 15_Band Edge (3m)_PK	Test Engineer	Bob Zhang
Factor	DRH18-E_07105	Polarity	Vertical
EUT	ACCESS POINT	Test Voltage	By PoE
Test Mode	Transmit by BLE 1Mbps at 2402MHz		

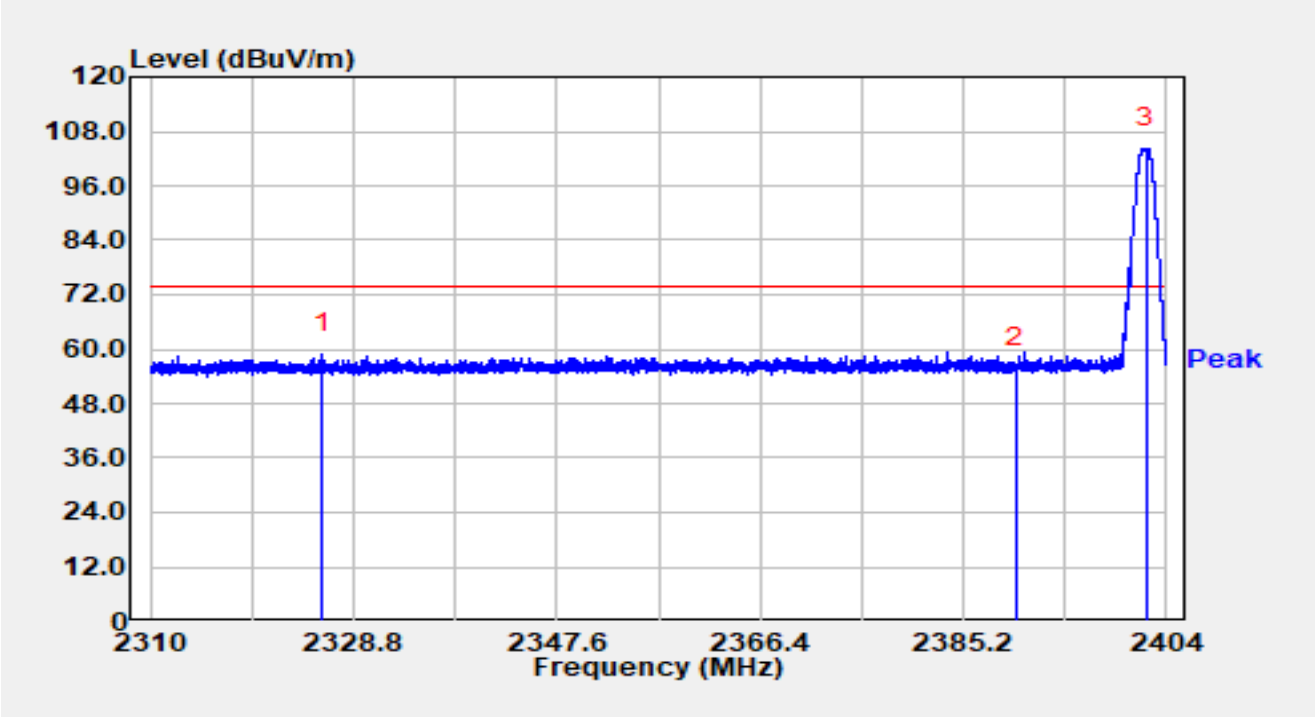

No	Mark	Frequency (MHz)	Reading (dBμV)	C.F (dB/m)	Measurement (dBμV/m)	Margin (dB)	Limit (dBμV/m)	Detector
1	*	2325.914	29.45	29.45	58.89	-15.11	74.00	Peak
2		2390.000	26.44	29.59	56.03	-17.97	74.00	Peak
3		2402.148	74.51	29.64	104.15	N/A	N/A	Peak

Notes:

1. " * ", means this data is the worst emission level.

2. C.F (dB/m) = Antenna Factor (dB/m) + Cable Loss (dB).

3. Measurement (dBμV/m) = Reading (dBμV) + C.F (dB/m).

Site	WJ-AC2	Test Date	2025-02-11
Temperature	18.4 °C	Humidity	33.4 %
Limit	FCC_Part 15_Band Edge (3m)_AV	Test Engineer	Bob Zhang
Factor	DRH18-E_07105	Polarity	Vertical
EUT	ACCESS POINT	Test Voltage	By PoE
Test Mode	Transmit by BLE 1Mbps at 2402MHz		

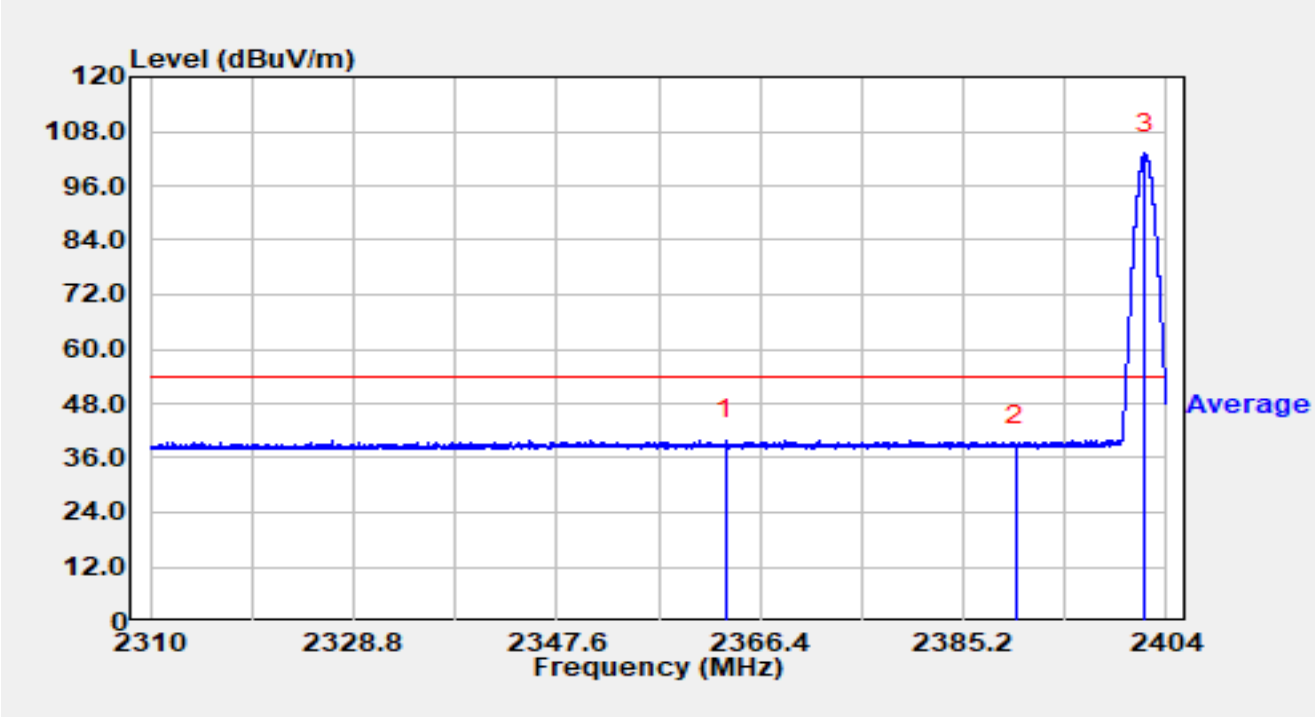

No	Mark	Frequency (MHz)	Reading (dBμV)	C.F (dB/m)	Measurement (dBμV/m)	Margin (dB)	Limit (dBμV/m)	Detector
1	*	2363.251	10.32	29.55	39.87	-14.13	54.00	Average
2		2390.000	9.17	29.59	38.76	-15.24	54.00	Average
3		2402.054	73.39	29.64	103.03	N/A	N/A	Average

Notes:

1. " * ", means this data is the worst emission level.

2. C.F (dB/m) = Antenna Factor (dB/m) + Cable Loss (dB).

3. Measurement (dBμV/m) = Reading (dBμV) + C.F (dB/m).

Site	WJ-AC2	Test Date	2025-02-11
Temperature	18.4 °C	Humidity	33.4 %
Limit	FCC_Part 15_Band Edge (3m)_PK	Test Engineer	Carl Jiang
Factor	DRH18-E_07105	Polarity	Horizontal
EUT	ACCESS POINT	Test Voltage	By PoE
Test Mode	Transmit by BLE 1Mbps at 2480MHz		

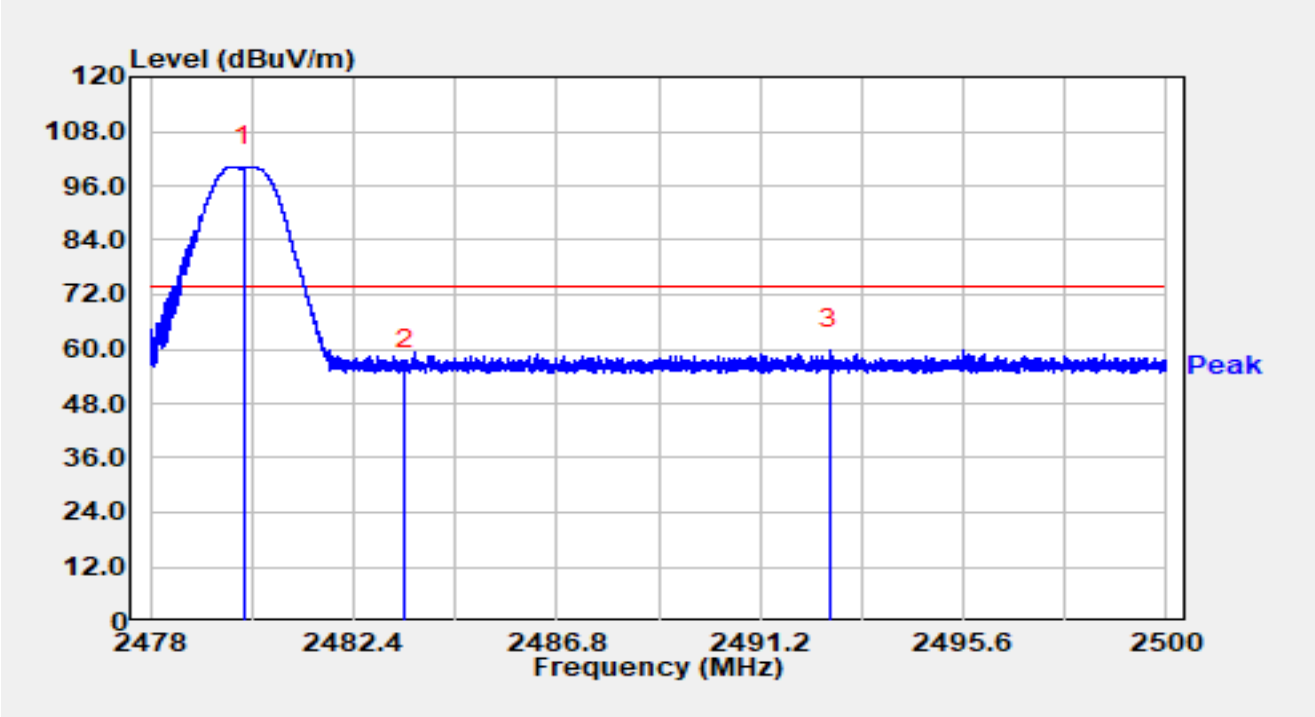

No	Mark	Frequency (MHz)	Reading (dBμV)	C.F (dB/m)	Measurement (dBμV/m)	Margin (dB)	Limit (dBμV/m)	Detector
1		2480.020	70.41	29.75	100.16	N/A	N/A	Peak
2		2483.500	25.82	29.76	55.59	-18.41	74.00	Peak
3	*	2492.711	30.11	29.79	59.90	-14.10	74.00	Peak

Notes:

1. " * ", means this data is the worst emission level.

2. C.F (dB/m) = Antenna Factor (dB/m) + Cable Loss (dB).

3. Measurement (dBμV/m) = Reading (dBμV) + C.F (dB/m).

Site	WJ-AC2	Test Date	2025-02-11
Temperature	18.4 °C	Humidity	33.4 %
Limit	FCC_Part 15_Band Edge (3m)_AV	Test Engineer	Carl Jiang
Factor	DRH18-E_07105	Polarity	Horizontal
EUT	ACCESS POINT	Test Voltage	By PoE
Test Mode	Transmit by BLE 1Mbps at 2480MHz		

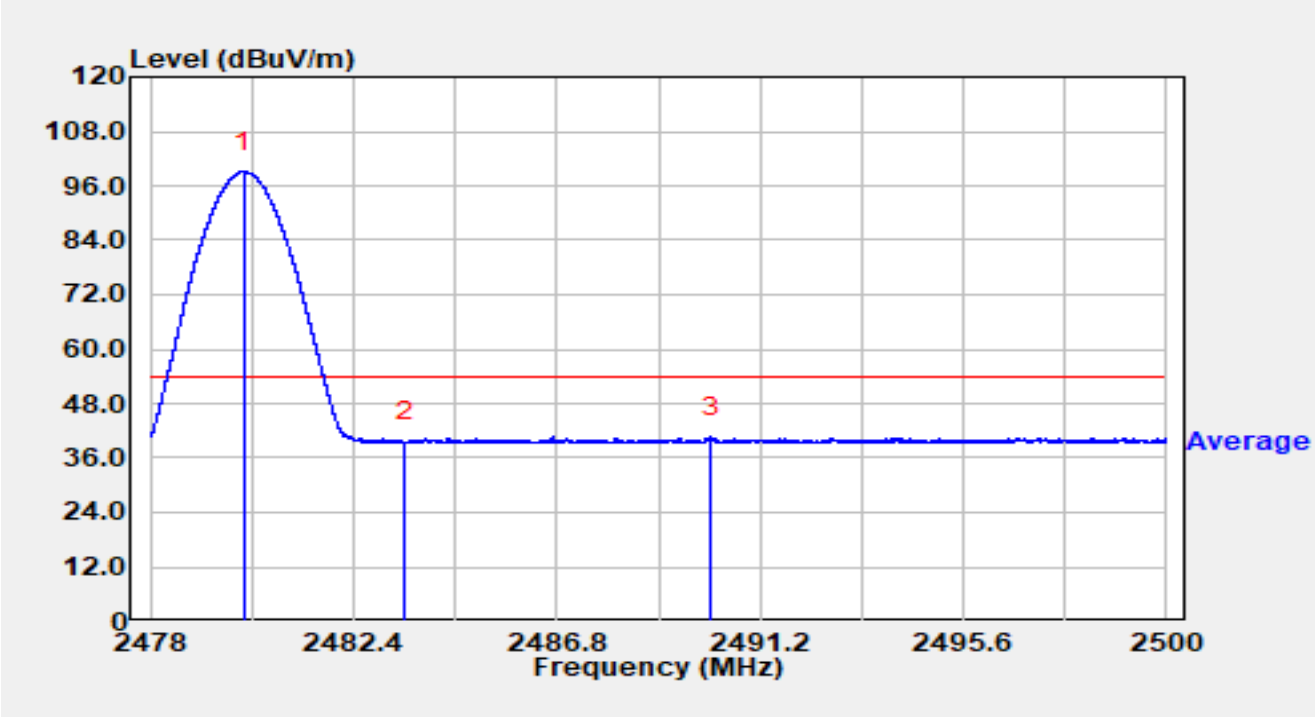

No	Mark	Frequency (MHz)	Reading (dBμV)	C.F (dB/m)	Measurement (dBμV/m)	Margin (dB)	Limit (dBμV/m)	Detector
1		2480.033	69.36	29.75	99.11	N/A	N/A	Average
2		2483.500	9.71	29.76	39.48	-14.52	54.00	Average
3	*	2490.131	10.94	29.79	40.73	-13.27	54.00	Average

Notes:

1. " * ", means this data is the worst emission level.

2. C.F (dB/m) = Antenna Factor (dB/m) + Cable Loss (dB).

3. Measurement (dBμV/m) = Reading (dBμV) + C.F (dB/m).

Site	WJ-AC2	Test Date	2025-02-11
Temperature	18.4 °C	Humidity	33.4 %
Limit	FCC_Part 15_Band Edge (3m)_PK	Test Engineer	Carl Jiang
Factor	DRH18-E_07105	Polarity	Vertical
EUT	ACCESS POINT	Test Voltage	By PoE
Test Mode	Transmit by BLE 1Mbps at 2480MHz		

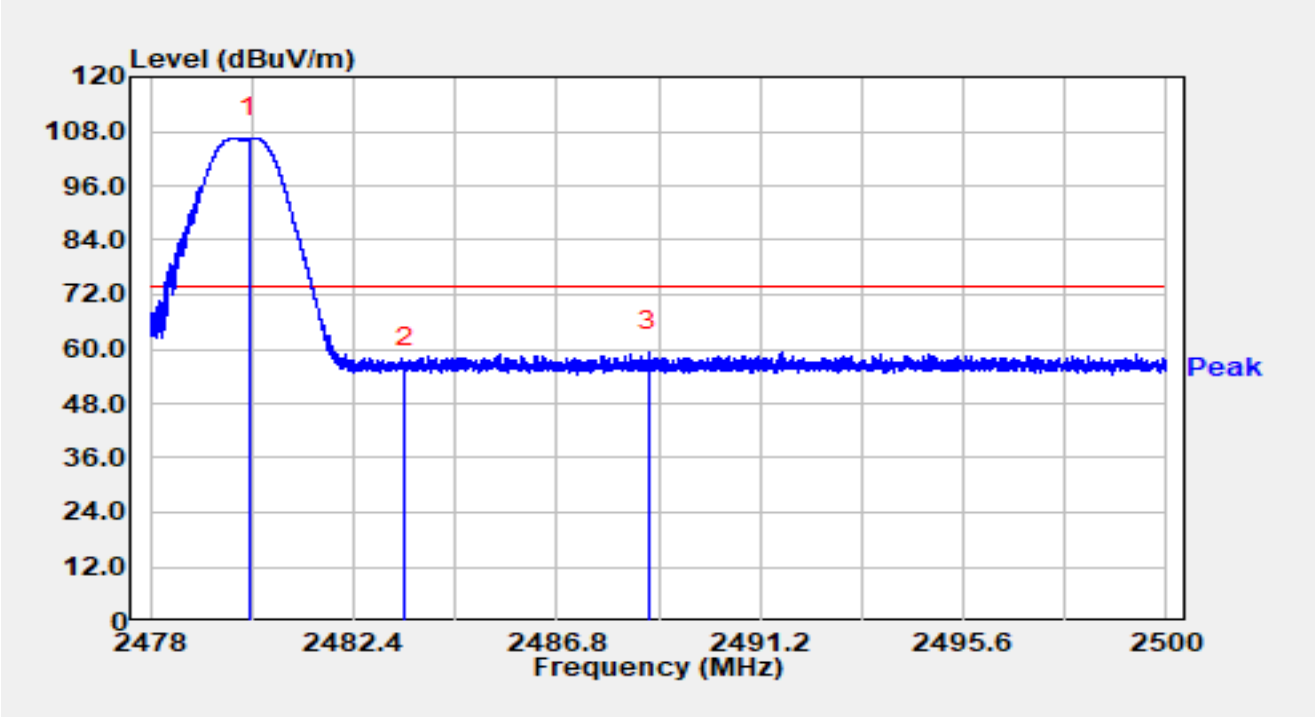

No	Mark	Frequency (MHz)	Reading (dBμV)	C.F (dB/m)	Measurement (dBμV/m)	Margin (dB)	Limit (dBμV/m)	Detector
1		2480.125	76.80	29.75	106.56	N/A	N/A	Peak
2		2483.500	26.25	29.76	56.01	-17.99	74.00	Peak
3	*	2488.793	29.68	29.78	59.46	-14.54	74.00	Peak

Notes:

1. " * ", means this data is the worst emission level.

2. C.F (dB/m) = Antenna Factor (dB/m) + Cable Loss (dB).

3. Measurement (dBμV/m) = Reading (dBμV) + C.F (dB/m).

Site	WJ-AC2	Test Date	2025-02-11
Temperature	18.4 °C	Humidity	33.4 %
Limit	FCC_Part 15_Band Edge (3m)_AV	Test Engineer	Carl Jiang
Factor	DRH18-E_07105	Polarity	Vertical
EUT	ACCESS POINT	Test Voltage	By PoE
Test Mode	Transmit by BLE 1Mbps at 2480MHz		

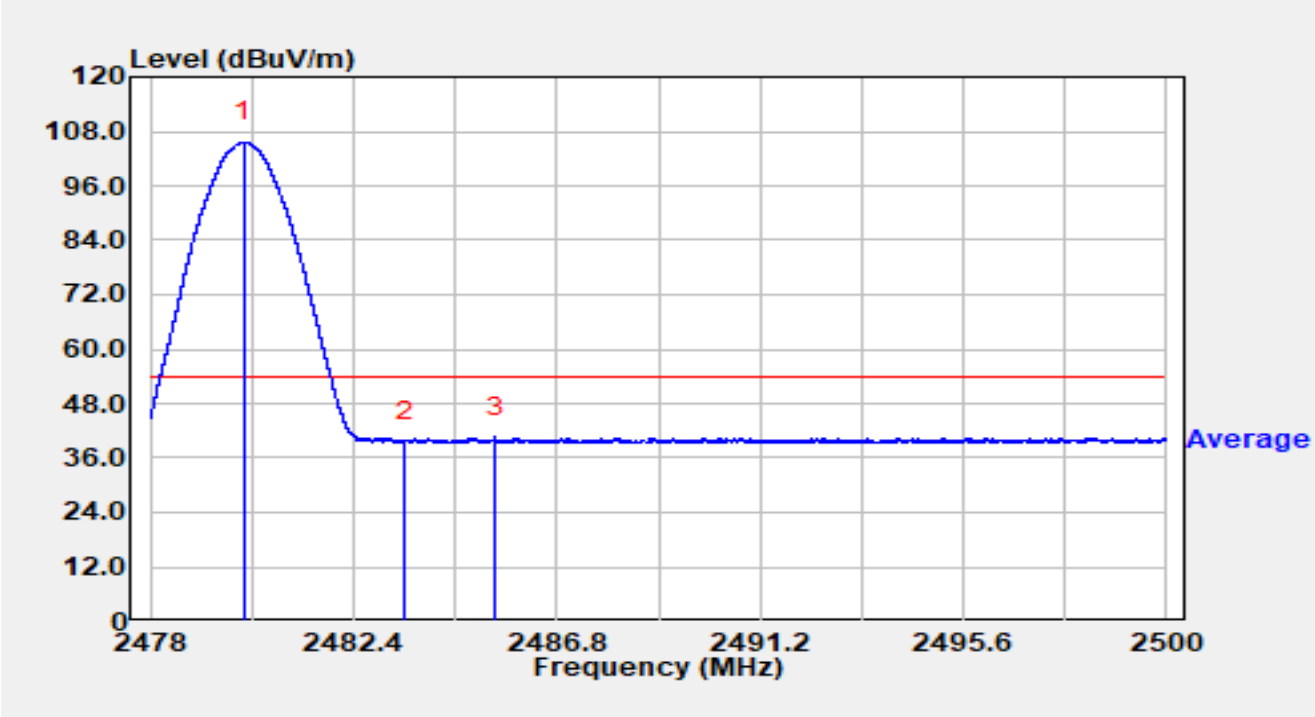

No	Mark	Frequency (MHz)	Reading (dBμV)	C.F (dB/m)	Measurement (dBμV/m)	Margin (dB)	Limit (dBμV/m)	Detector
1		2480.035	75.83	29.75	105.58	N/A	N/A	Average
2		2483.500	9.92	29.76	39.69	-14.31	54.00	Average
3	*	2485.458	10.92	29.77	40.69	-13.31	54.00	Average

Notes:

1. " * ", means this data is the worst emission level.

2. C.F (dB/m) = Antenna Factor (dB/m) + Cable Loss (dB).

3. Measurement (dBμV/m) = Reading (dBμV) + C.F (dB/m).

Site	WJ-AC2	Test Date	2025-02-11
Temperature	18.4 °C	Humidity	33.4 %
Limit	FCC_Part 15_Band Edge (3m)_PK	Test Engineer	Carl Jiang
Factor	DRH18-E_07105	Polarity	Horizontal
EUT	ACCESS POINT	Test Voltage	By PoE
Test Mode	Transmit by BLE 2Mbps at 2402MHz		

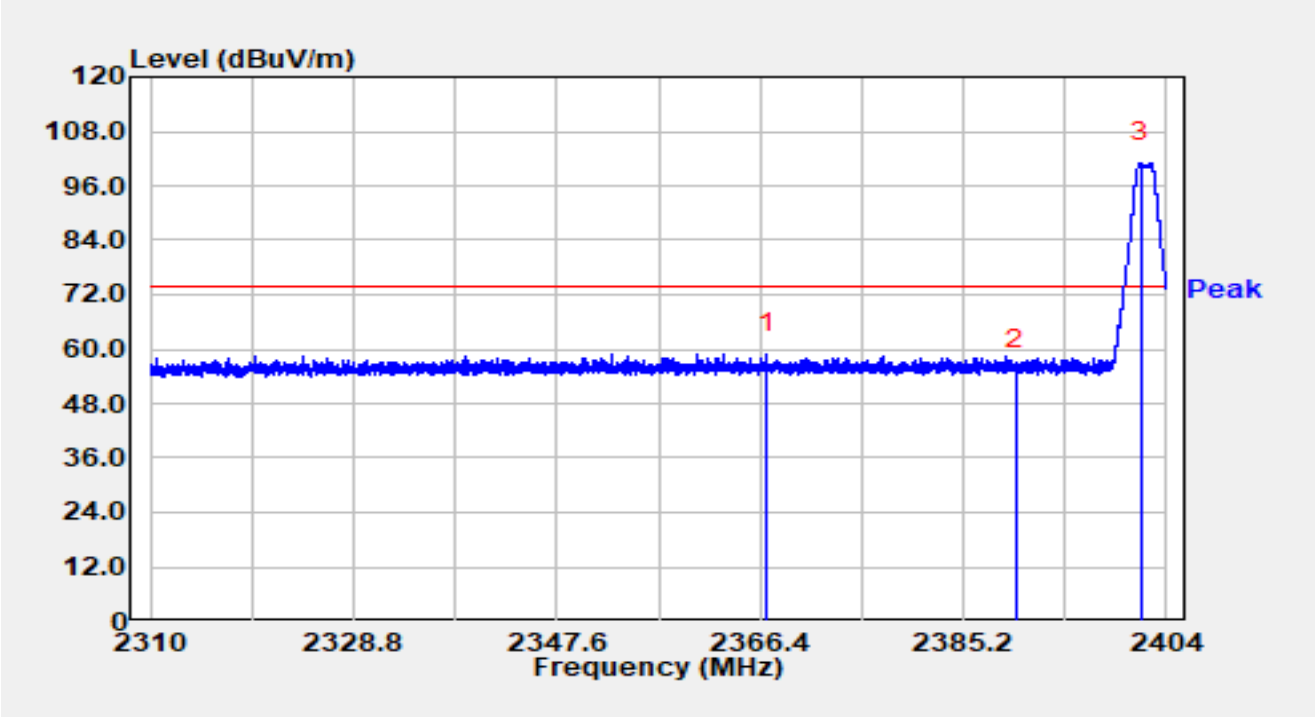

No	Mark	Frequency (MHz)	Reading (dBμV)	C.F (dB/m)	Measurement (dBμV/m)	Margin (dB)	Limit (dBμV/m)	Detector
1	*	2366.992	29.41	29.56	58.97	-15.03	74.00	Peak
2		2390.000	25.72	29.59	55.31	-18.69	74.00	Peak
3		2401.584	71.35	29.64	100.99	N/A	N/A	Peak

Notes:

1. " * ", means this data is the worst emission level.
2. C.F (dB/m) = Antenna Factor (dB/m) + Cable Loss (dB).
3. Measurement (dBμV/m) = Reading (dBμV) + C.F (dB/m).

Site	WJ-AC2	Test Date	2025-02-11
Temperature	18.4 °C	Humidity	33.4 %
Limit	FCC_Part 15_Band Edge (3m)_AV	Test Engineer	Carl Jiang
Factor	DRH18-E_07105	Polarity	Horizontal
EUT	ACCESS POINT	Test Voltage	By PoE
Test Mode	Transmit by BLE 2Mbps at 2402MHz		

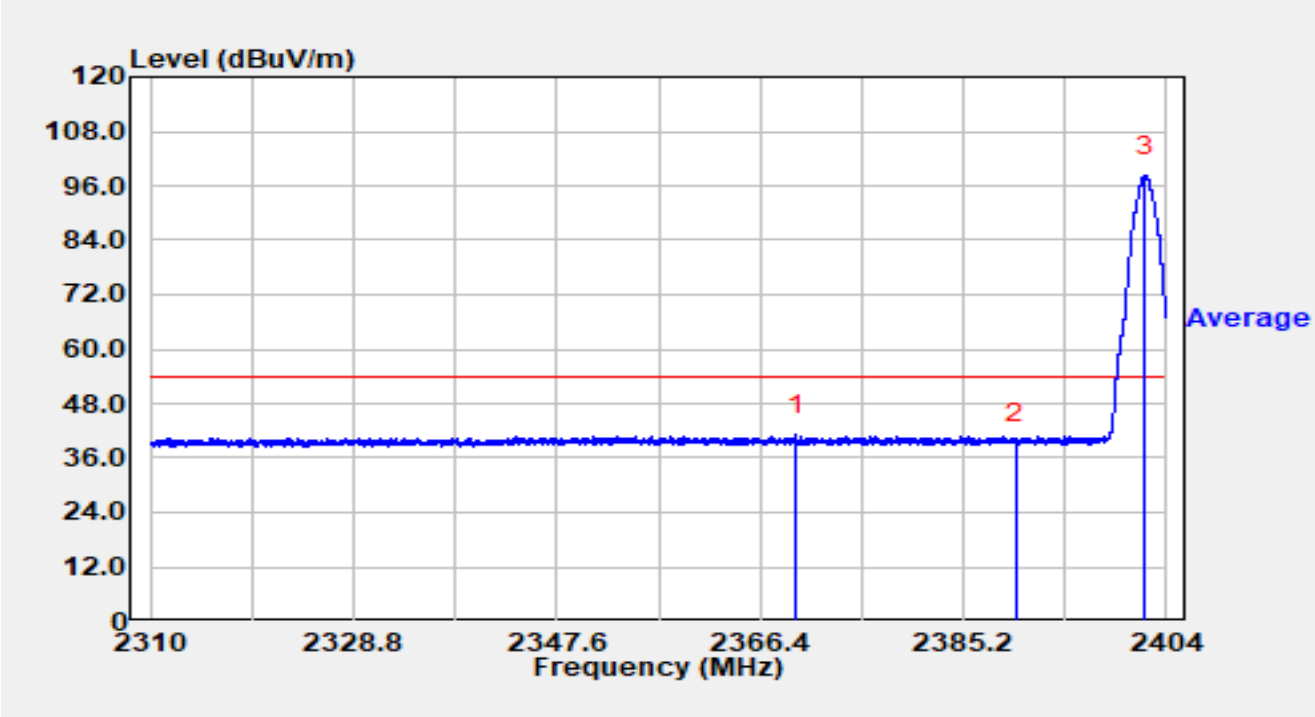

No	Mark	Frequency (MHz)	Reading (dBμV)	C.F (dB/m)	Measurement (dBμV/m)	Margin (dB)	Limit (dBμV/m)	Detector
1	*	2369.737	11.43	29.56	40.99	-13.01	54.00	Average
2		2390.000	9.75	29.59	39.34	-14.66	54.00	Average
3		2402.026	68.60	29.64	98.24	N/A	N/A	Average

Notes:

1. " * ", means this data is the worst emission level.
2. C.F (dB/m) = Antenna Factor (dB/m) + Cable Loss (dB).
3. Measurement (dBμV/m) = Reading (dBμV) + C.F (dB/m).

Site	WJ-AC2	Test Date	2025-02-11
Temperature	18.4 °C	Humidity	33.4 %
Limit	FCC_Part 15_Band Edge (3m)_PK	Test Engineer	Carl Jiang
Factor	DRH18-E_07105	Polarity	Vertical
EUT	ACCESS POINT	Test Voltage	By PoE
Test Mode	Transmit by BLE 2Mbps at 2402MHz		

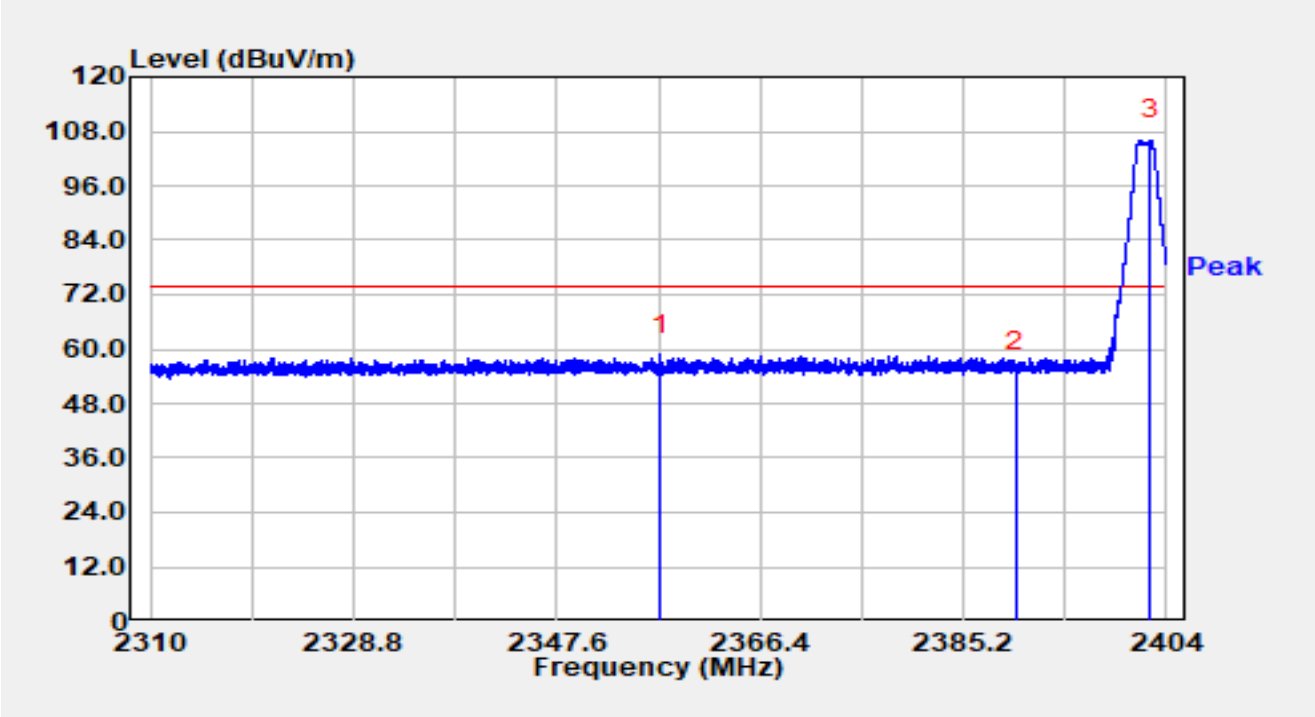

No	Mark	Frequency (MHz)	Reading (dBμV)	C.F (dB/m)	Measurement (dBμV/m)	Margin (dB)	Limit (dBμV/m)	Detector
1	*	2357.160	29.28	29.53	58.82	-15.18	74.00	Peak
2		2390.000	25.50	29.59	55.09	-18.91	74.00	Peak
3		2402.524	76.49	29.64	106.13	N/A	N/A	Peak

Notes:

1. " * ", means this data is the worst emission level.

2. C.F (dB/m) = Antenna Factor (dB/m) + Cable Loss (dB).

3. Measurement (dBμV/m) = Reading (dBμV) + C.F (dB/m).

Site	WJ-AC2	Test Date	2025-02-11
Temperature	18.4 °C	Humidity	33.4 %
Limit	FCC_Part 15_Band Edge (3m)_AV	Test Engineer	Carl Jiang
Factor	DRH18-E_07105	Polarity	Vertical
EUT	ACCESS POINT	Test Voltage	By PoE
Test Mode	Transmit by BLE 2Mbps at 2402MHz		

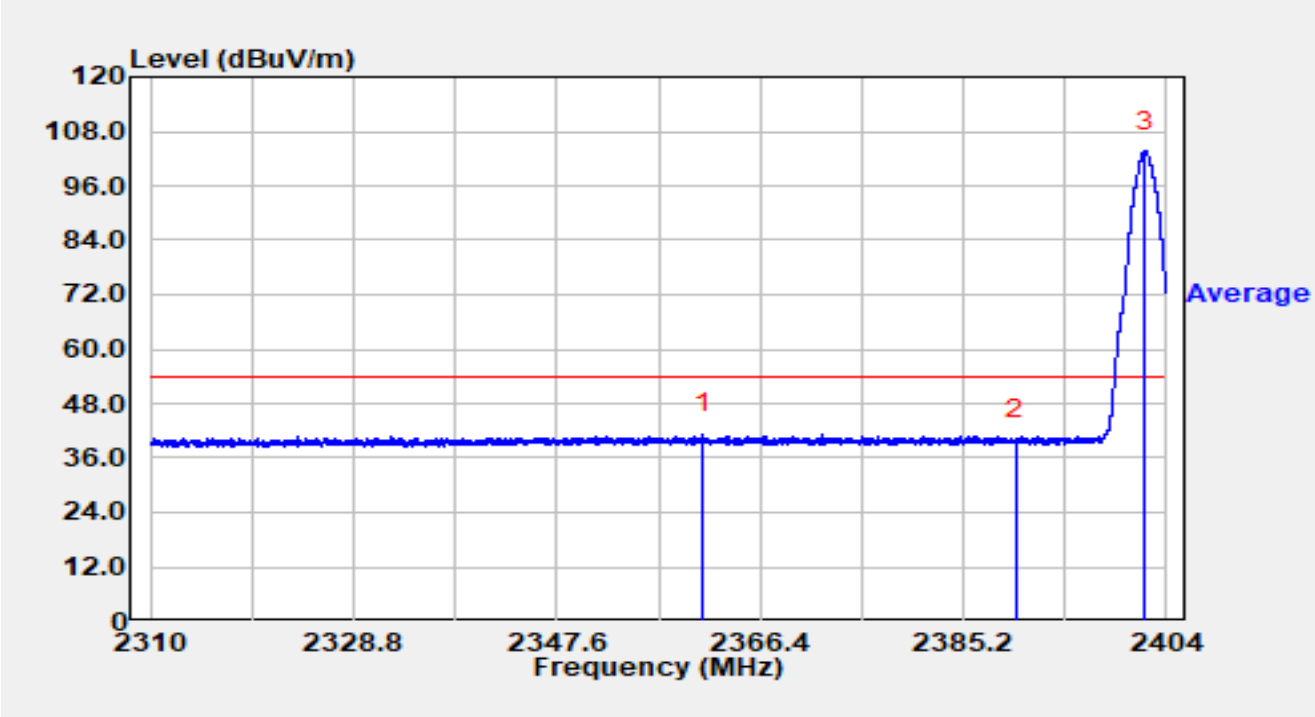

No	Mark	Frequency (MHz)	Reading (dBμV)	C.F (dB/m)	Measurement (dBμV/m)	Margin (dB)	Limit (dBμV/m)	Detector
1	*	2361.108	11.84	29.55	41.39	-12.61	54.00	Average
2		2390.000	10.50	29.59	40.09	-13.91	54.00	Average
3		2402.045	74.00	29.64	103.64	N/A	N/A	Average

Notes:

1. " * ", means this data is the worst emission level.
2. C.F (dB/m) = Antenna Factor (dB/m) + Cable Loss (dB).
3. Measurement (dBμV/m) = Reading (dBμV) + C.F (dB/m).

Site	WJ-AC2	Test Date	2025-02-11
Temperature	18.4 °C	Humidity	33.4 %
Limit	FCC_Part 15_Band Edge (3m)_PK	Test Engineer	Carl Jiang
Factor	DRH18-E_07105	Polarity	Horizontal
EUT	ACCESS POINT	Test Voltage	By PoE
Test Mode	Transmit by BLE 2Mbps at 2480MHz		

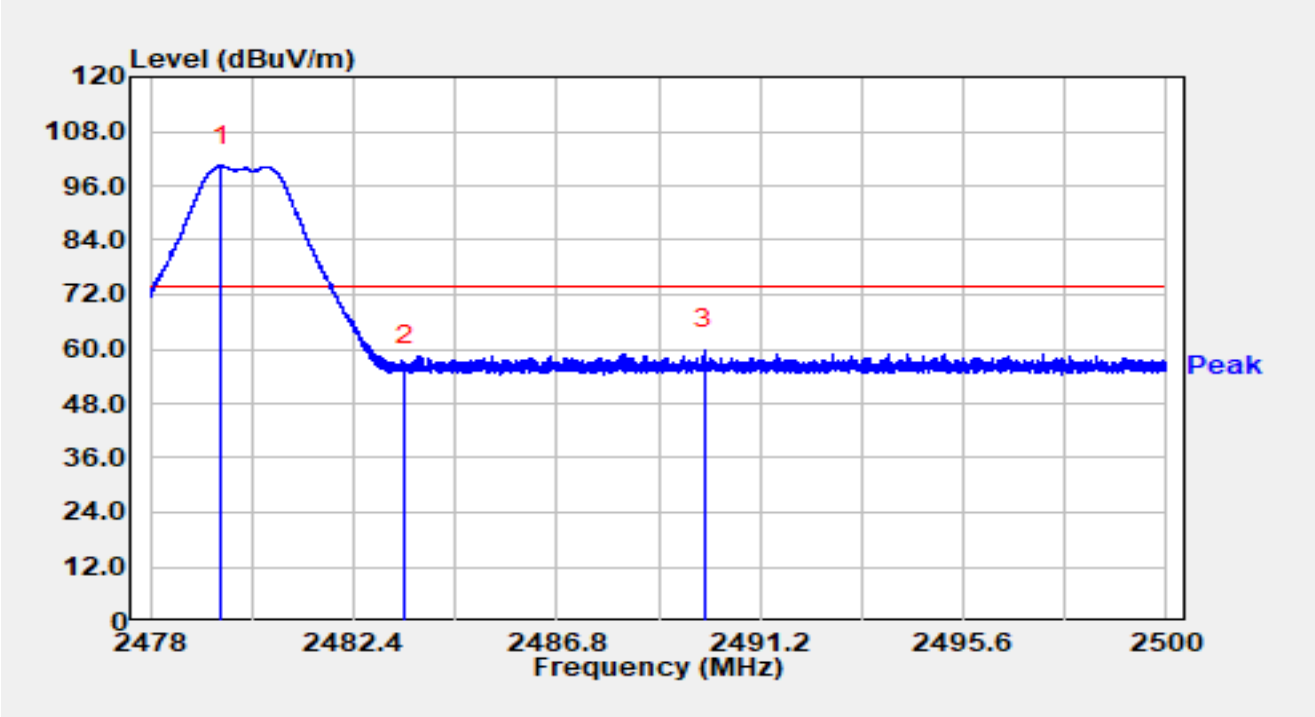

No	Mark	Frequency (MHz)	Reading (dBμV)	C.F (dB/m)	Measurement (dBμV/m)	Margin (dB)	Limit (dBμV/m)	Detector
1		2479.522	70.65	29.75	100.40	N/A	N/A	Peak
2		2483.500	26.63	29.76	56.39	-17.61	74.00	Peak
3	*	2489.986	30.11	29.79	59.90	-14.10	74.00	Peak

Notes:

1. " * ", means this data is the worst emission level.

2. C.F (dB/m) = Antenna Factor (dB/m) + Cable Loss (dB).

3. Measurement (dBμV/m) = Reading (dBμV) + C.F (dB/m).

Site	WJ-AC2	Test Date	2025-02-11
Temperature	18.4 °C	Humidity	33.4 %
Limit	FCC_Part 15_Band Edge (3m)_AV	Test Engineer	Carl Jiang
Factor	DRH18-E_07105	Polarity	Horizontal
EUT	ACCESS POINT	Test Voltage	By PoE
Test Mode	Transmit by BLE 2Mbps at 2480MHz		

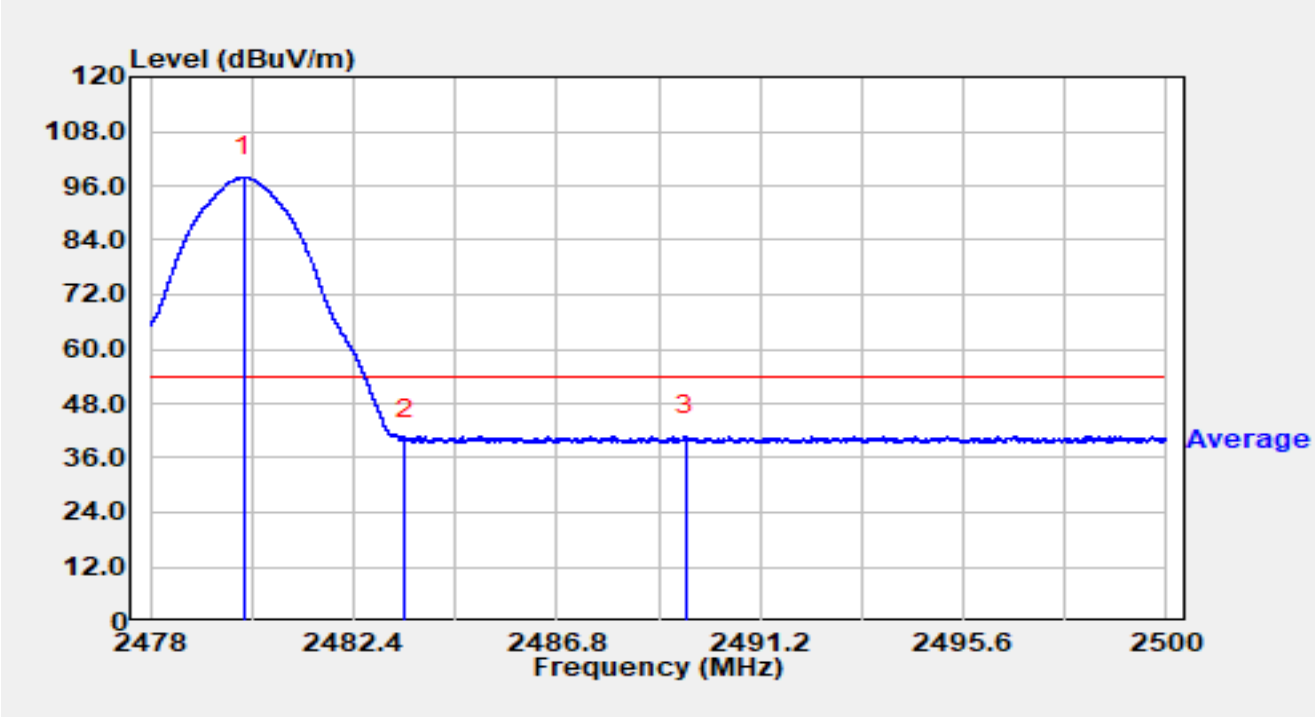

No	Mark	Frequency (MHz)	Reading (dBμV)	C.F (dB/m)	Measurement (dBμV/m)	Margin (dB)	Limit (dBμV/m)	Detector
1		2480.035	68.13	29.75	97.88	N/A	N/A	Average
2		2483.500	10.25	29.76	40.01	-13.99	54.00	Average
3	*	2489.579	11.19	29.79	40.98	-13.02	54.00	Average

Notes:

1. " * ", means this data is the worst emission level.

2. C.F (dB/m) = Antenna Factor (dB/m) + Cable Loss (dB).

3. Measurement (dBμV/m) = Reading (dBμV) + C.F (dB/m).

Site	WJ-AC2	Test Date	2025-02-11
Temperature	18.4 °C	Humidity	33.4 %
Limit	FCC_Part 15_Band Edge (3m)_PK	Test Engineer	Carl Jiang
Factor	DRH18-E_07105	Polarity	Vertical
EUT	ACCESS POINT	Test Voltage	By PoE
Test Mode	Transmit by BLE 2Mbps at 2480MHz		

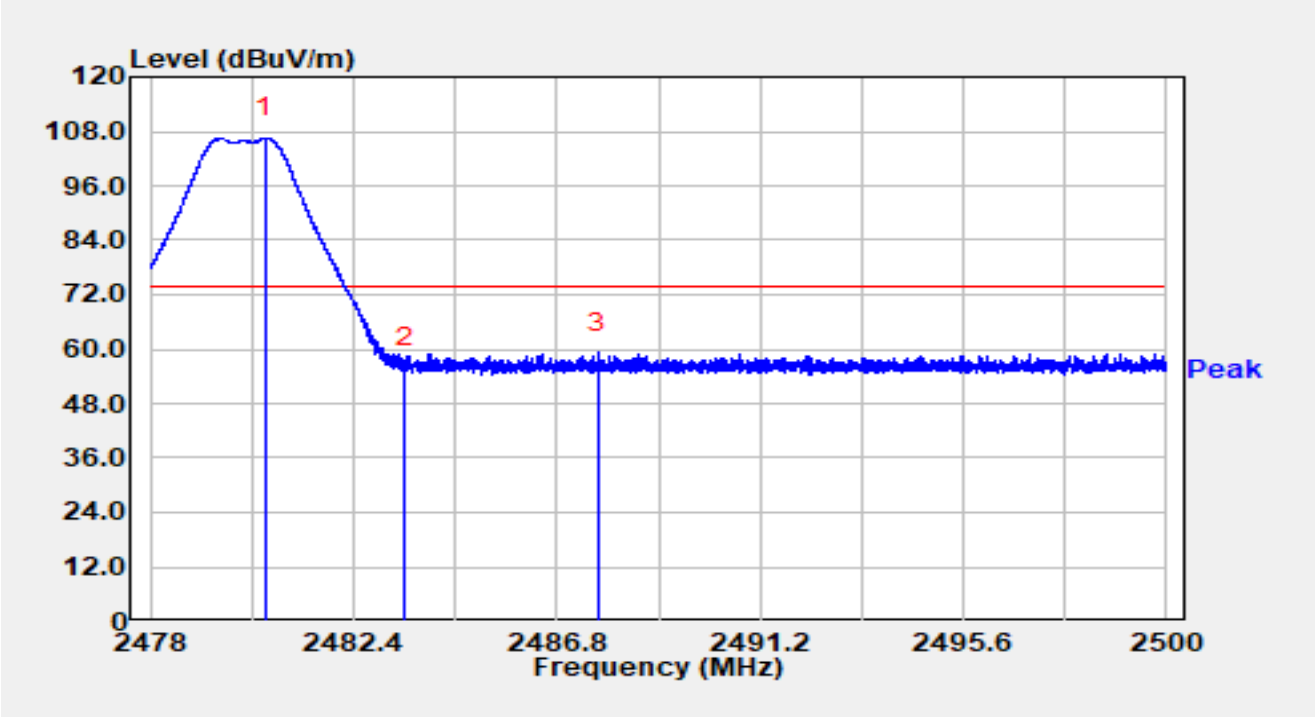

No	Mark	Frequency (MHz)	Reading (dBμV)	C.F (dB/m)	Measurement (dBμV/m)	Margin (dB)	Limit (dBμV/m)	Detector
1		2480.495	76.67	29.75	106.43	N/A	N/A	Peak
2		2483.500	26.35	29.76	56.11	-17.89	74.00	Peak
3	*	2487.693	29.50	29.78	59.28	-14.72	74.00	Peak

Notes:

1. " * ", means this data is the worst emission level.

2. C.F (dB/m) = Antenna Factor (dB/m) + Cable Loss (dB).

3. Measurement (dBμV/m) = Reading (dBμV) + C.F (dB/m).

Site	WJ-AC2	Test Date	2025-02-11
Temperature	18.4 °C	Humidity	33.4 %
Limit	FCC_Part 15_Band Edge (3m)_AV	Test Engineer	Carl Jiang
Factor	DRH18-E_07105	Polarity	Vertical
EUT	ACCESS POINT	Test Voltage	By PoE
Test Mode	Transmit by BLE 2Mbps at 2480MHz		

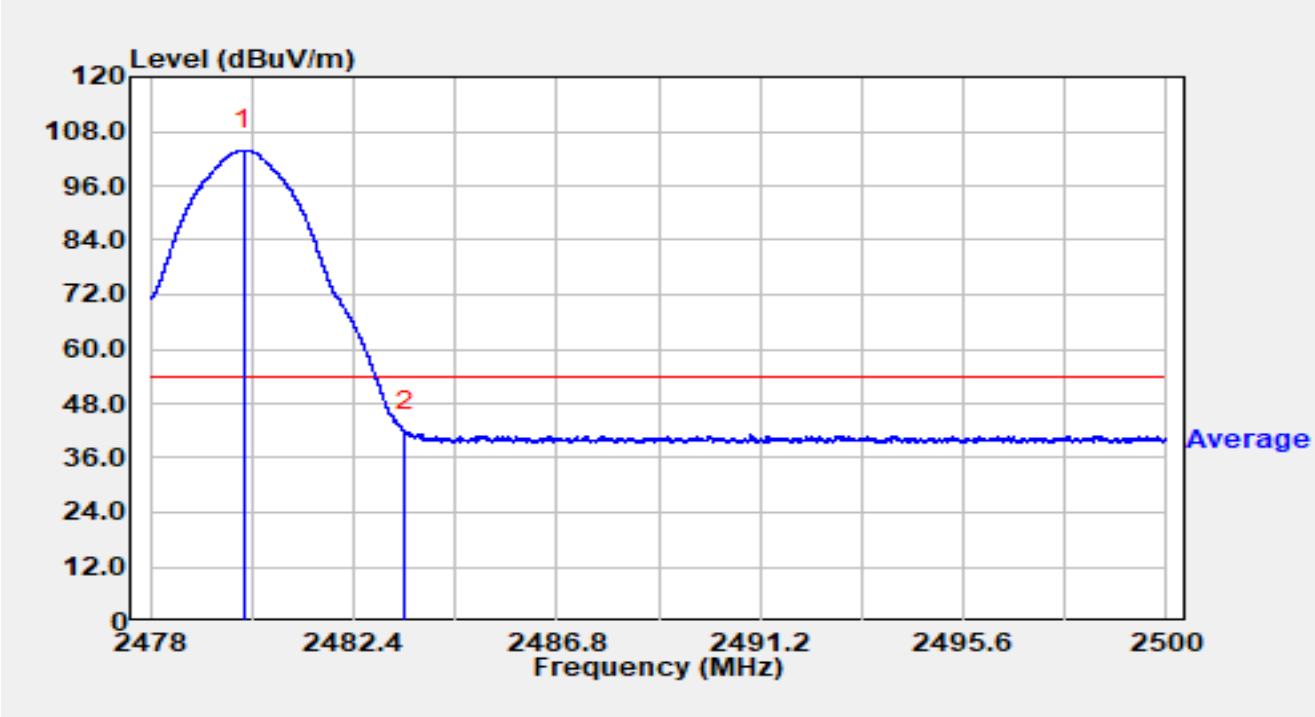

No	Mark	Frequency (MHz)	Reading (dBμV)	C.F (dB/m)	Measurement (dBμV/m)	Margin (dB)	Limit (dBμV/m)	Detector
1		2480.035	74.16	29.75	103.91	N/A	N/A	Average
2	*	2483.500	12.15	29.76	41.91	-12.09	54.00	Average

Notes:

1. " * ", means this data is the worst emission level.

2. C.F (dB/m) = Antenna Factor (dB/m) + Cable Loss (dB).

3. Measurement (dBμV/m) = Reading (dBμV) + C.F (dB/m).

Core 1

Site	WJ-AC2	Test Date	2025-02-11
Temperature	18.4 °C	Humidity	33.4 %
Limit	FCC_Part 15_Band Edge (3m)_PK	Test Engineer	Carl Jiang
Factor	DRH18-E_07105	Polarity	Horizontal
EUT	ACCESS POINT	Test Voltage	By PoE
Test Mode	Transmit by BLE 1Mbps at 2402MHz		

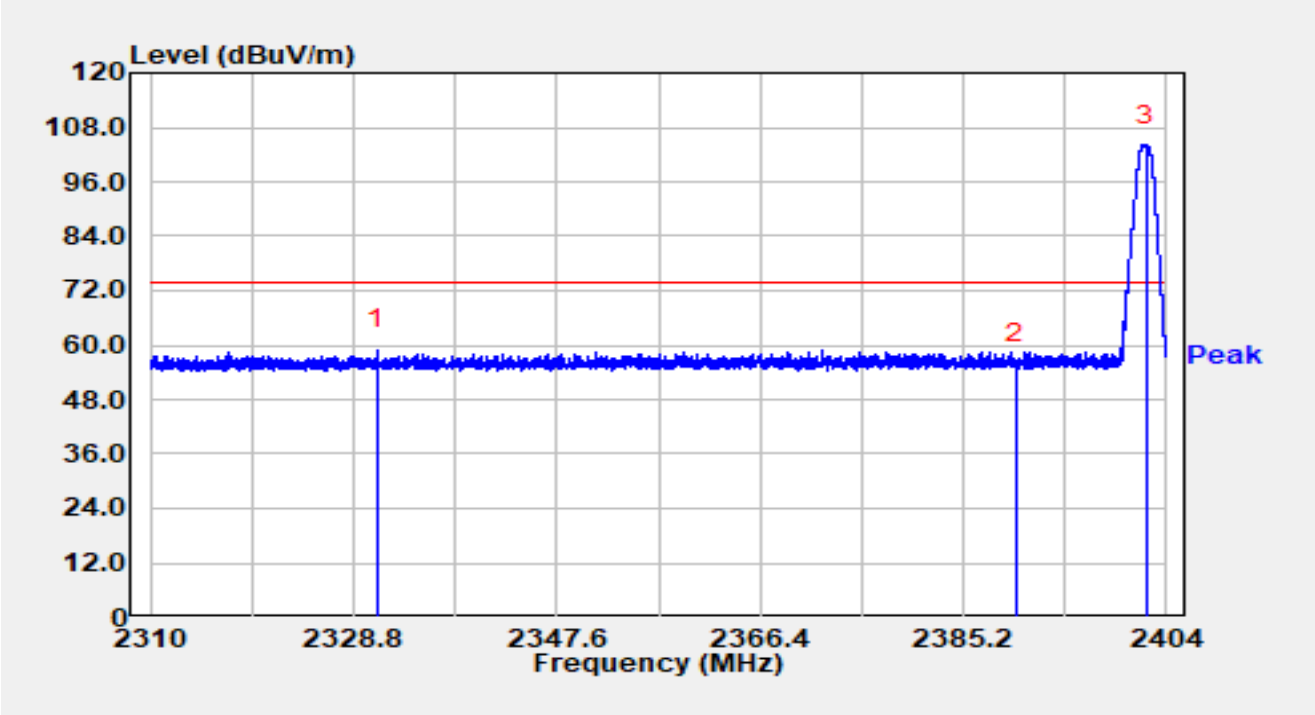

No	Mark	Frequency (MHz)	Reading (dBμV)	C.F (dB/m)	Measurement (dBμV/m)	Margin (dB)	Limit (dBμV/m)	Detector
1	*	2330.924	29.42	29.45	58.87	-15.13	74.00	Peak
2		2390.000	26.53	29.59	56.13	-17.87	74.00	Peak
3		2402.111	74.43	29.64	104.07	N/A	N/A	Peak

Notes:

1. " * ", means this data is the worst emission level.

2. C.F (dB/m) = Antenna Factor (dB/m) + Cable Loss (dB).

3. Measurement (dBμV/m) = Reading (dBμV) + C.F (dB/m).

Site	WJ-AC2	Test Date	2025-02-11
Temperature	18.4 °C	Humidity	33.4 %
Limit	FCC_Part 15_Band Edge (3m)_AV	Test Engineer	Carl Jiang
Factor	DRH18-E_07105	Polarity	Horizontal
EUT	ACCESS POINT	Test Voltage	By PoE
Test Mode	Transmit by BLE 1Mbps at 2402MHz		

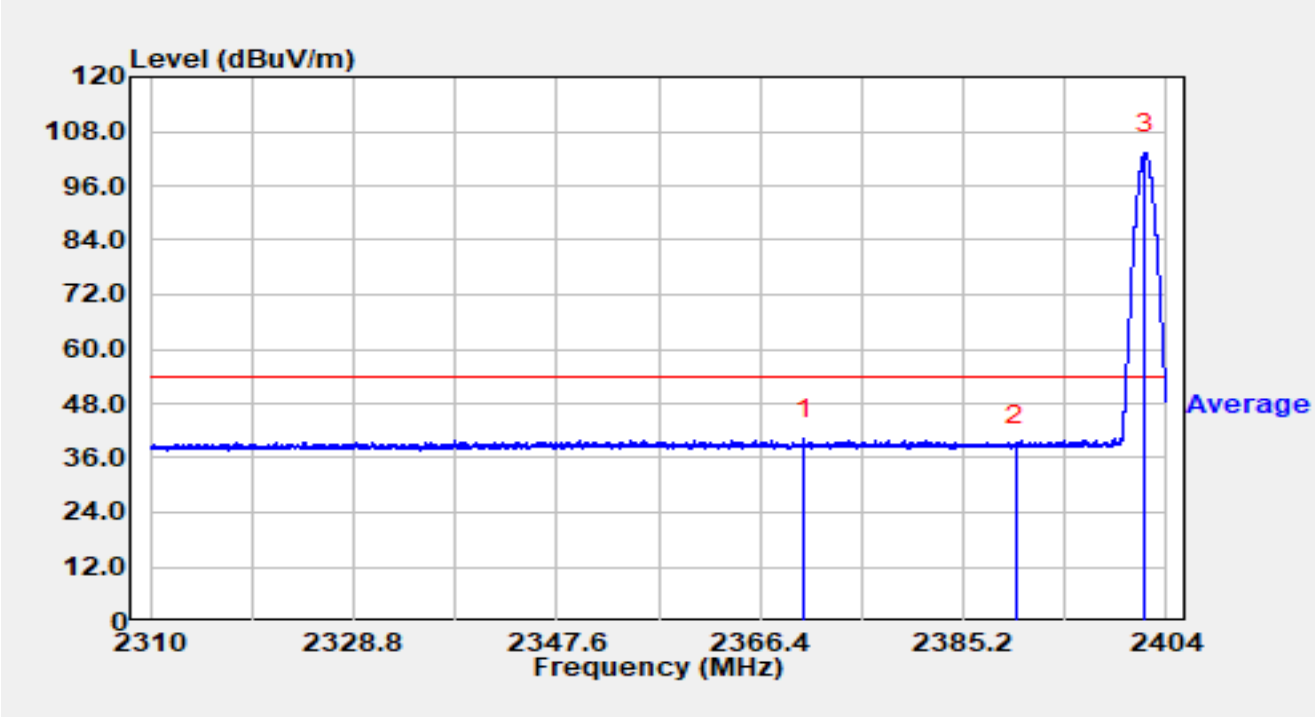

No	Mark	Frequency (MHz)	Reading (dBμV)	C.F (dB/m)	Measurement (dBμV/m)	Margin (dB)	Limit (dBμV/m)	Detector
1	*	2370.442	10.72	29.56	40.28	-13.72	54.00	Average
2		2390.000	9.02	29.59	38.62	-15.38	54.00	Average
3		2402.026	73.45	29.64	103.09	N/A	N/A	Average

Notes:

1. " * ", means this data is the worst emission level.
2. C.F (dB/m) = Antenna Factor (dB/m) + Cable Loss (dB).
3. Measurement (dBμV/m) = Reading (dBμV) + C.F (dB/m).

Site	WJ-AC2	Test Date	2025-02-11
Temperature	18.4 °C	Humidity	33.4 %
Limit	FCC_Part 15_Band Edge (3m)_PK	Test Engineer	Carl Jiang
Factor	DRH18-E_07105	Polarity	Vertical
EUT	ACCESS POINT	Test Voltage	By PoE
Test Mode	Transmit by BLE 1Mbps at 2402MHz		

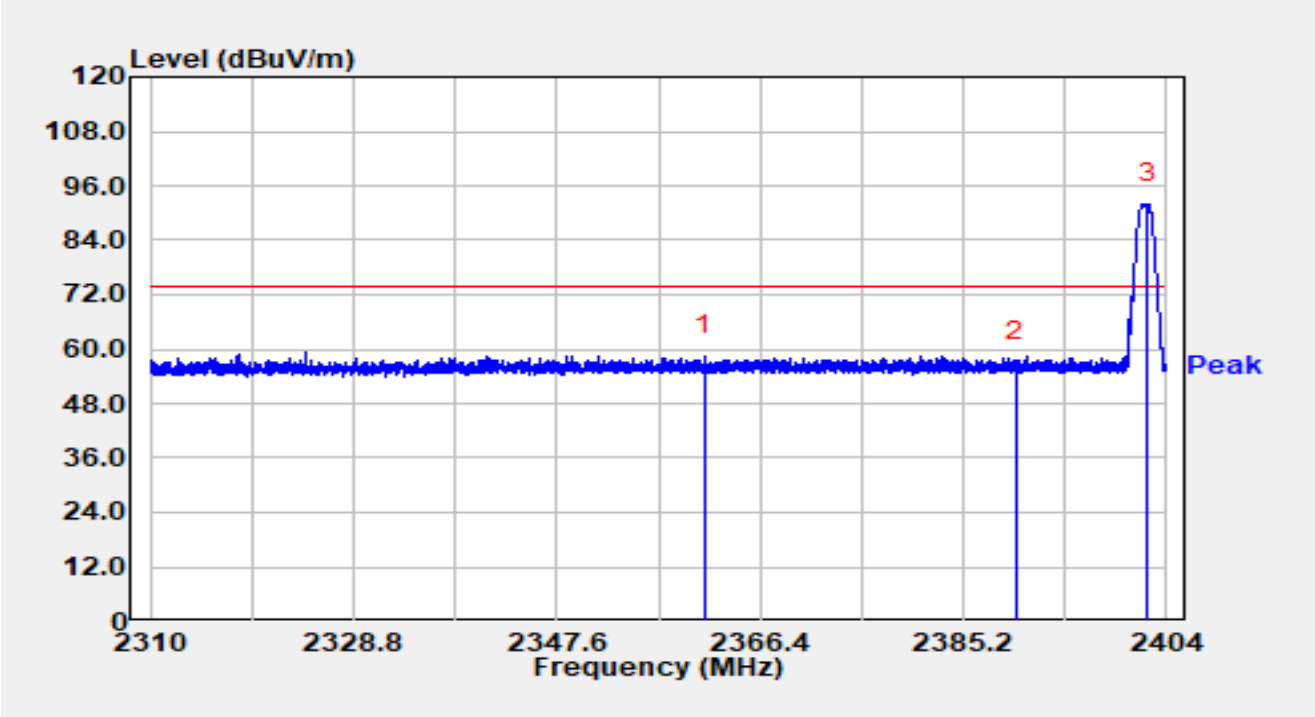

No	Mark	Frequency (MHz)	Reading (dBμV)	C.F (dB/m)	Measurement (dBμV/m)	Margin (dB)	Limit (dBμV/m)	Detector
1	*	2361.258	29.07	29.55	58.62	-15.38	74.00	Peak
2		2390.000	27.73	29.59	57.32	-16.68	74.00	Peak
3		2402.280	62.31	29.64	91.95	N/A	N/A	Peak

Notes:

1. " * ", means this data is the worst emission level.

2. C.F (dB/m) = Antenna Factor (dB/m) + Cable Loss (dB).

3. Measurement (dBμV/m) = Reading (dBμV) + C.F (dB/m).

Site	WJ-AC2	Test Date	2025-02-11
Temperature	18.4 °C	Humidity	33.4 %
Limit	FCC_Part 15_Band Edge (3m)_AV	Test Engineer	Carl Jiang
Factor	DRH18-E_07105	Polarity	Vertical
EUT	ACCESS POINT	Test Voltage	By PoE
Test Mode	Transmit by BLE 1Mbps at 2402MHz		

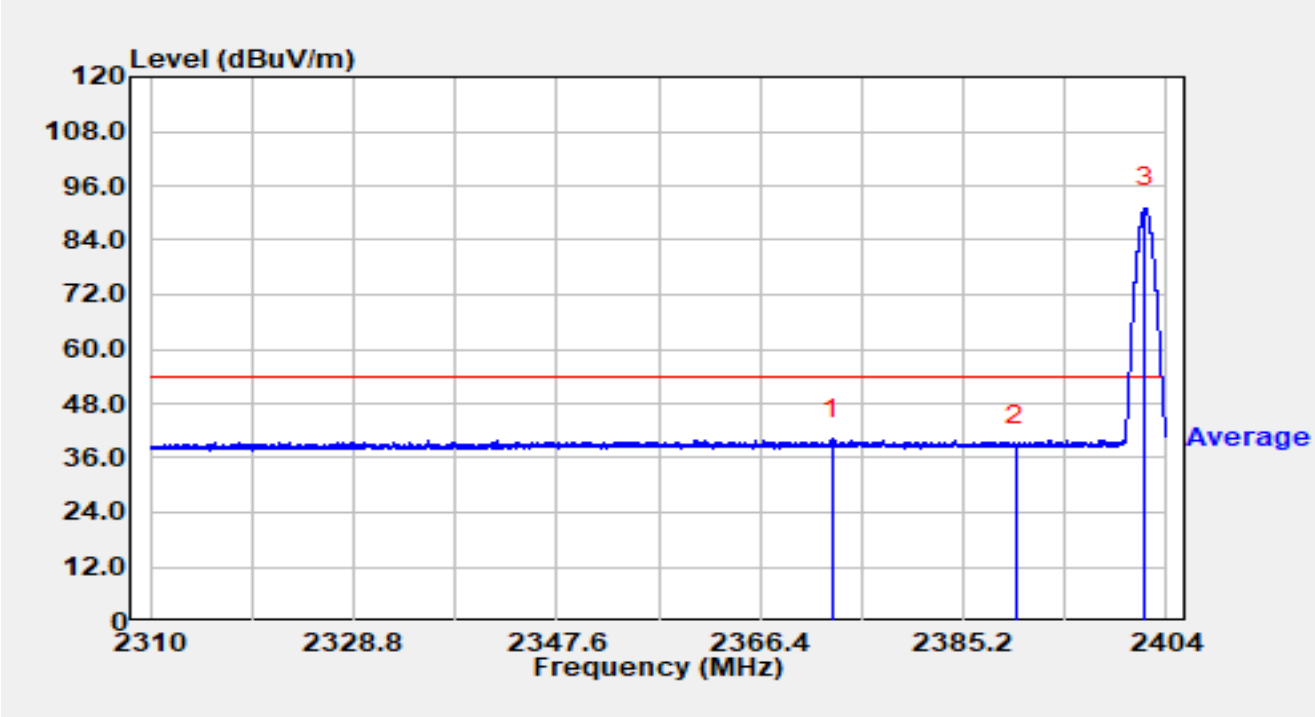

No	Mark	Frequency (MHz)	Reading (dBμV)	C.F (dB/m)	Measurement (dBμV/m)	Margin (dB)	Limit (dBμV/m)	Detector
1	*	2373.008	10.59	29.56	40.16	-13.84	54.00	Average
2		2390.000	8.92	29.59	38.52	-15.48	54.00	Average
3		2402.045	61.39	29.64	91.03	N/A	N/A	Average

Notes:

1. " * ", means this data is the worst emission level.

2. C.F (dB/m) = Antenna Factor (dB/m) + Cable Loss (dB).

3. Measurement (dBμV/m) = Reading (dBμV) + C.F (dB/m).

Site	WJ-AC2	Test Date	2025-02-11
Temperature	18.4 °C	Humidity	33.4 %
Limit	FCC_Part 15_Band Edge (3m)_PK	Test Engineer	Carl Jiang
Factor	DRH18-E_07105	Polarity	Horizontal
EUT	ACCESS POINT	Test Voltage	By PoE
Test Mode	Transmit by BLE 1Mbps at 2480MHz		

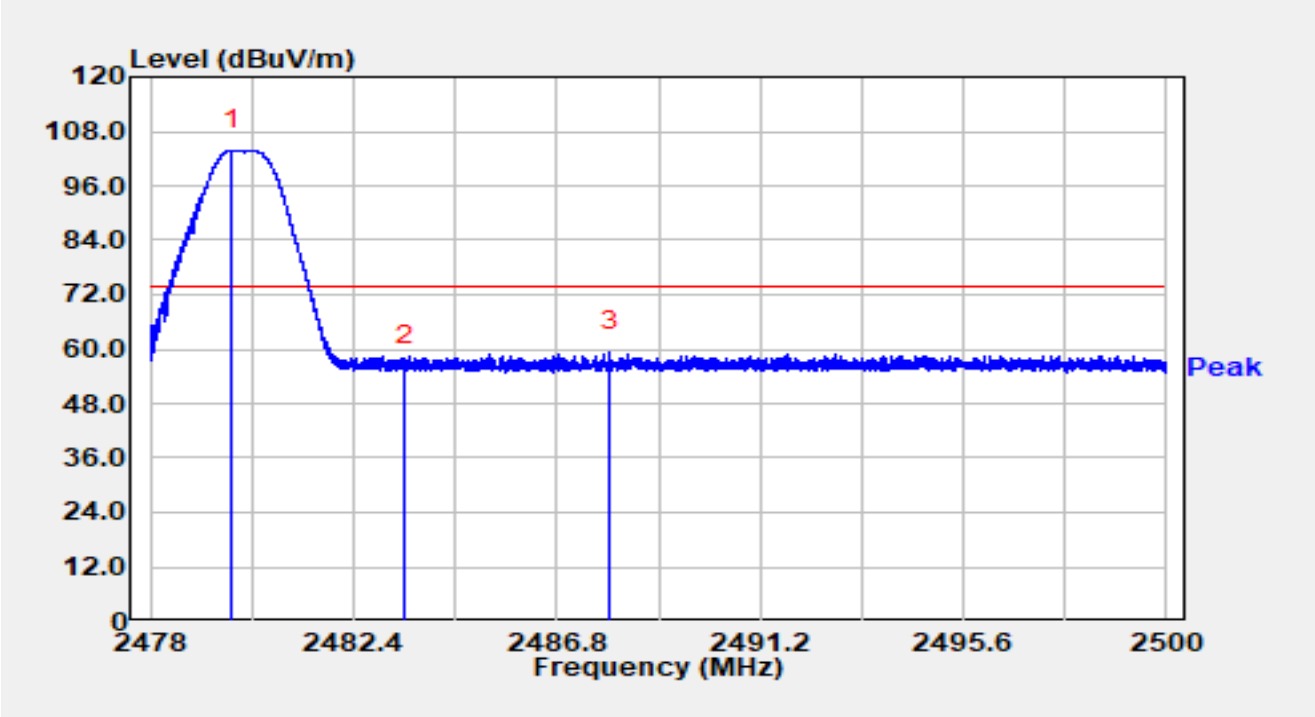

No	Mark	Frequency (MHz)	Reading (dBμV)	C.F (dB/m)	Measurement (dBμV/m)	Margin (dB)	Limit (dBμV/m)	Detector
1		2479.769	74.08	29.75	103.84	N/A	N/A	Peak
2		2483.500	26.68	29.76	56.44	-17.56	74.00	Peak
3	*	2487.935	29.69	29.78	59.47	-14.53	74.00	Peak

Notes:

1. " * ", means this data is the worst emission level.

2. C.F (dB/m) = Antenna Factor (dB/m) + Cable Loss (dB).

3. Measurement (dBμV/m) = Reading (dBμV) + C.F (dB/m).

Site	WJ-AC2	Test Date	2025-02-11
Temperature	18.4 °C	Humidity	33.4 %
Limit	FCC_Part 15_Band Edge (3m)_AV	Test Engineer	Carl Jiang
Factor	DRH18-E_07105	Polarity	Horizontal
EUT	ACCESS POINT	Test Voltage	By PoE
Test Mode	Transmit by BLE 1Mbps at 2480MHz		

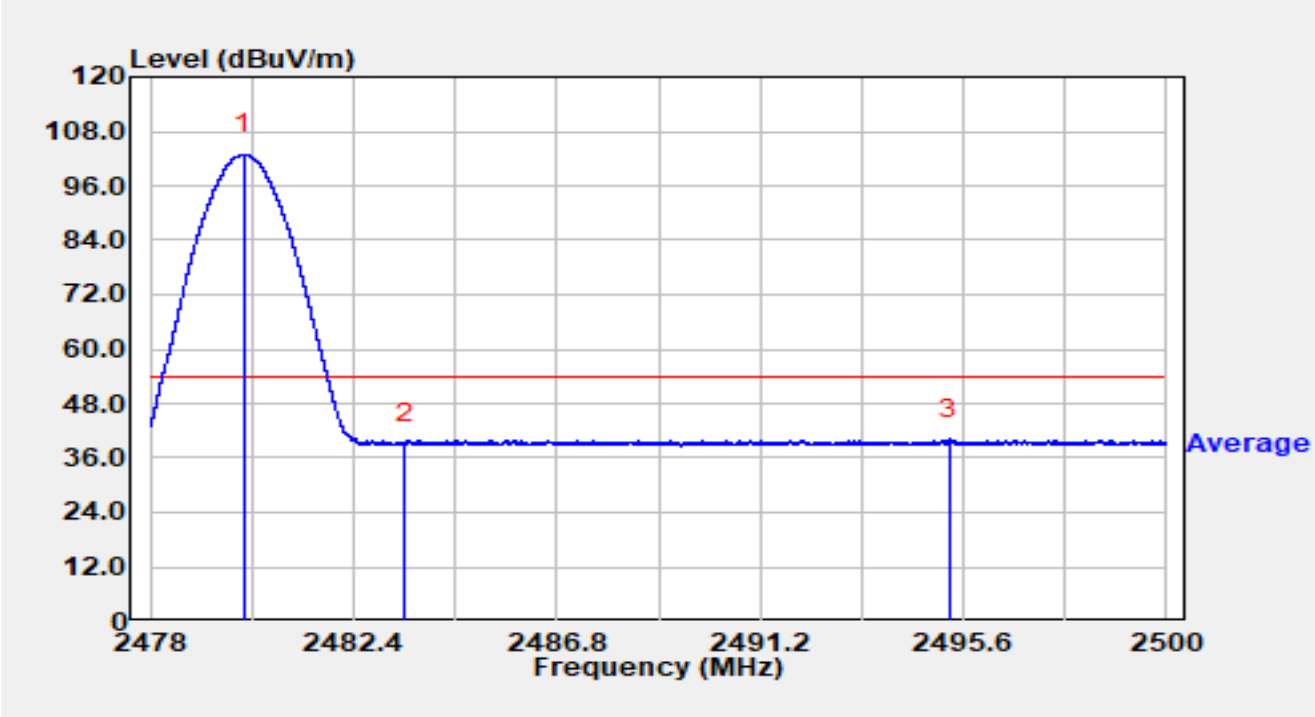

No	Mark	Frequency (MHz)	Reading (dBμV)	C.F (dB/m)	Measurement (dBμV/m)	Margin (dB)	Limit (dBμV/m)	Detector
1		2480.031	73.16	29.75	102.91	N/A	N/A	Average
2		2483.500	9.32	29.76	39.08	-14.92	54.00	Average
3	*	2495.299	10.37	29.79	40.16	-13.84	54.00	Average

Notes:

1. " * ", means this data is the worst emission level.

2. C.F (dB/m) = Antenna Factor (dB/m) + Cable Loss (dB).

3. Measurement (dBμV/m) = Reading (dBμV) + C.F (dB/m).

Site	WJ-AC2	Test Date	2025-02-11
Temperature	18.4 °C	Humidity	33.4 %
Limit	FCC_Part 15_Band Edge (3m)_PK	Test Engineer	Carl Jiang
Factor	DRH18-E_07105	Polarity	Vertical
EUT	ACCESS POINT	Test Voltage	By PoE
Test Mode	Transmit by BLE 1Mbps at 2480MHz		

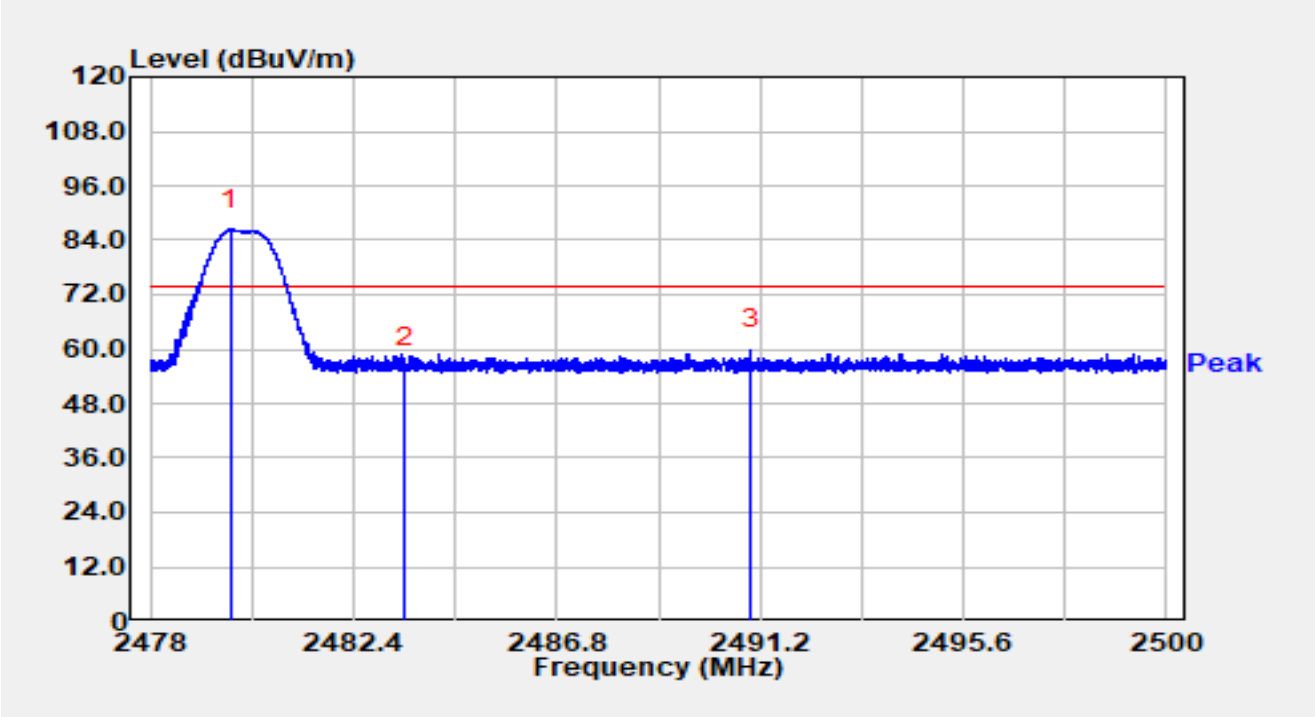

No	Mark	Frequency (MHz)	Reading (dBμV)	C.F (dB/m)	Measurement (dBμV/m)	Margin (dB)	Limit (dBμV/m)	Detector
1		2479.749	56.65	29.75	86.40	N/A	N/A	Peak
2		2483.500	26.23	29.76	55.99	-18.01	74.00	Peak
3	*	2490.995	30.11	29.79	59.90	-14.10	74.00	Peak

Notes:

1. " * ", means this data is the worst emission level.
2. C.F (dB/m) = Antenna Factor (dB/m) + Cable Loss (dB).
3. Measurement (dBμV/m) = Reading (dBμV) + C.F (dB/m).

Site	WJ-AC2	Test Date	2025-02-11
Temperature	18.4 °C	Humidity	33.4 %
Limit	FCC_Part 15_Band Edge (3m)_AV	Test Engineer	Carl Jiang
Factor	DRH18-E_07105	Polarity	Vertical
EUT	ACCESS POINT	Test Voltage	By PoE
Test Mode	Transmit by BLE 1Mbps at 2480MHz		

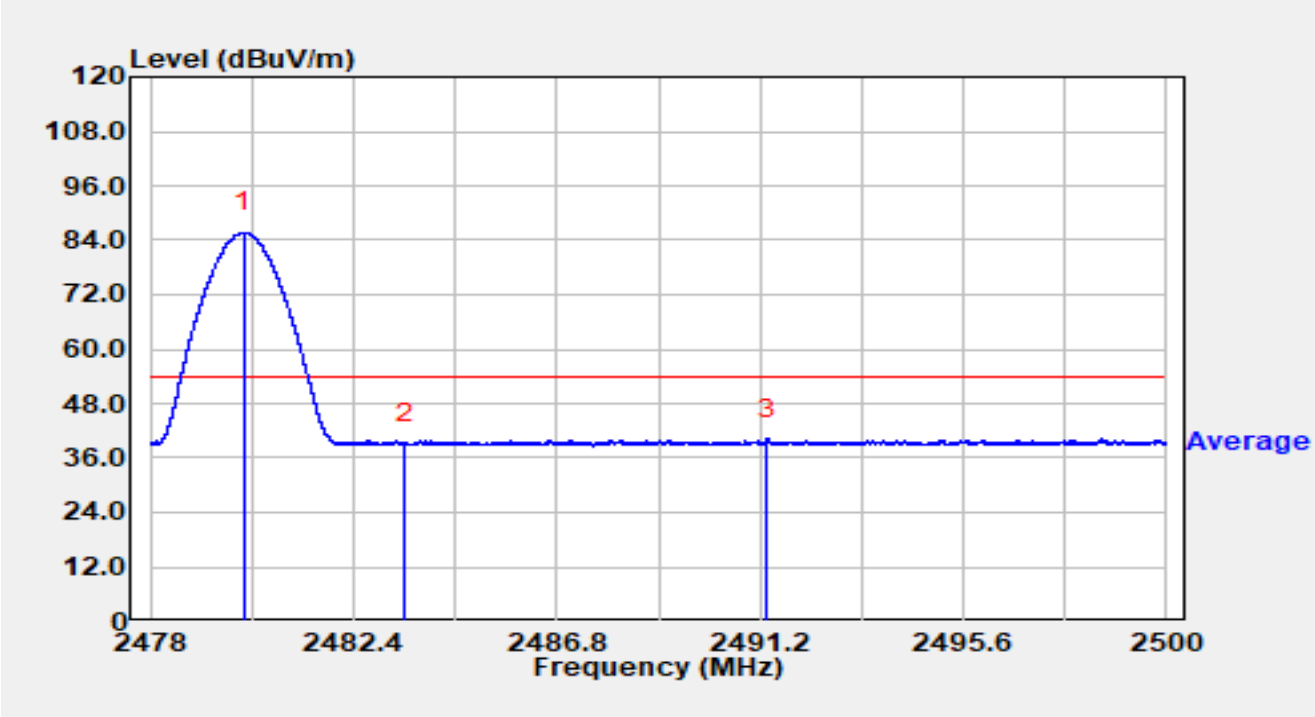

No	Mark	Frequency (MHz)	Reading (dBμV)	C.F (dB/m)	Measurement (dBμV/m)	Margin (dB)	Limit (dBμV/m)	Detector
1		2480.024	55.84	29.75	85.60	N/A	N/A	Average
2		2483.500	9.54	29.76	39.30	-14.70	54.00	Average
3	*	2491.361	10.44	29.79	40.23	-13.77	54.00	Average

Notes:

1. " * ", means this data is the worst emission level.

2. C.F (dB/m) = Antenna Factor (dB/m) + Cable Loss (dB).

3. Measurement (dBμV/m) = Reading (dBμV) + C.F (dB/m).

Site	WJ-AC2	Test Date	2025-02-11
Temperature	18.4 °C	Humidity	33.4 %
Limit	FCC_Part 15_Band Edge (3m)_PK	Test Engineer	Carl Jiang
Factor	DRH18-E_07105	Polarity	Horizontal
EUT	ACCESS POINT	Test Voltage	By PoE
Test Mode	Transmit by BLE 2Mbps at 2402MHz		

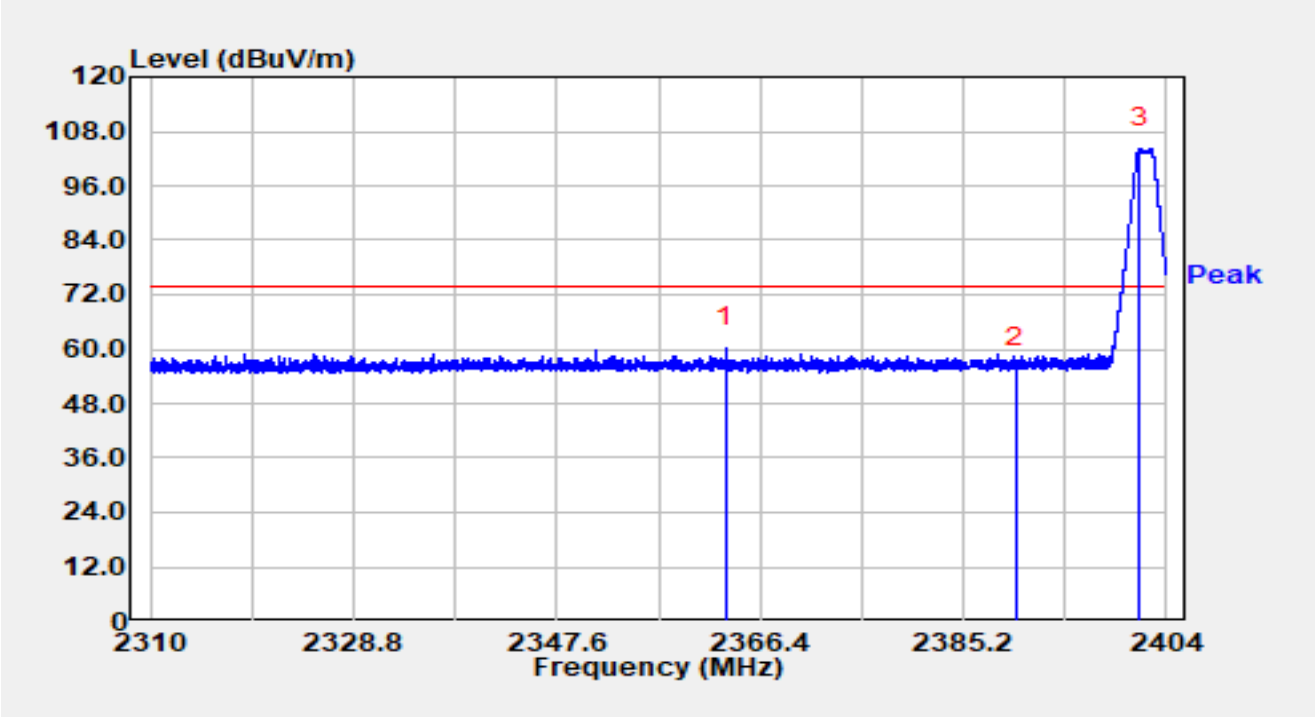

No	Mark	Frequency (MHz)	Reading (dBμV)	C.F (dB/m)	Measurement (dBμV/m)	Margin (dB)	Limit (dBμV/m)	Detector
1	*	2363.195	30.71	29.55	60.26	-13.74	74.00	Peak
2		2390.000	26.32	29.59	55.91	-18.09	74.00	Peak
3		2401.528	74.62	29.64	104.26	N/A	N/A	Peak

Notes:

1. " * ", means this data is the worst emission level.

2. C.F (dB/m) = Antenna Factor (dB/m) + Cable Loss (dB).

3. Measurement (dBμV/m) = Reading (dBμV) + C.F (dB/m).

Site	WJ-AC2	Test Date	2025-02-11
Temperature	18.4 °C	Humidity	33.4 %
Limit	FCC_Part 15_Band Edge (3m)_AV	Test Engineer	Carl Jiang
Factor	DRH18-E_07105	Polarity	Horizontal
EUT	ACCESS POINT	Test Voltage	By PoE
Test Mode	Transmit by BLE 2Mbps at 2402MHz		

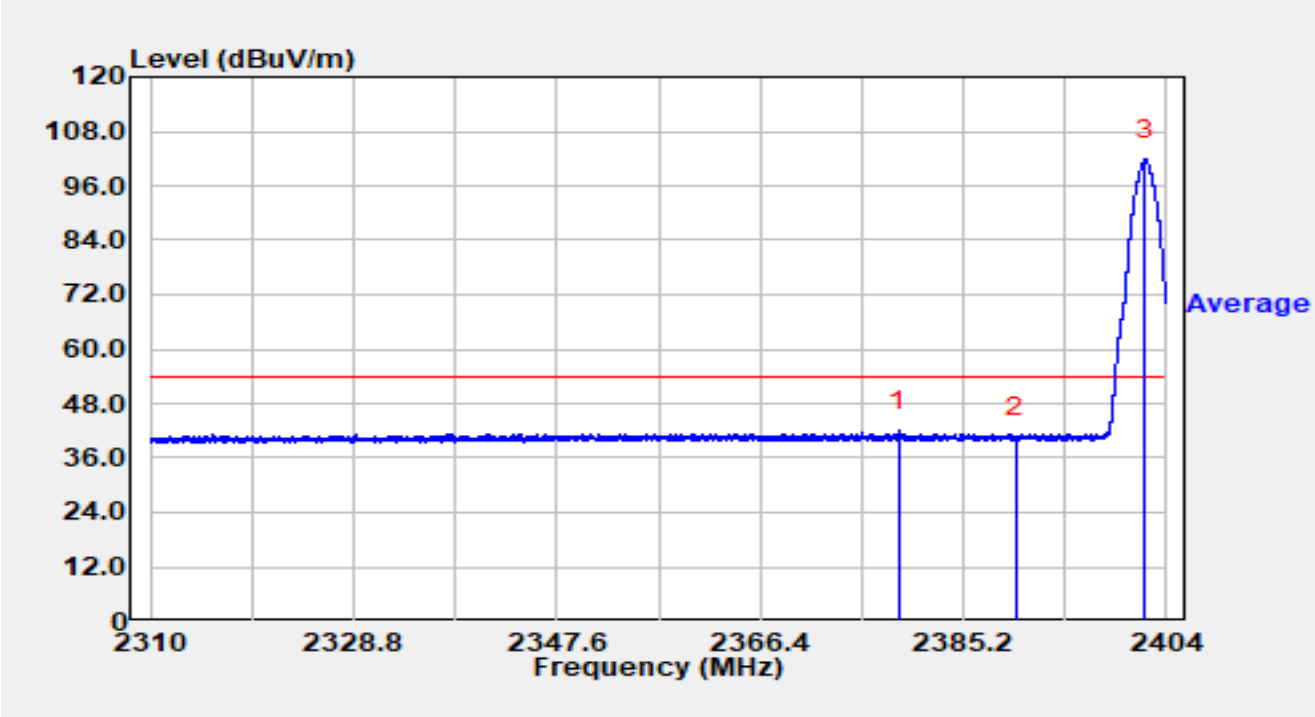

No	Mark	Frequency (MHz)	Reading (dBμV)	C.F (dB/m)	Measurement (dBμV/m)	Margin (dB)	Limit (dBμV/m)	Detector
1	*	2379.184	12.35	29.57	41.92	-12.08	54.00	Average
2		2390.000	11.00	29.59	40.59	-13.41	54.00	Average
3		2402.026	72.19	29.64	101.82	N/A	N/A	Average

Notes:

1. " * ", means this data is the worst emission level.

2. C.F (dB/m) = Antenna Factor (dB/m) + Cable Loss (dB).

3. Measurement (dBμV/m) = Reading (dBμV) + C.F (dB/m).

Site	WJ-AC2	Test Date	2025-02-11
Temperature	18.4 °C	Humidity	33.4 %
Limit	FCC_Part 15_Band Edge (3m)_PK	Test Engineer	Carl Jiang
Factor	DRH18-E_07105	Polarity	Vertical
EUT	ACCESS POINT	Test Voltage	By PoE
Test Mode	Transmit by BLE 2Mbps at 2402MHz		

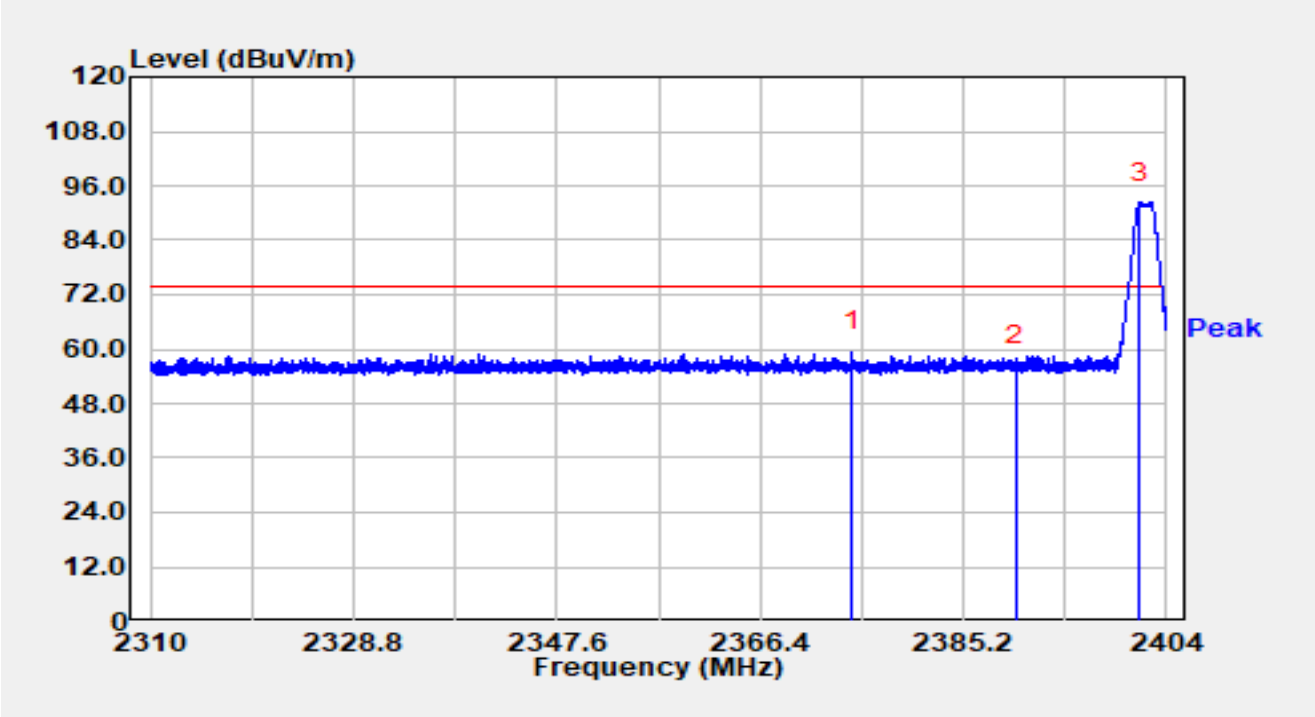

No	Mark	Frequency (MHz)	Reading (dBμV)	C.F (dB/m)	Measurement (dBμV/m)	Margin (dB)	Limit (dBμV/m)	Detector
1	*	2374.888	29.84	29.56	59.41	-14.59	74.00	Peak
2		2390.000	26.84	29.59	56.43	-17.57	74.00	Peak
3		2401.518	62.73	29.64	92.37	N/A	N/A	Peak

Notes:

1. " * ", means this data is the worst emission level.
2. C.F (dB/m) = Antenna Factor (dB/m) + Cable Loss (dB).
3. Measurement (dBμV/m) = Reading (dBμV) + C.F (dB/m).

Site	WJ-AC2	Test Date	2025-02-11
Temperature	18.4 °C	Humidity	33.4 %
Limit	FCC_Part 15_Band Edge (3m)_AV	Test Engineer	Carl Jiang
Factor	DRH18-E_07105	Polarity	Vertical
EUT	ACCESS POINT	Test Voltage	By PoE
Test Mode	Transmit by BLE 2Mbps at 2402MHz		

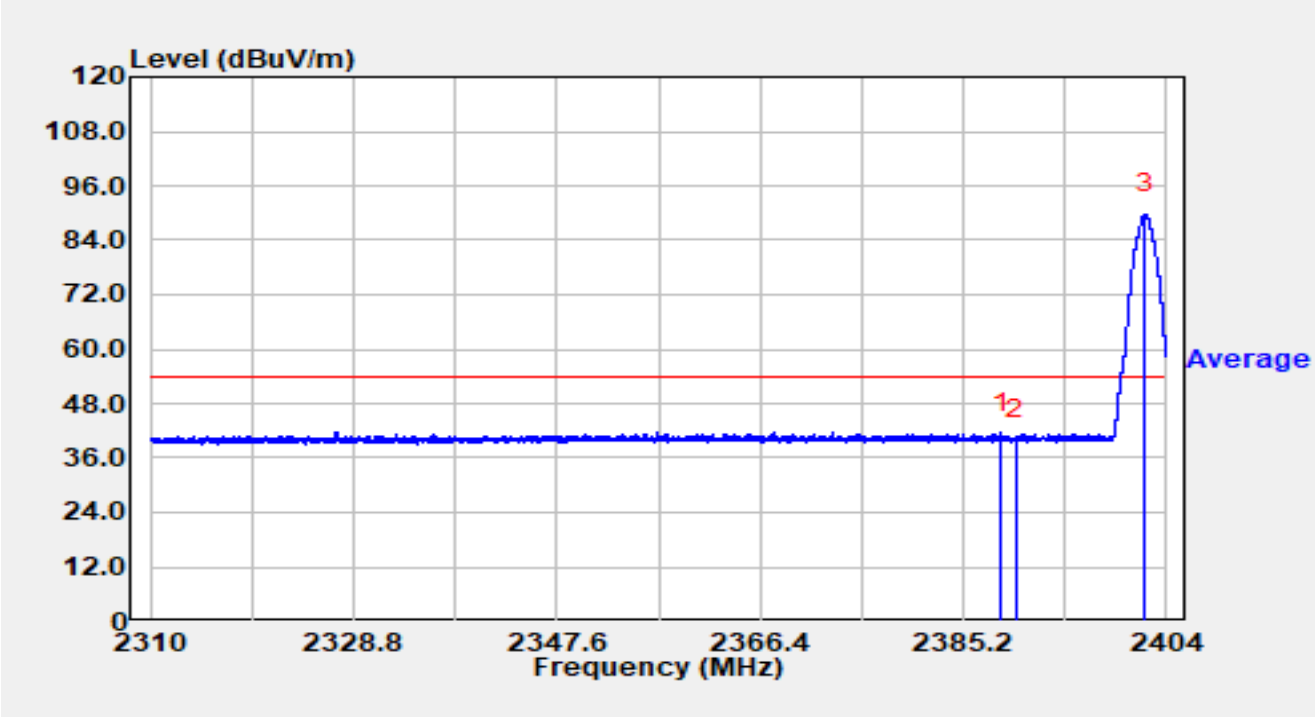

No	Mark	Frequency (MHz)	Reading (dBμV)	C.F (dB/m)	Measurement (dBμV/m)	Margin (dB)	Limit (dBμV/m)	Detector
1	*	2388.659	12.03	29.59	41.62	-12.38	54.00	Average
2		2390.000	10.63	29.59	40.23	-13.77	54.00	Average
3		2402.035	60.21	29.64	89.85	N/A	N/A	Average

Notes:

1. " * ", means this data is the worst emission level.
2. C.F (dB/m) = Antenna Factor (dB/m) + Cable Loss (dB).
3. Measurement (dBμV/m) = Reading (dBμV) + C.F (dB/m).

Site	WJ-AC2	Test Date	2025-02-11
Temperature	18.4 °C	Humidity	33.4 %
Limit	FCC_Part 15_Band Edge (3m)_PK	Test Engineer	Carl Jiang
Factor	DRH18-E_07105	Polarity	Horizontal
EUT	ACCESS POINT	Test Voltage	By PoE
Test Mode	Transmit by BLE 2Mbps at 2480MHz		

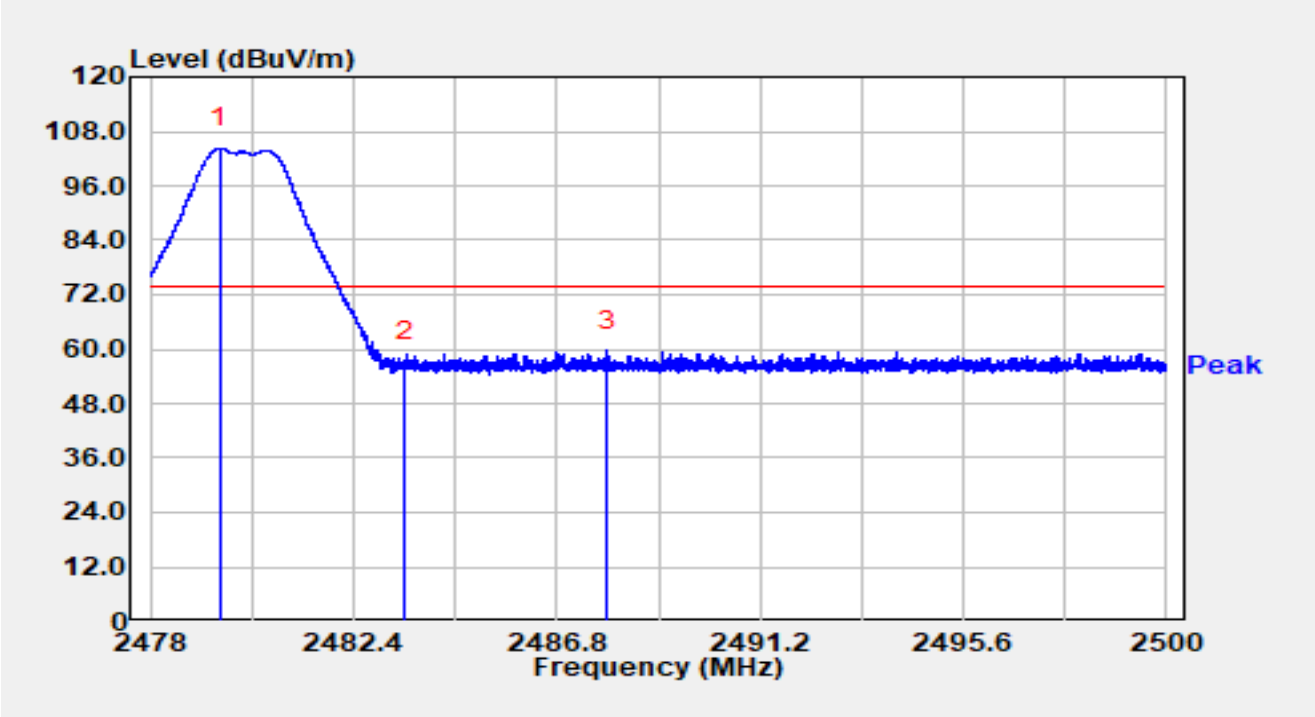

No	Mark	Frequency (MHz)	Reading (dBμV)	C.F (dB/m)	Measurement (dBμV/m)	Margin (dB)	Limit (dBμV/m)	Detector
1		2479.511	74.47	29.75	104.22	N/A	N/A	Peak
2		2483.500	27.35	29.76	57.12	-16.88	74.00	Peak
3	*	2487.896	29.84	29.78	59.62	-14.38	74.00	Peak

Notes:

1. " * ", means this data is the worst emission level.

2. C.F (dB/m) = Antenna Factor (dB/m) + Cable Loss (dB).

3. Measurement (dBμV/m) = Reading (dBμV) + C.F (dB/m).

Site	WJ-AC2	Test Date	2025-02-11
Temperature	18.4 °C	Humidity	33.4 %
Limit	FCC_Part 15_Band Edge (3m)_AV	Test Engineer	Carl Jiang
Factor	DRH18-E_07105	Polarity	Horizontal
EUT	ACCESS POINT	Test Voltage	By PoE
Test Mode	Transmit by BLE 2Mbps at 2480MHz		

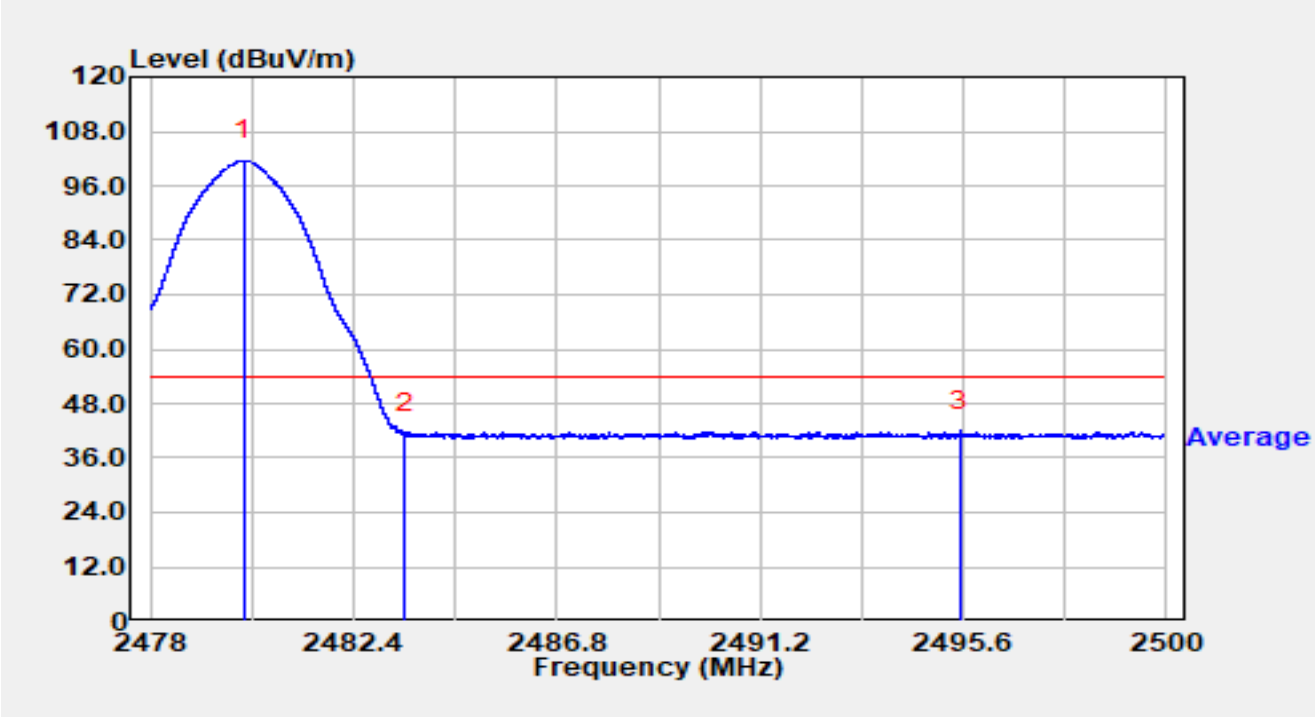

No	Mark	Frequency (MHz)	Reading (dBμV)	C.F (dB/m)	Measurement (dBμV/m)	Margin (dB)	Limit (dBμV/m)	Detector
1		2480.037	71.76	29.75	101.52	N/A	N/A	Average
2		2483.500	11.77	29.76	41.53	-12.47	54.00	Average
3	*	2495.538	12.31	29.79	42.10	-11.90	54.00	Average

Notes:

1. " * ", means this data is the worst emission level.

2. C.F (dB/m) = Antenna Factor (dB/m) + Cable Loss (dB).

3. Measurement (dBμV/m) = Reading (dBμV) + C.F (dB/m).

Site	WJ-AC2	Test Date	2025-02-11
Temperature	18.4 °C	Humidity	33.4 %
Limit	FCC_Part 15_Band Edge (3m)_PK	Test Engineer	Carl Jiang
Factor	DRH18-E_07105	Polarity	Vertical
EUT	ACCESS POINT	Test Voltage	By PoE
Test Mode	Transmit by BLE 2Mbps at 2480MHz		

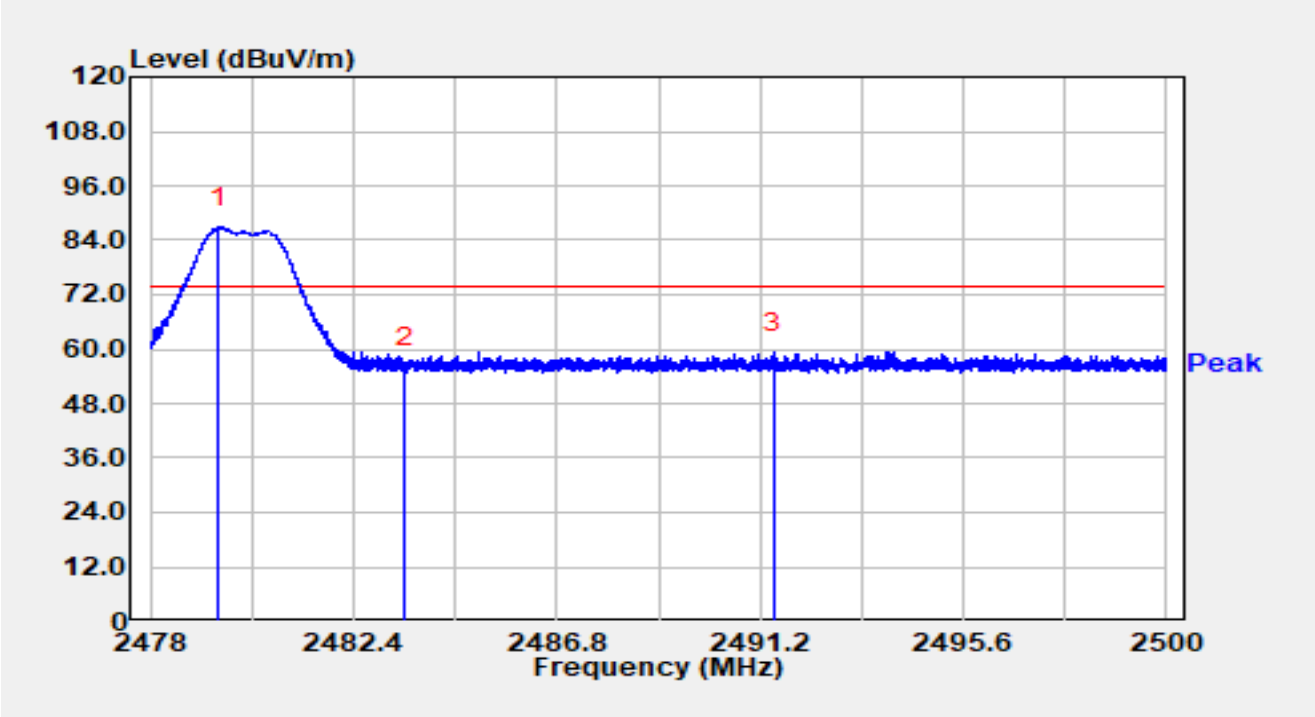

No	Mark	Frequency (MHz)	Reading (dBμV)	C.F (dB/m)	Measurement (dBμV/m)	Margin (dB)	Limit (dBμV/m)	Detector
1		2479.483	57.12	29.75	86.87	N/A	N/A	Peak
2		2483.500	26.17	29.76	55.93	-18.07	74.00	Peak
3	*	2491.497	29.52	29.79	59.31	-14.69	74.00	Peak

Notes:

1. " * ", means this data is the worst emission level.

2. C.F (dB/m) = Antenna Factor (dB/m) + Cable Loss (dB).

3. Measurement (dBμV/m) = Reading (dBμV) + C.F (dB/m).

Site	WJ-AC2	Test Date	2025-02-11
Temperature	18.4 °C	Humidity	33.4 %
Limit	FCC_Part 15_Band Edge (3m)_AV	Test Engineer	Carl Jiang
Factor	DRH18-E_07105	Polarity	Vertical
EUT	ACCESS POINT	Test Voltage	By PoE
Test Mode	Transmit by BLE 2Mbps at 2480MHz		

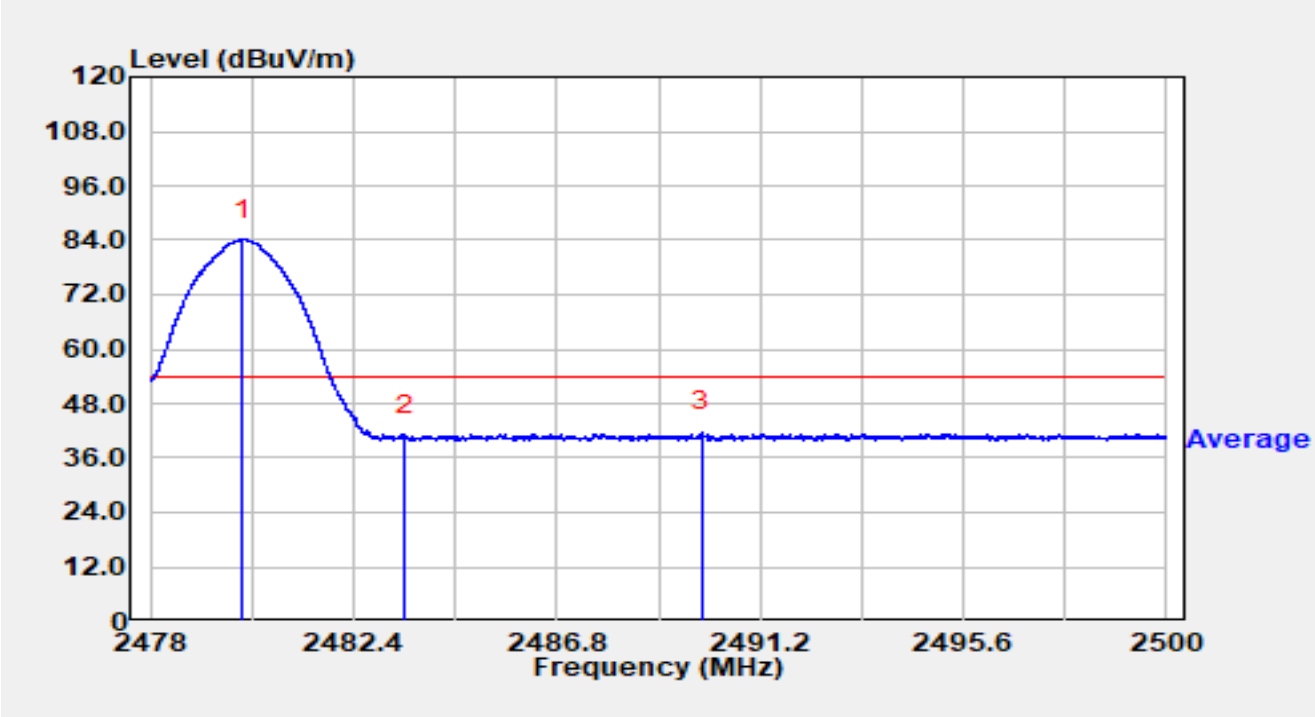

No	Mark	Frequency (MHz)	Reading (dBμV)	C.F (dB/m)	Measurement (dBμV/m)	Margin (dB)	Limit (dBμV/m)	Detector
1		2480.004	54.40	29.75	84.15	N/A	N/A	Average
2		2483.500	11.18	29.76	40.94	-13.06	54.00	Average
3	*	2489.944	11.92	29.79	41.70	-12.30	54.00	Average

Notes:

1. " * ", means this data is the worst emission level.

2. C.F (dB/m) = Antenna Factor (dB/m) + Cable Loss (dB).

3. Measurement (dBμV/m) = Reading (dBμV) + C.F (dB/m).

Core 0 and Core 1 simultaneous transmission (Same Power Setting)

Site	WJ-AC2	Test Date	2025-02-10
Temperature	18.4 °C	Humidity	33.4 %
Limit	FCC_Part 15_Band Edge(3m)_PK	Test Engineer	Bob Zhang
Factor	DRH18-E_07105	Polarity	Horizontal
EUT	ACCESS POINT	Test Voltage	By PoE
Test Mode	Transmit by BLE 1Mbps at Core0 2468MHz Core1 2470MHz		

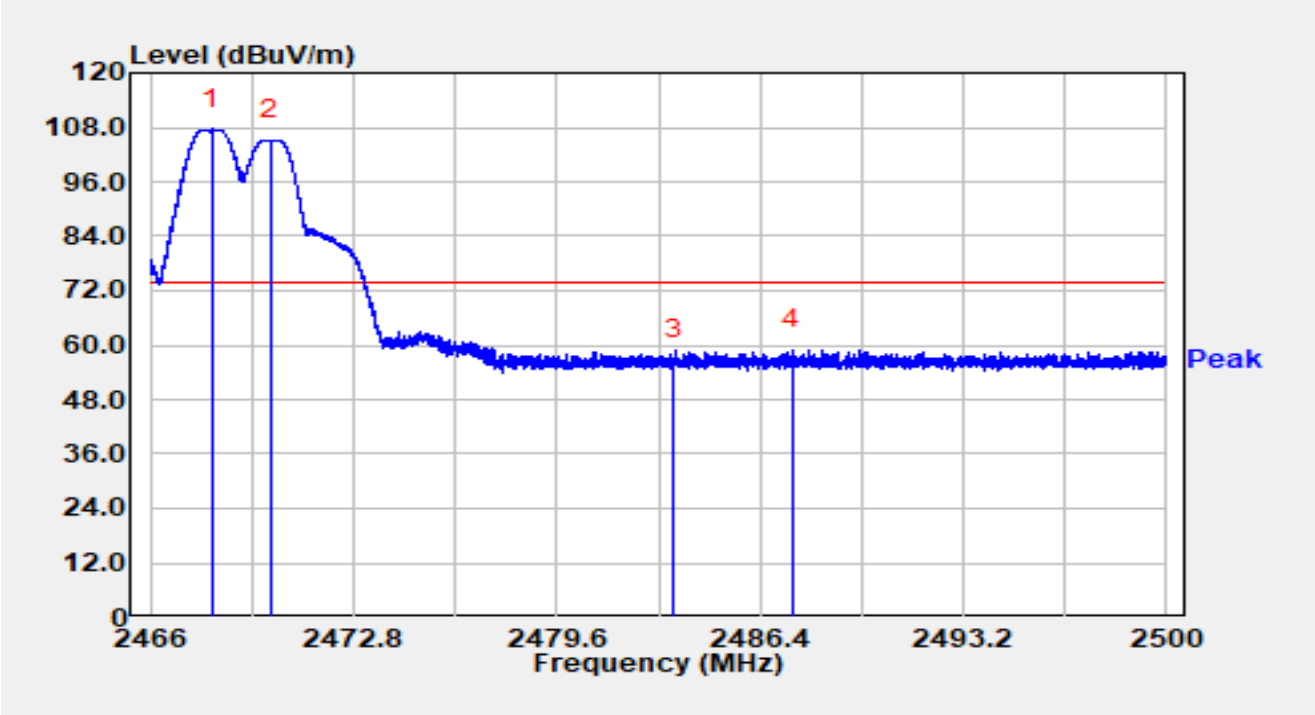

No	Mark	Frequency (MHz)	Reading (dBμV)	C.F (dB/m)	Measurement (dBμV/m)	Margin (dB)	Limit (dBμV/m)	Detector
1		2468.067	77.92	29.72	107.65	N/A	N/A	Peak
2		2470.009	75.53	29.72	105.26	N/A	N/A	Peak
3		2483.500	27.14	29.76	56.91	-17.09	74.00	Peak
4	*	2487.478	29.15	29.78	58.93	-15.07	74.00	Peak

Notes:

1. " * ", means this data is the worst emission level.

2. C.F (dB/m) = Antenna Factor (dB/m) + Cable Loss (dB).

3. Measurement (dBμV/m) = Reading (dBμV) + C.F (dB/m).

Site	WJ-AC2	Test Date	2025-02-10
Temperature	18.4 °C	Humidity	33.4 %
Limit	FCC_Part 15_Band Edge(3m)_AV	Test Engineer	Bob Zhang
Factor	DRH18-E_07105	Polarity	Horizontal
EUT	ACCESS POINT	Test Voltage	By PoE
Test Mode	Transmit by BLE 1Mbps at Core0 2468MHz Core1 2470MHz		

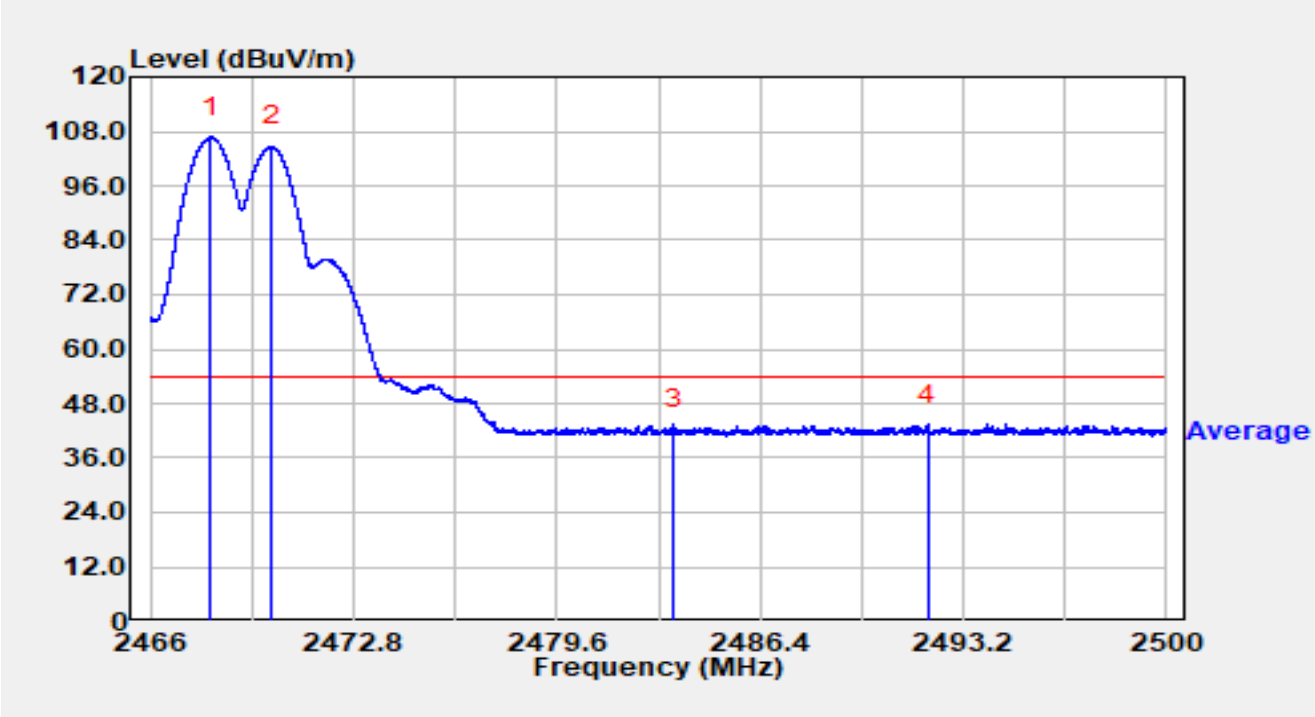

No	Mark	Frequency (MHz)	Reading (dBμV)	C.F (dB/m)	Measurement (dBμV/m)	Margin (dB)	Limit (dBμV/m)	Detector
1		2468.030	76.93	29.72	106.65	N/A	N/A	Average
2		2470.056	74.90	29.72	104.63	N/A	N/A	Average
3		2483.500	12.63	29.76	42.40	-11.60	54.00	Average
4	*	2492.007	13.66	29.79	43.45	-10.55	54.00	Average

Notes:

1. " * ", means this data is the worst emission level.

2. C.F (dB/m) = Antenna Factor (dB/m) + Cable Loss (dB).

3. Measurement (dBμV/m) = Reading (dBμV) + C.F (dB/m).

Site	WJ-AC2	Test Date	2025-02-10
Temperature	18.4 °C	Humidity	33.4 %
Limit	FCC_Part 15_Band Edge(3m)_PK	Test Engineer	Bob Zhang
Factor	DRH18-E_07105	Polarity	Vertical
EUT	ACCESS POINT	Test Voltage	By PoE
Test Mode	Transmit by BLE 1Mbps at Core0 2468MHz Core1 2470MHz		

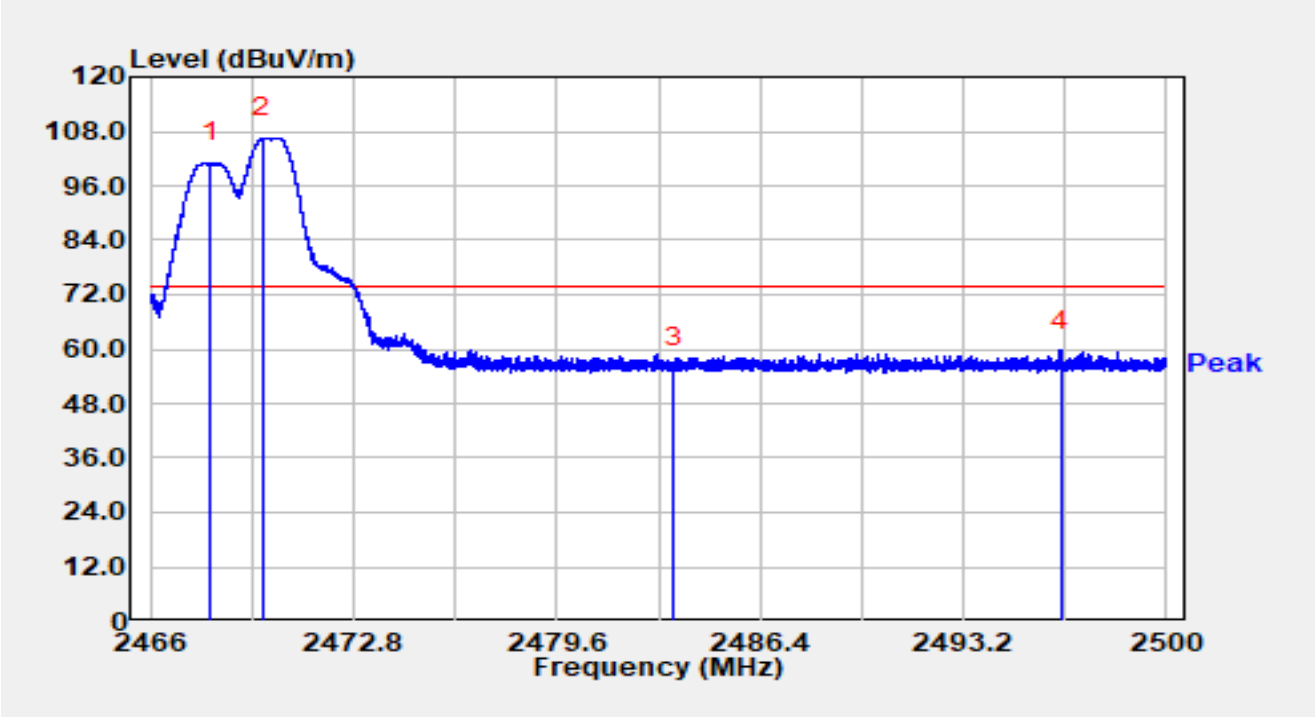

No	Mark	Frequency (MHz)	Reading (dBμV)	C.F (dB/m)	Measurement (dBμV/m)	Margin (dB)	Limit (dBμV/m)	Detector
1		2468.006	71.37	29.72	101.09	N/A	N/A	Peak
2		2469.760	76.76	29.72	106.48	N/A	N/A	Peak
3		2483.500	26.03	29.76	55.79	-18.21	74.00	Peak
4	*	2496.450	29.93	29.79	59.72	-14.28	74.00	Peak

Notes:

1. " * ", means this data is the worst emission level.

2. C.F (dB/m) = Antenna Factor (dB/m) + Cable Loss (dB).

3. Measurement (dBμV/m) = Reading (dBμV) + C.F (dB/m).

Site	WJ-AC2	Test Date	2025-02-10
Temperature	18.4 °C	Humidity	33.4 %
Limit	FCC_Part 15_Band Edge(3m)_AV	Test Engineer	Bob Zhang
Factor	DRH18-E_07105	Polarity	Vertical
EUT	ACCESS POINT	Test Voltage	By PoE
Test Mode	Transmit by BLE 1Mbps at Core0 2468MHz Core1 2470MHz		

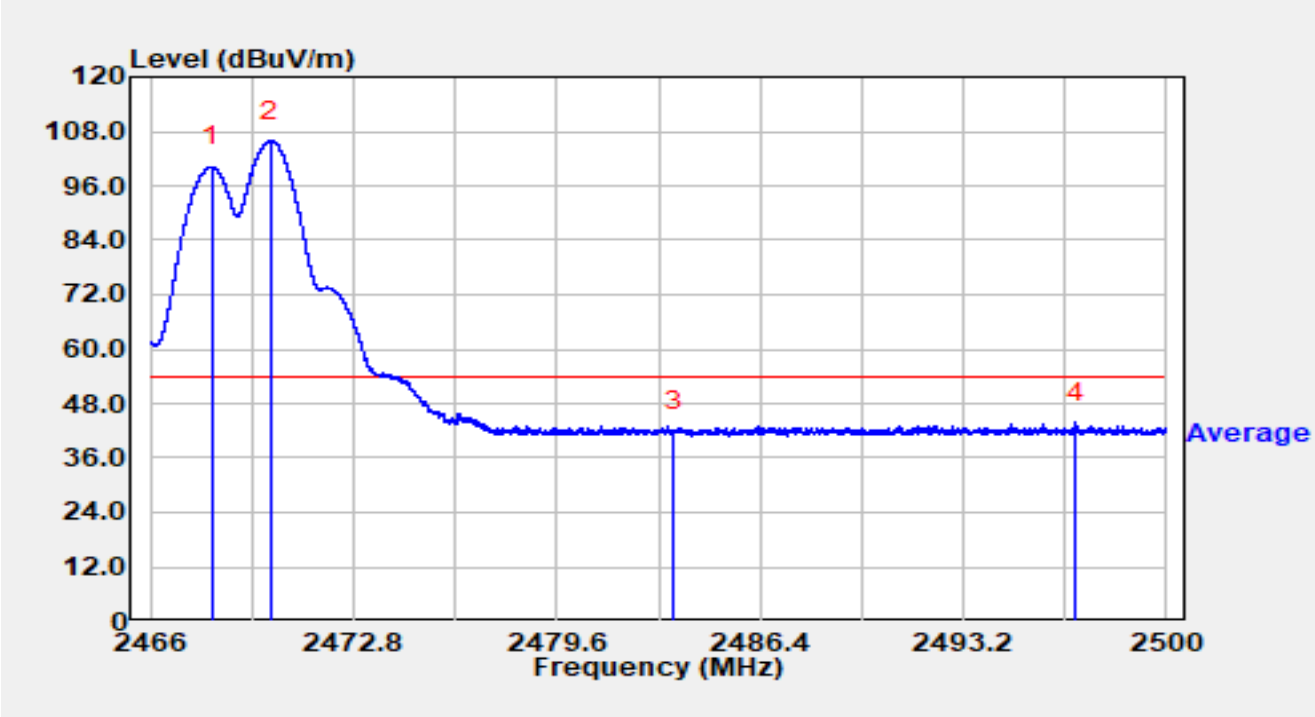

No	Mark	Frequency (MHz)	Reading (dBμV)	C.F (dB/m)	Measurement (dBμV/m)	Margin (dB)	Limit (dBμV/m)	Detector
1		2468.047	70.37	29.72	100.09	N/A	N/A	Average
2		2470.039	76.12	29.72	105.85	N/A	N/A	Average
3		2483.500	12.08	29.76	41.84	-12.16	54.00	Average
4	*	2496.957	13.91	29.79	43.70	-10.30	54.00	Average

Notes:

1. " * ", means this data is the worst emission level.

2. C.F (dB/m) = Antenna Factor (dB/m) + Cable Loss (dB).

3. Measurement (dBμV/m) = Reading (dBμV) + C.F (dB/m).

Site	WJ-AC2	Test Date	2025-02-10
Temperature	18.4 °C	Humidity	33.4 %
Limit	FCC_Part 15_Band Edge(3m)_PK	Test Engineer	Bob Zhang
Factor	DRH18-E_07105	Polarity	Horizontal
EUT	ACCESS POINT	Test Voltage	By PoE
Test Mode	Transmit by BLE 1Mbps at Core0 2468MHz Core1 2472MHz		

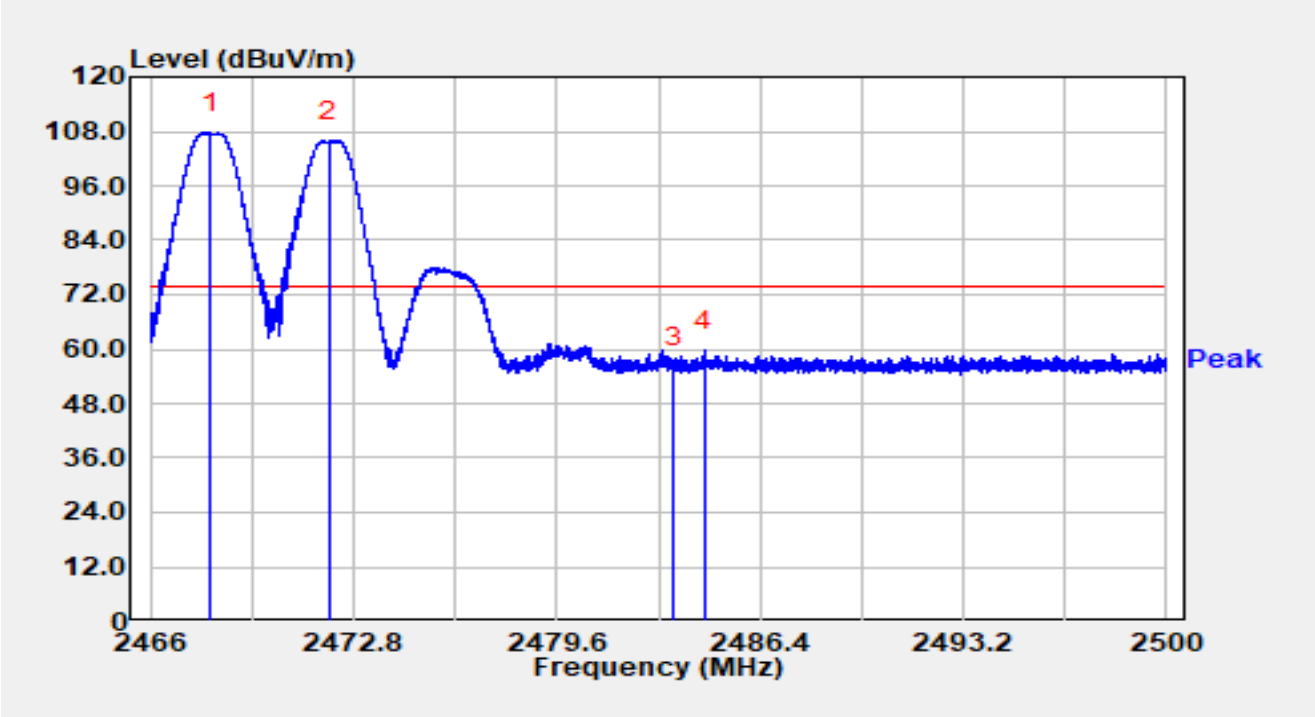

No	Mark	Frequency (MHz)	Reading (dBμV)	C.F (dB/m)	Measurement (dBμV/m)	Margin (dB)	Limit (dBμV/m)	Detector
1		2468.010	78.05	29.72	107.77	N/A	N/A	Peak
2		2471.974	76.07	29.73	105.80	N/A	N/A	Peak
3		2483.500	26.07	29.76	55.84	-18.16	74.00	Peak
4	*	2484.523	29.90	29.77	59.67	-14.33	74.00	Peak

Notes:

1. " * ", means this data is the worst emission level.

2. C.F (dB/m) = Antenna Factor (dB/m) + Cable Loss (dB).

3. Measurement (dBμV/m) = Reading (dBμV) + C.F (dB/m).

Site	WJ-AC2	Test Date	2025-02-10
Temperature	18.4 °C	Humidity	33.4 %
Limit	FCC_Part 15_Band Edge(3m)_AV	Test Engineer	Bob Zhang
Factor	DRH18-E_07105	Polarity	Horizontal
EUT	ACCESS POINT	Test Voltage	By PoE
Test Mode	Transmit by BLE 1Mbps at Core0 2468MHz Core1 2472MHz		

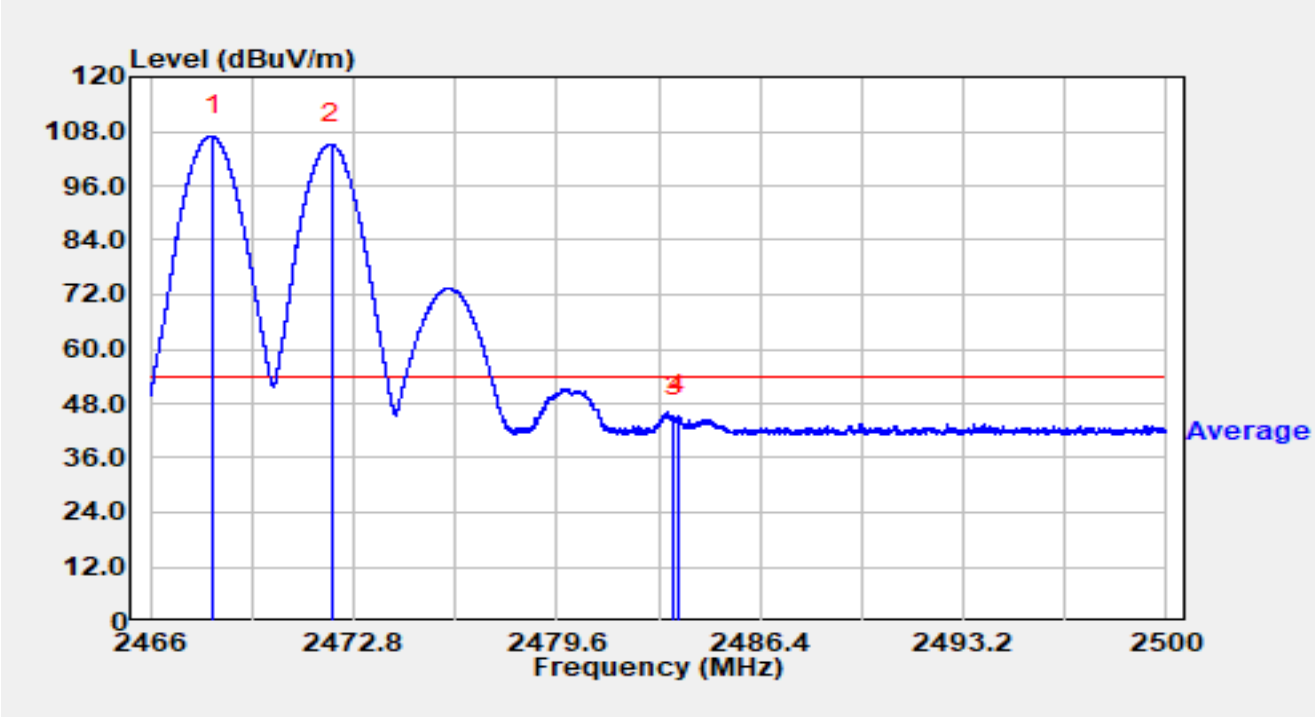

No	Mark	Frequency (MHz)	Reading (dBμV)	C.F (dB/m)	Measurement (dBμV/m)	Margin (dB)	Limit (dBμV/m)	Detector
1		2468.091	77.31	29.72	107.03	N/A	N/A	Average
2		2472.059	75.33	29.73	105.06	N/A	N/A	Average
3		2483.500	15.32	29.76	45.09	-8.91	54.00	Average
4	*	2483.649	15.53	29.76	45.30	-8.70	54.00	Average

Notes:

1. " * ", means this data is the worst emission level.

2. C.F (dB/m) = Antenna Factor (dB/m) + Cable Loss (dB).

3. Measurement (dBμV/m) = Reading (dBμV) + C.F (dB/m).

Site	WJ-AC2	Test Date	2025-02-10
Temperature	18.4 °C	Humidity	33.4 %
Limit	FCC_Part 15_Band Edge(3m)_PK	Test Engineer	Bob Zhang
Factor	DRH18-E_07105	Polarity	Vertical
EUT	ACCESS POINT	Test Voltage	By PoE
Test Mode	Transmit by BLE 1Mbps at Core0 2468MHz Core1 2472MHz		

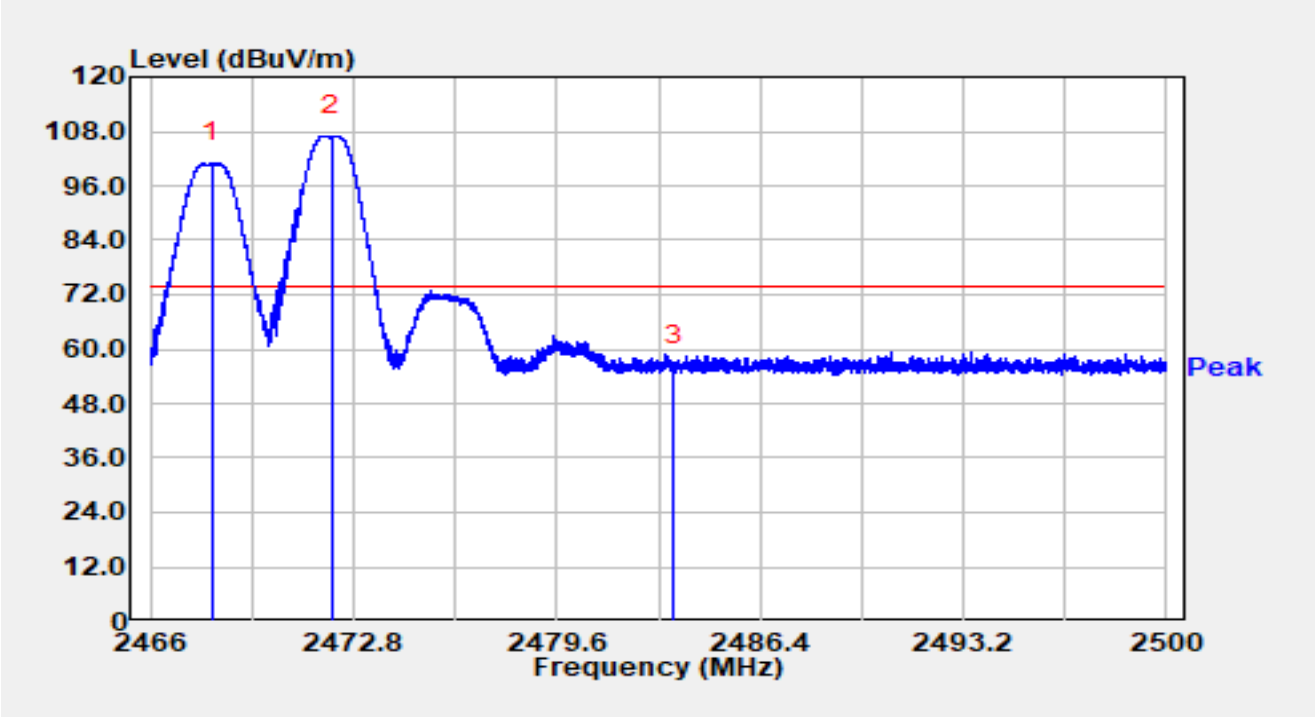

No	Mark	Frequency (MHz)	Reading (dBμV)	C.F (dB/m)	Measurement (dBμV/m)	Margin (dB)	Limit (dBμV/m)	Detector
1		2468.067	71.27	29.72	100.99	N/A	N/A	Peak
2		2472.083	77.31	29.73	107.04	N/A	N/A	Peak
3	*	2483.500	26.49	29.76	56.25	-17.75	74.00	Peak

Notes:

1. " * ", means this data is the worst emission level.

2. C.F (dB/m) = Antenna Factor (dB/m) + Cable Loss (dB).

3. Measurement (dBμV/m) = Reading (dBμV) + C.F (dB/m).

Site	WJ-AC2	Test Date	2025-02-10
Temperature	18.4 °C	Humidity	33.4 %
Limit	FCC_Part 15_Band Edge(3m)_AV	Test Engineer	Bob Zhang
Factor	DRH18-E_07105	Polarity	Vertical
EUT	ACCESS POINT	Test Voltage	By PoE
Test Mode	Transmit by BLE 1Mbps at Core0 2468MHz Core1 2472MHz		

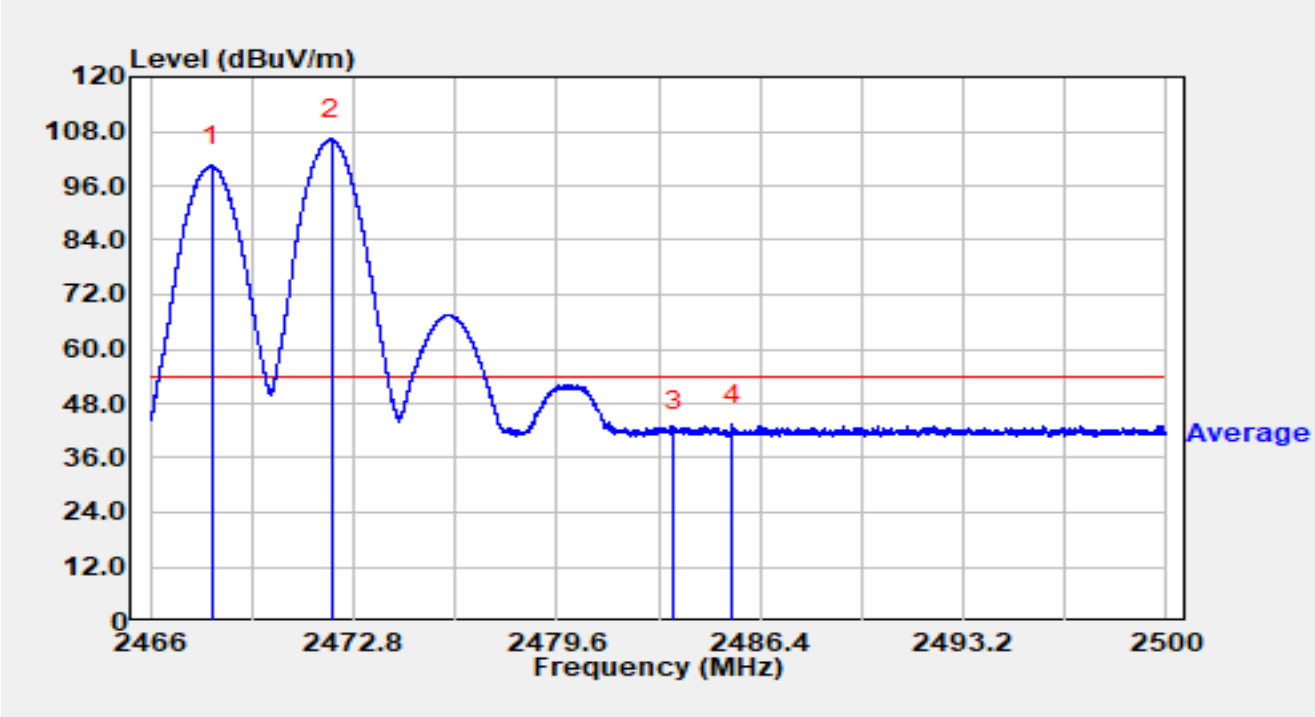

No	Mark	Frequency (MHz)	Reading (dBμV)	C.F (dB/m)	Measurement (dBμV/m)	Margin (dB)	Limit (dBμV/m)	Detector
1		2468.074	70.63	29.72	100.35	N/A	N/A	Average
2		2472.045	76.54	29.73	106.27	N/A	N/A	Average
3		2483.500	12.06	29.76	41.82	-12.18	54.00	Average
4	*	2485.475	13.58	29.77	43.35	-10.65	54.00	Average

Notes:

1. " * ", means this data is the worst emission level.

2. C.F (dB/m) = Antenna Factor (dB/m) + Cable Loss (dB).

3. Measurement (dBμV/m) = Reading (dBμV) + C.F (dB/m).

Site	WJ-AC2	Test Date	2025-02-10
Temperature	18.4 °C	Humidity	33.4 %
Limit	FCC_Part 15_Band Edge(3m)_PK	Test Engineer	Bob Zhang
Factor	DRH18-E_07105	Polarity	Horizontal
EUT	ACCESS POINT	Test Voltage	By PoE
Test Mode	Transmit by BLE 1Mbps at Core0 2470MHz Core1 2472MHz		

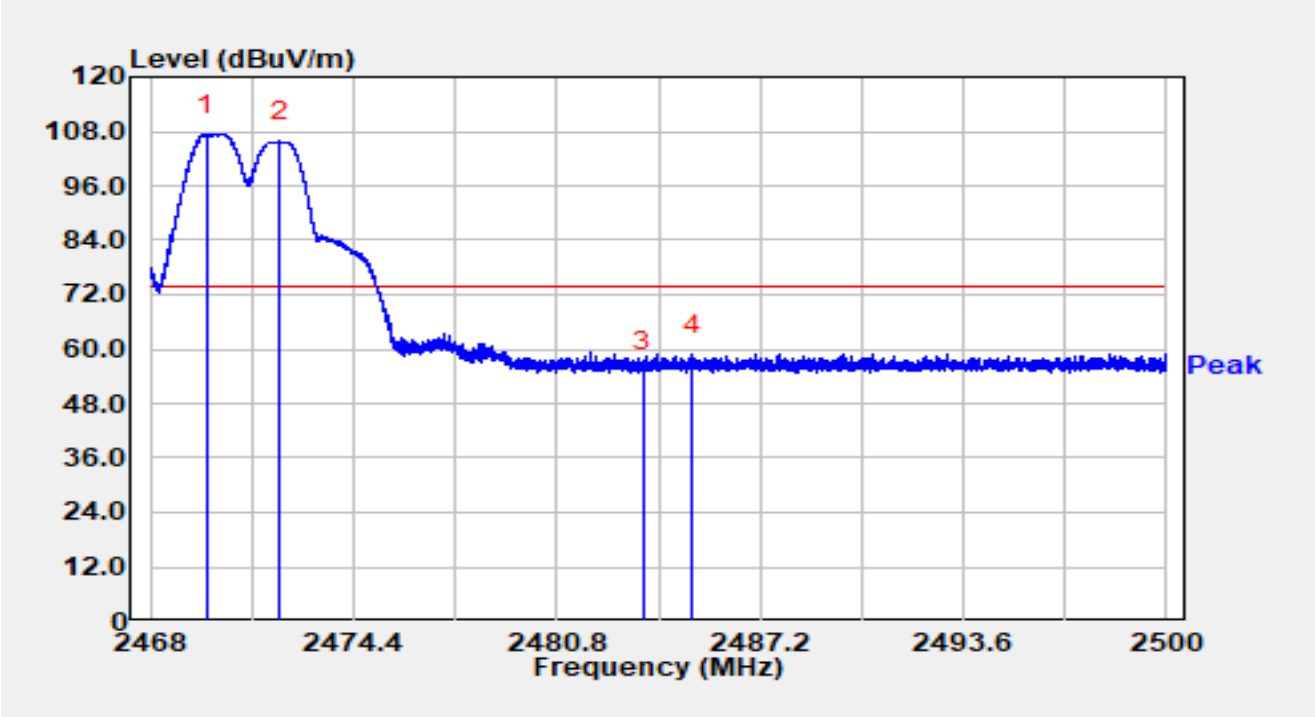

No	Mark	Frequency (MHz)	Reading (dBμV)	C.F (dB/m)	Measurement (dBμV/m)	Margin (dB)	Limit (dBμV/m)	Detector
1		2469.789	77.54	29.72	107.26	N/A	N/A	Peak
2		2472.090	76.03	29.73	105.76	N/A	N/A	Peak
3		2483.500	25.39	29.76	55.16	-18.84	74.00	Peak
4	*	2485.066	29.01	29.77	58.78	-15.22	74.00	Peak

Notes:

1. " * ", means this data is the worst emission level.

2. C.F (dB/m) = Antenna Factor (dB/m) + Cable Loss (dB).

3. Measurement (dBμV/m) = Reading (dBμV) + C.F (dB/m).

Site	WJ-AC2	Test Date	2025-02-10
Temperature	18.4 °C	Humidity	33.4 %
Limit	FCC_Part 15_Band Edge(3m)_AV	Test Engineer	Bob Zhang
Factor	DRH18-E_07105	Polarity	Horizontal
EUT	ACCESS POINT	Test Voltage	By PoE
Test Mode	Transmit by BLE 1Mbps at Core0 2470MHz Core1 2472MHz		

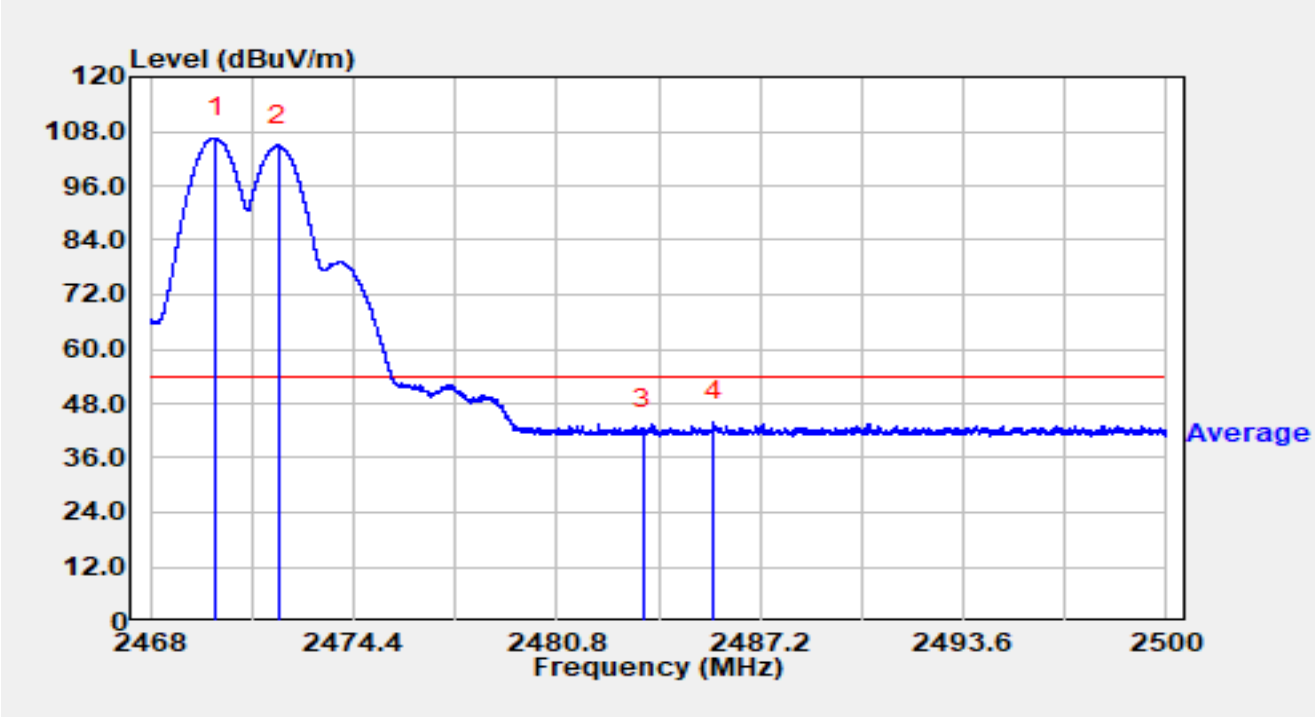

No	Mark	Frequency (MHz)	Reading (dBμV)	C.F (dB/m)	Measurement (dBμV/m)	Margin (dB)	Limit (dBμV/m)	Detector
1		2470.064	76.92	29.72	106.64	N/A	N/A	Average
2		2472.038	75.14	29.73	104.87	N/A	N/A	Average
3		2483.500	12.79	29.76	42.55	-11.45	54.00	Average
4	*	2485.725	14.16	29.77	43.93	-10.07	54.00	Average

Notes:

1. " * ", means this data is the worst emission level.

2. C.F (dB/m) = Antenna Factor (dB/m) + Cable Loss (dB).

3. Measurement (dBμV/m) = Reading (dBμV) + C.F (dB/m).

Site	WJ-AC2	Test Date	2025-02-10
Temperature	18.4 °C	Humidity	33.4 %
Limit	FCC_Part 15_Band Edge(3m)_PK	Test Engineer	Bob Zhang
Factor	DRH18-E_07105	Polarity	Vertical
EUT	ACCESS POINT	Test Voltage	By PoE
Test Mode	Transmit by BLE 1Mbps at Core0 2470MHz Core1 2472MHz		

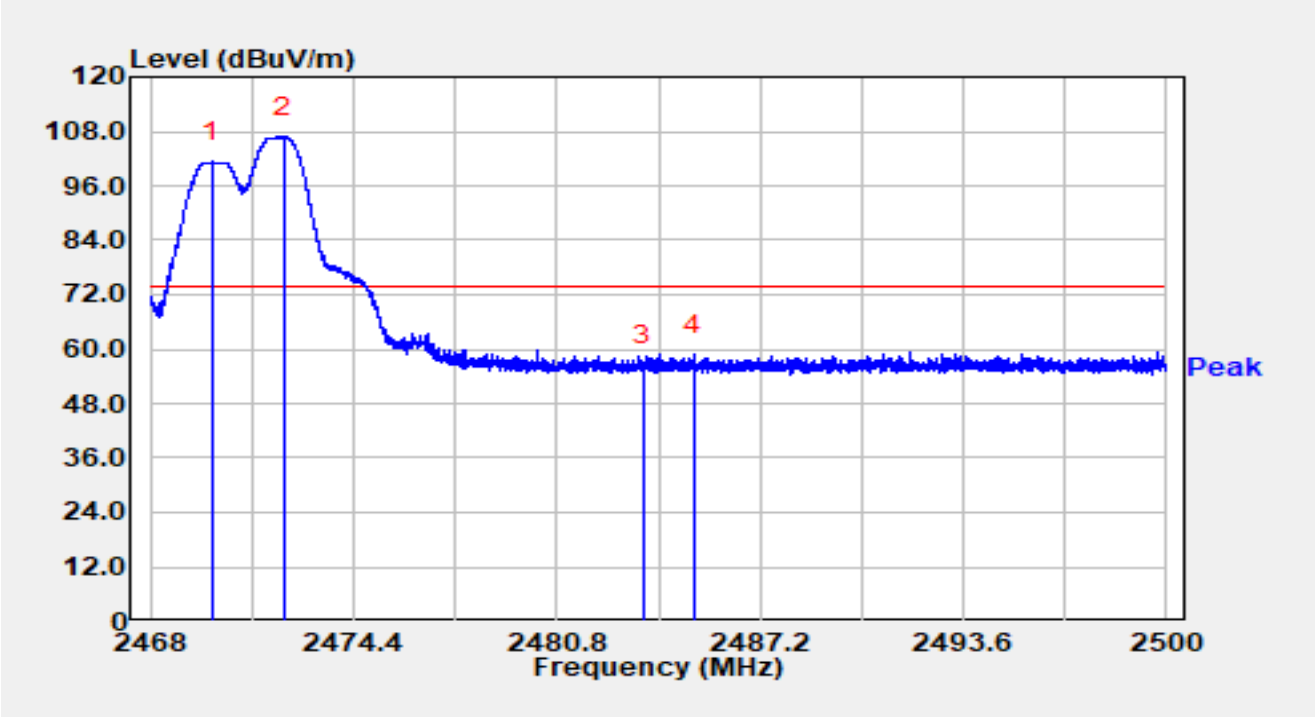

No	Mark	Frequency (MHz)	Reading (dBμV)	C.F (dB/m)	Measurement (dBμV/m)	Margin (dB)	Limit (dBμV/m)	Detector
1		2469.946	71.53	29.72	101.26	N/A	N/A	Peak
2		2472.189	77.07	29.73	106.80	N/A	N/A	Peak
3		2483.500	26.40	29.76	56.16	-17.84	74.00	Peak
4	*	2485.126	29.03	29.77	58.80	-15.20	74.00	Peak

Notes:

1. " * ", means this data is the worst emission level.

2. C.F (dB/m) = Antenna Factor (dB/m) + Cable Loss (dB).

3. Measurement (dBμV/m) = Reading (dBμV) + C.F (dB/m).

Site	WJ-AC2	Test Date	2025-02-10
Temperature	18.4 °C	Humidity	33.4 %
Limit	FCC_Part 15_Band Edge(3m)_AV	Test Engineer	Bob Zhang
Factor	DRH18-E_07105	Polarity	Vertical
EUT	ACCESS POINT	Test Voltage	By PoE
Test Mode	Transmit by BLE 1Mbps at Core0 2470MHz Core1 2472MHz		

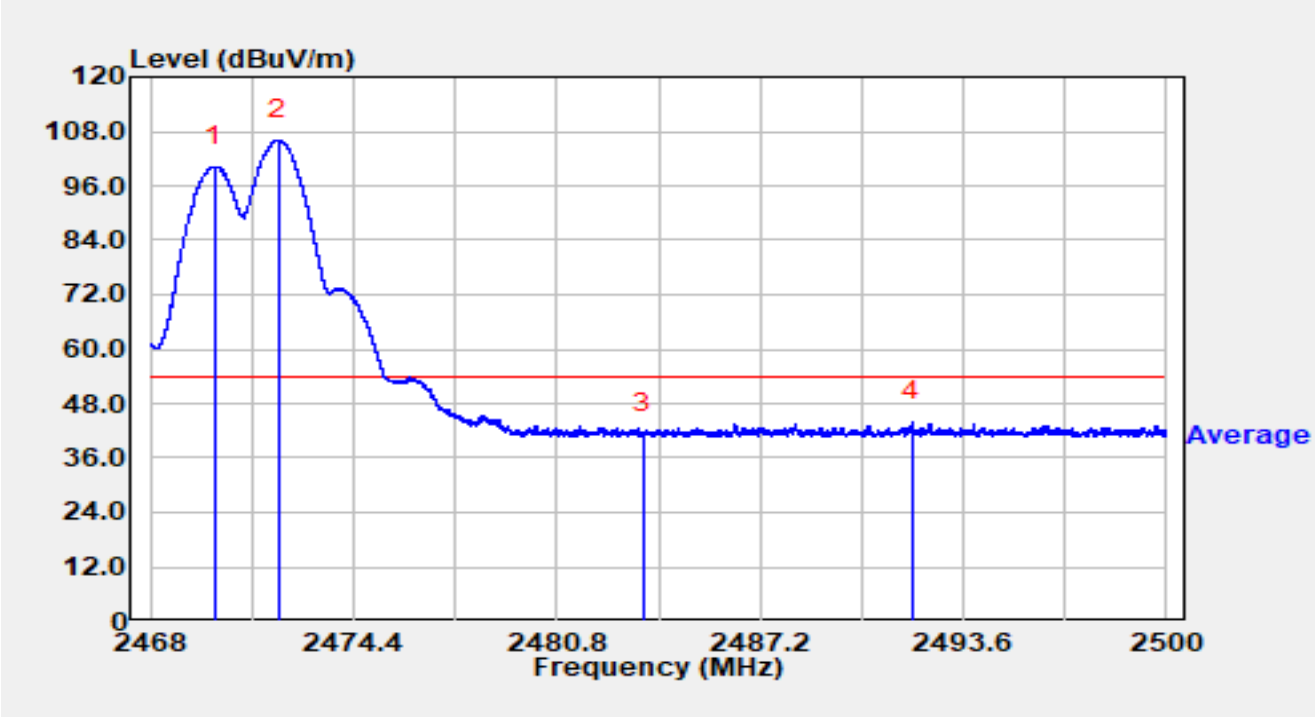

No	Mark	Frequency (MHz)	Reading (dBμV)	C.F (dB/m)	Measurement (dBμV/m)	Margin (dB)	Limit (dBμV/m)	Detector
1		2470.038	70.51	29.72	100.24	N/A	N/A	Average
2		2472.038	76.31	29.73	106.03	N/A	N/A	Average
3		2483.500	11.76	29.76	41.53	-12.47	54.00	Average
4	*	2491.984	14.14	29.79	43.93	-10.07	54.00	Average

Notes:

1. " * ", means this data is the worst emission level.

2. C.F (dB/m) = Antenna Factor (dB/m) + Cable Loss (dB).

3. Measurement (dBμV/m) = Reading (dBμV) + C.F (dB/m).

Site	WJ-AC2	Test Date	2025-02-10
Temperature	18.4 °C	Humidity	33.4 %
Limit	FCC_Part 15_Band Edge(3m)_PK	Test Engineer	Bob Zhang
Factor	DRH18-E_07105	Polarity	Horizontal
EUT	ACCESS POINT	Test Voltage	By PoE
Test Mode	Transmit by BLE 1Mbps at Core0 2468MHz Core1 2474MHz		

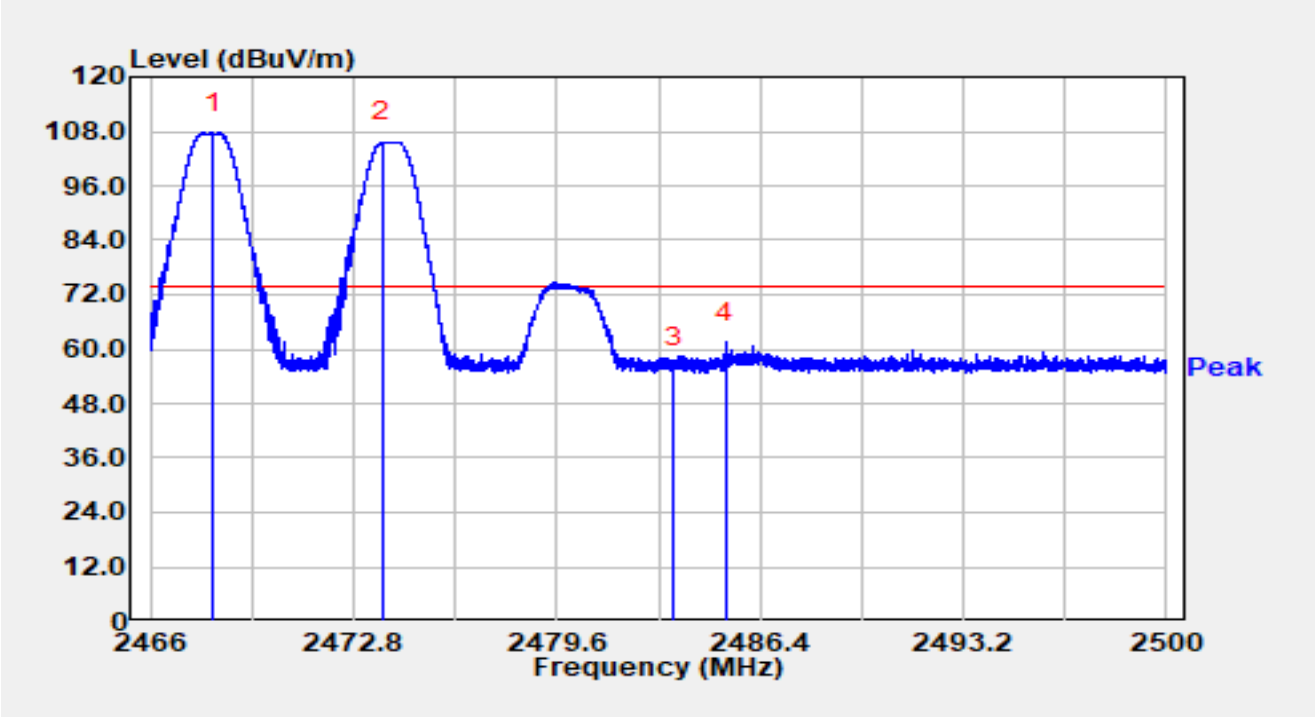

No	Mark	Frequency (MHz)	Reading (dBμV)	C.F (dB/m)	Measurement (dBμV/m)	Margin (dB)	Limit (dBμV/m)	Detector
1		2468.108	78.00	29.72	107.73	N/A	N/A	Peak
2		2473.779	75.91	29.73	105.64	N/A	N/A	Peak
3		2483.500	26.05	29.76	55.82	-18.18	74.00	Peak
4	*	2485.244	31.72	29.77	61.49	-12.51	74.00	Peak

Notes:

1. " * ", means this data is the worst emission level.

2. C.F (dB/m) = Antenna Factor (dB/m) + Cable Loss (dB).

3. Measurement (dBμV/m) = Reading (dBμV) + C.F (dB/m).

Site	WJ-AC2	Test Date	2025-02-10
Temperature	18.4 °C	Humidity	33.4 %
Limit	FCC_Part 15_Band Edge(3m)_AV	Test Engineer	Bob Zhang
Factor	DRH18-E_07105	Polarity	Horizontal
EUT	ACCESS POINT	Test Voltage	By PoE
Test Mode	Transmit by BLE 1Mbps at Core0 2468MHz Core1 2474MHz		

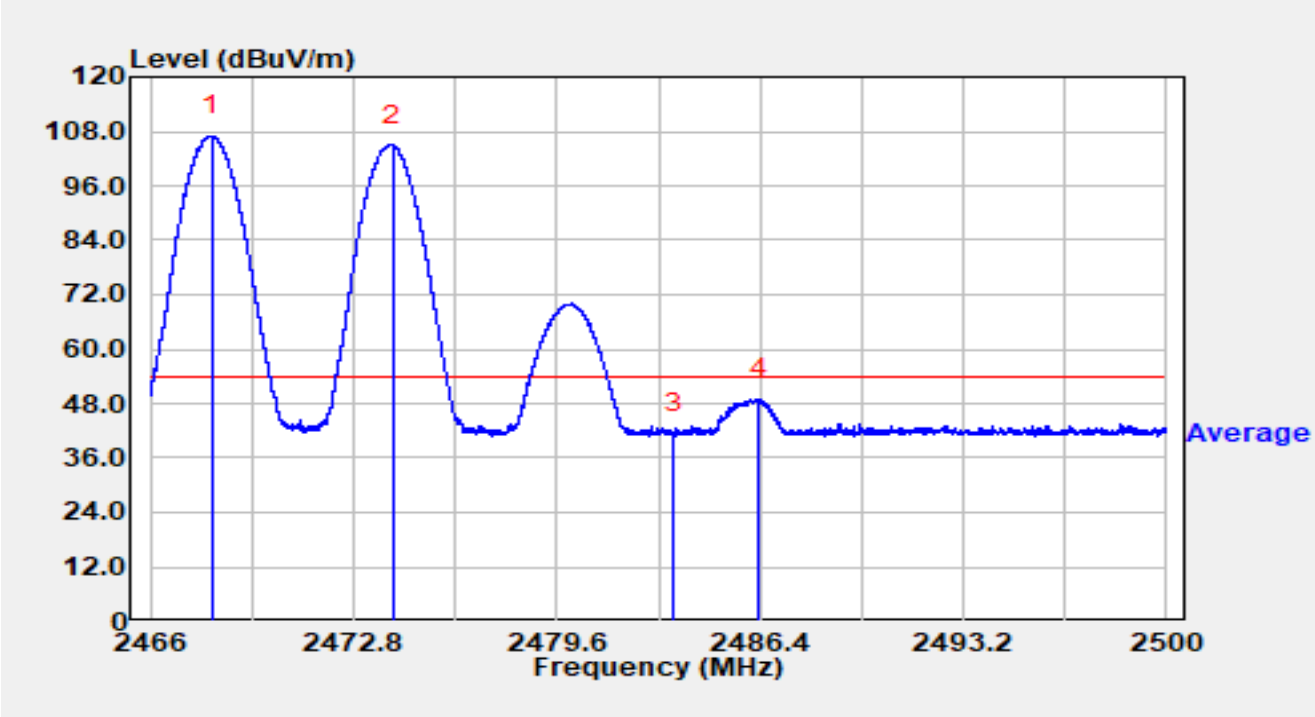

No	Mark	Frequency (MHz)	Reading (dBμV)	C.F (dB/m)	Measurement (dBμV/m)	Margin (dB)	Limit (dBμV/m)	Detector
1		2468.077	77.30	29.72	107.02	N/A	N/A	Average
2		2474.095	75.25	29.73	104.99	N/A	N/A	Average
3		2483.500	11.78	29.76	41.55	-12.45	54.00	Average
4	*	2486.376	19.20	29.77	48.98	-5.02	54.00	Average

Notes:

1. " * ", means this data is the worst emission level.

2. C.F (dB/m) = Antenna Factor (dB/m) + Cable Loss (dB).

3. Measurement (dBμV/m) = Reading (dBμV) + C.F (dB/m).

Site	WJ-AC2	Test Date	2025-02-10
Temperature	18.4 °C	Humidity	33.4 %
Limit	FCC_Part 15_Band Edge(3m)_PK	Test Engineer	Bob Zhang
Factor	DRH18-E_07105	Polarity	Vertical
EUT	ACCESS POINT	Test Voltage	By PoE
Test Mode	Transmit by BLE 1Mbps at Core0 2468MHz Core1 2474MHz		

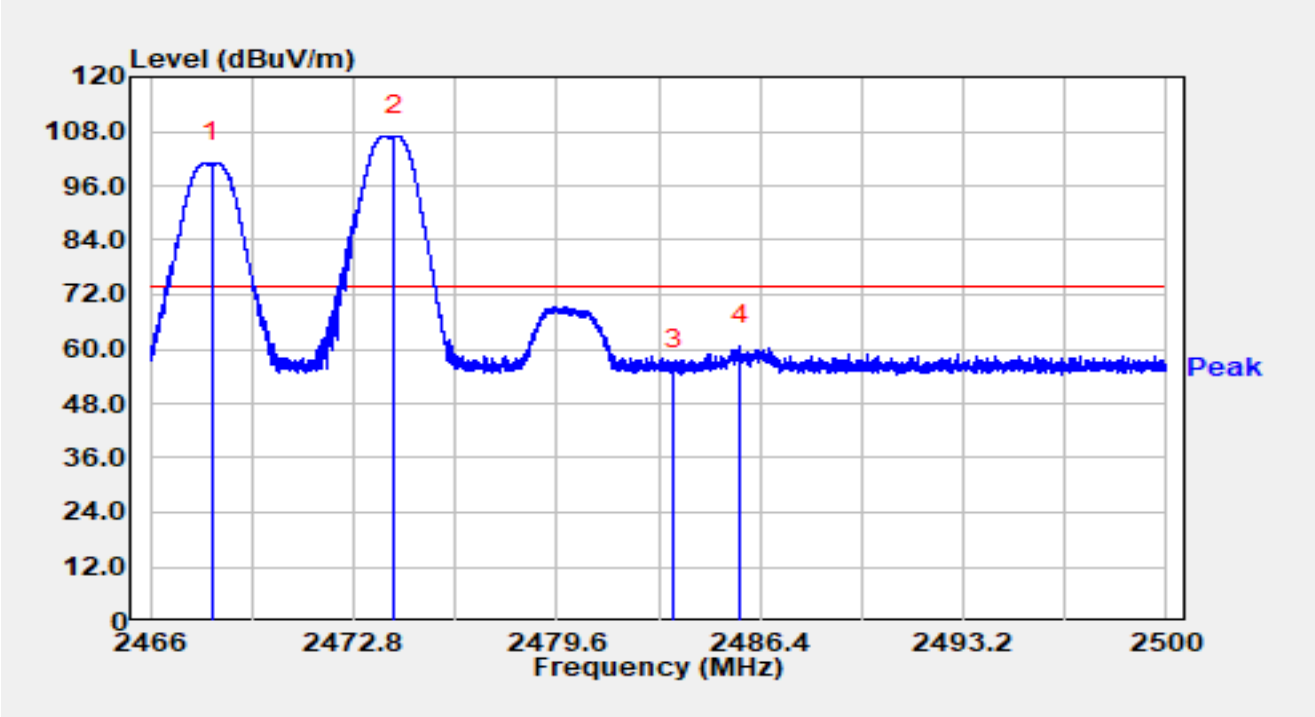

No	Mark	Frequency (MHz)	Reading (dBμV)	C.F (dB/m)	Measurement (dBμV/m)	Margin (dB)	Limit (dBμV/m)	Detector
1		2468.067	71.43	29.72	101.15	N/A	N/A	Peak
2		2474.143	77.32	29.73	107.06	N/A	N/A	Peak
3		2483.500	25.73	29.76	55.49	-18.51	74.00	Peak
4	*	2485.750	30.94	29.77	60.71	-13.29	74.00	Peak

Notes:

1. " * ", means this data is the worst emission level.

2. C.F (dB/m) = Antenna Factor (dB/m) + Cable Loss (dB).

3. Measurement (dBμV/m) = Reading (dBμV) + C.F (dB/m).

Site	WJ-AC2	Test Date	2025-02-10
Temperature	18.4 °C	Humidity	33.4 %
Limit	FCC_Part 15_Band Edge(3m)_AV	Test Engineer	Bob Zhang
Factor	DRH18-E_07105	Polarity	Vertical
EUT	ACCESS POINT	Test Voltage	By PoE
Test Mode	Transmit by BLE 1Mbps at Core0 2468MHz Core1 2474MHz		

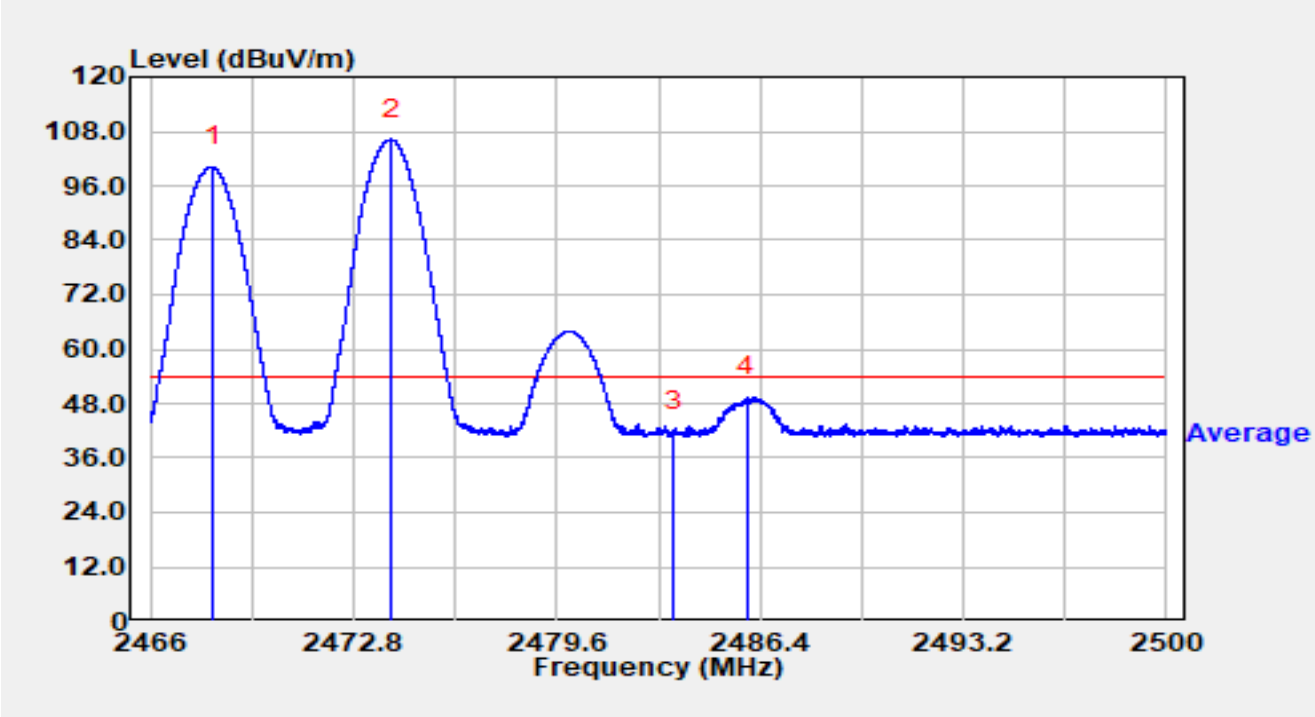

No	Mark	Frequency (MHz)	Reading (dBμV)	C.F (dB/m)	Measurement (dBμV/m)	Margin (dB)	Limit (dBμV/m)	Detector
1		2468.091	70.38	29.72	100.10	N/A	N/A	Average
2		2474.051	76.47	29.73	106.20	N/A	N/A	Average
3		2483.500	12.12	29.76	41.89	-12.11	54.00	Average
4	*	2485.958	19.76	29.77	49.53	-4.47	54.00	Average

Notes:

1. " * ", means this data is the worst emission level.

2. C.F (dB/m) = Antenna Factor (dB/m) + Cable Loss (dB).

3. Measurement (dBμV/m) = Reading (dBμV) + C.F (dB/m).

Site	WJ-AC2	Test Date	2025-02-10
Temperature	18.4 °C	Humidity	33.4 %
Limit	FCC_Part 15_Band Edge(3m)_PK	Test Engineer	Bob Zhang
Factor	DRH18-E_07105	Polarity	Horizontal
EUT	ACCESS POINT	Test Voltage	By PoE
Test Mode	Transmit by BLE 1Mbps at Core0 2470MHz Core1 2474MHz		

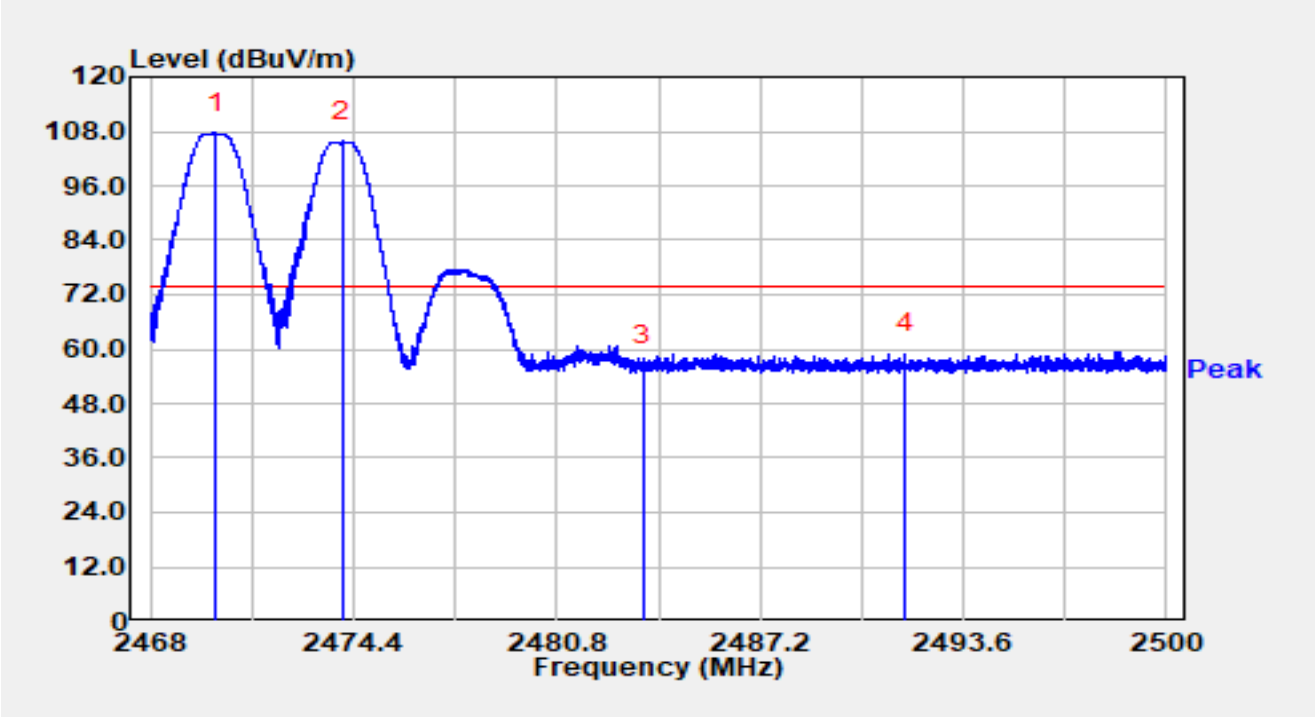

No	Mark	Frequency (MHz)	Reading (dBμV)	C.F (dB/m)	Measurement (dBμV/m)	Margin (dB)	Limit (dBμV/m)	Detector
1		2470.064	77.98	29.72	107.70	N/A	N/A	Peak
2		2474.058	76.02	29.73	105.75	N/A	N/A	Peak
3		2483.500	26.39	29.76	56.16	-17.84	74.00	Peak
4	*	2491.786	29.23	29.79	59.02	-14.98	74.00	Peak

Notes:

1. " * ", means this data is the worst emission level.

2. C.F (dB/m) = Antenna Factor (dB/m) + Cable Loss (dB).

3. Measurement (dBμV/m) = Reading (dBμV) + C.F (dB/m).

Site	WJ-AC2	Test Date	2025-02-10
Temperature	18.4 °C	Humidity	33.4 %
Limit	FCC_Part 15_Band Edge(3m)_AV	Test Engineer	Bob Zhang
Factor	DRH18-E_07105	Polarity	Horizontal
EUT	ACCESS POINT	Test Voltage	By PoE
Test Mode	Transmit by BLE 1Mbps at Core0 2470MHz Core1 2474MHz		

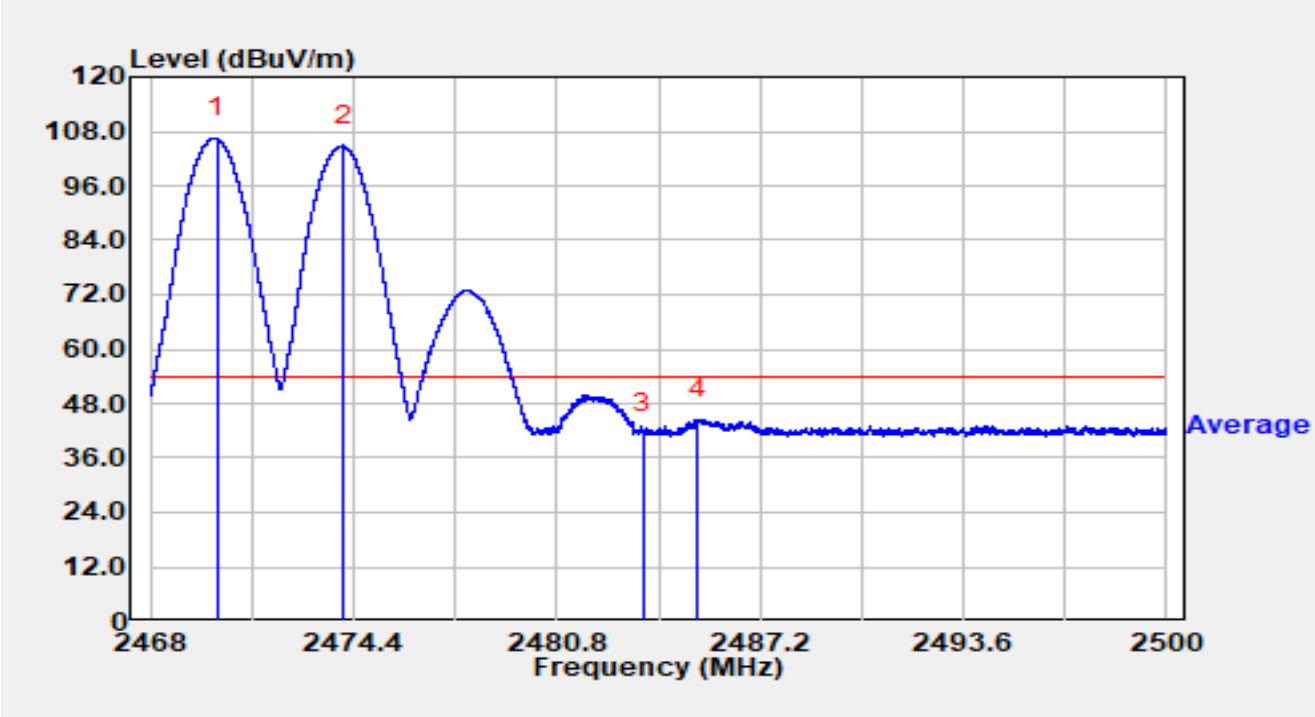

No	Mark	Frequency (MHz)	Reading (dBμV)	C.F (dB/m)	Measurement (dBμV/m)	Margin (dB)	Limit (dBμV/m)	Detector
1		2470.096	76.88	29.72	106.61	N/A	N/A	Average
2		2474.073	75.16	29.73	104.89	N/A	N/A	Average
3		2483.500	11.60	29.76	41.36	-12.64	54.00	Average
4	*	2485.222	14.68	29.77	44.45	-9.55	54.00	Average

Notes:

1. " * ", means this data is the worst emission level.

2. C.F (dB/m) = Antenna Factor (dB/m) + Cable Loss (dB).

3. Measurement (dBμV/m) = Reading (dBμV) + C.F (dB/m).

Site	WJ-AC2	Test Date	2025-02-10
Temperature	18.4 °C	Humidity	33.4 %
Limit	FCC_Part 15_Band Edge(3m)_PK	Test Engineer	Bob Zhang
Factor	DRH18-E_07105	Polarity	Vertical
EUT	ACCESS POINT	Test Voltage	By PoE
Test Mode	Transmit by BLE 1Mbps at Core0 2470MHz Core1 2474MHz		

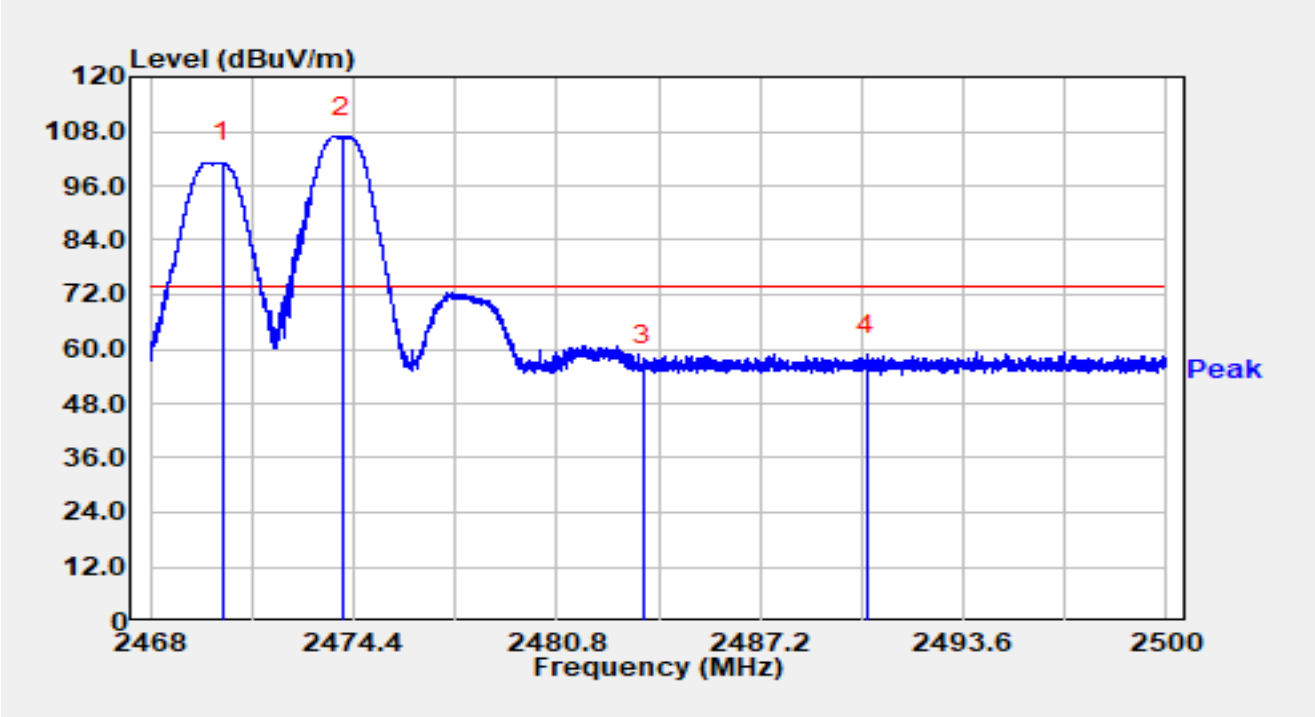

No	Mark	Frequency (MHz)	Reading (dBμV)	C.F (dB/m)	Measurement (dBμV/m)	Margin (dB)	Limit (dBμV/m)	Detector
1		2470.253	71.39	29.72	101.12	N/A	N/A	Peak
2		2474.026	77.12	29.73	106.85	N/A	N/A	Peak
3		2483.500	26.45	29.76	56.21	-17.79	74.00	Peak
4	*	2490.554	28.99	29.79	58.77	-15.23	74.00	Peak

Notes:

1. " * ", means this data is the worst emission level.

2. C.F (dB/m) = Antenna Factor (dB/m) + Cable Loss (dB).

3. Measurement (dBμV/m) = Reading (dBμV) + C.F (dB/m).

Site	WJ-AC2	Test Date	2025-02-10
Temperature	18.4 °C	Humidity	33.4 %
Limit	FCC_Part 15_Band Edge(3m)_AV	Test Engineer	Bob Zhang
Factor	DRH18-E_07105	Polarity	Vertical
EUT	ACCESS POINT	Test Voltage	By PoE
Test Mode	Transmit by BLE 1Mbps at Core0 2470MHz Core1 2474MHz		

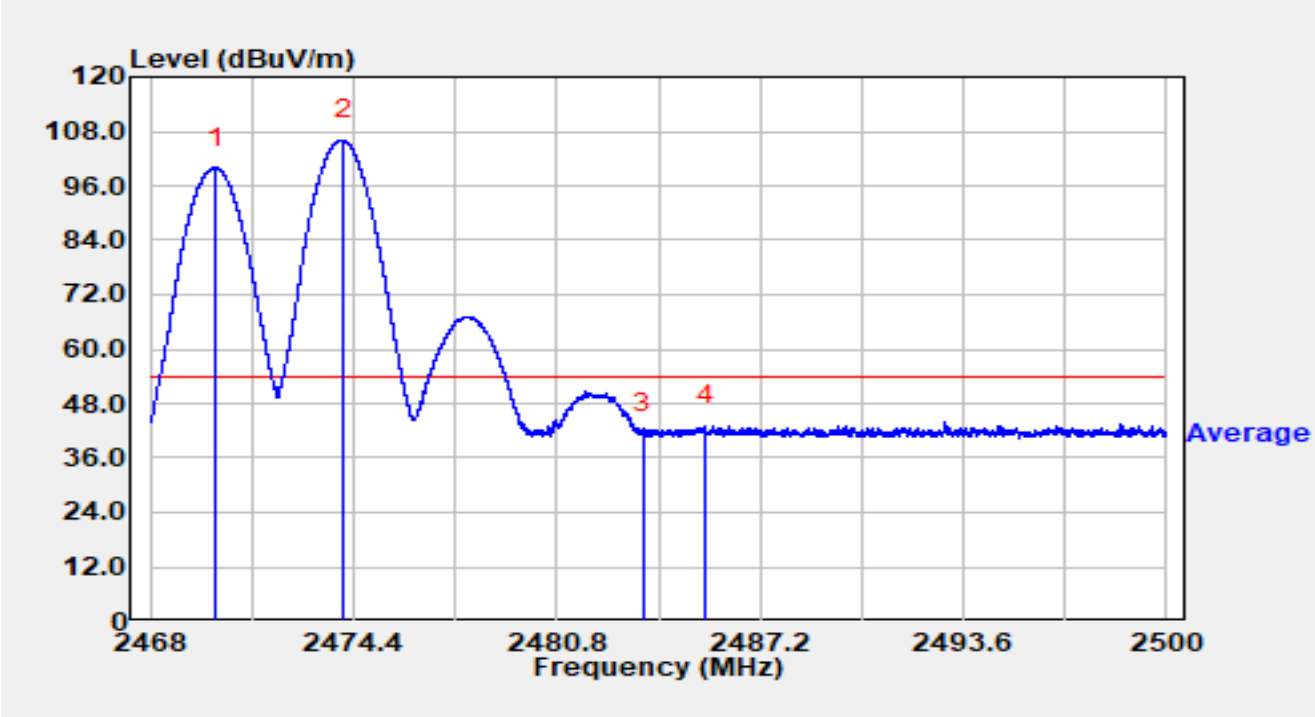

No	Mark	Frequency (MHz)	Reading (dBμV)	C.F (dB/m)	Measurement (dBμV/m)	Margin (dB)	Limit (dBμV/m)	Detector
1		2470.073	70.28	29.72	100.00	N/A	N/A	Average
2		2474.073	76.37	29.73	106.11	N/A	N/A	Average
3		2483.500	11.80	29.76	41.57	-12.43	54.00	Average
4	*	2485.472	13.34	29.77	43.11	-10.89	54.00	Average

Notes:

1. " * ", means this data is the worst emission level.

2. C.F (dB/m) = Antenna Factor (dB/m) + Cable Loss (dB).

3. Measurement (dBμV/m) = Reading (dBμV) + C.F (dB/m).

Site	WJ-AC2	Test Date	2025-02-10
Temperature	18.4 °C	Humidity	33.4 %
Limit	FCC_Part 15_Band Edge(3m)_PK	Test Engineer	Bob Zhang
Factor	DRH18-E_07105	Polarity	Horizontal
EUT	ACCESS POINT	Test Voltage	By PoE
Test Mode	Transmit by BLE 1Mbps at Core0 2472MHz Core1 2474MHz		

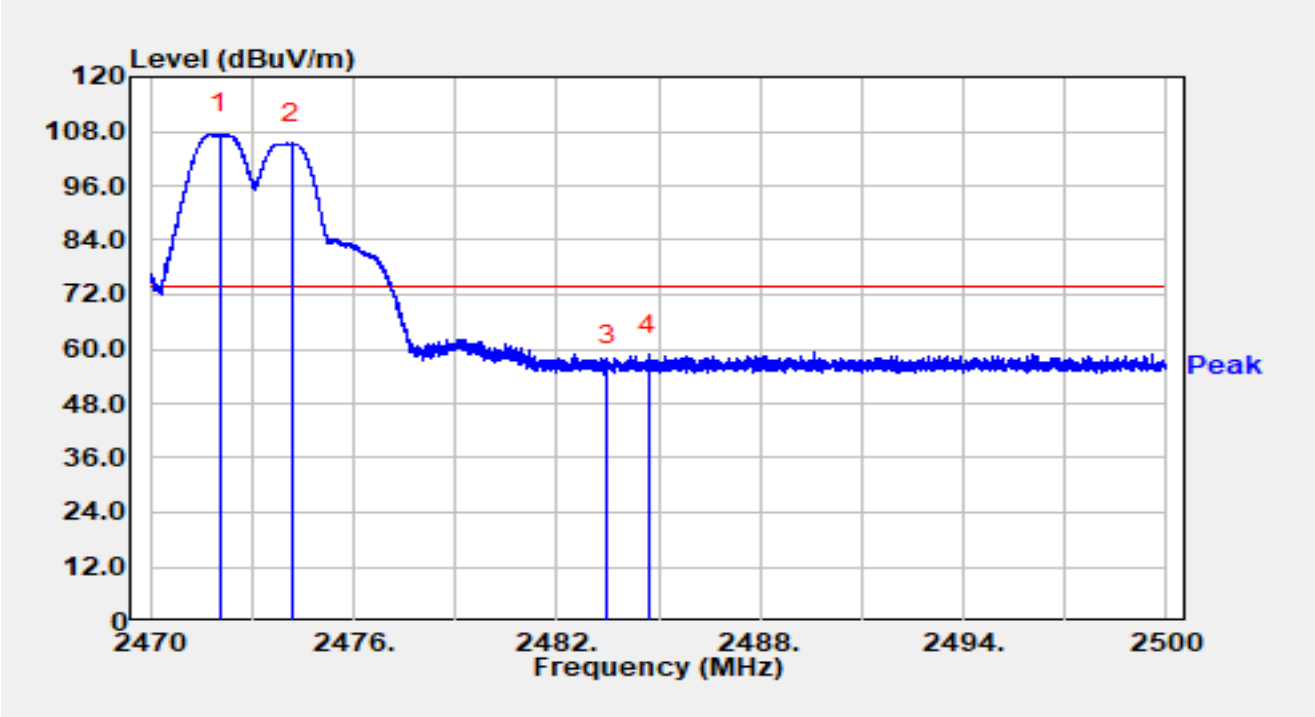

No	Mark	Frequency (MHz)	Reading (dBμV)	C.F (dB/m)	Measurement (dBμV/m)	Margin (dB)	Limit (dBμV/m)	Detector
1		2472.037	77.81	29.73	107.54	N/A	N/A	Peak
2		2474.161	75.70	29.73	105.44	N/A	N/A	Peak
3		2483.500	26.80	29.76	56.56	-17.44	74.00	Peak
4	*	2484.703	28.91	29.77	58.68	-15.32	74.00	Peak

Notes:

1. " * ", means this data is the worst emission level.

2. C.F (dB/m) = Antenna Factor (dB/m) + Cable Loss (dB).

3. Measurement (dBμV/m) = Reading (dBμV) + C.F (dB/m).

Site	WJ-AC2	Test Date	2025-02-10
Temperature	18.4 °C	Humidity	33.4 %
Limit	FCC_Part 15_Band Edge(3m)_AV	Test Engineer	Bob Zhang
Factor	DRH18-E_07105	Polarity	Horizontal
EUT	ACCESS POINT	Test Voltage	By PoE
Test Mode	Transmit by BLE 1Mbps at Core0 2472MHz Core1 2474MHz		

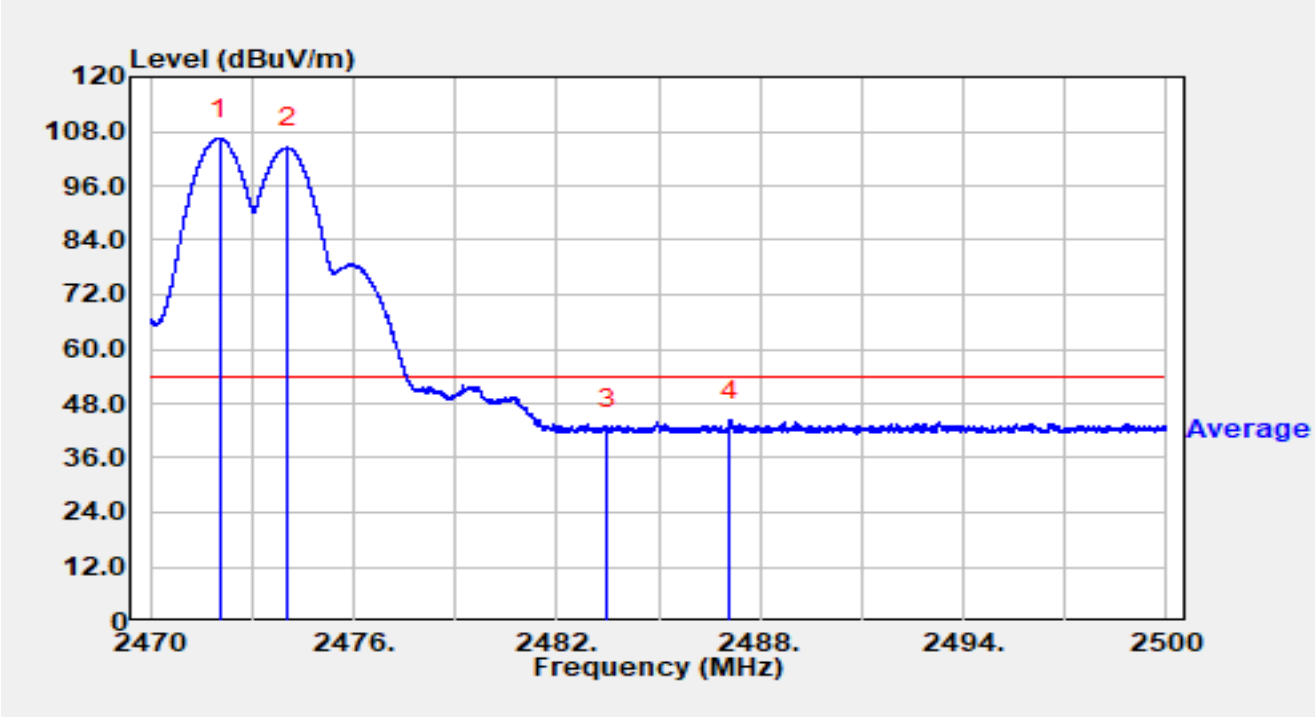

No	Mark	Frequency (MHz)	Reading (dBμV)	C.F (dB/m)	Measurement (dBμV/m)	Margin (dB)	Limit (dBμV/m)	Detector
1		2472.058	76.62	29.73	106.35	N/A	N/A	Average
2		2474.068	74.67	29.73	104.40	N/A	N/A	Average
3		2483.500	12.68	29.76	42.44	-11.56	54.00	Average
4	*	2487.121	14.59	29.78	44.37	-9.63	54.00	Average

Notes:

1. " * ", means this data is the worst emission level.

2. C.F (dB/m) = Antenna Factor (dB/m) + Cable Loss (dB).

3. Measurement (dBμV/m) = Reading (dBμV) + C.F (dB/m).

Site	WJ-AC2	Test Date	2025-02-10
Temperature	18.4 °C	Humidity	33.4 %
Limit	FCC_Part 15_Band Edge(3m)_PK	Test Engineer	Bob Zhang
Factor	DRH18-E_07105	Polarity	Vertical
EUT	ACCESS POINT	Test Voltage	By PoE
Test Mode	Transmit by BLE 1Mbps at Core0 2472MHz Core1 2474MHz		

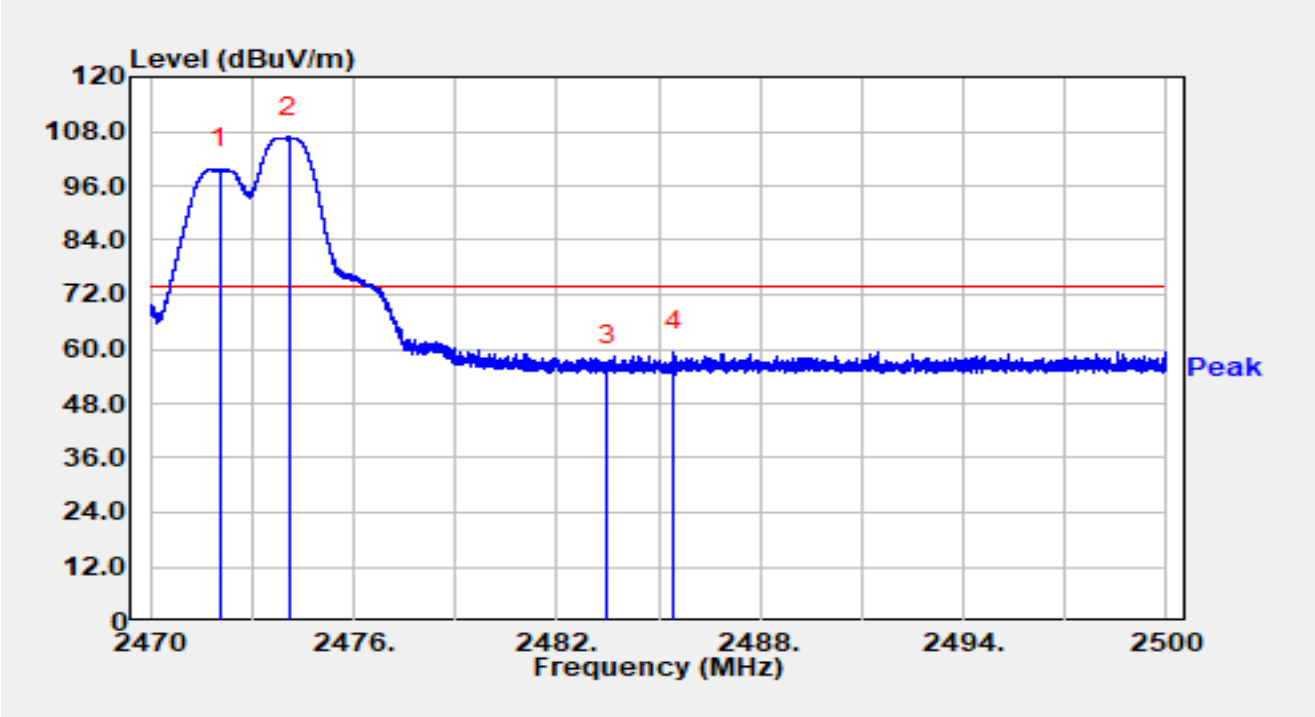

No	Mark	Frequency (MHz)	Reading (dBμV)	C.F (dB/m)	Measurement (dBμV/m)	Margin (dB)	Limit (dBμV/m)	Detector
1		2472.061	70.00	29.73	99.73	N/A	N/A	Peak
2		2474.077	76.96	29.73	106.69	N/A	N/A	Peak
3		2483.500	26.73	29.76	56.50	-17.50	74.00	Peak
4	*	2485.441	29.72	29.77	59.49	-14.51	74.00	Peak

Notes:

1. " * ", means this data is the worst emission level.

2. C.F (dB/m) = Antenna Factor (dB/m) + Cable Loss (dB).

3. Measurement (dBμV/m) = Reading (dBμV) + C.F (dB/m).

Site	WJ-AC2	Test Date	2025-02-10
Temperature	18.4 °C	Humidity	33.4 %
Limit	FCC_Part 15_Band Edge(3m)_AV	Test Engineer	Bob Zhang
Factor	DRH18-E_07105	Polarity	Vertical
EUT	ACCESS POINT	Test Voltage	By PoE
Test Mode	Transmit by BLE 1Mbps at Core0 2472MHz Core1 2474MHz		

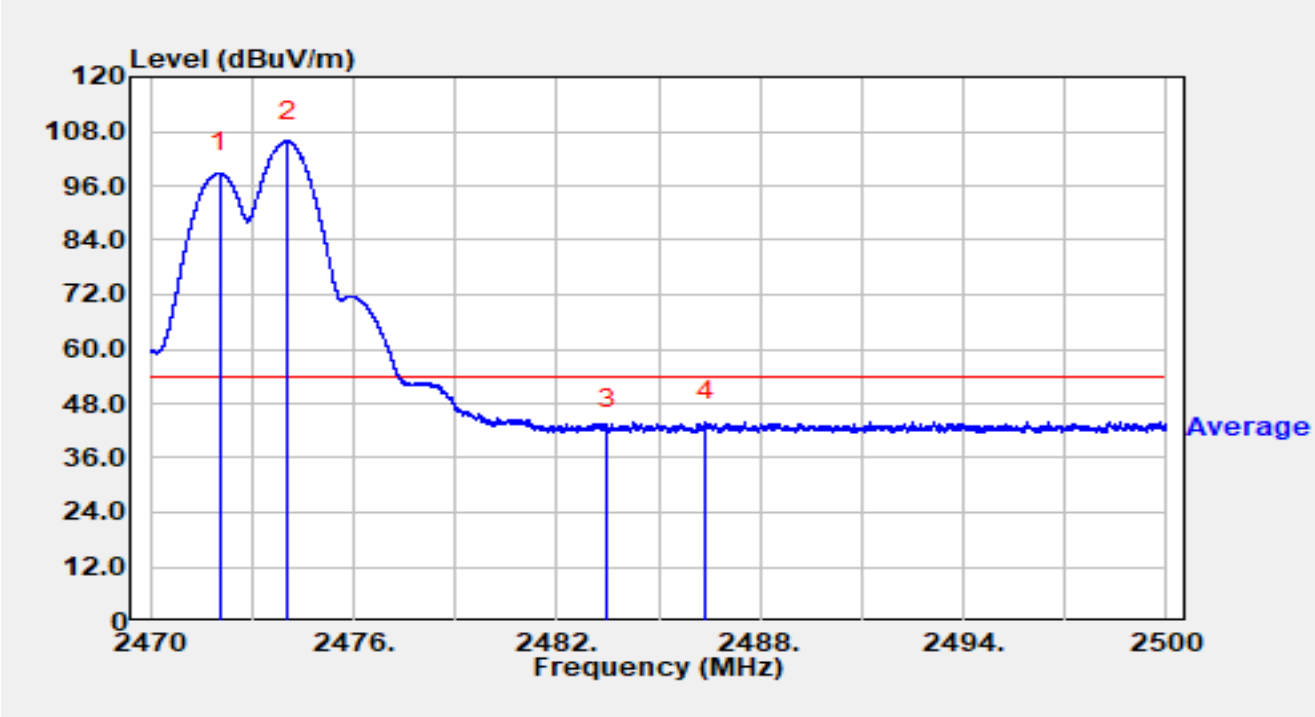

No	Mark	Frequency (MHz)	Reading (dBμV)	C.F (dB/m)	Measurement (dBμV/m)	Margin (dB)	Limit (dBμV/m)	Detector
1		2472.049	69.09	29.73	98.82	N/A	N/A	Average
2		2474.065	76.15	29.73	105.88	N/A	N/A	Average
3		2483.500	12.61	29.76	42.37	-11.63	54.00	Average
4	*	2486.377	14.37	29.77	44.14	-9.86	54.00	Average

Notes:

1. " * ", means this data is the worst emission level.

2. C.F (dB/m) = Antenna Factor (dB/m) + Cable Loss (dB).

3. Measurement (dBμV/m) = Reading (dBμV) + C.F (dB/m).

Site	WJ-AC2	Test Date	2025-02-10
Temperature	18.4 °C	Humidity	33.4 %
Limit	FCC_Part 15_Band Edge(3m)_PK	Test Engineer	Bob Zhang
Factor	DRH18-E_07105	Polarity	Horizontal
EUT	ACCESS POINT	Test Voltage	By PoE
Test Mode	Transmit by BLE 1Mbps at Core0 2468MHz Core1 2476MHz		

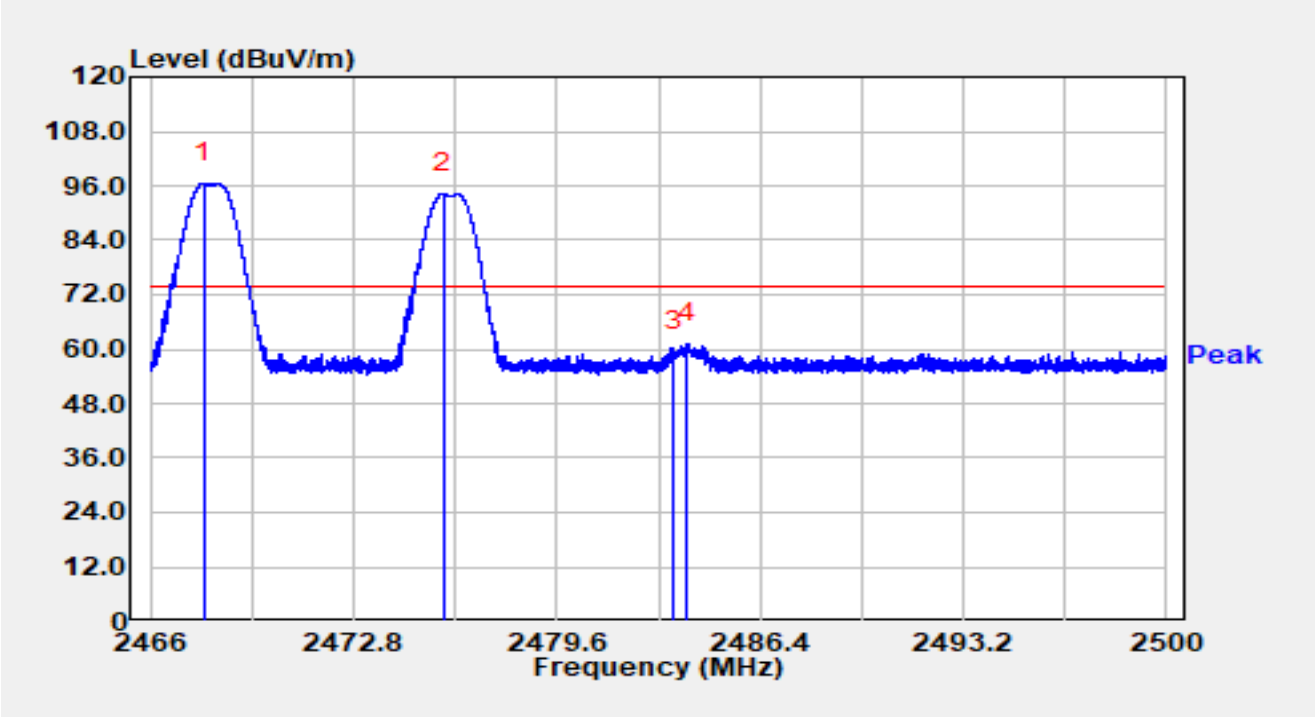

No	Mark	Frequency (MHz)	Reading (dBμV)	C.F (dB/m)	Measurement (dBμV/m)	Margin (dB)	Limit (dBμV/m)	Detector
1		2467.775	66.77	29.72	96.49	N/A	N/A	Peak
2		2475.789	64.47	29.74	94.21	N/A	N/A	Peak
3		2483.500	29.62	29.76	59.38	-14.62	74.00	Peak
4	*	2483.962	31.50	29.77	61.26	-12.74	74.00	Peak

Notes:

1. " * ", means this data is the worst emission level.

2. C.F (dB/m) = Antenna Factor (dB/m) + Cable Loss (dB).

3. Measurement (dBμV/m) = Reading (dBμV) + C.F (dB/m).

Site	WJ-AC2	Test Date	2025-02-10
Temperature	18.4 °C	Humidity	33.4 %
Limit	FCC_Part 15_Band Edge(3m)_AV	Test Engineer	Bob Zhang
Factor	DRH18-E_07105	Polarity	Horizontal
EUT	ACCESS POINT	Test Voltage	By PoE
Test Mode	Transmit by BLE 1Mbps at Core0 2468MHz Core1 2476MHz		

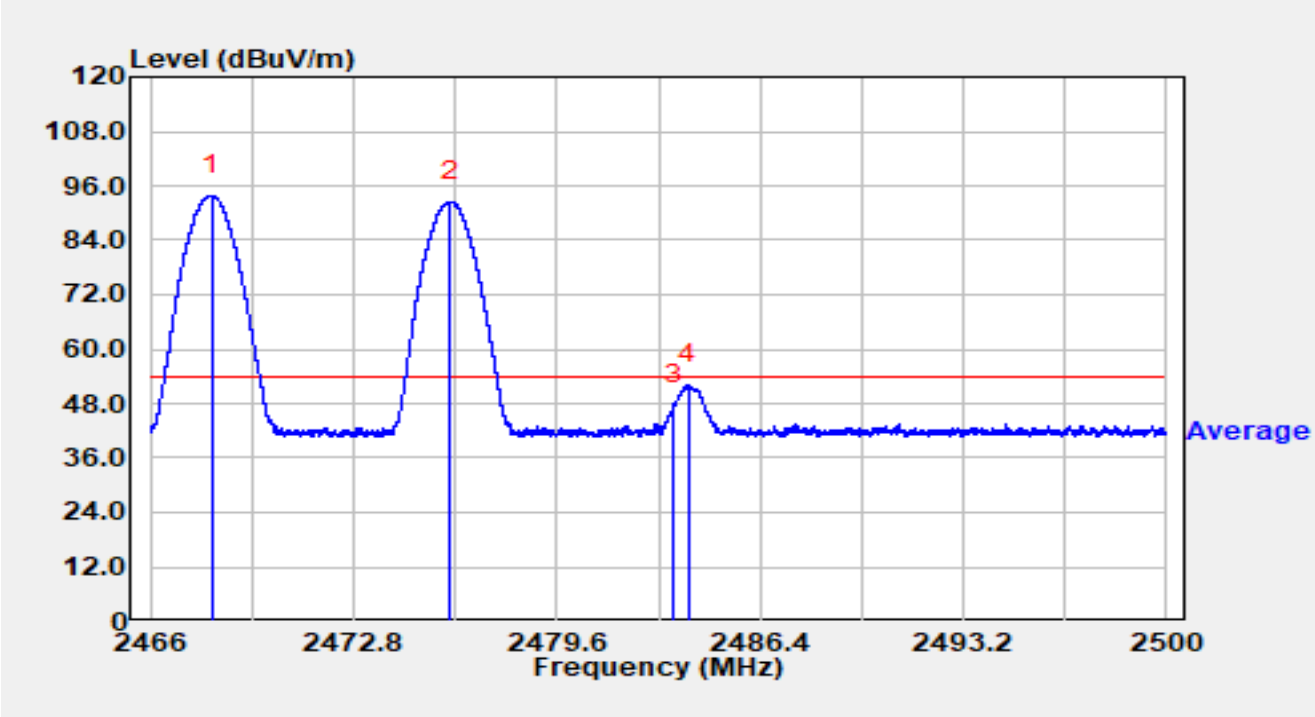

No	Mark	Frequency (MHz)	Reading (dBμV)	C.F (dB/m)	Measurement (dBμV/m)	Margin (dB)	Limit (dBμV/m)	Detector
1		2468.037	64.24	29.72	93.96	N/A	N/A	Average
2		2476.030	62.66	29.74	92.40	N/A	N/A	Average
3		2483.500	17.87	29.76	47.64	-6.36	54.00	Average
4	*	2484.006	22.44	29.77	52.20	-1.80	54.00	Average

Notes:

1. " * ", means this data is the worst emission level.

2. C.F (dB/m) = Antenna Factor (dB/m) + Cable Loss (dB).

3. Measurement (dBμV/m) = Reading (dBμV) + C.F (dB/m).

Site	WJ-AC2	Test Date	2025-02-10
Temperature	18.4 °C	Humidity	33.4 %
Limit	FCC_Part 15_Band Edge(3m)_PK	Test Engineer	Bob Zhang
Factor	DRH18-E_07105	Polarity	Vertical
EUT	ACCESS POINT	Test Voltage	By PoE
Test Mode	Transmit by BLE 1Mbps at Core0 2468MHz Core1 2476MHz		

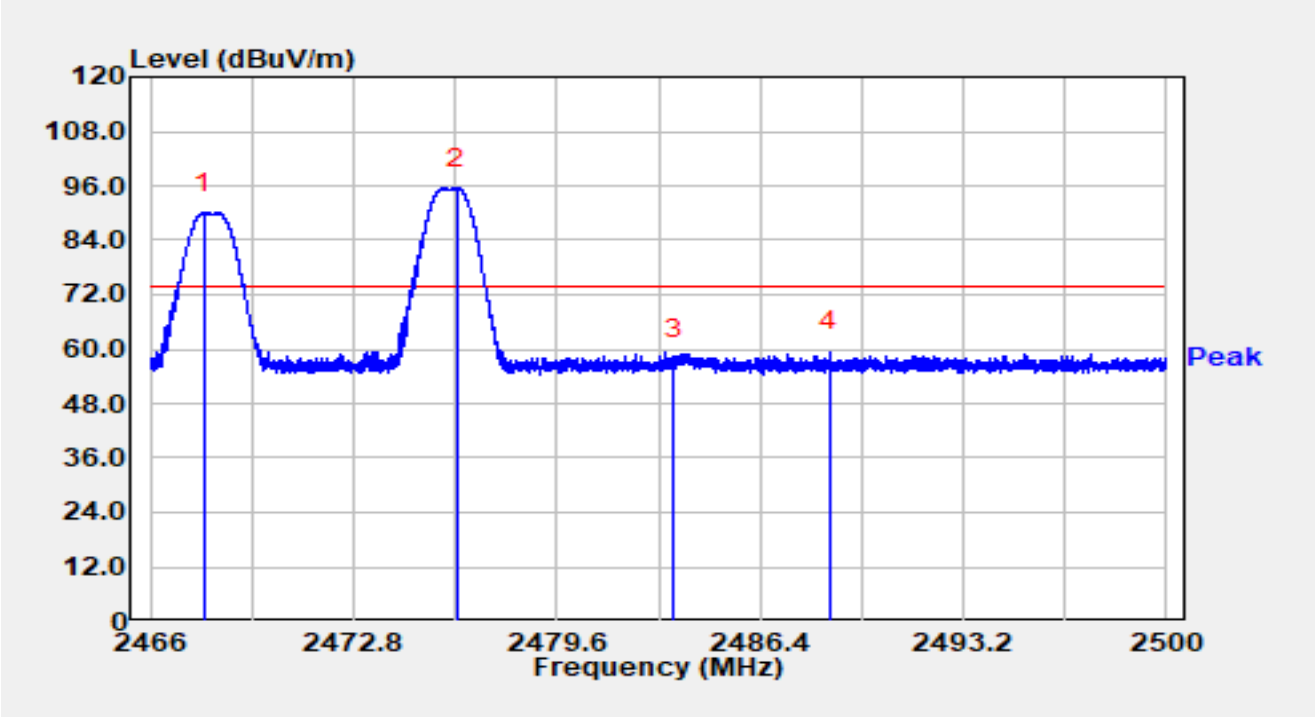

No	Mark	Frequency (MHz)	Reading (dBμV)	C.F (dB/m)	Measurement (dBμV/m)	Margin (dB)	Limit (dBμV/m)	Detector
1		2467.802	60.33	29.72	90.05	N/A	N/A	Peak
2		2476.271	65.74	29.74	95.48	N/A	N/A	Peak
3		2483.500	27.78	29.76	57.55	-16.45	74.00	Peak
4	*	2488.743	29.69	29.78	59.47	-14.53	74.00	Peak

Notes:

1. " * ", means this data is the worst emission level.

2. C.F (dB/m) = Antenna Factor (dB/m) + Cable Loss (dB).

3. Measurement (dBμV/m) = Reading (dBμV) + C.F (dB/m).

Site	WJ-AC2	Test Date	2025-02-10
Temperature	18.4 °C	Humidity	33.4 %
Limit	FCC_Part 15_Band Edge(3m)_AV	Test Engineer	Bob Zhang
Factor	DRH18-E_07105	Polarity	Vertical
EUT	ACCESS POINT	Test Voltage	By PoE
Test Mode	Transmit by BLE 1Mbps at Core0 2468MHz Core1 2476MHz		

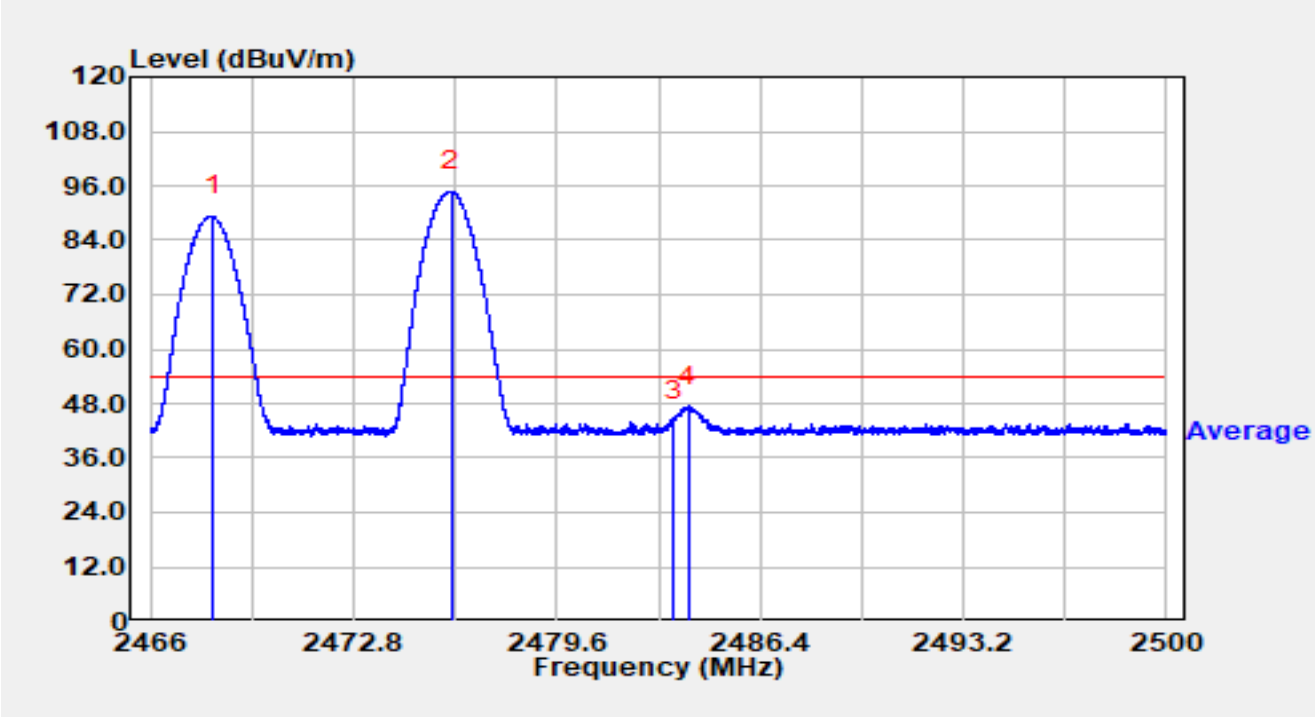

No	Mark	Frequency (MHz)	Reading (dBμV)	C.F (dB/m)	Measurement (dBμV/m)	Margin (dB)	Limit (dBμV/m)	Detector
1		2468.101	59.56	29.72	89.28	N/A	N/A	Average
2		2476.057	65.10	29.74	94.84	N/A	N/A	Average
3		2483.500	14.32	29.76	44.08	-9.92	54.00	Average
4	*	2484.023	17.57	29.77	47.34	-6.66	54.00	Average

Notes:

1. " * ", means this data is the worst emission level.

2. C.F (dB/m) = Antenna Factor (dB/m) + Cable Loss (dB).

3. Measurement (dBμV/m) = Reading (dBμV) + C.F (dB/m).

Site	WJ-AC2	Test Date	2025-02-10
Temperature	18.4 °C	Humidity	33.4 %
Limit	FCC_Part 15_Band Edge(3m)_PK	Test Engineer	Bob Zhang
Factor	DRH18-E_07105	Polarity	Horizontal
EUT	ACCESS POINT	Test Voltage	By PoE
Test Mode	Transmit by BLE 1Mbps at Core0 2470MHz Core1 2476MHz		

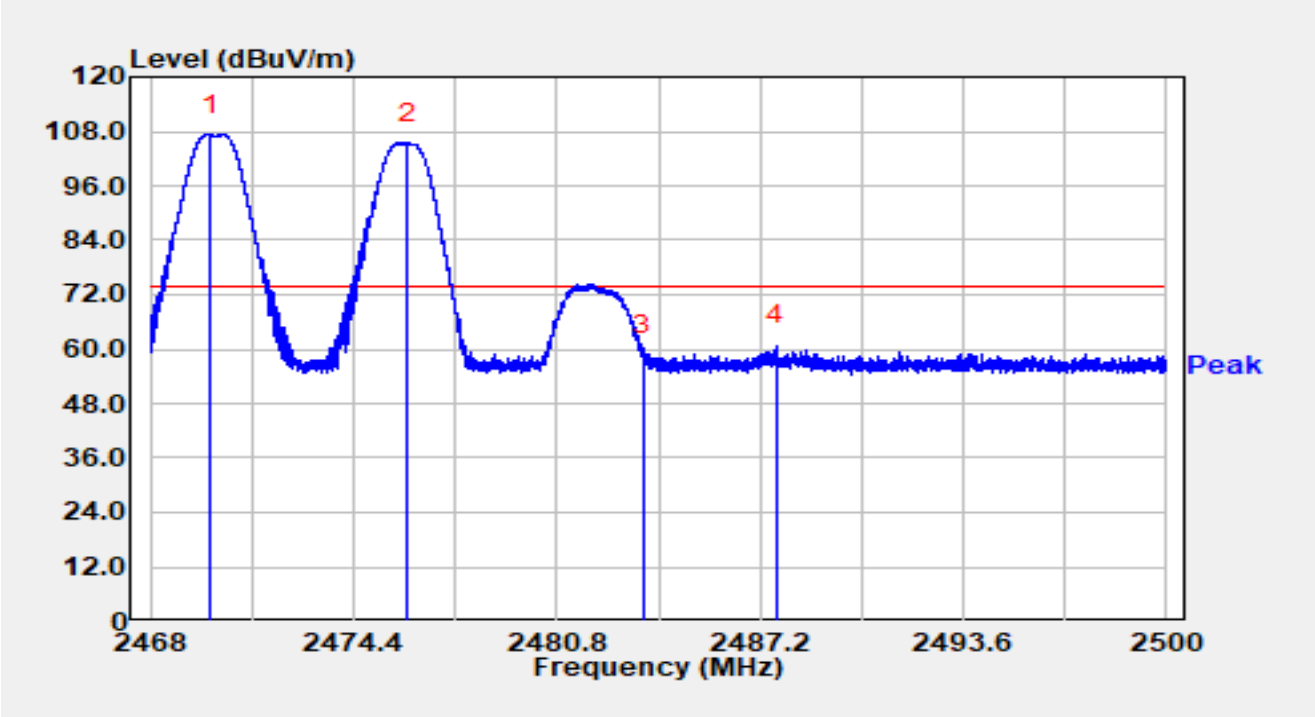

No	Mark	Frequency (MHz)	Reading (dBμV)	C.F (dB/m)	Measurement (dBμV/m)	Margin (dB)	Limit (dBμV/m)	Detector
1		2469.882	77.59	29.72	107.31	N/A	N/A	Peak
2		2476.086	75.75	29.74	105.48	N/A	N/A	Peak
3		2483.500	28.82	29.76	58.58	-15.42	74.00	Peak
4	*	2487.712	31.09	29.78	60.87	-13.13	74.00	Peak

Notes:

1. " * ", means this data is the worst emission level.

2. C.F (dB/m) = Antenna Factor (dB/m) + Cable Loss (dB).

3. Measurement (dBμV/m) = Reading (dBμV) + C.F (dB/m).

Site	WJ-AC2	Test Date	2025-02-10
Temperature	18.4 °C	Humidity	33.4 %
Limit	FCC_Part 15_Band Edge(3m)_AV	Test Engineer	Bob Zhang
Factor	DRH18-E_07105	Polarity	Horizontal
EUT	ACCESS POINT	Test Voltage	By PoE
Test Mode	Transmit by BLE 1Mbps at Core0 2470MHz Core1 2476MHz		

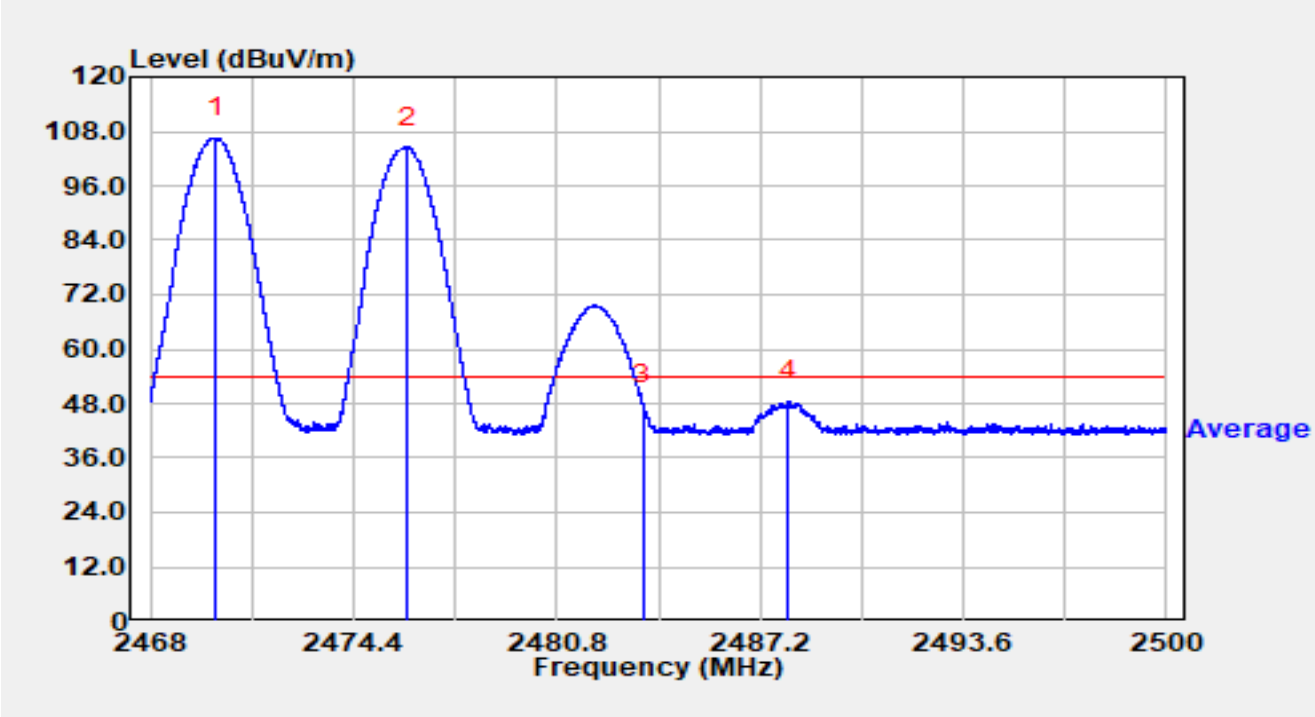

No	Mark	Frequency (MHz)	Reading (dBμV)	C.F (dB/m)	Measurement (dBμV/m)	Margin (dB)	Limit (dBμV/m)	Detector
1		2470.073	76.86	29.72	106.59	N/A	N/A	Average
2		2476.090	74.80	29.74	104.53	N/A	N/A	Average
3		2483.500	18.11	29.76	47.88	-6.12	54.00	Average
4	*	2488.106	18.76	29.78	48.54	-5.46	54.00	Average

Notes:

1. " * ", means this data is the worst emission level.

2. C.F (dB/m) = Antenna Factor (dB/m) + Cable Loss (dB).

3. Measurement (dBμV/m) = Reading (dBμV) + C.F (dB/m).

Site	WJ-AC2	Test Date	2025-02-10
Temperature	18.4 °C	Humidity	33.4 %
Limit	FCC_Part 15_Band Edge(3m)_PK	Test Engineer	Bob Zhang
Factor	DRH18-E_07105	Polarity	Vertical
EUT	ACCESS POINT	Test Voltage	By PoE
Test Mode	Transmit by BLE 1Mbps at Core0 2470MHz Core1 2476MHz		

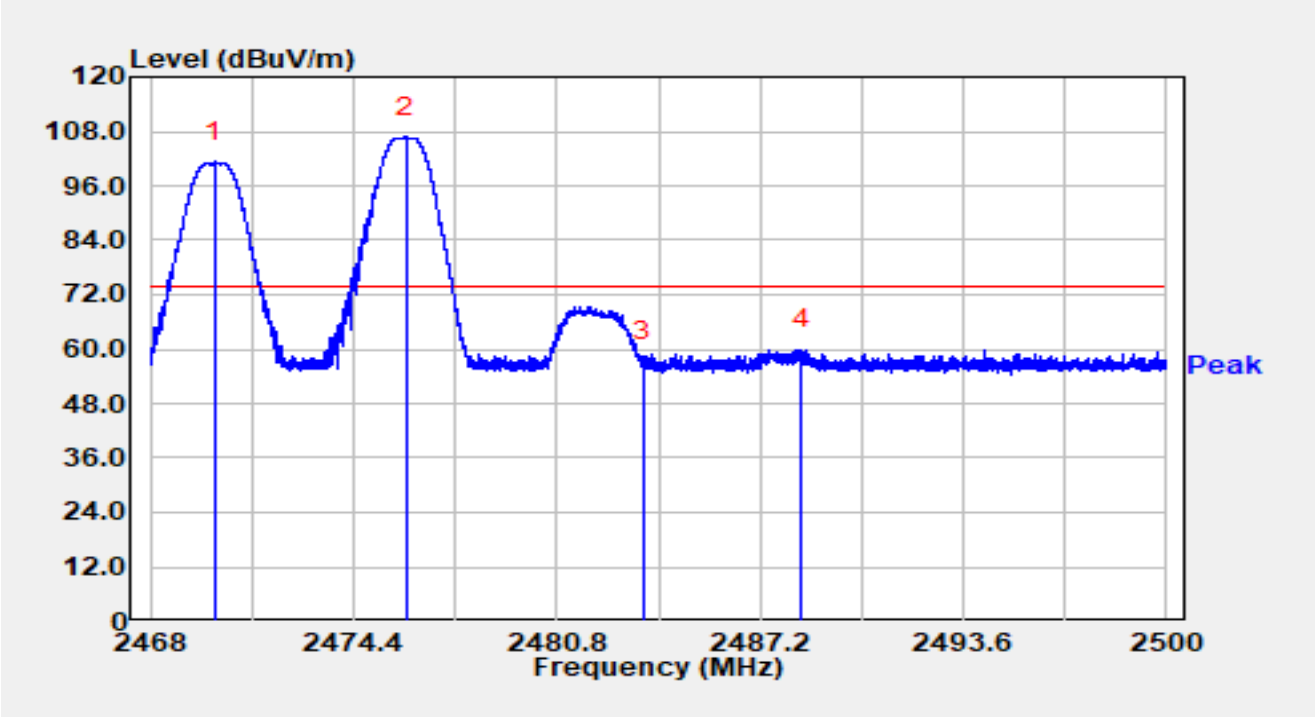

No	Mark	Frequency (MHz)	Reading (dBμV)	C.F (dB/m)	Measurement (dBμV/m)	Margin (dB)	Limit (dBμV/m)	Detector
1		2470.035	71.57	29.72	101.29	N/A	N/A	Peak
2		2476.061	77.02	29.74	106.76	N/A	N/A	Peak
3		2483.500	27.43	29.76	57.20	-16.80	74.00	Peak
4	*	2488.512	30.15	29.78	59.93	-14.07	74.00	Peak

Notes:

1. " * ", means this data is the worst emission level.

2. C.F (dB/m) = Antenna Factor (dB/m) + Cable Loss (dB).

3. Measurement (dBμV/m) = Reading (dBμV) + C.F (dB/m).

Site	WJ-AC2	Test Date	2025-02-10
Temperature	18.4 °C	Humidity	33.4 %
Limit	FCC_Part 15_Band Edge(3m)_AV	Test Engineer	Bob Zhang
Factor	DRH18-E_07105	Polarity	Vertical
EUT	ACCESS POINT	Test Voltage	By PoE
Test Mode	Transmit by BLE 1Mbps at Core0 2470MHz Core1 2476MHz		

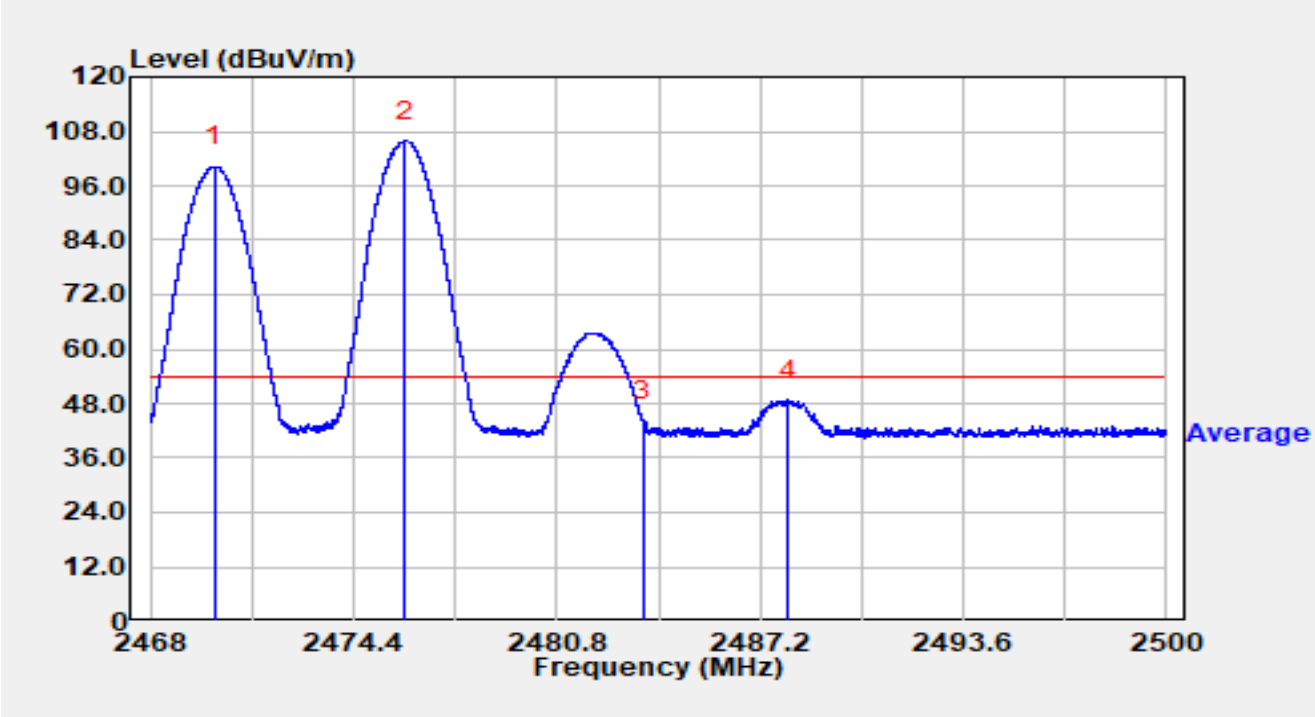

No	Mark	Frequency (MHz)	Reading (dBμV)	C.F (dB/m)	Measurement (dBμV/m)	Margin (dB)	Limit (dBμV/m)	Detector
1		2470.019	70.47	29.72	100.19	N/A	N/A	Average
2		2476.032	76.21	29.74	105.95	N/A	N/A	Average
3		2483.500	14.49	29.76	44.26	-9.74	54.00	Average
4	*	2488.102	19.04	29.78	48.82	-5.18	54.00	Average

Notes:

1. " * ", means this data is the worst emission level.

2. C.F (dB/m) = Antenna Factor (dB/m) + Cable Loss (dB).

3. Measurement (dBμV/m) = Reading (dBμV) + C.F (dB/m).

Site	WJ-AC2	Test Date	2025-02-10
Temperature	18.4 °C	Humidity	33.4 %
Limit	FCC_Part 15_Band Edge(3m)_PK	Test Engineer	Bob Zhang
Factor	DRH18-E_07105	Polarity	Horizontal
EUT	ACCESS POINT	Test Voltage	By PoE
Test Mode	Transmit by BLE 1Mbps at Core0 2472MHz Core1 2476MHz		

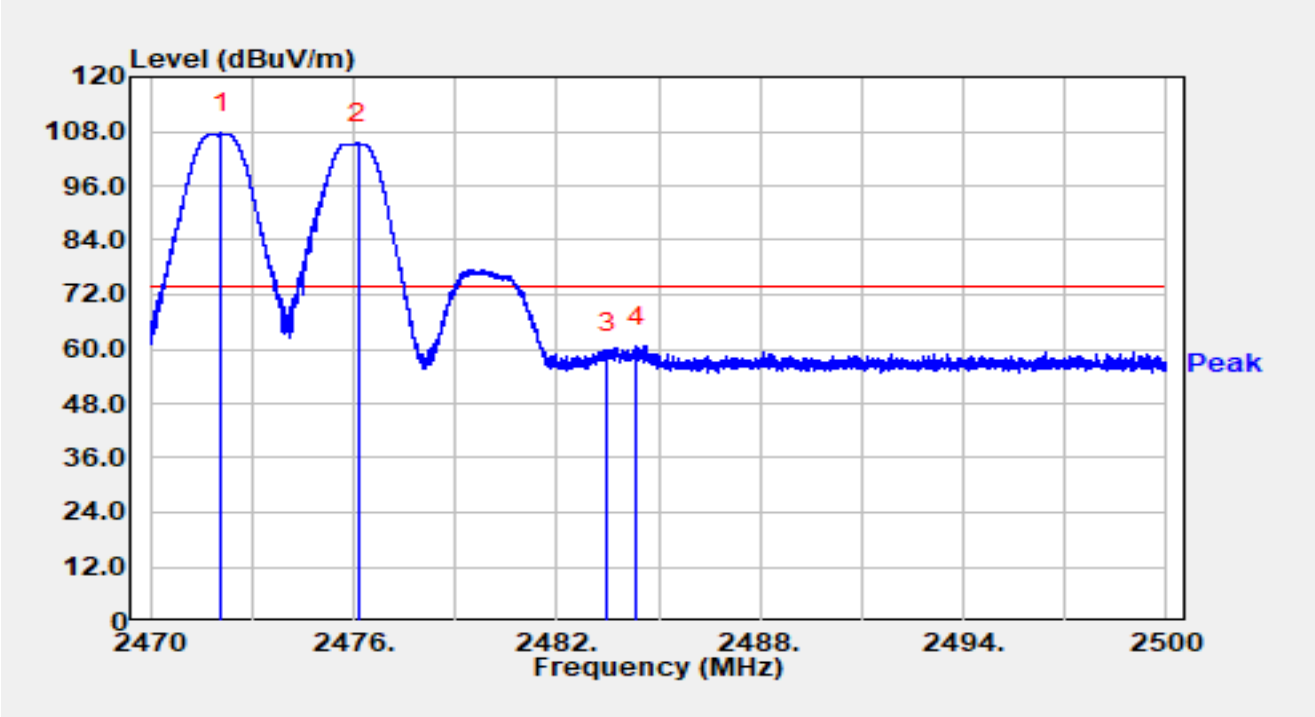

No	Mark	Frequency (MHz)	Reading (dBμV)	C.F (dB/m)	Measurement (dBμV/m)	Margin (dB)	Limit (dBμV/m)	Detector
1		2472.073	77.90	29.73	107.62	N/A	N/A	Peak
2		2476.156	75.61	29.74	105.35	N/A	N/A	Peak
3		2483.500	29.37	29.76	59.14	-14.86	74.00	Peak
4	*	2484.352	30.83	29.77	60.60	-13.40	74.00	Peak

Notes:

1. " * ", means this data is the worst emission level.

2. C.F (dB/m) = Antenna Factor (dB/m) + Cable Loss (dB).

3. Measurement (dBμV/m) = Reading (dBμV) + C.F (dB/m).

Site	WJ-AC2	Test Date	2025-02-10
Temperature	18.4 °C	Humidity	33.4 %
Limit	FCC_Part 15_Band Edge(3m)_AV	Test Engineer	Bob Zhang
Factor	DRH18-E_07105	Polarity	Horizontal
EUT	ACCESS POINT	Test Voltage	By PoE
Test Mode	Transmit by BLE 1Mbps at Core0 2472MHz Core1 2476MHz		

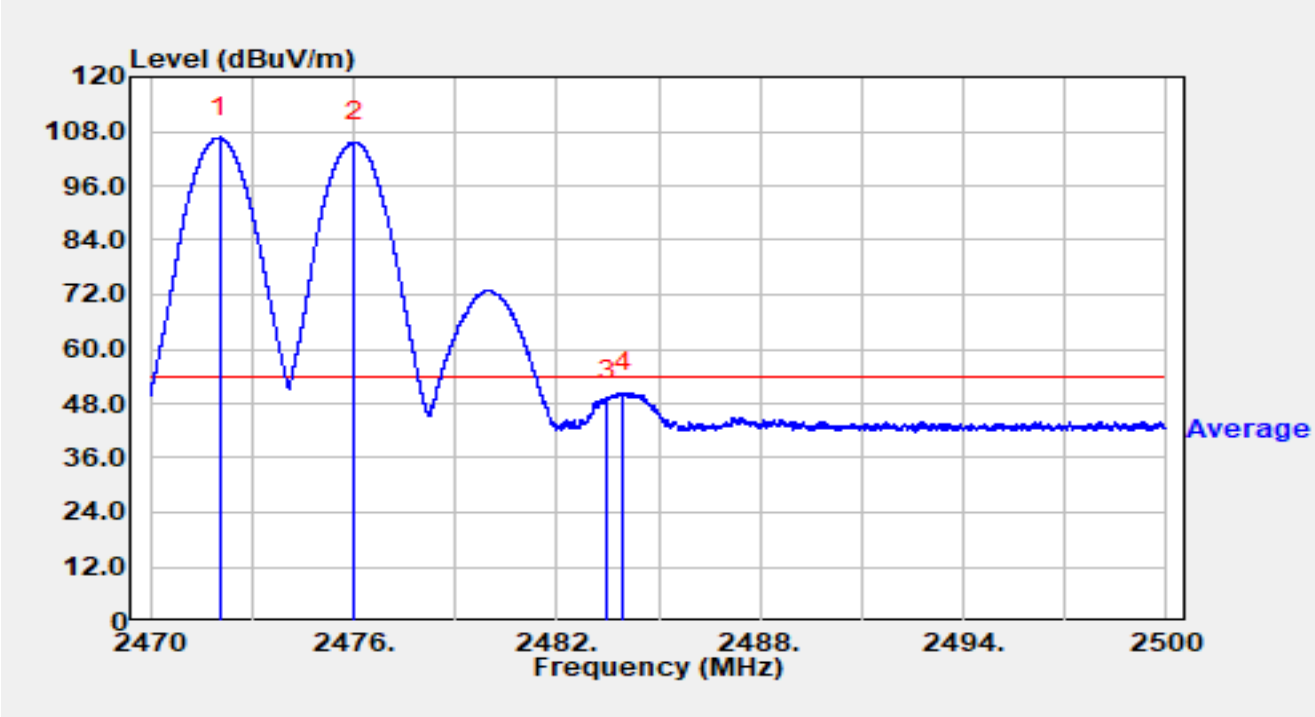

No	Mark	Frequency (MHz)	Reading (dBμV)	C.F (dB/m)	Measurement (dBμV/m)	Margin (dB)	Limit (dBμV/m)	Detector
1		2472.040	76.93	29.73	106.66	N/A	N/A	Average
2		2476.036	75.93	29.74	105.67	N/A	N/A	Average
3		2483.500	19.04	29.76	48.80	-5.20	54.00	Average
4	*	2483.953	20.59	29.77	50.35	-3.65	54.00	Average

Notes:

1. " * ", means this data is the worst emission level.

2. C.F (dB/m) = Antenna Factor (dB/m) + Cable Loss (dB).

3. Measurement (dBμV/m) = Reading (dBμV) + C.F (dB/m).

Site	WJ-AC2	Test Date	2025-02-10
Temperature	18.4 °C	Humidity	33.4 %
Limit	FCC_Part 15_Band Edge(3m)_PK	Test Engineer	Bob Zhang
Factor	DRH18-E_07105	Polarity	Vertical
EUT	ACCESS POINT	Test Voltage	By PoE
Test Mode	Transmit by BLE 1Mbps at Core0 2472MHz Core1 2476MHz		

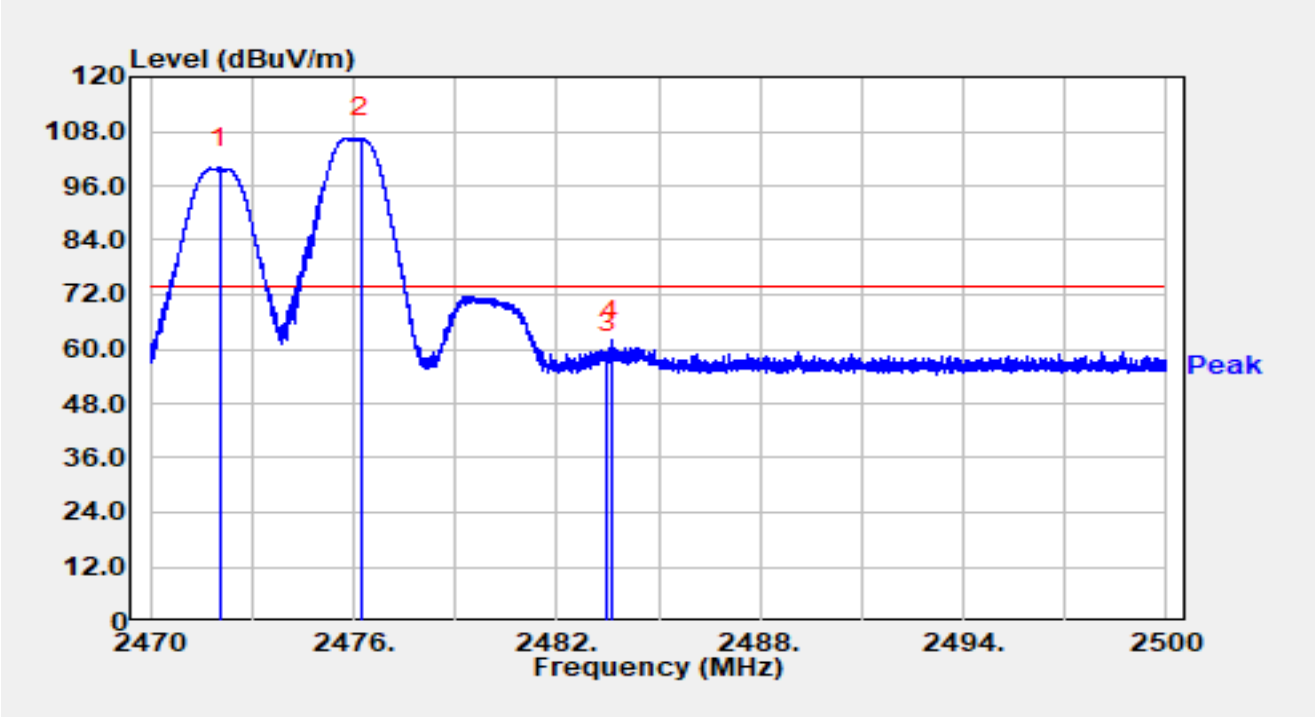

No	Mark	Frequency (MHz)	Reading (dBμV)	C.F (dB/m)	Measurement (dBμV/m)	Margin (dB)	Limit (dBμV/m)	Detector
1		2472.058	70.19	29.73	99.92	N/A	N/A	Peak
2		2476.207	76.73	29.74	106.46	N/A	N/A	Peak
3		2483.500	29.22	29.76	58.98	-15.02	74.00	Peak
4	*	2483.608	32.08	29.76	61.84	-12.16	74.00	Peak

Notes:

1. " * ", means this data is the worst emission level.

2. C.F (dB/m) = Antenna Factor (dB/m) + Cable Loss (dB).

3. Measurement (dBμV/m) = Reading (dBμV) + C.F (dB/m).

Site	WJ-AC2	Test Date	2025-02-10
Temperature	18.4 °C	Humidity	33.4 %
Limit	FCC_Part 15_Band Edge(3m)_AV	Test Engineer	Bob Zhang
Factor	DRH18-E_07105	Polarity	Vertical
EUT	ACCESS POINT	Test Voltage	By PoE
Test Mode	Transmit by BLE 1Mbps at Core0 2472MHz Core1 2476MHz		

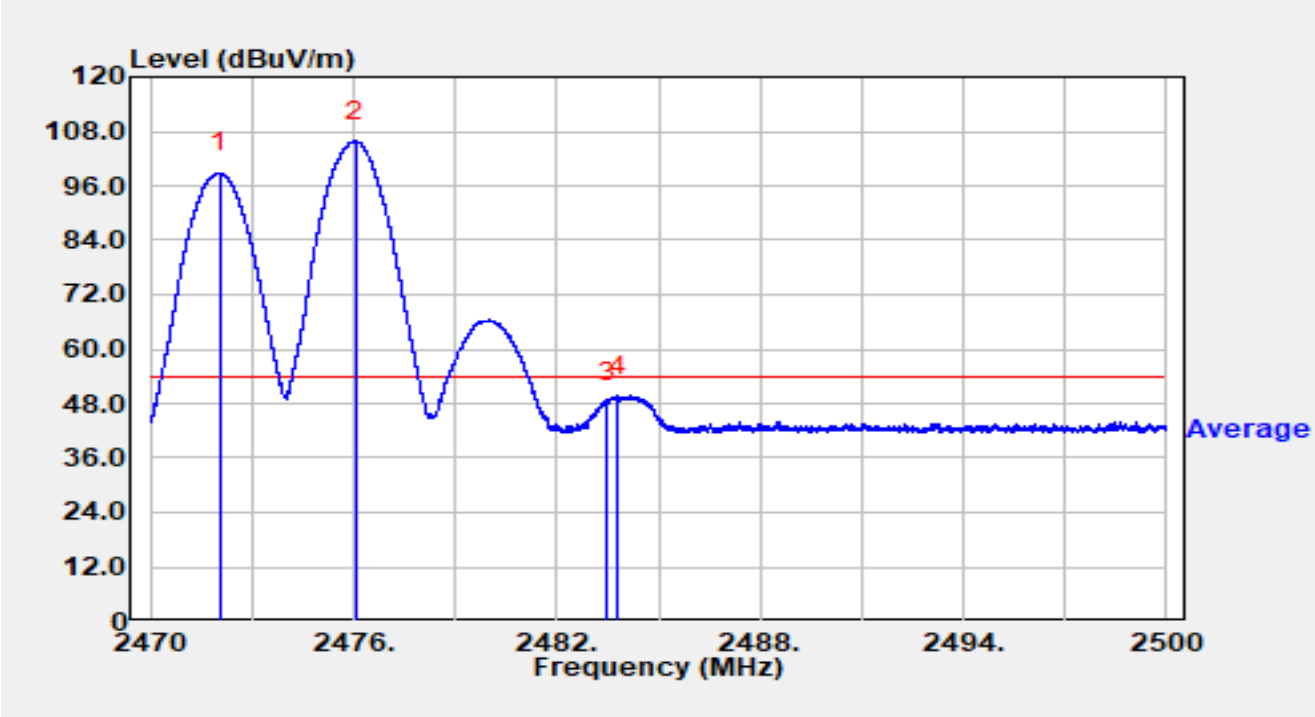

No	Mark	Frequency (MHz)	Reading (dBμV)	C.F (dB/m)	Measurement (dBμV/m)	Margin (dB)	Limit (dBμV/m)	Detector
1		2472.052	69.19	29.73	98.92	N/A	N/A	Average
2		2476.063	76.06	29.74	105.80	N/A	N/A	Average
3		2483.500	18.64	29.76	48.40	-5.60	54.00	Average
4	*	2483.815	20.02	29.77	49.78	-4.22	54.00	Average

Notes:

1. " * ", means this data is the worst emission level.

2. C.F (dB/m) = Antenna Factor (dB/m) + Cable Loss (dB).

3. Measurement (dBμV/m) = Reading (dBμV) + C.F (dB/m).

Site	WJ-AC2	Test Date	2025-02-10
Temperature	18.4 °C	Humidity	33.4 %
Limit	FCC_Part 15_Band Edge(3m)_PK	Test Engineer	Bob Zhang
Factor	DRH18-E_07105	Polarity	Horizontal
EUT	ACCESS POINT	Test Voltage	By PoE
Test Mode	Transmit by BLE 1Mbps at Core0 2474MHz Core1 2476MHz		

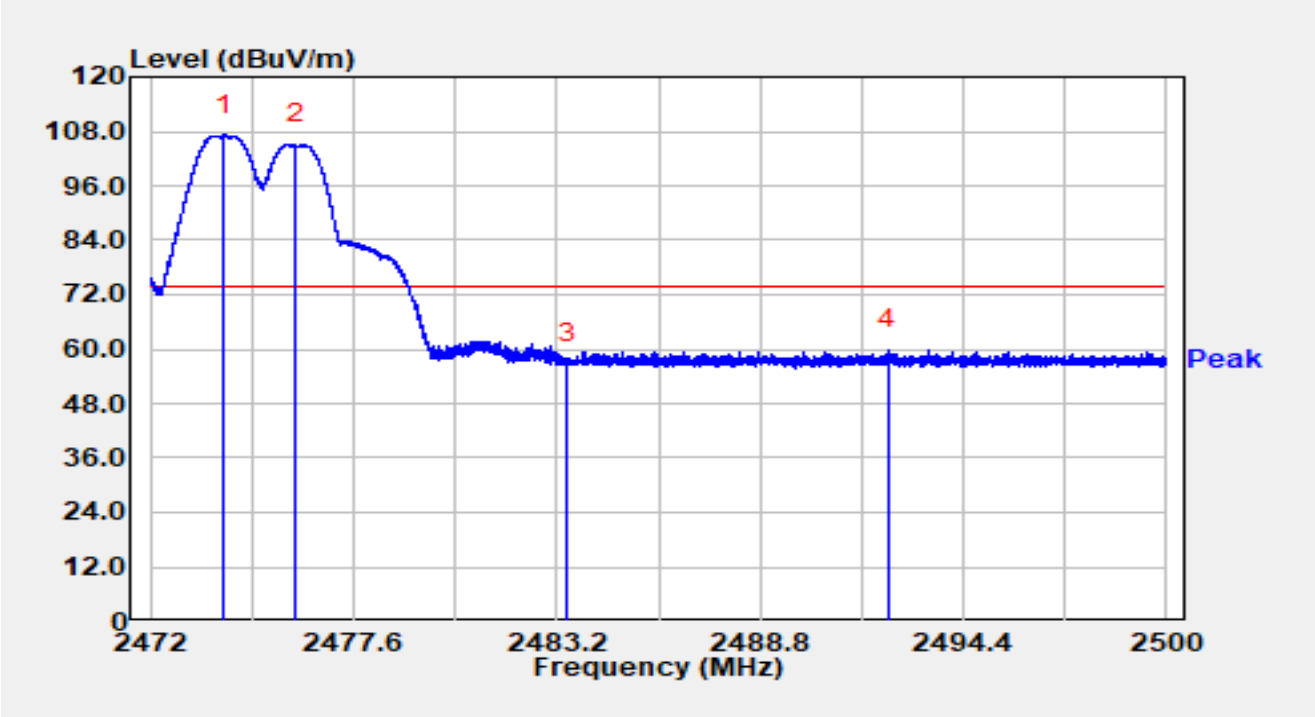

No	Mark	Frequency (MHz)	Reading (dBμV)	C.F (dB/m)	Measurement (dBμV/m)	Margin (dB)	Limit (dBμV/m)	Detector
1		2474.041	77.46	29.73	107.19	N/A	N/A	Peak
2		2476.010	75.32	29.74	105.06	N/A	N/A	Peak
3		2483.500	27.01	29.76	56.77	-17.23	74.00	Peak
4	*	2492.323	30.05	29.79	59.84	-14.16	74.00	Peak

Notes:

1. " * ", means this data is the worst emission level.

2. C.F (dB/m) = Antenna Factor (dB/m) + Cable Loss (dB).

3. Measurement (dBμV/m) = Reading (dBμV) + C.F (dB/m).

Site	WJ-AC2	Test Date	2025-02-10
Temperature	18.4 °C	Humidity	33.4 %
Limit	FCC_Part 15_Band Edge(3m)_AV	Test Engineer	Bob Zhang
Factor	DRH18-E_07105	Polarity	Horizontal
EUT	ACCESS POINT	Test Voltage	By PoE
Test Mode	Transmit by BLE 1Mbps at Core0 2474MHz Core1 2476MHz		

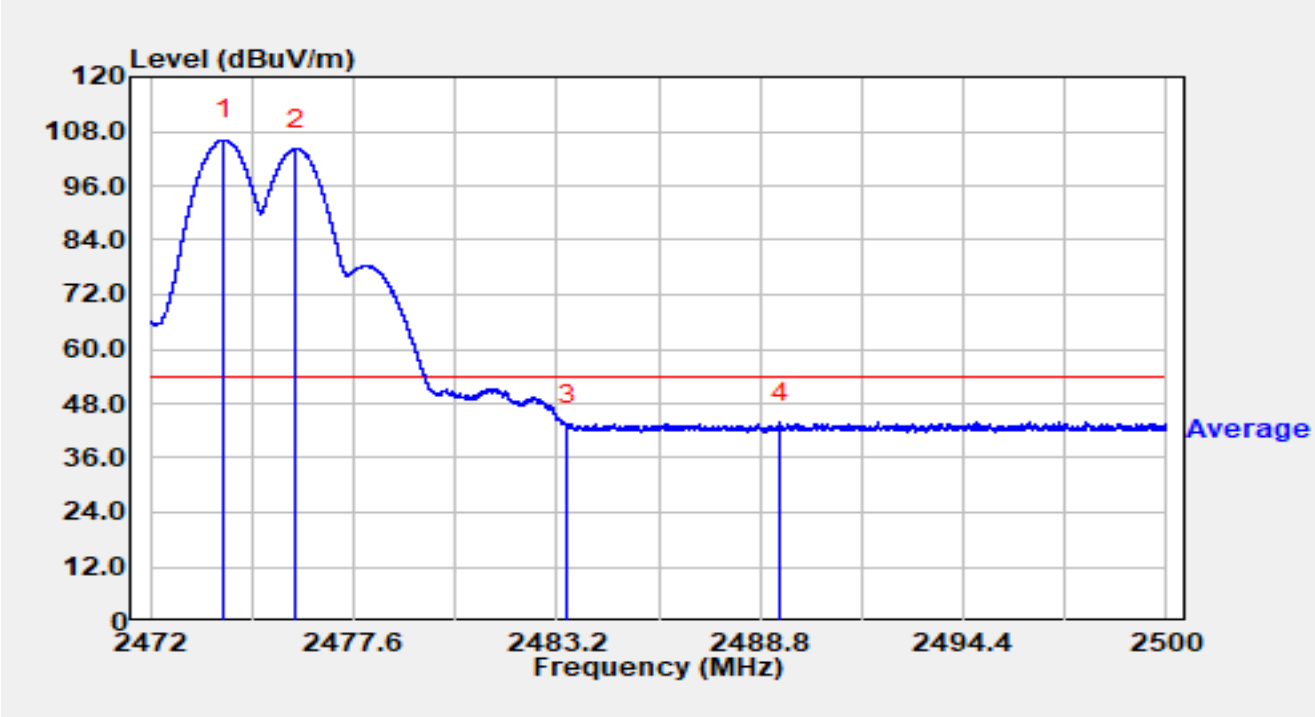

No	Mark	Frequency (MHz)	Reading (dBμV)	C.F (dB/m)	Measurement (dBμV/m)	Margin (dB)	Limit (dBμV/m)	Detector
1		2474.041	76.41	29.73	106.14	N/A	N/A	Average
2		2476.018	74.39	29.74	104.13	N/A	N/A	Average
3		2483.500	13.63	29.76	43.40	-10.60	54.00	Average
4	*	2489.346	14.09	29.78	43.88	-10.12	54.00	Average

Notes:

1. " * ", means this data is the worst emission level.

2. C.F (dB/m) = Antenna Factor (dB/m) + Cable Loss (dB).

3. Measurement (dBμV/m) = Reading (dBμV) + C.F (dB/m).

Site	WJ-AC2	Test Date	2025-02-10
Temperature	18.4 °C	Humidity	33.4 %
Limit	FCC_Part 15_Band Edge(3m)_PK	Test Engineer	Bob Zhang
Factor	DRH18-E_07105	Polarity	Vertical
EUT	ACCESS POINT	Test Voltage	By PoE
Test Mode	Transmit by BLE 1Mbps at Core0 2474MHz Core1 2476MHz		

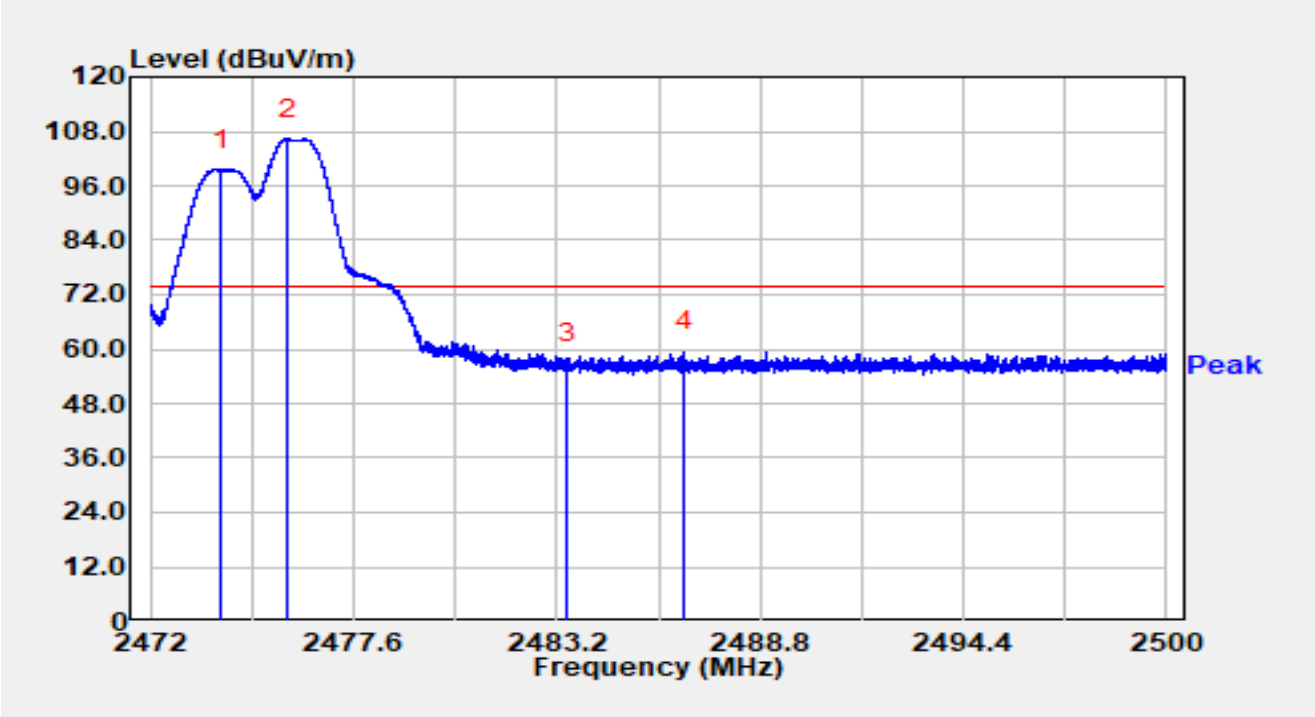

No	Mark	Frequency (MHz)	Reading (dBμV)	C.F (dB/m)	Measurement (dBμV/m)	Margin (dB)	Limit (dBμV/m)	Detector
1		2473.957	69.86	29.73	99.59	N/A	N/A	Peak
2		2475.783	76.51	29.74	106.25	N/A	N/A	Peak
3		2483.500	27.11	29.76	56.87	-17.13	74.00	Peak
4	*	2486.703	29.73	29.78	59.51	-14.49	74.00	Peak

Notes:

1. " * ", means this data is the worst emission level.

2. C.F (dB/m) = Antenna Factor (dB/m) + Cable Loss (dB).

3. Measurement (dBμV/m) = Reading (dBμV) + C.F (dB/m).

Site	WJ-AC2	Test Date	2025-02-10
Temperature	18.4 °C	Humidity	33.4 %
Limit	FCC_Part 15_Band Edge(3m)_AV	Test Engineer	Bob Zhang
Factor	DRH18-E_07105	Polarity	Vertical
EUT	ACCESS POINT	Test Voltage	By PoE
Test Mode	Transmit by BLE 1Mbps at Core0 2474MHz Core1 2476MHz		

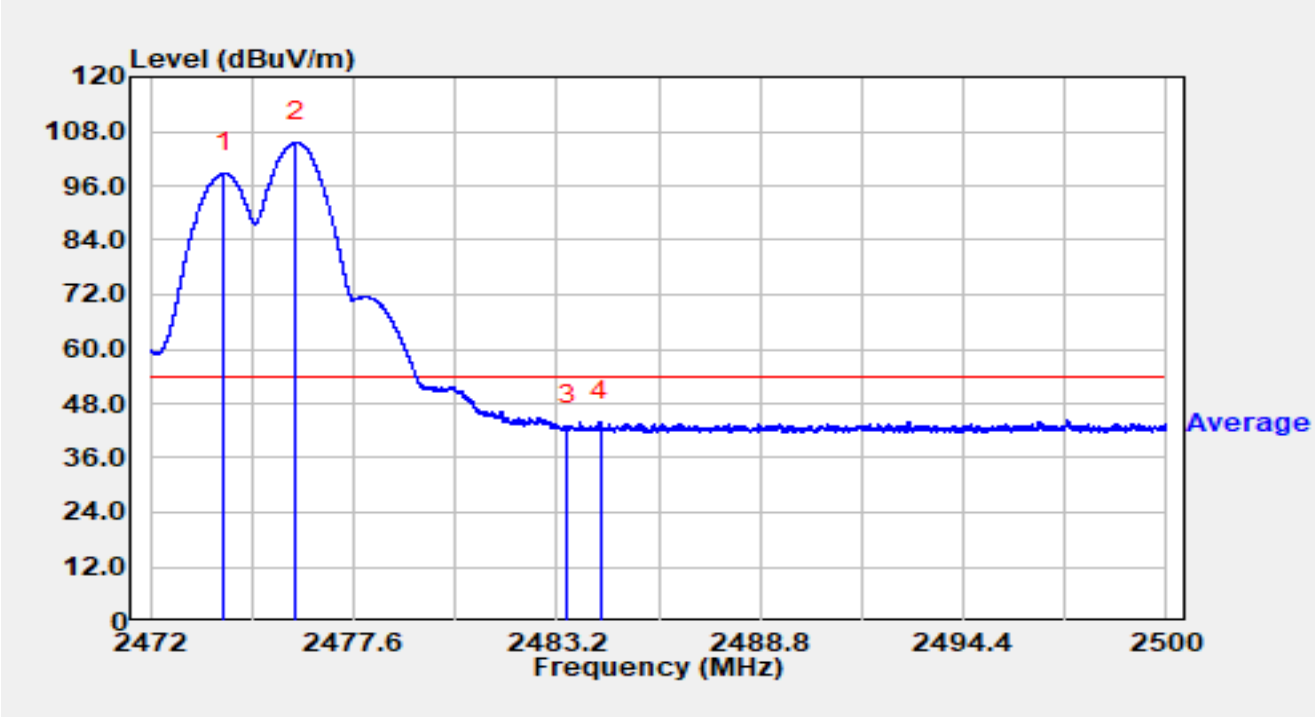

No	Mark	Frequency (MHz)	Reading (dBμV)	C.F (dB/m)	Measurement (dBμV/m)	Margin (dB)	Limit (dBμV/m)	Detector
1		2474.033	69.03	29.73	98.77	N/A	N/A	Average
2		2476.024	75.91	29.74	105.65	N/A	N/A	Average
3		2483.500	13.31	29.76	43.07	-10.93	54.00	Average
4	*	2484.387	14.32	29.77	44.09	-9.91	54.00	Average

Notes:

1. " * ", means this data is the worst emission level.

2. C.F (dB/m) = Antenna Factor (dB/m) + Cable Loss (dB).

3. Measurement (dBμV/m) = Reading (dBμV) + C.F (dB/m).

Site	WJ-AC2	Test Date	2025-02-10
Temperature	18.4 °C	Humidity	33.4 %
Limit	FCC_Part 15_Band Edge(3m)_PK	Test Engineer	Bob Zhang
Factor	DRH18-E_07105	Polarity	Horizontal
EUT	ACCESS POINT	Test Voltage	By PoE
Test Mode	Transmit by BLE 1Mbps at Core0 2468MHz Core1 2478MHz		

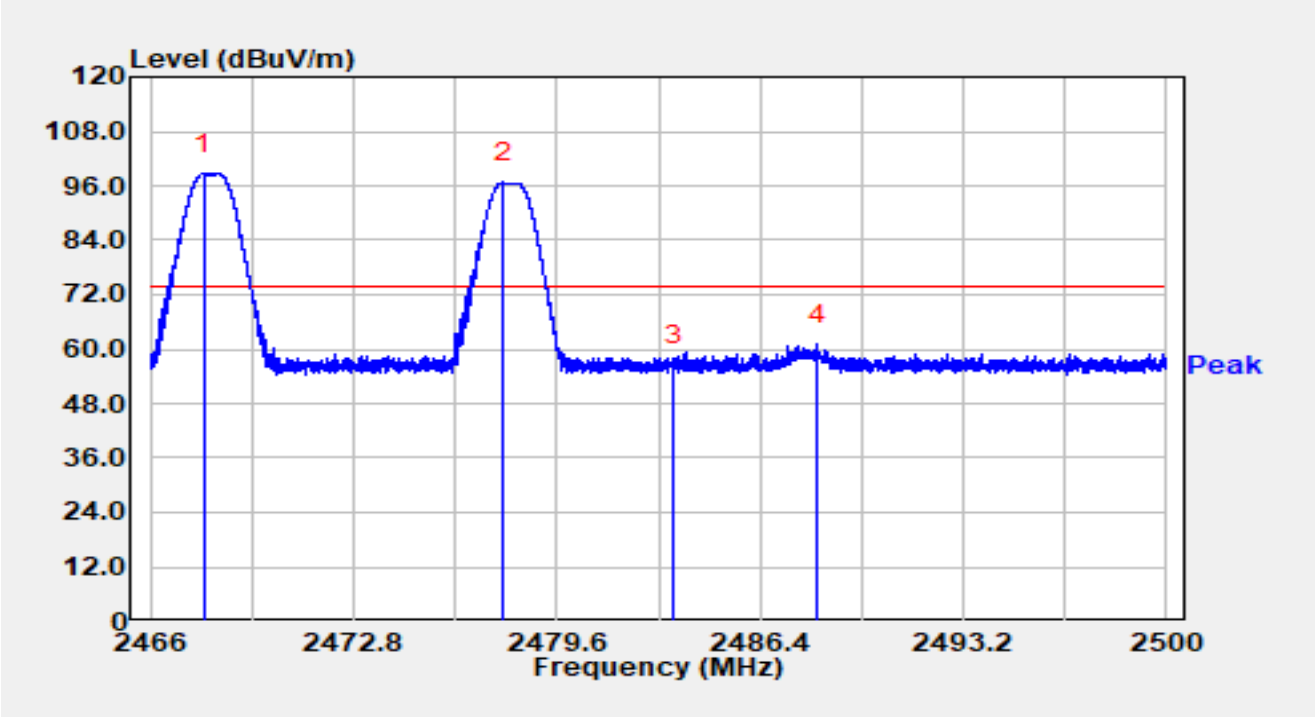

No	Mark	Frequency (MHz)	Reading (dBμV)	C.F (dB/m)	Measurement (dBμV/m)	Margin (dB)	Limit (dBμV/m)	Detector
1		2467.788	69.00	29.72	98.72	N/A	N/A	Peak
2		2477.791	66.99	29.74	96.74	N/A	N/A	Peak
3		2483.500	26.64	29.76	56.40	-17.60	74.00	Peak
4	*	2488.328	31.21	29.78	60.99	-13.01	74.00	Peak

Notes:

1. " * ", means this data is the worst emission level.

2. C.F (dB/m) = Antenna Factor (dB/m) + Cable Loss (dB).

3. Measurement (dBμV/m) = Reading (dBμV) + C.F (dB/m).

Site	WJ-AC2	Test Date	2025-02-10
Temperature	18.4 °C	Humidity	33.4 %
Limit	FCC_Part 15_Band Edge(3m)_AV	Test Engineer	Bob Zhang
Factor	DRH18-E_07105	Polarity	Horizontal
EUT	ACCESS POINT	Test Voltage	By PoE
Test Mode	Transmit by BLE 1Mbps at Core0 2468MHz Core1 2478MHz		

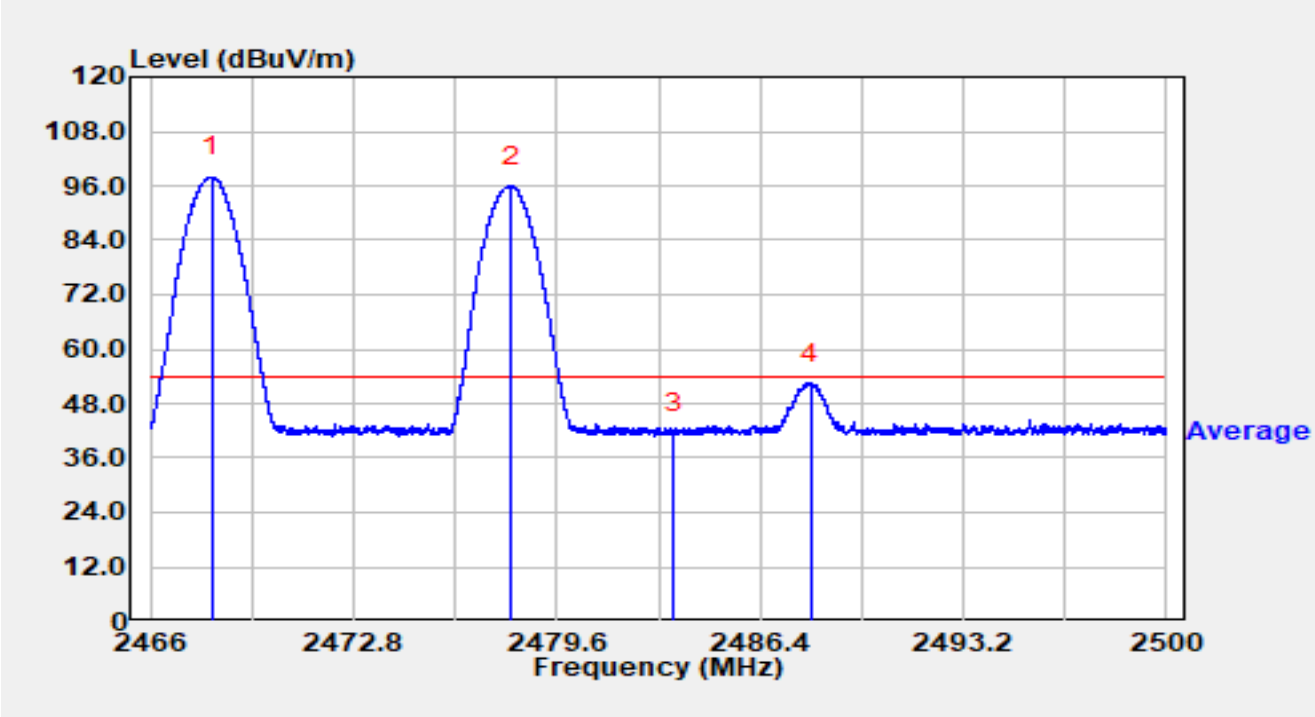

No	Mark	Frequency (MHz)	Reading (dBμV)	C.F (dB/m)	Measurement (dBμV/m)	Margin (dB)	Limit (dBμV/m)	Detector
1		2468.050	68.23	29.72	97.95	N/A	N/A	Average
2		2478.073	66.21	29.75	95.96	N/A	N/A	Average
3		2483.500	11.86	29.76	41.63	-12.37	54.00	Average
4	*	2488.107	22.74	29.78	52.52	-1.48	54.00	Average

Notes:

1. " * ", means this data is the worst emission level.

2. C.F (dB/m) = Antenna Factor (dB/m) + Cable Loss (dB).

3. Measurement (dBμV/m) = Reading (dBμV) + C.F (dB/m).

Site	WJ-AC2	Test Date	2025-02-10
Temperature	18.4 °C	Humidity	33.4 %
Limit	FCC_Part 15_Band Edge(3m)_PK	Test Engineer	Bob Zhang
Factor	DRH18-E_07105	Polarity	Vertical
EUT	ACCESS POINT	Test Voltage	By PoE
Test Mode	Transmit by BLE 1Mbps at Core0 2468MHz Core1 2478MHz		

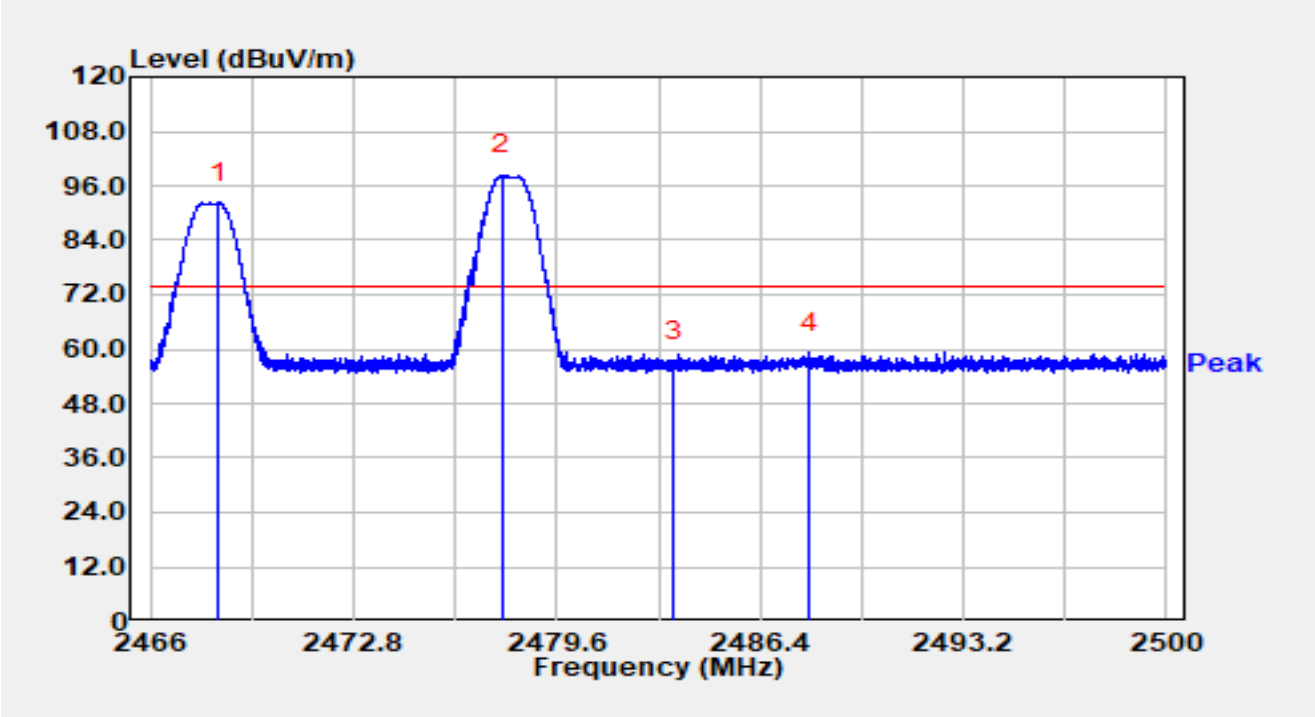

No	Mark	Frequency (MHz)	Reading (dBμV)	C.F (dB/m)	Measurement (dBμV/m)	Margin (dB)	Limit (dBμV/m)	Detector
1		2468.264	62.46	29.72	92.18	N/A	N/A	Peak
2		2477.788	68.54	29.74	98.29	N/A	N/A	Peak
3		2483.500	27.36	29.76	57.12	-16.88	74.00	Peak
4	*	2488.073	29.36	29.78	59.14	-14.86	74.00	Peak

Notes:

1. " * ", means this data is the worst emission level.

2. C.F (dB/m) = Antenna Factor (dB/m) + Cable Loss (dB).

3. Measurement (dBμV/m) = Reading (dBμV) + C.F (dB/m).

Site	WJ-AC2	Test Date	2025-02-10
Temperature	18.4 °C	Humidity	33.4 %
Limit	FCC_Part 15_Band Edge(3m)_AV	Test Engineer	Bob Zhang
Factor	DRH18-E_07105	Polarity	Vertical
EUT	ACCESS POINT	Test Voltage	By PoE
Test Mode	Transmit by BLE 1Mbps at Core0 2468MHz Core1 2478MHz		

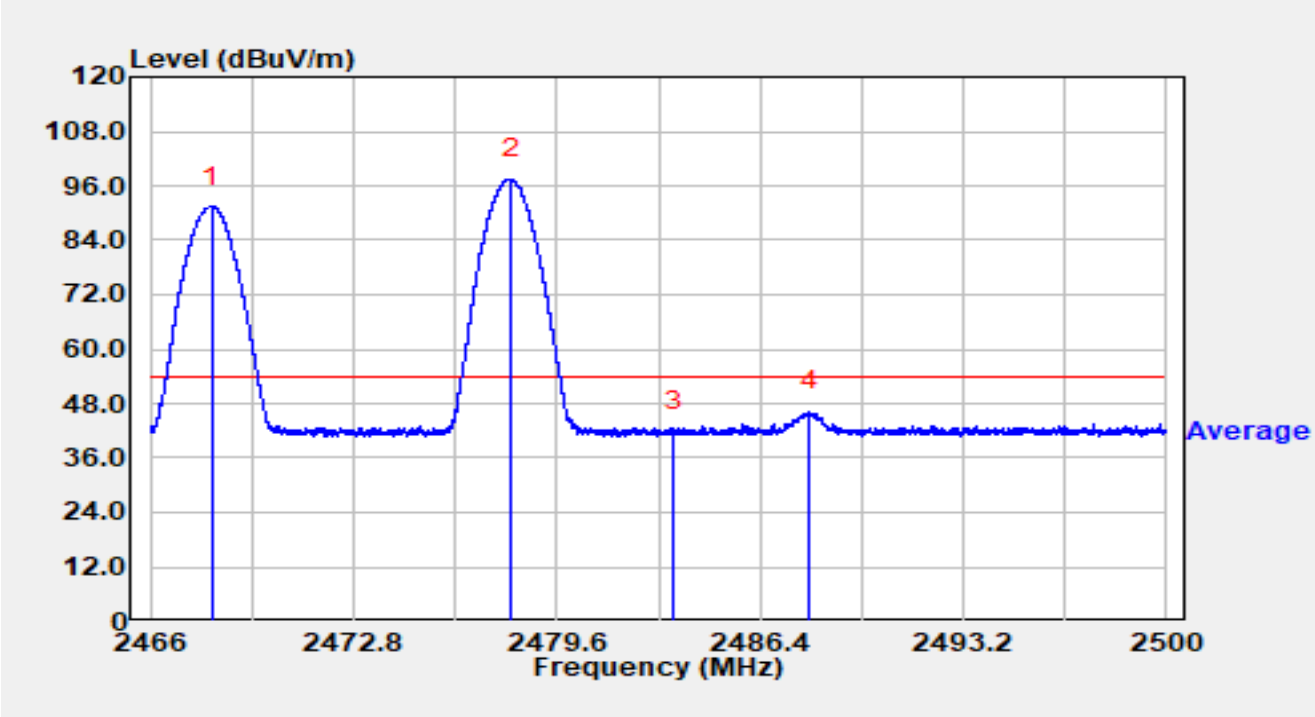

No	Mark	Frequency (MHz)	Reading (dBμV)	C.F (dB/m)	Measurement (dBμV/m)	Margin (dB)	Limit (dBμV/m)	Detector
1		2468.037	61.75	29.72	91.47	N/A	N/A	Average
2		2478.083	67.67	29.75	97.42	N/A	N/A	Average
3		2483.500	12.00	29.76	41.76	-12.24	54.00	Average
4	*	2488.046	16.41	29.78	46.19	-7.81	54.00	Average

Notes:

1. " * ", means this data is the worst emission level.

2. C.F (dB/m) = Antenna Factor (dB/m) + Cable Loss (dB).

3. Measurement (dBμV/m) = Reading (dBμV) + C.F (dB/m).

Site	WJ-AC2	Test Date	2025-02-10
Temperature	18.4 °C	Humidity	33.4 %
Limit	FCC_Part 15_Band Edge(3m)_PK	Test Engineer	Bob Zhang
Factor	DRH18-E_07105	Polarity	Horizontal
EUT	ACCESS POINT	Test Voltage	By PoE
Test Mode	Transmit by BLE 1Mbps at Core0 2470MHz Core1 2478MHz		

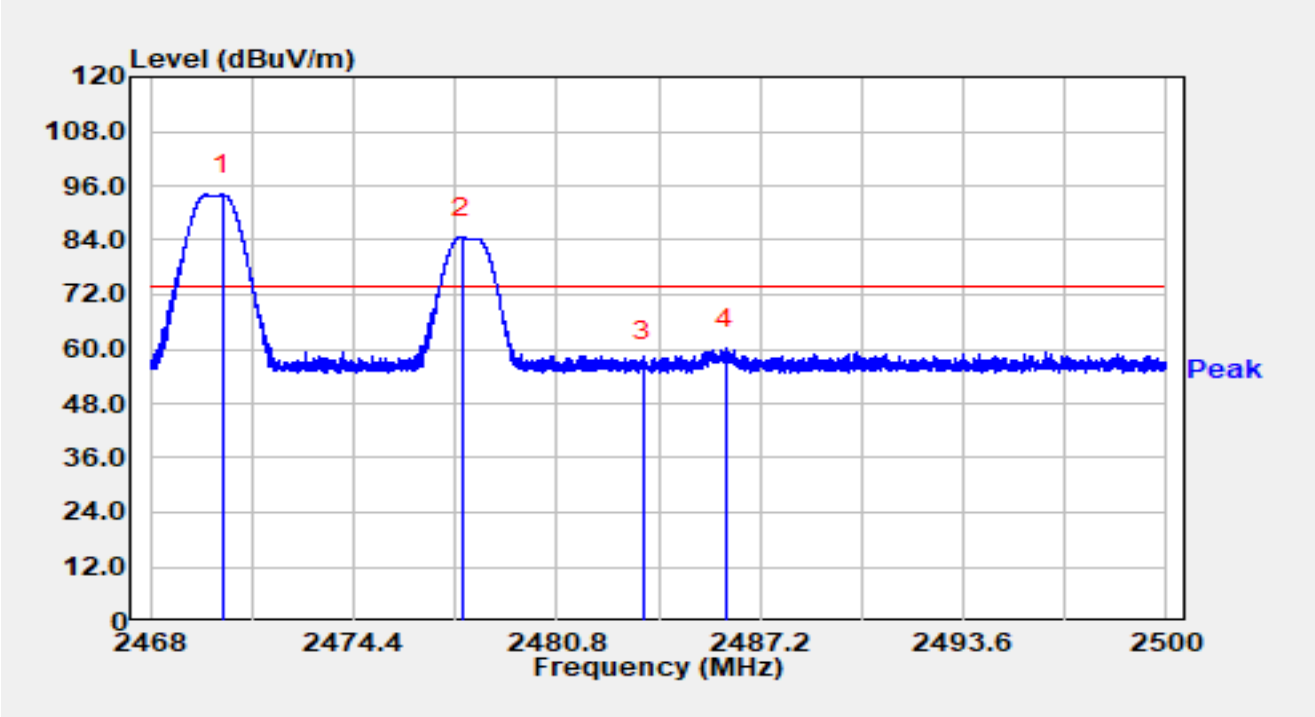

No	Mark	Frequency (MHz)	Reading (dBμV)	C.F (dB/m)	Measurement (dBμV/m)	Margin (dB)	Limit (dBμV/m)	Detector
1		2470.269	64.36	29.72	94.09	N/A	N/A	Peak
2		2477.814	54.91	29.74	84.65	N/A	N/A	Peak
3		2483.500	27.58	29.76	57.35	-16.65	74.00	Peak
4	*	2486.122	30.40	29.77	60.17	-13.83	74.00	Peak

Notes:

1. " * ", means this data is the worst emission level.

2. C.F (dB/m) = Antenna Factor (dB/m) + Cable Loss (dB).

3. Measurement (dBμV/m) = Reading (dBμV) + C.F (dB/m).

Site	WJ-AC2	Test Date	2025-02-10
Temperature	18.4 °C	Humidity	33.4 %
Limit	FCC_Part 15_Band Edge(3m)_AV	Test Engineer	Bob Zhang
Factor	DRH18-E_07105	Polarity	Horizontal
EUT	ACCESS POINT	Test Voltage	By PoE
Test Mode	Transmit by BLE 1Mbps at Core0 2470MHz Core1 2478MHz		

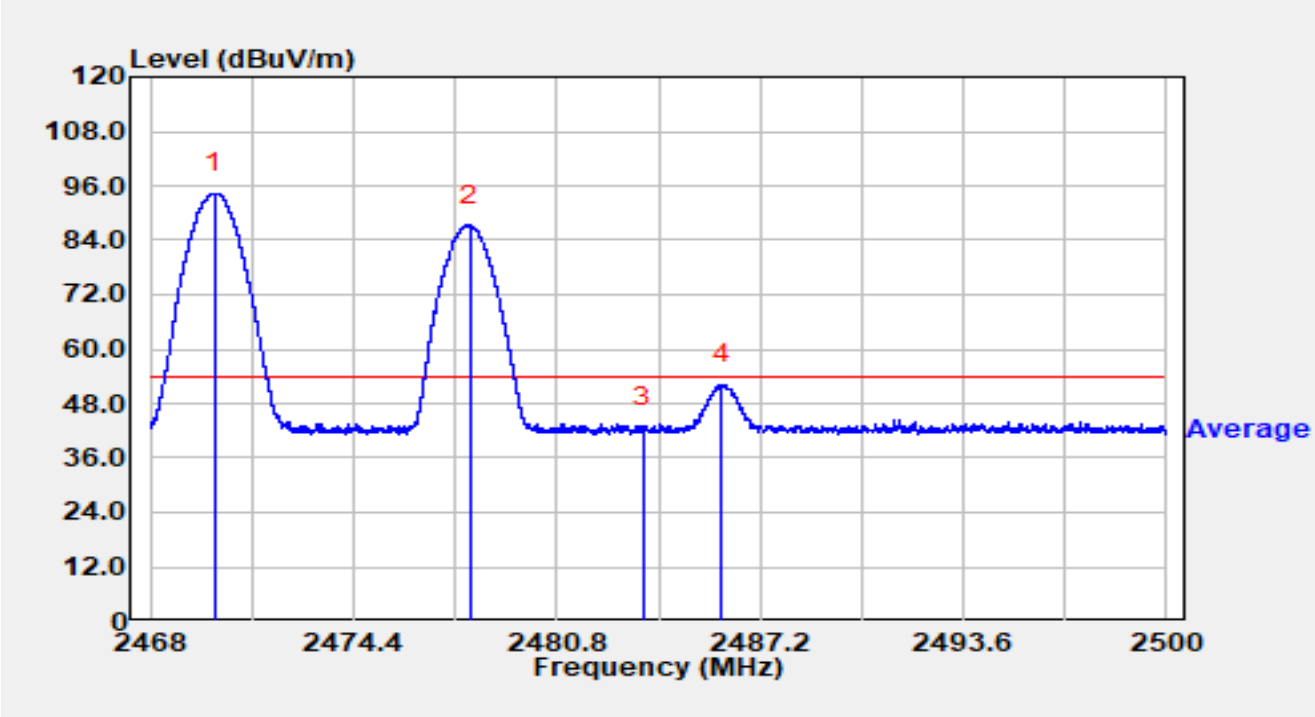

No	Mark	Frequency (MHz)	Reading (dBμV)	C.F (dB/m)	Measurement (dBμV/m)	Margin (dB)	Limit (dBμV/m)	Detector
1		2470.010	64.62	29.72	94.34	N/A	N/A	Average
2		2478.064	57.53	29.75	87.28	N/A	N/A	Average
3		2483.500	13.07	29.76	42.84	-11.16	54.00	Average
4	*	2486.010	22.38	29.77	52.16	-1.84	54.00	Average

Notes:

1. " * ", means this data is the worst emission level.

2. C.F (dB/m) = Antenna Factor (dB/m) + Cable Loss (dB).

3. Measurement (dBμV/m) = Reading (dBμV) + C.F (dB/m).

Site	WJ-AC2	Test Date	2025-02-10
Temperature	18.4 °C	Humidity	33.4 %
Limit	FCC_Part 15_Band Edge(3m)_PK	Test Engineer	Bob Zhang
Factor	DRH18-E_07105	Polarity	Vertical
EUT	ACCESS POINT	Test Voltage	By PoE
Test Mode	Transmit by BLE 1Mbps at Core0 2470MHz Core1 2478MHz		

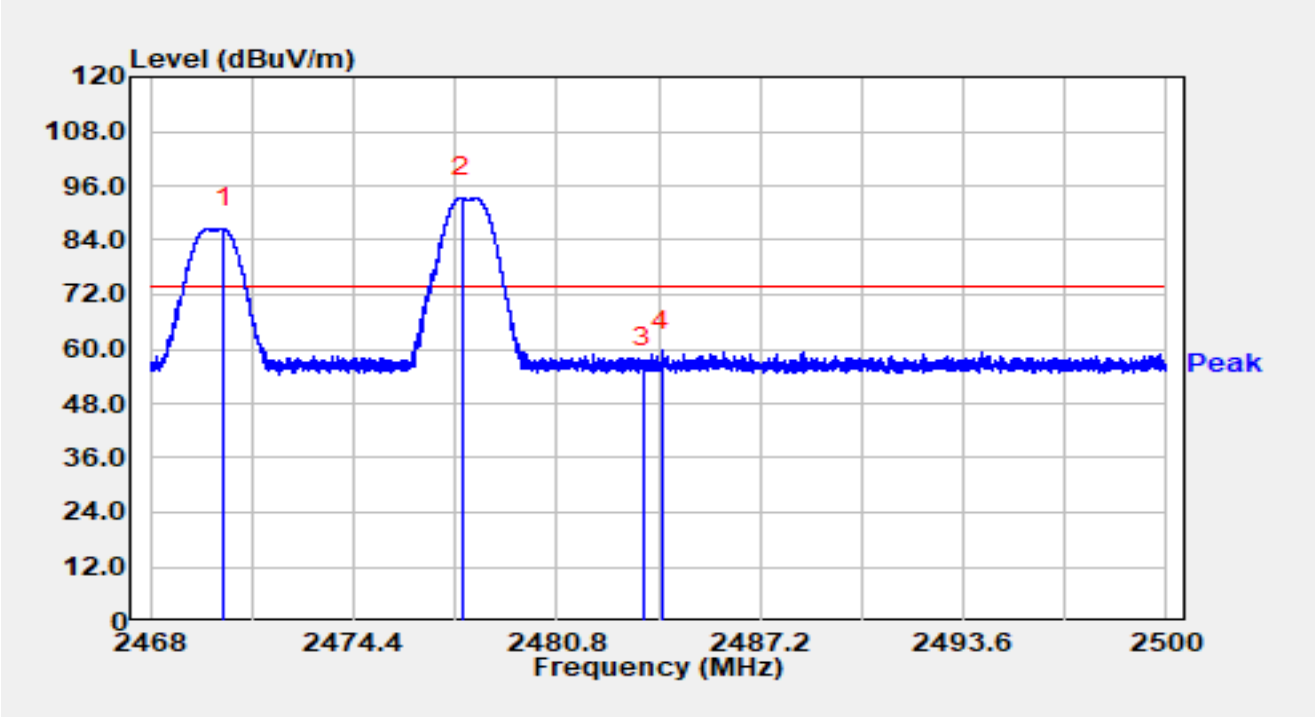

No	Mark	Frequency (MHz)	Reading (dBμV)	C.F (dB/m)	Measurement (dBμV/m)	Margin (dB)	Limit (dBμV/m)	Detector
1		2470.310	56.84	29.72	86.57	N/A	N/A	Peak
2		2477.818	63.58	29.74	93.33	N/A	N/A	Peak
3		2483.500	25.99	29.76	55.75	-18.25	74.00	Peak
4	*	2484.125	29.89	29.77	59.66	-14.34	74.00	Peak

Notes:

1. " * ", means this data is the worst emission level.

2. C.F (dB/m) = Antenna Factor (dB/m) + Cable Loss (dB).

3. Measurement (dBμV/m) = Reading (dBμV) + C.F (dB/m).

Site	WJ-AC2	Test Date	2025-02-10
Temperature	18.4 °C	Humidity	33.4 %
Limit	FCC_Part 15_Band Edge(3m)_AV	Test Engineer	Bob Zhang
Factor	DRH18-E_07105	Polarity	Vertical
EUT	ACCESS POINT	Test Voltage	By PoE
Test Mode	Transmit by BLE 1Mbps at Core0 2470MHz Core1 2478MHz		

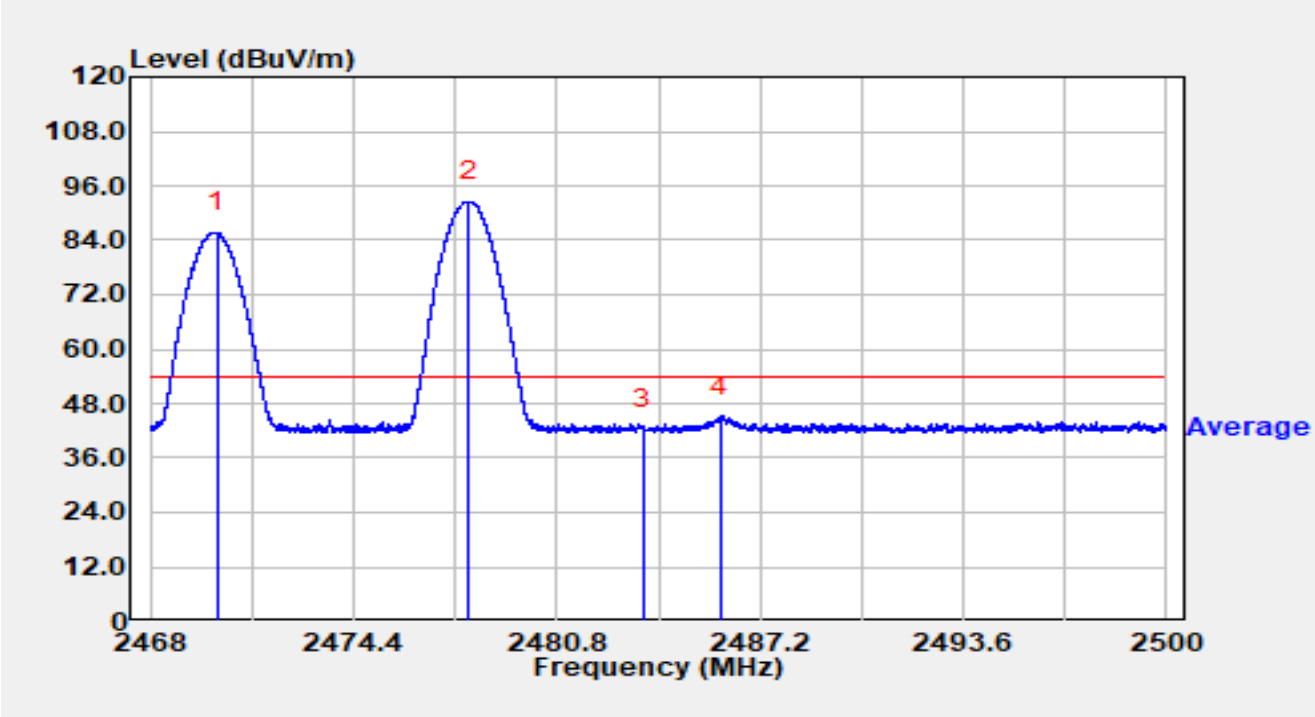

No	Mark	Frequency (MHz)	Reading (dBμV)	C.F (dB/m)	Measurement (dBμV/m)	Margin (dB)	Limit (dBμV/m)	Detector
1		2470.086	56.04	29.72	85.76	N/A	N/A	Average
2		2478.010	62.84	29.74	92.59	N/A	N/A	Average
3		2483.500	12.51	29.76	42.28	-11.72	54.00	Average
4	*	2485.968	15.44	29.77	45.21	-8.79	54.00	Average

Notes:

1. " * ", means this data is the worst emission level.

2. C.F (dB/m) = Antenna Factor (dB/m) + Cable Loss (dB).

3. Measurement (dBμV/m) = Reading (dBμV) + C.F (dB/m).

Site	WJ-AC2	Test Date	2025-02-10
Temperature	18.4 °C	Humidity	33.4 %
Limit	FCC_Part 15_Band Edge(3m)_PK	Test Engineer	Bob Zhang
Factor	DRH18-E_07105	Polarity	Horizontal
EUT	ACCESS POINT	Test Voltage	By PoE
Test Mode	Transmit by BLE 1Mbps at Core0 2472MHz Core1 2478MHz		

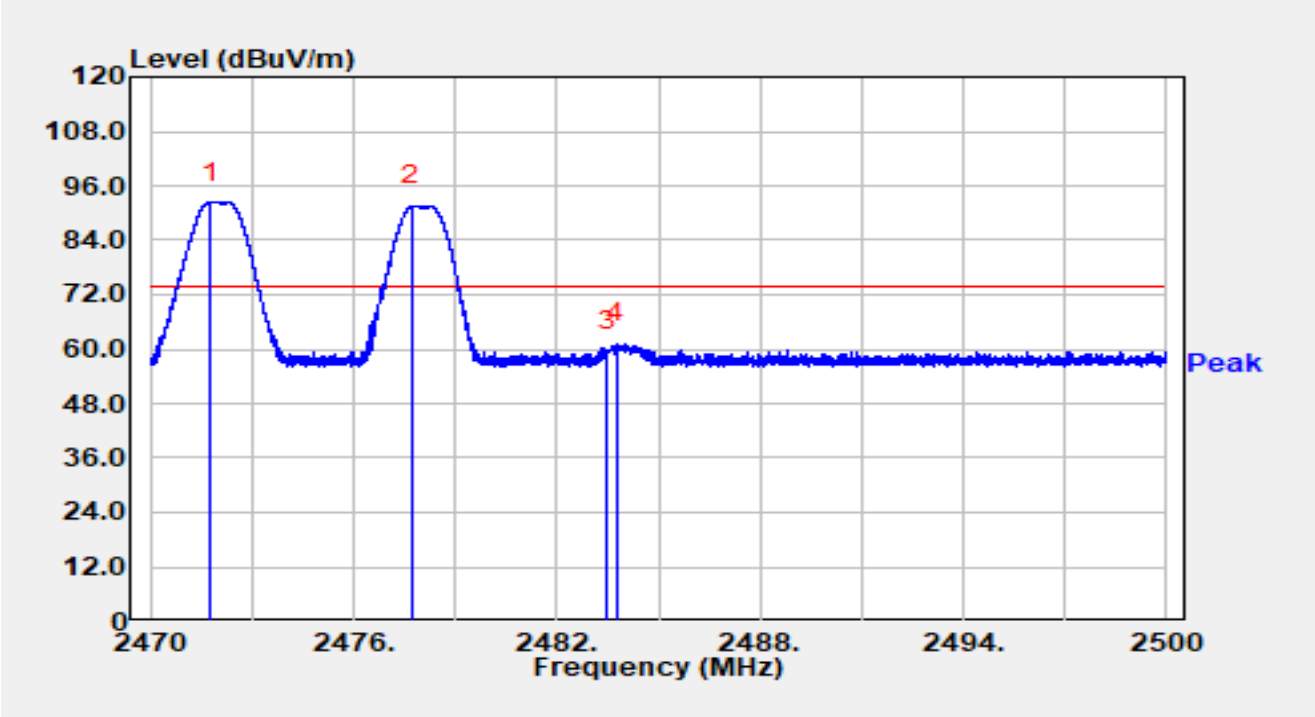

No	Mark	Frequency (MHz)	Reading (dBμV)	C.F (dB/m)	Measurement (dBμV/m)	Margin (dB)	Limit (dBμV/m)	Detector
1		2471.770	62.63	29.73	92.35	N/A	N/A	Peak
2		2477.710	61.84	29.74	91.58	N/A	N/A	Peak
3		2483.500	29.72	29.76	59.48	-14.52	74.00	Peak
4	*	2483.773	31.57	29.76	61.34	-12.66	74.00	Peak

Notes:

1. " * ", means this data is the worst emission level.

2. C.F (dB/m) = Antenna Factor (dB/m) + Cable Loss (dB).

3. Measurement (dBμV/m) = Reading (dBμV) + C.F (dB/m).

Site	WJ-AC2	Test Date	2025-02-10
Temperature	18.4 °C	Humidity	33.4 %
Limit	FCC_Part 15_Band Edge(3m)_AV	Test Engineer	Bob Zhang
Factor	DRH18-E_07105	Polarity	Horizontal
EUT	ACCESS POINT	Test Voltage	By PoE
Test Mode	Transmit by BLE 1Mbps at Core0 2472MHz Core1 2478MHz		

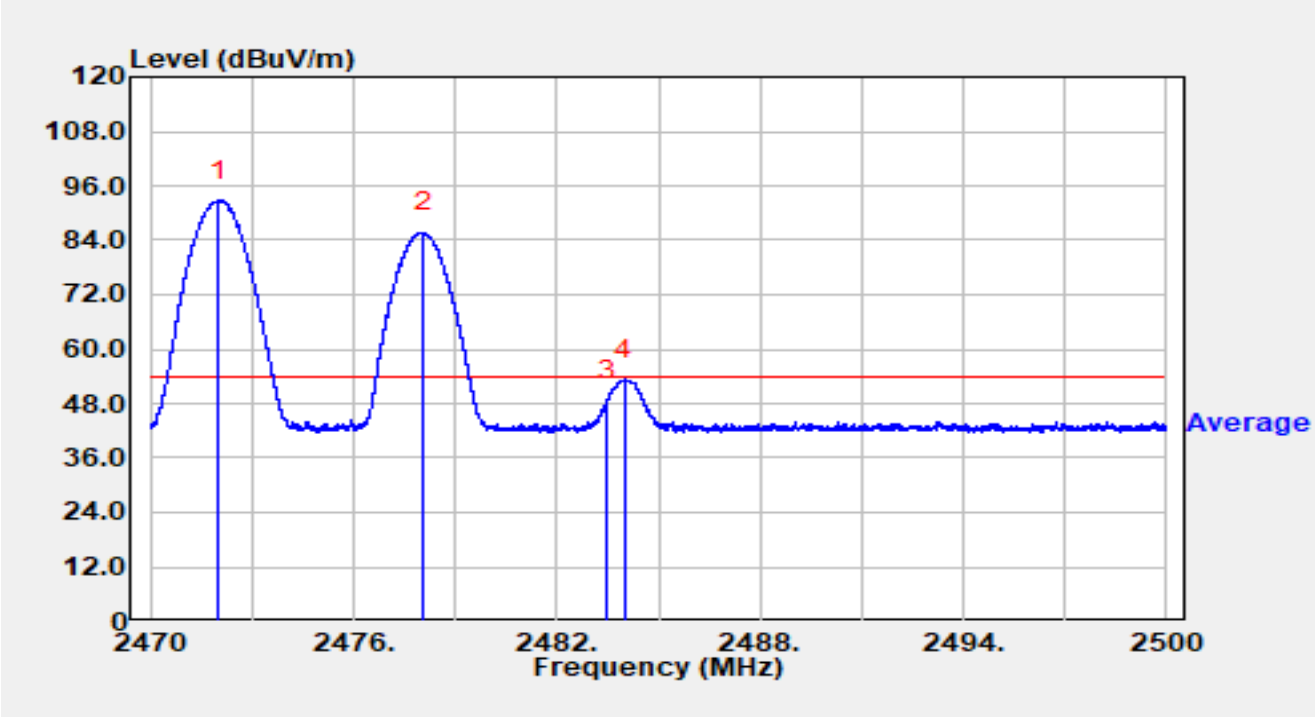

No	Mark	Frequency (MHz)	Reading (dBμV)	C.F (dB/m)	Measurement (dBμV/m)	Margin (dB)	Limit (dBμV/m)	Detector
1		2472.031	63.04	29.73	92.76	N/A	N/A	Average
2		2478.064	55.85	29.75	85.59	N/A	N/A	Average
3		2483.500	18.90	29.76	48.66	-5.34	54.00	Average
4	*	2484.016	23.55	29.77	53.31	-0.69	54.00	Average

Notes:

1. " * ", means this data is the worst emission level.

2. C.F (dB/m) = Antenna Factor (dB/m) + Cable Loss (dB).

3. Measurement (dBμV/m) = Reading (dBμV) + C.F (dB/m).

Site	WJ-AC2	Test Date	2025-02-10
Temperature	18.4 °C	Humidity	33.4 %
Limit	FCC_Part 15_Band Edge(3m)_PK	Test Engineer	Bob Zhang
Factor	DRH18-E_07105	Polarity	Vertical
EUT	ACCESS POINT	Test Voltage	By PoE
Test Mode	Transmit by BLE 1Mbps at Core0 2472MHz Core1 2478MHz		

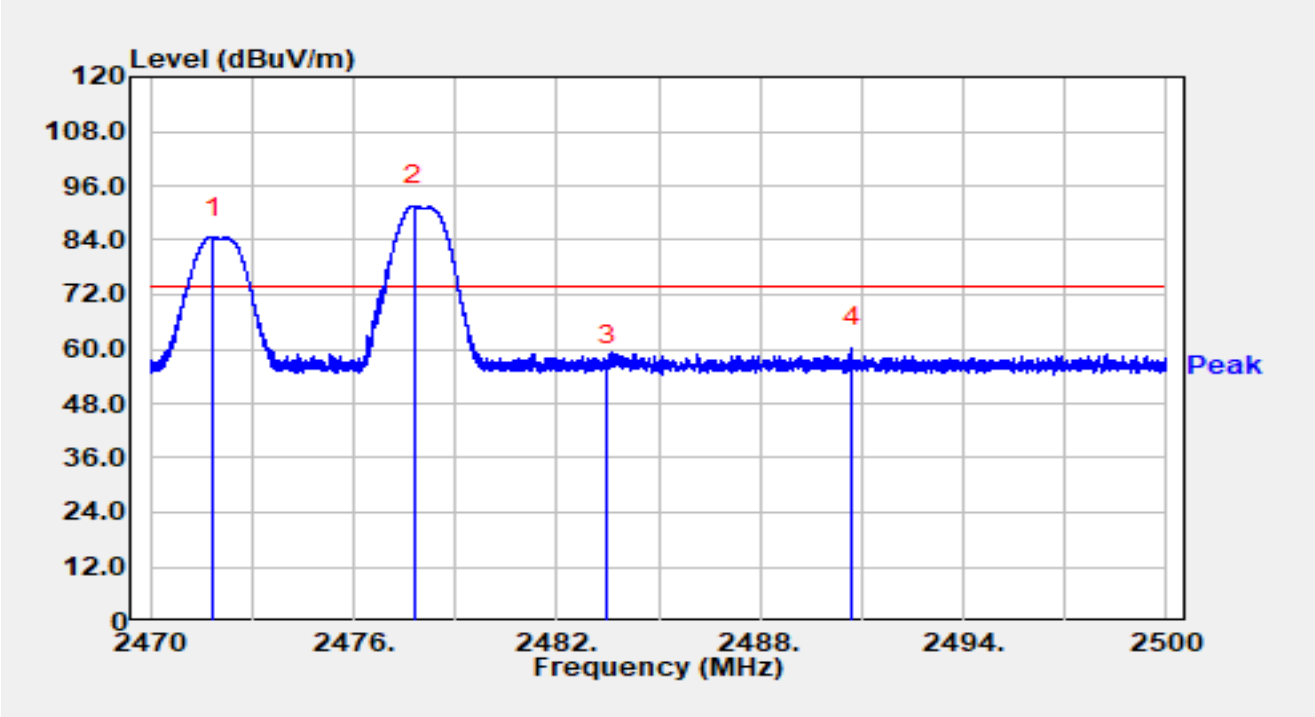

No	Mark	Frequency (MHz)	Reading (dBμV)	C.F (dB/m)	Measurement (dBμV/m)	Margin (dB)	Limit (dBμV/m)	Detector
1		2471.845	54.88	29.73	84.61	N/A	N/A	Peak
2		2477.797	61.80	29.74	91.55	N/A	N/A	Peak
3		2483.500	26.55	29.76	56.32	-17.68	74.00	Peak
4	*	2490.718	30.50	29.79	60.29	-13.71	74.00	Peak

Notes:

1. " * ", means this data is the worst emission level.

2. C.F (dB/m) = Antenna Factor (dB/m) + Cable Loss (dB).

3. Measurement (dBμV/m) = Reading (dBμV) + C.F (dB/m).

Site	WJ-AC2	Test Date	2025-02-10
Temperature	18.4 °C	Humidity	33.4 %
Limit	FCC_Part 15_Band Edge(3m)_AV	Test Engineer	Bob Zhang
Factor	DRH18-E_07105	Polarity	Vertical
EUT	ACCESS POINT	Test Voltage	By PoE
Test Mode	Transmit by BLE 1Mbps at Core0 2472MHz Core1 2478MHz		

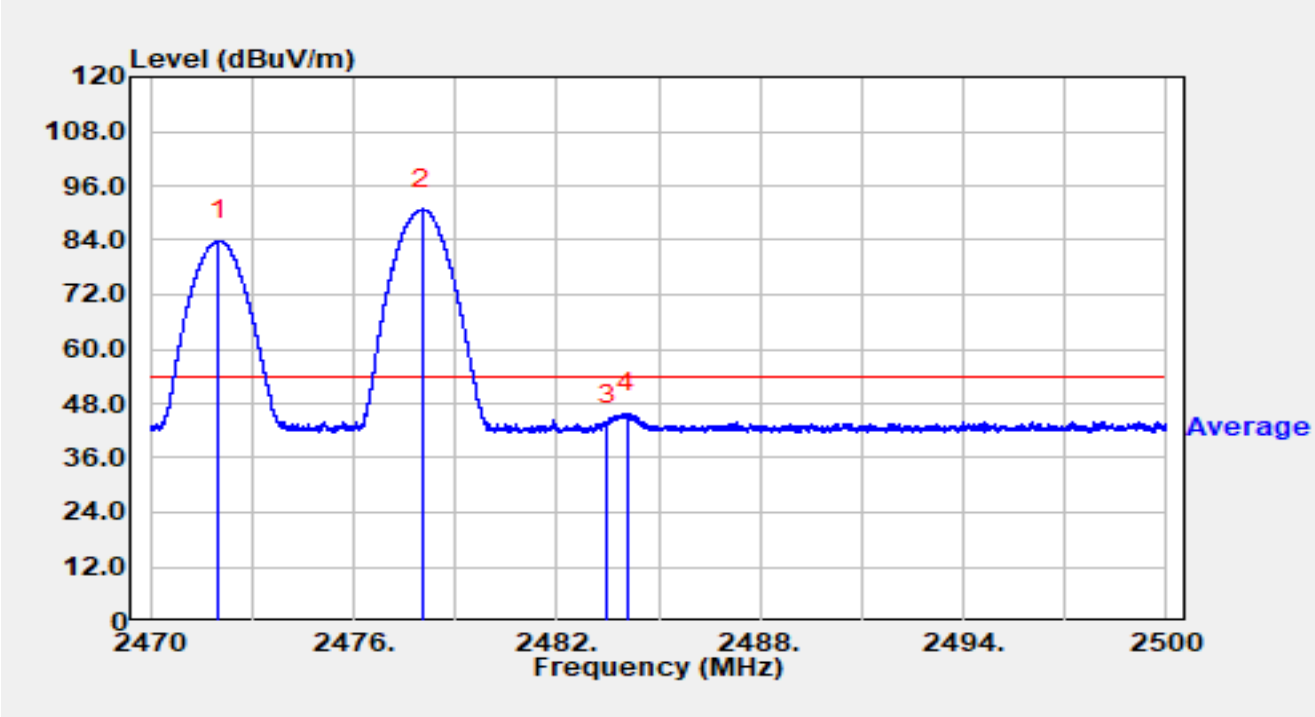

No	Mark	Frequency (MHz)	Reading (dBμV)	C.F (dB/m)	Measurement (dBμV/m)	Margin (dB)	Limit (dBμV/m)	Detector
1		2472.028	54.12	29.73	83.85	N/A	N/A	Average
2		2478.028	61.06	29.74	90.80	N/A	N/A	Average
3		2483.500	13.60	29.76	43.37	-10.63	54.00	Average
4	*	2484.082	16.09	29.77	45.86	-8.14	54.00	Average

Notes:

1. " * ", means this data is the worst emission level.

2. C.F (dB/m) = Antenna Factor (dB/m) + Cable Loss (dB).

3. Measurement (dBμV/m) = Reading (dBμV) + C.F (dB/m).

Site	WJ-AC2	Test Date	2025-02-10
Temperature	18.4 °C	Humidity	33.4 %
Limit	FCC_Part 15_Band Edge(3m)_PK	Test Engineer	Bob Zhang
Factor	DRH18-E_07105	Polarity	Horizontal
EUT	ACCESS POINT	Test Voltage	By PoE
Test Mode	Transmit by BLE 1Mbps at Core0 2474MHz Core1 2478MHz		

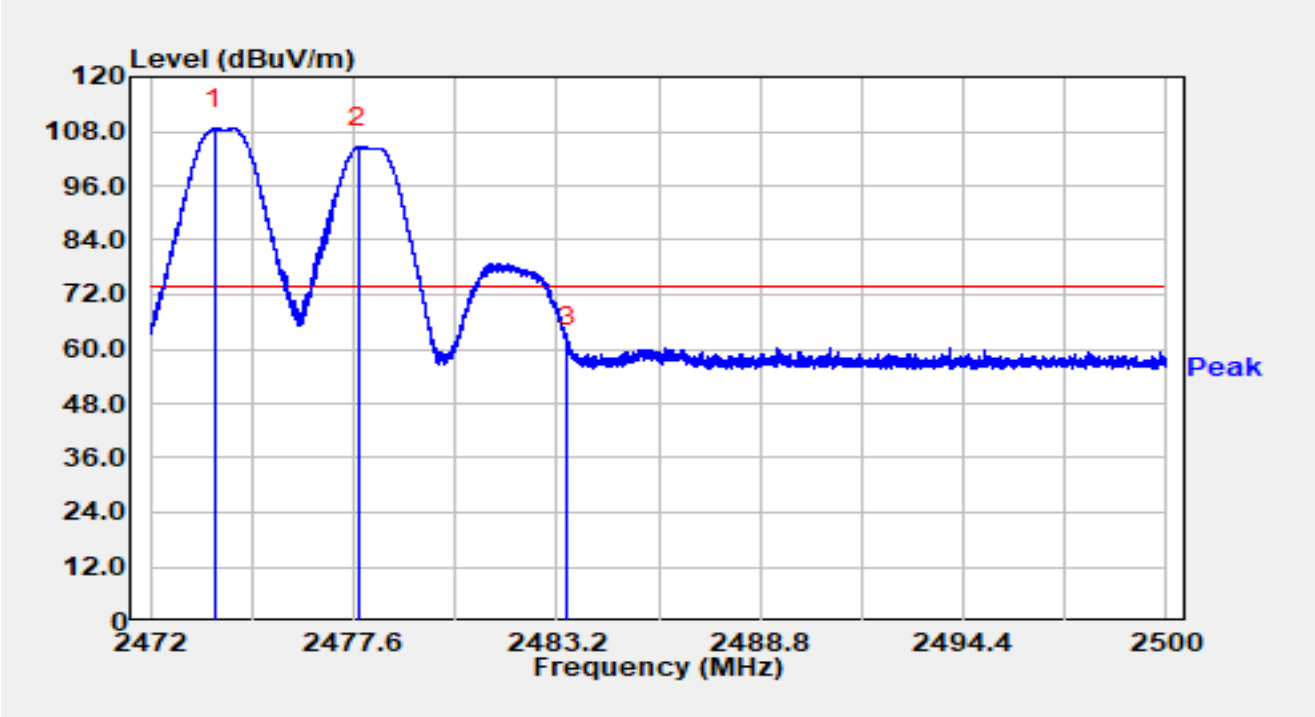

No	Mark	Frequency (MHz)	Reading (dBμV)	C.F (dB/m)	Measurement (dBμV/m)	Margin (dB)	Limit (dBμV/m)	Detector
1		2473.781	78.91	29.73	108.64	N/A	N/A	Peak
2		2477.746	74.76	29.74	104.51	N/A	N/A	Peak
3	*	2483.500	30.51	29.76	60.27	-13.73	74.00	Peak

Notes:

1. " * ", means this data is the worst emission level.

2. C.F (dB/m) = Antenna Factor (dB/m) + Cable Loss (dB).

3. Measurement (dBμV/m) = Reading (dBμV) + C.F (dB/m).

Site	WJ-AC2	Test Date	2025-02-10
Temperature	18.4 °C	Humidity	33.4 %
Limit	FCC_Part 15_Band Edge(3m)_AV	Test Engineer	Bob Zhang
Factor	DRH18-E_07105	Polarity	Horizontal
EUT	ACCESS POINT	Test Voltage	By PoE
Test Mode	Transmit by BLE 1Mbps at Core0 2474MHz Core1 2478MHz		

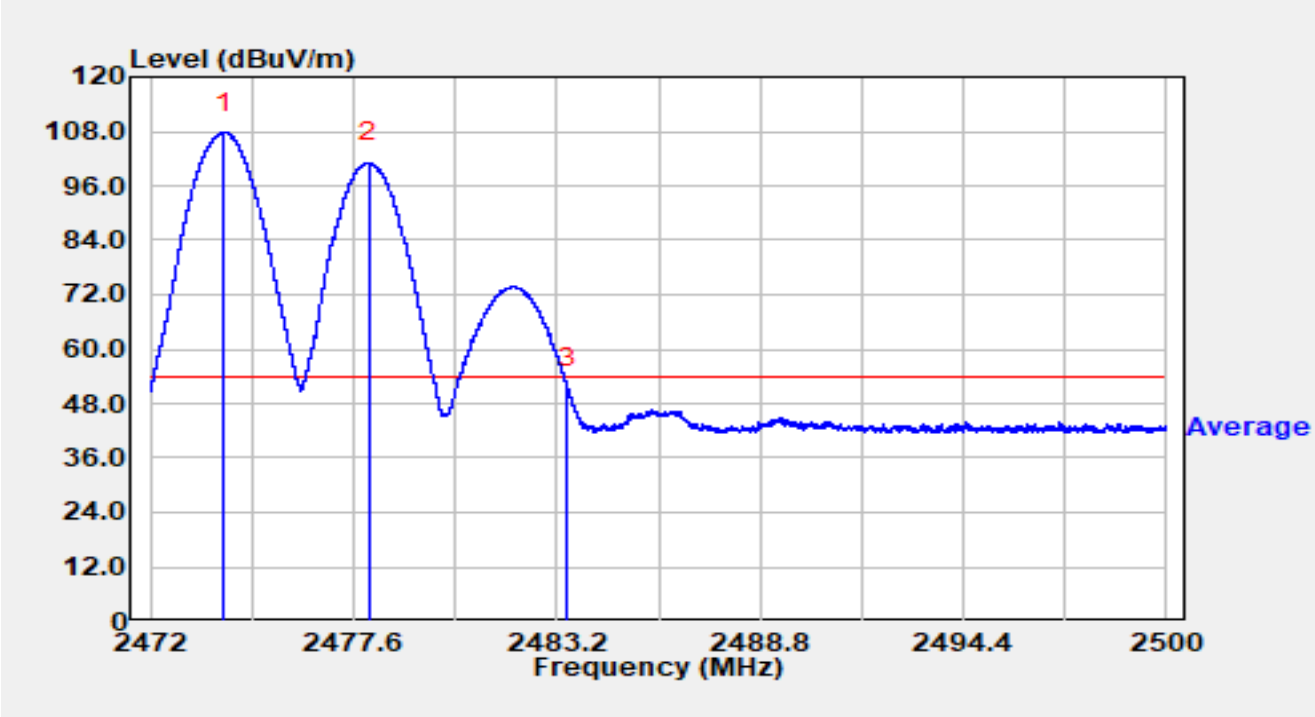

No	Mark	Frequency (MHz)	Reading (dBμV)	C.F (dB/m)	Measurement (dBμV/m)	Margin (dB)	Limit (dBμV/m)	Detector
1		2474.030	78.00	29.73	107.73	N/A	N/A	Average
2		2478.006	71.39	29.74	101.14	N/A	N/A	Average
3	*	2483.500	21.61	29.76	51.37	-2.63	54.00	Average

Notes:

1. " * ", means this data is the worst emission level.

2. C.F (dB/m) = Antenna Factor (dB/m) + Cable Loss (dB).

3. Measurement (dBμV/m) = Reading (dBμV) + C.F (dB/m).

Site	WJ-AC2	Test Date	2025-02-10
Temperature	18.4 °C	Humidity	33.4 %
Limit	FCC_Part 15_Band Edge(3m)_PK	Test Engineer	Bob Zhang
Factor	DRH18-E_07105	Polarity	Vertical
EUT	ACCESS POINT	Test Voltage	By PoE
Test Mode	Transmit by BLE 1Mbps at Core0 2474MHz Core1 2478MHz		

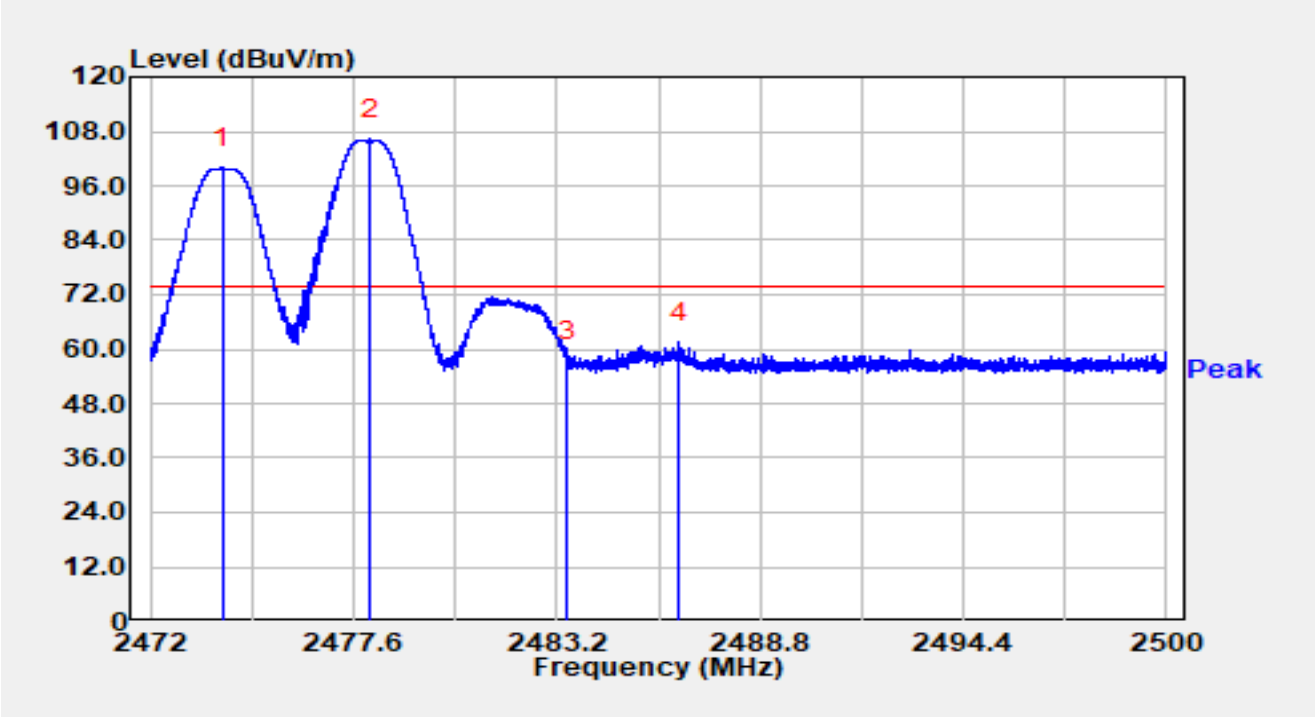

No	Mark	Frequency (MHz)	Reading (dBμV)	C.F (dB/m)	Measurement (dBμV/m)	Margin (dB)	Limit (dBμV/m)	Detector
1		2474.002	70.23	29.73	99.96	N/A	N/A	Peak
2		2478.045	76.45	29.75	106.19	N/A	N/A	Peak
3		2483.500	27.48	29.76	57.25	-16.75	74.00	Peak
4	*	2486.568	31.68	29.77	61.45	-12.55	74.00	Peak

Notes:

1. " * ", means this data is the worst emission level.

2. C.F (dB/m) = Antenna Factor (dB/m) + Cable Loss (dB).

3. Measurement (dBμV/m) = Reading (dBμV) + C.F (dB/m).

Site	WJ-AC2	Test Date	2025-02-10
Temperature	18.4 °C	Humidity	33.4 %
Limit	FCC_Part 15_Band Edge(3m)_AV	Test Engineer	Bob Zhang
Factor	DRH18-E_07105	Polarity	Vertical
EUT	ACCESS POINT	Test Voltage	By PoE
Test Mode	Transmit by BLE 1Mbps at Core0 2474MHz Core1 2478MHz		

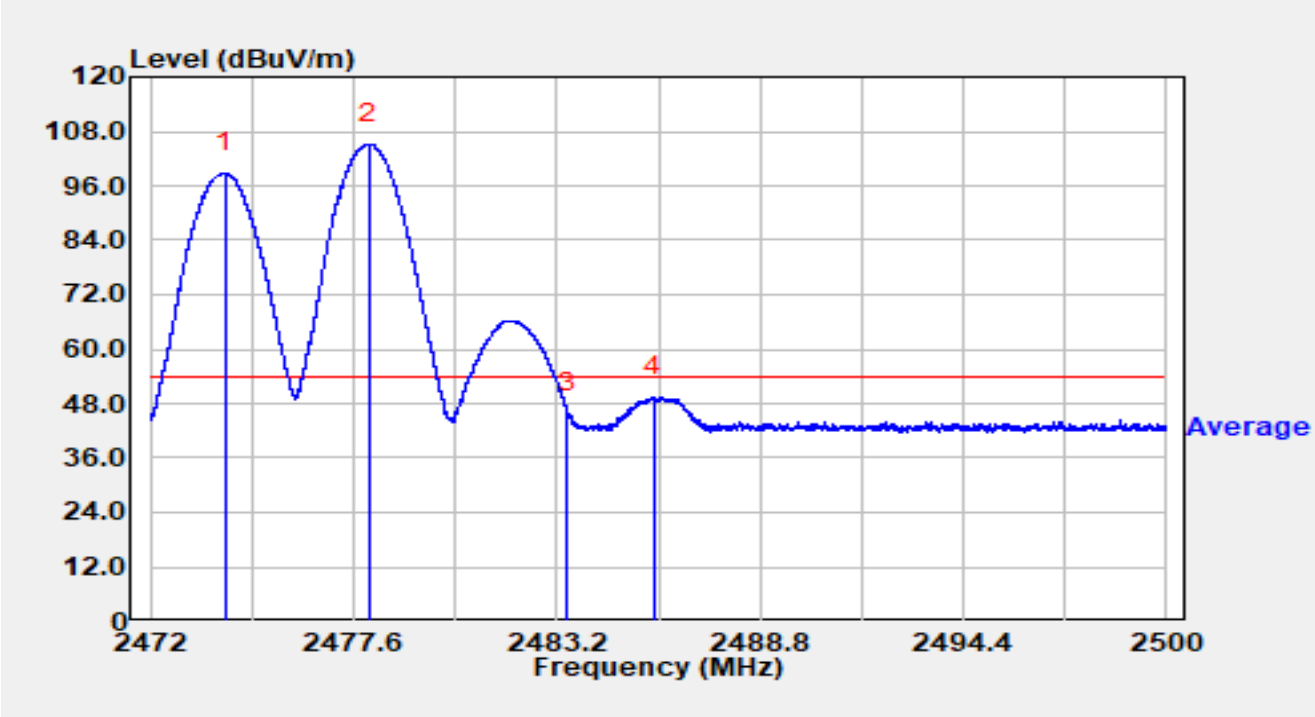

No	Mark	Frequency (MHz)	Reading (dBμV)	C.F (dB/m)	Measurement (dBμV/m)	Margin (dB)	Limit (dBμV/m)	Detector
1		2474.072	69.16	29.73	98.89	N/A	N/A	Average
2		2478.009	75.51	29.74	105.25	N/A	N/A	Average
3		2483.500	16.23	29.76	46.00	-8.00	54.00	Average
4	*	2485.880	19.67	29.77	49.44	-4.56	54.00	Average

Notes:

1. " * ", means this data is the worst emission level.

2. C.F (dB/m) = Antenna Factor (dB/m) + Cable Loss (dB).

3. Measurement (dBμV/m) = Reading (dBμV) + C.F (dB/m).

Site	WJ-AC2	Test Date	2025-02-10
Temperature	18.4 °C	Humidity	33.4 %
Limit	FCC_Part 15_Band Edge(3m)_PK	Test Engineer	Bob Zhang
Factor	DRH18-E_07105	Polarity	Horizontal
EUT	ACCESS POINT	Test Voltage	By PoE
Test Mode	Transmit by BLE 1Mbps at Core0 2476MHz Core1 2478MHz		

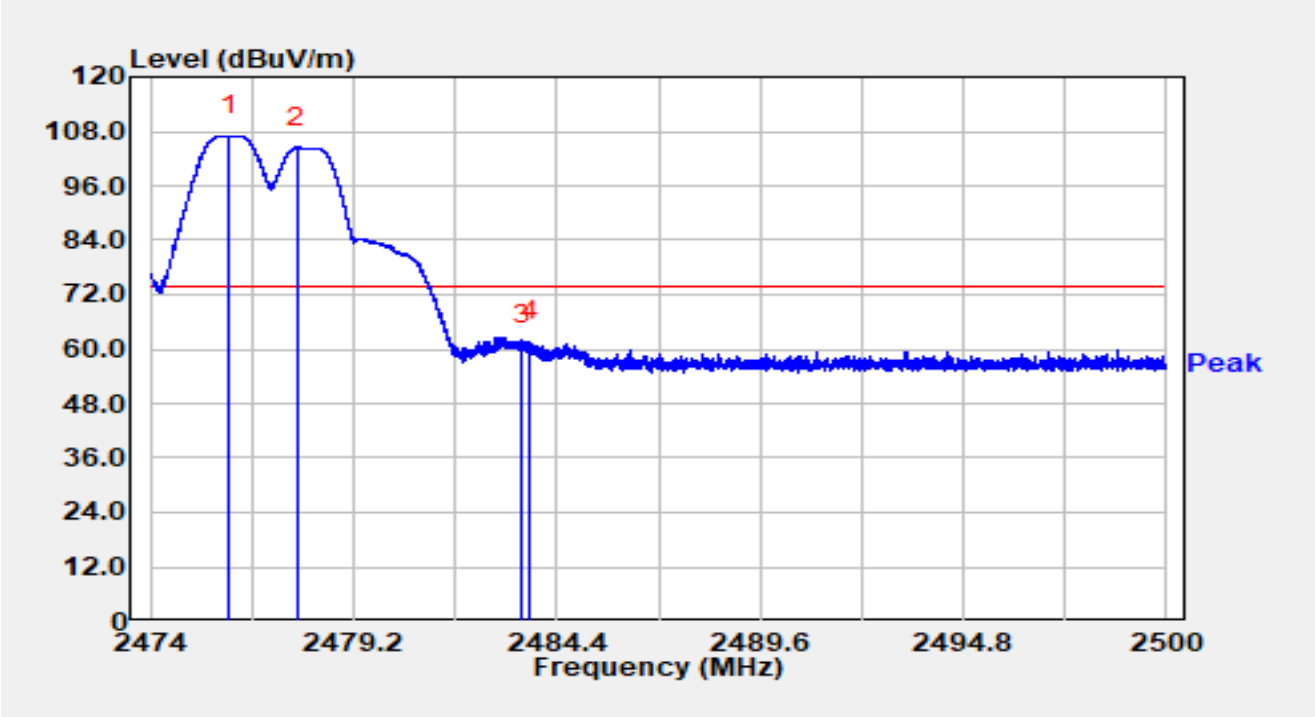

No	Mark	Frequency (MHz)	Reading (dBμV)	C.F (dB/m)	Measurement (dBμV/m)	Margin (dB)	Limit (dBμV/m)	Detector
1		2476.030	77.33	29.74	107.07	N/A	N/A	Peak
2		2477.745	74.81	29.74	104.55	N/A	N/A	Peak
3		2483.500	31.21	29.76	60.97	-13.03	74.00	Peak
4	*	2483.705	31.90	29.76	61.67	-12.33	74.00	Peak

Notes:

1. " * ", means this data is the worst emission level.

2. C.F (dB/m) = Antenna Factor (dB/m) + Cable Loss (dB).

3. Measurement (dBμV/m) = Reading (dBμV) + C.F (dB/m).

Site	WJ-AC2	Test Date	2025-02-10
Temperature	18.4 °C	Humidity	33.4 %
Limit	FCC_Part 15_Band Edge(3m)_AV	Test Engineer	Bob Zhang
Factor	DRH18-E_07105	Polarity	Horizontal
EUT	ACCESS POINT	Test Voltage	By PoE
Test Mode	Transmit by BLE 1Mbps at Core0 2476MHz Core1 2478MHz		

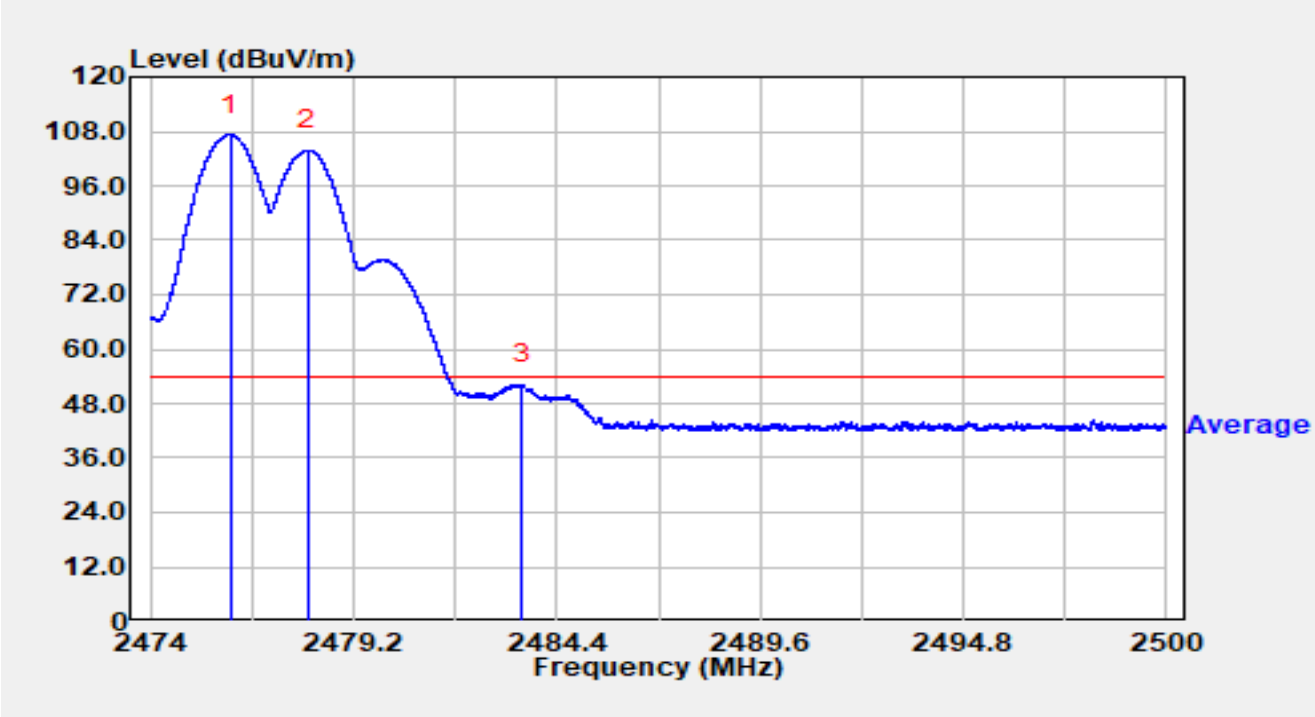

No	Mark	Frequency (MHz)	Reading (dBμV)	C.F (dB/m)	Measurement (dBμV/m)	Margin (dB)	Limit (dBμV/m)	Detector
1		2476.067	77.50	29.74	107.23	N/A	N/A	Average
2		2478.027	74.01	29.74	103.76	N/A	N/A	Average
3	*	2483.500	22.33	29.76	52.10	-1.90	54.00	Average

Notes:

1. " * ", means this data is the worst emission level.

2. C.F (dB/m) = Antenna Factor (dB/m) + Cable Loss (dB).

3. Measurement (dBμV/m) = Reading (dBμV) + C.F (dB/m).

Site	WJ-AC2	Test Date	2025-02-10
Temperature	18.4 °C	Humidity	33.4 %
Limit	FCC_Part 15_Band Edge(3m)_PK	Test Engineer	Bob Zhang
Factor	DRH18-E_07105	Polarity	Vertical
EUT	ACCESS POINT	Test Voltage	By PoE
Test Mode	Transmit by BLE 1Mbps at Core0 2476MHz Core1 2478MHz		

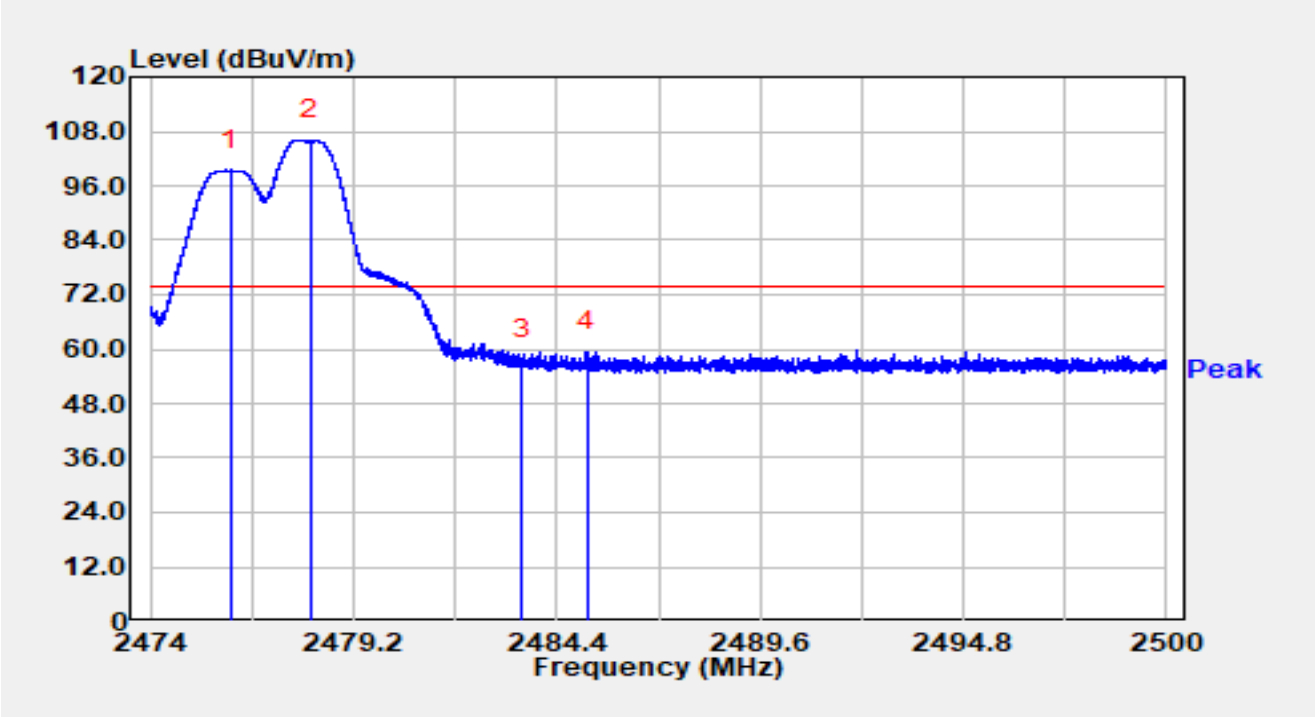

No	Mark	Frequency (MHz)	Reading (dBμV)	C.F (dB/m)	Measurement (dBμV/m)	Margin (dB)	Limit (dBμV/m)	Detector
1		2476.064	69.81	29.74	99.55	N/A	N/A	Peak
2		2478.085	76.42	29.75	106.16	N/A	N/A	Peak
3		2483.500	27.78	29.76	57.55	-16.45	74.00	Peak
4	*	2485.164	29.72	29.77	59.49	-14.51	74.00	Peak

Notes:

1. " * ", means this data is the worst emission level.

2. C.F (dB/m) = Antenna Factor (dB/m) + Cable Loss (dB).

3. Measurement (dBμV/m) = Reading (dBμV) + C.F (dB/m).

Site	WJ-AC2	Test Date	2025-02-10
Temperature	18.4 °C	Humidity	33.4 %
Limit	FCC_Part 15_Band Edge(3m)_AV	Test Engineer	Bob Zhang
Factor	DRH18-E_07105	Polarity	Vertical
EUT	ACCESS POINT	Test Voltage	By PoE
Test Mode	Transmit by BLE 1Mbps at Core0 2476MHz Core1 2478MHz		

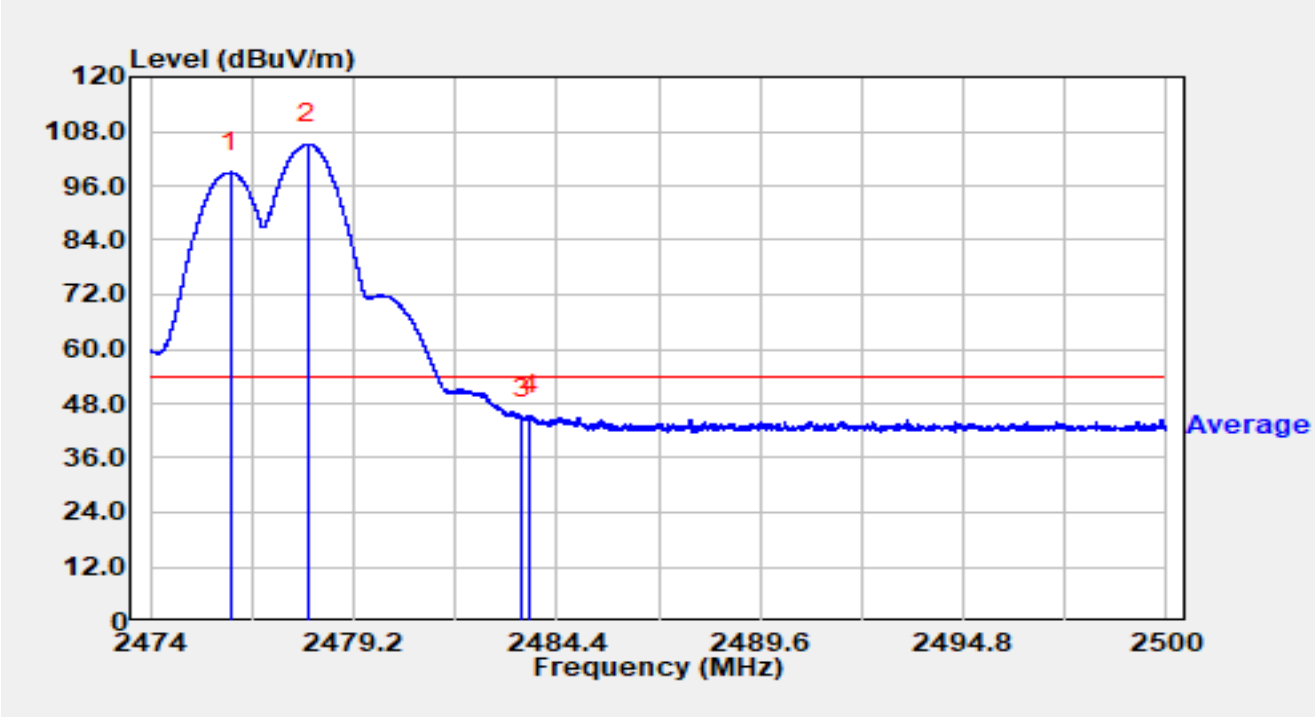

No	Mark	Frequency (MHz)	Reading (dBμV)	C.F (dB/m)	Measurement (dBμV/m)	Margin (dB)	Limit (dBμV/m)	Detector
1		2476.051	69.24	29.74	98.97	N/A	N/A	Average
2		2478.027	75.54	29.74	105.28	N/A	N/A	Average
3		2483.500	15.04	29.76	44.81	-9.19	54.00	Average
4	*	2483.716	15.59	29.76	45.35	-8.65	54.00	Average

Notes:

1. " * ", means this data is the worst emission level.

2. C.F (dB/m) = Antenna Factor (dB/m) + Cable Loss (dB).

3. Measurement (dBμV/m) = Reading (dBμV) + C.F (dB/m).

Site	WJ-AC2	Test Date	2025-02-10
Temperature	18.4 °C	Humidity	33.4 %
Limit	FCC_Part 15_Band Edge(3m)_PK	Test Engineer	Bob Zhang
Factor	DRH18-E_07105	Polarity	Horizontal
EUT	ACCESS POINT	Test Voltage	By PoE
Test Mode	Transmit by BLE 1Mbps at Core0 2468MHz Core1 2480MHz		

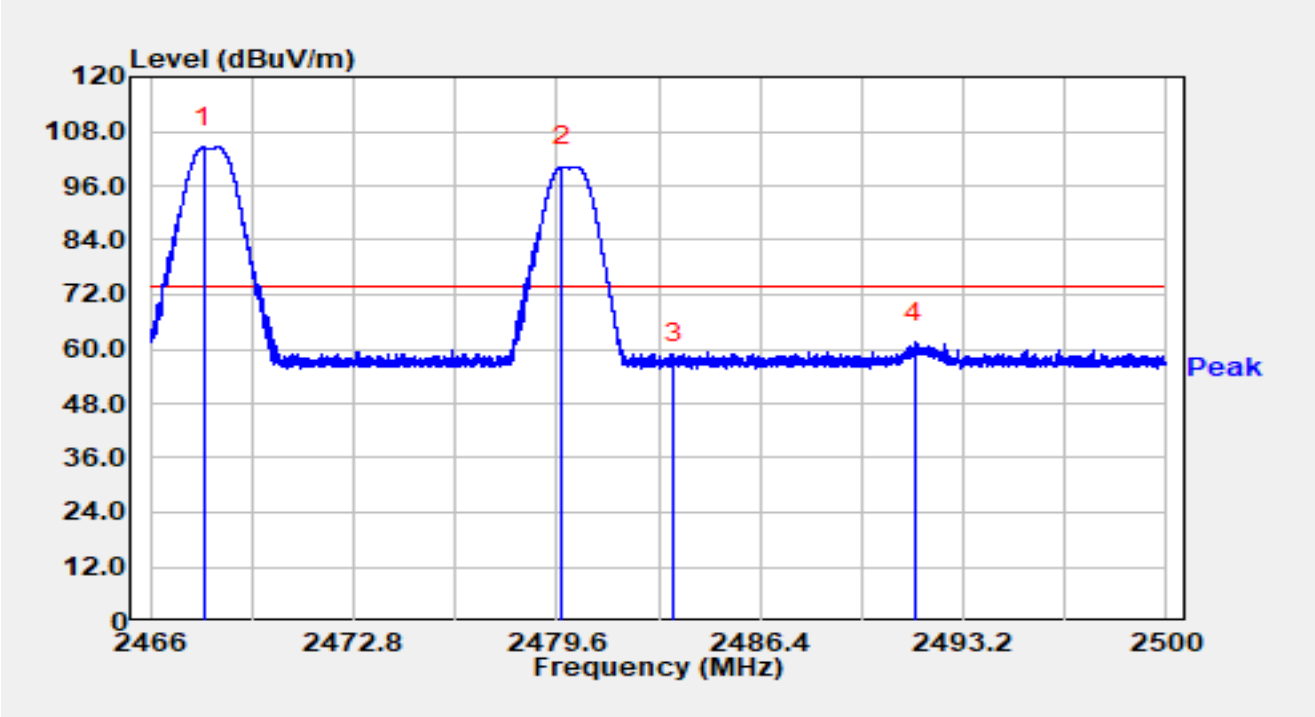

No	Mark	Frequency (MHz)	Reading (dBμV)	C.F (dB/m)	Measurement (dBμV/m)	Margin (dB)	Limit (dBμV/m)	Detector
1		2467.771	74.72	29.72	104.44	N/A	N/A	Peak
2		2479.773	70.54	29.75	100.29	N/A	N/A	Peak
3		2483.500	26.97	29.76	56.74	-17.26	74.00	Peak
4	*	2491.578	31.67	29.79	61.46	-12.54	74.00	Peak

Notes:

1. " * ", means this data is the worst emission level.

2. C.F (dB/m) = Antenna Factor (dB/m) + Cable Loss (dB).

3. Measurement (dBμV/m) = Reading (dBμV) + C.F (dB/m).

Site	WJ-AC2	Test Date	2025-02-10
Temperature	18.4 °C	Humidity	33.4 %
Limit	FCC_Part 15_Band Edge(3m)_AV	Test Engineer	Bob Zhang
Factor	DRH18-E_07105	Polarity	Horizontal
EUT	ACCESS POINT	Test Voltage	By PoE
Test Mode	Transmit by BLE 1Mbps at Core0 2468MHz Core1 2480MHz		

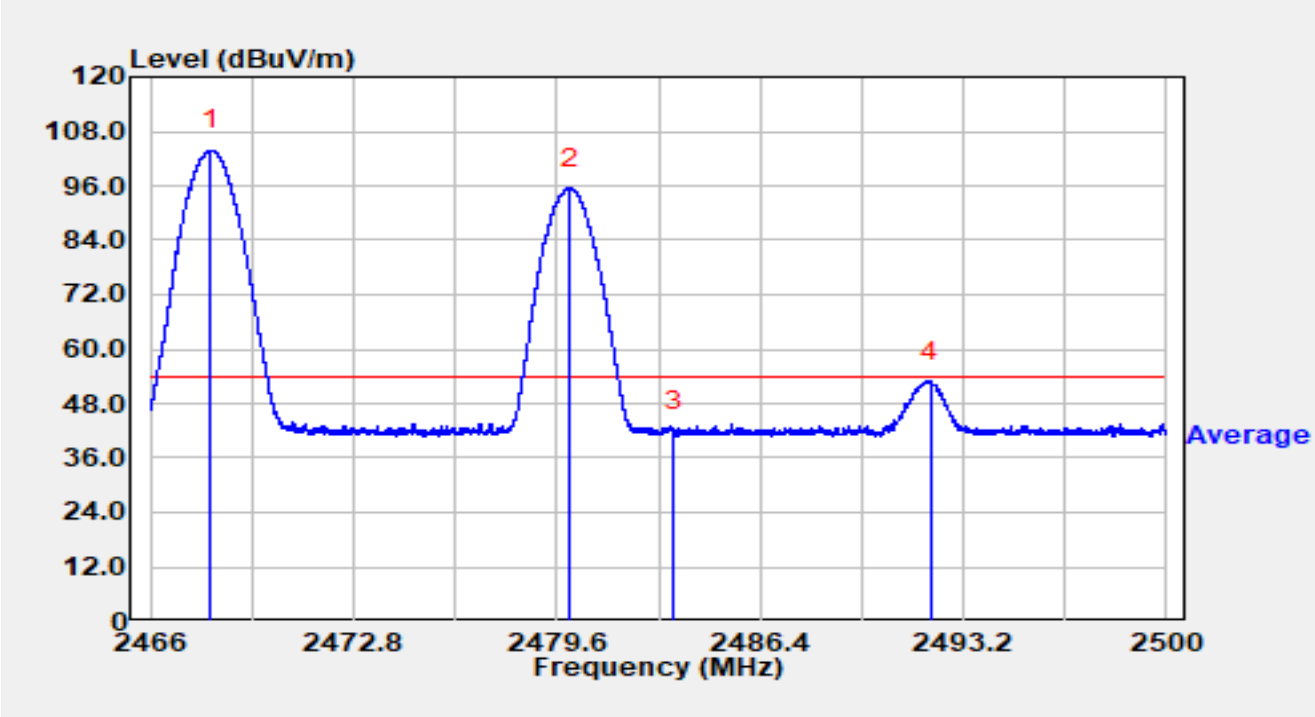

No	Mark	Frequency (MHz)	Reading (dBμV)	C.F (dB/m)	Measurement (dBμV/m)	Margin (dB)	Limit (dBμV/m)	Detector
1		2468.010	74.04	29.72	103.76	N/A	N/A	Average
2		2480.042	65.70	29.75	95.45	N/A	N/A	Average
3		2483.500	12.07	29.76	41.84	-12.16	54.00	Average
4	*	2492.095	23.12	29.79	52.92	-1.08	54.00	Average

Notes:

1. " * ", means this data is the worst emission level.

2. C.F (dB/m) = Antenna Factor (dB/m) + Cable Loss (dB).

3. Measurement (dBμV/m) = Reading (dBμV) + C.F (dB/m).

Site	WJ-AC2	Test Date	2025-02-10
Temperature	18.4 °C	Humidity	33.4 %
Limit	FCC_Part 15_Band Edge(3m)_PK	Test Engineer	Bob Zhang
Factor	DRH18-E_07105	Polarity	Vertical
EUT	ACCESS POINT	Test Voltage	By PoE
Test Mode	Transmit by BLE 1Mbps at Core0 2468MHz Core1 2480MHz		

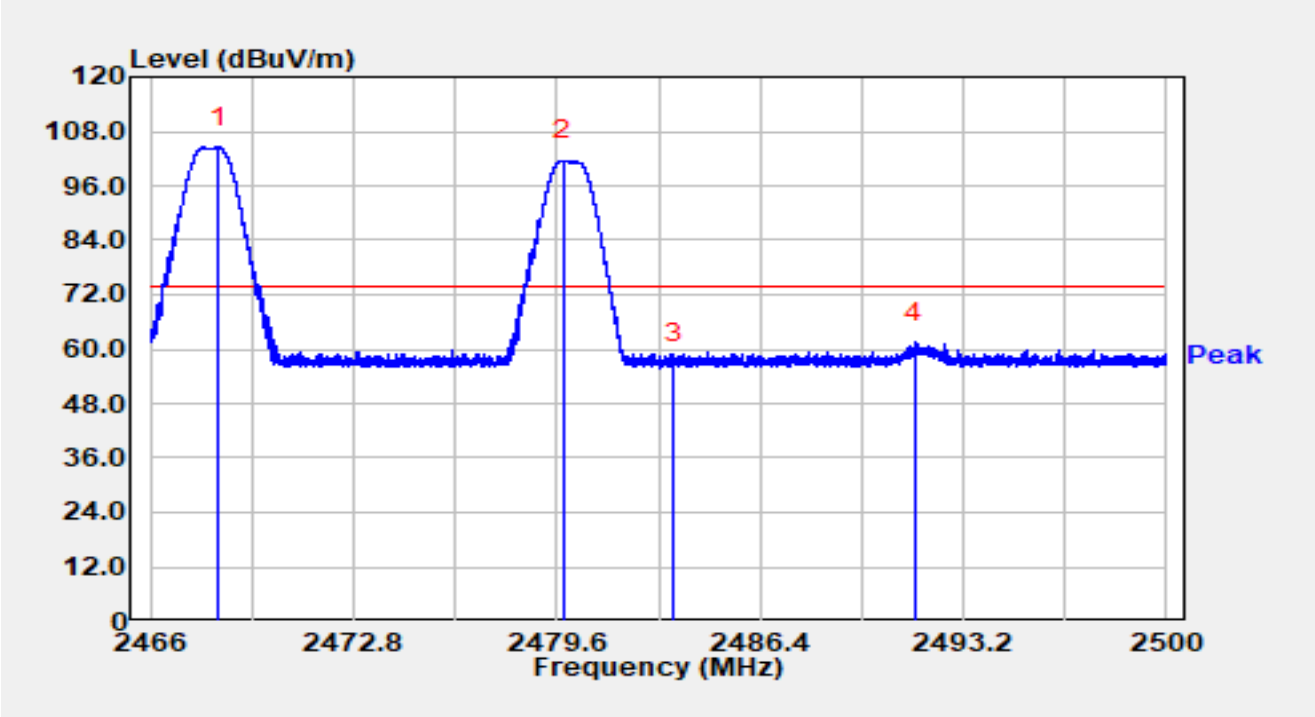

No	Mark	Frequency (MHz)	Reading (dBμV)	C.F (dB/m)	Measurement (dBμV/m)	Margin (dB)	Limit (dBμV/m)	Detector
1		2468.271	74.77	29.72	104.49	N/A	N/A	Peak
2		2479.797	71.86	29.75	101.61	N/A	N/A	Peak
3		2483.500	26.97	29.76	56.74	-17.26	74.00	Peak
4	*	2491.578	31.67	29.79	61.46	-12.54	74.00	Peak

Notes:

1. " * ", means this data is the worst emission level.

2. C.F (dB/m) = Antenna Factor (dB/m) + Cable Loss (dB).

3. Measurement (dBμV/m) = Reading (dBμV) + C.F (dB/m).

Site	WJ-AC2	Test Date	2025-02-10
Temperature	18.4 °C	Humidity	33.4 %
Limit	FCC_Part 15_Band Edge(3m)_AV	Test Engineer	Bob Zhang
Factor	DRH18-E_07105	Polarity	Vertical
EUT	ACCESS POINT	Test Voltage	By PoE
Test Mode	Transmit by BLE 1Mbps at Core0 2468MHz Core1 2480MHz		

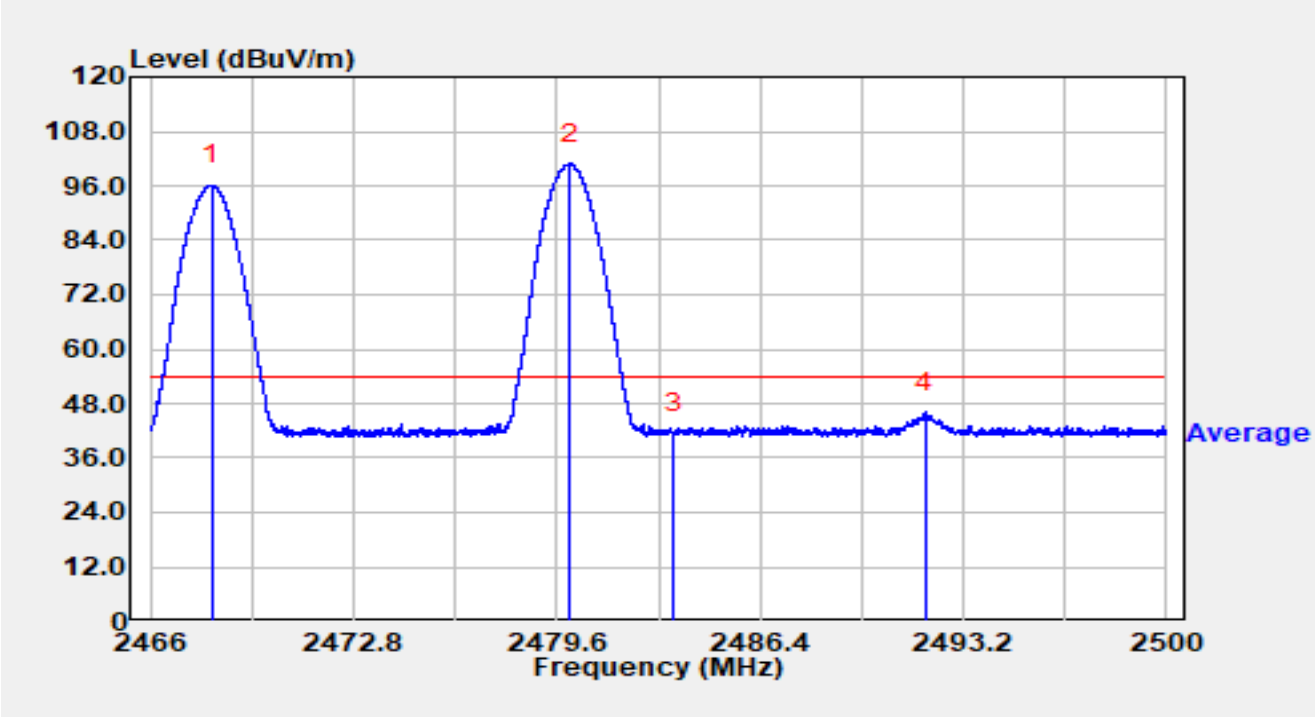

No	Mark	Frequency (MHz)	Reading (dBμV)	C.F (dB/m)	Measurement (dBμV/m)	Margin (dB)	Limit (dBμV/m)	Detector
1		2468.054	66.29	29.72	96.01	N/A	N/A	Average
2		2480.042	71.07	29.75	100.83	N/A	N/A	Average
3		2483.500	11.83	29.76	41.59	-12.41	54.00	Average
4	*	2491.915	16.23	29.79	46.03	-7.97	54.00	Average

Notes:

1. " * ", means this data is the worst emission level.

2. C.F (dB/m) = Antenna Factor (dB/m) + Cable Loss (dB).

3. Measurement (dBμV/m) = Reading (dBμV) + C.F (dB/m).

Site	WJ-AC2	Test Date	2025-02-10
Temperature	18.4 °C	Humidity	33.4 %
Limit	FCC_Part 15_Band Edge(3m)_PK	Test Engineer	Bob Zhang
Factor	DRH18-E_07105	Polarity	Horizontal
EUT	ACCESS POINT	Test Voltage	By PoE
Test Mode	Transmit by BLE 1Mbps at Core0 2470MHz Core1 2480MHz		

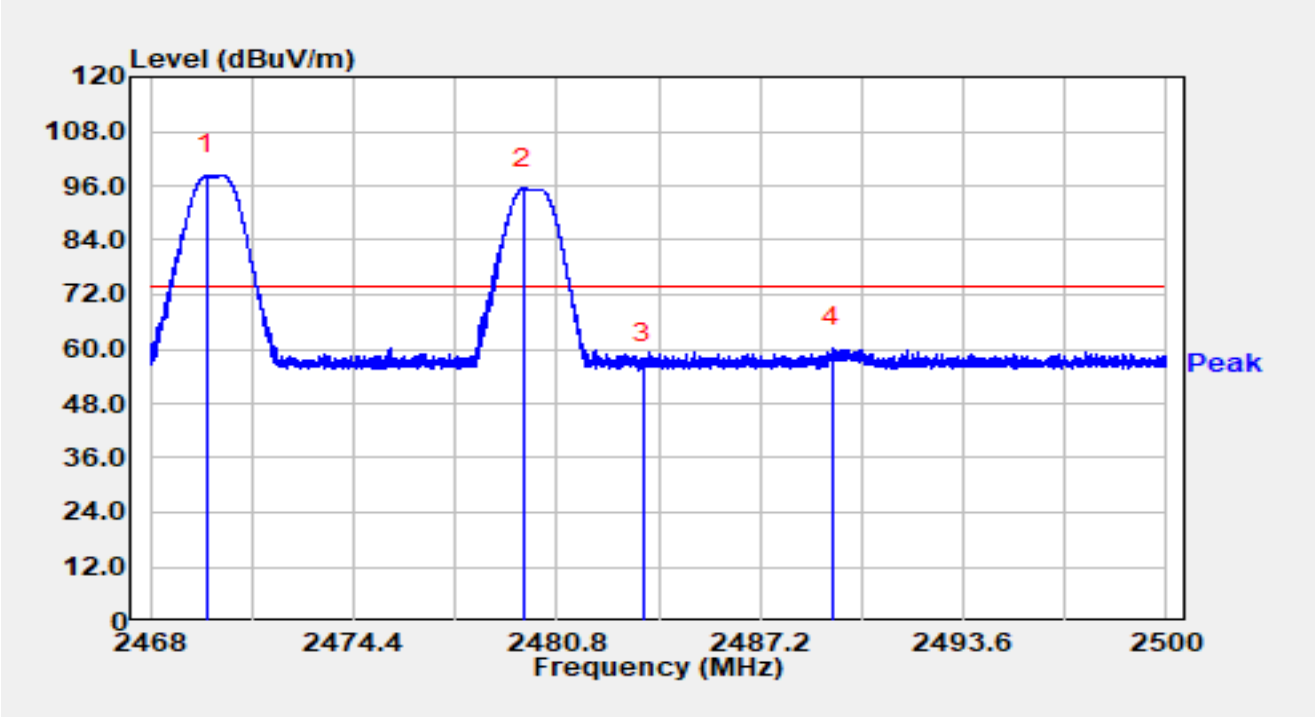

No	Mark	Frequency (MHz)	Reading (dBμV)	C.F (dB/m)	Measurement (dBμV/m)	Margin (dB)	Limit (dBμV/m)	Detector
1		2469.786	68.56	29.72	98.28	N/A	N/A	Peak
2		2479.750	65.74	29.75	95.49	N/A	N/A	Peak
3		2483.500	26.86	29.76	56.62	-17.38	74.00	Peak
4	*	2489.485	30.63	29.78	60.42	-13.58	74.00	Peak

Notes:

1. " * ", means this data is the worst emission level.

2. C.F (dB/m) = Antenna Factor (dB/m) + Cable Loss (dB).

3. Measurement (dBμV/m) = Reading (dBμV) + C.F (dB/m).

Site	WJ-AC2	Test Date	2025-02-10
Temperature	18.4 °C	Humidity	33.4 %
Limit	FCC_Part 15_Band Edge(3m)_AV	Test Engineer	Bob Zhang
Factor	DRH18-E_07105	Polarity	Horizontal
EUT	ACCESS POINT	Test Voltage	By PoE
Test Mode	Transmit by BLE 1Mbps at Core0 2470MHz Core1 2480MHz		

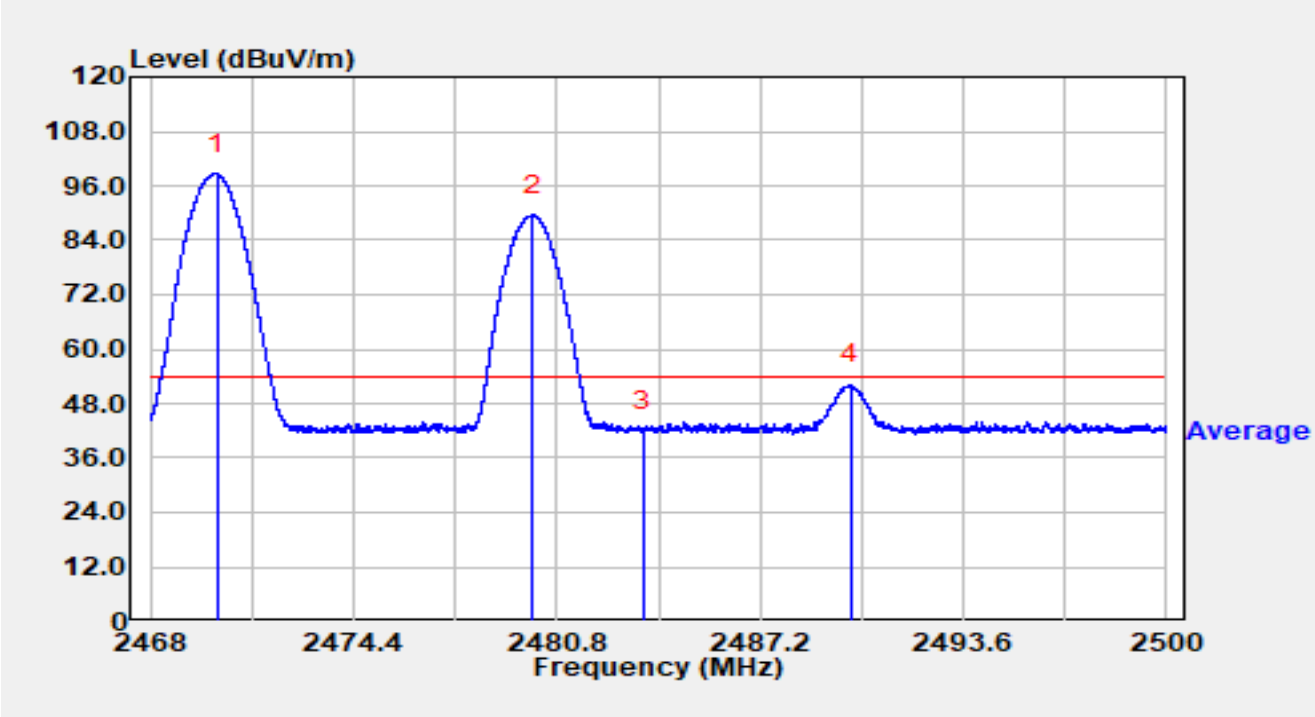

No	Mark	Frequency (MHz)	Reading (dBμV)	C.F (dB/m)	Measurement (dBμV/m)	Margin (dB)	Limit (dBμV/m)	Detector
1		2470.090	68.90	29.72	98.62	N/A	N/A	Average
2		2480.032	59.78	29.75	89.53	N/A	N/A	Average
3		2483.500	12.31	29.76	42.07	-11.93	54.00	Average
4	*	2490.038	22.38	29.79	52.16	-1.84	54.00	Average

Notes:

1. " * ", means this data is the worst emission level.

2. C.F (dB/m) = Antenna Factor (dB/m) + Cable Loss (dB).

3. Measurement (dBμV/m) = Reading (dBμV) + C.F (dB/m).

Site	WJ-AC2	Test Date	2025-02-10
Temperature	18.4 °C	Humidity	33.4 %
Limit	FCC_Part 15_Band Edge(3m)_PK	Test Engineer	Bob Zhang
Factor	DRH18-E_07105	Polarity	Vertical
EUT	ACCESS POINT	Test Voltage	By PoE
Test Mode	Transmit by BLE 1Mbps at Core0 2470MHz Core1 2480MHz		

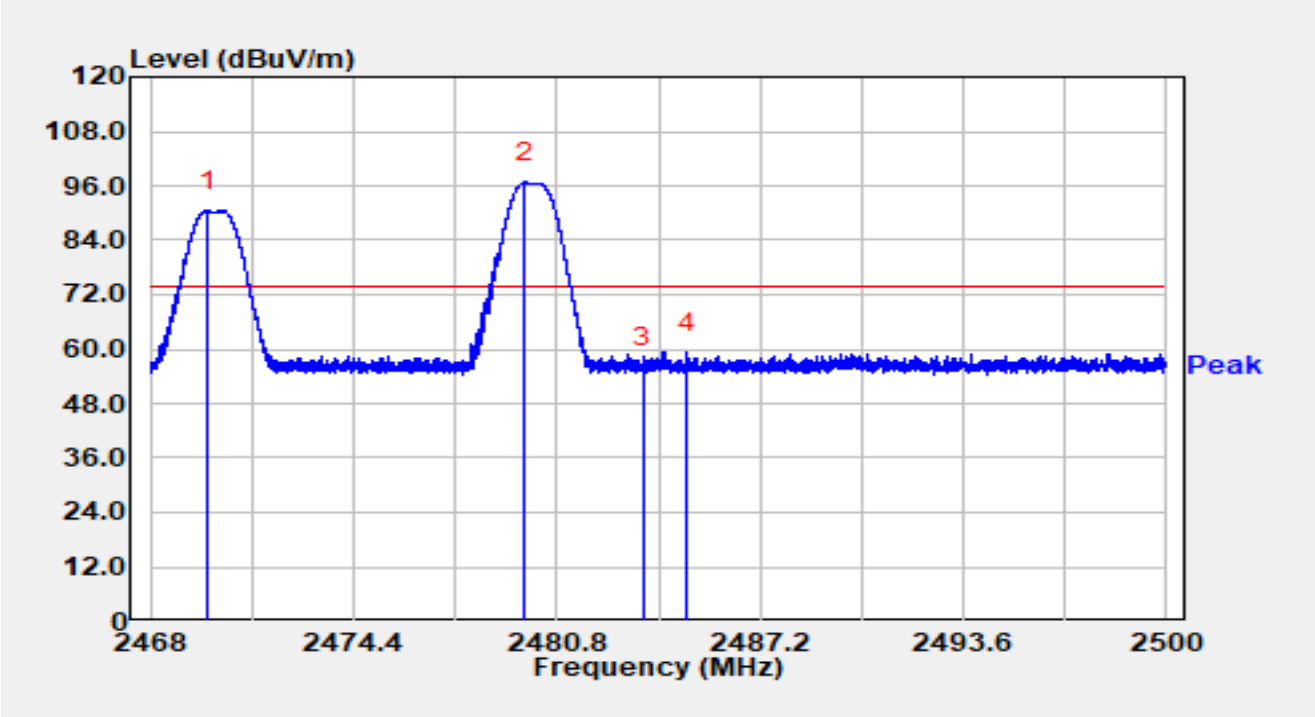

No	Mark	Frequency (MHz)	Reading (dBμV)	C.F (dB/m)	Measurement (dBμV/m)	Margin (dB)	Limit (dBμV/m)	Detector
1		2469.798	60.83	29.72	90.55	N/A	N/A	Peak
2		2479.773	66.98	29.75	96.73	N/A	N/A	Peak
3		2483.500	26.26	29.76	56.03	-17.97	74.00	Peak
4	*	2484.915	29.54	29.77	59.31	-14.69	74.00	Peak

Notes:

1. " * ", means this data is the worst emission level.

2. C.F (dB/m) = Antenna Factor (dB/m) + Cable Loss (dB).

3. Measurement (dBμV/m) = Reading (dBμV) + C.F (dB/m).

Site	WJ-AC2	Test Date	2025-02-10
Temperature	18.4 °C	Humidity	33.4 %
Limit	FCC_Part 15_Band Edge(3m)_AV	Test Engineer	Bob Zhang
Factor	DRH18-E_07105	Polarity	Vertical
EUT	ACCESS POINT	Test Voltage	By PoE
Test Mode	Transmit by BLE 1Mbps at Core0 2470MHz Core1 2480MHz		

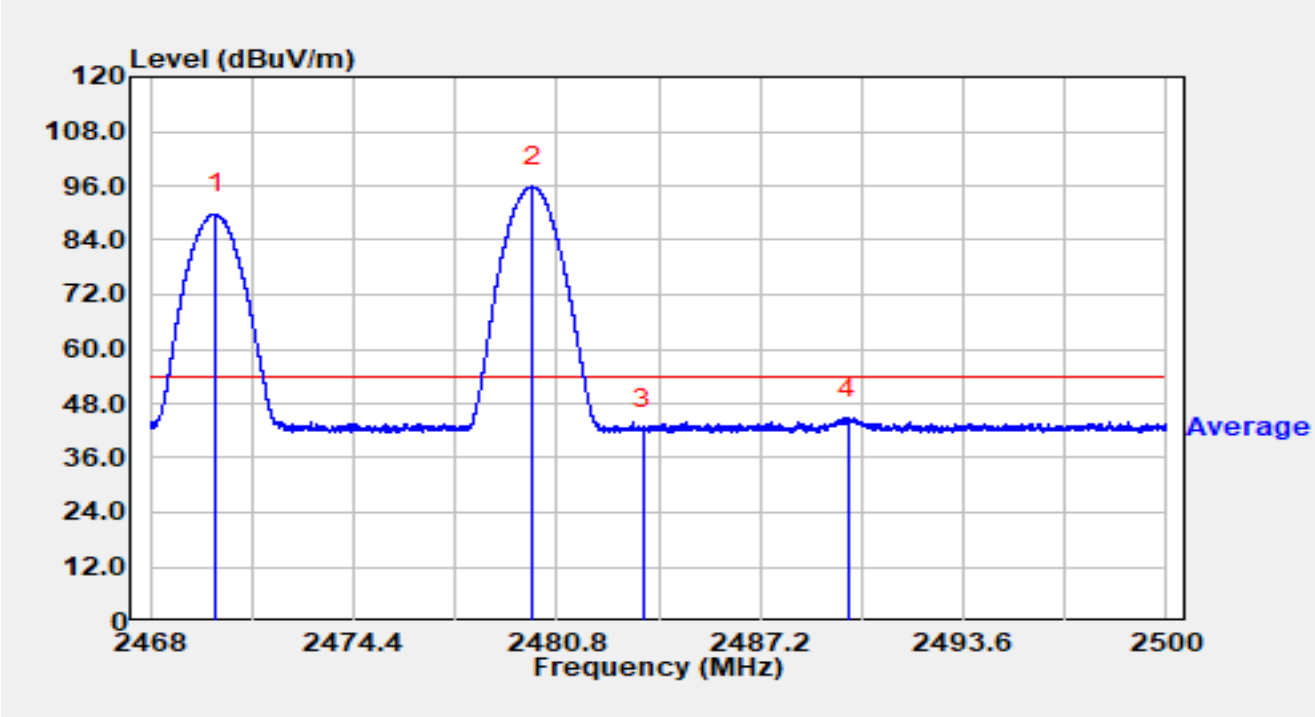

No	Mark	Frequency (MHz)	Reading (dBμV)	C.F (dB/m)	Measurement (dBμV/m)	Margin (dB)	Limit (dBμV/m)	Detector
1		2470.070	60.11	29.72	89.84	N/A	N/A	Average
2		2480.026	66.03	29.75	95.78	N/A	N/A	Average
3		2483.500	12.76	29.76	42.52	-11.48	54.00	Average
4	*	2489.984	15.01	29.79	44.80	-9.20	54.00	Average

Notes:

1. " * ", means this data is the worst emission level.

2. C.F (dB/m) = Antenna Factor (dB/m) + Cable Loss (dB).

3. Measurement (dBμV/m) = Reading (dBμV) + C.F (dB/m).

Site	WJ-AC2	Test Date	2025-02-10
Temperature	18.4 °C	Humidity	33.4 %
Limit	FCC_Part 15_Band Edge(3m)_PK	Test Engineer	Bob Zhang
Factor	DRH18-E_07105	Polarity	Horizontal
EUT	ACCESS POINT	Test Voltage	By PoE
Test Mode	Transmit by BLE 1Mbps at Core0 2472MHz Core1 2480MHz		

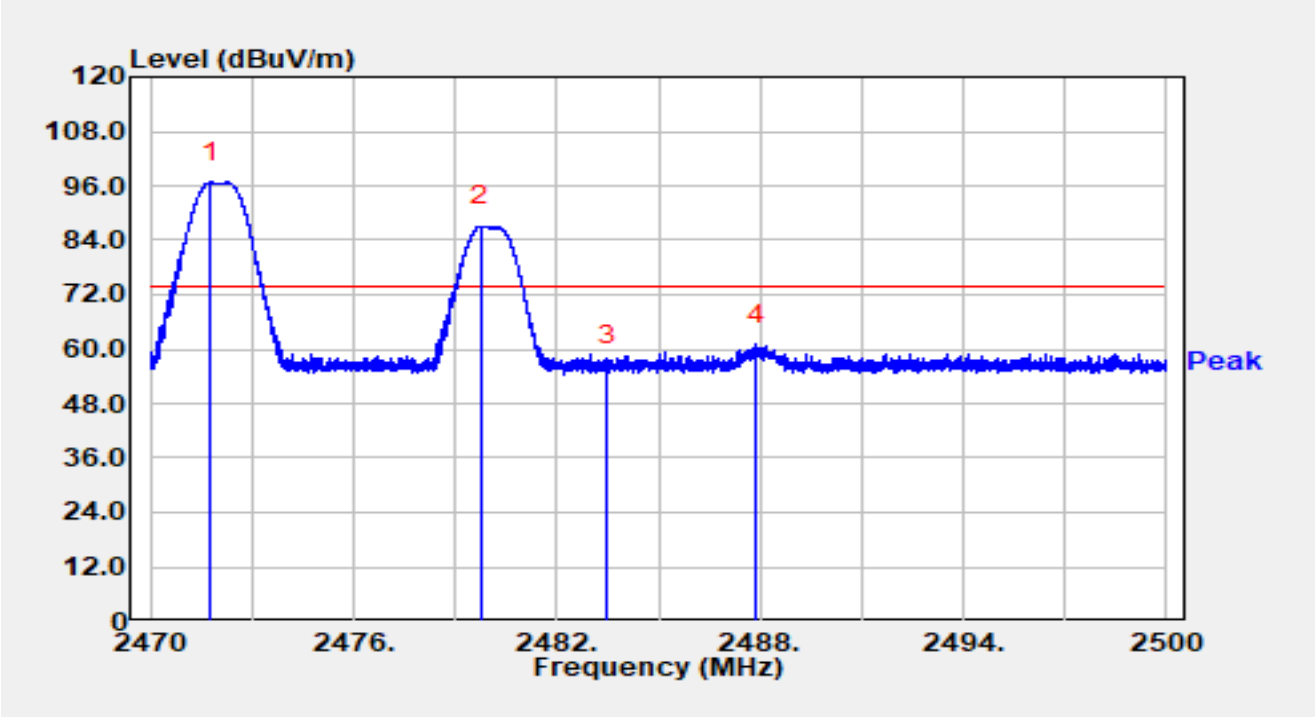

No	Mark	Frequency (MHz)	Reading (dBμV)	C.F (dB/m)	Measurement (dBμV/m)	Margin (dB)	Limit (dBμV/m)	Detector
1		2471.788	67.02	29.73	96.75	N/A	N/A	Peak
2		2479.768	57.41	29.75	87.16	N/A	N/A	Peak
3		2483.500	26.69	29.76	56.45	-17.55	74.00	Peak
4	*	2487.883	31.34	29.78	61.12	-12.88	74.00	Peak

Notes:

1. " * ", means this data is the worst emission level.

2. C.F (dB/m) = Antenna Factor (dB/m) + Cable Loss (dB).

3. Measurement (dBμV/m) = Reading (dBμV) + C.F (dB/m).

Site	WJ-AC2	Test Date	2025-02-10
Temperature	18.4 °C	Humidity	33.4 %
Limit	FCC_Part 15_Band Edge(3m)_AV	Test Engineer	Bob Zhang
Factor	DRH18-E_07105	Polarity	Horizontal
EUT	ACCESS POINT	Test Voltage	By PoE
Test Mode	Transmit by BLE 1Mbps at Core0 2472MHz Core1 2480MHz		

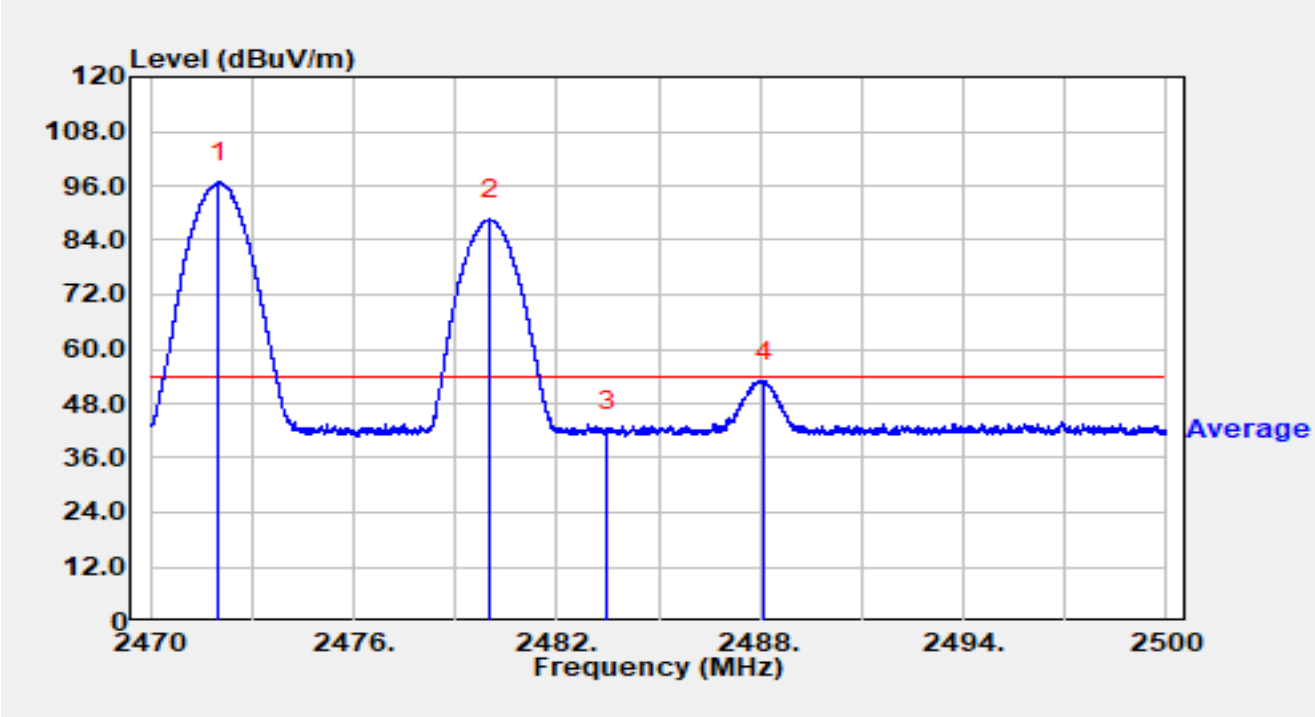

No	Mark	Frequency (MHz)	Reading (dBμV)	C.F (dB/m)	Measurement (dBμV/m)	Margin (dB)	Limit (dBμV/m)	Detector
1		2472.019	66.96	29.73	96.69	N/A	N/A	Average
2		2480.017	58.80	29.75	88.55	N/A	N/A	Average
3		2483.500	12.33	29.76	42.10	-11.90	54.00	Average
4	*	2488.138	23.10	29.78	52.88	-1.12	54.00	Average

Notes:

1. " * ", means this data is the worst emission level.

2. C.F (dB/m) = Antenna Factor (dB/m) + Cable Loss (dB).

3. Measurement (dBμV/m) = Reading (dBμV) + C.F (dB/m).

Site	WJ-AC2	Test Date	2025-02-10
Temperature	18.4 °C	Humidity	33.4 %
Limit	FCC_Part 15_Band Edge(3m)_PK	Test Engineer	Bob Zhang
Factor	DRH18-E_07105	Polarity	Vertical
EUT	ACCESS POINT	Test Voltage	By PoE
Test Mode	Transmit by BLE 1Mbps at Core0 2472MHz Core1 2480MHz		

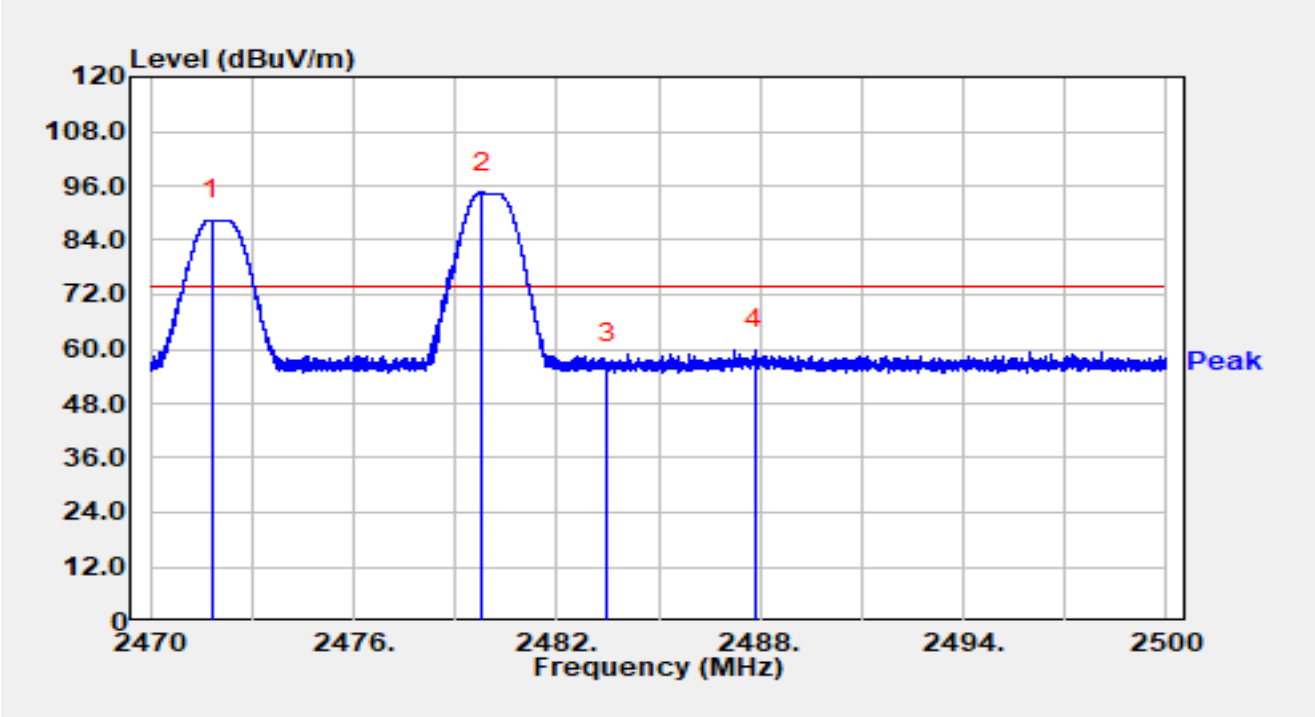

No	Mark	Frequency (MHz)	Reading (dBμV)	C.F (dB/m)	Measurement (dBμV/m)	Margin (dB)	Limit (dBμV/m)	Detector
1		2471.809	58.78	29.73	88.50	N/A	N/A	Peak
2		2479.774	64.85	29.75	94.60	N/A	N/A	Peak
3		2483.500	27.27	29.76	57.03	-16.97	74.00	Peak
4	*	2487.850	30.11	29.78	59.89	-14.11	74.00	Peak

Notes:

1. " * ", means this data is the worst emission level.

2. C.F (dB/m) = Antenna Factor (dB/m) + Cable Loss (dB).

3. Measurement (dBμV/m) = Reading (dBμV) + C.F (dB/m).

Site	WJ-AC2	Test Date	2025-02-10
Temperature	18.4 °C	Humidity	33.4 %
Limit	FCC_Part 15_Band Edge(3m)_AV	Test Engineer	Bob Zhang
Factor	DRH18-E_07105	Polarity	Vertical
EUT	ACCESS POINT	Test Voltage	By PoE
Test Mode	Transmit by BLE 1Mbps at Core0 2472MHz Core1 2480MHz		

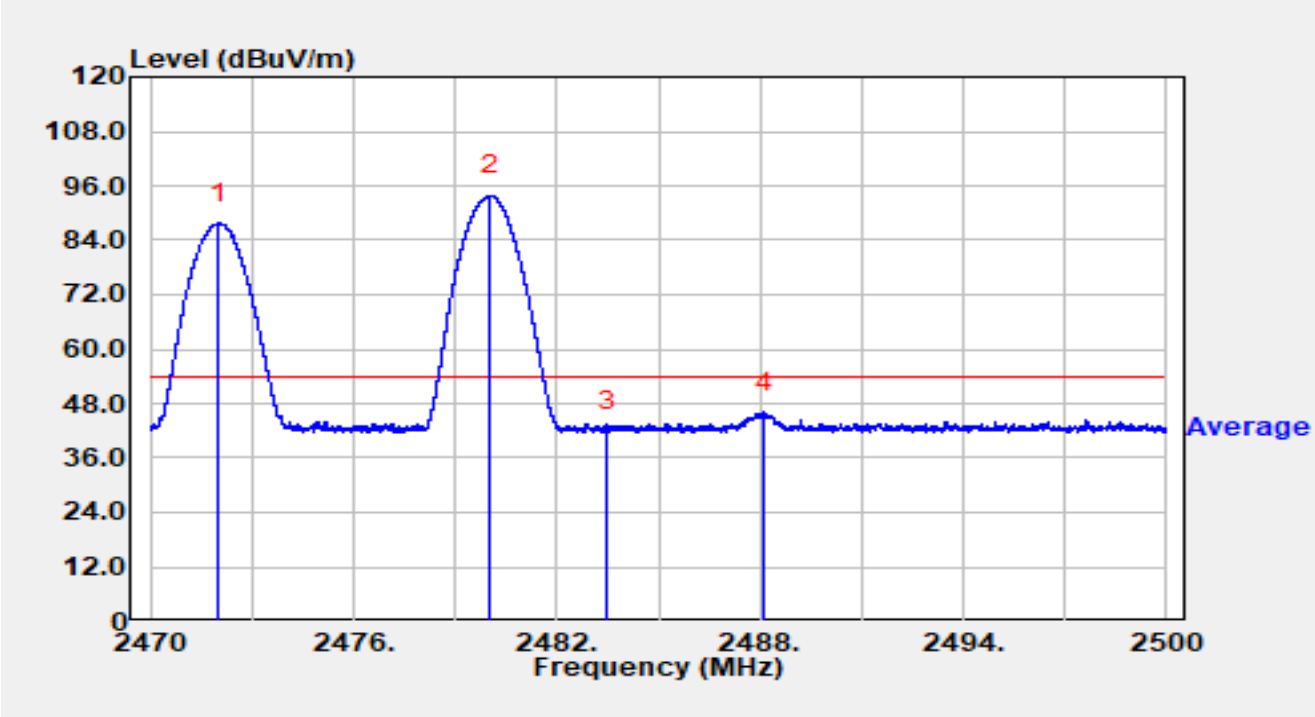

No	Mark	Frequency (MHz)	Reading (dBμV)	C.F (dB/m)	Measurement (dBμV/m)	Margin (dB)	Limit (dBμV/m)	Detector
1		2472.028	57.96	29.73	87.68	N/A	N/A	Average
2		2480.041	64.01	29.75	93.77	N/A	N/A	Average
3		2483.500	12.18	29.76	41.94	-12.06	54.00	Average
4	*	2488.138	16.25	29.78	46.03	-7.97	54.00	Average

Notes:

1. " * ", means this data is the worst emission level.

2. C.F (dB/m) = Antenna Factor (dB/m) + Cable Loss (dB).

3. Measurement (dBμV/m) = Reading (dBμV) + C.F (dB/m).

Site	WJ-AC2	Test Date	2025-02-10
Temperature	18.4 °C	Humidity	33.4 %
Limit	FCC_Part 15_Band Edge(3m)_PK	Test Engineer	Bob Zhang
Factor	DRH18-E_07105	Polarity	Horizontal
EUT	ACCESS POINT	Test Voltage	By PoE
Test Mode	Transmit by BLE 1Mbps at Core0 2474MHz Core1 2480MHz		

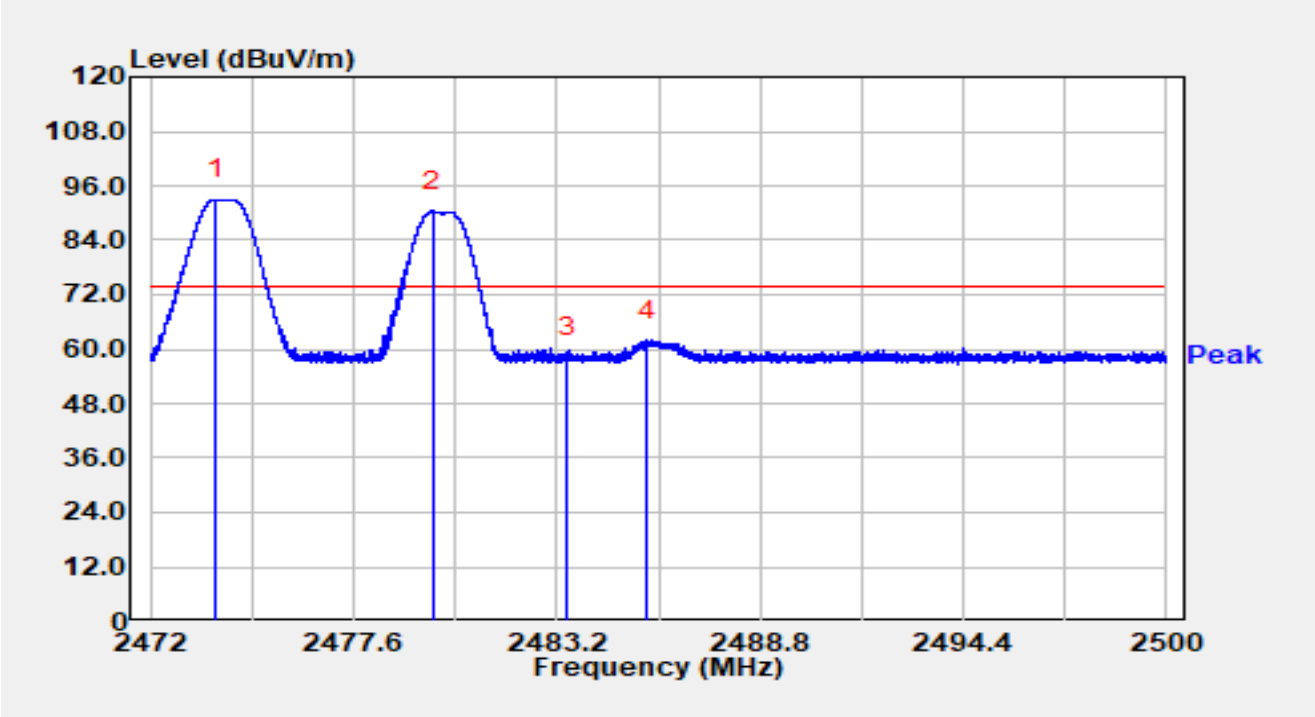

No	Mark	Frequency (MHz)	Reading (dBμV)	C.F (dB/m)	Measurement (dBμV/m)	Margin (dB)	Limit (dBμV/m)	Detector
1		2473.795	63.29	29.73	93.02	N/A	N/A	Peak
2		2479.778	60.62	29.75	90.37	N/A	N/A	Peak
3		2483.500	28.35	29.76	58.11	-15.89	74.00	Peak
4	*	2485.686	32.20	29.77	61.98	-12.02	74.00	Peak

Notes:

1. " * ", means this data is the worst emission level.

2. C.F (dB/m) = Antenna Factor (dB/m) + Cable Loss (dB).

3. Measurement (dBμV/m) = Reading (dBμV) + C.F (dB/m).

Site	WJ-AC2	Test Date	2025-02-10
Temperature	18.4 °C	Humidity	33.4 %
Limit	FCC_Part 15_Band Edge(3m)_AV	Test Engineer	Bob Zhang
Factor	DRH18-E_07105	Polarity	Horizontal
EUT	ACCESS POINT	Test Voltage	By PoE
Test Mode	Transmit by BLE 1Mbps at Core0 2474MHz Core1 2480MHz		

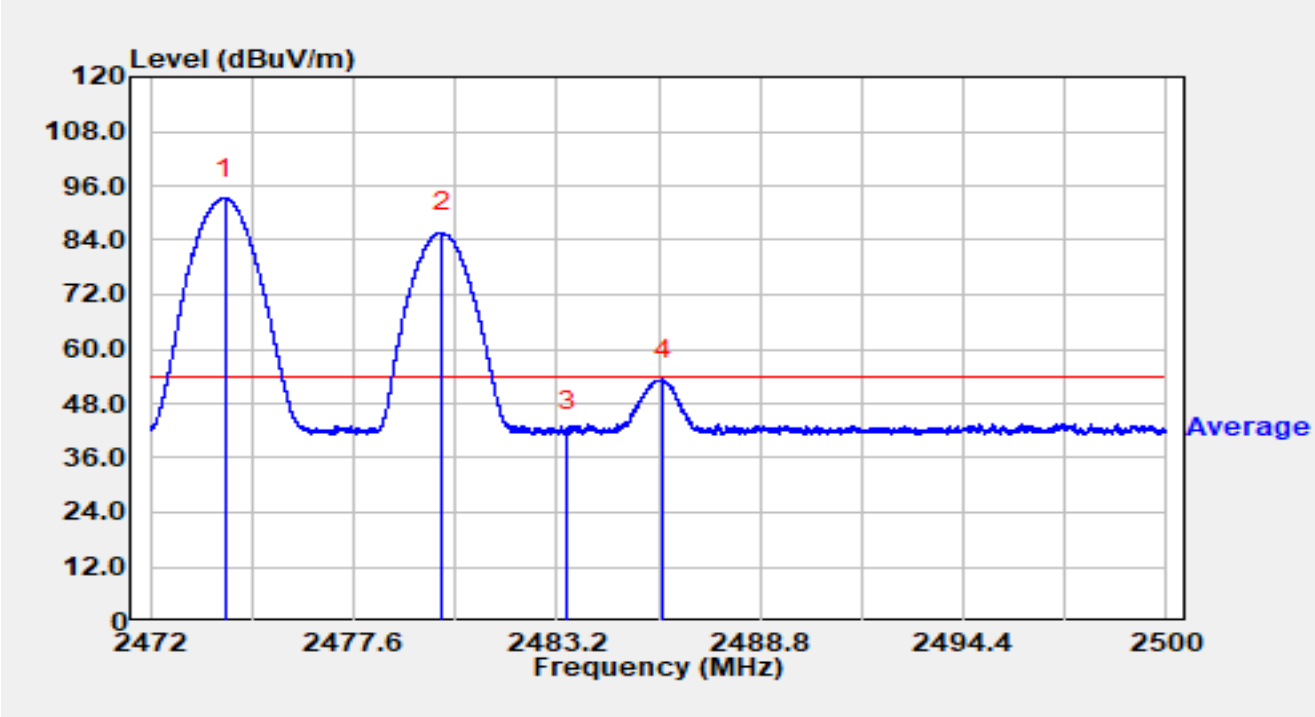

No	Mark	Frequency (MHz)	Reading (dBμV)	C.F (dB/m)	Measurement (dBμV/m)	Margin (dB)	Limit (dBμV/m)	Detector
1		2474.075	63.54	29.73	93.27	N/A	N/A	Average
2		2480.056	55.93	29.75	85.69	N/A	N/A	Average
3		2483.500	11.94	29.76	41.71	-12.29	54.00	Average
4	*	2486.118	23.52	29.77	53.29	-0.71	54.00	Average

Notes:

1. " * ", means this data is the worst emission level.

2. C.F (dB/m) = Antenna Factor (dB/m) + Cable Loss (dB).

3. Measurement (dBμV/m) = Reading (dBμV) + C.F (dB/m).

Site	WJ-AC2	Test Date	2025-02-10
Temperature	18.4 °C	Humidity	33.4 %
Limit	FCC_Part 15_Band Edge(3m)_PK	Test Engineer	Bob Zhang
Factor	DRH18-E_07105	Polarity	Vertical
EUT	ACCESS POINT	Test Voltage	By PoE
Test Mode	Transmit by BLE 1Mbps at Core0 2474MHz Core1 2480MHz		

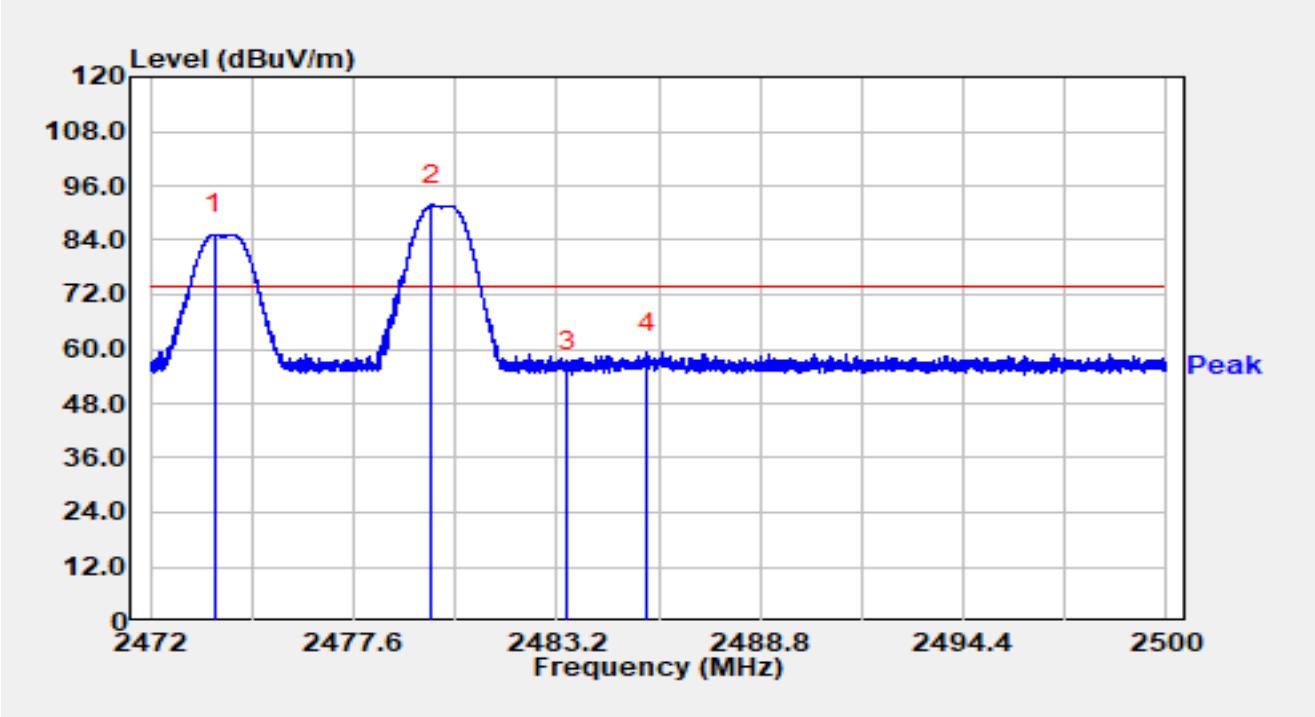

No	Mark	Frequency (MHz)	Reading (dBμV)	C.F (dB/m)	Measurement (dBμV/m)	Margin (dB)	Limit (dBμV/m)	Detector
1		2473.781	55.57	29.73	85.30	N/A	N/A	Peak
2		2479.742	62.01	29.75	91.76	N/A	N/A	Peak
3		2483.500	25.29	29.76	55.06	-18.94	74.00	Peak
4	*	2485.686	29.43	29.77	59.20	-14.80	74.00	Peak

Notes:

1. " * ", means this data is the worst emission level.

2. C.F (dB/m) = Antenna Factor (dB/m) + Cable Loss (dB).

3. Measurement (dBμV/m) = Reading (dBμV) + C.F (dB/m).

Site	WJ-AC2	Test Date	2025-02-10
Temperature	18.4 °C	Humidity	33.4 %
Limit	FCC_Part 15_Band Edge(3m)_AV	Test Engineer	Bob Zhang
Factor	DRH18-E_07105	Polarity	Vertical
EUT	ACCESS POINT	Test Voltage	By PoE
Test Mode	Transmit by BLE 1Mbps at Core0 2474MHz Core1 2480MHz		

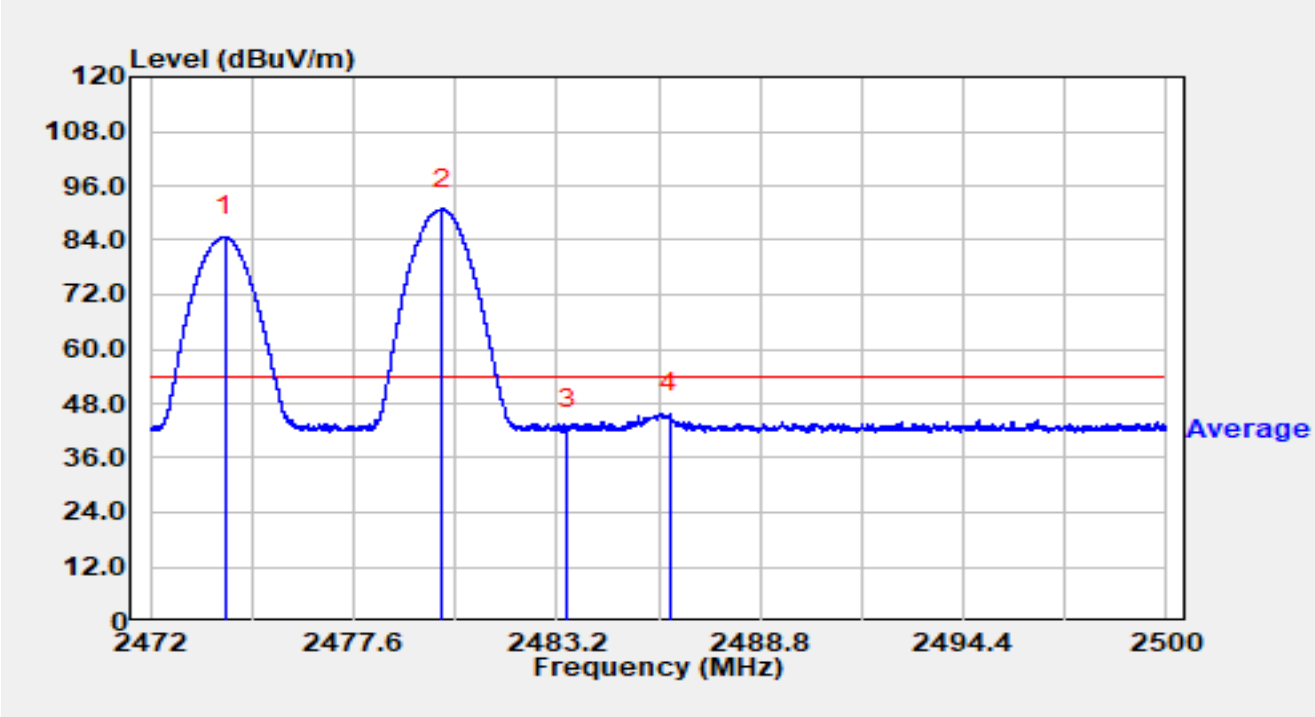

No	Mark	Frequency (MHz)	Reading (dBμV)	C.F (dB/m)	Measurement (dBμV/m)	Margin (dB)	Limit (dBμV/m)	Detector
1		2474.047	55.04	29.73	84.77	N/A	N/A	Average
2		2480.028	61.07	29.75	90.82	N/A	N/A	Average
3		2483.500	12.69	29.76	42.46	-11.54	54.00	Average
4	*	2486.305	16.02	29.77	45.79	-8.21	54.00	Average

Notes:

1. " * ", means this data is the worst emission level.

2. C.F (dB/m) = Antenna Factor (dB/m) + Cable Loss (dB).

3. Measurement (dBμV/m) = Reading (dBμV) + C.F (dB/m).

Site	WJ-AC2	Test Date	2025-02-10
Temperature	18.4 °C	Humidity	33.4 %
Limit	FCC_Part 15_Band Edge(3m)_PK	Test Engineer	Bob Zhang
Factor	DRH18-E_07105	Polarity	Horizontal
EUT	ACCESS POINT	Test Voltage	By PoE
Test Mode	Transmit by BLE 1Mbps at Core0 2476MHz Core1 2480MHz		

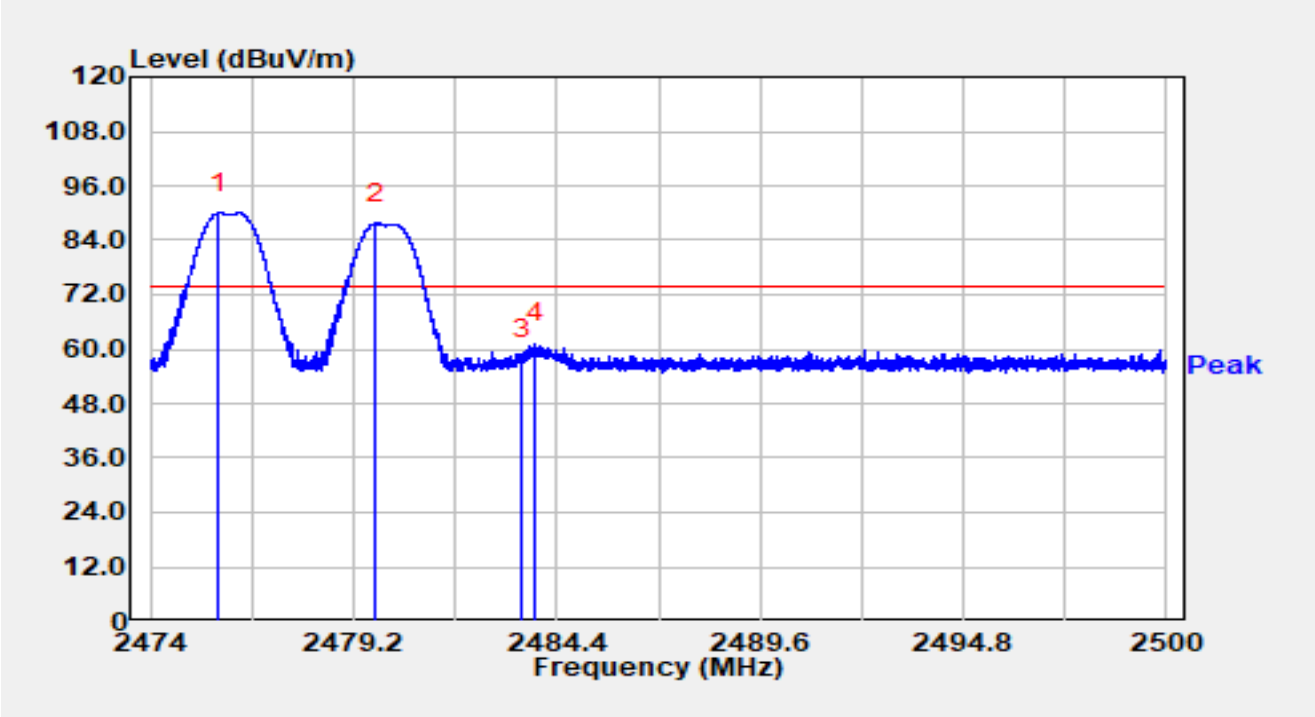

No	Mark	Frequency (MHz)	Reading (dBμV)	C.F (dB/m)	Measurement (dBμV/m)	Margin (dB)	Limit (dBμV/m)	Detector
1		2475.735	60.27	29.74	90.00	N/A	N/A	Peak
2		2479.750	57.94	29.75	87.69	N/A	N/A	Peak
3		2483.500	27.79	29.76	57.56	-16.44	74.00	Peak
4	*	2483.843	31.38	29.77	61.15	-12.85	74.00	Peak

Notes:

1. " * ", means this data is the worst emission level.

2. C.F (dB/m) = Antenna Factor (dB/m) + Cable Loss (dB).

3. Measurement (dBμV/m) = Reading (dBμV) + C.F (dB/m).

Site	WJ-AC2	Test Date	2025-02-10
Temperature	18.4 °C	Humidity	33.4 %
Limit	FCC_Part 15_Band Edge(3m)_AV	Test Engineer	Bob Zhang
Factor	DRH18-E_07105	Polarity	Horizontal
EUT	ACCESS POINT	Test Voltage	By PoE
Test Mode	Transmit by BLE 1Mbps at Core0 2476MHz Core1 2480MHz		

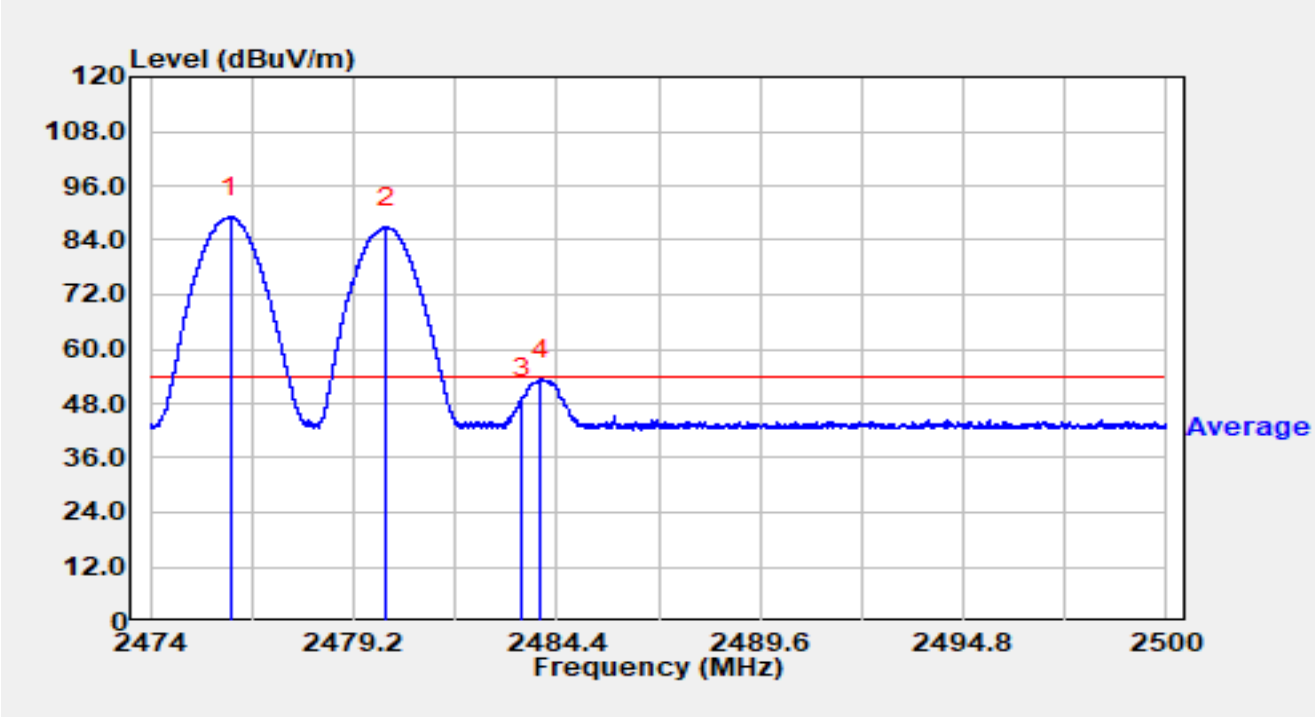

No	Mark	Frequency (MHz)	Reading (dBμV)	C.F (dB/m)	Measurement (dBμV/m)	Margin (dB)	Limit (dBμV/m)	Detector
1		2476.061	59.36	29.74	89.10	N/A	N/A	Average
2		2480.040	57.13	29.75	86.88	N/A	N/A	Average
3		2483.500	19.52	29.76	49.28	-4.72	54.00	Average
4	*	2483.973	23.67	29.77	53.43	-0.57	54.00	Average

Notes:

1. " * ", means this data is the worst emission level.

2. C.F (dB/m) = Antenna Factor (dB/m) + Cable Loss (dB).

3. Measurement (dBμV/m) = Reading (dBμV) + C.F (dB/m).

Site	WJ-AC2	Test Date	2025-02-10
Temperature	18.4 °C	Humidity	33.4 %
Limit	FCC_Part 15_Band Edge(3m)_PK	Test Engineer	Bob Zhang
Factor	DRH18-E_07105	Polarity	Vertical
EUT	ACCESS POINT	Test Voltage	By PoE
Test Mode	Transmit by BLE 1Mbps at Core0 2476MHz Core1 2480MHz		

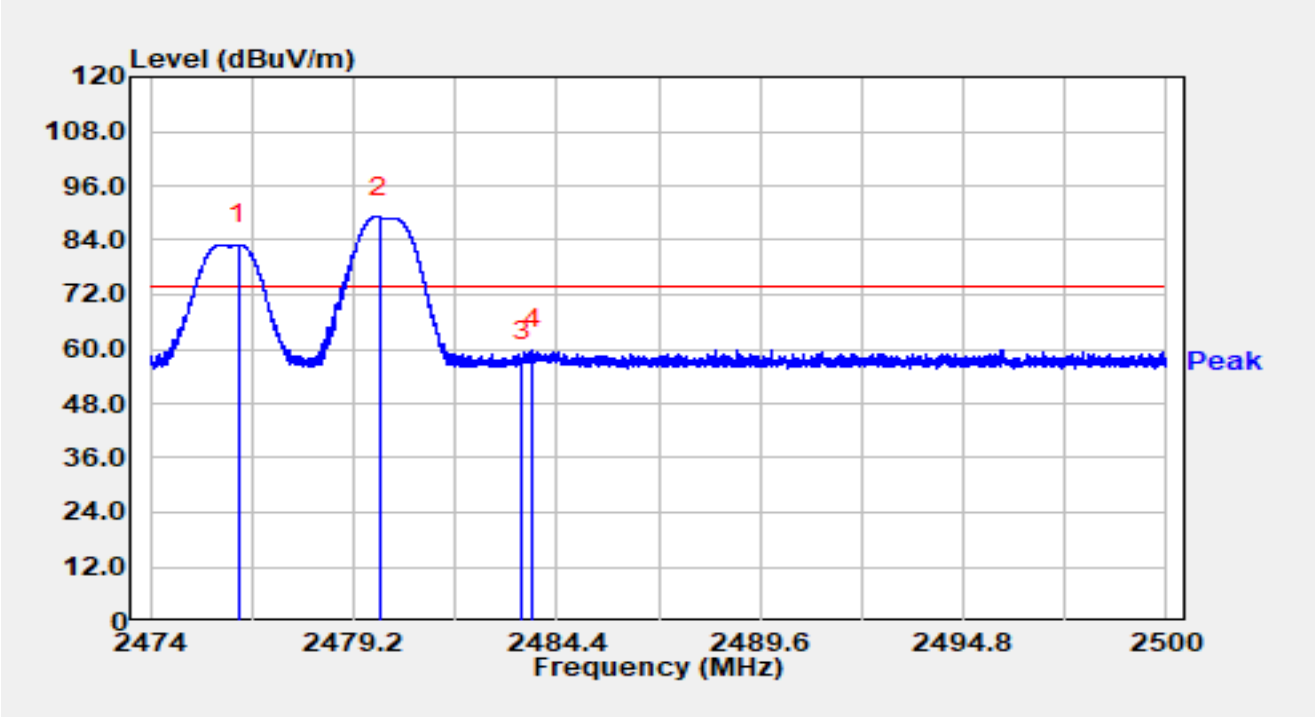

No	Mark	Frequency (MHz)	Reading (dBμV)	C.F (dB/m)	Measurement (dBμV/m)	Margin (dB)	Limit (dBμV/m)	Detector
1		2476.265	53.32	29.74	83.06	N/A	N/A	Peak
2		2479.851	59.43	29.75	89.18	N/A	N/A	Peak
3		2483.500	27.60	29.76	57.37	-16.63	74.00	Peak
4	*	2483.792	30.17	29.77	59.93	-14.07	74.00	Peak

Notes:

1. " * ", means this data is the worst emission level.

2. C.F (dB/m) = Antenna Factor (dB/m) + Cable Loss (dB).

3. Measurement (dBμV/m) = Reading (dBμV) + C.F (dB/m).

Site	WJ-AC2	Test Date	2025-02-10
Temperature	18.4 °C	Humidity	33.4 %
Limit	FCC_Part 15_Band Edge(3m)_AV	Test Engineer	Bob Zhang
Factor	DRH18-E_07105	Polarity	Vertical
EUT	ACCESS POINT	Test Voltage	By PoE
Test Mode	Transmit by BLE 1Mbps at Core0 2476MHz Core1 2480MHz		

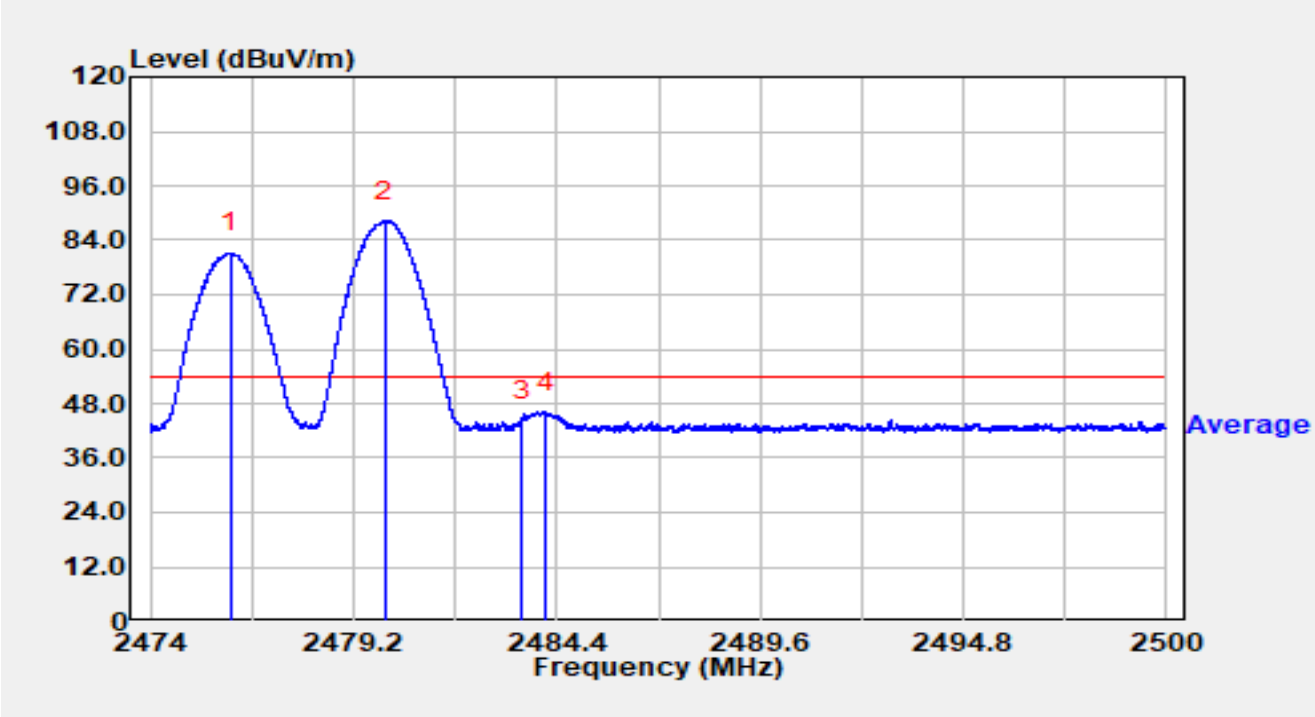

No	Mark	Frequency (MHz)	Reading (dBμV)	C.F (dB/m)	Measurement (dBμV/m)	Margin (dB)	Limit (dBμV/m)	Detector
1		2476.035	51.40	29.74	81.14	N/A	N/A	Average
2		2480.002	58.47	29.75	88.22	N/A	N/A	Average
3		2483.500	14.20	29.76	43.97	-10.03	54.00	Average
4	*	2484.124	16.35	29.77	46.12	-7.88	54.00	Average

Notes:

1. " * ", means this data is the worst emission level.

2. C.F (dB/m) = Antenna Factor (dB/m) + Cable Loss (dB).

3. Measurement (dBμV/m) = Reading (dBμV) + C.F (dB/m).

Site	WJ-AC2	Test Date	2025-02-11
Temperature	18.4 °C	Humidity	33.4 %
Limit	FCC_Part 15_Band Edge(3m)_PK	Test Engineer	Bob Zhang
Factor	DRH18-E_07105	Polarity	Horizontal
EUT	ACCESS POINT	Test Voltage	By PoE
Test Mode	Transmit by BLE 1Mbps at Core0 2478MHz Core1 2480MHz		

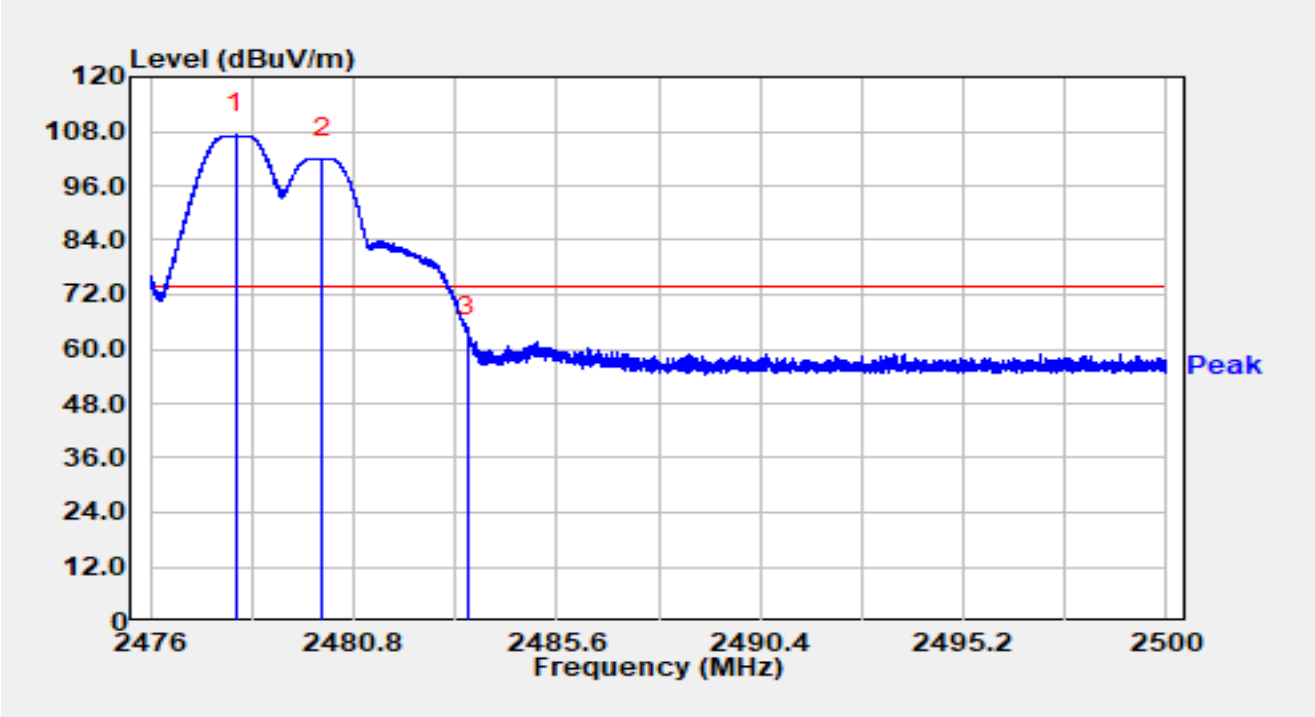

No	Mark	Frequency (MHz)	Reading (dBμV)	C.F (dB/m)	Measurement (dBμV/m)	Margin (dB)	Limit (dBμV/m)	Detector
1		2478.021	77.58	29.74	107.32	N/A	N/A	Peak
2		2480.049	72.33	29.75	102.08	N/A	N/A	Peak
3	*	2483.500	32.80	29.76	62.56	-11.44	74.00	Peak

Notes:

1. " * ", means this data is the worst emission level.

2. C.F (dB/m) = Antenna Factor (dB/m) + Cable Loss (dB).

3. Measurement (dBμV/m) = Reading (dBμV) + C.F (dB/m).

Site	WJ-AC2	Test Date	2025-02-11
Temperature	18.4 °C	Humidity	33.4 %
Limit	FCC_Part 15_Band Edge(3m)_AV	Test Engineer	Bob Zhang
Factor	DRH18-E_07105	Polarity	Horizontal
EUT	ACCESS POINT	Test Voltage	By PoE
Test Mode	Transmit by BLE 1Mbps at Core0 2478MHz Core1 2480MHz		

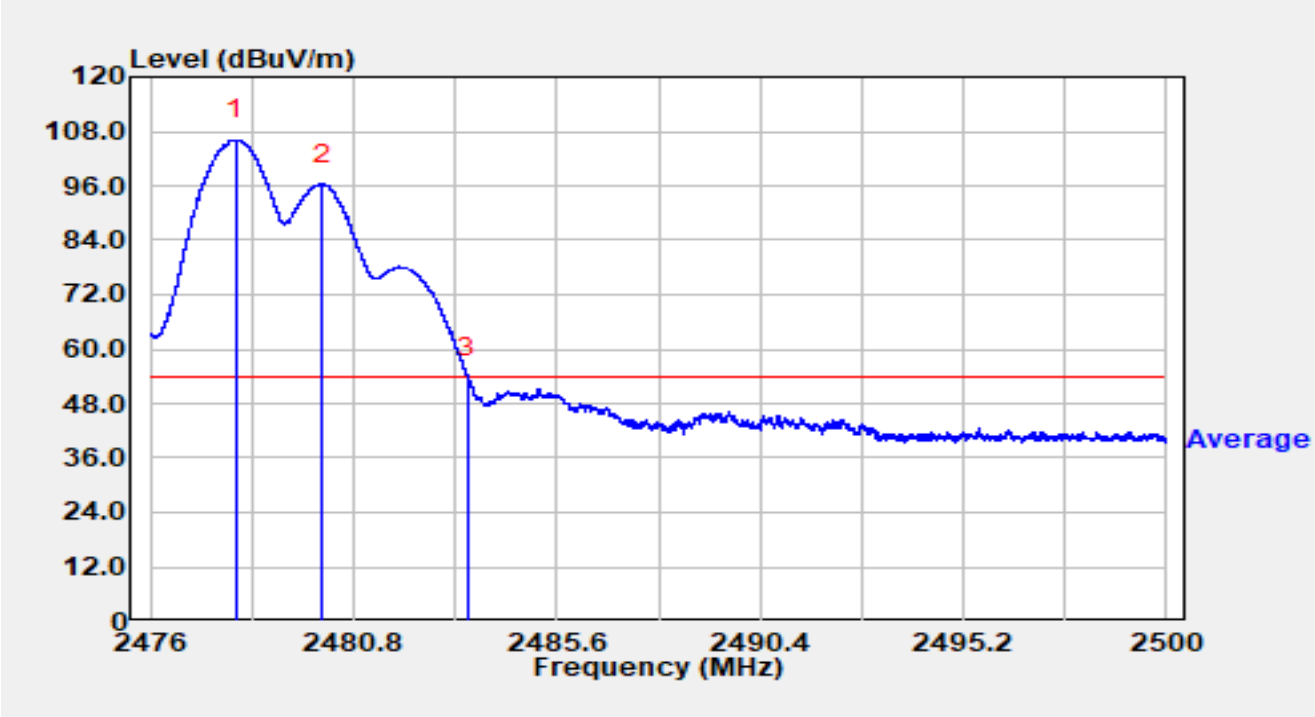

No	Mark	Frequency (MHz)	Reading (dBμV)	C.F (dB/m)	Measurement (dBμV/m)	Margin (dB)	Limit (dBμV/m)	Detector
1		2478.023	76.38	29.74	106.13	N/A	N/A	Average
2		2480.051	66.61	29.75	96.36	N/A	N/A	Average
3	*	2483.500	23.71	29.76	53.47	-0.53	54.00	Average

Notes:

1. " * ", means this data is the worst emission level.

2. C.F (dB/m) = Antenna Factor (dB/m) + Cable Loss (dB).

3. Measurement (dBμV/m) = Reading (dBμV) + C.F (dB/m).

Site	WJ-AC2	Test Date	2025-02-11
Temperature	18.4 °C	Humidity	33.4 %
Limit	FCC_Part 15_Band Edge(3m)_PK	Test Engineer	Bob Zhang
Factor	DRH18-E_07105	Polarity	Vertical
EUT	ACCESS POINT	Test Voltage	By PoE
Test Mode	Transmit by BLE 1Mbps at Core0 2478MHz Core1 2480MHz		

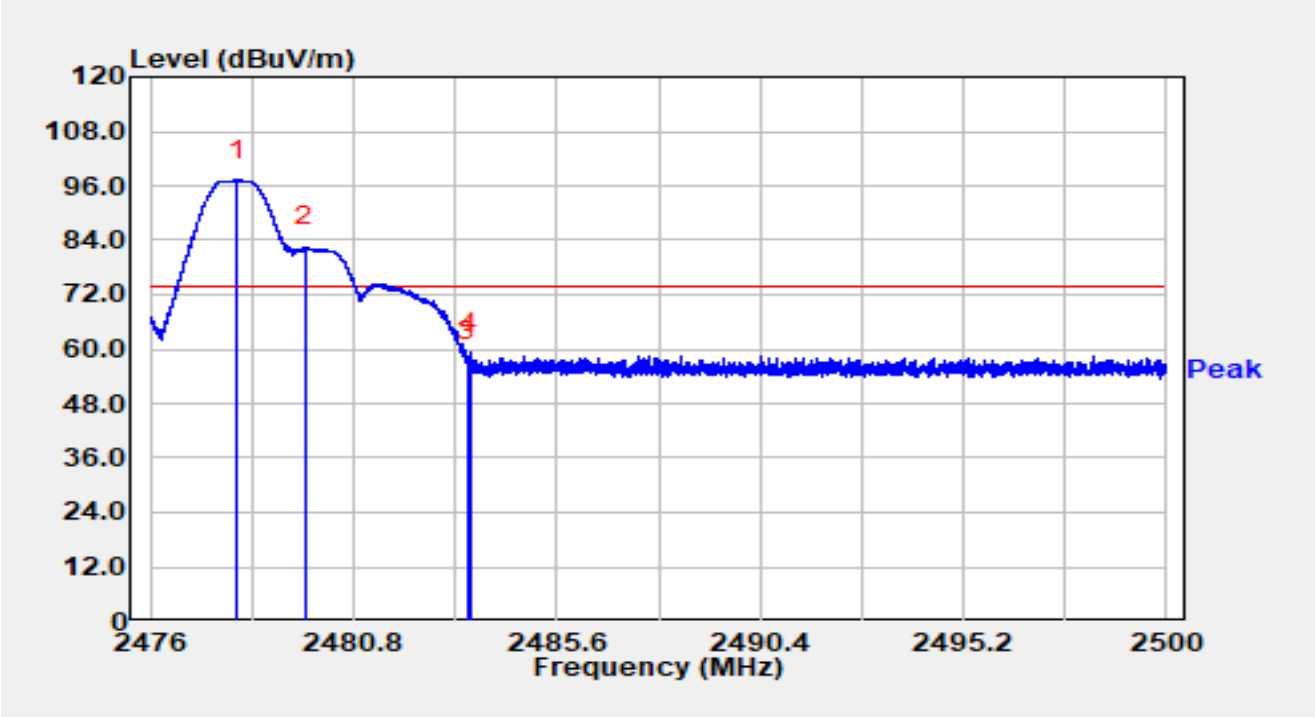

No	Mark	Frequency (MHz)	Reading (dBμV)	C.F (dB/m)	Measurement (dBμV/m)	Margin (dB)	Limit (dBμV/m)	Detector
1		2478.042	67.60	29.75	97.34	N/A	N/A	Peak
2		2479.650	52.73	29.75	82.48	N/A	N/A	Peak
3		2483.500	27.54	29.76	57.30	-16.70	74.00	Peak
4	*	2483.565	29.43	29.76	59.19	-14.81	74.00	Peak

Notes:

1. " * ", means this data is the worst emission level.

2. C.F (dB/m) = Antenna Factor (dB/m) + Cable Loss (dB).

3. Measurement (dBμV/m) = Reading (dBμV) + C.F (dB/m).

Site	WJ-AC2	Test Date	2025-02-11
Temperature	18.4 °C	Humidity	33.4 %
Limit	FCC_Part 15_Band Edge(3m)_AV	Test Engineer	Bob Zhang
Factor	DRH18-E_07105	Polarity	Vertical
EUT	ACCESS POINT	Test Voltage	By PoE
Test Mode	Transmit by BLE 1Mbps at Core0 2478MHz Core1 2480MHz		

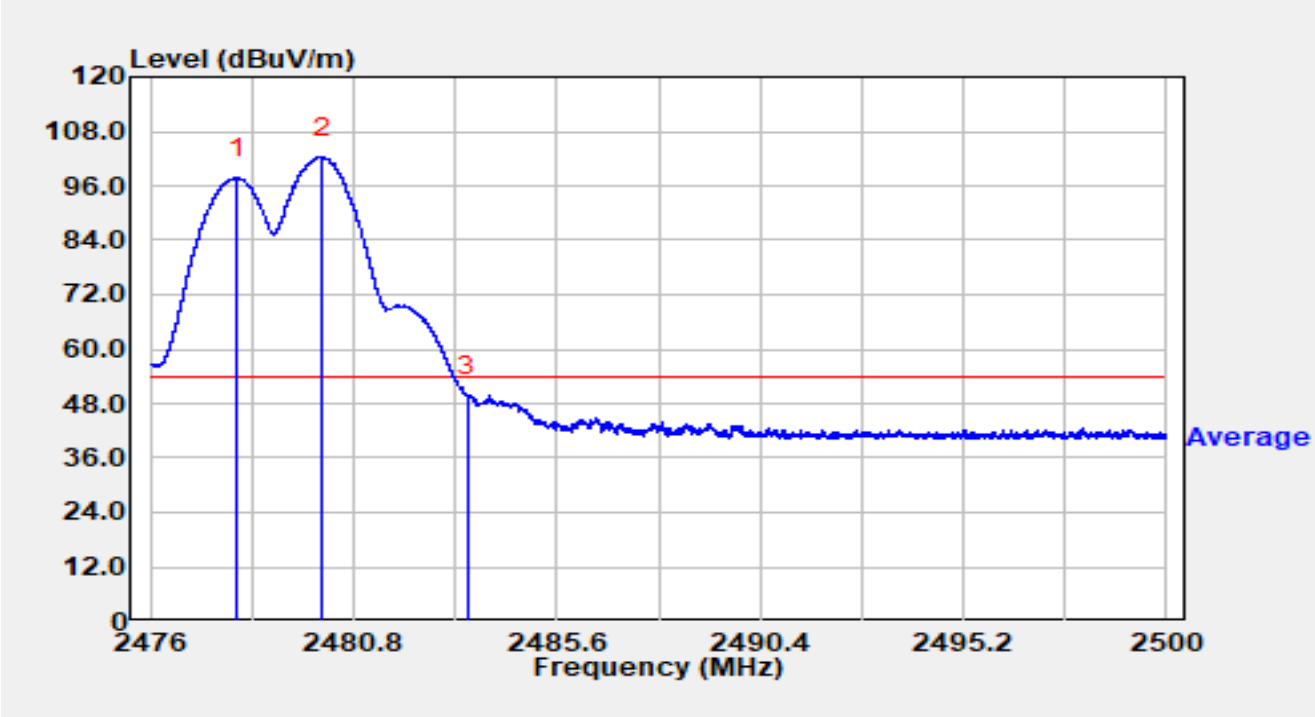

No	Mark	Frequency (MHz)	Reading (dBμV)	C.F (dB/m)	Measurement (dBμV/m)	Margin (dB)	Limit (dBμV/m)	Detector
1		2478.047	67.98	29.75	97.72	N/A	N/A	Average
2		2480.066	72.53	29.75	102.28	N/A	N/A	Average
3	*	2483.500	19.91	29.76	49.68	-4.32	54.00	Average

Notes:

1. " * ", means this data is the worst emission level.

2. C.F (dB/m) = Antenna Factor (dB/m) + Cable Loss (dB).

3. Measurement (dBμV/m) = Reading (dBμV) + C.F (dB/m).

Site	WJ-AC2	Test Date	2025-02-11
Temperature	18.4 °C	Humidity	33.4 %
Limit	FCC_Part 15_Band Edge(3m)_PK	Test Engineer	Bob Zhang
Factor	DRH18-E_07105	Polarity	Horizontal
EUT	ACCESS POINT	Test Voltage	By PoE
Test Mode	Transmit by BLE 1Mbps at Core0 2402MHz Core1 2404MHz		

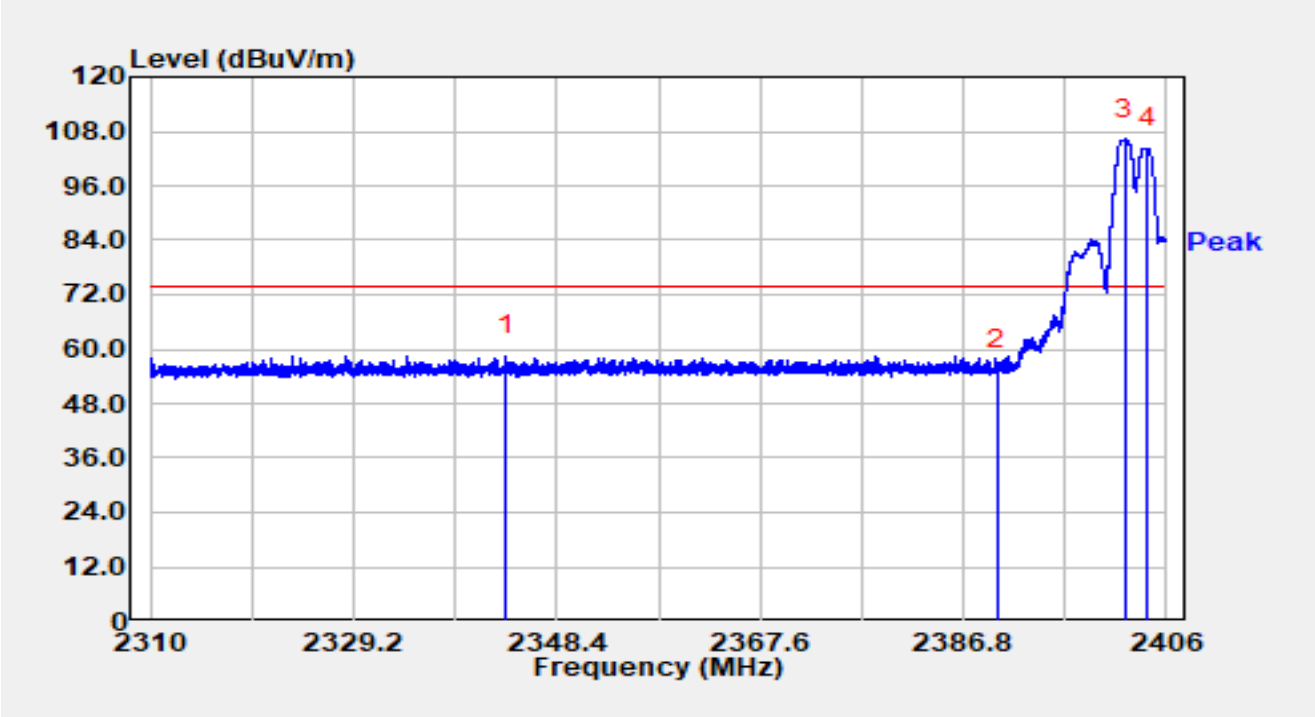

No	Mark	Frequency (MHz)	Reading (dBμV)	C.F (dB/m)	Measurement (dBμV/m)	Margin (dB)	Limit (dBμV/m)	Detector
1	*	2343.562	29.07	29.50	58.57	-15.43	74.00	Peak
2		2389.997	25.96	29.59	55.56	-18.44	74.00	Peak
3		2402.083	76.64	29.64	106.28	N/A	N/A	Peak
4		2404.176	74.70	29.64	104.34	N/A	N/A	Peak

Notes:

1. " * ", means this data is the worst emission level.

2. C.F (dB/m) = Antenna Factor (dB/m) + Cable Loss (dB).

3. Measurement (dBμV/m) = Reading (dBμV) + C.F (dB/m).

Site	WJ-AC2	Test Date	2025-02-11
Temperature	18.4 °C	Humidity	33.4 %
Limit	FCC_Part 15_Band Edge(3m)_AV	Test Engineer	Bob Zhang
Factor	DRH18-E_07105	Polarity	Horizontal
EUT	ACCESS POINT	Test Voltage	By PoE
Test Mode	Transmit by BLE 1Mbps at Core0 2402MHz Core1 2404MHz		

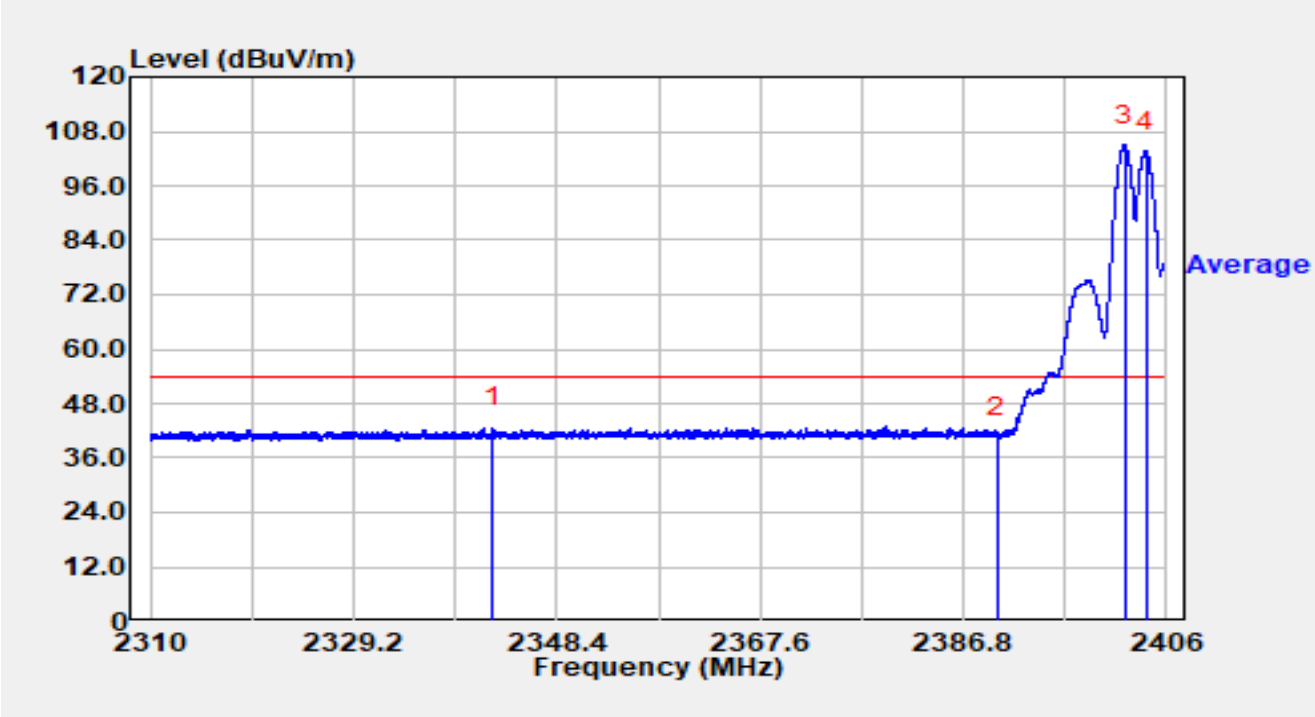

No	Mark	Frequency (MHz)	Reading (dBμV)	C.F (dB/m)	Measurement (dBμV/m)	Margin (dB)	Limit (dBμV/m)	Detector
1	*	2342.304	13.10	29.49	42.59	-11.41	54.00	Average
2		2390.000	10.99	29.59	40.58	-13.42	54.00	Average
3		2402.045	75.35	29.64	104.99	N/A	N/A	Average
4		2404.118	73.94	29.64	103.57	N/A	N/A	Average

Notes:

1. " * ", means this data is the worst emission level.

2. C.F (dB/m) = Antenna Factor (dB/m) + Cable Loss (dB).

3. Measurement (dBμV/m) = Reading (dBμV) + C.F (dB/m).

Site	WJ-AC2	Test Date	2025-02-11
Temperature	18.4 °C	Humidity	33.4 %
Limit	FCC_Part 15_Band Edge(3m)_PK	Test Engineer	Bob Zhang
Factor	DRH18-E_07105	Polarity	Vertical
EUT	ACCESS POINT	Test Voltage	By PoE
Test Mode	Transmit by BLE 1Mbps at Core0 2402MHz Core1 2404MHz		

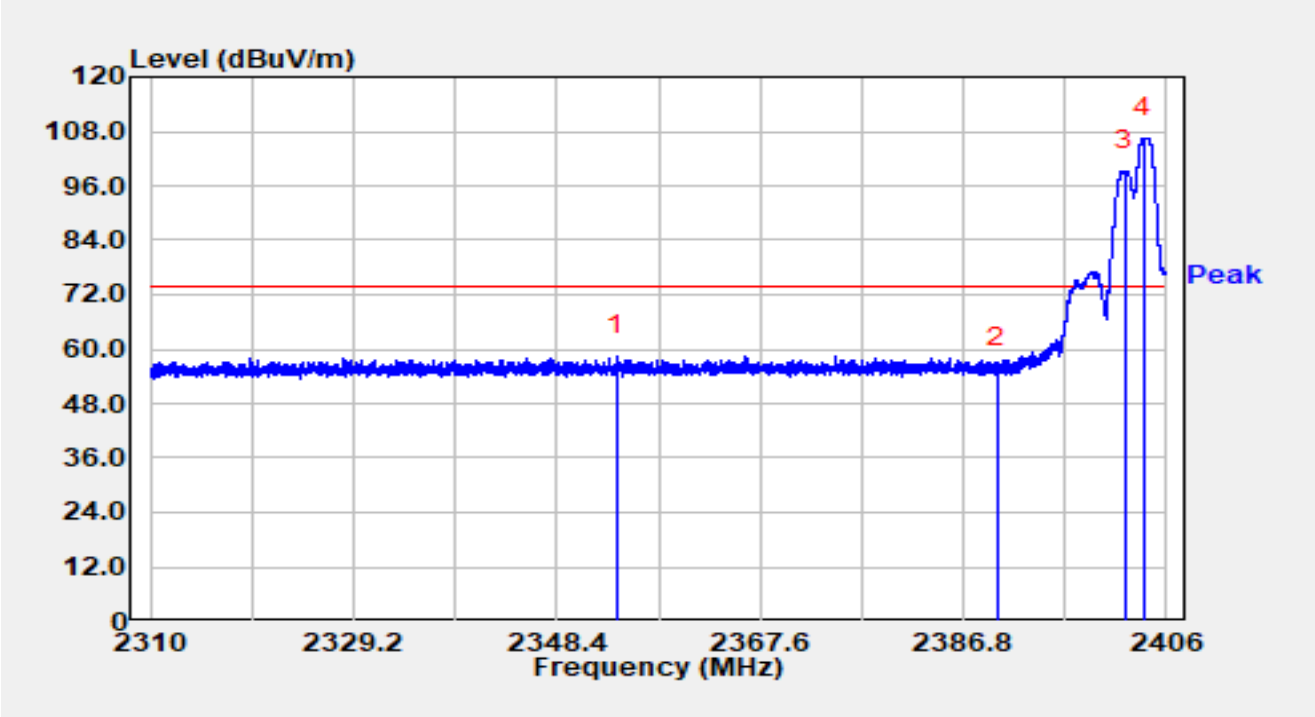

No	Mark	Frequency (MHz)	Reading (dBμV)	C.F (dB/m)	Measurement (dBμV/m)	Margin (dB)	Limit (dBμV/m)	Detector
1	*	2354.006	29.08	29.53	58.61	-15.39	74.00	Peak
2		2390.000	26.51	29.59	56.10	-17.90	74.00	Peak
3		2402.064	69.74	29.64	99.38	N/A	N/A	Peak
4		2403.811	76.88	29.64	106.52	N/A	N/A	Peak

Notes:

1. " * ", means this data is the worst emission level.

2. C.F (dB/m) = Antenna Factor (dB/m) + Cable Loss (dB).

3. Measurement (dBμV/m) = Reading (dBμV) + C.F (dB/m).

Site	WJ-AC2	Test Date	2025-02-11
Temperature	18.4 °C	Humidity	33.4 %
Limit	FCC_Part 15_Band Edge(3m)_AV	Test Engineer	Bob Zhang
Factor	DRH18-E_07105	Polarity	Vertical
EUT	ACCESS POINT	Test Voltage	By PoE
Test Mode	Transmit by BLE 1Mbps at Core0 2402MHz Core1 2404MHz		

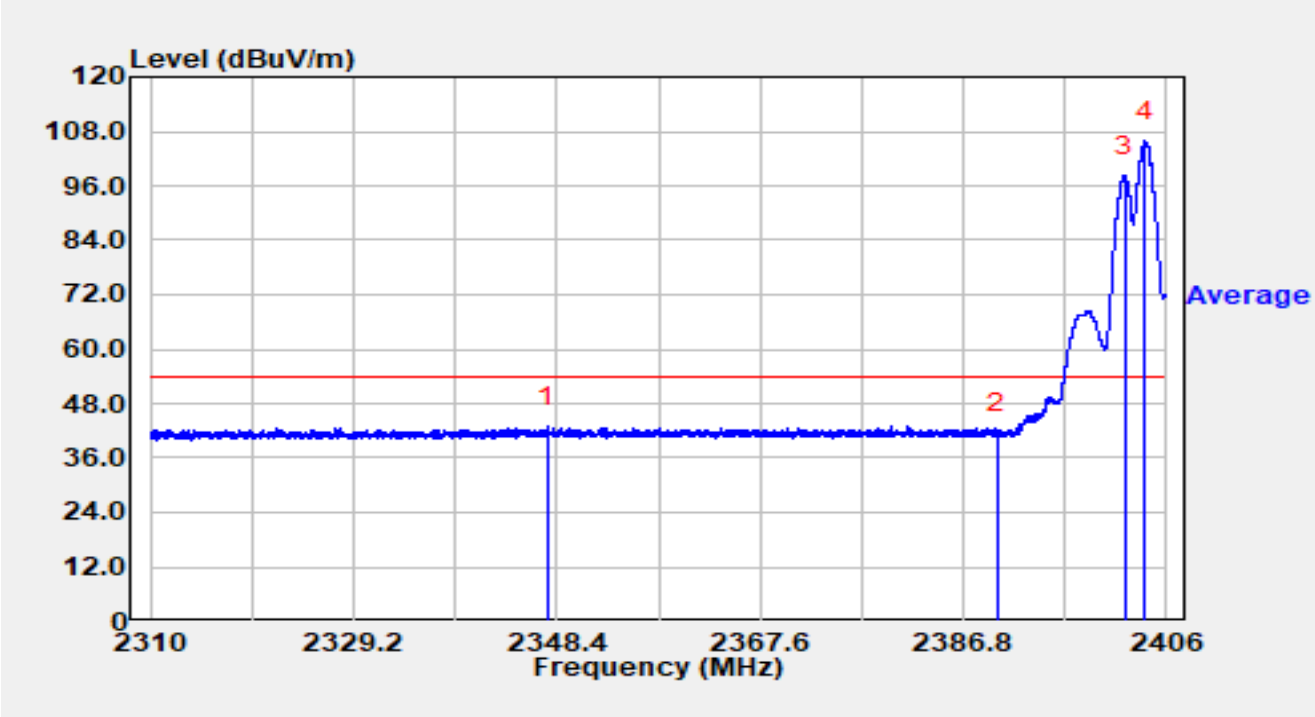

No	Mark	Frequency (MHz)	Reading (dBμV)	C.F (dB/m)	Measurement (dBμV/m)	Margin (dB)	Limit (dBμV/m)	Detector
1	*	2347.546	13.45	29.51	42.96	-11.04	54.00	Average
2		2389.997	11.73	29.59	41.33	-12.67	54.00	Average
3		2402.035	68.48	29.64	98.12	N/A	N/A	Average
4		2404.013	76.12	29.64	105.76	N/A	N/A	Average

Notes:

1. " * ", means this data is the worst emission level.

2. C.F (dB/m) = Antenna Factor (dB/m) + Cable Loss (dB).

3. Measurement (dBμV/m) = Reading (dBμV) + C.F (dB/m).

Core 0 and Core 1 simultaneous transmission (Different Power Settings)

Site	WJ-AC2	Test Date	2025-02-10
Temperature	18.4 °C	Humidity	33.4 %
Limit	FCC_Part 15_Band Edge(3m)_PK	Test Engineer	Bob Zhang
Factor	DRH18-E_07105	Polarity	Horizontal
EUT	ACCESS POINT	Test Voltage	By PoE
Test Mode	Transmit by BLE 1Mbps at Core0 2468MHz Core1 2476MHz		

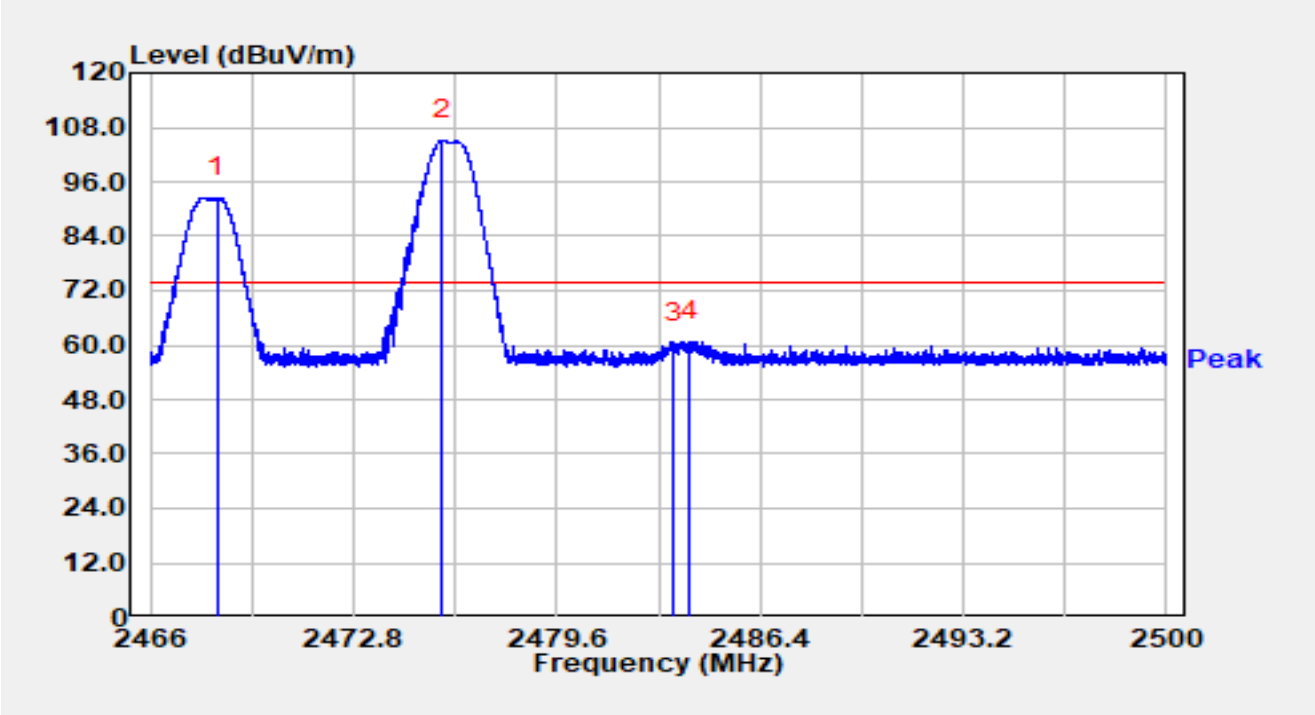

No	Mark	Frequency (MHz)	Reading (dBμV)	C.F (dB/m)	Measurement (dBμV/m)	Margin (dB)	Limit (dBμV/m)	Detector
1		2468.247	62.79	29.72	92.51	N/A	N/A	Peak
2		2475.755	75.33	29.74	105.07	N/A	N/A	Peak
3		2483.500	30.76	29.76	60.53	-13.47	74.00	Peak
4	*	2484.034	31.10	29.77	60.87	-13.13	74.00	Peak

Notes:

1. " * ", means this data is the worst emission level.

2. C.F (dB/m) = Antenna Factor (dB/m) + Cable Loss (dB).

3. Measurement (dBμV/m) = Reading (dBμV) + C.F (dB/m).

Site	WJ-AC2	Test Date	2025-02-10
Temperature	18.4 °C	Humidity	33.4 %
Limit	FCC_Part 15_Band Edge(3m)_AV	Test Engineer	Bob Zhang
Factor	DRH18-E_07105	Polarity	Horizontal
EUT	ACCESS POINT	Test Voltage	By PoE
Test Mode	Transmit by BLE 1Mbps at Core0 2468MHz Core1 2476MHz		

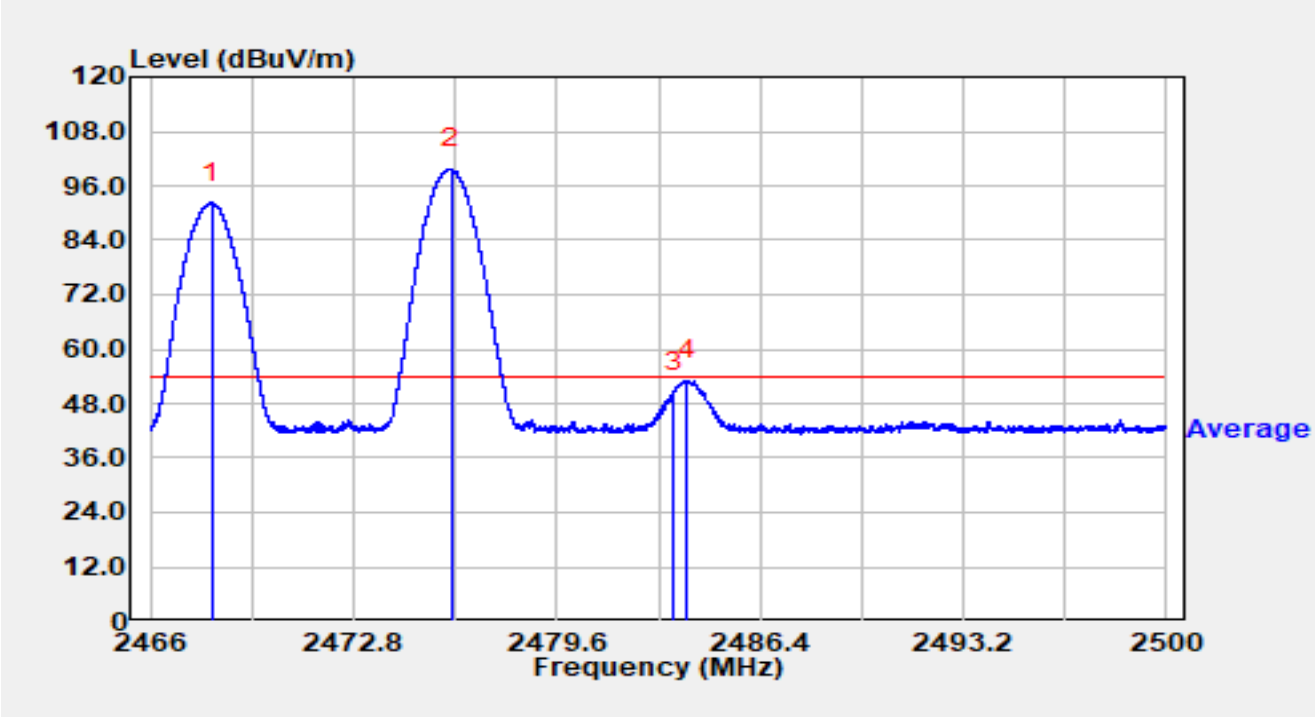

No	Mark	Frequency (MHz)	Reading (dBμV)	C.F (dB/m)	Measurement (dBμV/m)	Margin (dB)	Limit (dBμV/m)	Detector
1		2468.057	62.47	29.72	92.19	N/A	N/A	Average
2		2476.054	70.09	29.74	99.83	N/A	N/A	Average
3		2483.500	20.93	29.76	50.69	-3.31	54.00	Average
4	*	2483.972	23.43	29.77	53.20	-0.80	54.00	Average

Notes:

1. " * ", means this data is the worst emission level.

2. C.F (dB/m) = Antenna Factor (dB/m) + Cable Loss (dB).

3. Measurement (dBμV/m) = Reading (dBμV) + C.F (dB/m).

Site	WJ-AC2	Test Date	2025-02-10
Temperature	18.4 °C	Humidity	33.4 %
Limit	FCC_Part 15_Band Edge(3m)_PK	Test Engineer	Bob Zhang
Factor	DRH18-E_07105	Polarity	Vertical
EUT	ACCESS POINT	Test Voltage	By PoE
Test Mode	Transmit by BLE 1Mbps at Core0 2468MHz Core1 2476MHz		

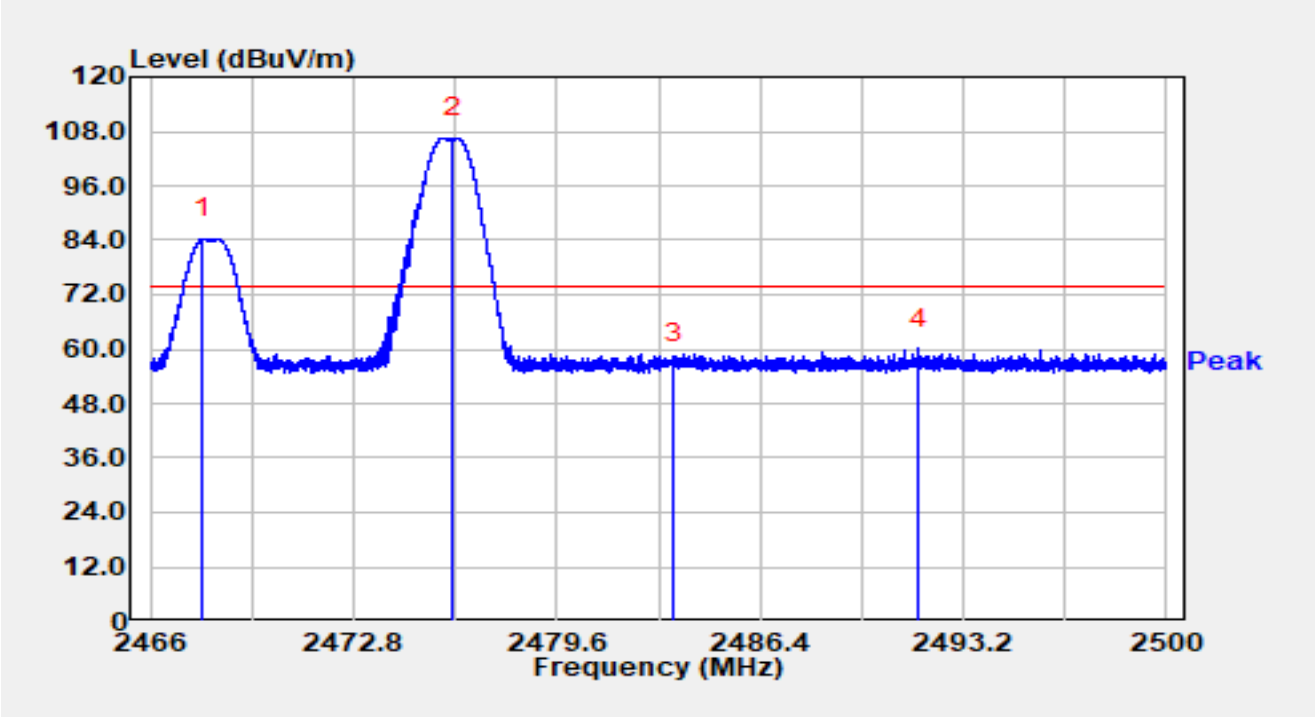

No	Mark	Frequency (MHz)	Reading (dBμV)	C.F (dB/m)	Measurement (dBμV/m)	Margin (dB)	Limit (dBμV/m)	Detector
1		2467.754	54.56	29.72	84.29	N/A	N/A	Peak
2		2476.112	76.82	29.74	106.56	N/A	N/A	Peak
3		2483.500	26.90	29.76	56.66	-17.34	74.00	Peak
4	*	2491.694	30.27	29.79	60.07	-13.93	74.00	Peak

Notes:

1. " * ", means this data is the worst emission level.

2. C.F (dB/m) = Antenna Factor (dB/m) + Cable Loss (dB).

3. Measurement (dBμV/m) = Reading (dBμV) + C.F (dB/m).

Site	WJ-AC2	Test Date	2025-02-10
Temperature	18.4 °C	Humidity	33.4 %
Limit	FCC_Part 15_Band Edge(3m)_AV	Test Engineer	Bob Zhang
Factor	DRH18-E_07105	Polarity	Vertical
EUT	ACCESS POINT	Test Voltage	By PoE
Test Mode	Transmit by BLE 1Mbps at Core0 2468MHz Core1 2476MHz		

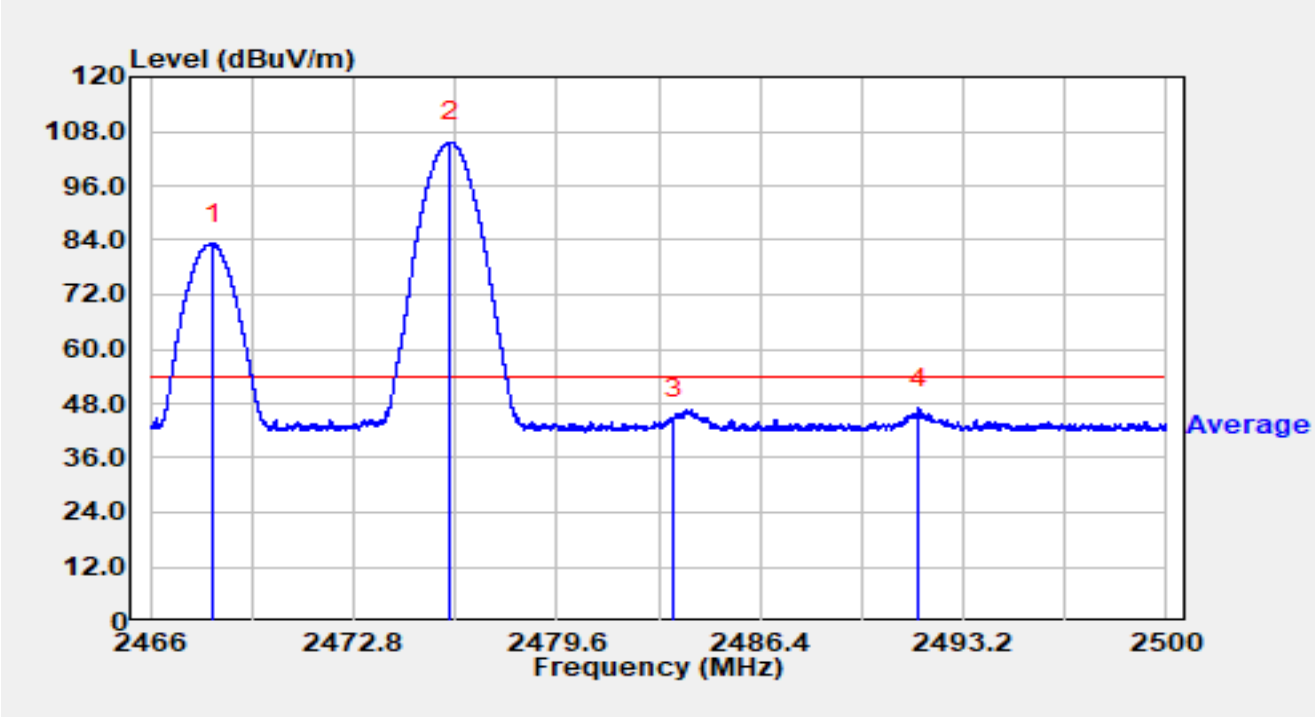

No	Mark	Frequency (MHz)	Reading (dBμV)	C.F (dB/m)	Measurement (dBμV/m)	Margin (dB)	Limit (dBμV/m)	Detector
1		2468.084	53.60	29.72	83.32	N/A	N/A	Average
2		2476.027	75.85	29.74	105.59	N/A	N/A	Average
3		2483.500	14.70	29.76	44.46	-9.54	54.00	Average
4	*	2491.718	17.18	29.79	46.98	-7.02	54.00	Average

Notes:

1. " * ", means this data is the worst emission level.

2. C.F (dB/m) = Antenna Factor (dB/m) + Cable Loss (dB).

3. Measurement (dBμV/m) = Reading (dBμV) + C.F (dB/m).

Site	WJ-AC2	Test Date	2025-02-10
Temperature	18.4 °C	Humidity	33.4 %
Limit	FCC_Part 15_Band Edge(3m)_PK	Test Engineer	Bob Zhang
Factor	DRH18-E_07105	Polarity	Horizontal
EUT	ACCESS POINT	Test Voltage	By PoE
Test Mode	Transmit by BLE 1Mbps at Core0 2468MHz Core1 2478MHz		

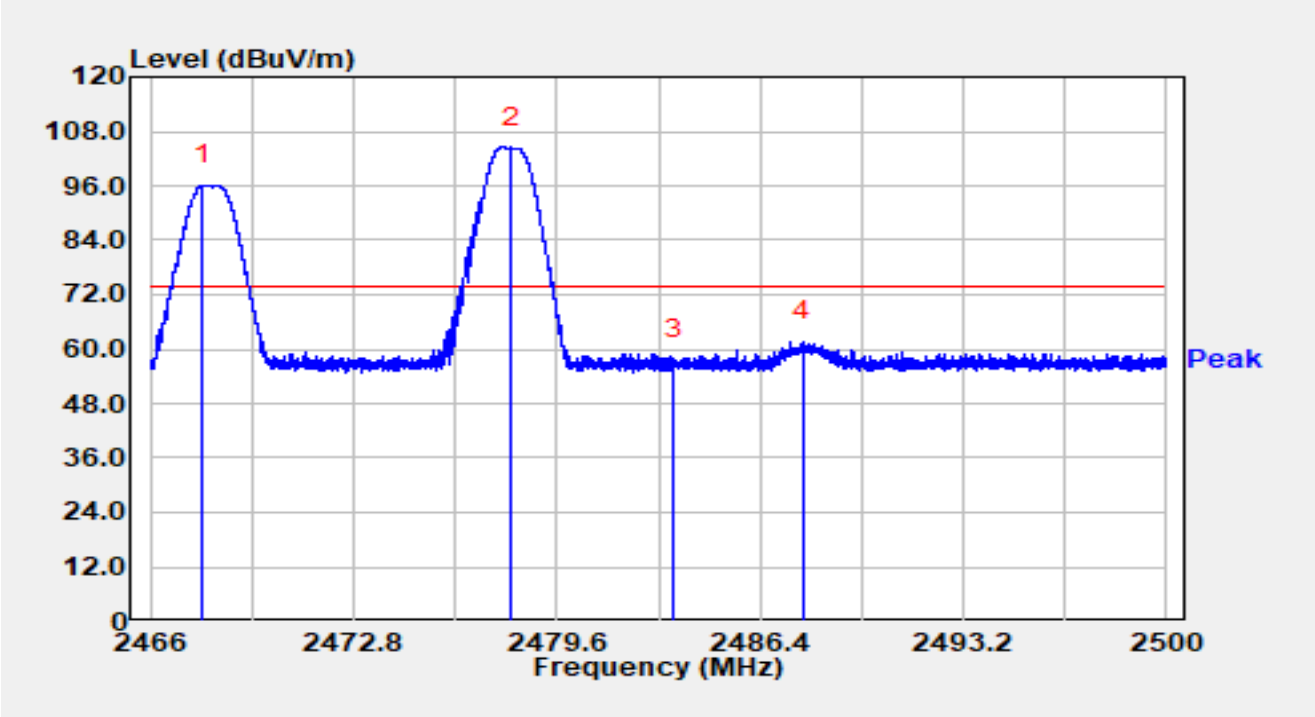

No	Mark	Frequency (MHz)	Reading (dBμV)	C.F (dB/m)	Measurement (dBμV/m)	Margin (dB)	Limit (dBμV/m)	Detector
1		2467.754	66.35	29.72	96.07	N/A	N/A	Peak
2		2478.063	74.78	29.75	104.53	N/A	N/A	Peak
3		2483.500	27.83	29.76	57.60	-16.40	74.00	Peak
4	*	2487.821	31.94	29.78	61.72	-12.28	74.00	Peak

Notes:

1. " * ", means this data is the worst emission level.

2. C.F (dB/m) = Antenna Factor (dB/m) + Cable Loss (dB).

3. Measurement (dBμV/m) = Reading (dBμV) + C.F (dB/m).

Site	WJ-AC2	Test Date	2025-02-10
Temperature	18.4 °C	Humidity	33.4 %
Limit	FCC_Part 15_Band Edge(3m)_AV	Test Engineer	Bob Zhang
Factor	DRH18-E_07105	Polarity	Horizontal
EUT	ACCESS POINT	Test Voltage	By PoE
Test Mode	Transmit by BLE 1Mbps at Core0 2468MHz Core1 2478MHz		

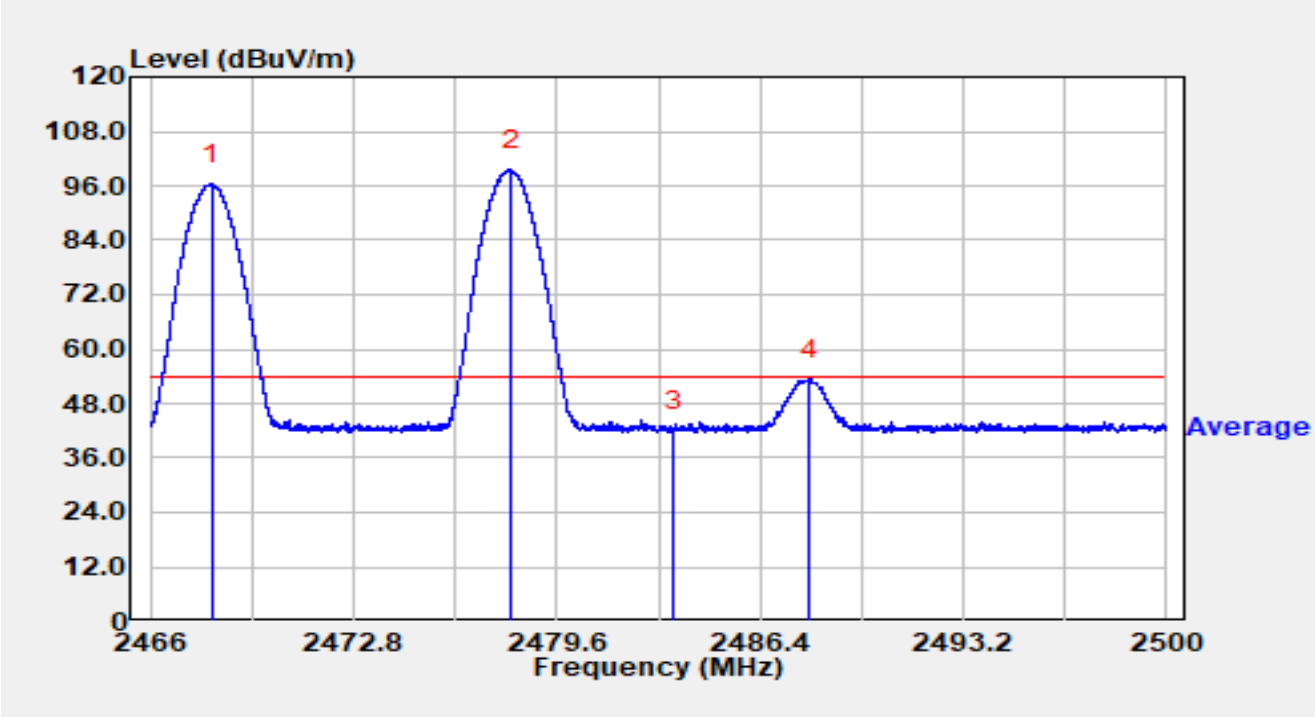

No	Mark	Frequency (MHz)	Reading (dBμV)	C.F (dB/m)	Measurement (dBμV/m)	Margin (dB)	Limit (dBμV/m)	Detector
1		2468.043	66.64	29.72	96.36	N/A	N/A	Average
2		2478.060	69.69	29.75	99.43	N/A	N/A	Average
3		2483.500	12.16	29.76	41.93	-12.07	54.00	Average
4	*	2488.069	23.54	29.78	53.32	-0.68	54.00	Average

Notes:

1. " * ", means this data is the worst emission level.

2. C.F (dB/m) = Antenna Factor (dB/m) + Cable Loss (dB).

3. Measurement (dBμV/m) = Reading (dBμV) + C.F (dB/m).

Site	WJ-AC2	Test Date	2025-02-10
Temperature	18.4 °C	Humidity	33.4 %
Limit	FCC_Part 15_Band Edge(3m)_PK	Test Engineer	Bob Zhang
Factor	DRH18-E_07105	Polarity	Vertical
EUT	ACCESS POINT	Test Voltage	By PoE
Test Mode	Transmit by BLE 1Mbps at Core0 2468MHz Core1 2478MHz		

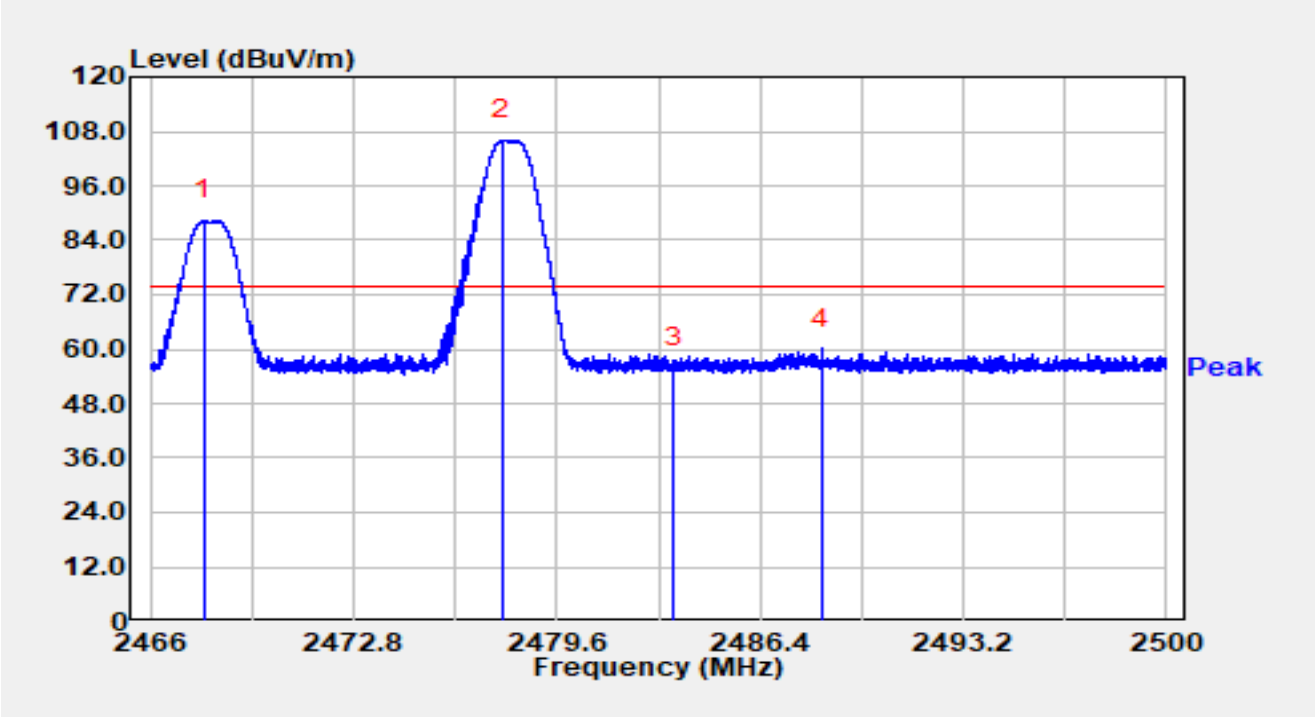

No	Mark	Frequency (MHz)	Reading (dBμV)	C.F (dB/m)	Measurement (dBμV/m)	Margin (dB)	Limit (dBμV/m)	Detector
1		2467.775	58.63	29.72	88.35	N/A	N/A	Peak
2		2477.771	76.30	29.74	106.05	N/A	N/A	Peak
3		2483.500	26.30	29.76	56.07	-17.93	74.00	Peak
4	*	2488.457	30.32	29.78	60.10	-13.90	74.00	Peak

Notes:

1. " * ", means this data is the worst emission level.

2. C.F (dB/m) = Antenna Factor (dB/m) + Cable Loss (dB).

3. Measurement (dBμV/m) = Reading (dBμV) + C.F (dB/m).

Site	WJ-AC2	Test Date	2025-02-10
Temperature	18.4 °C	Humidity	33.4 %
Limit	FCC_Part 15_Band Edge(3m)_AV	Test Engineer	Bob Zhang
Factor	DRH18-E_07105	Polarity	Vertical
EUT	ACCESS POINT	Test Voltage	By PoE
Test Mode	Transmit by BLE 1Mbps at Core0 2468MHz Core1 2478MHz		

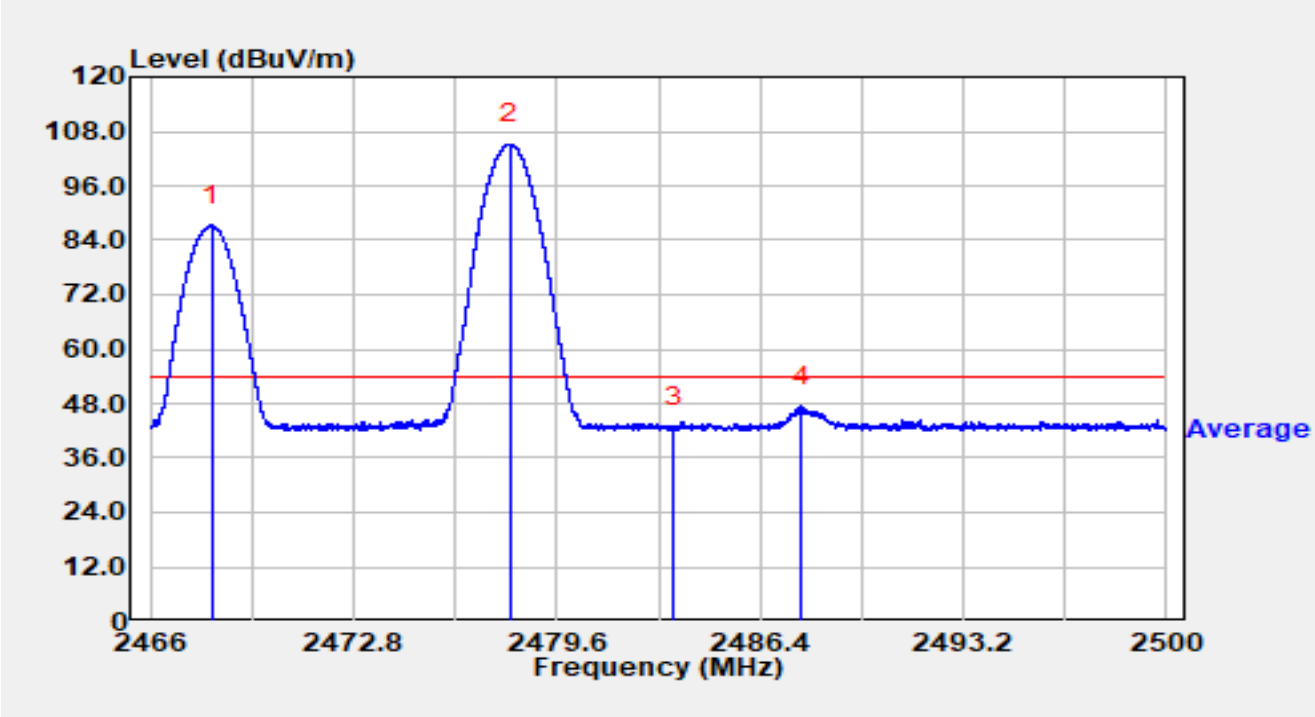

No	Mark	Frequency (MHz)	Reading (dBμV)	C.F (dB/m)	Measurement (dBμV/m)	Margin (dB)	Limit (dBμV/m)	Detector
1		2468.047	57.66	29.72	87.39	N/A	N/A	Average
2		2478.046	75.39	29.75	105.13	N/A	N/A	Average
3		2483.500	12.99	29.76	42.76	-11.24	54.00	Average
4	*	2487.804	17.72	29.78	47.49	-6.51	54.00	Average

Notes:

1. " * ", means this data is the worst emission level.

2. C.F (dB/m) = Antenna Factor (dB/m) + Cable Loss (dB).

3. Measurement (dBμV/m) = Reading (dBμV) + C.F (dB/m).

Site	WJ-AC2	Test Date	2025-02-11
Temperature	18.4 °C	Humidity	33.4 %
Limit	FCC_Part 15_Band Edge(3m)_PK	Test Engineer	Bob Zhang
Factor	DRH18-E_07105	Polarity	Horizontal
EUT	ACCESS POINT	Test Voltage	By PoE
Test Mode	Transmit by BLE 1Mbps at Core0 2470MHz Core1 2478MHz		

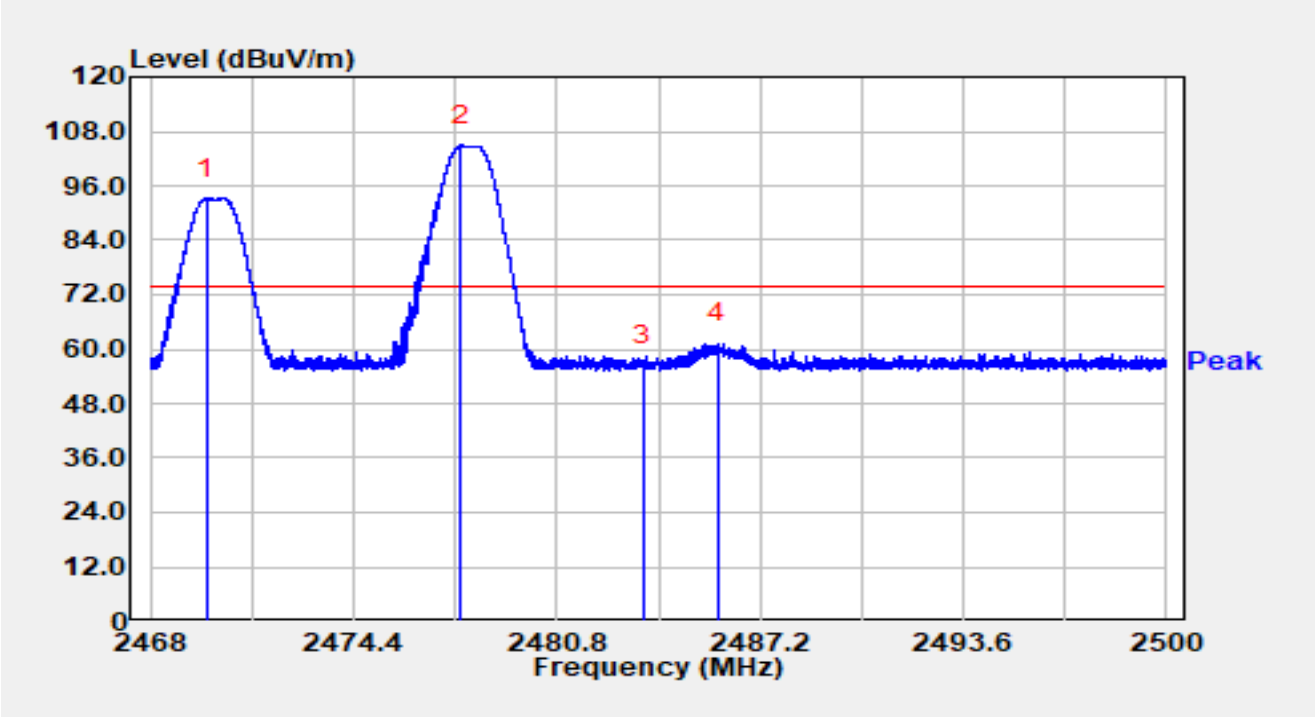

No	Mark	Frequency (MHz)	Reading (dBμV)	C.F (dB/m)	Measurement (dBμV/m)	Margin (dB)	Limit (dBμV/m)	Detector
1		2469.789	63.56	29.72	93.28	N/A	N/A	Peak
2		2477.779	75.14	29.74	104.88	N/A	N/A	Peak
3		2483.500	26.54	29.76	56.30	-17.70	74.00	Peak
4	*	2485.882	31.40	29.77	61.18	-12.82	74.00	Peak

Notes:

1. " * ", means this data is the worst emission level.

2. C.F (dB/m) = Antenna Factor (dB/m) + Cable Loss (dB).

3. Measurement (dBμV/m) = Reading (dBμV) + C.F (dB/m).

Site	WJ-AC2	Test Date	2025-02-11
Temperature	18.4 °C	Humidity	33.4 %
Limit	FCC_Part 15_Band Edge(3m)_AV	Test Engineer	Bob Zhang
Factor	DRH18-E_07105	Polarity	Horizontal
EUT	ACCESS POINT	Test Voltage	By PoE
Test Mode	Transmit by BLE 1Mbps at Core0 2470MHz Core1 2478MHz		

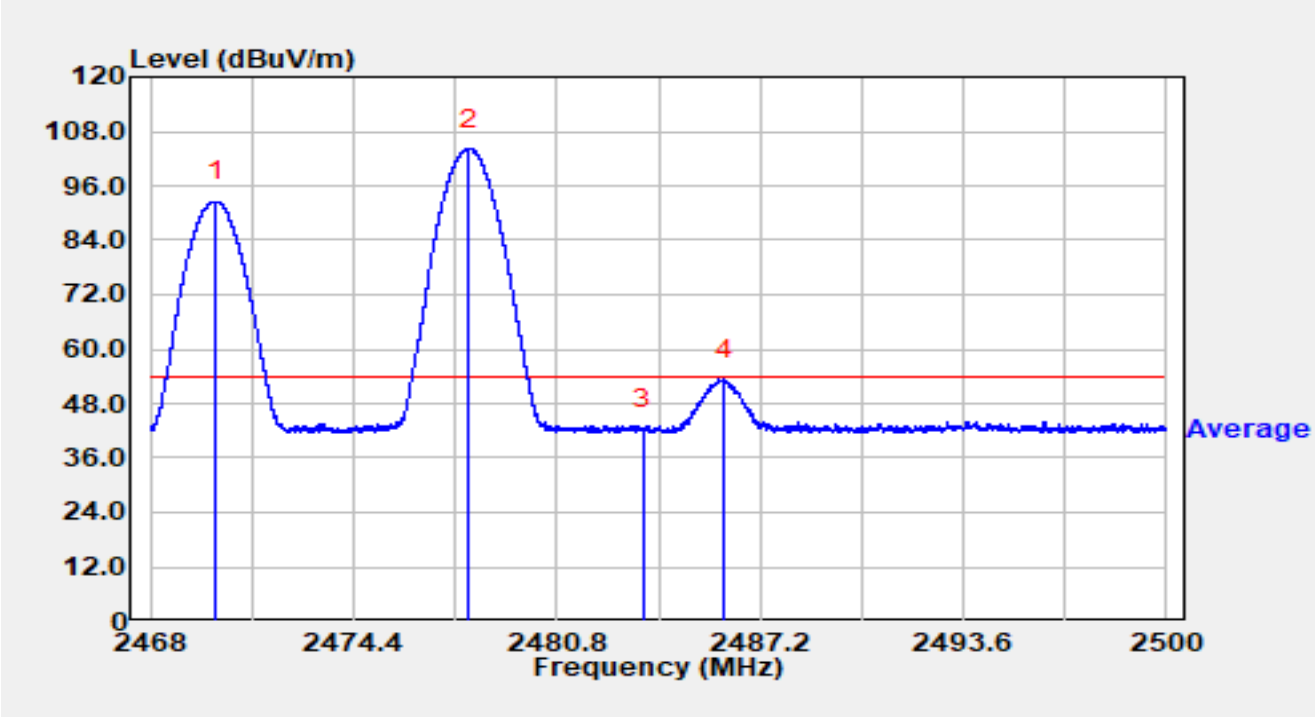

No	Mark	Frequency (MHz)	Reading (dBμV)	C.F (dB/m)	Measurement (dBμV/m)	Margin (dB)	Limit (dBμV/m)	Detector
1		2470.064	62.87	29.72	92.59	N/A	N/A	Average
2		2478.048	74.36	29.75	104.10	N/A	N/A	Average
3		2483.500	12.58	29.76	42.34	-11.66	54.00	Average
4	*	2486.067	23.55	29.77	53.32	-0.68	54.00	Average

Notes:

1. " * ", means this data is the worst emission level.

2. C.F (dB/m) = Antenna Factor (dB/m) + Cable Loss (dB).

3. Measurement (dBμV/m) = Reading (dBμV) + C.F (dB/m).

Site	WJ-AC2	Test Date	2025-02-11
Temperature	18.4 °C	Humidity	33.4 %
Limit	FCC_Part 15_Band Edge(3m)_PK	Test Engineer	Bob Zhang
Factor	DRH18-E_07105	Polarity	Vertical
EUT	ACCESS POINT	Test Voltage	By PoE
Test Mode	Transmit by BLE 1Mbps at Core0 2470MHz Core1 2478MHz		

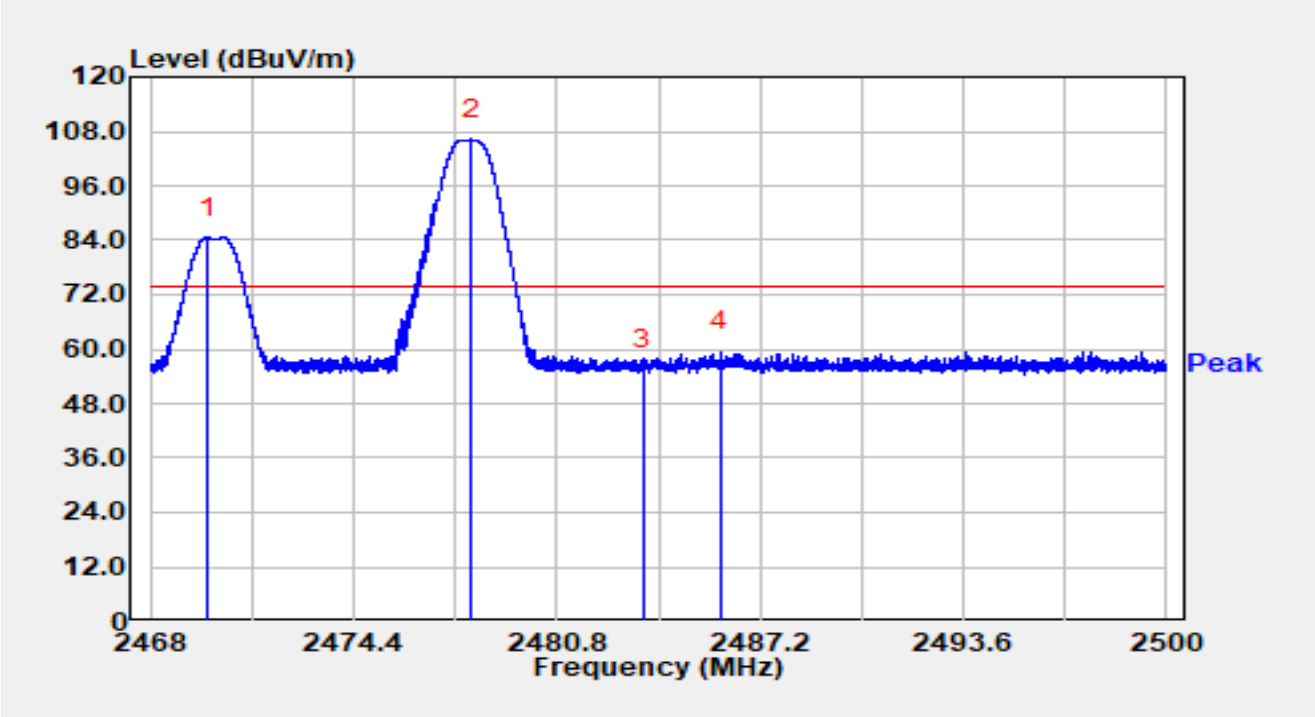

No	Mark	Frequency (MHz)	Reading (dBμV)	C.F (dB/m)	Measurement (dBμV/m)	Margin (dB)	Limit (dBμV/m)	Detector
1		2469.824	54.88	29.72	84.61	N/A	N/A	Peak
2		2478.109	76.45	29.75	106.20	N/A	N/A	Peak
3		2483.500	25.65	29.76	55.41	-18.59	74.00	Peak
4	*	2485.936	29.61	29.77	59.38	-14.62	74.00	Peak

Notes:

1. " * ", means this data is the worst emission level.

2. C.F (dB/m) = Antenna Factor (dB/m) + Cable Loss (dB).

3. Measurement (dBμV/m) = Reading (dBμV) + C.F (dB/m).

Site	WJ-AC2	Test Date	2025-02-11
Temperature	18.4 °C	Humidity	33.4 %
Limit	FCC_Part 15_Band Edge(3m)_AV	Test Engineer	Bob Zhang
Factor	DRH18-E_07105	Polarity	Vertical
EUT	ACCESS POINT	Test Voltage	By PoE
Test Mode	Transmit by BLE 1Mbps at Core0 2470MHz Core1 2478MHz		

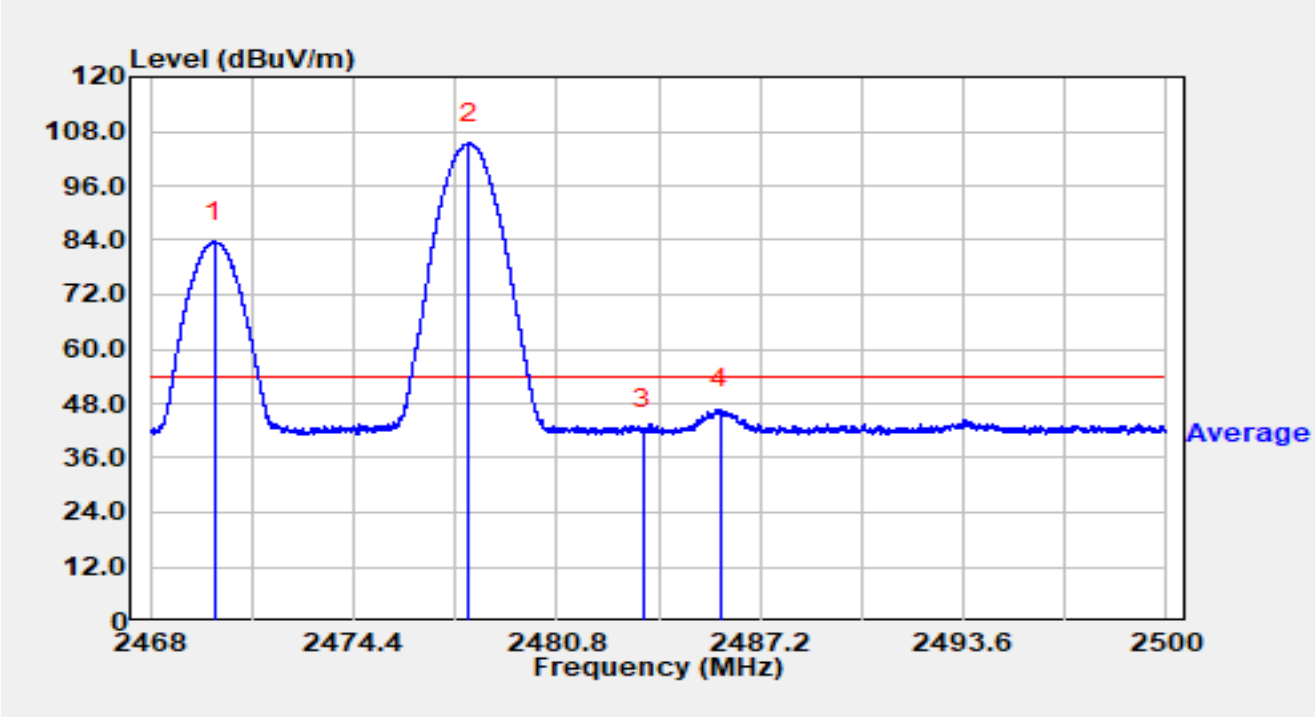

No	Mark	Frequency (MHz)	Reading (dBμV)	C.F (dB/m)	Measurement (dBμV/m)	Margin (dB)	Limit (dBμV/m)	Detector
1		2470.032	53.92	29.72	83.65	N/A	N/A	Average
2		2478.045	75.60	29.75	105.34	N/A	N/A	Average
3		2483.500	12.40	29.76	42.17	-11.83	54.00	Average
4	*	2485.952	17.02	29.77	46.79	-7.21	54.00	Average

Notes:

1. " * ", means this data is the worst emission level.

2. C.F (dB/m) = Antenna Factor (dB/m) + Cable Loss (dB).

3. Measurement (dBμV/m) = Reading (dBμV) + C.F (dB/m).

Site	WJ-AC2	Test Date	2025-02-11
Temperature	18.4 °C	Humidity	33.4 %
Limit	FCC_Part 15_Band Edge(3m)_PK	Test Engineer	Bob Zhang
Factor	DRH18-E_07105	Polarity	Horizontal
EUT	ACCESS POINT	Test Voltage	By PoE
Test Mode	Transmit by BLE 1Mbps at Core0 2472MHz Core1 2478MHz		

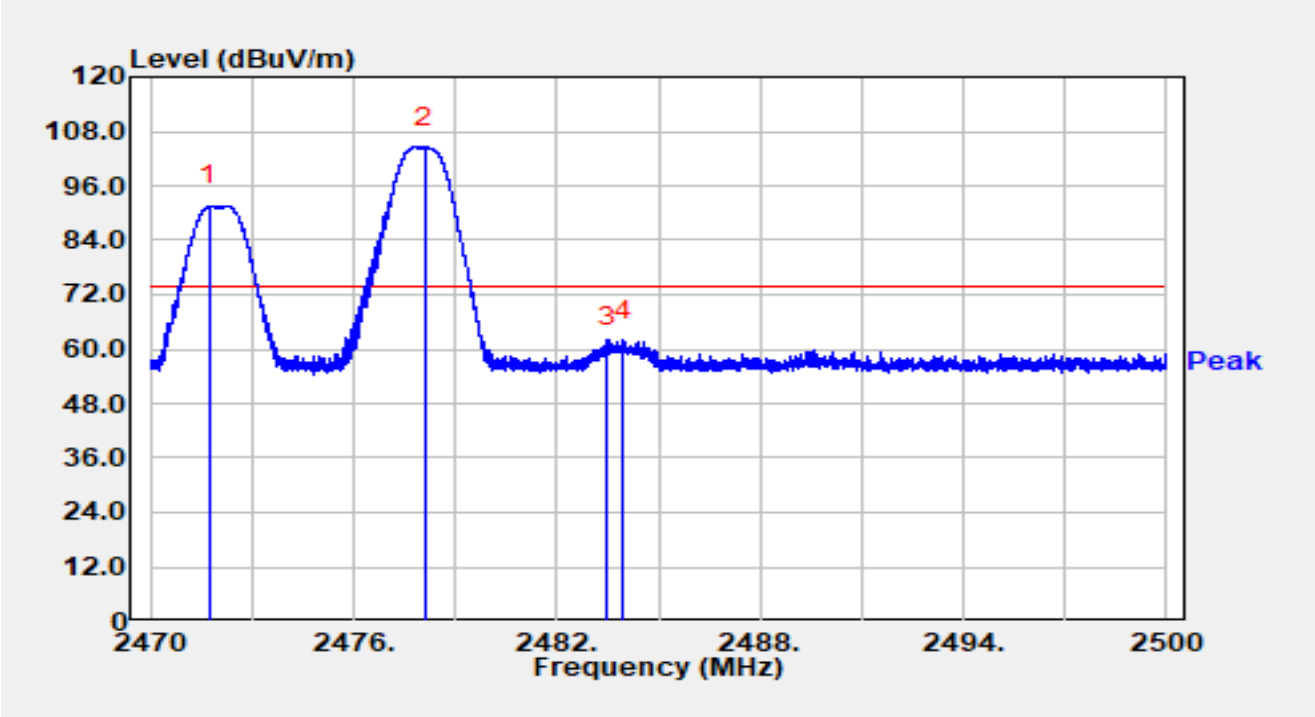

No	Mark	Frequency (MHz)	Reading (dBμV)	C.F (dB/m)	Measurement (dBμV/m)	Margin (dB)	Limit (dBμV/m)	Detector
1		2471.728	61.82	29.73	91.54	N/A	N/A	Peak
2		2478.094	74.79	29.75	104.54	N/A	N/A	Peak
3		2483.500	30.59	29.76	60.36	-13.64	74.00	Peak
4	*	2483.941	32.23	29.77	62.00	-12.00	74.00	Peak

Notes:

1. " * ", means this data is the worst emission level.

2. C.F (dB/m) = Antenna Factor (dB/m) + Cable Loss (dB).

3. Measurement (dBμV/m) = Reading (dBμV) + C.F (dB/m).

Site	WJ-AC2	Test Date	2025-02-11
Temperature	18.4 °C	Humidity	33.4 %
Limit	FCC_Part 15_Band Edge(3m)_AV	Test Engineer	Bob Zhang
Factor	DRH18-E_07105	Polarity	Horizontal
EUT	ACCESS POINT	Test Voltage	By PoE
Test Mode	Transmit by BLE 1Mbps at Core0 2472MHz Core1 2478MHz		

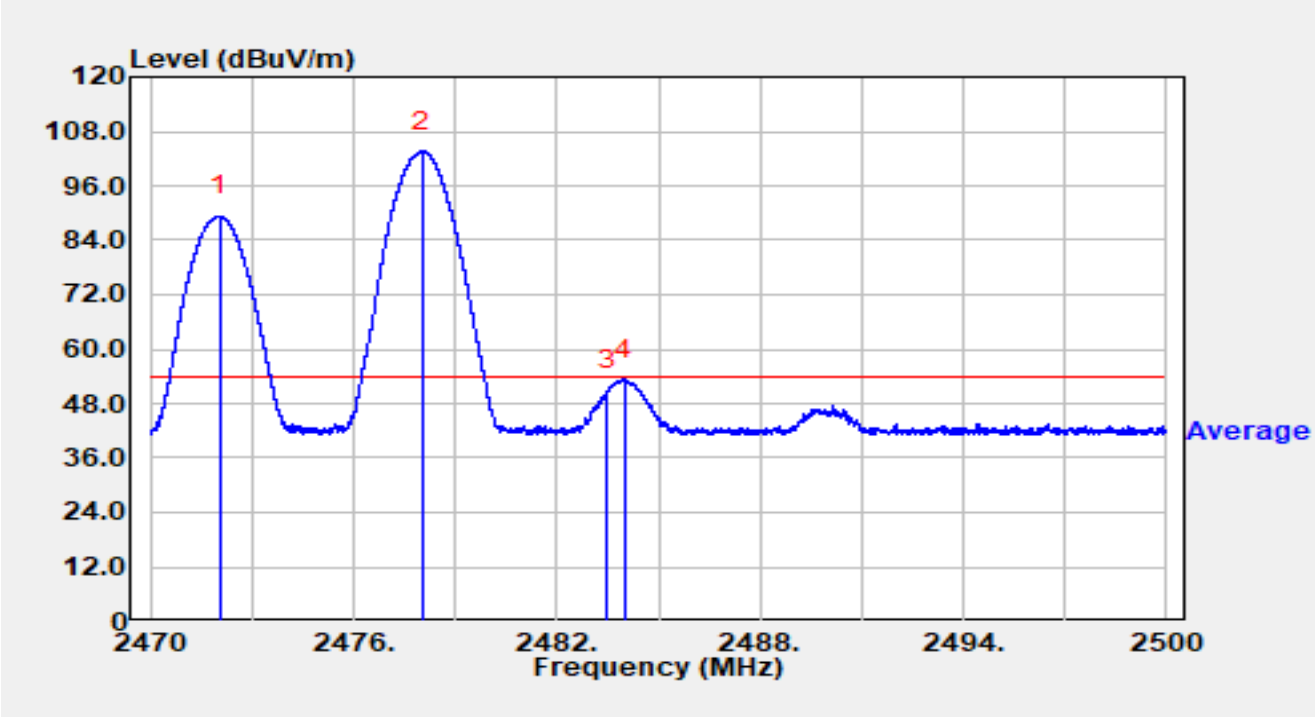

No	Mark	Frequency (MHz)	Reading (dBμV)	C.F (dB/m)	Measurement (dBμV/m)	Margin (dB)	Limit (dBμV/m)	Detector
1		2472.049	59.55	29.73	89.27	N/A	N/A	Average
2		2478.022	73.89	29.74	103.63	N/A	N/A	Average
3		2483.500	20.98	29.76	50.75	-3.25	54.00	Average
4	*	2483.986	23.52	29.77	53.29	-0.71	54.00	Average

Notes:

1. " * ", means this data is the worst emission level.

2. C.F (dB/m) = Antenna Factor (dB/m) + Cable Loss (dB).

3. Measurement (dBμV/m) = Reading (dBμV) + C.F (dB/m).

Site	WJ-AC2	Test Date	2025-02-11
Temperature	18.4 °C	Humidity	33.4 %
Limit	FCC_Part 15_Band Edge(3m)_PK	Test Engineer	Bob Zhang
Factor	DRH18-E_07105	Polarity	Vertical
EUT	ACCESS POINT	Test Voltage	By PoE
Test Mode	Transmit by BLE 1Mbps at Core0 2472MHz Core1 2478MHz		

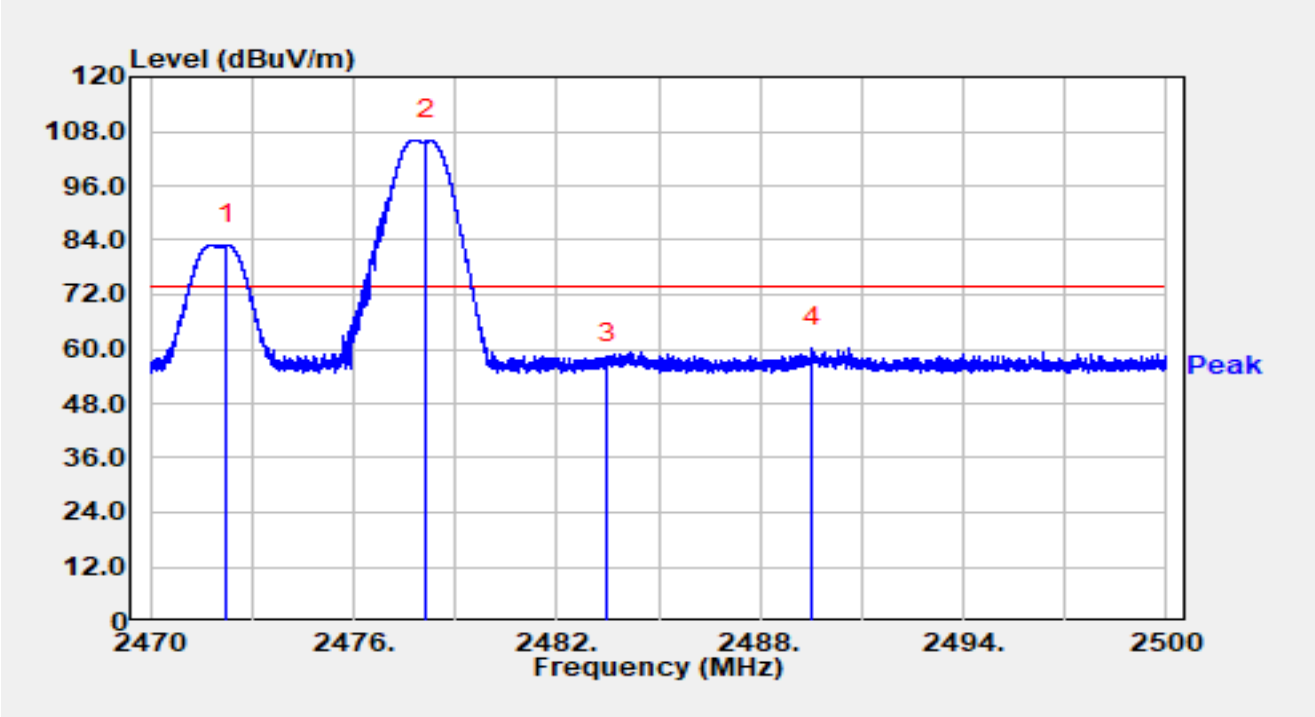

No	Mark	Frequency (MHz)	Reading (dBμV)	C.F (dB/m)	Measurement (dBμV/m)	Margin (dB)	Limit (dBμV/m)	Detector
1		2472.244	53.31	29.73	83.04	N/A	N/A	Peak
2		2478.145	76.30	29.75	106.05	N/A	N/A	Peak
3		2483.500	27.06	29.76	56.82	-17.18	74.00	Peak
4	*	2489.539	30.61	29.78	60.39	-13.61	74.00	Peak

Notes:

1. " * ", means this data is the worst emission level.

2. C.F (dB/m) = Antenna Factor (dB/m) + Cable Loss (dB).

3. Measurement (dBμV/m) = Reading (dBμV) + C.F (dB/m).

Site	WJ-AC2	Test Date	2025-02-11
Temperature	18.4 °C	Humidity	33.4 %
Limit	FCC_Part 15_Band Edge(3m)_AV	Test Engineer	Bob Zhang
Factor	DRH18-E_07105	Polarity	Vertical
EUT	ACCESS POINT	Test Voltage	By PoE
Test Mode	Transmit by BLE 1Mbps at Core0 2472MHz Core1 2478MHz		

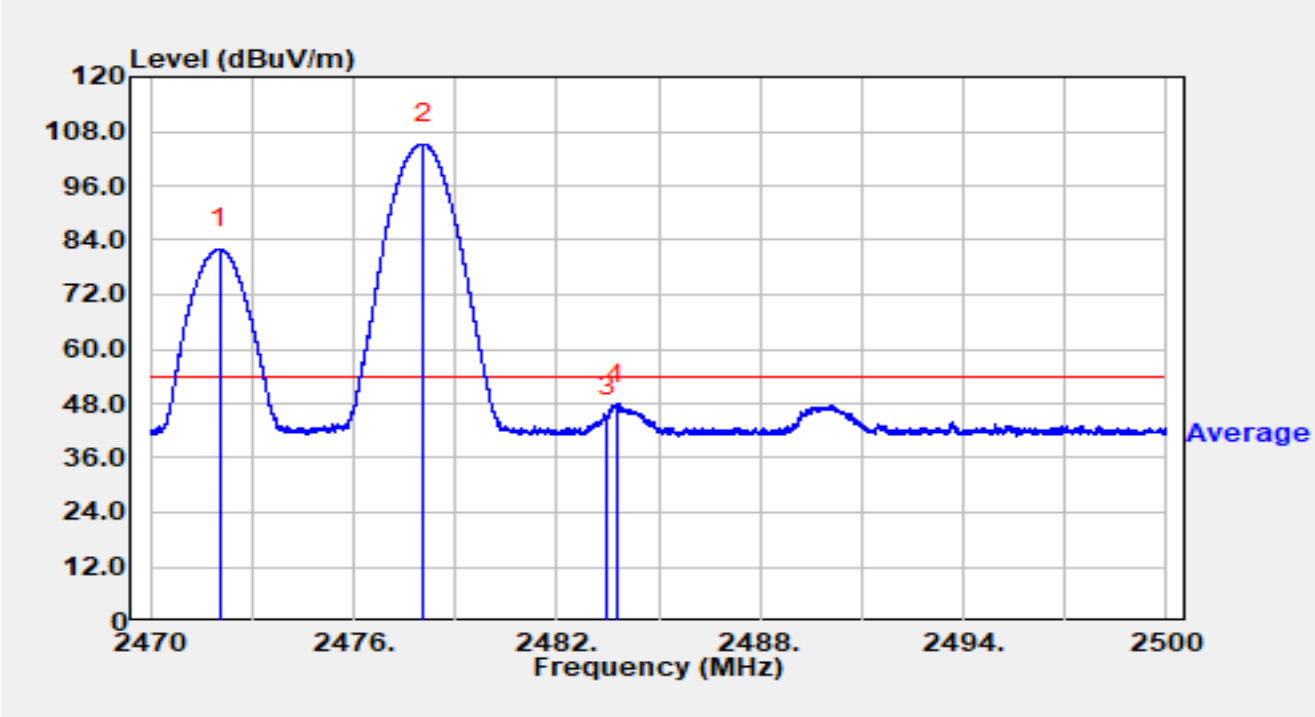

No	Mark	Frequency (MHz)	Reading (dBμV)	C.F (dB/m)	Measurement (dBμV/m)	Margin (dB)	Limit (dBμV/m)	Detector
1		2472.049	52.30	29.73	82.03	N/A	N/A	Average
2		2478.064	75.45	29.75	105.19	N/A	N/A	Average
3		2483.500	15.16	29.76	44.93	-9.07	54.00	Average
4	*	2483.773	18.19	29.76	47.95	-6.05	54.00	Average

Notes:

1. " * ", means this data is the worst emission level.

2. C.F (dB/m) = Antenna Factor (dB/m) + Cable Loss (dB).

3. Measurement (dBμV/m) = Reading (dBμV) + C.F (dB/m).

Site	WJ-AC2	Test Date	2025-02-10
Temperature	18.4 °C	Humidity	33.4 %
Limit	FCC_Part 15_Band Edge(3m)_PK	Test Engineer	Bob Zhang
Factor	DRH18-E_07105	Polarity	Horizontal
EUT	ACCESS POINT	Test Voltage	By PoE
Test Mode	Transmit by BLE 1Mbps at Core0 2468MHz Core1 2480MHz		

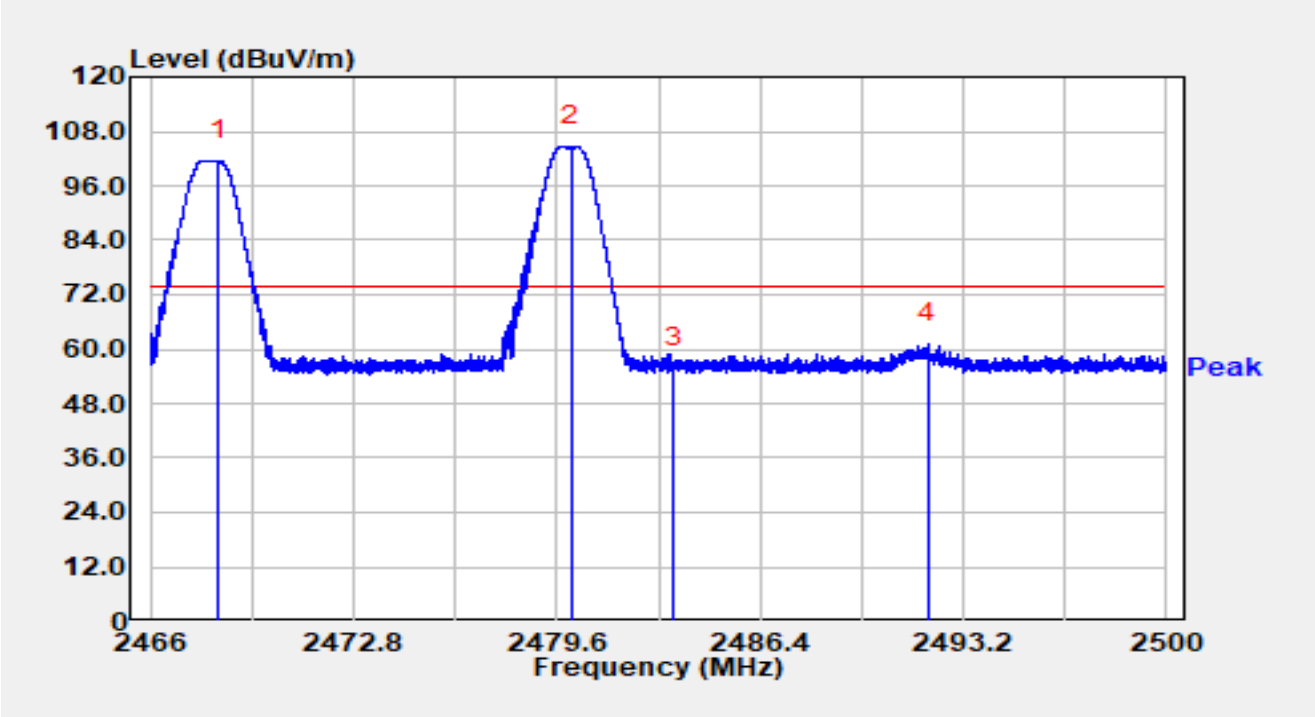

No	Mark	Frequency (MHz)	Reading (dBμV)	C.F (dB/m)	Measurement (dBμV/m)	Margin (dB)	Limit (dBμV/m)	Detector
1		2468.271	71.91	29.72	101.63	N/A	N/A	Peak
2		2480.063	75.02	29.75	104.77	N/A	N/A	Peak
3		2483.500	26.22	29.76	55.99	-18.01	74.00	Peak
4	*	2492.007	31.44	29.79	61.23	-12.77	74.00	Peak

Notes:

1. " * ", means this data is the worst emission level.

2. C.F (dB/m) = Antenna Factor (dB/m) + Cable Loss (dB).

3. Measurement (dBμV/m) = Reading (dBμV) + C.F (dB/m).

Site	WJ-AC2	Test Date	2025-02-10
Temperature	18.4 °C	Humidity	33.4 %
Limit	FCC_Part 15_Band Edge(3m)_AV	Test Engineer	Bob Zhang
Factor	DRH18-E_07105	Polarity	Horizontal
EUT	ACCESS POINT	Test Voltage	By PoE
Test Mode	Transmit by BLE 1Mbps at Core0 2468MHz Core1 2480MHz		

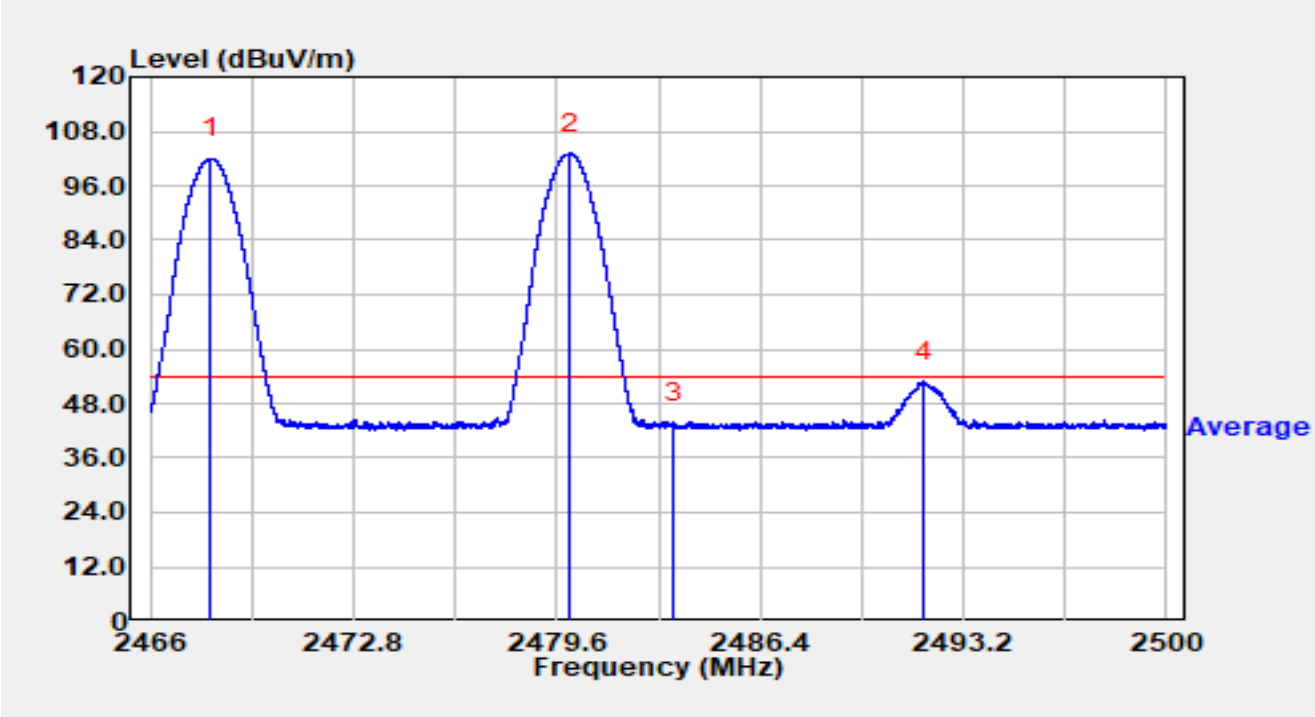

No	Mark	Frequency (MHz)	Reading (dBμV)	C.F (dB/m)	Measurement (dBμV/m)	Margin (dB)	Limit (dBμV/m)	Detector
1		2468.010	72.37	29.72	102.10	N/A	N/A	Average
2		2480.032	73.36	29.75	103.11	N/A	N/A	Average
3		2483.500	13.79	29.76	43.55	-10.45	54.00	Average
4	*	2491.905	23.01	29.79	52.80	-1.20	54.00	Average

Notes:

1. " * ", means this data is the worst emission level.

2. C.F (dB/m) = Antenna Factor (dB/m) + Cable Loss (dB).

3. Measurement (dBμV/m) = Reading (dBμV) + C.F (dB/m).

Site	WJ-AC2	Test Date	2025-02-10
Temperature	18.4 °C	Humidity	33.4 %
Limit	FCC_Part 15_Band Edge(3m)_PK	Test Engineer	Bob Zhang
Factor	DRH18-E_07105	Polarity	Vertical
EUT	ACCESS POINT	Test Voltage	By PoE
Test Mode	Transmit by BLE 1Mbps at Core0 2468MHz Core1 2480MHz		

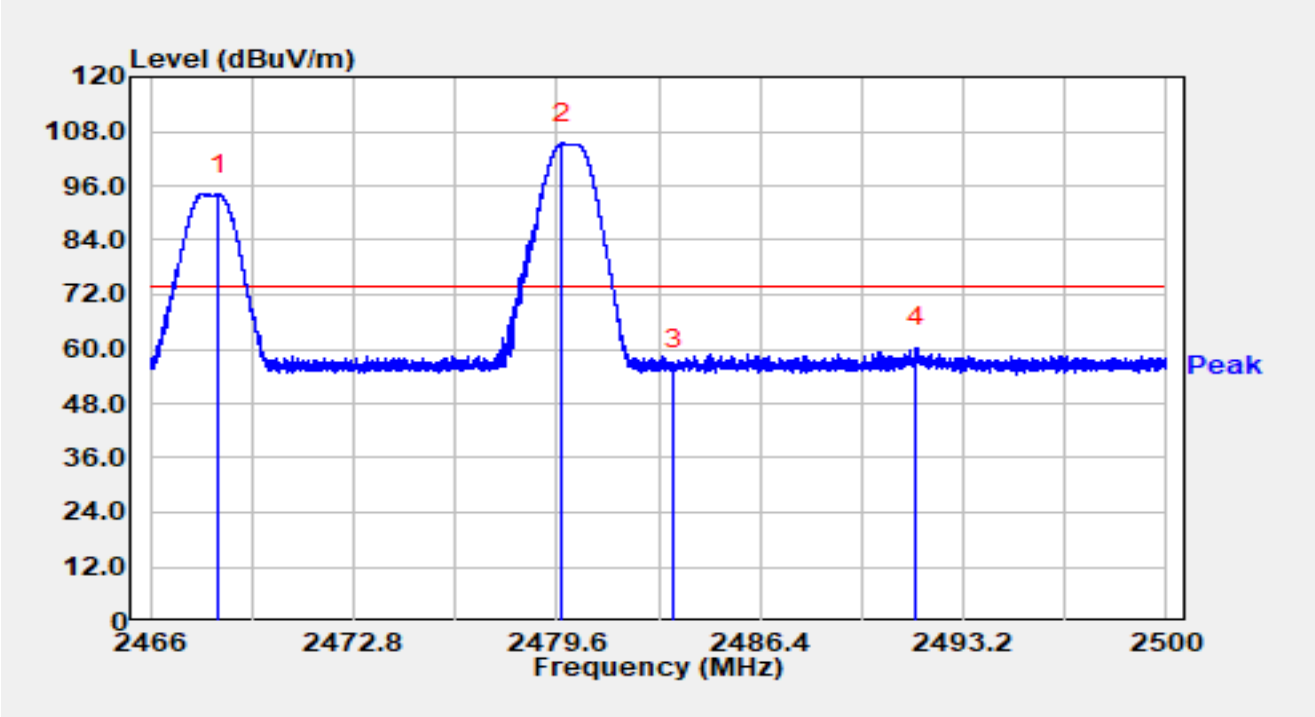

No	Mark	Frequency (MHz)	Reading (dBμV)	C.F (dB/m)	Measurement (dBμV/m)	Margin (dB)	Limit (dBμV/m)	Detector
1		2468.278	64.40	29.72	94.12	N/A	N/A	Peak
2		2479.770	75.61	29.75	105.36	N/A	N/A	Peak
3		2483.500	25.68	29.76	55.44	-18.56	74.00	Peak
4	*	2491.605	30.47	29.79	60.27	-13.73	74.00	Peak

Notes:

1. " * ", means this data is the worst emission level.

2. C.F (dB/m) = Antenna Factor (dB/m) + Cable Loss (dB).

3. Measurement (dBμV/m) = Reading (dBμV) + C.F (dB/m).

Site	WJ-AC2	Test Date	2025-02-10
Temperature	18.4 °C	Humidity	33.4 %
Limit	FCC_Part 15_Band Edge(3m)_AV	Test Engineer	Bob Zhang
Factor	DRH18-E_07105	Polarity	Vertical
EUT	ACCESS POINT	Test Voltage	By PoE
Test Mode	Transmit by BLE 1Mbps at Core0 2468MHz Core1 2480MHz		

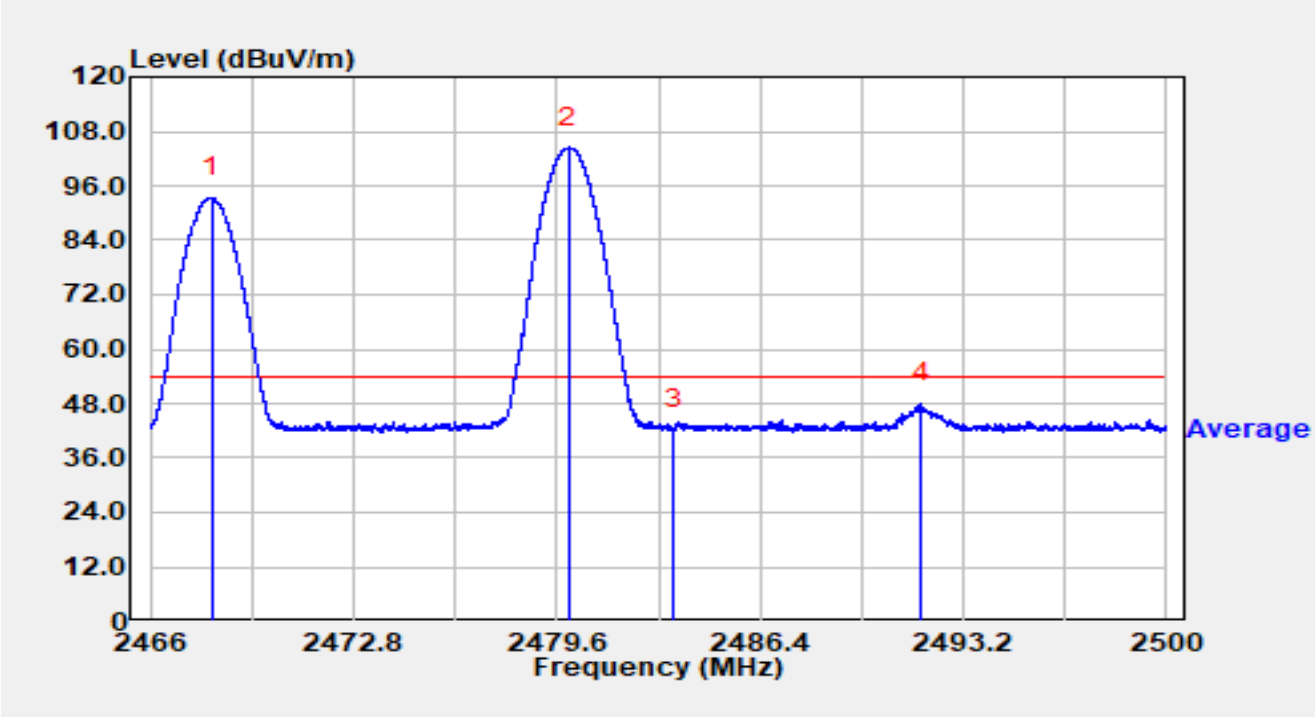

No	Mark	Frequency (MHz)	Reading (dBμV)	C.F (dB/m)	Measurement (dBμV/m)	Margin (dB)	Limit (dBμV/m)	Detector
1		2468.057	63.59	29.72	93.31	N/A	N/A	Average
2		2480.001	74.66	29.75	104.41	N/A	N/A	Average
3		2483.500	12.63	29.76	42.39	-11.61	54.00	Average
4	*	2491.789	18.33	29.79	48.12	-5.88	54.00	Average

Notes:

1. " * ", means this data is the worst emission level.

2. C.F (dB/m) = Antenna Factor (dB/m) + Cable Loss (dB).

3. Measurement (dBμV/m) = Reading (dBμV) + C.F (dB/m).

Site	WJ-AC2	Test Date	2025-02-11
Temperature	18.4 °C	Humidity	33.4 %
Limit	FCC_Part 15_Band Edge(3m)_PK	Test Engineer	Bob Zhang
Factor	DRH18-E_07105	Polarity	Horizontal
EUT	ACCESS POINT	Test Voltage	By PoE
Test Mode	Transmit by BLE 1Mbps at Core0 2470MHz Core1 2480MHz		

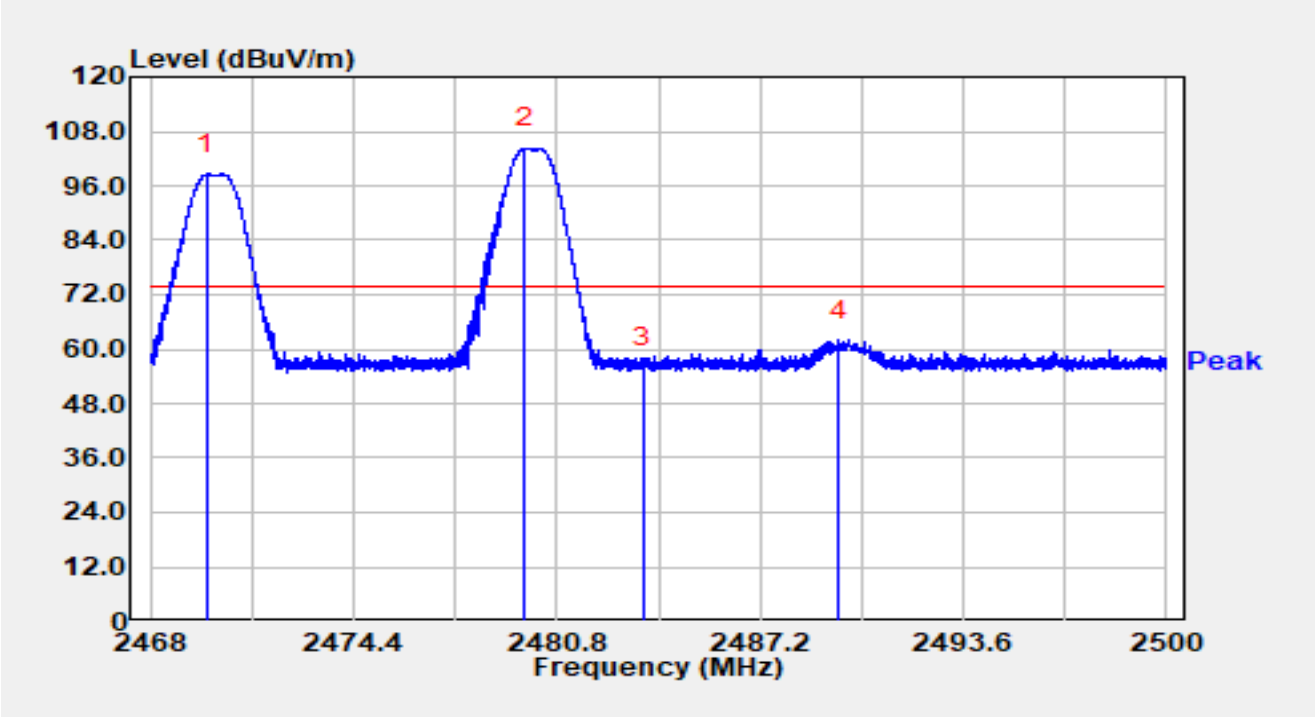

No	Mark	Frequency (MHz)	Reading (dBμV)	C.F (dB/m)	Measurement (dBμV/m)	Margin (dB)	Limit (dBμV/m)	Detector
1		2469.773	68.87	29.72	98.60	N/A	N/A	Peak
2		2479.776	74.48	29.75	104.23	N/A	N/A	Peak
3		2483.500	25.96	29.76	55.72	-18.28	74.00	Peak
4	*	2489.680	32.22	29.79	62.01	-11.99	74.00	Peak

Notes:

1. " * ", means this data is the worst emission level.

2. C.F (dB/m) = Antenna Factor (dB/m) + Cable Loss (dB).

3. Measurement (dBμV/m) = Reading (dBμV) + C.F (dB/m).

Site	WJ-AC2	Test Date	2025-02-11
Temperature	18.4 °C	Humidity	33.4 %
Limit	FCC_Part 15_Band Edge(3m)_AV	Test Engineer	Bob Zhang
Factor	DRH18-E_07105	Polarity	Horizontal
EUT	ACCESS POINT	Test Voltage	By PoE
Test Mode	Transmit by BLE 1Mbps at Core0 2470MHz Core1 2480MHz		

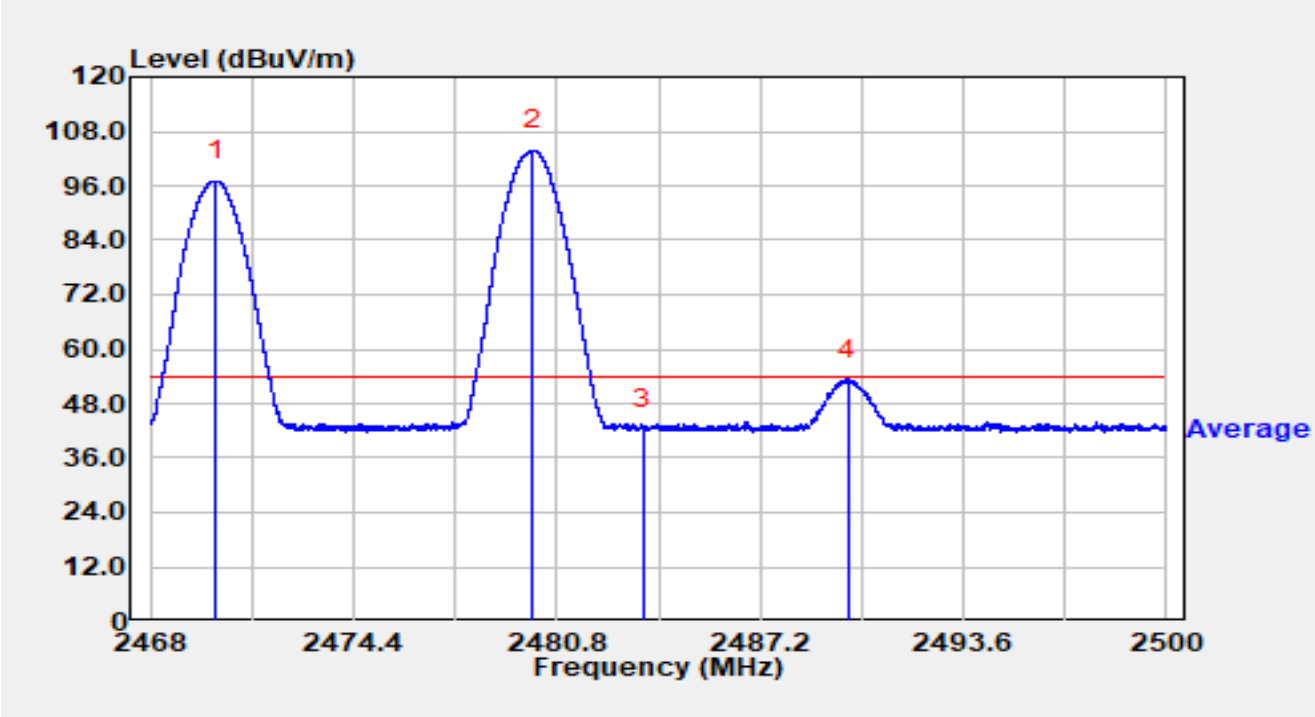

No	Mark	Frequency (MHz)	Reading (dBμV)	C.F (dB/m)	Measurement (dBμV/m)	Margin (dB)	Limit (dBμV/m)	Detector
1		2470.064	67.30	29.72	97.03	N/A	N/A	Average
2		2480.042	74.03	29.75	103.79	N/A	N/A	Average
3		2483.501	12.39	29.76	42.15	-11.85	54.00	Average
4	*	2489.978	23.52	29.79	53.30	-0.70	54.00	Average

Notes:

1. " * ", means this data is the worst emission level.

2. C.F (dB/m) = Antenna Factor (dB/m) + Cable Loss (dB).

3. Measurement (dBμV/m) = Reading (dBμV) + C.F (dB/m).

Site	WJ-AC2	Test Date	2025-02-11
Temperature	18.4 °C	Humidity	33.4 %
Limit	FCC_Part 15_Band Edge(3m)_PK	Test Engineer	Bob Zhang
Factor	DRH18-E_07105	Polarity	Vertical
EUT	ACCESS POINT	Test Voltage	By PoE
Test Mode	Transmit by BLE 1Mbps at Core0 2470MHz Core1 2480MHz		

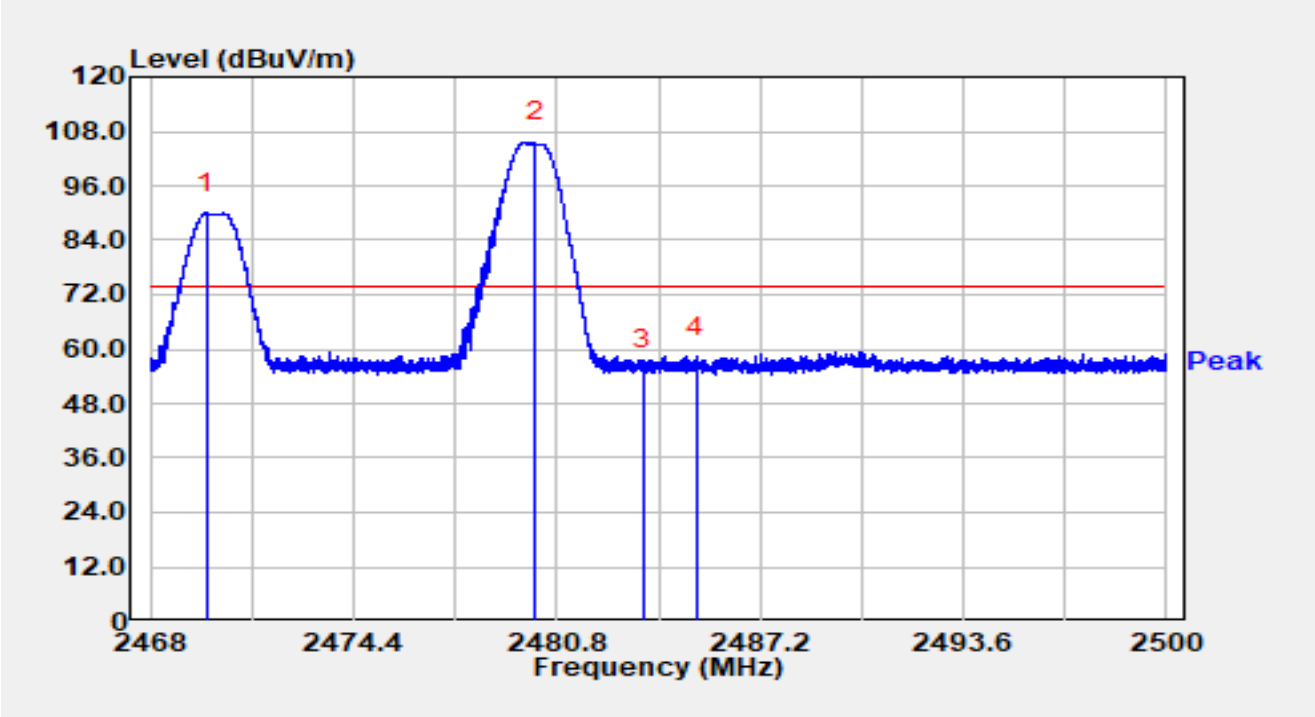

No	Mark	Frequency (MHz)	Reading (dBμV)	C.F (dB/m)	Measurement (dBμV/m)	Margin (dB)	Limit (dBμV/m)	Detector
1		2469.754	60.21	29.72	89.93	N/A	N/A	Peak
2		2480.115	75.77	29.75	105.52	N/A	N/A	Peak
3		2483.500	25.92	29.76	55.69	-18.31	74.00	Peak
4	*	2485.190	28.59	29.77	58.36	-15.64	74.00	Peak

Notes:

1. " * ", means this data is the worst emission level.

2. C.F (dB/m) = Antenna Factor (dB/m) + Cable Loss (dB).

3. Measurement (dBμV/m) = Reading (dBμV) + C.F (dB/m).

Site	WJ-AC2	Test Date	2025-02-11
Temperature	18.4 °C	Humidity	33.4 %
Limit	FCC_Part 15_Band Edge(3m)_AV	Test Engineer	Bob Zhang
Factor	DRH18-E_07105	Polarity	Vertical
EUT	ACCESS POINT	Test Voltage	By PoE
Test Mode	Transmit by BLE 1Mbps at Core0 2470MHz Core1 2480MHz		

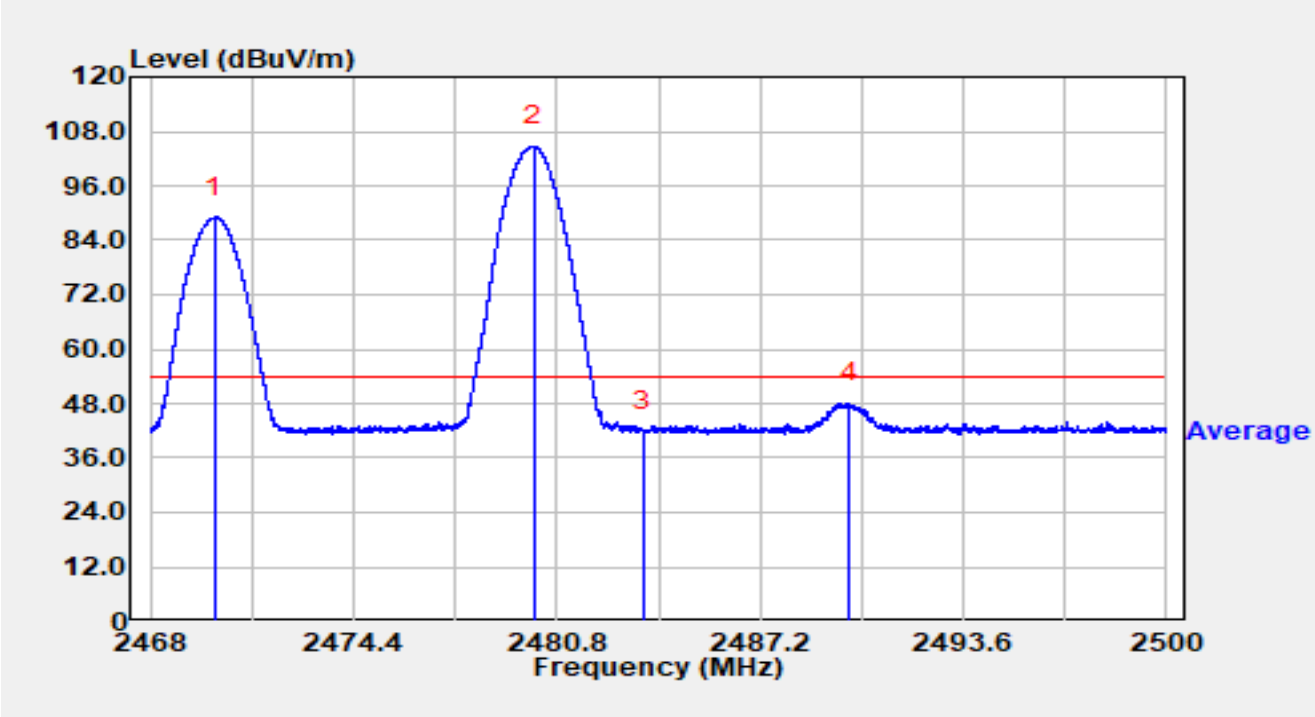

No	Mark	Frequency (MHz)	Reading (dBμV)	C.F (dB/m)	Measurement (dBμV/m)	Margin (dB)	Limit (dBμV/m)	Detector
1		2470.035	59.30	29.72	89.02	N/A	N/A	Average
2		2480.083	74.90	29.75	104.65	N/A	N/A	Average
3		2483.500	12.21	29.76	41.97	-12.03	54.00	Average
4	*	2490.003	18.32	29.79	48.10	-5.90	54.00	Average

Notes:

1. " * ", means this data is the worst emission level.

2. C.F (dB/m) = Antenna Factor (dB/m) + Cable Loss (dB).

3. Measurement (dBμV/m) = Reading (dBμV) + C.F (dB/m).

Site	WJ-AC2	Test Date	2025-02-11
Temperature	18.4 °C	Humidity	33.4 %
Limit	FCC_Part 15_Band Edge(3m)_PK	Test Engineer	Bob Zhang
Factor	DRH18-E_07105	Polarity	Horizontal
EUT	ACCESS POINT	Test Voltage	By PoE
Test Mode	Transmit by BLE 1Mbps at Core0 2472MHz Core1 2480MHz		

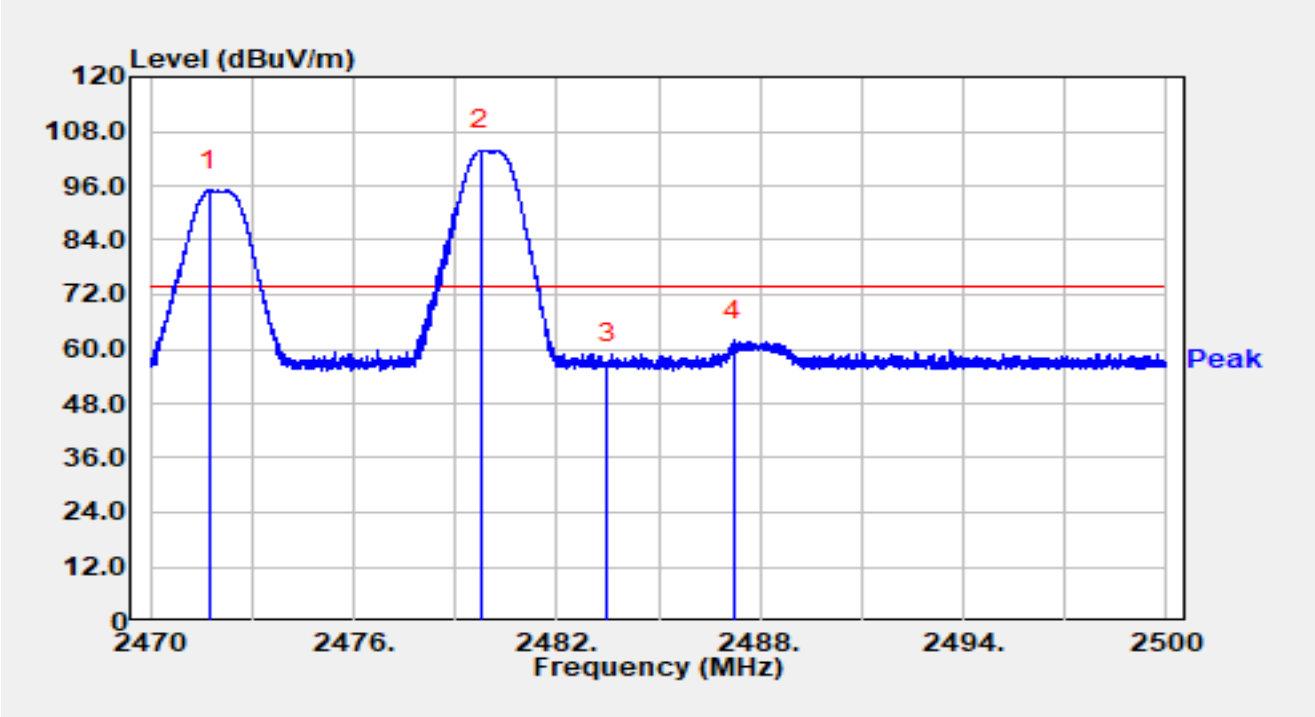

No	Mark	Frequency (MHz)	Reading (dBμV)	C.F (dB/m)	Measurement (dBμV/m)	Margin (dB)	Limit (dBμV/m)	Detector
1		2471.737	65.25	29.73	94.97	N/A	N/A	Peak
2		2479.765	74.07	29.75	103.82	N/A	N/A	Peak
3		2483.500	26.93	29.76	56.70	-17.30	74.00	Peak
4	*	2487.205	32.05	29.78	61.83	-12.17	74.00	Peak

Notes:

1. " * ", means this data is the worst emission level.

2. C.F (dB/m) = Antenna Factor (dB/m) + Cable Loss (dB).

3. Measurement (dBμV/m) = Reading (dBμV) + C.F (dB/m).

Site	WJ-AC2	Test Date	2025-02-11
Temperature	18.4 °C	Humidity	33.4 %
Limit	FCC_Part 15_Band Edge(3m)_AV	Test Engineer	Bob Zhang
Factor	DRH18-E_07105	Polarity	Horizontal
EUT	ACCESS POINT	Test Voltage	By PoE
Test Mode	Transmit by BLE 1Mbps at Core0 2472MHz Core1 2480MHz		

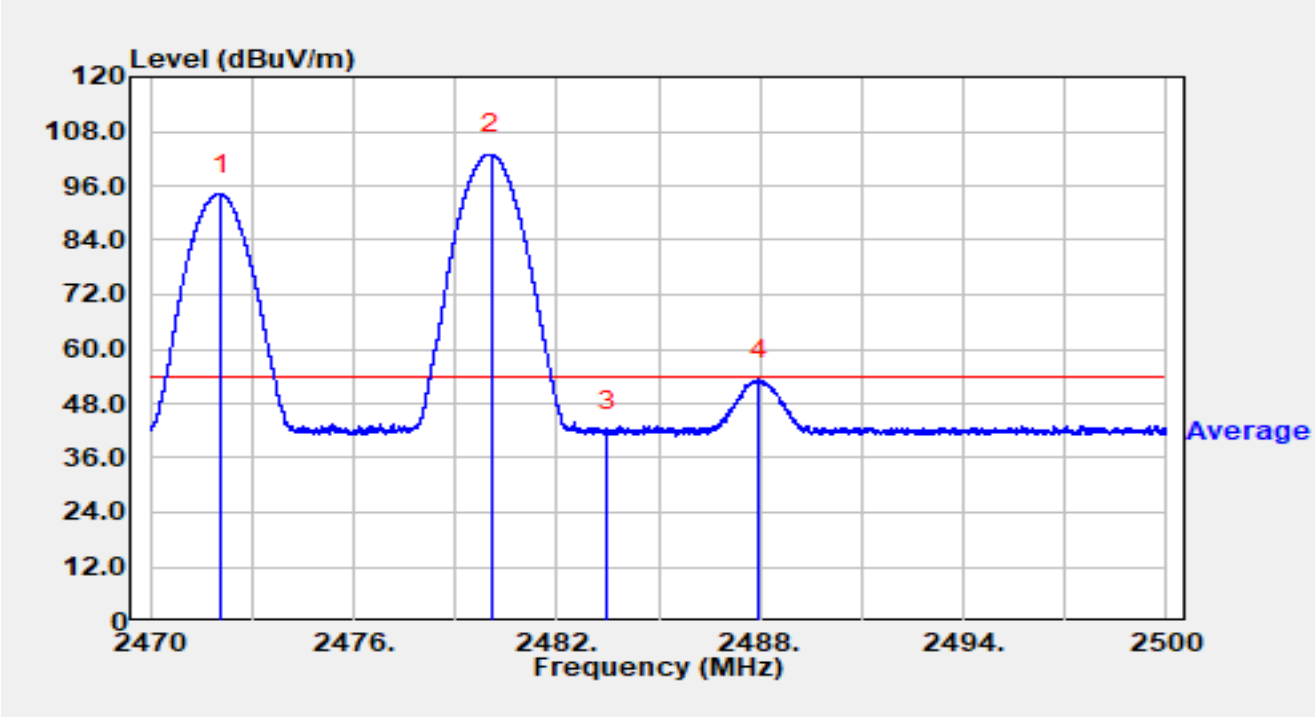

No	Mark	Frequency (MHz)	Reading (dBμV)	C.F (dB/m)	Measurement (dBμV/m)	Margin (dB)	Limit (dBμV/m)	Detector
1		2472.100	64.43	29.73	94.16	N/A	N/A	Average
2		2480.062	73.24	29.75	102.99	N/A	N/A	Average
3		2483.500	12.23	29.76	41.99	-12.01	54.00	Average
4	*	2487.958	23.47	29.78	53.25	-0.75	54.00	Average

Notes:

1. " * ", means this data is the worst emission level.

2. C.F (dB/m) = Antenna Factor (dB/m) + Cable Loss (dB).

3. Measurement (dBμV/m) = Reading (dBμV) + C.F (dB/m).

Site	WJ-AC2	Test Date	2025-02-11
Temperature	18.4 °C	Humidity	33.4 %
Limit	FCC_Part 15_Band Edge(3m)_PK	Test Engineer	Bob Zhang
Factor	DRH18-E_07105	Polarity	Vertical
EUT	ACCESS POINT	Test Voltage	By PoE
Test Mode	Transmit by BLE 1Mbps at Core0 2472MHz Core1 2480MHz		

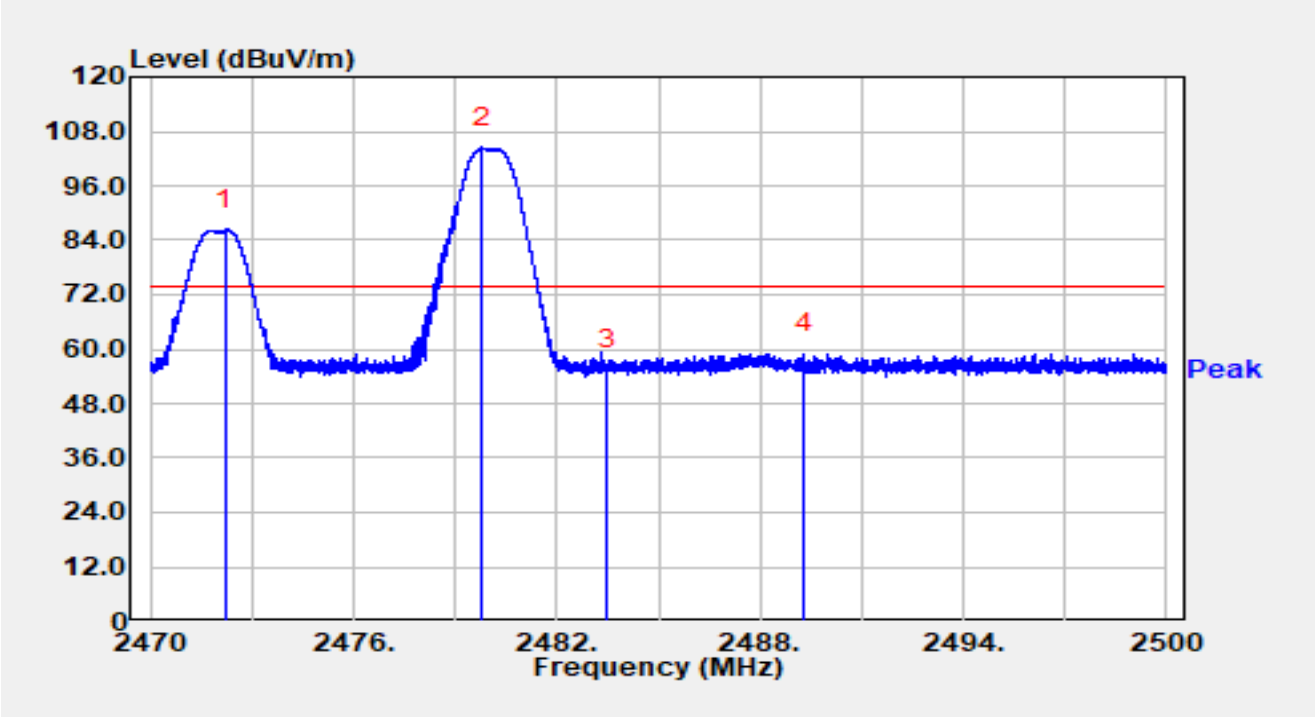

No	Mark	Frequency (MHz)	Reading (dBμV)	C.F (dB/m)	Measurement (dBμV/m)	Margin (dB)	Limit (dBμV/m)	Detector
1		2472.217	56.58	29.73	86.31	N/A	N/A	Peak
2		2479.786	74.64	29.75	104.39	N/A	N/A	Peak
3		2483.500	25.83	29.76	55.60	-18.40	74.00	Peak
4	*	2489.293	29.27	29.78	59.05	-14.95	74.00	Peak

Notes:

1. " * ", means this data is the worst emission level.

2. C.F (dB/m) = Antenna Factor (dB/m) + Cable Loss (dB).

3. Measurement (dBμV/m) = Reading (dBμV) + C.F (dB/m).

Site	WJ-AC2	Test Date	2025-02-11
Temperature	18.4 °C	Humidity	33.4 %
Limit	FCC_Part 15_Band Edge(3m)_AV	Test Engineer	Bob Zhang
Factor	DRH18-E_07105	Polarity	Vertical
EUT	ACCESS POINT	Test Voltage	By PoE
Test Mode	Transmit by BLE 1Mbps at Core0 2472MHz Core1 2480MHz		

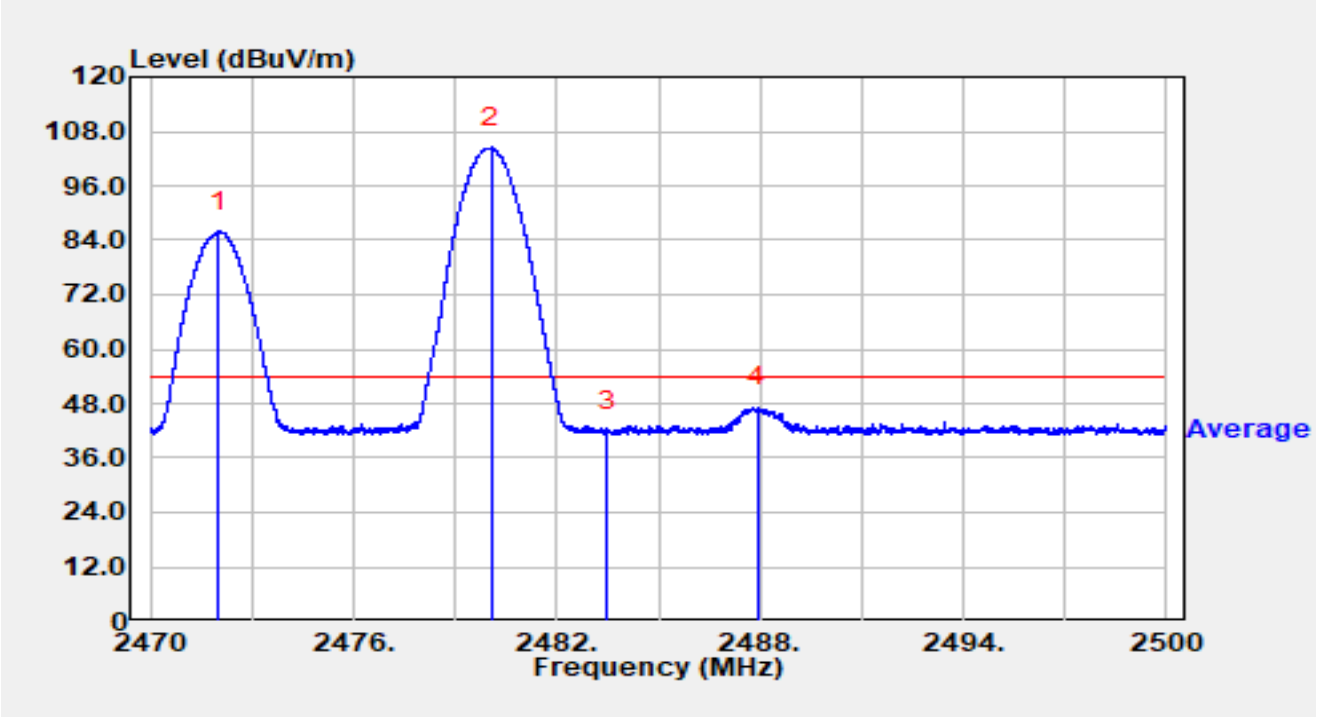

No	Mark	Frequency (MHz)	Reading (dBμV)	C.F (dB/m)	Measurement (dBμV/m)	Margin (dB)	Limit (dBμV/m)	Detector
1		2472.028	56.15	29.73	85.88	N/A	N/A	Average
2		2480.071	74.64	29.75	104.39	N/A	N/A	Average
3		2483.500	12.02	29.76	41.78	-12.22	54.00	Average
4	*	2487.940	17.39	29.78	47.17	-6.83	54.00	Average

Notes:

1. " * ", means this data is the worst emission level.

2. C.F (dB/m) = Antenna Factor (dB/m) + Cable Loss (dB).

3. Measurement (dBμV/m) = Reading (dBμV) + C.F (dB/m).

Site	WJ-AC2	Test Date	2025-02-11
Temperature	18.4 °C	Humidity	33.4 %
Limit	FCC_Part 15_Band Edge(3m)_PK	Test Engineer	Bob Zhang
Factor	DRH18-E_07105	Polarity	Horizontal
EUT	ACCESS POINT	Test Voltage	By PoE
Test Mode	Transmit by BLE 1Mbps at Core0 2474MHz Core1 2480MHz		

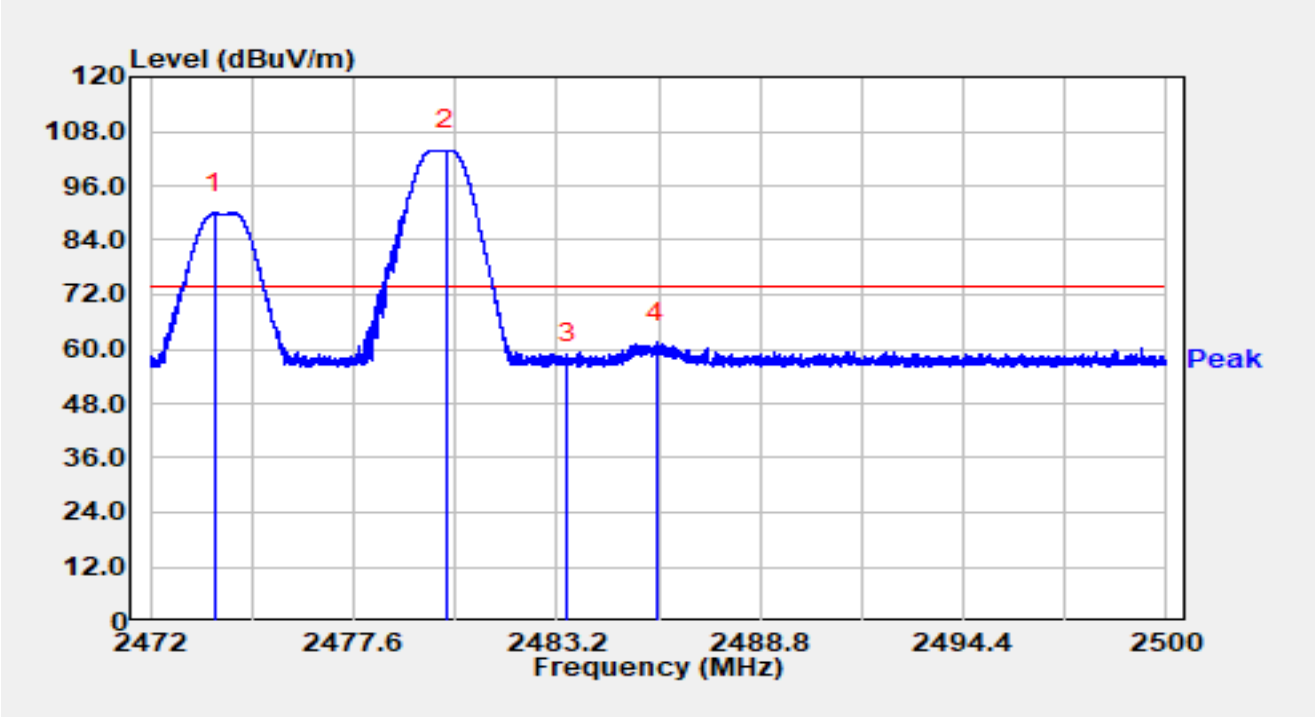

No	Mark	Frequency (MHz)	Reading (dBμV)	C.F (dB/m)	Measurement (dBμV/m)	Margin (dB)	Limit (dBμV/m)	Detector
1		2473.772	60.31	29.73	90.04	N/A	N/A	Peak
2		2480.145	74.17	29.75	103.92	N/A	N/A	Peak
3		2483.500	27.12	29.76	56.88	-17.12	74.00	Peak
4	*	2485.938	31.73	29.77	61.50	-12.50	74.00	Peak

Notes:

1. " * ", means this data is the worst emission level.

2. C.F (dB/m) = Antenna Factor (dB/m) + Cable Loss (dB).

3. Measurement (dBμV/m) = Reading (dBμV) + C.F (dB/m).

Site	WJ-AC2	Test Date	2025-02-11
Temperature	18.4 °C	Humidity	33.4 %
Limit	FCC_Part 15_Band Edge(3m)_AV	Test Engineer	Bob Zhang
Factor	DRH18-E_07105	Polarity	Horizontal
EUT	ACCESS POINT	Test Voltage	By PoE
Test Mode	Transmit by BLE 1Mbps at Core0 2474MHz Core1 2480MHz		

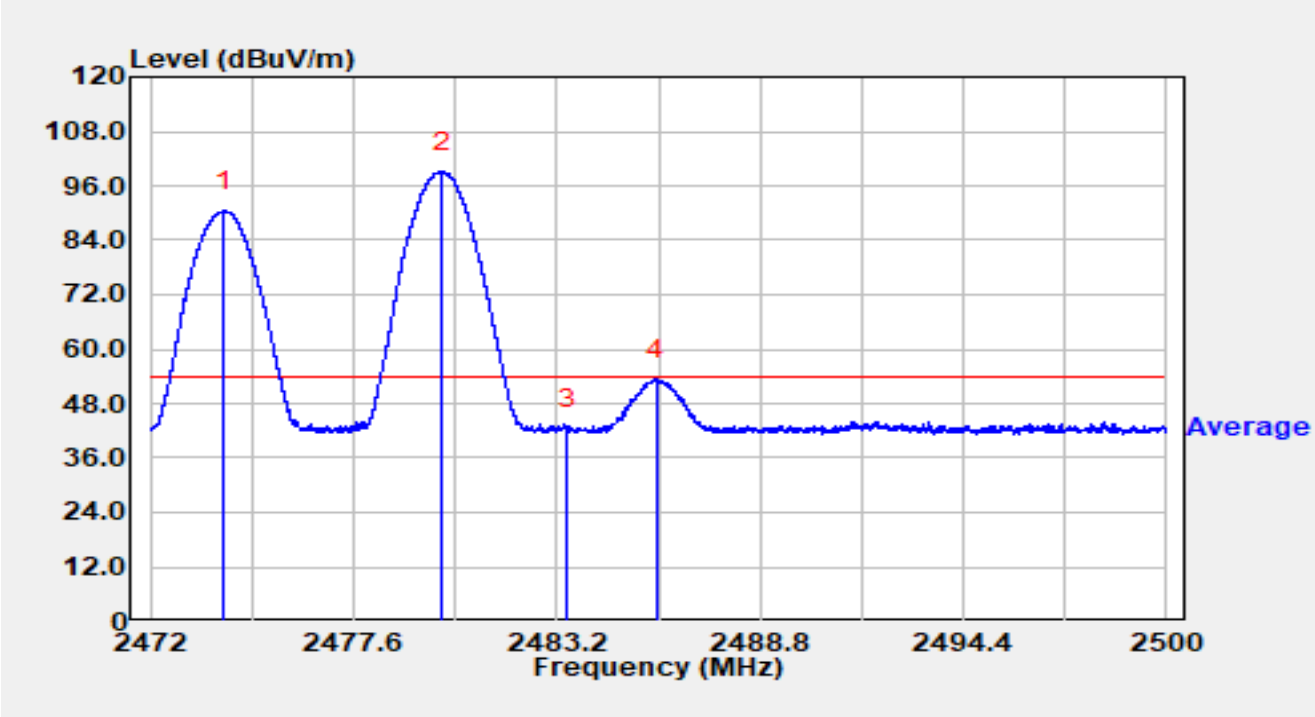

No	Mark	Frequency (MHz)	Reading (dBμV)	C.F (dB/m)	Measurement (dBμV/m)	Margin (dB)	Limit (dBμV/m)	Detector
1		2474.030	60.65	29.73	90.38	N/A	N/A	Average
2		2480.036	69.42	29.75	99.17	N/A	N/A	Average
3		2483.500	12.76	29.76	42.52	-11.48	54.00	Average
4	*	2485.930	23.53	29.77	53.30	-0.70	54.00	Average

Notes:

1. " * ", means this data is the worst emission level.

2. C.F (dB/m) = Antenna Factor (dB/m) + Cable Loss (dB).

3. Measurement (dBμV/m) = Reading (dBμV) + C.F (dB/m).

Site	WJ-AC2	Test Date	2025-02-11
Temperature	18.4 °C	Humidity	33.4 %
Limit	FCC_Part 15_Band Edge(3m)_PK	Test Engineer	Bob Zhang
Factor	DRH18-E_07105	Polarity	Vertical
EUT	ACCESS POINT	Test Voltage	By PoE
Test Mode	Transmit by BLE 1Mbps at Core0 2474MHz Core1 2480MHz		

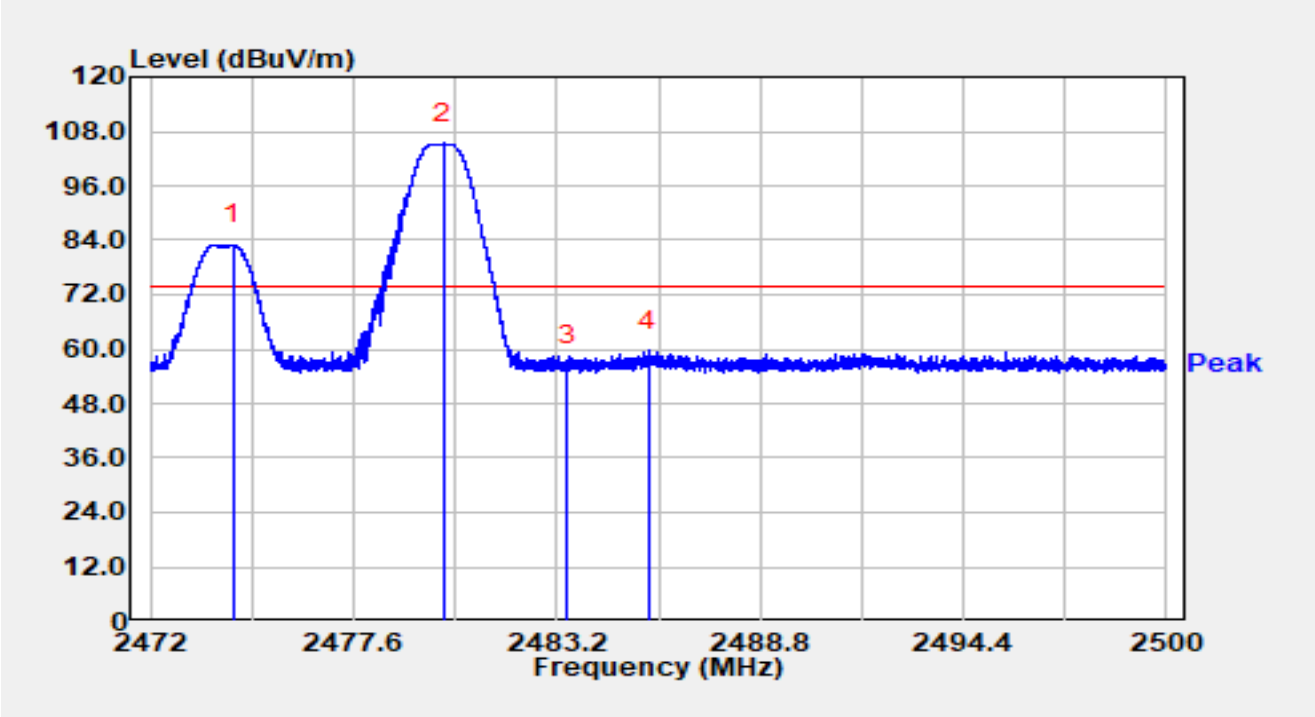

No	Mark	Frequency (MHz)	Reading (dBμV)	C.F (dB/m)	Measurement (dBμV/m)	Margin (dB)	Limit (dBμV/m)	Detector
1		2474.299	53.26	29.73	82.99	N/A	N/A	Peak
2		2480.095	75.54	29.75	105.29	N/A	N/A	Peak
3		2483.500	26.83	29.76	56.60	-17.40	74.00	Peak
4	*	2485.731	29.96	29.77	59.73	-14.27	74.00	Peak

Notes:

1. " * ", means this data is the worst emission level.

2. C.F (dB/m) = Antenna Factor (dB/m) + Cable Loss (dB).

3. Measurement (dBμV/m) = Reading (dBμV) + C.F (dB/m).

Site	WJ-AC2	Test Date	2025-02-11
Temperature	18.4 °C	Humidity	33.4 %
Limit	FCC_Part 15_Band Edge(3m)_AV	Test Engineer	Bob Zhang
Factor	DRH18-E_07105	Polarity	Vertical
EUT	ACCESS POINT	Test Voltage	By PoE
Test Mode	Transmit by BLE 1Mbps at Core0 2474MHz Core1 2480MHz		

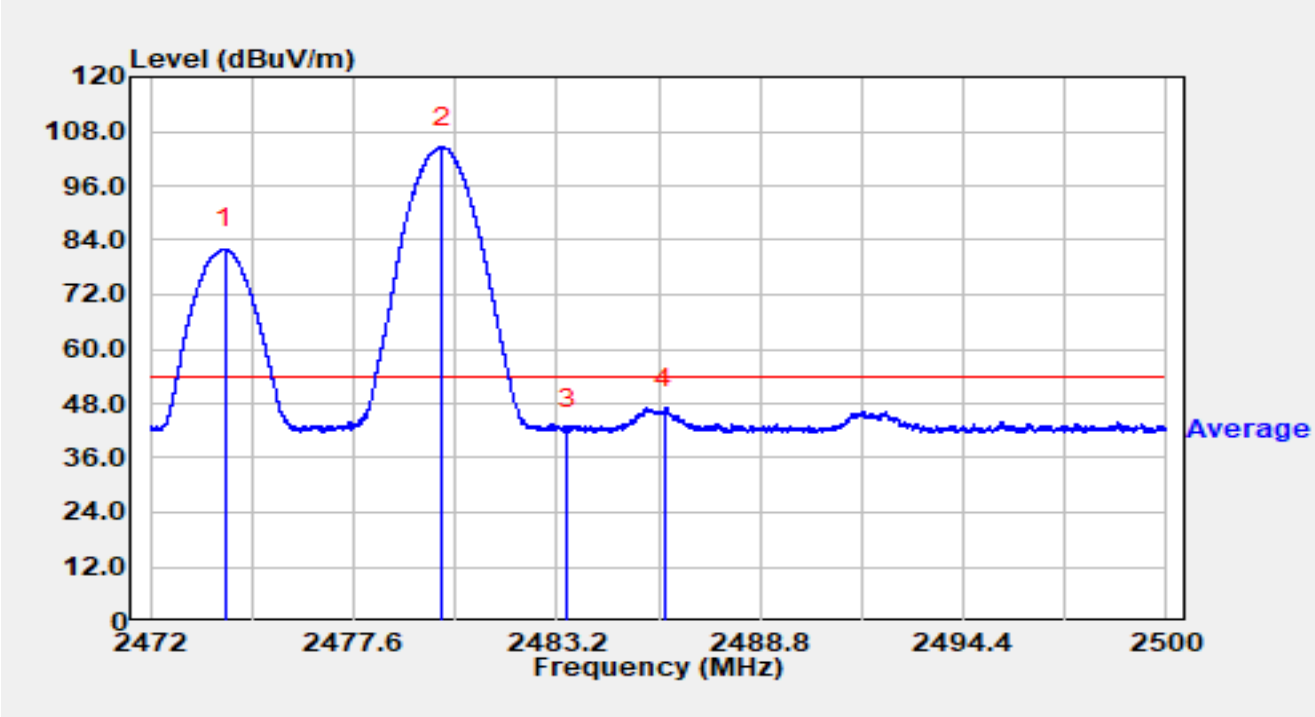

No	Mark	Frequency (MHz)	Reading (dBμV)	C.F (dB/m)	Measurement (dBμV/m)	Margin (dB)	Limit (dBμV/m)	Detector
1		2474.072	52.31	29.73	82.05	N/A	N/A	Average
2		2480.047	74.72	29.75	104.47	N/A	N/A	Average
3		2483.500	12.69	29.76	42.46	-11.54	54.00	Average
4	*	2486.179	17.30	29.77	47.08	-6.92	54.00	Average

Notes:

1. " * ", means this data is the worst emission level.

2. C.F (dB/m) = Antenna Factor (dB/m) + Cable Loss (dB).

3. Measurement (dBμV/m) = Reading (dBμV) + C.F (dB/m).

Site	WJ-AC2	Test Date	2025-02-11
Temperature	18.4 °C	Humidity	33.4 %
Limit	FCC_Part 15_Band Edge(3m)_PK	Test Engineer	Bob Zhang
Factor	DRH18-E_07105	Polarity	Horizontal
EUT	ACCESS POINT	Test Voltage	By PoE
Test Mode	Transmit by BLE 1Mbps at Core0 2476MHz Core1 2480MHz		

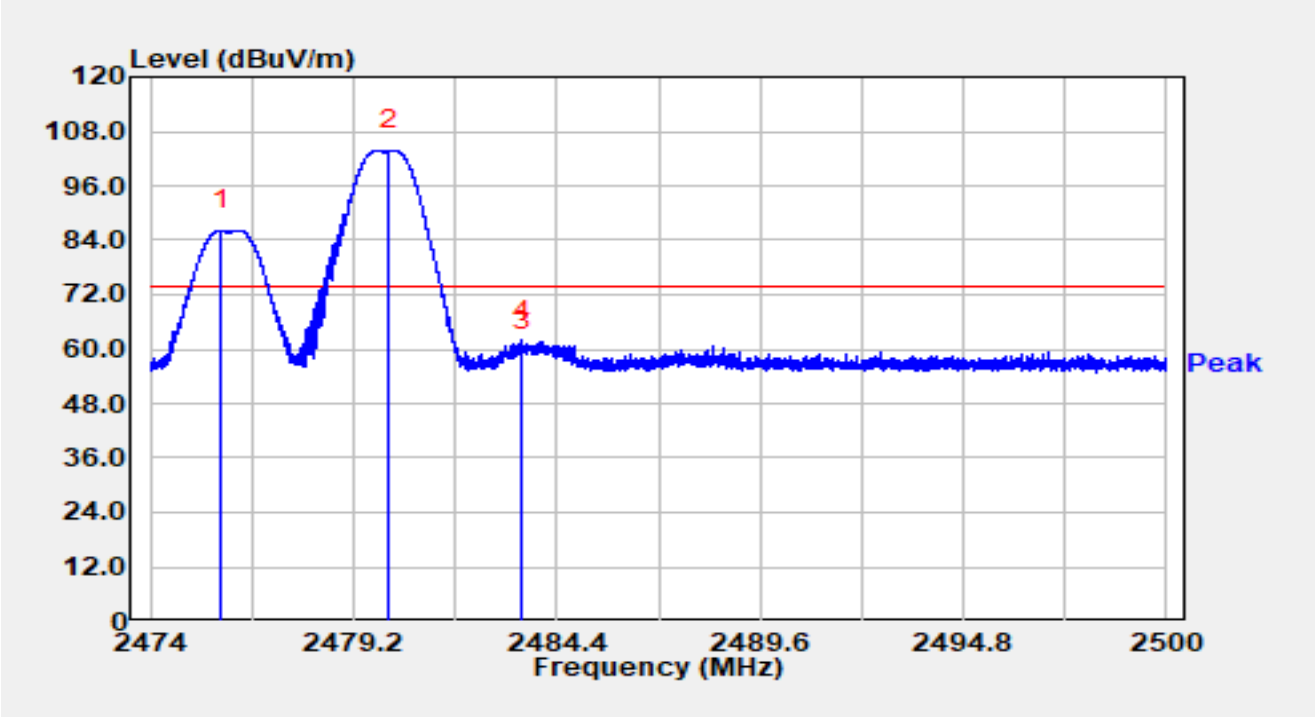

No	Mark	Frequency (MHz)	Reading (dBμV)	C.F (dB/m)	Measurement (dBμV/m)	Margin (dB)	Limit (dBμV/m)	Detector
1		2475.815	56.38	29.74	86.11	N/A	N/A	Peak
2		2480.105	74.13	29.75	103.89	N/A	N/A	Peak
3		2483.500	29.70	29.76	59.47	-14.53	74.00	Peak
4	*	2483.513	32.14	29.76	61.90	-12.10	74.00	Peak

Notes:

1. " * ", means this data is the worst emission level.

2. C.F (dB/m) = Antenna Factor (dB/m) + Cable Loss (dB).

3. Measurement (dBμV/m) = Reading (dBμV) + C.F (dB/m).

Site	WJ-AC2	Test Date	2025-02-11
Temperature	18.4 °C	Humidity	33.4 %
Limit	FCC_Part 15_Band Edge(3m)_AV	Test Engineer	Bob Zhang
Factor	DRH18-E_07105	Polarity	Horizontal
EUT	ACCESS POINT	Test Voltage	By PoE
Test Mode	Transmit by BLE 1Mbps at Core0 2476MHz Core1 2480MHz		

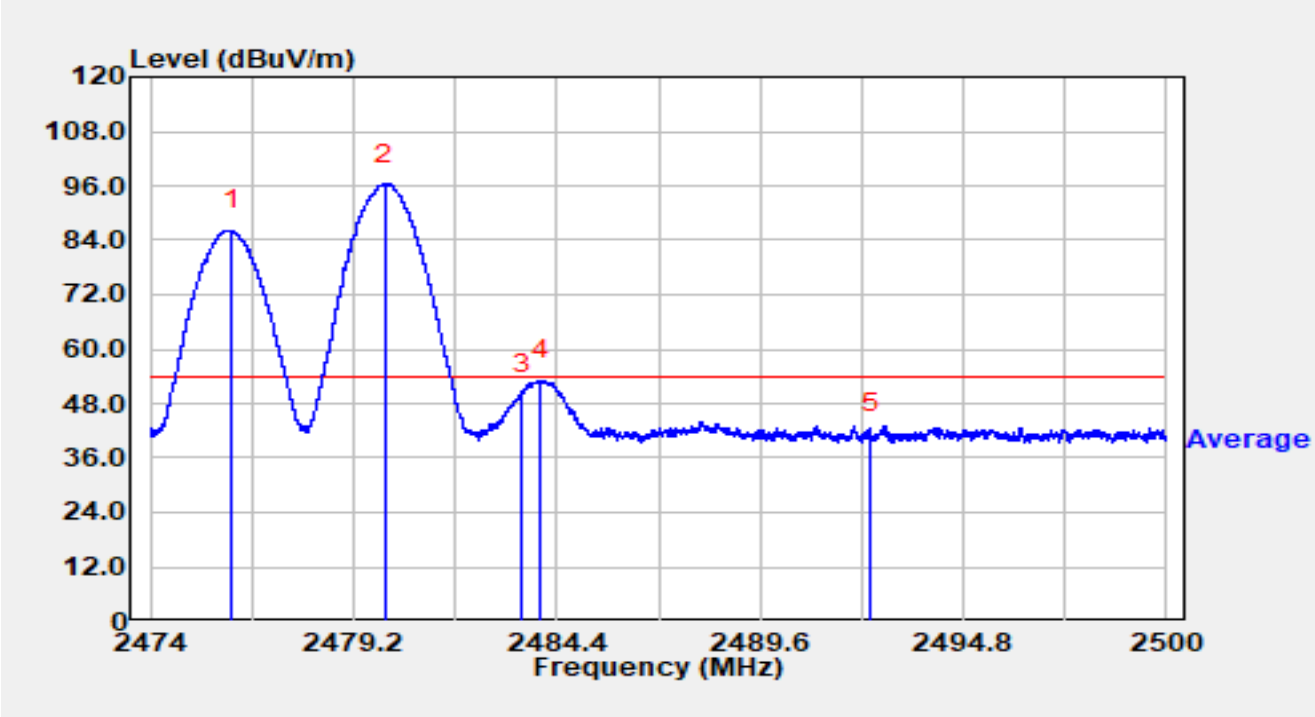

No	Mark	Frequency (MHz)	Reading (dBμV)	C.F (dB/m)	Measurement (dBμV/m)	Margin (dB)	Limit (dBμV/m)	Detector
1		2476.070	56.39	29.74	86.13	N/A	N/A	Average
2		2480.016	66.65	29.75	96.40	N/A	N/A	Average
3		2483.500	20.11	29.76	49.88	-4.12	54.00	Average
4	*	2483.984	23.35	29.77	53.12	-0.88	54.00	Average
5		2492.421	11.61	29.79	41.40	-12.60	54.00	Average

Notes:

1. " * ", means this data is the worst emission level.
2. C.F (dB/m) = Antenna Factor (dB/m) + Cable Loss (dB).
3. Measurement (dBμV/m) = Reading (dBμV) + C.F (dB/m).

Site	WJ-AC2	Test Date	2025-02-11
Temperature	18.4 °C	Humidity	33.4 %
Limit	FCC_Part 15_Band Edge(3m)_PK	Test Engineer	Bob Zhang
Factor	DRH18-E_07105	Polarity	Vertical
EUT	ACCESS POINT	Test Voltage	By PoE
Test Mode	Transmit by BLE 1Mbps at Core0 2476MHz Core1 2480MHz		

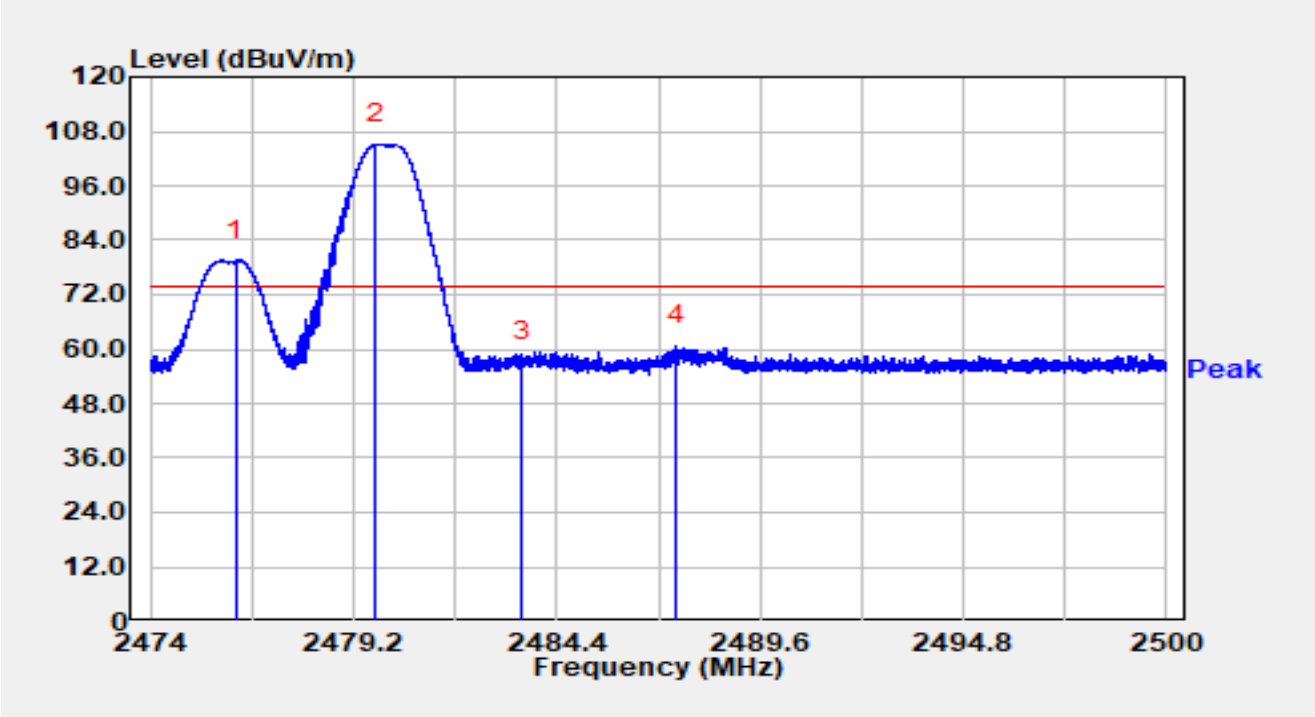

No	Mark	Frequency (MHz)	Reading (dBμV)	C.F (dB/m)	Measurement (dBμV/m)	Margin (dB)	Limit (dBμV/m)	Detector
1		2476.192	49.76	29.74	79.50	N/A	N/A	Peak
2		2479.759	75.44	29.75	105.19	N/A	N/A	Peak
3		2483.500	27.33	29.76	57.10	-16.90	74.00	Peak
4	*	2487.450	30.98	29.78	60.76	-13.24	74.00	Peak

Notes:

1. " * ", means this data is the worst emission level.

2. C.F (dB/m) = Antenna Factor (dB/m) + Cable Loss (dB).

3. Measurement (dBμV/m) = Reading (dBμV) + C.F (dB/m).

Site	WJ-AC2	Test Date	2025-02-11
Temperature	18.4 °C	Humidity	33.4 %
Limit	FCC_Part 15_Band Edge(3m)_AV	Test Engineer	Bob Zhang
Factor	DRH18-E_07105	Polarity	Vertical
EUT	ACCESS POINT	Test Voltage	By PoE
Test Mode	Transmit by BLE 1Mbps at Core0 2476MHz Core1 2480MHz		

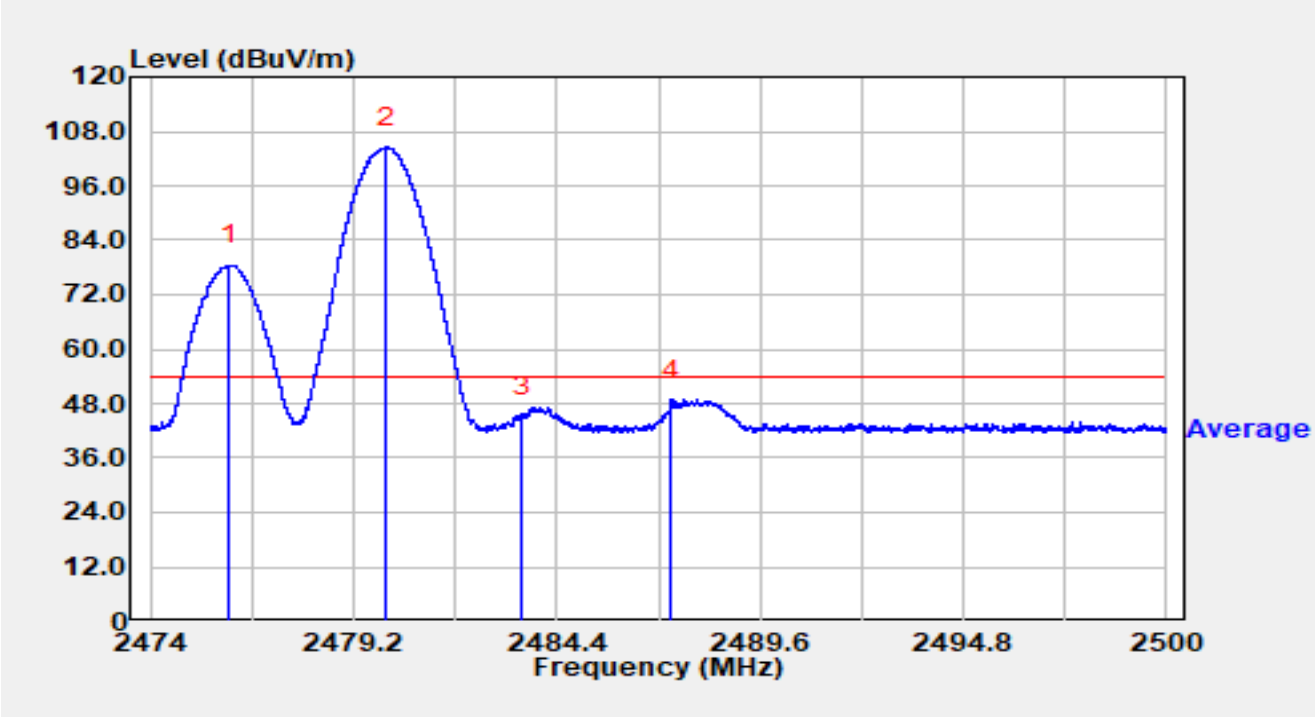

No	Mark	Frequency (MHz)	Reading (dBμV)	C.F (dB/m)	Measurement (dBμV/m)	Margin (dB)	Limit (dBμV/m)	Detector
1		2476.031	48.74	29.74	78.48	N/A	N/A	Average
2		2480.048	74.67	29.75	104.42	N/A	N/A	Average
3		2483.500	15.47	29.76	45.23	-8.77	54.00	Average
4	*	2487.338	19.06	29.78	48.84	-5.16	54.00	Average

Notes:

1. " * ", means this data is the worst emission level.

2. C.F (dB/m) = Antenna Factor (dB/m) + Cable Loss (dB).

3. Measurement (dBμV/m) = Reading (dBμV) + C.F (dB/m).

Site	WJ-AC2	Test Date	2025-02-11
Temperature	18.4 °C	Humidity	33.4 %
Limit	FCC_Part 15_Band Edge(3m)_PK	Test Engineer	Bob Zhang
Factor	DRH18-E_07105	Polarity	Horizontal
EUT	ACCESS POINT	Test Voltage	By PoE
Test Mode	Transmit by BLE 1Mbps at Core0 2478MHz Core1 2480MHz		

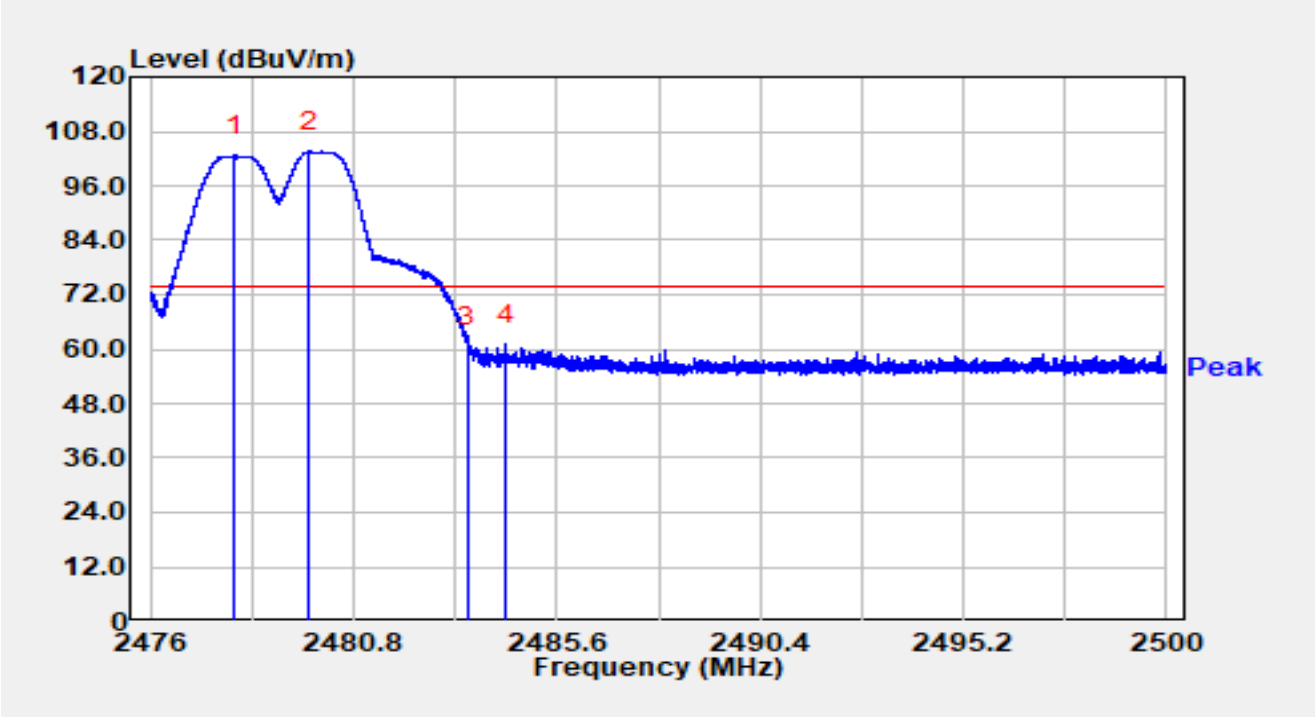

No	Mark	Frequency (MHz)	Reading (dBμV)	C.F (dB/m)	Measurement (dBμV/m)	Margin (dB)	Limit (dBμV/m)	Detector
1		2477.994	72.84	29.74	102.58	N/A	N/A	Peak
2		2479.761	73.81	29.75	103.56	N/A	N/A	Peak
3		2483.500	30.81	29.76	60.57	-13.43	74.00	Peak
4	*	2484.395	31.33	29.77	61.09	-12.91	74.00	Peak

Notes:

1. " * ", means this data is the worst emission level.

2. C.F (dB/m) = Antenna Factor (dB/m) + Cable Loss (dB).

3. Measurement (dBμV/m) = Reading (dBμV) + C.F (dB/m).

Site	WJ-AC2	Test Date	2025-02-11
Temperature	18.4 °C	Humidity	33.4 %
Limit	FCC_Part 15_Band Edge(3m)_AV	Test Engineer	Bob Zhang
Factor	DRH18-E_07105	Polarity	Horizontal
EUT	ACCESS POINT	Test Voltage	By PoE
Test Mode	Transmit by BLE 1Mbps at Core0 2478MHz Core1 2480MHz		

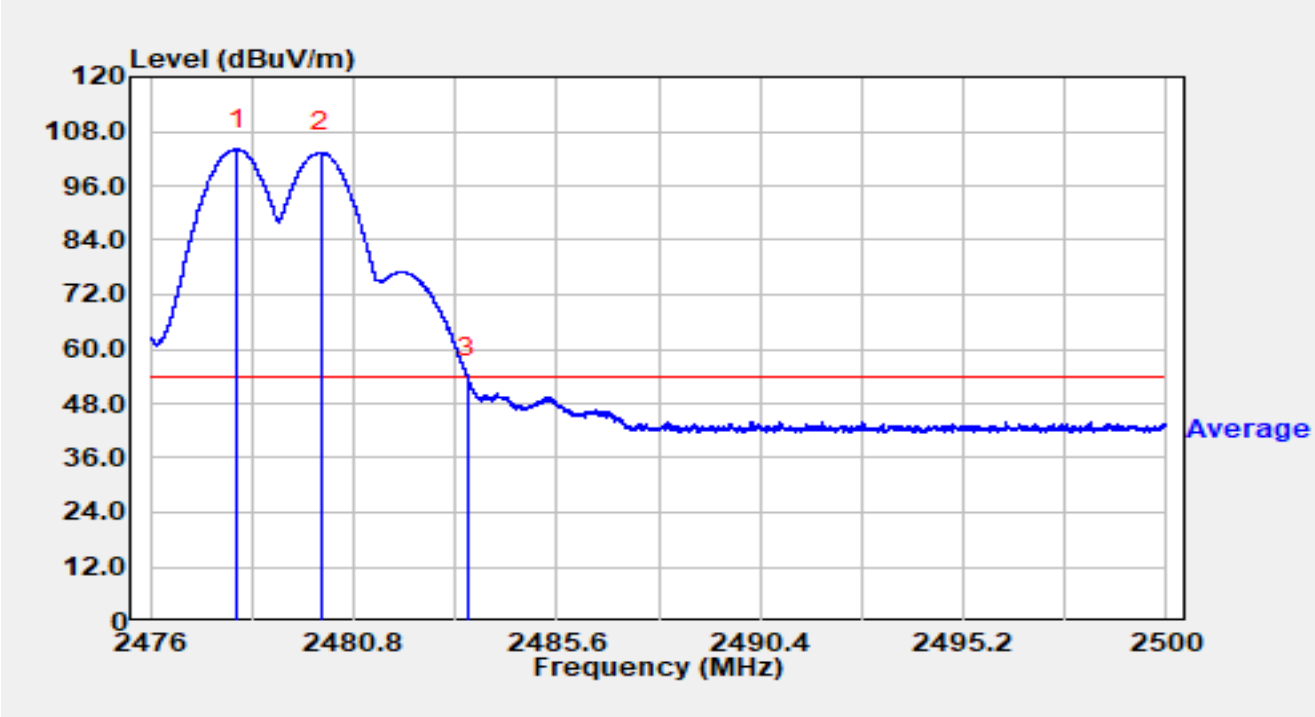

No	Mark	Frequency (MHz)	Reading (dBμV)	C.F (dB/m)	Measurement (dBμV/m)	Margin (dB)	Limit (dBμV/m)	Detector
1		2478.047	74.37	29.75	104.11	N/A	N/A	Average
2		2480.039	73.62	29.75	103.37	N/A	N/A	Average
3	*	2483.500	23.74	29.76	53.50	-0.50	54.00	Average

Notes:

1. " * ", means this data is the worst emission level.

2. C.F (dB/m) = Antenna Factor (dB/m) + Cable Loss (dB).

3. Measurement (dBμV/m) = Reading (dBμV) + C.F (dB/m).

Site	WJ-AC2	Test Date	2025-02-11
Temperature	18.4 °C	Humidity	33.4 %
Limit	FCC_Part 15_Band Edge(3m)_PK	Test Engineer	Bob Zhang
Factor	DRH18-E_07105	Polarity	Vertical
EUT	ACCESS POINT	Test Voltage	By PoE
Test Mode	Transmit by BLE 1Mbps at Core0 2478MHz Core1 2480MHz		

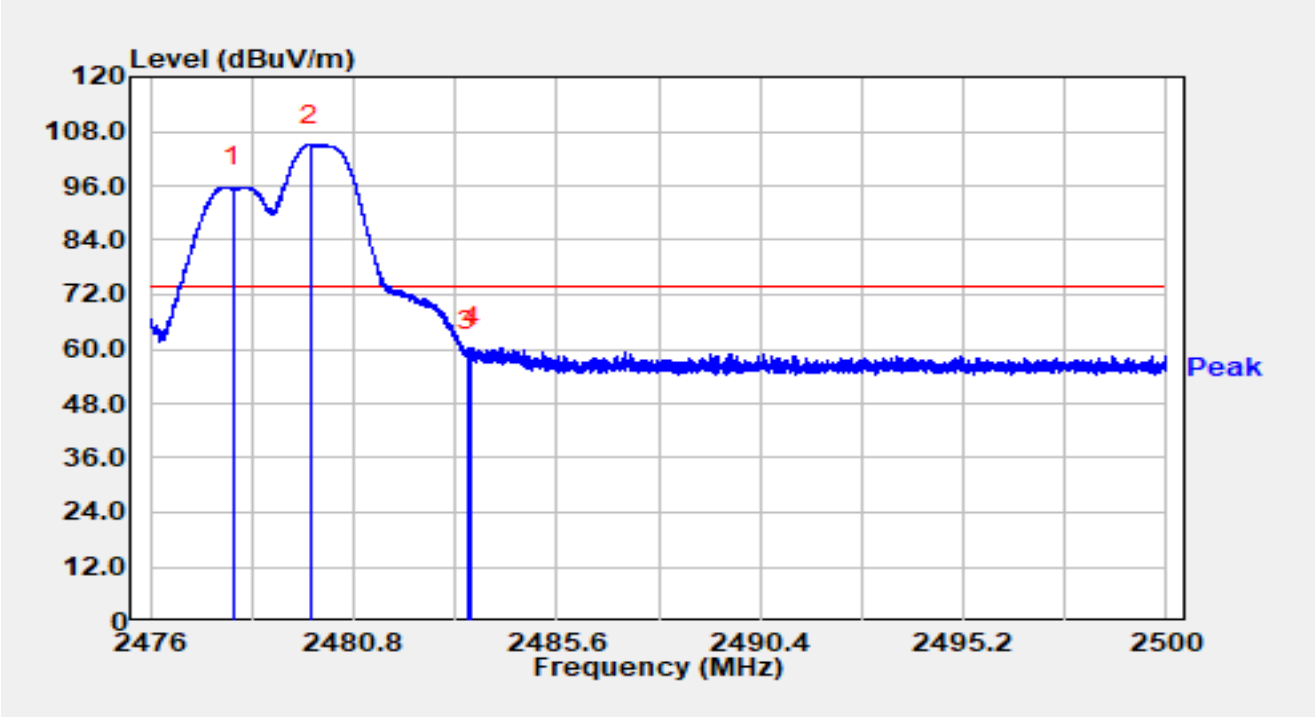

No	Mark	Frequency (MHz)	Reading (dBμV)	C.F (dB/m)	Measurement (dBμV/m)	Margin (dB)	Limit (dBμV/m)	Detector
1		2477.968	65.89	29.74	95.64	N/A	N/A	Peak
2		2479.766	75.23	29.75	104.98	N/A	N/A	Peak
3		2483.500	29.90	29.76	59.66	-14.34	74.00	Peak
4	*	2483.596	30.58	29.76	60.34	-13.66	74.00	Peak

Notes:

1. " * ", means this data is the worst emission level.

2. C.F (dB/m) = Antenna Factor (dB/m) + Cable Loss (dB).

3. Measurement (dBμV/m) = Reading (dBμV) + C.F (dB/m).

Site	WJ-AC2	Test Date	2025-02-11
Temperature	18.4 °C	Humidity	33.4 %
Limit	FCC_Part 15_Band Edge(3m)_AV	Test Engineer	Bob Zhang
Factor	DRH18-E_07105	Polarity	Vertical
EUT	ACCESS POINT	Test Voltage	By PoE
Test Mode	Transmit by BLE 1Mbps at Core0 2478MHz Core1 2480MHz		

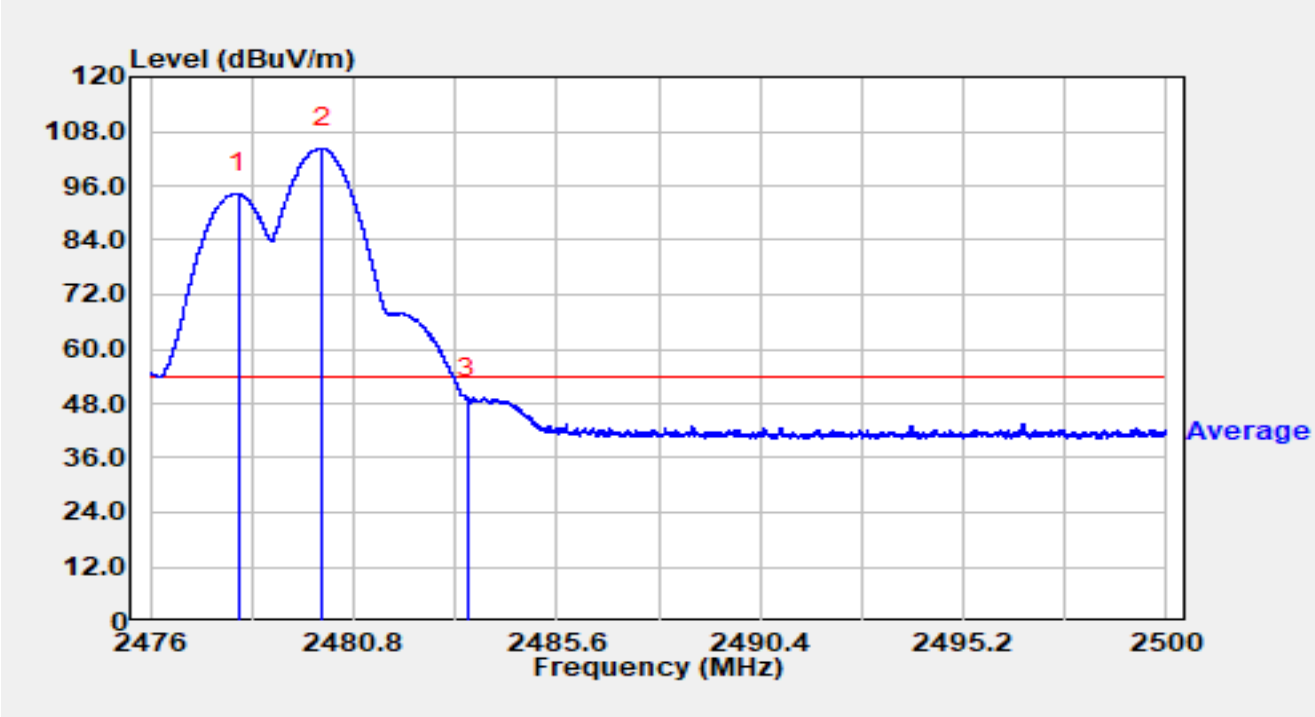

No	Mark	Frequency (MHz)	Reading (dBμV)	C.F (dB/m)	Measurement (dBμV/m)	Margin (dB)	Limit (dBμV/m)	Detector
1		2478.071	64.62	29.75	94.36	N/A	N/A	Average
2		2480.068	74.47	29.75	104.22	N/A	N/A	Average
3	*	2483.500	19.53	29.76	49.29	-4.71	54.00	Average

Notes:

1. " * ", means this data is the worst emission level.

2. C.F (dB/m) = Antenna Factor (dB/m) + Cable Loss (dB).

3. Measurement (dBμV/m) = Reading (dBμV) + C.F (dB/m).

A.8 AC Conducted Emissions Test Result

Site	WJ-SR5	Test Date	2025-02-18
Temperature	15.3 °C	Humidity	40.4 %
Limit	FCC Part 15.207_CE_QP	Test Engineer	Carl Jiang
Factor	ENV216-07202_L1_Filter Off	Polarity	Line1
EUT	ACCESS POINT	Test Voltage	AC 120V/60Hz
Test Mode	Transmit by BLE 1Mbps at 2402MHz		

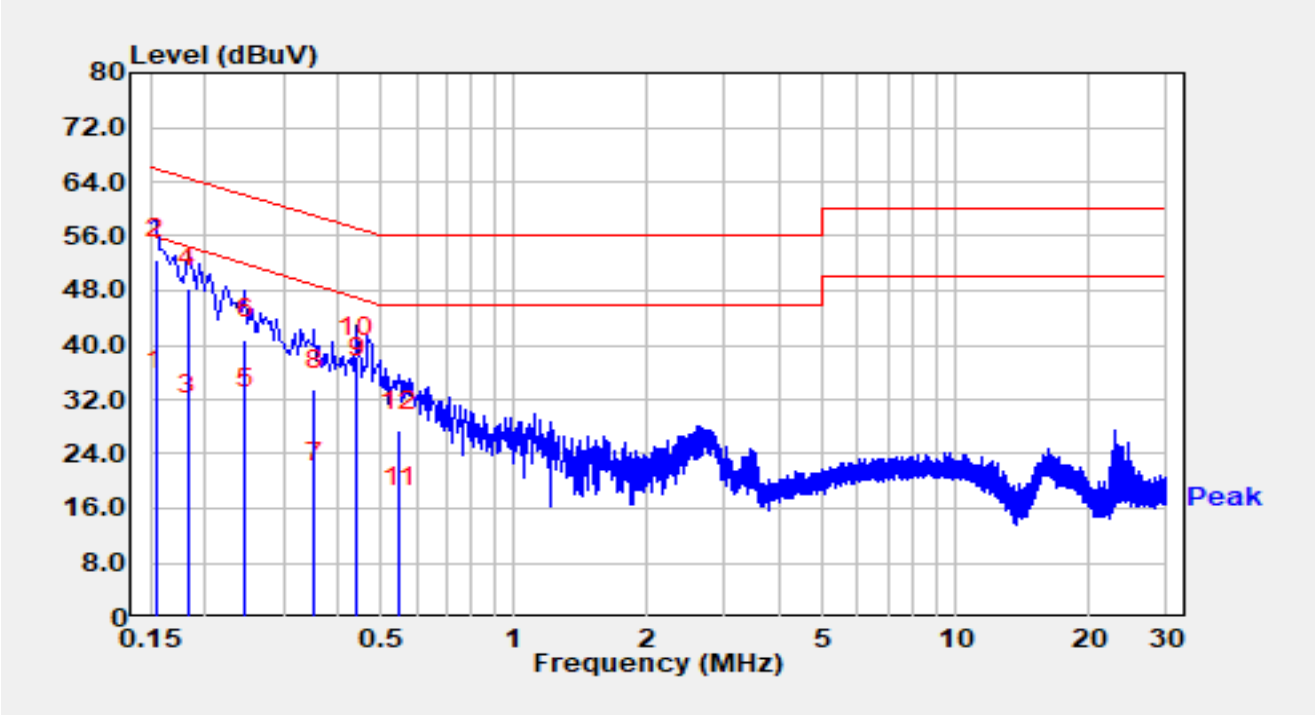

No	Mark	Frequency (MHz)	Reading (dBµV)	C.F (dB)	Measurement (dBµV)	Margin (dB)	Limit (dBµV)	Detector
1		0.154	23.70	9.67	33.37	-22.41	55.78	Average
2		0.154	42.90	9.67	52.57	-13.21	65.78	QP
3		0.182	20.00	9.68	29.68	-24.71	54.39	Average
4		0.182	38.70	9.68	48.38	-16.01	64.39	QP
5		0.246	20.80	9.70	30.50	-21.39	51.89	Average
6		0.246	31.20	9.70	40.90	-20.99	61.89	QP
7		0.354	10.10	9.74	19.84	-29.02	48.87	Average
8		0.354	23.70	9.74	33.44	-25.42	58.87	QP
9	*	0.442	25.50	9.78	35.28	-11.74	47.02	Average
10		0.442	28.50	9.78	38.28	-18.74	57.02	QP
11		0.550	6.20	9.83	16.03	-29.97	46.00	Average
12		0.550	17.50	9.83	27.33	-28.67	56.00	QP

Notes:

1. " * ", means this data is the worst emission level.
2. C.F (dB) = LISN Factor (dB) + Cable Loss (dB).
3. Measurement (dBμV) = Reading (dBμV) + C.F (dB).

Site	WJ-SR5	Test Date	2025-02-18
Temperature	15.3 °C	Humidity	40.4 %
Limit	FCC Part 15.207_CE_QP	Test Engineer	Carl Jiang
Factor	ENV216-07202_N_Filter Off	Polarity	Neutral
EUT	ACCESS POINT	Test Voltage	AC 120V/60Hz
Test Mode	Transmit by BLE 1Mbps at 2402MHz		

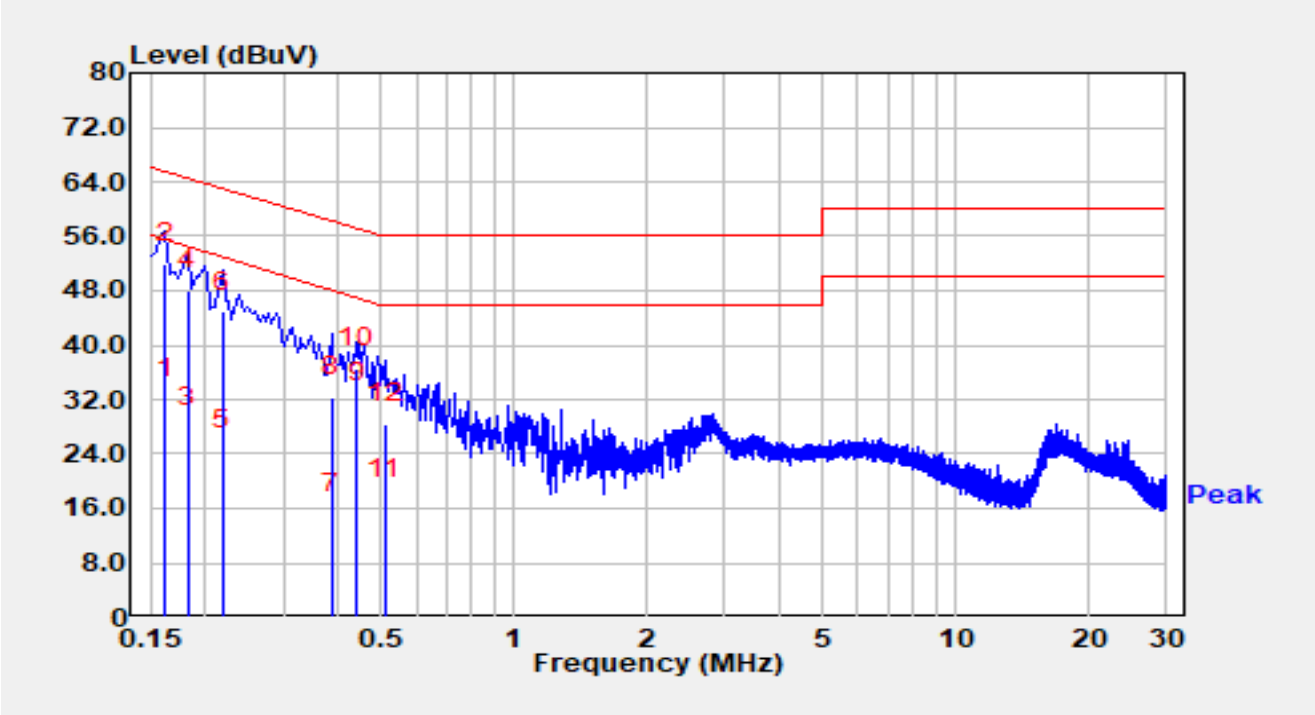

No	Mark	Frequency (MHz)	Reading (dBµV)	C.F (dB)	Measurement (dBµV)	Margin (dB)	Limit (dBµV)	Detector
1		0.162	22.60	9.67	32.27	-23.09	55.36	Average
2	*	0.162	42.40	9.67	52.07	-13.29	65.36	QP
3		0.182	18.10	9.68	27.78	-26.61	54.39	Average
4		0.182	38.40	9.68	48.08	-16.31	64.39	QP
5		0.218	14.80	9.70	24.50	-28.40	52.89	Average
6		0.218	35.20	9.70	44.90	-18.00	62.89	QP
7		0.386	5.50	9.76	15.26	-32.89	48.15	Average
8		0.386	22.60	9.76	32.36	-25.79	58.15	QP
9		0.442	21.70	9.78	31.48	-15.54	47.02	Average
10		0.442	26.80	9.78	36.58	-20.44	57.02	QP
11		0.510	7.50	9.81	17.31	-28.69	46.00	Average
12		0.510	18.60	9.81	28.41	-27.59	56.00	QP

Notes:

1. " * ", means this data is the worst emission level.
2. C.F (dB) = LISN Factor (dB) + Cable Loss (dB).
3. Measurement (dBμV) = Reading (dBμV) + C.F (dB).

Appendix B - Test Setup Photograph

Refer to “2412RSU035-UT” file.

Appendix C - EUT Photograph

Refer to “2412RSU035-UE” file.

The End