Site	WJ-AC2	Test Date	2025-01-07
Temperature	18.4°C	Humidity	33.4%
Limit	FCC_Part15_Band Edge(3m)_AV	Test Engineer	Bob Zhang
Factor	DRH18-E_07105	Polarity	Vertical
EUT	ACCESS POINT	Test Voltage	By PoE
Test Mode	Transmit by 802.11g at 2457MHz		

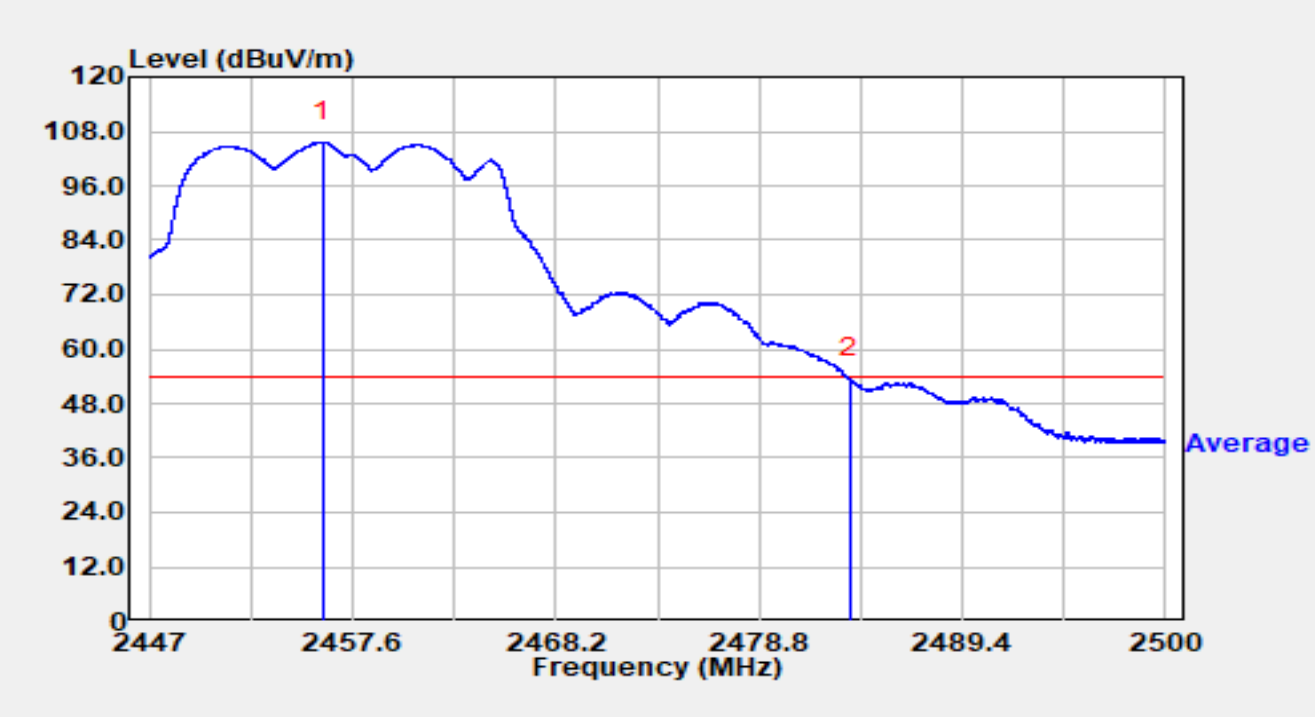

No	Mark	Frequency (MHz)	Reading (dBμV)	C.F (dB/m)	Measurement (dBμV/m)	Margin (dB)	Limit (dBμV/m)	Detector
1		2456.047	75.97	29.70	105.67	N/A	N/A	Average
2	*	2483.500	23.68	29.76	53.45	-0.55	54.00	Average

Notes:

1. " * ", means this data is the worst emission level.

2. C.F (dB/m) = Antenna Factor (dB/m) + Cable Loss (dB).

3. Measurement (dBμV/m) = Reading (dBμV) + C.F (dB/m).

Site	WJ-AC2	Test Date	2025-01-04
Temperature	18.1 °C	Humidity	53.6%
Limit	FCC_Part15_Band Edge(3m)_PK	Test Engineer	Bob Zhang
Factor	DRH18-E 1-18G	Polarity	Horizontal
EUT	ACCESS POINT	Test Voltage	By PoE
Test Mode	Transmit by 802.11g at 2462MHz		

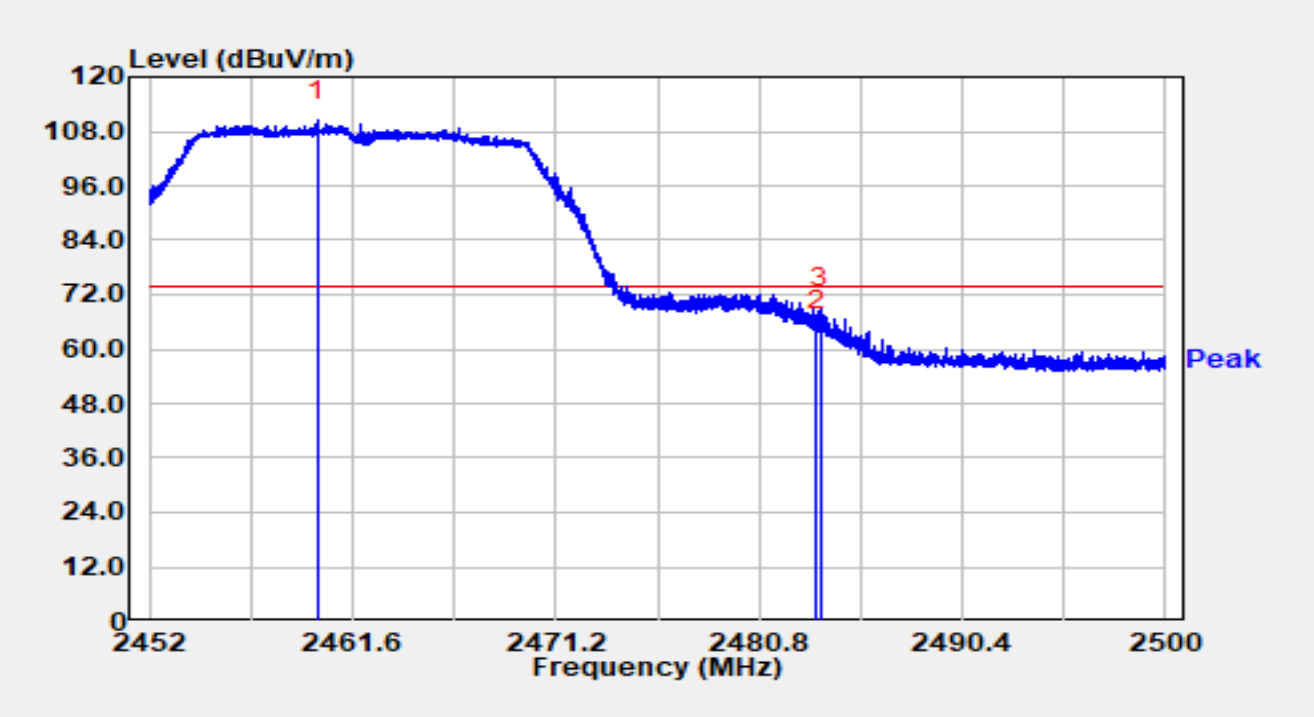

No	Mark	Frequency (MHz)	Reading (dBμV)	C.F (dB/m)	Measurement (dBμV/m)	Margin (dB)	Limit (dBμV/m)	Detector
1		2459.910	80.59	29.71	110.30	N/A	N/A	Peak
2		2483.500	34.42	29.76	64.19	-9.81	74.00	Peak
3	*	2483.680	39.13	29.76	68.89	-5.11	74.00	Peak

Notes:

1. " * ", means this data is the worst emission level.

2. C.F (dB/m) = Antenna Factor (dB/m) + Cable Loss (dB).

3. Measurement (dBμV/m) = Reading (dBμV) + C.F (dB/m).

Site	WJ-AC2	Test Date	2025-01-04
Temperature	18.1 °C	Humidity	53.6%
Limit	FCC_Part15_Band Edge(3m)_AV	Test Engineer	Bob Zhang
Factor	DRH18-E 1-18G	Polarity	Horizontal
EUT	ACCESS POINT	Test Voltage	By PoE
Test Mode	Transmit by 802.11g at 2462MHz		

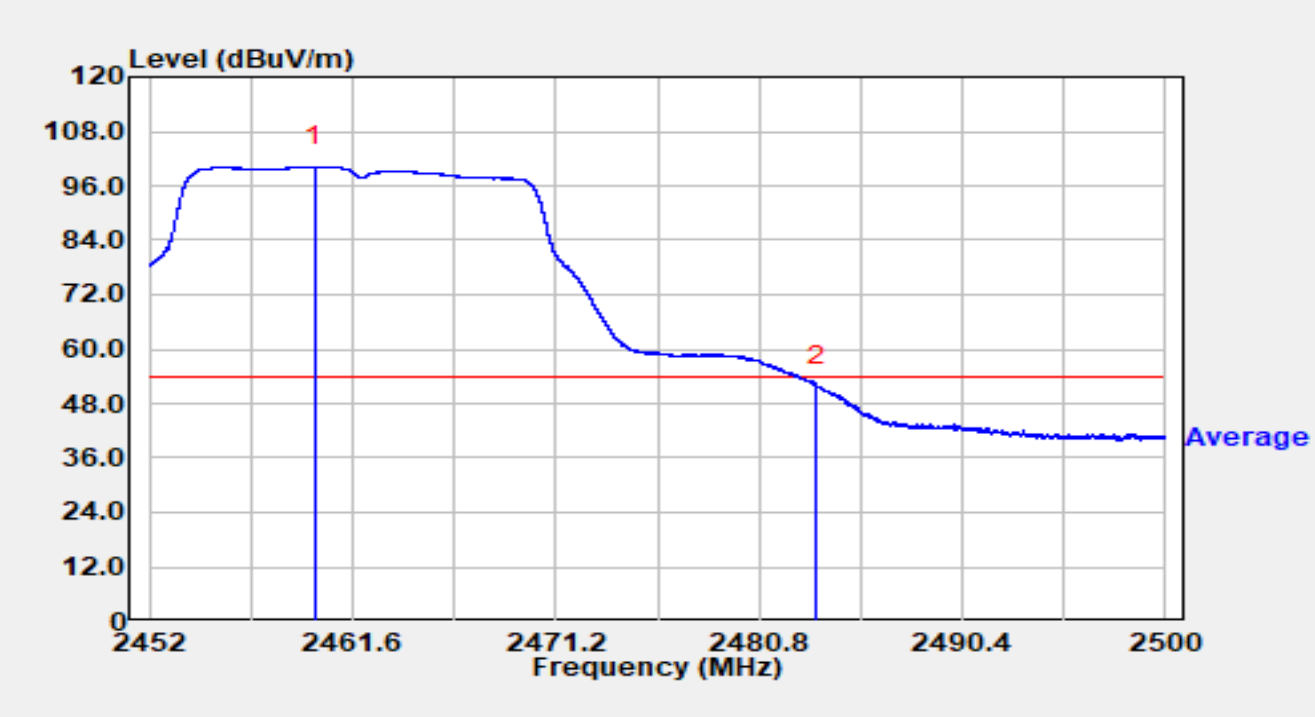

No	Mark	Frequency (MHz)	Reading (dBμV)	C.F (dB/m)	Measurement (dBμV/m)	Margin (dB)	Limit (dBμV/m)	Detector
1		2459.829	70.57	29.71	100.28	N/A	N/A	Average
2	*	2483.500	22.15	29.76	51.92	-2.08	54.00	Average

Notes:

1. " * ", means this data is the worst emission level.
2. C.F (dB/m) = Antenna Factor (dB/m) + Cable Loss (dB).
3. Measurement (dBμV/m) = Reading (dBμV) + C.F (dB/m).

Site	WJ-AC2	Test Date	2025-01-04
Temperature	18.1 °C	Humidity	53.6%
Limit	FCC_Part15_Band Edge(3m)_PK	Test Engineer	Bob Zhang
Factor	DRH18-E 1-18G	Polarity	Vertical
EUT	ACCESS POINT	Test Voltage	By PoE
Test Mode	Transmit by 802.11g at 2462MHz		

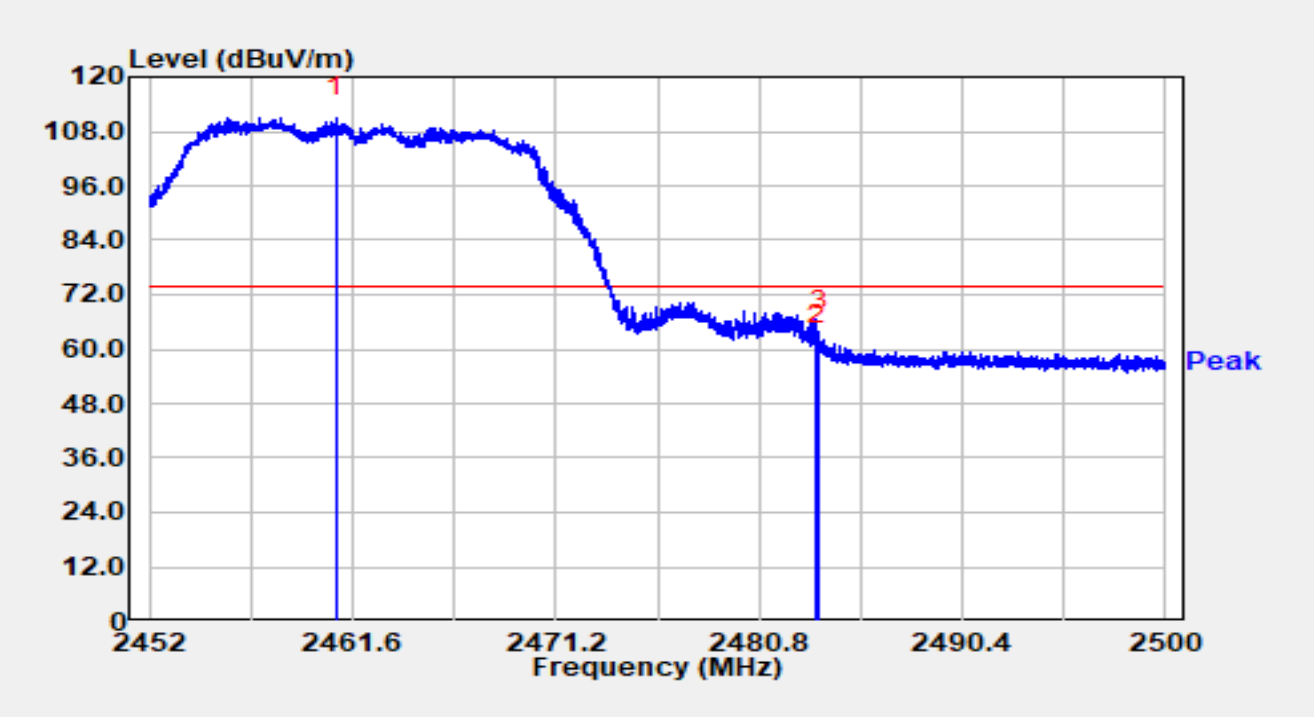

No	Mark	Frequency (MHz)	Reading (dBμV)	C.F (dB/m)	Measurement (dBμV/m)	Margin (dB)	Limit (dBμV/m)	Detector
1		2460.827	81.27	29.71	110.98	N/A	N/A	Peak
2		2483.500	31.32	29.76	61.08	-12.92	74.00	Peak
3	*	2483.613	34.25	29.76	64.01	-9.99	74.00	Peak

Notes:

1. " * ", means this data is the worst emission level.
2. C.F (dB/m) = Antenna Factor (dB/m) + Cable Loss (dB).
3. Measurement (dBμV/m) = Reading (dBμV) + C.F (dB/m).

Site	WJ-AC2	Test Date	2025-01-04
Temperature	18.1 °C	Humidity	53.6%
Limit	FCC_Part15_Band Edge(3m)_AV	Test Engineer	Bob Zhang
Factor	DRH18-E 1-18G	Polarity	Vertical
EUT	ACCESS POINT	Test Voltage	By PoE
Test Mode	Transmit by 802.11g at 2462MHz		

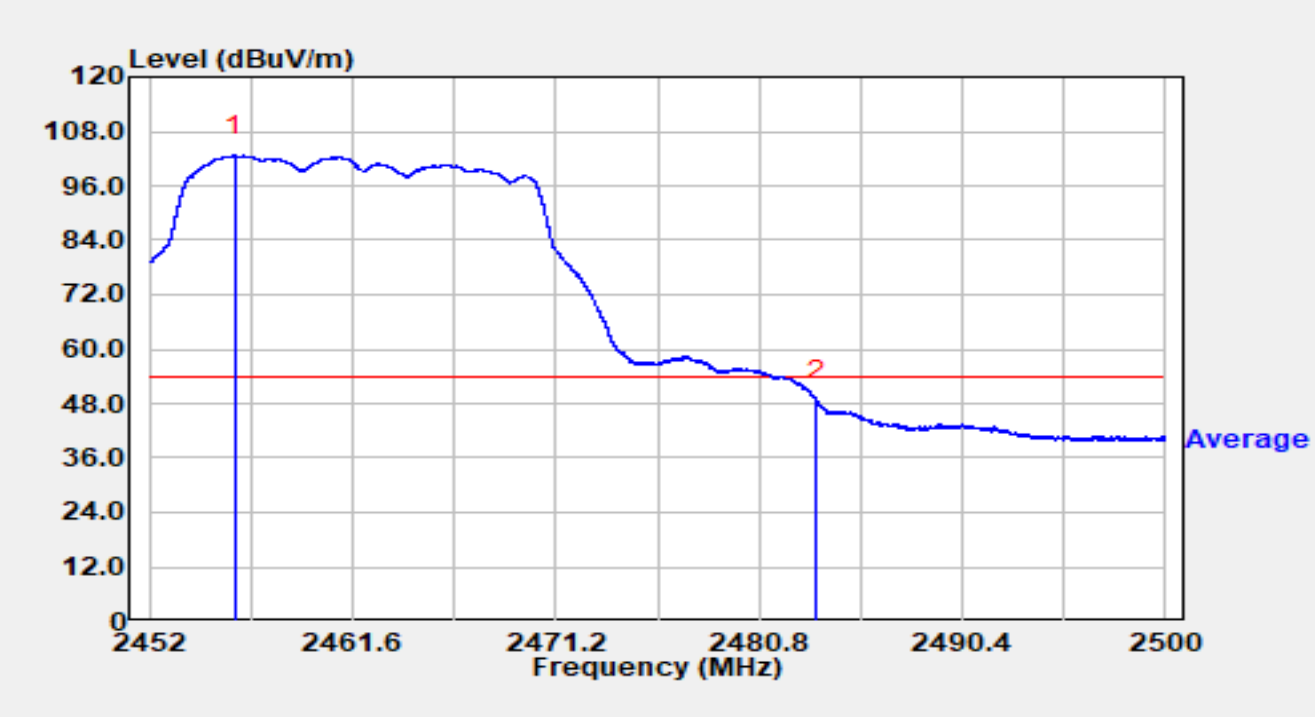

No	Mark	Frequency (MHz)	Reading (dBμV)	C.F (dB/m)	Measurement (dBμV/m)	Margin (dB)	Limit (dBμV/m)	Detector
1		2456.013	72.95	29.70	102.66	N/A	N/A	Average
2	*	2483.500	19.09	29.76	48.85	-5.15	54.00	Average

Notes:

1. " * ", means this data is the worst emission level.

2. C.F (dB/m) = Antenna Factor (dB/m) + Cable Loss (dB).

3. Measurement (dBμV/m) = Reading (dBμV) + C.F (dB/m).

Site	WJ-AC2	Test Date	2025-01-05
Temperature	16.4 °C	Humidity	44.3%
Limit	FCC_Part15_Band Edge(3m)_PK	Test Engineer	Carl Jiang
Factor	DRH18-E_07105	Polarity	Horizontal
EUT	ACCESS POINT	Test Voltage	By PoE
Test Mode	Transmit by 802.11n-HT20 at 2412MHz		

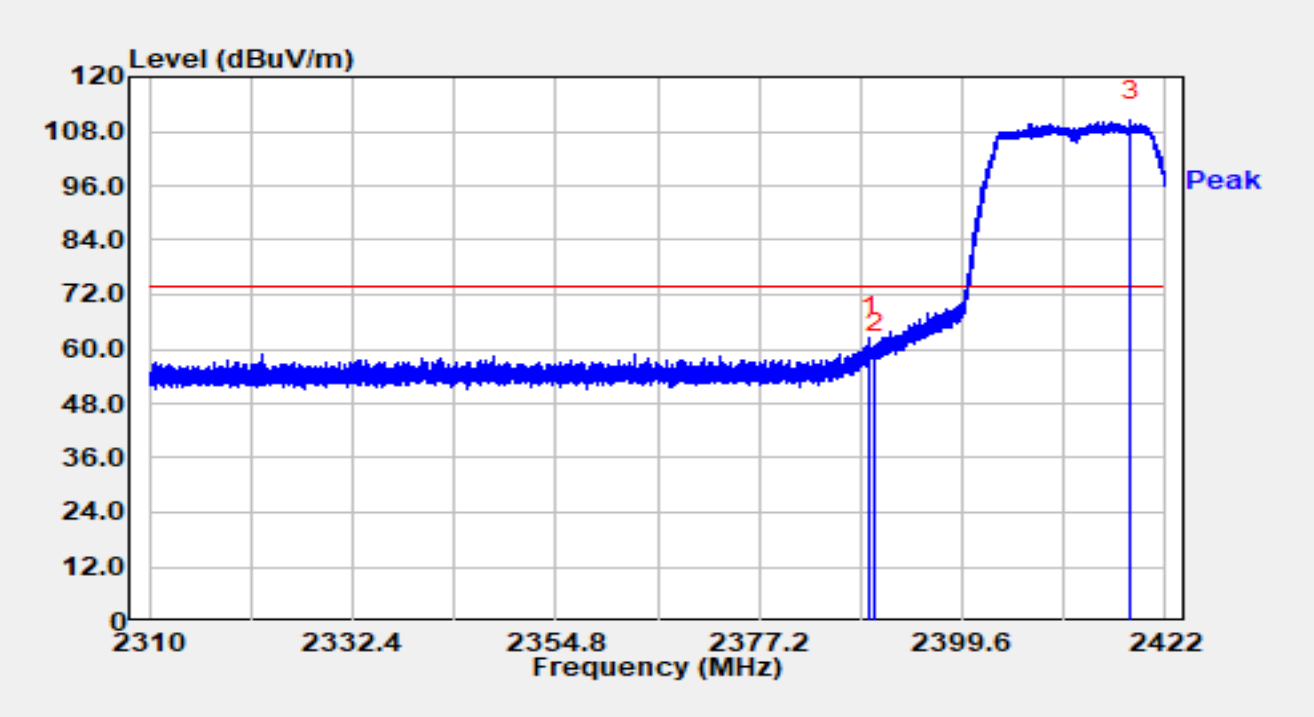

No	Mark	Frequency (MHz)	Reading (dBμV)	C.F (dB/m)	Measurement (dBμV/m)	Margin (dB)	Limit (dBμV/m)	Detector
1	*	2389.430	33.10	29.59	62.69	-11.31	74.00	Peak
2		2390.000	29.68	29.59	59.27	-14.73	74.00	Peak
3		2418.114	80.65	29.63	110.28	N/A	N/A	Peak

Notes:

1. " * ", means this data is the worst emission level.
2. C.F (dB/m) = Antenna Factor (dB/m) + Cable Loss (dB).
3. Measurement (dBμV/m) = Reading (dBμV) + C.F (dB/m).

Site	WJ-AC2	Test Date	2025-01-05
Temperature	16.4 °C	Humidity	44.3%
Limit	FCC_Part15_Band Edge(3m)_AV	Test Engineer	Carl Jiang
Factor	DRH18-E_07105	Polarity	Horizontal
EUT	ACCESS POINT	Test Voltage	By PoE
Test Mode	Transmit by 802.11n-HT20 at 2412MHz		

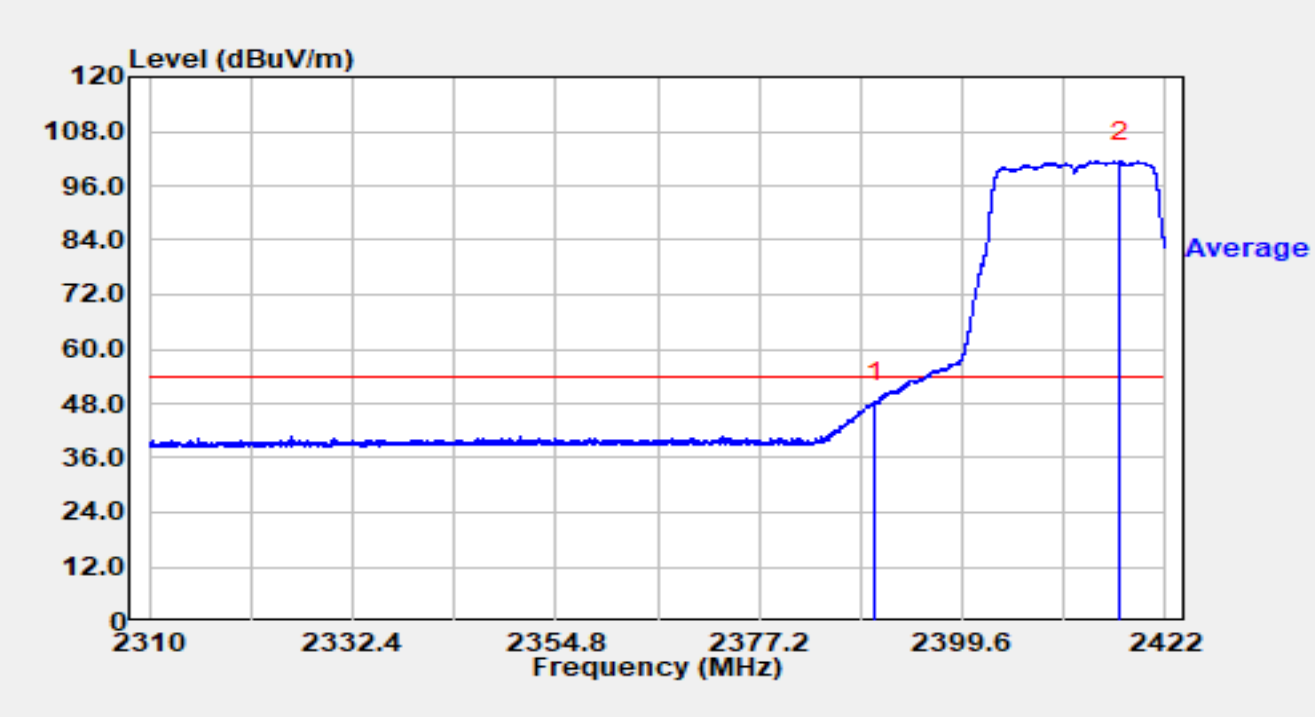

No	Mark	Frequency (MHz)	Reading (dBμV)	C.F (dB/m)	Measurement (dBμV/m)	Margin (dB)	Limit (dBμV/m)	Detector
1	*	2390.000	18.43	29.59	48.02	-5.98	54.00	Average
2		2416.971	71.70	29.63	101.33	N/A	N/A	Average

Notes:

1. " * ", means this data is the worst emission level.

2. C.F (dB/m) = Antenna Factor (dB/m) + Cable Loss (dB).

3. Measurement (dBμV/m) = Reading (dBμV) + C.F (dB/m).

Site	WJ-AC2	Test Date	2025-01-05
Temperature	16.4 °C	Humidity	44.3%
Limit	FCC_Part15_Band Edge(3m)_PK	Test Engineer	Carl Jiang
Factor	DRH18-E_07105	Polarity	Vertical
EUT	ACCESS POINT	Test Voltage	By PoE
Test Mode	Transmit by 802.11n-HT20 at 2412MHz		

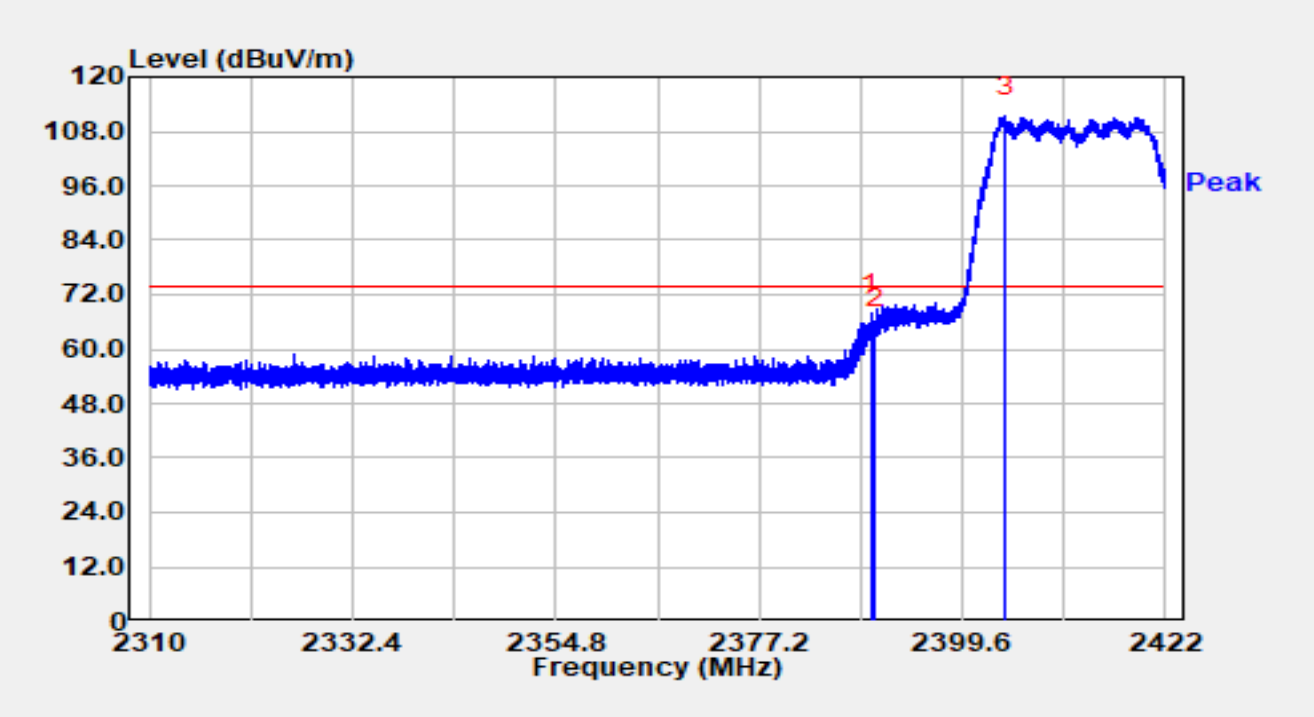

No	Mark	Frequency (MHz)	Reading (dBμV)	C.F (dB/m)	Measurement (dBμV/m)	Margin (dB)	Limit (dBμV/m)	Detector
1	*	2389.531	38.11	29.59	67.70	-6.30	74.00	Peak
2		2390.000	34.75	29.59	64.34	-9.66	74.00	Peak
3		2404.394	81.54	29.64	111.18	N/A	N/A	Peak

Notes:

1. " * ", means this data is the worst emission level.
2. C.F (dB/m) = Antenna Factor (dB/m) + Cable Loss (dB).
3. Measurement (dBμV/m) = Reading (dBμV) + C.F (dB/m).

Site	WJ-AC2	Test Date	2025-01-05
Temperature	16.4°C	Humidity	44.3%
Limit	FCC_Part15_Band Edge(3m)_AV	Test Engineer	Carl Jiang
Factor	DRH18-E_07105	Polarity	Vertical
EUT	ACCESS POINT	Test Voltage	By PoE
Test Mode	Transmit by 802.11n-HT20 at 2412MHz		

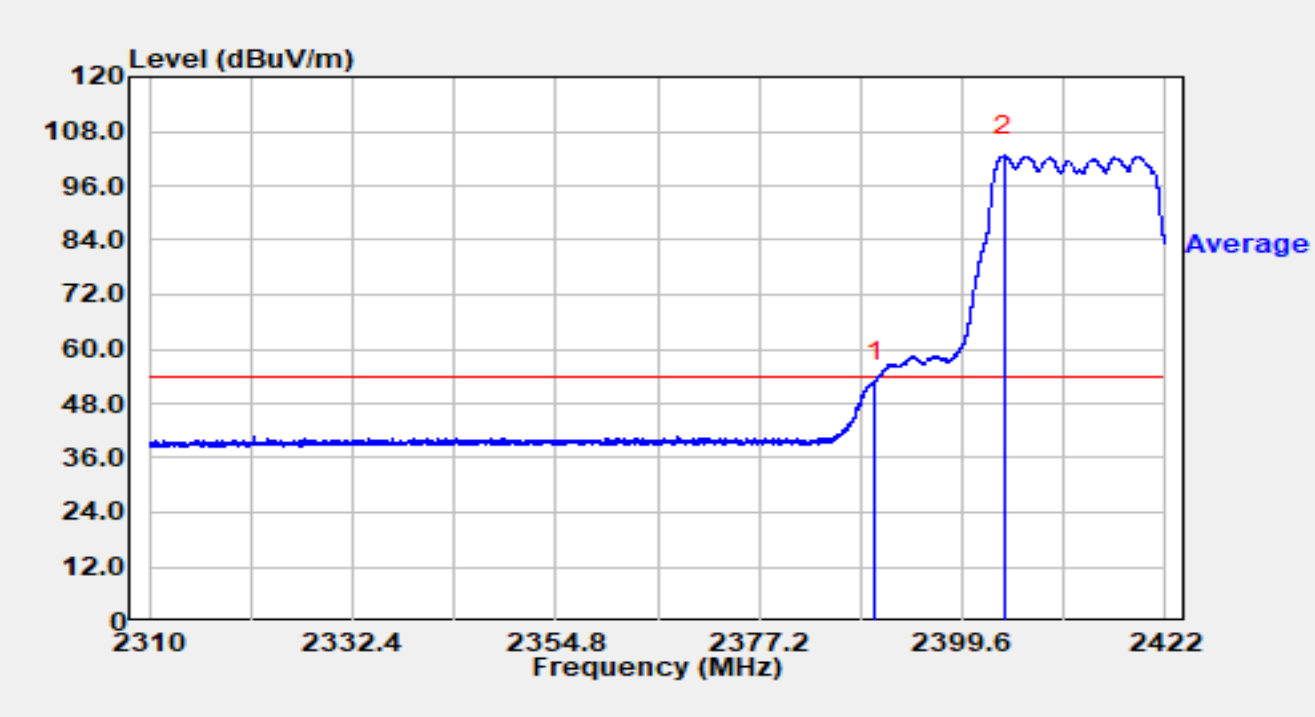

No	Mark	Frequency (MHz)	Reading (dBμV)	C.F (dB/m)	Measurement (dBμV/m)	Margin (dB)	Limit (dBμV/m)	Detector
1	*	2390.000	23.21	29.59	52.81	-1.19	54.00	Average
2		2404.259	72.96	29.64	102.59	N/A	N/A	Average

Notes:

1. " * ", means this data is the worst emission level.
2. C.F (dB/m) = Antenna Factor (dB/m) + Cable Loss (dB).
3. Measurement (dBμV/m) = Reading (dBμV) + C.F (dB/m).

Site	WJ-AC2	Test Date	2025-01-05
Temperature	16.4 °C	Humidity	44.3%
Limit	FCC_Part15_Band Edge(3m)_PK	Test Engineer	Carl Jiang
Factor	DRH18-E_07105	Polarity	Horizontal
EUT	ACCESS POINT	Test Voltage	By PoE
Test Mode	Transmit by 802.11n-HT20 at 2437MHz		

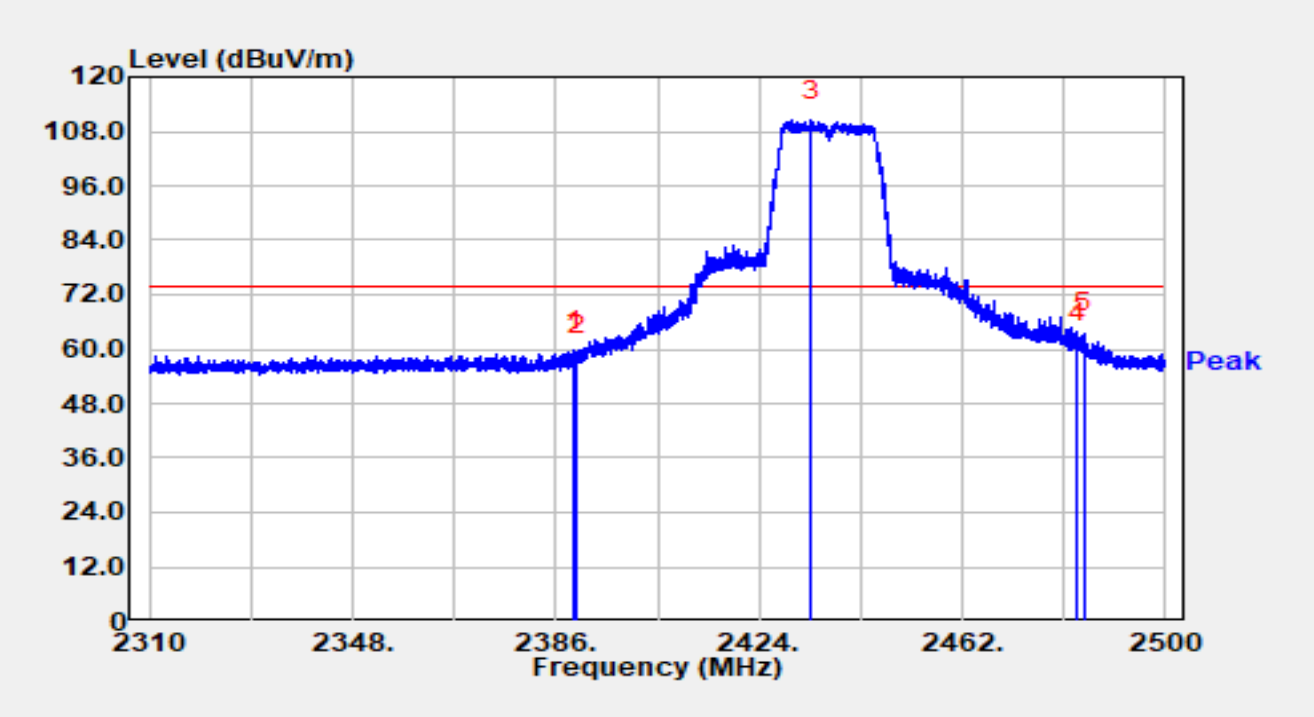

No	Mark	Frequency (MHz)	Reading (dBμV)	C.F (dB/m)	Measurement (dBμV/m)	Margin (dB)	Limit (dBμV/m)	Detector
1		2389.477	29.97	29.59	59.56	-14.44	74.00	Peak
2		2390.000	29.08	29.59	58.67	-15.33	74.00	Peak
3		2433.690	80.63	29.67	110.30	N/A	N/A	Peak
4		2483.500	31.39	29.76	61.16	-12.84	74.00	Peak
5	*	2484.724	33.82	29.77	63.59	-10.41	74.00	Peak

Notes:

1. " * ", means this data is the worst emission level.
2. C.F (dB/m) = Antenna Factor (dB/m) + Cable Loss (dB).
3. Measurement (dBμV/m) = Reading (dBμV) + C.F (dB/m).

Site	WJ-AC2	Test Date	2025-01-05
Temperature	16.4 °C	Humidity	44.3%
Limit	FCC_Part15_Band Edge(3m)_AV	Test Engineer	Carl Jiang
Factor	DRH18-E_07105	Polarity	Horizontal
EUT	ACCESS POINT	Test Voltage	By PoE
Test Mode	Transmit by 802.11n-HT20 at 2437MHz		

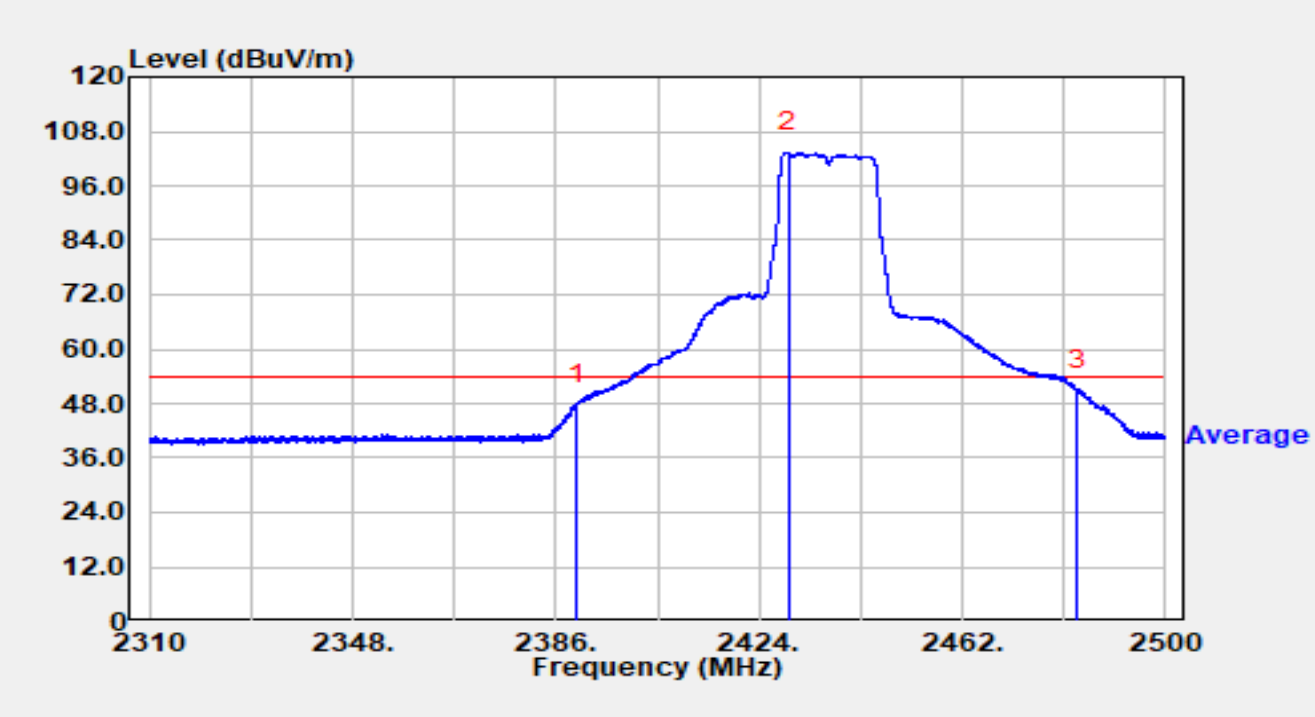

No	Mark	Frequency (MHz)	Reading (dBμV)	C.F (dB/m)	Measurement (dBμV/m)	Margin (dB)	Limit (dBμV/m)	Detector
1		2390.000	18.28	29.59	47.87	-6.13	54.00	Average
2		2429.415	73.75	29.65	103.40	N/A	N/A	Average
3	*	2483.500	21.31	29.76	51.07	-2.93	54.00	Average

Notes:

1. " * ", means this data is the worst emission level.
2. C.F (dB/m) = Antenna Factor (dB/m) + Cable Loss (dB).
3. Measurement (dBμV/m) = Reading (dBμV) + C.F (dB/m).

Site	WJ-AC2	Test Date	2025-01-05
Temperature	16.4 °C	Humidity	44.3%
Limit	FCC_Part15_Band Edge(3m)_PK	Test Engineer	Carl Jiang
Factor	DRH18-E_07105	Polarity	Vertical
EUT	ACCESS POINT	Test Voltage	By PoE
Test Mode	Transmit by 802.11n-HT20 at 2437MHz		

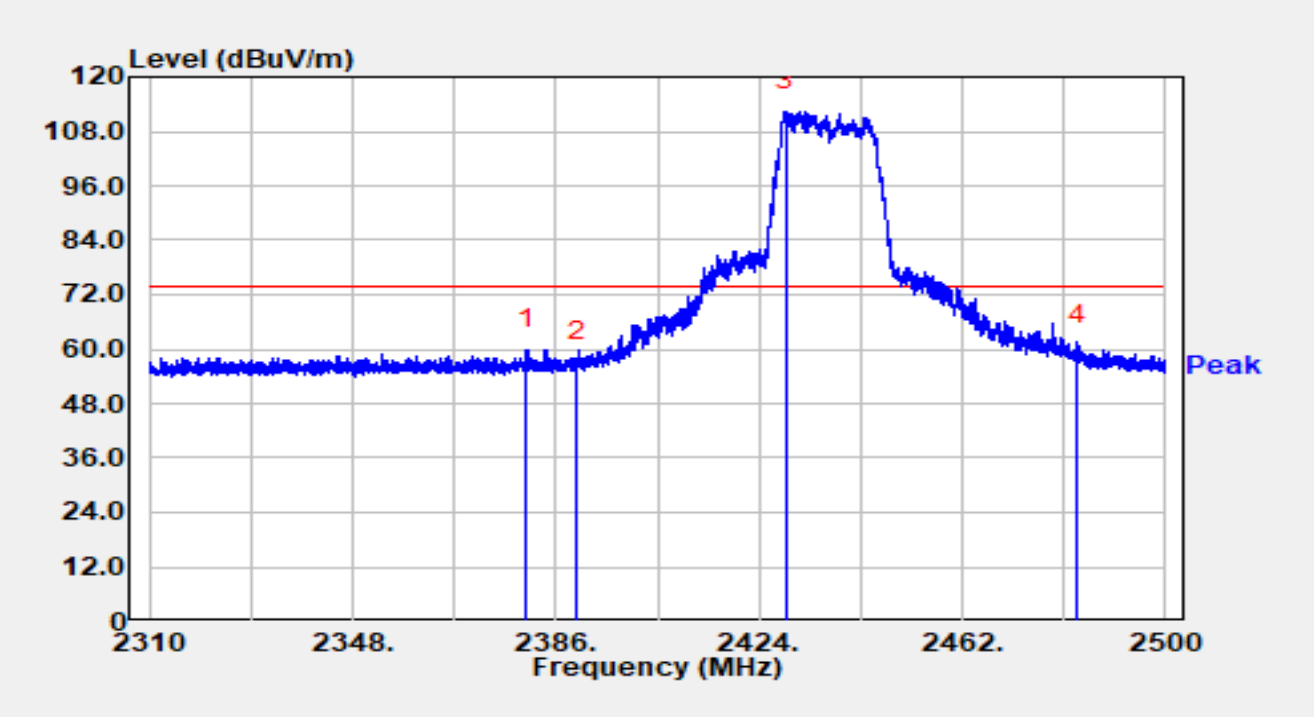

No	Mark	Frequency (MHz)	Reading (dBμV)	C.F (dB/m)	Measurement (dBμV/m)	Margin (dB)	Limit (dBμV/m)	Detector
1		2380.604	30.42	29.57	59.98	-14.02	74.00	Peak
2		2390.000	27.52	29.59	57.11	-16.89	74.00	Peak
3		2428.921	82.70	29.65	112.35	N/A	N/A	Peak
4	*	2483.500	31.35	29.76	61.11	-12.89	74.00	Peak

Notes:

1. " * ", means this data is the worst emission level.

2. C.F (dB/m) = Antenna Factor (dB/m) + Cable Loss (dB).

3. Measurement (dBμV/m) = Reading (dBμV) + C.F (dB/m).

Site	WJ-AC2	Test Date	2025-01-05
Temperature	16.4°C	Humidity	44.3%
Limit	FCC_Part15_Band Edge(3m)_AV	Test Engineer	Carl Jiang
Factor	DRH18-E_07105	Polarity	Vertical
EUT	ACCESS POINT	Test Voltage	By PoE
Test Mode	Transmit by 802.11n-HT20 at 2437MHz		

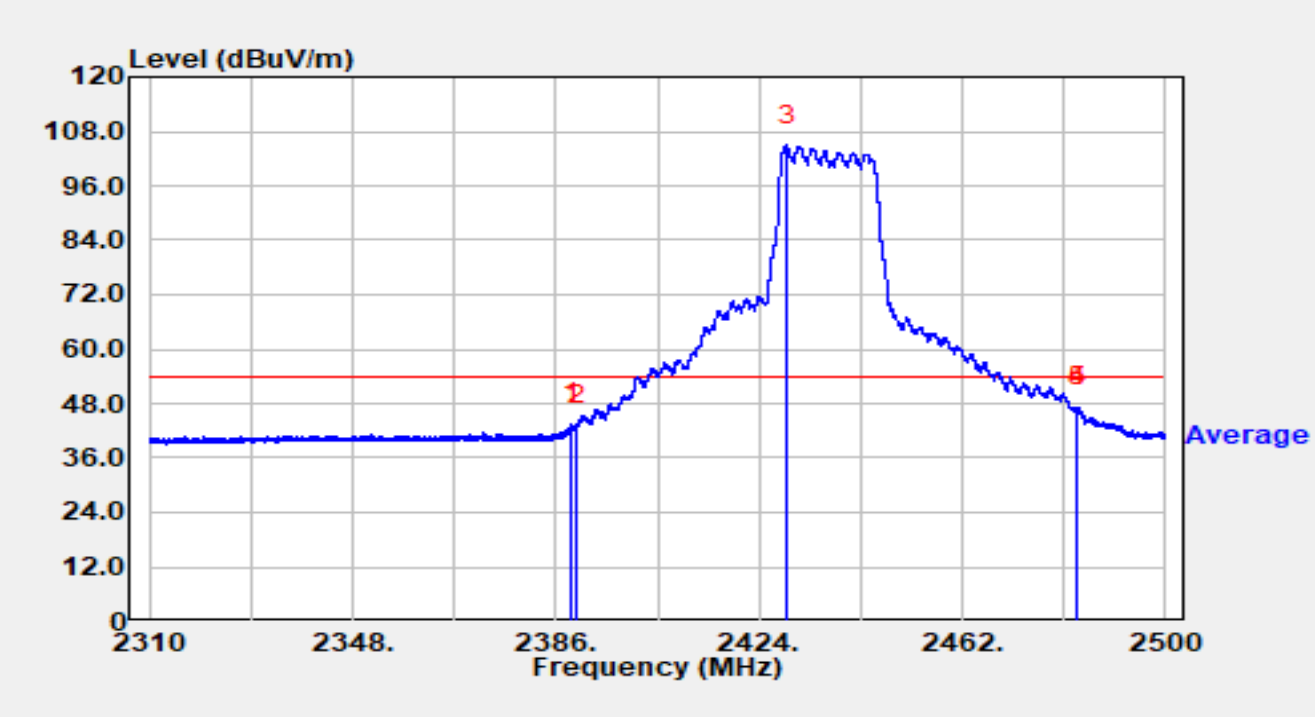

No	Mark	Frequency (MHz)	Reading (dBμV)	C.F (dB/m)	Measurement (dBμV/m)	Margin (dB)	Limit (dBμV/m)	Detector
1		2389.021	13.90	29.59	43.49	-10.51	54.00	Average
2		2390.000	13.44	29.59	43.04	-10.96	54.00	Average
3		2429.149	75.18	29.65	104.83	N/A	N/A	Average
4		2483.500	17.34	29.76	47.11	-6.89	54.00	Average
5	*	2483.565	17.46	29.76	47.23	-6.77	54.00	Average

Notes:

1. " * ", means this data is the worst emission level.
2. C.F (dB/m) = Antenna Factor (dB/m) + Cable Loss (dB).
3. Measurement (dBμV/m) = Reading (dBμV) + C.F (dB/m).

Site	WJ-AC2	Test Date	2025-01-07
Temperature	18.4 °C	Humidity	33.4%
Limit	FCC_Part15_Band Edge(3m)_PK	Test Engineer	Bob Zhang
Factor	DRH18-E_07105	Polarity	Horizontal
EUT	ACCESS POINT	Test Voltage	By PoE
Test Mode	Transmit by 802.11n-HT20 at 2457MHz		

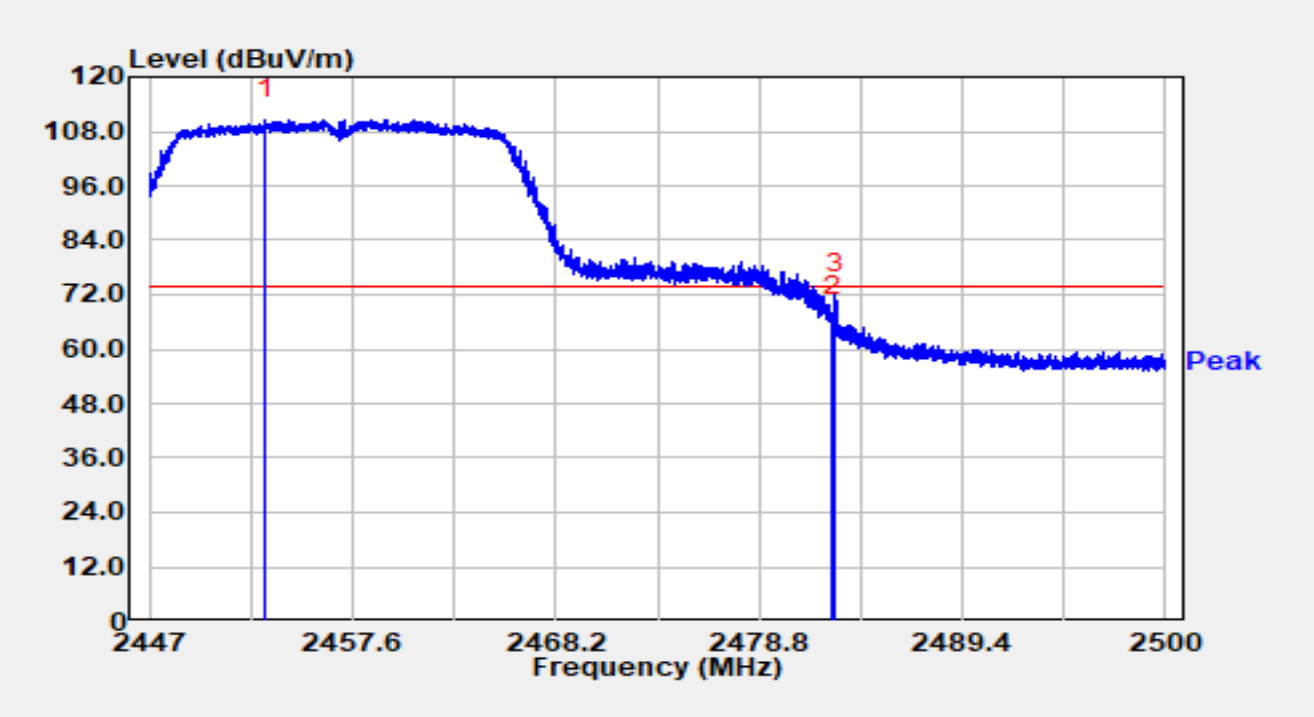

No	Mark	Frequency (MHz)	Reading (dBμV)	C.F (dB/m)	Measurement (dBμV/m)	Margin (dB)	Limit (dBμV/m)	Detector
1		2453.063	80.88	29.70	110.58	N/A	N/A	Peak
2		2482.648	37.42	29.76	67.18	-6.82	74.00	Peak
3	*	2482.796	42.32	29.76	72.08	-1.92	74.00	Peak

Notes:

1. " * ", means this data is the worst emission level.

2. C.F (dB/m) = Antenna Factor (dB/m) + Cable Loss (dB).

3. Measurement (dBμV/m) = Reading (dBμV) + C.F (dB/m).

Site	WJ-AC2	Test Date	2025-01-07
Temperature	18.4 °C	Humidity	33.4%
Limit	FCC_Part15_Band Edge(3m)_AV	Test Engineer	Bob Zhang
Factor	DRH18-E_07105	Polarity	Horizontal
EUT	ACCESS POINT	Test Voltage	By PoE
Test Mode	Transmit by 802.11n-HT20 at 2457MHz		

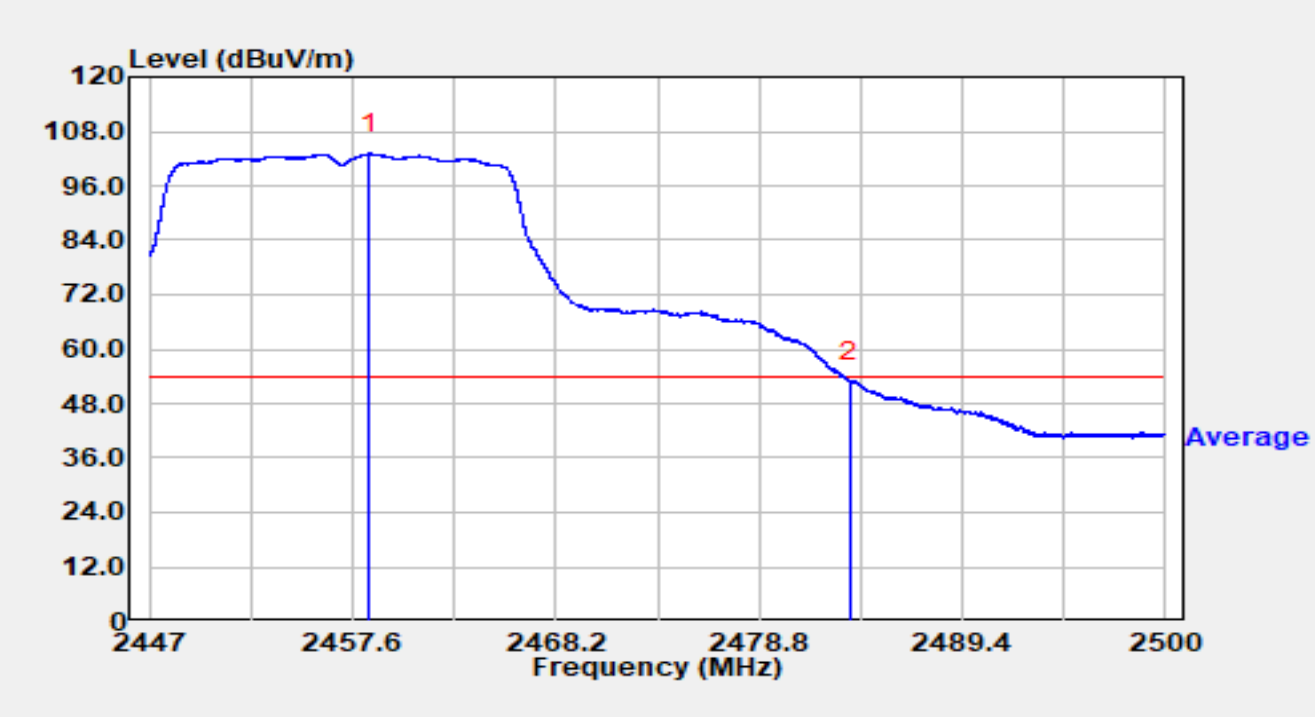

No	Mark	Frequency (MHz)	Reading (dBμV)	C.F (dB/m)	Measurement (dBμV/m)	Margin (dB)	Limit (dBμV/m)	Detector
1		2458.464	73.35	29.71	103.06	N/A	N/A	Average
2	*	2483.500	23.14	29.76	52.91	-1.09	54.00	Average

Notes:

1. " * ", means this data is the worst emission level.

2. C.F (dB/m) = Antenna Factor (dB/m) + Cable Loss (dB).

3. Measurement (dBμV/m) = Reading (dBμV) + C.F (dB/m).

Site	WJ-AC2	Test Date	2025-01-07
Temperature	18.4 °C	Humidity	33.4%
Limit	FCC_Part15_Band Edge(3m)_PK	Test Engineer	Bob Zhang
Factor	DRH18-E_07105	Polarity	Vertical
EUT	ACCESS POINT	Test Voltage	By PoE
Test Mode	Transmit by 802.11n-HT20 at 2457MHz		

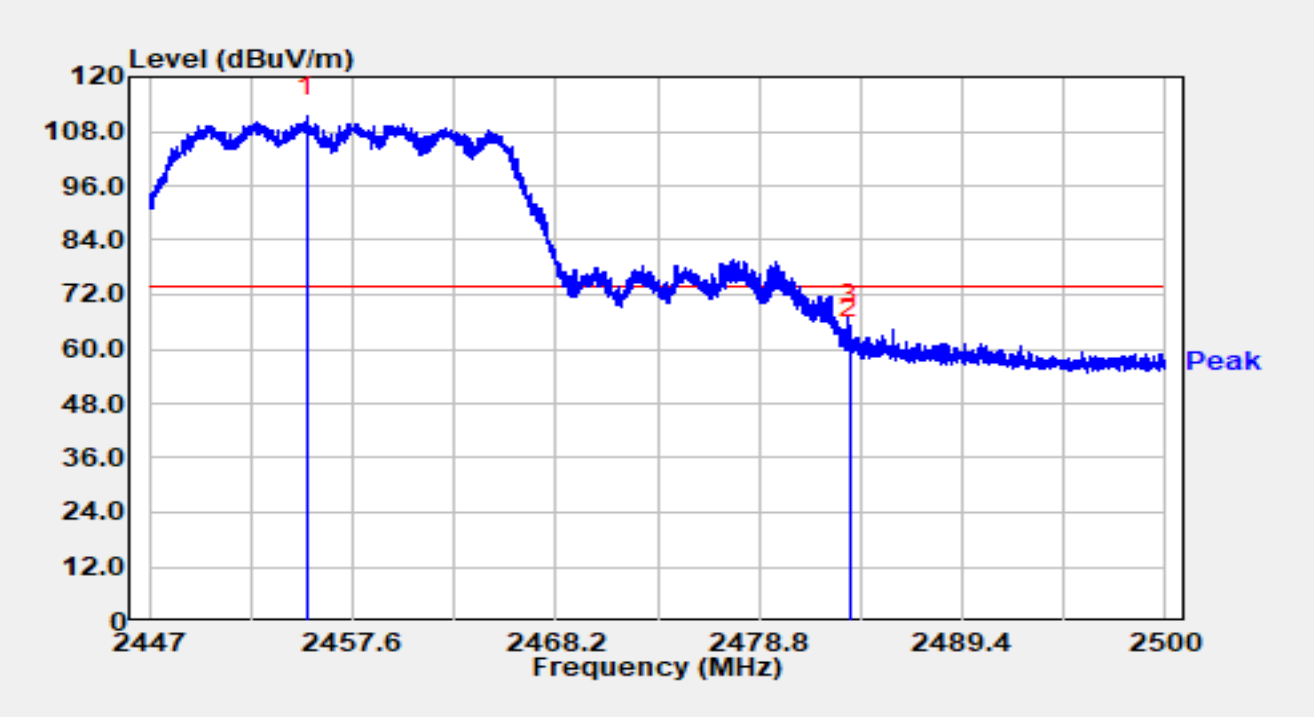

No	Mark	Frequency (MHz)	Reading (dBμV)	C.F (dB/m)	Measurement (dBμV/m)	Margin (dB)	Limit (dBμV/m)	Detector
1		2455.236	81.61	29.70	111.31	N/A	N/A	Peak
2		2483.500	32.68	29.76	62.45	-11.55	74.00	Peak
3	*	2483.554	35.64	29.76	65.41	-8.59	74.00	Peak

Notes:

1. " * ", means this data is the worst emission level.
2. C.F (dB/m) = Antenna Factor (dB/m) + Cable Loss (dB).
3. Measurement (dBμV/m) = Reading (dBμV) + C.F (dB/m).

Site	WJ-AC2	Test Date	2025-01-07
Temperature	18.4°C	Humidity	33.4%
Limit	FCC_Part15_Band Edge(3m)_AV	Test Engineer	Bob Zhang
Factor	DRH18-E_07105	Polarity	Vertical
EUT	ACCESS POINT	Test Voltage	By PoE
Test Mode	Transmit by 802.11n-HT20 at 2457MHz		

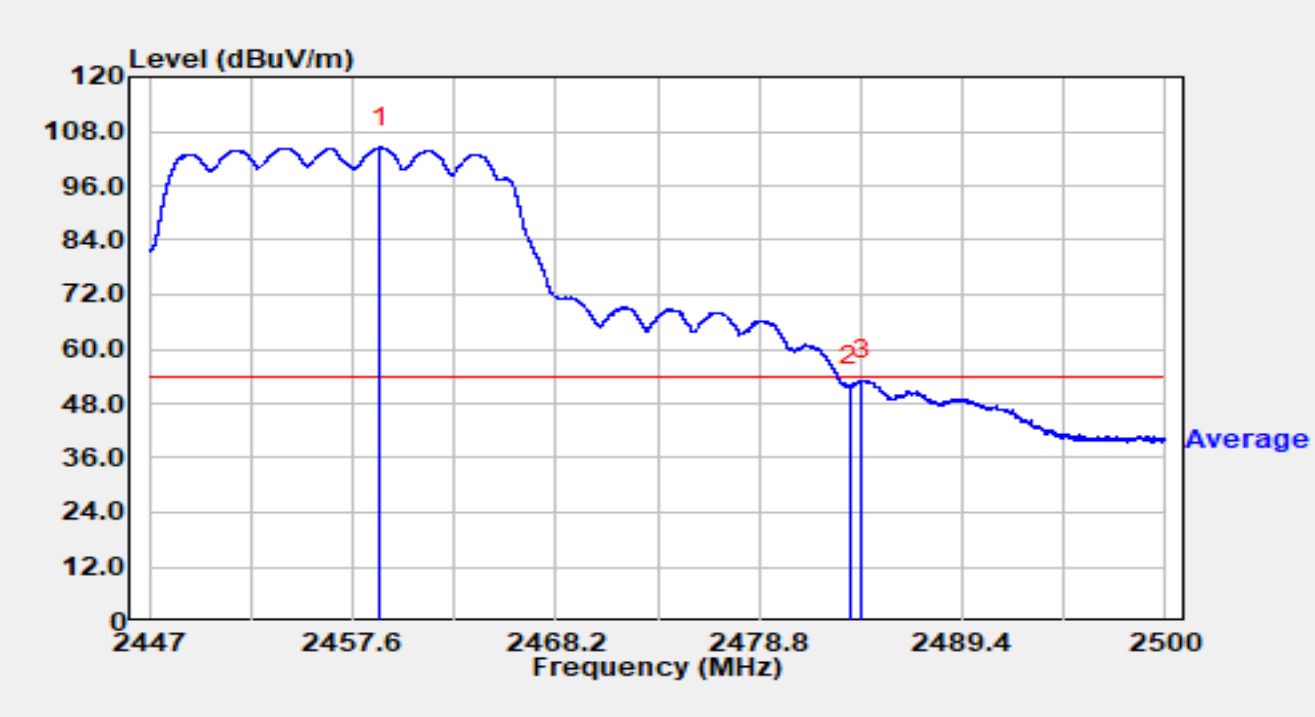

No	Mark	Frequency (MHz)	Reading (dBμV)	C.F (dB/m)	Measurement (dBμV/m)	Margin (dB)	Limit (dBμV/m)	Detector
1		2459.036	74.72	29.71	104.42	N/A	N/A	Average
2		2483.500	22.09	29.76	51.86	-2.14	54.00	Average
3	*	2484.179	23.24	29.77	53.01	-0.99	54.00	Average

Notes:

1. " * ", means this data is the worst emission level.

2. C.F (dB/m) = Antenna Factor (dB/m) + Cable Loss (dB).

3. Measurement (dBμV/m) = Reading (dBμV) + C.F (dB/m).

Site	WJ-AC2	Test Date	2025-01-04
Temperature	18.1 °C	Humidity	53.6%
Limit	FCC_Part15_Band Edge(3m)_PK	Test Engineer	Bob Zhang
Factor	DRH18-E_07105	Polarity	Horizontal
EUT	ACCESS POINT	Test Voltage	By PoE
Test Mode	Transmit by 802.11n-HT20 at 2462MHz		

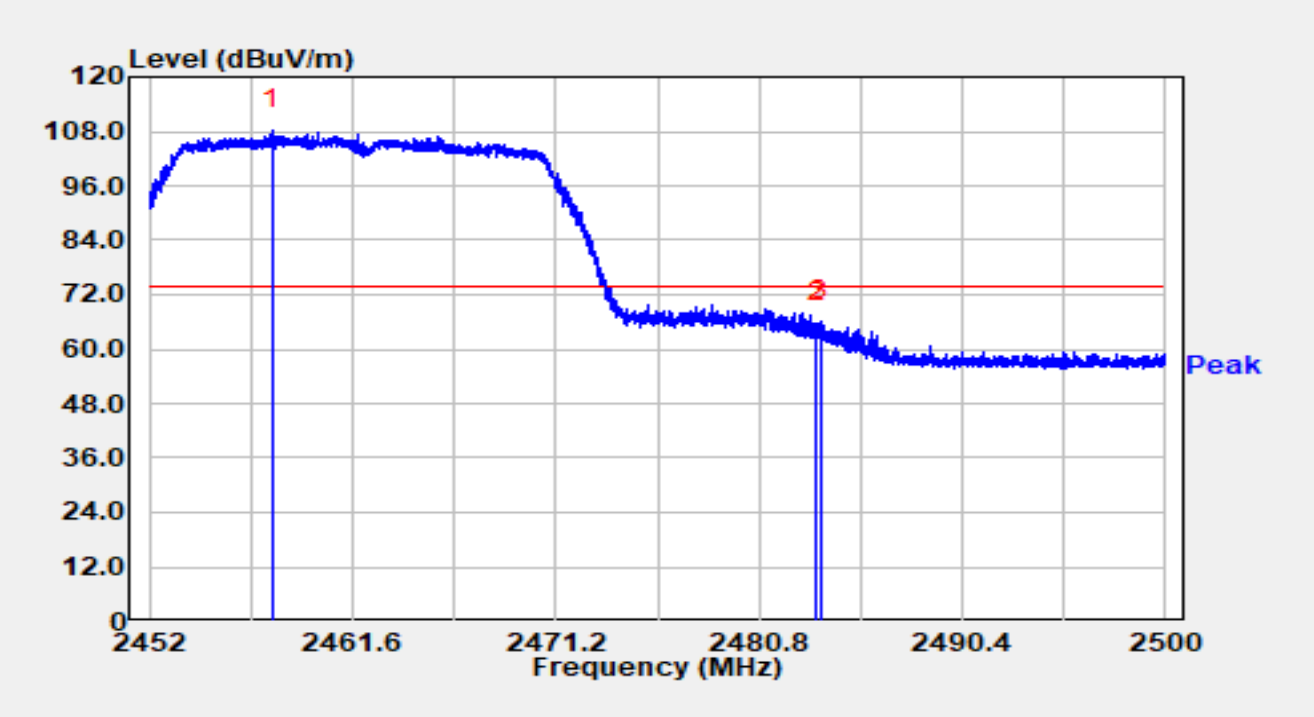

No	Mark	Frequency (MHz)	Reading (dBμV)	C.F (dB/m)	Measurement (dBμV/m)	Margin (dB)	Limit (dBμV/m)	Detector
1		2457.779	78.58	29.70	108.28	N/A	N/A	Peak
2		2483.500	35.94	29.76	65.71	-8.29	74.00	Peak
3	*	2483.685	36.51	29.76	66.27	-7.73	74.00	Peak

Notes:

1. " * ", means this data is the worst emission level.

2. C.F (dB/m) = Antenna Factor (dB/m) + Cable Loss (dB).

3. Measurement (dBμV/m) = Reading (dBμV) + C.F (dB/m).

Site	WJ-AC2	Test Date	2025-01-04
Temperature	18.1 °C	Humidity	53.6%
Limit	FCC_Part15_Band Edge(3m)_AV	Test Engineer	Bob Zhang
Factor	DRH18-E_07105	Polarity	Horizontal
EUT	ACCESS POINT	Test Voltage	By PoE
Test Mode	Transmit by 802.11n-HT20 at 2462MHz		

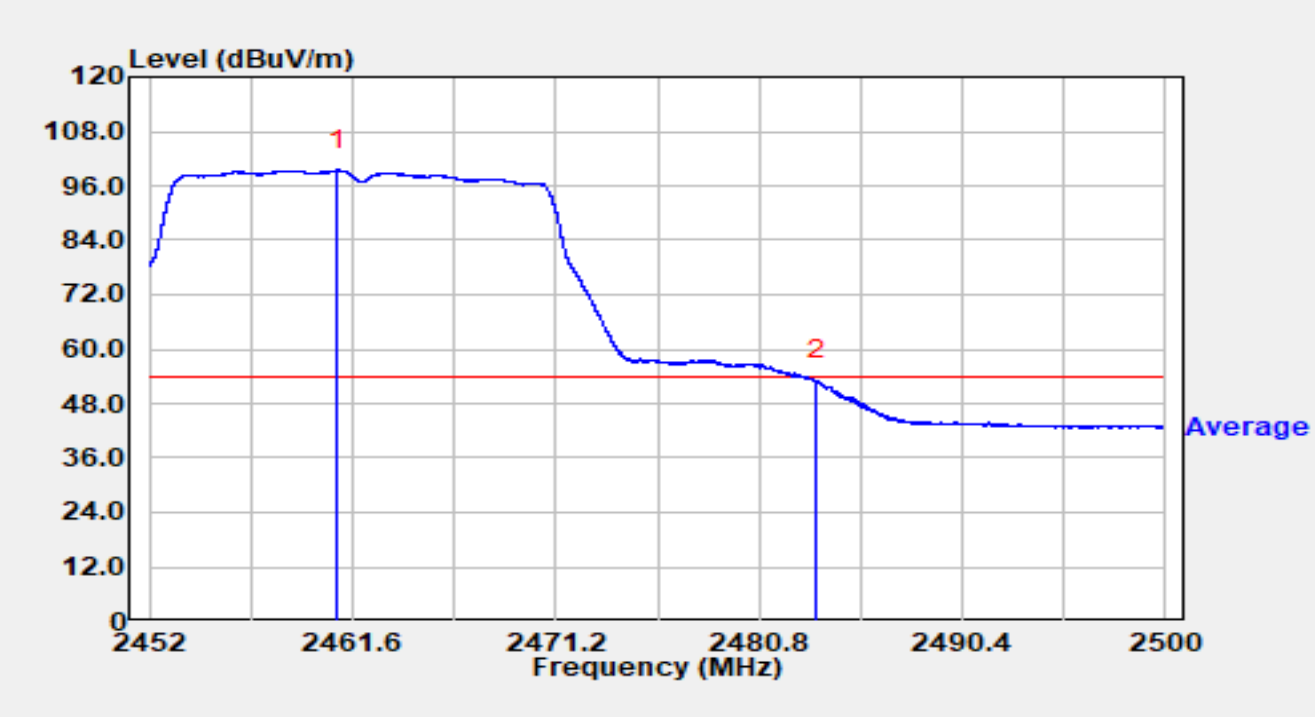

No	Mark	Frequency (MHz)	Reading (dBμV)	C.F (dB/m)	Measurement (dBμV/m)	Margin (dB)	Limit (dBμV/m)	Detector
1		2460.856	69.78	29.71	99.49	N/A	N/A	Average
2	*	2483.500	23.22	29.76	52.98	-1.02	54.00	Average

Notes:

1. " * ", means this data is the worst emission level.

2. C.F (dB/m) = Antenna Factor (dB/m) + Cable Loss (dB).

3. Measurement (dBμV/m) = Reading (dBμV) + C.F (dB/m).

Site	WJ-AC2	Test Date	2025-01-04
Temperature	18.1 °C	Humidity	53.6%
Limit	FCC_Part15_Band Edge(3m)_PK	Test Engineer	Bob Zhang
Factor	DRH18-E_07105	Polarity	Vertical
EUT	ACCESS POINT	Test Voltage	By PoE
Test Mode	Transmit by 802.11n-HT20 at 2462MHz		

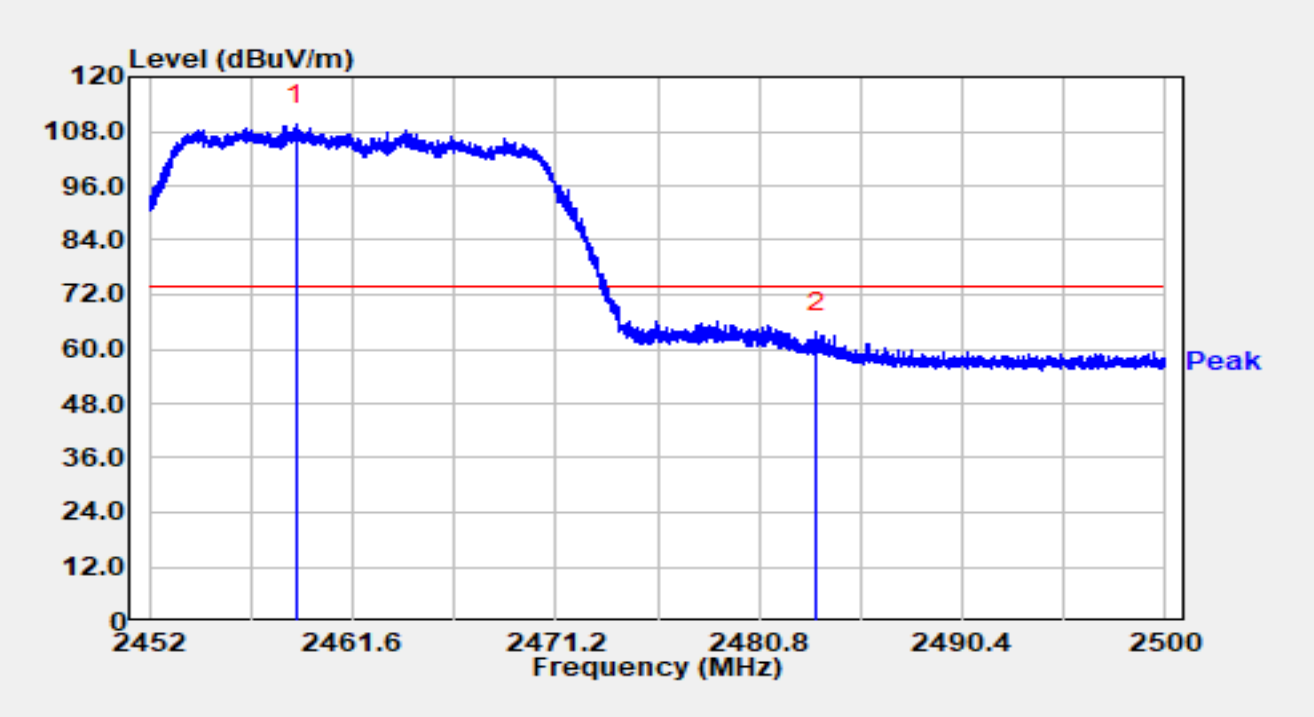

No	Mark	Frequency (MHz)	Reading (dBμV)	C.F (dB/m)	Measurement (dBμV/m)	Margin (dB)	Limit (dBμV/m)	Detector
1		2458.912	79.69	29.71	109.39	N/A	N/A	Peak
2	*	2483.500	33.89	29.76	63.66	-10.34	74.00	Peak

Notes:

1. " * ", means this data is the worst emission level.

2. C.F (dB/m) = Antenna Factor (dB/m) + Cable Loss (dB).

3. Measurement (dBμV/m) = Reading (dBμV) + C.F (dB/m).

Site	WJ-AC2	Test Date	2025-01-04
Temperature	18.1 °C	Humidity	53.6%
Limit	FCC_Part15_Band Edge(3m)_AV	Test Engineer	Bob Zhang
Factor	DRH18-E_07105	Polarity	Vertical
EUT	ACCESS POINT	Test Voltage	By PoE
Test Mode	Transmit by 802.11n-HT20 at 2462MHz		

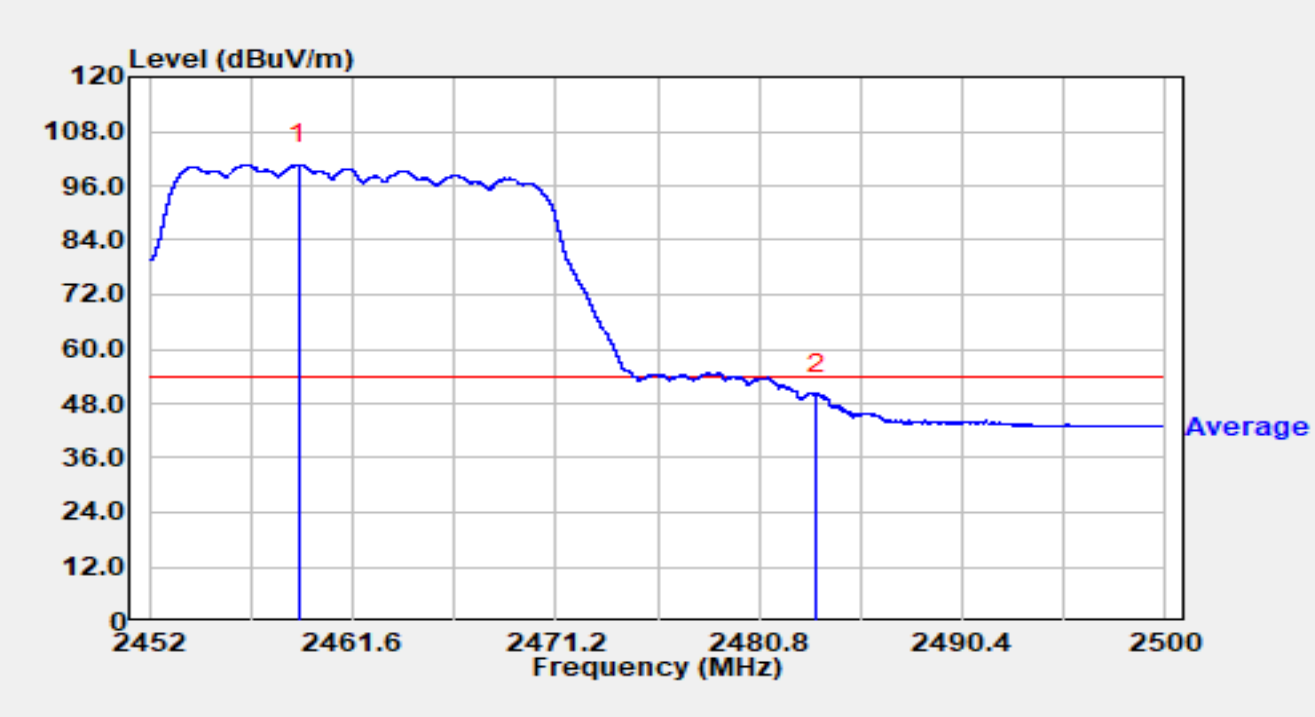

No	Mark	Frequency (MHz)	Reading (dBμV)	C.F (dB/m)	Measurement (dBμV/m)	Margin (dB)	Limit (dBμV/m)	Detector
1		2459.061	70.92	29.71	100.62	N/A	N/A	Average
2	*	2483.500	20.13	29.76	49.90	-4.10	54.00	Average

Notes:

1. " * ", means this data is the worst emission level.

2. C.F (dB/m) = Antenna Factor (dB/m) + Cable Loss (dB).

3. Measurement (dBμV/m) = Reading (dBμV) + C.F (dB/m).

Site	WJ-AC2	Test Date	2025-01-05
Temperature	16.4 °C	Humidity	44.3%
Limit	FCC_Part15_Band Edge(3m)_PK	Test Engineer	Carl Jiang
Factor	DRH18-E_07105	Polarity	Horizontal
EUT	ACCESS POINT	Test Voltage	By PoE
Test Mode	Transmit by 802.11ax-HE20 at 2412MHz		

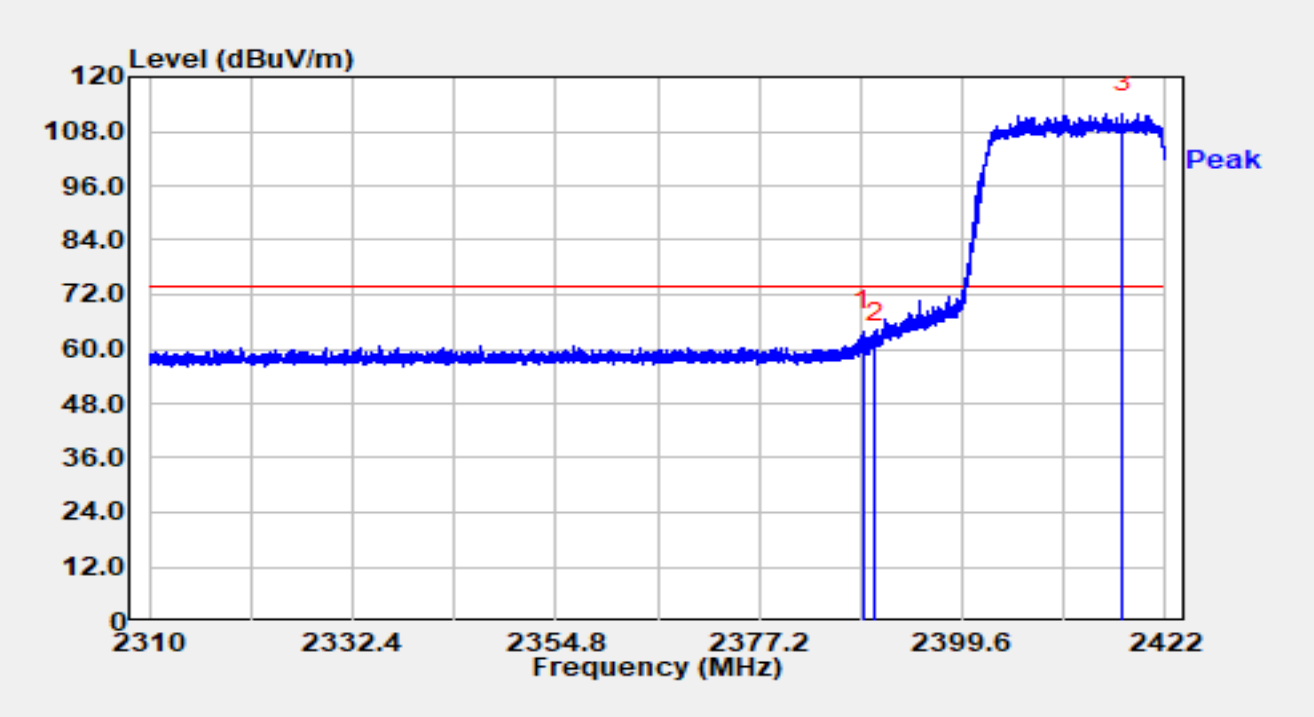

No	Mark	Frequency (MHz)	Reading (dBμV)	C.F (dB/m)	Measurement (dBμV/m)	Margin (dB)	Limit (dBμV/m)	Detector
1	*	2388.613	34.36	29.59	63.95	-10.05	74.00	Peak
2		2390.000	31.63	29.59	61.23	-12.77	74.00	Peak
3		2417.307	82.29	29.63	111.92	N/A	N/A	Peak

Notes:

1. " * ", means this data is the worst emission level.

2. C.F (dB/m) = Antenna Factor (dB/m) + Cable Loss (dB).

3. Measurement (dBμV/m) = Reading (dBμV) + C.F (dB/m).

Site	WJ-AC2	Test Date	2025-01-05
Temperature	16.4 °C	Humidity	44.3%
Limit	FCC_Part15_Band Edge(3m)_AV	Test Engineer	Carl Jiang
Factor	DRH18-E_07105	Polarity	Horizontal
EUT	ACCESS POINT	Test Voltage	By PoE
Test Mode	Transmit by 802.11ax-HE20 at 2412MHz		

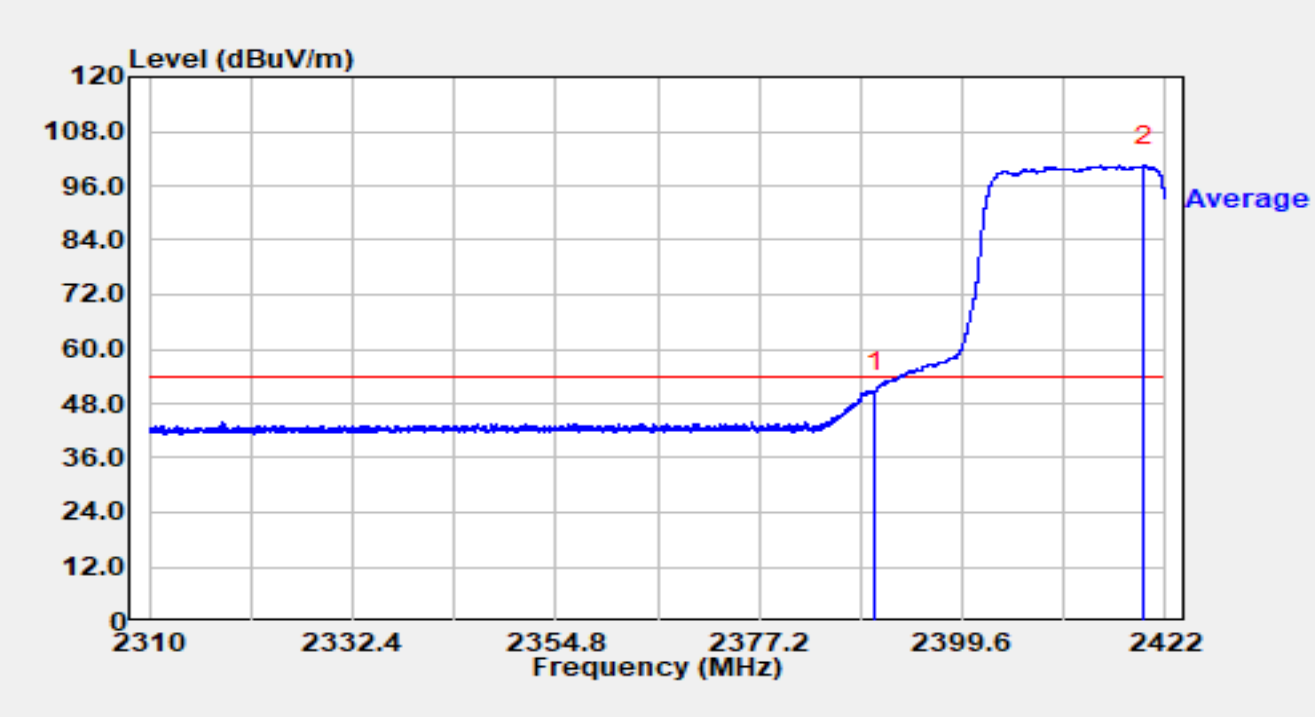

No	Mark	Frequency (MHz)	Reading (dBμV)	C.F (dB/m)	Measurement (dBμV/m)	Margin (dB)	Limit (dBμV/m)	Detector
1	*	2390.000	21.11	29.59	50.71	-3.29	54.00	Average
2		2419.615	70.82	29.63	100.45	N/A	N/A	Average

Notes:

1. " * ", means this data is the worst emission level.

2. C.F (dB/m) = Antenna Factor (dB/m) + Cable Loss (dB).

3. Measurement (dBμV/m) = Reading (dBμV) + C.F (dB/m).

Site	WJ-AC2	Test Date	2025-01-05
Temperature	16.4 °C	Humidity	44.3%
Limit	FCC_Part15_Band Edge(3m)_PK	Test Engineer	Carl Jiang
Factor	DRH18-E_07105	Polarity	Vertical
EUT	ACCESS POINT	Test Voltage	By PoE
Test Mode	Transmit by 802.11ax-HE20 at 2412MHz		

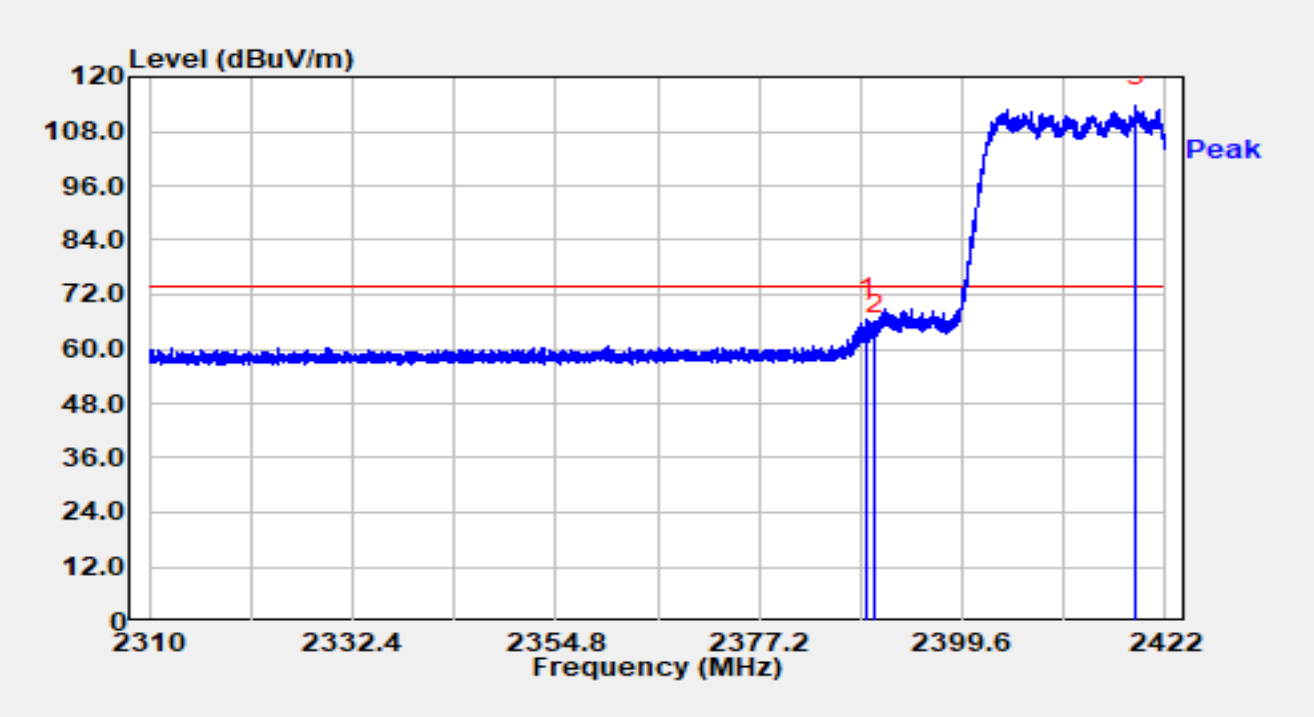

No	Mark	Frequency (MHz)	Reading (dBμV)	C.F (dB/m)	Measurement (dBμV/m)	Margin (dB)	Limit (dBμV/m)	Detector
1	*	2389.139	37.00	29.59	66.59	-7.41	74.00	Peak
2		2390.000	33.74	29.59	63.34	-10.66	74.00	Peak
3		2418.729	83.94	29.63	113.57	N/A	N/A	Peak

Notes:

1. " * ", means this data is the worst emission level.
2. C.F (dB/m) = Antenna Factor (dB/m) + Cable Loss (dB).
3. Measurement (dBμV/m) = Reading (dBμV) + C.F (dB/m).

Site	WJ-AC2	Test Date	2025-01-05
Temperature	16.4 °C	Humidity	44.3%
Limit	FCC_Part15_Band Edge(3m)_AV	Test Engineer	Carl Jiang
Factor	DRH18-E_07105	Polarity	Vertical
EUT	ACCESS POINT	Test Voltage	By PoE
Test Mode	Transmit by 802.11ax-HE20 at 2412MHz		

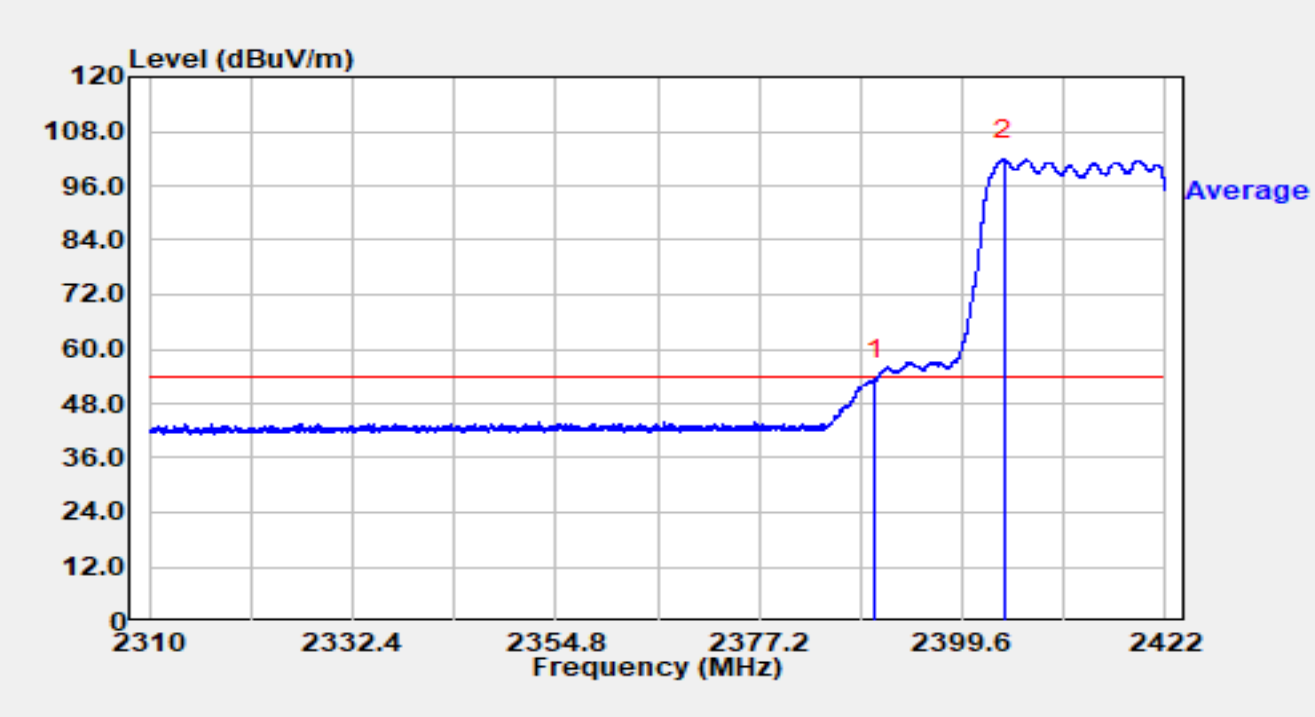

No	Mark	Frequency (MHz)	Reading (dBμV)	C.F (dB/m)	Measurement (dBμV/m)	Margin (dB)	Limit (dBμV/m)	Detector
1	*	2390.000	23.61	29.59	53.20	-0.80	54.00	Average
2		2404.181	72.23	29.64	101.87	N/A	N/A	Average

Notes:

1. " * ", means this data is the worst emission level.

2. C.F (dB/m) = Antenna Factor (dB/m) + Cable Loss (dB).

3. Measurement (dBμV/m) = Reading (dBμV) + C.F (dB/m).

Site	WJ-AC2	Test Date	2025-01-05
Temperature	16.4 °C	Humidity	44.3%
Limit	FCC_Part15_Band Edge(3m)_PK	Test Engineer	Carl Jiang
Factor	DRH18-E_07105	Polarity	Horizontal
EUT	ACCESS POINT	Test Voltage	By PoE
Test Mode	Transmit by 802.11ax-HE20 at 2437MHz		

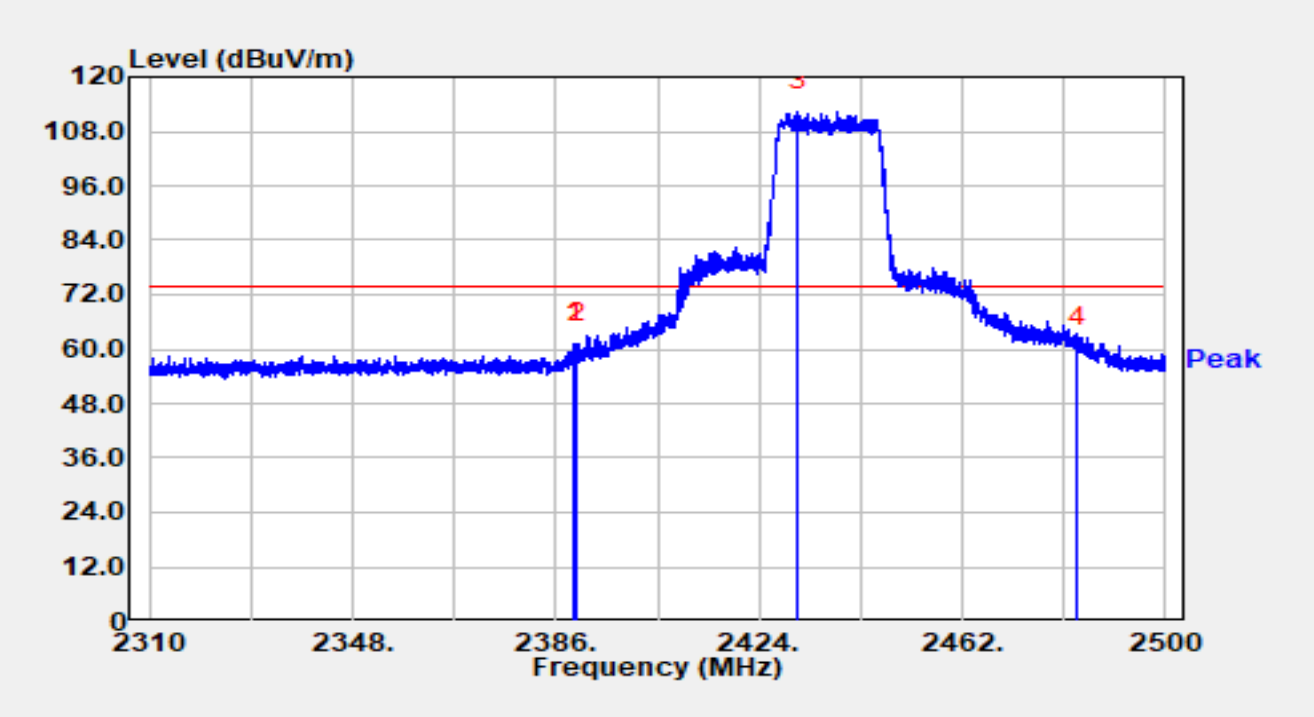

No	Mark	Frequency (MHz)	Reading (dBμV)	C.F (dB/m)	Measurement (dBμV/m)	Margin (dB)	Limit (dBμV/m)	Detector
1	*	2389.458	31.66	29.59	61.25	-12.75	74.00	Peak
2		2390.000	31.57	29.59	61.16	-12.84	74.00	Peak
3		2431.239	82.84	29.66	112.50	N/A	N/A	Peak
4		2483.500	30.50	29.76	60.27	-13.73	74.00	Peak

Notes:

1. " * ", means this data is the worst emission level.

2. C.F (dB/m) = Antenna Factor (dB/m) + Cable Loss (dB).

3. Measurement (dBμV/m) = Reading (dBμV) + C.F (dB/m).

Site	WJ-AC2	Test Date	2025-01-05
Temperature	16.4 °C	Humidity	44.3%
Limit	FCC_Part15_Band Edge(3m)_AV	Test Engineer	Carl Jiang
Factor	DRH18-E_07105	Polarity	Horizontal
EUT	ACCESS POINT	Test Voltage	By PoE
Test Mode	Transmit by 802.11ax-HE20 at 2437MHz		

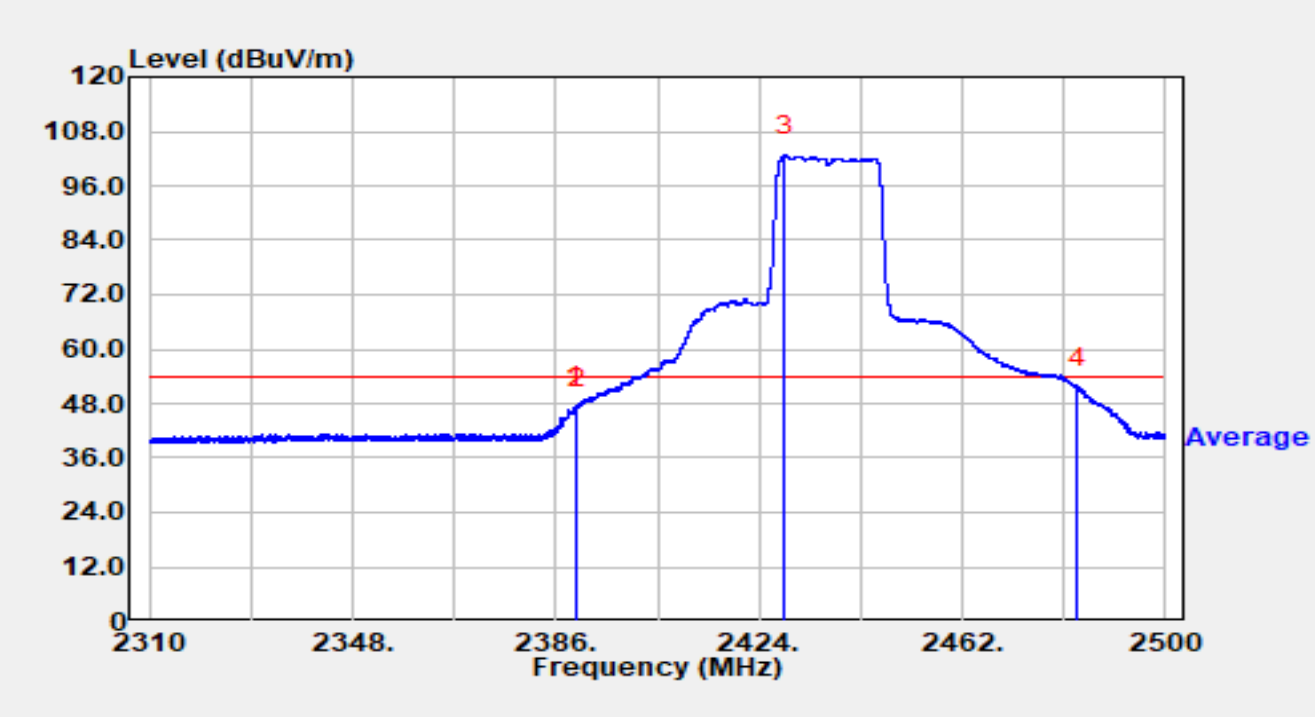

No	Mark	Frequency (MHz)	Reading (dBμV)	C.F (dB/m)	Measurement (dBμV/m)	Margin (dB)	Limit (dBμV/m)	Detector
1		2389.667	17.82	29.59	47.41	-6.59	54.00	Average
2		2390.000	17.31	29.59	46.90	-7.10	54.00	Average
3		2428.788	73.03	29.65	102.69	N/A	N/A	Average
4	*	2483.500	21.57	29.76	51.33	-2.67	54.00	Average

Notes:

1. " * ", means this data is the worst emission level.

2. C.F (dB/m) = Antenna Factor (dB/m) + Cable Loss (dB).

3. Measurement (dBμV/m) = Reading (dBμV) + C.F (dB/m).

Site	WJ-AC2	Test Date	2025-01-05
Temperature	16.4 °C	Humidity	44.3%
Limit	FCC_Part15_Band Edge(3m)_PK	Test Engineer	Carl Jiang
Factor	DRH18-E_07105	Polarity	Vertical
EUT	ACCESS POINT	Test Voltage	By PoE
Test Mode	Transmit by 802.11ax-HE20 at 2437MHz		

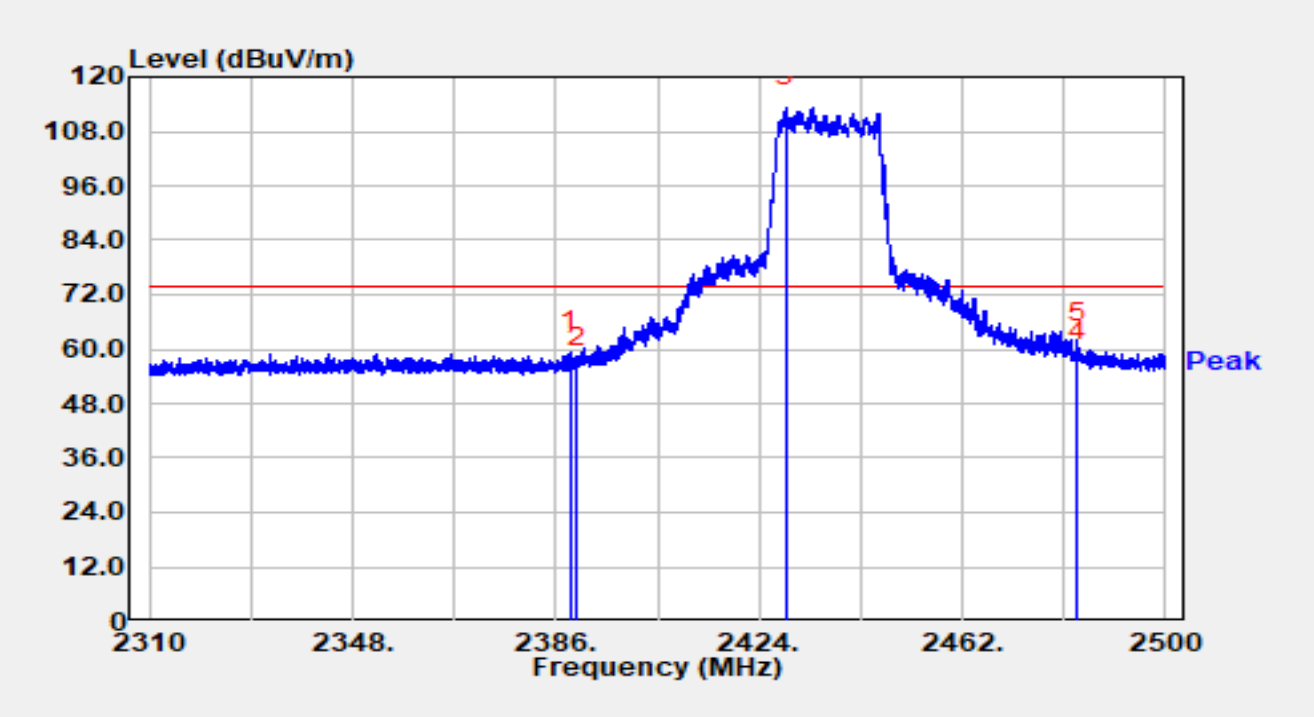

No	Mark	Frequency (MHz)	Reading (dBμV)	C.F (dB/m)	Measurement (dBμV/m)	Margin (dB)	Limit (dBμV/m)	Detector
1		2388.603	29.75	29.59	59.34	-14.66	74.00	Peak
2		2390.000	26.48	29.59	56.07	-17.93	74.00	Peak
3		2428.997	83.70	29.65	113.35	N/A	N/A	Peak
4		2483.500	27.57	29.76	57.33	-16.67	74.00	Peak
5	*	2483.603	31.80	29.76	61.57	-12.43	74.00	Peak

Notes:

1. " * ", means this data is the worst emission level.

2. C.F (dB/m) = Antenna Factor (dB/m) + Cable Loss (dB).

3. Measurement (dBμV/m) = Reading (dBμV) + C.F (dB/m).

Site	WJ-AC2	Test Date	2025-01-05
Temperature	16.4 °C	Humidity	44.3%
Limit	FCC_Part15_Band Edge(3m)_AV	Test Engineer	Carl Jiang
Factor	DRH18-E_07105	Polarity	Vertical
EUT	ACCESS POINT	Test Voltage	By PoE
Test Mode	Transmit by 802.11ax-HE20 at 2437MHz		

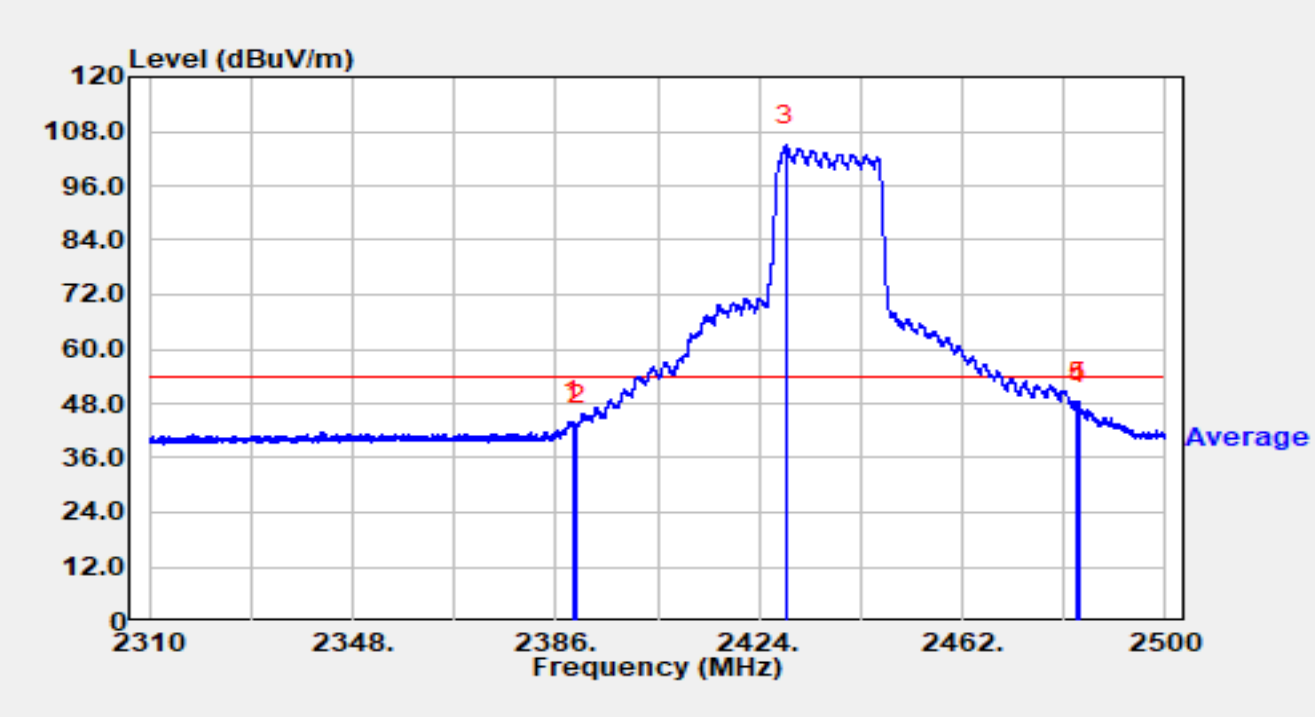

No	Mark	Frequency (MHz)	Reading (dBμV)	C.F (dB/m)	Measurement (dBμV/m)	Margin (dB)	Limit (dBμV/m)	Detector
1		2389.287	14.51	29.59	44.10	-9.90	54.00	Average
2		2390.000	13.46	29.59	43.05	-10.95	54.00	Average
3		2428.959	75.18	29.65	104.84	N/A	N/A	Average
4		2483.500	18.03	29.76	47.80	-6.20	54.00	Average
5	*	2483.831	18.61	29.77	48.37	-5.63	54.00	Average

Notes:

1. " * ", means this data is the worst emission level.

2. C.F (dB/m) = Antenna Factor (dB/m) + Cable Loss (dB).

3. Measurement (dBμV/m) = Reading (dBμV) + C.F (dB/m).

Site	WJ-AC2	Test Date	2025-01-07
Temperature	18.4 °C	Humidity	33.4%
Limit	FCC_Part15_Band Edge(3m)_PK	Test Engineer	Bob Zhang
Factor	DRH18-E_07105	Polarity	Horizontal
EUT	ACCESS POINT	Test Voltage	By PoE
Test Mode	Transmit by 802.11ax-HE20 at 2457MHz		

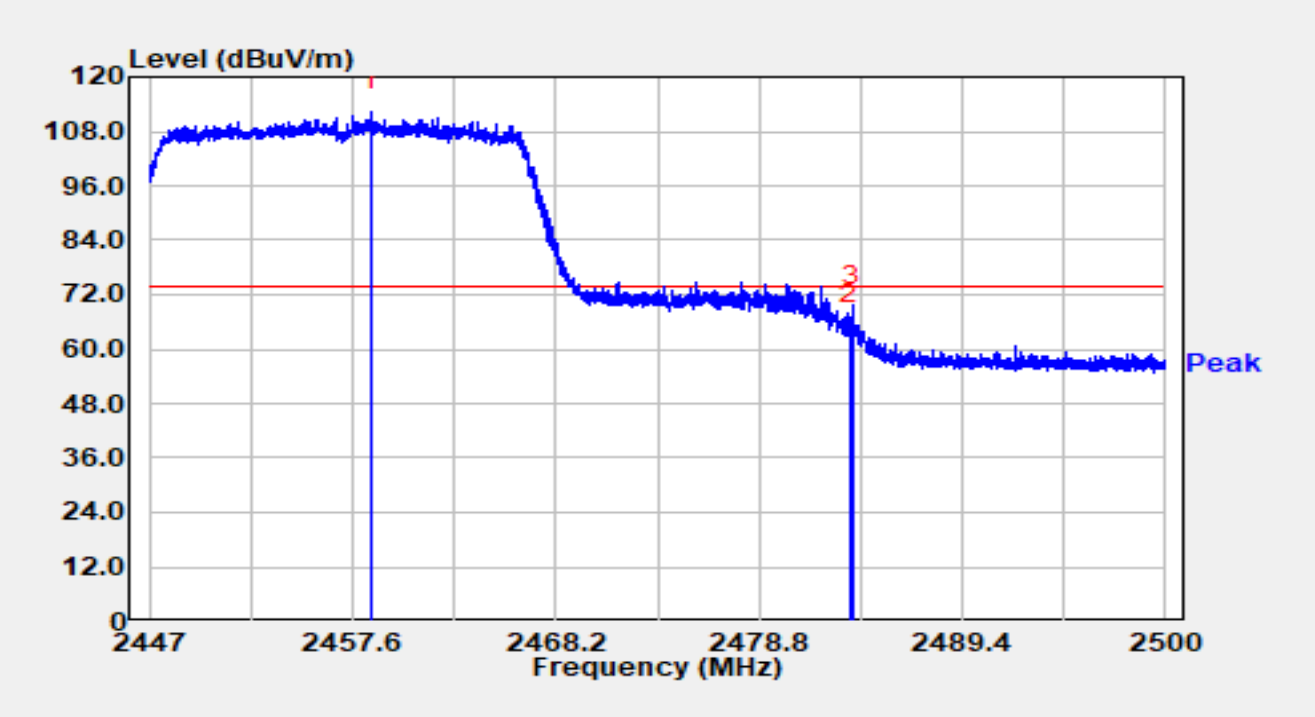

No	Mark	Frequency (MHz)	Reading (dBμV)	C.F (dB/m)	Measurement (dBμV/m)	Margin (dB)	Limit (dBμV/m)	Detector
1		2458.533	82.69	29.71	112.39	N/A	N/A	Peak
2		2483.500	35.53	29.76	65.29	-8.71	74.00	Peak
3	*	2483.676	39.87	29.76	69.64	-4.36	74.00	Peak

Notes:

1. " * ", means this data is the worst emission level.

2. C.F (dB/m) = Antenna Factor (dB/m) + Cable Loss (dB).

3. Measurement (dBμV/m) = Reading (dBμV) + C.F (dB/m).

Site	WJ-AC2	Test Date	2025-01-07
Temperature	18.4 °C	Humidity	33.4%
Limit	FCC_Part15_Band Edge(3m)_AV	Test Engineer	Bob Zhang
Factor	DRH18-E_07105	Polarity	Horizontal
EUT	ACCESS POINT	Test Voltage	By PoE
Test Mode	Transmit by 802.11ax-HE20 at 2457MHz		

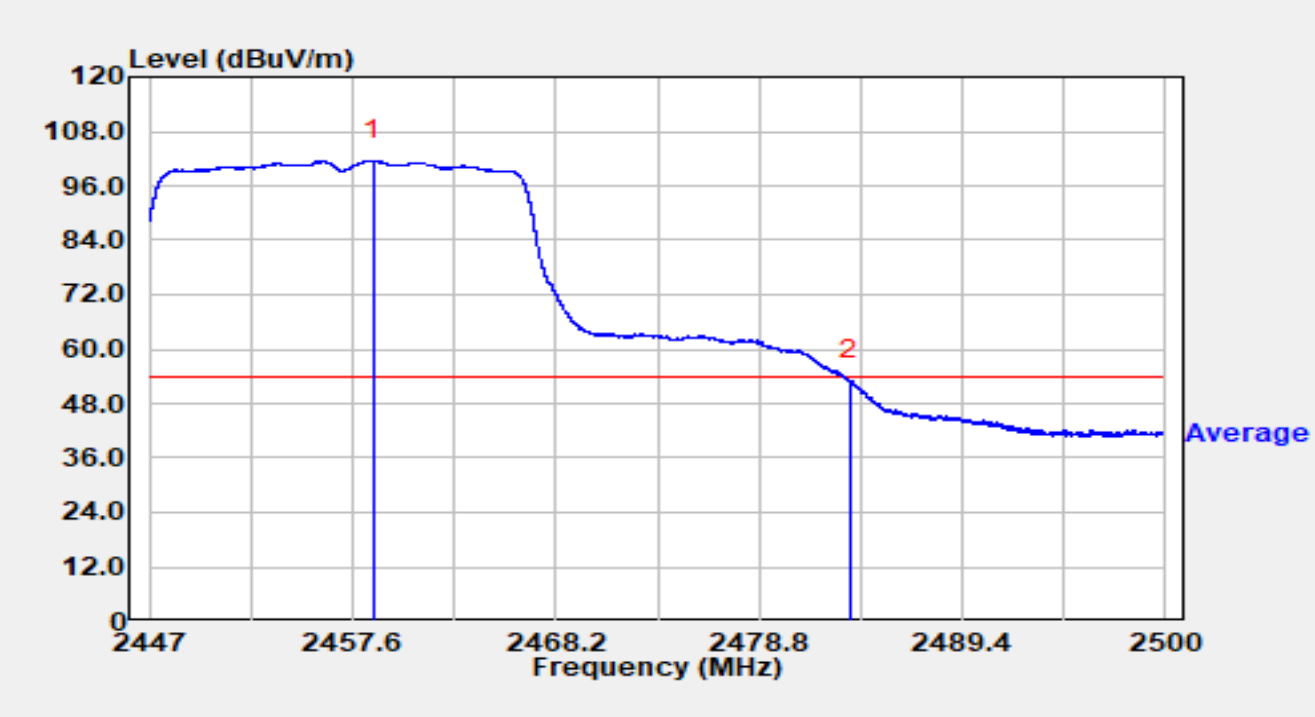

No	Mark	Frequency (MHz)	Reading (dBμV)	C.F (dB/m)	Measurement (dBμV/m)	Margin (dB)	Limit (dBμV/m)	Detector
1		2458.676	71.93	29.71	101.63	N/A	N/A	Average
2	*	2483.500	23.31	29.76	53.08	-0.92	54.00	Average

Notes:

1. " * ", means this data is the worst emission level.

2. C.F (dB/m) = Antenna Factor (dB/m) + Cable Loss (dB).

3. Measurement (dBμV/m) = Reading (dBμV) + C.F (dB/m).

Site	WJ-AC2	Test Date	2025-01-07
Temperature	18.4 °C	Humidity	33.4%
Limit	FCC_Part15_Band Edge(3m)_PK	Test Engineer	Bob Zhang
Factor	DRH18-E_07105	Polarity	Vertical
EUT	ACCESS POINT	Test Voltage	By PoE
Test Mode	Transmit by 802.11ax-HE20 at 2457MHz		

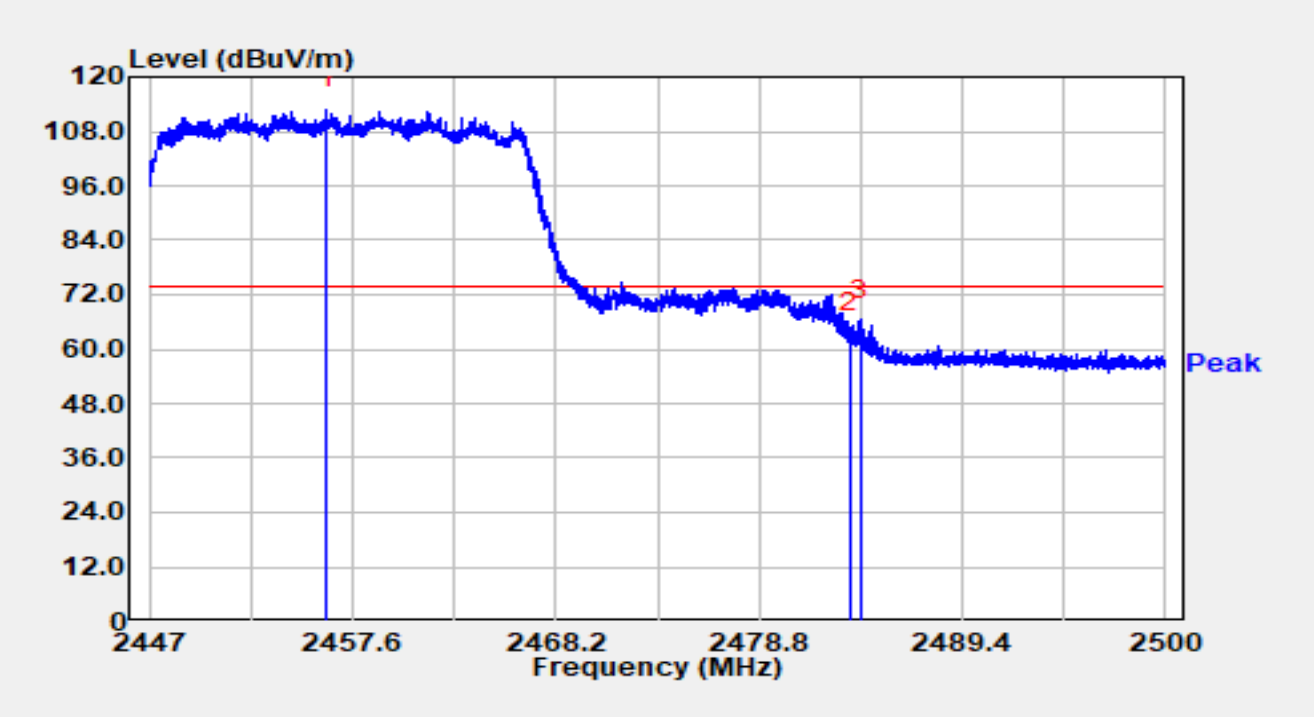

No	Mark	Frequency (MHz)	Reading (dBμV)	C.F (dB/m)	Measurement (dBμV/m)	Margin (dB)	Limit (dBμV/m)	Detector
1		2456.264	83.11	29.70	112.82	N/A	N/A	Peak
2		2483.500	33.74	29.76	63.51	-10.49	74.00	Peak
3	*	2484.100	36.68	29.77	66.45	-7.55	74.00	Peak

Notes:

1. " * ", means this data is the worst emission level.

2. C.F (dB/m) = Antenna Factor (dB/m) + Cable Loss (dB).

3. Measurement (dBμV/m) = Reading (dBμV) + C.F (dB/m).

Site	WJ-AC2	Test Date	2025-01-07
Temperature	18.4 °C	Humidity	33.4%
Limit	FCC_Part15_Band Edge(3m)_AV	Test Engineer	Bob Zhang
Factor	DRH18-E_07105	Polarity	Vertical
EUT	ACCESS POINT	Test Voltage	By PoE
Test Mode	Transmit by 802.11ax-HE20 at 2457MHz		

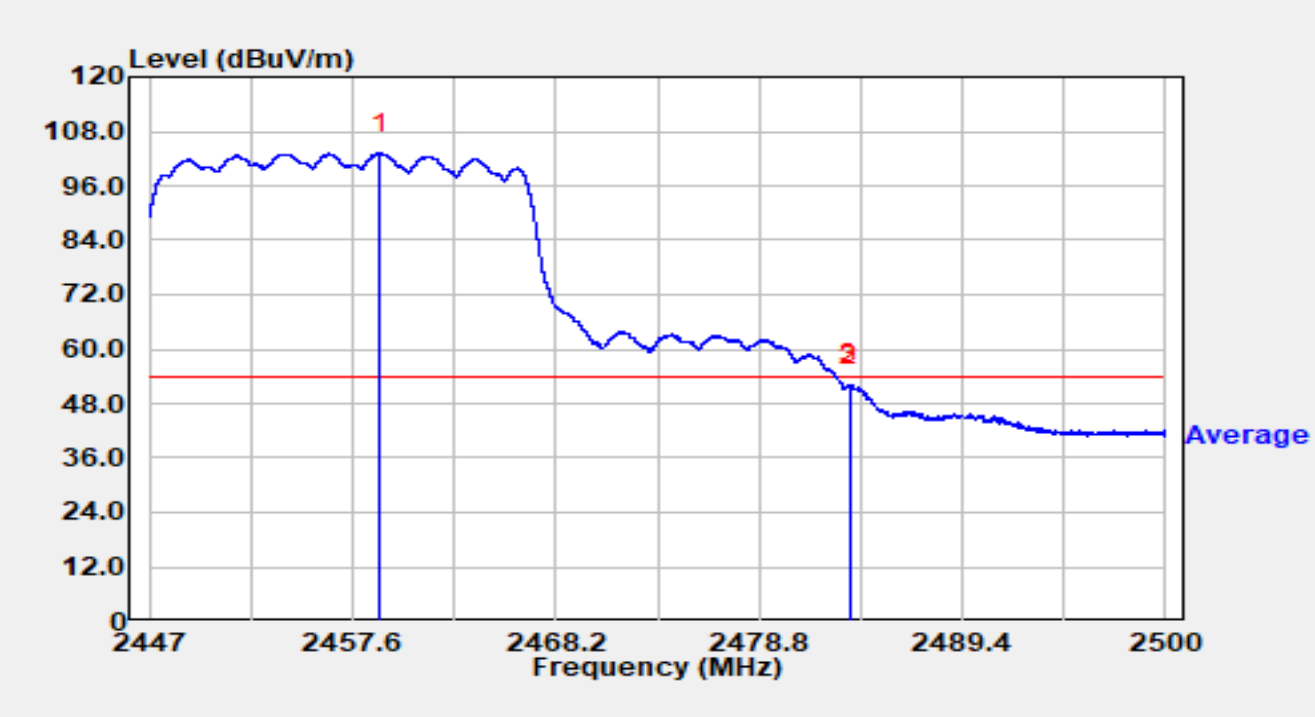

No	Mark	Frequency (MHz)	Reading (dBμV)	C.F (dB/m)	Measurement (dBμV/m)	Margin (dB)	Limit (dBμV/m)	Detector
1		2459.042	73.48	29.71	103.19	N/A	N/A	Average
2		2483.500	22.10	29.76	51.86	-2.14	54.00	Average
3	*	2483.554	22.46	29.76	52.22	-1.78	54.00	Average

Notes:

1. " * ", means this data is the worst emission level.

2. C.F (dB/m) = Antenna Factor (dB/m) + Cable Loss (dB).

3. Measurement (dBμV/m) = Reading (dBμV) + C.F (dB/m).

Site	WJ-AC2	Test Date	2025-02-24
Temperature	18.4°C	Humidity	33.4%
Limit	FCC_Part 15_Band Edge(3m)_PK	Test Engineer	Bob Zhang
Factor	DRH18-E_07105	Polarity	Horizontal
EUT	ACCESS POINT	Test Voltage	By PoE
Test Mode	Transmit by 802.11ax-HE20 at 2462MHz		

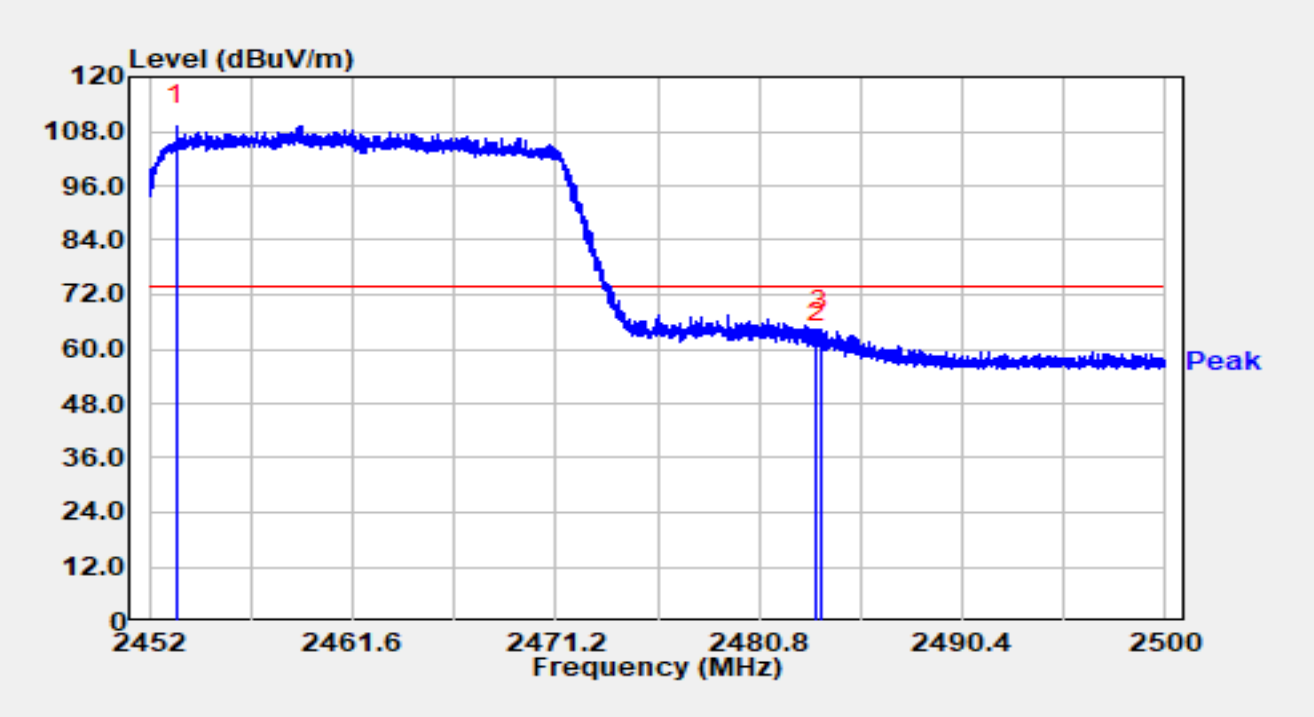

No	Mark	Frequency (MHz)	Reading (dBμV)	C.F (dB/m)	Measurement (dBμV/m)	Margin (dB)	Limit (dBμV/m)	Detector
1	*	2453.281	79.65	29.70	109.35	N/A	N/A	Peak
2		2483.500	31.81	29.76	61.57	-12.43	74.00	Peak
3		2483.670	34.49	29.76	64.25	-9.75	74.00	Peak

Notes:

1. " *", means this data is the worst emission level.
2. C.F (dB/m) = Antenna Factor (dB/m) + Cable Loss (dB).
3. Measurement(dBμV/m) = Reading(dBμV) + C.F (dB/m).

Site	WJ-AC2	Test Date	2025-02-24
Temperature	18.4°C	Humidity	33.4%
Limit	FCC_Part 15_Band Edge (3m)_AV	Test Engineer	Bob Zhang
Factor	DRH18-E_07105	Polarity	Horizontal
EUT	ACCESS POINT	Test Voltage	By PoE
Test Mode	Transmit by 802.11ax-HE20 at 2462MHz		

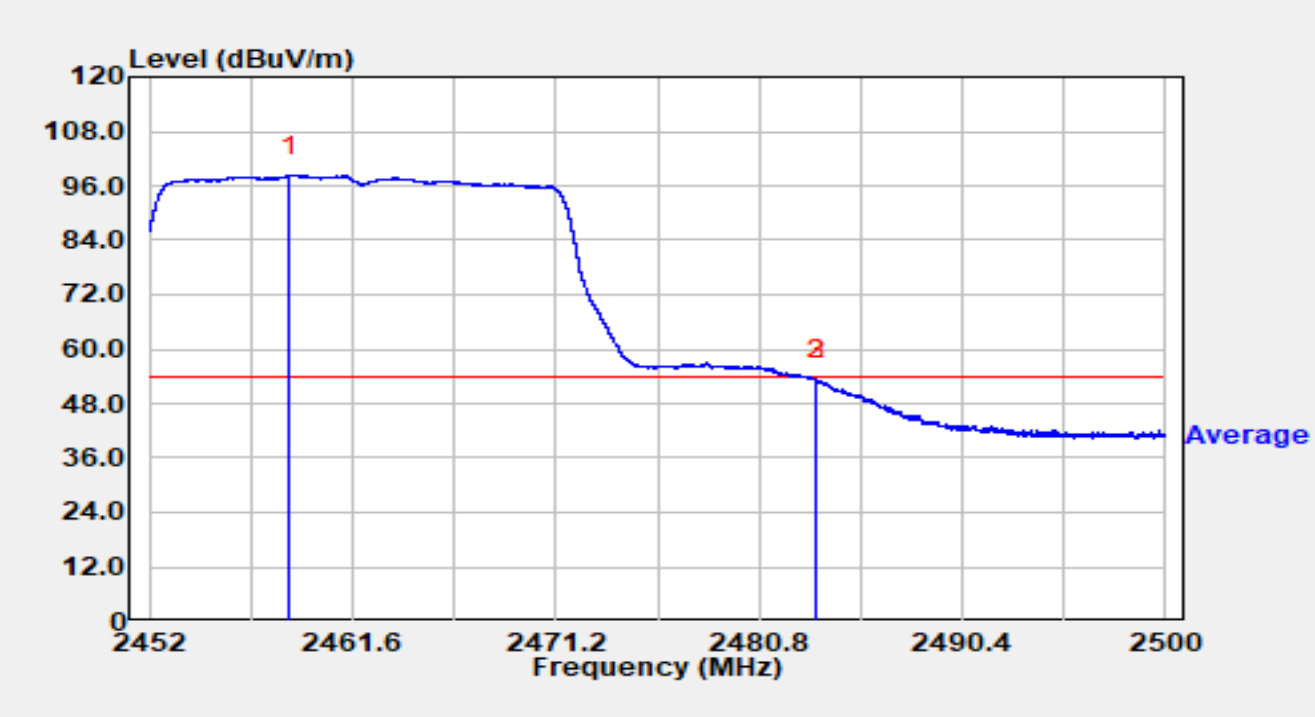

No	Mark	Frequency (MHz)	Reading (dBμV)	C.F (dB/m)	Measurement (dBμV/m)	Margin (dB)	Limit (dBμV/m)	Detector
1	*	2458.595	68.52	29.71	98.23	N/A	N/A	Average
2		2483.500	23.35	29.76	53.12	-0.88	54.00	Average
3		2483.526	23.43	29.76	53.20	-0.80	54.00	Average

Notes:

1. " *", means this data is the worst emission level.

2. C.F (dB/m) = Antenna Factor (dB/m) + Cable Loss (dB).

3. Measurement(dBμV/m) = Reading(dBμV) + C.F (dB/m).

Site	WJ-AC2	Test Date	2025-02-24
Temperature	18.4°C	Humidity	33.4%
Limit	FCC_Part 15_Band Edge (3m)_PK	Test Engineer	Bob Zhang
Factor	DRH18-E_07105	Polarity	Vertical
EUT	ACCESS POINT	Test Voltage	By PoE
Test Mode	Transmit by 802.11ax-HE20 at 2462MHz		

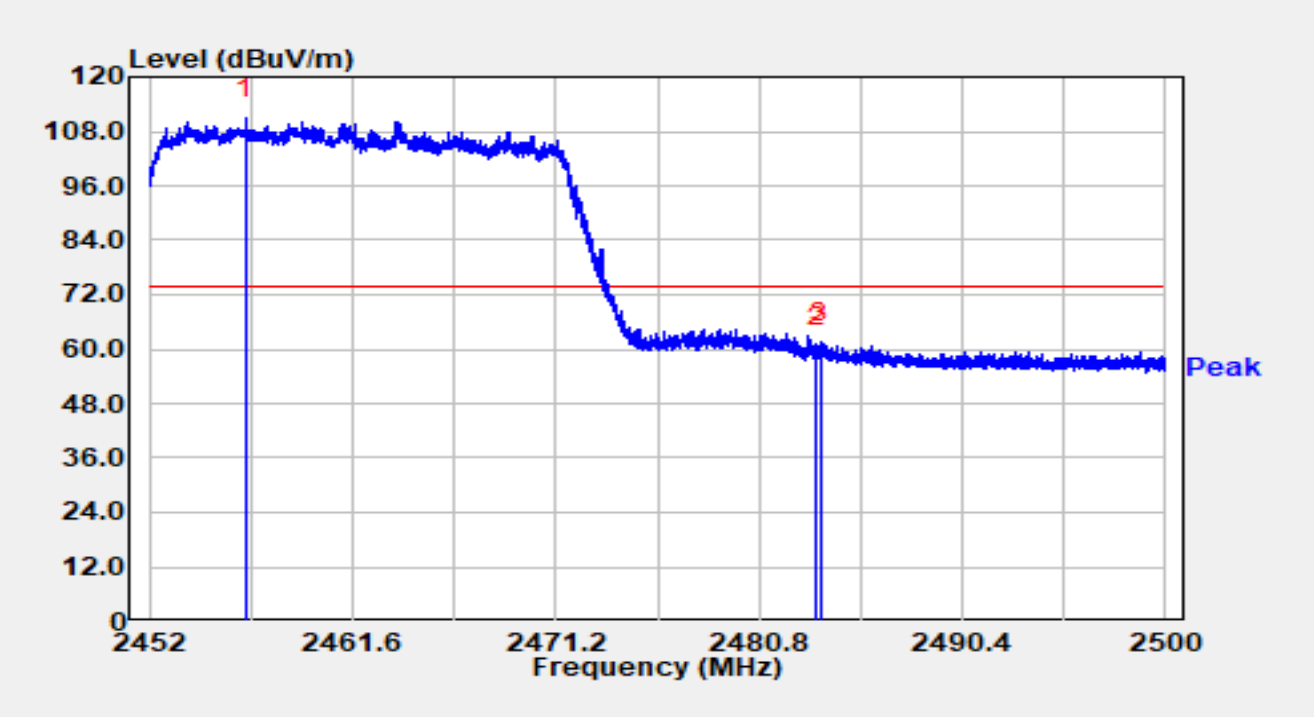

No	Mark	Frequency (MHz)	Reading (dBμV)	C.F (dB/m)	Measurement (dBμV/m)	Margin (dB)	Limit (dBμV/m)	Detector
1	*	2456.531	81.06	29.70	110.77	N/A	N/A	Peak
2		2483.500	30.80	29.76	60.56	-13.44	74.00	Peak
3		2483.719	31.81	29.76	61.58	-12.42	74.00	Peak

Notes:

1. " *", means this data is the worst emission level.

2. C.F (dB/m) = Antenna Factor (dB/m) + Cable Loss (dB).

3. Measurement(dBμV/m) = Reading(dBμV) + C.F (dB/m).

Site	WJ-AC2	Test Date	2025-02-24
Temperature	18.4°C	Humidity	33.4%
Limit	FCC_Part 15_Band Edge (3m)_AV	Test Engineer	Bob Zhang
Factor	DRH18-E_07105	Polarity	Vertical
EUT	ACCESS POINT	Test Voltage	By PoE
Test Mode	Transmit by 802.11ax-HE20 at 2462MHz		

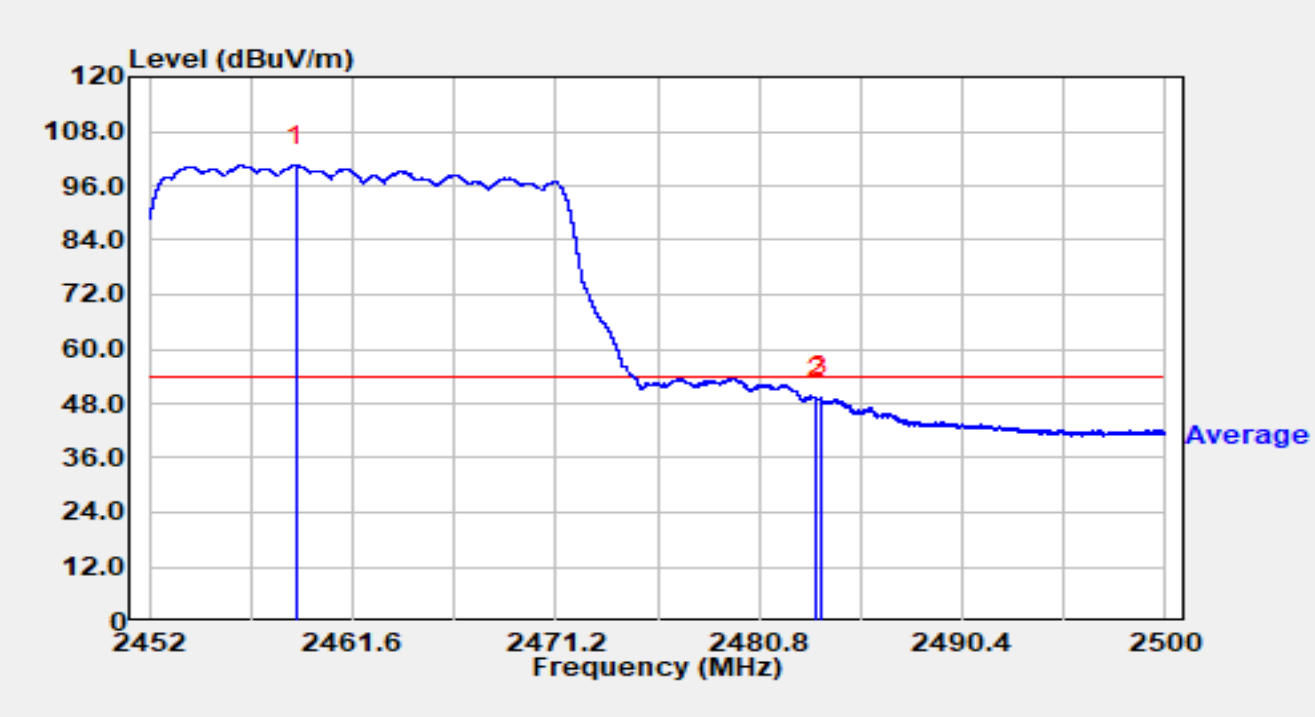

No	Mark	Frequency (MHz)	Reading (dBμV)	C.F (dB/m)	Measurement (dBμV/m)	Margin (dB)	Limit (dBμV/m)	Detector
1	*	2458.960	70.77	29.71	100.48	N/A	N/A	Average
2		2483.500	19.47	29.76	49.23	-4.77	54.00	Average
3		2483.680	19.63	29.76	49.40	-4.60	54.00	Average

Notes:

1. " *", means this data is the worst emission level.
2. C.F (dB/m) = Antenna Factor (dB/m) + Cable Loss (dB).
3. Measurement(dBμV/m) = Reading(dBμV) + C.F (dB/m).

Site	WJ-AC2	Test Date	2025-01-05
Temperature	16.4 °C	Humidity	44.3%
Limit	FCC_Part15_Band Edge(3m)_PK	Test Engineer	Carl Jiang
Factor	DRH18-E_07105	Polarity	Horizontal
EUT	ACCESS POINT	Test Voltage	By PoE
Test Mode	Transmit by 802.11be-EHT20 at 2412MHz		

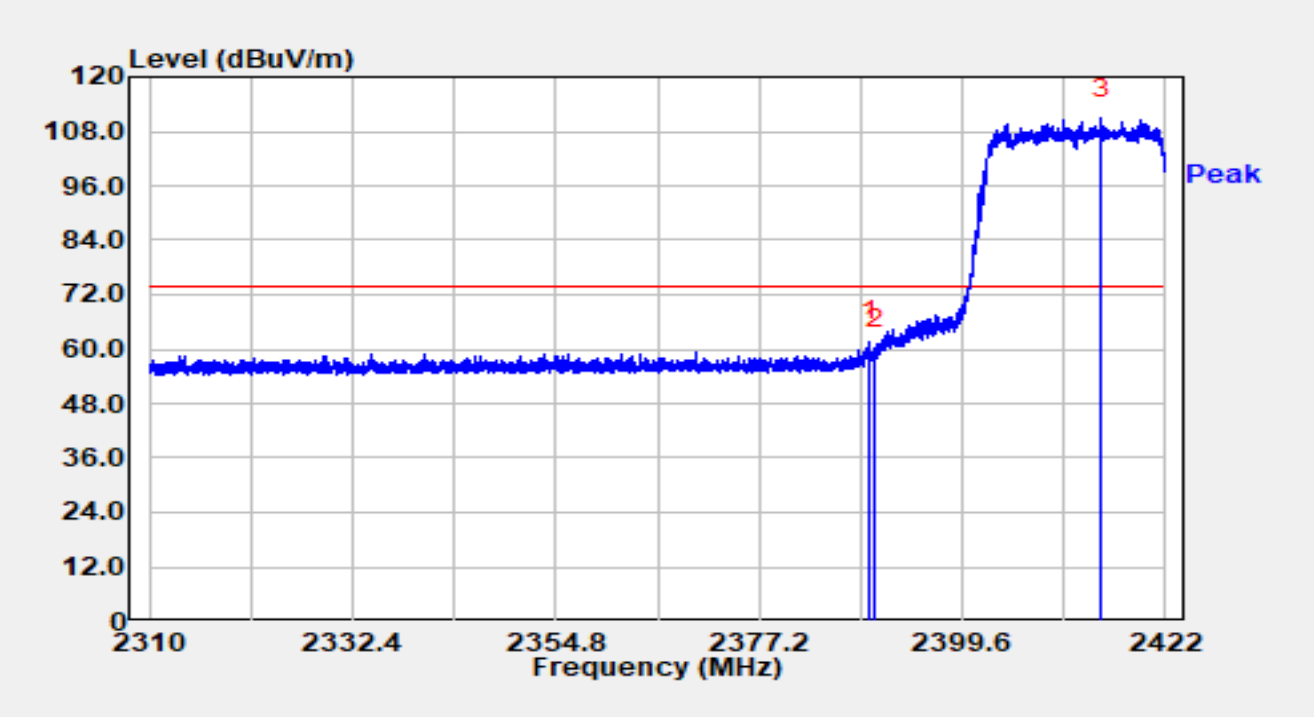

No	Mark	Frequency (MHz)	Reading (dBμV)	C.F (dB/m)	Measurement (dBμV/m)	Margin (dB)	Limit (dBμV/m)	Detector
1	*	2389.419	32.02	29.59	61.60	-12.40	74.00	Peak
2		2390.000	30.55	29.59	60.14	-13.86	74.00	Peak
3		2414.899	81.09	29.63	110.72	N/A	N/A	Peak

Notes:

1. " * ", means this data is the worst emission level.
2. C.F (dB/m) = Antenna Factor (dB/m) + Cable Loss (dB).
3. Measurement (dBμV/m) = Reading (dBμV) + C.F (dB/m).

Site	WJ-AC2	Test Date	2025-01-05
Temperature	16.4 °C	Humidity	44.3%
Limit	FCC_Part15_Band Edge(3m)_AV	Test Engineer	Carl Jiang
Factor	DRH18-E_07105	Polarity	Horizontal
EUT	ACCESS POINT	Test Voltage	By PoE
Test Mode	Transmit by 802.11be-EHT20 at 2412MHz		

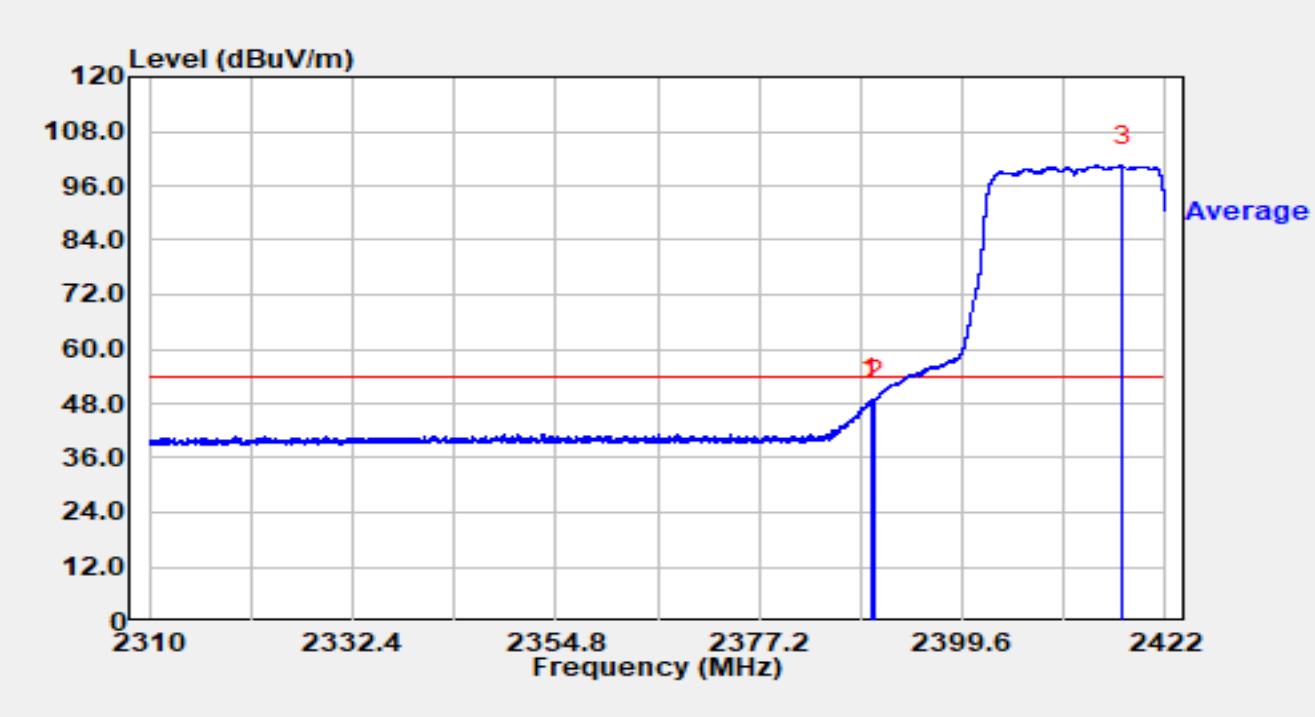

No	Mark	Frequency (MHz)	Reading (dBμV)	C.F (dB/m)	Measurement (dBμV/m)	Margin (dB)	Limit (dBμV/m)	Detector
1	*	2389.542	19.34	29.59	48.93	-5.07	54.00	Average
2		2390.000	19.28	29.59	48.87	-5.13	54.00	Average
3		2417.206	70.86	29.63	100.50	N/A	N/A	Average

Notes:

1. " * ", means this data is the worst emission level.
2. C.F (dB/m) = Antenna Factor (dB/m) + Cable Loss (dB).
3. Measurement (dBμV/m) = Reading (dBμV) + C.F (dB/m).

Site	WJ-AC2	Test Date	2025-01-05
Temperature	16.4 °C	Humidity	44.3%
Limit	FCC_Part15_Band Edge(3m)_PK	Test Engineer	Carl Jiang
Factor	DRH18-E_07105	Polarity	Vertical
EUT	ACCESS POINT	Test Voltage	By PoE
Test Mode	Transmit by 802.11be-EHT20 at 2412MHz		

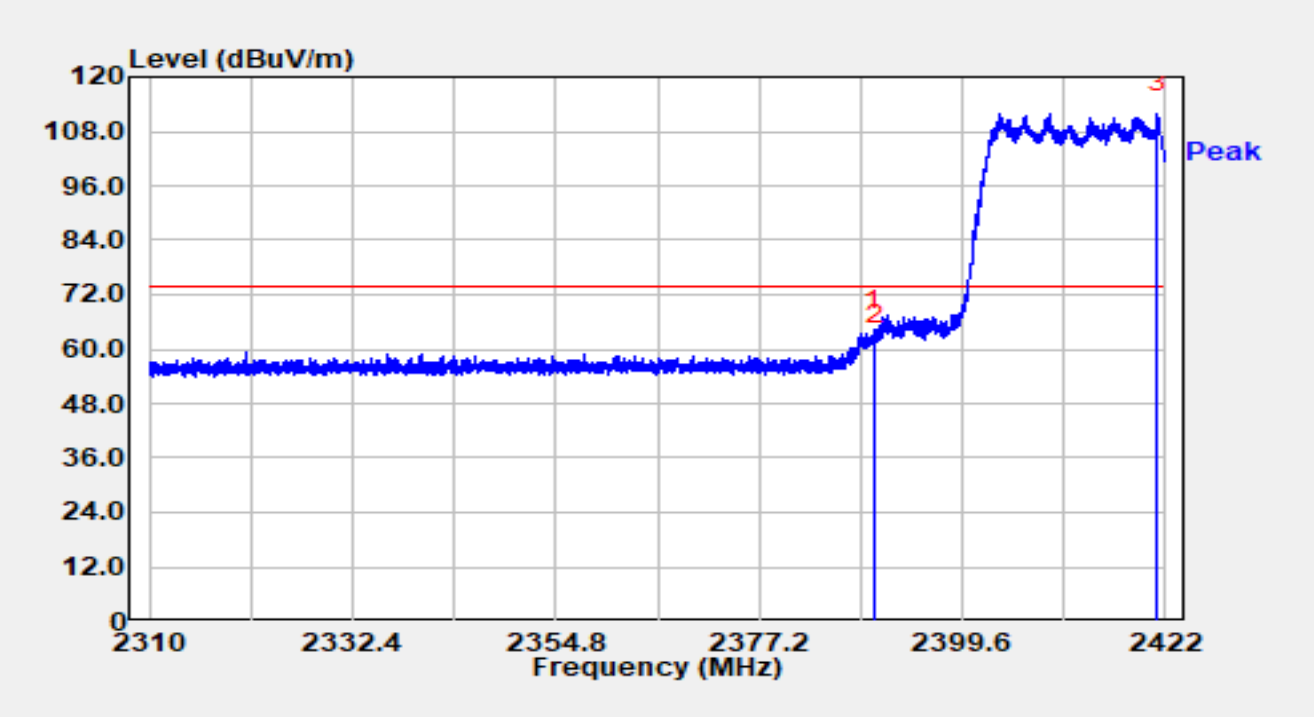

No	Mark	Frequency (MHz)	Reading (dBμV)	C.F (dB/m)	Measurement (dBμV/m)	Margin (dB)	Limit (dBμV/m)	Detector
1	*	2389.856	34.68	29.59	64.28	-9.72	74.00	Peak
2		2390.000	31.18	29.59	60.77	-13.23	74.00	Peak
3		2421.026	82.28	29.63	111.91	N/A	N/A	Peak

Notes:

1. " * ", means this data is the worst emission level.
2. C.F (dB/m) = Antenna Factor (dB/m) + Cable Loss (dB).
3. Measurement (dBμV/m) = Reading (dBμV) + C.F (dB/m).

Site	WJ-AC2	Test Date	2025-01-05
Temperature	16.4 °C	Humidity	44.3%
Limit	FCC_Part15_Band Edge(3m)_AV	Test Engineer	Carl Jiang
Factor	DRH18-E_07105	Polarity	Vertical
EUT	ACCESS POINT	Test Voltage	By PoE
Test Mode	Transmit by 802.11be-EHT20 at 2412MHz		

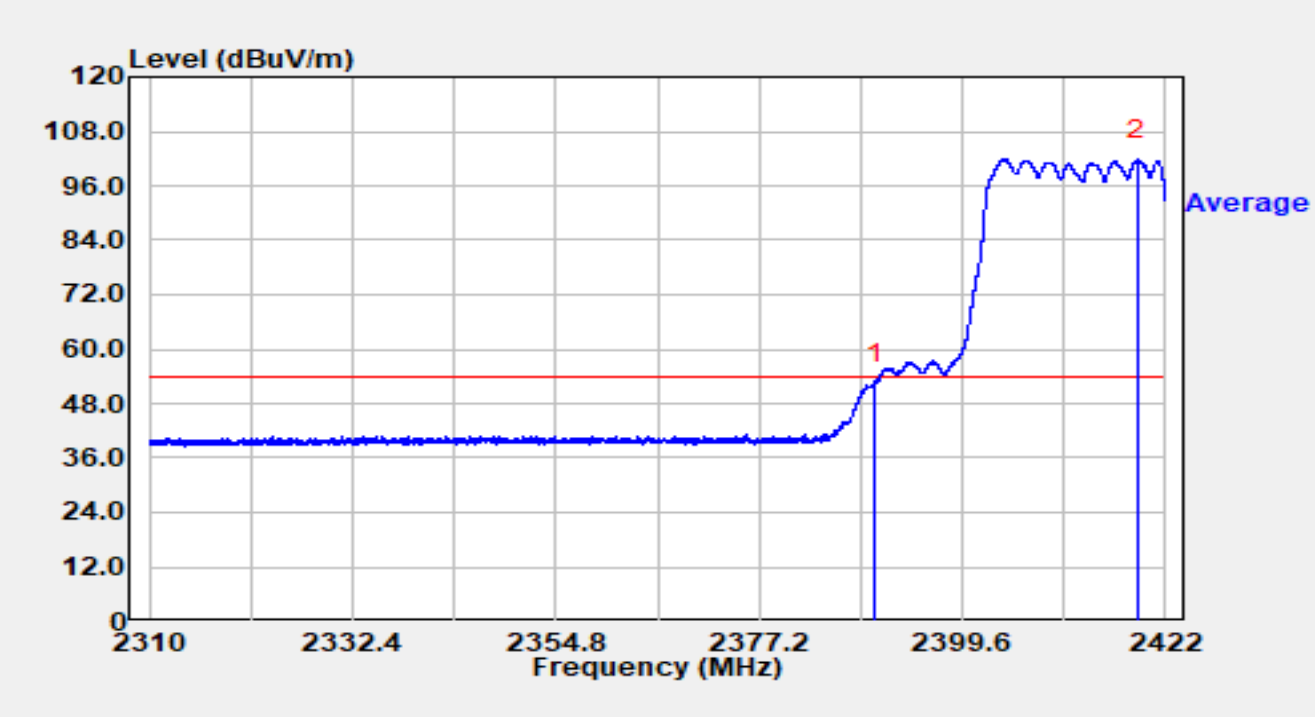

No	Mark	Frequency (MHz)	Reading (dBμV)	C.F (dB/m)	Measurement (dBμV/m)	Margin (dB)	Limit (dBμV/m)	Detector
1	*	2390.000	22.88	29.59	52.47	-1.53	54.00	Average
2		2418.942	72.22	29.63	101.85	N/A	N/A	Average

Notes:

1. " * ", means this data is the worst emission level.

2. C.F (dB/m) = Antenna Factor (dB/m) + Cable Loss (dB).

3. Measurement (dBμV/m) = Reading (dBμV) + C.F (dB/m).

Site	WJ-AC2	Test Date	2025-01-05
Temperature	16.4 °C	Humidity	44.3%
Limit	FCC_Part15_Band Edge(3m)_PK	Test Engineer	Carl Jiang
Factor	DRH18-E_07105	Polarity	Horizontal
EUT	ACCESS POINT	Test Voltage	By PoE
Test Mode	Transmit by 802.11be-EHT20 at 2437MHz		

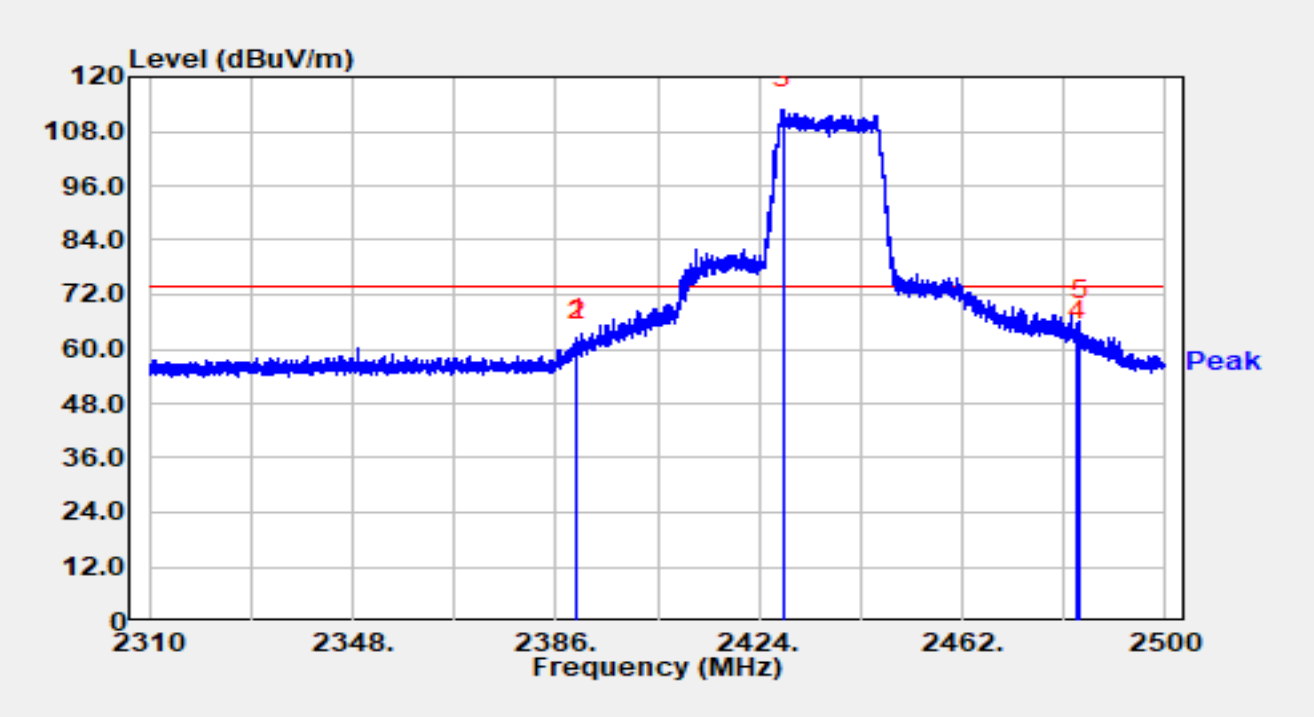

No	Mark	Frequency (MHz)	Reading (dBμV)	C.F (dB/m)	Measurement (dBμV/m)	Margin (dB)	Limit (dBμV/m)	Detector
1		2389.971	32.82	29.59	62.41	-11.59	74.00	Peak
2		2390.000	32.14	29.59	61.73	-12.27	74.00	Peak
3		2428.617	83.24	29.65	112.90	N/A	N/A	Peak
4		2483.500	31.93	29.76	61.69	-12.31	74.00	Peak
5	*	2484.078	36.43	29.77	66.20	-7.80	74.00	Peak

Notes:

1. " * ", means this data is the worst emission level.

2. C.F (dB/m) = Antenna Factor (dB/m) + Cable Loss (dB).

3. Measurement (dBμV/m) = Reading (dBμV) + C.F (dB/m).

Site	WJ-AC2	Test Date	2025-01-05
Temperature	16.4 °C	Humidity	44.3%
Limit	FCC_Part15_Band Edge(3m)_AV	Test Engineer	Carl Jiang
Factor	DRH18-E_07105	Polarity	Horizontal
EUT	ACCESS POINT	Test Voltage	By PoE
Test Mode	Transmit by 802.11be-EHT20 at 2437MHz		

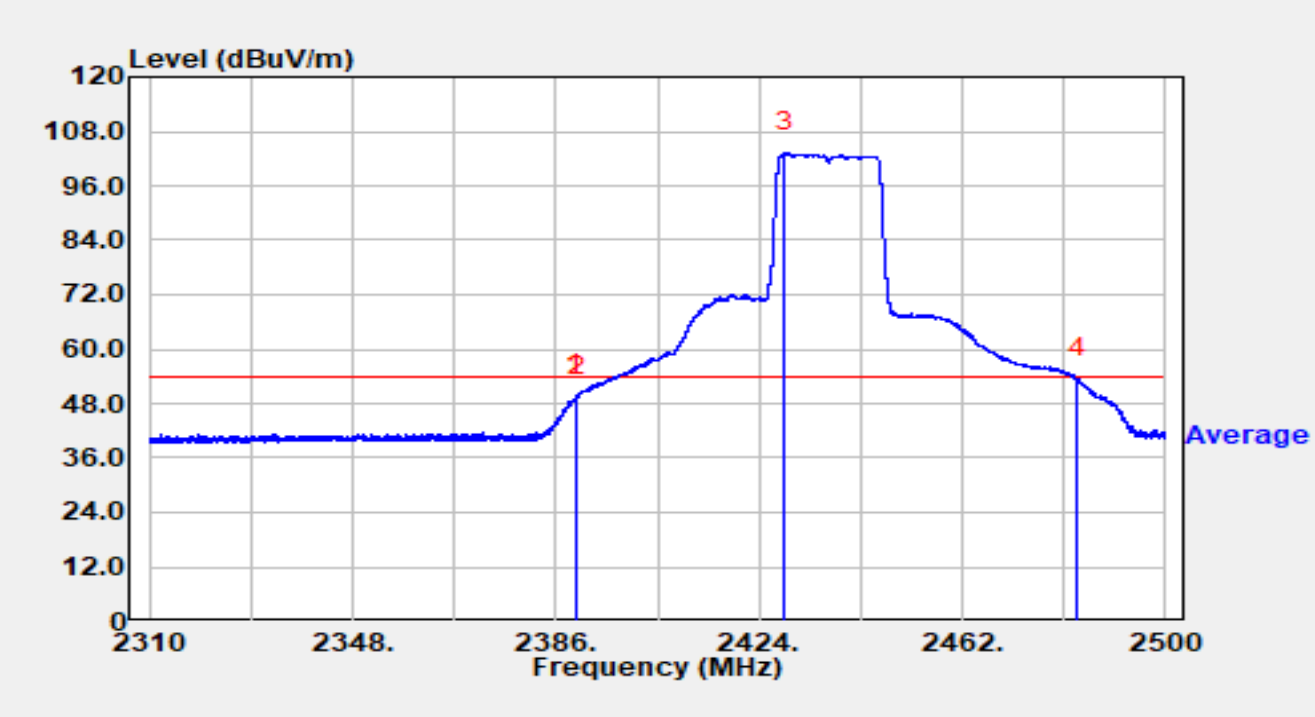

No	Mark	Frequency (MHz)	Reading (dBμV)	C.F (dB/m)	Measurement (dBμV/m)	Margin (dB)	Limit (dBμV/m)	Detector
1		2389.781	20.23	29.59	49.82	-4.18	54.00	Average
2		2390.000	19.99	29.59	49.58	-4.42	54.00	Average
3		2428.750	73.71	29.65	103.37	N/A	N/A	Average
4	*	2483.500	23.69	29.76	53.45	-0.55	54.00	Average

Notes:

1. " * ", means this data is the worst emission level.

2. C.F (dB/m) = Antenna Factor (dB/m) + Cable Loss (dB).

3. Measurement (dBμV/m) = Reading (dBμV) + C.F (dB/m).

Site	WJ-AC2	Test Date	2025-01-05
Temperature	16.4 °C	Humidity	44.3%
Limit	FCC_Part15_Band Edge(3m)_PK	Test Engineer	Carl Jiang
Factor	DRH18-E_07105	Polarity	Vertical
EUT	ACCESS POINT	Test Voltage	By PoE
Test Mode	Transmit by 802.11be-EHT20 at 2437MHz		

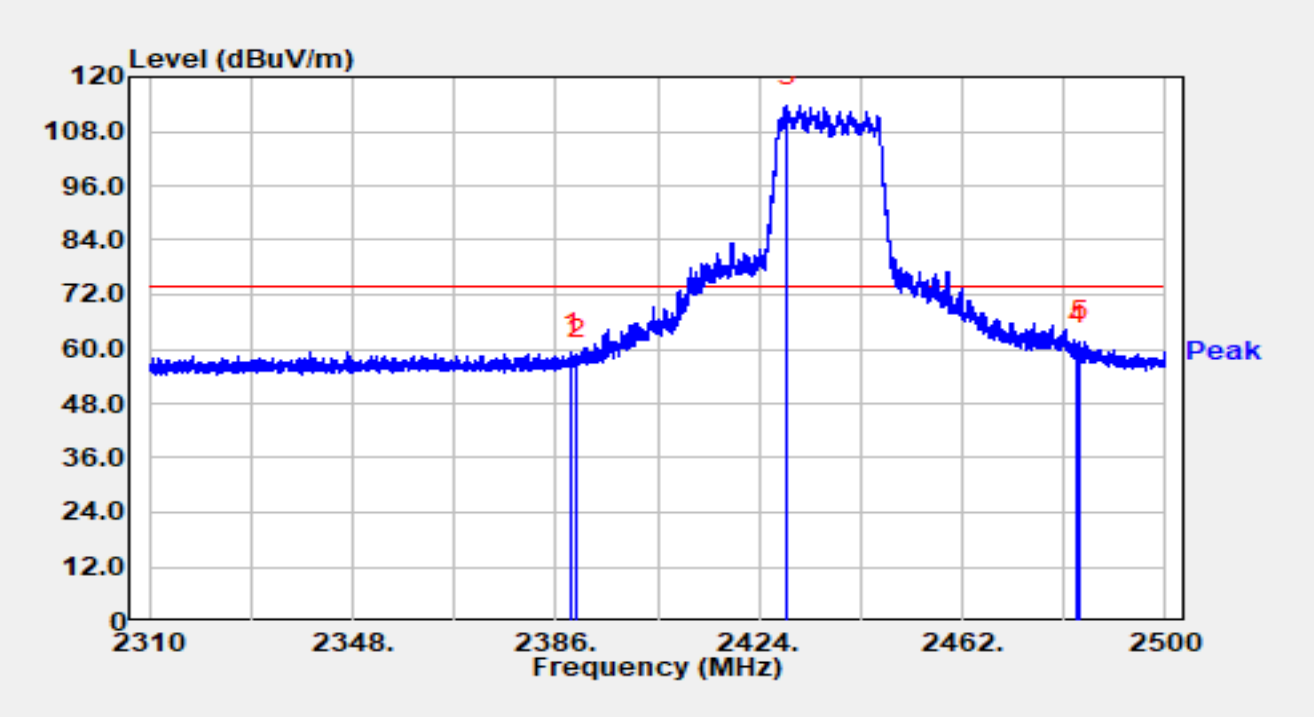

No	Mark	Frequency (MHz)	Reading (dBμV)	C.F (dB/m)	Measurement (dBμV/m)	Margin (dB)	Limit (dBμV/m)	Detector
1		2388.907	29.53	29.59	59.12	-14.88	74.00	Peak
2		2390.000	28.03	29.59	57.63	-16.37	74.00	Peak
3		2429.244	83.87	29.65	113.52	N/A	N/A	Peak
4		2483.500	31.21	29.76	60.98	-13.02	74.00	Peak
5	*	2484.097	31.94	29.77	61.71	-12.29	74.00	Peak

Notes:

1. " * ", means this data is the worst emission level.

2. C.F (dB/m) = Antenna Factor (dB/m) + Cable Loss (dB).

3. Measurement (dBμV/m) = Reading (dBμV) + C.F (dB/m).

Site	WJ-AC2	Test Date	2025-01-05
Temperature	16.4 °C	Humidity	44.3%
Limit	FCC_Part15_Band Edge(3m)_AV	Test Engineer	Carl Jiang
Factor	DRH18-E_07105	Polarity	Vertical
EUT	ACCESS POINT	Test Voltage	By PoE
Test Mode	Transmit by 802.11be-EHT20 at 2437MHz		

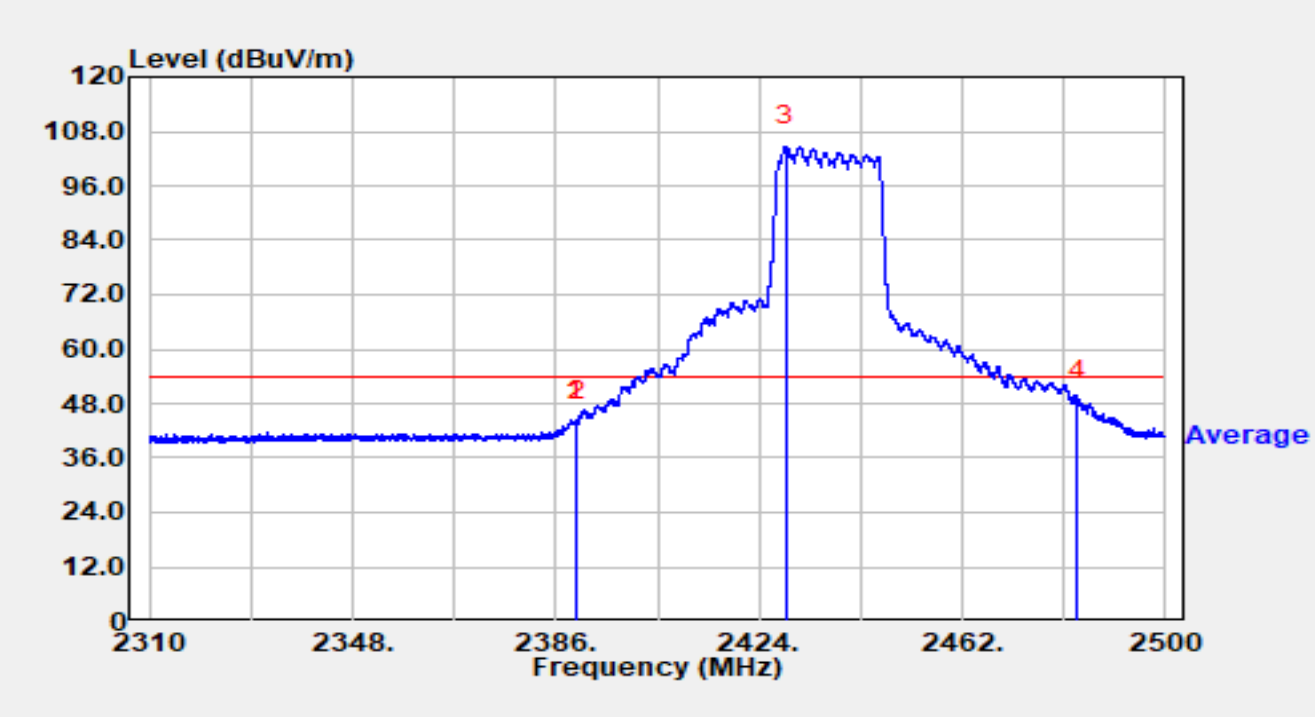

No	Mark	Frequency (MHz)	Reading (dBμV)	C.F (dB/m)	Measurement (dBμV/m)	Margin (dB)	Limit (dBμV/m)	Detector
1		2389.743	14.76	29.59	44.35	-9.65	54.00	Average
2		2390.000	14.37	29.59	43.97	-10.03	54.00	Average
3		2428.978	75.11	29.65	104.77	N/A	N/A	Average
4	*	2483.500	19.14	29.76	48.90	-5.10	54.00	Average

Notes:

1. " * ", means this data is the worst emission level.

2. C.F (dB/m) = Antenna Factor (dB/m) + Cable Loss (dB).

3. Measurement (dBμV/m) = Reading (dBμV) + C.F (dB/m).

Site	WJ-AC2	Test Date	2025-01-07
Temperature	18.4 °C	Humidity	33.4%
Limit	FCC_Part15_Band Edge(3m)_PK	Test Engineer	Bob Zhang
Factor	DRH18-E_07105	Polarity	Horizontal
EUT	ACCESS POINT	Test Voltage	By PoE
Test Mode	Transmit by 802.11be-EHT20 at 2457MHz		

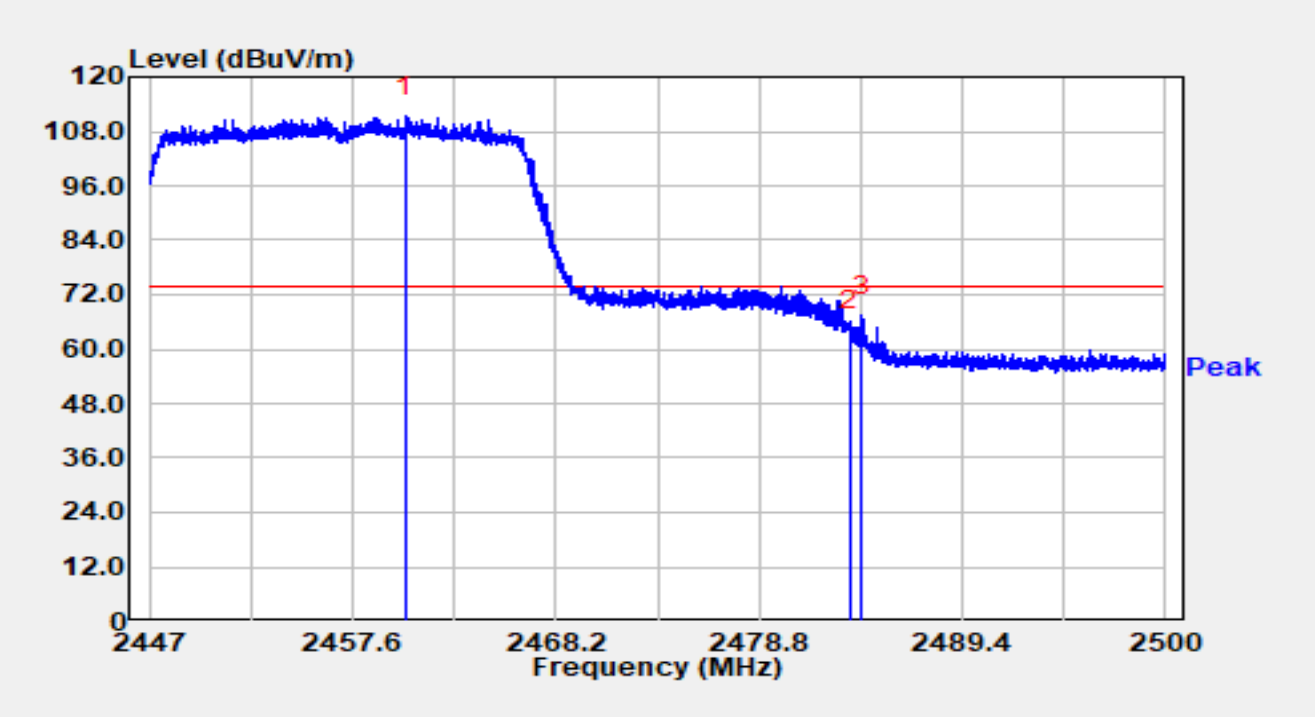

No	Mark	Frequency (MHz)	Reading (dBμV)	C.F (dB/m)	Measurement (dBμV/m)	Margin (dB)	Limit (dBμV/m)	Detector
1		2460.377	81.56	29.71	111.27	N/A	N/A	Peak
2		2483.500	34.15	29.76	63.91	-10.09	74.00	Peak
3	*	2484.185	37.57	29.77	67.33	-6.67	74.00	Peak

Notes:

1. " * ", means this data is the worst emission level.

2. C.F (dB/m) = Antenna Factor (dB/m) + Cable Loss (dB).

3. Measurement (dBμV/m) = Reading (dBμV) + C.F (dB/m).

Site	WJ-AC2	Test Date	2025-01-07
Temperature	18.4 °C	Humidity	33.4%
Limit	FCC_Part15_Band Edge(3m)_AV	Test Engineer	Bob Zhang
Factor	DRH18-E_07105	Polarity	Horizontal
EUT	ACCESS POINT	Test Voltage	By PoE
Test Mode	Transmit by 802.11be-EHT20 at 2457MHz		

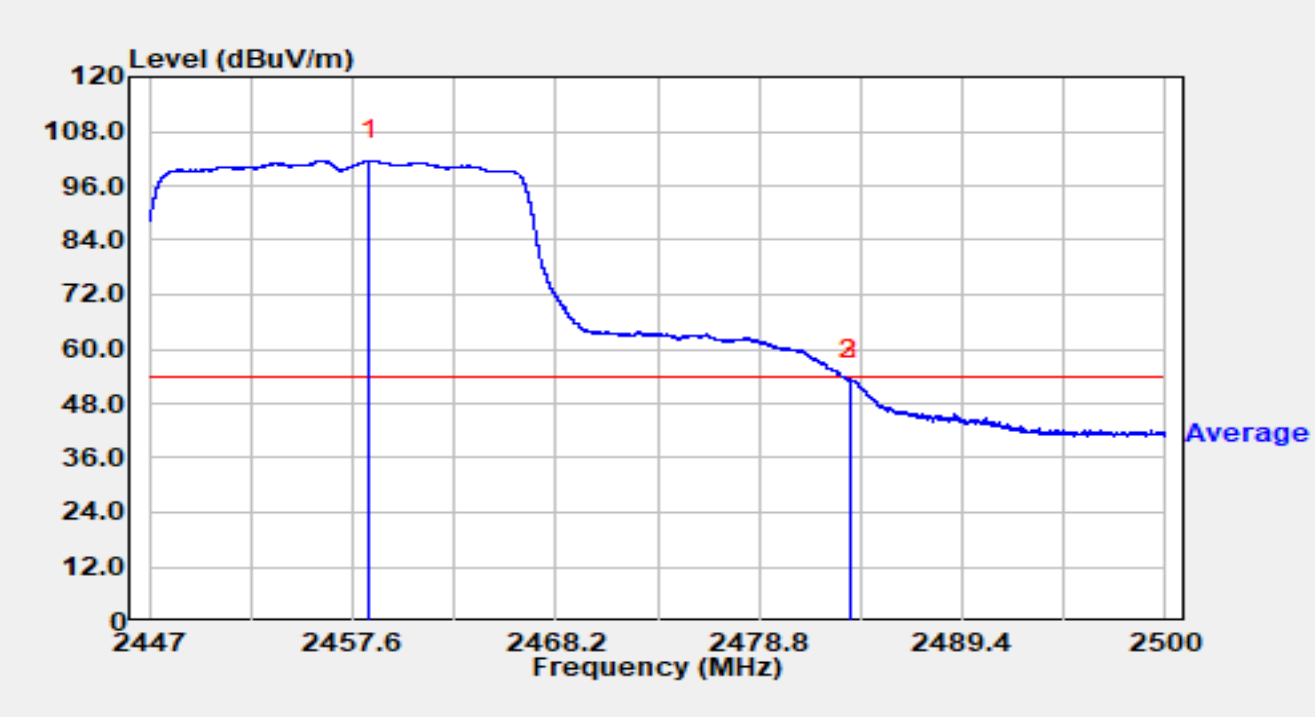

No	Mark	Frequency (MHz)	Reading (dBμV)	C.F (dB/m)	Measurement (dBμV/m)	Margin (dB)	Limit (dBμV/m)	Detector
1		2458.453	71.88	29.71	101.59	N/A	N/A	Average
2		2483.500	23.28	29.76	53.05	-0.95	54.00	Average
3	*	2483.559	23.64	29.76	53.41	-0.59	54.00	Average

Notes:

1. " * ", means this data is the worst emission level.

2. C.F (dB/m) = Antenna Factor (dB/m) + Cable Loss (dB).

3. Measurement (dBμV/m) = Reading (dBμV) + C.F (dB/m).

Site	WJ-AC2	Test Date	2025-01-07
Temperature	18.4 °C	Humidity	33.4%
Limit	FCC_Part15_Band Edge(3m)_PK	Test Engineer	Bob Zhang
Factor	DRH18-E_07105	Polarity	Vertical
EUT	ACCESS POINT	Test Voltage	By PoE
Test Mode	Transmit by 802.11be-EHT20 at 2457MHz		

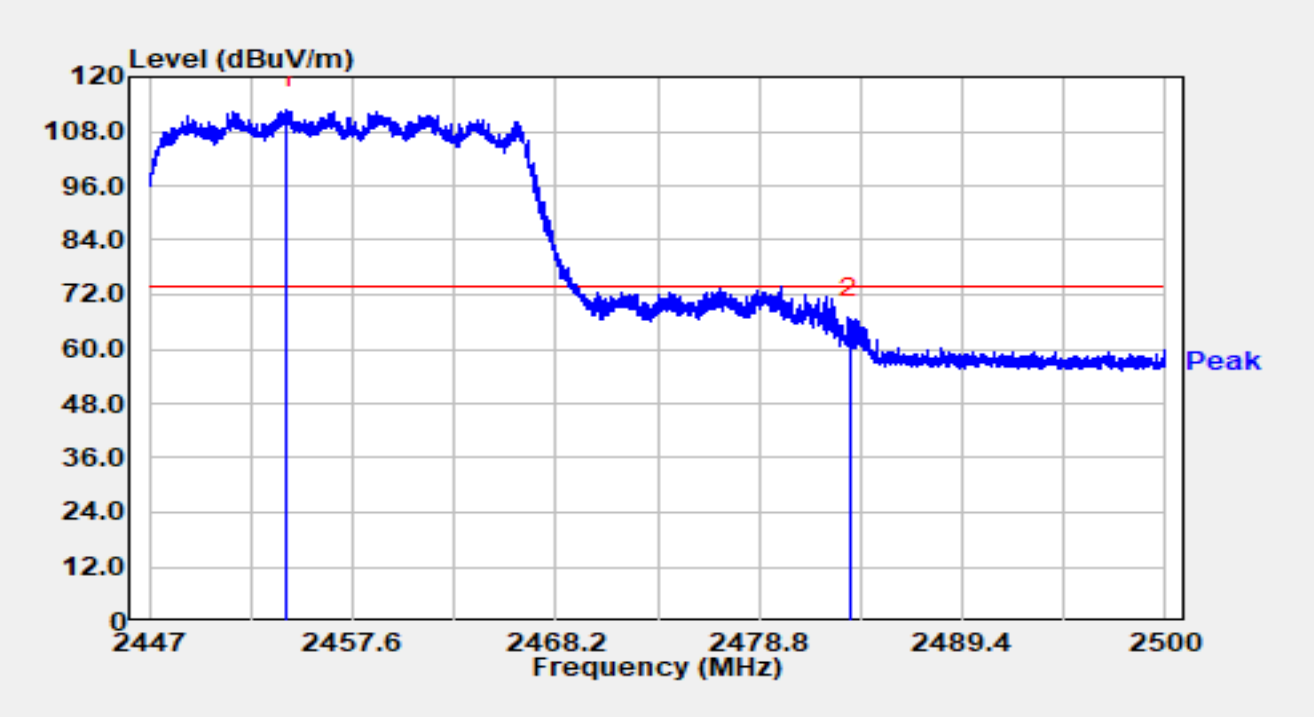

No	Mark	Frequency (MHz)	Reading (dBμV)	C.F (dB/m)	Measurement (dBμV/m)	Margin (dB)	Limit (dBμV/m)	Detector
1		2454.187	83.25	29.70	112.95	N/A	N/A	Peak
2	*	2483.500	37.01	29.76	66.78	-7.22	74.00	Peak

Notes:

1. " * ", means this data is the worst emission level.

2. C.F (dB/m) = Antenna Factor (dB/m) + Cable Loss (dB).

3. Measurement (dBμV/m) = Reading (dBμV) + C.F (dB/m).

Site	WJ-AC2	Test Date	2025-01-07
Temperature	18.4 °C	Humidity	33.4%
Limit	FCC_Part15_Band Edge(3m)_AV	Test Engineer	Bob Zhang
Factor	DRH18-E_07105	Polarity	Vertical
EUT	ACCESS POINT	Test Voltage	By PoE
Test Mode	Transmit by 802.11be-EHT20 at 2457MHz		

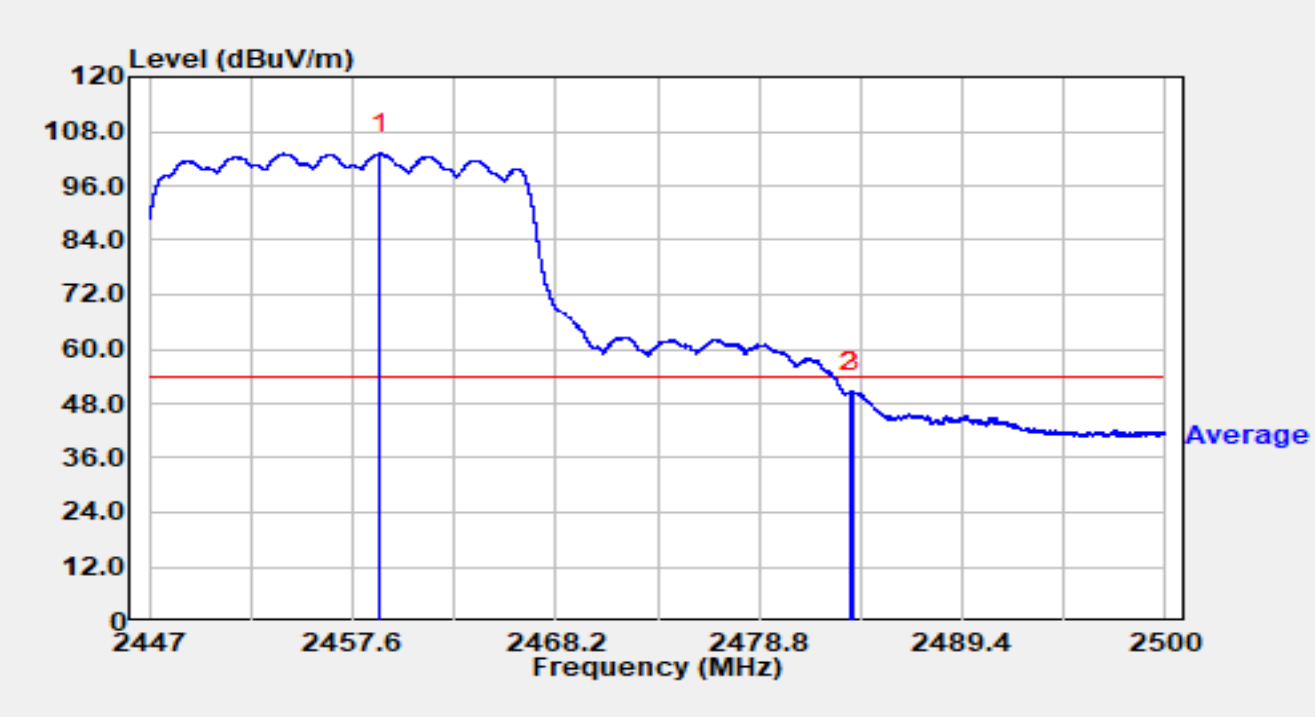

No	Mark	Frequency (MHz)	Reading (dBμV)	C.F (dB/m)	Measurement (dBμV/m)	Margin (dB)	Limit (dBμV/m)	Detector
1		2459.052	73.34	29.71	103.04	N/A	N/A	Average
2		2483.500	20.81	29.76	50.57	-3.43	54.00	Average
3	*	2483.655	20.89	29.76	50.66	-3.34	54.00	Average

Notes:

1. " * ", means this data is the worst emission level.

2. C.F (dB/m) = Antenna Factor (dB/m) + Cable Loss (dB).

3. Measurement (dBμV/m) = Reading (dBμV) + C.F (dB/m).

Site	WJ-AC2	Test Date	2025-01-04
Temperature	18.1 °C	Humidity	53.6%
Limit	FCC_Part15_Band Edge(3m)_PK	Test Engineer	Bob Zhang
Factor	DRH18-E_07105	Polarity	Horizontal
EUT	ACCESS POINT	Test Voltage	By PoE
Test Mode	Transmit by 802.11be-EHT20 at 2462MHz		

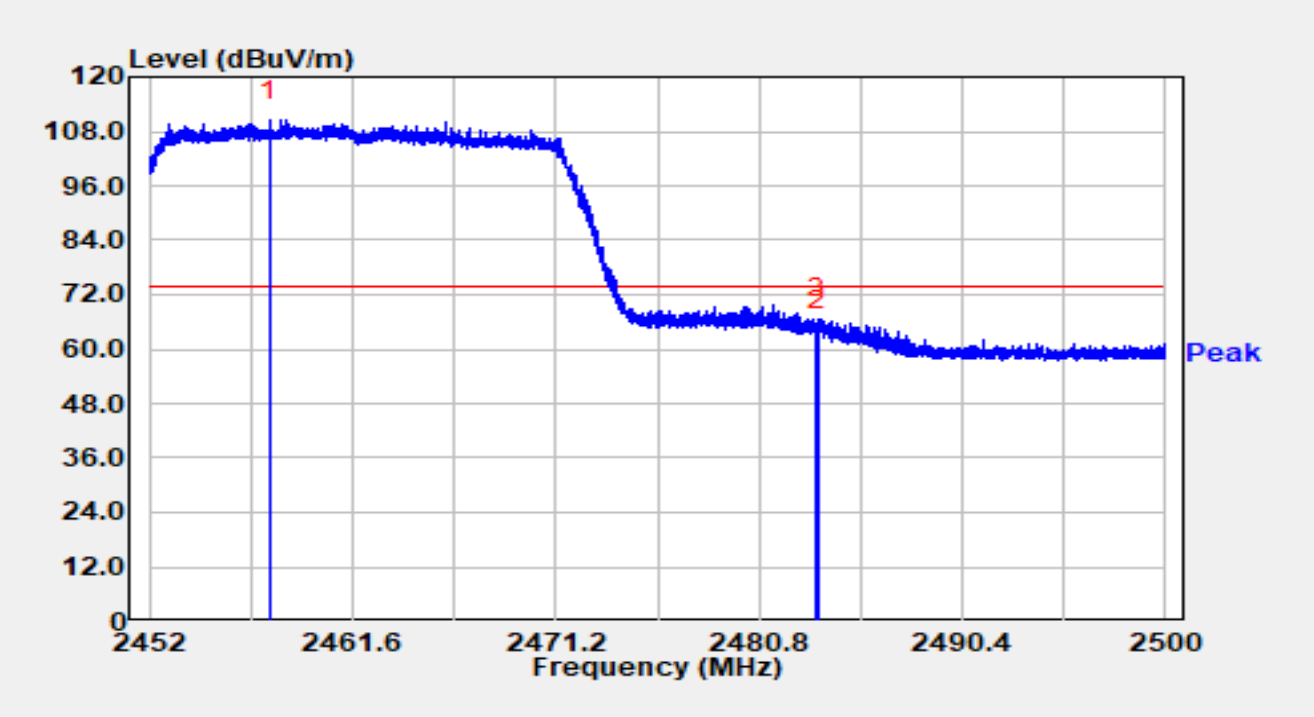

No	Mark	Frequency (MHz)	Reading (dBμV)	C.F (dB/m)	Measurement (dBμV/m)	Margin (dB)	Limit (dBμV/m)	Detector
1		2457.698	80.76	29.70	110.46	N/A	N/A	Peak
2		2483.500	34.23	29.76	63.99	-10.01	74.00	Peak
3	*	2483.560	36.96	29.76	66.73	-7.27	74.00	Peak

Notes:

1. " * ", means this data is the worst emission level.

2. C.F (dB/m) = Antenna Factor (dB/m) + Cable Loss (dB).

3. Measurement (dBμV/m) = Reading (dBμV) + C.F (dB/m).

Site	WJ-AC2	Test Date	2025-01-04
Temperature	18.1 °C	Humidity	53.6%
Limit	FCC_Part15_Band Edge(3m)_AV	Test Engineer	Bob Zhang
Factor	DRH18-E_07105	Polarity	Horizontal
EUT	ACCESS POINT	Test Voltage	By PoE
Test Mode	Transmit by 802.11be-EHT20 at 2462MHz		

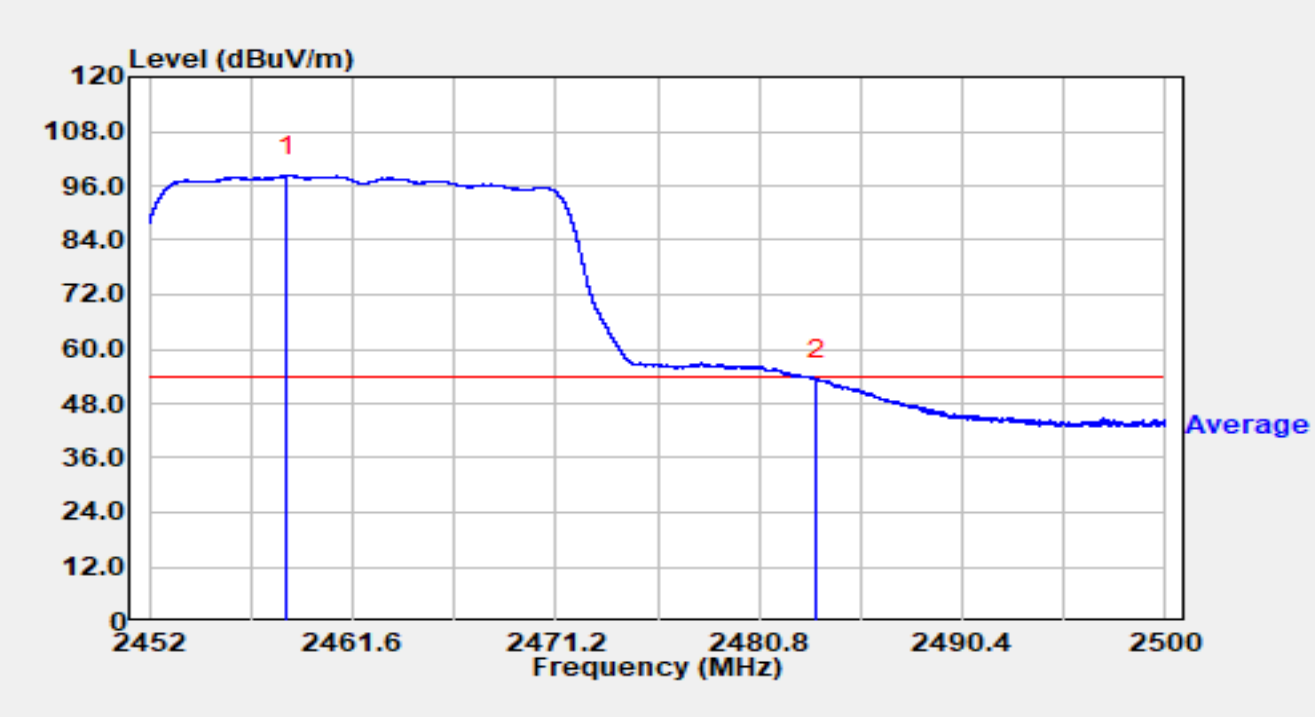

No	Mark	Frequency (MHz)	Reading (dBμV)	C.F (dB/m)	Measurement (dBμV/m)	Margin (dB)	Limit (dBμV/m)	Detector
1		2458.461	68.52	29.71	98.23	N/A	N/A	Average
2	*	2483.500	23.59	29.76	53.35	-0.65	54.00	Average

Notes:

1. " * ", means this data is the worst emission level.

2. C.F (dB/m) = Antenna Factor (dB/m) + Cable Loss (dB).

3. Measurement (dBμV/m) = Reading (dBμV) + C.F (dB/m).

Site	WJ-AC2	Test Date	2025-01-04
Temperature	18.1 °C	Humidity	53.6%
Limit	FCC_Part15_Band Edge(3m)_PK	Test Engineer	Bob Zhang
Factor	DRH18-E_07105	Polarity	Vertical
EUT	ACCESS POINT	Test Voltage	By PoE
Test Mode	Transmit by 802.11be-EHT20 at 2462MHz		

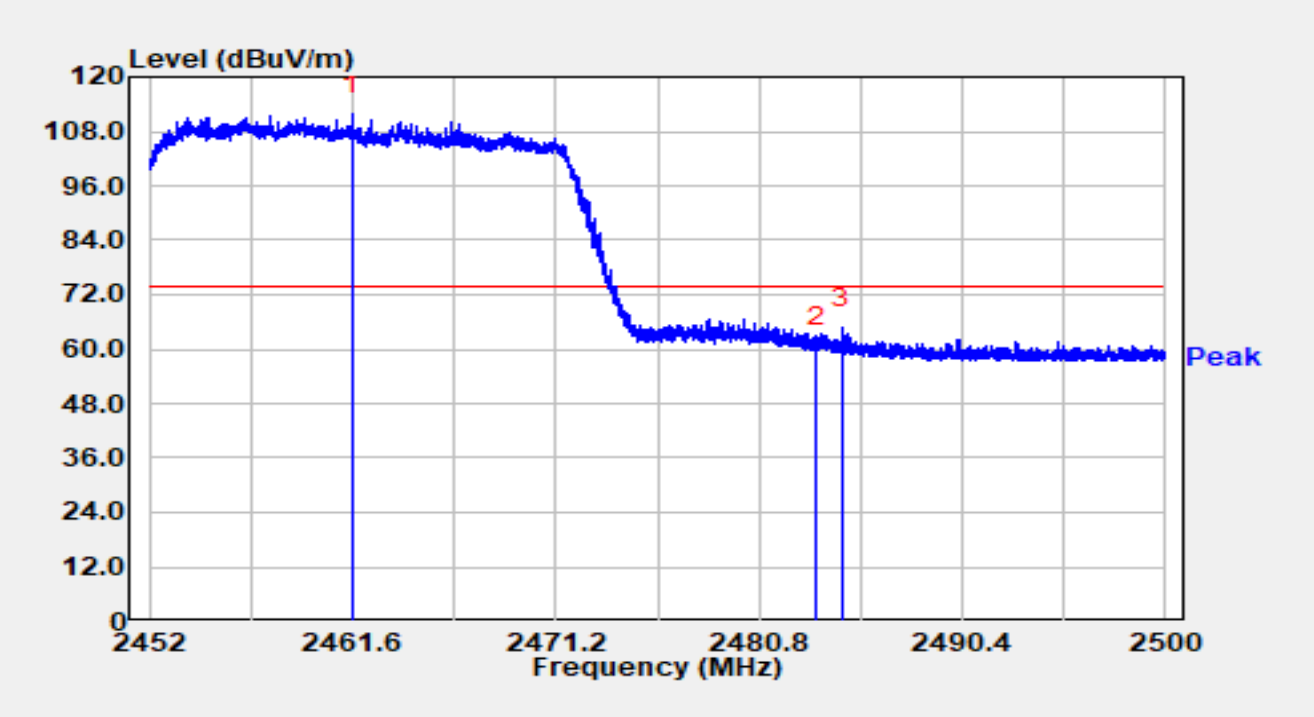

No	Mark	Frequency (MHz)	Reading (dBμV)	C.F (dB/m)	Measurement (dBμV/m)	Margin (dB)	Limit (dBμV/m)	Detector
1		2461.571	82.03	29.71	111.74	N/A	N/A	Peak
2		2483.500	30.81	29.76	60.57	-13.43	74.00	Peak
3	*	2484.702	34.83	29.77	64.59	-9.41	74.00	Peak

Notes:

1. " * ", means this data is the worst emission level.

2. C.F (dB/m) = Antenna Factor (dB/m) + Cable Loss (dB).

3. Measurement (dBμV/m) = Reading (dBμV) + C.F (dB/m).

Site	WJ-AC2	Test Date	2025-01-04
Temperature	18.1 °C	Humidity	53.6%
Limit	FCC_Part15_Band Edge(3m)_AV	Test Engineer	Bob Zhang
Factor	DRH18-E_07105	Polarity	Vertical
EUT	ACCESS POINT	Test Voltage	By PoE
Test Mode	Transmit by 802.11be-EHT20 at 2462MHz		

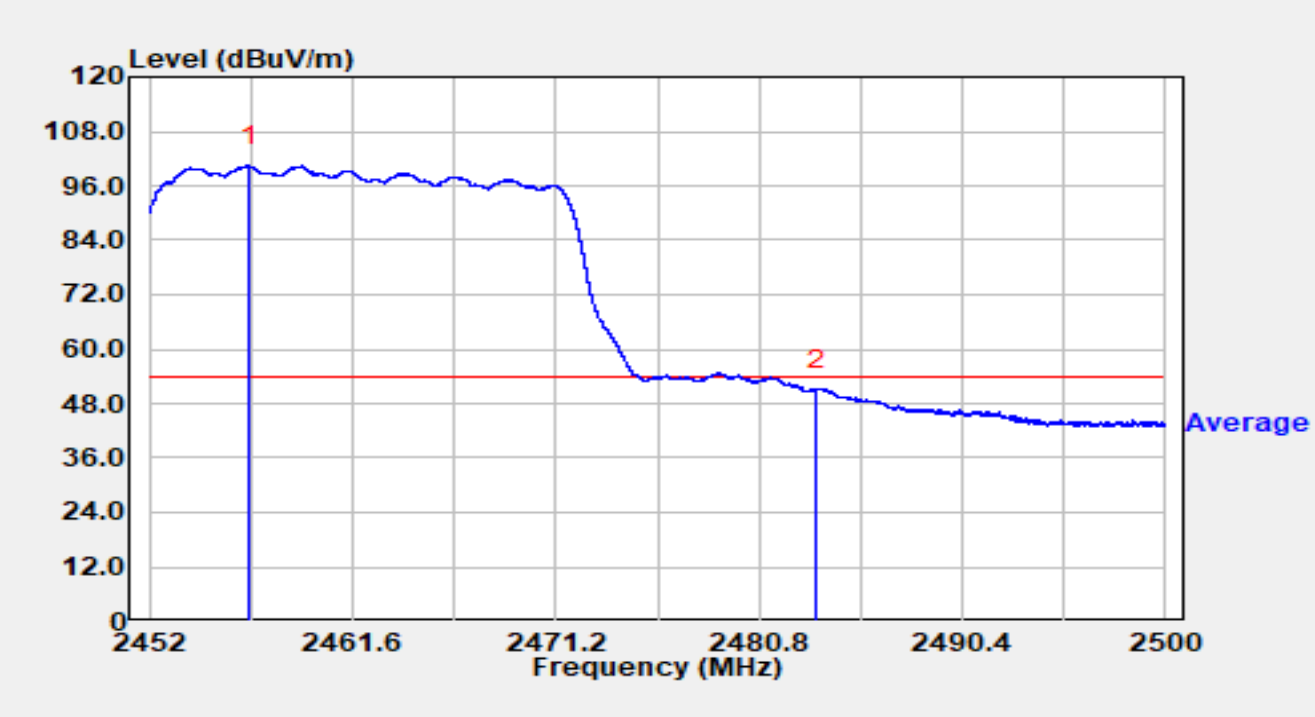

No	Mark	Frequency (MHz)	Reading (dBμV)	C.F (dB/m)	Measurement (dBμV/m)	Margin (dB)	Limit (dBμV/m)	Detector
1		2456.709	70.69	29.70	100.39	N/A	N/A	Average
2	*	2483.500	21.30	29.76	51.07	-2.93	54.00	Average

Notes:

1. " * ", means this data is the worst emission level.

2. C.F (dB/m) = Antenna Factor (dB/m) + Cable Loss (dB).

3. Measurement (dBμV/m) = Reading (dBμV) + C.F (dB/m).

A.8 AC Conducted Emissions Test Result

Site	WJ-SR5	Test Date	2025-02-18
Temperature	15.3 °C	Humidity	40.4 %
Limit	FCC Part 15.207_CE_QP	Test Engineer	Carl Jiang
Factor	ENV216-07202_L1_Filter Off	Polarity	Line1
EUT	ACCESS POINT	Test Voltage	AC 120V/60Hz
Test Mode	Transmit by 802.11b at 2412MHz		

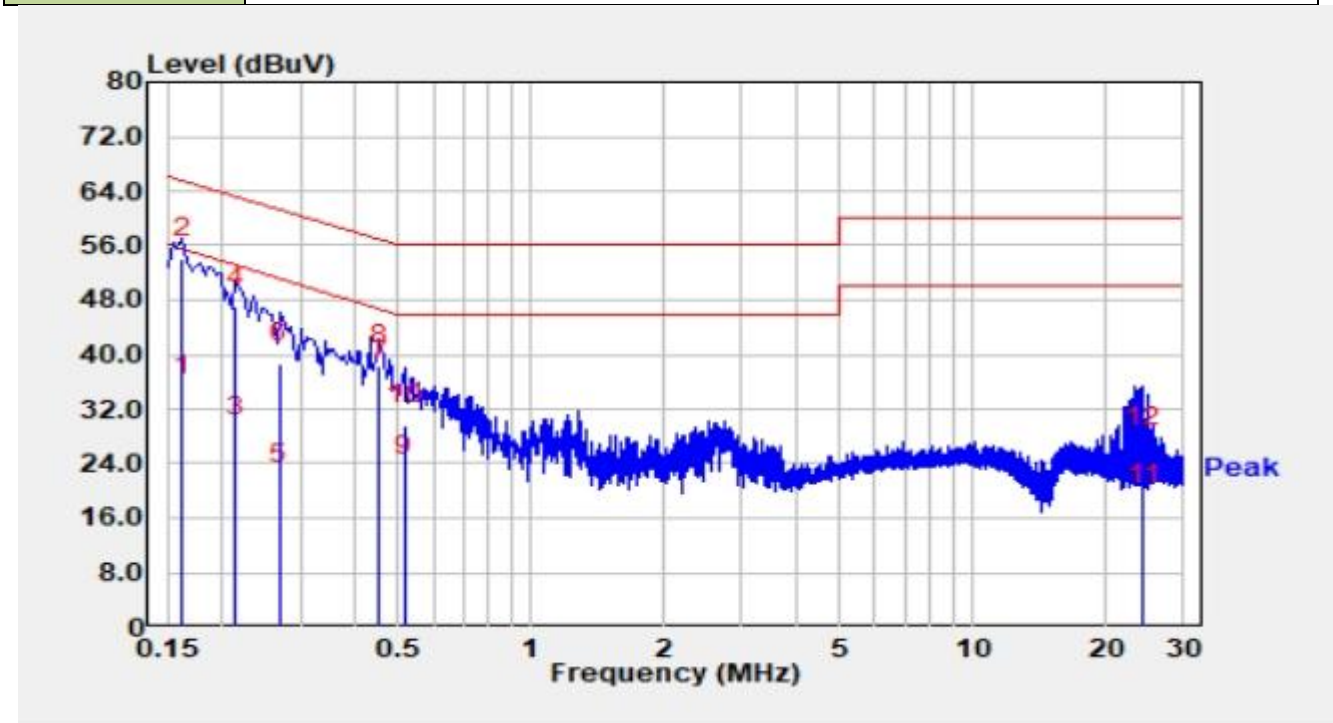

No	Mark	Frequency (MHz)	Reading (dBµV)	C.F (dB)	Measurement (dBµV)	Margin (dB)	Limit (dBµV)	Detector
1		0.162	24.40	9.67	34.07	-21.29	55.36	Average
2		0.162	44.50	9.67	54.17	-11.19	65.36	QP
3		0.214	18.10	9.69	27.79	-25.26	53.05	Average
4		0.214	37.30	9.69	46.99	-16.06	63.05	QP
5		0.270	11.20	9.71	20.91	-30.21	51.12	Average
6		0.270	29.00	9.71	38.71	-22.41	61.12	QP
7	*	0.454	26.40	9.79	36.19	-10.61	46.80	Average
8		0.454	28.70	9.79	38.49	-18.31	56.80	QP
9		0.518	12.40	9.82	22.22	-23.78	46.00	Average
10		0.518	19.90	9.82	29.72	-26.28	56.00	QP
11		24.276	7.90	10.17	18.07	-31.93	50.00	Average
12		24.276	16.30	10.17	26.47	-33.53	60.00	QP

Notes:

1. " * ", means this data is the worst emission level.
2. C.F (dB) = LISN Factor (dB) + Cable Loss (dB).
3. Measurement (dBμV) = Reading (dBμV) + C.F (dB).

Site	WJ-SR5	Test Date	2025-02-18
Temperature	15.3 °C	Humidity	40.4 %
Limit	FCC Part 15.207_CE_QP	Test Engineer	Carl Jiang
Factor	ENV216-07202_N_Filter Off	Polarity	Neutral
EUT	ACCESS POINT	Test Voltage	AC 120V/60Hz
Test Mode	Transmit by 802.11b at 2412MHz		

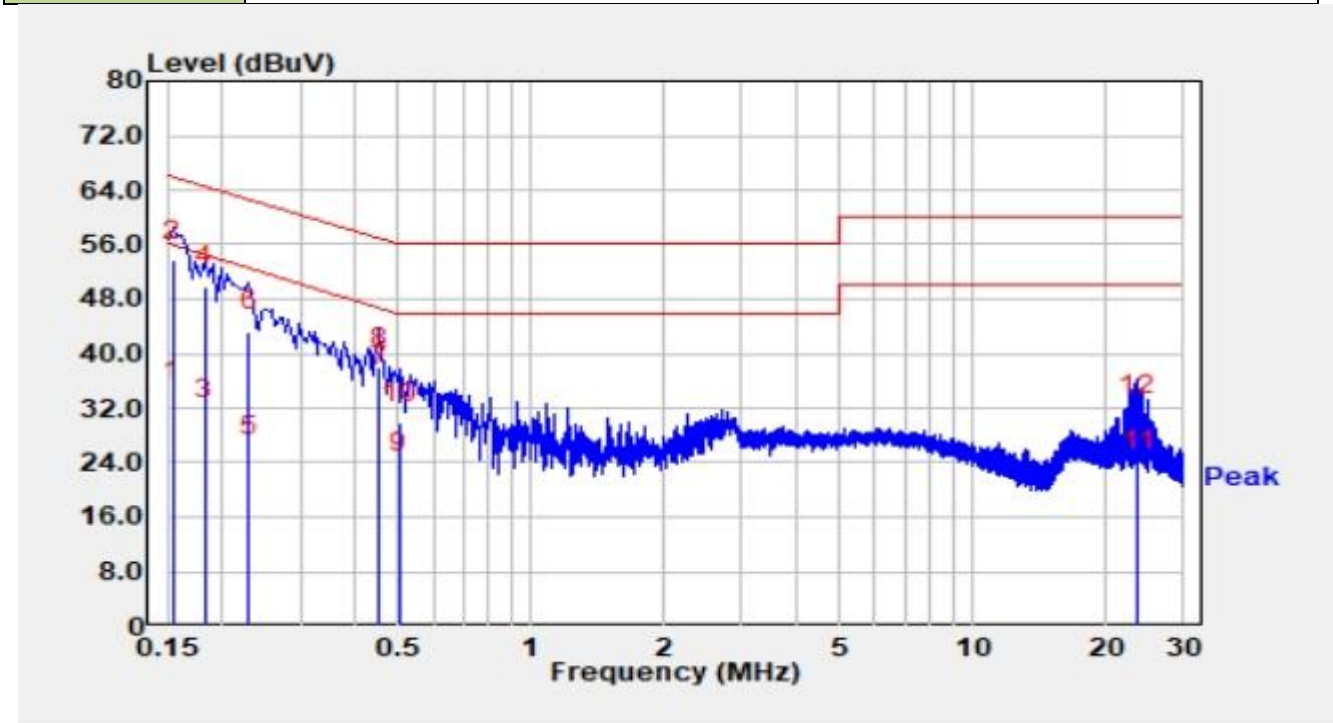

No	Mark	Frequency (MHz)	Reading (dBμV)	C.F (dB)	Measurement (dBμV)	Margin (dB)	Limit (dBμV)	Detector
1		0.154	23.40	9.67	33.07	-22.71	55.78	Average
2		0.154	44.00	9.67	53.67	-12.11	65.78	QP
3		0.182	20.70	9.68	30.38	-24.01	54.39	Average
4		0.182	40.20	9.68	49.88	-14.51	64.39	QP
5		0.230	15.30	9.70	25.00	-27.45	52.45	Average
6		0.230	33.50	9.70	43.20	-19.25	62.45	QP
7	*	0.454	25.40	9.79	35.19	-11.61	46.80	Average
8		0.454	28.10	9.79	37.89	-18.91	56.80	QP
9		0.502	12.80	9.81	22.61	-23.39	46.00	Average
10		0.502	20.00	9.81	29.81	-26.19	56.00	QP
11		23.664	12.60	10.26	22.86	-27.15	50.00	Average
12		23.664	20.60	10.26	30.86	-29.15	60.00	QP

Notes:

1. " * ", means this data is the worst emission level.

2. C.F (dB) = LISN Factor (dB) + Cable Loss (dB).
3. Measurement (dBμV) = Reading (dBμV) + C.F (dB).

Appendix B – Test Setup Photograph

Refer to “2412RSU035-UT” file.

Appendix C – EUT Photograph

Refer to “2412RSU035-UE” file.

The End