Site: SIP-AC3	Test Date: 2024-06-09
Limit: FCC_2.4G_RE(3m)	Engineer: Justin Guo
Probe: HF907_102861_1-18GHz	Polarity: Horizontal
EUT: ACCESS POINT	Power: AC 120V/60Hz
Test Mode: Transmit at Ant 2 - Filter 3# - 2480MHz and Ant 1 - Filter 7# - 2478MHz	

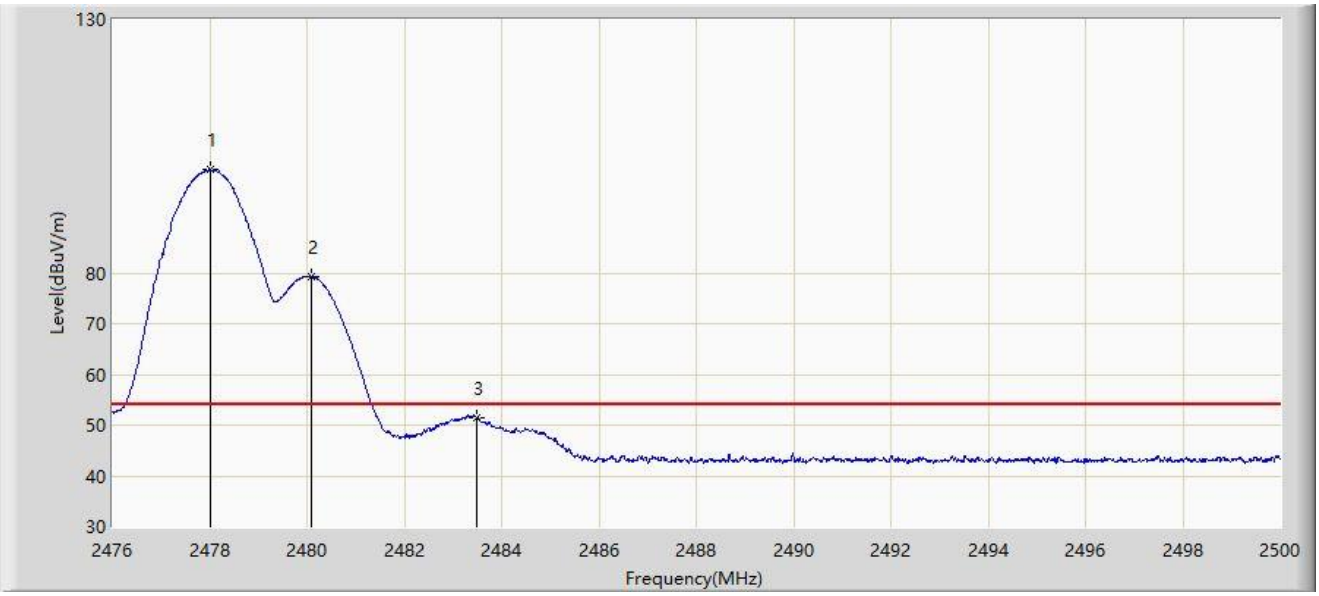

No	Mark	Frequency (MHz)	Measure Level (dBμV/m)	Reading Level (dBμV)	Margin (dB)	Limit (dBμV/m)	Factor (dB/m)	Type
1		2478.004	100.334	68.061	N/A	N/A	32.273	AV
2		2480.092	79.320	47.037	N/A	N/A	32.282	AV
3	*	2483.500	51.390	19.090	-2.610	54.000	32.300	AV

Note 1: " * ", means this data is the worst emission level.

Note 2: Measure Level (dBμV/m) = Reading Level (dBμV) + Factor (dB/m).

Note 3: Factor (dB/m) = Cable Loss (dB) + Antenna Factor (dB/m).

Site: SIP-AC3	Test Date: 2024-06-09
Limit: FCC_2.4G_RE(3m)	Engineer: Justin Guo
Probe: HF907_102861_1-18GHz	Polarity: Vertical
EUT: ACCESS POINT	Power: AC 120V/60Hz
Test Mode: Transmit at Ant 2 - Filter 3# - 2480MHz and Ant 1 - Filter 7# - 2478MHz	

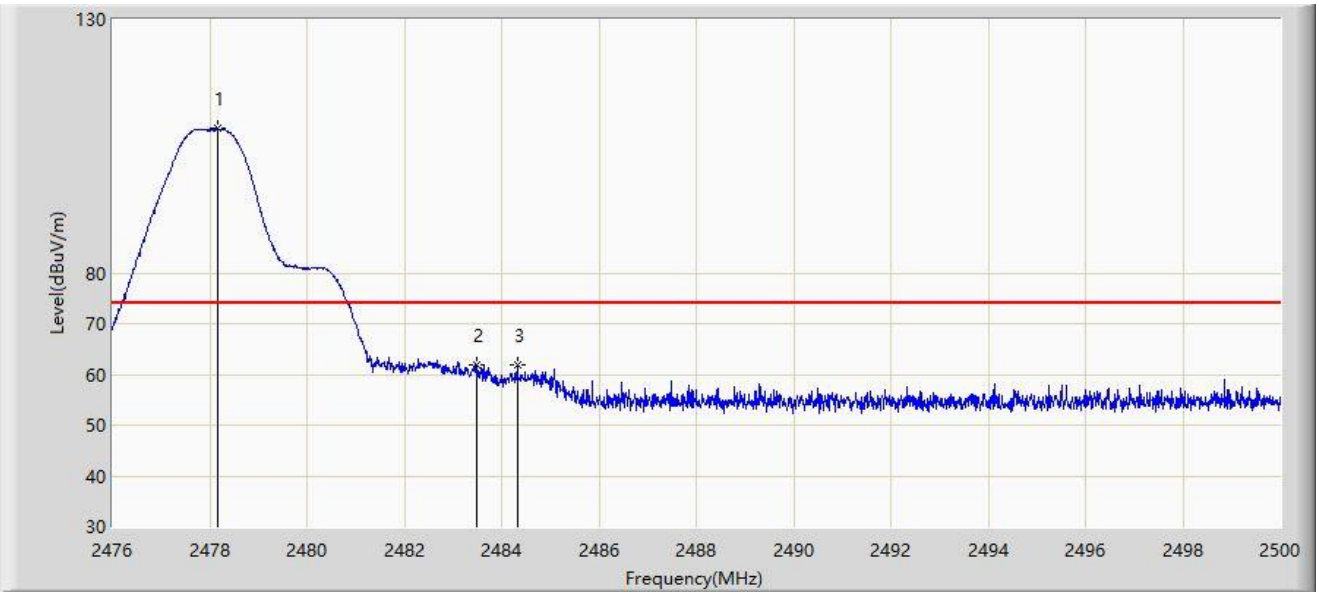

No	Mark	Frequency (MHz)	Measure Level (dBμV/m)	Reading Level (dBμV)	Margin (dB)	Limit (dBμV/m)	Factor (dB/m)	Type
1		2478.160	108.456	76.182	N/A	N/A	32.274	PK
2		2483.500	61.830	29.530	N/A	N/A	32.300	PK
3	*	2484.316	61.888	29.583	-12.112	74.000	32.305	PK

Note 1: " * ", means this data is the worst emission level.

Note 2: Measure Level (dBμV/m) = Reading Level (dBμV) + Factor (dB/m).

Note 3: Factor (dB/m) = Cable Loss (dB) + Antenna Factor (dB/m).

Site: SIP-AC3	Test Date: 2024-06-09
Limit: FCC_2.4G_RE(3m)	Engineer: Justin Guo
Probe: HF907_102861_1-18GHz	Polarity: Vertical
EUT: ACCESS POINT	Power: AC 120V/60Hz
Test Mode: Transmit at Ant 2 - Filter 3# - 2480MHz and Ant 1 - Filter 7# - 2478MHz	

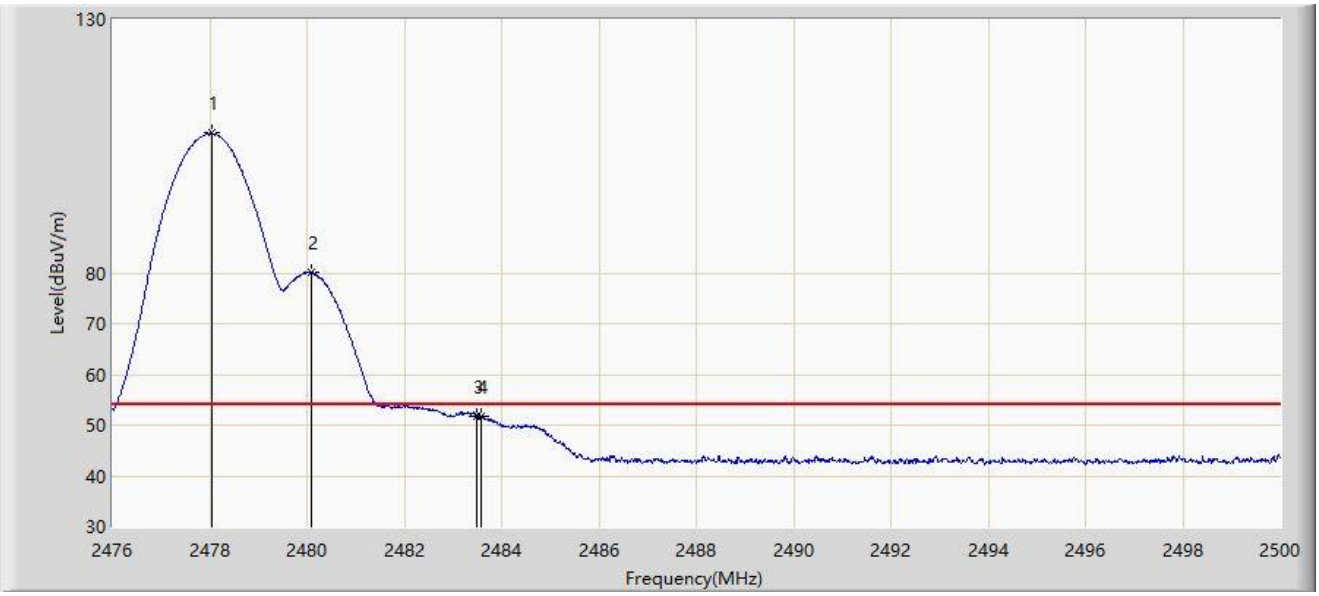

No	Mark	Frequency (MHz)	Measure Level (dBμV/m)	Reading Level (dBμV)	Margin (dB)	Limit (dBμV/m)	Factor (dB/m)	Type
1		2478.040	107.538	75.264	N/A	N/A	32.274	AV
2		2480.092	80.067	47.784	N/A	N/A	32.282	AV
3		2483.500	51.657	19.357	-2.343	54.000	32.300	AV
4	*	2483.572	51.771	19.470	-2.229	54.000	32.301	AV

Note 1: " * ", means this data is the worst emission level.

Note 2: Measure Level (dBμV/m) = Reading Level (dBμV) + Factor (dB/m).

Note 3: Factor (dB/m) = Cable Loss (dB) + Antenna Factor (dB/m).

Site: SIP-AC3	Test Date: 2024-06-09
Limit: FCC_2.4G_RE(3m)	Engineer: Justin Guo
Probe: HF907_102861_1-18GHz	Polarity: Horizontal
EUT: ACCESS POINT	Power: AC 120V/60Hz
Test Mode: Transmit at Ant 2 - Filter 1# - 2468MHz and Ant 1 - Filter 9# - 2480MHz	

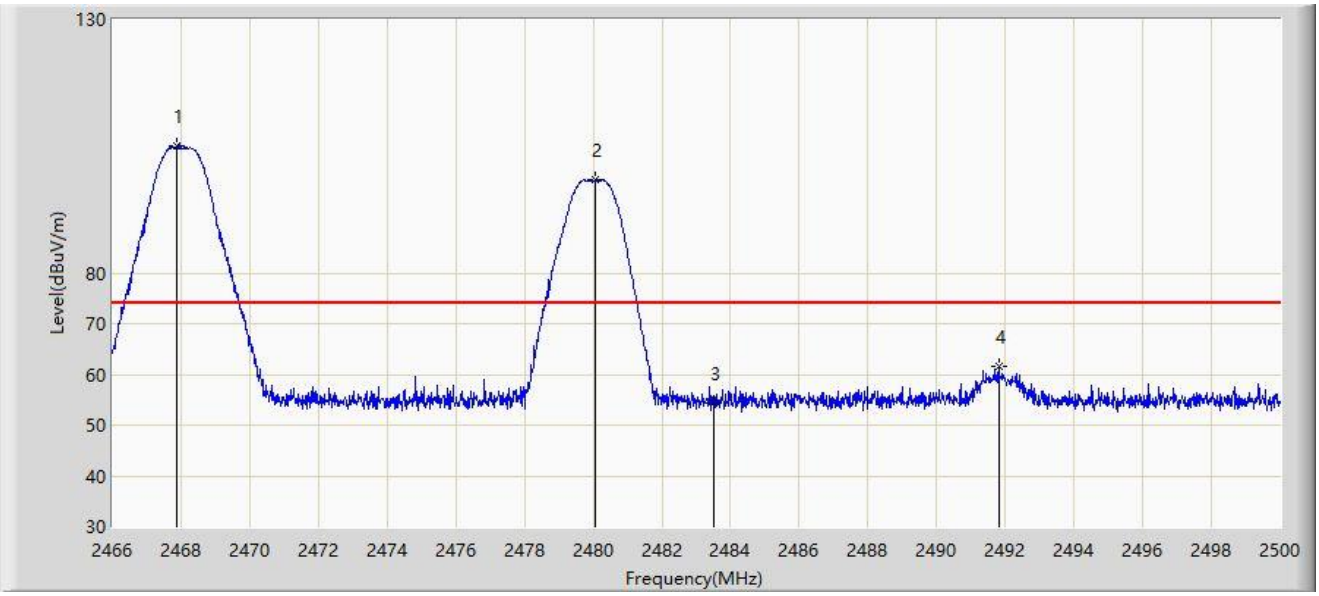

No	Mark	Frequency (MHz)	Measure Level (dBµV/m)	Reading Level (dBµV)	Margin (dB)	Limit (dBµV/m)	Factor (dB/m)	Type
1		2467.870	105.057	72.820	N/A	N/A	32.237	PK
2		2480.059	98.538	66.256	N/A	N/A	32.282	PK
3		2483.500	54.454	22.154	-19.546	74.000	32.300	PK
4	*	2491.806	61.552	29.209	-12.448	74.000	32.343	PK

Note 1: " * ", means this data is the worst emission level.

Note 2: Measure Level (dBµV/m) = Reading Level (dBµV) + Factor (dB/m).

Note 3: Factor (dB/m) = Cable Loss (dB) + Antenna Factor (dB/m).

Site: SIP-AC3	Test Date: 2024-06-09
Limit: FCC_2.4G_RE(3m)	Engineer: Justin Guo
Probe: HF907_102861_1-18GHz	Polarity: Horizontal
EUT: ACCESS POINT	Power: AC 120V/60Hz
Test Mode: Transmit at Ant 2 - Filter 1# - 2468MHz and Ant 1 - Filter 9# - 2480MHz	

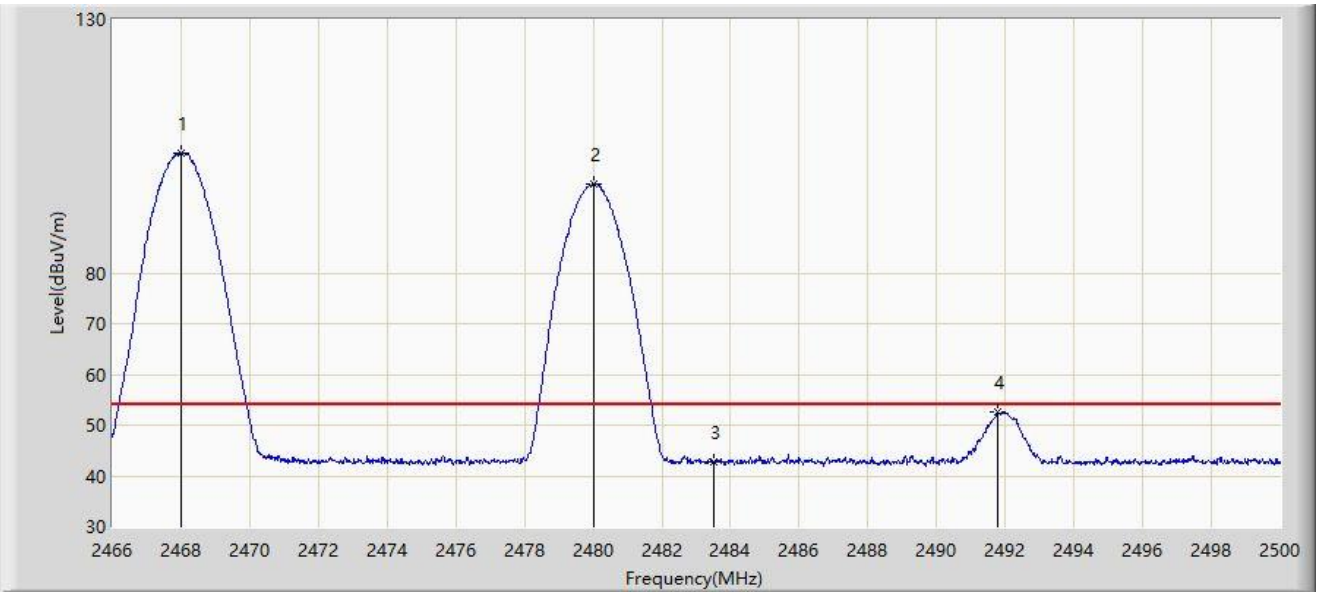

No	Mark	Frequency (MHz)	Measure Level (dBμV/m)	Reading Level (dBμV)	Margin (dB)	Limit (dBμV/m)	Factor (dB/m)	Type
1		2467.989	103.662	71.425	N/A	N/A	32.237	AV
2		2480.025	97.571	65.289	N/A	N/A	32.282	AV
3		2483.500	42.741	10.441	-11.259	54.000	32.300	AV
4	*	2491.772	52.715	20.372	-1.285	54.000	32.343	AV

Note 1: " * ", means this data is the worst emission level.

Note 2: Measure Level (dBμV/m) = Reading Level (dBμV) + Factor (dB/m).

Note 3: Factor (dB/m) = Cable Loss (dB) + Antenna Factor (dB/m).

Site: SIP-AC3	Test Date: 2024-06-09
Limit: FCC_2.4G_RE(3m)	Engineer: Justin Guo
Probe: HF907_102861_1-18GHz	Polarity: Vertical
EUT: ACCESS POINT	Power: AC 120V/60Hz
Test Mode: Transmit at Ant 2 - Filter 1# - 2468MHz and Ant 1 - Filter 9# - 2480MHz	

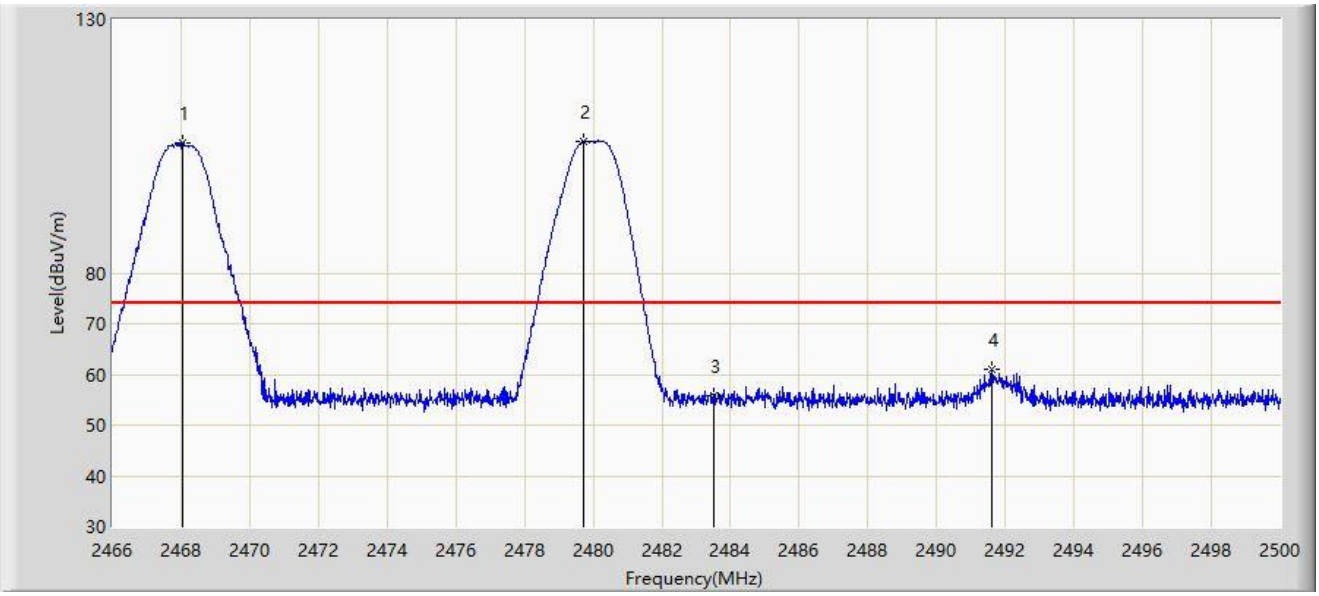

No	Mark	Frequency (MHz)	Measure Level (dBμV/m)	Reading Level (dBμV)	Margin (dB)	Limit (dBμV/m)	Factor (dB/m)	Type
1		2468.040	105.648	73.410	N/A	N/A	32.237	PK
2		2479.736	105.995	73.714	N/A	N/A	32.281	PK
3		2483.500	55.769	23.469	-18.231	74.000	32.300	PK
4	*	2491.602	61.081	28.739	-12.919	74.000	32.342	PK

Note 1: " * ", means this data is the worst emission level.

Note 2: Measure Level (dBμV/m) = Reading Level (dBμV) + Factor (dB/m).

Note 3: Factor (dB/m) = Cable Loss (dB) + Antenna Factor (dB/m).

Site: SIP-AC3	Test Date: 2024-06-09
Limit: FCC_2.4G_RE(3m)	Engineer: Justin Guo
Probe: HF907_102861_1-18GHz	Polarity: Vertical
EUT: ACCESS POINT	Power: AC 120V/60Hz
Test Mode: Transmit at Ant 2 - Filter 1# - 2468MHz and Ant 1 - Filter 9# - 2480MHz	

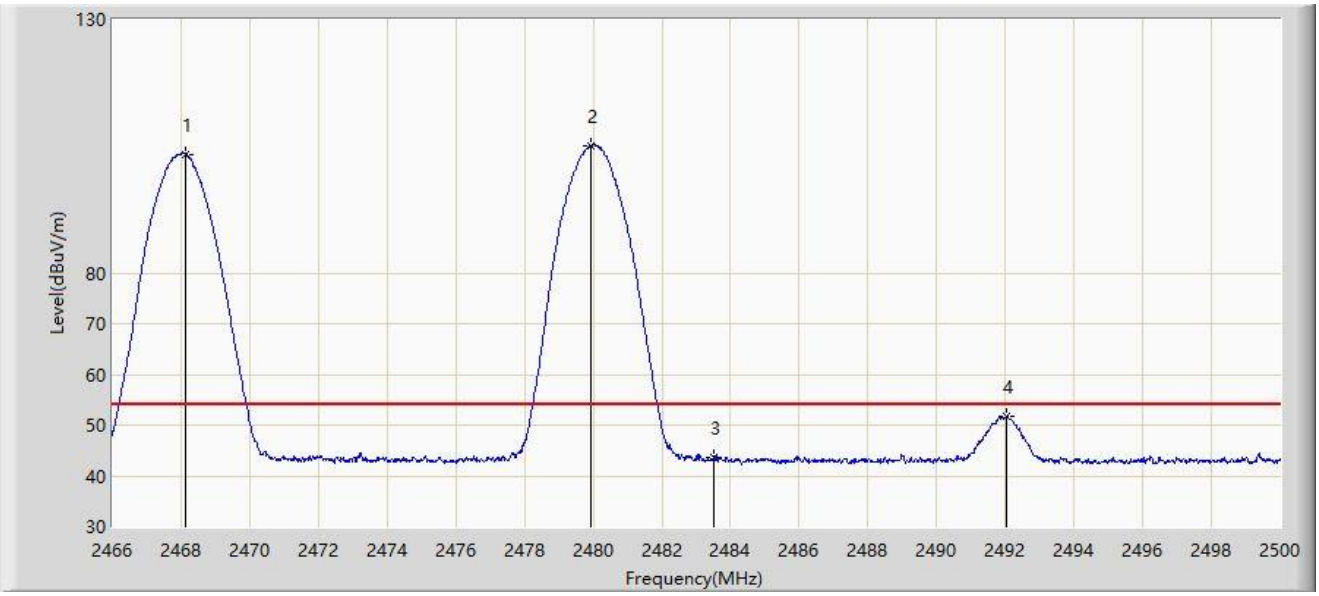

No	Mark	Frequency (MHz)	Measure Level (dBμV/m)	Reading Level (dBμV)	Margin (dB)	Limit (dBμV/m)	Factor (dB/m)	Type
1		2468.142	103.477	71.239	N/A	N/A	32.238	AV
2		2479.940	105.108	72.826	N/A	N/A	32.282	AV
3		2483.500	43.620	11.320	-10.380	54.000	32.300	AV
4	*	2492.044	51.727	19.382	-2.273	54.000	32.344	AV

Note 1: " * ", means this data is the worst emission level.

Note 2: Measure Level (dBμV/m) = Reading Level (dBμV) + Factor (dB/m).

Note 3: Factor (dB/m) = Cable Loss (dB) + Antenna Factor (dB/m).

Site: SIP-AC3	Test Date: 2024-06-09
Limit: FCC_2.4G_RE(3m)	Engineer: Justin Guo
Probe: HF907_102861_1-18GHz	Polarity: Horizontal
EUT: ACCESS POINT	Power: AC 120V/60Hz
Test Mode: Transmit at Ant 2 - Filter 1# - 2470MHz and Ant 1 - Filter 9# - 2480MHz	

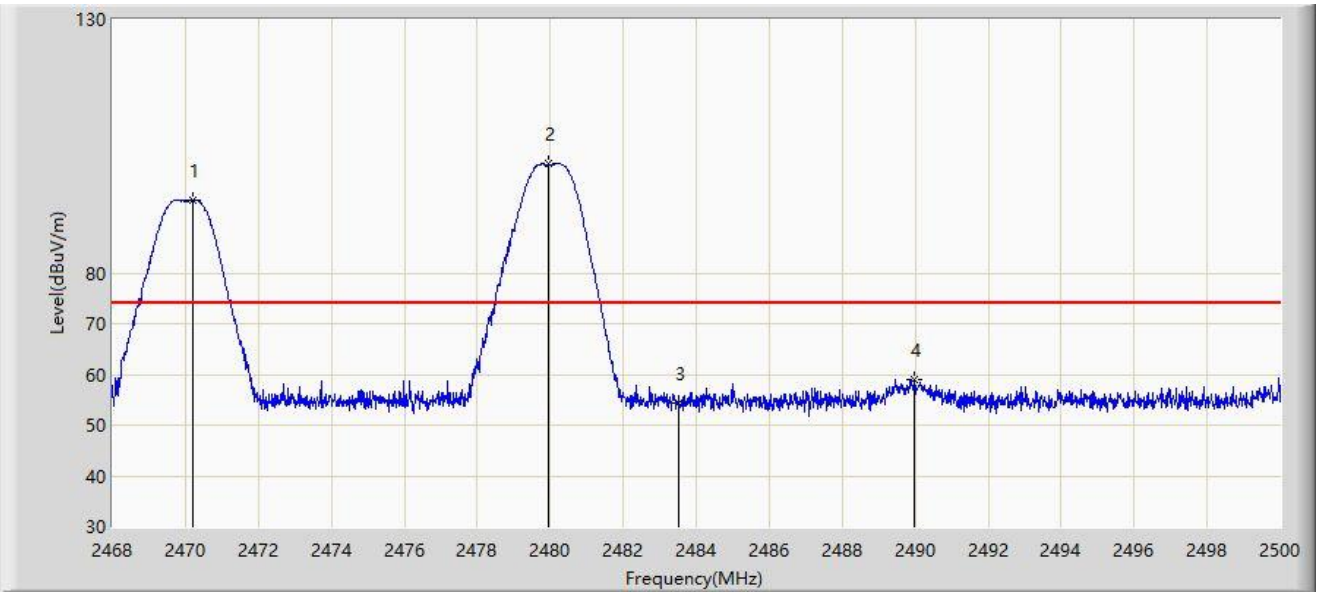

No	Mark	Frequency (MHz)	Measure Level (dBμV/m)	Reading Level (dBμV)	Margin (dB)	Limit (dBμV/m)	Factor (dB/m)	Type
1		2470.208	94.451	62.206	N/A	N/A	32.245	PK
2		2479.968	101.642	69.360	N/A	N/A	32.282	PK
3		2483.500	54.426	22.126	-19.574	74.000	32.300	PK
4	*	2489.984	59.088	26.754	-14.912	74.000	32.334	PK

Note 1: " * ", means this data is the worst emission level.

Note 2: Measure Level (dBμV/m) = Reading Level (dBμV) + Factor (dB/m).

Note 3: Factor (dB/m) = Cable Loss (dB) + Antenna Factor (dB/m).

Site: SIP-AC3	Test Date: 2024-06-09
Limit: FCC_2.4G_RE(3m)	Engineer: Justin Guo
Probe: HF907_102861_1-18GHz	Polarity: Horizontal
EUT: ACCESS POINT	Power: AC 120V/60Hz
Test Mode: Transmit at Ant 2 - Filter 1# - 2470MHz and Ant 1 - Filter 9# - 2480MHz	

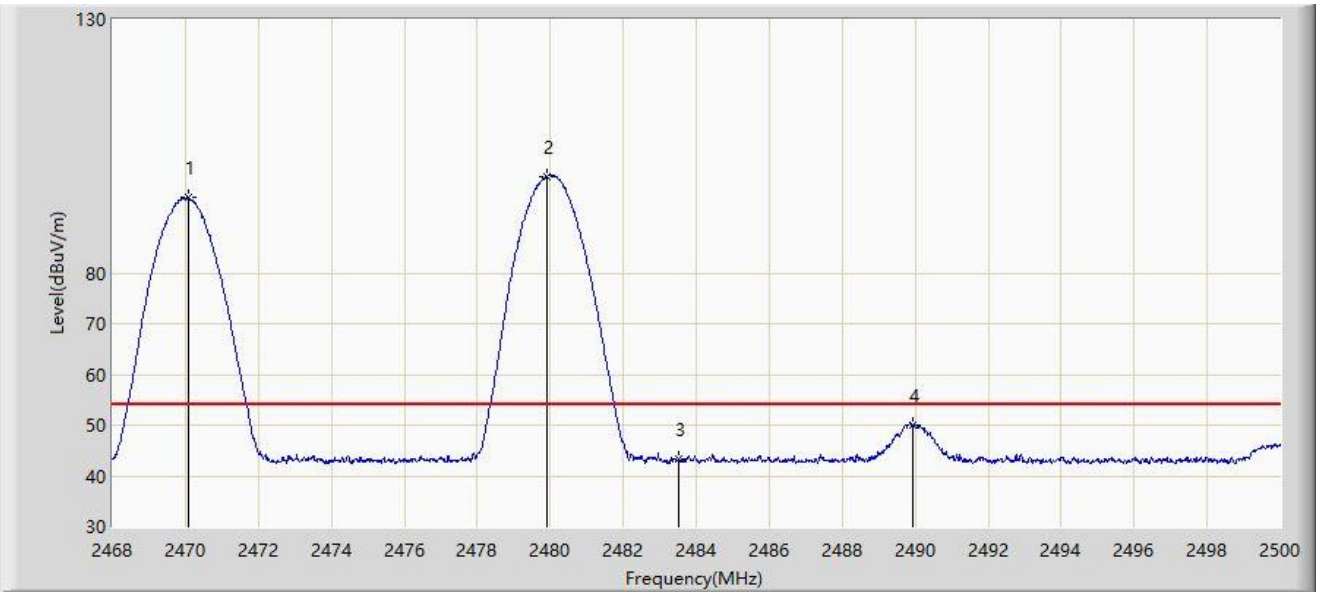

No	Mark	Frequency (MHz)	Measure Level (dBμV/m)	Reading Level (dBμV)	Margin (dB)	Limit (dBμV/m)	Factor (dB/m)	Type
1		2470.080	94.807	62.562	N/A	N/A	32.245	AV
2		2479.920	99.121	66.839	N/A	N/A	32.282	AV
3		2483.500	43.308	11.008	-10.692	54.000	32.300	AV
4	*	2489.936	50.046	17.712	-3.954	54.000	32.334	AV

Note 1: " * ", means this data is the worst emission level.

Note 2: Measure Level (dBμV/m) = Reading Level (dBμV) + Factor (dB/m).

Note 3: Factor (dB/m) = Cable Loss (dB) + Antenna Factor (dB/m).

Site: SIP-AC3	Test Date: 2024-06-09
Limit: FCC_2.4G_RE(3m)	Engineer: Justin Guo
Probe: HF907_102861_1-18GHz	Polarity: Vertical
EUT: ACCESS POINT	Power: AC 120V/60Hz
Test Mode: Transmit at Ant 2 - Filter 1# - 2470MHz and Ant 1 - Filter 9# - 2480MHz	

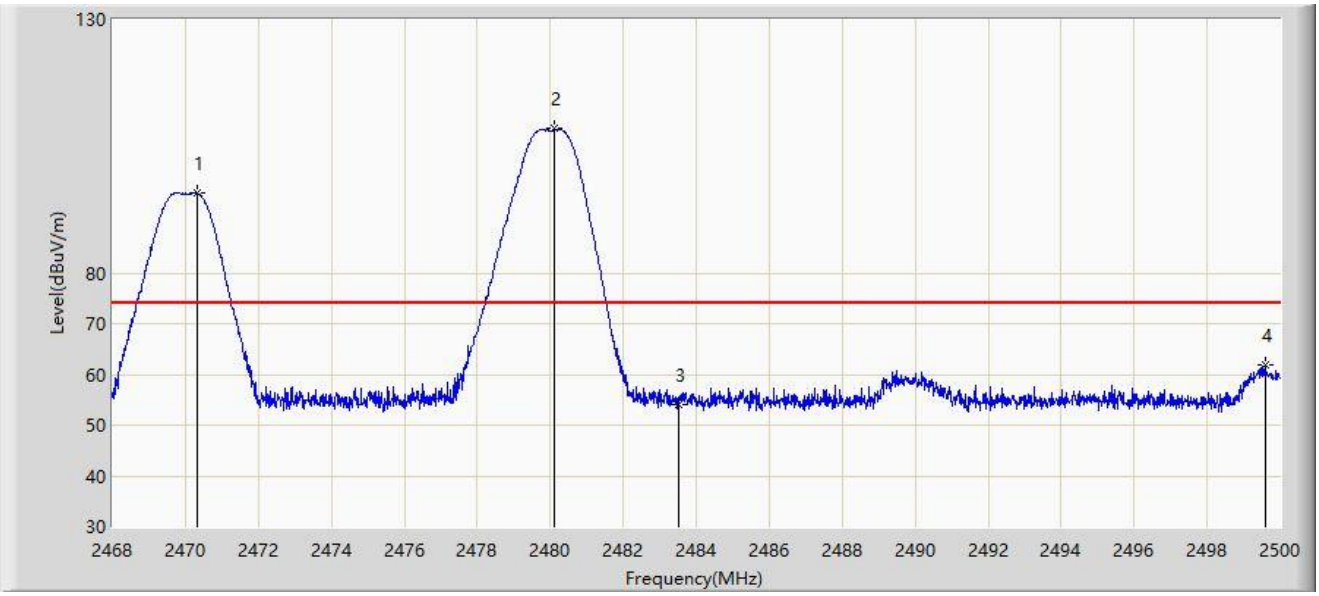

No	Mark	Frequency (MHz)	Measure Level (dBμV/m)	Reading Level (dBμV)	Margin (dB)	Limit (dBμV/m)	Factor (dB/m)	Type
1		2470.320	95.712	63.466	N/A	N/A	32.246	PK
2		2480.128	108.438	76.155	N/A	N/A	32.283	PK
3		2483.500	54.029	21.729	-19.971	74.000	32.300	PK
4	*	2499.600	61.866	29.475	-12.134	74.000	32.392	PK

Note 1: " * ", means this data is the worst emission level.

Note 2: Measure Level (dBμV/m) = Reading Level (dBμV) + Factor (dB/m).

Note 3: Factor (dB/m) = Cable Loss (dB) + Antenna Factor (dB/m).

Site: SIP-AC3	Test Date: 2024-06-09
Limit: FCC_2.4G_RE(3m)	Engineer: Justin Guo
Probe: HF907_102861_1-18GHz	Polarity: Vertical
EUT: ACCESS POINT	Power: AC 120V/60Hz
Test Mode: Transmit at Ant 2 - Filter 1# - 2470MHz and Ant 1 - Filter 9# - 2480MHz	

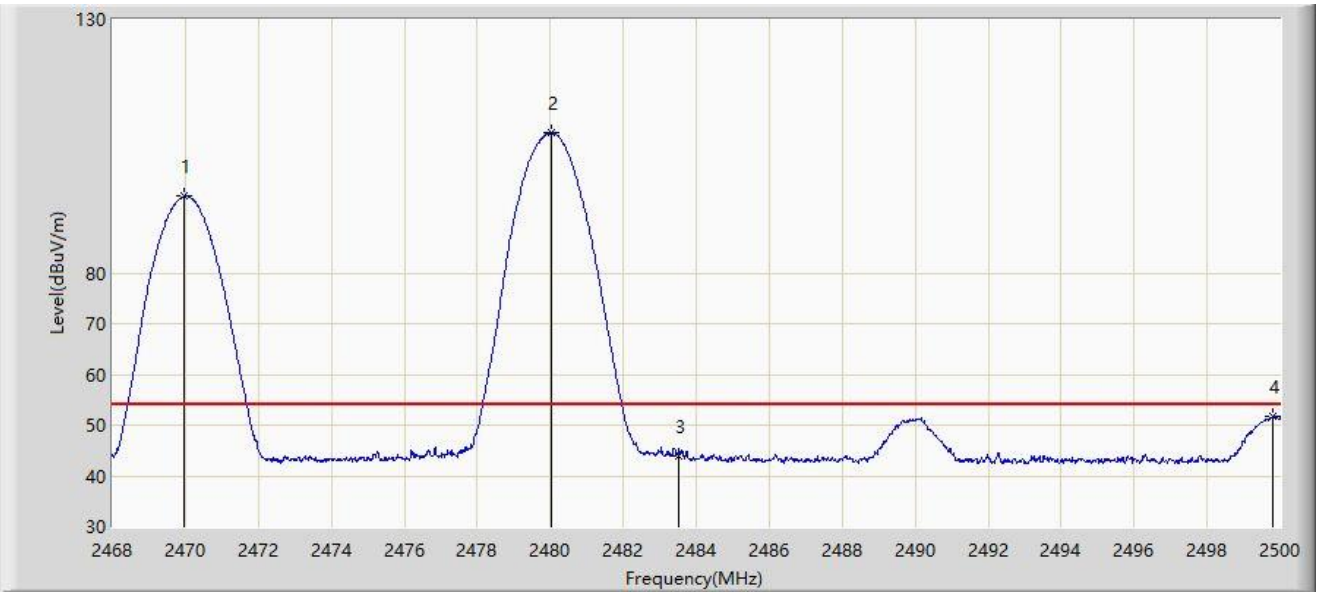

No	Mark	Frequency (MHz)	Measure Level (dBμV/m)	Reading Level (dBμV)	Margin (dB)	Limit (dBμV/m)	Factor (dB/m)	Type
1		2469.984	95.089	62.844	N/A	N/A	32.244	AV
2		2480.032	107.649	75.367	N/A	N/A	32.282	AV
3		2483.500	44.019	11.719	-9.981	54.000	32.300	AV
4	*	2499.792	51.712	19.319	-2.288	54.000	32.393	AV

Note 1: " * ", means this data is the worst emission level.

Note 2: Measure Level (dBμV/m) = Reading Level (dBμV) + Factor (dB/m).

Note 3: Factor (dB/m) = Cable Loss (dB) + Antenna Factor (dB/m).

Site: SIP-AC3	Test Date: 2024-06-09
Limit: FCC_2.4G_RE(3m)	Engineer: Justin Guo
Probe: HF907_102861_1-18GHz	Polarity: Horizontal
EUT: ACCESS POINT	Power: AC 120V/60Hz
Test Mode: Transmit at Ant 2 - Filter 1# - 2472MHz and Ant 1 - Filter 9# - 2480MHz	

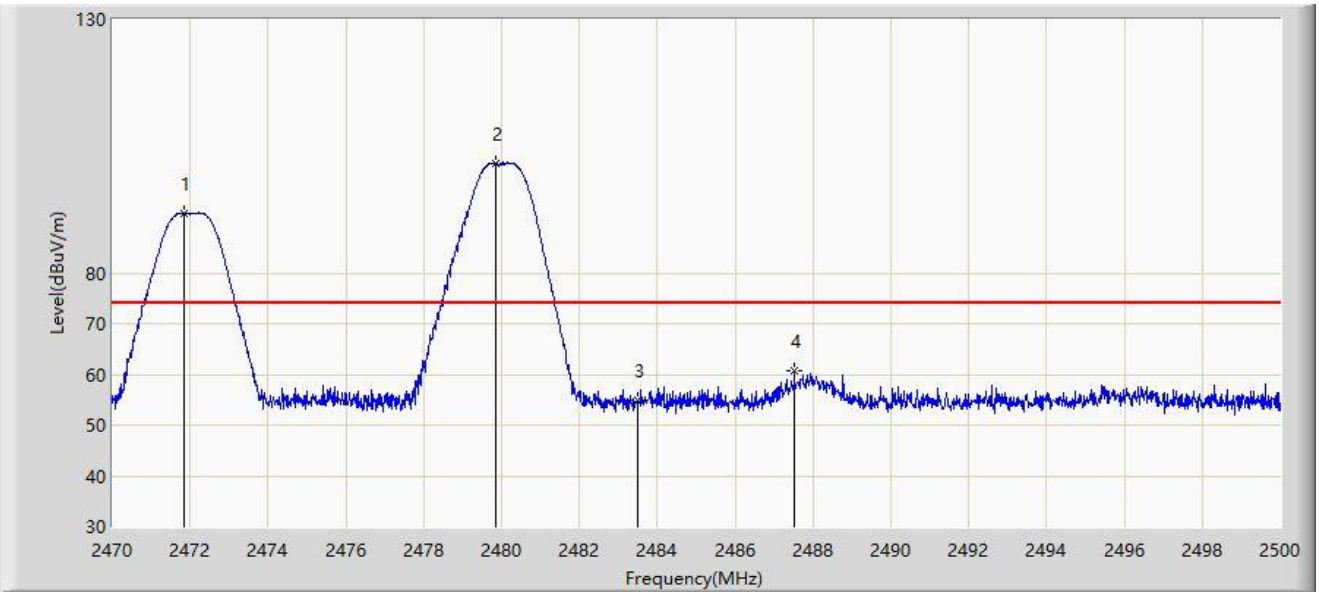

No	Mark	Frequency (MHz)	Measure Level (dBμV/m)	Reading Level (dBμV)	Margin (dB)	Limit (dBμV/m)	Factor (dB/m)	Type
1		2471.845	91.689	59.438	N/A	N/A	32.252	PK
2		2479.855	101.619	69.338	N/A	N/A	32.281	PK
3		2483.500	55.018	22.718	-18.982	74.000	32.300	PK
4	*	2487.520	60.687	28.366	-13.313	74.000	32.322	PK

Note 1: " * ", means this data is the worst emission level.

Note 2: Measure Level (dBμV/m) = Reading Level (dBμV) + Factor (dB/m).

Note 3: Factor (dB/m) = Cable Loss (dB) + Antenna Factor (dB/m).

Site: SIP-AC3	Test Date: 2024-06-09
Limit: FCC_2.4G_RE(3m)	Engineer: Justin Guo
Probe: HF907_102861_1-18GHz	Polarity: Horizontal
EUT: ACCESS POINT	Power: AC 120V/60Hz
Test Mode: Transmit at Ant 2 - Filter 1# - 2472MHz and Ant 1 - Filter 9# - 2480MHz	

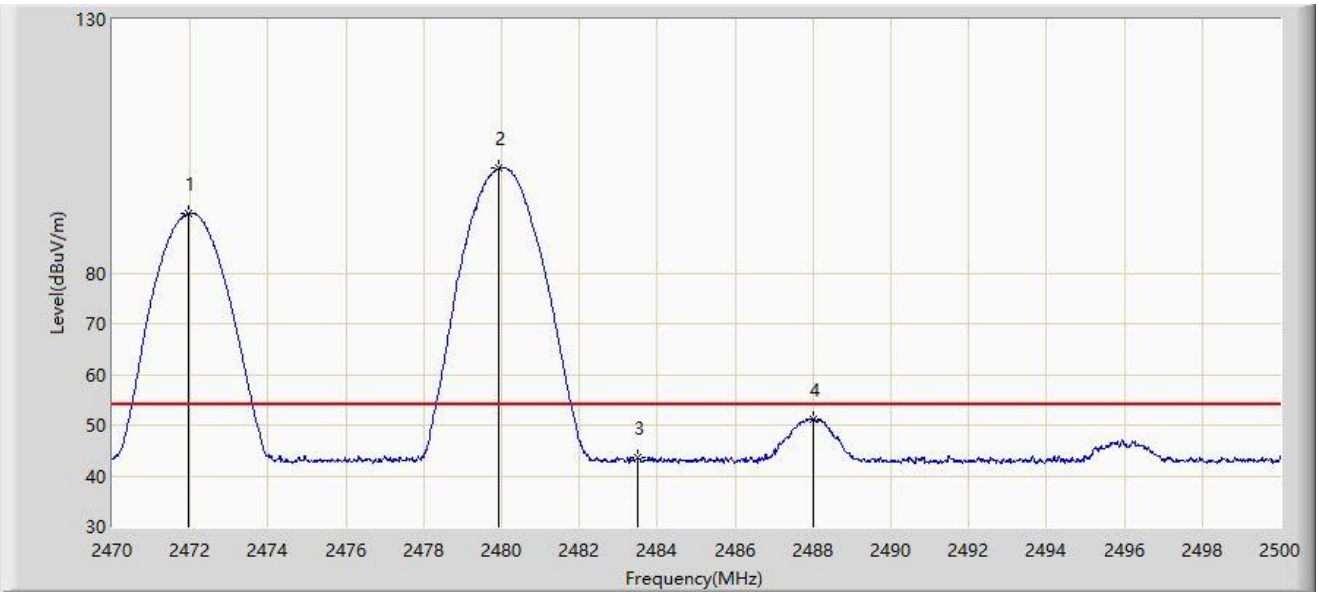

No	Mark	Frequency (MHz)	Measure Level (dBμV/m)	Reading Level (dBμV)	Margin (dB)	Limit (dBμV/m)	Factor (dB/m)	Type
1		2471.950	91.684	59.432	N/A	N/A	32.252	AV
2		2479.930	100.658	68.376	N/A	N/A	32.282	AV
3		2483.500	43.529	11.229	-10.471	54.000	32.300	AV
4	*	2488.000	51.278	18.954	-2.722	54.000	32.324	AV

Note 1: " * ", means this data is the worst emission level.

Note 2: Measure Level (dBμV/m) = Reading Level (dBμV) + Factor (dB/m).

Note 3: Factor (dB/m) = Cable Loss (dB) + Antenna Factor (dB/m).

Site: SIP-AC3	Test Date: 2024-06-09
Limit: FCC_2.4G_RE(3m)	Engineer: Justin Guo
Probe: HF907_102861_1-18GHz	Polarity: Vertical
EUT: ACCESS POINT	Power: AC 120V/60Hz
Test Mode: Transmit at Ant 2 - Filter 1# - 2472MHz and Ant 1 - Filter 9# - 2480MHz	

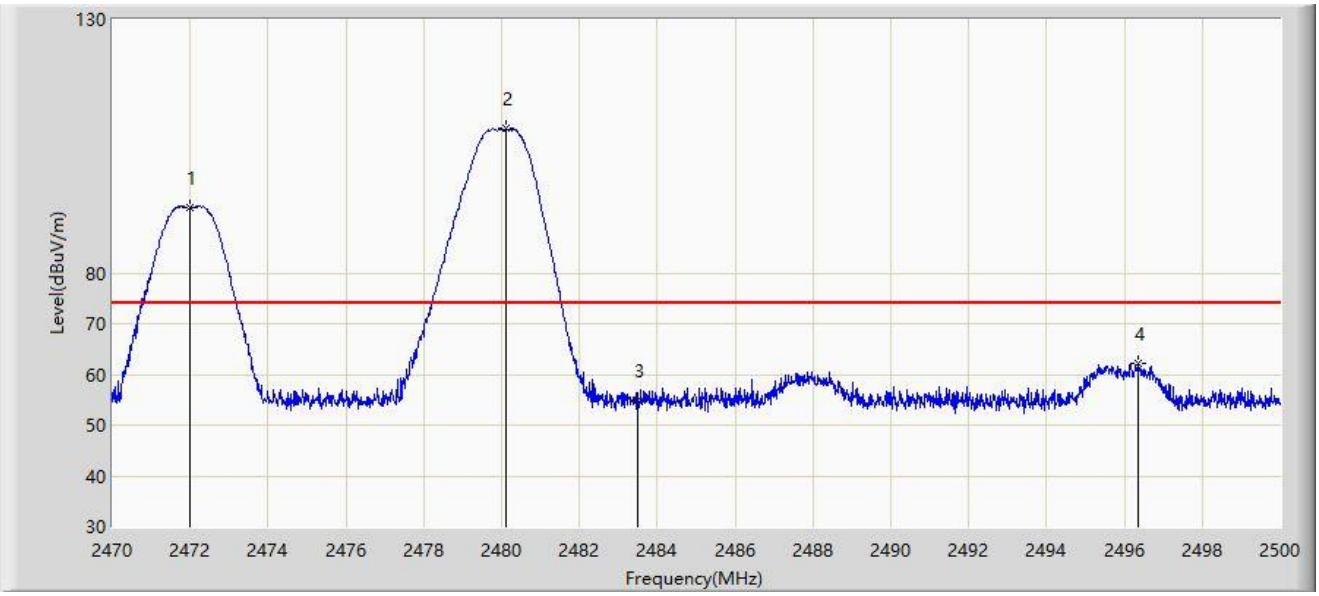

No	Mark	Frequency (MHz)	Measure Level (dBμV/m)	Reading Level (dBμV)	Margin (dB)	Limit (dBμV/m)	Factor (dB/m)	Type
1		2471.995	92.899	60.647	N/A	N/A	32.252	PK
2		2480.095	108.619	76.336	N/A	N/A	32.282	PK
3		2483.500	54.793	22.493	-19.207	74.000	32.300	PK
4	*	2496.370	62.152	29.784	-11.848	74.000	32.368	PK

Note 1: " * ", means this data is the worst emission level.

Note 2: Measure Level (dBμV/m) = Reading Level (dBμV) + Factor (dB/m).

Note 3: Factor (dB/m) = Cable Loss (dB) + Antenna Factor (dB/m).

Site: SIP-AC3	Test Date: 2024-06-09
Limit: FCC_2.4G_RE(3m)	Engineer: Justin Guo
Probe: HF907_102861_1-18GHz	Polarity: Vertical
EUT: ACCESS POINT	Power: AC 120V/60Hz
Test Mode: Transmit at Ant 2 - Filter 1# - 2472MHz and Ant 1 - Filter 9# - 2480MHz	

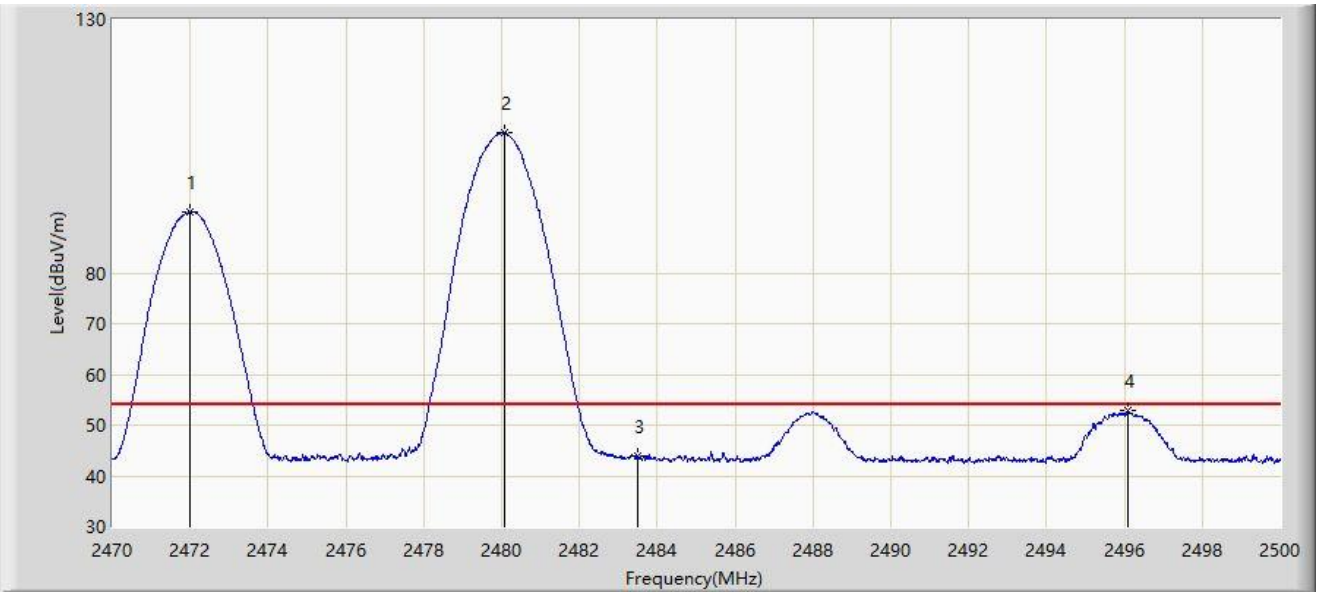

No	Mark	Frequency (MHz)	Measure Level (dBμV/m)	Reading Level (dBμV)	Margin (dB)	Limit (dBμV/m)	Factor (dB/m)	Type
1		2471.995	92.051	59.799	N/A	N/A	32.252	AV
2		2480.065	107.646	75.363	N/A	N/A	32.282	AV
3		2483.500	43.848	11.548	-10.152	54.000	32.300	AV
4	*	2496.085	52.817	20.451	-1.183	54.000	32.365	AV

Note 1: " * ", means this data is the worst emission level.

Note 2: Measure Level (dBμV/m) = Reading Level (dBμV) + Factor (dB/m).

Note 3: Factor (dB/m) = Cable Loss (dB) + Antenna Factor (dB/m).

Site: SIP-AC3	Test Date: 2024-06-09
Limit: FCC_2.4G_RE(3m)	Engineer: Justin Guo
Probe: HF907_102861_1-18GHz	Polarity: Horizontal
EUT: ACCESS POINT	Power: AC 120V/60Hz
Test Mode: Transmit at Ant 2 - Filter 1# - 2474MHz and Ant 1 - Filter 9# - 2480MHz	

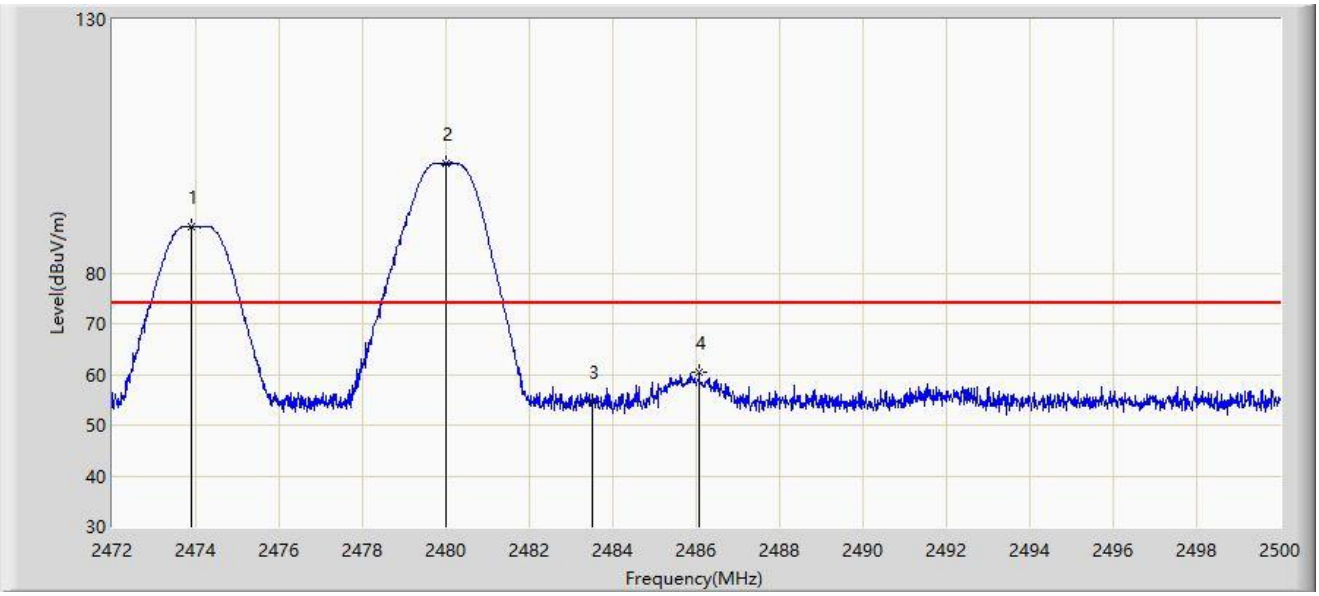

No	Mark	Frequency (MHz)	Measure Level (dBμV/m)	Reading Level (dBμV)	Margin (dB)	Limit (dBμV/m)	Factor (dB/m)	Type
1		2473.890	89.167	56.908	N/A	N/A	32.259	PK
2		2480.008	101.622	69.340	N/A	N/A	32.282	PK
3		2483.500	54.587	22.287	-19.413	74.000	32.300	PK
4	*	2486.070	60.572	28.258	-13.428	74.000	32.313	PK

Note 1: " * ", means this data is the worst emission level.

Note 2: Measure Level (dBμV/m) = Reading Level (dBμV) + Factor (dB/m).

Note 3: Factor (dB/m) = Cable Loss (dB) + Antenna Factor (dB/m).

Site: SIP-AC3	Test Date: 2024-06-09
Limit: FCC_2.4G_RE(3m)	Engineer: Justin Guo
Probe: HF907_102861_1-18GHz	Polarity: Horizontal
EUT: ACCESS POINT	Power: AC 120V/60Hz
Test Mode: Transmit at Ant 2 - Filter 1# - 2474MHz and Ant 1 - Filter 9# - 2480MHz	

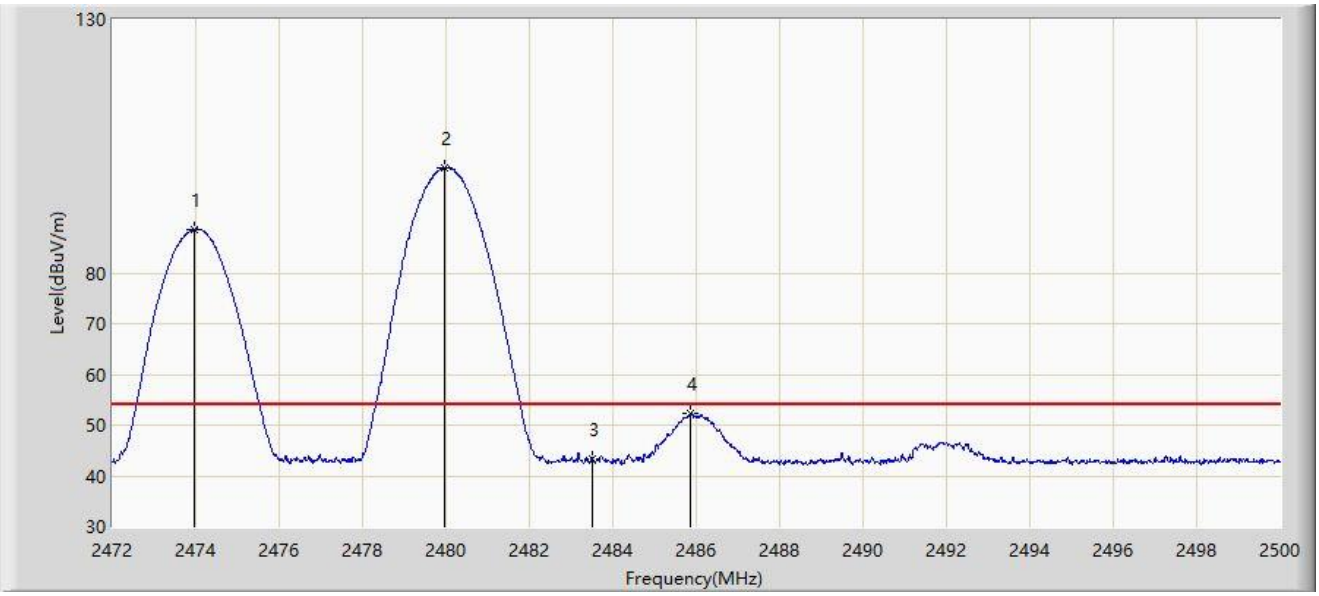

No	Mark	Frequency (MHz)	Measure Level (dBμV/m)	Reading Level (dBμV)	Margin (dB)	Limit (dBμV/m)	Factor (dB/m)	Type
1		2473.960	88.573	56.314	N/A	N/A	32.259	AV
2		2479.952	100.738	68.456	N/A	N/A	32.282	AV
3		2483.500	43.366	11.066	-10.634	54.000	32.300	AV
4	*	2485.860	52.238	19.925	-1.762	54.000	32.312	AV

Note 1: " * ", means this data is the worst emission level.

Note 2: Measure Level (dBμV/m) = Reading Level (dBμV) + Factor (dB/m).

Note 3: Factor (dB/m) = Cable Loss (dB) + Antenna Factor (dB/m).

Site: SIP-AC3	Test Date: 2024-06-09
Limit: FCC_2.4G_RE(3m)	Engineer: Justin Guo
Probe: HF907_102861_1-18GHz	Polarity: Vertical
EUT: ACCESS POINT	Power: AC 120V/60Hz
Test Mode: Transmit at Ant 2 - Filter 1# - 2474MHz and Ant 1 - Filter 9# - 2480MHz	

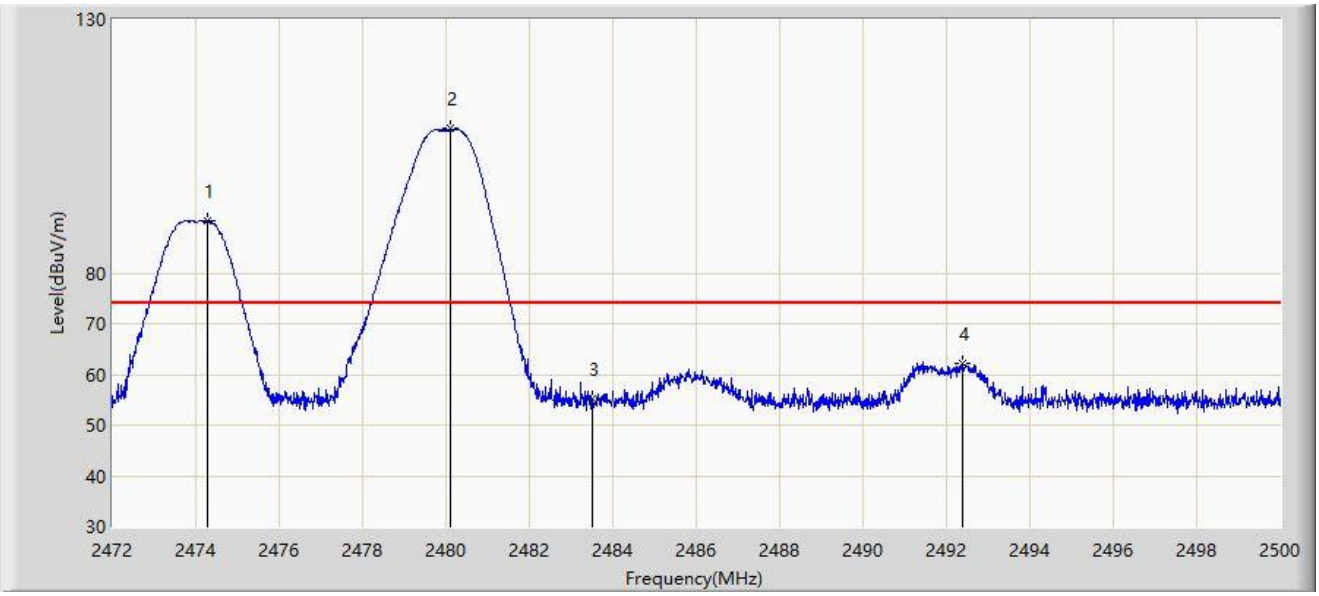

No	Mark	Frequency (MHz)	Measure Level (dBμV/m)	Reading Level (dBμV)	Margin (dB)	Limit (dBμV/m)	Factor (dB/m)	Type
1		2474.268	90.415	58.155	N/A	N/A	32.260	PK
2		2480.120	108.424	76.141	N/A	N/A	32.283	PK
3		2483.500	55.299	22.999	-18.701	74.000	32.300	PK
4	*	2492.384	62.144	29.798	-11.856	74.000	32.346	PK

Note 1: " * ", means this data is the worst emission level.

Note 2: Measure Level (dBμV/m) = Reading Level (dBμV) + Factor (dB/m).

Note 3: Factor (dB/m) = Cable Loss (dB) + Antenna Factor (dB/m).

Site: SIP-AC3	Test Date: 2024-06-09
Limit: FCC_2.4G_RE(3m)	Engineer: Justin Guo
Probe: HF907_102861_1-18GHz	Polarity: Vertical
EUT: ACCESS POINT	Power: AC 120V/60Hz
Test Mode: Transmit at Ant 2 - Filter 1# - 2474MHz and Ant 1 - Filter 9# - 2480MHz	

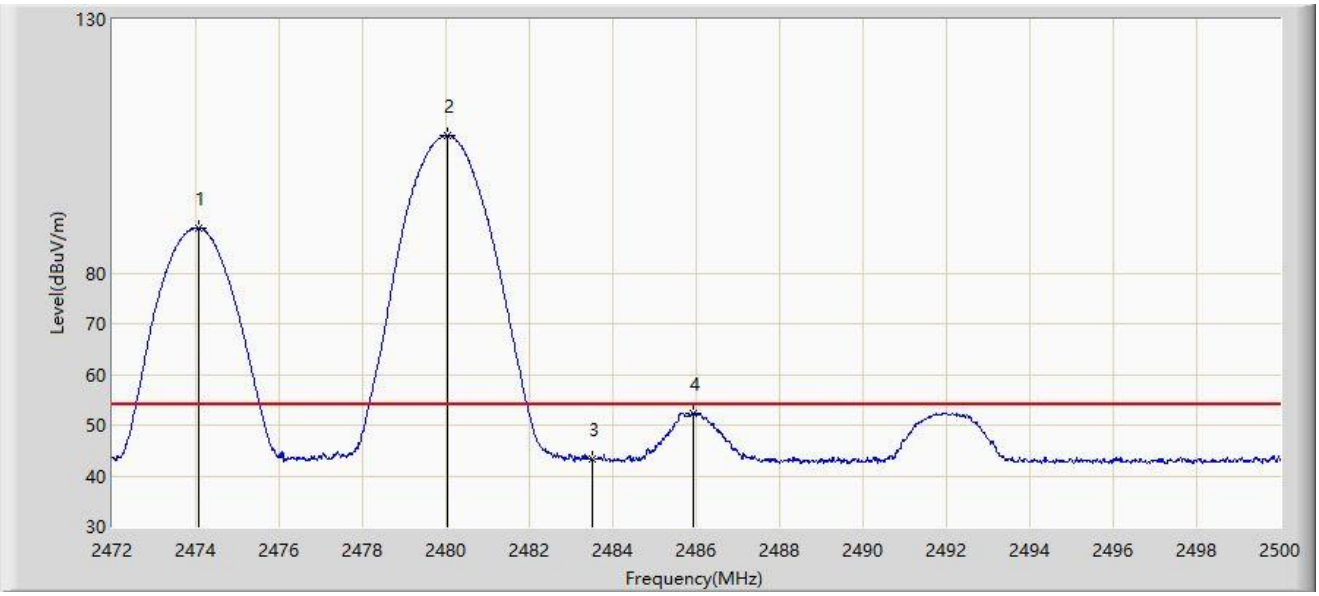

No	Mark	Frequency (MHz)	Measure Level (dBμV/m)	Reading Level (dBμV)	Margin (dB)	Limit (dBμV/m)	Factor (dB/m)	Type
1		2474.072	88.919	56.660	N/A	N/A	32.260	AV
2		2480.036	107.125	74.843	N/A	N/A	32.282	AV
3		2483.500	43.260	10.960	-10.740	54.000	32.300	AV
4	*	2485.916	52.333	20.020	-1.667	54.000	32.313	AV

Note 1: " * ", means this data is the worst emission level.

Note 2: Measure Level (dBμV/m) = Reading Level (dBμV) + Factor (dB/m).

Note 3: Factor (dB/m) = Cable Loss (dB) + Antenna Factor (dB/m).

Site: SIP-AC3	Test Date: 2024-06-09
Limit: FCC_2.4G_RE(3m)	Engineer: Justin Guo
Probe: HF907_102861_1-18GHz	Polarity: Horizontal
EUT: ACCESS POINT	Power: AC 120V/60Hz
Test Mode: Transmit at Ant 2 - Filter 1# - 2476MHz and Ant 1 - Filter 9# - 2480MHz	

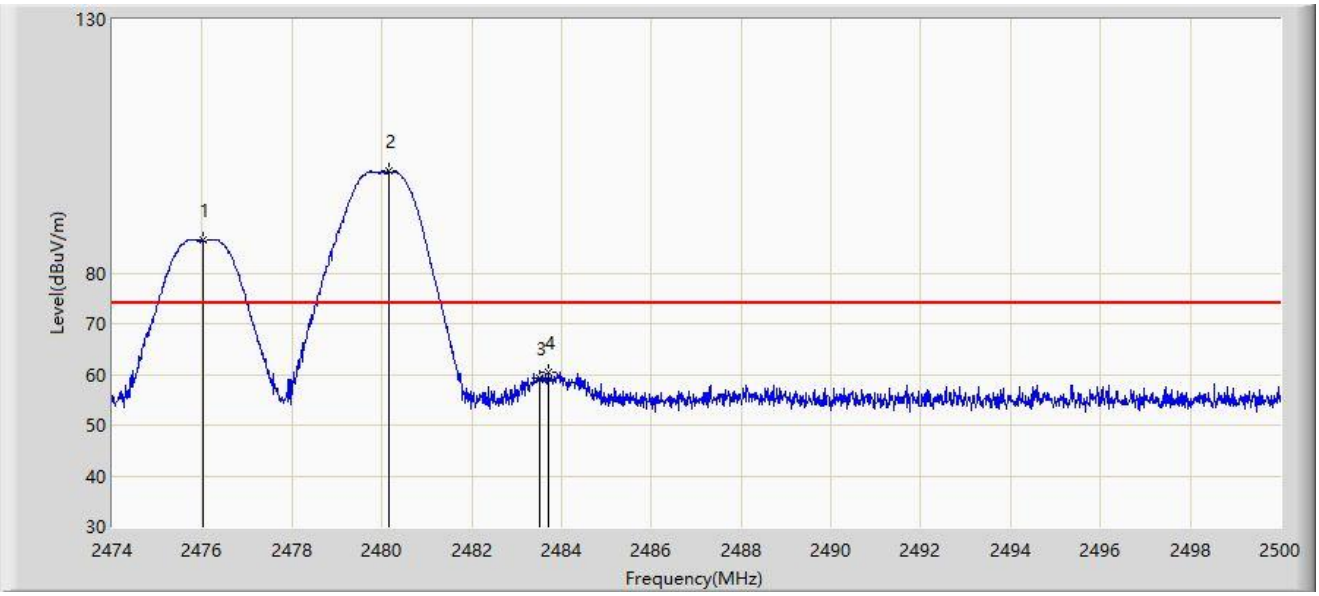

No	Mark	Frequency (MHz)	Measure Level (dBμV/m)	Reading Level (dBμV)	Margin (dB)	Limit (dBμV/m)	Factor (dB/m)	Type
1		2476.015	86.409	54.143	N/A	N/A	32.266	PK
2		2480.149	100.152	67.869	N/A	N/A	32.283	PK
3		2483.500	59.185	26.885	-14.815	74.000	32.300	PK
4	*	2483.711	60.381	28.080	-13.619	74.000	32.302	PK

Note 1: " * ", means this data is the worst emission level.

Note 2: Measure Level (dBμV/m) = Reading Level (dBμV) + Factor (dB/m).

Note 3: Factor (dB/m) = Cable Loss (dB) + Antenna Factor (dB/m).

Site: SIP-AC3	Test Date: 2024-06-09
Limit: FCC_2.4G_RE(3m)	Engineer: Justin Guo
Probe: HF907_102861_1-18GHz	Polarity: Horizontal
EUT: ACCESS POINT	Power: AC 120V/60Hz
Test Mode: Transmit at Ant 2 - Filter 1# - 2476MHz and Ant 1 - Filter 9# - 2480MHz	

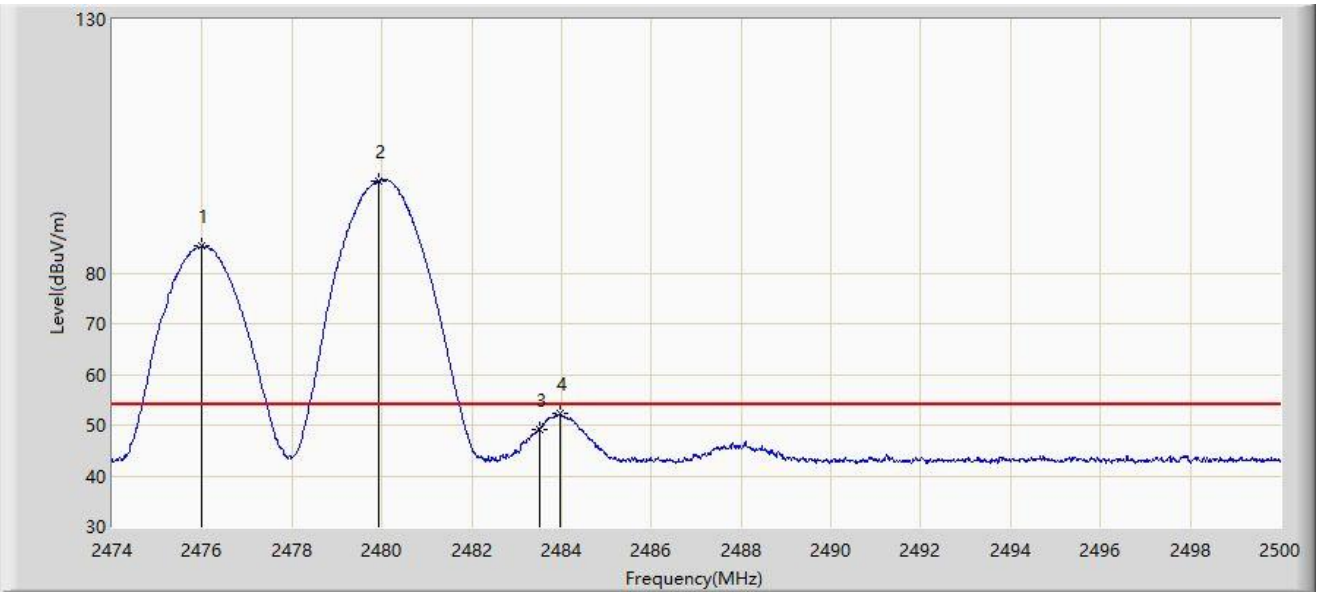

No	Mark	Frequency (MHz)	Measure Level (dBμV/m)	Reading Level (dBμV)	Margin (dB)	Limit (dBμV/m)	Factor (dB/m)	Type
1		2476.002	85.243	52.977	N/A	N/A	32.266	AV
2		2479.928	98.188	65.906	N/A	N/A	32.282	AV
3		2483.500	49.074	16.774	-4.926	54.000	32.300	AV
4	*	2483.971	52.209	19.906	-1.791	54.000	32.303	AV

Note 1: " * ", means this data is the worst emission level.

Note 2: Measure Level (dBμV/m) = Reading Level (dBμV) + Factor (dB/m).

Note 3: Factor (dB/m) = Cable Loss (dB) + Antenna Factor (dB/m).

Site: SIP-AC3	Test Date: 2024-06-09
Limit: FCC_2.4G_RE(3m)	Engineer: Justin Guo
Probe: HF907_102861_1-18GHz	Polarity: Vertical
EUT: ACCESS POINT	Power: AC 120V/60Hz
Test Mode: Transmit at Ant 2 - Filter 1# - 2476MHz and Ant 1 - Filter 9# - 2480MHz	

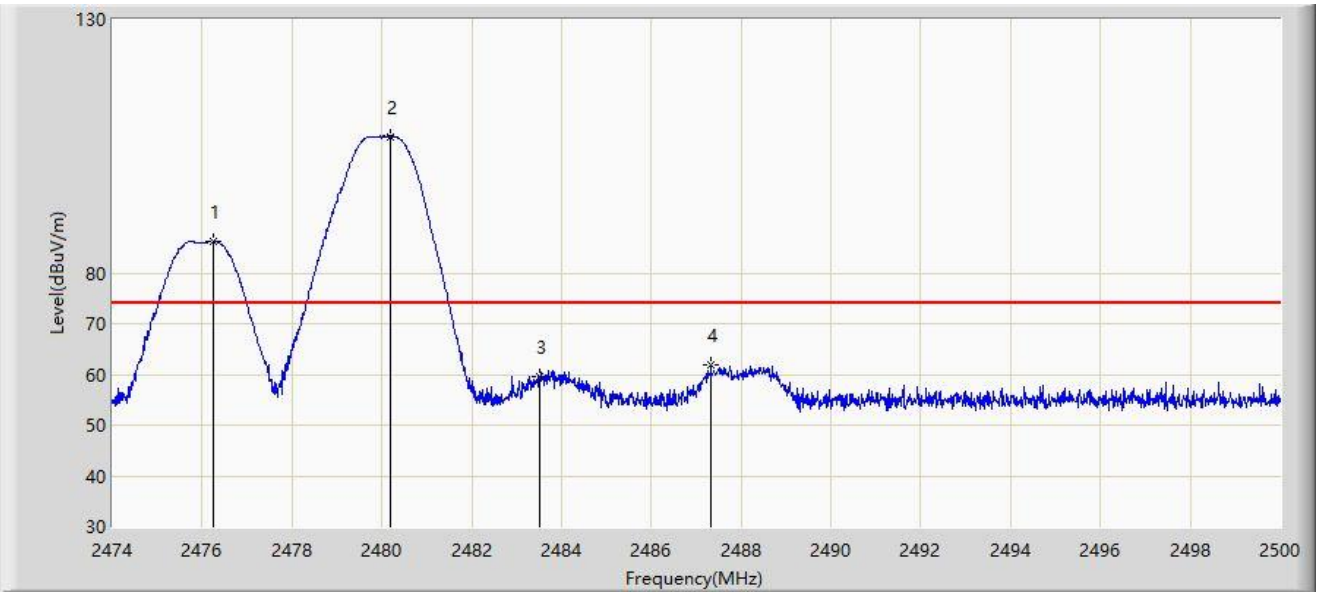

No	Mark	Frequency (MHz)	Measure Level (dBμV/m)	Reading Level (dBμV)	Margin (dB)	Limit (dBμV/m)	Factor (dB/m)	Type
1		2476.249	86.116	53.849	N/A	N/A	32.268	PK
2		2480.175	106.922	74.639	N/A	N/A	32.283	PK
3		2483.500	59.664	27.364	-14.336	74.000	32.300	PK
4	*	2487.325	61.937	29.617	-12.063	74.000	32.320	PK

Note 1: " * ", means this data is the worst emission level.

Note 2: Measure Level (dBμV/m) = Reading Level (dBμV) + Factor (dB/m).

Note 3: Factor (dB/m) = Cable Loss (dB) + Antenna Factor (dB/m).

Site: SIP-AC3	Test Date: 2024-06-09
Limit: FCC_2.4G_RE(3m)	Engineer: Justin Guo
Probe: HF907_102861_1-18GHz	Polarity: Vertical
EUT: ACCESS POINT	Power: AC 120V/60Hz
Test Mode: Transmit at Ant 2 - Filter 1# - 2476MHz and Ant 1 - Filter 9# - 2480MHz	

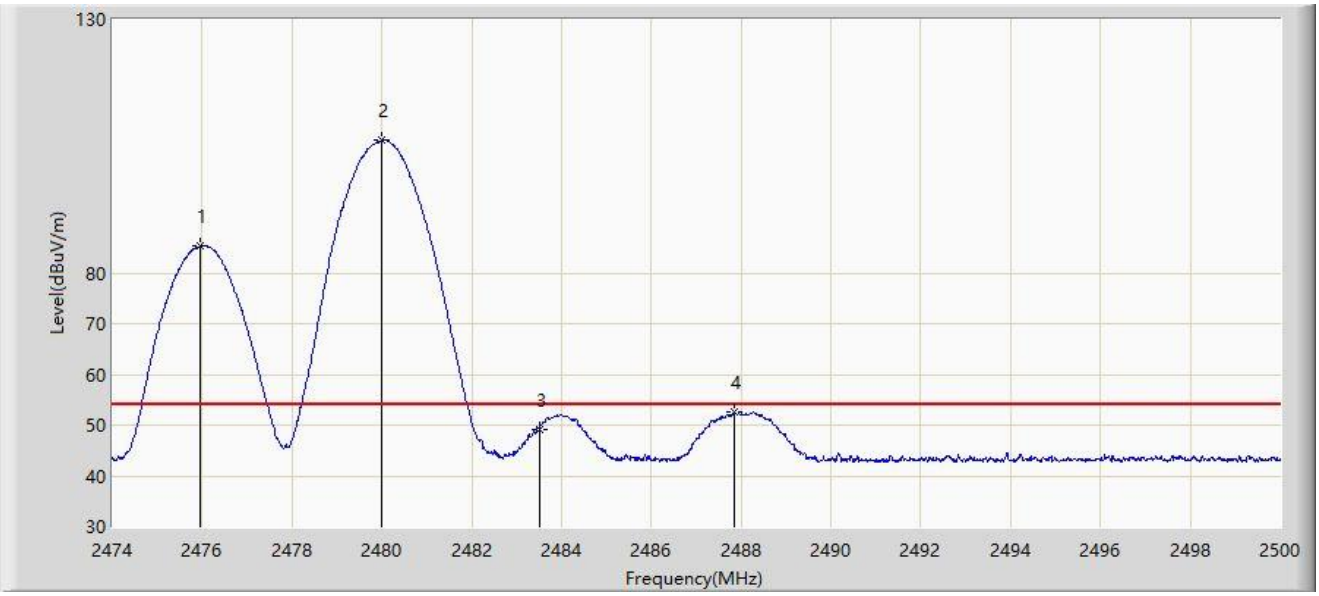

No	Mark	Frequency (MHz)	Measure Level (dBμV/m)	Reading Level (dBμV)	Margin (dB)	Limit (dBμV/m)	Factor (dB/m)	Type
1		2475.963	85.296	53.030	N/A	N/A	32.266	AV
2		2480.006	106.136	73.854	N/A	N/A	32.282	AV
3		2483.500	49.215	16.915	-4.785	54.000	32.300	AV
4	*	2487.832	52.637	20.314	-1.363	54.000	32.323	AV

Note 1: " * ", means this data is the worst emission level.

Note 2: Measure Level (dBμV/m) = Reading Level (dBμV) + Factor (dB/m).

Note 3: Factor (dB/m) = Cable Loss (dB) + Antenna Factor (dB/m).

Site: SIP-AC3	Test Date: 2024-06-09
Limit: FCC_2.4G_RE(3m)	Engineer: Justin Guo
Probe: HF907_102861_1-18GHz	Polarity: Horizontal
EUT: ACCESS POINT	Power: AC 120V/60Hz
Test Mode: Transmit at Ant 2 - Filter 1# - 2478MHz and Ant 1 - Filter 9# - 2480MHz	

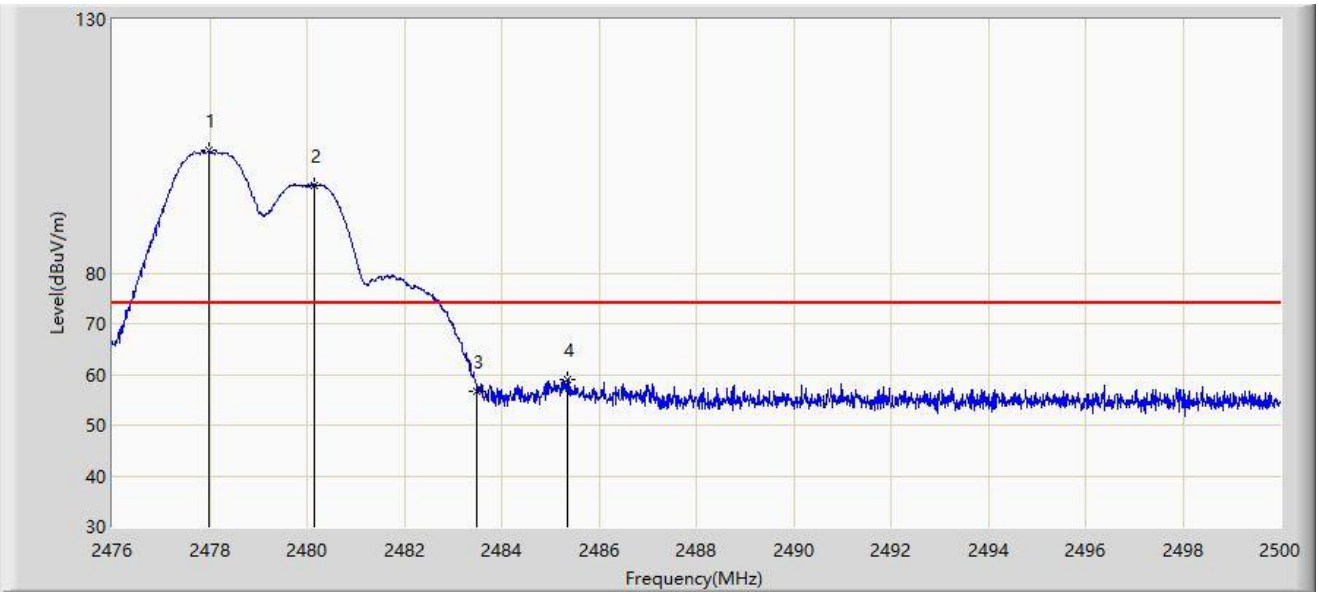

No	Mark	Frequency (MHz)	Measure Level (dBμV/m)	Reading Level (dBμV)	Margin (dB)	Limit (dBμV/m)	Factor (dB/m)	Type
1		2477.980	104.244	71.971	N/A	N/A	32.273	PK
2		2480.164	97.353	65.070	N/A	N/A	32.283	PK
3		2483.500	56.787	24.487	-17.213	74.000	32.300	PK
4	*	2485.348	59.122	26.812	-14.878	74.000	32.310	PK

Note 1: " * ", means this data is the worst emission level.

Note 2: Measure Level (dBμV/m) = Reading Level (dBμV) + Factor (dB/m).

Note 3: Factor (dB/m) = Cable Loss (dB) + Antenna Factor (dB/m).

Site: SIP-AC3	Test Date: 2024-06-09
Limit: FCC_2.4G_RE(3m)	Engineer: Justin Guo
Probe: HF907_102861_1-18GHz	Polarity: Horizontal
EUT: ACCESS POINT	Power: AC 120V/60Hz
Test Mode: Transmit at Ant 2 - Filter 1# - 2478MHz and Ant 1 - Filter 9# - 2480MHz	

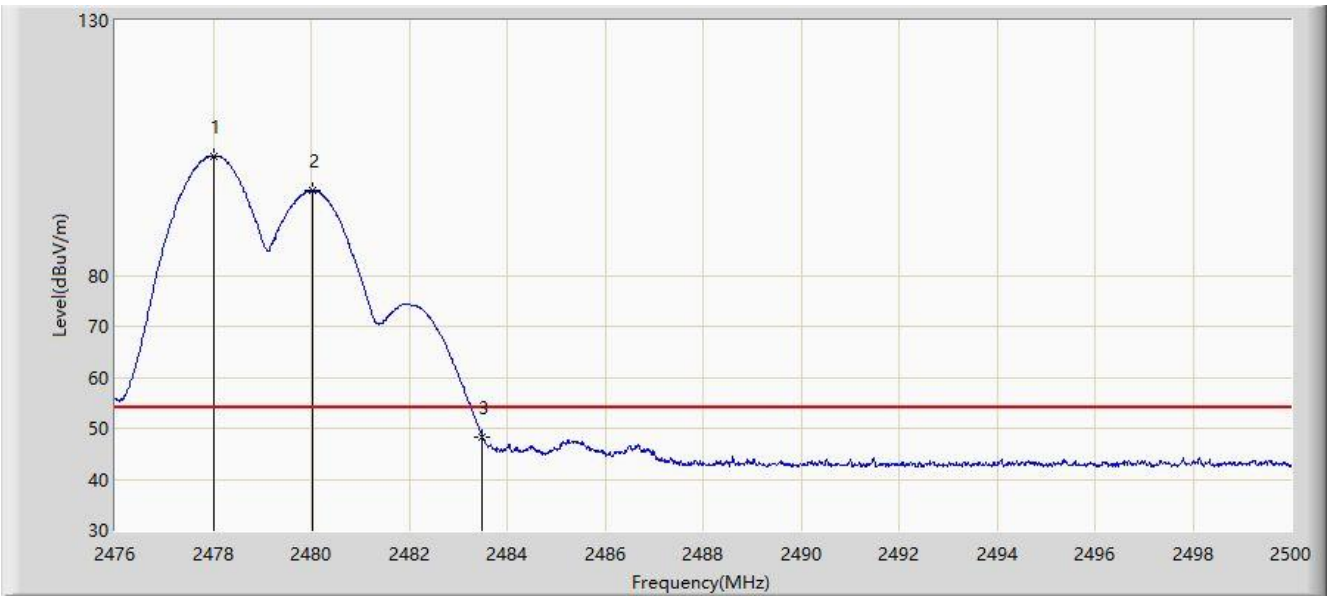

No	Mark	Frequency (MHz)	Measure Level (dBμV/m)	Reading Level (dBμV)	Margin (dB)	Limit (dBμV/m)	Factor (dB/m)	Type
1		2478.004	103.401	71.128	N/A	N/A	32.273	AV
2		2480.032	96.630	64.348	N/A	N/A	32.282	AV
3	*	2483.500	48.189	15.889	-5.811	54.000	32.300	AV

Note 1: " * ", means this data is the worst emission level.

Note 2: Measure Level (dBμV/m) = Reading Level (dBμV) + Factor (dB/m).

Note 3: Factor (dB/m) = Cable Loss (dB) + Antenna Factor (dB/m).

Site: SIP-AC3	Test Date: 2024-06-09
Limit: FCC_2.4G_RE(3m)	Engineer: Justin Guo
Probe: HF907_102861_1-18GHz	Polarity: Vertical
EUT: ACCESS POINT	Power: AC 120V/60Hz
Test Mode: Transmit at Ant 2 - Filter 1# - 2478MHz and Ant 1 - Filter 9# - 2480MHz	

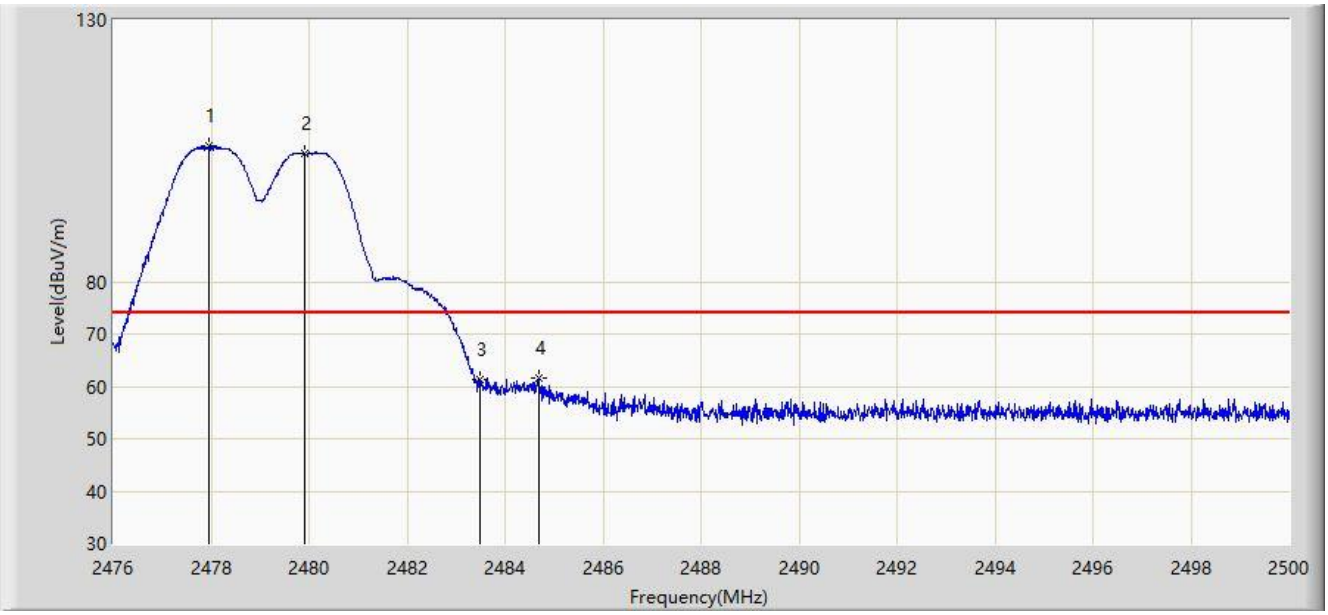

No	Mark	Frequency (MHz)	Measure Level (dBμV/m)	Reading Level (dBμV)	Margin (dB)	Limit (dBμV/m)	Factor (dB/m)	Type
1		2477.944	105.957	73.684	N/A	N/A	32.273	PK
2		2479.912	104.381	72.099	N/A	N/A	32.282	PK
3		2483.500	61.215	28.915	-12.785	74.000	32.300	PK
4	*	2484.700	61.573	29.266	-12.427	74.000	32.306	PK

Note 1: " * ", means this data is the worst emission level.

Note 2: Measure Level (dBμV/m) = Reading Level (dBμV) + Factor (dB/m).

Note 3: Factor (dB/m) = Cable Loss (dB) + Antenna Factor (dB/m).

Site: SIP-AC3	Test Date: 2024-06-09
Limit: FCC_2.4G_RE(3m)	Engineer: Justin Guo
Probe: HF907_102861_1-18GHz	Polarity: Vertical
EUT: ACCESS POINT	Power: AC 120V/60Hz
Test Mode: Transmit at Ant 2 - Filter 1# - 2478MHz and Ant 1 - Filter 9# - 2480MHz	

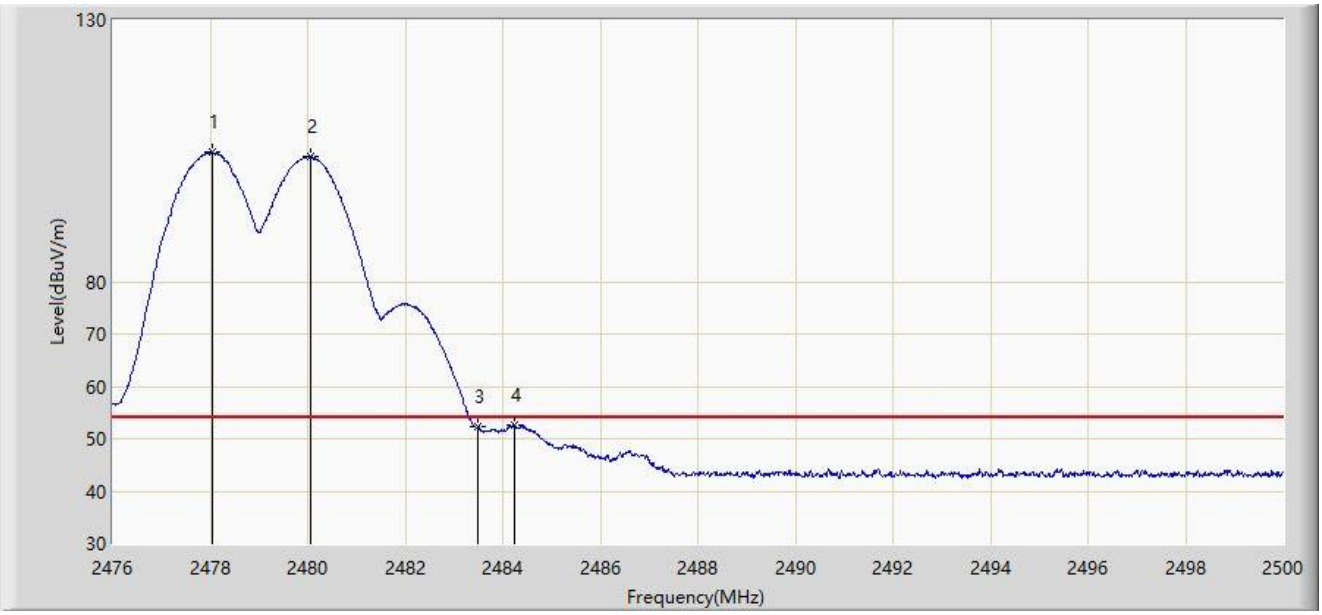

No	Mark	Frequency (MHz)	Measure Level (dBμV/m)	Reading Level (dBμV)	Margin (dB)	Limit (dBμV/m)	Factor (dB/m)	Type
1		2478.040	104.737	72.463	N/A	N/A	32.274	AV
2		2480.056	103.791	71.509	N/A	N/A	32.282	AV
3		2483.500	52.196	19.896	-1.804	54.000	32.300	AV
4	*	2484.232	52.621	20.317	-1.379	54.000	32.304	AV

Note 1: " * ", means this data is the worst emission level.

Note 2: Measure Level (dBμV/m) = Reading Level (dBμV) + Factor (dB/m).

Note 3: Factor (dB/m) = Cable Loss (dB) + Antenna Factor (dB/m).

A.8 AC Conducted Emissions Test Result

Site: WZ-SR2	Test Date: 2024-03-15
Limit: FCC_Part15.207_CE_AC Power	Engineer: Linda Wei
Probe: ENV216_101683_Filter Off_C	Polarity: Line
EUT: ACCESS POINT	Power: AC 120V/60Hz
Test Mode: Transmit by BLE 1Mbps at 2402MHz	

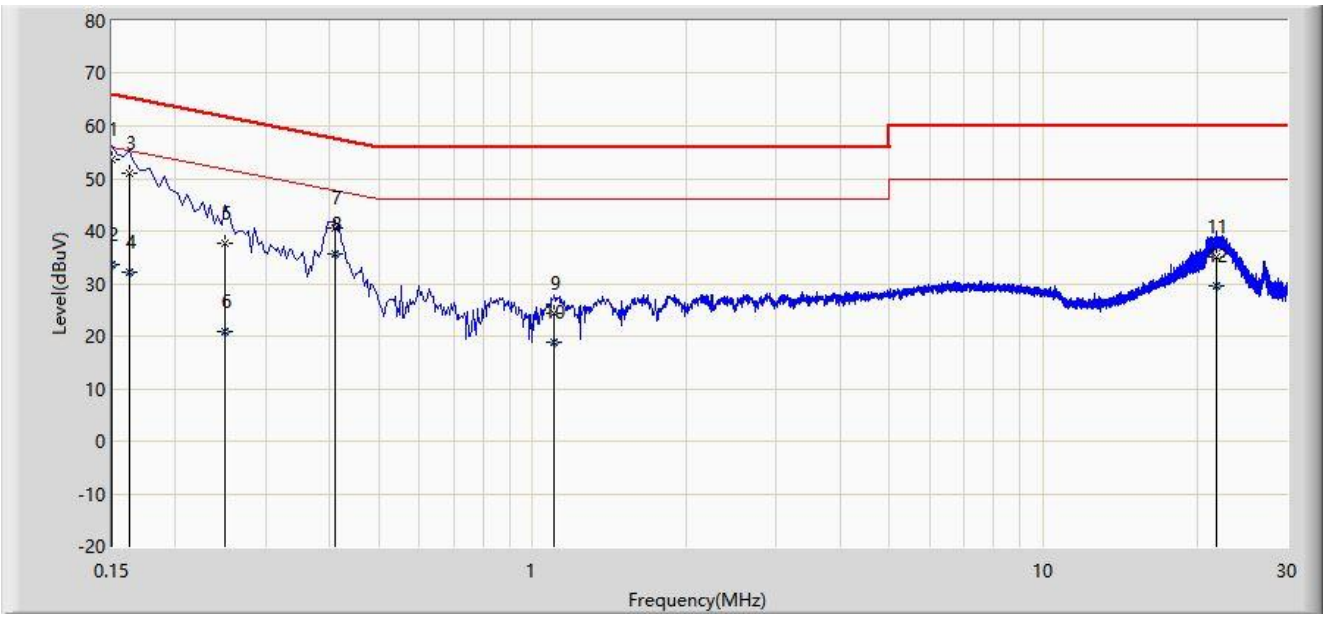

No	Mark	Frequency (MHz)	Measure Level (dBμV)	Reading Level (dBμV)	Margin (dB)	Limit (dBμV)	Factor (dB)	Type
1		0.150	53.543	43.827	-12.457	66.000	9.715	QP
2		0.150	33.616	23.901	-22.384	56.000	9.715	AV
3		0.162	50.884	41.168	-14.476	65.361	9.717	QP
4		0.162	32.222	22.506	-23.138	55.361	9.717	AV
5		0.250	37.606	27.868	-24.151	61.757	9.738	QP
6		0.250	20.833	11.095	-30.924	51.757	9.738	AV
7		0.410	40.462	30.662	-17.186	57.648	9.800	QP
8	*	0.410	35.528	25.728	-12.120	47.648	9.800	AV
9		1.102	24.396	14.315	-31.604	56.000	10.081	QP
10		1.102	18.780	8.699	-27.220	46.000	10.081	AV
11		21.814	35.024	24.263	-24.976	60.000	10.761	QP
12		21.814	29.571	18.810	-20.429	50.000	10.761	AV

Note 1: " * ", means this data is the worst emission level.

Note 2: Measure Level (dBμV) = Reading Level (dBμV) + Factor (dB).

Note 3: Factor (dB) = Cable Loss (dB) + LISN Factor (dB).

Site: WZ-SR2	Test Date: 2024-03-15
Limit: FCC_Part15.207_CE_AC Power	Engineer: Linda Wei
Probe: ENV216_101683_Filter Off_C	Polarity: Neutral
EUT: ACCESS POINT	Power: AC 120V/60Hz
Test Mode: Transmit by BLE 1Mbps at 2402MHz	

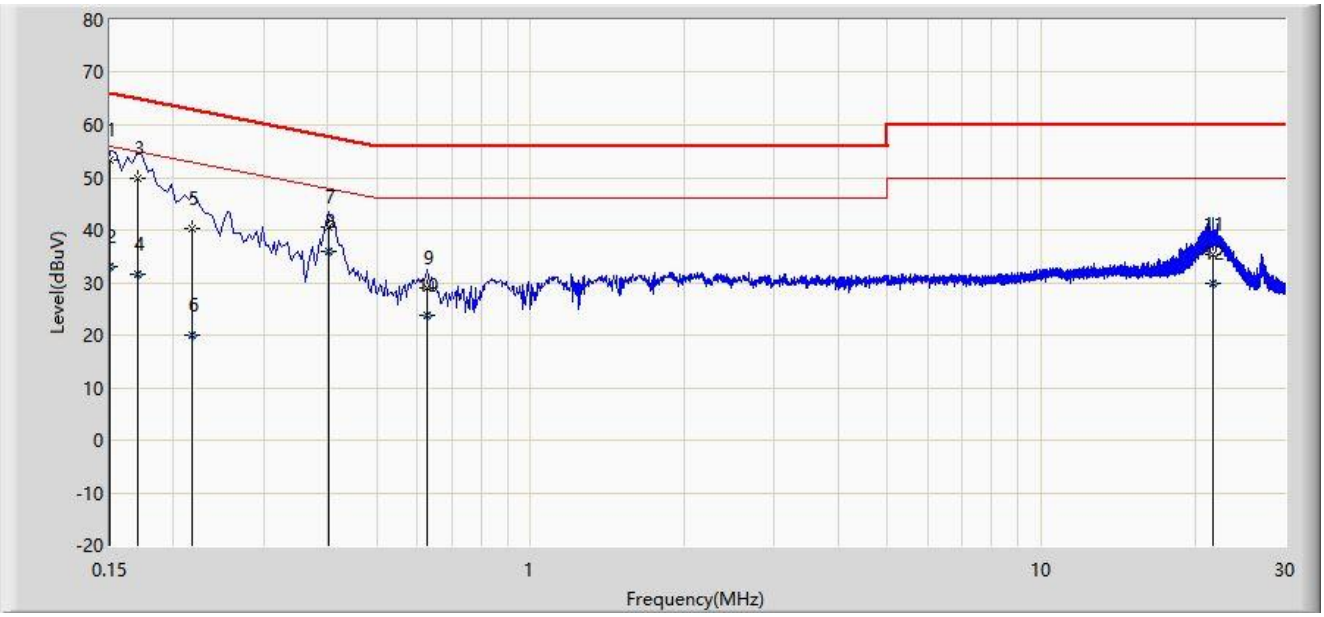

No	Mark	Frequency (MHz)	Measure Level (dBμV)	Reading Level (dBμV)	Margin (dB)	Limit (dBμV)	Factor (dB)	Type
1		0.150	53.239	43.535	-12.761	66.000	9.704	QP
2		0.150	32.996	23.292	-23.004	56.000	9.704	AV
3		0.170	49.856	40.147	-15.104	64.960	9.709	QP
4		0.170	31.499	21.790	-23.461	54.960	9.709	AV
5		0.218	40.312	30.592	-22.582	62.895	9.721	QP
6		0.218	19.905	10.184	-32.990	52.895	9.721	AV
7		0.402	40.611	30.825	-17.201	57.812	9.786	QP
8	*	0.402	35.867	26.081	-11.945	47.812	9.786	AV
9		0.626	29.077	19.185	-26.923	56.000	9.892	QP
10		0.626	23.875	13.983	-22.125	46.000	9.892	AV
11		21.618	35.226	24.576	-24.774	60.000	10.650	QP
12		21.618	29.911	19.262	-20.089	50.000	10.650	AV

Note 1: " * ", means this data is the worst emission level.

Note 2: Measure Level (dBμV) = Reading Level (dBμV) + Factor (dB).

Note 3: Factor (dB) = Cable Loss (dB) + LISN Factor (dB).

Appendix B - Test Setup Photograph

Refer to “2311RSU031-UT” file.

Appendix C - EUT Photograph

Refer to “2311RSU031-UE” file.

The End