Ant 4 Port (Ant 2 2402MHz + Ant 4 2404MHz)	
Low Band Edge	Spurious Emission 30MHz ~ 25GHz
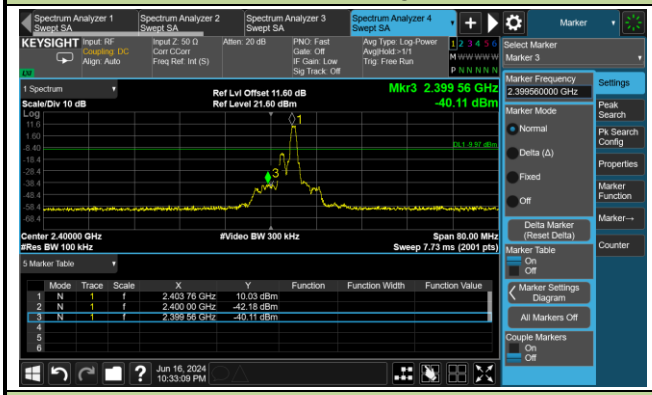	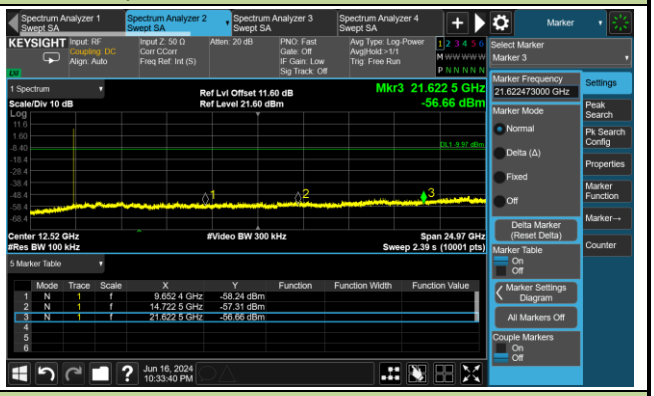

Ant 4 Port (Ant 2 2404MHz + Ant 4 2402MHz)	
Low Band Edge	Spurious Emission 30MHz ~ 25GHz
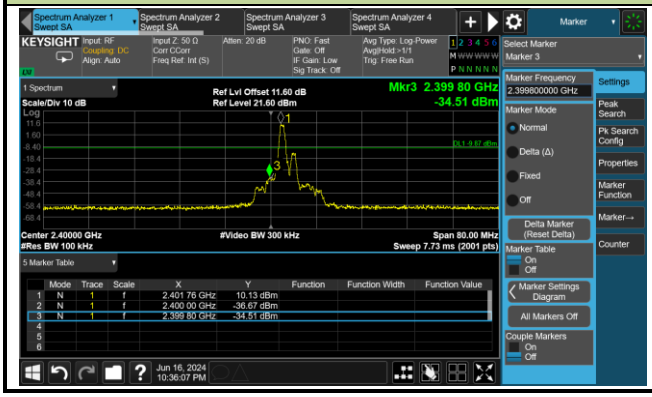	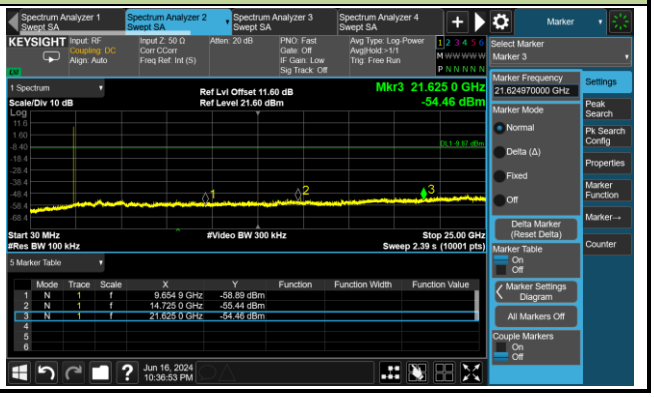

Ant 4 Port (Ant 2 2478MHz + Ant 4 2480MHz)	
High Band Edge	Spurious Emission 30MHz ~ 25GHz
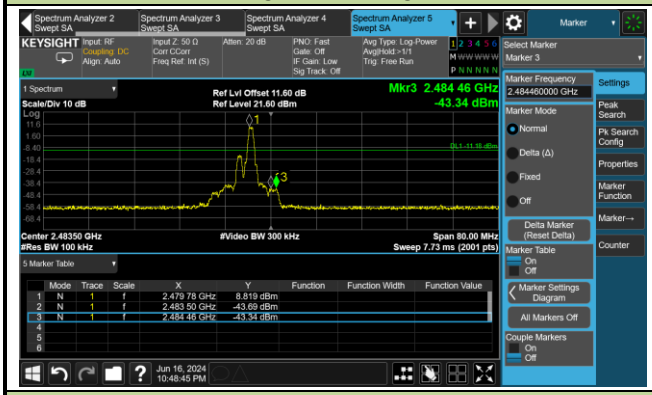	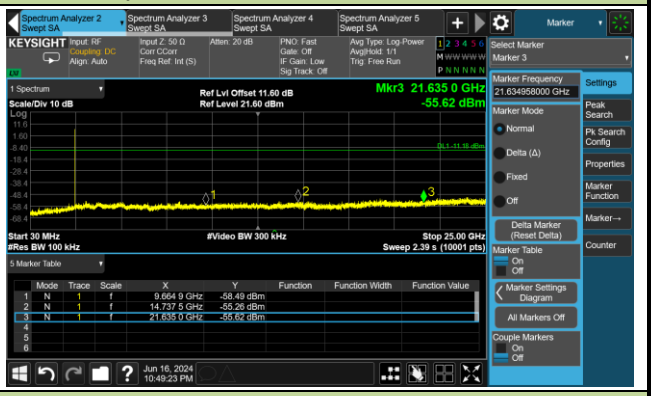

Ant 4 Port (Ant 2 2480MHz + Ant 4 2478MHz)	
High Band Edge	Spurious Emission 30MHz ~ 25GHz
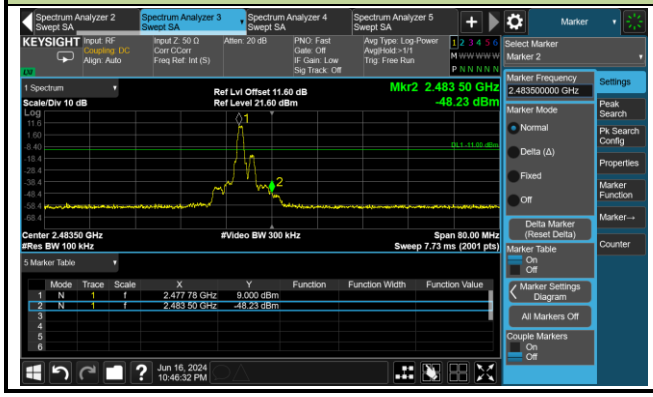	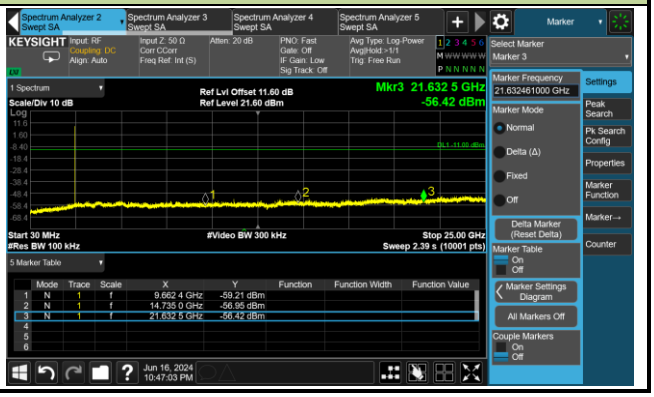

Mode 5

Test Site	WZ-SR5	Test Engineer	Lynn Yang
Test Date	2024-06-16		

Ant 2 Frequency (MHz)	Ant 1 Frequency (MHz)	Limit (dBc)	Result
2402	2404	20	Pass
2404	2402	20	Pass
2478	2480	20	Pass
2480	2478	20	Pass

Ant 2 Port (Ant 2 2402MHz + Ant 1 2404MHz)	
Low Band Edge	Spurious Emission 30MHz ~ 25GHz
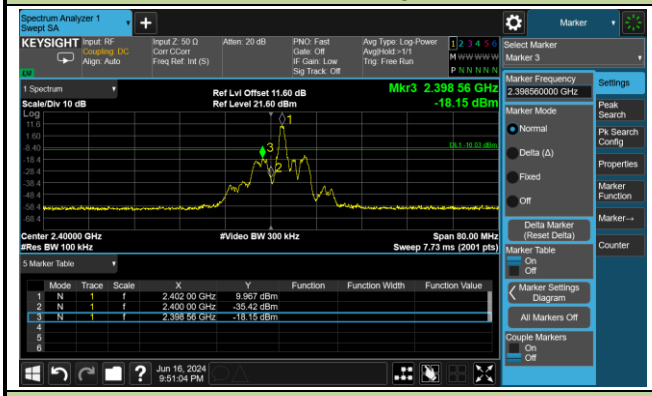	

Ant 2 Port (Ant 2 2404MHz + Ant 31 2402MHz)	
Low Band Edge	Spurious Emission 30MHz ~ 25GHz
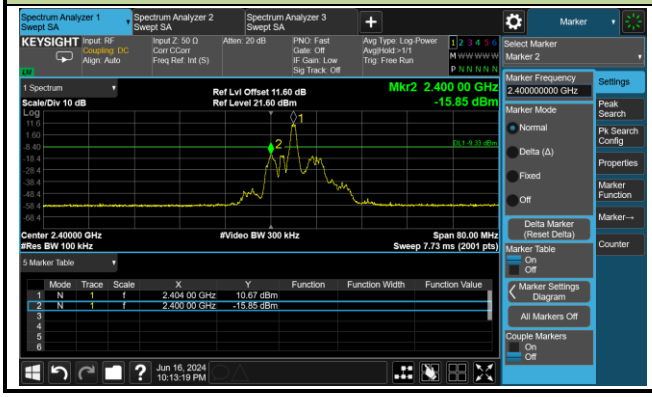	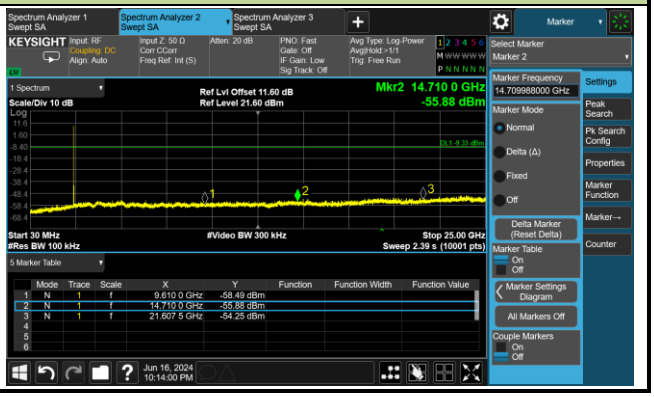

Ant 2 Port (Ant 2 2478MHz + Ant 1 2480MHz)	
High Band Edge	Spurious Emission 30MHz ~ 25GHz
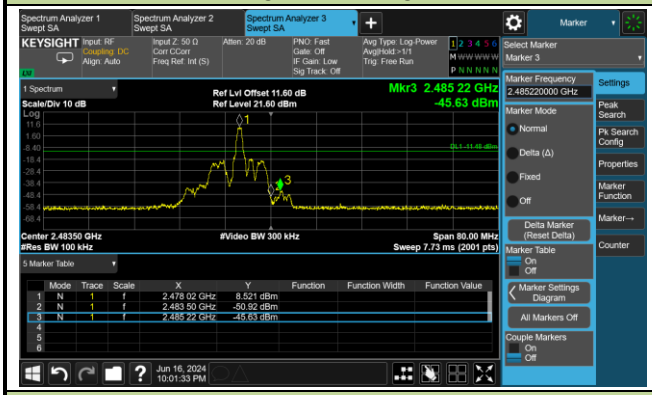	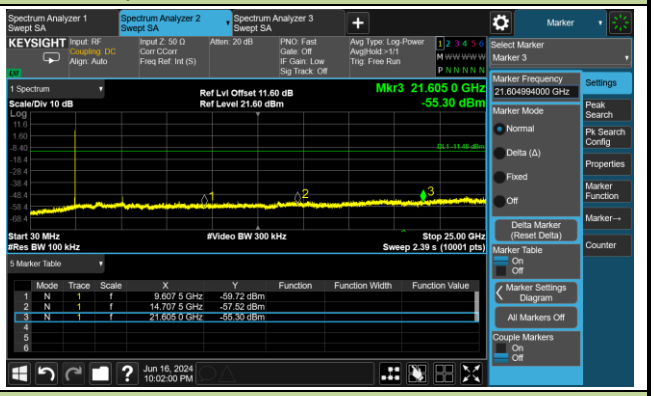

Ant 2 Port (Ant 2 2480MHz + Ant 1 2478MHz)	
High Band Edge	Spurious Emission 30MHz ~ 25GHz
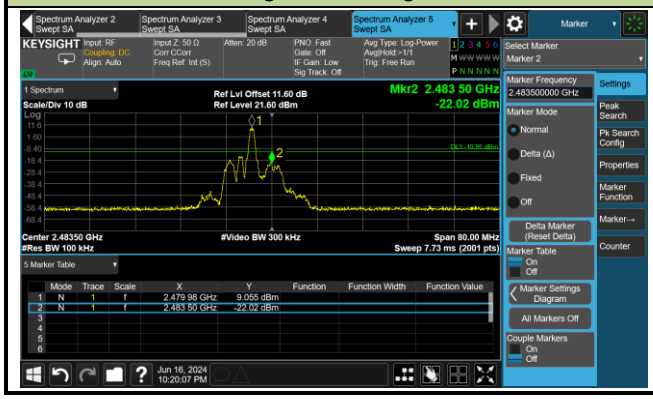	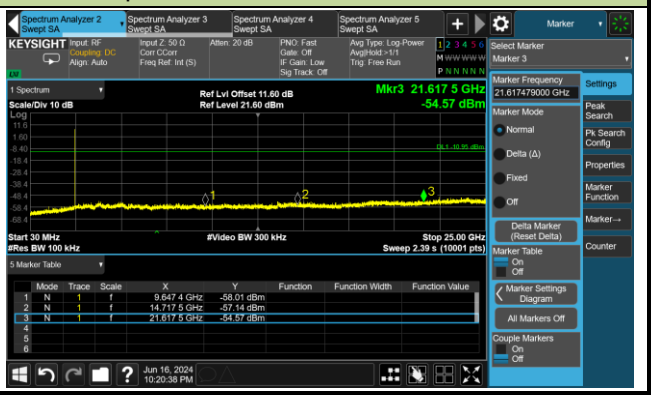

Ant 1 Port (Ant 2 2402MHz + Ant 1 2404MHz)	
Low Band Edge	Spurious Emission 30MHz ~ 25GHz

Ant 1 Port (Ant 2 2404MHz + Ant 1 2402MHz)	
Low Band Edge	Spurious Emission 30MHz ~ 25GHz
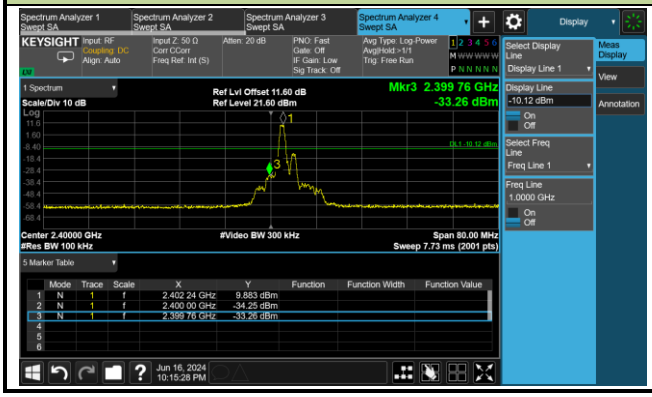	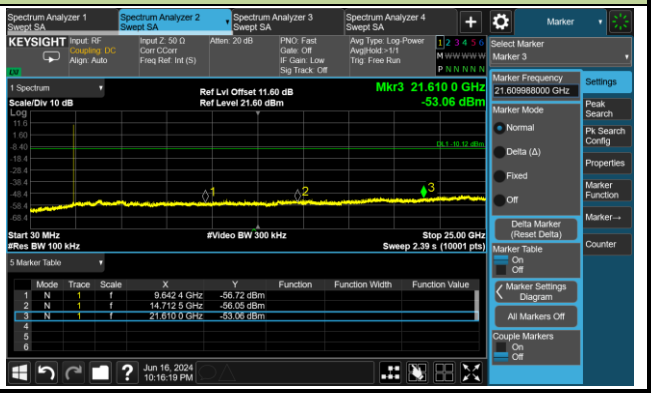

Ant 1 Port (Ant 2 2478MHz + Ant 1 2480MHz)	
High Band Edge	Spurious Emission 30MHz ~ 25GHz
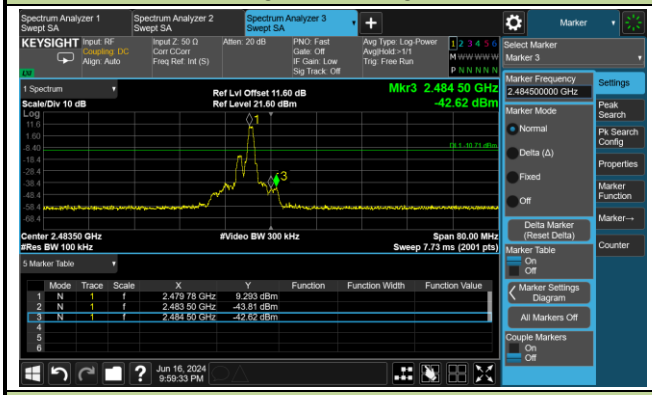	

Ant 1 Port (Ant 2 2480MHz + Ant 1 2478MHz)	
High Band Edge	Spurious Emission 30MHz ~ 25GHz
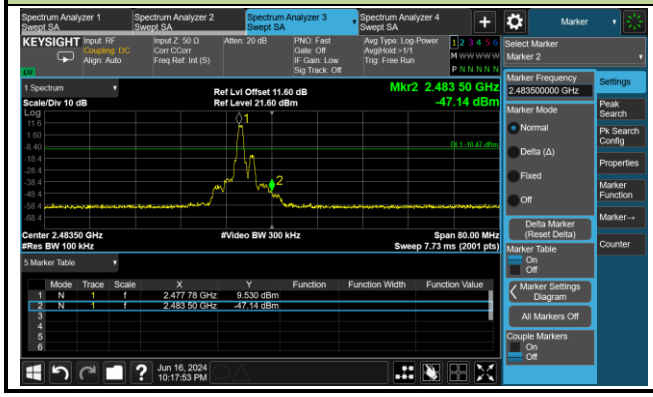	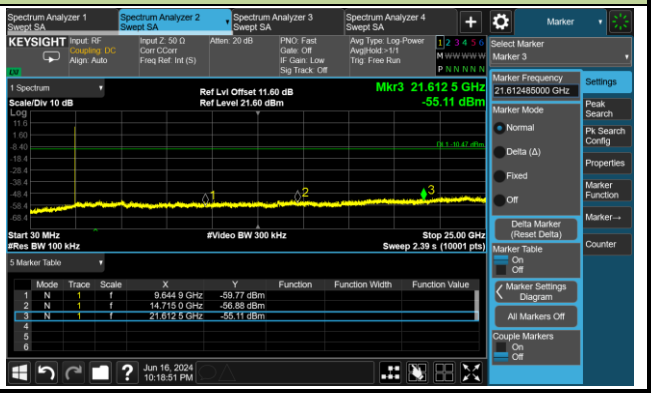

A.6 Radiated Spurious Emission Test Result

Mode 1

Test Site	WZ-AC2	Test Engineer	Bob Zhang
Test Date	2024-02 - 28	Filter	1#
Test Mode	BLE 1Mbps		
Remark	1. Average measurement was not performed if peak level lower than average limit. 2. Other frequency was 20dB below limit line within 1-18GHz, there is not show in the report.		

Test Channel	Frequency (MHz)	Reading Level (dBμV)	Factor (dB/m)	Measure Level (dBμV/m)	Limit (dBμV/m)	Margin (dB)	Detector	Polarization
00	3898.5	36.8	-0.2	36.6	74.0	-37.4	Peak	Horizontal
	4731.5	34.4	2.9	37.3	74.0	-36.7	Peak	Horizontal
	11557.0	31.1	17.9	49.0	74.0	-25.0	Peak	Horizontal
	3949.5	35.9	-0.1	35.8	74.0	-38.2	Peak	Vertical
	4944.0	34.4	3.2	37.6	74.0	-36.4	Peak	Vertical
	11242.5	30.9	17.1	48.0	74.0	-26.0	Peak	Vertical
19	4060.0	33.6	0.4	34.0	74.0	-40.0	Peak	Horizontal
	4833.5	33.9	3.1	37.0	74.0	-37.0	Peak	Horizontal
	12279.5	32.1	17.4	49.5	74.0	-24.5	Peak	Horizontal
	3873.0	36.0	0.0	36.0	74.0	-38.0	Peak	Vertical
	4655.0	34.9	2.6	37.5	74.0	-36.5	Peak	Vertical
	11429.5	30.5	17.3	47.8	74.0	-26.2	Peak	Vertical
39	4043.0	34.5	0.3	34.8	74.0	-39.2	Peak	Horizontal
	5080.0	32.3	3.5	35.8	74.0	-38.2	Peak	Horizontal
	11582.5	31.6	17.5	49.1	74.0	-24.9	Peak	Horizontal
	4119.5	35.8	0.8	36.6	74.0	-37.4	Peak	Vertical
	4876.0	33.7	3.0	36.7	74.0	-37.3	Peak	Vertical
	11574.0	31.3	17.7	49.0	74.0	-25.0	Peak	Vertical

Note: Measure Level (dBμV/m) = Reading Level (dBμV) + Factor (dB/m)

Factor (dB/m) = Cable Loss (dB) + Antenna Factor (dB/m) - Pre_Amplifier Gain (dB)

Test Site	WZ-AC2	Test Engineer	Bob Zhang
Test Date	2024-02 - 28	Filter	1#
Test Mode	BLE 2Mbps		
Remark	1. Average measurement was not performed if peak level lower than average limit. 2. Other frequency was 20dB below limit line within 1-18GHz, there is not show in the report.		

Test Channel	Frequency (MHz)	Reading Level (dBμV)	Factor (dB/m)	Measure Level (dBμV/m)	Limit (dBμV/m)	Margin (dB)	Detector	Polarization
00	4349.0	36.2	1.7	37.9	74.0	-36.1	Peak	Horizontal
	4663.5	35.3	2.7	38.0	74.0	-36.0	Peak	Horizontal
	11684.5	31.5	17.3	48.8	74.0	-25.2	Peak	Horizontal
	4077.0	33.2	0.4	33.6	74.0	-40.4	Peak	Vertical
	4944.0	33.4	3.2	36.6	74.0	-37.4	Peak	Vertical
	11412.5	31.2	17.5	48.7	74.0	-25.3	Peak	Vertical
19	4111.0	35.6	0.8	36.4	74.0	-37.6	Peak	Horizontal
	4748.5	34.1	3.0	37.1	74.0	-36.9	Peak	Horizontal
	11565.5	31.1	17.8	48.9	74.0	-25.1	Peak	Horizontal
	4119.5	35.9	0.8	36.7	74.0	-37.3	Peak	Vertical
	4757.0	33.8	3.1	36.9	74.0	-37.1	Peak	Vertical
	11625.0	31.1	17.6	48.7	74.0	-25.3	Peak	Vertical
39	4187.5	35.3	1.0	36.3	74.0	-37.7	Peak	Horizontal
	5088.5	34.7	3.5	38.2	74.0	-35.8	Peak	Horizontal
	11642.0	32.0	17.9	49.9	74.0	-24.1	Peak	Horizontal
	3992.0	33.8	0.0	33.8	74.0	-40.2	Peak	Vertical
	4969.5	32.7	3.0	35.7	74.0	-38.3	Peak	Vertical
	11574.0	31.2	17.7	48.9	74.0	-25.1	Peak	Vertical

Note: Measure Level (dBμV/m) = Reading Level (dBμV) + Factor (dB/m)

Factor (dB/m) = Cable Loss (dB) + Antenna Factor (dB/m) - Pre_Amplifier Gain (dB)

Test Site	WZ-AC2	Test Engineer	Bob Zhang
Test Date	2024-02 - 28	Filter	2#
Test Mode	BLE 1Mbps		
Remark	1. Average measurement was not performed if peak level lower than average limit. 2. Other frequency was 20dB below limit line within 1-18GHz, there is not show in the report.		

Test Channel	Frequency (MHz)	Reading Level (dBμV)	Factor (dB/m)	Measure Level (dBμV/m)	Limit (dBμV/m)	Margin (dB)	Detector	Polarization
00	4102.5	35.5	0.7	36.2	74.0	-37.8	Peak	Horizontal
	5088.5	35.0	3.5	38.5	74.0	-35.5	Peak	Horizontal
	11650.5	31.5	17.8	49.3	74.0	-24.7	Peak	Horizontal
	3890.0	36.6	-0.1	36.5	74.0	-37.5	Peak	Vertical
	4867.5	34.8	3.1	37.9	74.0	-36.1	Peak	Vertical
	11633.5	31.6	17.7	49.3	74.0	-24.7	Peak	Vertical
Note: Measure Level (dBμV/m) = Reading Level (dBμV) + Factor (dB/m) Factor (dB/m) = Cable Loss (dB) + Antenna Factor (dB/m) - Pre_Amplifier Gain (dB)								

Test Site	WZ-AC2	Test Engineer	Bob Zhang
Test Date	2024-02 - 28	Filter	2#
Test Mode	BLE 2Mbps		
Remark	1. Average measurement was not performed if peak level lower than average limit. 2. Other frequency was 20dB below limit line within 1-18GHz, there is not show in the report.		

Test Channel	Frequency (MHz)	Reading Level (dBμV)	Factor (dB/m)	Measure Level (dBμV/m)	Limit (dBμV/m)	Margin (dB)	Detector	Polarization
00	4111.0	35.4	0.8	36.2	74.0	-37.8	Peak	Horizontal
	4706.0	34.4	2.9	37.3	74.0	-36.7	Peak	Horizontal
	11030.0	32.8	16.2	49.0	74.0	-25.0	Peak	Horizontal
	4111.0	35.7	0.8	36.5	74.0	-37.5	Peak	Vertical
	5131.0	34.2	3.3	37.5	74.0	-36.5	Peak	Vertical
	11540.0	31.4	17.6	49.0	74.0	-25.0	Peak	Vertical

Note: Measure Level (dBμV/m) = Reading Level (dBμV) + Factor (dB/m)

Factor (dB/m) = Cable Loss (dB) + Antenna Factor (dB/m) - Pre_Amplifier Gain (dB)

Test Site	WZ-AC2	Test Engineer	Bob Zhang
Test Date	2024-02 - 28	Filter	3#
Test Mode	BLE 1Mbps		
Remark	1. Average measurement was not performed if peak level lower than average limit. 2. Other frequency was 20dB below limit line within 1-18GHz, there is not show in the report.		

Test Channel	Frequency (MHz)	Reading Level (dBμV)	Factor (dB/m)	Measure Level (dBμV/m)	Limit (dBμV/m)	Margin (dB)	Detector	Polarization
39	8352.5	31.8	11.1	42.9	74.0	-31.1	Peak	Horizontal
	11123.5	30.4	16.4	46.8	74.0	-27.2	Peak	Horizontal
	15407.5	33.3	18.4	51.7	74.0	-22.3	Peak	Horizontal
	15407.5	26.6	18.4	45.0	54.0	-9.0	Average	Horizontal
	4893.0	34.3	3.0	37.3	74.0	-36.7	Peak	Vertical
	7409.0	31.9	11.7	43.6	74.0	-30.4	Peak	Vertical
	11659.0	30.9	17.7	48.6	74.0	-25.4	Peak	Vertical

Note: Measure Level (dBμV/m) = Reading Level (dBμV) + Factor (dB/m)

Factor (dB/m) = Cable Loss (dB) + Antenna Factor (dB/m) - Pre_Amplifier Gain (dB)

Test Site	WZ-AC2	Test Engineer	Bob Zhang
Test Date	2024-02 - 28	Filter	3#
Test Mode	BLE 2Mbps		
Remark	1. Average measurement was not performed if peak level lower than average limit. 2. Other frequency was 20dB below limit line within 1-18GHz, there is not show in the report.		

Test Channel	Frequency (MHz)	Reading Level (dBμV)	Factor (dB/m)	Measure Level (dBμV/m)	Limit (dBμV/m)	Margin (dB)	Detector	Polarization
39	4170.5	35.7	0.8	36.5	74.0	-37.5	Peak	Horizontal
	4952.5	35.2	3.1	38.3	74.0	-35.7	Peak	Horizontal
	10817.5	31.2	16.5	47.7	74.0	-26.3	Peak	Horizontal
	4170.5	36.0	0.8	36.8	74.0	-37.2	Peak	Vertical
	4740.0	34.5	2.9	37.4	74.0	-36.6	Peak	Vertical
	11540.0	31.2	17.6	48.8	74.0	-25.2	Peak	Vertical
Note: Measure Level (dBμV/m) = Reading Level (dBμV) + Factor (dB/m) Factor (dB/m) = Cable Loss (dB) + Antenna Factor (dB/m) - Pre_Amplifier Gain (dB)								

Mode 2

Test Site	WZ-AC2	Test Engineer	Bob Zhang
Test Date	2024-02 - 28	Filter	4#
Test Mode	BLE 1Mbps		
Remark	1. Average measurement was not performed if peak level lower than average limit. 2. Other frequency was 20dB below limit line within 1-18GHz, there is not show in the report.		

Test Channel	Frequency (MHz)	Reading Level (dBμV)	Factor (dB/m)	Measure Level (dBμV/m)	Limit (dBμV/m)	Margin (dB)	Detector	Polarization
00	4094.0	35.5	0.6	36.1	74.0	-37.9	Peak	Horizontal
	4859.0	34.2	3.2	37.4	74.0	-36.6	Peak	Horizontal
	10817.5	32.7	16.5	49.2	74.0	-24.8	Peak	Horizontal
	4170.5	36.1	0.8	36.9	74.0	-37.1	Peak	Vertical
	4910.0	34.4	3.2	37.6	74.0	-36.4	Peak	Vertical
	11769.5	32.0	17.4	49.4	74.0	-24.6	Peak	Vertical
19	4111.0	35.8	0.8	36.6	74.0	-37.4	Peak	Horizontal
	4893.0	34.7	3.0	37.7	74.0	-36.3	Peak	Horizontal
	11574.0	30.9	17.7	48.6	74.0	-25.4	Peak	Horizontal
	3881.5	36.3	-0.1	36.2	74.0	-37.8	Peak	Vertical
	4672.0	35.2	2.8	38.0	74.0	-36.0	Peak	Vertical
	11735.5	31.1	17.7	48.8	74.0	-25.2	Peak	Vertical
39	4247.0	35.4	1.1	36.5	74.0	-37.5	Peak	Horizontal
	4876.0	34.4	3.0	37.4	74.0	-36.6	Peak	Horizontal
	11625.0	31.4	17.6	49.0	74.0	-25.0	Peak	Horizontal
	4111.0	36.1	0.8	36.9	74.0	-37.1	Peak	Vertical
	4706.0	34.5	2.9	37.4	74.0	-36.6	Peak	Vertical
	12220.0	31.4	17.5	48.9	74.0	-25.1	Peak	Vertical

Note: Measure Level (dBμV/m) = Reading Level (dBμV) + Factor (dB/m)

Factor (dB/m) = Cable Loss (dB) + Antenna Factor (dB/m) - Pre_Amplifier Gain (dB)

Test Site	WZ-AC2	Test Engineer	Bob Zhang
Test Date	2024-02 - 28	Filter	4#
Test Mode	BLE 2Mbps		
Remark	1. Average measurement was not performed if peak level lower than average limit. 2. Other frequency was 20dB below limit line within 1-18GHz, there is not show in the report.		

Test Channel	Frequency (MHz)	Reading Level (dBμV)	Factor (dB/m)	Measure Level (dBμV/m)	Limit (dBμV/m)	Margin (dB)	Detector	Polarization
00	4102.5	36.6	0.7	37.3	74.0	-36.7	Peak	Horizontal
	5097.0	34.9	3.5	38.4	74.0	-35.6	Peak	Horizontal
	12313.5	31.5	17.4	48.9	74.0	-25.1	Peak	Horizontal
	3822.0	36.4	-0.3	36.1	74.0	-37.9	Peak	Vertical
	5037.5	34.1	3.3	37.4	74.0	-36.6	Peak	Vertical
	11506.0	31.6	17.4	49.0	74.0	-25.0	Peak	Vertical
19	4119.5	36.5	0.8	37.3	74.0	-36.7	Peak	Horizontal
	4918.5	34.4	3.2	37.6	74.0	-36.4	Peak	Horizontal
	11582.5	30.2	17.5	47.7	74.0	-26.3	Peak	Horizontal
	4111.0	35.4	0.8	36.2	74.0	-37.8	Peak	Vertical
	4816.5	34.9	3.0	37.9	74.0	-36.1	Peak	Vertical
	11480.5	30.8	17.6	48.4	74.0	-25.6	Peak	Vertical
39	4102.5	35.8	0.7	36.5	74.0	-37.5	Peak	Horizontal
	4910.0	35.2	3.2	38.4	74.0	-35.6	Peak	Horizontal
	11497.5	31.4	17.6	49.0	74.0	-25.0	Peak	Horizontal
	4111.0	36.0	0.8	36.8	74.0	-37.2	Peak	Vertical
	4910.0	35.2	3.2	38.4	74.0	-35.6	Peak	Vertical
	11582.5	32.0	17.5	49.5	74.0	-24.5	Peak	Vertical

Note: Measure Level (dBμV/m) = Reading Level (dBμV) + Factor (dB/m)

Factor (dB/m) = Cable Loss (dB) + Antenna Factor (dB/m) - Pre_Amplifier Gain (dB)

Test Site	WZ-AC2	Test Engineer	Bob Zhang
Test Date	2024-02 - 28	Filter	5#
Test Mode	BLE 1Mbps		
Remark	1. Average measurement was not performed if peak level lower than average limit. 2. Other frequency was 20dB below limit line within 1-18GHz, there is not show in the report.		

Test Channel	Frequency (MHz)	Reading Level (dBμV)	Factor (dB/m)	Measure Level (dBμV/m)	Limit (dBμV/m)	Margin (dB)	Detector	Polarization
00	4102.5	35.7	0.7	36.4	74.0	-37.6	Peak	Horizontal
	4927.0	33.3	3.3	36.6	74.0	-37.4	Peak	Horizontal
	11540.0	31.1	17.6	48.7	74.0	-25.3	Peak	Horizontal
	4111.0	35.7	0.8	36.5	74.0	-37.5	Peak	Vertical
	4876.0	33.8	3.0	36.8	74.0	-37.2	Peak	Vertical
	11480.5	31.0	17.6	48.6	74.0	-25.4	Peak	Vertical

Note: Measure Level (dBμV/m) = Reading Level (dBμV) + Factor (dB/m)

Factor (dB/m) = Cable Loss (dB) + Antenna Factor (dB/m) - Pre_Amplifier Gain (dB)

Test Site	WZ-AC2	Test Engineer	Bob Zhang
Test Date	2024-02 - 28	Filter	5#
Test Mode	BLE 2Mbps		
Remark	1. Average measurement was not performed if peak level lower than average limit. 2. Other frequency was 20dB below limit line within 1-18GHz, there is not show in the report.		

Test Channel	Frequency (MHz)	Reading Level (dBμV)	Factor (dB/m)	Measure Level (dBμV/m)	Limit (dBμV/m)	Margin (dB)	Detector	Polarization
00	4111.0	35.4	0.8	36.2	74.0	-37.8	Peak	Horizontal
	4748.5	33.4	3.0	36.4	74.0	-37.6	Peak	Horizontal
	11557.0	31.2	17.9	49.1	74.0	-24.9	Peak	Horizontal
	4009.0	34.5	0.1	34.6	74.0	-39.4	Peak	Vertical
	4731.5	32.5	2.9	35.4	74.0	-38.6	Peak	Vertical
	11276.5	31.2	17.0	48.2	74.0	-25.8	Peak	Vertical

Note: Measure Level (dBμV/m) = Reading Level (dBμV) + Factor (dB/m)

Factor (dB/m) = Cable Loss (dB) + Antenna Factor (dB/m) - Pre_Amplifier Gain (dB)

Test Site	WZ-AC2	Test Engineer	Bob Zhang
Test Date	2024-02 - 28	Filter	6#
Test Mode	BLE 1Mbps		
Remark	1. Average measurement was not performed if peak level lower than average limit. 2. Other frequency was 20dB below limit line within 1-18GHz, there is not show in the report.		

Test Channel	Frequency (MHz)	Reading Level (dBμV)	Factor (dB/m)	Measure Level (dBμV/m)	Limit (dBμV/m)	Margin (dB)	Detector	Polarization
39	4111.0	35.9	0.8	36.7	74.0	-37.3	Peak	Horizontal
	4842.0	34.9	3.2	38.1	74.0	-35.9	Peak	Horizontal
	11506.0	32.0	17.4	49.4	74.0	-24.6	Peak	Horizontal
	4119.5	35.6	0.8	36.4	74.0	-37.6	Peak	Vertical
	4570.0	35.2	2.2	37.4	74.0	-36.6	Peak	Vertical
	11633.5	30.7	17.7	48.4	74.0	-25.6	Peak	Vertical

Note: Measure Level (dBμV/m) = Reading Level (dBμV) + Factor (dB/m)

Factor (dB/m) = Cable Loss (dB) + Antenna Factor (dB/m) - Pre_Amplifier Gain (dB)

Test Site	WZ-AC2	Test Engineer	Bob Zhang
Test Date	2024-02 - 28	Filter	6#
Test Mode	BLE 2Mbps		
Remark	1. Average measurement was not performed if peak level lower than average limit. 2. Other frequency was 20dB below limit line within 1-18GHz, there is not show in the report.		

Test Channel	Frequency (MHz)	Reading Level (dBμV)	Factor (dB/m)	Measure Level (dBμV/m)	Limit (dBμV/m)	Margin (dB)	Detector	Polarization
39	4102.5	36.3	0.7	37.0	74.0	-37.0	Peak	Horizontal
	4859.0	35.1	3.2	38.3	74.0	-35.7	Peak	Horizontal
	11642.0	31.6	17.9	49.5	74.0	-24.5	Peak	Horizontal
	4102.5	36.5	0.7	37.2	74.0	-36.8	Peak	Vertical
	4876.0	33.0	3.0	36.0	74.0	-38.0	Peak	Vertical
	11990.5	31.9	17.1	49.0	74.0	-25.0	Peak	Vertical

Note: Measure Level (dBμV/m) = Reading Level (dBμV) + Factor (dB/m)

Factor (dB/m) = Cable Loss (dB) + Antenna Factor (dB/m) - Pre_Amplifier Gain (dB)

Mode 3

Test Site	WZ-AC2	Test Engineer	Bob Zhang
Test Date	2024-02 - 28	Filter	7#
Test Mode	BLE 1Mbps		
Remark	1. Average measurement was not performed if peak level lower than average limit. 2. Other frequency was 20dB below limit line within 1-18GHz, there is not show in the report.		

Test Channel	Frequency (MHz)	Reading Level (dBμV)	Factor (dB/m)	Measure Level (dBμV/m)	Limit (dBμV/m)	Margin (dB)	Detector	Polarization
00	4111.0	35.7	0.8	36.5	74.0	-37.5	Peak	Horizontal
	4816.5	35.4	3.0	38.4	74.0	-35.6	Peak	Horizontal
	11531.5	31.2	17.3	48.5	74.0	-25.5	Peak	Horizontal
	3958.0	36.6	-0.1	36.5	74.0	-37.5	Peak	Vertical
	4791.0	33.2	3.1	36.3	74.0	-37.7	Peak	Vertical
	10783.5	32.4	16.1	48.5	74.0	-25.5	Peak	Vertical
19	3881.5	35.7	-0.1	35.6	74.0	-38.4	Peak	Horizontal
	4901.5	34.8	3.1	37.9	74.0	-36.1	Peak	Horizontal
	12364.5	33.5	16.9	50.4	74.0	-23.6	Peak	Horizontal
	4119.5	36.8	0.8	37.6	74.0	-36.4	Peak	Vertical
	4859.0	35.1	3.2	38.3	74.0	-35.7	Peak	Vertical
	12288.0	31.7	17.6	49.3	74.0	-24.7	Peak	Vertical
39	4111.0	36.3	0.8	37.1	74.0	-36.9	Peak	Horizontal
	4816.5	33.4	3.0	36.4	74.0	-37.6	Peak	Horizontal
	11582.5	30.3	17.5	47.8	74.0	-26.2	Peak	Horizontal
	4111.0	36.3	0.8	37.1	74.0	-36.9	Peak	Vertical
	4893.0	34.8	3.0	37.8	74.0	-36.2	Peak	Vertical
	11540.0	31.7	17.6	49.3	74.0	-24.7	Peak	Vertical

Note: Measure Level (dBμV/m) = Reading Level (dBμV) + Factor (dB/m)

Factor (dB/m) = Cable Loss (dB) + Antenna Factor (dB/m) - Pre_Amplifier Gain (dB)

Test Site	WZ-AC2	Test Engineer	Bob Zhang
Test Date	2024-02 - 28	Filter	7#
Test Mode	BLE 2Mbps		
Remark	1. Average measurement was not performed if peak level lower than average limit. 2. Other frequency was 20dB below limit line within 1-18GHz, there is not show in the report.		

Test Channel	Frequency (MHz)	Reading Level (dBμV)	Factor (dB/m)	Measure Level (dBμV/m)	Limit (dBμV/m)	Margin (dB)	Detector	Polarization
00	3813.5	36.2	-0.2	36.0	74.0	-38.0	Peak	Horizontal
	5148.0	34.9	3.5	38.4	74.0	-35.6	Peak	Horizontal
	11557.0	30.9	17.9	48.8	74.0	-25.2	Peak	Horizontal
	4068.5	36.4	0.4	36.8	74.0	-37.2	Peak	Vertical
	5088.5	33.6	3.5	37.1	74.0	-36.9	Peak	Vertical
	11557.0	31.3	17.9	49.2	74.0	-24.8	Peak	Vertical
19	3881.5	35.7	-0.1	35.6	74.0	-38.4	Peak	Horizontal
	4799.5	34.7	3.0	37.7	74.0	-36.3	Peak	Horizontal
	11106.5	31.9	16.7	48.6	74.0	-25.4	Peak	Horizontal
	3966.5	36.4	-0.1	36.3	74.0	-37.7	Peak	Vertical
	4867.5	34.5	3.1	37.6	74.0	-36.4	Peak	Vertical
	12186.0	31.2	17.7	48.9	74.0	-25.1	Peak	Vertical
39	4034.5	36.0	0.3	36.3	74.0	-37.7	Peak	Horizontal
	4604.0	32.8	2.5	35.3	74.0	-38.7	Peak	Horizontal
	11489.0	30.6	17.7	48.3	74.0	-25.7	Peak	Horizontal
	3992.0	33.8	0.0	33.8	74.0	-40.2	Peak	Vertical
	4961.0	34.8	3.0	37.8	74.0	-36.2	Peak	Vertical
	11633.5	30.9	17.7	48.6	74.0	-25.4	Peak	Vertical

Note: Measure Level (dBμV/m) = Reading Level (dBμV) + Factor (dB/m)

Factor (dB/m) = Cable Loss (dB) + Antenna Factor (dB/m) - Pre_Amplifier Gain (dB)

Test Site	WZ-AC2	Test Engineer	Bob Zhang
Test Date	2024-02 - 28	Filter	8#
Test Mode	BLE 1Mbps		
Remark	1. Average measurement was not performed if peak level lower than average limit. 2. Other frequency was 20dB below limit line within 1-18GHz, there is not show in the report.		

Test Channel	Frequency (MHz)	Reading Level (dBμV)	Factor (dB/m)	Measure Level (dBμV/m)	Limit (dBμV/m)	Margin (dB)	Detector	Polarization
00	4102.5	35.8	0.7	36.5	74.0	-37.5	Peak	Horizontal
	4757.0	34.5	3.1	37.6	74.0	-36.4	Peak	Horizontal
	11591.0	31.2	17.3	48.5	74.0	-25.5	Peak	Horizontal
	4111.0	35.2	0.8	36.0	74.0	-38.0	Peak	Vertical
	4901.5	34.7	3.1	37.8	74.0	-36.2	Peak	Vertical
	11642.0	30.7	17.9	48.6	74.0	-25.4	Peak	Vertical

Note: Measure Level (dBμV/m) = Reading Level (dBμV) + Factor (dB/m)

Factor (dB/m) = Cable Loss (dB) + Antenna Factor (dB/m) - Pre_Amplifier Gain (dB)

Test Site	WZ-AC2	Test Engineer	Bob Zhang
Test Date	2024-02 - 28	Filter	8#
Test Mode	BLE 2Mbps		
Remark	1. Average measurement was not performed if peak level lower than average limit. 2. Other frequency was 20dB below limit line within 1-18GHz, there is not show in the report.		

Test Channel	Frequency (MHz)	Reading Level (dBμV)	Factor (dB/m)	Measure Level (dBμV/m)	Limit (dBμV/m)	Margin (dB)	Detector	Polarization
00	3898.5	37.1	-0.2	36.9	74.0	-37.1	Peak	Horizontal
	4935.5	35.5	3.2	38.7	74.0	-35.3	Peak	Horizontal
	11548.5	31.4	17.7	49.1	74.0	-24.9	Peak	Horizontal
	3839.0	36.4	-0.3	36.1	74.0	-37.9	Peak	Vertical
	4740.0	35.1	2.9	38.0	74.0	-36.0	Peak	Vertical
	11616.5	31.6	17.4	49.0	74.0	-25.0	Peak	Vertical

Note: Measure Level (dBμV/m) = Reading Level (dBμV) + Factor (dB/m)

Factor (dB/m) = Cable Loss (dB) + Antenna Factor (dB/m) - Pre_Amplifier Gain (dB)

Test Site	WZ-AC2	Test Engineer	Bob Zhang
Test Date	2024-02 - 28	Filter	9#
Test Mode	BLE 1Mbps		
Remark	1. Average measurement was not performed if peak level lower than average limit. 2. Other frequency was 20dB below limit line within 1-18GHz, there is not show in the report.		

Test Channel	Frequency (MHz)	Reading Level (dBμV)	Factor (dB/m)	Measure Level (dBμV/m)	Limit (dBμV/m)	Margin (dB)	Detector	Polarization
39	4153.5	34.4	0.7	35.1	74.0	-38.9	Peak	Horizontal
	5131.0	34.6	3.3	37.9	74.0	-36.1	Peak	Horizontal
	11548.5	30.9	17.7	48.6	74.0	-25.4	Peak	Horizontal
	3898.5	36.4	-0.2	36.2	74.0	-37.8	Peak	Vertical
	4842.0	34.3	3.2	37.5	74.0	-36.5	Peak	Vertical
	11548.5	32.1	17.7	49.8	74.0	-24.2	Peak	Vertical

Note: Measure Level (dBμV/m) = Reading Level (dBμV) + Factor (dB/m)

Factor (dB/m) = Cable Loss (dB) + Antenna Factor (dB/m) - Pre_Amplifier Gain (dB)

Test Site	WZ-AC2	Test Engineer	Bob Zhang
Test Date	2024-02 - 28	Filter	9#
Test Mode	BLE 2Mbps		
Remark	1. Average measurement was not performed if peak level lower than average limit. 2. Other frequency was 20dB below limit line within 1-18GHz, there is not show in the report.		

Test Channel	Frequency (MHz)	Reading Level (dBμV)	Factor (dB/m)	Measure Level (dBμV/m)	Limit (dBμV/m)	Margin (dB)	Detector	Polarization
39	3898.5	36.3	-0.2	36.1	74.0	-37.9	Peak	Horizontal
	4689.0	33.8	2.9	36.7	74.0	-37.3	Peak	Horizontal
	11574.0	31.9	17.7	49.6	74.0	-24.4	Peak	Horizontal
	4204.5	35.8	1.0	36.8	74.0	-37.2	Peak	Vertical
	4774.0	32.5	3.2	35.7	74.0	-38.3	Peak	Vertical
	11531.5	31.9	17.3	49.2	74.0	-24.8	Peak	Vertical

Note: Measure Level (dBμV/m) = Reading Level (dBμV) + Factor (dB/m)

Factor (dB/m) = Cable Loss (dB) + Antenna Factor (dB/m) - Pre_Amplifier Gain (dB)

Mode 4

Test Site	SIP-AC3	Test Engineer	Oliver Cheng
Test Date	2024-05-19		
Remark	1. Average measurement was not performed if peak level lower than average limit. 2. Other frequency was 20dB below limit line within 1-18GHz, there is not show in the report.		

Test Channel		Frequency (MHz)	Reading Level (dBμV)	Factor (dB/m)	Measure Level (dBμV/m)	Limit (dBμV/m)	Margin (dB)	Detector	Polarization
Ant 2	Ant 4								
00	01	8378.0	48.8	-3.5	45.3	74.0	-28.7	Peak	Horizontal
		11421.0	48.1	-1.5	46.6	74.0	-27.4	Peak	Horizontal
		15773.0	44.9	4.9	49.8	74.0	-24.2	Peak	Horizontal
		7434.5	48.8	-4.8	44.0	74.0	-30.0	Peak	Vertical
		11421.0	48.2	-1.5	46.7	74.0	-27.3	Peak	Vertical
		15841.0	46.4	4.3	50.7	74.0	-23.3	Peak	Vertical
19	20	8361.0	49.7	-3.4	46.3	74.0	-27.7	Peak	Horizontal
		12373.0	49.9	-1.5	48.4	74.0	-25.6	Peak	Horizontal
		15773.0	45.2	4.9	50.1	74.0	-23.9	Peak	Horizontal
		8225.0	49.0	-3.3	45.7	74.0	-28.3	Peak	Vertical
		11718.5	48.8	-1.7	47.1	74.0	-26.9	Peak	Vertical
		16164.0	45.5	5.1	50.6	74.0	-23.4	Peak	Vertical
38	39	8310.0	49.0	-3.1	45.9	74.0	-28.1	Peak	Horizontal
		12041.5	48.2	-1.8	46.4	74.0	-27.6	Peak	Horizontal
		15892.0	45.2	5.0	50.2	74.0	-23.8	Peak	Horizontal
		8310.0	48.2	-3.1	45.1	74.0	-28.9	Peak	Vertical
		11718.5	48.0	-1.7	46.3	74.0	-27.7	Peak	Vertical
		15883.5	45.2	5.1	50.3	74.0	-23.7	Peak	Vertical

Note: Measure Level (dBμV/m) = Reading Level (dBμV) + Factor (dB/m)

Factor (dB/m) = Cable Loss (dB) + Antenna Factor (dB/m) - Pre_Amplifier Gain (dB)

Test Site	SIP-AC3	Test Engineer	Oliver Cheng
Test Date	2024-05-19		
Remark	1. Average measurement was not performed if peak level lower than average limit. 2. Other frequency was 20dB below limit line within 1-18GHz, there is not show in the report.		

Test Channel		Frequency (MHz)	Reading Level (dBμV)	Factor (dB/m)	Measure Level (dBμV/m)	Limit (dBμV/m)	Margin (dB)	Detector	Polarization
Ant 2	Ant 4								
01	00	8361.0	50.1	-3.4	46.7	74.0	-27.3	Peak	Horizontal
		11650.5	48.7	-1.7	47.0	74.0	-27.0	Peak	Horizontal
		15492.5	46.3	4.4	50.7	74.0	-23.3	Peak	Horizontal
		8123.0	50.0	-3.7	46.3	74.0	-27.7	Peak	Vertical
		11336.0	48.7	-1.4	47.3	74.0	-26.7	Peak	Vertical
		15815.5	45.8	4.7	50.5	74.0	-23.5	Peak	Vertical
20	19	8199.5	48.4	-3.3	45.1	74.0	-28.9	Peak	Horizontal
		11693.0	48.2	-1.6	46.6	74.0	-27.4	Peak	Horizontal
		15934.5	45.9	4.7	50.6	74.0	-23.4	Peak	Horizontal
		8310.0	49.7	-3.1	46.6	74.0	-27.4	Peak	Vertical
		11021.5	48.7	-1.4	47.3	74.0	-26.7	Peak	Vertical
		15883.5	45.8	5.1	50.9	74.0	-23.1	Peak	Vertical
39	38	8361.0	49.1	-3.4	45.7	74.0	-28.3	Peak	Horizontal
		11999.0	49.7	-1.8	47.9	74.0	-26.1	Peak	Horizontal
		15858.0	45.7	4.5	50.2	74.0	-23.8	Peak	Horizontal
		8318.5	49.4	-3.3	46.1	74.0	-27.9	Peak	Vertical
		11310.5	49.2	-1.6	47.6	74.0	-26.4	Peak	Vertical
		15450.0	46.7	4.0	50.7	74.0	-23.3	Peak	Vertical

Note: Measure Level (dBμV/m) = Reading Level (dBμV) + Factor (dB/m)

Factor (dB/m) = Cable Loss (dB) + Antenna Factor (dB/m) - Pre_Amplifier Gain (dB)

Mode 5

Test Site	SIP-AC3	Test Engineer	Oliver Cheng
Test Date	2024-05-19		
Remark	1. Average measurement was not performed if peak level lower than average limit. 2. Other frequency was 20dB below limit line within 1-18GHz, there is not show in the report.		

Test Channel		Frequency (MHz)	Reading Level (dBμV)	Factor (dB/m)	Measure Level (dBμV/m)	Limit (dBμV/m)	Margin (dB)	Detector	Polarization
Ant 2	Ant 1								
00	01	8488.5	49.2	-3.0	46.2	74.0	-27.8	Peak	Horizontal
		11242.5	48.4	-1.6	46.8	74.0	-27.2	Peak	Horizontal
		15807.0	45.1	4.9	50.0	74.0	-24.0	Peak	Horizontal
		8242.0	49.2	-3.2	46.0	74.0	-28.0	Peak	Vertical
		11710.0	49.1	-1.6	47.5	74.0	-26.5	Peak	Vertical
		15705.0	44.8	4.9	49.7	74.0	-24.3	Peak	Vertical
19	20	8242.0	49.1	-3.2	45.9	74.0	-28.1	Peak	Horizontal
		11591.0	49.2	-1.7	47.5	74.0	-26.5	Peak	Horizontal
		15781.5	44.7	5.0	49.7	74.0	-24.3	Peak	Horizontal
		8335.5	49.8	-3.4	46.4	74.0	-27.6	Peak	Vertical
		11336.0	48.6	-1.4	47.2	74.0	-26.8	Peak	Vertical
		15790.0	45.6	5.0	50.6	74.0	-23.4	Peak	Vertical
38	39	8327.0	49.3	-3.4	45.9	74.0	-28.1	Peak	Horizontal
		11693.0	48.6	-1.6	47.0	74.0	-27.0	Peak	Horizontal
		15866.5	45.7	4.8	50.5	74.0	-23.5	Peak	Horizontal
		8352.5	48.8	-3.4	45.4	74.0	-28.6	Peak	Vertical
		11684.5	48.6	-1.6	47.0	74.0	-27.0	Peak	Vertical
		15875.0	45.2	5.1	50.3	74.0	-23.7	Peak	Vertical

Note: Measure Level (dBμV/m) = Reading Level (dBμV) + Factor (dB/m)

Factor (dB/m) = Cable Loss (dB) + Antenna Factor (dB/m) - Pre_Amplifier Gain (dB)

Test Site	SIP-AC3	Test Engineer	Oliver Cheng
Test Date	2024-05-19		
Remark	1. Average measurement was not performed if peak level lower than average limit. 2. Other frequency was 20dB below limit line within 1-18GHz, there is not show in the report.		

Test Channel		Frequency (MHz)	Reading Level (dBμV)	Factor (dB/m)	Measure Level (dBμV/m)	Limit (dBμV/m)	Margin (dB)	Detector	Polarization
Ant 2	Ant 1								
01	00	8276.0	49.5	-3.3	46.2	74.0	-27.8	Peak	Horizontal
		11293.5	48.7	-1.8	46.9	74.0	-27.1	Peak	Horizontal
		15773.0	45.0	4.9	49.9	74.0	-24.1	Peak	Horizontal
		7596.0	49.3	-4.4	44.9	74.0	-29.1	Peak	Vertical
		11404.0	48.4	-1.6	46.8	74.0	-27.2	Peak	Vertical
		15892.0	45.9	5.0	50.9	74.0	-23.1	Peak	Vertical
20	19	8259.0	49.5	-3.3	46.2	74.0	-27.8	Peak	Horizontal
		11157.5	48.8	-1.3	47.5	74.0	-26.5	Peak	Horizontal
		15798.5	45.7	4.9	50.6	74.0	-23.4	Peak	Horizontal
		8293.0	49.3	-3.2	46.1	74.0	-27.9	Peak	Vertical
		12067.0	49.3	-1.6	47.7	74.0	-26.3	Peak	Vertical
		15858.0	46.5	4.5	51.0	74.0	-23.0	Peak	Vertical
39	38	8233.5	49.0	-3.2	45.8	74.0	-28.2	Peak	Horizontal
		11157.5	48.1	-1.3	46.8	74.0	-27.2	Peak	Horizontal
		15773.0	44.8	4.9	49.7	74.0	-24.3	Peak	Horizontal
		8242.0	49.3	-3.2	46.1	74.0	-27.9	Peak	Vertical
		11429.5	49.0	-1.5	47.5	74.0	-26.5	Peak	Vertical
		15467.0	46.4	4.6	51.0	74.0	-23.0	Peak	Vertical

Note: Measure Level (dBμV/m) = Reading Level (dBμV) + Factor (dB/m)

Factor (dB/m) = Cable Loss (dB) + Antenna Factor (dB/m) - Pre_Amplifier Gain (dB)

The Result of Radiated Emission for 9kHz ~ 30MHz:

Site: WZ-AC2	Test Date: 2024-03-10
Limit: FCC_Part15.209_RSE	Engineer: Bob Zhang
Probe: FMZB1519_0.009-30MHz	Polarity: Coaxial
EUT: ACCESS POINT	Power: AC 120V/60Hz
Test Mode: Transmit by BLE 1Mbps at 2402MHz	

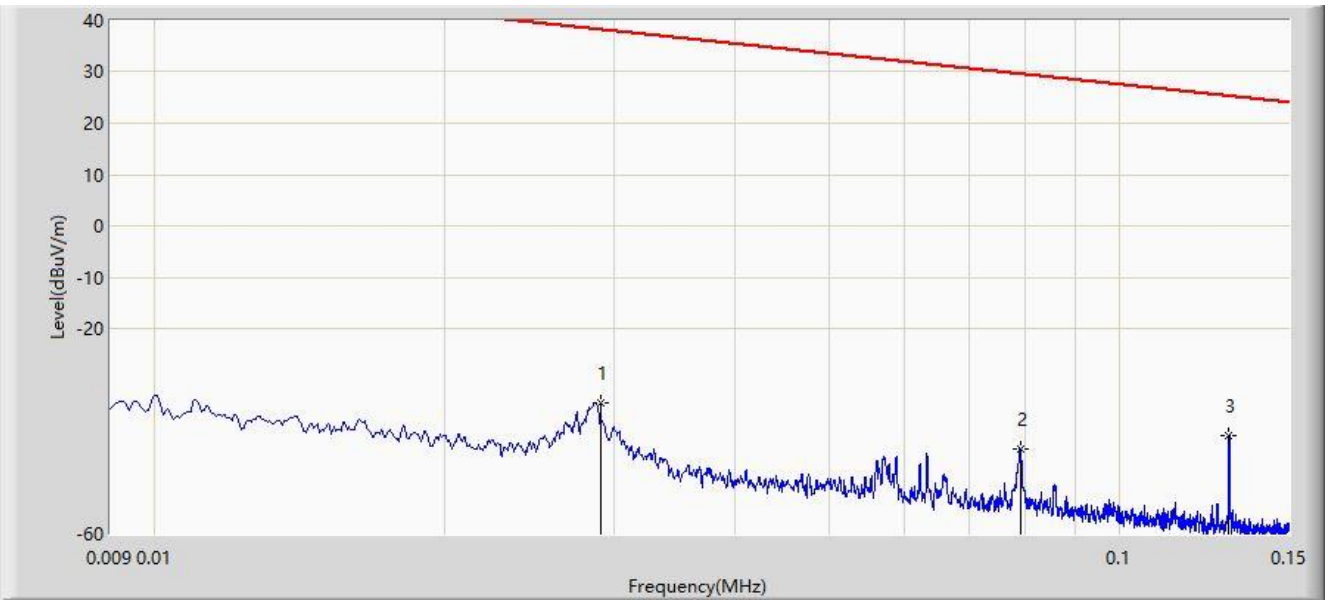

No	Mark	Frequency (MHz)	Measure Level (dBμV/m)	Reading Level (dBμV)	Margin (dB)	Limit (dBμV/m)	Factor (dB/m)	Type
1		0.029	-34.400	26.584	-72.742	38.342	-60.984	PK
2		0.079	-43.354	18.721	-72.997	29.643	-62.076	PK
3	*	0.130	-40.790	21.357	-66.108	25.319	-62.147	PK

Note 1: " * ", means this data is the worst emission level.

Note 2: Measure Level (dBμV/m) = Reading Level (dBμV) + Factor (dB/m).

Note 3: Factor (dB/m) = Cable Loss (dB) + Antenna Factor (dB/m).

Note 4: Quasi-Peak measurement was not performed when peak measure level was lower than the quasi-peak limit.

Site: WZ-AC2	Test Date: 2024-03-10
Limit: FCC_Part15.209_RSE	Engineer: Bob Zhang
Probe: FMZB1519_0.009-30MHz	Polarity: Coplanar
EUT: ACCESS POINT	Power: AC 120V/60Hz
Test Mode: Transmit by BLE 1Mbps at 2402MHz	

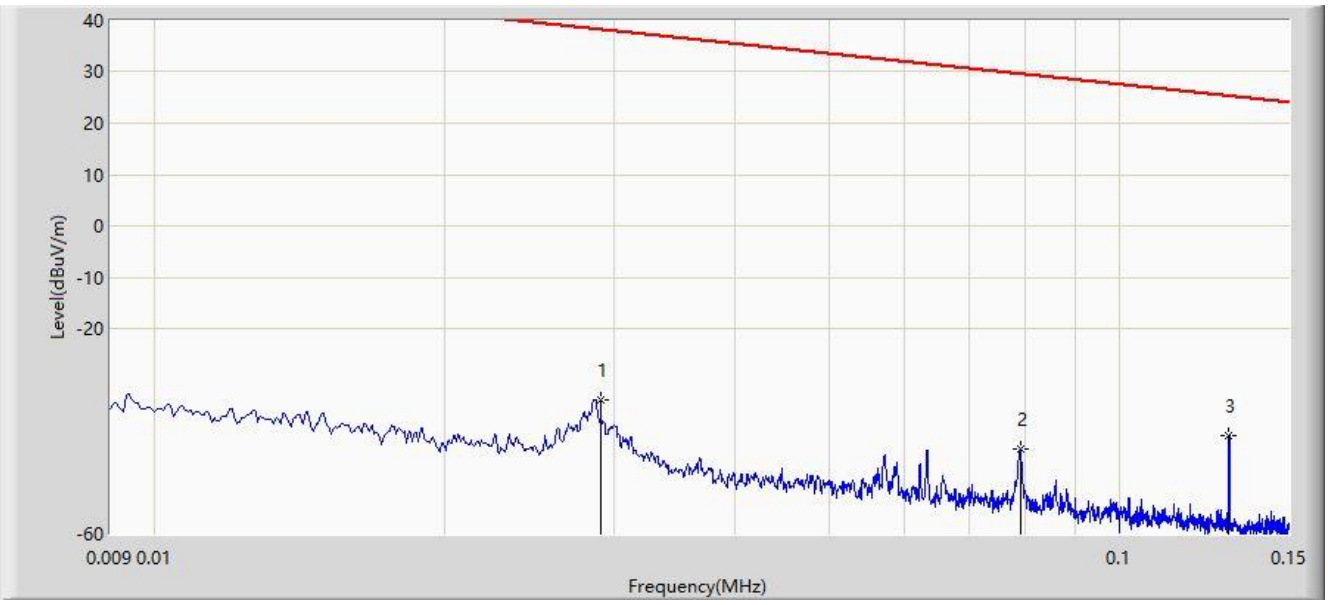

No	Mark	Frequency (MHz)	Measure Level (dBμV/m)	Reading Level (dBμV)	Margin (dB)	Limit (dBμV/m)	Factor (dB/m)	Type
1		0.029	-34.055	26.929	-72.397	38.342	-60.984	PK
2		0.079	-43.463	18.612	-73.106	29.643	-62.076	PK
3	*	0.130	-40.852	21.295	-66.170	25.319	-62.147	PK

Note 1: " * ", means this data is the worst emission level.

Note 2: Measure Level (dBμV/m) = Reading Level (dBμV) + Factor (dB/m).

Note 3: Factor (dB/m) = Cable Loss (dB) + Antenna Factor (dB/m).

Note 4: Quasi-Peak measurement was not performed when peak measure level was lower than the quasi-peak limit.

Site: WZ-AC2	Test Date: 2024-03-10
Limit: FCC_Part15.209_RSE	Engineer: Bob Zhang
Probe: FMZB1519_0.009-30MHz	Polarity: Coaxial
EUT: ACCESS POINT	Power: AC 120V/60Hz
Test Mode: Transmit by BLE 1Mbps at 2402MHz	

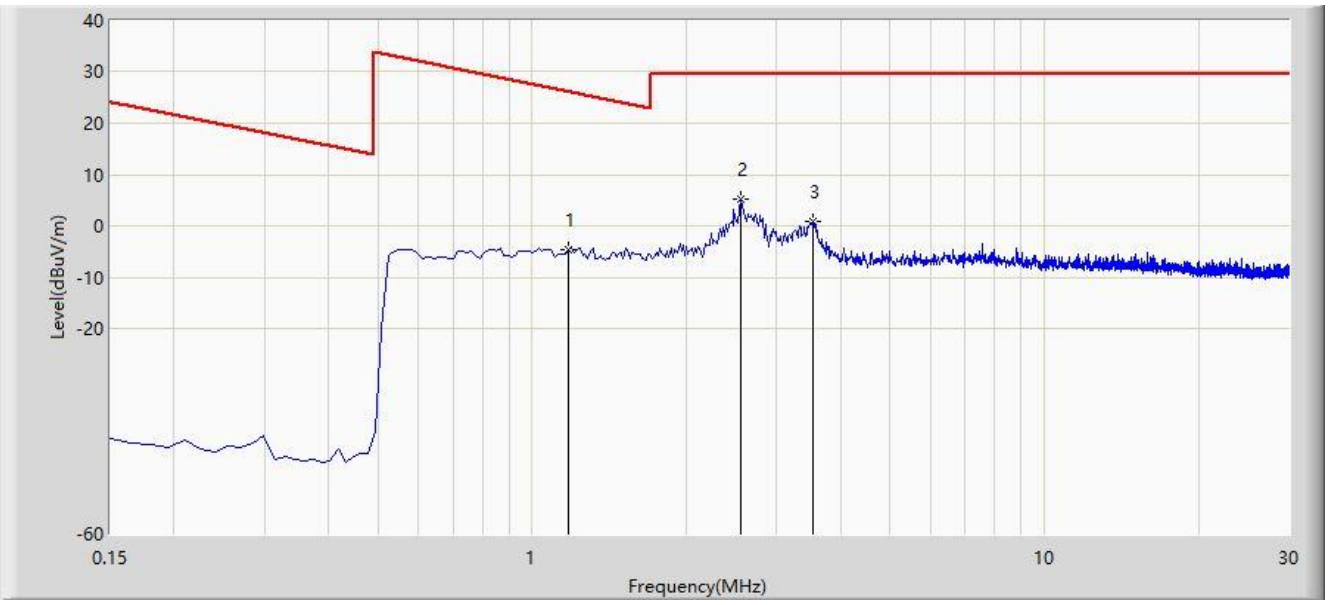

No	Mark	Frequency (MHz)	Measure Level (dBμV/m)	Reading Level (dBμV)	Margin (dB)	Limit (dBμV/m)	Factor (dB/m)	Type
1		1.180	-4.547	17.245	-30.735	26.188	-21.792	PK
2	*	2.553	5.282	27.090	-24.218	29.500	-21.808	PK
3		3.538	0.947	22.713	-28.553	29.500	-21.765	PK

Note 1: " * ", means this data is the worst emission level.

Note 2: Measure Level (dBμV/m) = Reading Level (dBμV) + Factor (dB/m).

Note 3: Factor (dB/m) = Cable Loss (dB) + Antenna Factor (dB/m).

Note 4: Quasi-Peak measurement was not performed when peak measure level was lower than the quasi-peak limit.

Site: WZ-AC2	Test Date: 2024-03-10
Limit: FCC_Part15.209_RSE	Engineer: Bob Zhang
Probe: FMZB1519_0.009-30MHz	Polarity: Coplanar
EUT: ACCESS POINT	Power: AC 120V/60Hz
Test Mode: Transmit by BLE 1Mbps at 2402MHz	

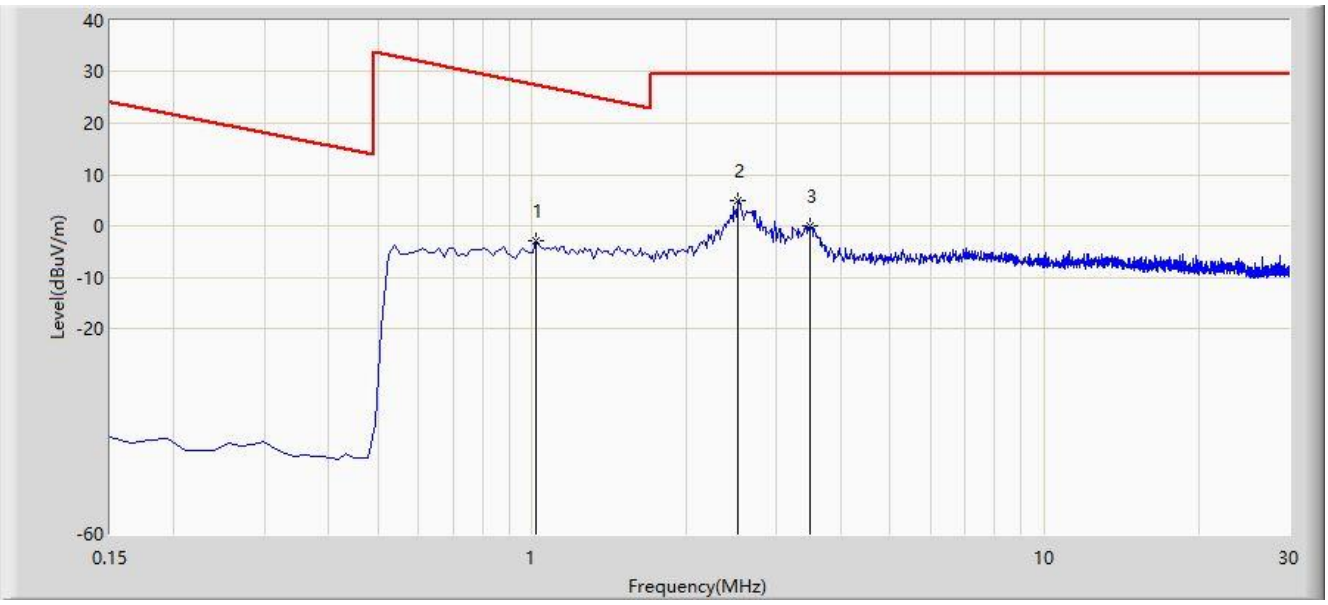

No	Mark	Frequency (MHz)	Measure Level (dBμV/m)	Reading Level (dBμV)	Margin (dB)	Limit (dBμV/m)	Factor (dB/m)	Type
1		1.016	-2.860	18.923	-30.344	27.484	-21.783	PK
2	*	2.523	4.847	26.657	-24.653	29.500	-21.810	PK
3		3.493	-0.056	21.711	-29.556	29.500	-21.767	PK

Note 1: " * ", means this data is the worst emission level.

Note 2: Measure Level (dBμV/m) = Reading Level (dBμV) + Factor (dB/m).

Note 3: Factor (dB/m) = Cable Loss (dB) + Antenna Factor (dB/m).

Note 4: Quasi-Peak measurement was not performed when peak measure level was lower than the quasi-peak limit.

The Result of Radiated Emission for 30MHz ~ 1GHz:

Site: WZ-AC2	Test Date: 2024-03-15
Limit: FCC_Part15.209_RSE(3m)	Engineer: Bob Zhang
Probe: VULB9162_30-7000MHz	Polarity: Horizontal
EUT: ACCESS POINT	Power: AC 120V/60Hz
Test Mode: Transmit by BLE 1Mbps at 2402MHz	

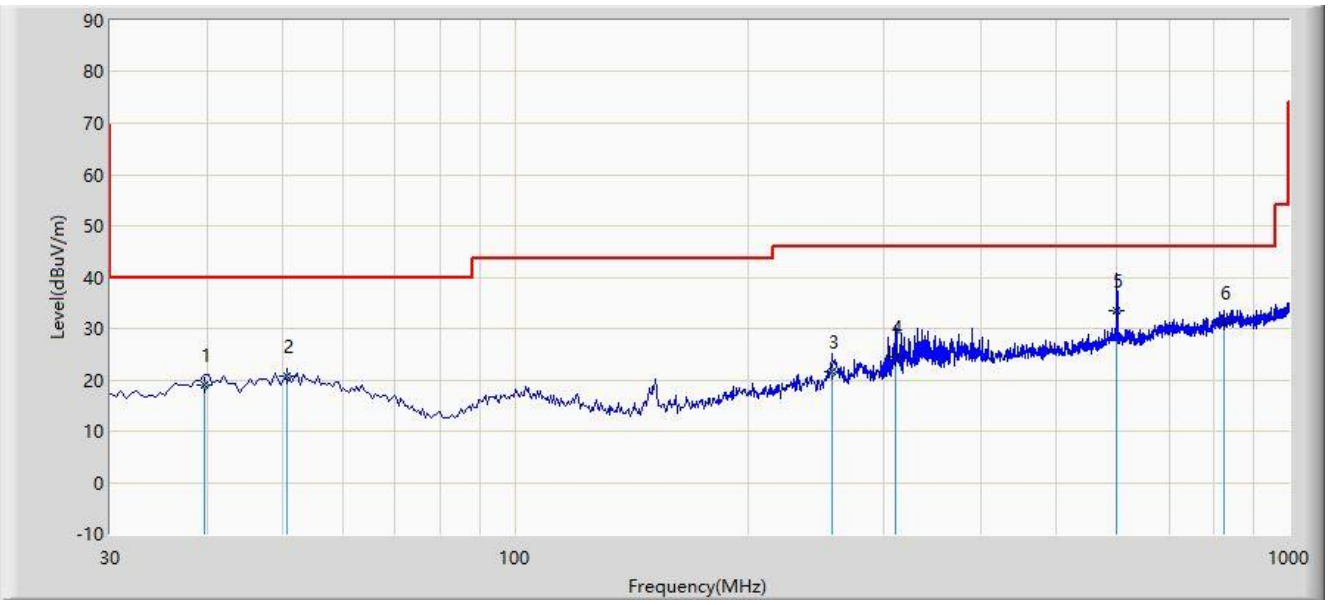

No	Mark	Frequency (MHz)	Measure Level (dBμV/m)	Reading Level (dBμV)	Margin (dB)	Limit (dBμV/m)	Factor (dB/m)	Type
1		39.700	19.096	0.100	-20.904	40.000	18.996	QP
2		50.855	20.587	0.100	-19.413	40.000	20.487	QP
3		256.980	21.549	1.200	-24.451	46.000	20.349	QP
4		309.845	24.538	3.300	-21.462	46.000	21.238	QP
5	*	599.875	33.458	5.900	-12.542	46.000	27.559	QP
6		824.430	31.183	0.300	-14.817	46.000	30.883	QP

Note 1: " * ", means this data is the worst emission level.

Note 2: Measure Level (dBμV/m) = Reading Level (dBμV) + Factor (dB/m).

Note 3: Factor (dB/m) = Cable Loss (dB) + Antenna Factor (dB/m).

Site: WZ-AC2	Test Date: 2024-03-15
Limit: FCC_Part15.209_RSE(3m)	Engineer: Bob Zhang
Probe: VULB9162_30-7000MHz	Polarity: Vertical
EUT: ACCESS POINT	Power: AC 120V/60Hz
Test Mode: Transmit by BLE 1Mbps at 2402MHz	

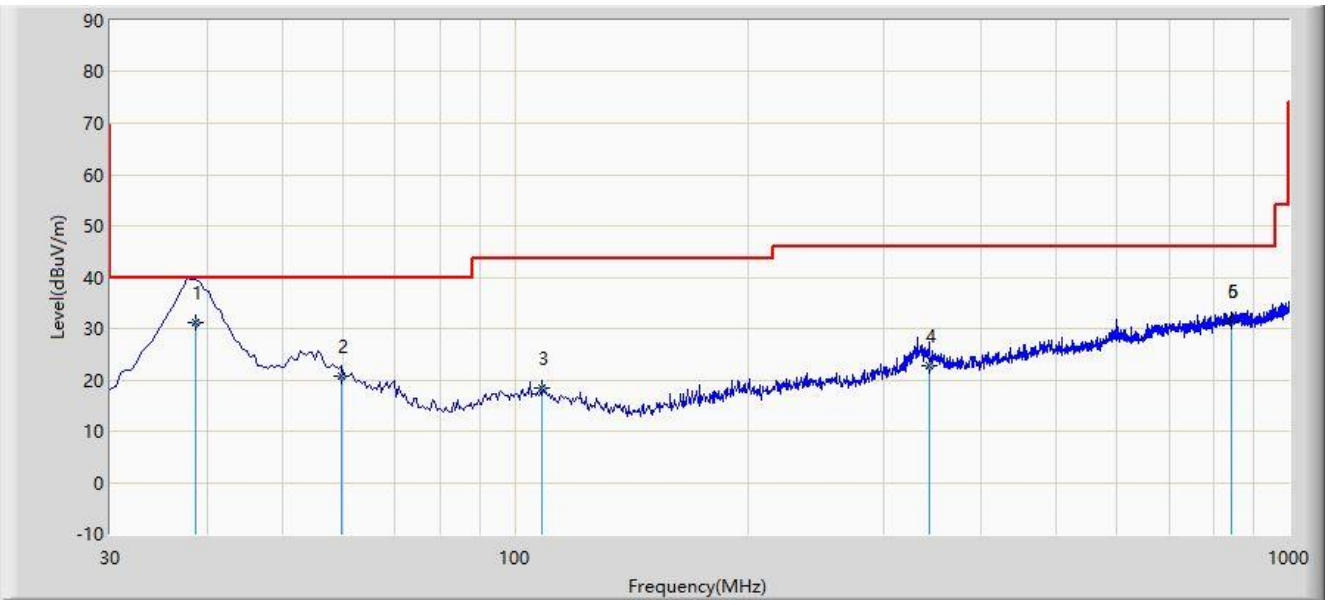

No	Mark	Frequency (MHz)	Measure Level (dBμV/m)	Reading Level (dBμV)	Margin (dB)	Limit (dBμV/m)	Factor (dB/m)	Type
1	*	38.730	31.043	12.400	-8.957	40.000	18.643	QP
2		59.585	20.588	1.200	-19.412	40.000	19.388	QP
3		108.270	18.461	0.200	-25.039	43.500	18.262	QP
4		343.795	22.802	0.200	-23.198	46.000	22.601	QP
5		843.345	31.568	0.300	-14.432	46.000	31.267	QP
6		843.350	31.368	0.100	-14.632	46.000	31.268	QP

Note 1: " * ", means this data is the worst emission level.

Note 2: Measure Level (dBμV/m) = Reading Level (dBμV) + Factor (dB/m).

Note 3: Factor (dB/m) = Cable Loss (dB) + Antenna Factor (dB/m).

The Result of Radiated Emission for above 18GHz:

Site: WZ-AC1	Test Date: 2024-04-17
Limit: FCC_Part15.209_RSE(3m)	Engineer: Frank Xue
Probe: BBHA9170_549_18-40GHz	Polarity: Horizontal
EUT: ACCESS POINT	Power: AC 120V/60Hz
Test Mode: Transmit by BLE 1Mbps at 2402MHz	

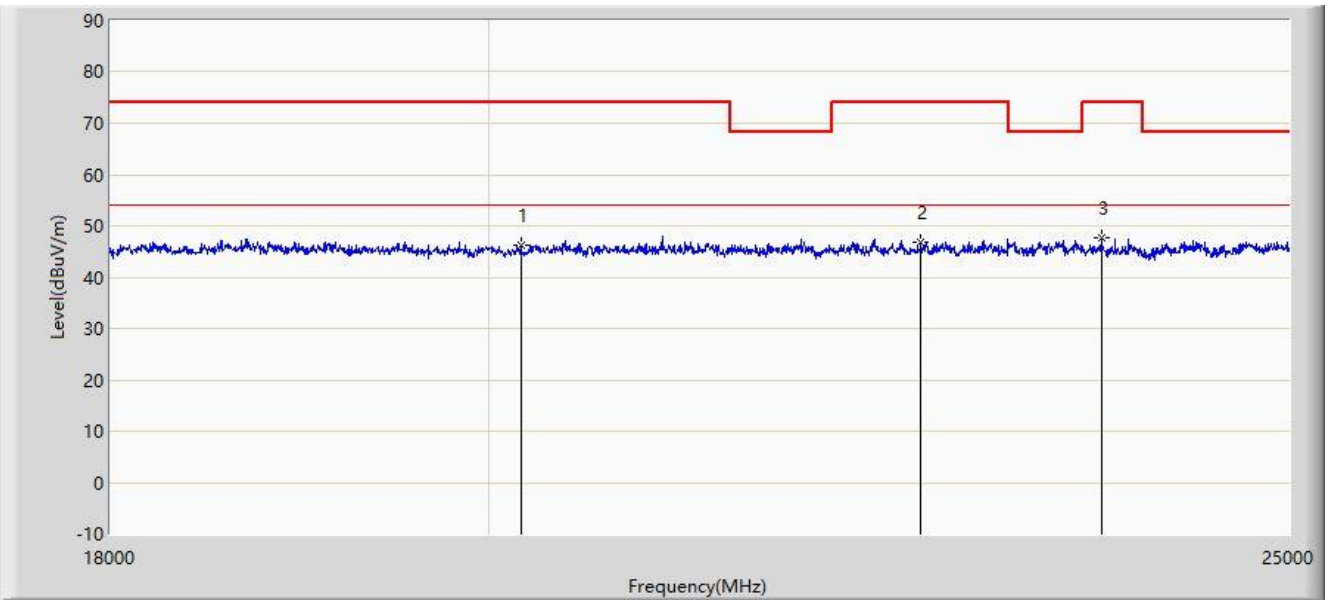

No	Mark	Frequency (MHz)	Measure Level (dBμV/m)	Reading Level (dBμV)	Margin (dB)	Limit (dBμV/m)	Factor (dB/m)	Type
1		20184.000	46.134	55.531	-27.866	74.000	-9.397	PK
2		22564.000	46.709	53.890	-27.291	74.000	-7.181	PK
3	*	23726.000	47.630	54.713	-26.370	74.000	-7.083	PK

Note 1: " * ", means this data is the worst emission level.

Note 2: Measure Level (dBμV/m) = Reading Level (dBμV) + Factor (dB/m).

Note 3: Factor (dB/m) = Cable Loss (dB) + Antenna Factor (dB/m) - Pre_Amplifier Gain (dB).

Note 4: Average measurement was not performed when peak measure level was lower than the average limit.

Site: WZ-AC1	Test Date: 2024-04-17
Limit: FCC_Part15.209_RSE(3m)	Engineer: Frank Xue
Probe: BBHA9170_549_18-40GHz	Polarity: Vertical
EUT: ACCESS POINT	Power: AC 120V/60Hz
Test Mode: Transmit by BLE 1Mbps at 2402MHz	

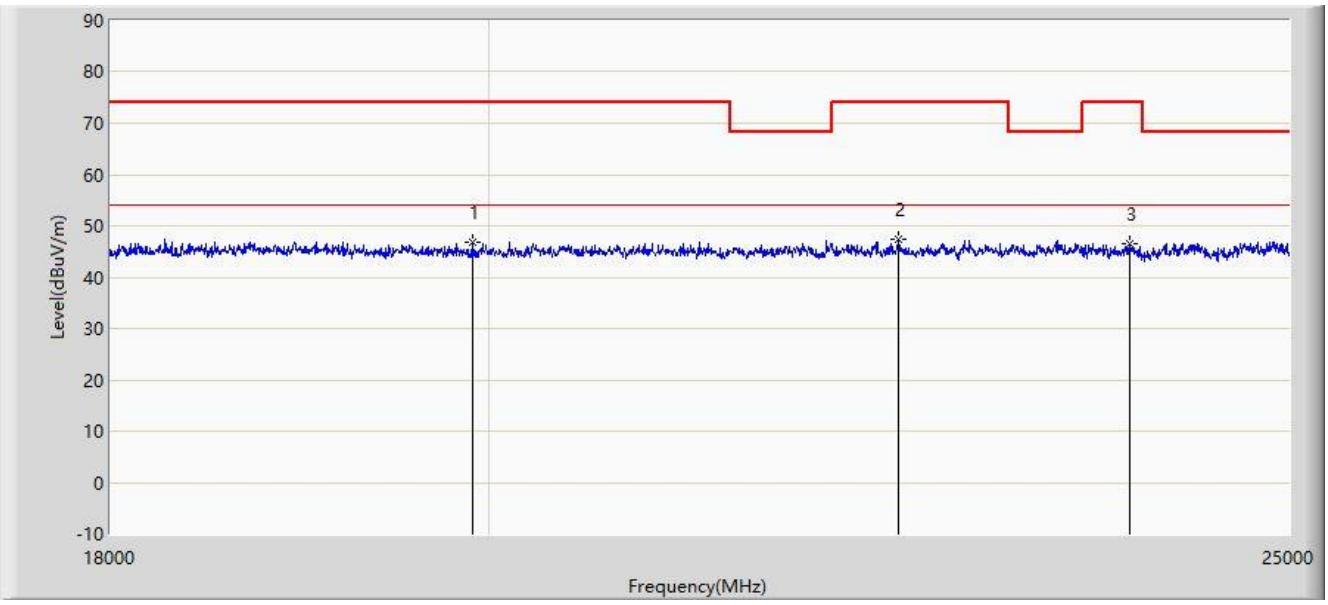

No	Mark	Frequency (MHz)	Measure Level (dBμV/m)	Reading Level (dBμV)	Margin (dB)	Limit (dBμV/m)	Factor (dB/m)	Type
1		19914.500	46.742	56.605	-27.258	74.000	-9.863	PK
2	*	22424.000	47.518	55.015	-26.482	74.000	-7.496	PK
3		23911.500	46.421	53.491	-27.579	74.000	-7.070	PK

Note 1: " * ", means this data is the worst emission level.

Note 2: Measure Level (dBμV/m) = Reading Level (dBμV) + Factor (dB/m).

Note 3: Factor (dB/m) = Cable Loss (dB) + Antenna Factor (dB/m) - Pre_Amplifier Gain (dB).

Note 4: Average measurement was not performed when peak measure level was lower than the average limit.

A.7 Radiated Restricted Band Edge Test Result

Mode 1 – Filter 1#:

Site: WZ-AC2	Test Date: 2024-02-27
Limit: FCC_2.4G_RE(3m)	Engineer: Dick Shen
Probe: BBHA9120D_1457_1-18GHz	Polarity: Horizontal
EUT: ACCESS POINT	Power: AC 120V/60Hz
Test Mode: Transmit by BLE 1Mbps at 2402MHz	

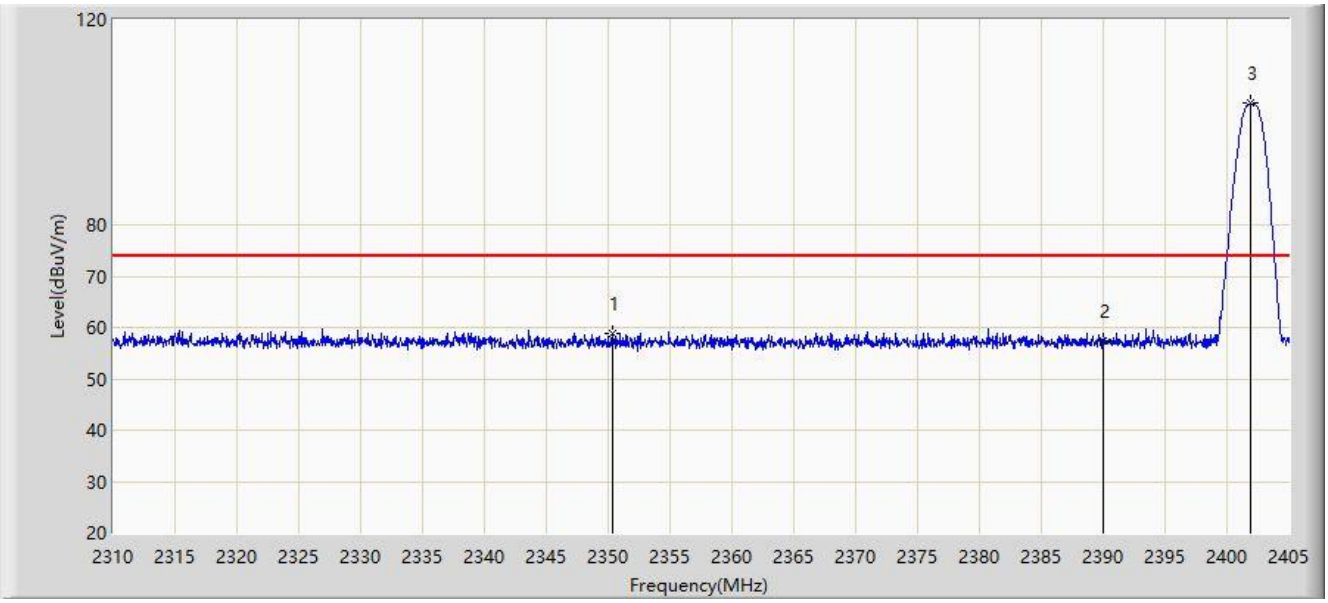

No	Mark	Frequency (MHz)	Measure Level (dBμV/m)	Reading Level (dBμV)	Margin (dB)	Limit (dBμV/m)	Factor (dB/m)	Type
1	*	2350.375	58.797	26.846	-15.203	74.000	31.951	PK
2		2390.000	57.468	25.615	-16.532	74.000	31.853	PK
3		2401.865	103.708	71.922	N/A	N/A	31.786	PK

Note 1: " * ", means this data is the worst emission level.

Note 2: Measure Level (dBμV/m) = Reading Level (dBμV) + Factor (dB/m).

Note 3: Factor (dB/m) = Cable Loss (dB) + Antenna Factor (dB/m).

Site: WZ-AC2	Test Date: 2024-02-27
Limit: FCC_2.4G_RE(3m)	Engineer: Dick Shen
Probe: BBHA9120D_1457_1-18GHz	Polarity: Horizontal
EUT: ACCESS POINT	Power: AC 120V/60Hz
Test Mode: Transmit by BLE 1Mbps at 2402MHz	

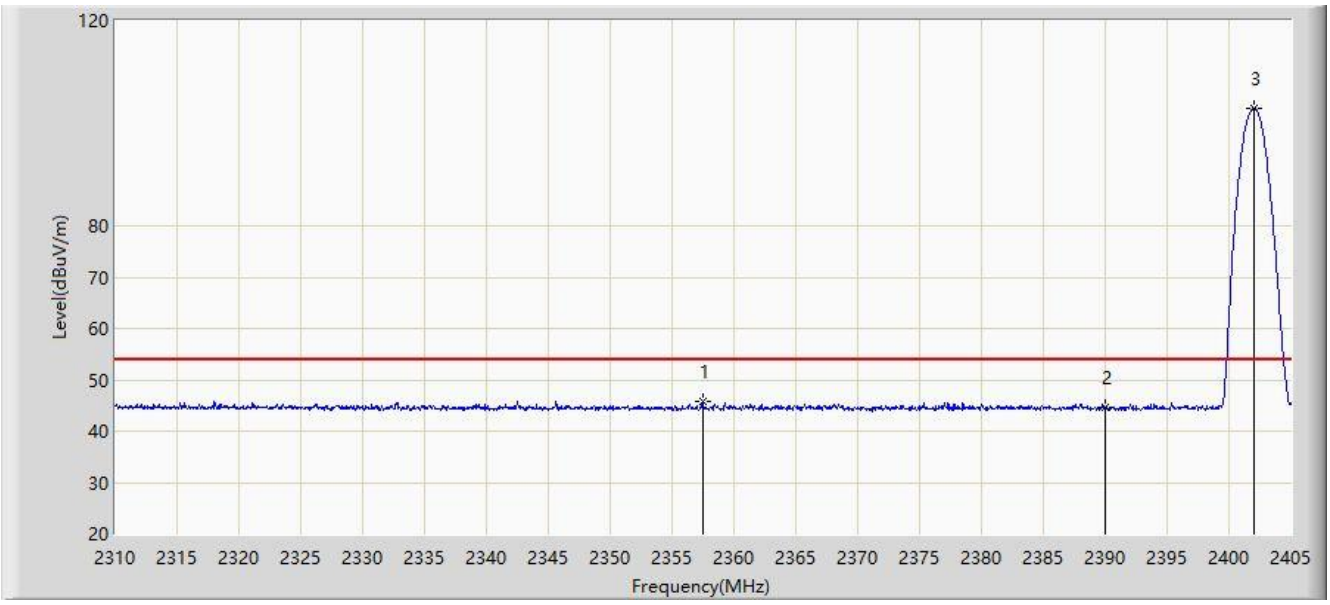

No	Mark	Frequency (MHz)	Measure Level (dBμV/m)	Reading Level (dBμV)	Margin (dB)	Limit (dBμV/m)	Factor (dB/m)	Type
1	*	2357.452	45.714	13.771	-8.286	54.000	31.944	AV
2		2390.000	44.764	12.911	-9.236	54.000	31.853	AV
3		2402.008	102.954	71.169	N/A	N/A	31.785	AV

Note 1: " * ", means this data is the worst emission level.

Note 2: Measure Level (dBμV/m) = Reading Level (dBμV) + Factor (dB/m).

Note 3: Factor (dB/m) = Cable Loss (dB) + Antenna Factor (dB/m).

Site: WZ-AC2	Test Date: 2024-02-27
Limit: FCC_2.4G_RE(3m)	Engineer: Dick Shen
Probe: BBHA9120D_1457_1-18GHz	Polarity: Vertical
EUT: ACCESS POINT	Power: AC 120V/60Hz
Test Mode: Transmit by BLE 1Mbps at 2402MHz	

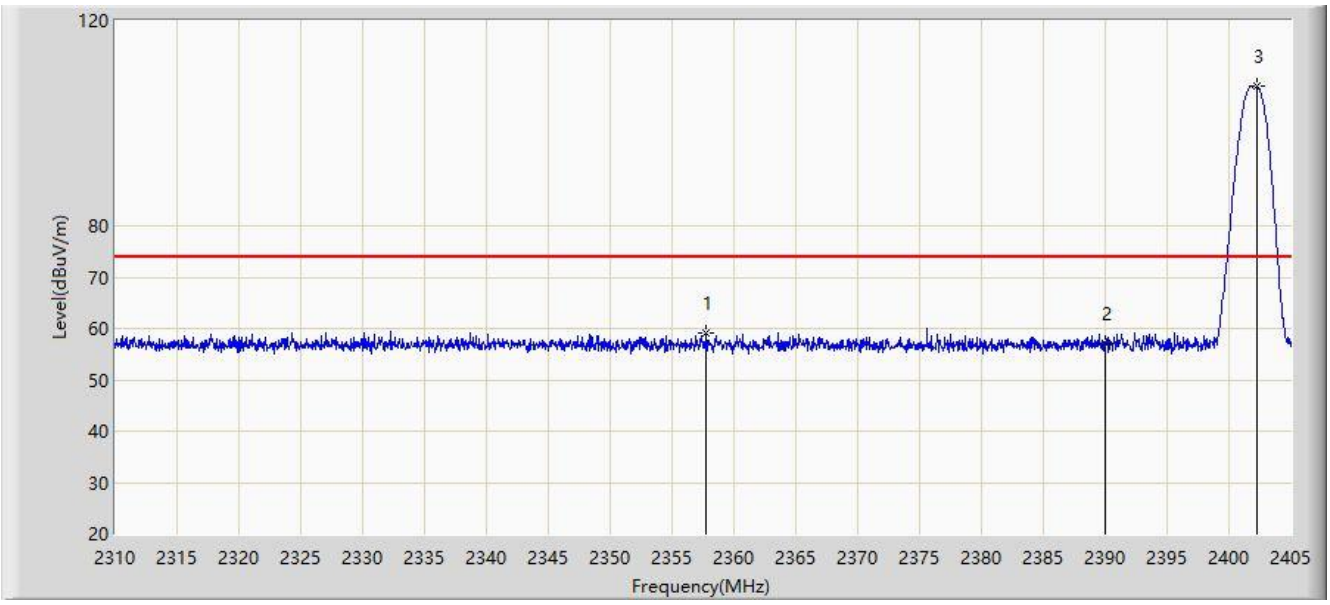

No	Mark	Frequency (MHz)	Measure Level (dBμV/m)	Reading Level (dBμV)	Margin (dB)	Limit (dBμV/m)	Factor (dB/m)	Type
1	*	2357.785	59.263	27.320	-14.737	74.000	31.943	PK
2		2390.000	57.040	25.187	-16.960	74.000	31.853	PK
3		2402.245	107.175	75.391	N/A	N/A	31.784	PK

Note 1: " * ", means this data is the worst emission level.

Note 2: Measure Level (dBμV/m) = Reading Level (dBμV) + Factor (dB/m).

Note 3: Factor (dB/m) = Cable Loss (dB) + Antenna Factor (dB/m).

Site: WZ-AC2	Test Date: 2024-02-27
Limit: FCC_2.4G_RE(3m)	Engineer: Dick Shen
Probe: BBHA9120D_1457_1-18GHz	Polarity: Vertical
EUT: ACCESS POINT	Power: AC 120V/60Hz
Test Mode: Transmit by BLE 1Mbps at 2402MHz	

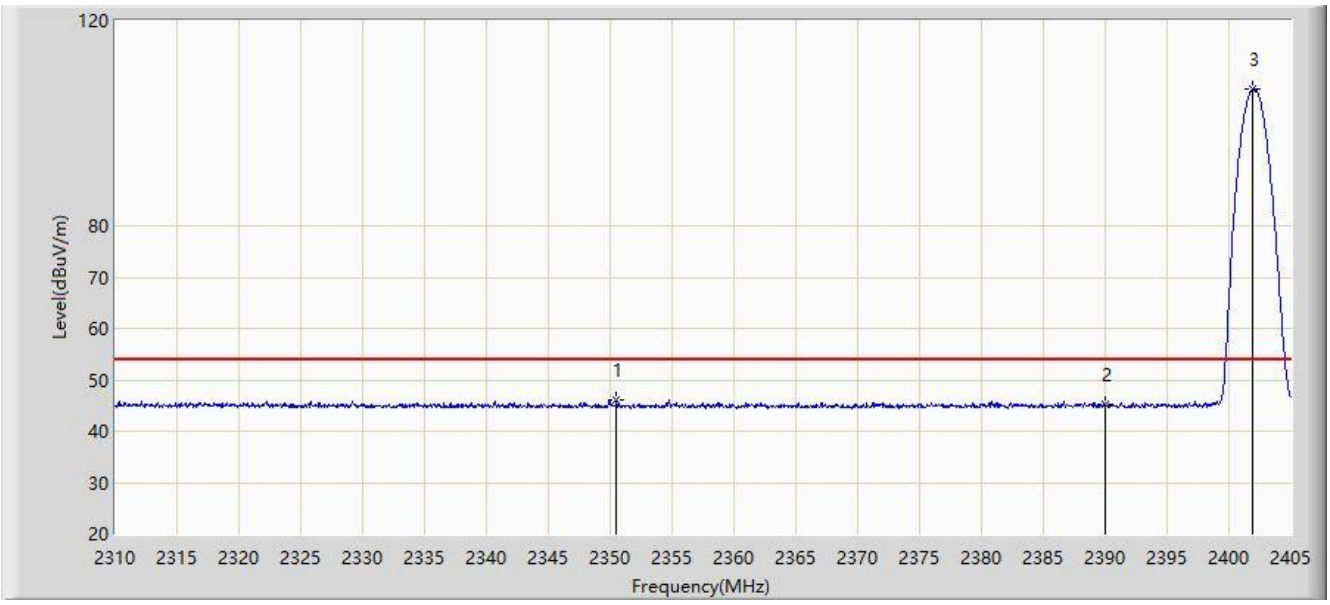

No	Mark	Frequency (MHz)	Measure Level (dBμV/m)	Reading Level (dBμV)	Margin (dB)	Limit (dBμV/m)	Factor (dB/m)	Type
1	*	2350.470	45.964	14.013	-8.036	54.000	31.951	AV
2		2390.000	45.144	13.291	-8.856	54.000	31.853	AV
3		2401.913	106.556	74.771	N/A	N/A	31.785	AV

Note 1: " * ", means this data is the worst emission level.

Note 2: Measure Level (dBμV/m) = Reading Level (dBμV) + Factor (dB/m).

Note 3: Factor (dB/m) = Cable Loss (dB) + Antenna Factor (dB/m).

Site: WZ-AC2	Test Date: 2024-02-27
Limit: FCC_2.4G_RE(3m)	Engineer: Dick Shen
Probe: BBHA9120D_1457_1-18GHz	Polarity: Horizontal
EUT: ACCESS POINT	Power: AC 120V/60Hz
Test Mode: Transmit by BLE 1Mbps at 2480MHz	

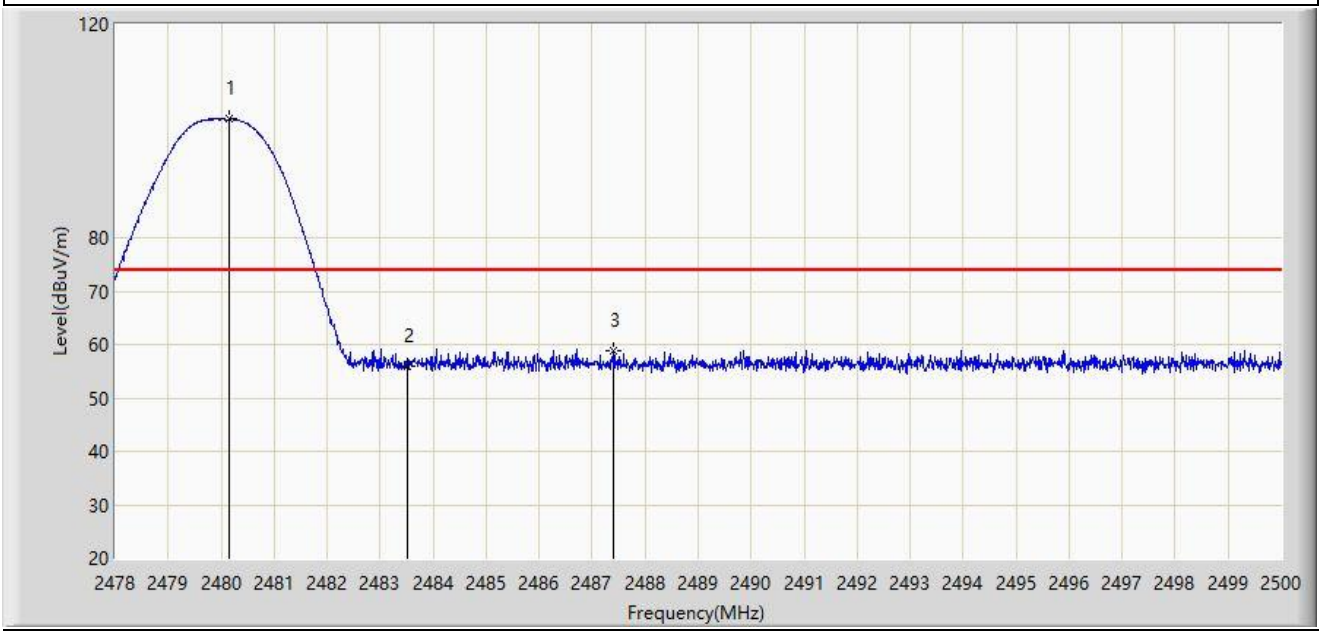

No	Mark	Frequency (MHz)	Measure Level (dBµV/m)	Reading Level (dBµV)	Margin (dB)	Limit (dBµV/m)	Factor (dB/m)	Type
1		2480.145	102.239	70.540	N/A	N/A	31.699	PK
2		2483.500	55.918	24.221	-18.082	74.000	31.696	PK
3	*	2487.405	58.812	27.117	-15.188	74.000	31.695	PK

Note 1: " * ", means this data is the worst emission level.

Note 2: Measure Level (dBµV/m) = Reading Level (dBµV) + Factor (dB/m).

Note 3: Factor (dB/m) = Cable Loss (dB) + Antenna Factor (dB/m).

Site: WZ-AC2	Test Date: 2024-02-27
Limit: FCC_2.4G_RE(3m)	Engineer: Dick Shen
Probe: BBHA9120D_1457_1-18GHz	Polarity: Horizontal
EUT: ACCESS POINT	Power: AC 120V/60Hz
Test Mode: Transmit by BLE 1Mbps at 2480MHz	

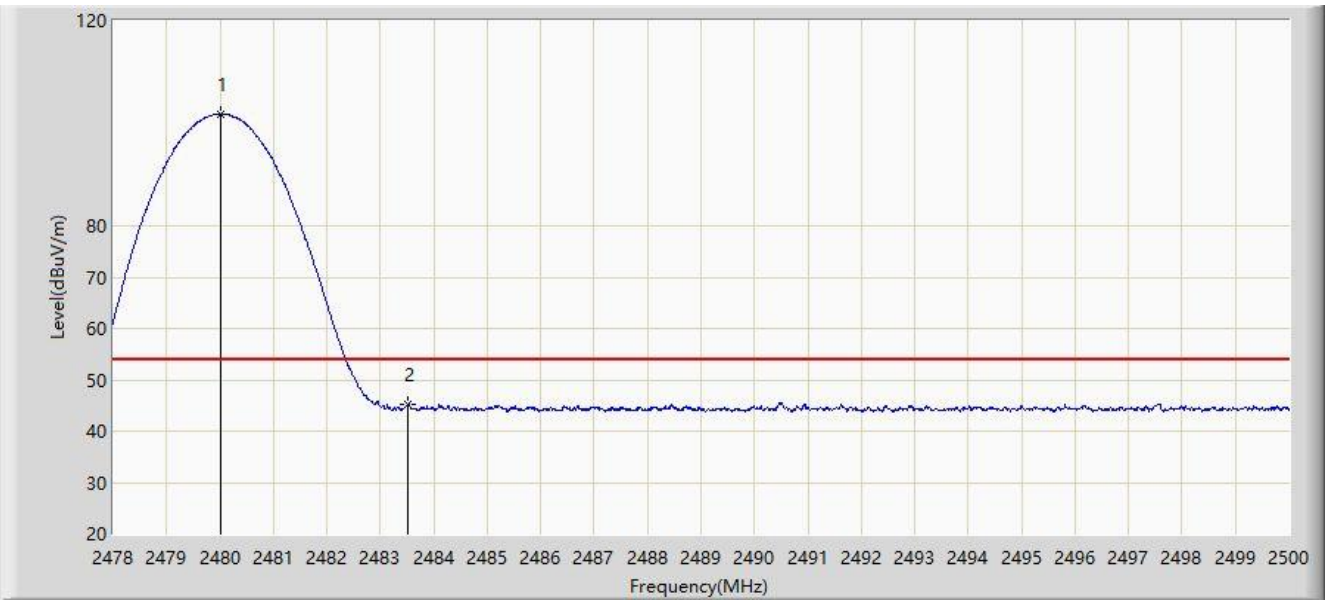

No	Mark	Frequency (MHz)	Measure Level (dBμV/m)	Reading Level (dBμV)	Margin (dB)	Limit (dBμV/m)	Factor (dB/m)	Type
1		2480.002	101.833	70.134	N/A	N/A	31.699	AV
2	*	2483.500	45.080	13.383	-8.920	54.000	31.696	AV

Note 1: " * ", means this data is the worst emission level.

Note 2: Measure Level (dBμV/m) = Reading Level (dBμV) + Factor (dB/m).

Note 3: Factor (dB/m) = Cable Loss (dB) + Antenna Factor (dB/m).

Site: WZ-AC2	Test Date: 2024-02-27
Limit: FCC_2.4G_RE(3m)	Engineer: Dick Shen
Probe: BBHA9120D_1457_1-18GHz	Polarity: Vertical
EUT: ACCESS POINT	Power: AC 120V/60Hz
Test Mode: Transmit by BLE 1Mbps at 2480MHz	

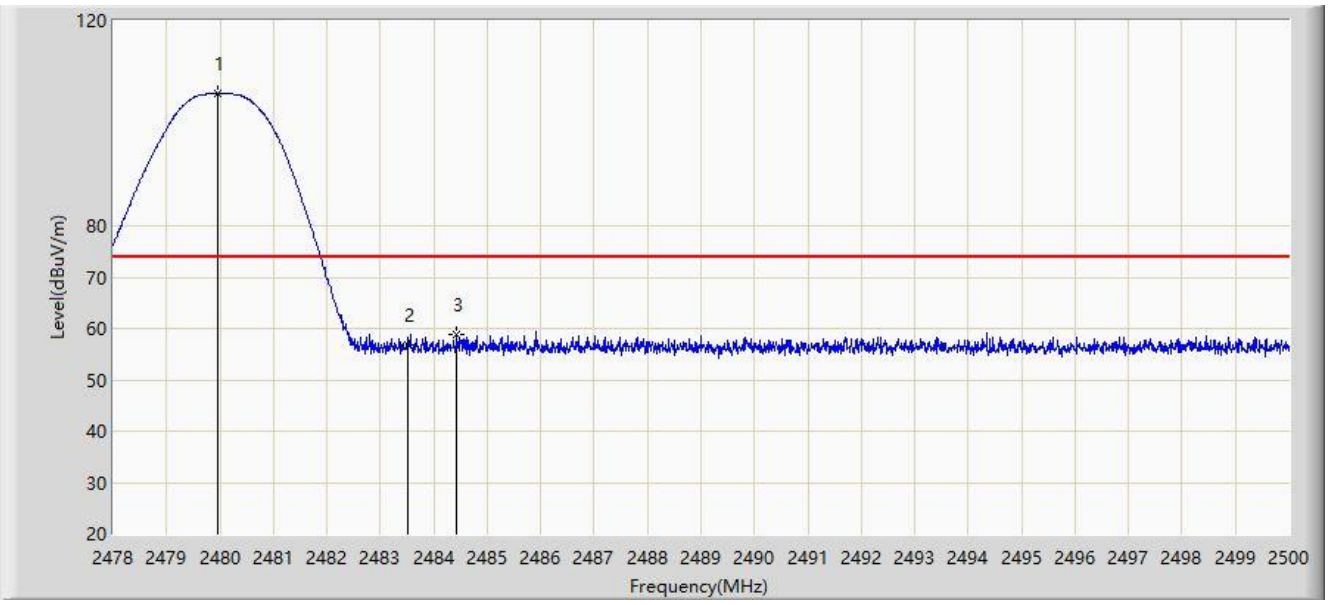

No	Mark	Frequency (MHz)	Measure Level (dBμV/m)	Reading Level (dBμV)	Margin (dB)	Limit (dBμV/m)	Factor (dB/m)	Type
1		2479.969	105.880	74.181	N/A	N/A	31.699	PK
2		2483.500	56.924	25.227	-17.076	74.000	31.696	PK
3	*	2484.435	58.972	27.276	-15.028	74.000	31.697	PK

Note 1: " * ", means this data is the worst emission level.

Note 2: Measure Level (dBμV/m) = Reading Level (dBμV) + Factor (dB/m).

Note 3: Factor (dB/m) = Cable Loss (dB) + Antenna Factor (dB/m).

Site: WZ-AC2	Test Date: 2024-02-27
Limit: FCC_2.4G_RE(3m)	Engineer: Dick Shen
Probe: BBHA9120D_1457_1-18GHz	Polarity: Vertical
EUT: ACCESS POINT	Power: AC 120V/60Hz
Test Mode: Transmit by BLE 1Mbps at 2480MHz	

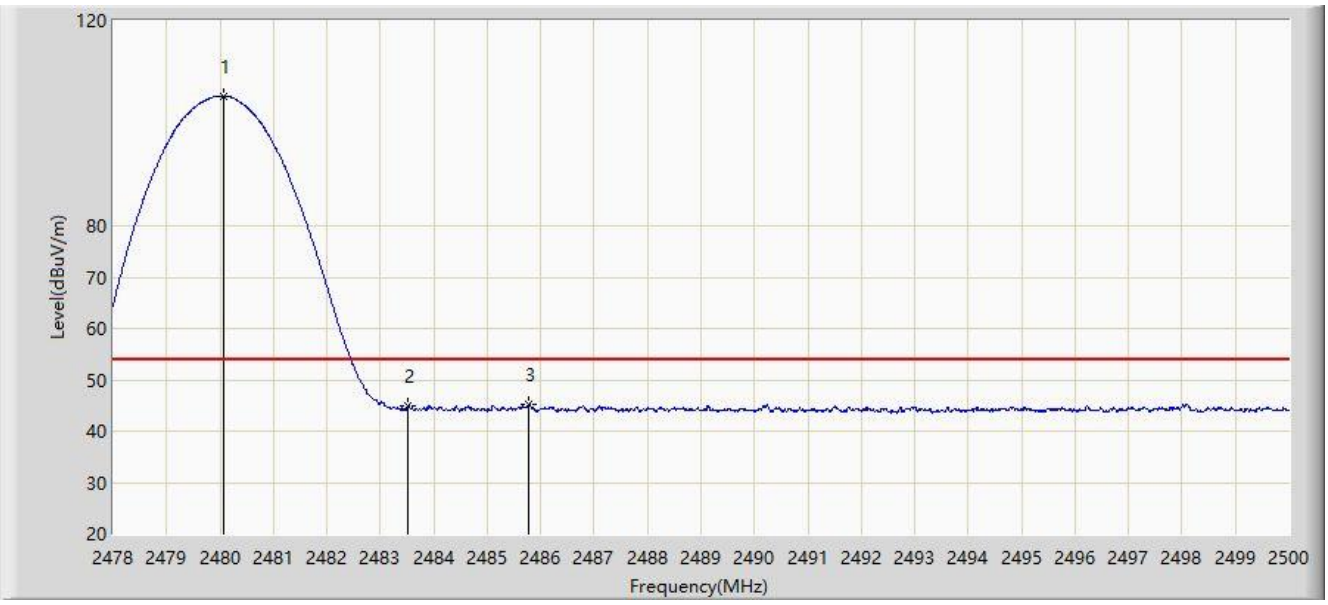

No	Mark	Frequency (MHz)	Measure Level (dBμV/m)	Reading Level (dBμV)	Margin (dB)	Limit (dBμV/m)	Factor (dB/m)	Type
1		2480.079	105.312	73.613	N/A	N/A	31.699	AV
2		2483.500	45.012	13.315	-8.988	54.000	31.696	AV
3	*	2485.788	45.088	13.392	-8.912	54.000	31.695	AV

Note 1: " * ", means this data is the worst emission level.

Note 2: Measure Level (dBμV/m) = Reading Level (dBμV) + Factor (dB/m).

Note 3: Factor (dB/m) = Cable Loss (dB) + Antenna Factor (dB/m).

Site: WZ-AC2	Test Date: 2024-02-27
Limit: FCC_2.4G_RE(3m)	Engineer: Dick Shen
Probe: BBHA9120D_1457_1-18GHz	Polarity: Horizontal
EUT: ACCESS POINT	Power: AC 120V/60Hz
Test Mode: Transmit by BLE 2Mbps at 2402MHz	

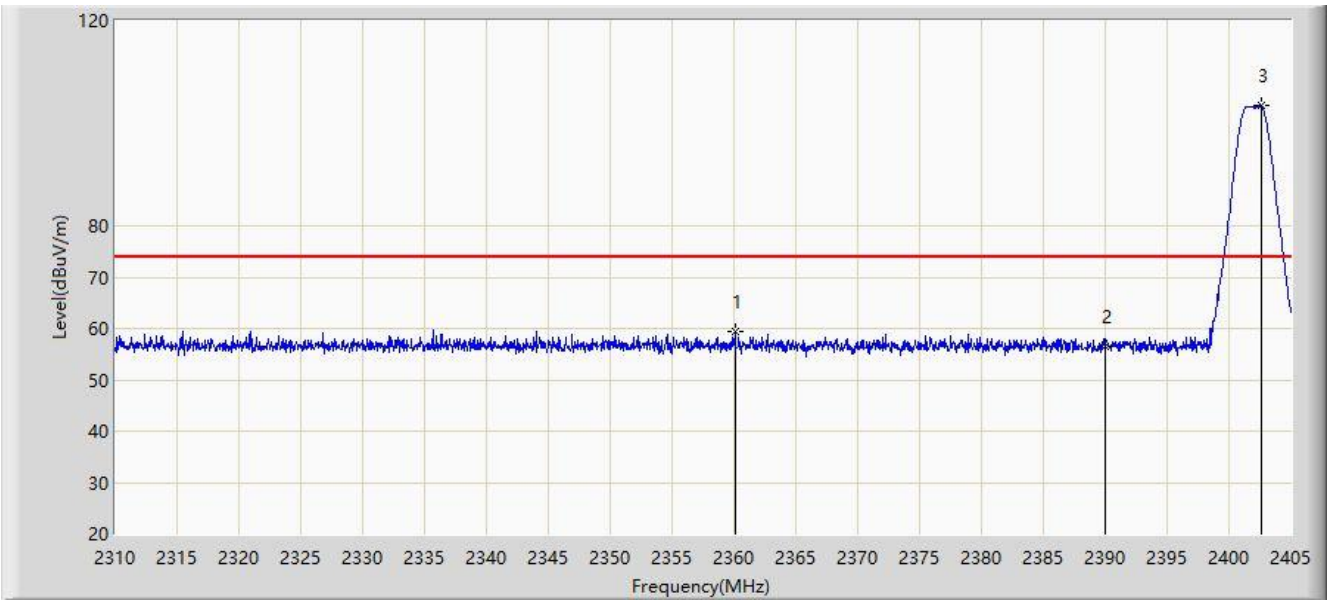

No	Mark	Frequency (MHz)	Measure Level (dBμV/m)	Reading Level (dBμV)	Margin (dB)	Limit (dBμV/m)	Factor (dB/m)	Type
1	*	2360.065	59.362	27.421	-14.638	74.000	31.941	PK
2		2390.000	56.539	24.686	-17.461	74.000	31.853	PK
3		2402.577	103.410	71.627	N/A	N/A	31.783	PK

Note 1: " * ", means this data is the worst emission level.

Note 2: Measure Level (dBμV/m) = Reading Level (dBμV) + Factor (dB/m).

Note 3: Factor (dB/m) = Cable Loss (dB) + Antenna Factor (dB/m).

Site: WZ-AC2	Test Date: 2024-02-27
Limit: FCC_2.4G_RE(3m)	Engineer: Dick Shen
Probe: BBHA9120D_1457_1-18GHz	Polarity: Horizontal
EUT: ACCESS POINT	Power: AC 120V/60Hz
Test Mode: Transmit by BLE 2Mbps at 2402MHz	

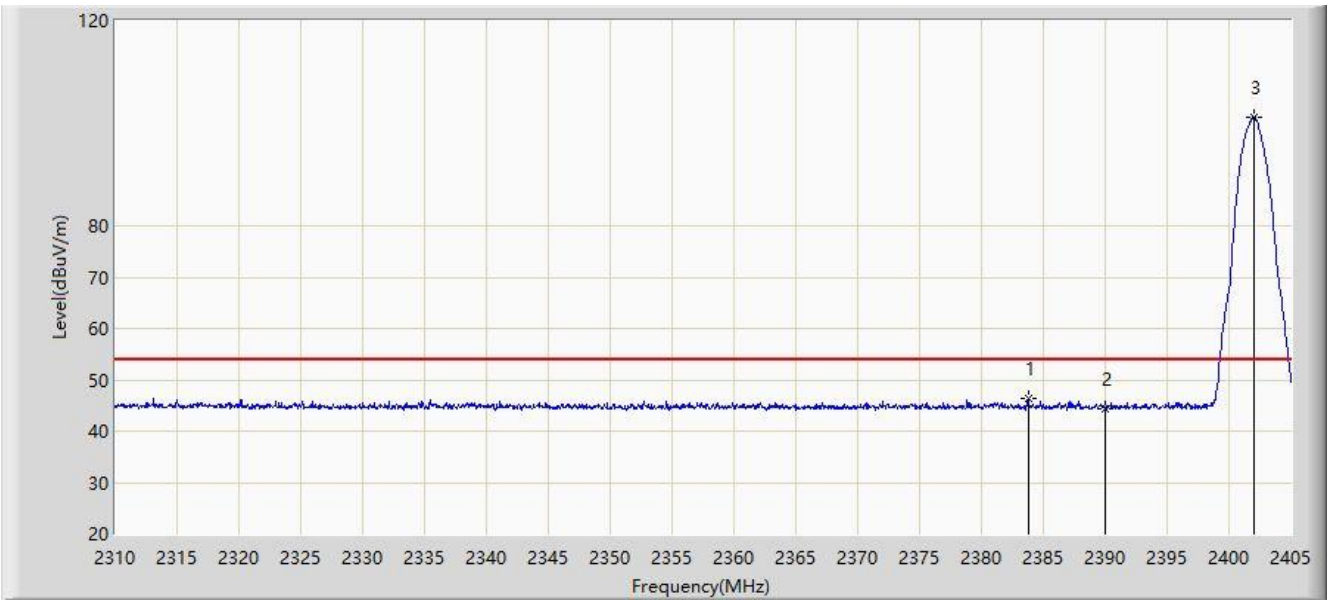

No	Mark	Frequency (MHz)	Measure Level (dBμV/m)	Reading Level (dBμV)	Margin (dB)	Limit (dBμV/m)	Factor (dB/m)	Type
1	*	2383.768	46.264	14.377	-7.736	54.000	31.887	AV
2		2390.000	44.247	12.394	-9.753	54.000	31.853	AV
3		2402.008	101.230	69.445	N/A	N/A	31.785	AV

Note 1: " * ", means this data is the worst emission level.

Note 2: Measure Level (dBμV/m) = Reading Level (dBμV) + Factor (dB/m).

Note 3: Factor (dB/m) = Cable Loss (dB) + Antenna Factor (dB/m).

Site: WZ-AC2	Test Date: 2024-02-27
Limit: FCC_2.4G_RE(3m)	Engineer: Dick Shen
Probe: BBHA9120D_1457_1-18GHz	Polarity: Vertical
EUT: ACCESS POINT	Power: AC 120V/60Hz
Test Mode: Transmit by BLE 2Mbps at 2402MHz	

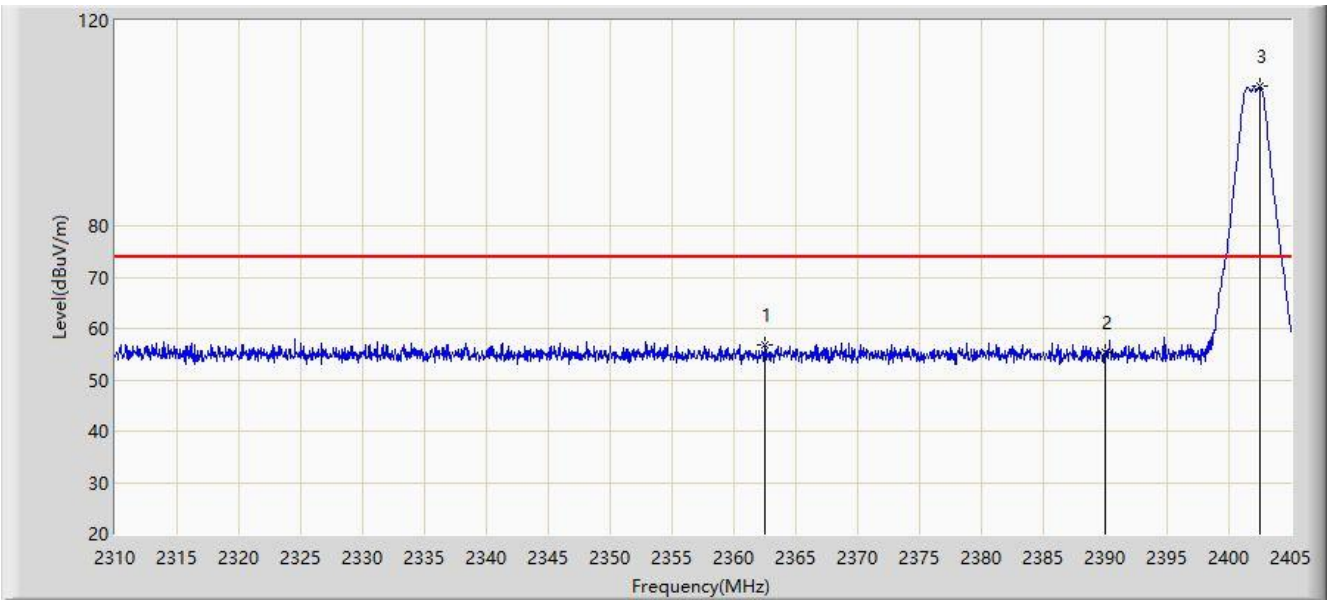

No	Mark	Frequency (MHz)	Measure Level (dBμV/m)	Reading Level (dBμV)	Margin (dB)	Limit (dBμV/m)	Factor (dB/m)	Type
1	*	2362.535	56.844	24.909	-17.156	74.000	31.935	PK
2		2390.000	55.501	23.648	-18.499	74.000	31.853	PK
3		2402.482	107.173	75.390	N/A	N/A	31.784	PK

Note 1: " * ", means this data is the worst emission level.

Note 2: Measure Level (dBμV/m) = Reading Level (dBμV) + Factor (dB/m).

Note 3: Factor (dB/m) = Cable Loss (dB) + Antenna Factor (dB/m).

Site: WZ-AC2	Test Date: 2024-02-27
Limit: FCC_2.4G_RE(3m)	Engineer: Dick Shen
Probe: BBHA9120D_1457_1-18GHz	Polarity: Vertical
EUT: ACCESS POINT	Power: AC 120V/60Hz
Test Mode: Transmit by BLE 2Mbps at 2402MHz	

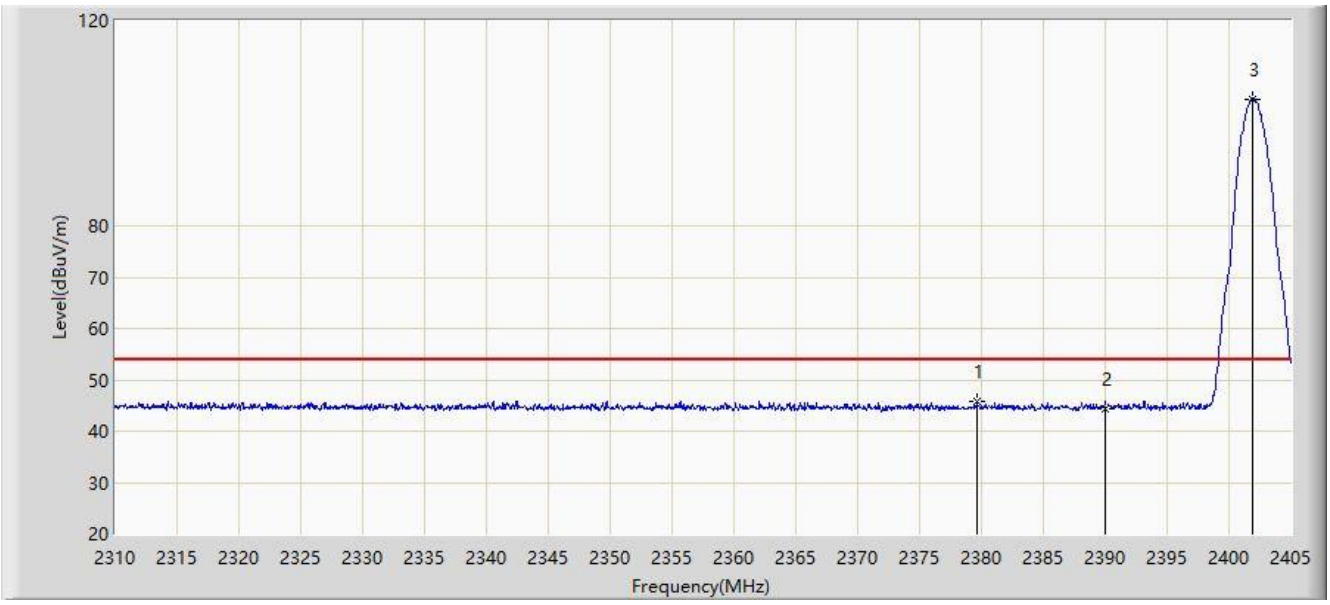

No	Mark	Frequency (MHz)	Measure Level (dBμV/m)	Reading Level (dBμV)	Margin (dB)	Limit (dBμV/m)	Factor (dB/m)	Type
1	*	2379.635	45.664	13.771	-8.336	54.000	31.893	AV
2		2390.000	44.392	12.539	-9.608	54.000	31.853	AV
3		2401.865	104.752	72.966	N/A	N/A	31.786	AV

Note 1: " * ", means this data is the worst emission level.

Note 2: Measure Level (dBμV/m) = Reading Level (dBμV) + Factor (dB/m).

Note 3: Factor (dB/m) = Cable Loss (dB) + Antenna Factor (dB/m).

Site: WZ-AC2	Test Date: 2024-02-27
Limit: FCC_2.4G_RE(3m)	Engineer: Dick Shen
Probe: BBHA9120D_1457_1-18GHz	Polarity: Horizontal
EUT: ACCESS POINT	Power: AC 120V/60Hz
Test Mode: Transmit by BLE 2Mbps at 2480MHz	

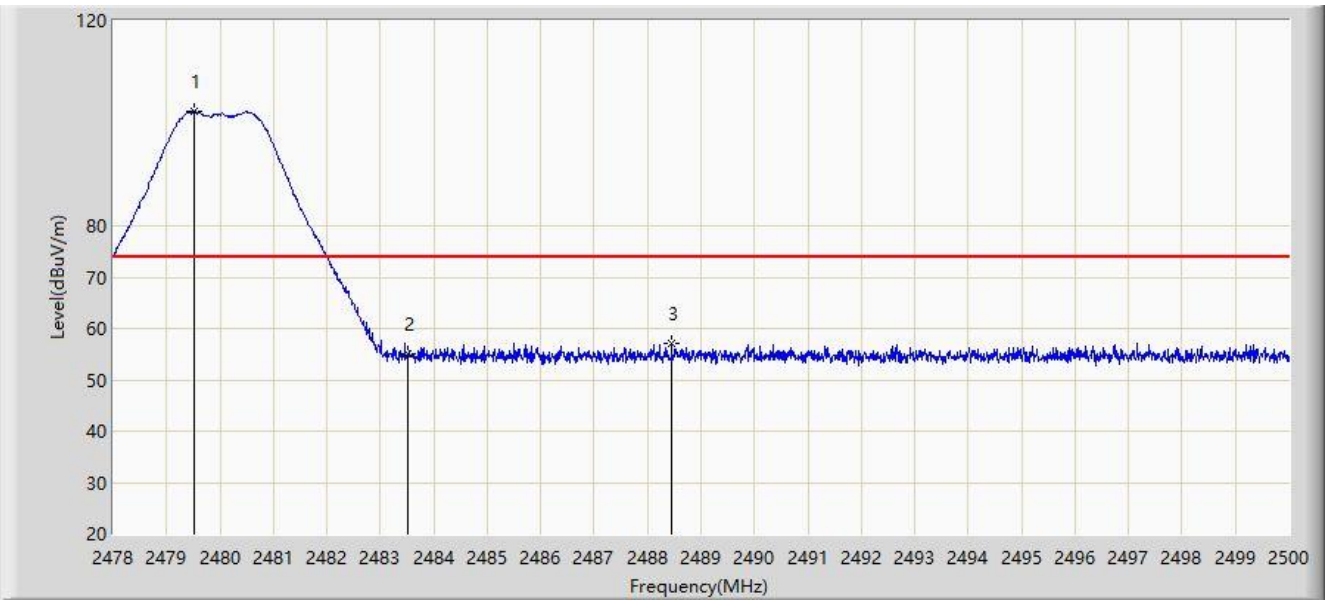

No	Mark	Frequency (MHz)	Measure Level (dBμV/m)	Reading Level (dBμV)	Margin (dB)	Limit (dBμV/m)	Factor (dB/m)	Type
1		2479.529	102.254	70.555	N/A	N/A	31.699	PK
2		2483.500	55.169	23.472	-18.831	74.000	31.696	PK
3	*	2488.450	57.043	25.349	-16.957	74.000	31.695	PK

Note 1: " * ", means this data is the worst emission level.

Note 2: Measure Level (dBμV/m) = Reading Level (dBμV) + Factor (dB/m).

Note 3: Factor (dB/m) = Cable Loss (dB) + Antenna Factor (dB/m).

Site: WZ-AC2	Test Date: 2024-02-27
Limit: FCC_2.4G_RE(3m)	Engineer: Dick Shen
Probe: BBHA9120D_1457_1-18GHz	Polarity: Horizontal
EUT: ACCESS POINT	Power: AC 120V/60Hz
Test Mode: Transmit by BLE 2Mbps at 2480MHz	

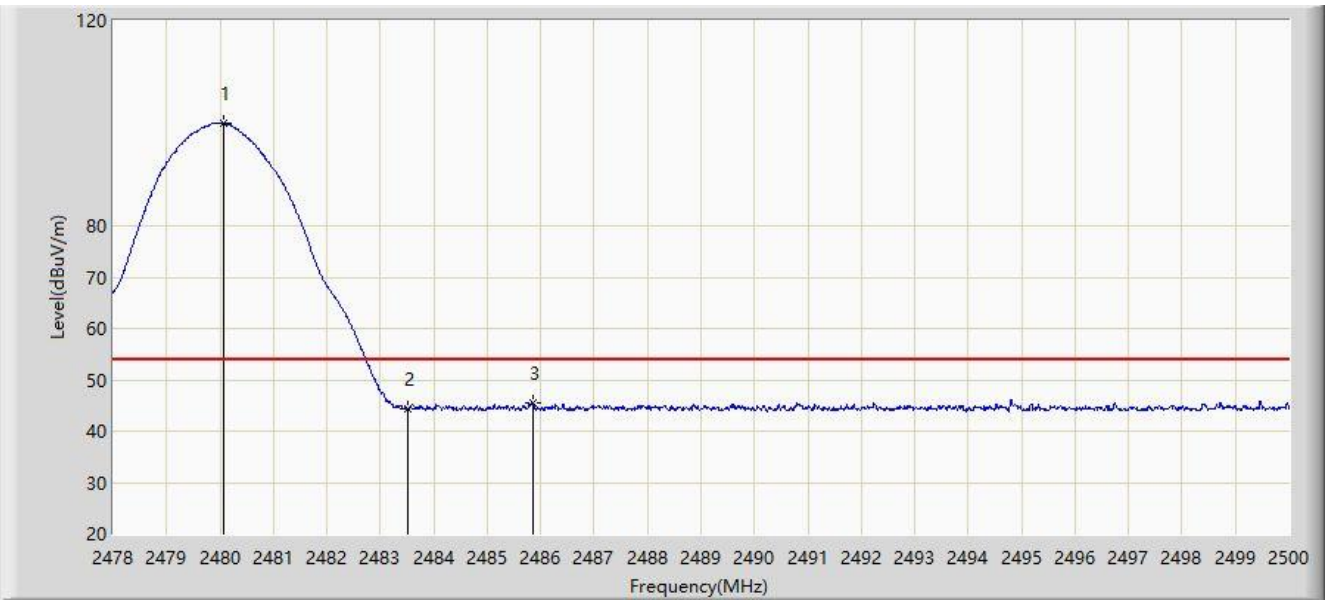

No	Mark	Frequency (MHz)	Measure Level (dBμV/m)	Reading Level (dBμV)	Margin (dB)	Limit (dBμV/m)	Factor (dB/m)	Type
1		2480.079	100.024	68.325	N/A	N/A	31.699	AV
2		2483.500	44.229	12.532	-9.771	54.000	31.696	AV
3	*	2485.854	45.375	13.679	-8.625	54.000	31.695	AV

Note 1: " * ", means this data is the worst emission level.

Note 2: Measure Level (dBμV/m) = Reading Level (dBμV) + Factor (dB/m).

Note 3: Factor (dB/m) = Cable Loss (dB) + Antenna Factor (dB/m).

Site: WZ-AC2	Test Date: 2024-02-27
Limit: FCC_2.4G_RE(3m)	Engineer: Dick Shen
Probe: BBHA9120D_1457_1-18GHz	Polarity: Vertical
EUT: ACCESS POINT	Power: AC 120V/60Hz
Test Mode: Transmit by BLE 2Mbps at 2480MHz	

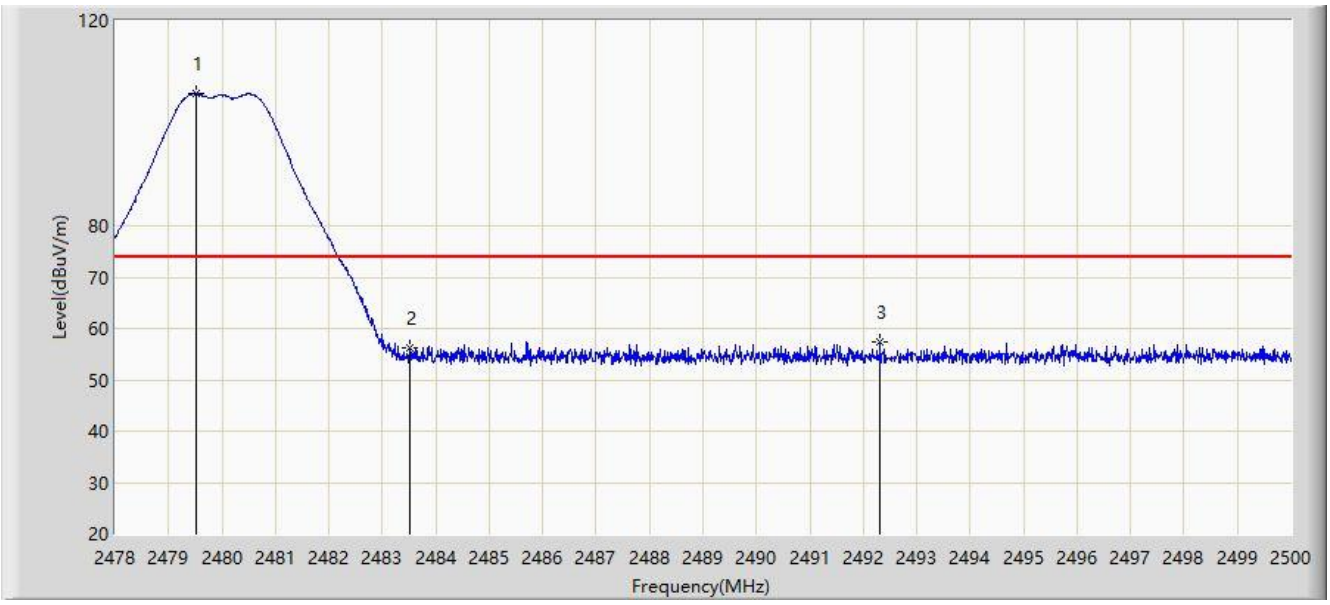

No	Mark	Frequency (MHz)	Measure Level (dBμV/m)	Reading Level (dBμV)	Margin (dB)	Limit (dBμV/m)	Factor (dB/m)	Type
1		2479.529	105.737	74.038	N/A	N/A	31.699	PK
2		2483.500	56.126	24.429	-17.874	74.000	31.696	PK
3	*	2492.311	57.404	25.712	-16.596	74.000	31.693	PK

Note 1: " * ", means this data is the worst emission level.

Note 2: Measure Level (dBμV/m) = Reading Level (dBμV) + Factor (dB/m).

Note 3: Factor (dB/m) = Cable Loss (dB) + Antenna Factor (dB/m).

Site: WZ-AC2	Test Date: 2024-02-27
Limit: FCC_2.4G_RE(3m)	Engineer: Dick Shen
Probe: BBHA9120D_1457_1-18GHz	Polarity: Vertical
EUT: ACCESS POINT	Power: AC 120V/60Hz
Test Mode: Transmit by BLE 2Mbps at 2480MHz	

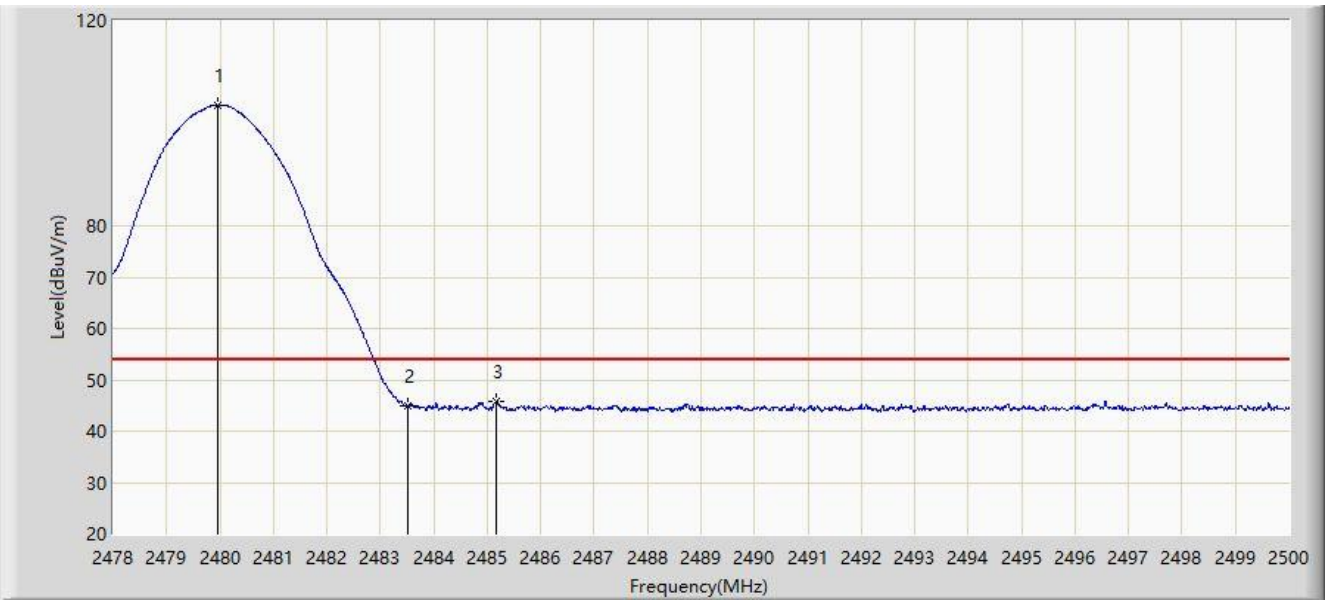

No	Mark	Frequency (MHz)	Measure Level (dBμV/m)	Reading Level (dBμV)	Margin (dB)	Limit (dBμV/m)	Factor (dB/m)	Type
1		2479.969	103.546	71.847	N/A	N/A	31.699	AV
2		2483.500	44.993	13.296	-9.007	54.000	31.696	AV
3	*	2485.172	45.833	14.137	-8.167	54.000	31.696	AV

Note 1: " * ", means this data is the worst emission level.

Note 2: Measure Level (dBμV/m) = Reading Level (dBμV) + Factor (dB/m).

Note 3: Factor (dB/m) = Cable Loss (dB) + Antenna Factor (dB/m).

Mode 1 – Filter 2#:

Site: WZ-AC2	Test Date: 2024-02-27
Limit: FCC_2.4G_RE(3m)	Engineer: Dick Shen
Probe: BBHA9120D_1457_1-18GHz	Polarity: Horizontal
EUT: ACCESS POINT	Power: AC 120V/60Hz
Test Mode: Transmit by BLE 1Mbps at 2402MHz	

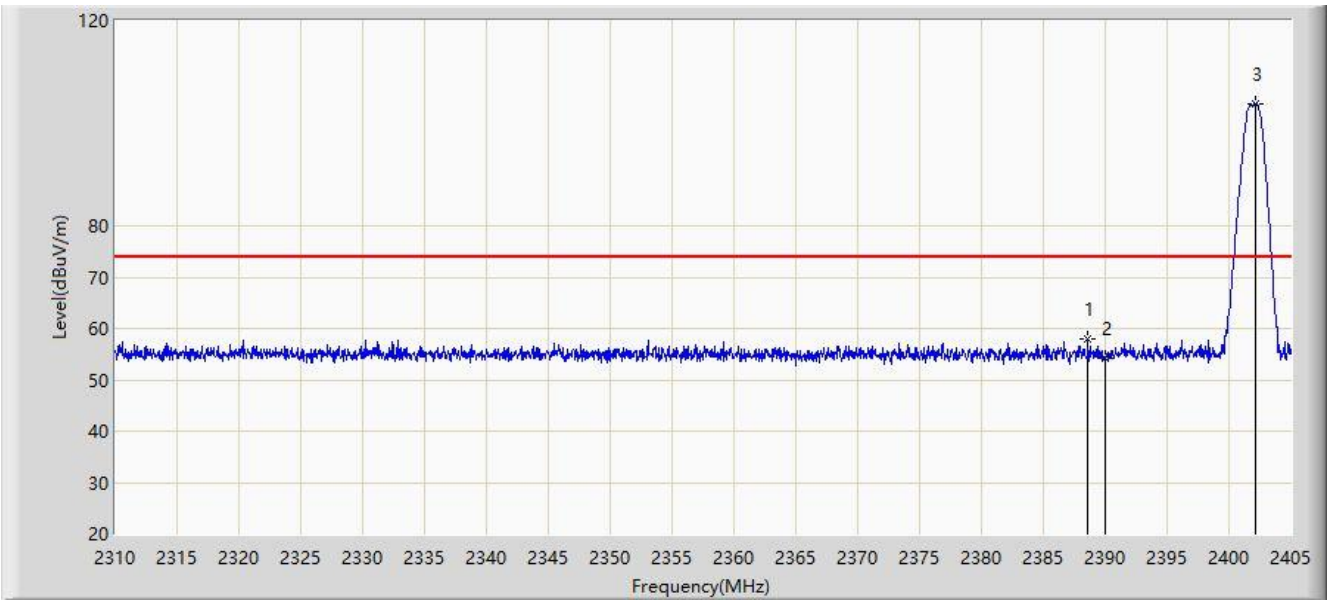

No	Mark	Frequency (MHz)	Measure Level (dBμV/m)	Reading Level (dBμV)	Margin (dB)	Limit (dBμV/m)	Factor (dB/m)	Type
1	*	2388.613	57.951	26.090	-16.049	74.000	31.860	PK
2		2390.000	54.310	22.457	-19.690	74.000	31.853	PK
3		2402.103	103.753	71.969	N/A	N/A	31.785	PK

Note 1: " * ", means this data is the worst emission level.

Note 2: Measure Level (dBμV/m) = Reading Level (dBμV) + Factor (dB/m).

Note 3: Factor (dB/m) = Cable Loss (dB) + Antenna Factor (dB/m).

Site: WZ-AC2	Test Date: 2024-02-27
Limit: FCC_2.4G_RE(3m)	Engineer: Dick Shen
Probe: BBHA9120D_1457_1-18GHz	Polarity: Horizontal
EUT: ACCESS POINT	Power: AC 120V/60Hz
Test Mode: Transmit by BLE 1Mbps at 2402MHz	

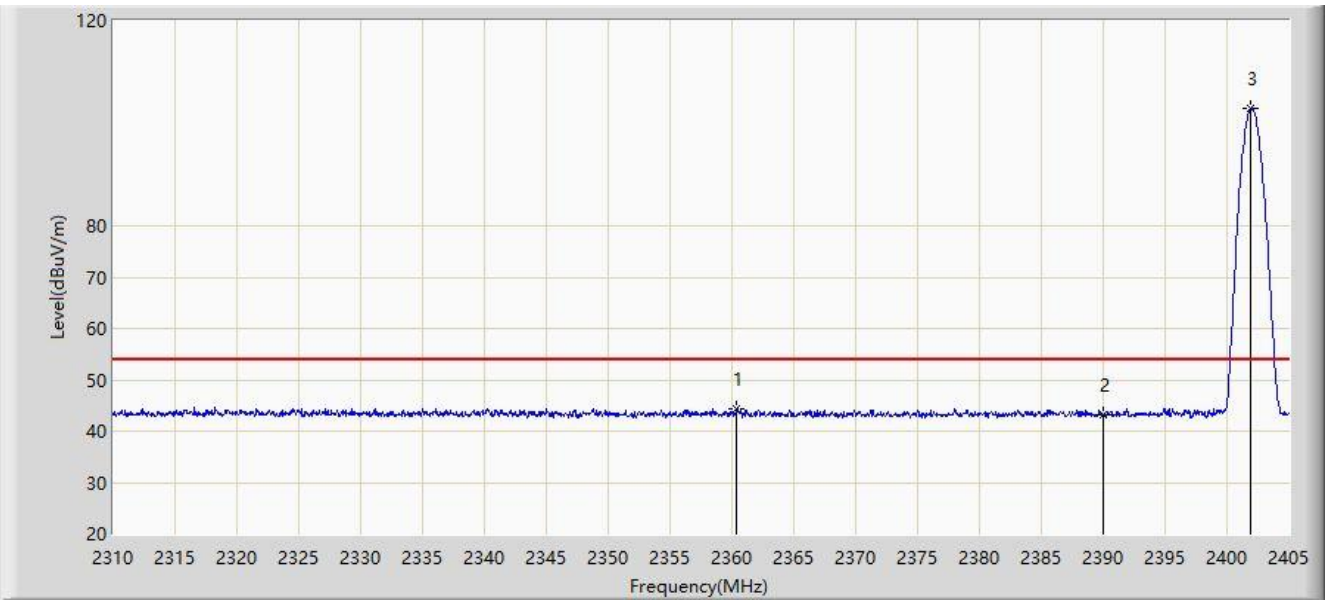

No	Mark	Frequency (MHz)	Measure Level (dBμV/m)	Reading Level (dBμV)	Margin (dB)	Limit (dBμV/m)	Factor (dB/m)	Type
1	*	2360.397	44.382	12.442	-9.618	54.000	31.940	AV
2		2390.000	43.255	11.402	-10.745	54.000	31.853	AV
3		2401.960	102.768	70.983	N/A	N/A	31.785	AV

Note 1: " * ", means this data is the worst emission level.

Note 2: Measure Level (dBμV/m) = Reading Level (dBμV) + Factor (dB/m).

Note 3: Factor (dB/m) = Cable Loss (dB) + Antenna Factor (dB/m).

Site: WZ-AC2	Test Date: 2024-02-27
Limit: FCC_2.4G_RE(3m)	Engineer: Dick Shen
Probe: BBHA9120D_1457_1-18GHz	Polarity: Vertical
EUT: ACCESS POINT	Power: AC 120V/60Hz
Test Mode: Transmit by BLE 1Mbps at 2402MHz	

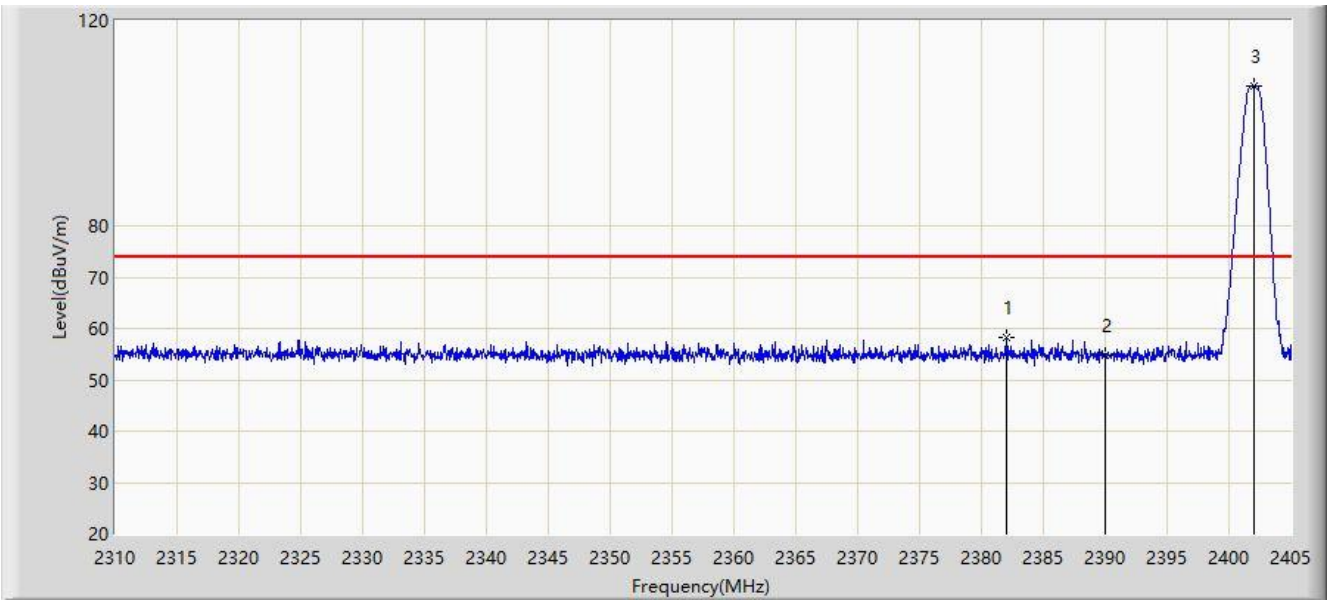

No	Mark	Frequency (MHz)	Measure Level (dBμV/m)	Reading Level (dBμV)	Margin (dB)	Limit (dBμV/m)	Factor (dB/m)	Type
1	*	2382.058	58.358	26.468	-15.642	74.000	31.890	PK
2		2390.000	54.692	22.839	-19.308	74.000	31.853	PK
3		2402.008	107.229	75.444	N/A	N/A	31.785	PK

Note 1: " * ", means this data is the worst emission level.

Note 2: Measure Level (dBμV/m) = Reading Level (dBμV) + Factor (dB/m).

Note 3: Factor (dB/m) = Cable Loss (dB) + Antenna Factor (dB/m).

Site: WZ-AC2	Test Date: 2024-02-27
Limit: FCC_2.4G_RE(3m)	Engineer: Dick Shen
Probe: BBHA9120D_1457_1-18GHz	Polarity: Vertical
EUT: ACCESS POINT	Power: AC 120V/60Hz
Test Mode: Transmit by BLE 1Mbps at 2402MHz	

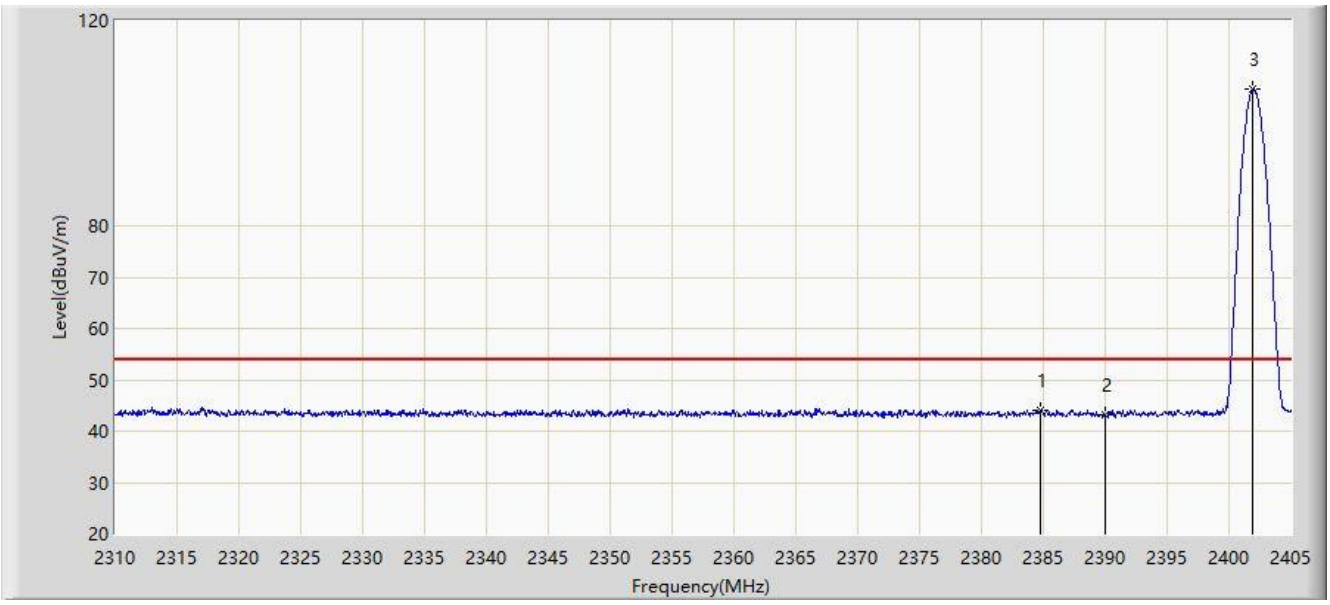

No	Mark	Frequency (MHz)	Measure Level (dBμV/m)	Reading Level (dBμV)	Margin (dB)	Limit (dBμV/m)	Factor (dB/m)	Type
1	*	2384.812	44.161	12.279	-9.839	54.000	31.882	AV
2		2390.000	43.204	11.351	-10.796	54.000	31.853	AV
3		2401.960	106.591	74.806	N/A	N/A	31.785	AV

Note 1: " * ", means this data is the worst emission level.

Note 2: Measure Level (dBμV/m) = Reading Level (dBμV) + Factor (dB/m).

Note 3: Factor (dB/m) = Cable Loss (dB) + Antenna Factor (dB/m).

Site: WZ-AC2	Test Date: 2024-02-27
Limit: FCC_2.4G_RE(3m)	Engineer: Dick Shen
Probe: BBHA9120D_1457_1-18GHz	Polarity: Horizontal
EUT: ACCESS POINT	Power: AC 120V/60Hz
Test Mode: Transmit by BLE 2Mbps at 2402MHz	

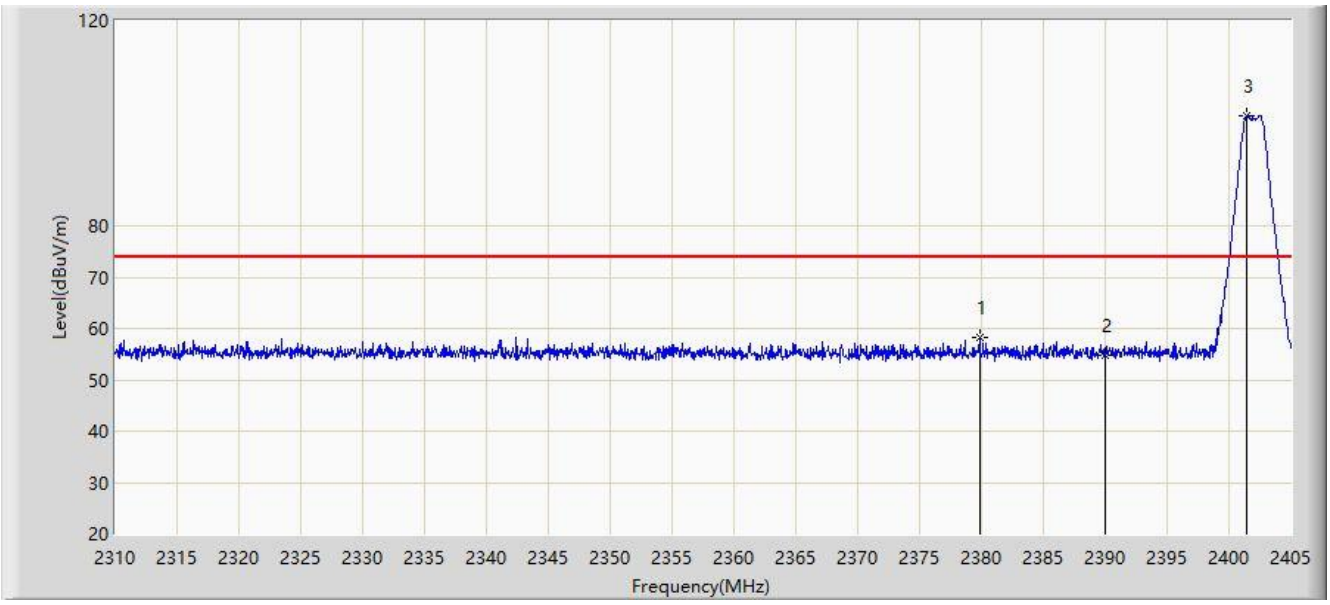

No	Mark	Frequency (MHz)	Measure Level (dBμV/m)	Reading Level (dBμV)	Margin (dB)	Limit (dBμV/m)	Factor (dB/m)	Type
1	*	2379.825	58.209	26.316	-15.791	74.000	31.893	PK
2		2390.000	54.772	22.919	-19.228	74.000	31.853	PK
3		2401.485	101.559	69.771	N/A	N/A	31.788	PK

Note 1: " * ", means this data is the worst emission level.

Note 2: Measure Level (dBμV/m) = Reading Level (dBμV) + Factor (dB/m).

Note 3: Factor (dB/m) = Cable Loss (dB) + Antenna Factor (dB/m).

Site: WZ-AC2	Test Date: 2024-02-27
Limit: FCC_2.4G_RE(3m)	Engineer: Dick Shen
Probe: BBHA9120D_1457_1-18GHz	Polarity: Horizontal
EUT: ACCESS POINT	Power: AC 120V/60Hz
Test Mode: Transmit by BLE 2Mbps at 2402MHz	

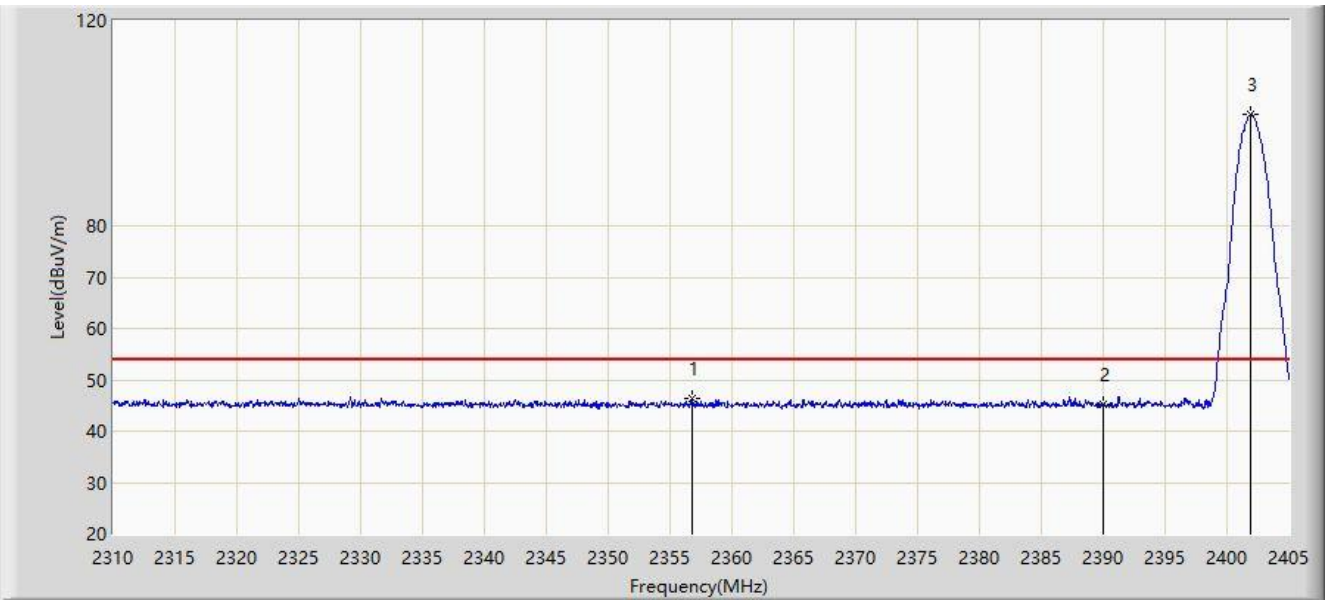

No	Mark	Frequency (MHz)	Measure Level (dBμV/m)	Reading Level (dBμV)	Margin (dB)	Limit (dBμV/m)	Factor (dB/m)	Type
1	*	2356.835	46.320	14.376	-7.680	54.000	31.944	AV
2		2390.000	45.360	13.507	-8.640	54.000	31.853	AV
3		2401.865	101.608	69.822	N/A	N/A	31.786	AV

Note 1: " * ", means this data is the worst emission level.

Note 2: Measure Level (dBμV/m) = Reading Level (dBμV) + Factor (dB/m).

Note 3: Factor (dB/m) = Cable Loss (dB) + Antenna Factor (dB/m).

Site: WZ-AC2	Test Date: 2024-02-27
Limit: FCC_2.4G_RE(3m)	Engineer: Dick Shen
Probe: BBHA9120D_1457_1-18GHz	Polarity: Vertical
EUT: ACCESS POINT	Power: AC 120V/60Hz
Test Mode: Transmit by BLE 2Mbps at 2402MHz	

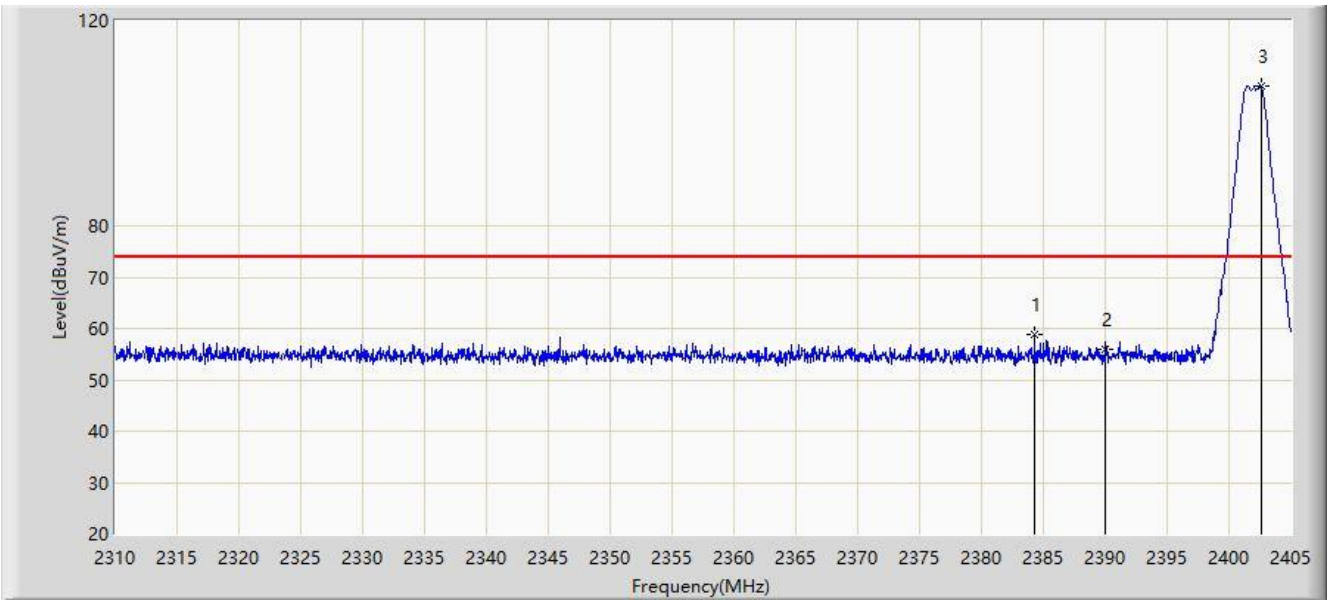

No	Mark	Frequency (MHz)	Measure Level (dBμV/m)	Reading Level (dBμV)	Margin (dB)	Limit (dBμV/m)	Factor (dB/m)	Type
1	*	2384.290	58.719	26.834	-15.281	74.000	31.885	PK
2		2390.000	55.904	24.051	-18.096	74.000	31.853	PK
3		2402.577	107.204	75.421	N/A	N/A	31.783	PK

Note 1: " * ", means this data is the worst emission level.

Note 2: Measure Level (dBμV/m) = Reading Level (dBμV) + Factor (dB/m).

Note 3: Factor (dB/m) = Cable Loss (dB) + Antenna Factor (dB/m).

Site: WZ-AC2	Test Date: 2024-02-27
Limit: FCC_2.4G_RE(3m)	Engineer: Dick Shen
Probe: BBHA9120D_1457_1-18GHz	Polarity: Vertical
EUT: ACCESS POINT	Power: AC 120V/60Hz
Test Mode: Transmit by BLE 2Mbps at 2402MHz	

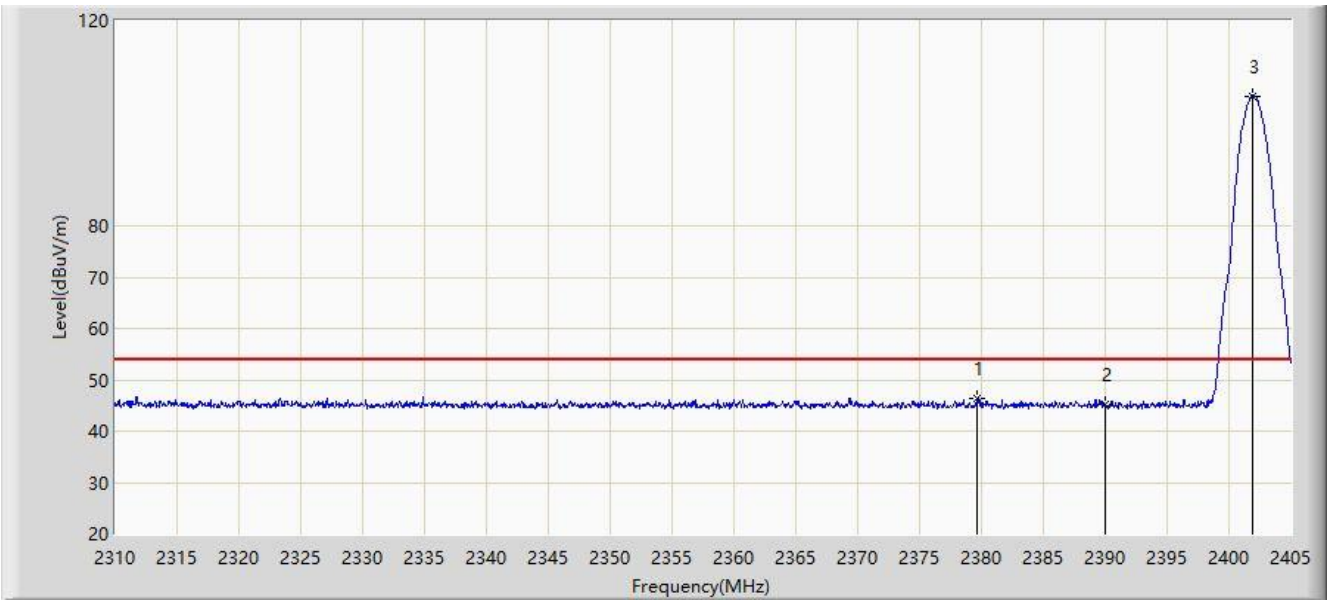

No	Mark	Frequency (MHz)	Measure Level (dBμV/m)	Reading Level (dBμV)	Margin (dB)	Limit (dBμV/m)	Factor (dB/m)	Type
1	*	2379.635	46.519	14.626	-7.481	54.000	31.893	AV
2		2390.000	45.232	13.379	-8.768	54.000	31.853	AV
3		2401.865	105.331	73.545	N/A	N/A	31.786	AV

Note 1: " * ", means this data is the worst emission level.

Note 2: Measure Level (dBμV/m) = Reading Level (dBμV) + Factor (dB/m).

Note 3: Factor (dB/m) = Cable Loss (dB) + Antenna Factor (dB/m).

Mode 1 – Filter 3#:

Site: WZ-AC2	Test Date: 2024-02-27
Limit: FCC_2.4G_RE(3m)	Engineer: Dick Shen
Probe: BBHA9120D_1457_1-18GHz	Polarity: Horizontal
EUT: ACCESS POINT	Power: AC 120V/60Hz
Test Mode: Transmit by BLE 1Mbps at 2480MHz	

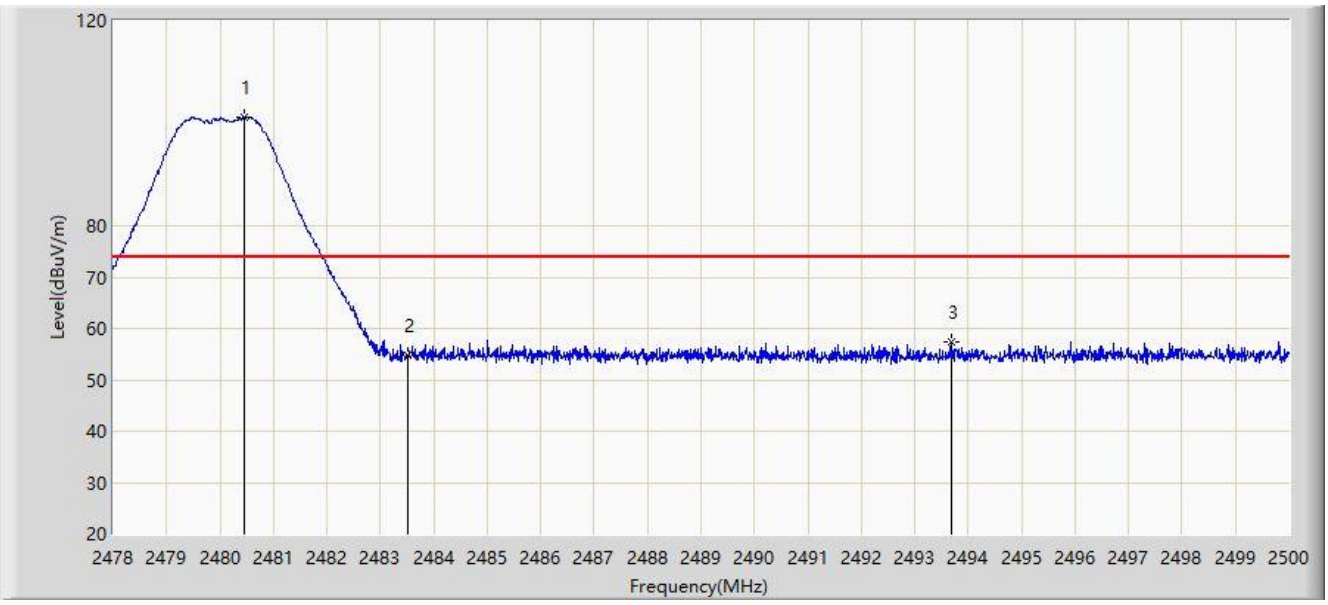

No	Mark	Frequency (MHz)	Measure Level (dBμV/m)	Reading Level (dBμV)	Margin (dB)	Limit (dBμV/m)	Factor (dB/m)	Type
1		2480.464	101.213	69.514	N/A	N/A	31.699	PK
2		2483.500	54.776	23.079	-19.224	74.000	31.696	PK
3	*	2493.697	57.413	25.719	-16.587	74.000	31.693	PK

Note 1: " * ", means this data is the worst emission level.

Note 2: Measure Level (dBμV/m) = Reading Level (dBμV) + Factor (dB/m).

Note 3: Factor (dB/m) = Cable Loss (dB) + Antenna Factor (dB/m).

Site: WZ-AC2	Test Date: 2024-02-27
Limit: FCC_2.4G_RE(3m)	Engineer: Dick Shen
Probe: BBHA9120D_1457_1-18GHz	Polarity: Horizontal
EUT: ACCESS POINT	Power: AC 120V/60Hz
Test Mode: Transmit by BLE 1Mbps at 2480MHz	

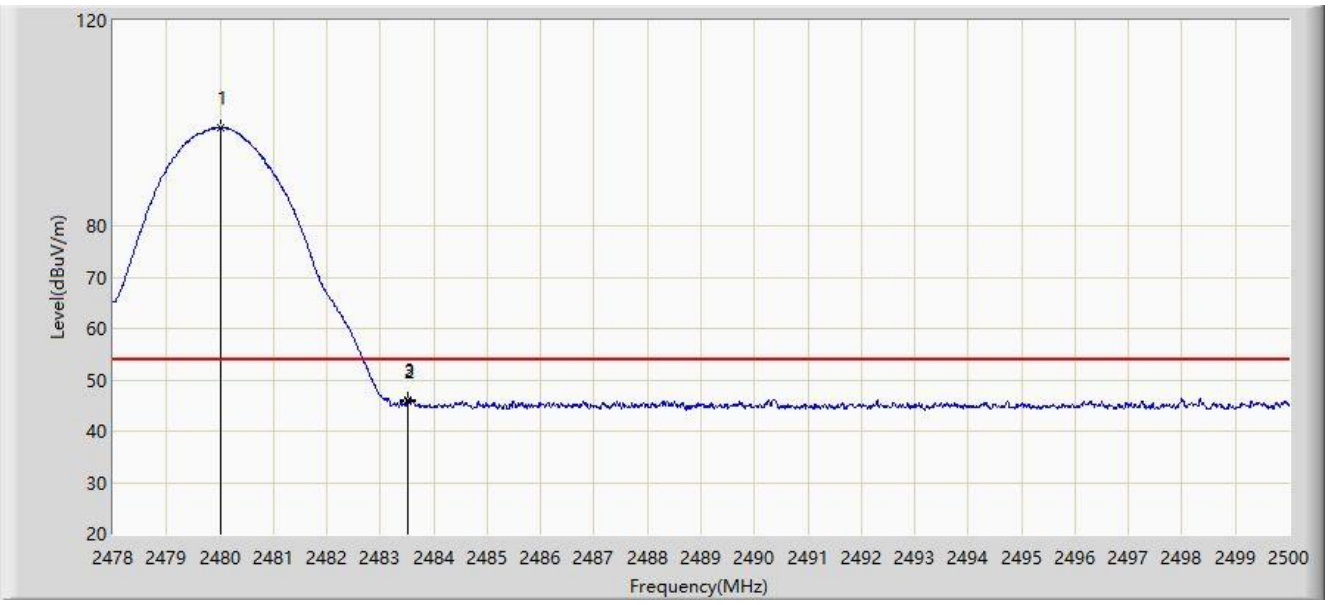

No	Mark	Frequency (MHz)	Measure Level (dBμV/m)	Reading Level (dBμV)	Margin (dB)	Limit (dBμV/m)	Factor (dB/m)	Type
1		2480.002	99.139	67.440	N/A	N/A	31.699	AV
2		2483.500	45.680	13.983	-8.320	54.000	31.696	AV
3	*	2483.522	46.182	14.485	-7.818	54.000	31.696	AV

Note 1: " * ", means this data is the worst emission level.

Note 2: Measure Level (dBμV/m) = Reading Level (dBμV) + Factor (dB/m).

Note 3: Factor (dB/m) = Cable Loss (dB) + Antenna Factor (dB/m).

Site: WZ-AC2	Test Date: 2024-02-27
Limit: FCC_2.4G_RE(3m)	Engineer: Dick Shen
Probe: BBHA9120D_1457_1-18GHz	Polarity: Vertical
EUT: ACCESS POINT	Power: AC 120V/60Hz
Test Mode: Transmit by BLE 1Mbps at 2480MHz	

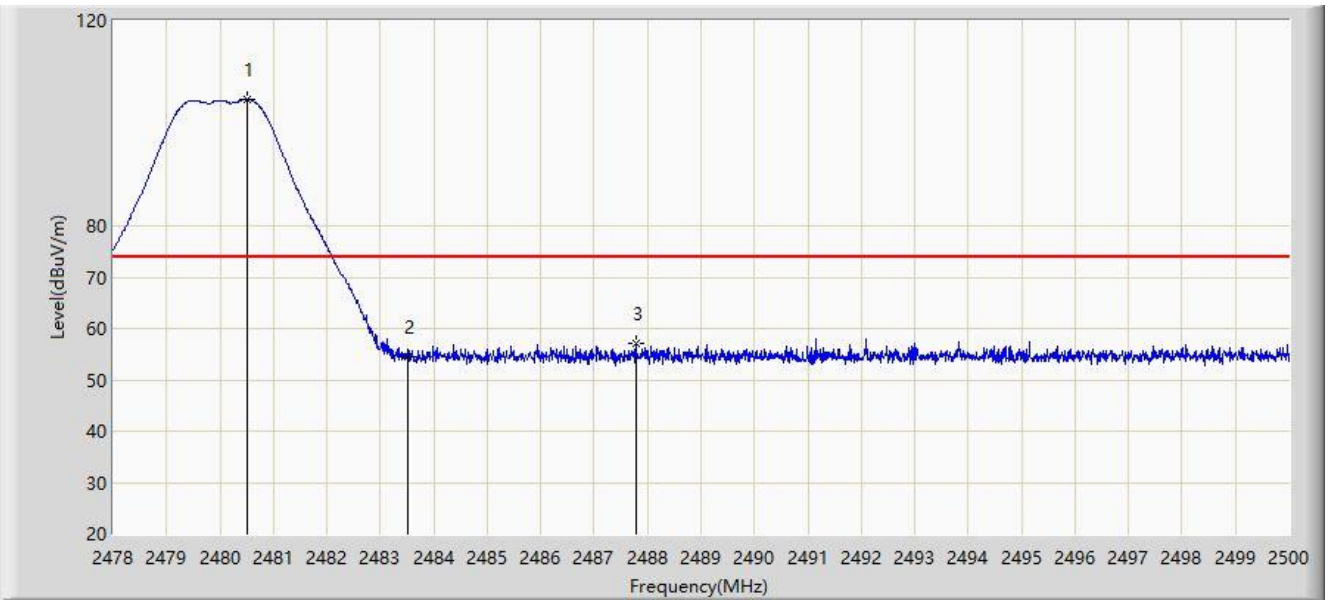

No	Mark	Frequency (MHz)	Measure Level (dBμV/m)	Reading Level (dBμV)	Margin (dB)	Limit (dBμV/m)	Factor (dB/m)	Type
1		2480.519	104.686	72.987	N/A	N/A	31.698	PK
2		2483.500	54.436	22.739	-19.564	74.000	31.696	PK
3	*	2487.779	57.154	25.459	-16.846	74.000	31.694	PK

Note 1: " * ", means this data is the worst emission level.

Note 2: Measure Level (dBμV/m) = Reading Level (dBμV) + Factor (dB/m).

Note 3: Factor (dB/m) = Cable Loss (dB) + Antenna Factor (dB/m).

Site: WZ-AC2	Test Date: 2024-02-27
Limit: FCC_2.4G_RE(3m)	Engineer: Dick Shen
Probe: BBHA9120D_1457_1-18GHz	Polarity: Vertical
EUT: ACCESS POINT	Power: AC 120V/60Hz
Test Mode: Transmit by BLE 1Mbps at 2480MHz	

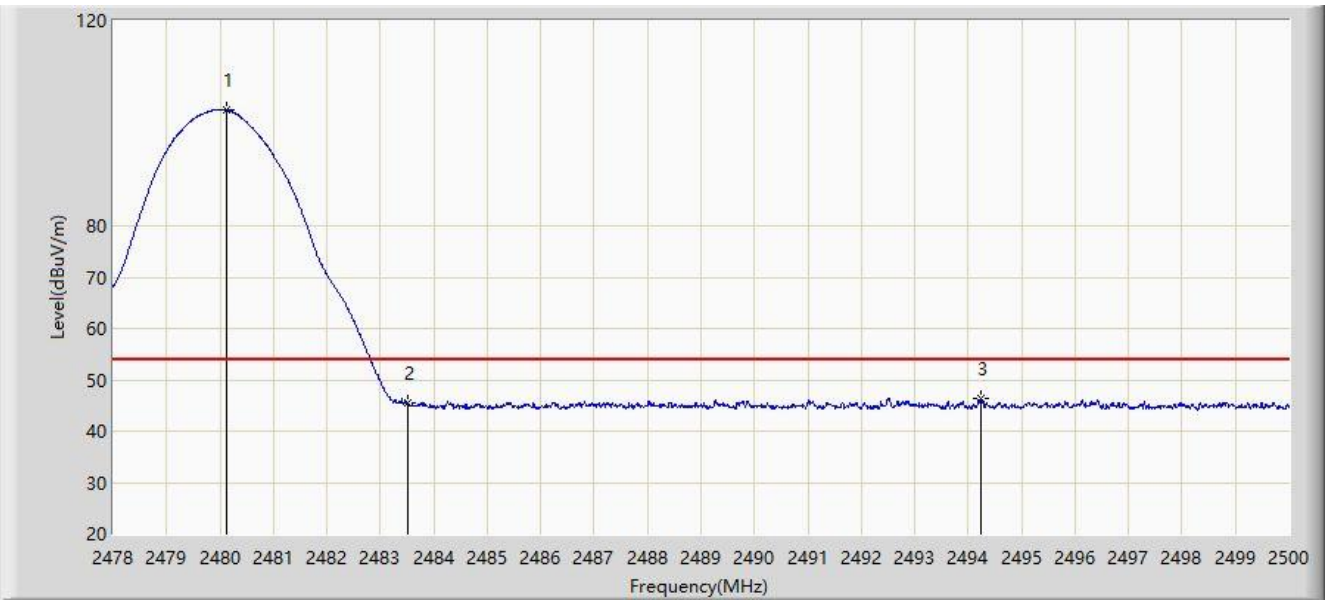

No	Mark	Frequency (MHz)	Measure Level (dBμV/m)	Reading Level (dBμV)	Margin (dB)	Limit (dBμV/m)	Factor (dB/m)	Type
1		2480.112	102.592	70.893	N/A	N/A	31.699	AV
2		2483.500	45.382	13.685	-8.618	54.000	31.696	AV
3	*	2494.236	46.391	14.697	-7.609	54.000	31.694	AV

Note 1: " * ", means this data is the worst emission level.

Note 2: Measure Level (dBμV/m) = Reading Level (dBμV) + Factor (dB/m).

Note 3: Factor (dB/m) = Cable Loss (dB) + Antenna Factor (dB/m).

Site: WZ-AC2	Test Date: 2024-02-27
Limit: FCC_2.4G_RE(3m)	Engineer: Dick Shen
Probe: BBHA9120D_1457_1-18GHz	Polarity: Horizontal
EUT: ACCESS POINT	Power: AC 120V/60Hz
Test Mode: Transmit by BLE 2Mbps at 2480MHz	

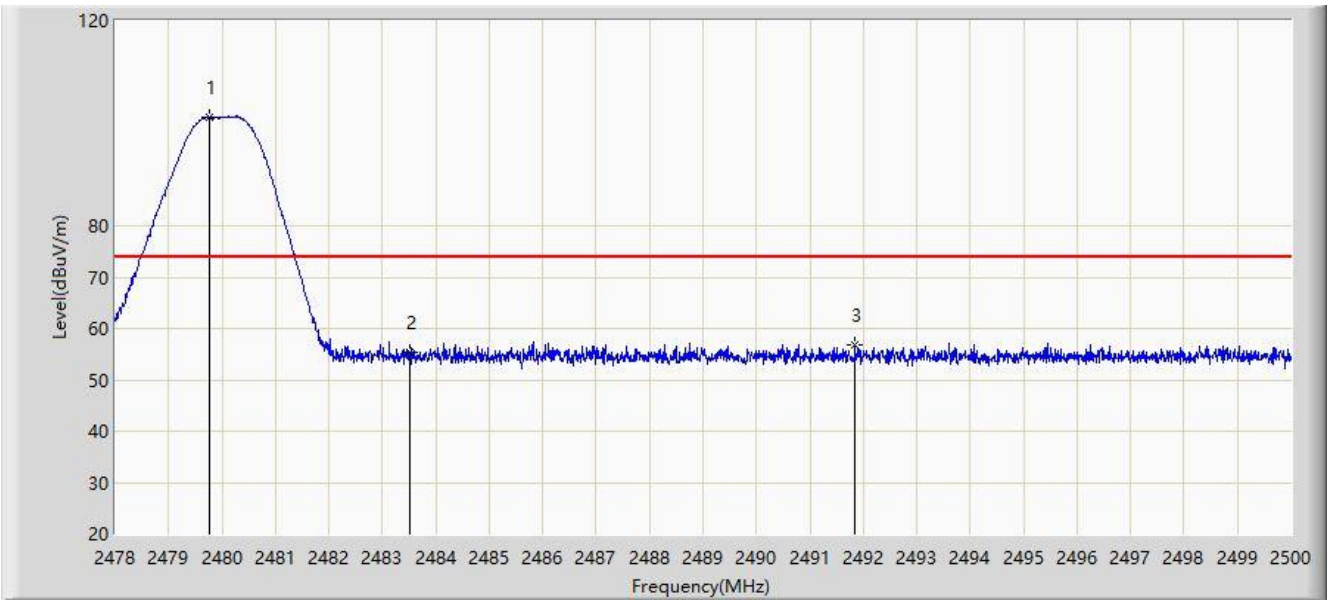

No	Mark	Frequency (MHz)	Measure Level (dBμV/m)	Reading Level (dBμV)	Margin (dB)	Limit (dBμV/m)	Factor (dB/m)	Type
1		2479.771	101.225	69.526	N/A	N/A	31.699	PK
2		2483.500	55.228	23.531	-18.772	74.000	31.696	PK
3	*	2491.849	56.724	25.032	-17.276	74.000	31.692	PK

Note 1: " * ", means this data is the worst emission level.

Note 2: Measure Level (dBμV/m) = Reading Level (dBμV) + Factor (dB/m).

Note 3: Factor (dB/m) = Cable Loss (dB) + Antenna Factor (dB/m).

Site: WZ-AC2	Test Date: 2024-02-27
Limit: FCC_2.4G_RE(3m)	Engineer: Dick Shen
Probe: BBHA9120D_1457_1-18GHz	Polarity: Horizontal
EUT: ACCESS POINT	Power: AC 120V/60Hz
Test Mode: Transmit by BLE 2Mbps at 2480MHz	

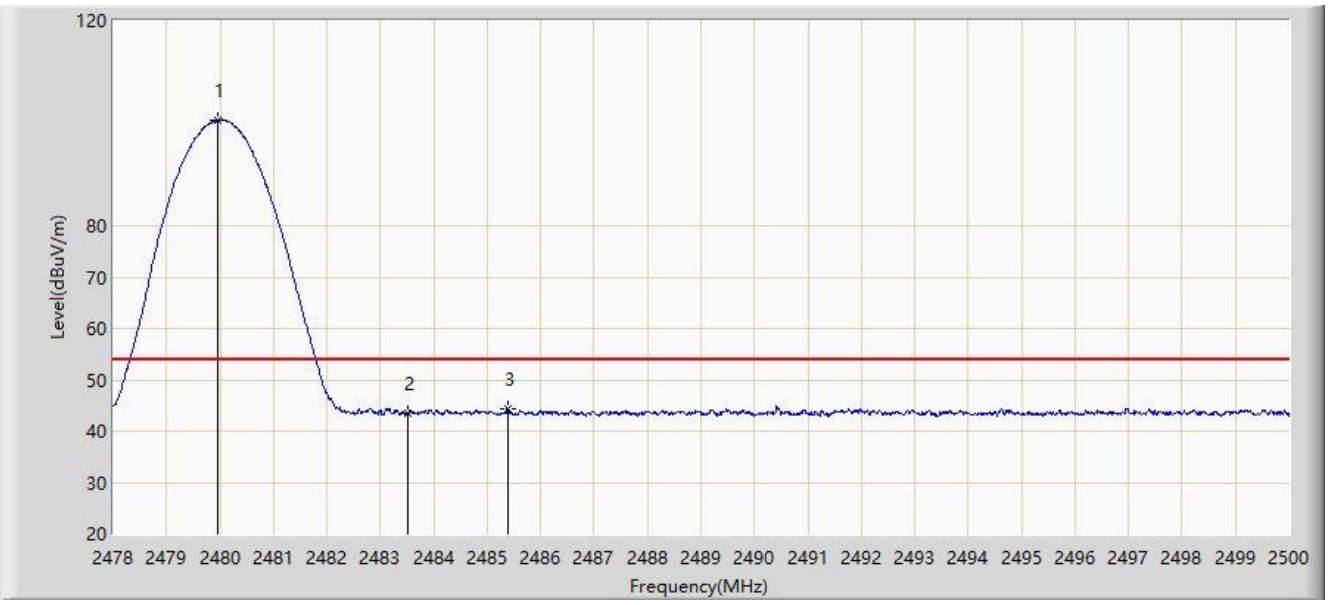

No	Mark	Frequency (MHz)	Measure Level (dBμV/m)	Reading Level (dBμV)	Margin (dB)	Limit (dBμV/m)	Factor (dB/m)	Type
1		2479.958	100.597	68.898	N/A	N/A	31.699	AV
2		2483.500	43.425	11.728	-10.575	54.000	31.696	AV
3	*	2485.381	44.433	12.737	-9.567	54.000	31.696	AV

Note 1: " * ", means this data is the worst emission level.

Note 2: Measure Level (dBμV/m) = Reading Level (dBμV) + Factor (dB/m).

Note 3: Factor (dB/m) = Cable Loss (dB) + Antenna Factor (dB/m).

Site: WZ-AC2	Test Date: 2024-02-27
Limit: FCC_2.4G_RE(3m)	Engineer: Dick Shen
Probe: BBHA9120D_1457_1-18GHz	Polarity: Vertical
EUT: ACCESS POINT	Power: AC 120V/60Hz
Test Mode: Transmit by BLE 2Mbps at 2480MHz	

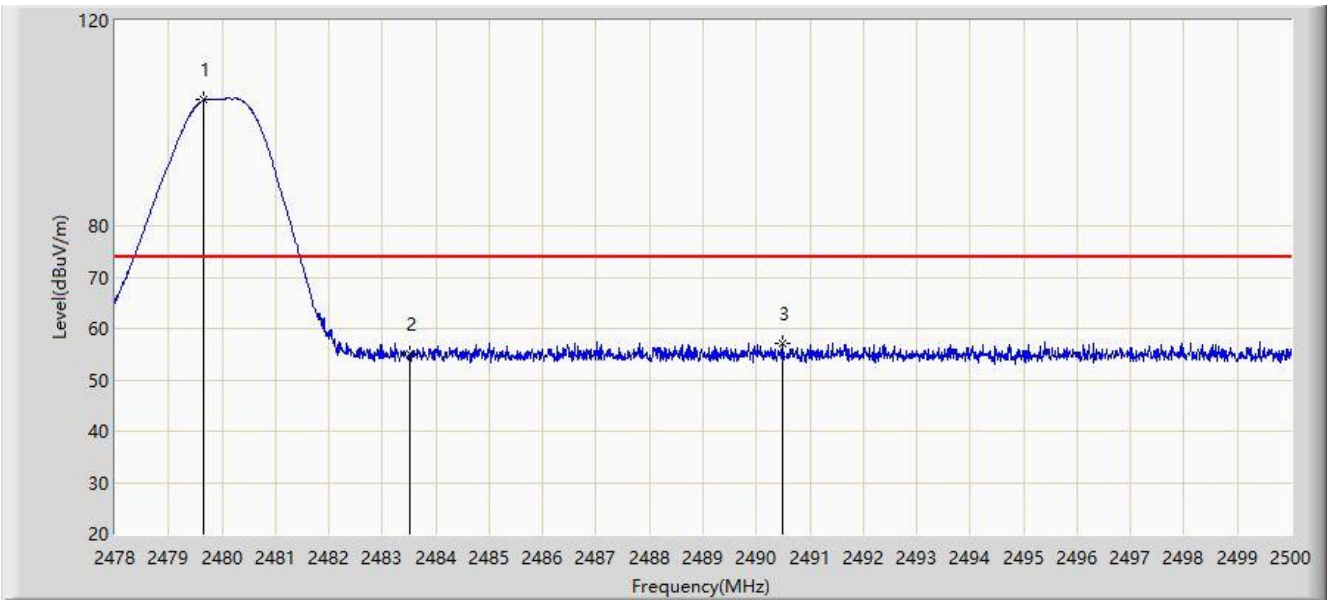

No	Mark	Frequency (MHz)	Measure Level (dBμV/m)	Reading Level (dBμV)	Margin (dB)	Limit (dBμV/m)	Factor (dB/m)	Type
1		2479.661	104.497	72.798	N/A	N/A	31.699	PK
2		2483.500	55.084	23.387	-18.916	74.000	31.696	PK
3	*	2490.485	57.128	25.435	-16.872	74.000	31.693	PK

Note 1: " * ", means this data is the worst emission level.

Note 2: Measure Level (dBμV/m) = Reading Level (dBμV) + Factor (dB/m).

Note 3: Factor (dB/m) = Cable Loss (dB) + Antenna Factor (dB/m).

Site: WZ-AC2	Test Date: 2024-02-27
Limit: FCC_2.4G_RE(3m)	Engineer: Dick Shen
Probe: BBHA9120D_1457_1-18GHz	Polarity: Vertical
EUT: ACCESS POINT	Power: AC 120V/60Hz
Test Mode: Transmit by BLE 2Mbps at 2480MHz	

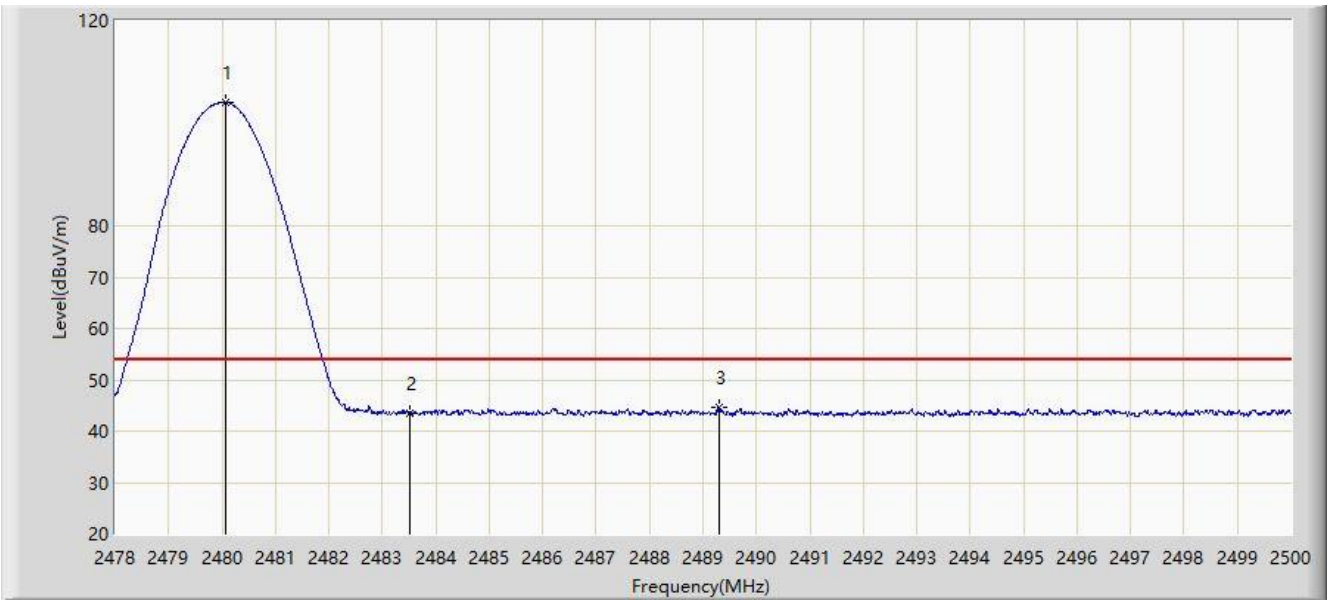

No	Mark	Frequency (MHz)	Measure Level (dBμV/m)	Reading Level (dBμV)	Margin (dB)	Limit (dBμV/m)	Factor (dB/m)	Type
1		2480.079	104.071	72.372	N/A	N/A	31.699	AV
2		2483.500	43.607	11.910	-10.393	54.000	31.696	AV
3	*	2489.297	44.749	13.055	-9.251	54.000	31.694	AV

Note 1: " * ", means this data is the worst emission level.

Note 2: Measure Level (dBμV/m) = Reading Level (dBμV) + Factor (dB/m).

Note 3: Factor (dB/m) = Cable Loss (dB) + Antenna Factor (dB/m).

Mode 2 – Filter 4#:

Site: WZ-AC2	Test Date: 2024-03-12
Limit: FCC_2.4G_RE(3m)	Engineer: Bob Zhang
Probe: BBHA9120D_1457_1-18GHz	Polarity: Horizontal
EUT: ACCESS POINT	Power: AC 120V/60Hz
Test Mode: Transmit by BLE 1Mbps at 2402MHz	

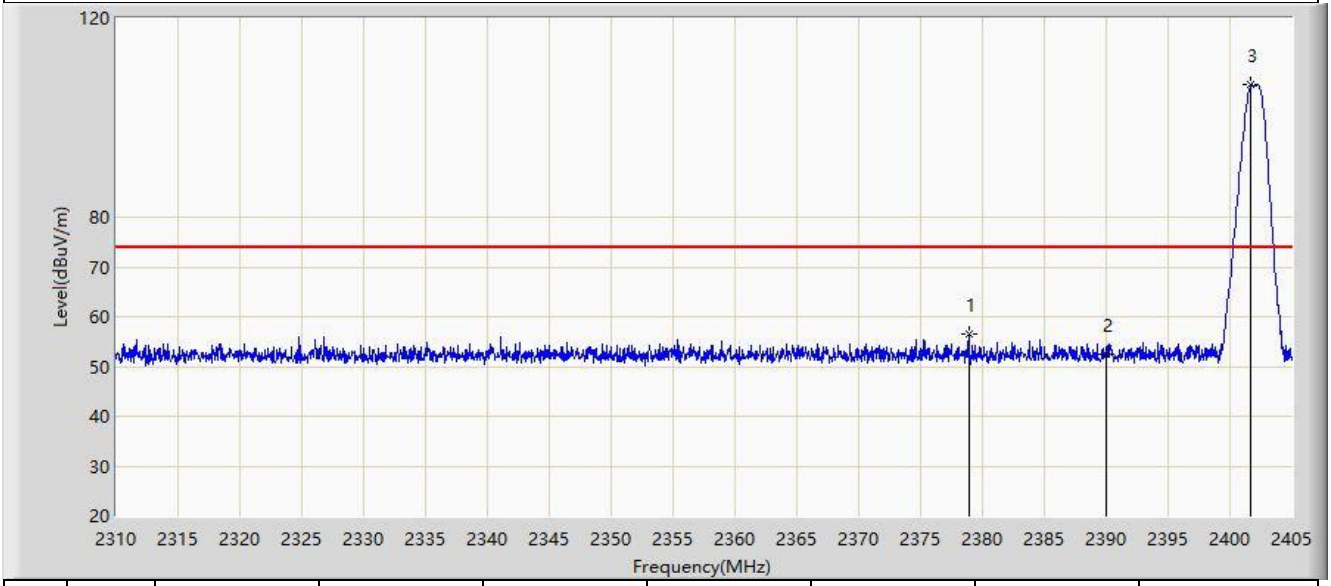

No	Mark	Frequency (MHz)	Measure Level (dBμV/m)	Reading Level (dBμV)	Margin (dB)	Limit (dBμV/m)	Factor (dB/m)	Type
1	*	2378.875	56.431	24.536	-17.569	74.000	31.895	PK
2		2390.000	52.509	20.656	-21.491	74.000	31.853	PK
3		2401.722	106.522	74.736	N/A	N/A	31.786	PK

Note 1: " * ", means this data is the worst emission level.

Note 2: Measure Level (dBμV/m) = Reading Level (dBμV) + Factor (dB/m).

Note 3: Factor (dB/m) = Cable Loss (dB) + Antenna Factor (dB/m).

Site: WZ-AC2	Test Date: 2024-03-12
Limit: FCC_2.4G_RE(3m)	Engineer: Bob Zhang
Probe: BBHA9120D_1457_1-18GHz	Polarity: Horizontal
EUT: ACCESS POINT	Power: AC 120V/60Hz
Test Mode: Transmit by BLE 1Mbps at 2402MHz	

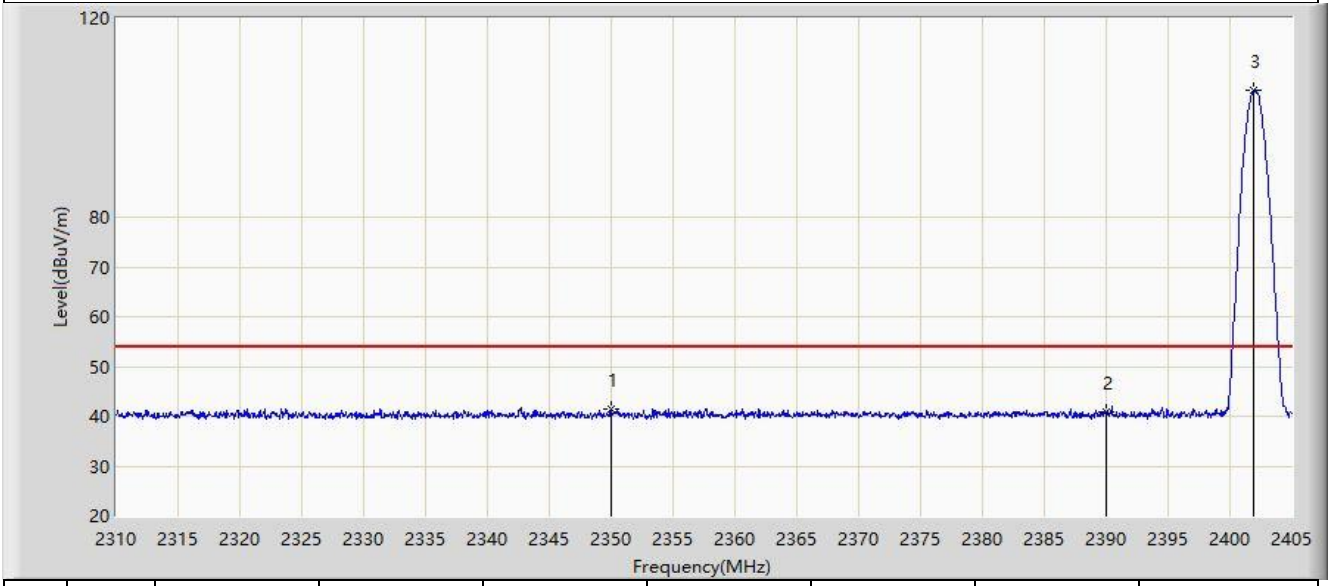

No	Mark	Frequency (MHz)	Measure Level (dBμV/m)	Reading Level (dBμV)	Margin (dB)	Limit (dBμV/m)	Factor (dB/m)	Type
1	*	2349.948	41.571	9.620	-12.429	54.000	31.951	AV
2		2390.000	40.900	9.047	-13.100	54.000	31.853	AV
3		2401.960	105.588	73.803	N/A	N/A	31.785	AV

Note 1: " * ", means this data is the worst emission level.

Note 2: Measure Level (dBμV/m) = Reading Level (dBμV) + Factor (dB/m).

Note 3: Factor (dB/m) = Cable Loss (dB) + Antenna Factor (dB/m).

Site: WZ-AC2	Test Date: 2024-03-12
Limit: FCC_2.4G_RE(3m)	Engineer: Bob Zhang
Probe: BBHA9120D_1457_1-18GHz	Polarity: Vertical
EUT: ACCESS POINT	Power: AC 120V/60Hz
Test Mode: Transmit by BLE 1Mbps at 2402MHz	

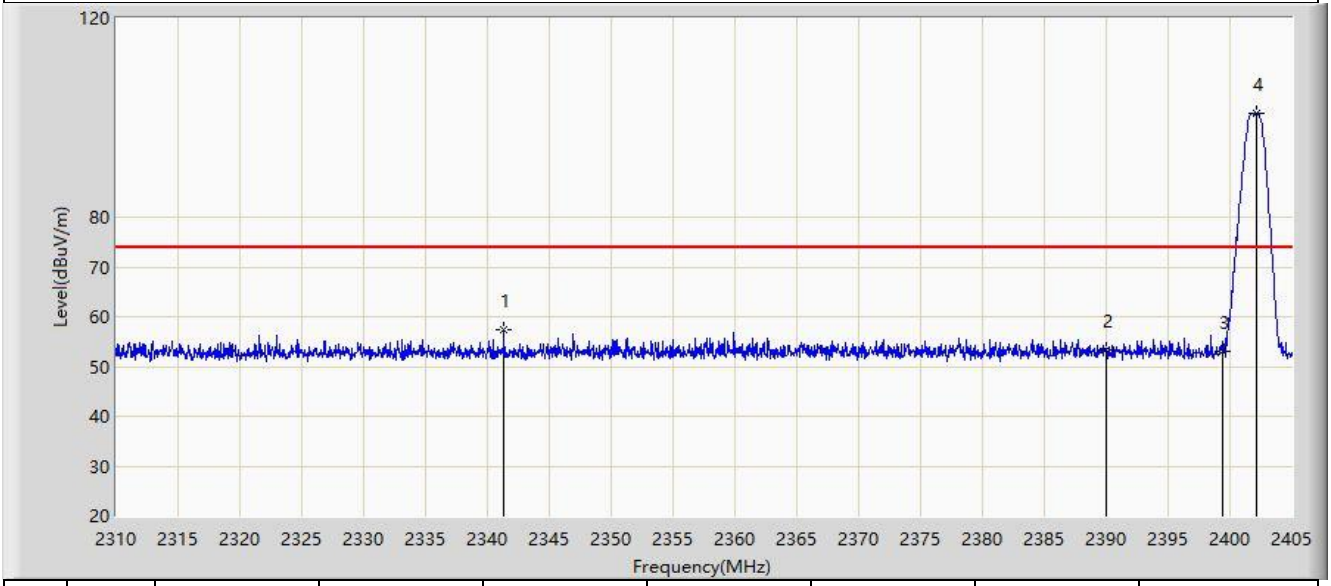

No	Mark	Frequency (MHz)	Measure Level (dBμV/m)	Reading Level (dBμV)	Margin (dB)	Limit (dBμV/m)	Factor (dB/m)	Type
1	*	2341.302	57.507	25.537	-16.493	74.000	31.970	PK
2		2390.000	53.229	21.376	-20.771	74.000	31.853	PK
3		2399.347	52.970	21.170	-21.030	74.000	31.800	PK
4		2402.150	101.011	69.227	N/A	N/A	31.785	PK

Note 1: " * ", means this data is the worst emission level.

Note 2: Measure Level (dBμV/m) = Reading Level (dBμV) + Factor (dB/m).

Note 3: Factor (dB/m) = Cable Loss (dB) + Antenna Factor (dB/m).

Site: WZ-AC2	Test Date: 2024-03-13
Limit: FCC_2.4G_RE(3m)	Engineer: Bob Zhang
Probe: BBHA9120D_1457_1-18GHz	Polarity: Vertical
EUT: ACCESS POINT	Power: AC 120V/60Hz
Test Mode: Transmit by BLE 1Mbps at 2402MHz	

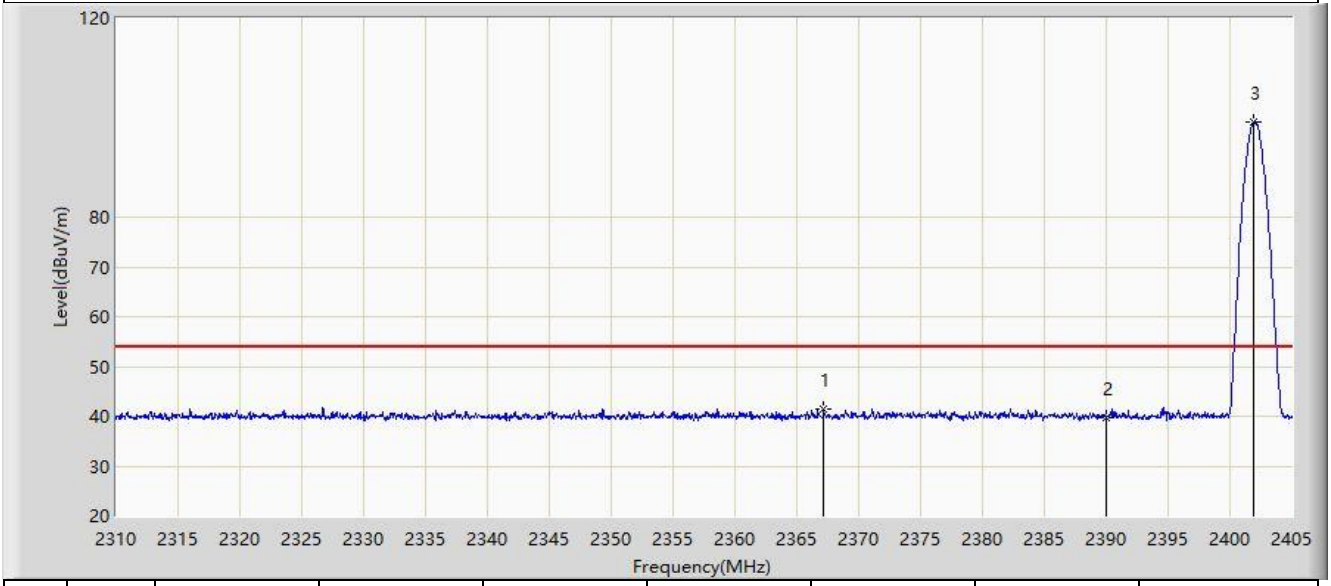

No	Mark	Frequency (MHz)	Measure Level (dBμV/m)	Reading Level (dBμV)	Margin (dB)	Limit (dBμV/m)	Factor (dB/m)	Type
1	*	2367.143	41.391	9.467	-12.609	54.000	31.924	AV
2		2390.000	39.766	7.913	-14.234	54.000	31.853	AV
3		2401.960	99.139	67.354	N/A	N/A	31.785	AV

Note 1: " * ", means this data is the worst emission level.

Note 2: Measure Level (dBμV/m) = Reading Level (dBμV) + Factor (dB/m).

Note 3: Factor (dB/m) = Cable Loss (dB) + Antenna Factor (dB/m).

Site: WZ-AC2	Test Date: 2024-03-12
Limit: FCC_2.4G_RE(3m)	Engineer: Bob Zhang
Probe: BBHA9120D_1457_1-18GHz	Polarity: Horizontal
EUT: ACCESS POINT	Power: AC 120V/60Hz
Test Mode: Transmit by BLE 1Mbps at 2480MHz	

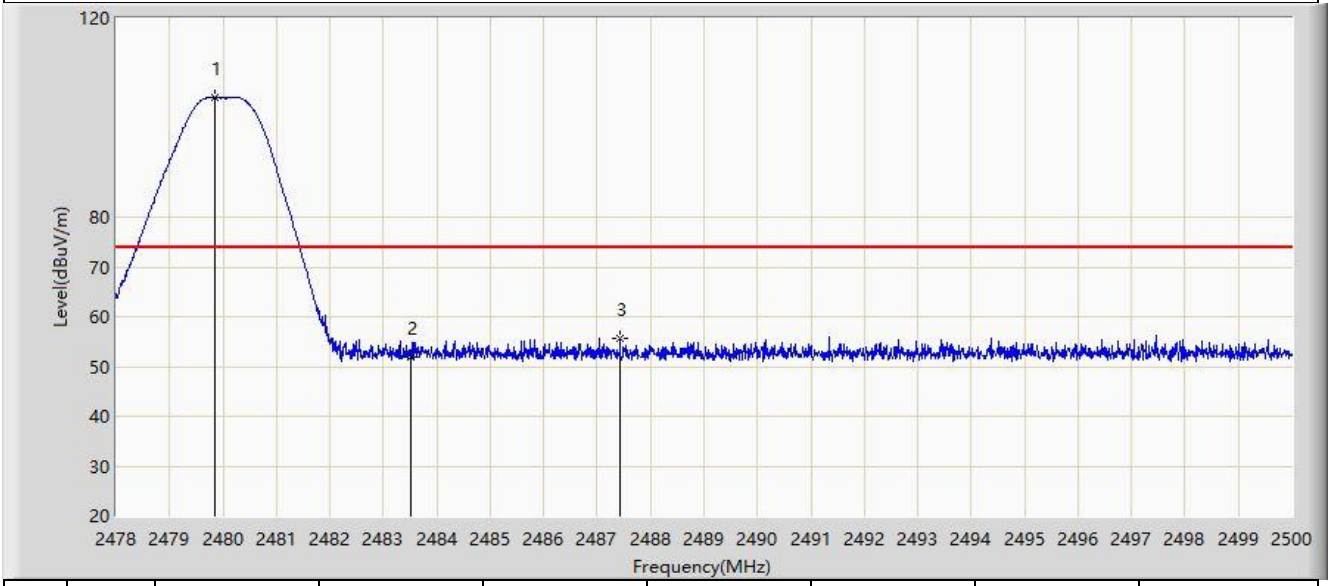

No	Mark	Frequency (MHz)	Measure Level (dBμV/m)	Reading Level (dBμV)	Margin (dB)	Limit (dBμV/m)	Factor (dB/m)	Type
1		2479.837	104.037	72.338	N/A	N/A	31.699	PK
2		2483.500	52.015	20.318	-21.985	74.000	31.696	PK
3	*	2487.427	55.628	23.933	-18.372	74.000	31.695	PK

Note 1: " * ", means this data is the worst emission level.

Note 2: Measure Level (dBμV/m) = Reading Level (dBμV) + Factor (dB/m).

Note 3: Factor (dB/m) = Cable Loss (dB) + Antenna Factor (dB/m).

Site: WZ-AC2	Test Date: 2024-03-12
Limit: FCC_2.4G_RE(3m)	Engineer: Bob Zhang
Probe: BBHA9120D_1457_1-18GHz	Polarity: Horizontal
EUT: ACCESS POINT	Power: AC 120V/60Hz
Test Mode: Transmit by BLE 1Mbps at 2480MHz	

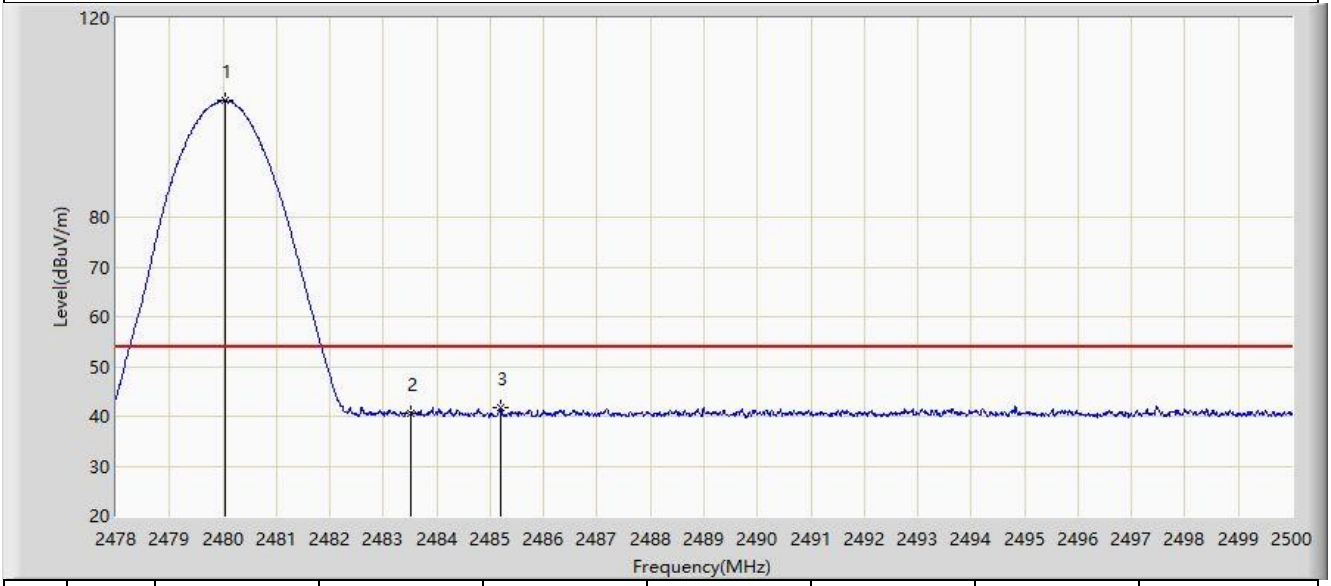

No	Mark	Frequency (MHz)	Measure Level (dBμV/m)	Reading Level (dBμV)	Margin (dB)	Limit (dBμV/m)	Factor (dB/m)	Type
1		2480.046	103.406	71.707	N/A	N/A	31.699	AV
2		2483.500	40.640	8.943	-13.360	54.000	31.696	AV
3	*	2485.205	41.596	9.900	-12.404	54.000	31.696	AV

Note 1: " * ", means this data is the worst emission level.

Note 2: Measure Level (dBμV/m) = Reading Level (dBμV) + Factor (dB/m).

Note 3: Factor (dB/m) = Cable Loss (dB) + Antenna Factor (dB/m).

Site: WZ-AC2	Test Date: 2024-03-12
Limit: FCC_2.4G_RE(3m)	Engineer: Bob Zhang
Probe: BBHA9120D_1457_1-18GHz	Polarity: Vertical
EUT: ACCESS POINT	Power: AC 120V/60Hz
Test Mode: Transmit by BLE 1Mbps at 2480MHz	

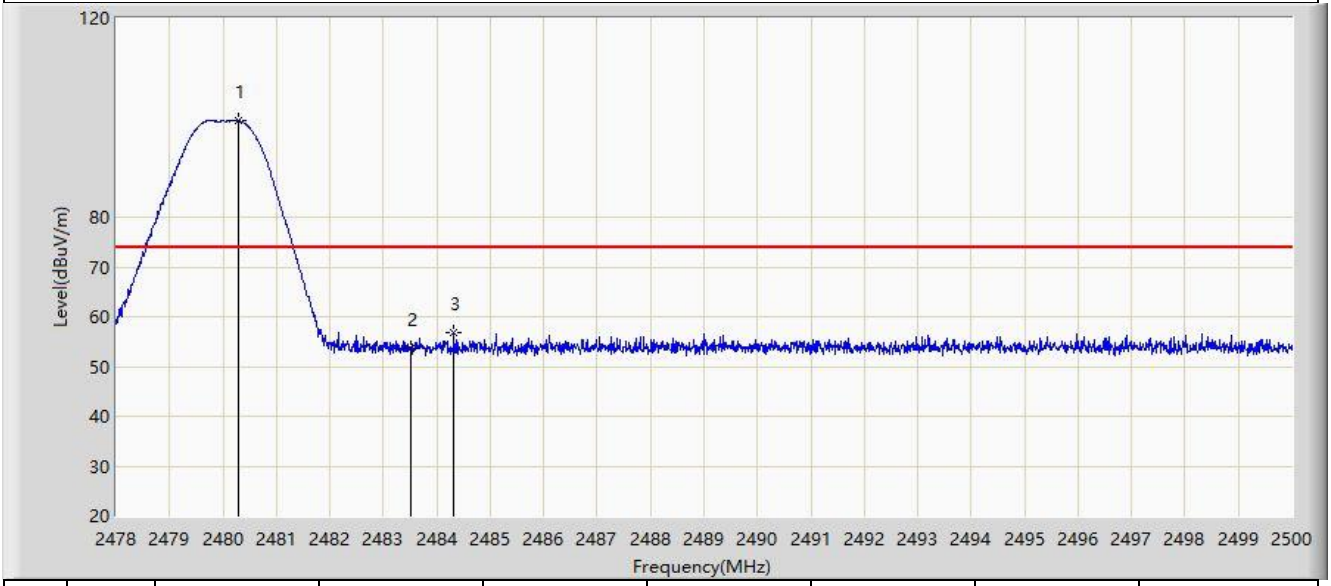

No	Mark	Frequency (MHz)	Measure Level (dBμV/m)	Reading Level (dBμV)	Margin (dB)	Limit (dBμV/m)	Factor (dB/m)	Type
1		2480.277	99.396	67.697	N/A	N/A	31.699	PK
2		2483.500	53.608	21.911	-20.392	74.000	31.696	PK
3	*	2484.325	56.875	25.178	-17.125	74.000	31.697	PK

Note 1: " * ", means this data is the worst emission level.

Note 2: Measure Level (dBμV/m) = Reading Level (dBμV) + Factor (dB/m).

Note 3: Factor (dB/m) = Cable Loss (dB) + Antenna Factor (dB/m).

Site: WZ-AC2	Test Date: 2024-03-12
Limit: FCC_2.4G_RE(3m)	Engineer: Bob Zhang
Probe: BBHA9120D_1457_1-18GHz	Polarity: Vertical
EUT: ACCESS POINT	Power: AC 120V/60Hz
Test Mode: Transmit by BLE 1Mbps at 2480MHz	

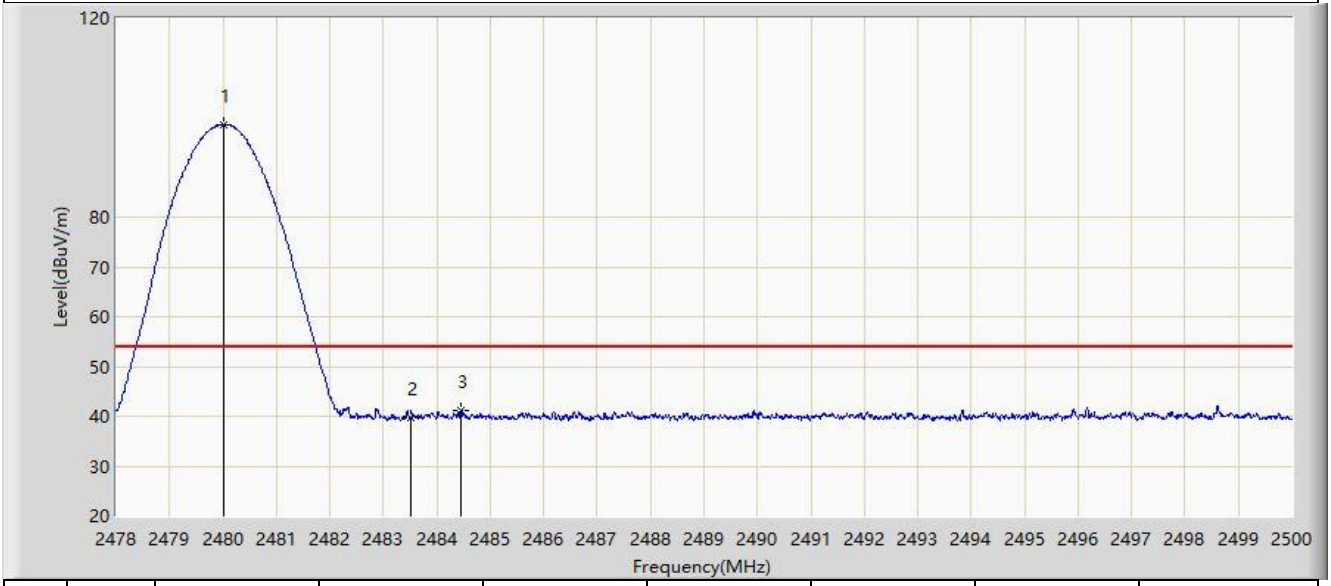

No	Mark	Frequency (MHz)	Measure Level (dBμV/m)	Reading Level (dBμV)	Margin (dB)	Limit (dBμV/m)	Factor (dB/m)	Type
1		2480.002	98.628	66.929	N/A	N/A	31.699	AV
2		2483.500	39.664	7.967	-14.336	54.000	31.696	AV
3	*	2484.457	41.160	9.464	-12.840	54.000	31.697	AV

Note 1: " * ", means this data is the worst emission level.

Note 2: Measure Level (dBμV/m) = Reading Level (dBμV) + Factor (dB/m).

Note 3: Factor (dB/m) = Cable Loss (dB) + Antenna Factor (dB/m).

Site: WZ-AC2	Test Date: 2024-03-12
Limit: FCC_2.4G_RE(3m)	Engineer: Bob Zhang
Probe: BBHA9120D_1457_1-18GHz	Polarity: Horizontal
EUT: ACCESS POINT	Power: AC 120V/60Hz
Test Mode: Transmit by BLE 2Mbps at 2402MHz	

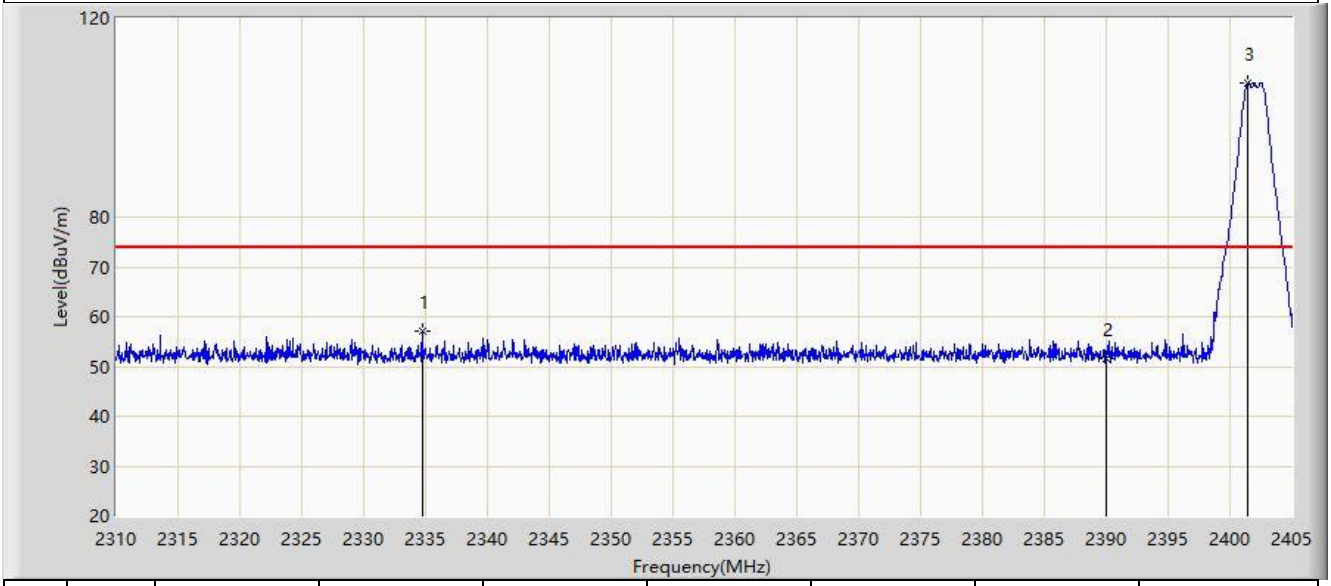

No	Mark	Frequency (MHz)	Measure Level (dBμV/m)	Reading Level (dBμV)	Margin (dB)	Limit (dBμV/m)	Factor (dB/m)	Type
1	*	2334.748	57.101	25.113	-16.899	74.000	31.988	PK
2		2390.000	51.563	19.710	-22.437	74.000	31.853	PK
3		2401.485	106.868	75.080	N/A	N/A	31.788	PK

Note 1: " * ", means this data is the worst emission level.

Note 2: Measure Level (dBμV/m) = Reading Level (dBμV) + Factor (dB/m).

Note 3: Factor (dB/m) = Cable Loss (dB) + Antenna Factor (dB/m).

Site: WZ-AC2	Test Date: 2024-03-12
Limit: FCC_2.4G_RE(3m)	Engineer: Bob Zhang
Probe: BBHA9120D_1457_1-18GHz	Polarity: Horizontal
EUT: ACCESS POINT	Power: AC 120V/60Hz
Test Mode: Transmit by BLE 2Mbps at 2402MHz	

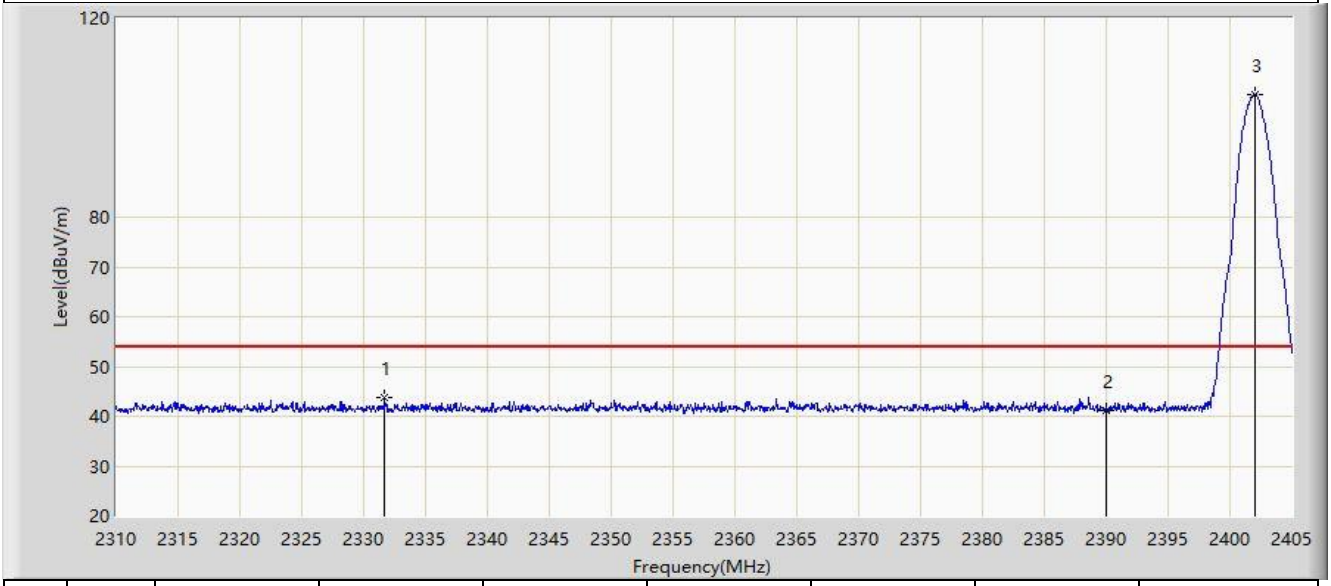

No	Mark	Frequency (MHz)	Measure Level (dBμV/m)	Reading Level (dBμV)	Margin (dB)	Limit (dBμV/m)	Factor (dB/m)	Type
1	*	2331.708	43.799	11.803	-10.201	54.000	31.997	AV
2		2390.000	41.186	9.333	-12.814	54.000	31.853	AV
3		2402.008	104.632	72.847	N/A	N/A	31.785	AV

Note 1: " * ", means this data is the worst emission level.

Note 2: Measure Level (dBμV/m) = Reading Level (dBμV) + Factor (dB/m).

Note 3: Factor (dB/m) = Cable Loss (dB) + Antenna Factor (dB/m).

Site: WZ-AC2	Test Date: 2024-03-12
Limit: FCC_2.4G_RE(3m)	Engineer: Bob Zhang
Probe: BBHA9120D_1457_1-18GHz	Polarity: Vertical
EUT: ACCESS POINT	Power: AC 120V/60Hz
Test Mode: Transmit by BLE 2Mbps at 2402MHz	

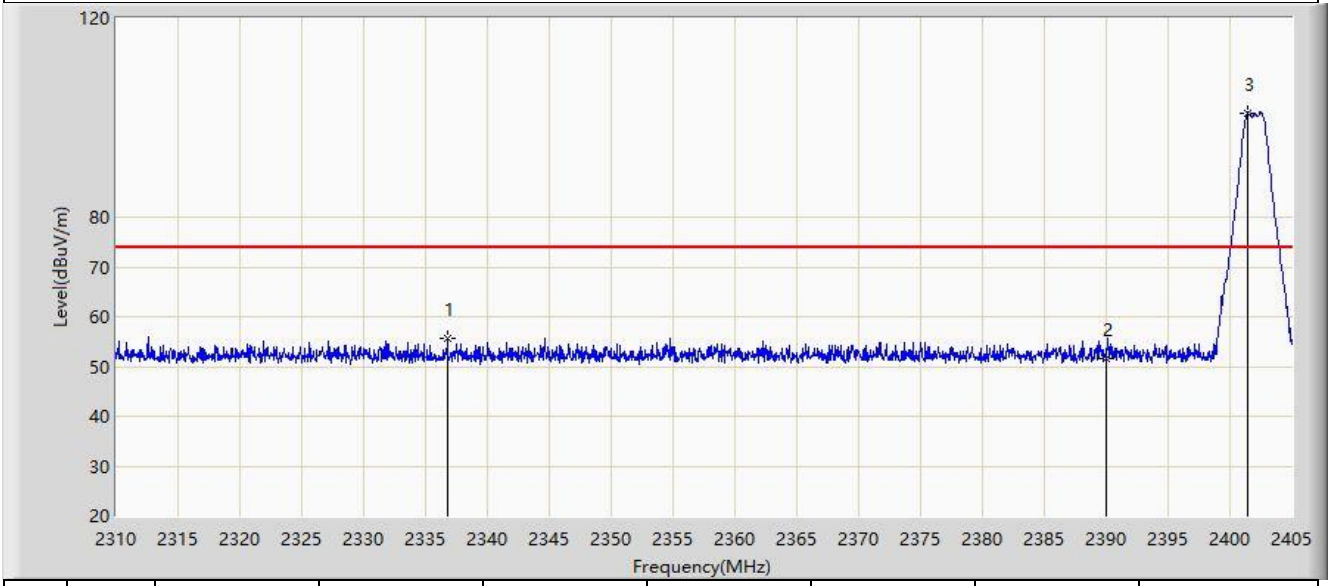

No	Mark	Frequency (MHz)	Measure Level (dBμV/m)	Reading Level (dBμV)	Margin (dB)	Limit (dBμV/m)	Factor (dB/m)	Type
1	*	2336.790	55.731	23.749	-18.269	74.000	31.982	PK
2		2390.000	51.737	19.884	-22.263	74.000	31.853	PK
3		2401.437	100.983	69.195	N/A	N/A	31.788	PK

Note 1: " * ", means this data is the worst emission level.

Note 2: Measure Level (dBμV/m) = Reading Level (dBμV) + Factor (dB/m).

Note 3: Factor (dB/m) = Cable Loss (dB) + Antenna Factor (dB/m).

Site: WZ-AC2	Test Date: 2024-03-12
Limit: FCC_2.4G_RE(3m)	Engineer: Bob Zhang
Probe: BBHA9120D_1457_1-18GHz	Polarity: Vertical
EUT: ACCESS POINT	Power: AC 120V/60Hz
Test Mode: Transmit by BLE 2Mbps at 2402MHz	

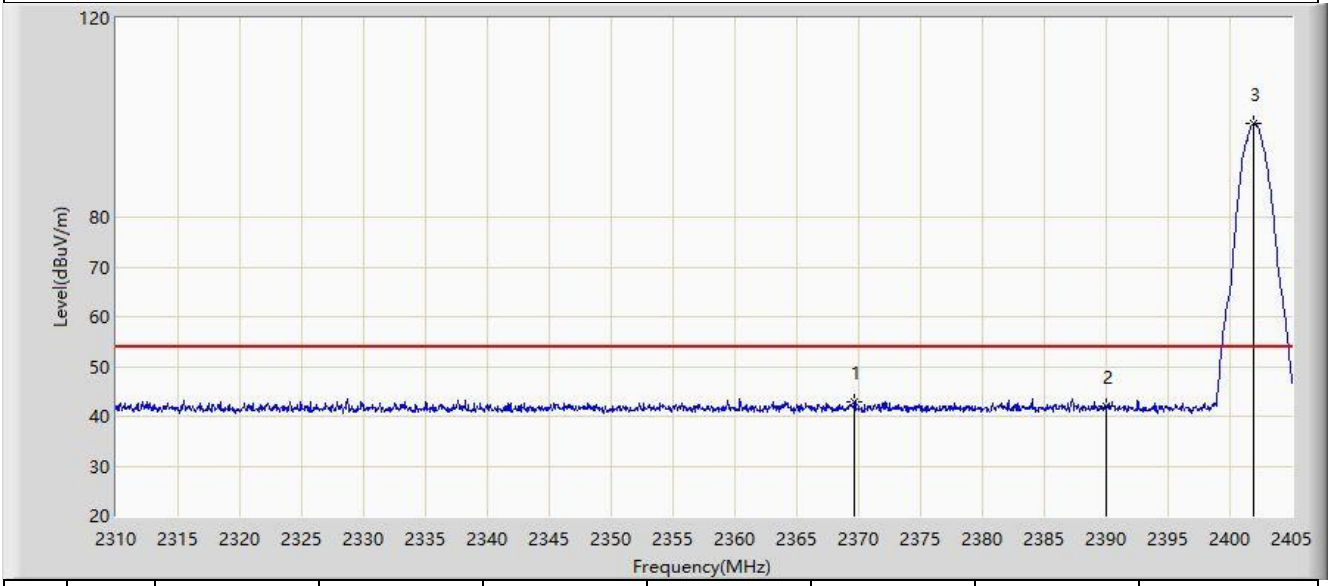

No	Mark	Frequency (MHz)	Measure Level (dBμV/m)	Reading Level (dBμV)	Margin (dB)	Limit (dBμV/m)	Factor (dB/m)	Type
1	*	2369.660	42.976	11.059	-11.024	54.000	31.918	AV
2		2390.000	41.967	10.114	-12.033	54.000	31.853	AV
3		2401.865	98.744	66.958	N/A	N/A	31.786	AV

Note 1: " * ", means this data is the worst emission level.

Note 2: Measure Level (dBμV/m) = Reading Level (dBμV) + Factor (dB/m).

Note 3: Factor (dB/m) = Cable Loss (dB) + Antenna Factor (dB/m).

Site: WZ-AC2	Test Date: 2024-03-12
Limit: FCC_2.4G_RE(3m)	Engineer: Bob Zhang
Probe: BBHA9120D_1457_1-18GHz	Polarity: Horizontal
EUT: ACCESS POINT	Power: AC 120V/60Hz
Test Mode: Transmit by BLE 2Mbps at 2480MHz	

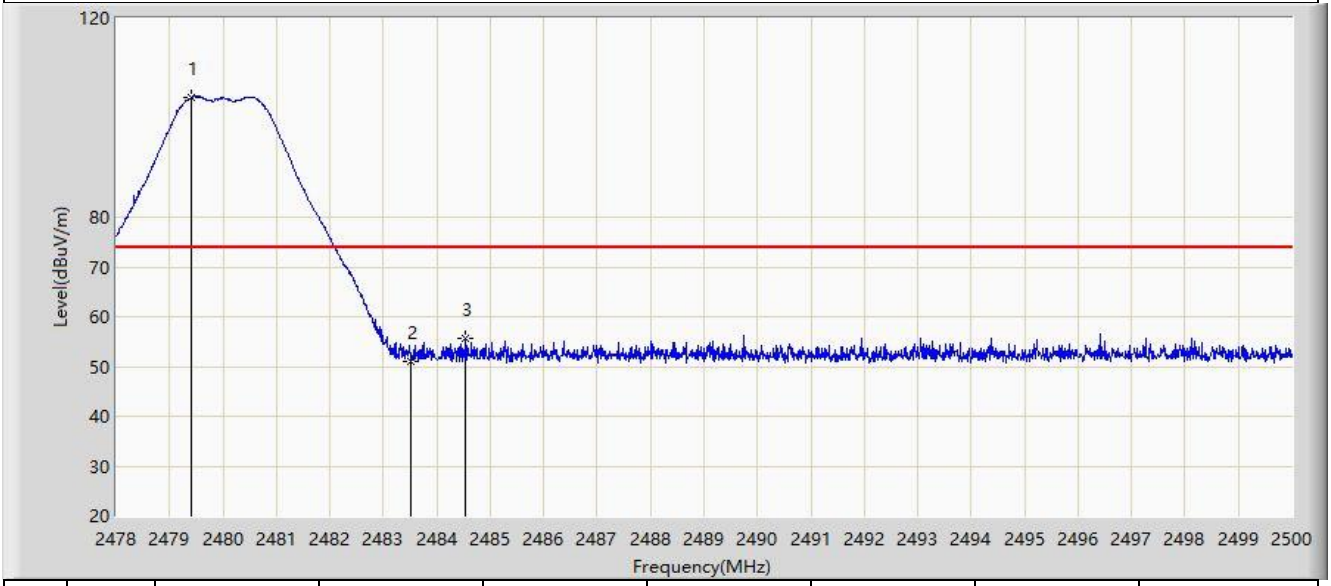

No	Mark	Frequency (MHz)	Measure Level (dBμV/m)	Reading Level (dBμV)	Margin (dB)	Limit (dBμV/m)	Factor (dB/m)	Type
1		2479.419	104.128	72.429	N/A	N/A	31.700	PK
2		2483.500	51.074	19.377	-22.926	74.000	31.696	PK
3	*	2484.545	55.633	23.937	-18.367	74.000	31.696	PK

Note 1: " * ", means this data is the worst emission level.

Note 2: Measure Level (dBμV/m) = Reading Level (dBμV) + Factor (dB/m).

Note 3: Factor (dB/m) = Cable Loss (dB) + Antenna Factor (dB/m).

Site: WZ-AC2	Test Date: 2024-03-12
Limit: FCC_2.4G_RE(3m)	Engineer: Bob Zhang
Probe: BBHA9120D_1457_1-18GHz	Polarity: Horizontal
EUT: ACCESS POINT	Power: AC 120V/60Hz
Test Mode: Transmit by BLE 2Mbps at 2480MHz	

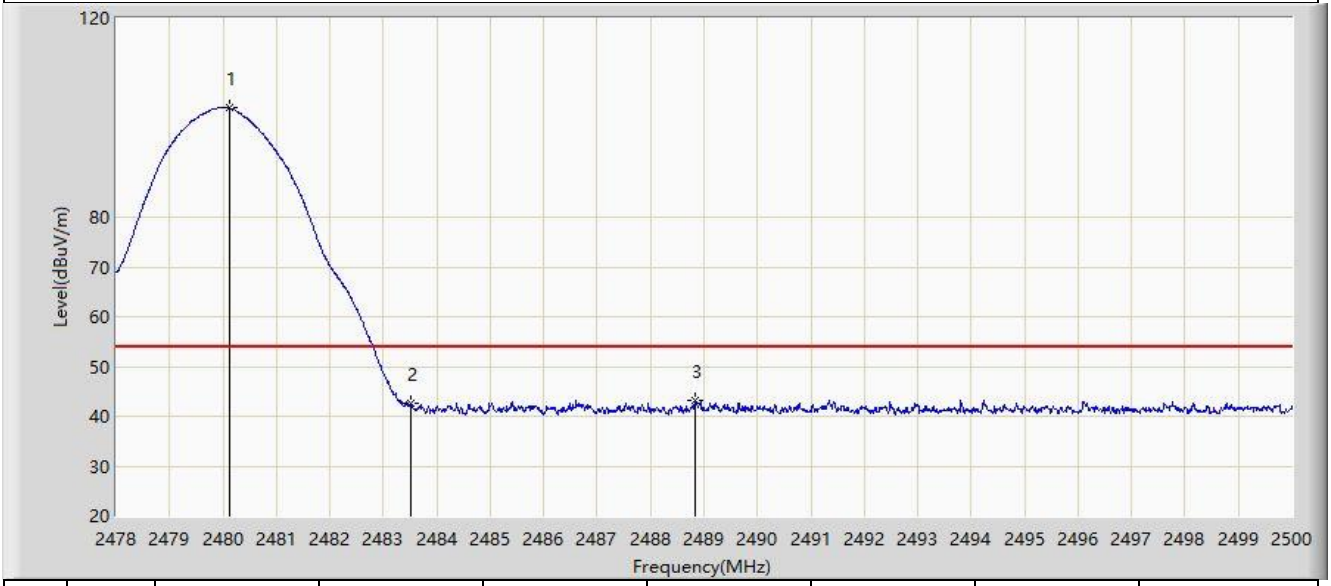

No	Mark	Frequency (MHz)	Measure Level (dBμV/m)	Reading Level (dBμV)	Margin (dB)	Limit (dBμV/m)	Factor (dB/m)	Type
1		2480.112	101.886	70.187	N/A	N/A	31.699	AV
2		2483.500	42.727	11.030	-11.273	54.000	31.696	AV
3	*	2488.835	43.283	11.589	-10.717	54.000	31.694	AV

Note 1: " * ", means this data is the worst emission level.

Note 2: Measure Level (dBμV/m) = Reading Level (dBμV) + Factor (dB/m).

Note 3: Factor (dB/m) = Cable Loss (dB) + Antenna Factor (dB/m).

Site: WZ-AC2	Test Date: 2024-03-12
Limit: FCC_2.4G_RE(3m)	Engineer: Bob Zhang
Probe: BBHA9120D_1457_1-18GHz	Polarity: Vertical
EUT: ACCESS POINT	Power: AC 120V/60Hz
Test Mode: Transmit by BLE 2Mbps at 2480MHz	

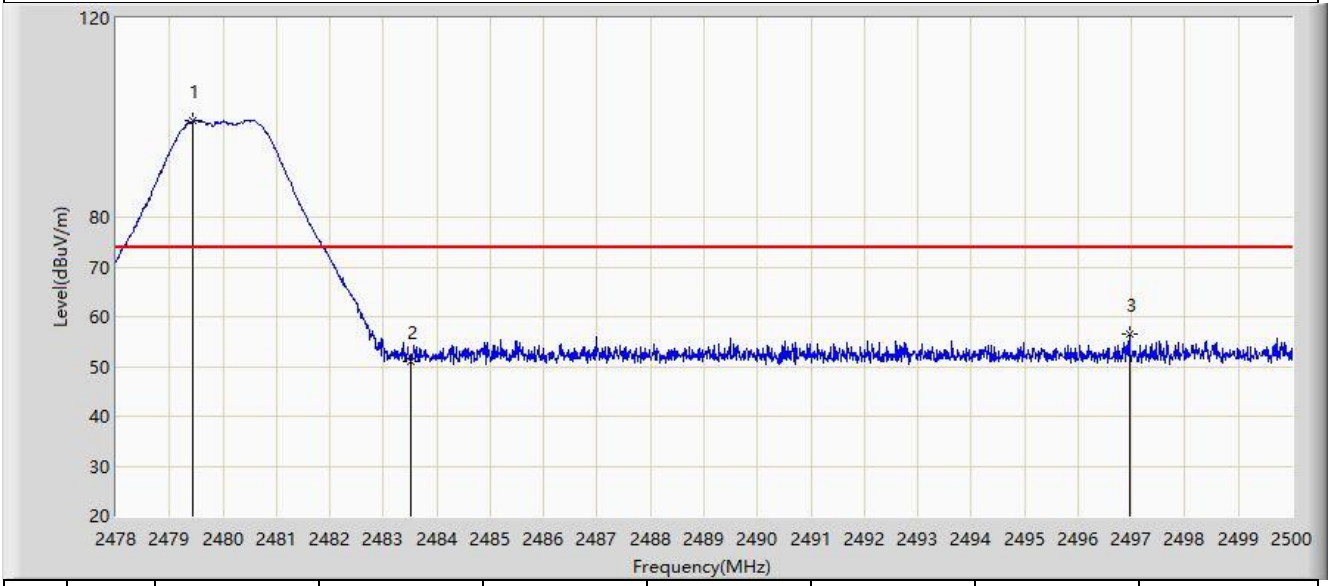

No	Mark	Frequency (MHz)	Measure Level (dBμV/m)	Reading Level (dBμV)	Margin (dB)	Limit (dBμV/m)	Factor (dB/m)	Type
1		2479.441	99.359	67.660	N/A	N/A	31.700	PK
2		2483.500	51.154	19.457	-22.846	74.000	31.696	PK
3	*	2496.964	56.564	24.867	-17.436	74.000	31.697	PK

Note 1: " * ", means this data is the worst emission level.

Note 2: Measure Level (dBμV/m) = Reading Level (dBμV) + Factor (dB/m).

Note 3: Factor (dB/m) = Cable Loss (dB) + Antenna Factor (dB/m).

Site: WZ-AC2	Test Date: 2024-03-12
Limit: FCC_2.4G_RE(3m)	Engineer: Bob Zhang
Probe: BBHA9120D_1457_1-18GHz	Polarity: Vertical
EUT: ACCESS POINT	Power: AC 120V/60Hz
Test Mode: Transmit by BLE 2Mbps at 2480MHz	

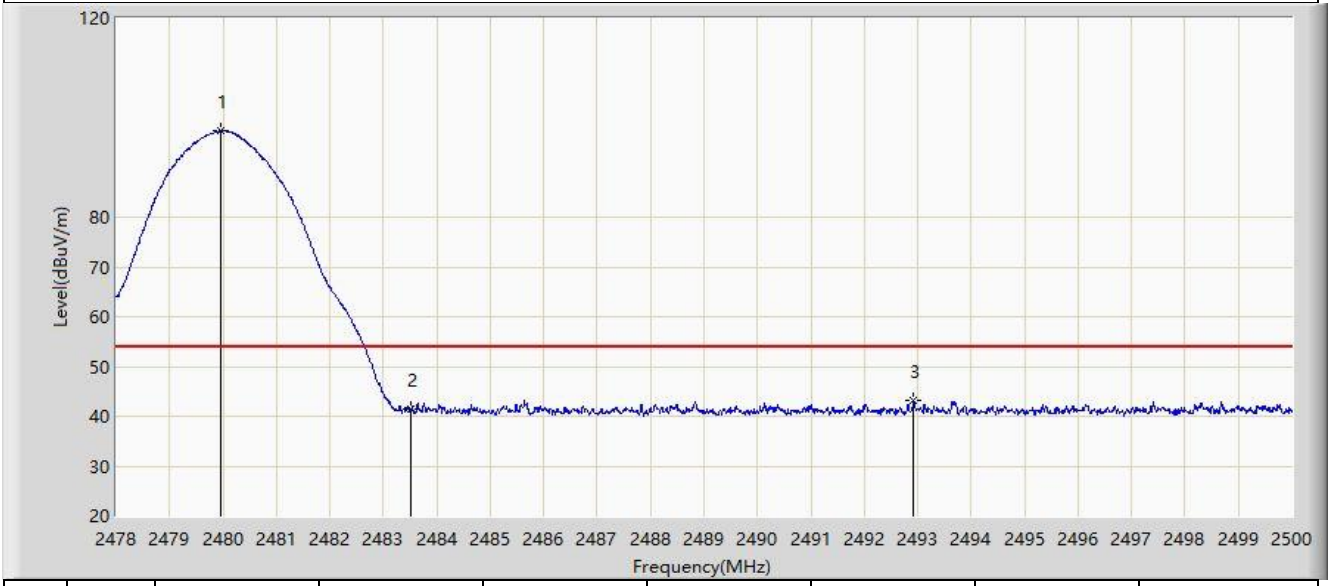

No	Mark	Frequency (MHz)	Measure Level (dBμV/m)	Reading Level (dBμV)	Margin (dB)	Limit (dBμV/m)	Factor (dB/m)	Type
1		2479.969	97.291	65.592	N/A	N/A	31.699	AV
2		2483.500	41.583	9.886	-12.417	54.000	31.696	AV
3	*	2492.927	43.239	11.546	-10.761	54.000	31.693	AV

Note 1: " * ", means this data is the worst emission level.

Note 2: Measure Level (dBμV/m) = Reading Level (dBμV) + Factor (dB/m).

Note 3: Factor (dB/m) = Cable Loss (dB) + Antenna Factor (dB/m).

Mode 2 - Filter 5#:

Site: WZ-AC2	Test Date: 2024-03-12
Limit: FCC_2.4G_RE(3m)	Engineer: Bob Zhang
Probe: BBHA9120D_1457_1-18GHz	Polarity: Horizontal
EUT: ACCESS POINT	Power: AC 120V/60Hz
Test Mode: Transmit by BLE 1Mbps at 2402MHz	

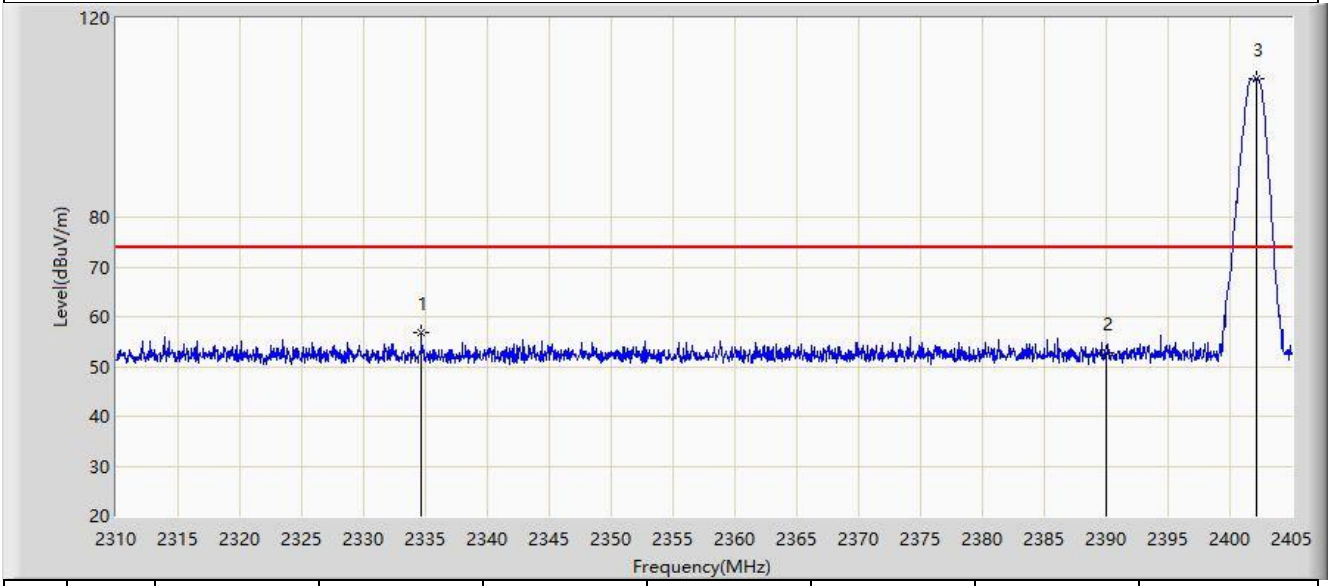

No	Mark	Frequency (MHz)	Measure Level (dBμV/m)	Reading Level (dBμV)	Margin (dB)	Limit (dBμV/m)	Factor (dB/m)	Type
1	*	2334.653	56.825	24.837	-17.175	74.000	31.988	PK
2		2390.000	52.685	20.832	-21.315	74.000	31.853	PK
3		2402.150	107.890	76.106	N/A	N/A	31.785	PK

Note 1: " * ", means this data is the worst emission level.

Note 2: Measure Level (dBμV/m) = Reading Level (dBμV) + Factor (dB/m).

Note 3: Factor (dB/m) = Cable Loss (dB) + Antenna Factor (dB/m).

Site: WZ-AC2	Test Date: 2024-03-12
Limit: FCC_2.4G_RE(3m)	Engineer: Bob Zhang
Probe: BBHA9120D_1457_1-18GHz	Polarity: Horizontal
EUT: ACCESS POINT	Power: AC 120V/60Hz
Test Mode: Transmit by BLE 1Mbps at 2402MHz	

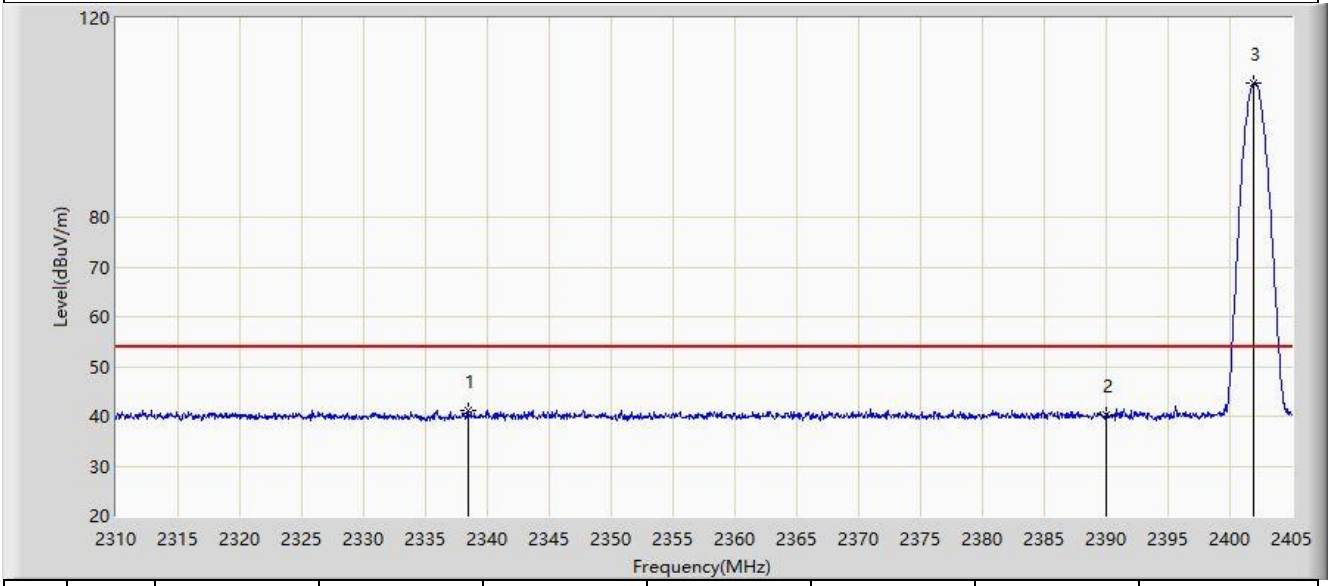

No	Mark	Frequency (MHz)	Measure Level (dBμV/m)	Reading Level (dBμV)	Margin (dB)	Limit (dBμV/m)	Factor (dB/m)	Type
1	*	2338.405	41.234	9.256	-12.766	54.000	31.978	AV
2		2390.000	40.259	8.406	-13.741	54.000	31.853	AV
3		2401.913	106.829	75.044	N/A	N/A	31.785	AV

Note 1: " * ", means this data is the worst emission level.

Note 2: Measure Level (dBμV/m) = Reading Level (dBμV) + Factor (dB/m).

Note 3: Factor (dB/m) = Cable Loss (dB) + Antenna Factor (dB/m).

Site: WZ-AC2	Test Date: 2024-03-12
Limit: FCC_2.4G_RE(3m)	Engineer: Bob Zhang
Probe: BBHA9120D_1457_1-18GHz	Polarity: Vertical
EUT: ACCESS POINT	Power: AC 120V/60Hz
Test Mode: Transmit by BLE 1Mbps at 2402MHz	

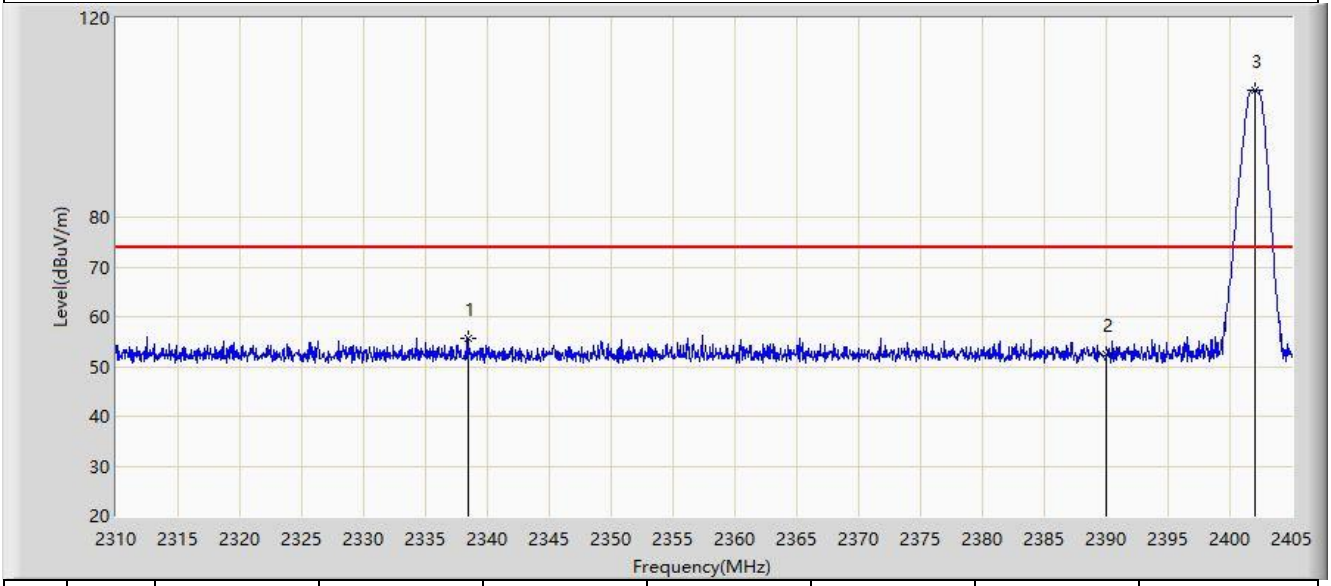

No	Mark	Frequency (MHz)	Measure Level (dBμV/m)	Reading Level (dBμV)	Margin (dB)	Limit (dBμV/m)	Factor (dB/m)	Type
1	*	2338.452	55.613	23.635	-18.387	74.000	31.978	PK
2		2390.000	52.400	20.547	-21.600	74.000	31.853	PK
3		2402.055	105.579	73.794	N/A	N/A	31.785	PK

Note 1: " * ", means this data is the worst emission level.

Note 2: Measure Level (dBμV/m) = Reading Level (dBμV) + Factor (dB/m).

Note 3: Factor (dB/m) = Cable Loss (dB) + Antenna Factor (dB/m).

Site: WZ-AC2	Test Date: 2024-03-12
Limit: FCC_2.4G_RE(3m)	Engineer: Bob Zhang
Probe: BBHA9120D_1457_1-18GHz	Polarity: Vertical
EUT: ACCESS POINT	Power: AC 120V/60Hz
Test Mode: Transmit by BLE 1Mbps at 2402MHz	

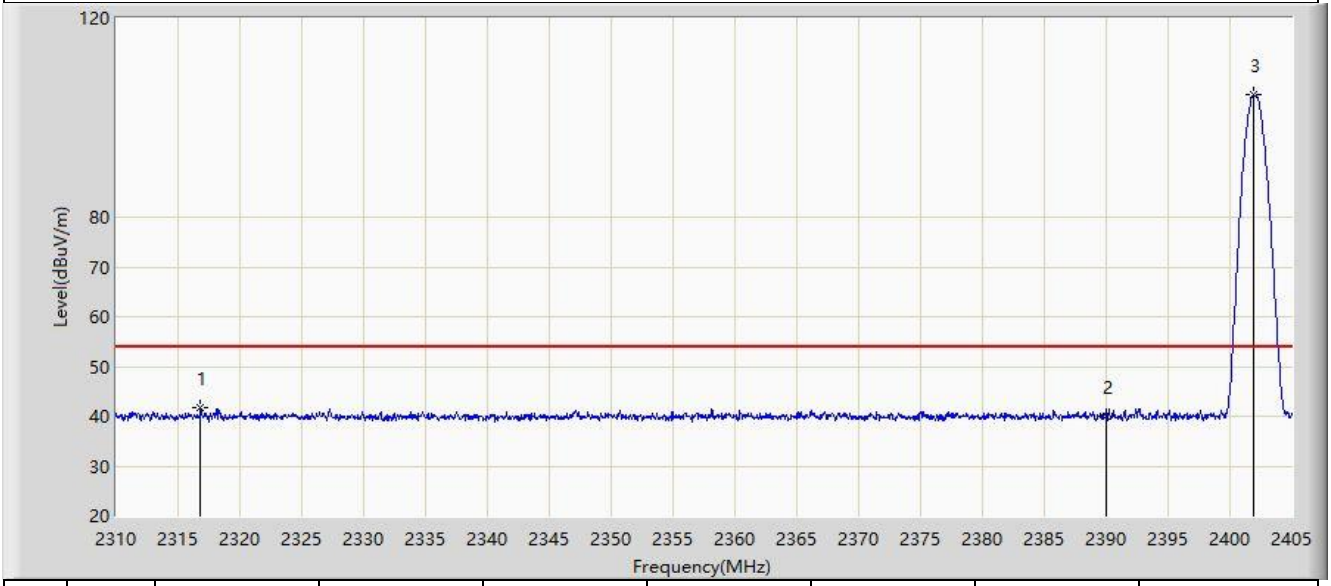

No	Mark	Frequency (MHz)	Measure Level (dBμV/m)	Reading Level (dBμV)	Margin (dB)	Limit (dBμV/m)	Factor (dB/m)	Type
1	*	2316.840	41.624	9.537	-12.376	54.000	32.086	AV
2		2390.000	40.089	8.236	-13.911	54.000	31.853	AV
3		2401.960	104.726	72.941	N/A	N/A	31.785	AV

Note 1: " * ", means this data is the worst emission level.

Note 2: Measure Level (dBμV/m) = Reading Level (dBμV) + Factor (dB/m).

Note 3: Factor (dB/m) = Cable Loss (dB) + Antenna Factor (dB/m).

Site: WZ-AC2	Test Date: 2024-03-12
Limit: FCC_2.4G_RE(3m)	Engineer: Bob Zhang
Probe: BBHA9120D_1457_1-18GHz	Polarity: Horizontal
EUT: ACCESS POINT	Power: AC 120V/60Hz
Test Mode: Transmit by BLE 2Mbps at 2402MHz	

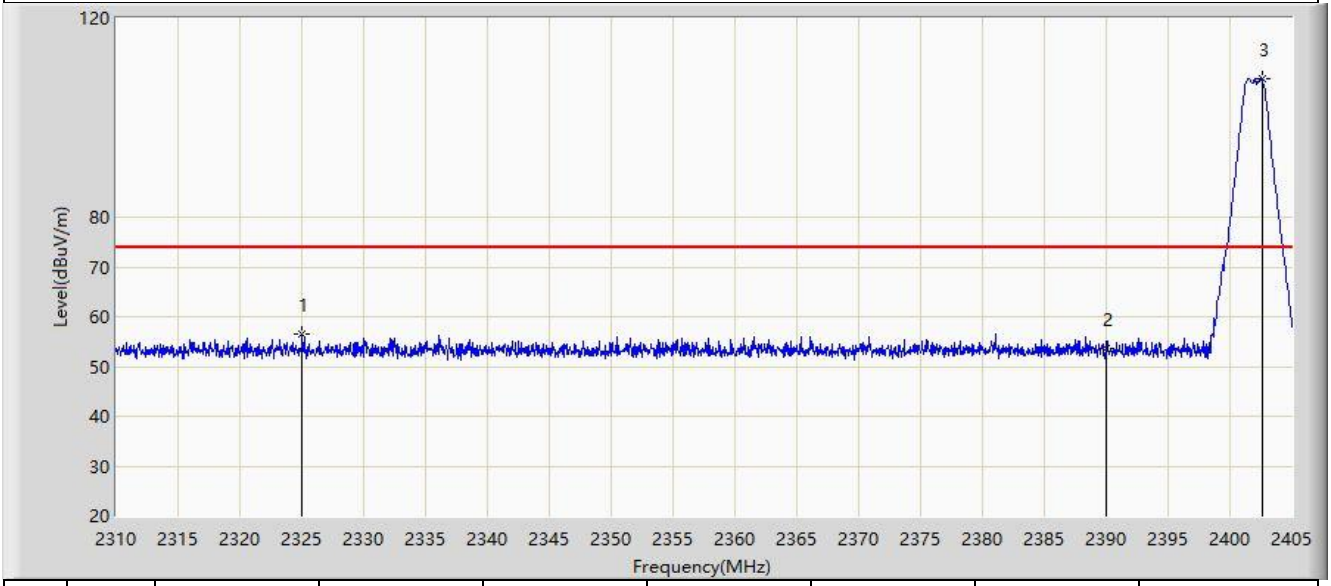

No	Mark	Frequency (MHz)	Measure Level (dBμV/m)	Reading Level (dBμV)	Margin (dB)	Limit (dBμV/m)	Factor (dB/m)	Type
1	*	2325.058	56.569	24.535	-17.431	74.000	32.033	PK
2		2390.000	53.502	21.649	-20.498	74.000	31.853	PK
3		2402.577	107.798	76.015	N/A	N/A	31.783	PK

Note 1: " * ", means this data is the worst emission level.

Note 2: Measure Level (dBμV/m) = Reading Level (dBμV) + Factor (dB/m).

Note 3: Factor (dB/m) = Cable Loss (dB) + Antenna Factor (dB/m).

Site: WZ-AC2	Test Date: 2024-03-12
Limit: FCC_2.4G_RE(3m)	Engineer: Bob Zhang
Probe: BBHA9120D_1457_1-18GHz	Polarity: Horizontal
EUT: ACCESS POINT	Power: AC 120V/60Hz
Test Mode: Transmit by BLE 2Mbps at 2402MHz	

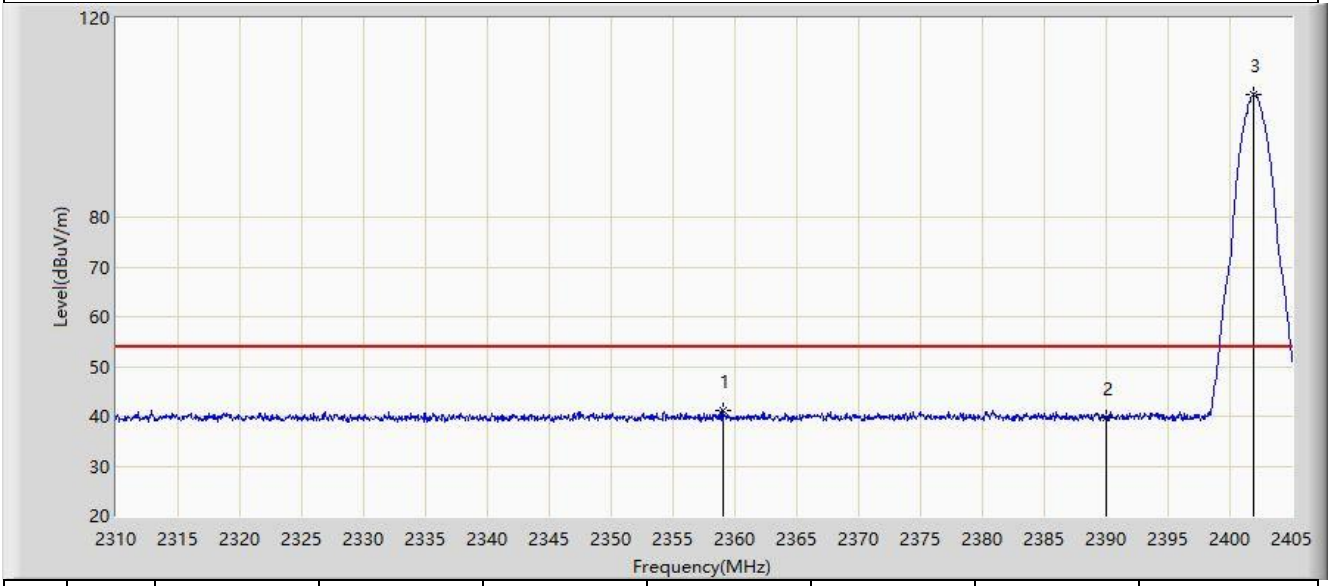

No	Mark	Frequency (MHz)	Measure Level (dBμV/m)	Reading Level (dBμV)	Margin (dB)	Limit (dBμV/m)	Factor (dB/m)	Type
1	*	2359.020	41.217	9.275	-12.783	54.000	31.941	AV
2		2390.000	39.747	7.894	-14.253	54.000	31.853	AV
3		2401.913	104.709	72.924	N/A	N/A	31.785	AV

Note 1: " * ", means this data is the worst emission level.

Note 2: Measure Level (dBμV/m) = Reading Level (dBμV) + Factor (dB/m).

Note 3: Factor (dB/m) = Cable Loss (dB) + Antenna Factor (dB/m).

Site: WZ-AC2	Test Date: 2024-03-12
Limit: FCC_2.4G_RE(3m)	Engineer: Bob Zhang
Probe: BBHA9120D_1457_1-18GHz	Polarity: Vertical
EUT: ACCESS POINT	Power: AC 120V/60Hz
Test Mode: Transmit by BLE 2Mbps at 2402MHz	

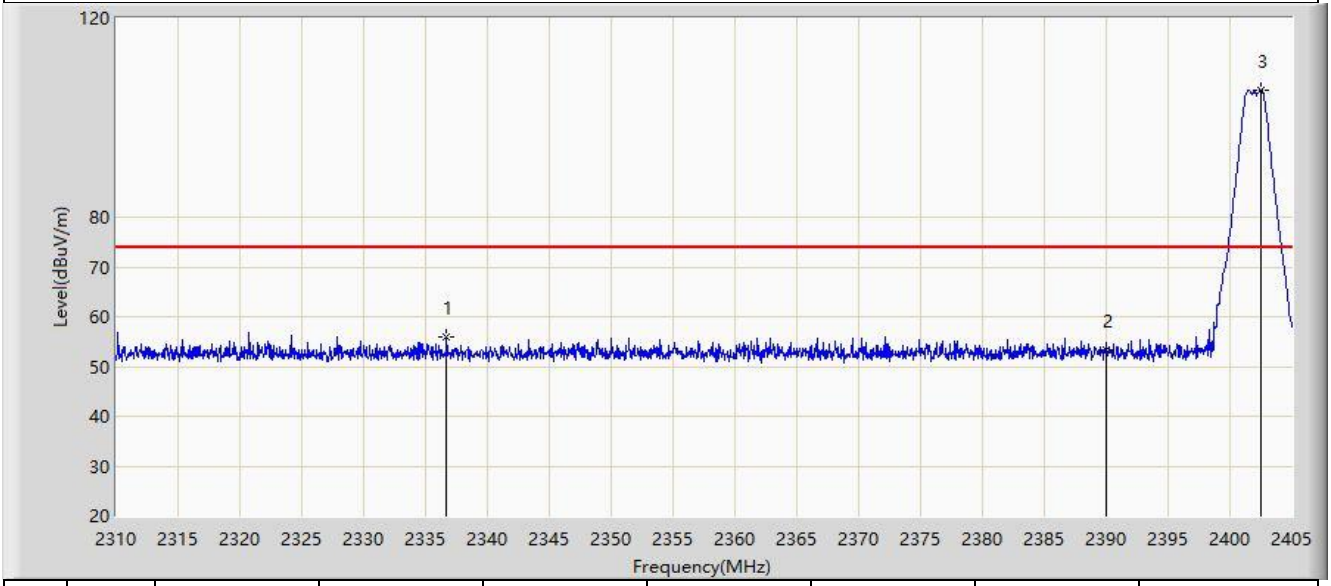

No	Mark	Frequency (MHz)	Measure Level (dBμV/m)	Reading Level (dBμV)	Margin (dB)	Limit (dBμV/m)	Factor (dB/m)	Type
1	*	2336.695	55.944	23.961	-18.056	74.000	31.983	PK
2		2390.000	53.336	21.483	-20.664	74.000	31.853	PK
3		2402.482	105.594	73.811	N/A	N/A	31.784	PK

Note 1: " * ", means this data is the worst emission level.

Note 2: Measure Level (dBμV/m) = Reading Level (dBμV) + Factor (dB/m).

Note 3: Factor (dB/m) = Cable Loss (dB) + Antenna Factor (dB/m).

Site: WZ-AC2	Test Date: 2024-03-12
Limit: FCC_2.4G_RE(3m)	Engineer: Bob Zhang
Probe: BBHA9120D_1457_1-18GHz	Polarity: Vertical
EUT: ACCESS POINT	Power: AC 120V/60Hz
Test Mode: Transmit by BLE 2Mbps at 2402MHz	

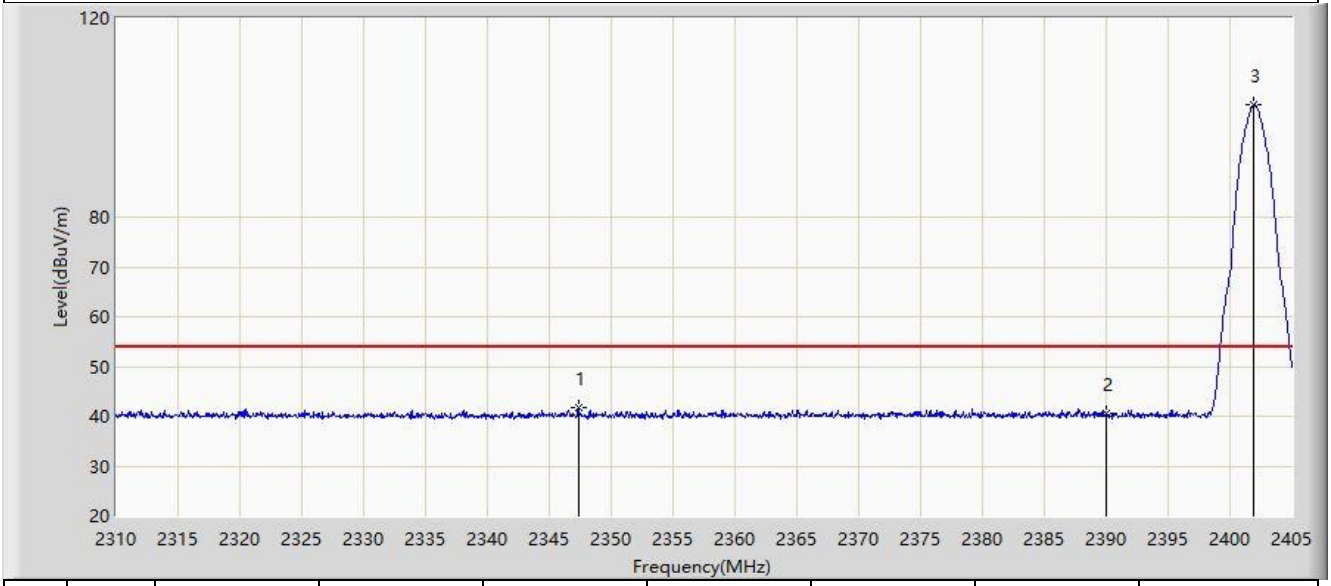

No	Mark	Frequency (MHz)	Measure Level (dBμV/m)	Reading Level (dBμV)	Margin (dB)	Limit (dBμV/m)	Factor (dB/m)	Type
1	*	2347.335	41.616	9.661	-12.384	54.000	31.955	AV
2		2390.000	40.501	8.648	-13.499	54.000	31.853	AV
3		2401.913	102.583	70.798	N/A	N/A	31.785	AV

Note 1: " * ", means this data is the worst emission level.

Note 2: Measure Level (dBμV/m) = Reading Level (dBμV) + Factor (dB/m).

Note 3: Factor (dB/m) = Cable Loss (dB) + Antenna Factor (dB/m).

Mode 2 – Filter 6#:

Site: WZ-AC2	Test Date: 2024-03-12
Limit: FCC_2.4G_RE(3m)	Engineer: Bob Zhang
Probe: BBHA9120D_1457_1-18GHz	Polarity: Horizontal
EUT: ACCESS POINT	Power: AC 120V/60Hz
Test Mode: Transmit by BLE 1Mbps at 2480MHz	

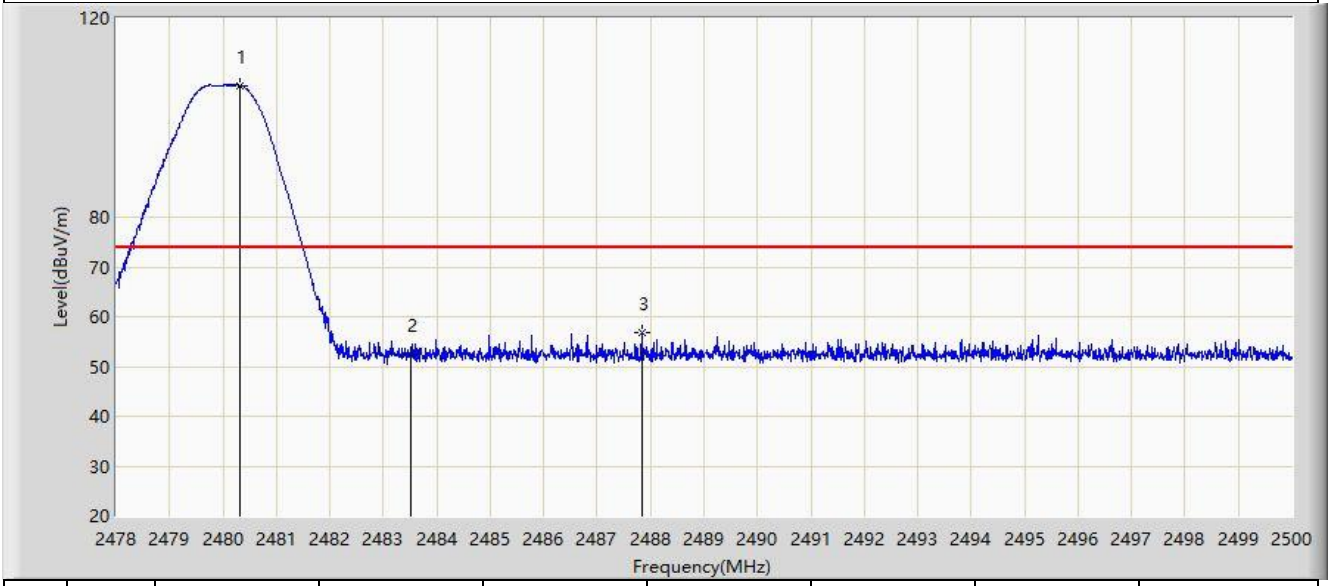

No	Mark	Frequency (MHz)	Measure Level (dBμV/m)	Reading Level (dBμV)	Margin (dB)	Limit (dBμV/m)	Factor (dB/m)	Type
1		2480.310	106.498	74.799	N/A	N/A	31.699	PK
2		2483.500	52.344	20.647	-21.656	74.000	31.696	PK
3	*	2487.834	56.946	25.252	-17.054	74.000	31.694	PK

Note 1: " * ", means this data is the worst emission level.

Note 2: Measure Level (dBμV/m) = Reading Level (dBμV) + Factor (dB/m).

Note 3: Factor (dB/m) = Cable Loss (dB) + Antenna Factor (dB/m).

Site: WZ-AC2	Test Date: 2024-03-12
Limit: FCC_2.4G_RE(3m)	Engineer: Bob Zhang
Probe: BBHA9120D_1457_1-18GHz	Polarity: Horizontal
EUT: ACCESS POINT	Power: AC 120V/60Hz
Test Mode: Transmit by BLE 1Mbps at 2480MHz	

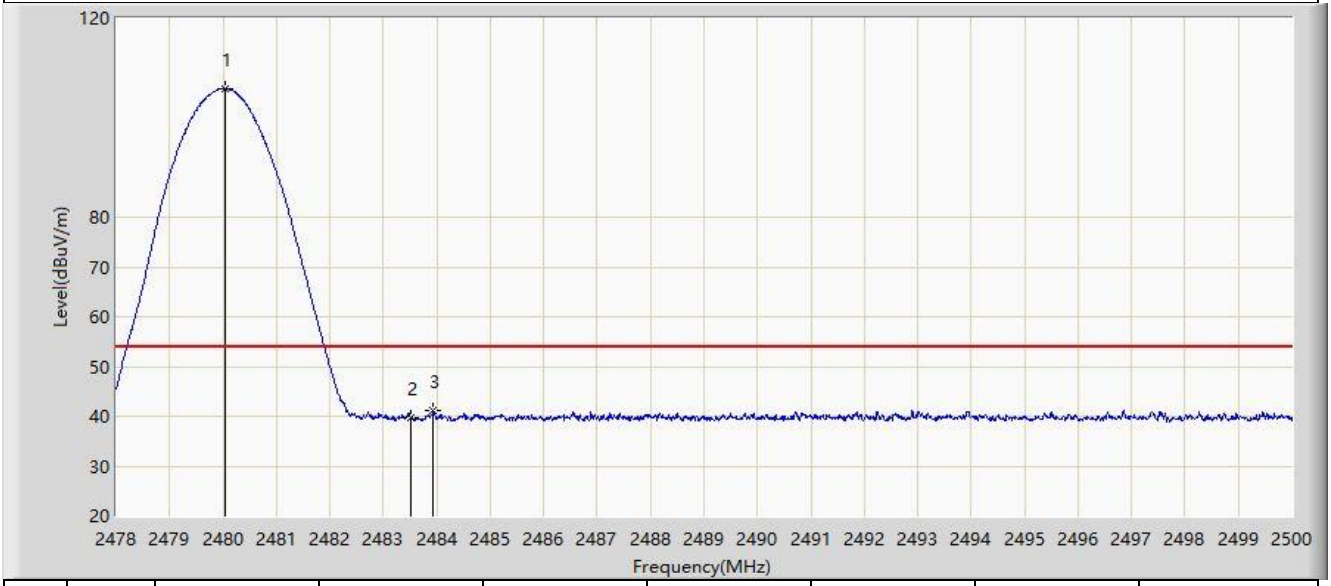

No	Mark	Frequency (MHz)	Measure Level (dBμV/m)	Reading Level (dBμV)	Margin (dB)	Limit (dBμV/m)	Factor (dB/m)	Type
1		2480.046	105.870	74.171	N/A	N/A	31.699	AV
2		2483.500	39.615	7.918	-14.385	54.000	31.696	AV
3	*	2483.940	41.152	9.455	-12.848	54.000	31.697	AV

Note 1: " * ", means this data is the worst emission level.

Note 2: Measure Level (dBμV/m) = Reading Level (dBμV) + Factor (dB/m).

Note 3: Factor (dB/m) = Cable Loss (dB) + Antenna Factor (dB/m).

Site: WZ-AC2	Test Date: 2024-03-12
Limit: FCC_2.4G_RE(3m)	Engineer: Bob Zhang
Probe: BBHA9120D_1457_1-18GHz	Polarity: Vertical
EUT: ACCESS POINT	Power: AC 120V/60Hz
Test Mode: Transmit by BLE 1Mbps at 2480MHz	

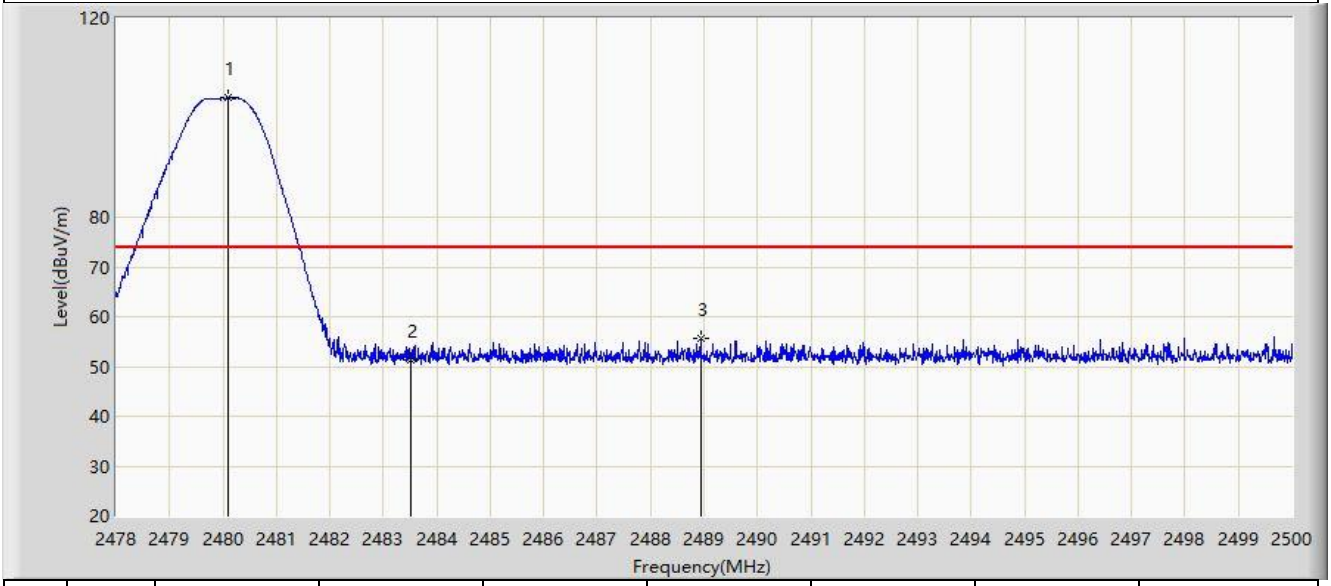

No	Mark	Frequency (MHz)	Measure Level (dBμV/m)	Reading Level (dBμV)	Margin (dB)	Limit (dBμV/m)	Factor (dB/m)	Type
1		2480.101	104.065	72.366	N/A	N/A	31.699	PK
2		2483.500	51.448	19.751	-22.552	74.000	31.696	PK
3	*	2488.934	55.635	23.941	-18.365	74.000	31.694	PK

Note 1: " * ", means this data is the worst emission level.

Note 2: Measure Level (dBμV/m) = Reading Level (dBμV) + Factor (dB/m).

Note 3: Factor (dB/m) = Cable Loss (dB) + Antenna Factor (dB/m).

Site: WZ-AC2	Test Date: 2024-03-12
Limit: FCC_2.4G_RE(3m)	Engineer: Bob Zhang
Probe: BBHA9120D_1457_1-18GHz	Polarity: Vertical
EUT: ACCESS POINT	Power: AC 120V/60Hz
Test Mode: Transmit by BLE 1Mbps at 2480MHz	

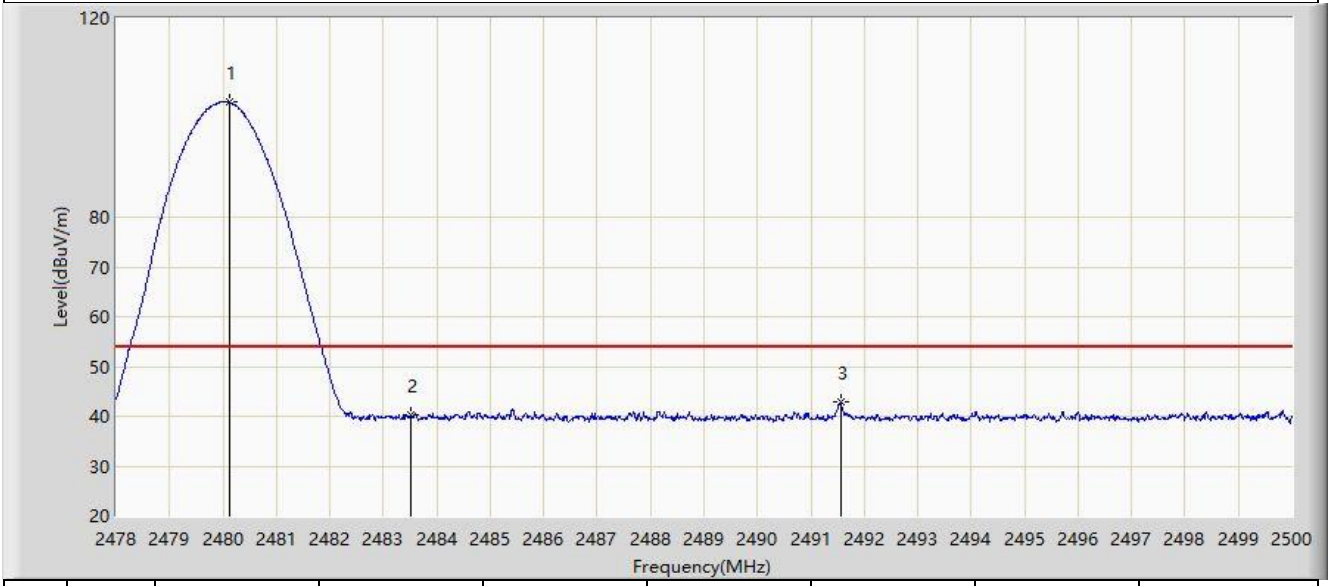

No	Mark	Frequency (MHz)	Measure Level (dBμV/m)	Reading Level (dBμV)	Margin (dB)	Limit (dBμV/m)	Factor (dB/m)	Type
1		2480.112	103.140	71.441	N/A	N/A	31.699	AV
2		2483.500	40.337	8.640	-13.663	54.000	31.696	AV
3	*	2491.563	42.828	11.136	-11.172	54.000	31.692	AV

Note 1: " * ", means this data is the worst emission level.

Note 2: Measure Level (dBμV/m) = Reading Level (dBμV) + Factor (dB/m).

Note 3: Factor (dB/m) = Cable Loss (dB) + Antenna Factor (dB/m).

Site: WZ-AC2	Test Date: 2024-03-12
Limit: FCC_2.4G_RE(3m)	Engineer: Bob Zhang
Probe: BBHA9120D_1457_1-18GHz	Polarity: Horizontal
EUT: ACCESS POINT	Power: AC 120V/60Hz
Test Mode: Transmit by BLE 2Mbps at 2480MHz	

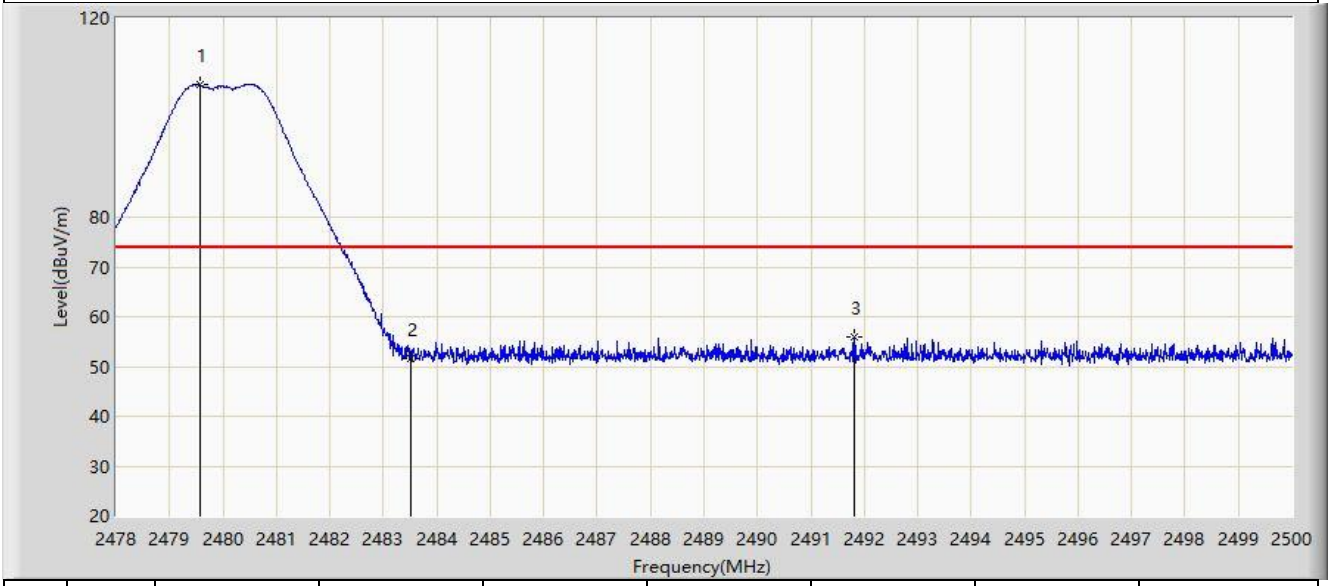

No	Mark	Frequency (MHz)	Measure Level (dBμV/m)	Reading Level (dBμV)	Margin (dB)	Limit (dBμV/m)	Factor (dB/m)	Type
1		2479.562	106.570	74.871	N/A	N/A	31.699	PK
2		2483.500	51.632	19.935	-22.368	74.000	31.696	PK
3	*	2491.816	55.892	24.200	-18.108	74.000	31.692	PK

Note 1: " * ", means this data is the worst emission level.

Note 2: Measure Level (dBμV/m) = Reading Level (dBμV) + Factor (dB/m).

Note 3: Factor (dB/m) = Cable Loss (dB) + Antenna Factor (dB/m).

Site: WZ-AC2	Test Date: 2024-03-12
Limit: FCC_2.4G_RE(3m)	Engineer: Bob Zhang
Probe: BBHA9120D_1457_1-18GHz	Polarity: Horizontal
EUT: ACCESS POINT	Power: AC 120V/60Hz
Test Mode: Transmit by BLE 2Mbps at 2480MHz	

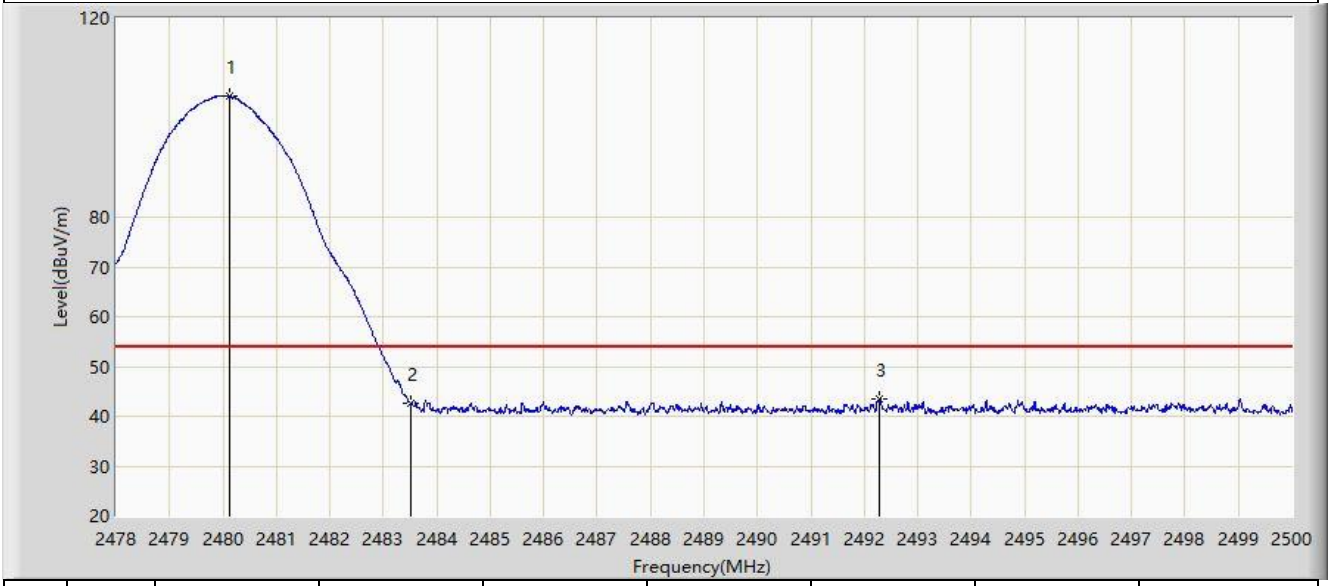

No	Mark	Frequency (MHz)	Measure Level (dBμV/m)	Reading Level (dBμV)	Margin (dB)	Limit (dBμV/m)	Factor (dB/m)	Type
1		2480.112	104.390	72.691	N/A	N/A	31.699	AV
2		2483.500	42.721	11.024	-11.279	54.000	31.696	AV
3	*	2492.289	43.554	11.862	-10.446	54.000	31.693	AV

Note 1: " * ", means this data is the worst emission level.

Note 2: Measure Level (dBμV/m) = Reading Level (dBμV) + Factor (dB/m).

Note 3: Factor (dB/m) = Cable Loss (dB) + Antenna Factor (dB/m).