Site: WZ-AC2	Test Date: 2024-03-12
Limit: FCC_2.4G_RE(3m)	Engineer: Bob Zhang
Probe: BBHA9120D_1457_1-18GHz	Polarity: Vertical
EUT: ACCESS POINT	Power: AC 120V/60Hz
Test Mode: Transmit by BLE 2Mbps at 2480MHz	

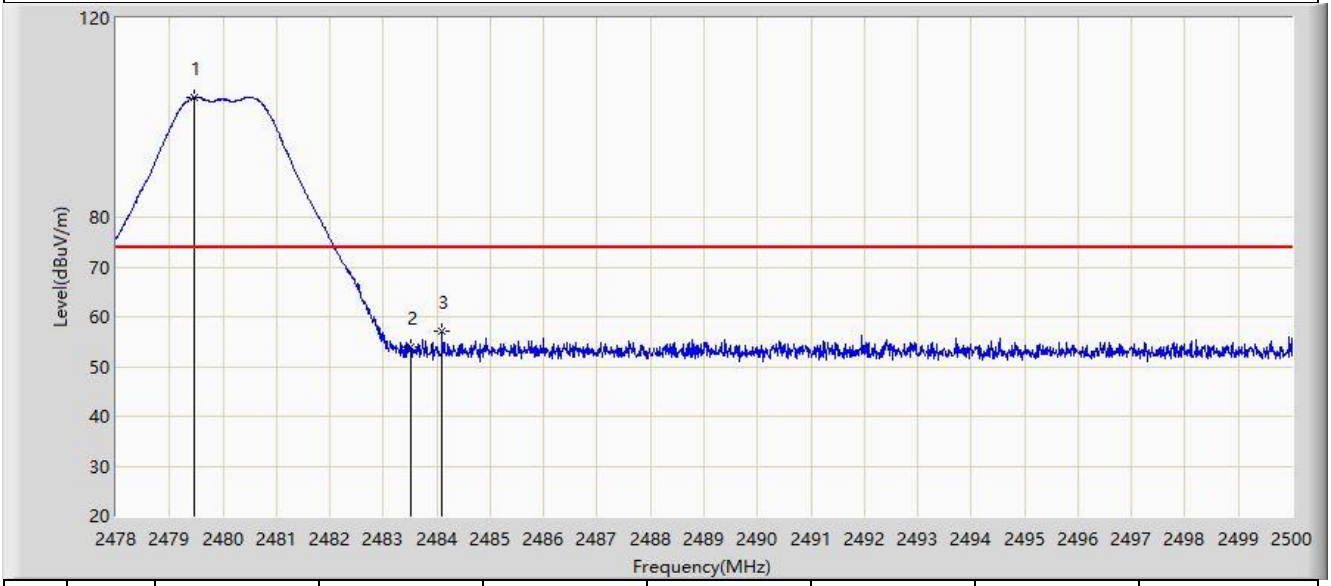

No	Mark	Frequency (MHz)	Measure Level (dBμV/m)	Reading Level (dBμV)	Margin (dB)	Limit (dBμV/m)	Factor (dB/m)	Type
1		2479.452	104.025	72.326	N/A	N/A	31.700	PK
2		2483.500	53.881	22.184	-20.119	74.000	31.696	PK
3	*	2484.105	57.181	25.484	-16.819	74.000	31.697	PK

Note 1: " * ", means this data is the worst emission level.

Note 2: Measure Level (dBμV/m) = Reading Level (dBμV) + Factor (dB/m).

Note 3: Factor (dB/m) = Cable Loss (dB) + Antenna Factor (dB/m).

Site: WZ-AC2	Test Date: 2024-03-12
Limit: FCC_2.4G_RE(3m)	Engineer: Bob Zhang
Probe: BBHA9120D_1457_1-18GHz	Polarity: Vertical
EUT: ACCESS POINT	Power: AC 120V/60Hz
Test Mode: Transmit by BLE 2Mbps at 2480MHz	

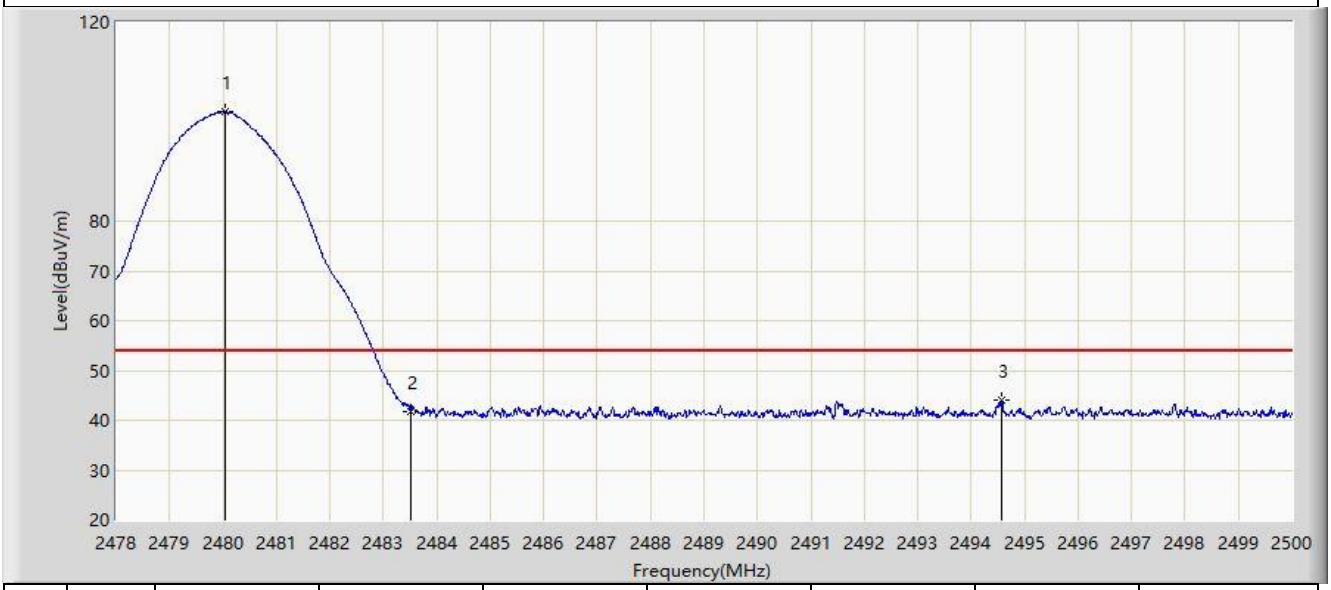

No	Mark	Frequency (MHz)	Measure Level (dBμV/m)	Reading Level (dBμV)	Margin (dB)	Limit (dBμV/m)	Factor (dB/m)	Type
1		2480.046	101.932	70.233	N/A	N/A	31.699	AV
2		2483.500	41.653	9.956	-12.347	54.000	31.696	AV
3	*	2494.577	43.921	12.227	-10.079	54.000	31.694	AV

Note 1: " * ", means this data is the worst emission level.

Note 2: Measure Level (dBμV/m) = Reading Level (dBμV) + Factor (dB/m).

Note 3: Factor (dB/m) = Cable Loss (dB) + Antenna Factor (dB/m).

Mode 3 – Filter 7#:

Site: WZ-AC2	Test Date: 2024-03-12
Limit: FCC_2.4G_RE(3m)	Engineer: Bob Zhang
Probe: BBHA9120D_1457_1-18GHz	Polarity: Horizontal
EUT: ACCESS POINT	Power: AC 120V/60Hz
Test Mode: Transmit by BLE 1Mbps at 2402MHz	

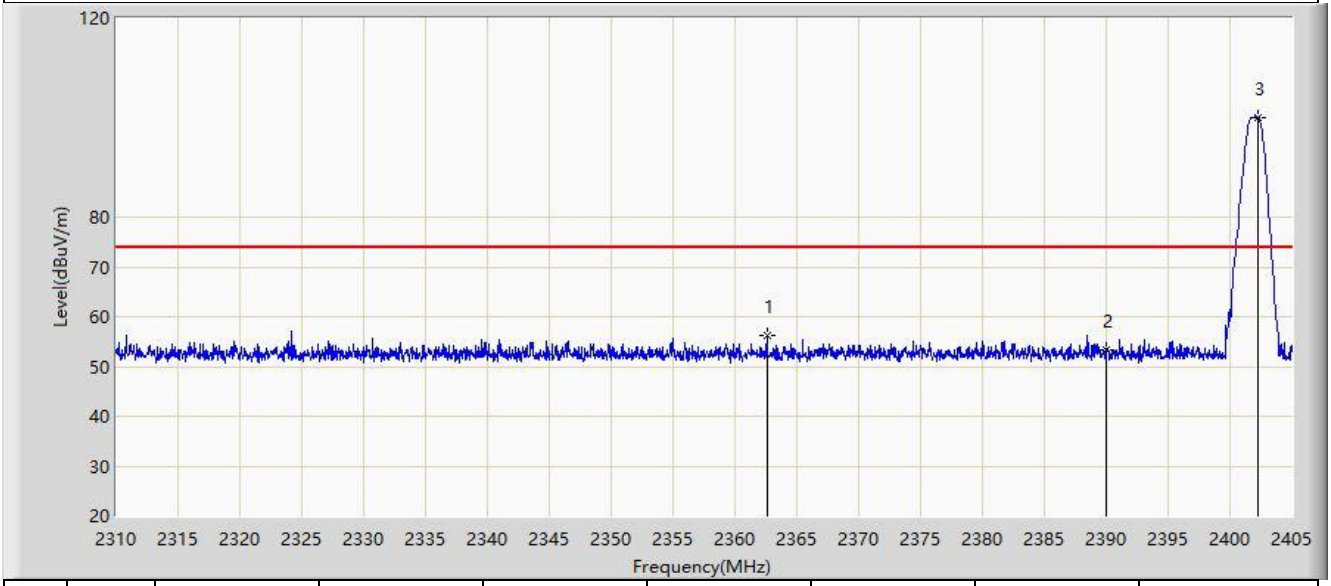

No	Mark	Frequency (MHz)	Measure Level (dBμV/m)	Reading Level (dBμV)	Margin (dB)	Limit (dBμV/m)	Factor (dB/m)	Type
1	*	2362.583	56.163	24.228	-17.837	74.000	31.935	PK
2		2390.000	53.237	21.384	-20.763	74.000	31.853	PK
3		2402.292	100.026	68.242	N/A	N/A	31.784	PK

Note 1: " * ", means this data is the worst emission level.

Note 2: Measure Level (dBμV/m) = Reading Level (dBμV) + Factor (dB/m).

Note 3: Factor (dB/m) = Cable Loss (dB) + Antenna Factor (dB/m).

Site: WZ-AC2	Test Date: 2024-03-12
Limit: FCC_2.4G_RE(3m)	Engineer: Bob Zhang
Probe: BBHA9120D_1457_1-18GHz	Polarity: Horizontal
EUT: ACCESS POINT	Power: AC 120V/60Hz
Test Mode: Transmit by BLE 1Mbps at 2402MHz	

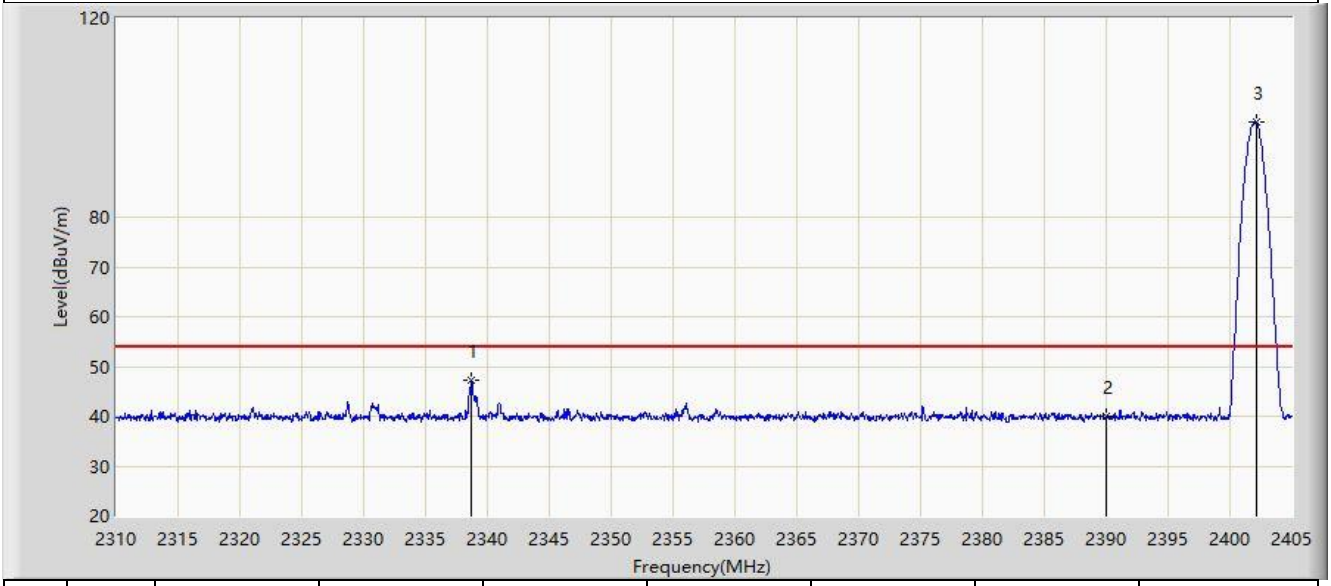

No	Mark	Frequency (MHz)	Measure Level (dBμV/m)	Reading Level (dBμV)	Margin (dB)	Limit (dBμV/m)	Factor (dB/m)	Type
1	*	2338.738	47.351	15.374	-6.649	54.000	31.977	AV
2		2390.000	39.900	8.047	-14.100	54.000	31.853	AV
3		2402.150	99.075	67.291	N/A	N/A	31.785	AV

Note 1: " * ", means this data is the worst emission level.

Note 2: Measure Level (dBμV/m) = Reading Level (dBμV) + Factor (dB/m).

Note 3: Factor (dB/m) = Cable Loss (dB) + Antenna Factor (dB/m).

Site: WZ-AC2	Test Date: 2024-03-12
Limit: FCC_2.4G_RE(3m)	Engineer: Bob Zhang
Probe: BBHA9120D_1457_1-18GHz	Polarity: Vertical
EUT: ACCESS POINT	Power: AC 120V/60Hz
Test Mode: Transmit by BLE 1Mbps at 2402MHz	

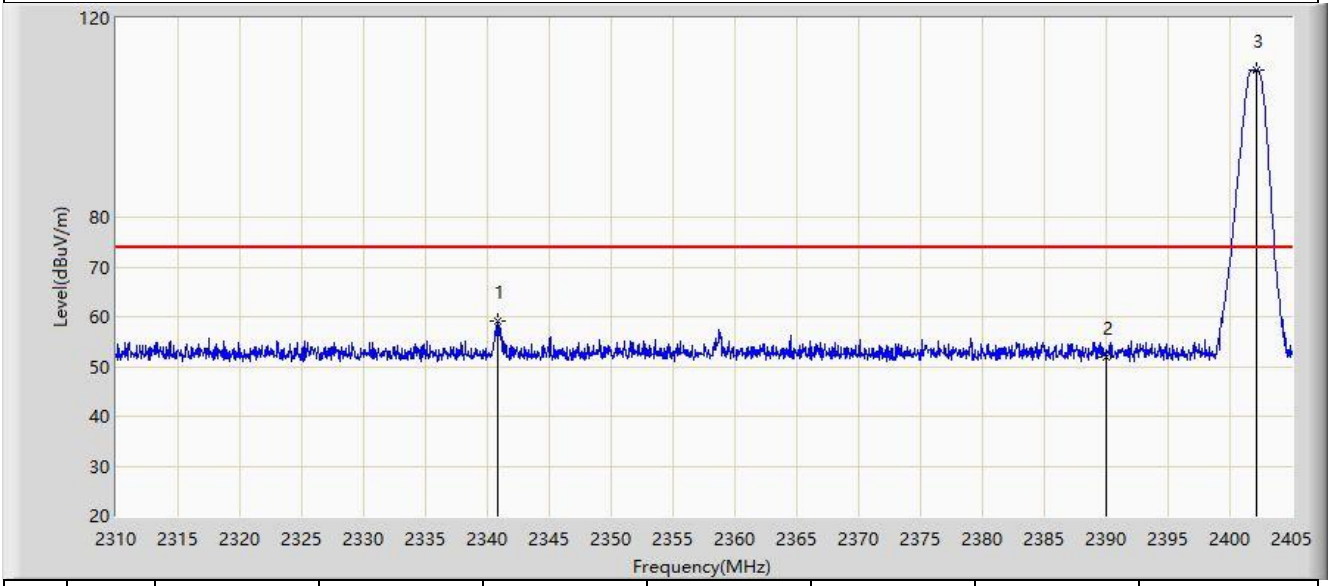

No	Mark	Frequency (MHz)	Measure Level (dBμV/m)	Reading Level (dBμV)	Margin (dB)	Limit (dBμV/m)	Factor (dB/m)	Type
1	*	2340.875	59.127	27.156	-14.873	74.000	31.971	PK
2		2390.000	52.005	20.152	-21.995	74.000	31.853	PK
3		2402.103	109.676	77.892	N/A	N/A	31.785	PK

Note 1: " * ", means this data is the worst emission level.

Note 2: Measure Level (dBμV/m) = Reading Level (dBμV) + Factor (dB/m).

Note 3: Factor (dB/m) = Cable Loss (dB) + Antenna Factor (dB/m).

Site: WZ-AC2	Test Date: 2024-03-12
Limit: FCC_2.4G_RE(3m)	Engineer: Bob Zhang
Probe: BBHA9120D_1457_1-18GHz	Polarity: Vertical
EUT: ACCESS POINT	Power: AC 120V/60Hz
Test Mode: Transmit by BLE 1Mbps at 2402MHz	

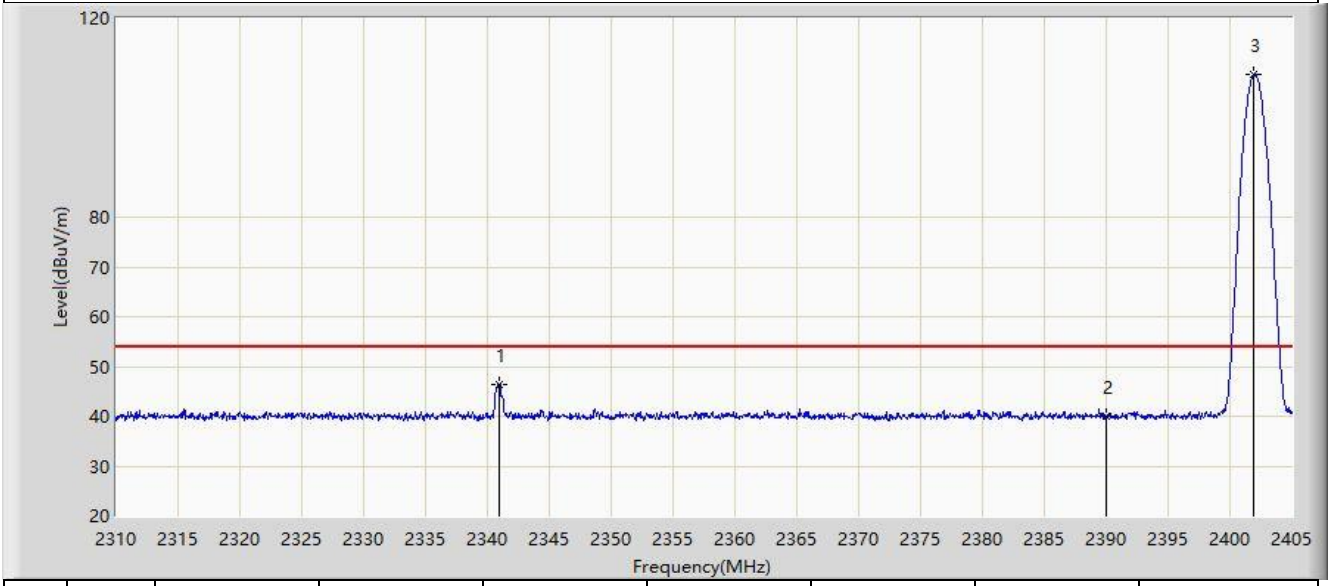

No	Mark	Frequency (MHz)	Measure Level (dBμV/m)	Reading Level (dBμV)	Margin (dB)	Limit (dBμV/m)	Factor (dB/m)	Type
1	*	2340.970	46.469	14.498	-7.531	54.000	31.971	AV
2		2390.000	39.947	8.094	-14.053	54.000	31.853	AV
3		2401.960	108.751	76.966	N/A	N/A	31.785	AV

Note 1: " * ", means this data is the worst emission level.

Note 2: Measure Level (dBμV/m) = Reading Level (dBμV) + Factor (dB/m).

Note 3: Factor (dB/m) = Cable Loss (dB) + Antenna Factor (dB/m).

Site: WZ-AC2	Test Date: 2024-03-12
Limit: FCC_2.4G_RE(3m)	Engineer: Bob Zhang
Probe: BBHA9120D_1457_1-18GHz	Polarity: Horizontal
EUT: ACCESS POINT	Power: AC 120V/60Hz
Test Mode: Transmit by BLE 1Mbps at 2480MHz	

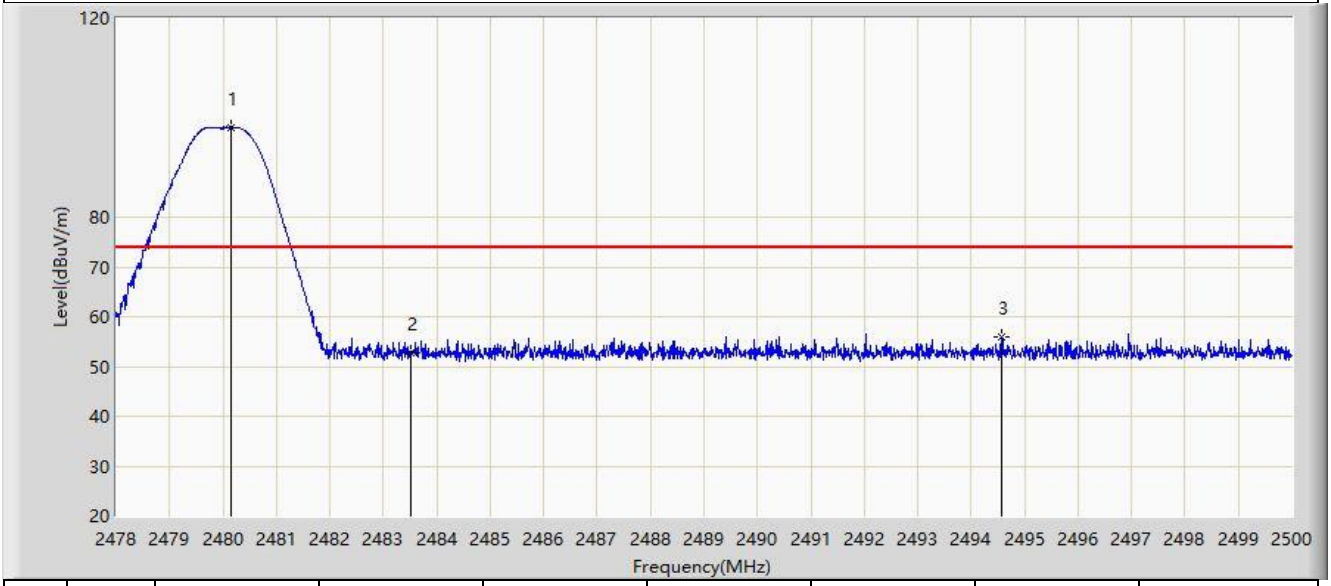

No	Mark	Frequency (MHz)	Measure Level (dBμV/m)	Reading Level (dBμV)	Margin (dB)	Limit (dBμV/m)	Factor (dB/m)	Type
1		2480.145	98.109	66.410	N/A	N/A	31.699	PK
2		2483.500	52.827	21.130	-21.173	74.000	31.696	PK
3	*	2494.566	55.929	24.235	-18.071	74.000	31.694	PK

Note 1: " * ", means this data is the worst emission level.

Note 2: Measure Level (dBμV/m) = Reading Level (dBμV) + Factor (dB/m).

Note 3: Factor (dB/m) = Cable Loss (dB) + Antenna Factor (dB/m).

Site: WZ-AC2	Test Date: 2024-03-12
Limit: FCC_2.4G_RE(3m)	Engineer: Bob Zhang
Probe: BBHA9120D_1457_1-18GHz	Polarity: Horizontal
EUT: ACCESS POINT	Power: AC 120V/60Hz
Test Mode: Transmit by BLE 1Mbps at 2480MHz	

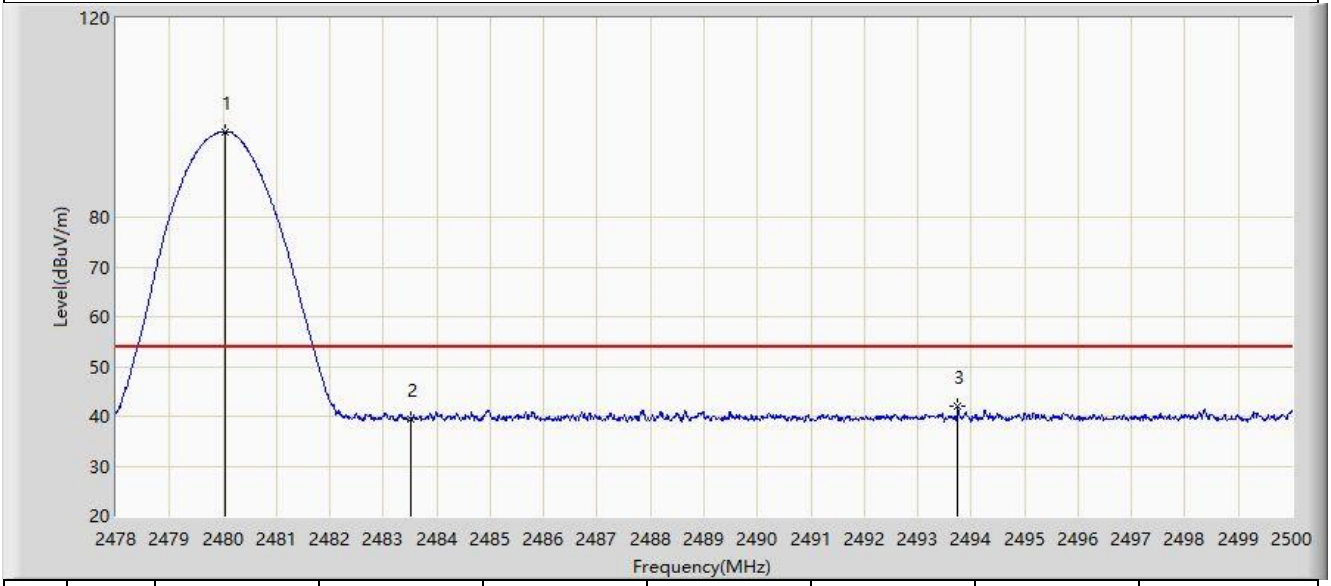

No	Mark	Frequency (MHz)	Measure Level (dBμV/m)	Reading Level (dBμV)	Margin (dB)	Limit (dBμV/m)	Factor (dB/m)	Type
1		2480.046	97.219	65.520	N/A	N/A	31.699	AV
2		2483.500	39.490	7.793	-14.510	54.000	31.696	AV
3	*	2493.741	42.005	10.311	-11.995	54.000	31.693	AV

Note 1: " * ", means this data is the worst emission level.

Note 2: Measure Level (dBμV/m) = Reading Level (dBμV) + Factor (dB/m).

Note 3: Factor (dB/m) = Cable Loss (dB) + Antenna Factor (dB/m).

Site: WZ-AC2	Test Date: 2024-03-12
Limit: FCC_2.4G_RE(3m)	Engineer: Bob Zhang
Probe: BBHA9120D_1457_1-18GHz	Polarity: Vertical
EUT: ACCESS POINT	Power: AC 120V/60Hz
Test Mode: Transmit by BLE 1Mbps at 2480MHz	

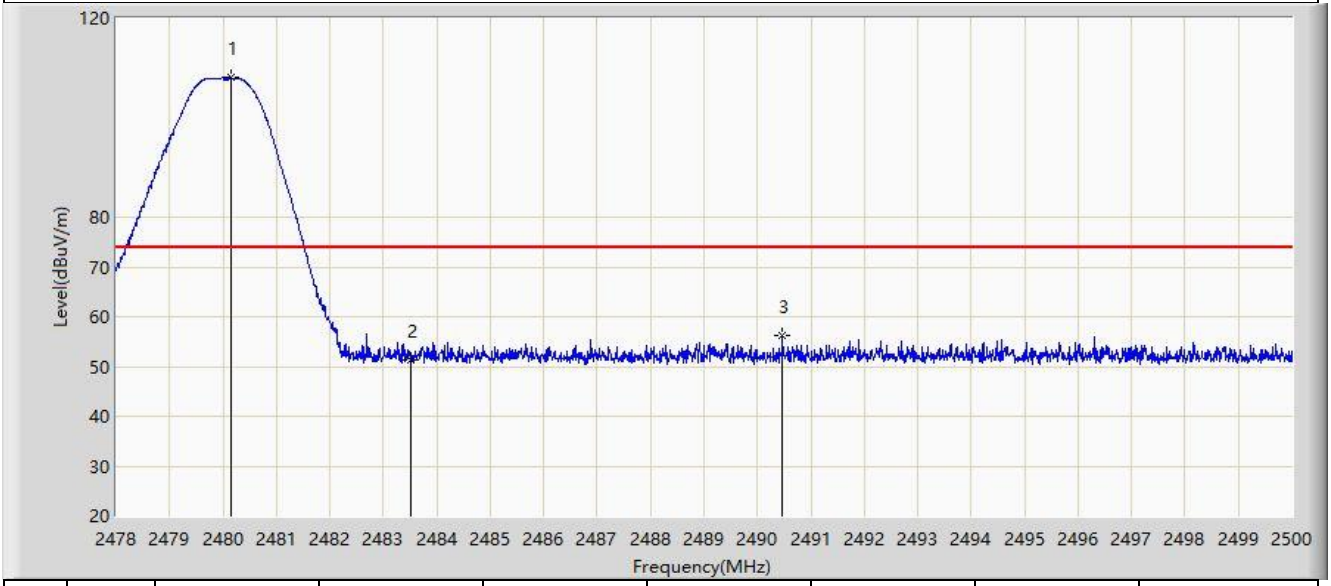

No	Mark	Frequency (MHz)	Measure Level (dBμV/m)	Reading Level (dBμV)	Margin (dB)	Limit (dBμV/m)	Factor (dB/m)	Type
1		2480.145	108.050	76.351	N/A	N/A	31.699	PK
2		2483.500	51.311	19.614	-22.689	74.000	31.696	PK
3	*	2490.474	56.144	24.451	-17.856	74.000	31.693	PK

Note 1: " * ", means this data is the worst emission level.

Note 2: Measure Level (dBμV/m) = Reading Level (dBμV) + Factor (dB/m).

Note 3: Factor (dB/m) = Cable Loss (dB) + Antenna Factor (dB/m).

Site: WZ-AC2	Test Date: 2024-03-12
Limit: FCC_2.4G_RE(3m)	Engineer: Bob Zhang
Probe: BBHA9120D_1457_1-18GHz	Polarity: Vertical
EUT: ACCESS POINT	Power: AC 120V/60Hz
Test Mode: Transmit by BLE 1Mbps at 2480MHz	

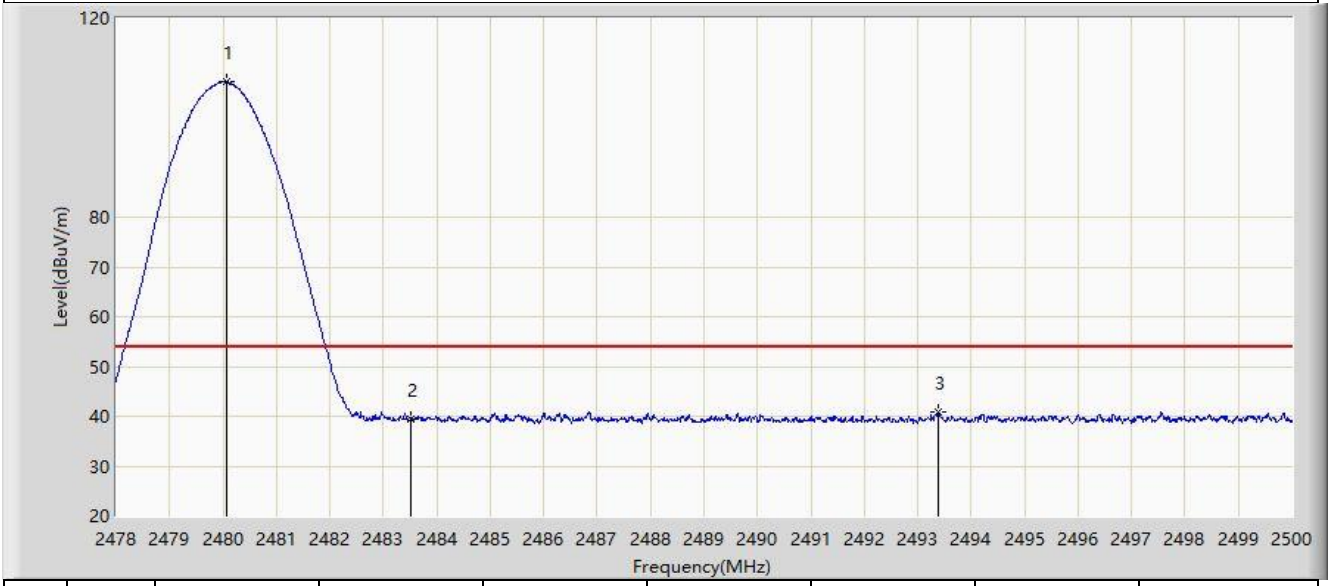

No	Mark	Frequency (MHz)	Measure Level (dBμV/m)	Reading Level (dBμV)	Margin (dB)	Limit (dBμV/m)	Factor (dB/m)	Type
1		2480.079	107.144	75.445	N/A	N/A	31.699	AV
2		2483.500	39.392	7.695	-14.608	54.000	31.696	AV
3	*	2493.389	40.739	9.046	-13.261	54.000	31.694	AV

Note 1: " * ", means this data is the worst emission level.

Note 2: Measure Level (dBμV/m) = Reading Level (dBμV) + Factor (dB/m).

Note 3: Factor (dB/m) = Cable Loss (dB) + Antenna Factor (dB/m).

Site: WZ-AC2	Test Date: 2024-03-12
Limit: FCC_2.4G_RE(3m)	Engineer: Bob Zhang
Probe: BBHA9120D_1457_1-18GHz	Polarity: Horizontal
EUT: ACCESS POINT	Power: AC 120V/60Hz
Test Mode: Transmit by BLE 2Mbps at 2402MHz	

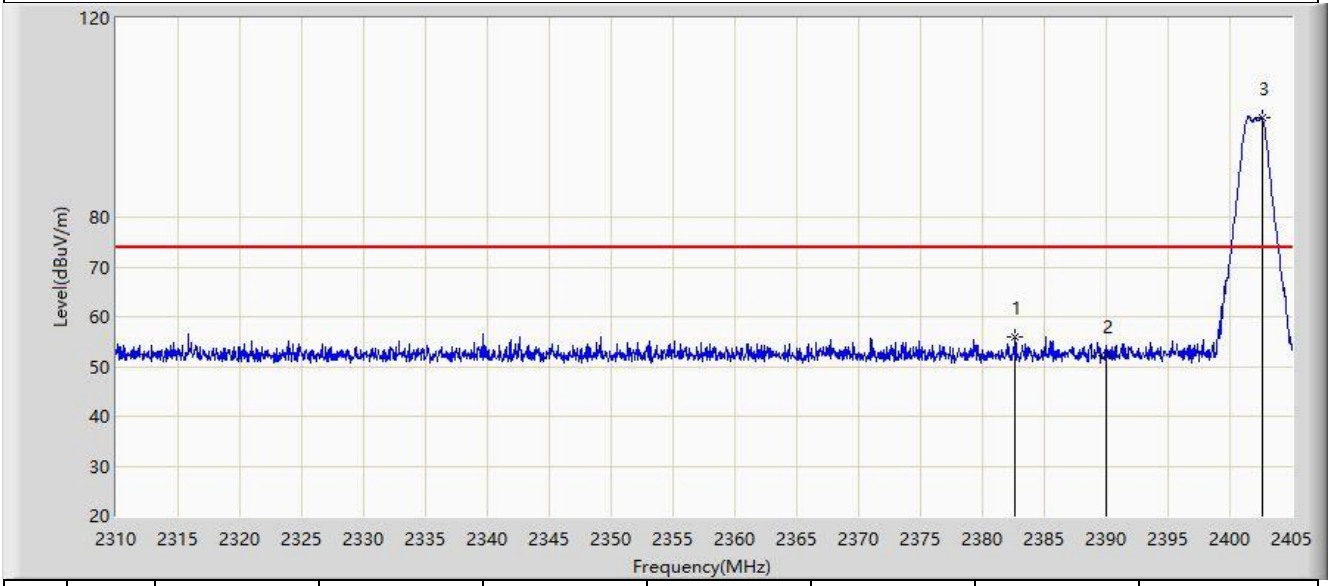

No	Mark	Frequency (MHz)	Measure Level (dBμV/m)	Reading Level (dBμV)	Margin (dB)	Limit (dBμV/m)	Factor (dB/m)	Type
1	*	2382.675	55.883	23.994	-18.117	74.000	31.889	PK
2		2390.000	52.168	20.315	-21.832	74.000	31.853	PK
3		2402.577	100.040	68.257	N/A	N/A	31.783	PK

Note 1: " * ", means this data is the worst emission level.

Note 2: Measure Level (dBμV/m) = Reading Level (dBμV) + Factor (dB/m).

Note 3: Factor (dB/m) = Cable Loss (dB) + Antenna Factor (dB/m).

Site: WZ-AC2	Test Date: 2024-03-12
Limit: FCC_2.4G_RE(3m)	Engineer: Bob Zhang
Probe: BBHA9120D_1457_1-18GHz	Polarity: Horizontal
EUT: ACCESS POINT	Power: AC 120V/60Hz
Test Mode: Transmit by BLE 2Mbps at 2402MHz	

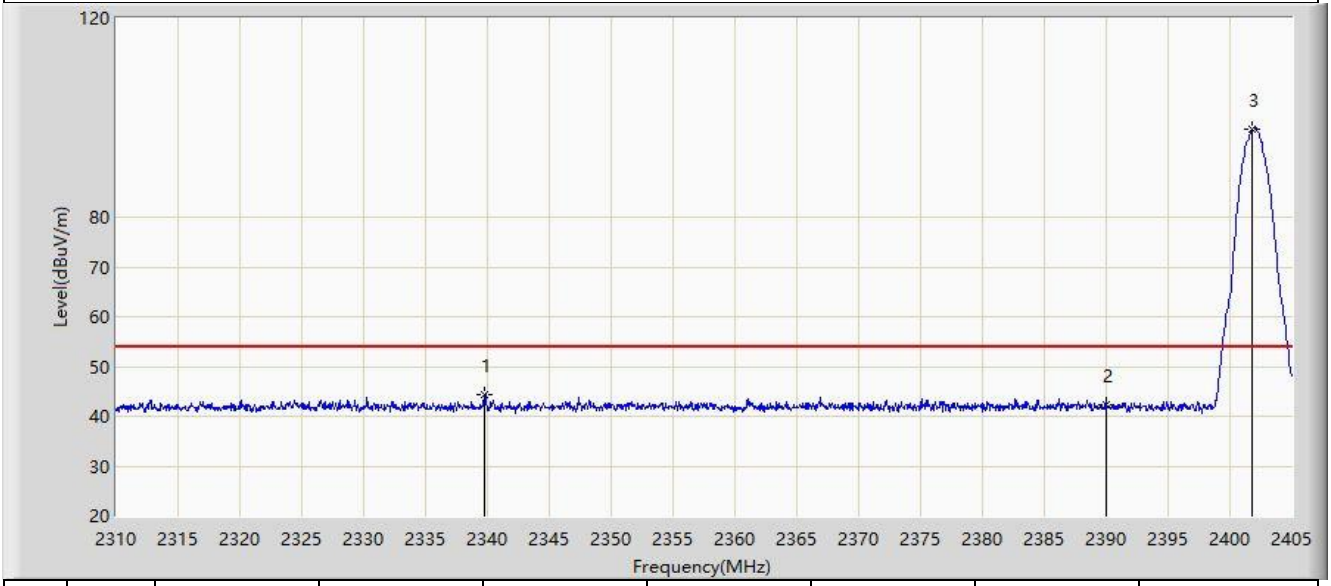

No	Mark	Frequency (MHz)	Measure Level (dBμV/m)	Reading Level (dBμV)	Margin (dB)	Limit (dBμV/m)	Factor (dB/m)	Type
1	*	2339.782	44.301	12.327	-9.699	54.000	31.974	AV
2		2390.000	42.246	10.393	-11.754	54.000	31.853	AV
3		2401.817	97.823	66.037	N/A	N/A	31.786	AV

Note 1: " * ", means this data is the worst emission level.

Note 2: Measure Level (dBμV/m) = Reading Level (dBμV) + Factor (dB/m).

Note 3: Factor (dB/m) = Cable Loss (dB) + Antenna Factor (dB/m).

Site: WZ-AC2	Test Date: 2024-03-12
Limit: FCC_2.4G_RE(3m)	Engineer: Bob Zhang
Probe: BBHA9120D_1457_1-18GHz	Polarity: Vertical
EUT: ACCESS POINT	Power: AC 120V/60Hz
Test Mode: Transmit by BLE 2Mbps at 2402MHz	

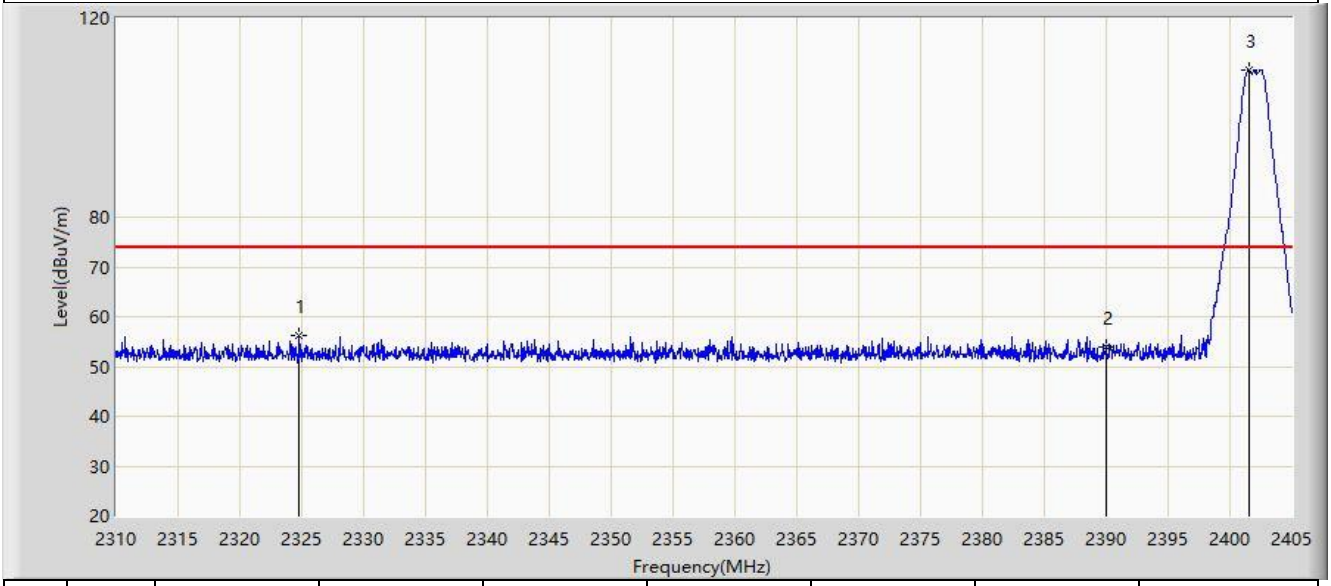

No	Mark	Frequency (MHz)	Measure Level (dBμV/m)	Reading Level (dBμV)	Margin (dB)	Limit (dBμV/m)	Factor (dB/m)	Type
1	*	2324.820	56.207	24.172	-17.793	74.000	32.035	PK
2		2390.000	53.784	21.931	-20.216	74.000	31.853	PK
3		2401.532	109.633	77.846	N/A	N/A	31.788	PK

Note 1: " * ", means this data is the worst emission level.

Note 2: Measure Level (dBμV/m) = Reading Level (dBμV) + Factor (dB/m).

Note 3: Factor (dB/m) = Cable Loss (dB) + Antenna Factor (dB/m).

Site: WZ-AC2	Test Date: 2024-03-12
Limit: FCC_2.4G_RE(3m)	Engineer: Bob Zhang
Probe: BBHA9120D_1457_1-18GHz	Polarity: Vertical
EUT: ACCESS POINT	Power: AC 120V/60Hz
Test Mode: Transmit by BLE 2Mbps at 2402MHz	

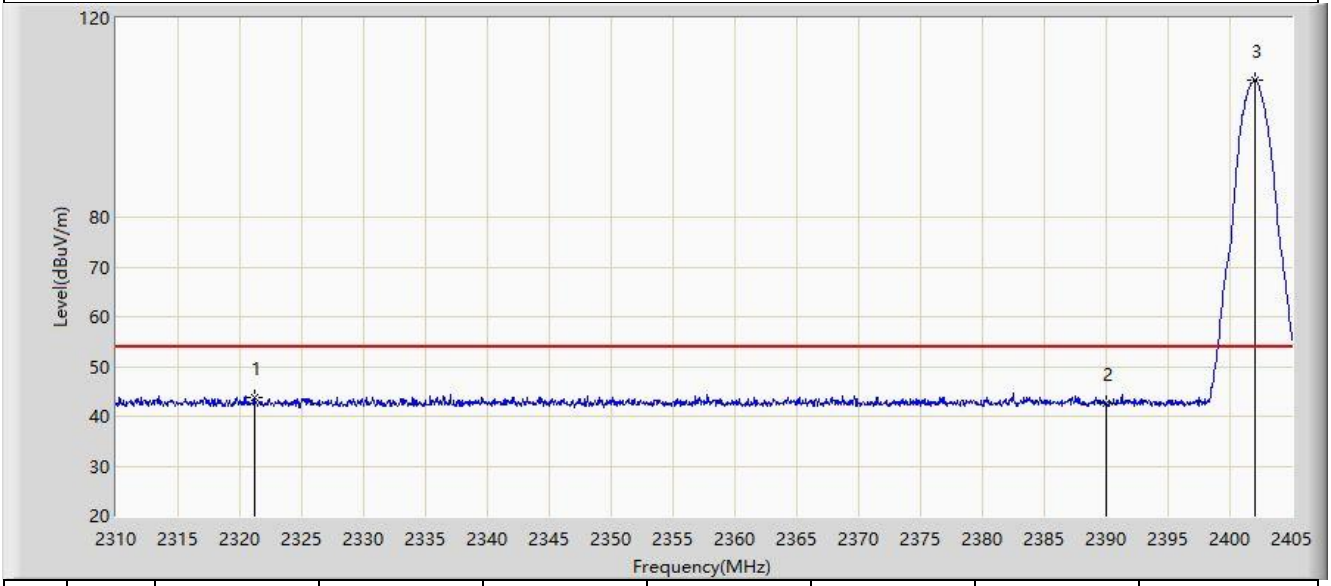

No	Mark	Frequency (MHz)	Measure Level (dBμV/m)	Reading Level (dBμV)	Margin (dB)	Limit (dBμV/m)	Factor (dB/m)	Type
1	*	2321.163	43.781	11.722	-10.219	54.000	32.059	AV
2		2390.000	42.549	10.696	-11.451	54.000	31.853	AV
3		2402.008	107.471	75.686	N/A	N/A	31.785	AV

Note 1: " * ", means this data is the worst emission level.

Note 2: Measure Level (dBμV/m) = Reading Level (dBμV) + Factor (dB/m).

Note 3: Factor (dB/m) = Cable Loss (dB) + Antenna Factor (dB/m).

Site: WZ-AC2	Test Date: 2024-03-12
Limit: FCC_2.4G_RE(3m)	Engineer: Bob Zhang
Probe: BBHA9120D_1457_1-18GHz	Polarity: Horizontal
EUT: ACCESS POINT	Power: AC 120V/60Hz
Test Mode: Transmit by BLE 2Mbps at 2480MHz	

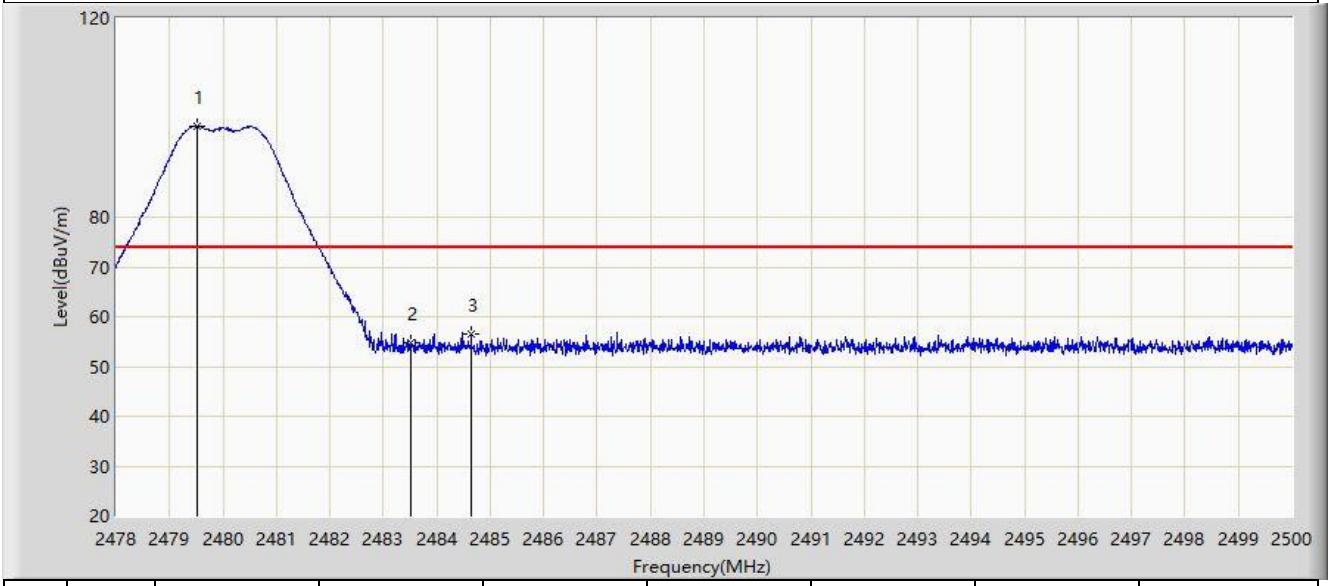

No	Mark	Frequency (MHz)	Measure Level (dBμV/m)	Reading Level (dBμV)	Margin (dB)	Limit (dBμV/m)	Factor (dB/m)	Type
1		2479.529	98.325	66.626	N/A	N/A	31.699	PK
2		2483.500	54.760	23.063	-19.240	74.000	31.696	PK
3	*	2484.644	56.572	24.876	-17.428	74.000	31.696	PK

Note 1: " * ", means this data is the worst emission level.

Note 2: Measure Level (dBμV/m) = Reading Level (dBμV) + Factor (dB/m).

Note 3: Factor (dB/m) = Cable Loss (dB) + Antenna Factor (dB/m).

Site: WZ-AC2	Test Date: 2024-03-12
Limit: FCC_2.4G_RE(3m)	Engineer: Bob Zhang
Probe: BBHA9120D_1457_1-18GHz	Polarity: Horizontal
EUT: ACCESS POINT	Power: AC 120V/60Hz
Test Mode: Transmit by BLE 2Mbps at 2480MHz	

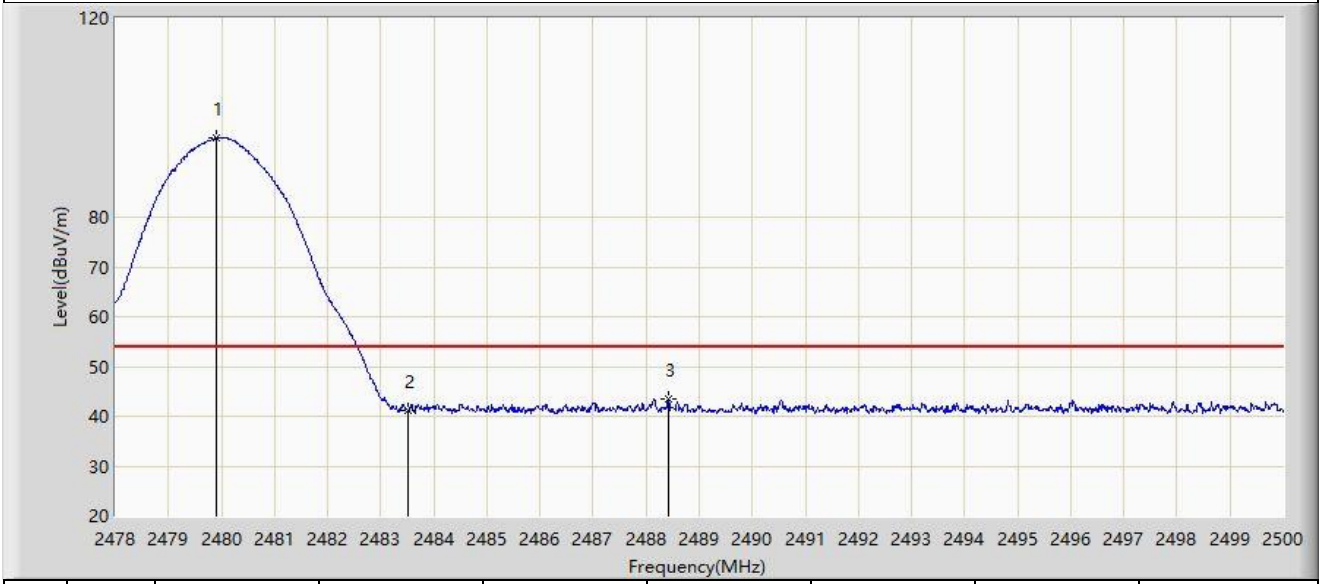

No	Mark	Frequency (MHz)	Measure Level (dBµV/m)	Reading Level (dBµV)	Margin (dB)	Limit (dBµV/m)	Factor (dB/m)	Type
1		2479.903	95.833	64.134	N/A	N/A	31.699	AV
2		2483.500	41.243	9.546	-12.757	54.000	31.696	AV
3	*	2488.417	43.559	11.865	-10.441	54.000	31.695	AV

Note 1: " * ", means this data is the worst emission level.

Note 2: Measure Level (dBµV/m) = Reading Level (dBµV) + Factor (dB/m).

Note 3: Factor (dB/m) = Cable Loss (dB) + Antenna Factor (dB/m).

Site: WZ-AC2	Test Date: 2024-03-12
Limit: FCC_2.4G_RE(3m)	Engineer: Bob Zhang
Probe: BBHA9120D_1457_1-18GHz	Polarity: Vertical
EUT: ACCESS POINT	Power: AC 120V/60Hz
Test Mode: Transmit by BLE 2Mbps at 2480MHz	

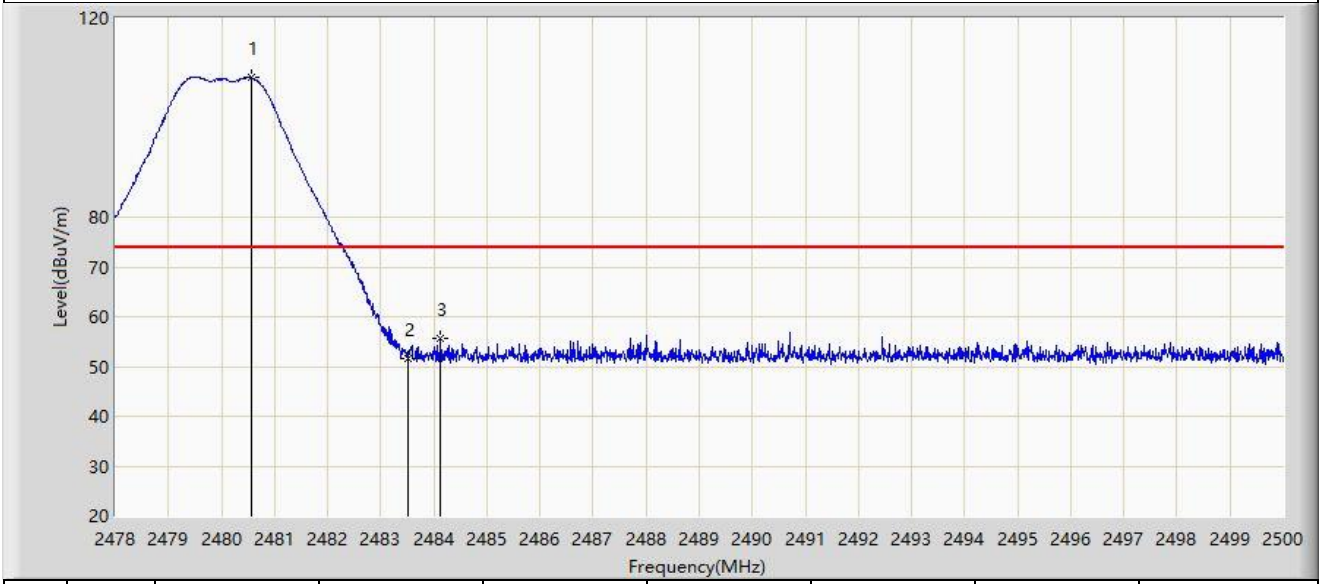

No	Mark	Frequency (MHz)	Measure Level (dBμV/m)	Reading Level (dBμV)	Margin (dB)	Limit (dBμV/m)	Factor (dB/m)	Type
1		2480.552	108.059	76.360	N/A	N/A	31.698	PK
2		2483.500	51.573	19.876	-22.427	74.000	31.696	PK
3	*	2484.127	55.741	24.044	-18.259	74.000	31.697	PK

Note 1: " * ", means this data is the worst emission level.

Note 2: Measure Level (dBμV/m) = Reading Level (dBμV) + Factor (dB/m).

Note 3: Factor (dB/m) = Cable Loss (dB) + Antenna Factor (dB/m).

Site: WZ-AC2	Test Date: 2024-03-12
Limit: FCC_2.4G_RE(3m)	Engineer: Bob Zhang
Probe: BBHA9120D_1457_1-18GHz	Polarity: Vertical
EUT: ACCESS POINT	Power: AC 120V/60Hz
Test Mode: Transmit by BLE 2Mbps at 2480MHz	

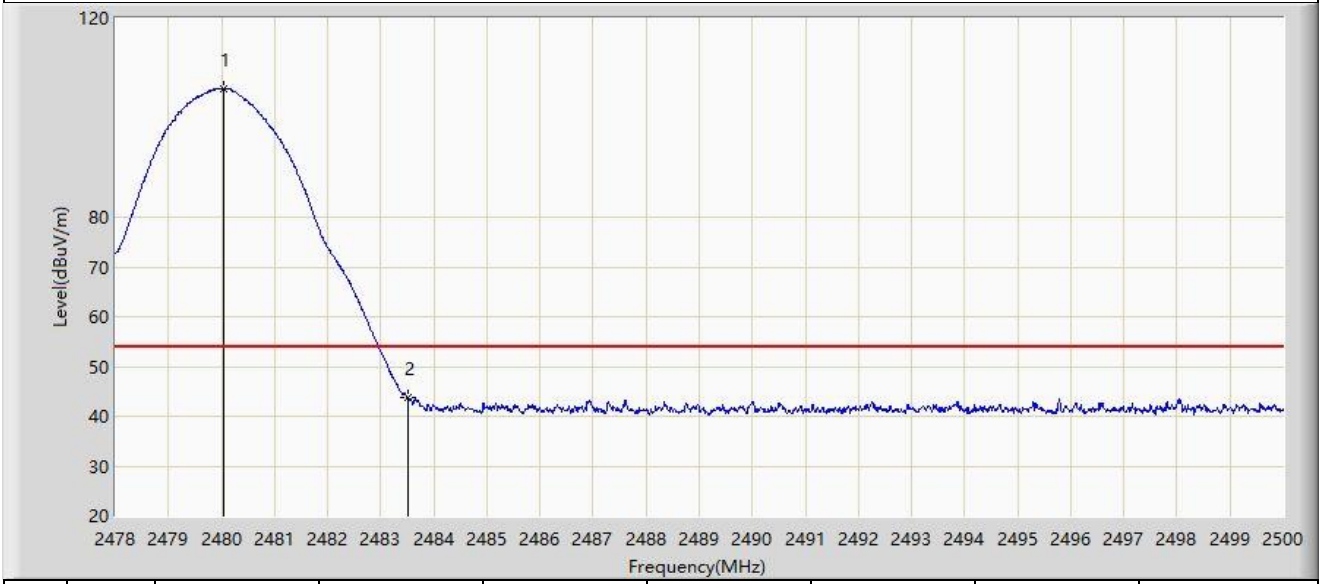

No	Mark	Frequency (MHz)	Measure Level (dBμV/m)	Reading Level (dBμV)	Margin (dB)	Limit (dBμV/m)	Factor (dB/m)	Type
1		2480.046	105.870	74.171	N/A	N/A	31.699	AV
2	*	2483.500	43.639	11.942	-10.361	54.000	31.696	AV

Note 1: " * ", means this data is the worst emission level.

Note 2: Measure Level (dBμV/m) = Reading Level (dBμV) + Factor (dB/m).

Note 3: Factor (dB/m) = Cable Loss (dB) + Antenna Factor (dB/m).

Mode 3 – Filter 8#:

Site: WZ-AC2	Test Date: 2024-03-12
Limit: FCC_2.4G_RE(3m)	Engineer: Bob Zhang
Probe: BBHA9120D_1457_1-18GHz	Polarity: Horizontal
EUT: ACCESS POINT	Power: AC 120V/60Hz
Test Mode: Transmit by BLE 1Mbps at 2402MHz	

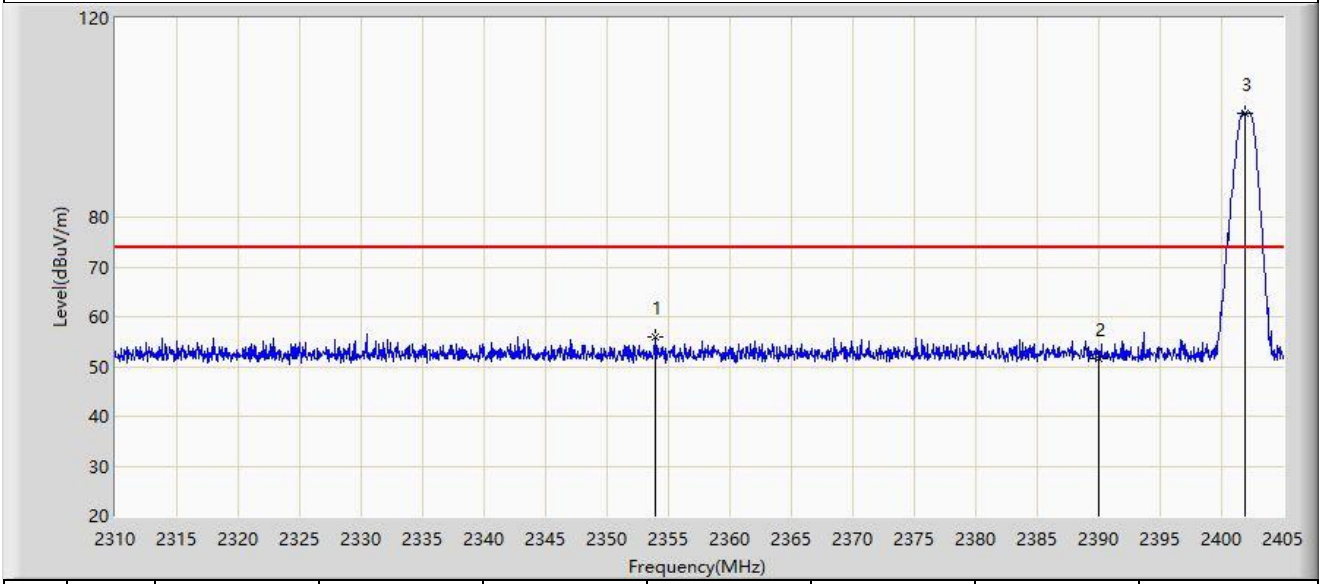

No	Mark	Frequency (MHz)	Measure Level (dBμV/m)	Reading Level (dBμV)	Margin (dB)	Limit (dBμV/m)	Factor (dB/m)	Type
1	*	2353.890	56.017	24.070	-17.983	74.000	31.947	PK
2		2390.000	51.673	19.820	-22.327	74.000	31.853	PK
3		2401.865	100.927	69.141	N/A	N/A	31.786	PK

Note 1: " * ", means this data is the worst emission level.

Note 2: Measure Level (dBμV/m) = Reading Level (dBμV) + Factor (dB/m).

Note 3: Factor (dB/m) = Cable Loss (dB) + Antenna Factor (dB/m).

Site: WZ-AC2	Test Date: 2024-03-12
Limit: FCC_2.4G_RE(3m)	Engineer: Bob Zhang
Probe: BBHA9120D_1457_1-18GHz	Polarity: Horizontal
EUT: ACCESS POINT	Power: AC 120V/60Hz
Test Mode: Transmit by BLE 1Mbps at 2402MHz	

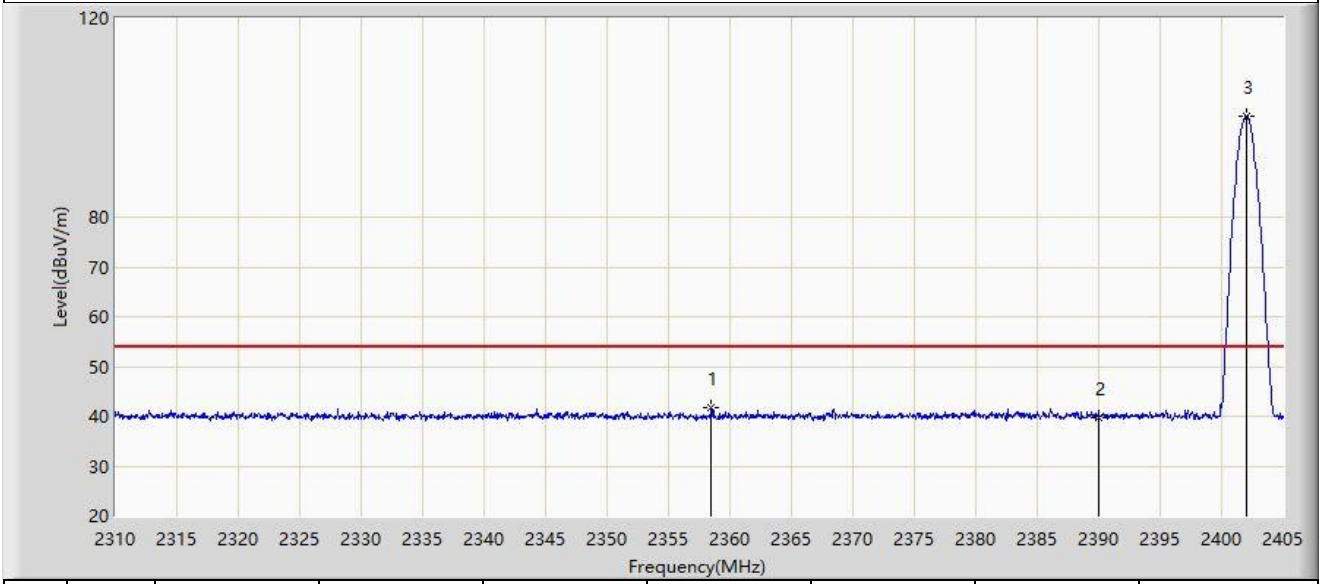

No	Mark	Frequency (MHz)	Measure Level (dBμV/m)	Reading Level (dBμV)	Margin (dB)	Limit (dBμV/m)	Factor (dB/m)	Type
1	*	2358.498	41.763	9.821	-12.237	54.000	31.942	AV
2		2390.000	39.794	7.941	-14.206	54.000	31.853	AV
3		2402.008	100.208	68.423	N/A	N/A	31.785	AV

Note 1: " * ", means this data is the worst emission level.

Note 2: Measure Level (dBμV/m) = Reading Level (dBμV) + Factor (dB/m).

Note 3: Factor (dB/m) = Cable Loss (dB) + Antenna Factor (dB/m).

Site: WZ-AC2	Test Date: 2024-03-12
Limit: FCC_2.4G_RE(3m)	Engineer: Bob Zhang
Probe: BBHA9120D_1457_1-18GHz	Polarity: Vertical
EUT: ACCESS POINT	Power: AC 120V/60Hz
Test Mode: Transmit by BLE 1Mbps at 2402MHz	

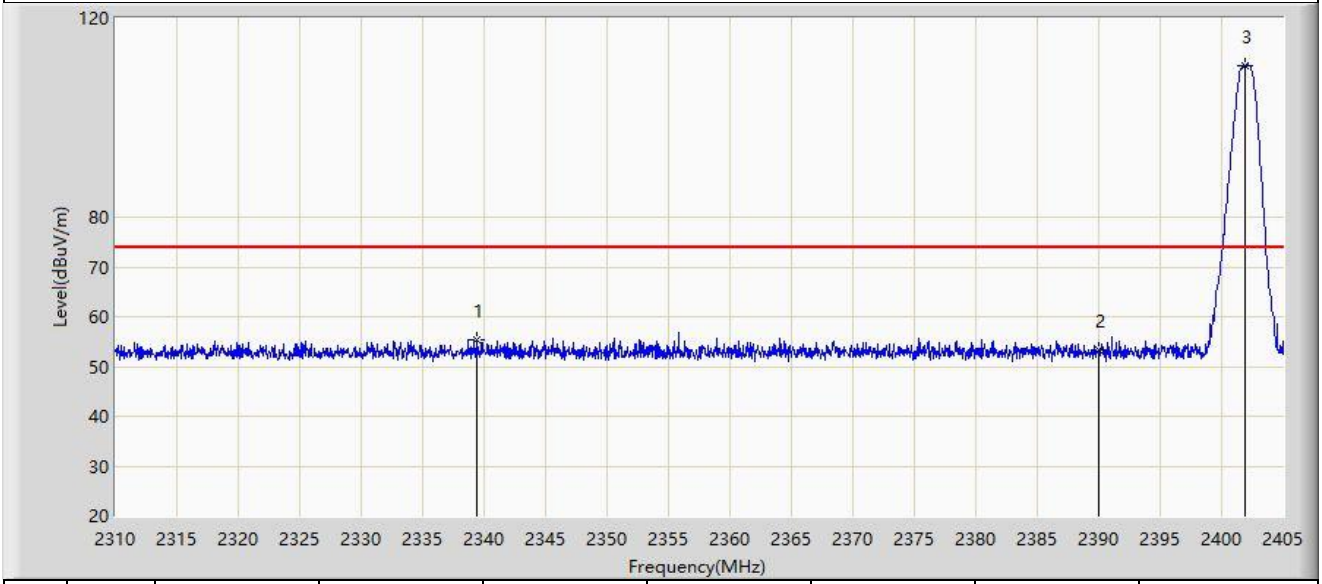

No	Mark	Frequency (MHz)	Measure Level (dBμV/m)	Reading Level (dBμV)	Margin (dB)	Limit (dBμV/m)	Factor (dB/m)	Type
1	*	2339.355	55.301	23.326	-18.699	74.000	31.976	PK
2		2390.000	53.272	21.419	-20.728	74.000	31.853	PK
3		2401.913	110.545	78.760	N/A	N/A	31.785	PK

Note 1: " * ", means this data is the worst emission level.

Note 2: Measure Level (dBμV/m) = Reading Level (dBμV) + Factor (dB/m).

Note 3: Factor (dB/m) = Cable Loss (dB) + Antenna Factor (dB/m).

Site: WZ-AC2	Test Date: 2024-03-12
Limit: FCC_2.4G_RE(3m)	Engineer: Bob Zhang
Probe: BBHA9120D_1457_1-18GHz	Polarity: Vertical
EUT: ACCESS POINT	Power: AC 120V/60Hz
Test Mode: Transmit by BLE 1Mbps at 2402MHz	

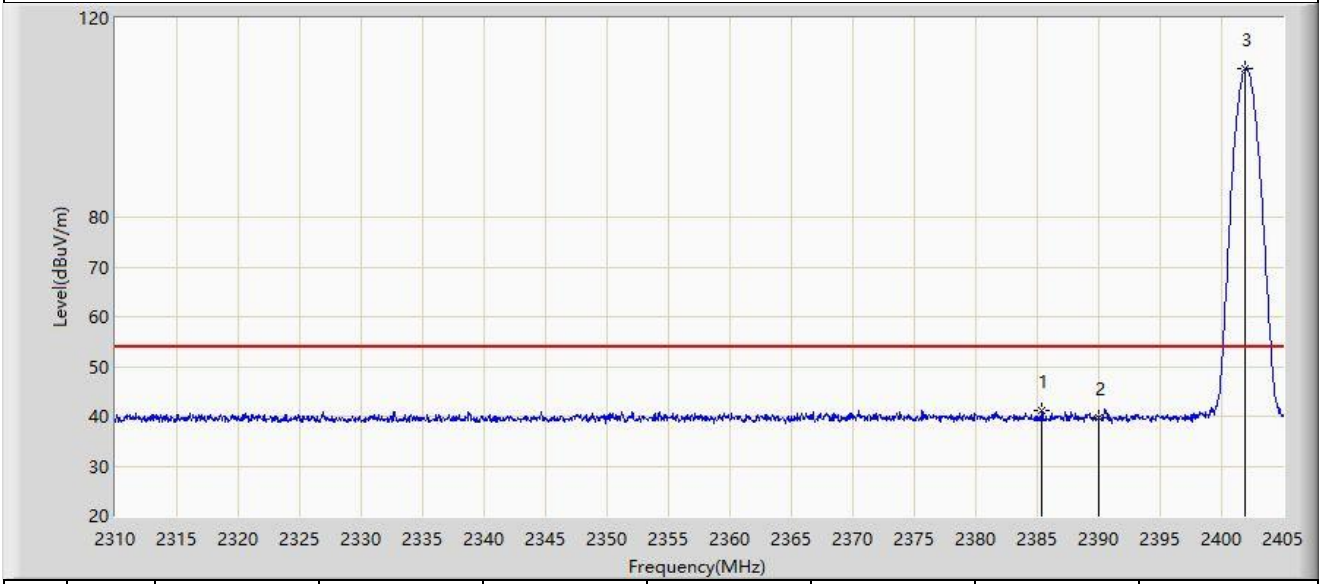

No	Mark	Frequency (MHz)	Measure Level (dBμV/m)	Reading Level (dBμV)	Margin (dB)	Limit (dBμV/m)	Factor (dB/m)	Type
1	*	2385.383	41.289	9.410	-12.711	54.000	31.879	AV
2		2390.000	39.697	7.844	-14.303	54.000	31.853	AV
3		2401.960	109.718	77.933	N/A	N/A	31.785	AV

Note 1: " * ", means this data is the worst emission level.

Note 2: Measure Level (dBμV/m) = Reading Level (dBμV) + Factor (dB/m).

Note 3: Factor (dB/m) = Cable Loss (dB) + Antenna Factor (dB/m).

Site: WZ-AC2	Test Date: 2024-03-12
Limit: FCC_2.4G_RE(3m)	Engineer: Bob Zhang
Probe: BBHA9120D_1457_1-18GHz	Polarity: Horizontal
EUT: ACCESS POINT	Power: AC 120V/60Hz
Test Mode: Transmit by BLE 2Mbps at 2402MHz	

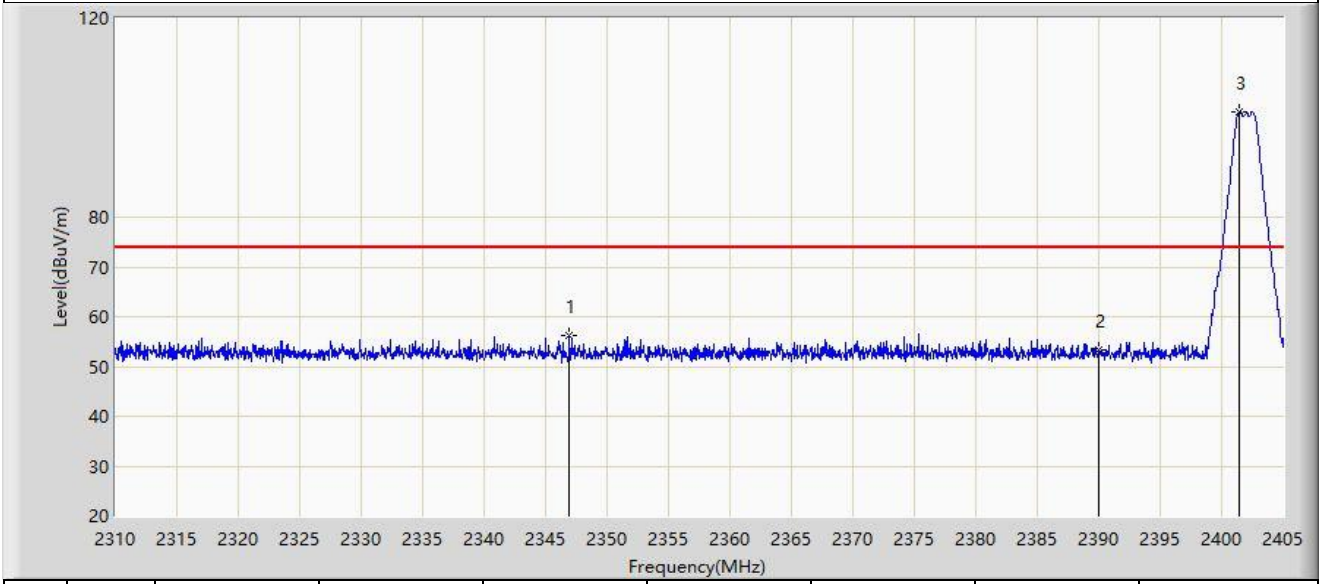

No	Mark	Frequency (MHz)	Measure Level (dBμV/m)	Reading Level (dBμV)	Margin (dB)	Limit (dBμV/m)	Factor (dB/m)	Type
1	*	2346.907	56.222	24.266	-17.778	74.000	31.956	PK
2		2390.000	53.198	21.345	-20.802	74.000	31.853	PK
3		2401.437	101.114	69.326	N/A	N/A	31.788	PK

Note 1: " * ", means this data is the worst emission level.

Note 2: Measure Level (dBμV/m) = Reading Level (dBμV) + Factor (dB/m).

Note 3: Factor (dB/m) = Cable Loss (dB) + Antenna Factor (dB/m).

Site: WZ-AC2	Test Date: 2024-03-12
Limit: FCC_2.4G_RE(3m)	Engineer: Bob Zhang
Probe: BBHA9120D_1457_1-18GHz	Polarity: Horizontal
EUT: ACCESS POINT	Power: AC 120V/60Hz
Test Mode: Transmit by BLE 2Mbps at 2402MHz	

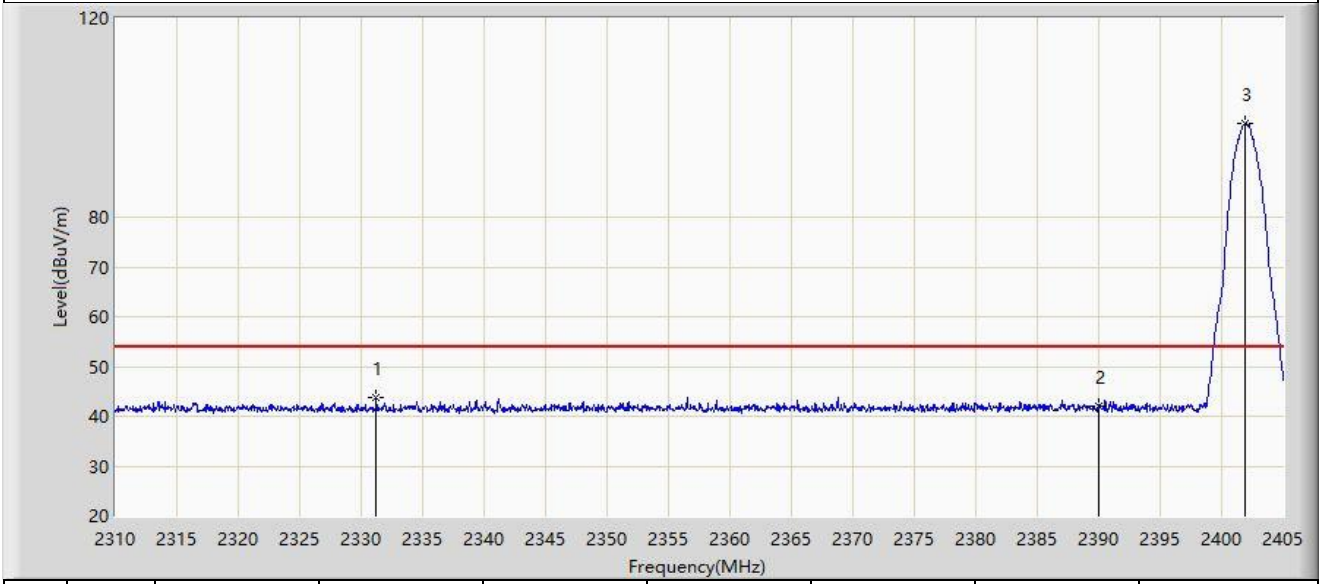

No	Mark	Frequency (MHz)	Measure Level (dBμV/m)	Reading Level (dBμV)	Margin (dB)	Limit (dBμV/m)	Factor (dB/m)	Type
1	*	2331.185	43.690	11.692	-10.310	54.000	31.997	AV
2		2390.000	42.160	10.307	-11.840	54.000	31.853	AV
3		2401.865	98.814	67.028	N/A	N/A	31.786	AV

Note 1: " * ", means this data is the worst emission level.

Note 2: Measure Level (dBμV/m) = Reading Level (dBμV) + Factor (dB/m).

Note 3: Factor (dB/m) = Cable Loss (dB) + Antenna Factor (dB/m).

Site: WZ-AC2	Test Date: 2024-03-12
Limit: FCC_2.4G_RE(3m)	Engineer: Bob Zhang
Probe: BBHA9120D_1457_1-18GHz	Polarity: Vertical
EUT: ACCESS POINT	Power: AC 120V/60Hz
Test Mode: Transmit by BLE 2Mbps at 2402MHz	

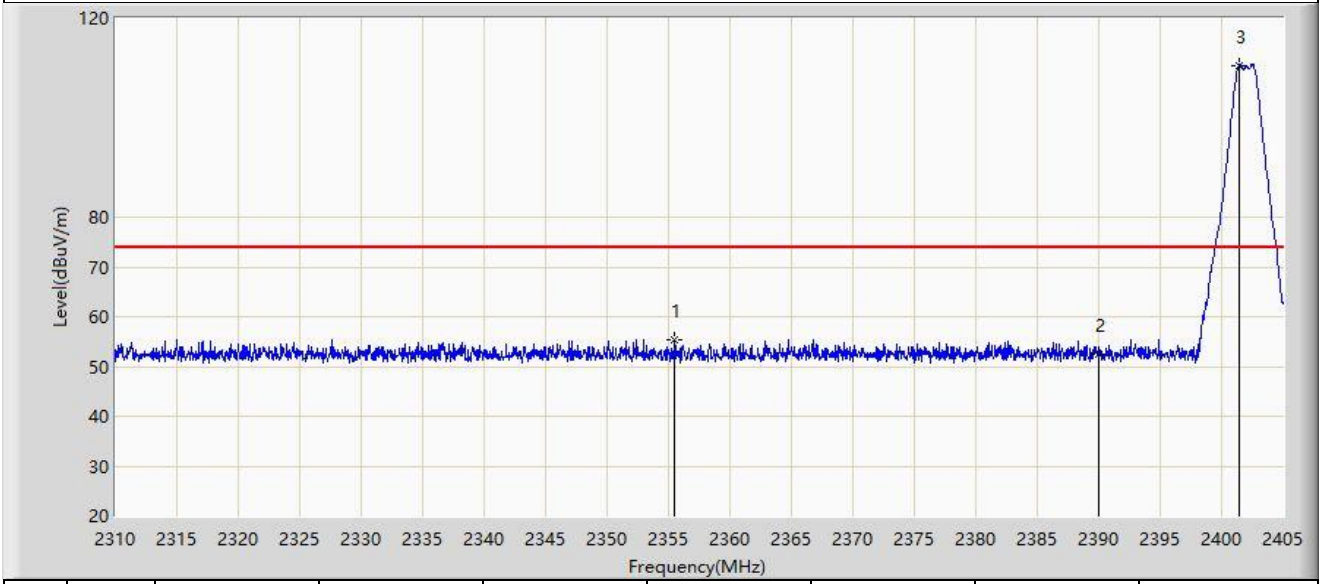

No	Mark	Frequency (MHz)	Measure Level (dBμV/m)	Reading Level (dBμV)	Margin (dB)	Limit (dBμV/m)	Factor (dB/m)	Type
1	*	2355.505	55.419	23.474	-18.581	74.000	31.945	PK
2		2390.000	52.381	20.528	-21.619	74.000	31.853	PK
3		2401.437	110.549	78.761	N/A	N/A	31.788	PK

Note 1: " * ", means this data is the worst emission level.

Note 2: Measure Level (dBμV/m) = Reading Level (dBμV) + Factor (dB/m).

Note 3: Factor (dB/m) = Cable Loss (dB) + Antenna Factor (dB/m).

Site: WZ-AC2	Test Date: 2024-03-12
Limit: FCC_2.4G_RE(3m)	Engineer: Bob Zhang
Probe: BBHA9120D_1457_1-18GHz	Polarity: Vertical
EUT: ACCESS POINT	Power: AC 120V/60Hz
Test Mode: Transmit by BLE 2Mbps at 2402MHz	

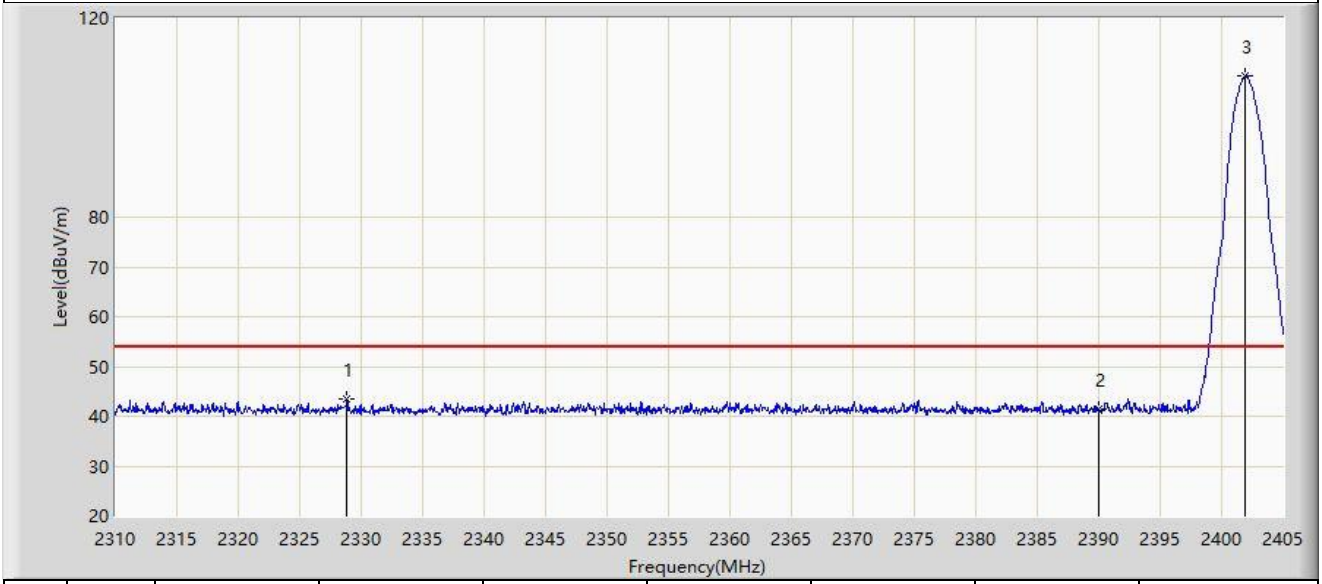

No	Mark	Frequency (MHz)	Measure Level (dBμV/m)	Reading Level (dBμV)	Margin (dB)	Limit (dBμV/m)	Factor (dB/m)	Type
1	*	2328.857	43.589	11.580	-10.411	54.000	32.009	AV
2		2390.000	41.350	9.497	-12.650	54.000	31.853	AV
3		2401.960	108.402	76.617	N/A	N/A	31.785	AV

Note 1: " * ", means this data is the worst emission level.

Note 2: Measure Level (dBμV/m) = Reading Level (dBμV) + Factor (dB/m).

Note 3: Factor (dB/m) = Cable Loss (dB) + Antenna Factor (dB/m).

Mode 3 – Filter 9#:

Site: WZ-AC2	Test Date: 2024-03-12
Limit: FCC_2.4G_RE(3m)	Engineer: Bob Zhang
Probe: BBHA9120D_1457_1-18GHz	Polarity: Horizontal
EUT: ACCESS POINT	Power: AC 120V/60Hz
Test Mode: Transmit by BLE 1Mbps at 2480MHz	

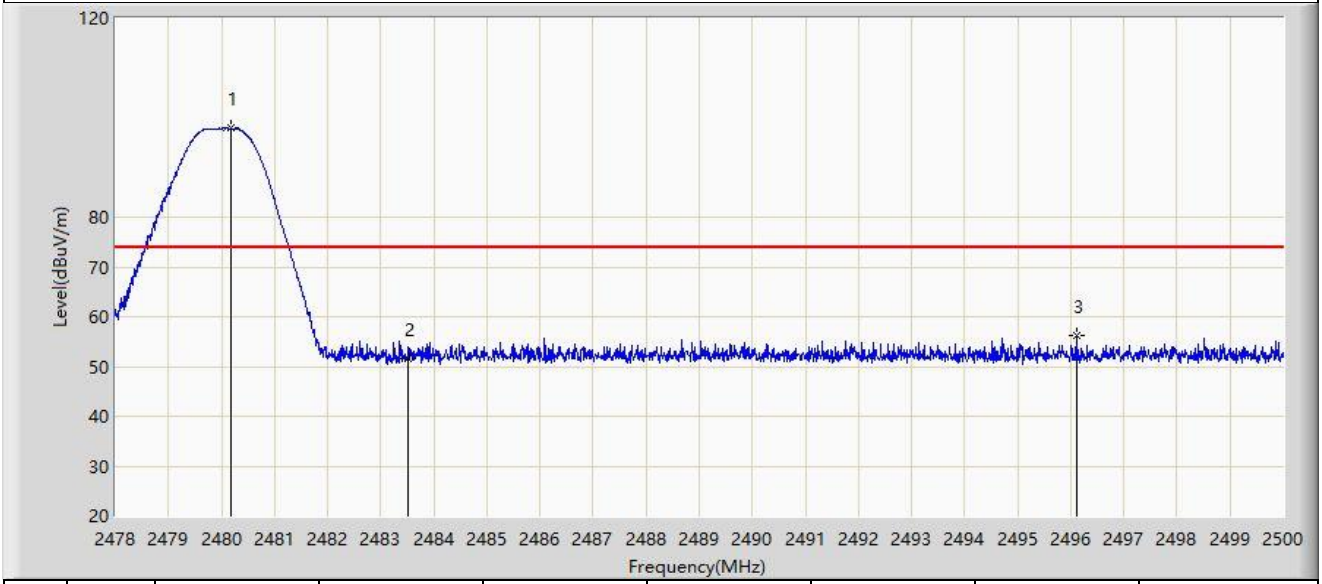

No	Mark	Frequency (MHz)	Measure Level (dBμV/m)	Reading Level (dBμV)	Margin (dB)	Limit (dBμV/m)	Factor (dB/m)	Type
1		2480.167	97.837	66.138	N/A	N/A	31.699	PK
2		2483.500	51.502	19.805	-22.498	74.000	31.696	PK
3	*	2496.106	56.361	24.665	-17.639	74.000	31.696	PK

Note 1: " * ", means this data is the worst emission level.

Note 2: Measure Level (dBμV/m) = Reading Level (dBμV) + Factor (dB/m).

Note 3: Factor (dB/m) = Cable Loss (dB) + Antenna Factor (dB/m).

Site: WZ-AC2	Test Date: 2024-03-12
Limit: FCC_2.4G_RE(3m)	Engineer: Bob Zhang
Probe: BBHA9120D_1457_1-18GHz	Polarity: Horizontal
EUT: ACCESS POINT	Power: AC 120V/60Hz
Test Mode: Transmit by BLE 1Mbps at 2480MHz	

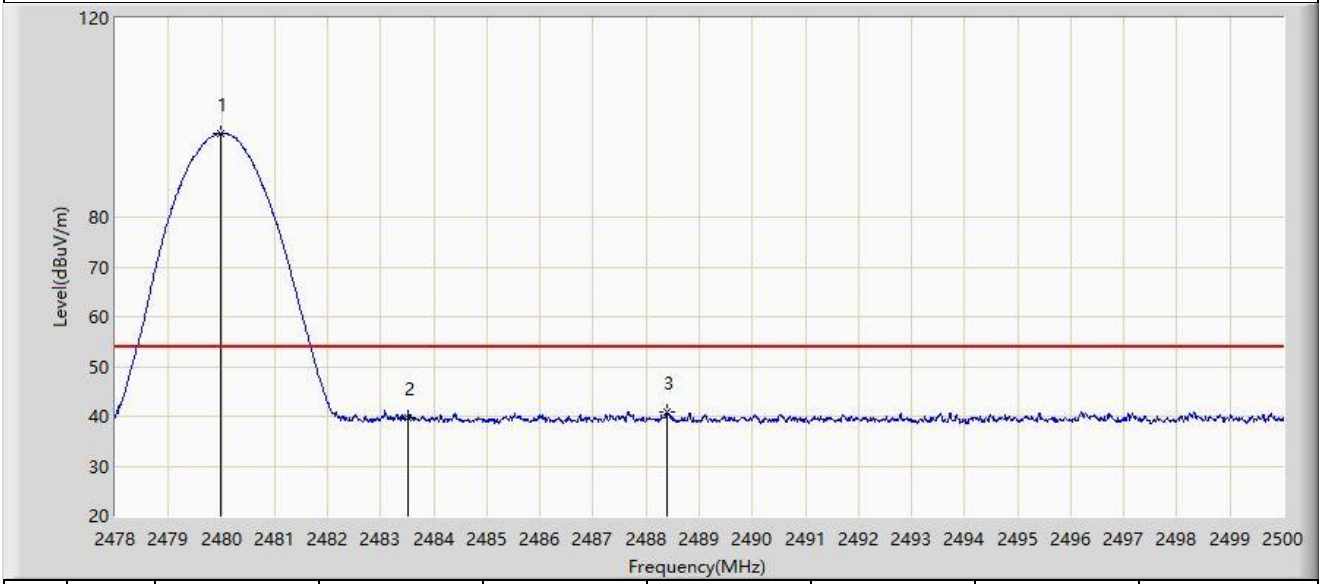

No	Mark	Frequency (MHz)	Measure Level (dBμV/m)	Reading Level (dBμV)	Margin (dB)	Limit (dBμV/m)	Factor (dB/m)	Type
1		2479.991	96.884	65.185	N/A	N/A	31.699	AV
2		2483.500	39.804	8.107	-14.196	54.000	31.696	AV
3	*	2488.395	40.916	9.222	-13.084	54.000	31.695	AV

Note 1: " * ", means this data is the worst emission level.

Note 2: Measure Level (dBμV/m) = Reading Level (dBμV) + Factor (dB/m).

Note 3: Factor (dB/m) = Cable Loss (dB) + Antenna Factor (dB/m).

Site: WZ-AC2	Test Date: 2024-03-12
Limit: FCC_2.4G_RE(3m)	Engineer: Bob Zhang
Probe: BBHA9120D_1457_1-18GHz	Polarity: Vertical
EUT: ACCESS POINT	Power: AC 120V/60Hz
Test Mode: Transmit by BLE 1Mbps at 2480MHz	

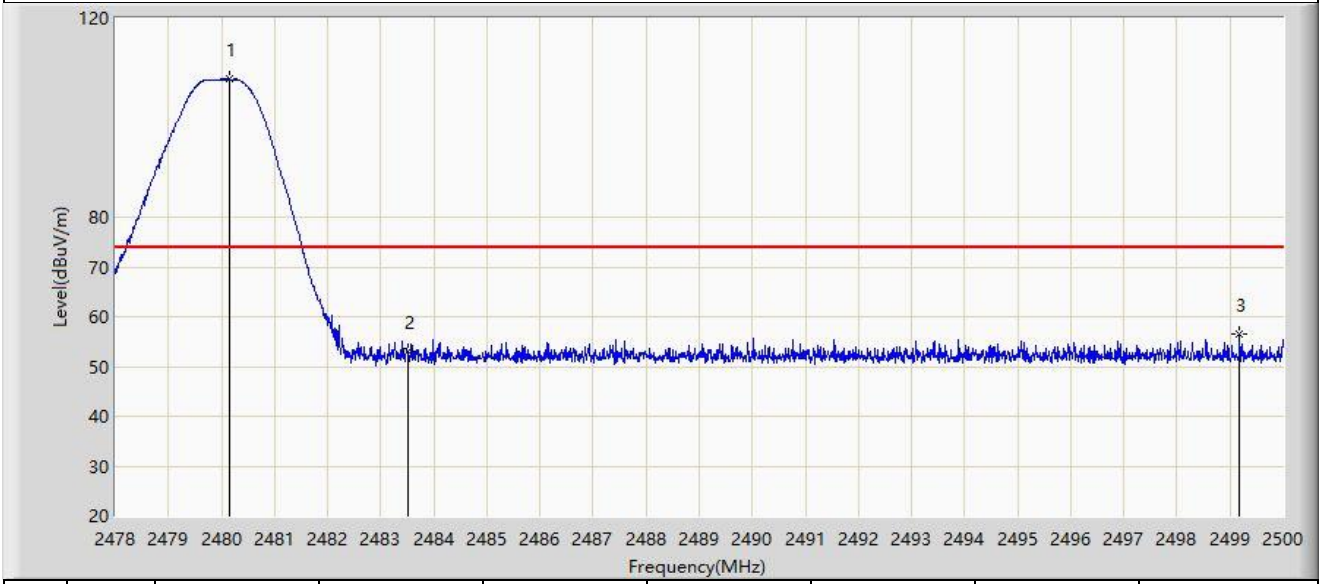

No	Mark	Frequency (MHz)	Measure Level (dBμV/m)	Reading Level (dBμV)	Margin (dB)	Limit (dBμV/m)	Factor (dB/m)	Type
1		2480.145	107.797	76.098	N/A	N/A	31.699	PK
2		2483.500	53.026	21.329	-20.974	74.000	31.696	PK
3	*	2499.186	56.450	24.749	-17.550	74.000	31.701	PK

Note 1: " * ", means this data is the worst emission level.

Note 2: Measure Level (dBμV/m) = Reading Level (dBμV) + Factor (dB/m).

Note 3: Factor (dB/m) = Cable Loss (dB) + Antenna Factor (dB/m).

Site: WZ-AC2	Test Date: 2024-03-12
Limit: FCC_2.4G_RE(3m)	Engineer: Bob Zhang
Probe: BBHA9120D_1457_1-18GHz	Polarity: Vertical
EUT: ACCESS POINT	Power: AC 120V/60Hz
Test Mode: Transmit by BLE 1Mbps at 2480MHz	

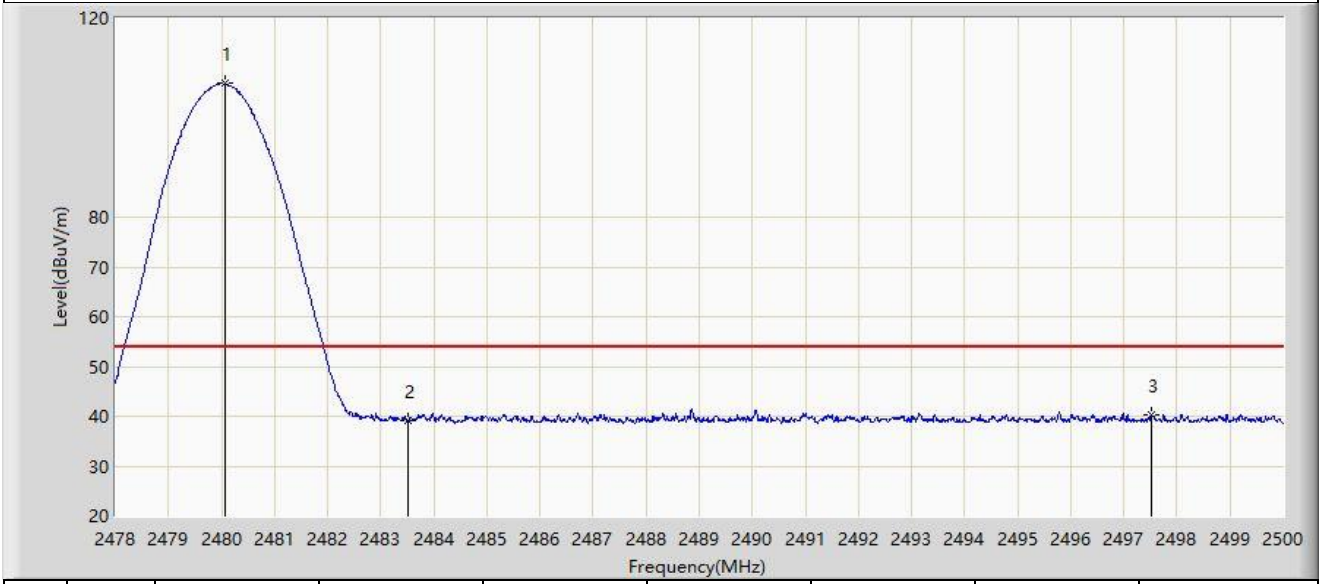

No	Mark	Frequency (MHz)	Measure Level (dBμV/m)	Reading Level (dBμV)	Margin (dB)	Limit (dBμV/m)	Factor (dB/m)	Type
1		2480.068	106.821	75.122	N/A	N/A	31.699	AV
2		2483.500	39.149	7.452	-14.851	54.000	31.696	AV
3	*	2497.514	40.347	8.649	-13.653	54.000	31.698	AV

Note 1: " * ", means this data is the worst emission level.

Note 2: Measure Level (dBμV/m) = Reading Level (dBμV) + Factor (dB/m).

Note 3: Factor (dB/m) = Cable Loss (dB) + Antenna Factor (dB/m).

Site: WZ-AC2	Test Date: 2024-03-12
Limit: FCC_2.4G_RE(3m)	Engineer: Bob Zhang
Probe: BBHA9120D_1457_1-18GHz	Polarity: Horizontal
EUT: ACCESS POINT	Power: AC 120V/60Hz
Test Mode: Transmit by BLE 2Mbps at 2480MHz	

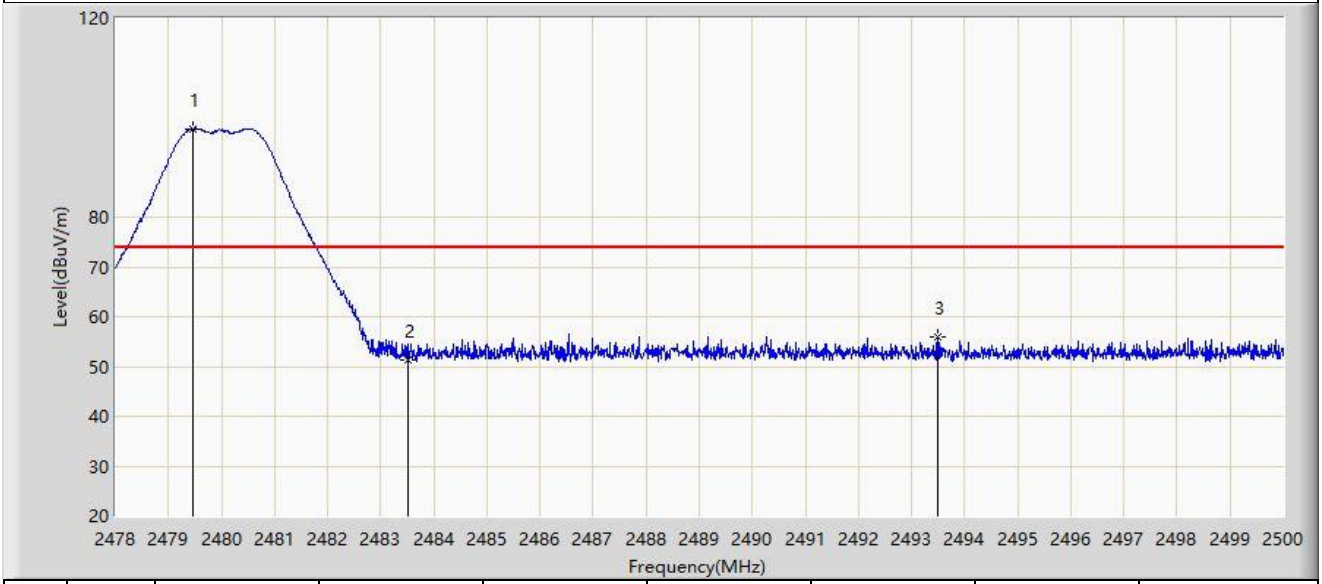

No	Mark	Frequency (MHz)	Measure Level (dBμV/m)	Reading Level (dBμV)	Margin (dB)	Limit (dBμV/m)	Factor (dB/m)	Type
1		2479.463	97.806	66.107	N/A	N/A	31.700	PK
2		2483.500	51.369	19.672	-22.631	74.000	31.696	PK
3	*	2493.499	56.030	24.336	-17.970	74.000	31.694	PK

Note 1: " * ", means this data is the worst emission level.

Note 2: Measure Level (dBμV/m) = Reading Level (dBμV) + Factor (dB/m).

Note 3: Factor (dB/m) = Cable Loss (dB) + Antenna Factor (dB/m).

Site: WZ-AC2	Test Date: 2024-03-12
Limit: FCC_2.4G_RE(3m)	Engineer: Bob Zhang
Probe: BBHA9120D_1457_1-18GHz	Polarity: Horizontal
EUT: ACCESS POINT	Power: AC 120V/60Hz
Test Mode: Transmit by BLE 2Mbps at 2480MHz	

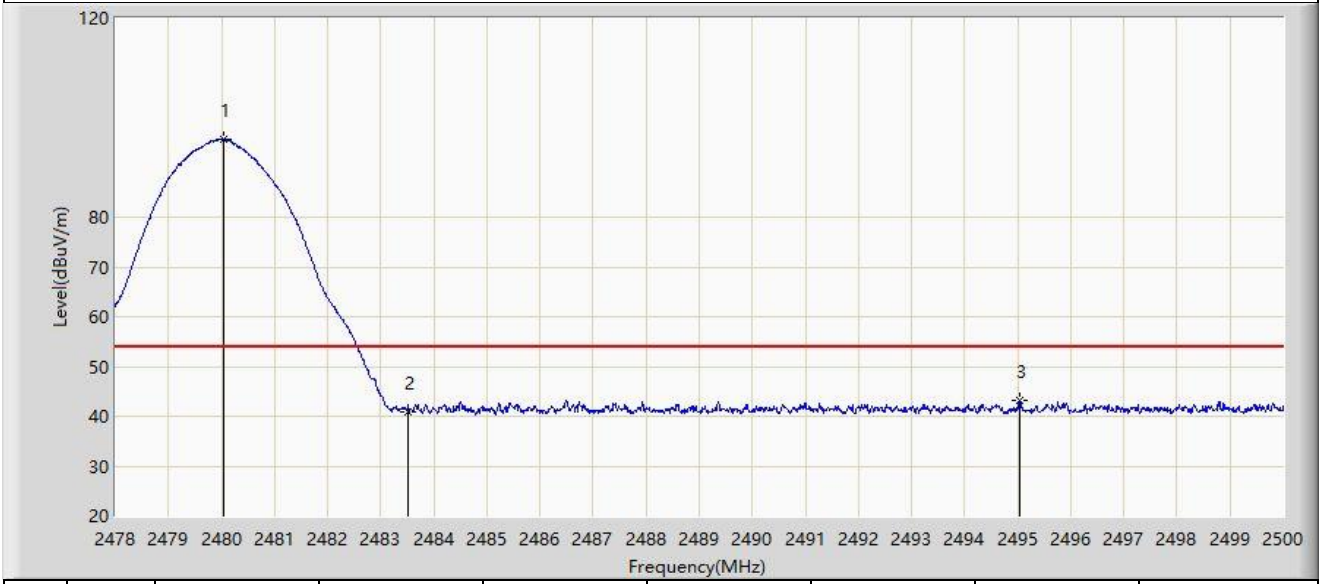

No	Mark	Frequency (MHz)	Measure Level (dBμV/m)	Reading Level (dBμV)	Margin (dB)	Limit (dBμV/m)	Factor (dB/m)	Type
1		2480.046	95.639	63.940	N/A	N/A	31.699	AV
2		2483.500	40.978	9.281	-13.022	54.000	31.696	AV
3	*	2495.028	43.179	11.484	-10.821	54.000	31.695	AV

Note 1: " * ", means this data is the worst emission level.

Note 2: Measure Level (dBμV/m) = Reading Level (dBμV) + Factor (dB/m).

Note 3: Factor (dB/m) = Cable Loss (dB) + Antenna Factor (dB/m).

Site: WZ-AC2	Test Date: 2024-03-12
Limit: FCC_2.4G_RE(3m)	Engineer: Bob Zhang
Probe: BBHA9120D_1457_1-18GHz	Polarity: Vertical
EUT: ACCESS POINT	Power: AC 120V/60Hz
Test Mode: Transmit by BLE 2Mbps at 2480MHz	

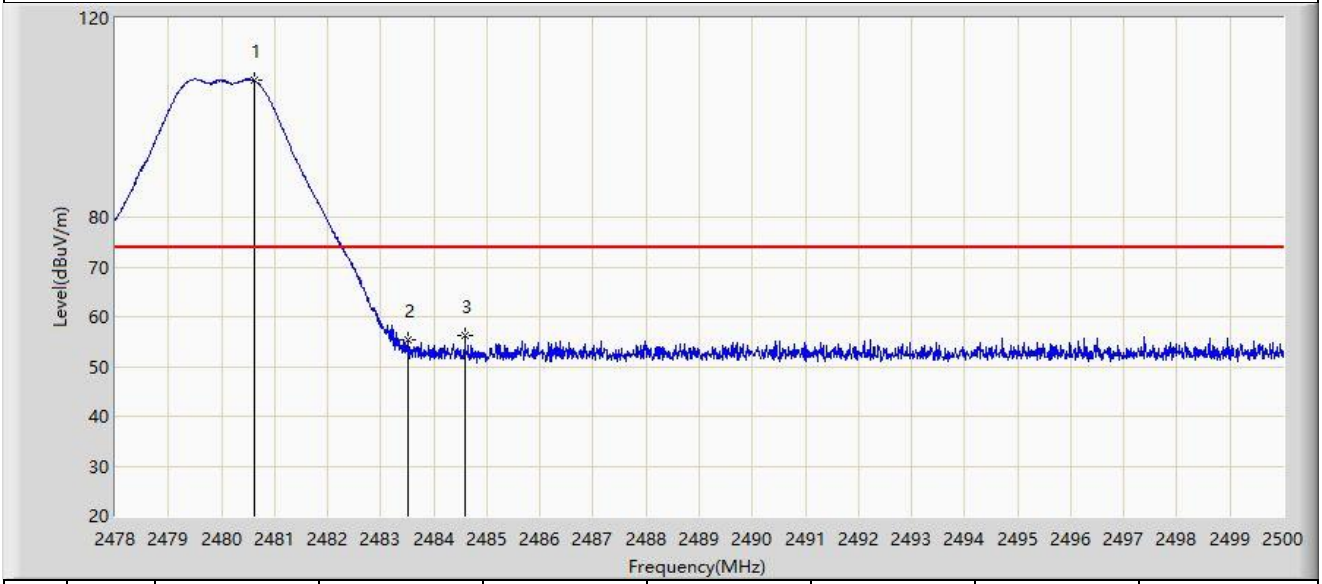

No	Mark	Frequency (MHz)	Measure Level (dBμV/m)	Reading Level (dBμV)	Margin (dB)	Limit (dBμV/m)	Factor (dB/m)	Type
1		2480.618	107.431	75.732	N/A	N/A	31.698	PK
2		2483.500	55.461	23.764	-18.539	74.000	31.696	PK
3	*	2484.589	56.323	24.627	-17.677	74.000	31.696	PK

Note 1: " * ", means this data is the worst emission level.

Note 2: Measure Level (dBμV/m) = Reading Level (dBμV) + Factor (dB/m).

Note 3: Factor (dB/m) = Cable Loss (dB) + Antenna Factor (dB/m).

Site: WZ-AC2	Test Date: 2024-03-12
Limit: FCC_2.4G_RE(3m)	Engineer: Bob Zhang
Probe: BBHA9120D_1457_1-18GHz	Polarity: Vertical
EUT: ACCESS POINT	Power: AC 120V/60Hz
Test Mode: Transmit by BLE 2Mbps at 2480MHz	

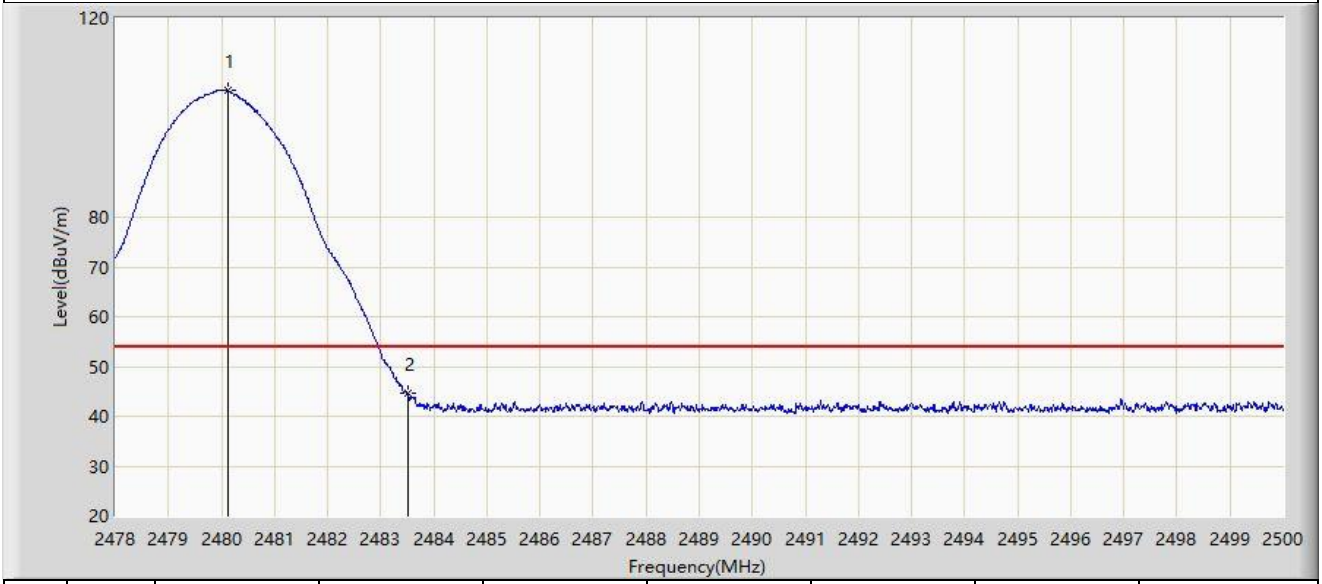

No	Mark	Frequency (MHz)	Measure Level (dBμV/m)	Reading Level (dBμV)	Margin (dB)	Limit (dBμV/m)	Factor (dB/m)	Type
1		2480.112	105.442	73.743	N/A	N/A	31.699	AV
2	*	2483.500	44.512	12.815	-9.488	54.000	31.696	AV

Note 1: " * ", means this data is the worst emission level.

Note 2: Measure Level (dBμV/m) = Reading Level (dBμV) + Factor (dB/m).

Note 3: Factor (dB/m) = Cable Loss (dB) + Antenna Factor (dB/m).

Mode 4 – Same power value of two radios

Site: SIP-AC3	Test Date: 2024-05-19
Limit: FCC_2.4G_RE(3m)	Engineer: Oliver Cheng
Probe: HF907_102861_1-18GHz	Polarity: Horizontal
EUT: ACCESS POINT	Power: AC 120V/60Hz
Test Mode: Transmit at Ant 2 - Filter 1# - 2402MHz and Ant 4 - Filter 4# - 2404MHz	

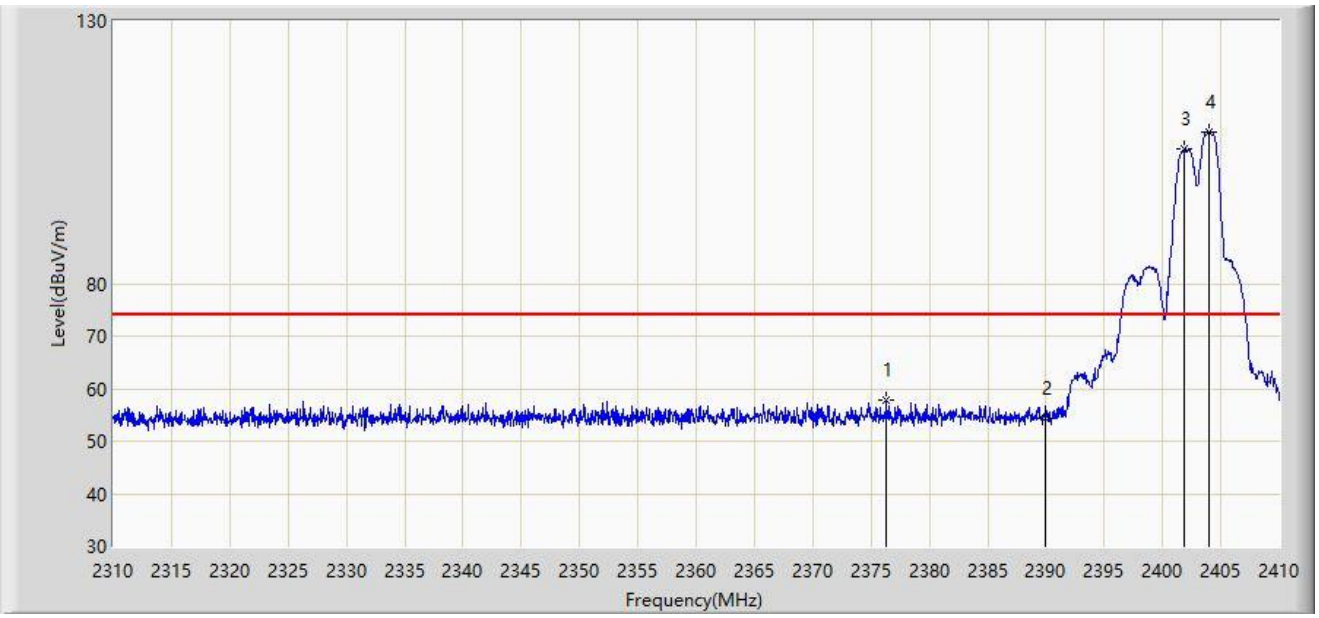

No	Mark	Frequency (MHz)	Measure Level (dBµV/m)	Reading Level (dBµV)	Margin (dB)	Limit (dBµV/m)	Factor (dB/m)	Type
1	*	2376.300	57.771	25.777	-16.229	74.000	31.994	PK
2		2390.000	54.220	22.197	-19.780	74.000	32.023	PK
3		2401.900	105.742	73.704	N/A	N/A	32.038	PK
4		2403.950	108.862	76.823	N/A	N/A	32.039	PK

Note 1: " * ", means this data is the worst emission level.

Note 2: Measure Level (dBµV/m) = Reading Level (dBµV) + Factor (dB/m).

Note 3: Factor (dB/m) = Cable Loss (dB) + Antenna Factor (dB/m).

Site: SIP-AC3	Test Date: 2024-05-19
Limit: FCC_2.4G_RE(3m)	Engineer: Oliver Cheng
Probe: HF907_102861_1-18GHz	Polarity: Horizontal
EUT: ACCESS POINT	Power: AC 120V/60Hz
Test Mode: Transmit at Ant 2 - Filter 1# - 2402MHz and Ant 4 - Filter 4# - 2404MHz	

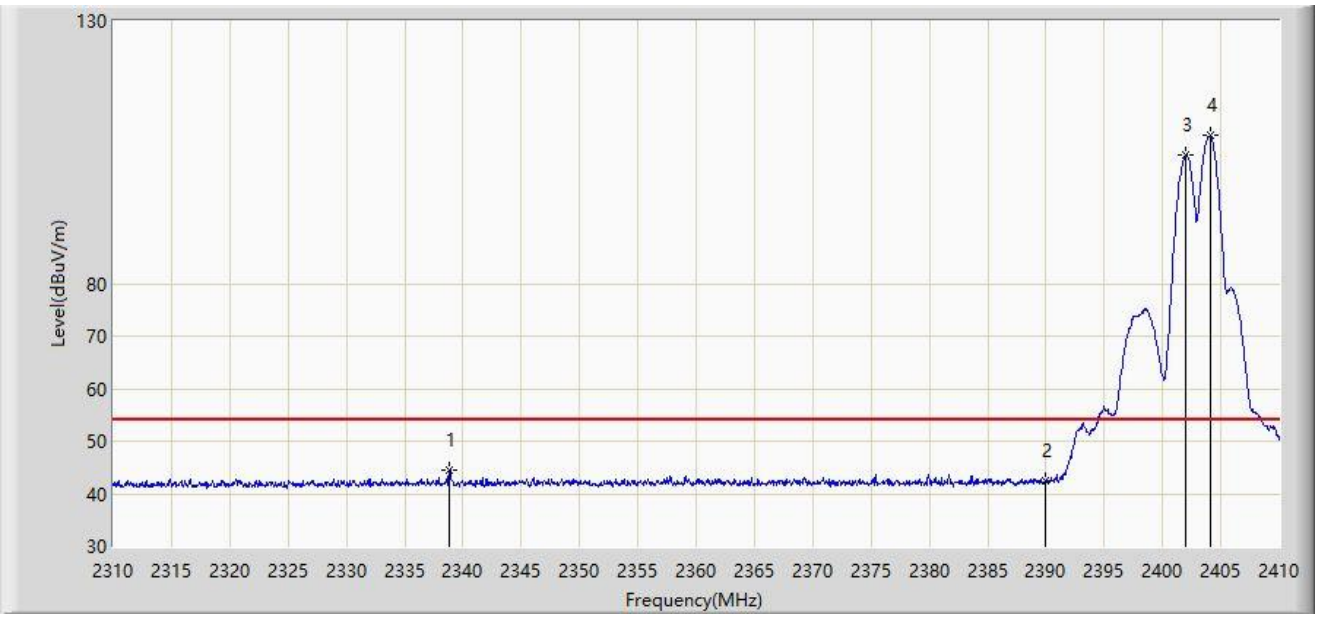

No	Mark	Frequency (MHz)	Measure Level (dBµV/m)	Reading Level (dBµV)	Margin (dB)	Limit (dBµV/m)	Factor (dB/m)	Type
1	*	2338.850	44.382	12.654	-9.618	54.000	31.728	AV
2		2390.000	42.600	10.577	-11.400	54.000	32.023	AV
3		2402.000	104.383	72.345	N/A	N/A	32.037	AV
4		2404.050	108.162	76.123	N/A	N/A	32.040	AV

Note 1: " * ", means this data is the worst emission level.

Note 2: Measure Level (dBµV/m) = Reading Level (dBµV) + Factor (dB/m).

Note 3: Factor (dB/m) = Cable Loss (dB) + Antenna Factor (dB/m).

Site: SIP-AC3	Test Date: 2024-05-19
Limit: FCC_2.4G_RE(3m)	Engineer: Oliver Cheng
Probe: HF907_102861_1-18GHz	Polarity: Vertical
EUT: ACCESS POINT	Power: AC 120V/60Hz
Test Mode: Transmit at Ant 2 - Filter 1# - 2402MHz and Ant 4 - Filter 4# - 2404MHz	

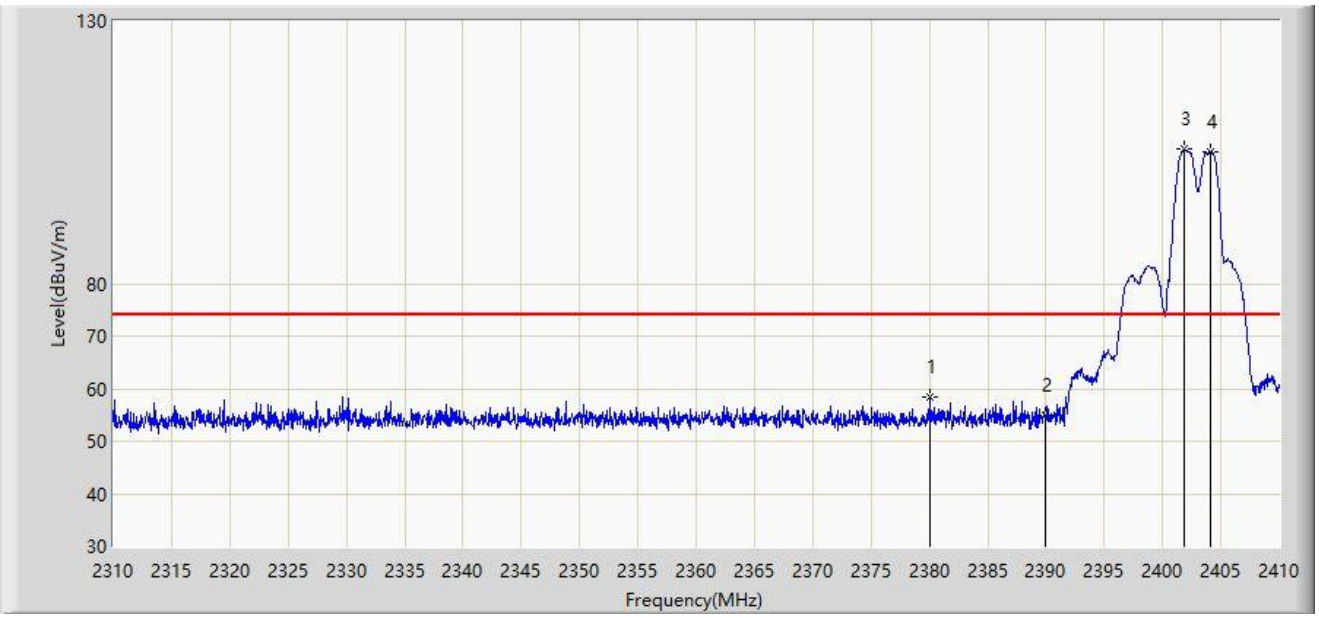

No	Mark	Frequency (MHz)	Measure Level (dBµV/m)	Reading Level (dBµV)	Margin (dB)	Limit (dBµV/m)	Factor (dB/m)	Type
1	*	2380.000	58.340	26.337	-15.660	74.000	32.003	PK
2		2390.000	54.847	22.824	-19.153	74.000	32.023	PK
3		2401.900	105.538	73.500	N/A	N/A	32.038	PK
4		2404.050	105.062	73.023	N/A	N/A	32.040	PK

Note 1: " * ", means this data is the worst emission level.

Note 2: Measure Level (dBµV/m) = Reading Level (dBµV) + Factor (dB/m).

Note 3: Factor (dB/m) = Cable Loss (dB) + Antenna Factor (dB/m).

Site: SIP-AC3	Test Date: 2024-05-19
Limit: FCC_2.4G_RE(3m)	Engineer: Oliver Cheng
Probe: HF907_102861_1-18GHz	Polarity: Vertical
EUT: ACCESS POINT	Power: AC 120V/60Hz
Test Mode: Transmit at Ant 2 - Filter 1# - 2402MHz and Ant 4 - Filter 4# - 2404MHz	

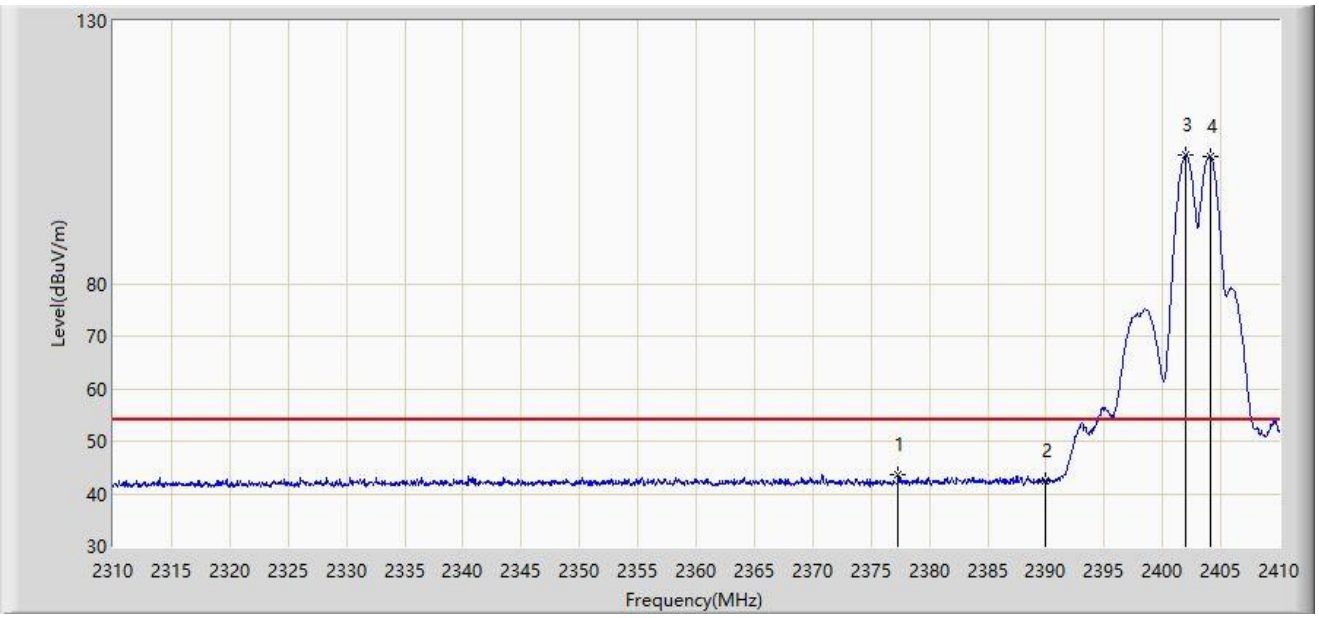

No	Mark	Frequency (MHz)	Measure Level (dBµV/m)	Reading Level (dBµV)	Margin (dB)	Limit (dBµV/m)	Factor (dB/m)	Type
1		2377.350	43.532	11.534	-10.468	54.000	31.998	AV
2		2390.000	42.469	10.446	-11.531	54.000	32.023	AV
3		2402.000	104.382	72.344	N/A	N/A	32.037	AV
4	*	2404.050	104.192	72.153	N/A	N/A	32.040	AV

Note 1: " * ", means this data is the worst emission level.

Note 2: Measure Level (dBµV/m) = Reading Level (dBµV) + Factor (dB/m).

Note 3: Factor (dB/m) = Cable Loss (dB) + Antenna Factor (dB/m).

Site: SIP-AC3	Test Date: 2024-05-19
Limit: FCC_2.4G_RE(3m)	Engineer: Oliver Cheng
Probe: HF907_102861_1-18GHz	Polarity: Horizontal
EUT: ACCESS POINT	Power: AC 120V/60Hz
Test Mode: Transmit at Ant 2 - Filter 1# - 2404MHz and Ant 4 - Filter 4# - 2402MHz	

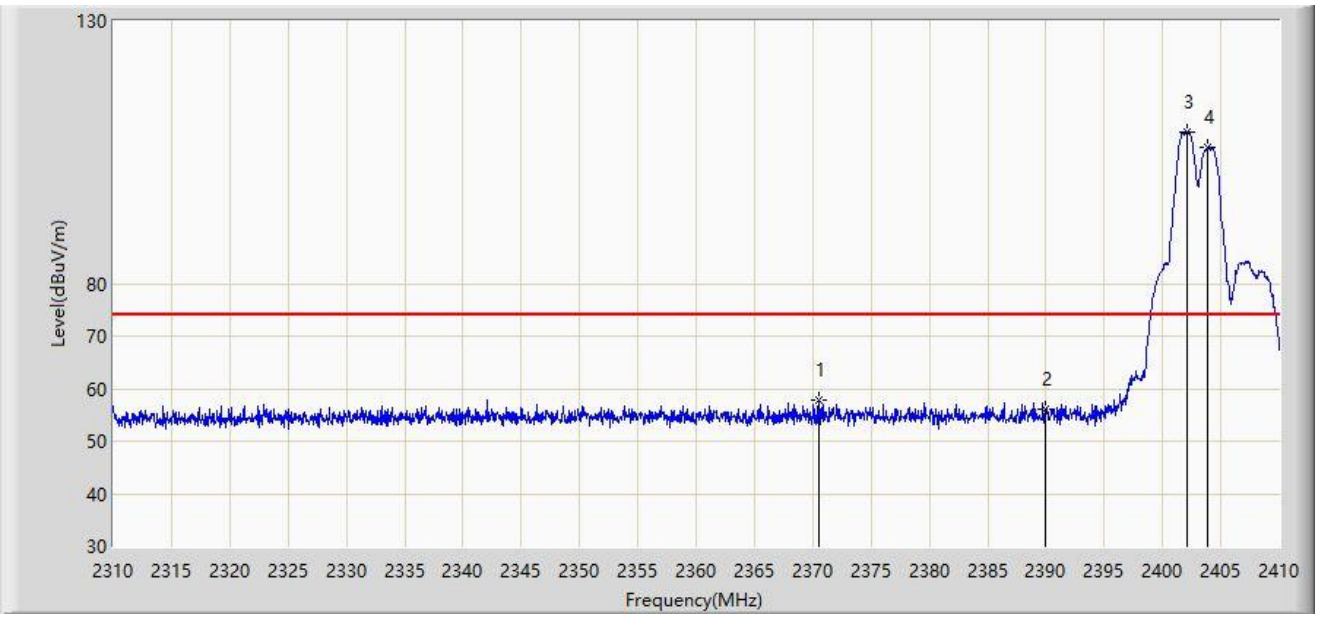

No	Mark	Frequency (MHz)	Measure Level (dBμV/m)	Reading Level (dBμV)	Margin (dB)	Limit (dBμV/m)	Factor (dB/m)	Type
1	*	2370.500	57.840	25.874	-16.160	74.000	31.966	PK
2		2390.000	56.131	24.108	-17.869	74.000	32.023	PK
3		2402.050	108.795	76.757	N/A	N/A	32.037	PK
4		2403.900	106.017	73.978	N/A	N/A	32.039	PK

Note 1: " * ", means this data is the worst emission level.

Note 2: Measure Level (dBμV/m) = Reading Level (dBμV) + Factor (dB/m).

Note 3: Factor (dB/m) = Cable Loss (dB) + Antenna Factor (dB/m).

Site: SIP-AC3	Test Date: 2024-05-19
Limit: FCC_2.4G_RE(3m)	Engineer: Oliver Cheng
Probe: HF907_102861_1-18GHz	Polarity: Horizontal
EUT: ACCESS POINT	Power: AC 120V/60Hz
Test Mode: Transmit at Ant 2 - Filter 1# - 2404MHz and Ant 4 - Filter 4# - 2402MHz	

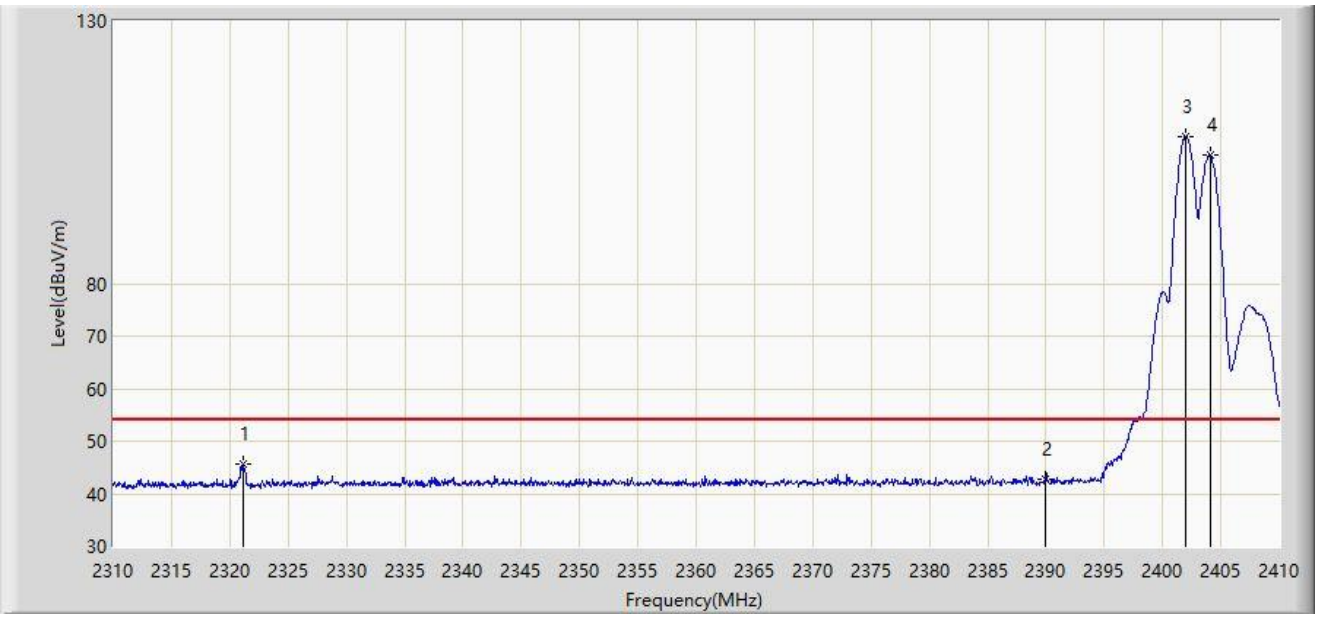

No	Mark	Frequency (MHz)	Measure Level (dBμV/m)	Reading Level (dBμV)	Margin (dB)	Limit (dBμV/m)	Factor (dB/m)	Type
1	*	2321.150	45.508	13.898	-8.492	54.000	31.610	AV
2		2390.000	42.823	10.800	-11.177	54.000	32.023	AV
3		2402.000	108.068	76.030	N/A	N/A	32.037	AV
4		2404.050	104.436	72.397	N/A	N/A	32.040	AV

Note 1: " * ", means this data is the worst emission level.

Note 2: Measure Level (dBμV/m) = Reading Level (dBμV) + Factor (dB/m).

Note 3: Factor (dB/m) = Cable Loss (dB) + Antenna Factor (dB/m).

Site: SIP-AC3	Test Date: 2024-05-19
Limit: FCC_2.4G_RE(3m)	Engineer: Oliver Cheng
Probe: HF907_102861_1-18GHz	Polarity: Vertical
EUT: ACCESS POINT	Power: AC 120V/60Hz
Test Mode: Transmit at Ant 2 - Filter 1# - 2404MHz and Ant 4 - Filter 4# - 2402MHz	

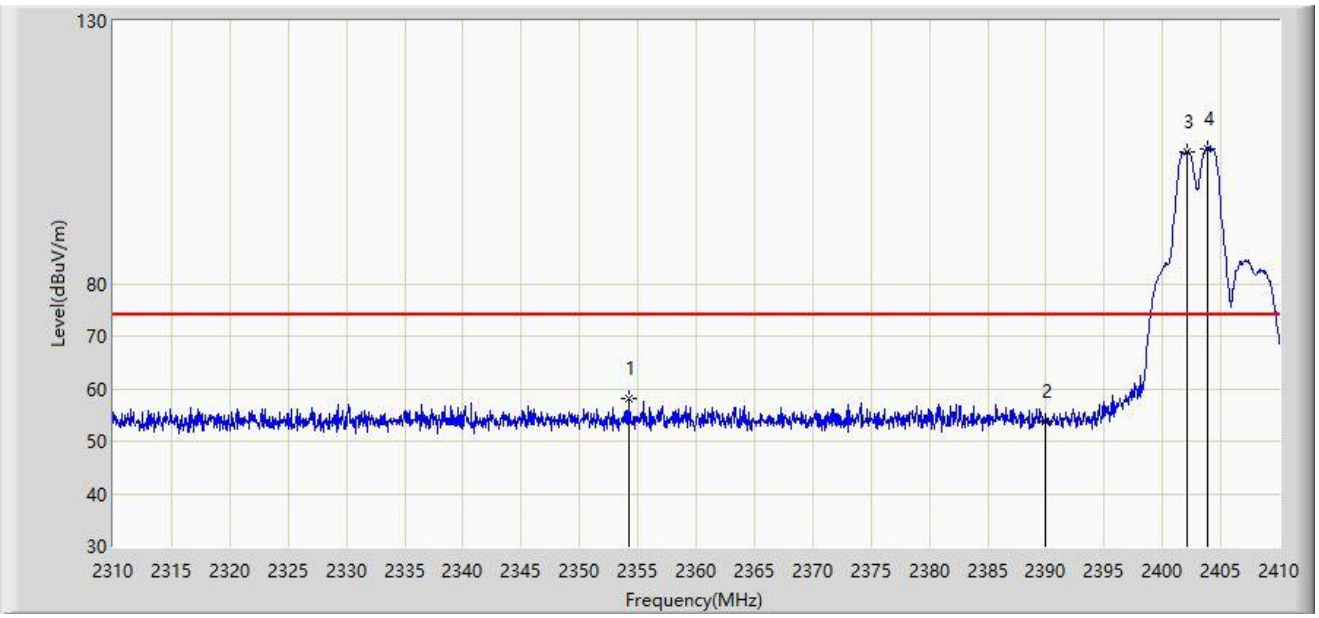

No	Mark	Frequency (MHz)	Measure Level (dBµV/m)	Reading Level (dBµV)	Margin (dB)	Limit (dBµV/m)	Factor (dB/m)	Type
1	*	2354.250	58.248	26.386	-15.752	74.000	31.862	PK
2		2390.000	53.625	21.602	-20.375	74.000	32.023	PK
3		2402.100	105.060	73.022	N/A	N/A	32.038	PK
4		2403.800	105.674	73.635	N/A	N/A	32.039	PK

Note 1: " * ", means this data is the worst emission level.

Note 2: Measure Level (dBµV/m) = Reading Level (dBµV) + Factor (dB/m).

Note 3: Factor (dB/m) = Cable Loss (dB) + Antenna Factor (dB/m).

Site: SIP-AC3	Test Date: 2024-05-19
Limit: FCC_2.4G_RE(3m)	Engineer: Oliver Cheng
Probe: HF907_102861_1-18GHz	Polarity: Vertical
EUT: ACCESS POINT	Power: AC 120V/60Hz
Test Mode: Transmit at Ant 2 - Filter 1# - 2404MHz and Ant 4 - Filter 4# - 2402MHz	

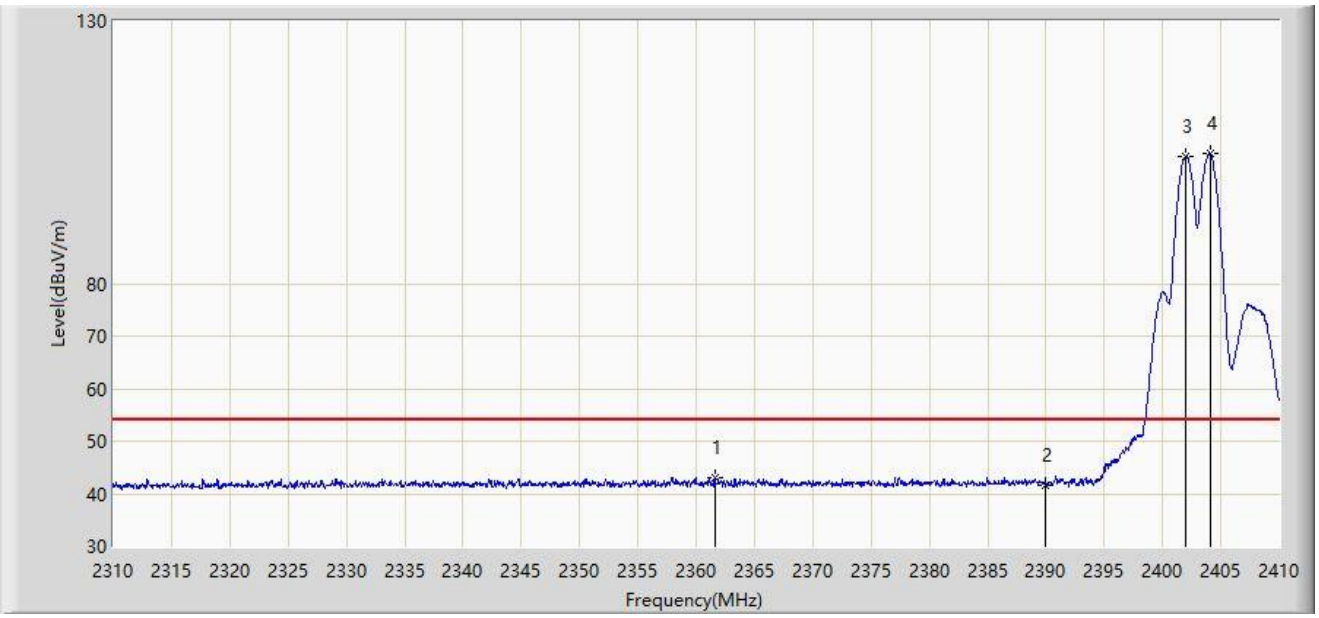

No	Mark	Frequency (MHz)	Measure Level (dBµV/m)	Reading Level (dBµV)	Margin (dB)	Limit (dBµV/m)	Factor (dB/m)	Type
1	*	2361.600	43.148	11.224	-10.852	54.000	31.924	AV
2		2390.000	41.682	9.659	-12.318	54.000	32.023	AV
3		2401.950	104.176	72.138	N/A	N/A	32.038	AV
4		2404.050	104.707	72.668	N/A	N/A	32.040	AV

Note 1: " * ", means this data is the worst emission level.

Note 2: Measure Level (dBµV/m) = Reading Level (dBµV) + Factor (dB/m).

Note 3: Factor (dB/m) = Cable Loss (dB) + Antenna Factor (dB/m).

Site: SIP-AC3	Test Date: 2024-05-14
Limit: FCC_2.4G_RE(3m)	Engineer: Justin Guo
Probe: HF907_102861_1-18GHz	Polarity: Horizontal
EUT: ACCESS POINT	Power: AC 120V/60Hz
Test Mode: Transmit at Ant 2 - Filter 1# - 2468MHz and Ant 4 - Filter 4# - 2470MHz	

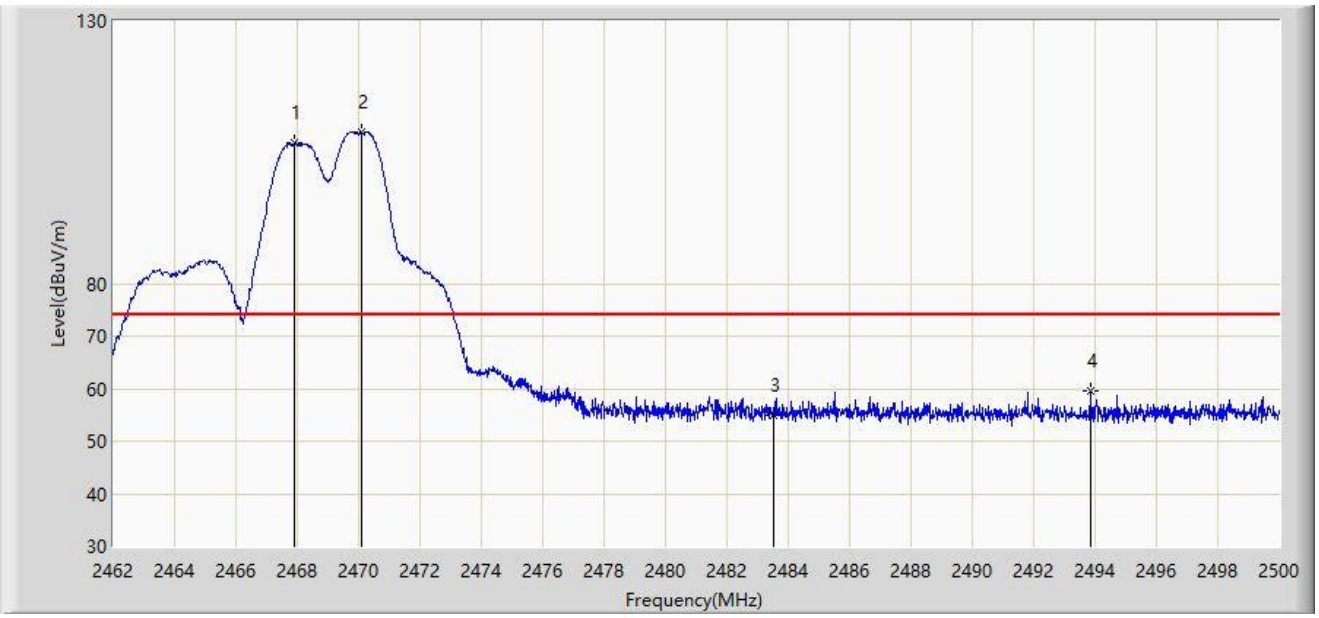

No	Mark	Frequency (MHz)	Measure Level (dBµV/m)	Reading Level (dBµV)	Margin (dB)	Limit (dBµV/m)	Factor (dB/m)	Type
1		2467.909	106.890	74.653	N/A	N/A	32.237	PK
2		2470.113	108.886	76.641	N/A	N/A	32.245	PK
3		2483.500	54.928	22.628	-19.072	74.000	32.300	PK
4	*	2493.844	59.516	27.162	-14.484	74.000	32.354	PK

Note 1: " * ", means this data is the worst emission level.

Note 2: Measure Level (dBµV/m) = Reading Level (dBµV) + Factor (dB/m).

Note 3: Factor (dB/m) = Cable Loss (dB) + Antenna Factor (dB/m).

Site: SIP-AC3	Test Date: 2024-05-14
Limit: FCC_2.4G_RE(3m)	Engineer: Justin Guo
Probe: HF907_102861_1-18GHz	Polarity: Horizontal
EUT: ACCESS POINT	Power: AC 120V/60Hz
Test Mode: Transmit at Ant 2 - Filter 1# - 2468MHz and Ant 4 - Filter 4# - 2470MHz	

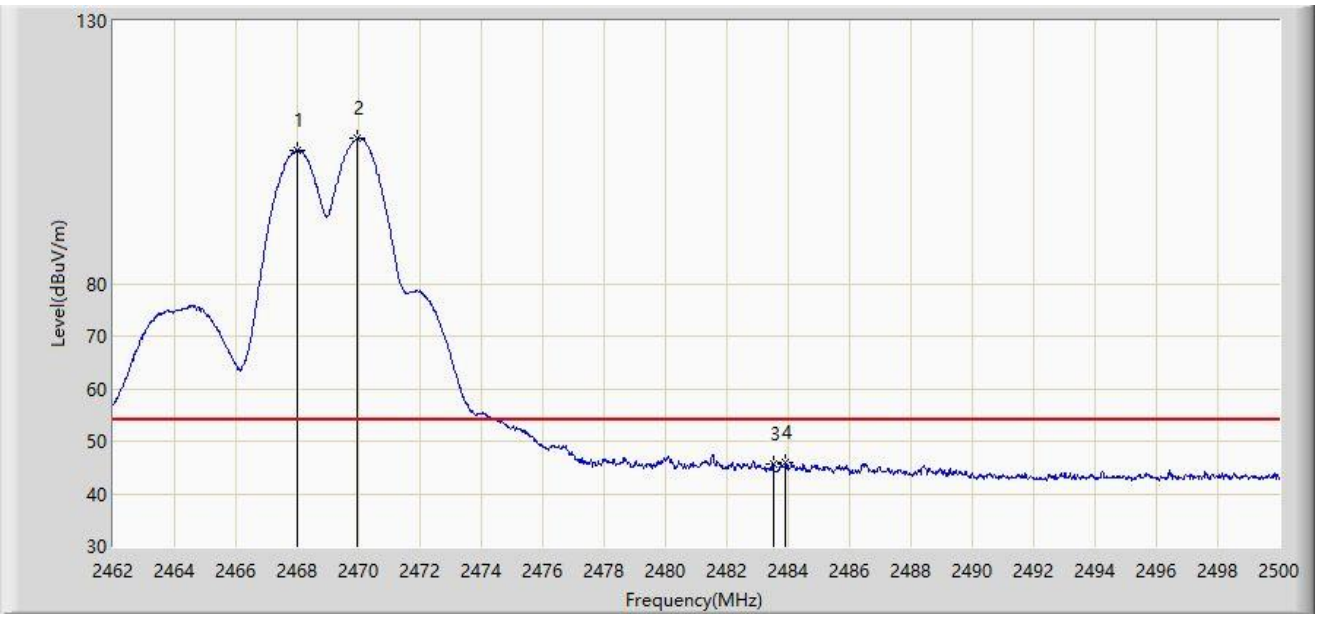

No	Mark	Frequency (MHz)	Measure Level (dBμV/m)	Reading Level (dBμV)	Margin (dB)	Limit (dBμV/m)	Factor (dB/m)	Type
1		2468.004	105.364	73.126	N/A	N/A	32.237	AV
2		2469.961	107.568	75.323	N/A	N/A	32.245	AV
3		2483.500	45.511	13.211	-8.489	54.000	32.300	AV
4	*	2483.926	45.804	13.502	-8.196	54.000	32.303	AV

Note 1: " * ", means this data is the worst emission level.

Note 2: Measure Level (dBμV/m) = Reading Level (dBμV) + Factor (dB/m).

Note 3: Factor (dB/m) = Cable Loss (dB) + Antenna Factor (dB/m).

Site: SIP-AC3	Test Date: 2024-05-14
Limit: FCC_2.4G_RE(3m)	Engineer: Justin Guo
Probe: HF907_102861_1-18GHz	Polarity: Vertical
EUT: ACCESS POINT	Power: AC 120V/60Hz
Test Mode: Transmit at Ant 2 - Filter 1# - 2468MHz and Ant 4 - Filter 4# - 2470MHz	

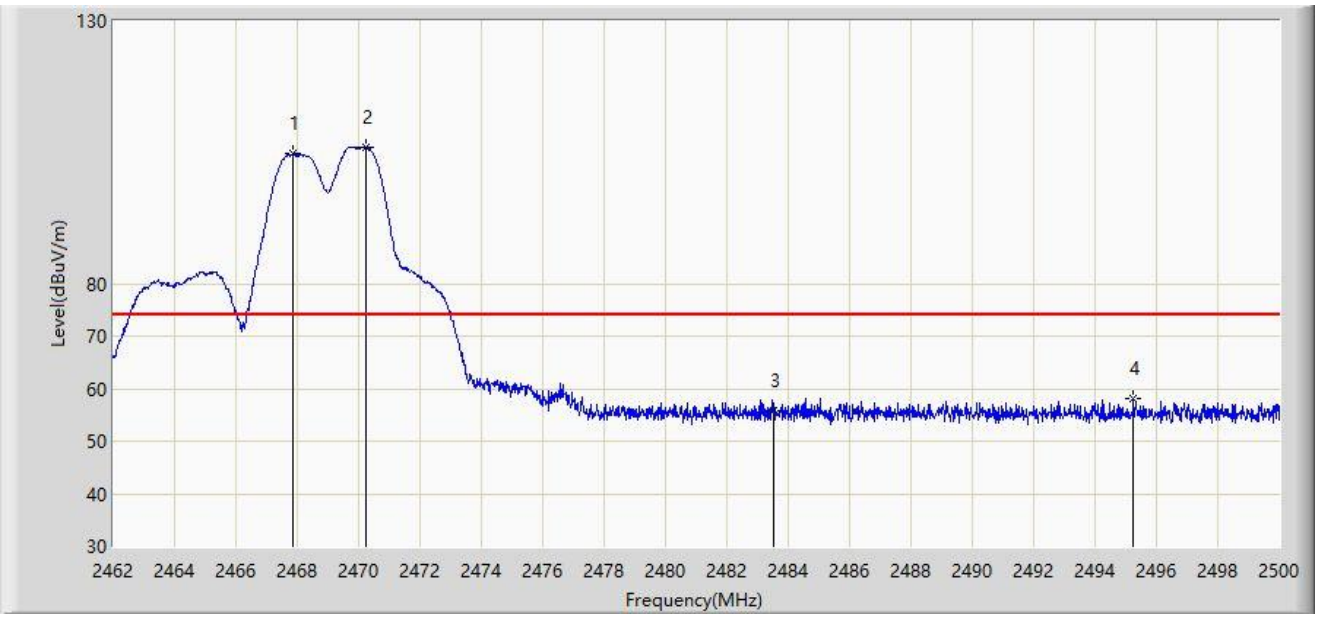

No	Mark	Frequency (MHz)	Measure Level (dBµV/m)	Reading Level (dBµV)	Margin (dB)	Limit (dBµV/m)	Factor (dB/m)	Type
1		2467.871	104.735	72.498	N/A	N/A	32.237	PK
2		2470.246	105.946	73.700	N/A	N/A	32.245	PK
3		2483.500	55.718	23.418	-18.282	74.000	32.300	PK
4	*	2495.250	58.119	25.758	-15.881	74.000	32.361	PK

Note 1: " * ", means this data is the worst emission level.

Note 2: Measure Level (dBµV/m) = Reading Level (dBµV) + Factor (dB/m).

Note 3: Factor (dB/m) = Cable Loss (dB) + Antenna Factor (dB/m).

Site: SIP-AC3	Test Date: 2024-05-14
Limit: FCC_2.4G_RE(3m)	Engineer: Justin Guo
Probe: HF907_102861_1-18GHz	Polarity: Vertical
EUT: ACCESS POINT	Power: AC 120V/60Hz
Test Mode: Transmit at Ant 2 - Filter 1# - 2468MHz and Ant 4 - Filter 4# - 2470MHz	

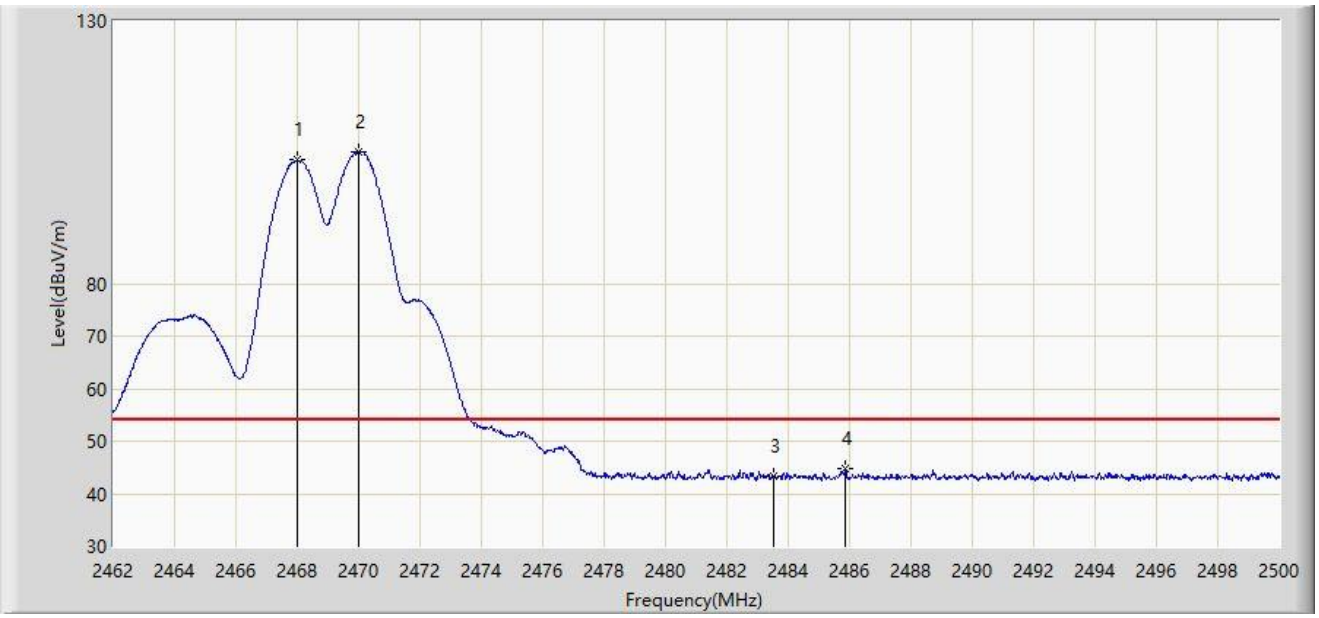

No	Mark	Frequency (MHz)	Measure Level (dBµV/m)	Reading Level (dBµV)	Margin (dB)	Limit (dBµV/m)	Factor (dB/m)	Type
1		2467.985	103.480	71.243	N/A	N/A	32.237	AV
2		2470.018	105.141	72.896	N/A	N/A	32.244	AV
3		2483.500	43.249	10.949	-10.751	54.000	32.300	AV
4	*	2485.864	44.706	12.393	-9.294	54.000	32.312	AV

Note 1: " * ", means this data is the worst emission level.

Note 2: Measure Level (dBµV/m) = Reading Level (dBµV) + Factor (dB/m).

Note 3: Factor (dB/m) = Cable Loss (dB) + Antenna Factor (dB/m).

Site: SIP-AC3	Test Date: 2024-05-14
Limit: FCC_2.4G_RE(3m)	Engineer: Justin Guo
Probe: HF907_102861_1-18GHz	Polarity: Horizontal
EUT: ACCESS POINT	Power: AC 120V/60Hz
Test Mode: Transmit at Ant 2 - Filter 1# - 2468MHz and Ant 4 - Filter 4# - 2472MHz	

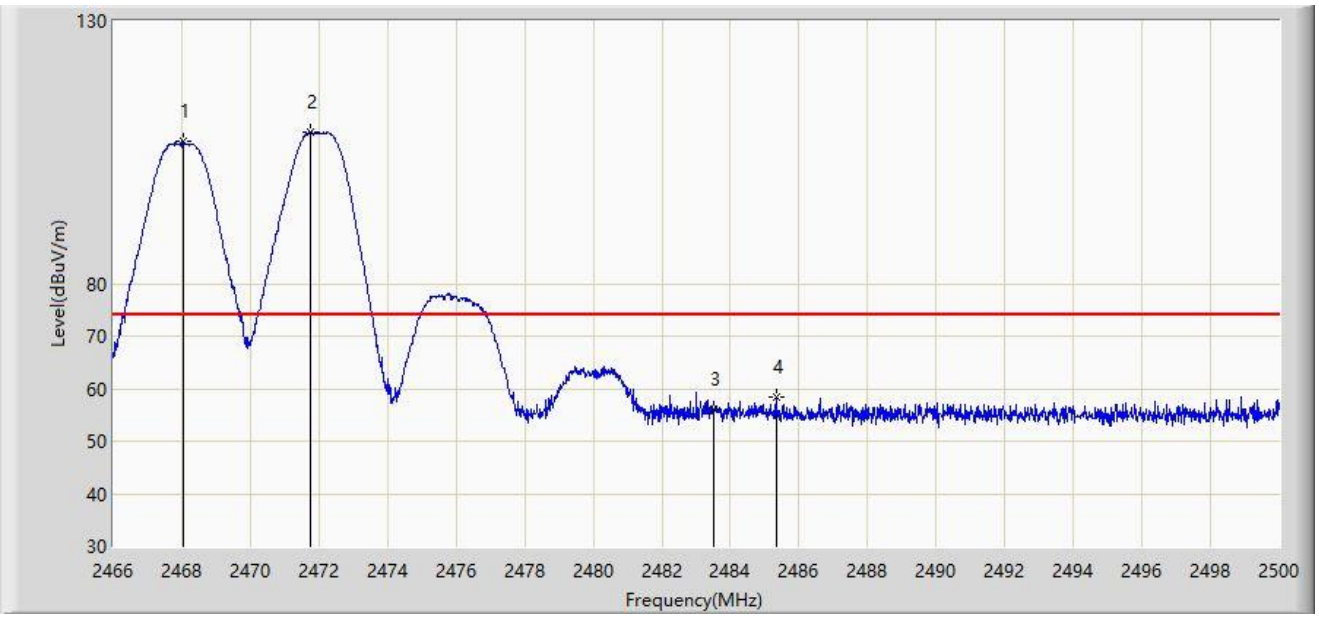

No	Mark	Frequency (MHz)	Measure Level (dBμV/m)	Reading Level (dBμV)	Margin (dB)	Limit (dBμV/m)	Factor (dB/m)	Type
1		2468.040	106.986	74.748	N/A	N/A	32.237	PK
2		2471.746	108.769	76.518	N/A	N/A	32.251	PK
3		2483.500	55.961	23.661	-18.039	74.000	32.300	PK
4	*	2485.346	58.264	25.954	-15.736	74.000	32.310	PK

Note 1: " * ", means this data is the worst emission level.

Note 2: Measure Level (dBμV/m) = Reading Level (dBμV) + Factor (dB/m).

Note 3: Factor (dB/m) = Cable Loss (dB) + Antenna Factor (dB/m).

Site: SIP-AC3	Test Date: 2024-05-14
Limit: FCC_2.4G_RE(3m)	Engineer: Justin Guo
Probe: HF907_102861_1-18GHz	Polarity: Horizontal
EUT: ACCESS POINT	Power: AC 120V/60Hz
Test Mode: Transmit at Ant 2 - Filter 1# - 2468MHz and Ant 4 - Filter 4# - 2472MHz	

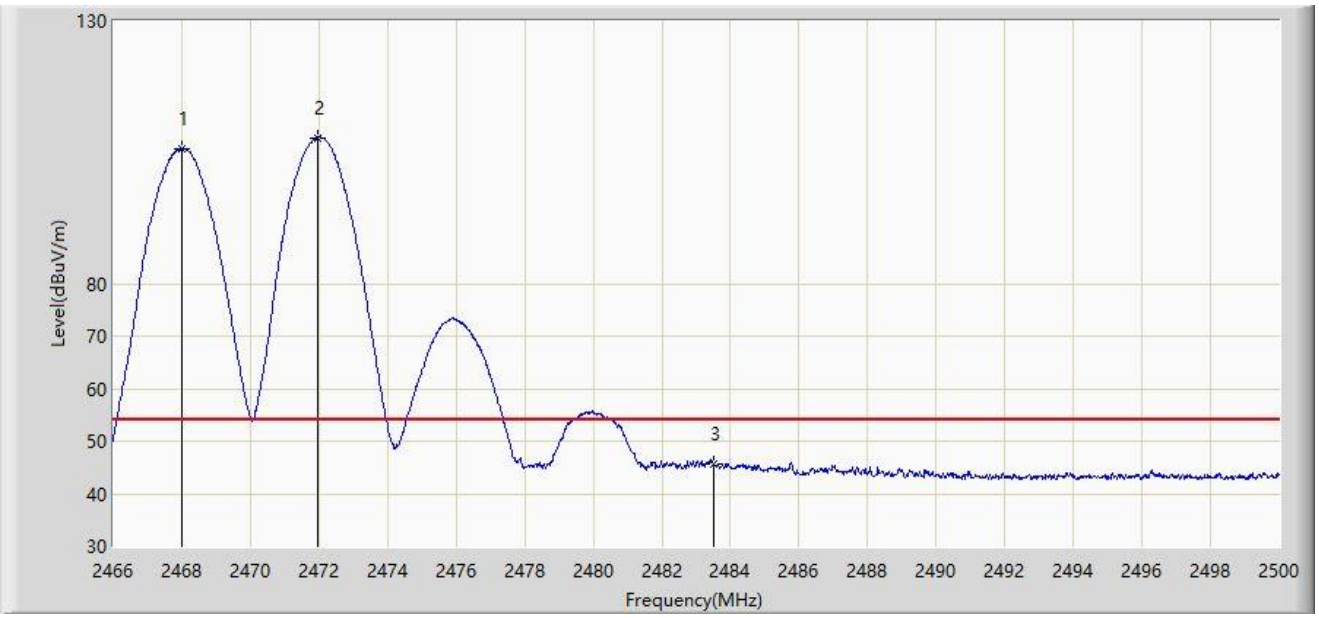

No	Mark	Frequency (MHz)	Measure Level (dBμV/m)	Reading Level (dBμV)	Margin (dB)	Limit (dBμV/m)	Factor (dB/m)	Type
1		2467.989	105.682	73.445	N/A	N/A	32.237	AV
2		2471.950	107.825	75.573	N/A	N/A	32.252	AV
3	*	2483.500	45.581	13.281	-8.419	54.000	32.300	AV

Note 1: " * ", means this data is the worst emission level.

Note 2: Measure Level (dBμV/m) = Reading Level (dBμV) + Factor (dB/m).

Note 3: Factor (dB/m) = Cable Loss (dB) + Antenna Factor (dB/m).

Site: SIP-AC3	Test Date: 2024-05-14
Limit: FCC_2.4G_RE(3m)	Engineer: Justin Guo
Probe: HF907_102861_1-18GHz	Polarity: Vertical
EUT: ACCESS POINT	Power: AC 120V/60Hz
Test Mode: Transmit at Ant 2 - Filter 1# - 2468MHz and Ant 4 - Filter 4# - 2472MHz	

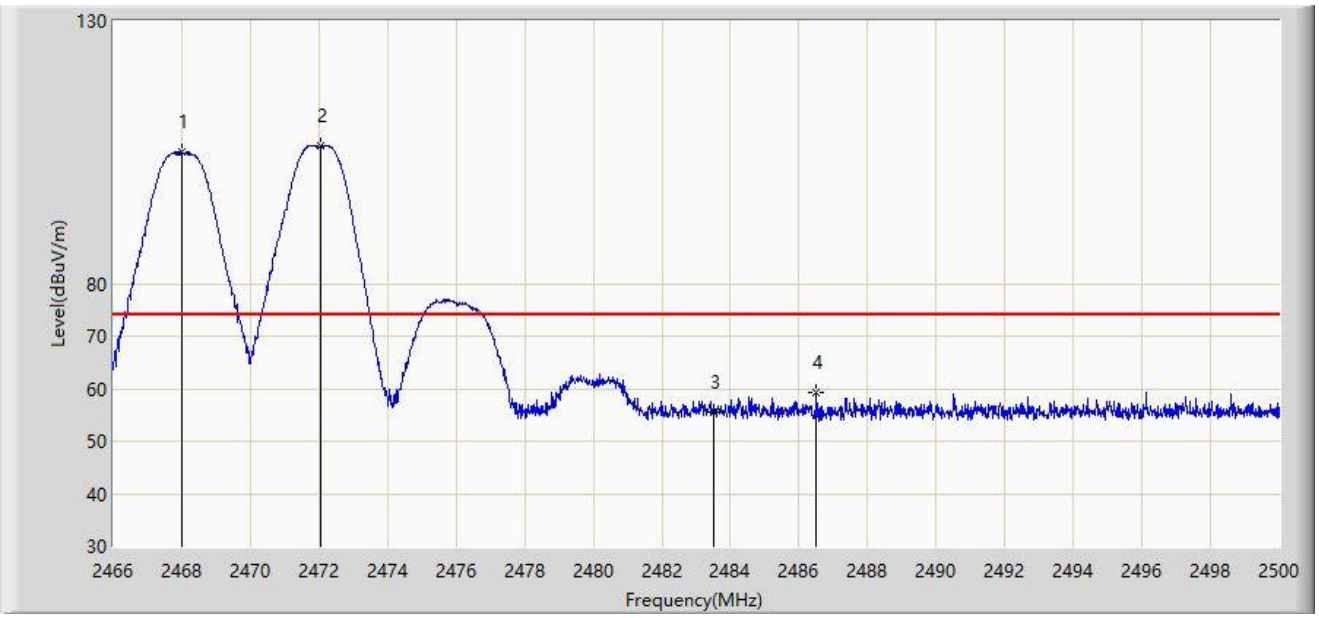

No	Mark	Frequency (MHz)	Measure Level (dBμV/m)	Reading Level (dBμV)	Margin (dB)	Limit (dBμV/m)	Factor (dB/m)	Type
1		2467.989	105.098	72.861	N/A	N/A	32.237	PK
2		2472.069	106.333	74.081	N/A	N/A	32.253	PK
3		2483.500	55.623	23.323	-18.377	74.000	32.300	PK
4	*	2486.502	59.176	26.860	-14.824	74.000	32.316	PK

Note 1: " * ", means this data is the worst emission level.

Note 2: Measure Level (dBμV/m) = Reading Level (dBμV) + Factor (dB/m).

Note 3: Factor (dB/m) = Cable Loss (dB) + Antenna Factor (dB/m).

Site: SIP-AC3	Test Date: 2024-05-14
Limit: FCC_2.4G_RE(3m)	Engineer: Justin Guo
Probe: HF907_102861_1-18GHz	Polarity: Vertical
EUT: ACCESS POINT	Power: AC 120V/60Hz
Test Mode: Transmit at Ant 2 - Filter 1# - 2468MHz and Ant 4 - Filter 4# - 2472MHz	

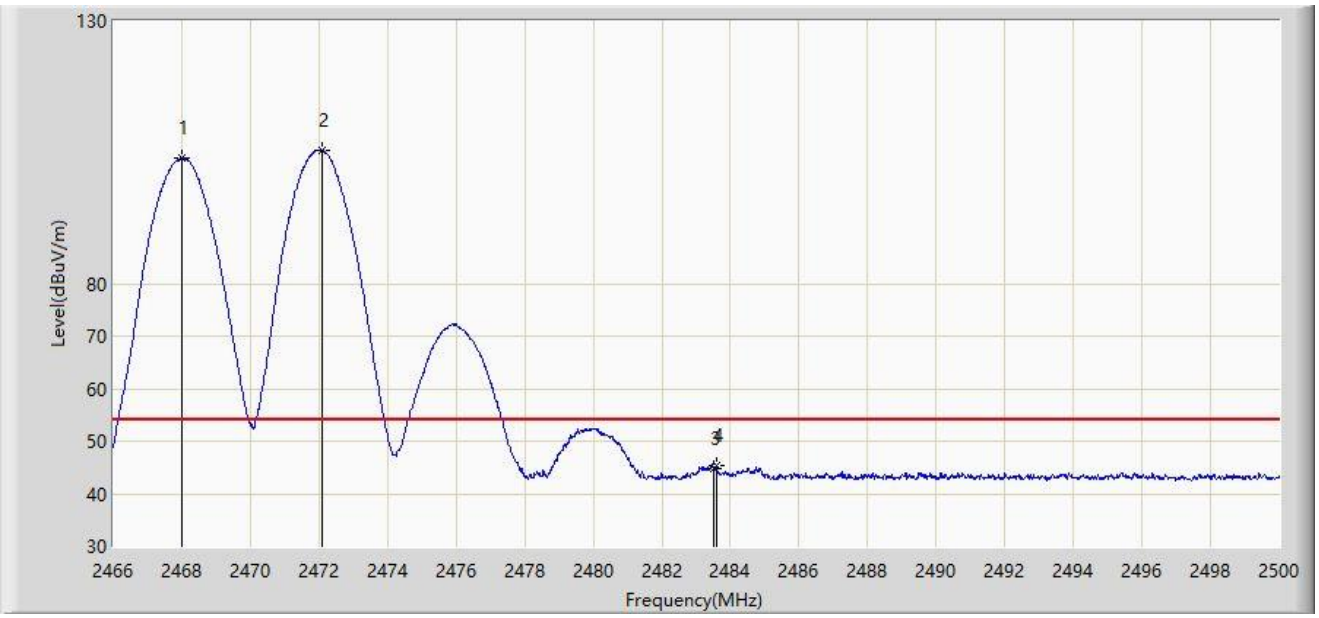

No	Mark	Frequency (MHz)	Measure Level (dBμV/m)	Reading Level (dBμV)	Margin (dB)	Limit (dBμV/m)	Factor (dB/m)	Type
1		2467.989	103.827	71.590	N/A	N/A	32.237	AV
2		2472.086	105.346	73.094	N/A	N/A	32.253	AV
3		2483.500	44.841	12.541	-9.159	54.000	32.300	AV
4	*	2483.578	45.261	12.960	-8.739	54.000	32.301	AV

Note 1: " * ", means this data is the worst emission level.

Note 2: Measure Level (dBμV/m) = Reading Level (dBμV) + Factor (dB/m).

Note 3: Factor (dB/m) = Cable Loss (dB) + Antenna Factor (dB/m).

Site: SIP-AC3	Test Date: 2024-05-14
Limit: FCC_2.4G_RE(3m)	Engineer: Justin Guo
Probe: HF907_102861_1-18GHz	Polarity: Horizontal
EUT: ACCESS POINT	Power: AC 120V/60Hz
Test Mode: Transmit at Ant 2 - Filter 1# - 2468MHz and Ant 4 - Filter 4# - 2474MHz	

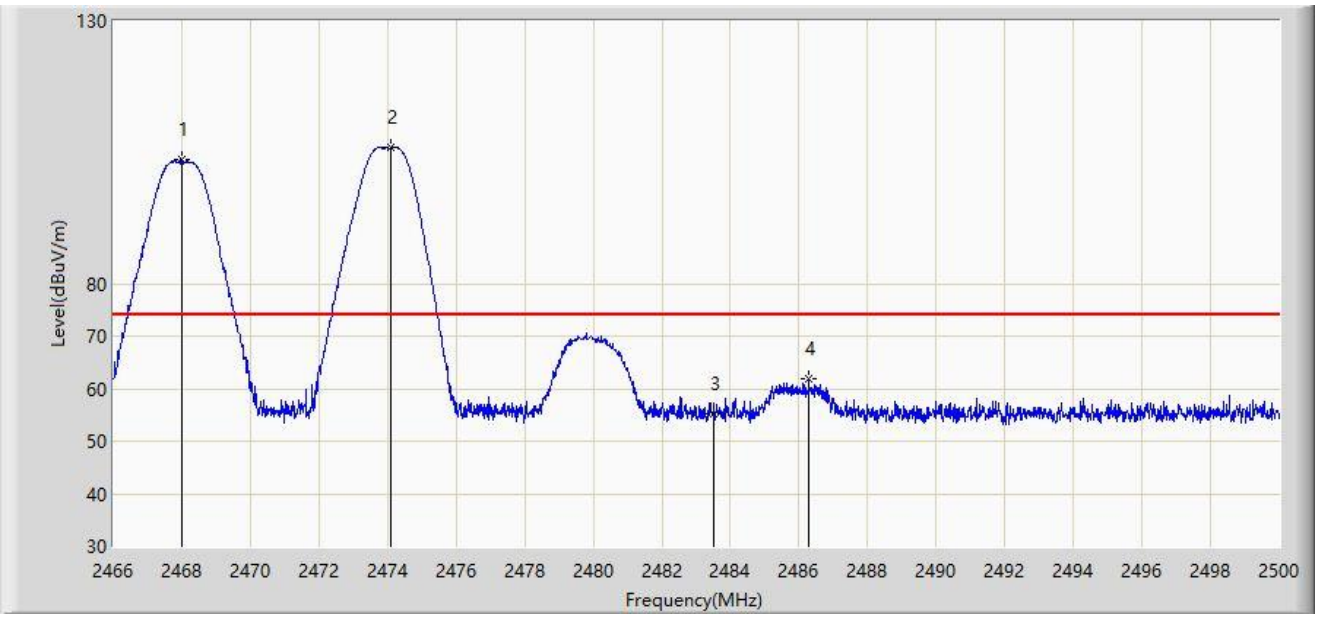

No	Mark	Frequency (MHz)	Measure Level (dBμV/m)	Reading Level (dBμV)	Margin (dB)	Limit (dBμV/m)	Factor (dB/m)	Type
1		2467.989	103.548	71.311	N/A	N/A	32.237	PK
2		2474.075	106.022	73.763	N/A	N/A	32.260	PK
3		2483.500	55.198	22.898	-18.802	74.000	32.300	PK
4	*	2486.281	61.775	29.460	-12.225	74.000	32.314	PK

Note 1: " * ", means this data is the worst emission level.

Note 2: Measure Level (dBμV/m) = Reading Level (dBμV) + Factor (dB/m).

Note 3: Factor (dB/m) = Cable Loss (dB) + Antenna Factor (dB/m).

Site: SIP-AC3	Test Date: 2024-05-14
Limit: FCC_2.4G_RE(3m)	Engineer: Justin Guo
Probe: HF907_102861_1-18GHz	Polarity: Horizontal
EUT: ACCESS POINT	Power: AC 120V/60Hz
Test Mode: Transmit at Ant 2 - Filter 1# - 2468MHz and Ant 4 - Filter 4# - 2474MHz	

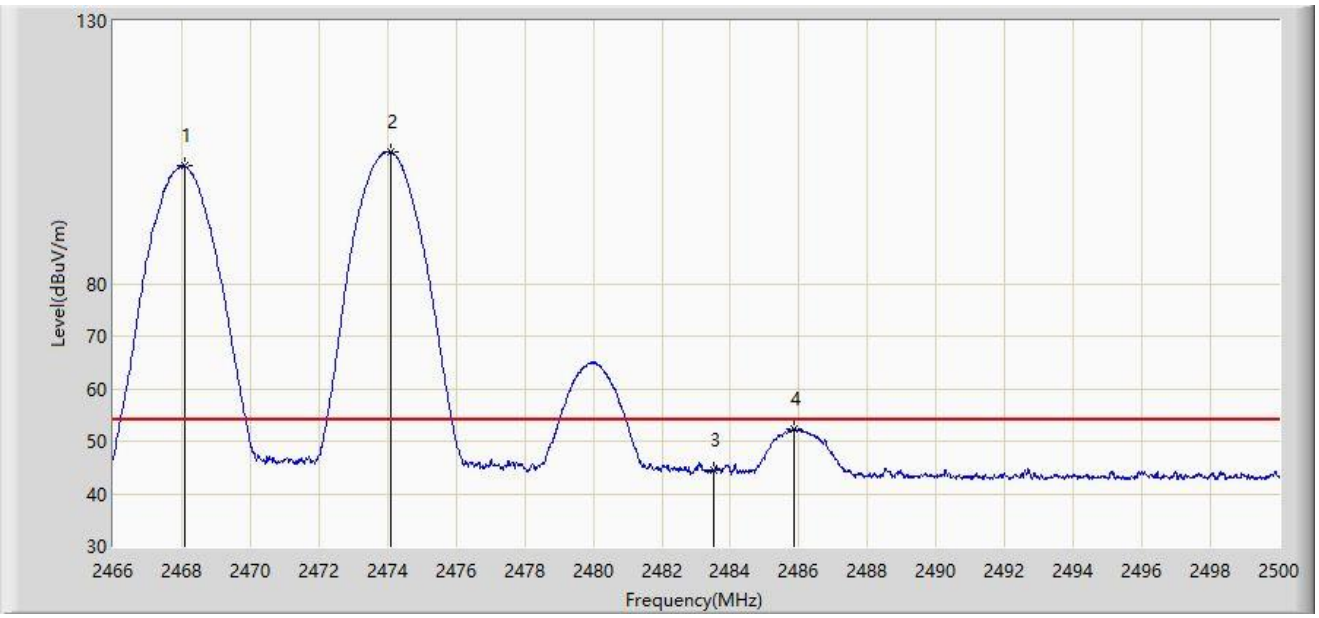

No	Mark	Frequency (MHz)	Measure Level (dBμV/m)	Reading Level (dBμV)	Margin (dB)	Limit (dBμV/m)	Factor (dB/m)	Type
1		2468.091	102.419	70.181	N/A	N/A	32.238	AV
2		2474.075	105.076	72.817	N/A	N/A	32.260	AV
3		2483.500	44.395	12.095	-9.605	54.000	32.300	AV
4	*	2485.839	52.269	19.957	-1.731	54.000	32.312	AV

Note 1: " * ", means this data is the worst emission level.

Note 2: Measure Level (dBμV/m) = Reading Level (dBμV) + Factor (dB/m).

Note 3: Factor (dB/m) = Cable Loss (dB) + Antenna Factor (dB/m).

Site: SIP-AC3	Test Date: 2024-05-14
Limit: FCC_2.4G_RE(3m)	Engineer: Justin Guo
Probe: HF907_102861_1-18GHz	Polarity: Vertical
EUT: ACCESS POINT	Power: AC 120V/60Hz
Test Mode: Transmit at Ant 2 - Filter 1# - 2468MHz and Ant 4 - Filter 4# - 2474MHz	

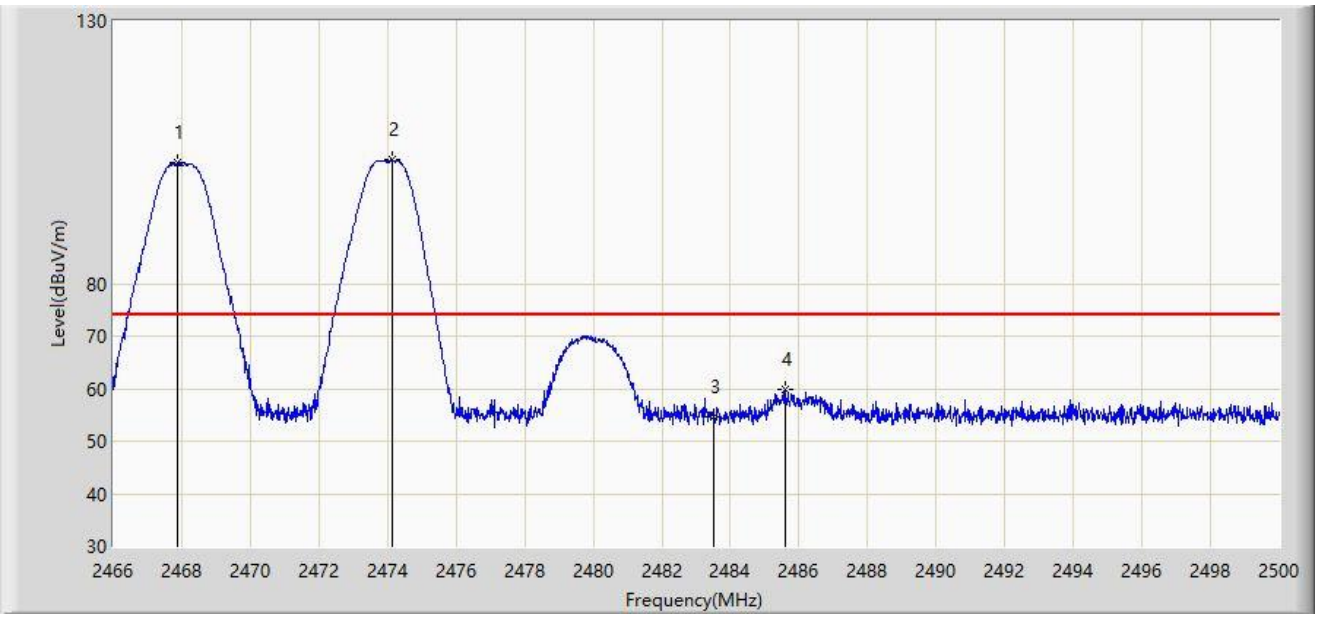

No	Mark	Frequency (MHz)	Measure Level (dBμV/m)	Reading Level (dBμV)	Margin (dB)	Limit (dBμV/m)	Factor (dB/m)	Type
1		2467.870	102.971	70.734	N/A	N/A	32.237	PK
2		2474.143	103.480	71.220	N/A	N/A	32.260	PK
3		2483.500	54.725	22.425	-19.275	74.000	32.300	PK
4	*	2485.584	59.880	27.569	-14.120	74.000	32.311	PK

Note 1: " * ", means this data is the worst emission level.

Note 2: Measure Level (dBμV/m) = Reading Level (dBμV) + Factor (dB/m).

Note 3: Factor (dB/m) = Cable Loss (dB) + Antenna Factor (dB/m).

Site: SIP-AC3	Test Date: 2024-05-14
Limit: FCC_2.4G_RE(3m)	Engineer: Justin Guo
Probe: HF907_102861_1-18GHz	Polarity: Vertical
EUT: ACCESS POINT	Power: AC 120V/60Hz
Test Mode: Transmit at Ant 2 - Filter 1# - 2468MHz and Ant 4 - Filter 4# - 2474MHz	

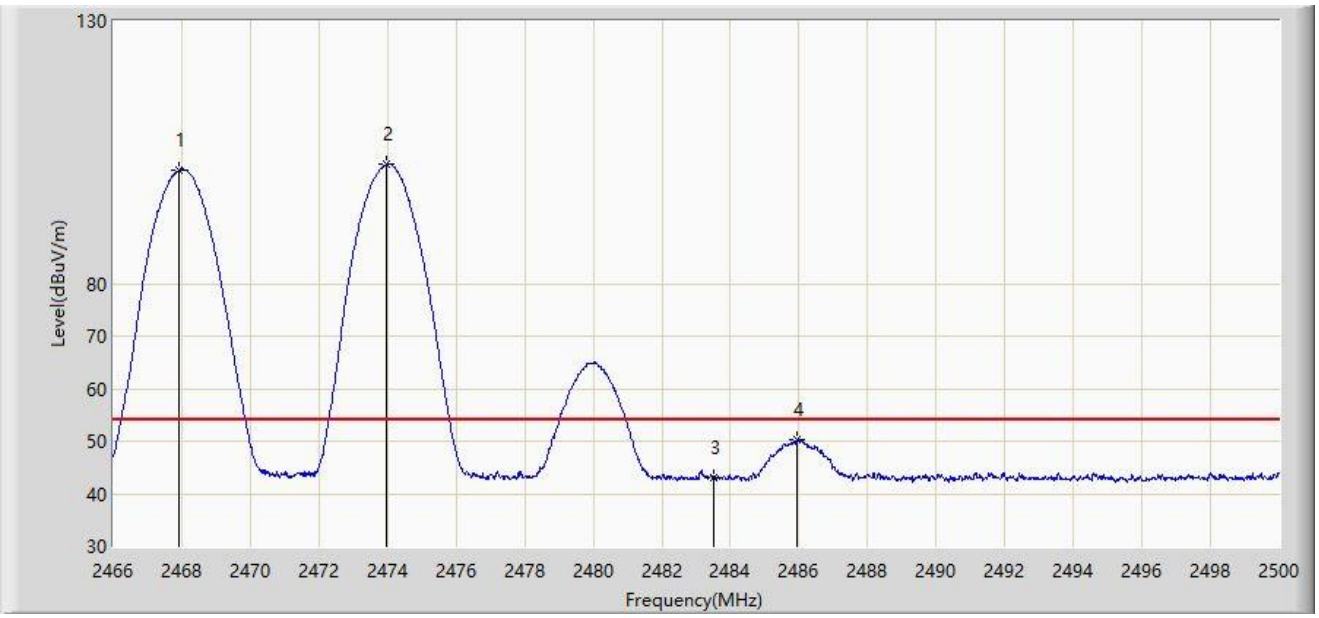

No	Mark	Frequency (MHz)	Measure Level (dBμV/m)	Reading Level (dBμV)	Margin (dB)	Limit (dBμV/m)	Factor (dB/m)	Type
1		2467.921	101.596	69.359	N/A	N/A	32.237	AV
2		2473.973	102.609	70.350	N/A	N/A	32.259	AV
3		2483.500	43.128	10.828	-10.872	54.000	32.300	AV
4	*	2485.941	50.372	18.059	-3.628	54.000	32.313	AV

Note 1: " * ", means this data is the worst emission level.

Note 2: Measure Level (dBμV/m) = Reading Level (dBμV) + Factor (dB/m).

Note 3: Factor (dB/m) = Cable Loss (dB) + Antenna Factor (dB/m).

Site: SIP-AC3	Test Date: 2024-05-14
Limit: FCC_2.4G_RE(3m)	Engineer: Justin Guo
Probe: HF907_102861_1-18GHz	Polarity: Horizontal
EUT: ACCESS POINT	Power: AC 120V/60Hz
Test Mode: Transmit at Ant 2 - Filter 1# - 2468MHz and Ant 4 - Filter 4# - 2476MHz	

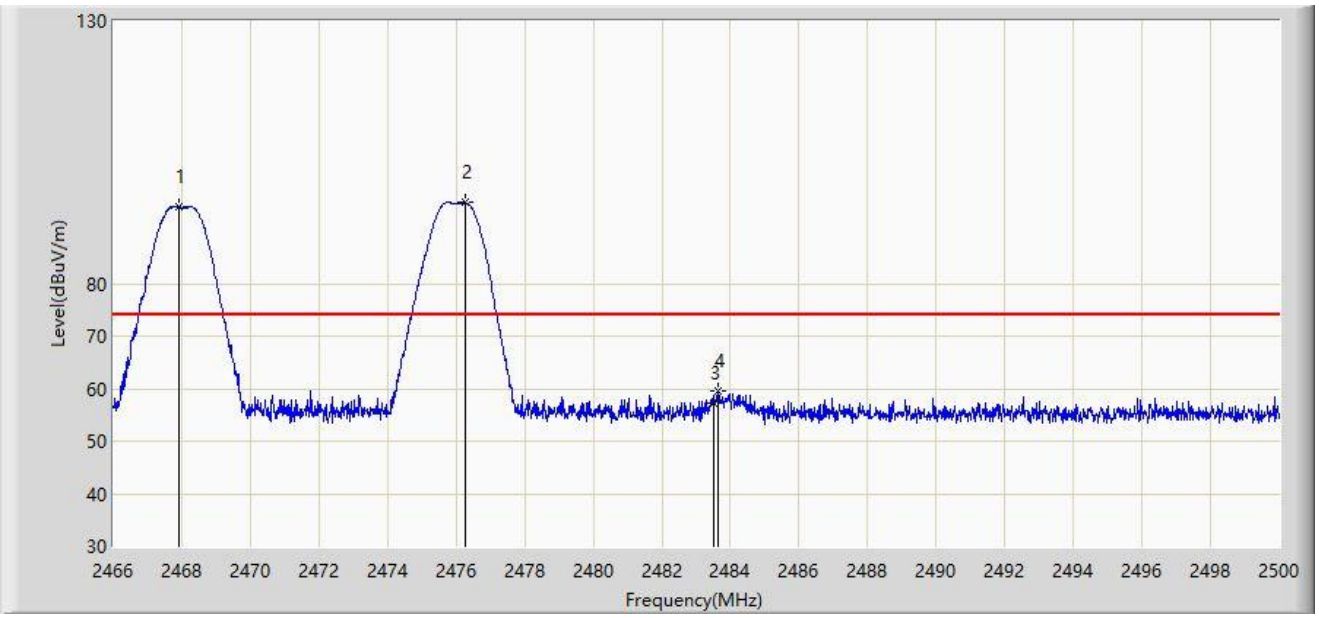

No	Mark	Frequency (MHz)	Measure Level (dBμV/m)	Reading Level (dBμV)	Margin (dB)	Limit (dBμV/m)	Factor (dB/m)	Type
1		2467.938	94.565	62.328	N/A	N/A	32.237	PK
2		2476.285	95.407	63.140	N/A	N/A	32.268	PK
3		2483.500	57.208	24.908	-16.792	74.000	32.300	PK
4	*	2483.646	59.514	27.213	-14.486	74.000	32.301	PK

Note 1: " * ", means this data is the worst emission level.

Note 2: Measure Level (dBμV/m) = Reading Level (dBμV) + Factor (dB/m).

Note 3: Factor (dB/m) = Cable Loss (dB) + Antenna Factor (dB/m).

Site: SIP-AC3	Test Date: 2024-05-14
Limit: FCC_2.4G_RE(3m)	Engineer: Justin Guo
Probe: HF907_102861_1-18GHz	Polarity: Horizontal
EUT: ACCESS POINT	Power: AC 120V/60Hz
Test Mode: Transmit at Ant 2 - Filter 1# - 2468MHz and Ant 4 - Filter 4# - 2476MHz	

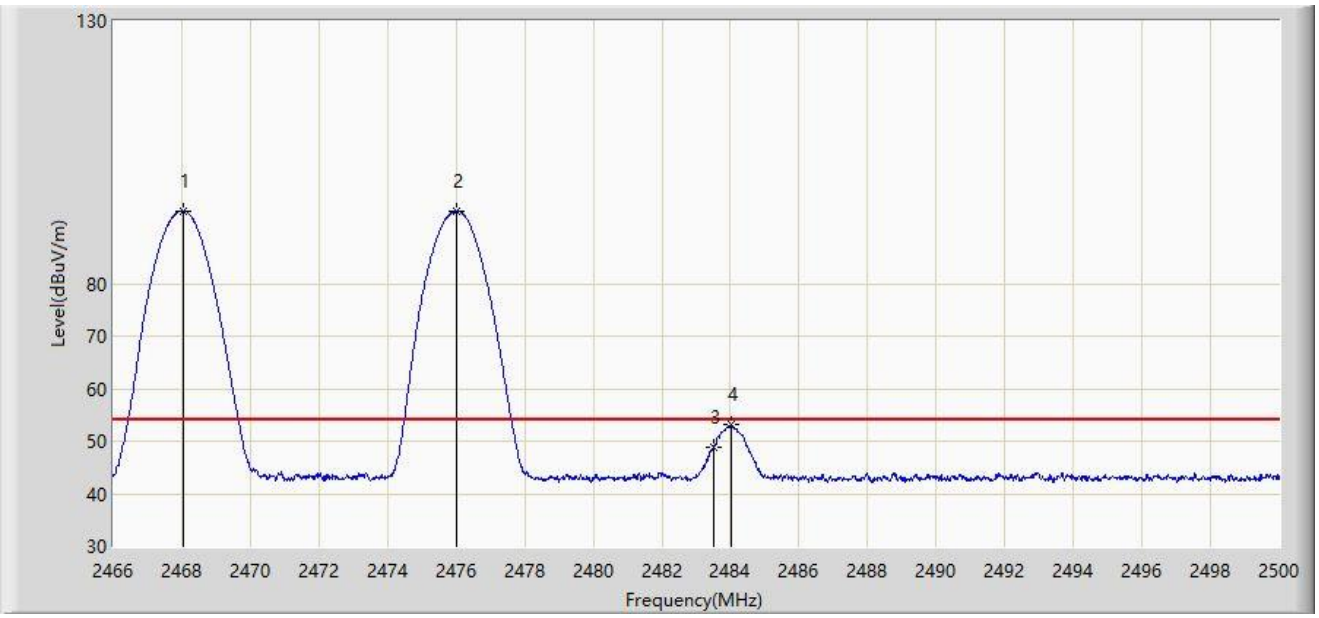

No	Mark	Frequency (MHz)	Measure Level (dBμV/m)	Reading Level (dBμV)	Margin (dB)	Limit (dBμV/m)	Factor (dB/m)	Type
1		2468.040	93.907	61.669	N/A	N/A	32.237	AV
2		2476.030	93.855	61.589	N/A	N/A	32.267	AV
3		2483.500	48.747	16.447	-5.253	54.000	32.300	AV
4	*	2484.037	53.138	20.835	-0.862	54.000	32.303	AV

Note 1: " * ", means this data is the worst emission level.

Note 2: Measure Level (dBμV/m) = Reading Level (dBμV) + Factor (dB/m).

Note 3: Factor (dB/m) = Cable Loss (dB) + Antenna Factor (dB/m).

Site: SIP-AC3	Test Date: 2024-05-14
Limit: FCC_2.4G_RE(3m)	Engineer: Justin Guo
Probe: HF907_102861_1-18GHz	Polarity: Vertical
EUT: ACCESS POINT	Power: AC 120V/60Hz
Test Mode: Transmit at Ant 2 - Filter 1# - 2468MHz and Ant 4 - Filter 4# - 2476MHz	

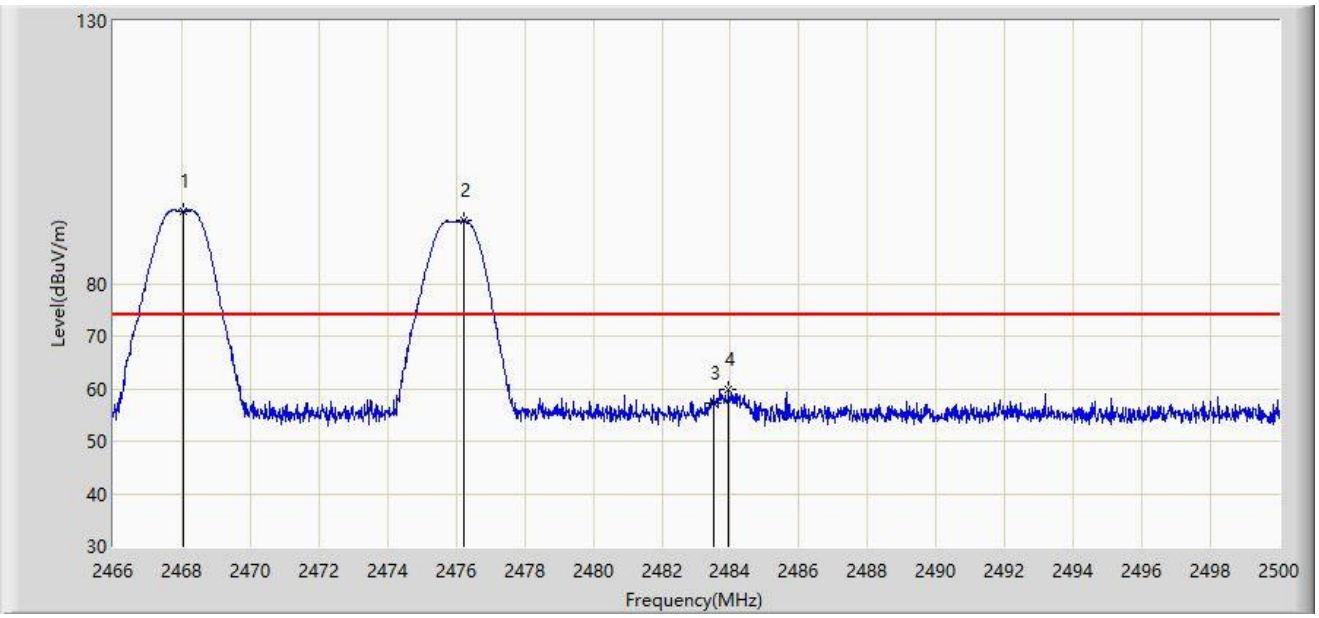

No	Mark	Frequency (MHz)	Measure Level (dBμV/m)	Reading Level (dBμV)	Margin (dB)	Limit (dBμV/m)	Factor (dB/m)	Type
1		2468.057	93.827	61.589	N/A	N/A	32.237	PK
2		2476.234	91.999	59.732	N/A	N/A	32.267	PK
3		2483.500	57.328	25.028	-16.672	74.000	32.300	PK
4	*	2483.935	59.815	27.512	-14.185	74.000	32.303	PK

Note 1: " * ", means this data is the worst emission level.

Note 2: Measure Level (dBμV/m) = Reading Level (dBμV) + Factor (dB/m).

Note 3: Factor (dB/m) = Cable Loss (dB) + Antenna Factor (dB/m).

Site: SIP-AC3	Test Date: 2024-05-14
Limit: FCC_2.4G_RE(3m)	Engineer: Justin Guo
Probe: HF907_102861_1-18GHz	Polarity: Vertical
EUT: ACCESS POINT	Power: AC 120V/60Hz
Test Mode: Transmit at Ant 2 - Filter 1# - 2468MHz and Ant 4 - Filter 4# - 2476MHz	

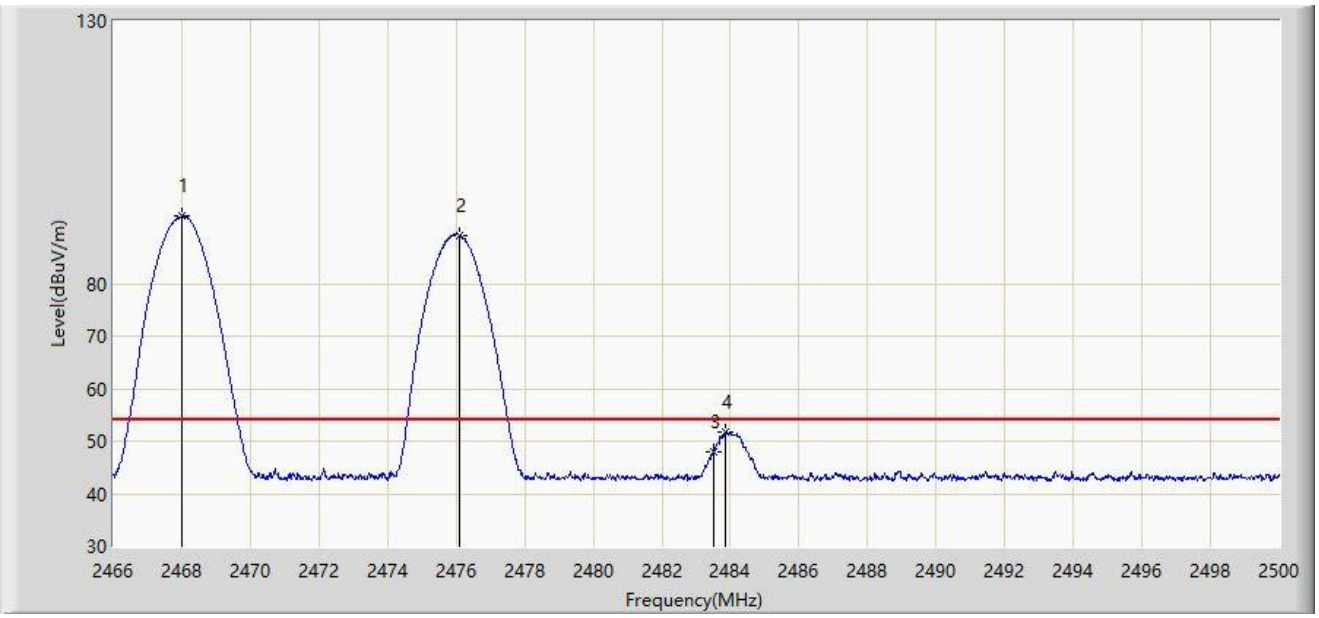

No	Mark	Frequency (MHz)	Measure Level (dBμV/m)	Reading Level (dBμV)	Margin (dB)	Limit (dBμV/m)	Factor (dB/m)	Type
1		2467.989	92.784	60.547	N/A	N/A	32.237	AV
2		2476.081	89.274	57.007	N/A	N/A	32.267	AV
3		2483.500	47.948	15.648	-6.052	54.000	32.300	AV
4	*	2483.850	51.737	19.435	-2.263	54.000	32.302	AV

Note 1: " * ", means this data is the worst emission level.

Note 2: Measure Level (dBμV/m) = Reading Level (dBμV) + Factor (dB/m).

Note 3: Factor (dB/m) = Cable Loss (dB) + Antenna Factor (dB/m).

Site: SIP-AC3	Test Date: 2024-05-14
Limit: FCC_2.4G_RE(3m)	Engineer: Justin Guo
Probe: HF907_102861_1-18GHz	Polarity: Horizontal
EUT: ACCESS POINT	Power: AC 120V/60Hz
Test Mode: Transmit at Ant 2 - Filter 1# - 2468MHz and Ant 4 - Filter 4# - 2478MHz	

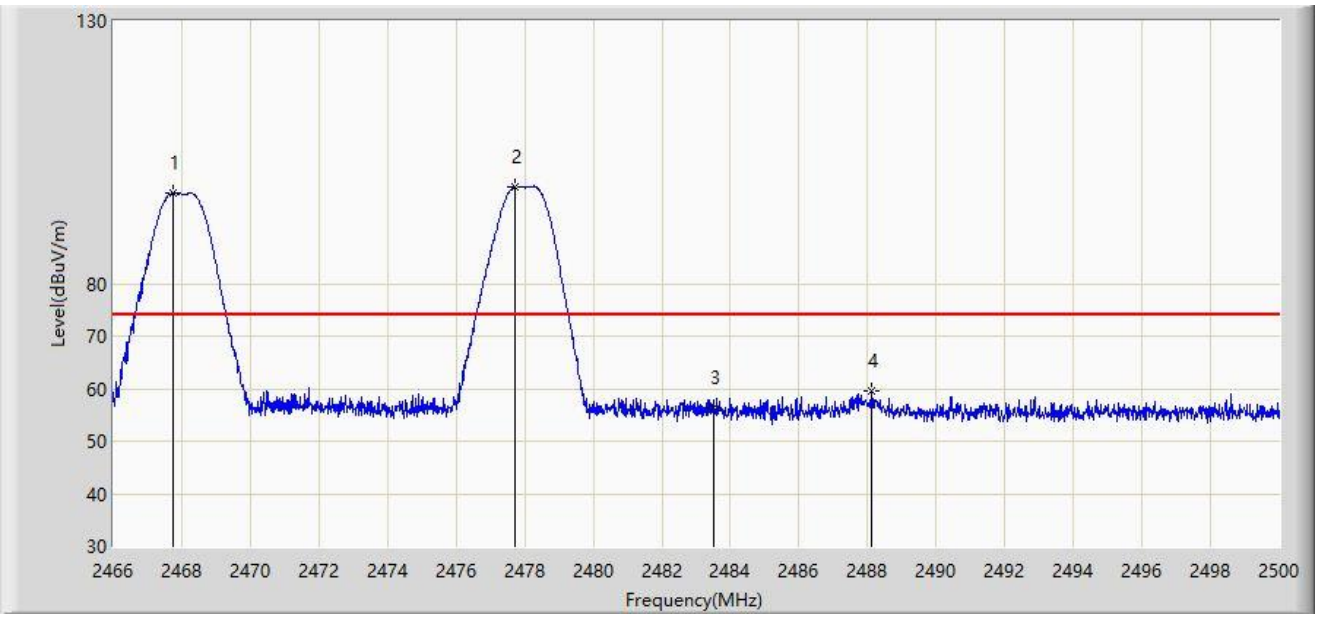

No	Mark	Frequency (MHz)	Measure Level (dBμV/m)	Reading Level (dBμV)	Margin (dB)	Limit (dBμV/m)	Factor (dB/m)	Type
1		2467.751	97.253	65.016	N/A	N/A	32.237	PK
2		2477.713	98.530	66.258	N/A	N/A	32.272	PK
3		2483.500	56.405	24.105	-17.595	74.000	32.300	PK
4	*	2488.134	59.536	27.212	-14.464	74.000	32.325	PK

Note 1: " * ", means this data is the worst emission level.

Note 2: Measure Level (dBμV/m) = Reading Level (dBμV) + Factor (dB/m).

Note 3: Factor (dB/m) = Cable Loss (dB) + Antenna Factor (dB/m).

Site: SIP-AC3	Test Date: 2024-05-14
Limit: FCC_2.4G_RE(3m)	Engineer: Justin Guo
Probe: HF907_102861_1-18GHz	Polarity: Horizontal
EUT: ACCESS POINT	Power: AC 120V/60Hz
Test Mode: Transmit at Ant 2 - Filter 1# - 2468MHz and Ant 4 - Filter 4# - 2478MHz	

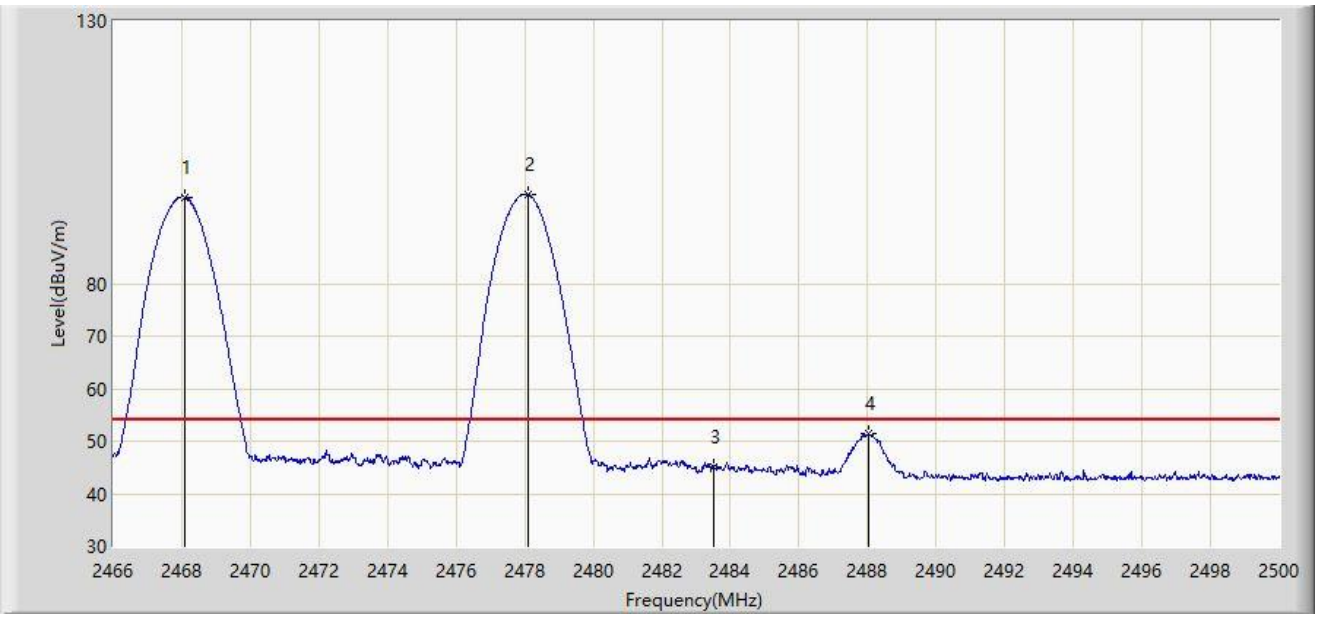

No	Mark	Frequency (MHz)	Measure Level (dBμV/m)	Reading Level (dBμV)	Margin (dB)	Limit (dBμV/m)	Factor (dB/m)	Type
1		2468.091	96.461	64.223	N/A	N/A	32.238	AV
2		2478.087	97.023	64.749	N/A	N/A	32.274	AV
3		2483.500	45.111	12.811	-8.889	54.000	32.300	AV
4	*	2488.015	51.313	18.989	-2.687	54.000	32.324	AV

Note 1: " * ", means this data is the worst emission level.

Note 2: Measure Level (dBμV/m) = Reading Level (dBμV) + Factor (dB/m).

Note 3: Factor (dB/m) = Cable Loss (dB) + Antenna Factor (dB/m).

Site: SIP-AC3	Test Date: 2024-05-14
Limit: FCC_2.4G_RE(3m)	Engineer: Justin Guo
Probe: HF907_102861_1-18GHz	Polarity: Vertical
EUT: ACCESS POINT	Power: AC 120V/60Hz
Test Mode: Transmit at Ant 2 - Filter 1# - 2468MHz and Ant 4 - Filter 4# - 2478MHz	

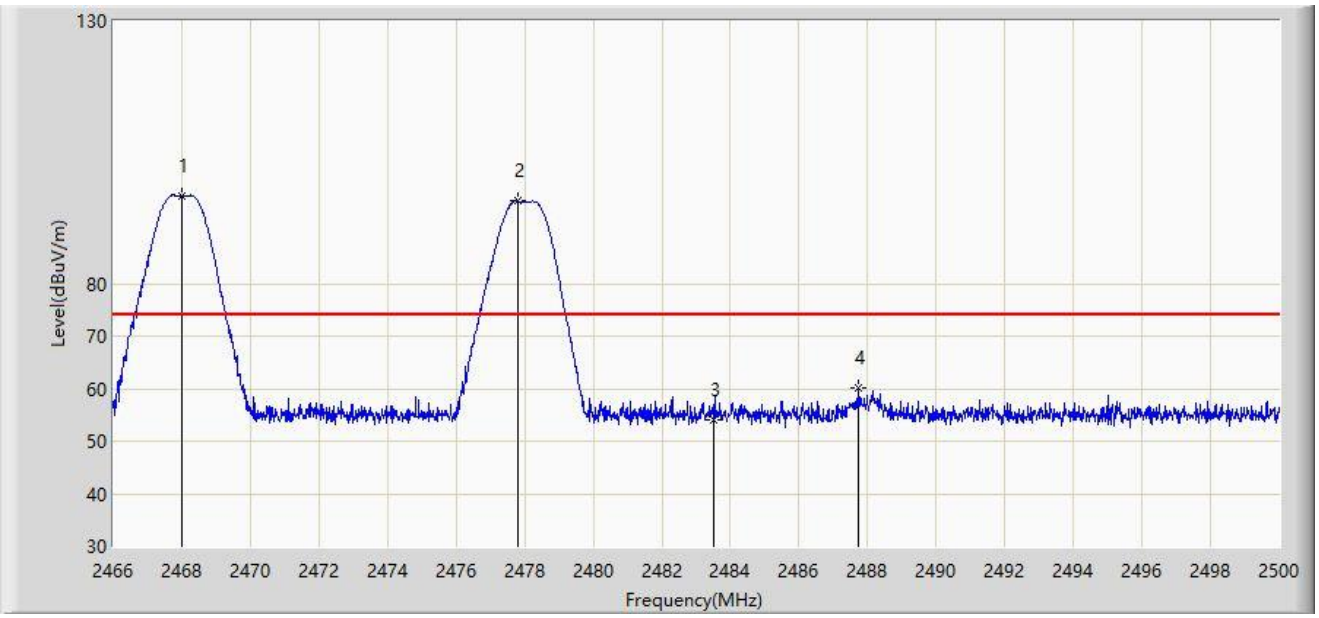

No	Mark	Frequency (MHz)	Measure Level (dBμV/m)	Reading Level (dBμV)	Margin (dB)	Limit (dBμV/m)	Factor (dB/m)	Type
1		2467.989	96.639	64.402	N/A	N/A	32.237	PK
2		2477.781	95.701	63.428	N/A	N/A	32.272	PK
3		2483.500	53.950	21.650	-20.050	74.000	32.300	PK
4	*	2487.709	60.096	27.774	-13.904	74.000	32.323	PK

Note 1: " * ", means this data is the worst emission level.

Note 2: Measure Level (dBμV/m) = Reading Level (dBμV) + Factor (dB/m).

Note 3: Factor (dB/m) = Cable Loss (dB) + Antenna Factor (dB/m).

Site: SIP-AC3	Test Date: 2024-05-14
Limit: FCC_2.4G_RE(3m)	Engineer: Justin Guo
Probe: HF907_102861_1-18GHz	Polarity: Vertical
EUT: ACCESS POINT	Power: AC 120V/60Hz
Test Mode: Transmit at Ant 2 - Filter 1# - 2468MHz and Ant 4 - Filter 4# - 2478MHz	

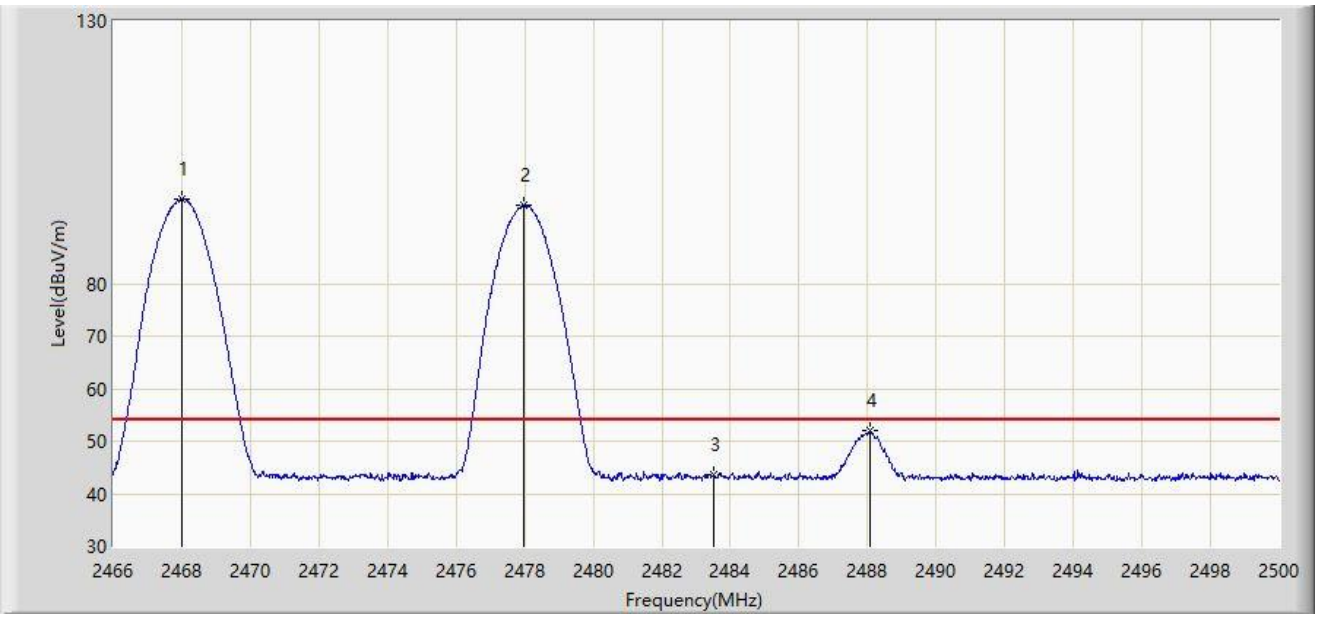

No	Mark	Frequency (MHz)	Measure Level (dBμV/m)	Reading Level (dBμV)	Margin (dB)	Limit (dBμV/m)	Factor (dB/m)	Type
1		2467.989	96.067	63.830	N/A	N/A	32.237	AV
2		2477.985	94.911	62.638	N/A	N/A	32.273	AV
3		2483.500	43.565	11.265	-10.435	54.000	32.300	AV
4	*	2488.066	51.966	19.642	-2.034	54.000	32.324	AV

Note 1: " * ", means this data is the worst emission level.

Note 2: Measure Level (dBμV/m) = Reading Level (dBμV) + Factor (dB/m).

Note 3: Factor (dB/m) = Cable Loss (dB) + Antenna Factor (dB/m).

Site: SIP-AC3	Test Date: 2024-05-14
Limit: FCC_2.4G_RE(3m)	Engineer: Justin Guo
Probe: HF907_102861_1-18GHz	Polarity: Horizontal
EUT: ACCESS POINT	Power: AC 120V/60Hz
Test Mode: Transmit at Ant 2 - Filter 1# - 2468MHz and Ant 4 - Filter 4# - 2480MHz	

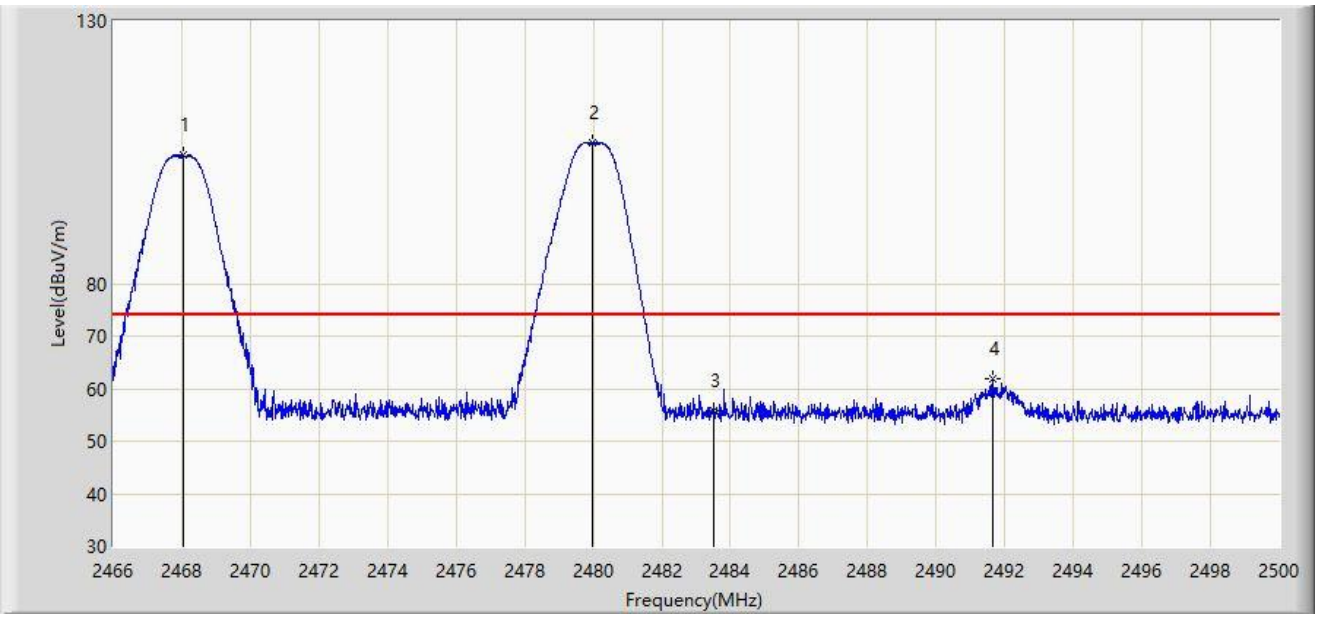

No	Mark	Frequency (MHz)	Measure Level (dBμV/m)	Reading Level (dBμV)	Margin (dB)	Limit (dBμV/m)	Factor (dB/m)	Type
1		2468.040	104.392	72.154	N/A	N/A	32.237	PK
2		2479.991	106.883	74.601	N/A	N/A	32.282	PK
3		2483.500	55.906	23.606	-18.094	74.000	32.300	PK
4	*	2491.636	61.749	29.407	-12.251	74.000	32.342	PK

Note 1: " * ", means this data is the worst emission level.

Note 2: Measure Level (dBμV/m) = Reading Level (dBμV) + Factor (dB/m).

Note 3: Factor (dB/m) = Cable Loss (dB) + Antenna Factor (dB/m).

Site: SIP-AC3	Test Date: 2024-05-14
Limit: FCC_2.4G_RE(3m)	Engineer: Justin Guo
Probe: HF907_102861_1-18GHz	Polarity: Horizontal
EUT: ACCESS POINT	Power: AC 120V/60Hz
Test Mode: Transmit at Ant 2 - Filter 1# - 2468MHz and Ant 4 - Filter 4# - 2480MHz	

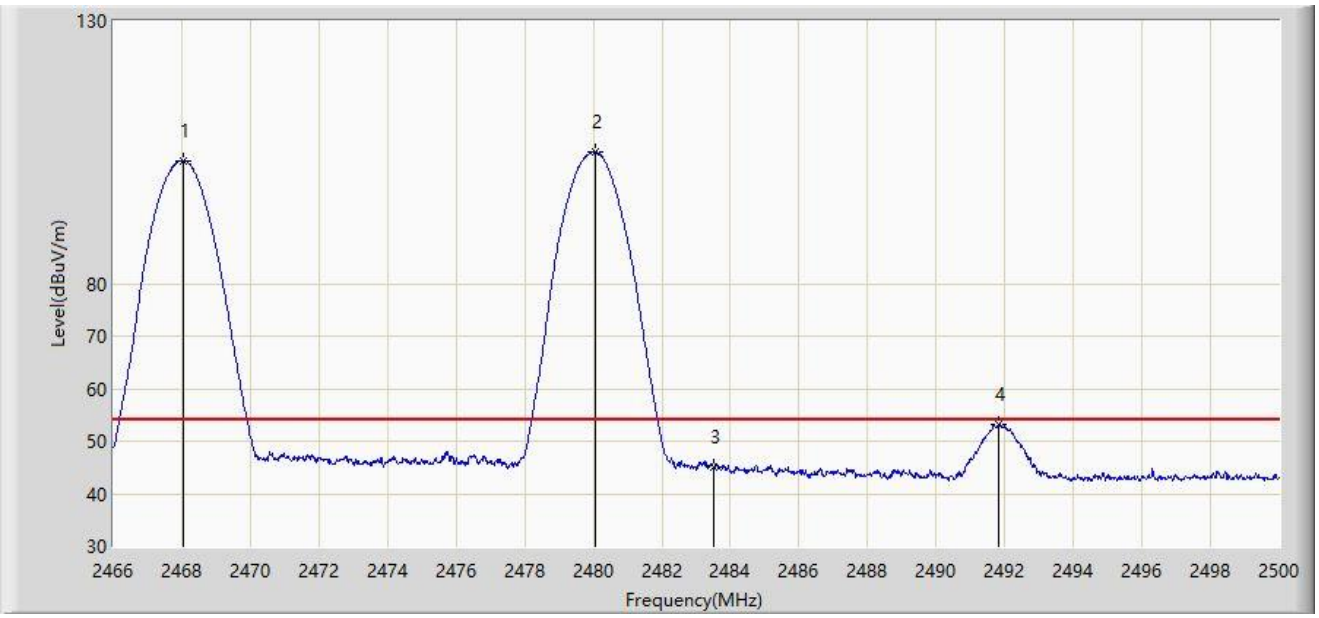

No	Mark	Frequency (MHz)	Measure Level (dBμV/m)	Reading Level (dBμV)	Margin (dB)	Limit (dBμV/m)	Factor (dB/m)	Type
1		2468.040	103.451	71.213	N/A	N/A	32.237	AV
2		2480.042	105.070	72.788	N/A	N/A	32.282	AV
3		2483.500	45.100	12.800	-8.900	54.000	32.300	AV
4	*	2491.840	53.296	20.953	-0.704	54.000	32.343	AV

Note 1: " * ", means this data is the worst emission level.

Note 2: Measure Level (dBμV/m) = Reading Level (dBμV) + Factor (dB/m).

Note 3: Factor (dB/m) = Cable Loss (dB) + Antenna Factor (dB/m).

Site: SIP-AC3	Test Date: 2024-05-14
Limit: FCC_2.4G_RE(3m)	Engineer: Justin Guo
Probe: HF907_102861_1-18GHz	Polarity: Vertical
EUT: ACCESS POINT	Power: AC 120V/60Hz
Test Mode: Transmit at Ant 2 - Filter 1# - 2468MHz and Ant 4 - Filter 4# - 2480MHz	

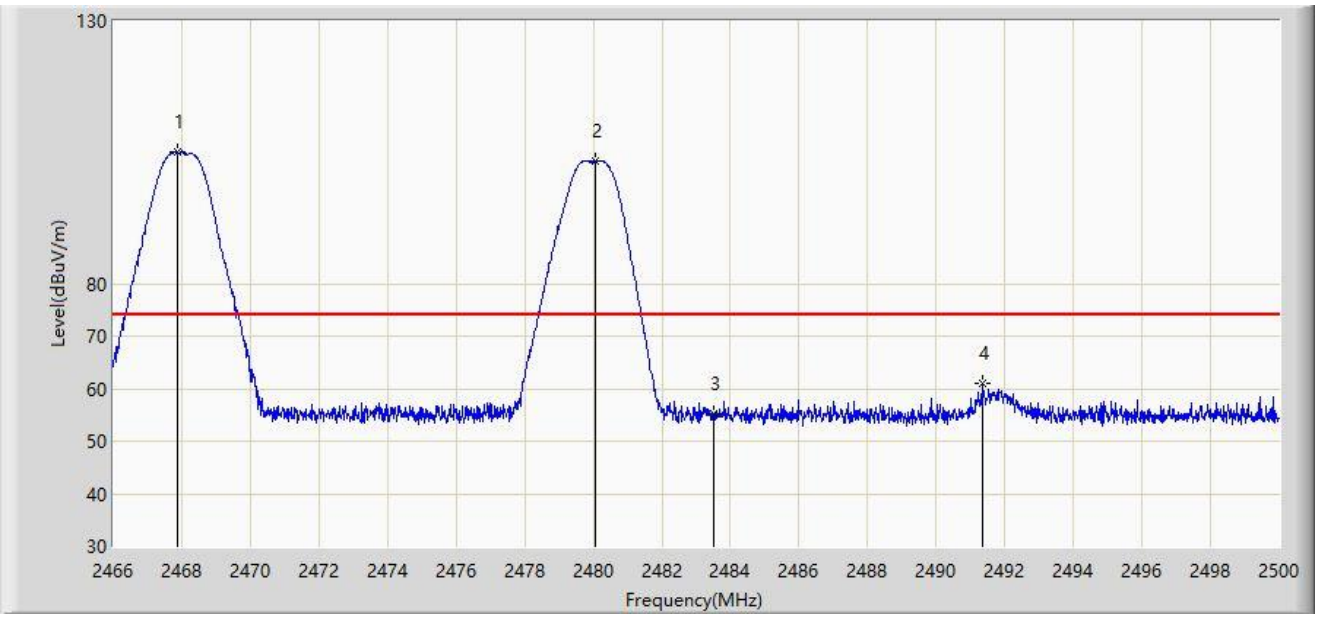

No	Mark	Frequency (MHz)	Measure Level (dBμV/m)	Reading Level (dBμV)	Margin (dB)	Limit (dBμV/m)	Factor (dB/m)	Type
1		2467.887	105.055	72.818	N/A	N/A	32.237	PK
2		2480.042	103.478	71.196	N/A	N/A	32.282	PK
3		2483.500	55.233	22.933	-18.767	74.000	32.300	PK
4	*	2491.364	61.134	28.793	-12.866	74.000	32.341	PK

Note 1: " * ", means this data is the worst emission level.

Note 2: Measure Level (dBμV/m) = Reading Level (dBμV) + Factor (dB/m).

Note 3: Factor (dB/m) = Cable Loss (dB) + Antenna Factor (dB/m).

Site: SIP-AC3	Test Date: 2024-05-14
Limit: FCC_2.4G_RE(3m)	Engineer: Justin Guo
Probe: HF907_102861_1-18GHz	Polarity: Vertical
EUT: ACCESS POINT	Power: AC 120V/60Hz
Test Mode: Transmit at Ant 2 - Filter 1# - 2468MHz and Ant 4 - Filter 4# - 2480MHz	

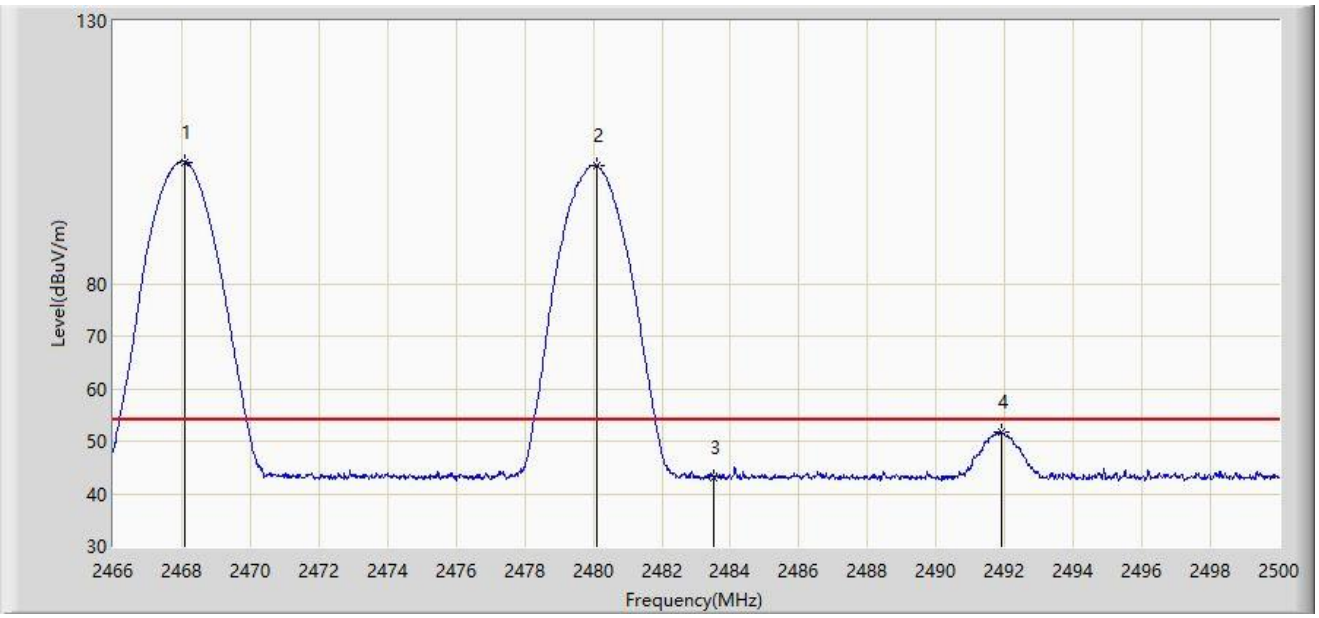

No	Mark	Frequency (MHz)	Measure Level (dBμV/m)	Reading Level (dBμV)	Margin (dB)	Limit (dBμV/m)	Factor (dB/m)	Type
1		2468.091	103.154	70.916	N/A	N/A	32.238	AV
2		2480.093	102.529	70.246	N/A	N/A	32.282	AV
3		2483.500	43.176	10.876	-10.824	54.000	32.300	AV
4	*	2491.891	51.798	19.454	-2.202	54.000	32.343	AV

Note 1: " * ", means this data is the worst emission level.

Note 2: Measure Level (dBμV/m) = Reading Level (dBμV) + Factor (dB/m).

Note 3: Factor (dB/m) = Cable Loss (dB) + Antenna Factor (dB/m).

Site: SIP-AC3	Test Date: 2024-05-14
Limit: FCC_2.4G_RE(3m)	Engineer: Justin Guo
Probe: HF907_102861_1-18GHz	Polarity: Horizontal
EUT: ACCESS POINT	Power: AC 120V/60Hz
Test Mode: Transmit at Ant 2 - Filter 1# - 2470MHz and Ant 4 - Filter 4# - 2468MHz	

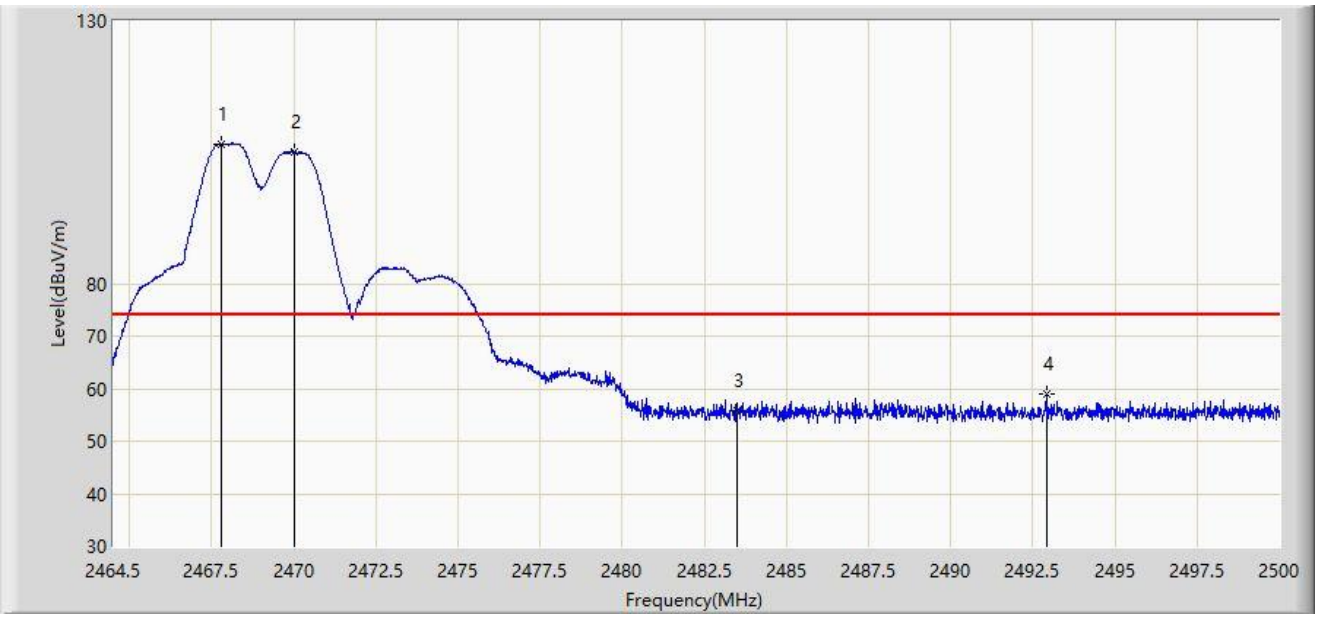

No	Mark	Frequency (MHz)	Measure Level (dBμV/m)	Reading Level (dBμV)	Margin (dB)	Limit (dBμV/m)	Factor (dB/m)	Type
1		2467.802	106.575	74.338	N/A	N/A	32.237	PK
2		2470.020	105.211	72.966	N/A	N/A	32.244	PK
3		2483.500	55.653	23.353	-18.347	74.000	32.300	PK
4	*	2492.918	59.098	26.749	-14.902	74.000	32.349	PK

Note 1: " * ", means this data is the worst emission level.

Note 2: Measure Level (dBμV/m) = Reading Level (dBμV) + Factor (dB/m).

Note 3: Factor (dB/m) = Cable Loss (dB) + Antenna Factor (dB/m).

Site: SIP-AC3	Test Date: 2024-05-14
Limit: FCC_2.4G_RE(3m)	Engineer: Justin Guo
Probe: HF907_102861_1-18GHz	Polarity: Horizontal
EUT: ACCESS POINT	Power: AC 120V/60Hz
Test Mode: Transmit at Ant 2 - Filter 1# - 2470MHz and Ant 4 - Filter 4# - 2468MHz	

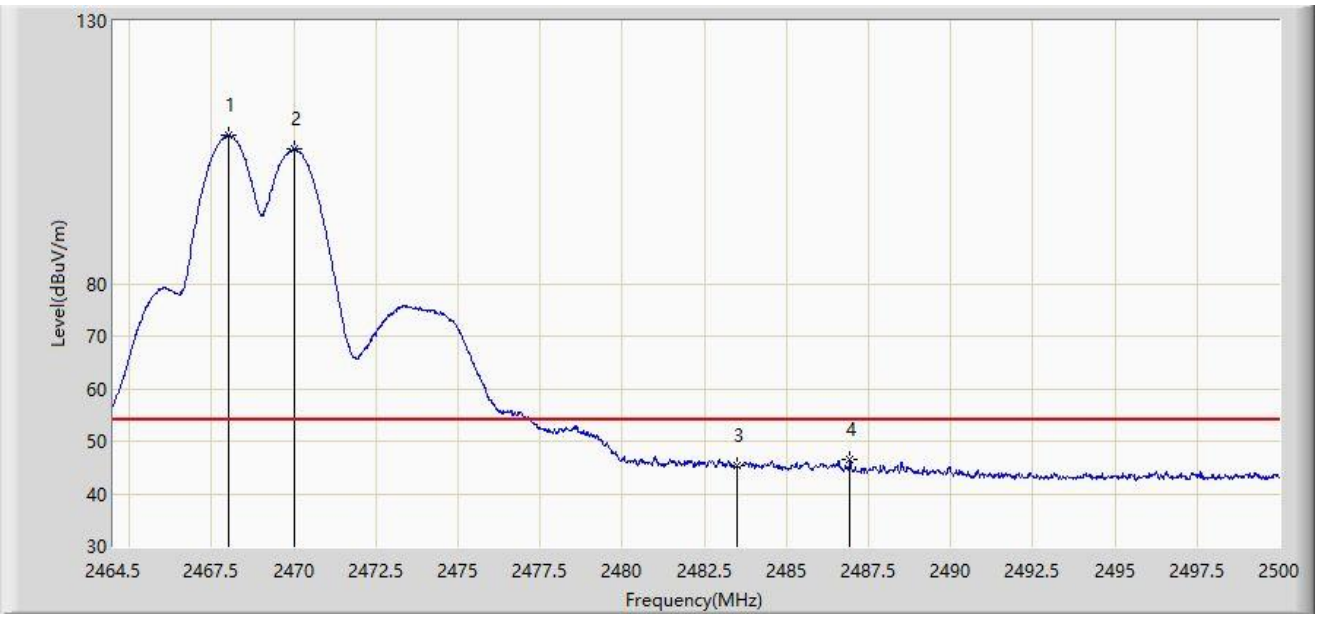

No	Mark	Frequency (MHz)	Measure Level (dBμV/m)	Reading Level (dBμV)	Margin (dB)	Limit (dBμV/m)	Factor (dB/m)	Type
1		2468.014	108.256	76.018	N/A	N/A	32.237	AV
2		2470.002	105.630	73.385	N/A	N/A	32.244	AV
3		2483.500	45.346	13.046	-8.654	54.000	32.300	AV
4	*	2486.918	46.436	14.118	-7.564	54.000	32.318	AV

Note 1: " * ", means this data is the worst emission level.

Note 2: Measure Level (dBμV/m) = Reading Level (dBμV) + Factor (dB/m).

Note 3: Factor (dB/m) = Cable Loss (dB) + Antenna Factor (dB/m).

Site: SIP-AC3	Test Date: 2024-05-14
Limit: FCC_2.4G_RE(3m)	Engineer: Justin Guo
Probe: HF907_102861_1-18GHz	Polarity: Vertical
EUT: ACCESS POINT	Power: AC 120V/60Hz
Test Mode: Transmit at Ant 2 - Filter 1# - 2470MHz and Ant 4 - Filter 4# - 2468MHz	

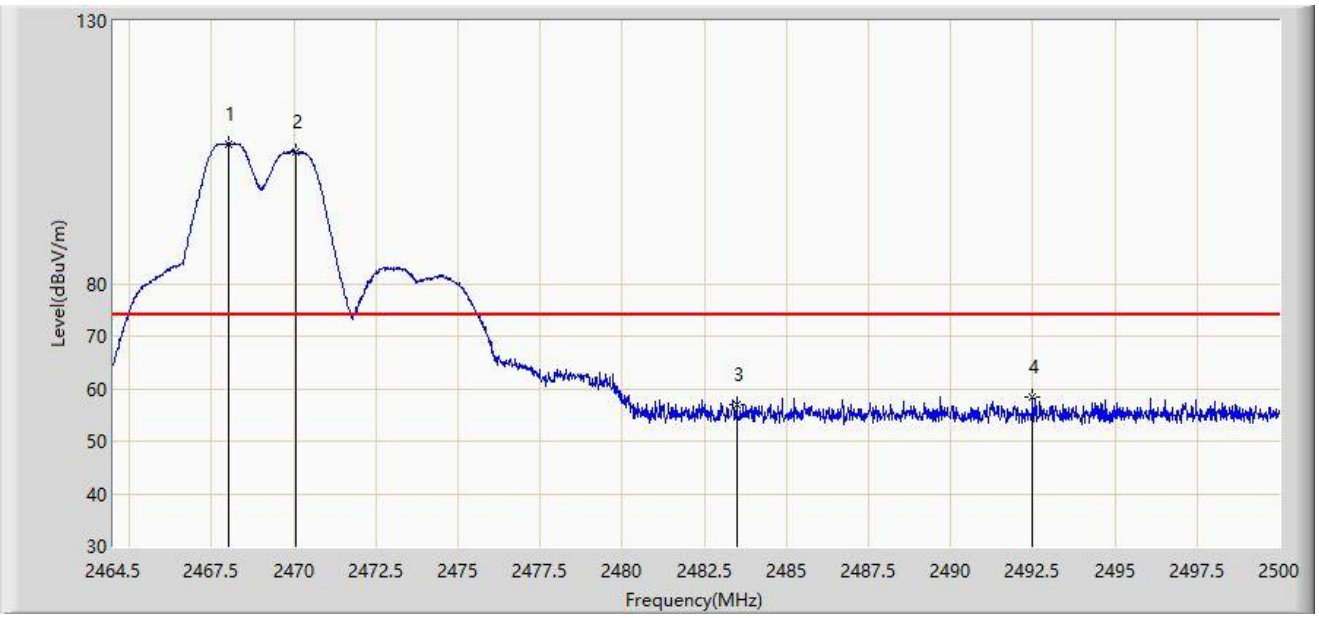

No	Mark	Frequency (MHz)	Measure Level (dBμV/m)	Reading Level (dBμV)	Margin (dB)	Limit (dBμV/m)	Factor (dB/m)	Type
1		2467.997	106.615	74.377	N/A	N/A	32.237	PK
2		2470.056	105.193	72.948	N/A	N/A	32.244	PK
3		2483.500	57.031	24.731	-16.969	74.000	32.300	PK
4	*	2492.492	58.464	26.117	-15.536	74.000	32.346	PK

Note 1: " * ", means this data is the worst emission level.

Note 2: Measure Level (dBμV/m) = Reading Level (dBμV) + Factor (dB/m).

Note 3: Factor (dB/m) = Cable Loss (dB) + Antenna Factor (dB/m).

Site: SIP-AC3	Test Date: 2024-05-14
Limit: FCC_2.4G_RE(3m)	Engineer: Justin Guo
Probe: HF907_102861_1-18GHz	Polarity: Vertical
EUT: ACCESS POINT	Power: AC 120V/60Hz
Test Mode: Transmit at Ant 2 - Filter 1# - 2470MHz and Ant 4 - Filter 4# - 2468MHz	

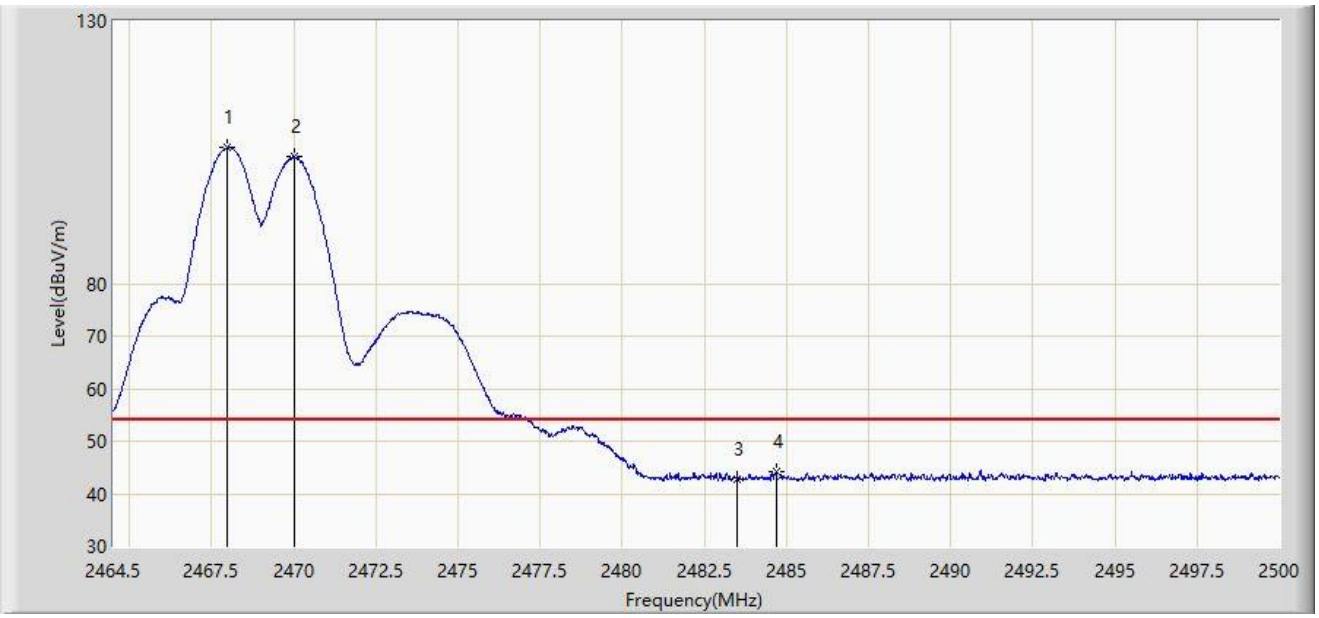

No	Mark	Frequency (MHz)	Measure Level (dBμV/m)	Reading Level (dBμV)	Margin (dB)	Limit (dBμV/m)	Factor (dB/m)	Type
1		2467.961	105.813	73.576	N/A	N/A	32.237	AV
2		2470.002	104.136	71.891	N/A	N/A	32.244	AV
3		2483.500	42.860	10.560	-11.140	54.000	32.300	AV
4	*	2484.682	44.133	11.827	-9.867	54.000	32.306	AV

Note 1: " * ", means this data is the worst emission level.

Note 2: Measure Level (dBμV/m) = Reading Level (dBμV) + Factor (dB/m).

Note 3: Factor (dB/m) = Cable Loss (dB) + Antenna Factor (dB/m).

Site: SIP-AC3	Test Date: 2024-05-14
Limit: FCC_2.4G_RE(3m)	Engineer: Justin Guo
Probe: HF907_102861_1-18GHz	Polarity: Horizontal
EUT: ACCESS POINT	Power: AC 120V/60Hz
Test Mode: Transmit at Ant 2 - Filter 1# - 2470MHz and Ant 4 - Filter 4# - 2472MHz	

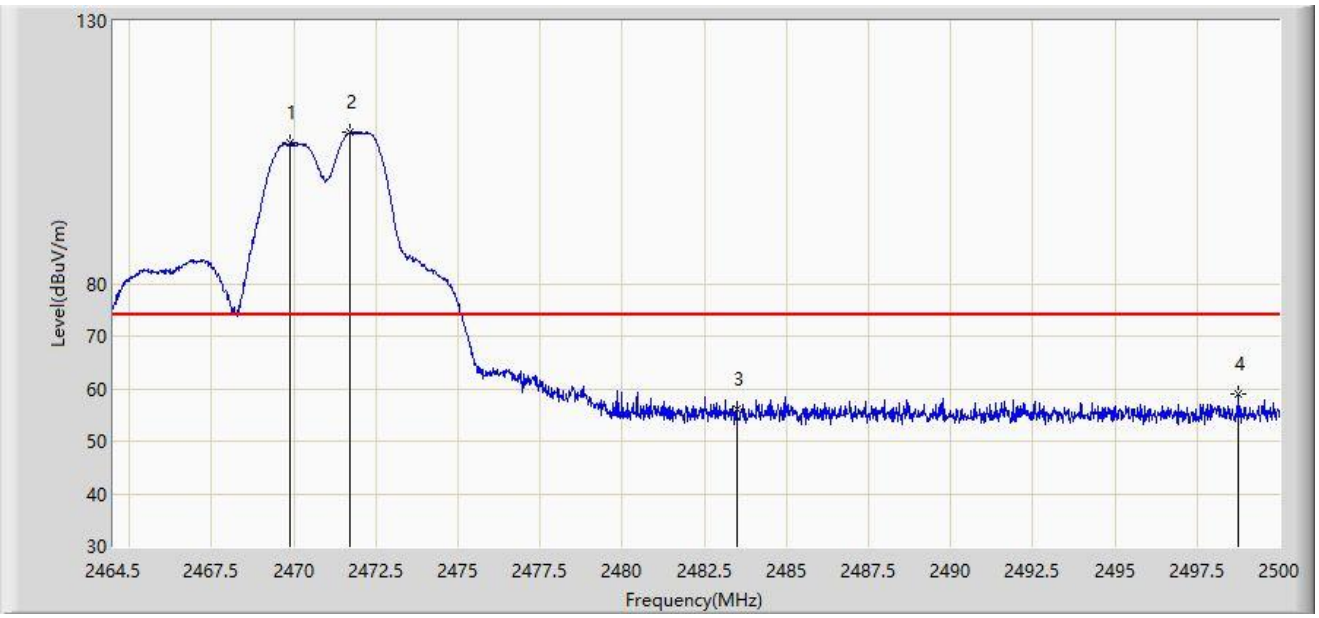

No	Mark	Frequency (MHz)	Measure Level (dBμV/m)	Reading Level (dBμV)	Margin (dB)	Limit (dBμV/m)	Factor (dB/m)	Type
1		2469.896	106.930	74.686	N/A	N/A	32.245	PK
2		2471.707	108.755	76.504	N/A	N/A	32.251	PK
3		2483.500	56.016	23.716	-17.984	74.000	32.300	PK
4	*	2498.775	58.911	26.526	-15.089	74.000	32.385	PK

Note 1: " * ", means this data is the worst emission level.

Note 2: Measure Level (dBμV/m) = Reading Level (dBμV) + Factor (dB/m).

Note 3: Factor (dB/m) = Cable Loss (dB) + Antenna Factor (dB/m).

Site: SIP-AC3	Test Date: 2024-05-14
Limit: FCC_2.4G_RE(3m)	Engineer: Justin Guo
Probe: HF907_102861_1-18GHz	Polarity: Horizontal
EUT: ACCESS POINT	Power: AC 120V/60Hz
Test Mode: Transmit at Ant 2 - Filter 1# - 2470MHz and Ant 4 - Filter 4# - 2472MHz	

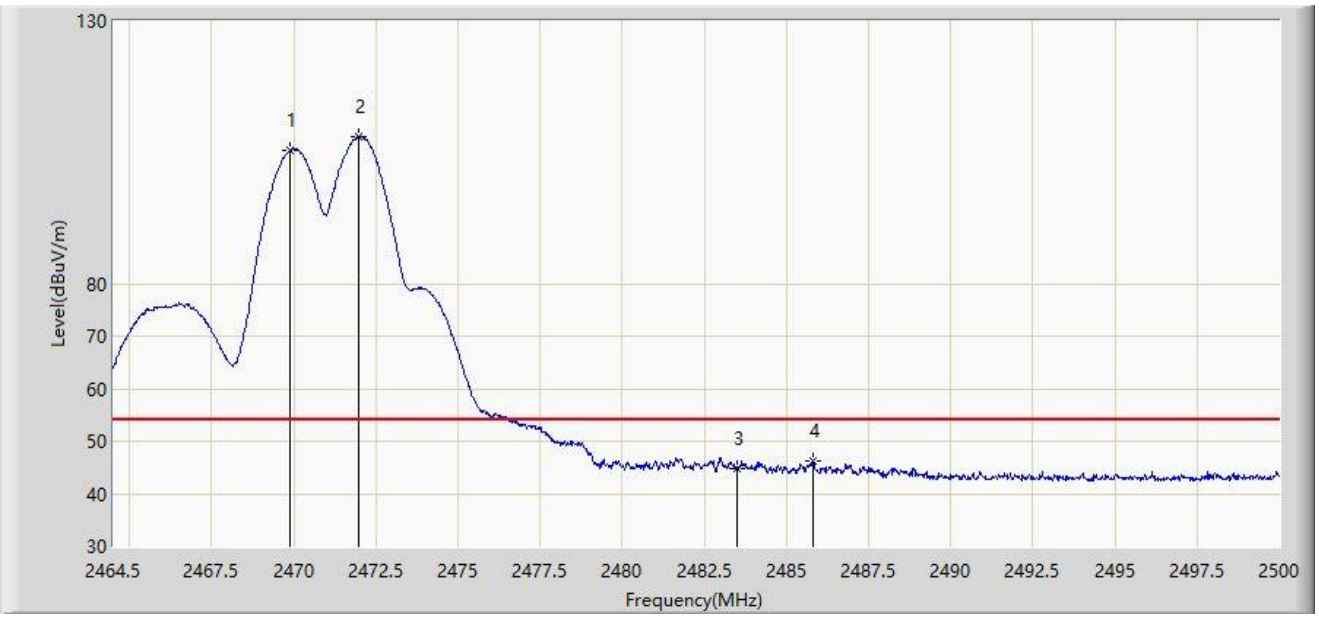

No	Mark	Frequency (MHz)	Measure Level (dBμV/m)	Reading Level (dBμV)	Margin (dB)	Limit (dBμV/m)	Factor (dB/m)	Type
1		2469.896	105.380	73.136	N/A	N/A	32.245	AV
2		2471.990	107.984	75.732	N/A	N/A	32.252	AV
3		2483.500	44.864	12.564	-9.136	54.000	32.300	AV
4	*	2485.818	46.223	13.911	-7.777	54.000	32.312	AV

Note 1: " * ", means this data is the worst emission level.

Note 2: Measure Level (dBμV/m) = Reading Level (dBμV) + Factor (dB/m).

Note 3: Factor (dB/m) = Cable Loss (dB) + Antenna Factor (dB/m).

Site: SIP-AC3	Test Date: 2024-05-14
Limit: FCC_2.4G_RE(3m)	Engineer: Justin Guo
Probe: HF907_102861_1-18GHz	Polarity: Vertical
EUT: ACCESS POINT	Power: AC 120V/60Hz
Test Mode: Transmit at Ant 2 - Filter 1# - 2470MHz and Ant 4 - Filter 4# - 2472MHz	

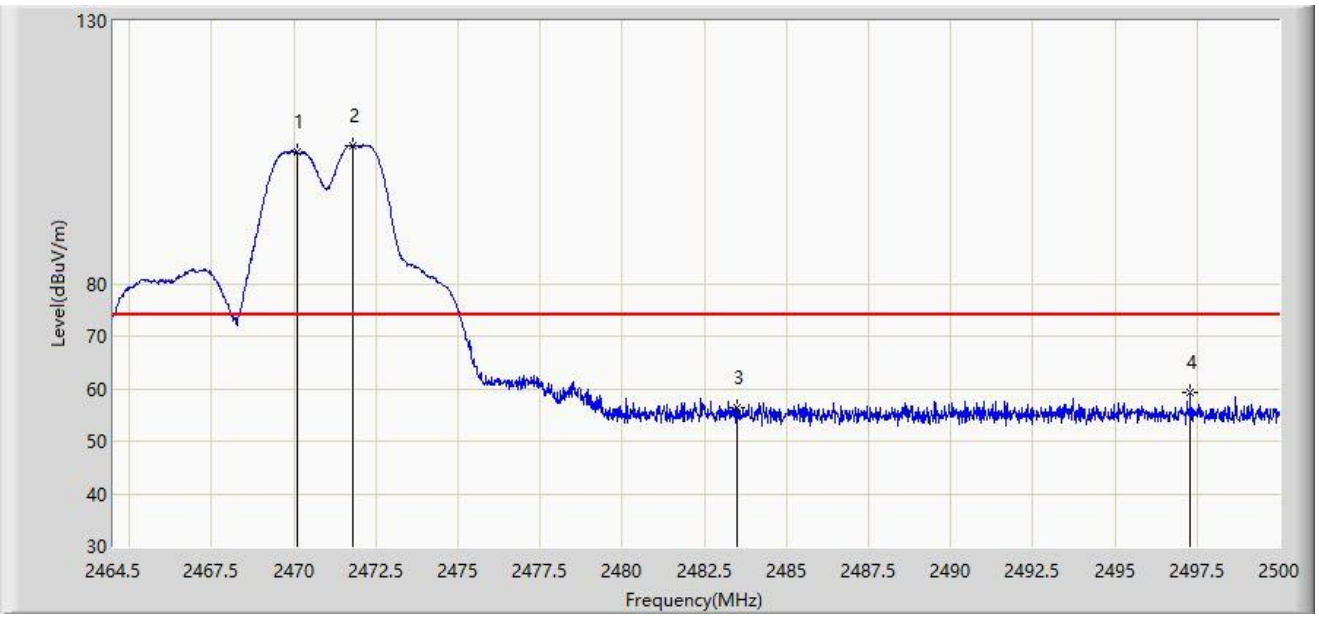

No	Mark	Frequency (MHz)	Measure Level (dBμV/m)	Reading Level (dBμV)	Margin (dB)	Limit (dBμV/m)	Factor (dB/m)	Type
1		2470.109	105.007	72.762	N/A	N/A	32.245	PK
2		2471.778	106.338	74.087	N/A	N/A	32.251	PK
3		2483.500	56.281	23.981	-17.719	74.000	32.300	PK
4	*	2497.284	59.206	26.832	-14.794	74.000	32.375	PK

Note 1: " * ", means this data is the worst emission level.

Note 2: Measure Level (dBμV/m) = Reading Level (dBμV) + Factor (dB/m).

Note 3: Factor (dB/m) = Cable Loss (dB) + Antenna Factor (dB/m).

Site: SIP-AC3	Test Date: 2024-05-14
Limit: FCC_2.4G_RE(3m)	Engineer: Justin Guo
Probe: HF907_102861_1-18GHz	Polarity: Vertical
EUT: ACCESS POINT	Power: AC 120V/60Hz
Test Mode: Transmit at Ant 2 - Filter 1# - 2470MHz and Ant 4 - Filter 4# - 2472MHz	

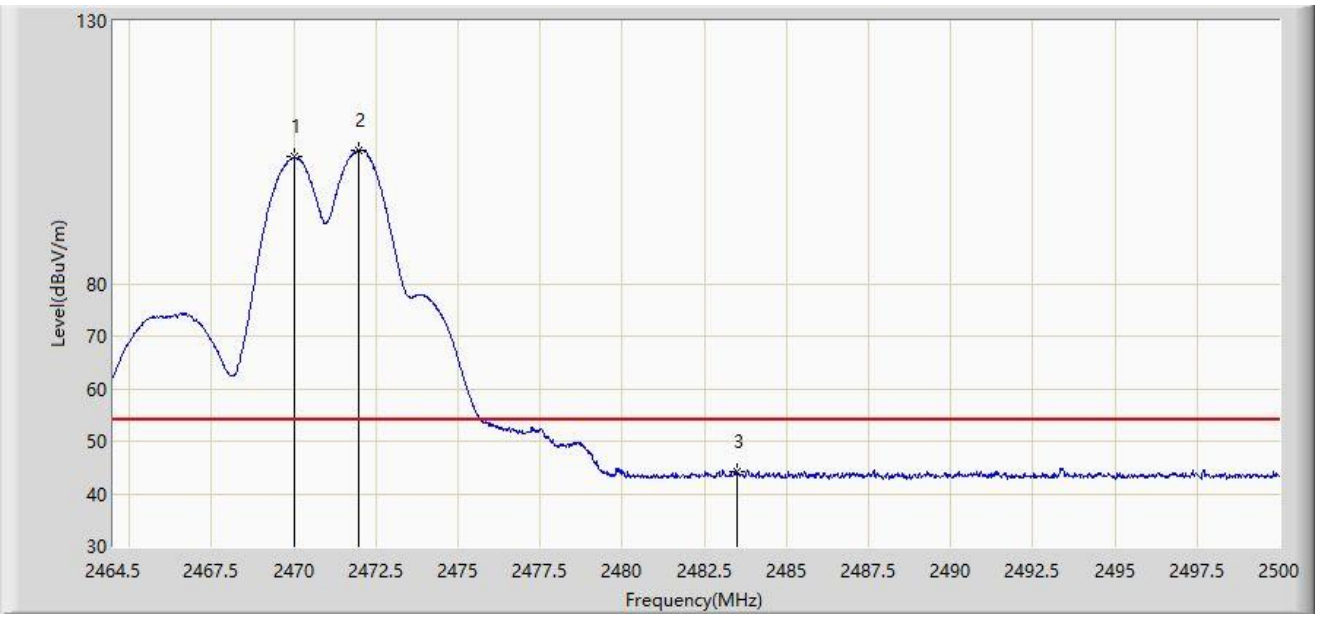

No	Mark	Frequency (MHz)	Measure Level (dBμV/m)	Reading Level (dBμV)	Margin (dB)	Limit (dBμV/m)	Factor (dB/m)	Type
1		2470.038	104.079	71.834	N/A	N/A	32.244	AV
2		2471.990	105.504	73.252	N/A	N/A	32.252	AV
3	*	2483.500	44.066	11.766	-9.934	54.000	32.300	AV

Note 1: " * ", means this data is the worst emission level.

Note 2: Measure Level (dBμV/m) = Reading Level (dBμV) + Factor (dB/m).

Note 3: Factor (dB/m) = Cable Loss (dB) + Antenna Factor (dB/m).

Site: SIP-AC3	Test Date: 2024-05-14
Limit: FCC_2.4G_RE(3m)	Engineer: Justin Guo
Probe: HF907_102861_1-18GHz	Polarity: Horizontal
EUT: ACCESS POINT	Power: AC 120V/60Hz
Test Mode: Transmit at Ant 2 - Filter 1# - 2470MHz and Ant 4 - Filter 4# - 2474MHz	

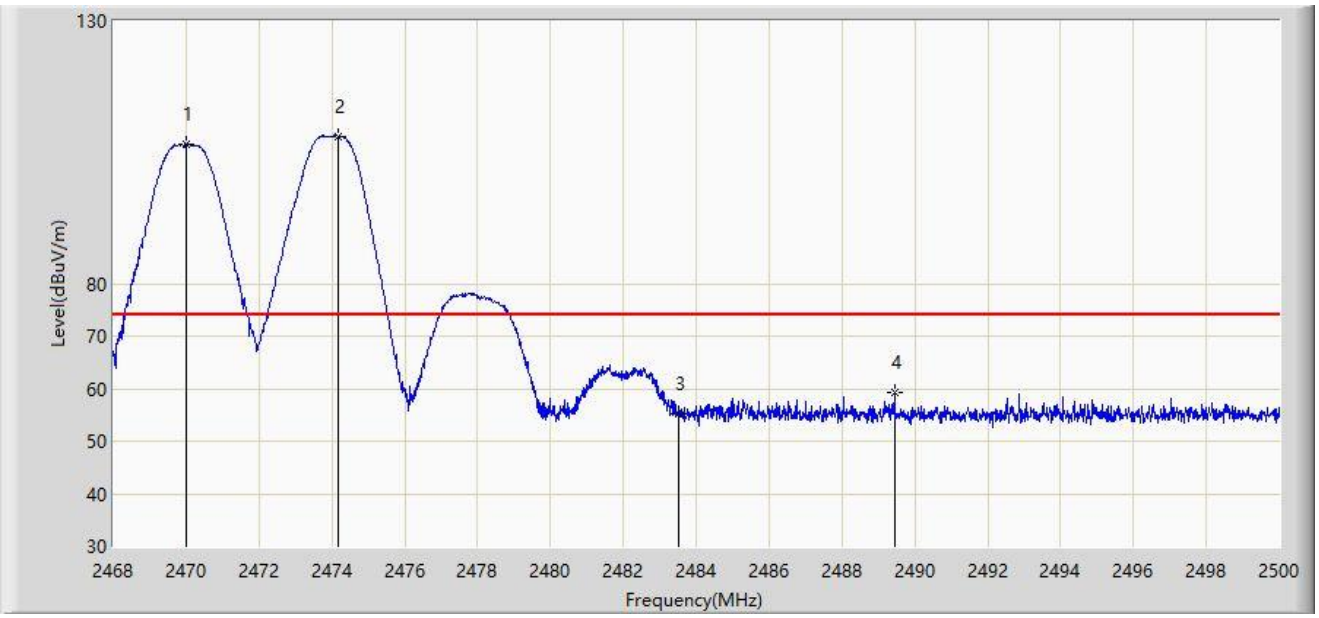

No	Mark	Frequency (MHz)	Measure Level (dBμV/m)	Reading Level (dBμV)	Margin (dB)	Limit (dBμV/m)	Factor (dB/m)	Type
1		2470.000	106.654	74.409	N/A	N/A	32.244	PK
2		2474.160	108.108	75.848	N/A	N/A	32.260	PK
3		2483.500	55.201	22.901	-18.799	74.000	32.300	PK
4	*	2489.440	59.384	27.053	-14.616	74.000	32.331	PK

Note 1: " * ", means this data is the worst emission level.

Note 2: Measure Level (dBμV/m) = Reading Level (dBμV) + Factor (dB/m).

Note 3: Factor (dB/m) = Cable Loss (dB) + Antenna Factor (dB/m).

Site: SIP-AC3	Test Date: 2024-05-14
Limit: FCC_2.4G_RE(3m)	Engineer: Justin Guo
Probe: HF907_102861_1-18GHz	Polarity: Horizontal
EUT: ACCESS POINT	Power: AC 120V/60Hz
Test Mode: Transmit at Ant 2 - Filter 1# - 2470MHz and Ant 4 - Filter 4# - 2474MHz	

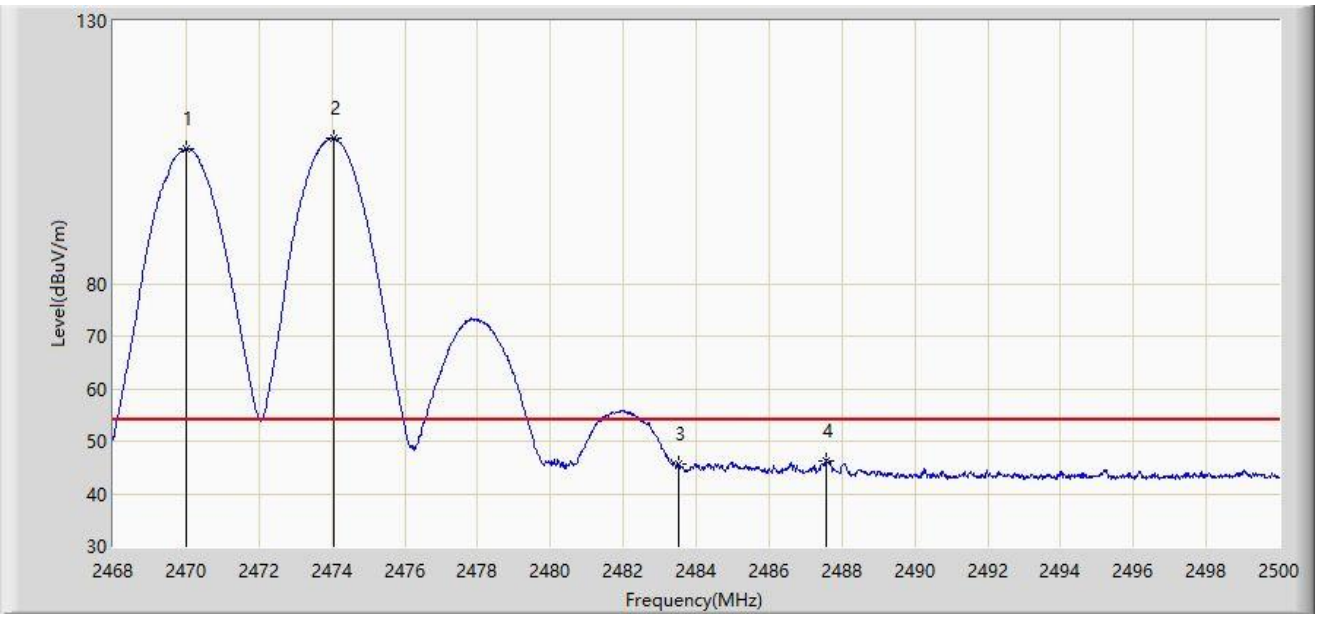

No	Mark	Frequency (MHz)	Measure Level (dBμV/m)	Reading Level (dBμV)	Margin (dB)	Limit (dBμV/m)	Factor (dB/m)	Type
1		2470.016	105.564	73.319	N/A	N/A	32.244	AV
2		2474.048	107.583	75.324	N/A	N/A	32.260	AV
3		2483.500	45.609	13.309	-8.391	54.000	32.300	AV
4	*	2487.584	46.368	14.047	-7.632	54.000	32.322	AV

Note 1: " * ", means this data is the worst emission level.

Note 2: Measure Level (dBμV/m) = Reading Level (dBμV) + Factor (dB/m).

Note 3: Factor (dB/m) = Cable Loss (dB) + Antenna Factor (dB/m).

Site: SIP-AC3	Test Date: 2024-05-14
Limit: FCC_2.4G_RE(3m)	Engineer: Justin Guo
Probe: HF907_102861_1-18GHz	Polarity: Vertical
EUT: ACCESS POINT	Power: AC 120V/60Hz
Test Mode: Transmit at Ant 2 - Filter 1# - 2470MHz and Ant 4 - Filter 4# - 2474MHz	

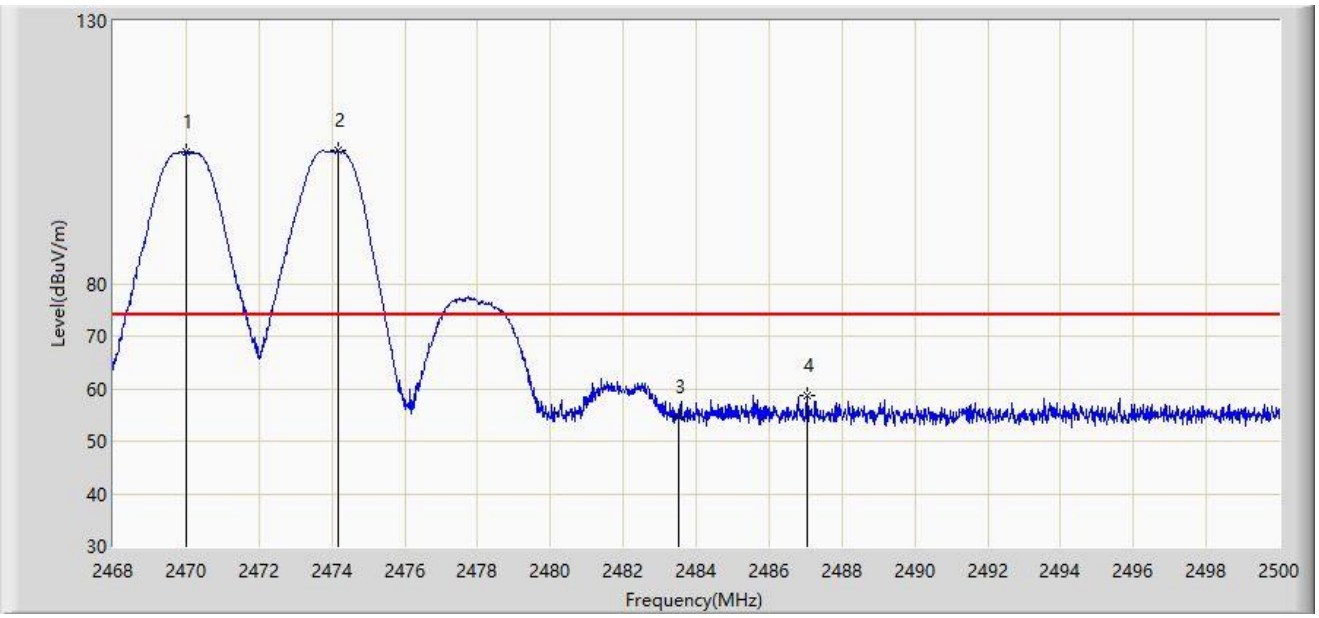

No	Mark	Frequency (MHz)	Measure Level (dBμV/m)	Reading Level (dBμV)	Margin (dB)	Limit (dBμV/m)	Factor (dB/m)	Type
1		2470.016	105.165	72.920	N/A	N/A	32.244	PK
2		2474.160	105.318	73.058	N/A	N/A	32.260	PK
3		2483.500	54.770	22.470	-19.230	74.000	32.300	PK
4	*	2487.040	58.753	26.434	-15.247	74.000	32.318	PK

Note 1: " * ", means this data is the worst emission level.

Note 2: Measure Level (dBμV/m) = Reading Level (dBμV) + Factor (dB/m).

Note 3: Factor (dB/m) = Cable Loss (dB) + Antenna Factor (dB/m).

Site: SIP-AC3	Test Date: 2024-05-14
Limit: FCC_2.4G_RE(3m)	Engineer: Justin Guo
Probe: HF907_102861_1-18GHz	Polarity: Vertical
EUT: ACCESS POINT	Power: AC 120V/60Hz
Test Mode: Transmit at Ant 2 - Filter 1# - 2470MHz and Ant 4 - Filter 4# - 2474MHz	

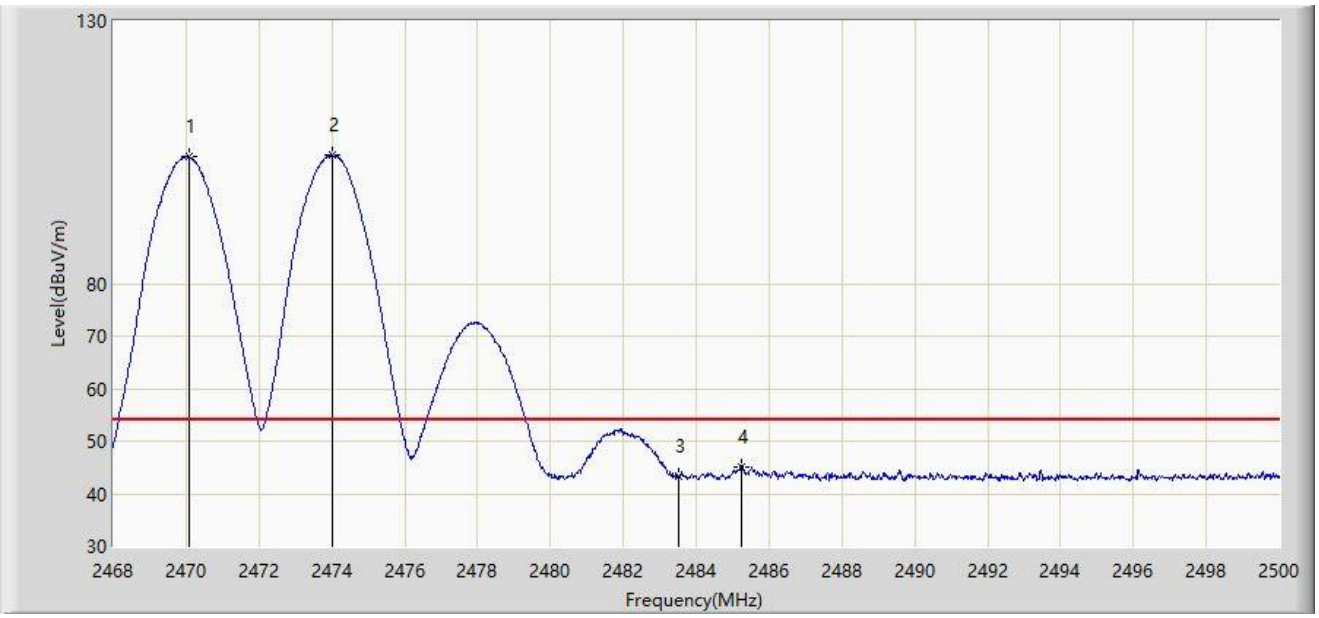

No	Mark	Frequency (MHz)	Measure Level (dBμV/m)	Reading Level (dBμV)	Margin (dB)	Limit (dBμV/m)	Factor (dB/m)	Type
1		2470.080	104.092	71.847	N/A	N/A	32.245	AV
2		2474.000	104.503	72.244	N/A	N/A	32.259	AV
3		2483.500	43.284	10.984	-10.716	54.000	32.300	AV
4	*	2485.248	45.205	12.896	-8.795	54.000	32.309	AV

Note 1: " * ", means this data is the worst emission level.

Note 2: Measure Level (dBμV/m) = Reading Level (dBμV) + Factor (dB/m).

Note 3: Factor (dB/m) = Cable Loss (dB) + Antenna Factor (dB/m).

Site: SIP-AC3	Test Date: 2024-05-14
Limit: FCC_2.4G_RE(3m)	Engineer: Justin Guo
Probe: HF907_102861_1-18GHz	Polarity: Horizontal
EUT: ACCESS POINT	Power: AC 120V/60Hz
Test Mode: Transmit at Ant 2 - Filter 1# - 2470MHz and Ant 4 - Filter 4# - 2476MHz	

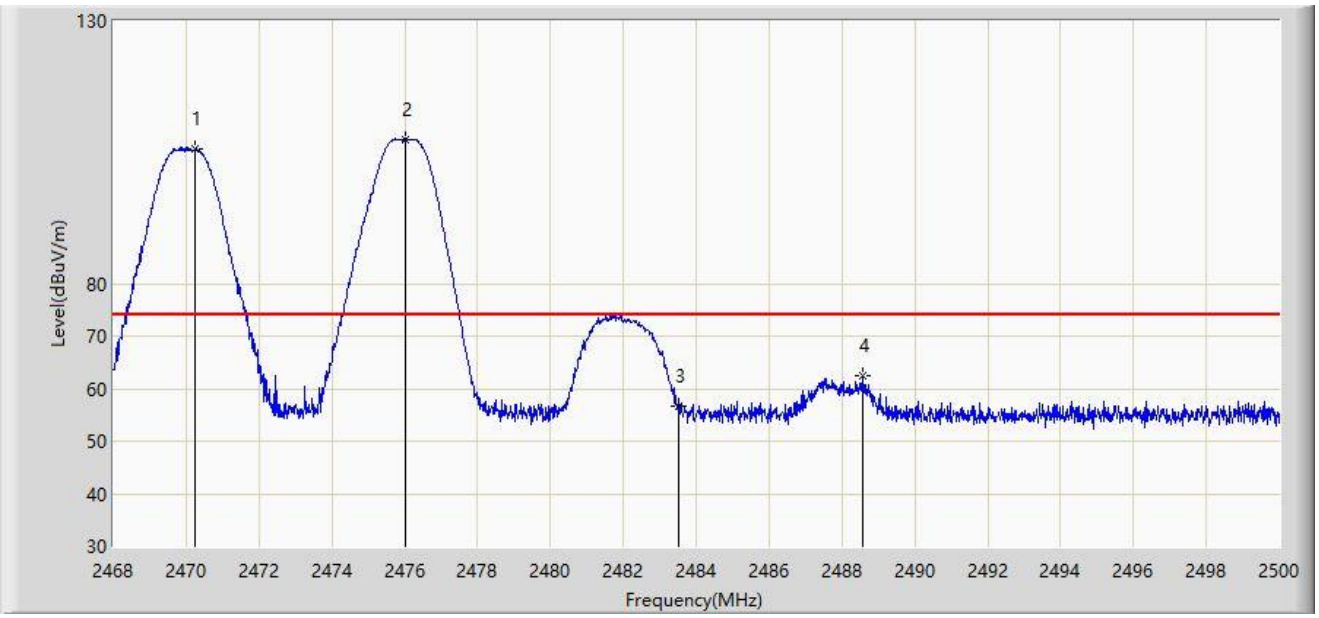

No	Mark	Frequency (MHz)	Measure Level (dBμV/m)	Reading Level (dBμV)	Margin (dB)	Limit (dBμV/m)	Factor (dB/m)	Type
1		2470.256	105.630	73.384	N/A	N/A	32.245	PK
2		2476.016	107.514	75.248	N/A	N/A	32.266	PK
3		2483.500	56.774	24.474	-17.226	74.000	32.300	PK
4	*	2488.560	62.529	30.203	-11.471	74.000	32.327	PK

Note 1: " * ", means this data is the worst emission level.

Note 2: Measure Level (dBμV/m) = Reading Level (dBμV) + Factor (dB/m).

Note 3: Factor (dB/m) = Cable Loss (dB) + Antenna Factor (dB/m).

Site: SIP-AC3	Test Date: 2024-05-14
Limit: FCC_2.4G_RE(3m)	Engineer: Justin Guo
Probe: HF907_102861_1-18GHz	Polarity: Horizontal
EUT: ACCESS POINT	Power: AC 120V/60Hz
Test Mode: Transmit at Ant 2 - Filter 1# - 2470MHz and Ant 4 - Filter 4# - 2476MHz	

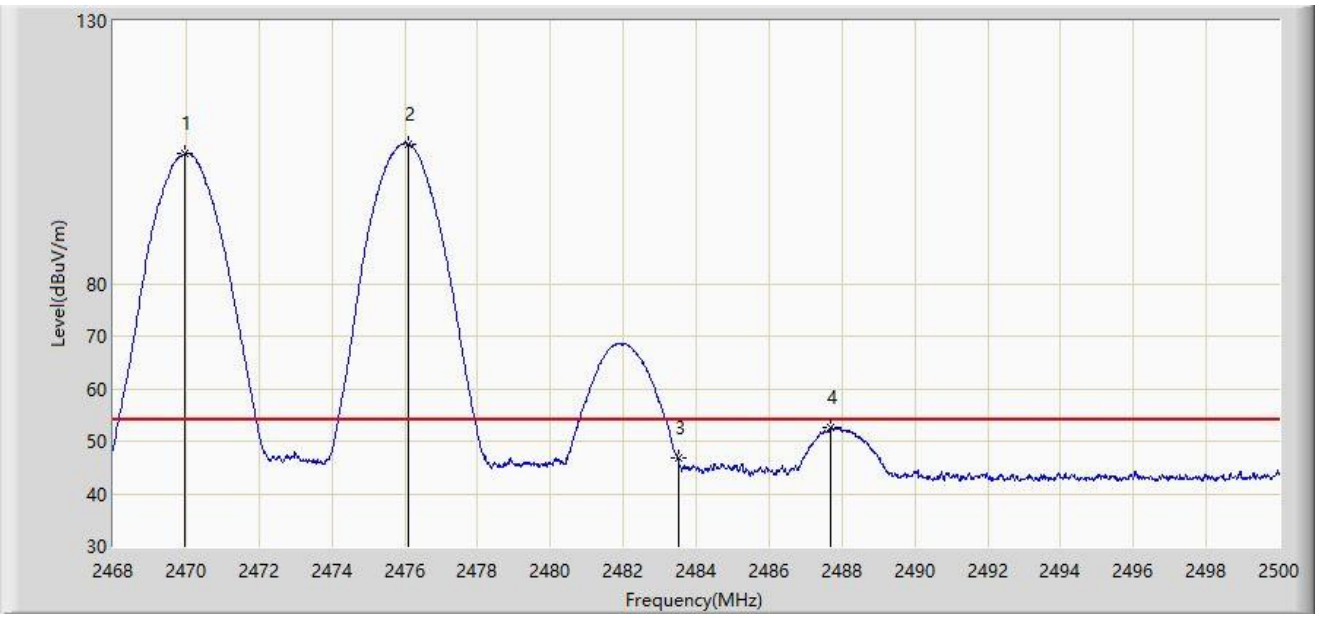

No	Mark	Frequency (MHz)	Measure Level (dBμV/m)	Reading Level (dBμV)	Margin (dB)	Limit (dBμV/m)	Factor (dB/m)	Type
1		2469.984	104.722	72.477	N/A	N/A	32.244	AV
2		2476.096	106.576	74.309	N/A	N/A	32.267	AV
3		2483.500	46.730	14.430	-7.270	54.000	32.300	AV
4	*	2487.696	52.526	20.204	-1.474	54.000	32.322	AV

Note 1: " * ", means this data is the worst emission level.

Note 2: Measure Level (dBμV/m) = Reading Level (dBμV) + Factor (dB/m).

Note 3: Factor (dB/m) = Cable Loss (dB) + Antenna Factor (dB/m).

Site: SIP-AC3	Test Date: 2024-05-14
Limit: FCC_2.4G_RE(3m)	Engineer: Justin Guo
Probe: HF907_102861_1-18GHz	Polarity: Vertical
EUT: ACCESS POINT	Power: AC 120V/60Hz
Test Mode: Transmit at Ant 2 - Filter 1# - 2470MHz and Ant 4 - Filter 4# - 2476MHz	

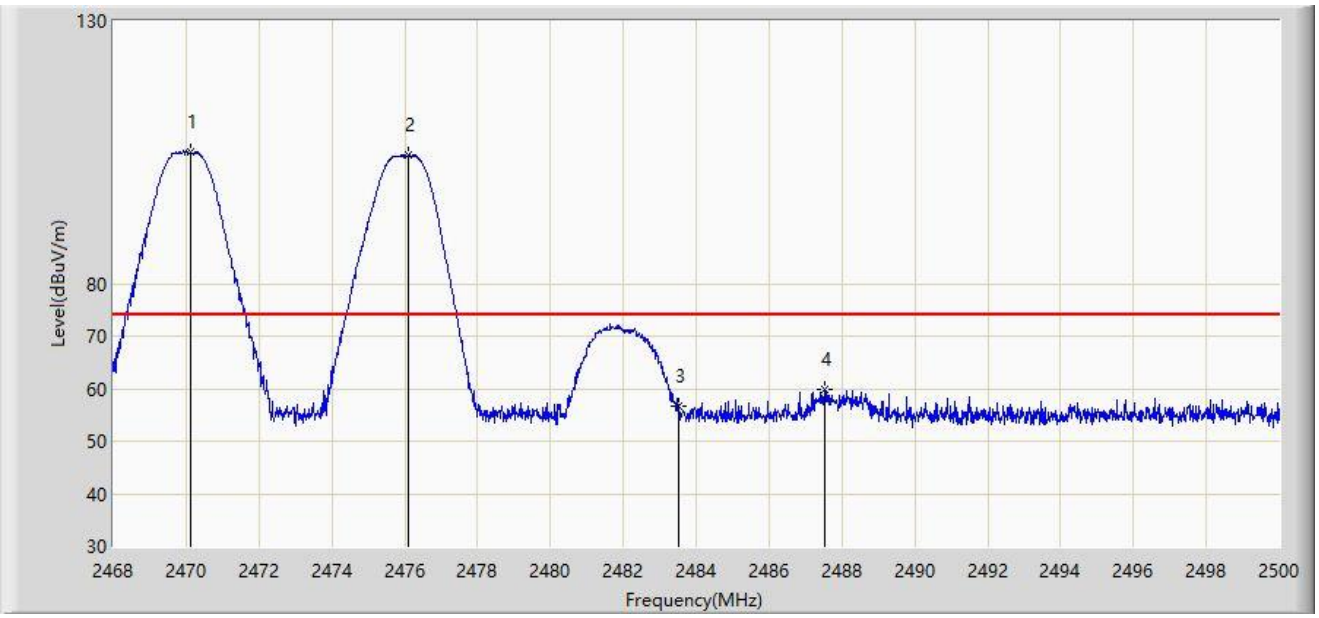

No	Mark	Frequency (MHz)	Measure Level (dBμV/m)	Reading Level (dBμV)	Margin (dB)	Limit (dBμV/m)	Factor (dB/m)	Type
1		2470.128	105.090	72.845	N/A	N/A	32.245	PK
2		2476.096	104.477	72.210	N/A	N/A	32.267	PK
3		2483.500	56.535	24.235	-17.465	74.000	32.300	PK
4	*	2487.536	59.907	27.586	-14.093	74.000	32.322	PK

Note 1: " * ", means this data is the worst emission level.

Note 2: Measure Level (dBμV/m) = Reading Level (dBμV) + Factor (dB/m).

Note 3: Factor (dB/m) = Cable Loss (dB) + Antenna Factor (dB/m).

Site: SIP-AC3	Test Date: 2024-05-14
Limit: FCC_2.4G_RE(3m)	Engineer: Justin Guo
Probe: HF907_102861_1-18GHz	Polarity: Vertical
EUT: ACCESS POINT	Power: AC 120V/60Hz
Test Mode: Transmit at Ant 2 - Filter 1# - 2470MHz and Ant 4 - Filter 4# - 2476MHz	

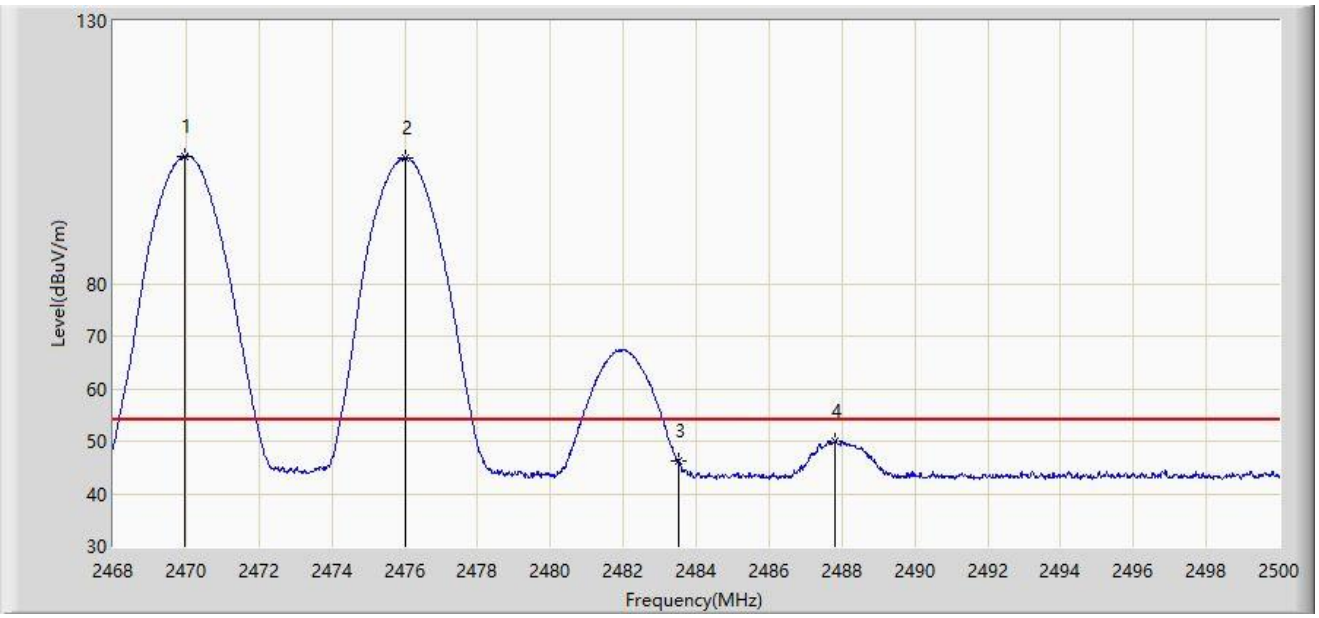

No	Mark	Frequency (MHz)	Measure Level (dBμV/m)	Reading Level (dBμV)	Margin (dB)	Limit (dBμV/m)	Factor (dB/m)	Type
1		2469.968	104.278	72.033	N/A	N/A	32.245	AV
2		2476.000	103.869	71.603	N/A	N/A	32.266	AV
3		2483.500	46.180	13.880	-7.820	54.000	32.300	AV
4	*	2487.808	50.033	17.710	-3.967	54.000	32.323	AV

Note 1: " * ", means this data is the worst emission level.

Note 2: Measure Level (dBμV/m) = Reading Level (dBμV) + Factor (dB/m).

Note 3: Factor (dB/m) = Cable Loss (dB) + Antenna Factor (dB/m).

Site: SIP-AC3	Test Date: 2024-05-14
Limit: FCC_2.4G_RE(3m)	Engineer: Justin Guo
Probe: HF907_102861_1-18GHz	Polarity: Horizontal
EUT: ACCESS POINT	Power: AC 120V/60Hz
Test Mode: Transmit at Ant 2 - Filter 1# - 2470MHz and Ant 4 - Filter 4# - 2478MHz	

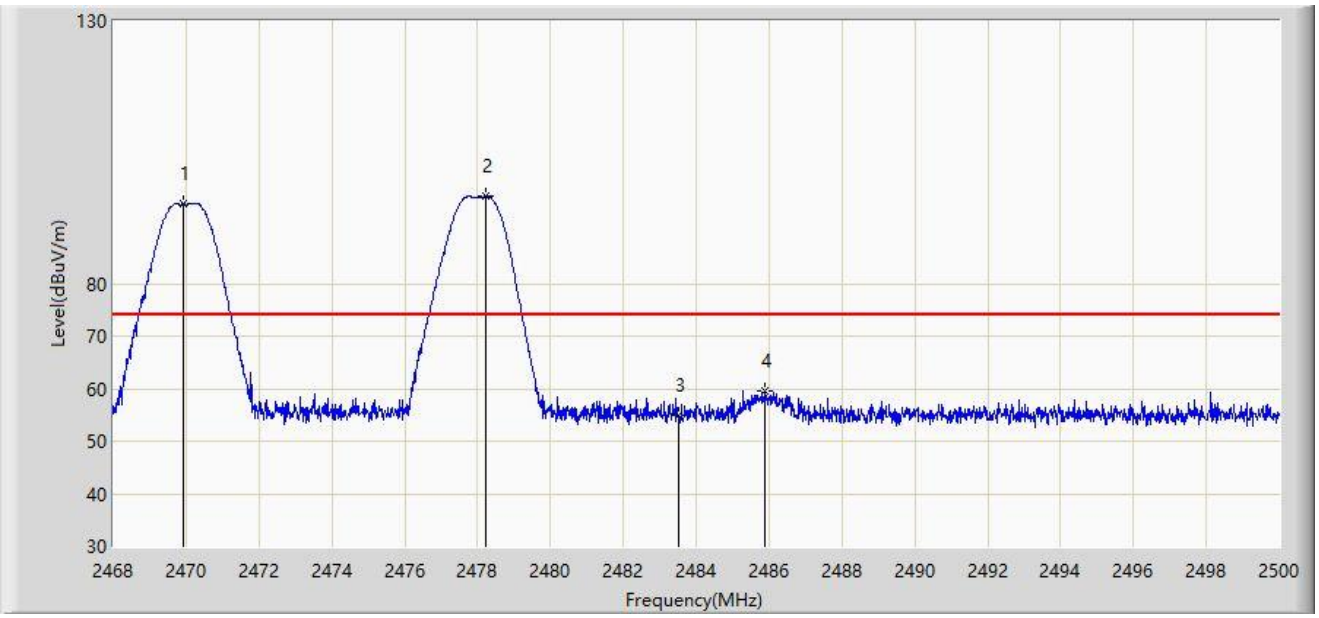

No	Mark	Frequency (MHz)	Measure Level (dBμV/m)	Reading Level (dBμV)	Margin (dB)	Limit (dBμV/m)	Factor (dB/m)	Type
1		2469.920	95.104	62.860	N/A	N/A	32.245	PK
2		2478.240	96.627	64.353	N/A	N/A	32.275	PK
3		2483.500	54.809	22.509	-19.191	74.000	32.300	PK
4	*	2485.904	59.472	27.159	-14.528	74.000	32.313	PK

Note 1: " * ", means this data is the worst emission level.

Note 2: Measure Level (dBμV/m) = Reading Level (dBμV) + Factor (dB/m).

Note 3: Factor (dB/m) = Cable Loss (dB) + Antenna Factor (dB/m).

Site: SIP-AC3	Test Date: 2024-05-14
Limit: FCC_2.4G_RE(3m)	Engineer: Justin Guo
Probe: HF907_102861_1-18GHz	Polarity: Horizontal
EUT: ACCESS POINT	Power: AC 120V/60Hz
Test Mode: Transmit at Ant 2 - Filter 1# - 2470MHz and Ant 4 - Filter 4# - 2478MHz	

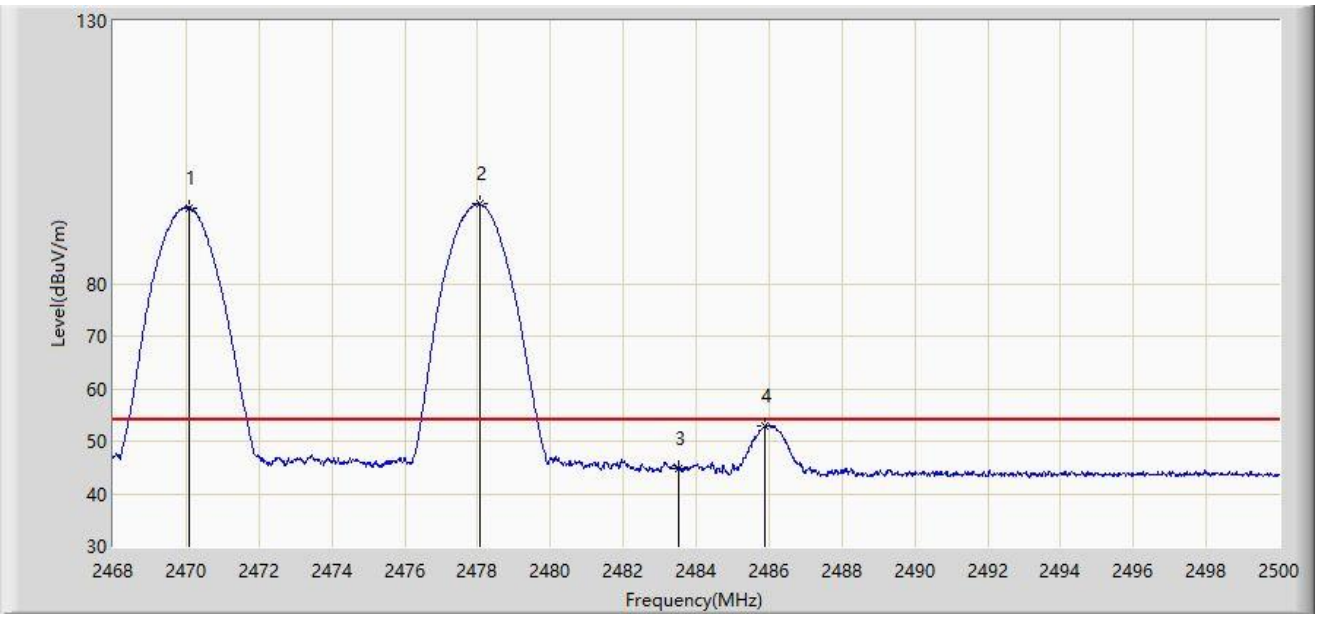

No	Mark	Frequency (MHz)	Measure Level (dBμV/m)	Reading Level (dBμV)	Margin (dB)	Limit (dBμV/m)	Factor (dB/m)	Type
1		2470.080	94.458	62.213	N/A	N/A	32.245	AV
2		2478.080	95.110	62.836	N/A	N/A	32.274	AV
3		2483.500	44.772	12.472	-9.228	54.000	32.300	AV
4	*	2485.904	52.877	20.564	-1.123	54.000	32.313	AV

Note 1: " * ", means this data is the worst emission level.

Note 2: Measure Level (dBμV/m) = Reading Level (dBμV) + Factor (dB/m).

Note 3: Factor (dB/m) = Cable Loss (dB) + Antenna Factor (dB/m).

Site: SIP-AC3	Test Date: 2024-05-14
Limit: FCC_2.4G_RE(3m)	Engineer: Justin Guo
Probe: HF907_102861_1-18GHz	Polarity: Vertical
EUT: ACCESS POINT	Power: AC 120V/60Hz
Test Mode: Transmit at Ant 2 - Filter 1# - 2470MHz and Ant 4 - Filter 4# - 2478MHz	

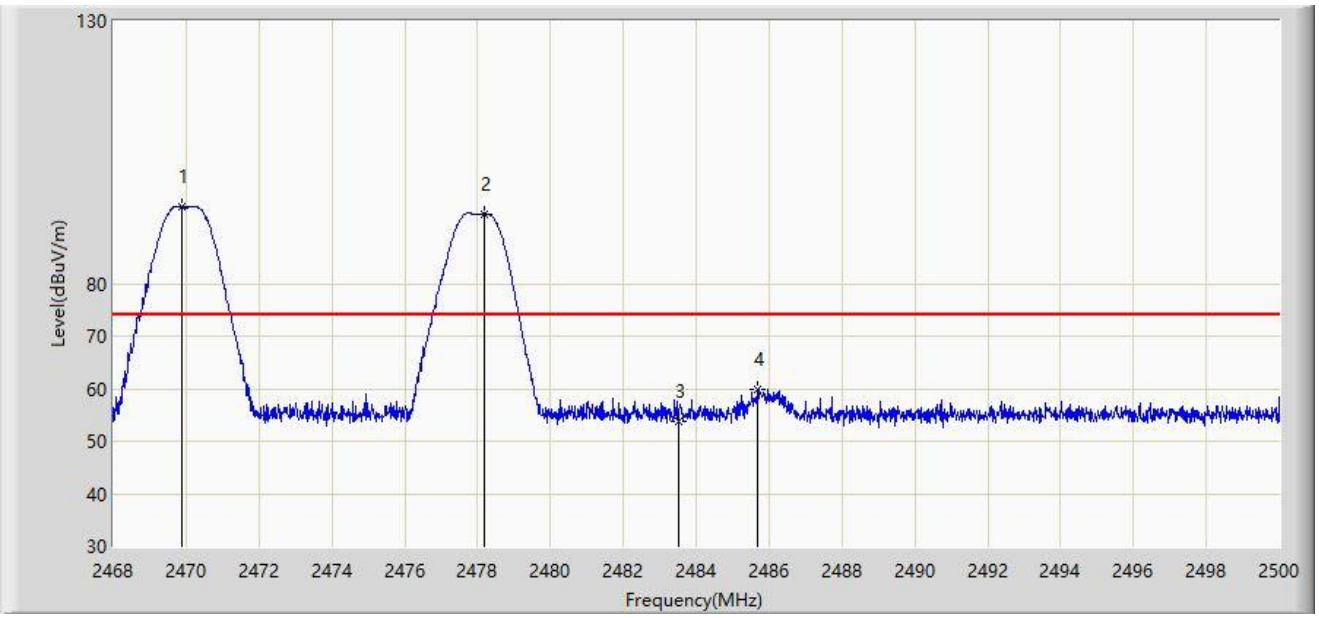

No	Mark	Frequency (MHz)	Measure Level (dBμV/m)	Reading Level (dBμV)	Margin (dB)	Limit (dBμV/m)	Factor (dB/m)	Type
1		2469.872	94.547	62.303	N/A	N/A	32.245	PK
2		2478.176	93.241	60.967	N/A	N/A	32.274	PK
3		2483.500	53.759	21.459	-20.241	74.000	32.300	PK
4	*	2485.696	59.880	27.568	-14.120	74.000	32.311	PK

Note 1: " * ", means this data is the worst emission level.

Note 2: Measure Level (dBμV/m) = Reading Level (dBμV) + Factor (dB/m).

Note 3: Factor (dB/m) = Cable Loss (dB) + Antenna Factor (dB/m).

Site: SIP-AC3	Test Date: 2024-05-14
Limit: FCC_2.4G_RE(3m)	Engineer: Justin Guo
Probe: HF907_102861_1-18GHz	Polarity: Vertical
EUT: ACCESS POINT	Power: AC 120V/60Hz
Test Mode: Transmit at Ant 2 - Filter 1# - 2470MHz and Ant 4 - Filter 4# - 2478MHz	

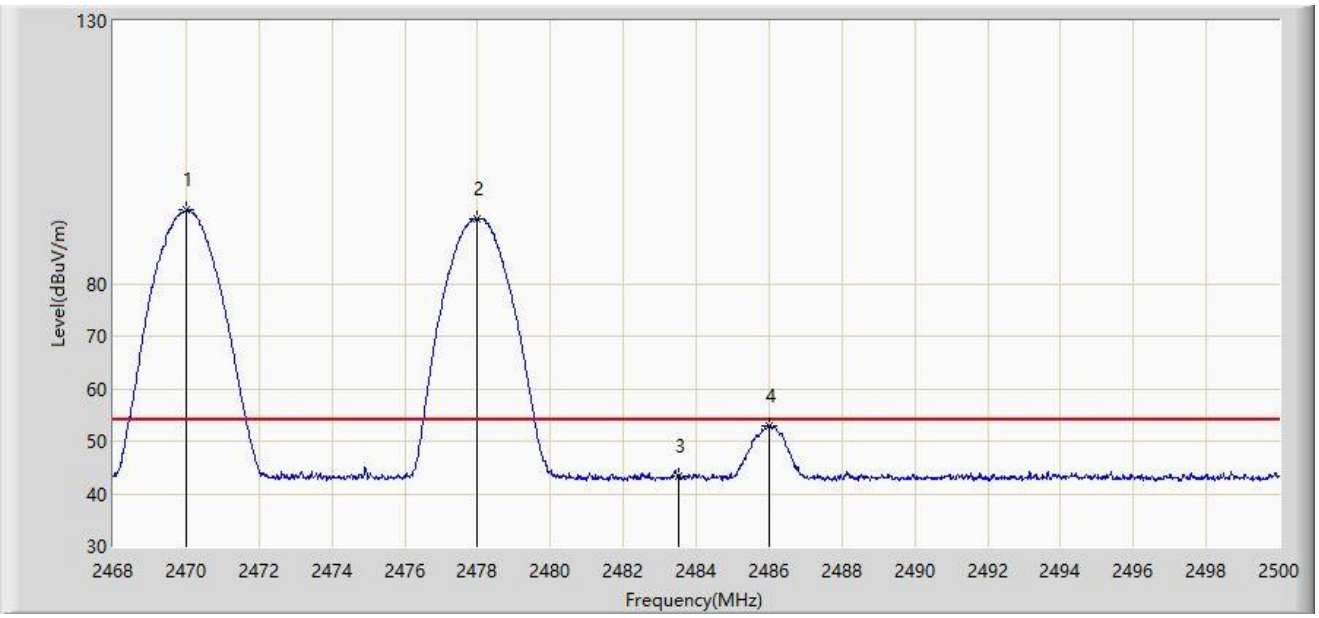

No	Mark	Frequency (MHz)	Measure Level (dBμV/m)	Reading Level (dBμV)	Margin (dB)	Limit (dBμV/m)	Factor (dB/m)	Type
1		2470.016	93.945	61.700	N/A	N/A	32.244	AV
2		2477.984	92.426	60.153	N/A	N/A	32.273	AV
3		2483.500	43.300	11.000	-10.700	54.000	32.300	AV
4	*	2486.000	52.877	20.564	-1.123	54.000	32.313	AV

Note 1: " * ", means this data is the worst emission level.

Note 2: Measure Level (dBμV/m) = Reading Level (dBμV) + Factor (dB/m).

Note 3: Factor (dB/m) = Cable Loss (dB) + Antenna Factor (dB/m).

Site: SIP-AC3	Test Date: 2024-05-14
Limit: FCC_2.4G_RE(3m)	Engineer: Justin Guo
Probe: HF907_102861_1-18GHz	Polarity: Horizontal
EUT: ACCESS POINT	Power: AC 120V/60Hz
Test Mode: Transmit at Ant 2 - Filter 1# - 2470MHz and Ant 4 - Filter 4# - 2480MHz	

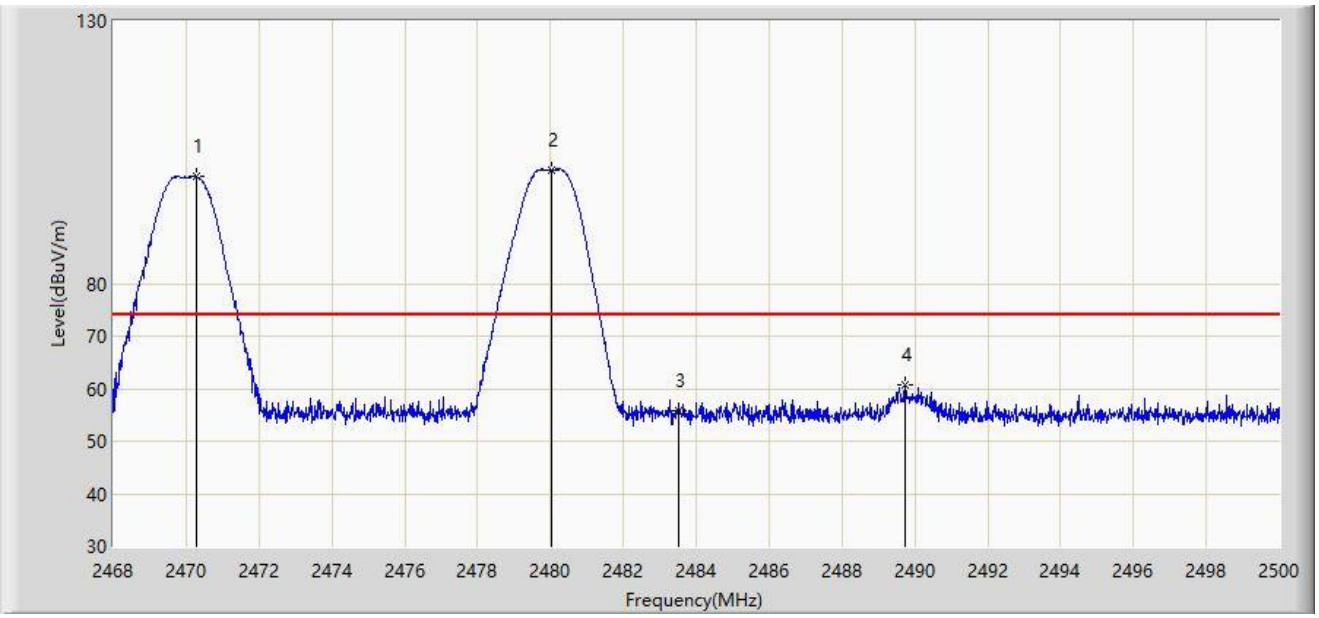

No	Mark	Frequency (MHz)	Measure Level (dBμV/m)	Reading Level (dBμV)	Margin (dB)	Limit (dBμV/m)	Factor (dB/m)	Type
1		2470.272	100.432	68.186	N/A	N/A	32.245	PK
2		2480.032	101.630	69.348	N/A	N/A	32.282	PK
3		2483.500	55.829	23.529	-18.171	74.000	32.300	PK
4	*	2489.744	60.747	28.414	-13.253	74.000	32.333	PK

Note 1: " * ", means this data is the worst emission level.

Note 2: Measure Level (dBμV/m) = Reading Level (dBμV) + Factor (dB/m).

Note 3: Factor (dB/m) = Cable Loss (dB) + Antenna Factor (dB/m).

Site: SIP-AC3	Test Date: 2024-05-14
Limit: FCC_2.4G_RE(3m)	Engineer: Justin Guo
Probe: HF907_102861_1-18GHz	Polarity: Horizontal
EUT: ACCESS POINT	Power: AC 120V/60Hz
Test Mode: Transmit at Ant 2 - Filter 1# - 2470MHz and Ant 4 - Filter 4# - 2480MHz	

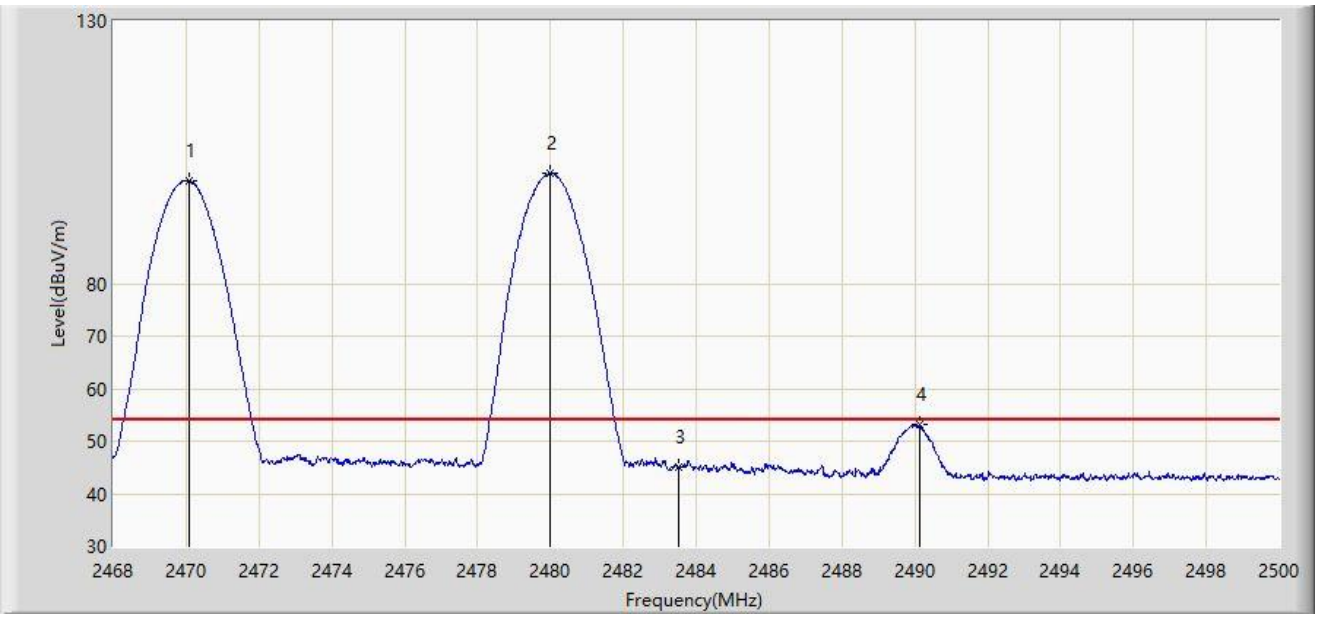

No	Mark	Frequency (MHz)	Measure Level (dBμV/m)	Reading Level (dBμV)	Margin (dB)	Limit (dBμV/m)	Factor (dB/m)	Type
1		2470.080	99.615	67.370	N/A	N/A	32.245	AV
2		2480.000	100.998	68.716	N/A	N/A	32.282	AV
3		2483.500	45.078	12.778	-8.922	54.000	32.300	AV
4	*	2490.128	53.045	20.710	-0.955	54.000	32.335	AV

Note 1: " * ", means this data is the worst emission level.

Note 2: Measure Level (dBμV/m) = Reading Level (dBμV) + Factor (dB/m).

Note 3: Factor (dB/m) = Cable Loss (dB) + Antenna Factor (dB/m).

Site: SIP-AC3	Test Date: 2024-05-14
Limit: FCC_2.4G_RE(3m)	Engineer: Justin Guo
Probe: HF907_102861_1-18GHz	Polarity: Vertical
EUT: ACCESS POINT	Power: AC 120V/60Hz
Test Mode: Transmit at Ant 2 - Filter 1# - 2470MHz and Ant 4 - Filter 4# - 2480MHz	

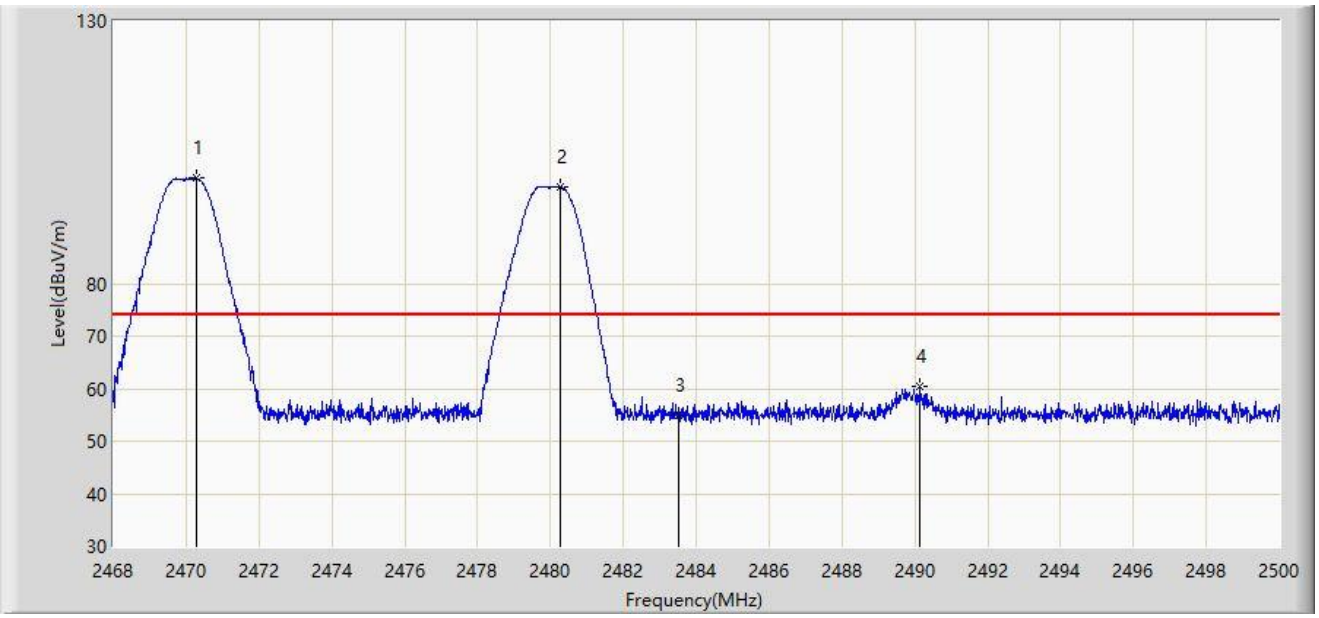

No	Mark	Frequency (MHz)	Measure Level (dBμV/m)	Reading Level (dBμV)	Margin (dB)	Limit (dBμV/m)	Factor (dB/m)	Type
1		2470.272	100.054	67.808	N/A	N/A	32.245	PK
2		2480.272	98.487	66.203	N/A	N/A	32.283	PK
3		2483.500	54.914	22.614	-19.086	74.000	32.300	PK
4	*	2490.144	60.291	27.956	-13.709	74.000	32.335	PK

Note 1: " * ", means this data is the worst emission level.

Note 2: Measure Level (dBμV/m) = Reading Level (dBμV) + Factor (dB/m).

Note 3: Factor (dB/m) = Cable Loss (dB) + Antenna Factor (dB/m).

Site: SIP-AC3	Test Date: 2024-05-14
Limit: FCC_2.4G_RE(3m)	Engineer: Justin Guo
Probe: HF907_102861_1-18GHz	Polarity: Vertical
EUT: ACCESS POINT	Power: AC 120V/60Hz
Test Mode: Transmit at Ant 2 - Filter 1# - 2470MHz and Ant 4 - Filter 4# - 2480MHz	

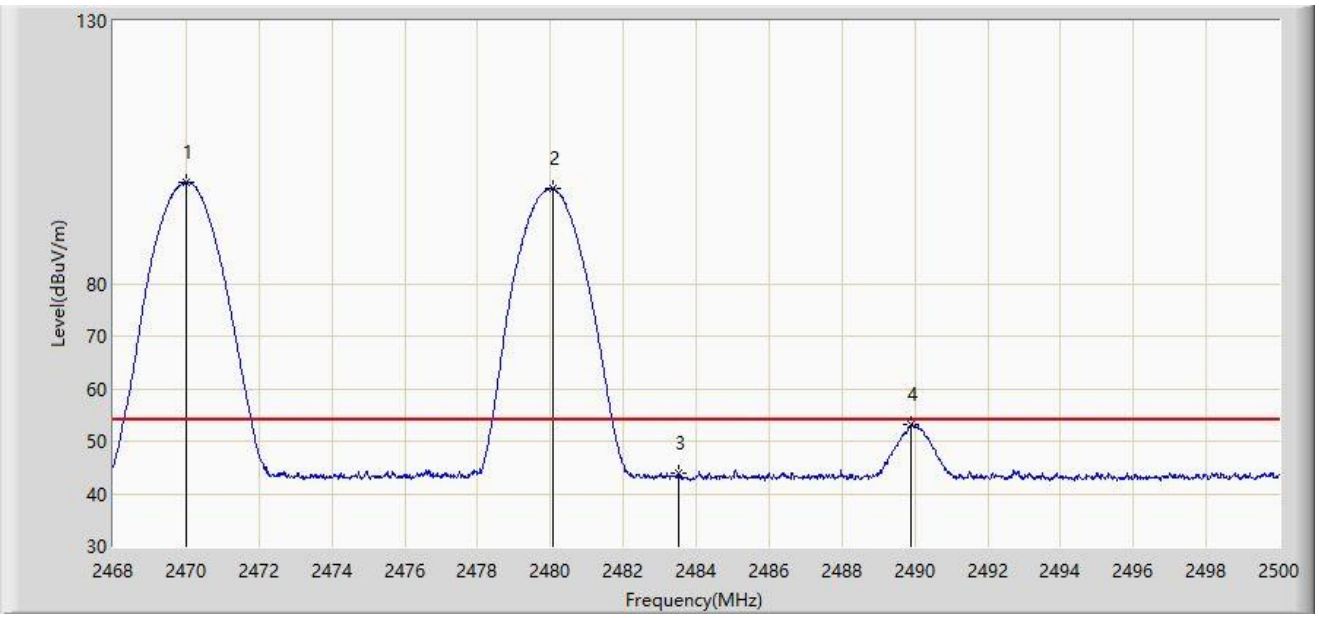

No	Mark	Frequency (MHz)	Measure Level (dBμV/m)	Reading Level (dBμV)	Margin (dB)	Limit (dBμV/m)	Factor (dB/m)	Type
1		2470.016	99.312	67.067	N/A	N/A	32.244	AV
2		2480.080	98.006	65.723	N/A	N/A	32.282	AV
3		2483.500	43.776	11.476	-10.224	54.000	32.300	AV
4	*	2489.904	53.178	20.845	-0.822	54.000	32.334	AV

Note 1: " * ", means this data is the worst emission level.

Note 2: Measure Level (dBμV/m) = Reading Level (dBμV) + Factor (dB/m).

Note 3: Factor (dB/m) = Cable Loss (dB) + Antenna Factor (dB/m).

Site: SIP-AC3	Test Date: 2024-05-14
Limit: FCC_2.4G_RE(3m)	Engineer: Justin Guo
Probe: HF907_102861_1-18GHz	Polarity: Horizontal
EUT: ACCESS POINT	Power: AC 120V/60Hz
Test Mode: Transmit at Ant 2 - Filter 1# - 2472MHz and Ant 4 - Filter 4# - 2468MHz	

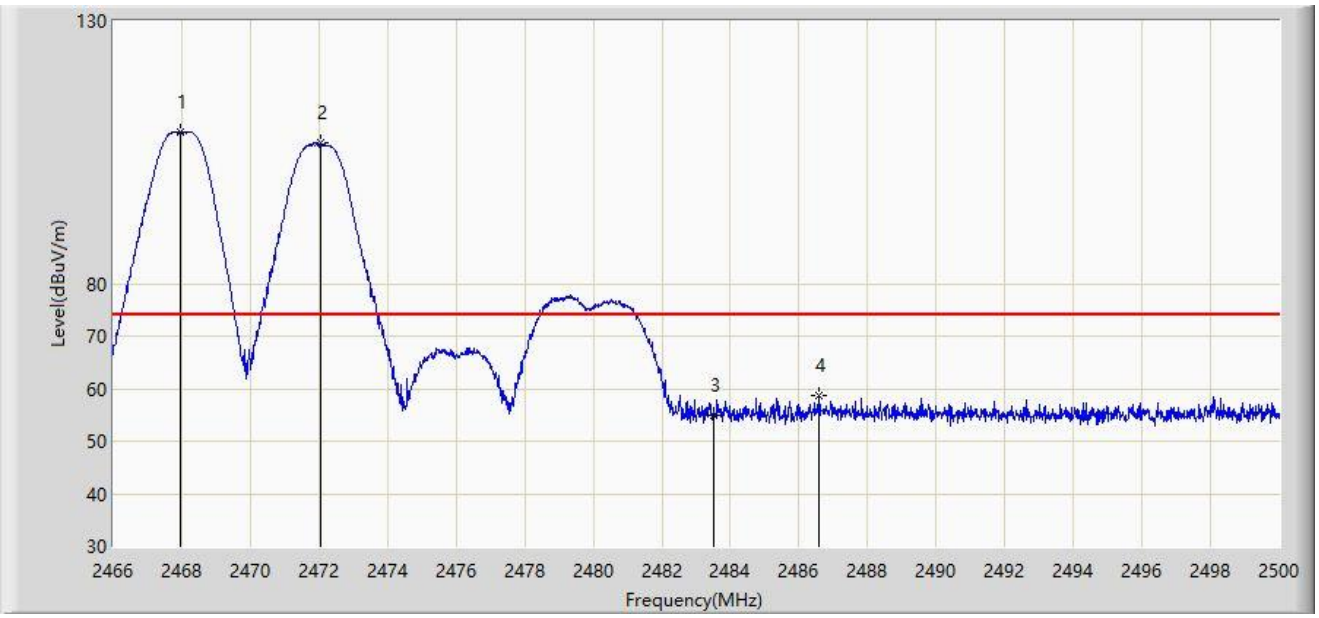

No	Mark	Frequency (MHz)	Measure Level (dBμV/m)	Reading Level (dBμV)	Margin (dB)	Limit (dBμV/m)	Factor (dB/m)	Type
1		2467.972	108.798	76.561	N/A	N/A	32.237	PK
2		2472.035	106.691	74.439	N/A	N/A	32.252	PK
3		2483.500	55.026	22.726	-18.974	74.000	32.300	PK
4	*	2486.570	58.734	26.418	-15.266	74.000	32.316	PK

Note 1: " * ", means this data is the worst emission level.

Note 2: Measure Level (dBμV/m) = Reading Level (dBμV) + Factor (dB/m).

Note 3: Factor (dB/m) = Cable Loss (dB) + Antenna Factor (dB/m).

Site: SIP-AC3	Test Date: 2024-05-14
Limit: FCC_2.4G_RE(3m)	Engineer: Justin Guo
Probe: HF907_102861_1-18GHz	Polarity: Horizontal
EUT: ACCESS POINT	Power: AC 120V/60Hz
Test Mode: Transmit at Ant 2 - Filter 1# - 2472MHz and Ant 4 - Filter 4# - 2468MHz	

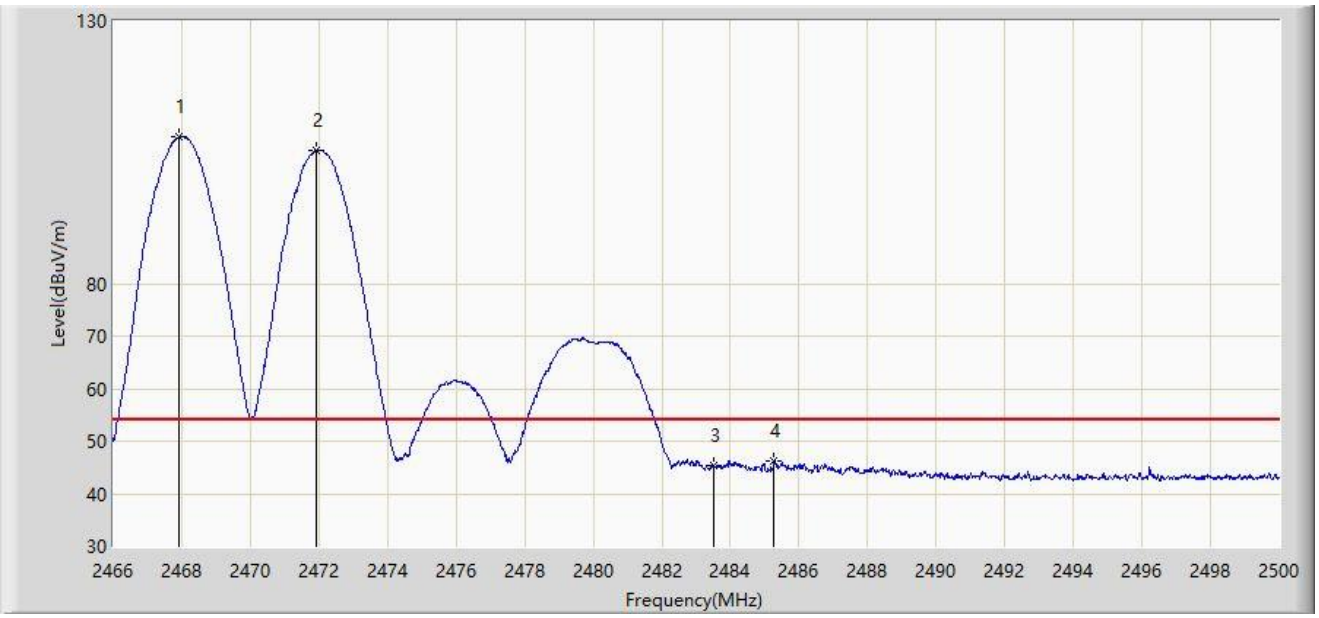

No	Mark	Frequency (MHz)	Measure Level (dBμV/m)	Reading Level (dBμV)	Margin (dB)	Limit (dBμV/m)	Factor (dB/m)	Type
1		2467.938	107.889	75.652	N/A	N/A	32.237	AV
2		2471.916	105.315	73.063	N/A	N/A	32.252	AV
3		2483.500	45.252	12.952	-8.748	54.000	32.300	AV
4	*	2485.278	46.228	13.919	-7.772	54.000	32.309	AV

Note 1: " * ", means this data is the worst emission level.

Note 2: Measure Level (dBμV/m) = Reading Level (dBμV) + Factor (dB/m).

Note 3: Factor (dB/m) = Cable Loss (dB) + Antenna Factor (dB/m).

Site: SIP-AC3	Test Date: 2024-05-14
Limit: FCC_2.4G_RE(3m)	Engineer: Justin Guo
Probe: HF907_102861_1-18GHz	Polarity: Vertical
EUT: ACCESS POINT	Power: AC 120V/60Hz
Test Mode: Transmit at Ant 2 - Filter 1# - 2472MHz and Ant 4 - Filter 4# - 2468MHz	

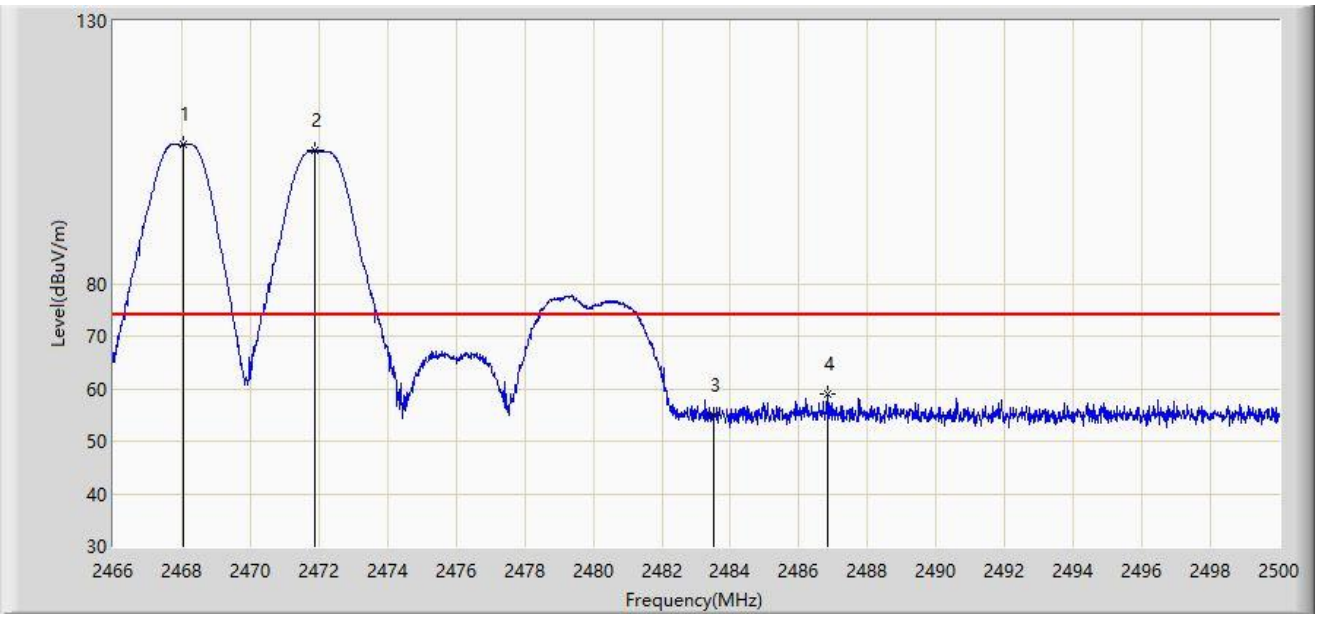

No	Mark	Frequency (MHz)	Measure Level (dBμV/m)	Reading Level (dBμV)	Margin (dB)	Limit (dBμV/m)	Factor (dB/m)	Type
1		2468.040	106.588	74.350	N/A	N/A	32.237	PK
2		2471.899	105.413	73.161	N/A	N/A	32.252	PK
3		2483.500	55.064	22.764	-18.936	74.000	32.300	PK
4	*	2486.842	58.886	26.568	-15.114	74.000	32.317	PK

Note 1: " * ", means this data is the worst emission level.

Note 2: Measure Level (dBμV/m) = Reading Level (dBμV) + Factor (dB/m).

Note 3: Factor (dB/m) = Cable Loss (dB) + Antenna Factor (dB/m).

Site: SIP-AC3	Test Date: 2024-05-14
Limit: FCC_2.4G_RE(3m)	Engineer: Justin Guo
Probe: HF907_102861_1-18GHz	Polarity: Vertical
EUT: ACCESS POINT	Power: AC 120V/60Hz
Test Mode: Transmit at Ant 2 - Filter 1# - 2472MHz and Ant 4 - Filter 4# - 2468MHz	

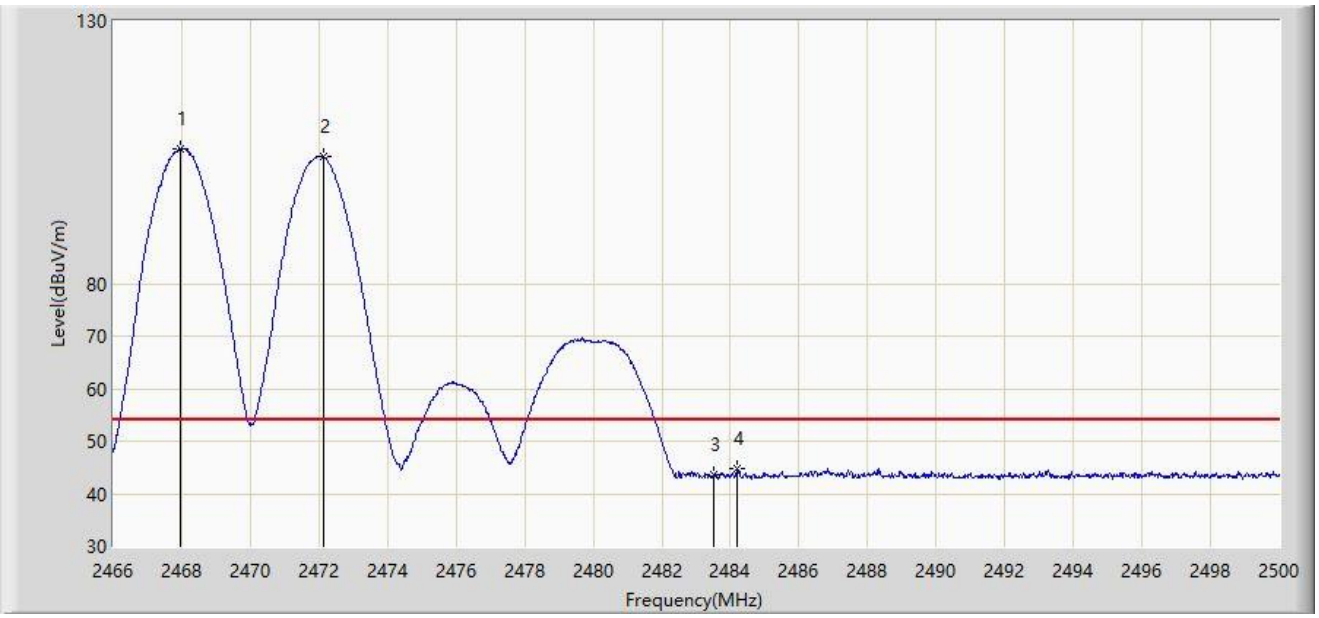

No	Mark	Frequency (MHz)	Measure Level (dBμV/m)	Reading Level (dBμV)	Margin (dB)	Limit (dBμV/m)	Factor (dB/m)	Type
1		2467.972	105.638	73.401	N/A	N/A	32.237	AV
2		2472.120	104.197	71.945	N/A	N/A	32.252	AV
3		2483.500	43.488	11.188	-10.512	54.000	32.300	AV
4	*	2484.190	44.777	12.473	-9.223	54.000	32.304	AV

Note 1: " * ", means this data is the worst emission level.

Note 2: Measure Level (dBμV/m) = Reading Level (dBμV) + Factor (dB/m).

Note 3: Factor (dB/m) = Cable Loss (dB) + Antenna Factor (dB/m).

Site: SIP-AC3	Test Date: 2024-05-14
Limit: FCC_2.4G_RE(3m)	Engineer: Justin Guo
Probe: HF907_102861_1-18GHz	Polarity: Horizontal
EUT: ACCESS POINT	Power: AC 120V/60Hz
Test Mode: Transmit at Ant 2 - Filter 1# - 2472MHz and Ant 4 - Filter 4# - 2470MHz	

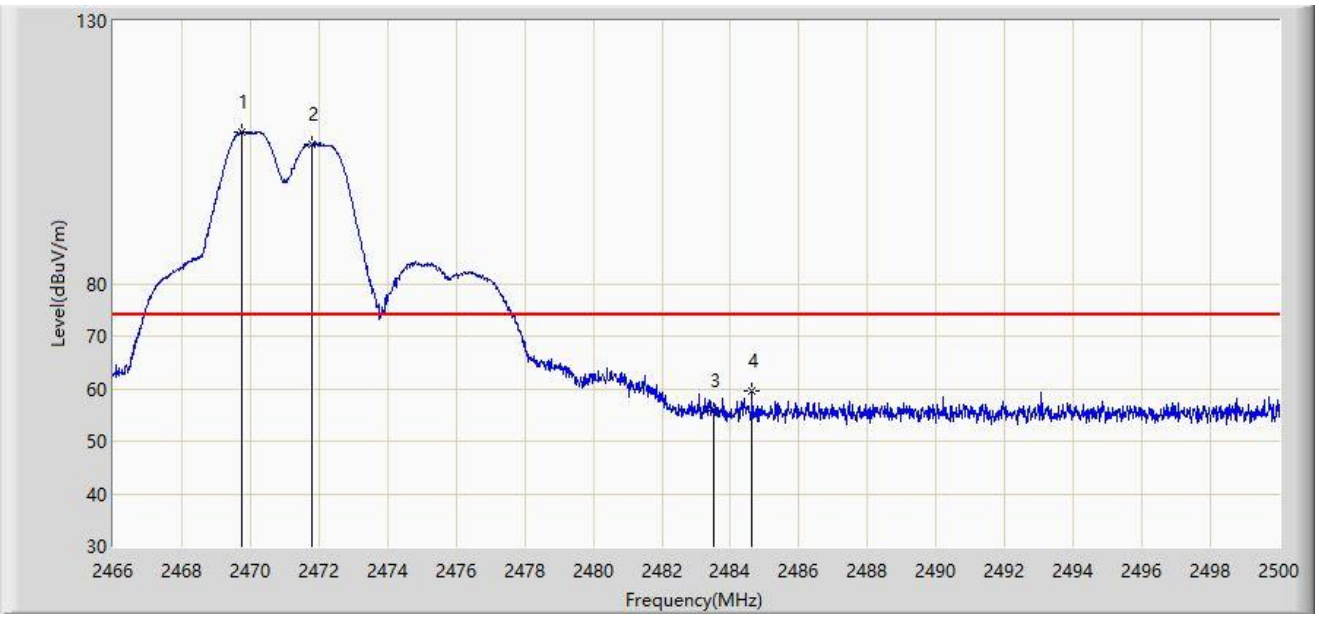

No	Mark	Frequency (MHz)	Measure Level (dBμV/m)	Reading Level (dBμV)	Margin (dB)	Limit (dBμV/m)	Factor (dB/m)	Type
1		2469.740	108.784	76.540	N/A	N/A	32.244	PK
2		2471.814	106.562	74.311	N/A	N/A	32.251	PK
3		2483.500	55.926	23.626	-18.074	74.000	32.300	PK
4	*	2484.632	59.660	27.354	-14.340	74.000	32.306	PK

Note 1: " * ", means this data is the worst emission level.

Note 2: Measure Level (dBμV/m) = Reading Level (dBμV) + Factor (dB/m).

Note 3: Factor (dB/m) = Cable Loss (dB) + Antenna Factor (dB/m).

Site: SIP-AC3	Test Date: 2024-05-14
Limit: FCC_2.4G_RE(3m)	Engineer: Justin Guo
Probe: HF907_102861_1-18GHz	Polarity: Horizontal
EUT: ACCESS POINT	Power: AC 120V/60Hz
Test Mode: Transmit at Ant 2 - Filter 1# - 2472MHz and Ant 4 - Filter 4# - 2470MHz	

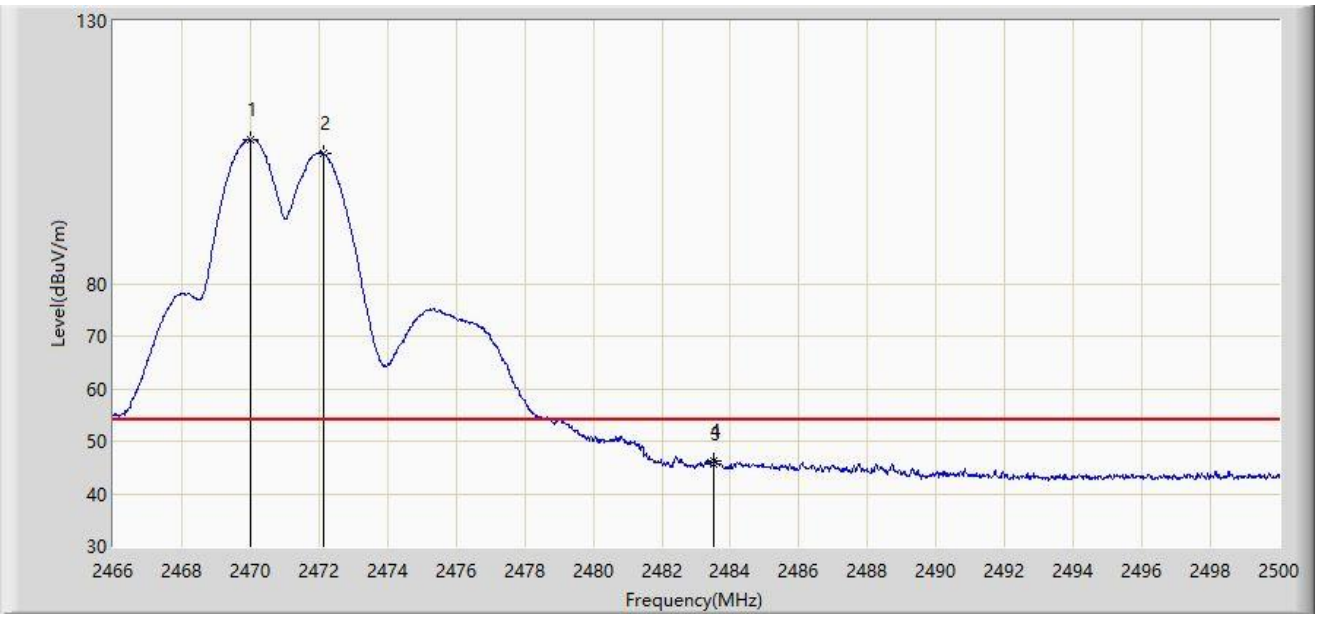

No	Mark	Frequency (MHz)	Measure Level (dBμV/m)	Reading Level (dBμV)	Margin (dB)	Limit (dBμV/m)	Factor (dB/m)	Type
1		2469.995	107.535	75.290	N/A	N/A	32.244	AV
2		2472.120	104.763	72.511	N/A	N/A	32.252	AV
3		2483.500	45.696	13.396	-8.304	54.000	32.300	AV
4	*	2483.527	46.298	13.998	-7.702	54.000	32.301	AV

Note 1: " * ", means this data is the worst emission level.

Note 2: Measure Level (dBμV/m) = Reading Level (dBμV) + Factor (dB/m).

Note 3: Factor (dB/m) = Cable Loss (dB) + Antenna Factor (dB/m).

Site: SIP-AC3	Test Date: 2024-05-14
Limit: FCC_2.4G_RE(3m)	Engineer: Justin Guo
Probe: HF907_102861_1-18GHz	Polarity: Vertical
EUT: ACCESS POINT	Power: AC 120V/60Hz
Test Mode: Transmit at Ant 2 - Filter 1# - 2472MHz and Ant 4 - Filter 4# - 2470MHz	

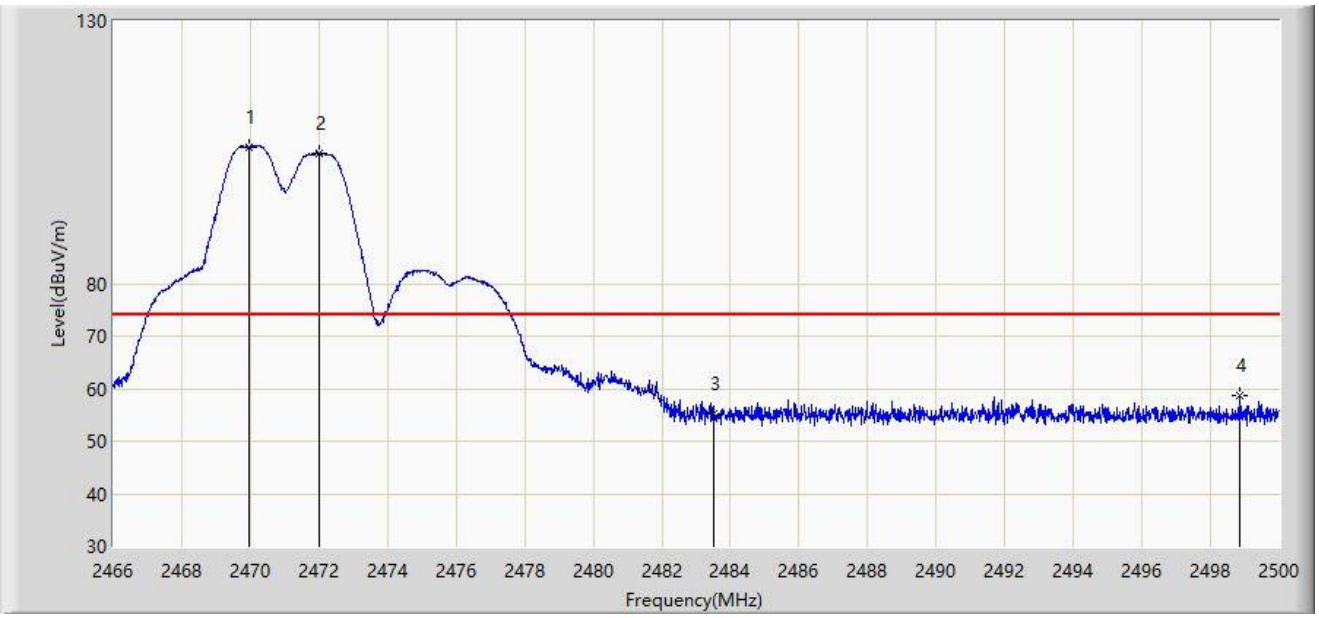

No	Mark	Frequency (MHz)	Measure Level (dBμV/m)	Reading Level (dBμV)	Margin (dB)	Limit (dBμV/m)	Factor (dB/m)	Type
1		2469.944	106.008	73.763	N/A	N/A	32.245	PK
2		2472.018	104.835	72.583	N/A	N/A	32.252	PK
3		2483.500	55.174	22.874	-18.826	74.000	32.300	PK
4	*	2498.844	58.834	26.448	-15.166	74.000	32.386	PK

Note 1: " * ", means this data is the worst emission level.

Note 2: Measure Level (dBμV/m) = Reading Level (dBμV) + Factor (dB/m).

Note 3: Factor (dB/m) = Cable Loss (dB) + Antenna Factor (dB/m).

Site: SIP-AC3	Test Date: 2024-05-14
Limit: FCC_2.4G_RE(3m)	Engineer: Justin Guo
Probe: HF907_102861_1-18GHz	Polarity: Vertical
EUT: ACCESS POINT	Power: AC 120V/60Hz
Test Mode: Transmit at Ant 2 - Filter 1# - 2472MHz and Ant 4 - Filter 4# - 2470MHz	

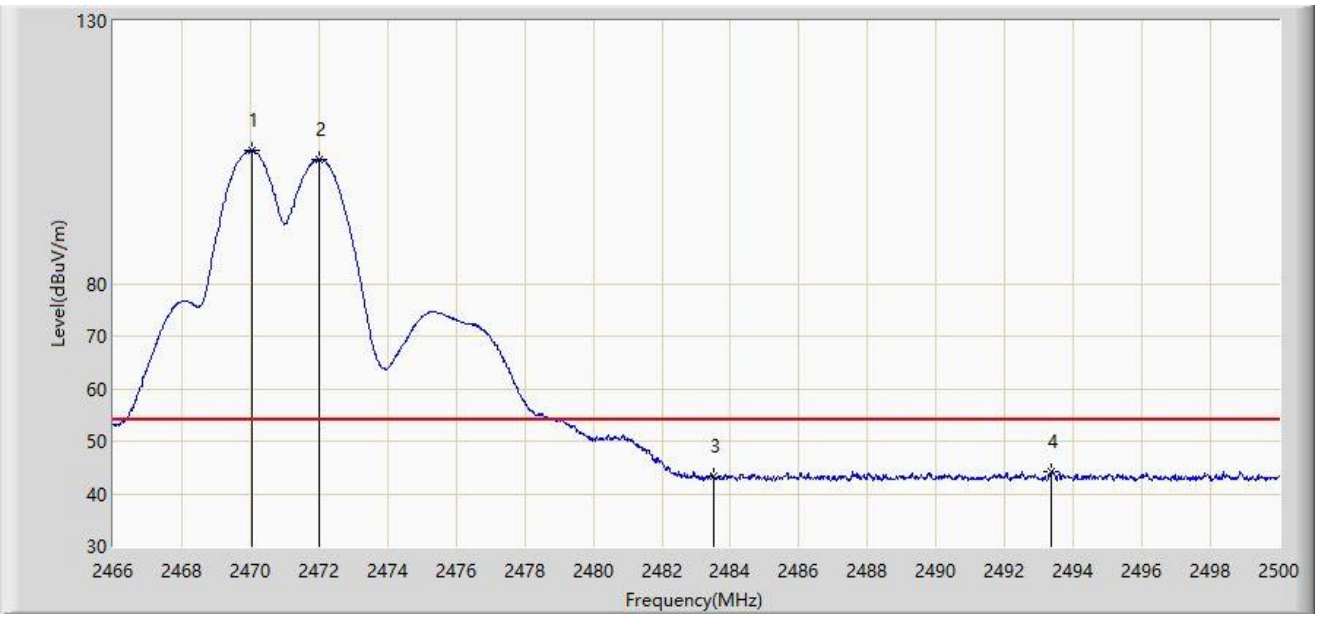

No	Mark	Frequency (MHz)	Measure Level (dBμV/m)	Reading Level (dBμV)	Margin (dB)	Limit (dBμV/m)	Factor (dB/m)	Type
1		2470.029	105.315	73.070	N/A	N/A	32.244	AV
2		2472.018	103.652	71.400	N/A	N/A	32.252	AV
3		2483.500	43.271	10.971	-10.729	54.000	32.300	AV
4	*	2493.353	44.149	11.798	-9.851	54.000	32.352	AV

Note 1: " * ", means this data is the worst emission level.

Note 2: Measure Level (dBμV/m) = Reading Level (dBμV) + Factor (dB/m).

Note 3: Factor (dB/m) = Cable Loss (dB) + Antenna Factor (dB/m).

Site: SIP-AC3	Test Date: 2024-05-14
Limit: FCC_2.4G_RE(3m)	Engineer: Justin Guo
Probe: HF907_102861_1-18GHz	Polarity: Horizontal
EUT: ACCESS POINT	Power: AC 120V/60Hz
Test Mode: Transmit at Ant 2 - Filter 1# - 2472MHz and Ant 4 - Filter 4# - 2474MHz	

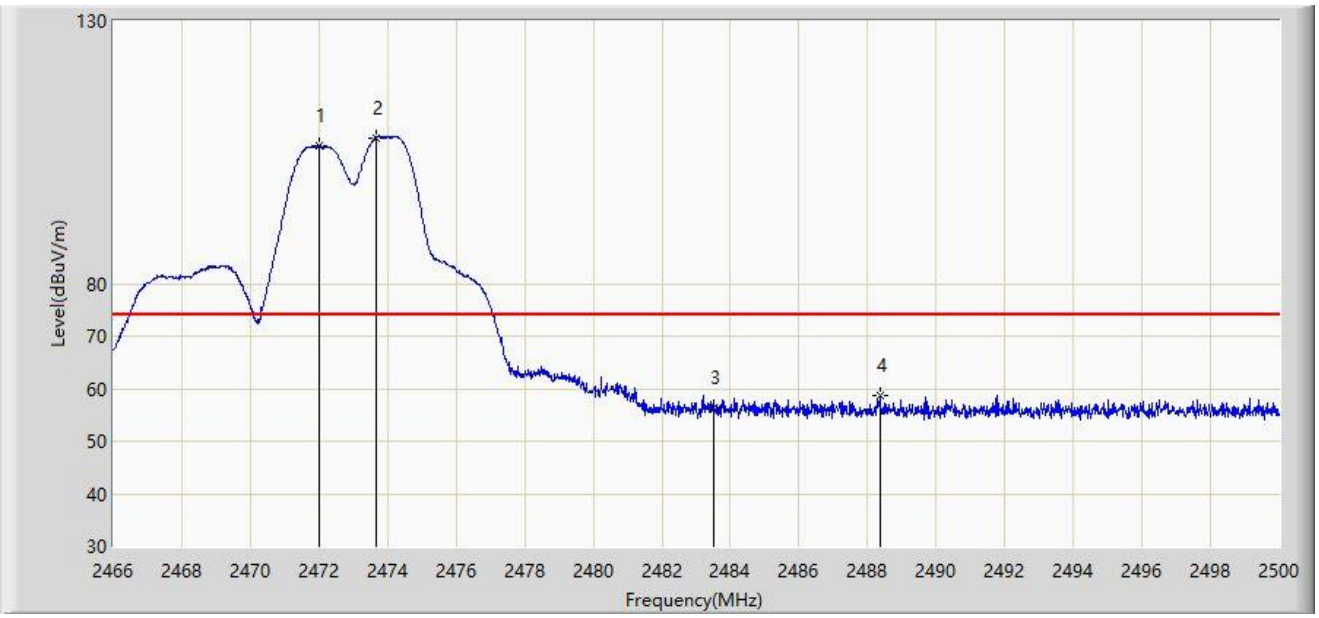

No	Mark	Frequency (MHz)	Measure Level (dBμV/m)	Reading Level (dBμV)	Margin (dB)	Limit (dBμV/m)	Factor (dB/m)	Type
1		2472.018	106.279	74.027	N/A	N/A	32.252	PK
2		2473.650	107.804	75.546	N/A	N/A	32.258	PK
3		2483.500	56.291	23.991	-17.709	74.000	32.300	PK
4	*	2488.372	58.730	26.404	-15.270	74.000	32.326	PK

Note 1: " * ", means this data is the worst emission level.

Note 2: Measure Level (dBμV/m) = Reading Level (dBμV) + Factor (dB/m).

Note 3: Factor (dB/m) = Cable Loss (dB) + Antenna Factor (dB/m).

Site: SIP-AC3	Test Date: 2024-05-14
Limit: FCC_2.4G_RE(3m)	Engineer: Justin Guo
Probe: HF907_102861_1-18GHz	Polarity: Horizontal
EUT: ACCESS POINT	Power: AC 120V/60Hz
Test Mode: Transmit at Ant 2 - Filter 1# - 2472MHz and Ant 4 - Filter 4# - 2474MHz	

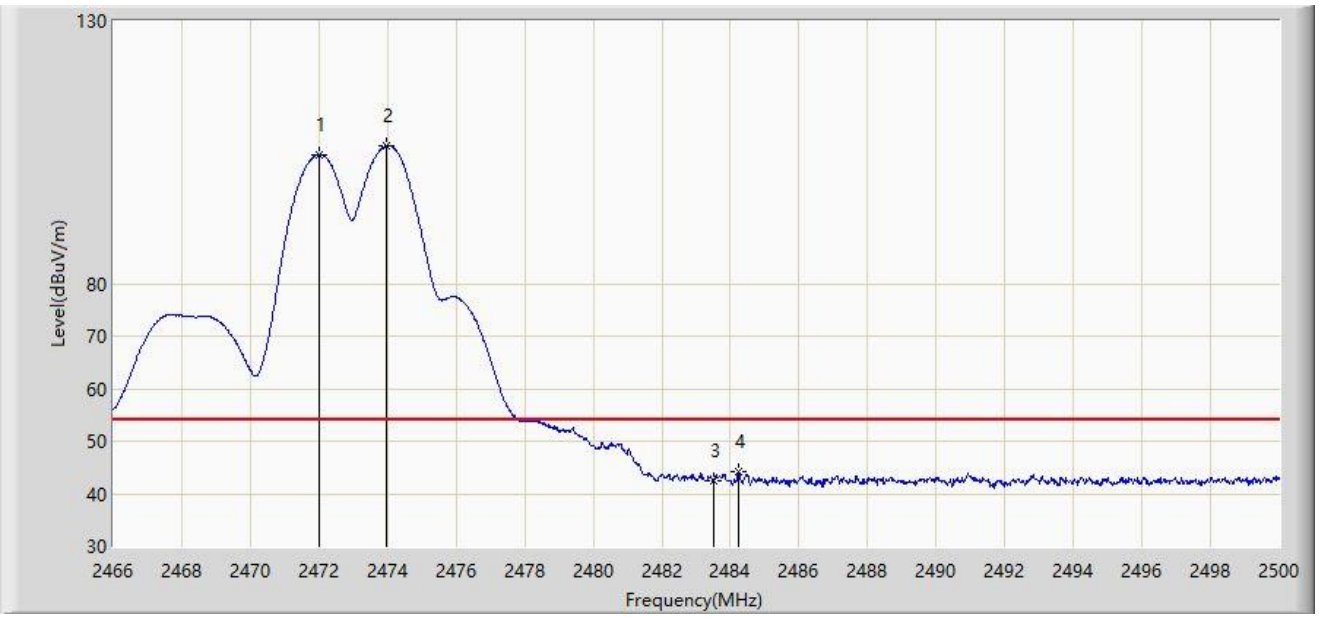

No	Mark	Frequency (MHz)	Measure Level (dBμV/m)	Reading Level (dBμV)	Margin (dB)	Limit (dBμV/m)	Factor (dB/m)	Type
1		2472.018	104.579	72.327	N/A	N/A	32.252	AV
2		2473.973	106.258	73.999	N/A	N/A	32.259	AV
3		2483.500	42.571	10.271	-11.429	54.000	32.300	AV
4	*	2484.224	44.305	12.001	-9.695	54.000	32.304	AV

Note 1: " * ", means this data is the worst emission level.

Note 2: Measure Level (dBμV/m) = Reading Level (dBμV) + Factor (dB/m).

Note 3: Factor (dB/m) = Cable Loss (dB) + Antenna Factor (dB/m).

Site: SIP-AC3	Test Date: 2024-05-14
Limit: FCC_2.4G_RE(3m)	Engineer: Justin Guo
Probe: HF907_102861_1-18GHz	Polarity: Vertical
EUT: ACCESS POINT	Power: AC 120V/60Hz
Test Mode: Transmit at Ant 2 - Filter 1# - 2472MHz and Ant 4 - Filter 4# - 2474MHz	

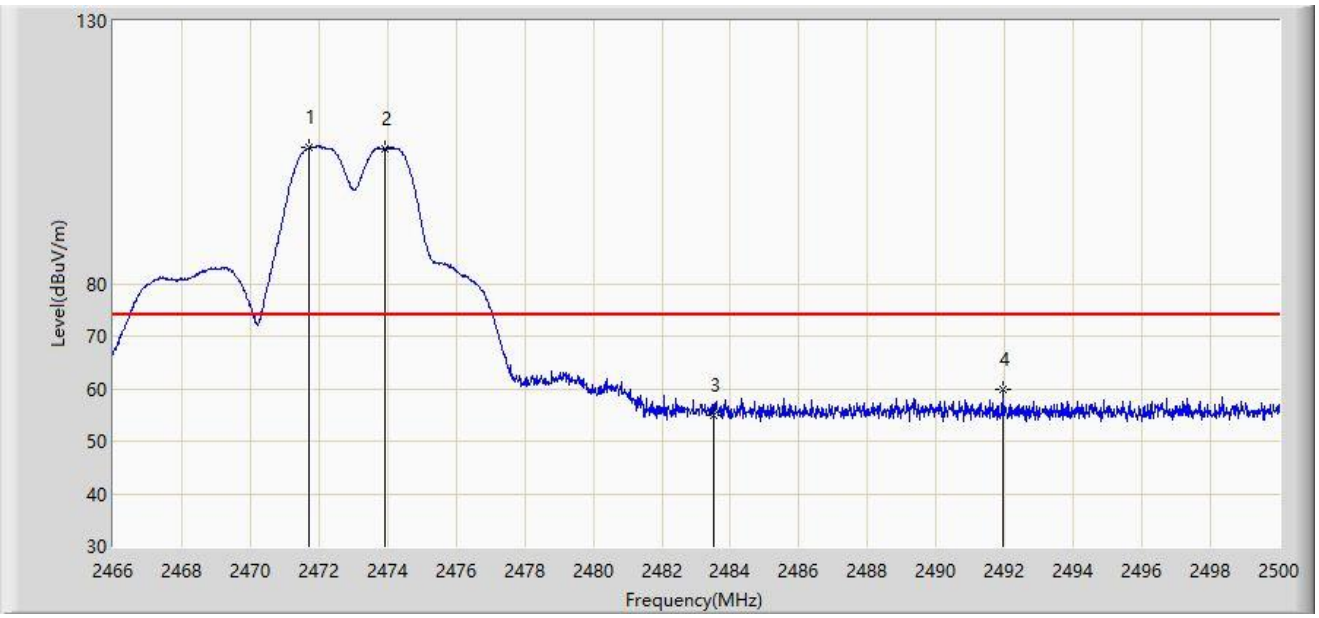

No	Mark	Frequency (MHz)	Measure Level (dBμV/m)	Reading Level (dBμV)	Margin (dB)	Limit (dBμV/m)	Factor (dB/m)	Type
1		2471.729	105.940	73.689	N/A	N/A	32.251	PK
2		2473.922	105.628	73.369	N/A	N/A	32.259	PK
3		2483.500	54.815	22.515	-19.185	74.000	32.300	PK
4	*	2491.942	59.766	27.422	-14.234	74.000	32.344	PK

Note 1: " * ", means this data is the worst emission level.

Note 2: Measure Level (dBμV/m) = Reading Level (dBμV) + Factor (dB/m).

Note 3: Factor (dB/m) = Cable Loss (dB) + Antenna Factor (dB/m).

Site: SIP-AC3	Test Date: 2024-05-14
Limit: FCC_2.4G_RE(3m)	Engineer: Justin Guo
Probe: HF907_102861_1-18GHz	Polarity: Vertical
EUT: ACCESS POINT	Power: AC 120V/60Hz
Test Mode: Transmit at Ant 2 - Filter 1# - 2472MHz and Ant 4 - Filter 4# - 2474MHz	

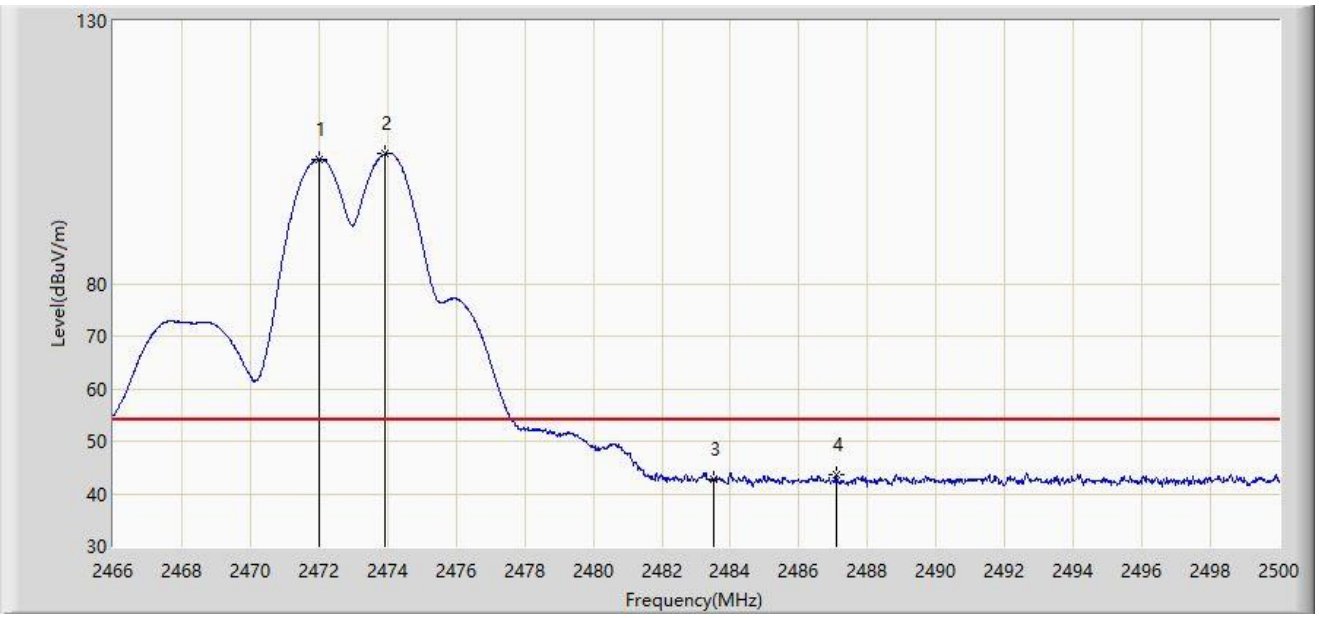

No	Mark	Frequency (MHz)	Measure Level (dBμV/m)	Reading Level (dBμV)	Margin (dB)	Limit (dBμV/m)	Factor (dB/m)	Type
1		2472.018	103.732	71.480	N/A	N/A	32.252	AV
2		2473.922	104.699	72.440	N/A	N/A	32.259	AV
3		2483.500	42.759	10.459	-11.241	54.000	32.300	AV
4	*	2487.080	43.539	11.220	-10.461	54.000	32.318	AV

Note 1: " * ", means this data is the worst emission level.

Note 2: Measure Level (dBμV/m) = Reading Level (dBμV) + Factor (dB/m).

Note 3: Factor (dB/m) = Cable Loss (dB) + Antenna Factor (dB/m).

Site: SIP-AC3	Test Date: 2024-05-14
Limit: FCC_2.4G_RE(3m)	Engineer: Justin Guo
Probe: HF907_102861_1-18GHz	Polarity: Horizontal
EUT: ACCESS POINT	Power: AC 120V/60Hz
Test Mode: Transmit at Ant 2 - Filter 1# - 2472MHz and Ant 4 - Filter 4# - 2476MHz	

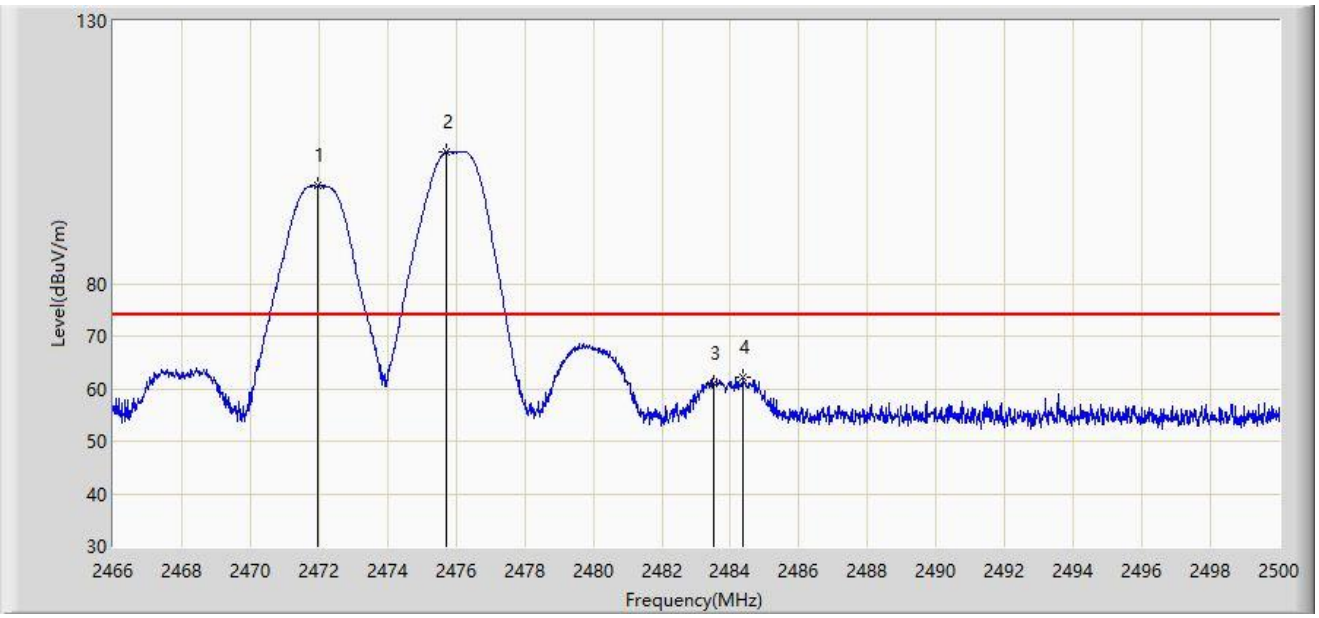

No	Mark	Frequency (MHz)	Measure Level (dBμV/m)	Reading Level (dBμV)	Margin (dB)	Limit (dBμV/m)	Factor (dB/m)	Type
1		2471.967	98.802	66.550	N/A	N/A	32.252	PK
2		2475.724	105.020	72.755	N/A	N/A	32.265	PK
3		2483.500	61.047	28.747	-12.953	74.000	32.300	PK
4	*	2484.377	62.066	29.761	-11.934	74.000	32.305	PK

Note 1: " * ", means this data is the worst emission level.

Note 2: Measure Level (dBμV/m) = Reading Level (dBμV) + Factor (dB/m).

Note 3: Factor (dB/m) = Cable Loss (dB) + Antenna Factor (dB/m).

Site: SIP-AC3	Test Date: 2024-05-14
Limit: FCC_2.4G_RE(3m)	Engineer: Justin Guo
Probe: HF907_102861_1-18GHz	Polarity: Horizontal
EUT: ACCESS POINT	Power: AC 120V/60Hz
Test Mode: Transmit at Ant 2 - Filter 1# - 2472MHz and Ant 4 - Filter 4# - 2476MHz	

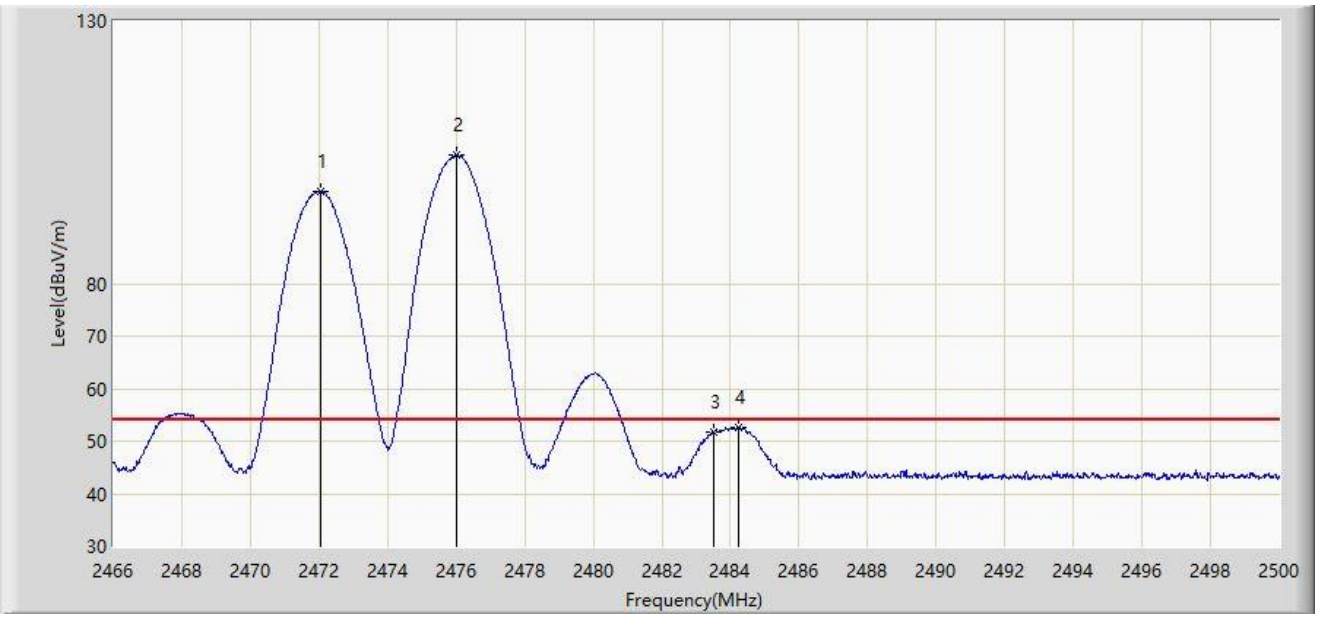

No	Mark	Frequency (MHz)	Measure Level (dBμV/m)	Reading Level (dBμV)	Margin (dB)	Limit (dBμV/m)	Factor (dB/m)	Type
1		2472.069	97.566	65.314	N/A	N/A	32.253	AV
2		2476.013	104.390	72.124	N/A	N/A	32.266	AV
3		2483.500	51.698	19.398	-2.302	54.000	32.300	AV
4	*	2484.241	52.675	20.371	-1.325	54.000	32.304	AV

Note 1: " * ", means this data is the worst emission level.

Note 2: Measure Level (dBμV/m) = Reading Level (dBμV) + Factor (dB/m).

Note 3: Factor (dB/m) = Cable Loss (dB) + Antenna Factor (dB/m).

Site: SIP-AC3	Test Date: 2024-05-14
Limit: FCC_2.4G_RE(3m)	Engineer: Justin Guo
Probe: HF907_102861_1-18GHz	Polarity: Vertical
EUT: ACCESS POINT	Power: AC 120V/60Hz
Test Mode: Transmit at Ant 2 - Filter 1# - 2472MHz and Ant 4 - Filter 4# - 2476MHz	

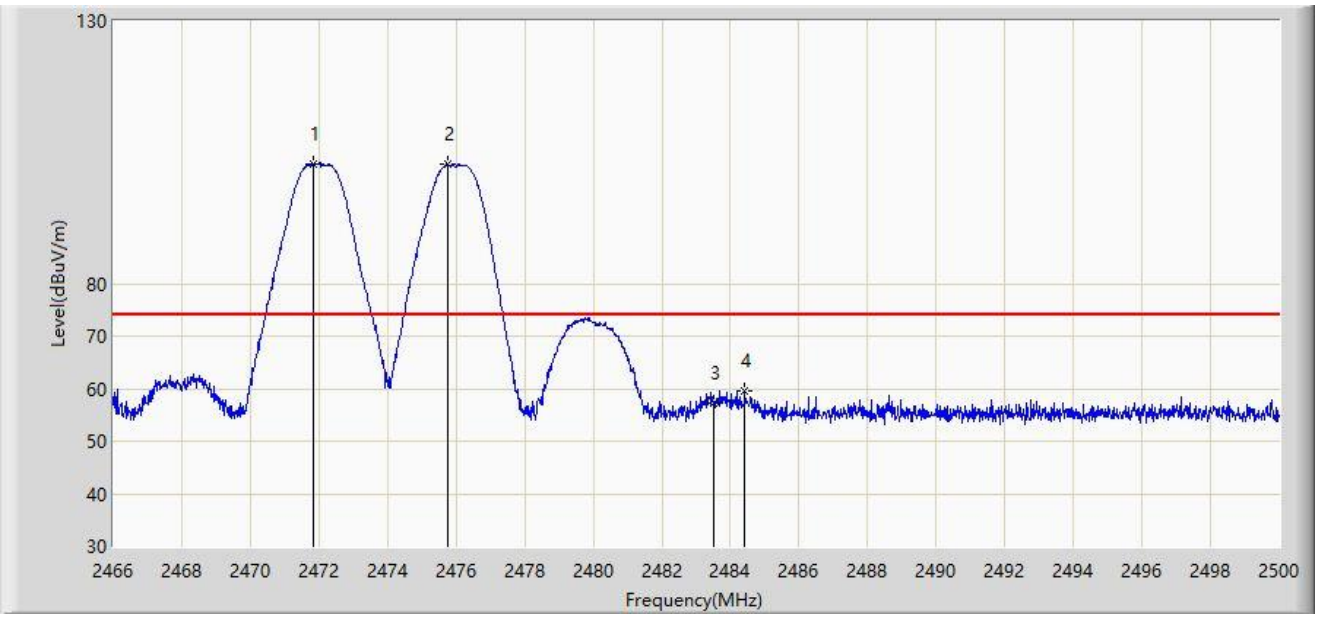

No	Mark	Frequency (MHz)	Measure Level (dBμV/m)	Reading Level (dBμV)	Margin (dB)	Limit (dBμV/m)	Factor (dB/m)	Type
1		2471.848	102.851	70.600	N/A	N/A	32.252	PK
2		2475.758	102.625	70.360	N/A	N/A	32.265	PK
3		2483.500	57.149	24.849	-16.851	74.000	32.300	PK
4	*	2484.411	59.600	27.295	-14.400	74.000	32.305	PK

Note 1: " * ", means this data is the worst emission level.

Note 2: Measure Level (dBμV/m) = Reading Level (dBμV) + Factor (dB/m).

Note 3: Factor (dB/m) = Cable Loss (dB) + Antenna Factor (dB/m).

Site: SIP-AC3	Test Date: 2024-05-14
Limit: FCC_2.4G_RE(3m)	Engineer: Justin Guo
Probe: HF907_102861_1-18GHz	Polarity: Vertical
EUT: ACCESS POINT	Power: AC 120V/60Hz
Test Mode: Transmit at Ant 2 - Filter 1# - 2472MHz and Ant 4 - Filter 4# - 2476MHz	

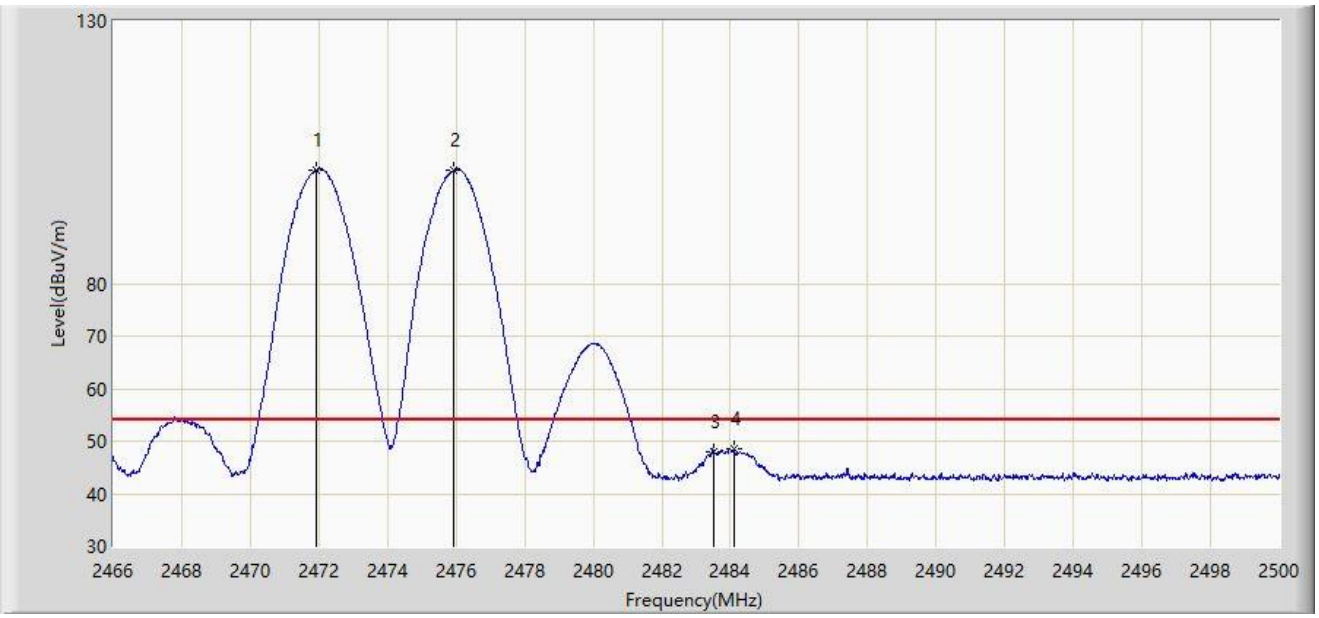

No	Mark	Frequency (MHz)	Measure Level (dBμV/m)	Reading Level (dBμV)	Margin (dB)	Limit (dBμV/m)	Factor (dB/m)	Type
1		2471.916	101.594	69.342	N/A	N/A	32.252	AV
2		2475.945	101.590	69.324	N/A	N/A	32.266	AV
3		2483.500	47.925	15.625	-6.075	54.000	32.300	AV
4	*	2484.088	48.580	16.277	-5.420	54.000	32.303	AV

Note 1: " * ", means this data is the worst emission level.

Note 2: Measure Level (dBμV/m) = Reading Level (dBμV) + Factor (dB/m).

Note 3: Factor (dB/m) = Cable Loss (dB) + Antenna Factor (dB/m).

Site: SIP-AC3	Test Date: 2024-05-14
Limit: FCC_2.4G_RE(3m)	Engineer: Justin Guo
Probe: HF907_102861_1-18GHz	Polarity: Horizontal
EUT: ACCESS POINT	Power: AC 120V/60Hz
Test Mode: Transmit at Ant 2 - Filter 1# - 2472MHz and Ant 4 - Filter 4# - 2478MHz	

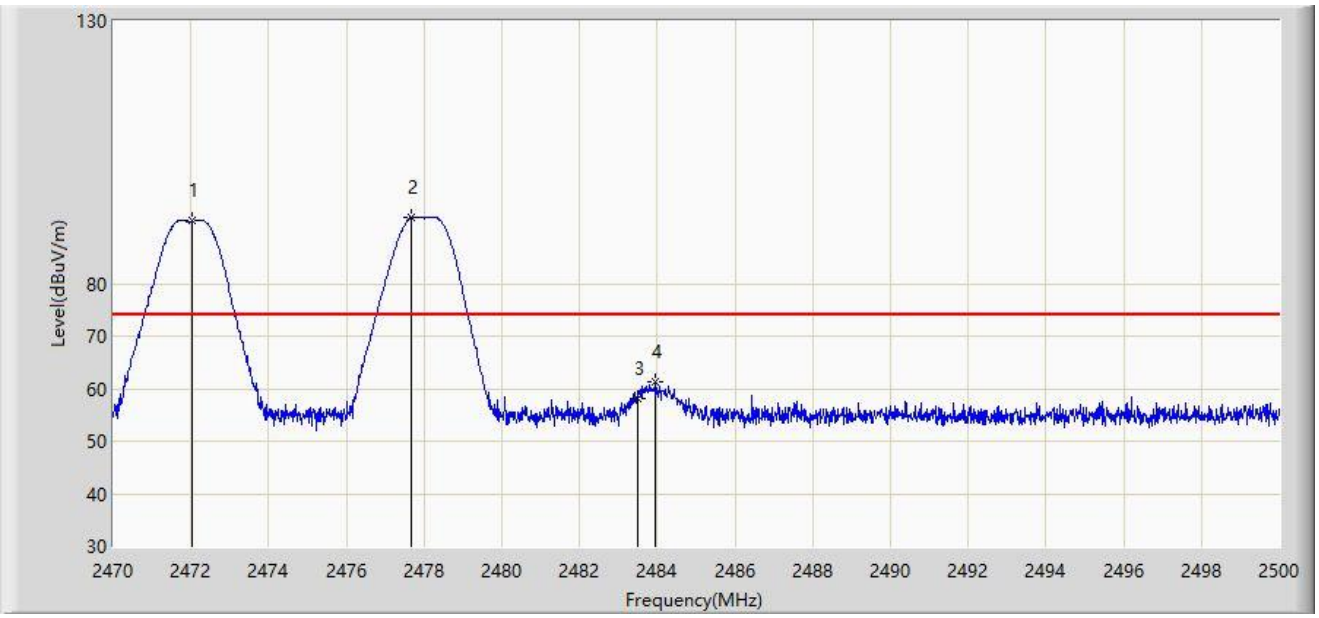

No	Mark	Frequency (MHz)	Measure Level (dBμV/m)	Reading Level (dBμV)	Margin (dB)	Limit (dBμV/m)	Factor (dB/m)	Type
1		2472.025	91.962	59.710	N/A	N/A	32.252	PK
2		2477.665	92.581	60.309	N/A	N/A	32.272	PK
3		2483.500	58.105	25.805	-15.895	74.000	32.300	PK
4	*	2483.950	61.252	28.949	-12.748	74.000	32.303	PK

Note 1: " * ", means this data is the worst emission level.

Note 2: Measure Level (dBμV/m) = Reading Level (dBμV) + Factor (dB/m).

Note 3: Factor (dB/m) = Cable Loss (dB) + Antenna Factor (dB/m).

Site: SIP-AC3	Test Date: 2024-05-14
Limit: FCC_2.4G_RE(3m)	Engineer: Justin Guo
Probe: HF907_102861_1-18GHz	Polarity: Horizontal
EUT: ACCESS POINT	Power: AC 120V/60Hz
Test Mode: Transmit at Ant 2 - Filter 1# - 2472MHz and Ant 4 - Filter 4# - 2478MHz	

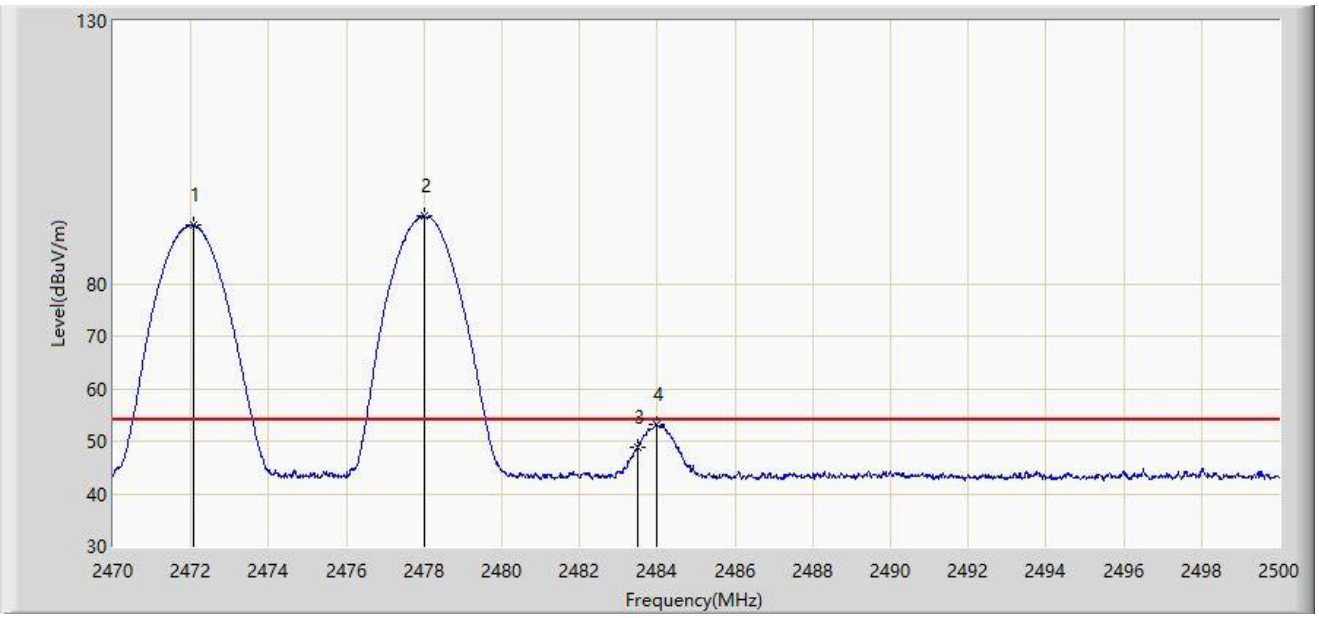

No	Mark	Frequency (MHz)	Measure Level (dBμV/m)	Reading Level (dBμV)	Margin (dB)	Limit (dBμV/m)	Factor (dB/m)	Type
1		2472.085	91.067	58.815	N/A	N/A	32.253	AV
2		2478.010	92.816	60.543	N/A	N/A	32.274	AV
3		2483.500	48.801	16.501	-5.199	54.000	32.300	AV
4	*	2483.980	53.232	20.929	-0.768	54.000	32.303	AV

Note 1: " * ", means this data is the worst emission level.

Note 2: Measure Level (dBμV/m) = Reading Level (dBμV) + Factor (dB/m).

Note 3: Factor (dB/m) = Cable Loss (dB) + Antenna Factor (dB/m).

Site: SIP-AC3	Test Date: 2024-05-14
Limit: FCC_2.4G_RE(3m)	Engineer: Justin Guo
Probe: HF907_102861_1-18GHz	Polarity: Vertical
EUT: ACCESS POINT	Power: AC 120V/60Hz
Test Mode: Transmit at Ant 2 - Filter 1# - 2472MHz and Ant 4 - Filter 4# - 2478MHz	

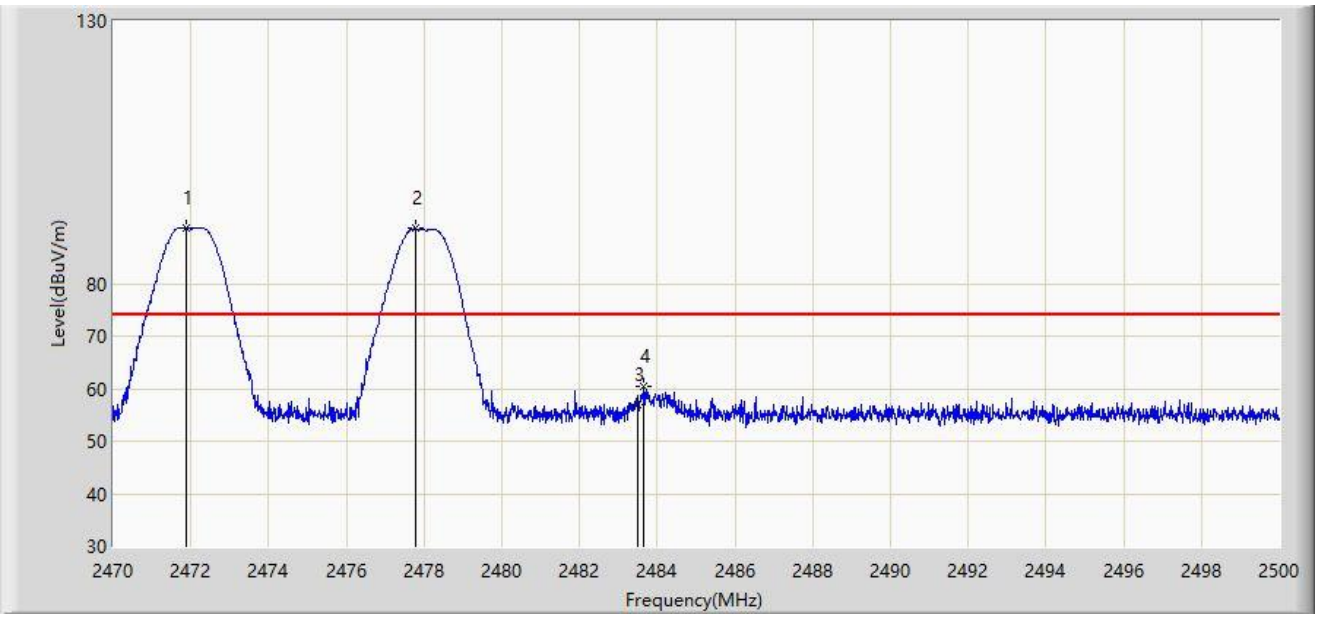

No	Mark	Frequency (MHz)	Measure Level (dBμV/m)	Reading Level (dBμV)	Margin (dB)	Limit (dBμV/m)	Factor (dB/m)	Type
1		2471.890	90.522	58.271	N/A	N/A	32.252	PK
2		2477.770	90.458	58.185	N/A	N/A	32.272	PK
3		2483.500	56.925	24.625	-17.075	74.000	32.300	PK
4	*	2483.665	60.336	28.035	-13.664	74.000	32.301	PK

Note 1: " * ", means this data is the worst emission level.

Note 2: Measure Level (dBμV/m) = Reading Level (dBμV) + Factor (dB/m).

Note 3: Factor (dB/m) = Cable Loss (dB) + Antenna Factor (dB/m).

Site: SIP-AC3	Test Date: 2024-05-14
Limit: FCC_2.4G_RE(3m)	Engineer: Justin Guo
Probe: HF907_102861_1-18GHz	Polarity: Vertical
EUT: ACCESS POINT	Power: AC 120V/60Hz
Test Mode: Transmit at Ant 2 - Filter 1# - 2472MHz and Ant 4 - Filter 4# - 2478MHz	

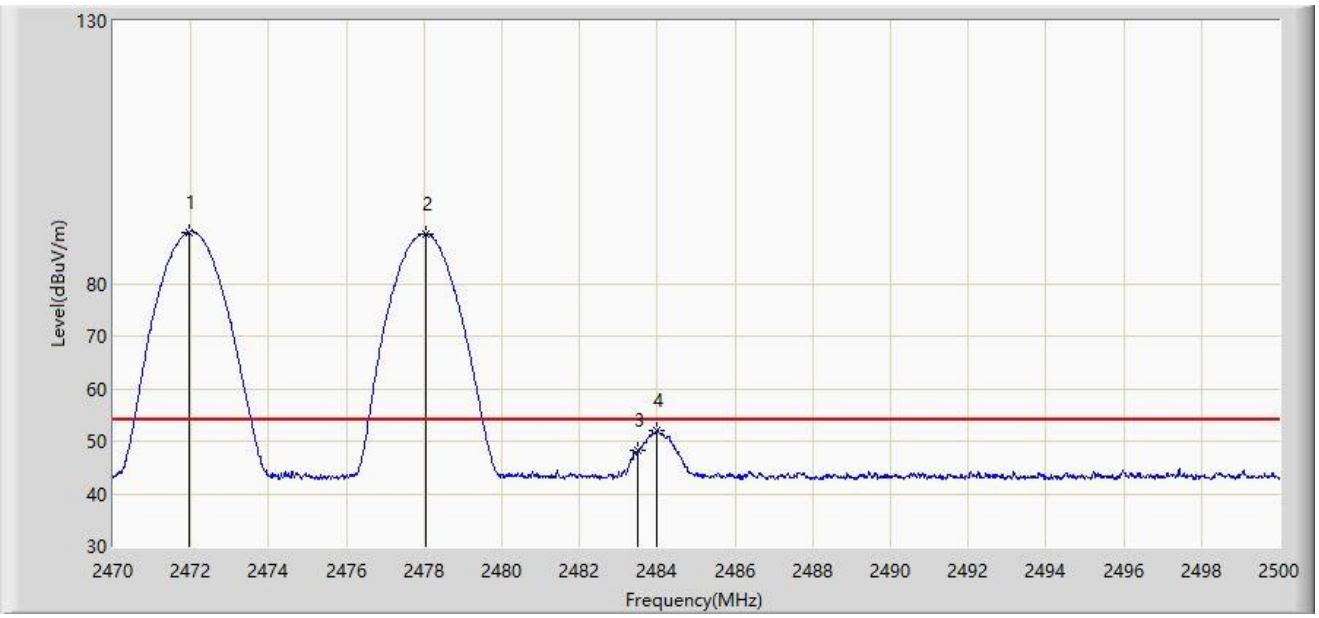

No	Mark	Frequency (MHz)	Measure Level (dBμV/m)	Reading Level (dBμV)	Margin (dB)	Limit (dBμV/m)	Factor (dB/m)	Type
1		2471.950	89.797	57.545	N/A	N/A	32.252	AV
2		2478.055	89.490	57.216	N/A	N/A	32.274	AV
3		2483.500	48.254	15.954	-5.746	54.000	32.300	AV
4	*	2483.980	51.926	19.623	-2.074	54.000	32.303	AV

Note 1: " * ", means this data is the worst emission level.

Note 2: Measure Level (dBμV/m) = Reading Level (dBμV) + Factor (dB/m).

Note 3: Factor (dB/m) = Cable Loss (dB) + Antenna Factor (dB/m).

Site: SIP-AC3	Test Date: 2024-05-14
Limit: FCC_2.4G_RE(3m)	Engineer: Justin Guo
Probe: HF907_102861_1-18GHz	Polarity: Horizontal
EUT: ACCESS POINT	Power: AC 120V/60Hz
Test Mode: Transmit at Ant 2 - Filter 1# - 2472MHz and Ant 4 - Filter 4# - 2480MHz	

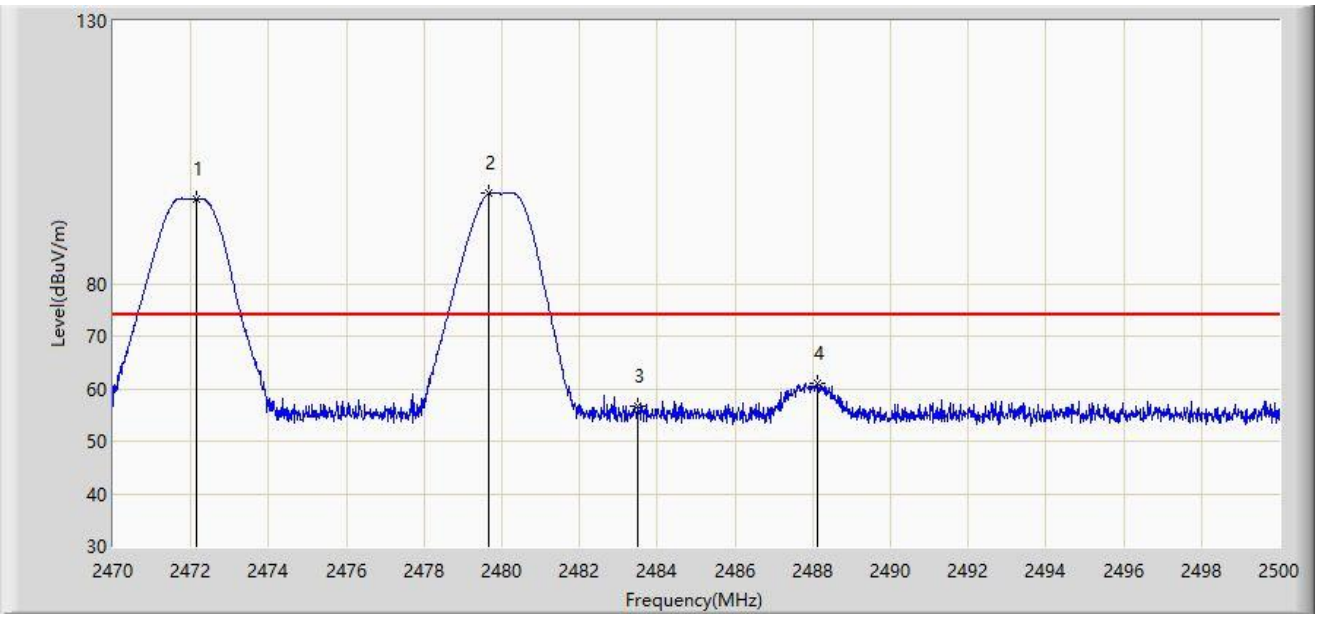

No	Mark	Frequency (MHz)	Measure Level (dBμV/m)	Reading Level (dBμV)	Margin (dB)	Limit (dBμV/m)	Factor (dB/m)	Type
1		2472.130	96.077	63.825	N/A	N/A	32.252	PK
2		2479.675	97.244	64.964	N/A	N/A	32.280	PK
3		2483.500	56.585	24.285	-17.415	74.000	32.300	PK
4	*	2488.105	60.931	28.607	-13.069	74.000	32.325	PK

Note 1: " * ", means this data is the worst emission level.

Note 2: Measure Level (dBμV/m) = Reading Level (dBμV) + Factor (dB/m).

Note 3: Factor (dB/m) = Cable Loss (dB) + Antenna Factor (dB/m).

Site: SIP-AC3	Test Date: 2024-05-14
Limit: FCC_2.4G_RE(3m)	Engineer: Justin Guo
Probe: HF907_102861_1-18GHz	Polarity: Horizontal
EUT: ACCESS POINT	Power: AC 120V/60Hz
Test Mode: Transmit at Ant 2 - Filter 1# - 2472MHz and Ant 4 - Filter 4# - 2480MHz	

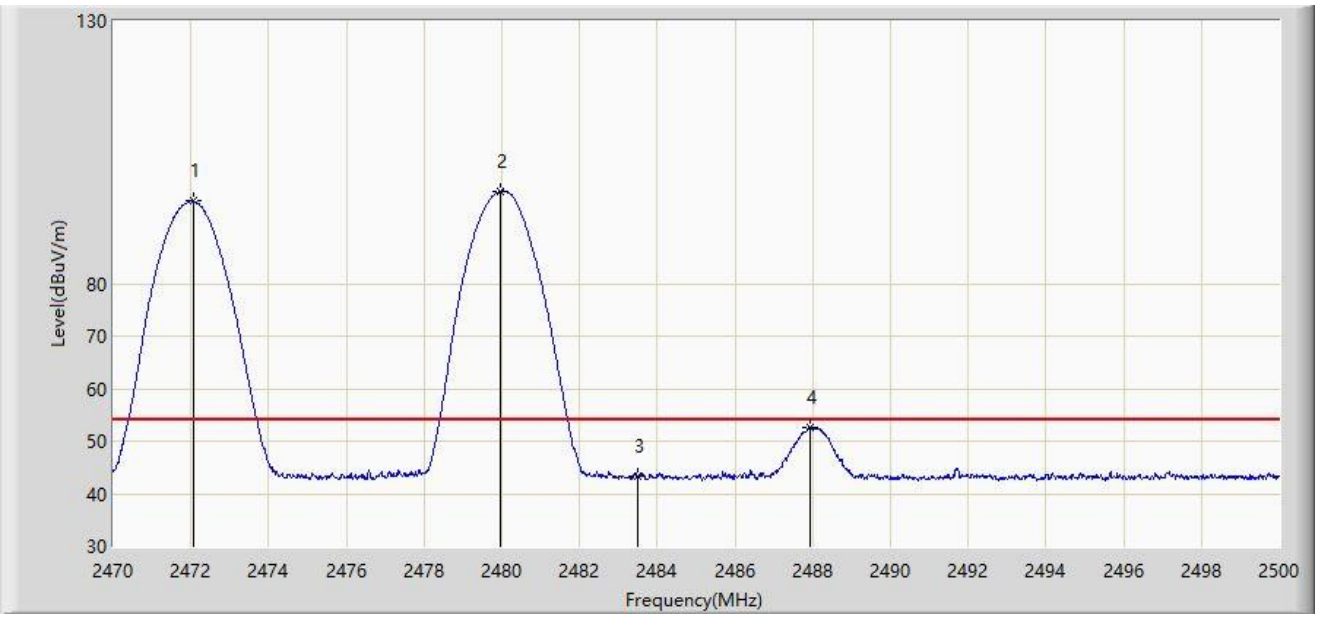

No	Mark	Frequency (MHz)	Measure Level (dBμV/m)	Reading Level (dBμV)	Margin (dB)	Limit (dBμV/m)	Factor (dB/m)	Type
1		2472.055	95.687	63.435	N/A	N/A	32.253	AV
2		2479.960	97.568	65.286	N/A	N/A	32.282	AV
3		2483.500	43.224	10.924	-10.776	54.000	32.300	AV
4	*	2487.940	52.597	20.274	-1.403	54.000	32.324	AV

Note 1: " * ", means this data is the worst emission level.

Note 2: Measure Level (dBμV/m) = Reading Level (dBμV) + Factor (dB/m).

Note 3: Factor (dB/m) = Cable Loss (dB) + Antenna Factor (dB/m).

Site: SIP-AC3	Test Date: 2024-05-14
Limit: FCC_2.4G_RE(3m)	Engineer: Justin Guo
Probe: HF907_102861_1-18GHz	Polarity: Vertical
EUT: ACCESS POINT	Power: AC 120V/60Hz
Test Mode: Transmit at Ant 2 - Filter 1# - 2472MHz and Ant 4 - Filter 4# - 2480MHz	

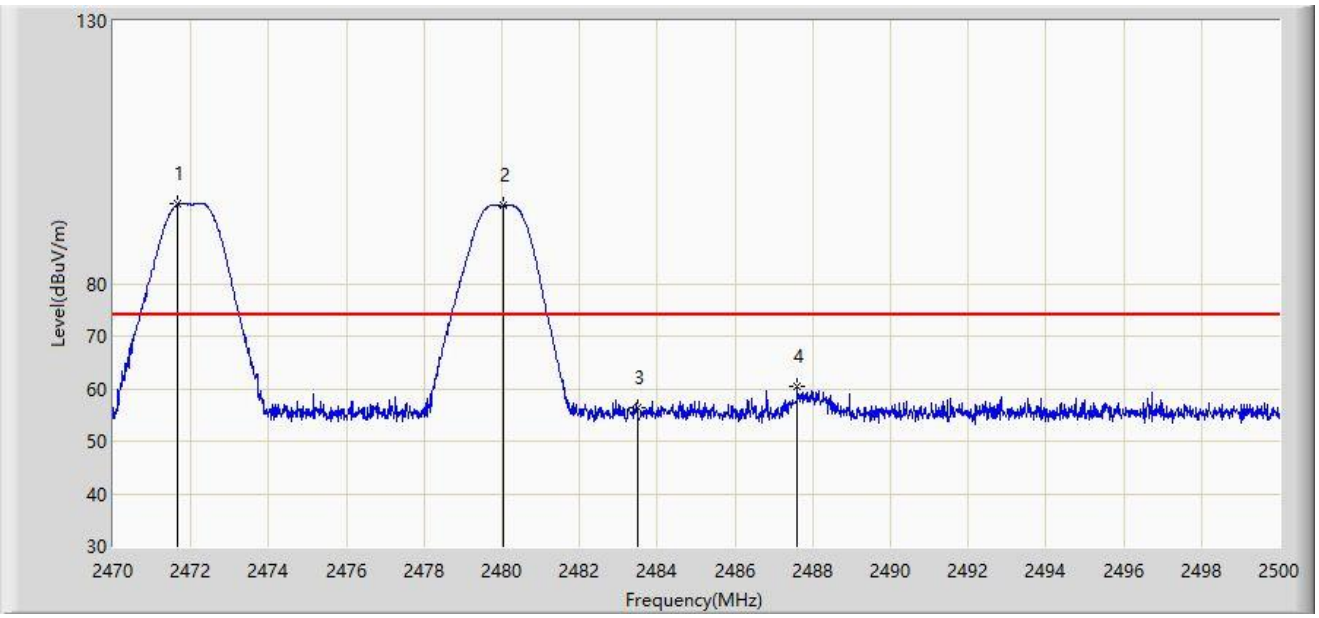

No	Mark	Frequency (MHz)	Measure Level (dBμV/m)	Reading Level (dBμV)	Margin (dB)	Limit (dBμV/m)	Factor (dB/m)	Type
1		2471.665	95.156	62.905	N/A	N/A	32.251	PK
2		2480.050	94.831	62.549	N/A	N/A	32.282	PK
3		2483.500	56.263	23.963	-17.737	74.000	32.300	PK
4	*	2487.610	60.448	28.126	-13.552	74.000	32.322	PK

Note 1: " * ", means this data is the worst emission level.

Note 2: Measure Level (dBμV/m) = Reading Level (dBμV) + Factor (dB/m).

Note 3: Factor (dB/m) = Cable Loss (dB) + Antenna Factor (dB/m).

Site: SIP-AC3	Test Date: 2024-05-14
Limit: FCC_2.4G_RE(3m)	Engineer: Justin Guo
Probe: HF907_102861_1-18GHz	Polarity: Vertical
EUT: ACCESS POINT	Power: AC 120V/60Hz
Test Mode: Transmit at Ant 2 - Filter 1# - 2472MHz and Ant 4 - Filter 4# - 2480MHz	

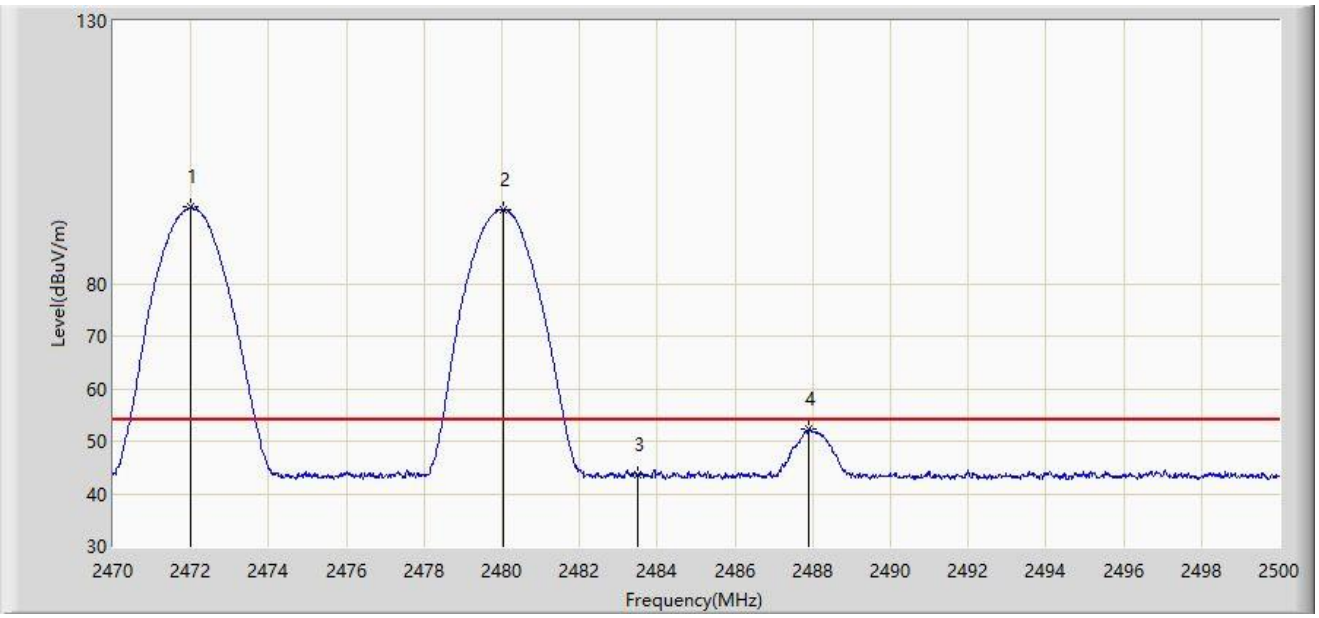

No	Mark	Frequency (MHz)	Measure Level (dBμV/m)	Reading Level (dBμV)	Margin (dB)	Limit (dBμV/m)	Factor (dB/m)	Type
1		2471.995	94.503	62.251	N/A	N/A	32.252	AV
2		2480.020	94.179	61.897	N/A	N/A	32.282	AV
3		2483.500	43.500	11.200	-10.500	54.000	32.300	AV
4	*	2487.910	52.268	19.945	-1.732	54.000	32.324	AV

Note 1: " * ", means this data is the worst emission level.

Note 2: Measure Level (dBμV/m) = Reading Level (dBμV) + Factor (dB/m).

Note 3: Factor (dB/m) = Cable Loss (dB) + Antenna Factor (dB/m).

Site: SIP-AC3	Test Date: 2024-05-14
Limit: FCC_2.4G_RE(3m)	Engineer: Justin Guo
Probe: HF907_102861_1-18GHz	Polarity: Horizontal
EUT: ACCESS POINT	Power: AC 120V/60Hz
Test Mode: Transmit at Ant 2 - Filter 1# - 2474MHz and Ant 4 - Filter 4# - 2468MHz	

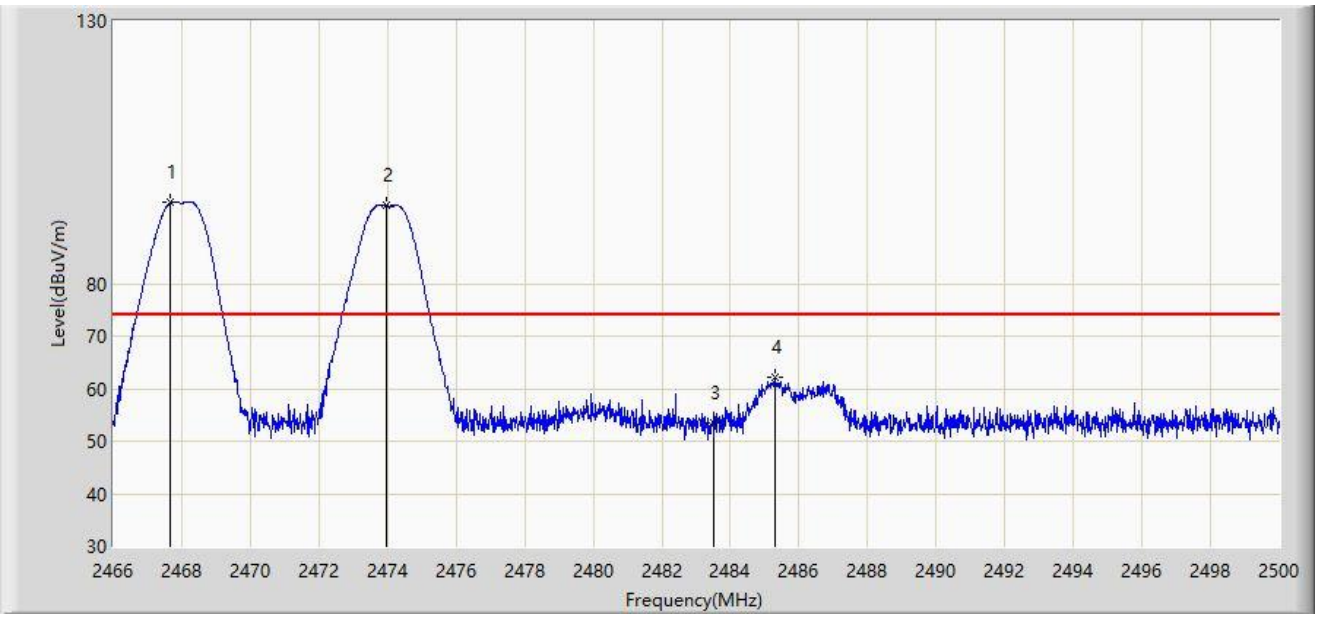

No	Mark	Frequency (MHz)	Measure Level (dBμV/m)	Reading Level (dBμV)	Margin (dB)	Limit (dBμV/m)	Factor (dB/m)	Type
1		2467.666	95.395	63.159	N/A	N/A	32.237	PK
2		2473.973	94.841	62.582	N/A	N/A	32.259	PK
3		2483.500	53.566	21.266	-20.434	74.000	32.300	PK
4	*	2485.295	62.161	29.851	-11.839	74.000	32.309	PK

Note 1: " * ", means this data is the worst emission level.

Note 2: Measure Level (dBμV/m) = Reading Level (dBμV) + Factor (dB/m).

Note 3: Factor (dB/m) = Cable Loss (dB) + Antenna Factor (dB/m).