Site: SIP-AC3	Test Date: 2024-06-07
Limit: FCC_2.4G_RE(3m)	Engineer: Justin Guo
Probe: HF907_102861_1-18GHz	Polarity: Vertical
EUT: ACCESS POINT	Power: AC 120V/60Hz
Test Mode: Transmit at Ant 2 - Filter 1# - 2468MHz Ant 4 - Filter 6# - 2480MHz	

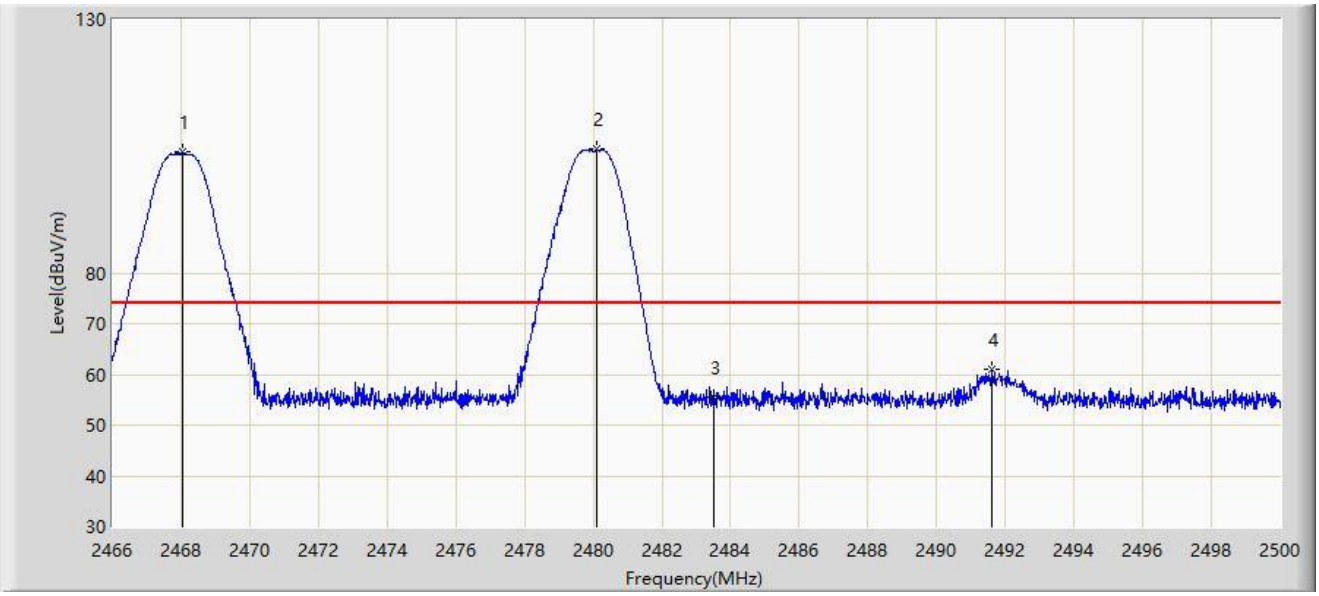

No	Mark	Frequency (MHz)	Measure Level (dBμV/m)	Reading Level (dBμV)	Margin (dB)	Limit (dBμV/m)	Factor (dB/m)	Type
1		2468.057	103.771	71.533	N/A	N/A	32.237	PK
2		2480.110	104.439	72.156	N/A	N/A	32.283	PK
3		2483.500	55.604	23.304	-18.396	74.000	32.300	PK
4	*	2491.619	61.010	28.668	-12.990	74.000	32.342	PK

Note 1: " * ", means this data is the worst emission level.

Note 2: Measure Level (dBμV/m) = Reading Level (dBμV) + Factor (dB/m).

Note 3: Factor (dB/m) = Cable Loss (dB) + Antenna Factor (dB/m).

Site: SIP-AC3	Test Date: 2024-06-07
Limit: FCC_2.4G_RE(3m)	Engineer: Justin Guo
Probe: HF907_102861_1-18GHz	Polarity: Vertical
EUT: ACCESS POINT	Power: AC 120V/60Hz
Test Mode: Transmit at Ant 2 - Filter 1# - 2468MHz Ant 4 - Filter 6# - 2480MHz	

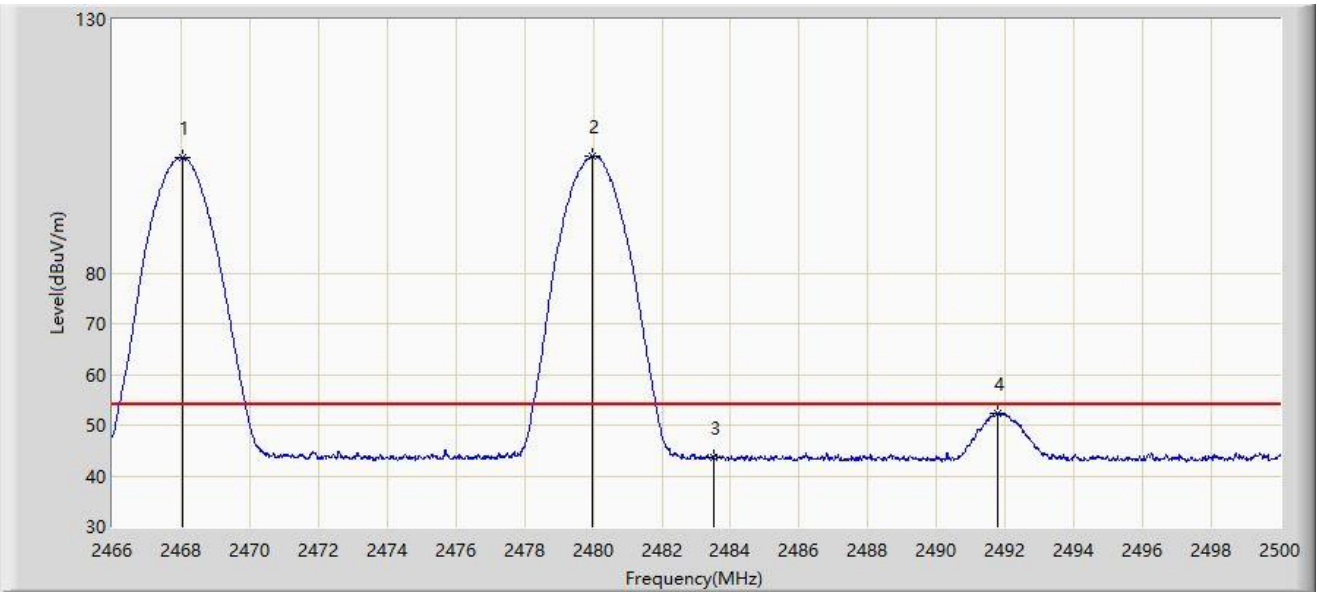

No	Mark	Frequency (MHz)	Measure Level (dBμV/m)	Reading Level (dBμV)	Margin (dB)	Limit (dBμV/m)	Factor (dB/m)	Type
1		2468.040	102.773	70.535	N/A	N/A	32.237	AV
2		2479.991	103.023	70.741	N/A	N/A	32.282	AV
3		2483.500	43.726	11.426	-10.274	54.000	32.300	AV
4	*	2491.789	52.405	20.062	-1.595	54.000	32.343	AV

Note 1: " * ", means this data is the worst emission level.

Note 2: Measure Level (dBμV/m) = Reading Level (dBμV) + Factor (dB/m).

Note 3: Factor (dB/m) = Cable Loss (dB) + Antenna Factor (dB/m).

Site: SIP-AC3	Test Date: 2024-06-07
Limit: FCC_2.4G_RE(3m)	Engineer: Justin Guo
Probe: HF907_102861_1-18GHz	Polarity: Horizontal
EUT: ACCESS POINT	Power: AC 120V/60Hz
Test Mode: Transmit at Ant 2 - Filter 1# - 2470MHz Ant 4 - Filter 6# - 2480MHz	

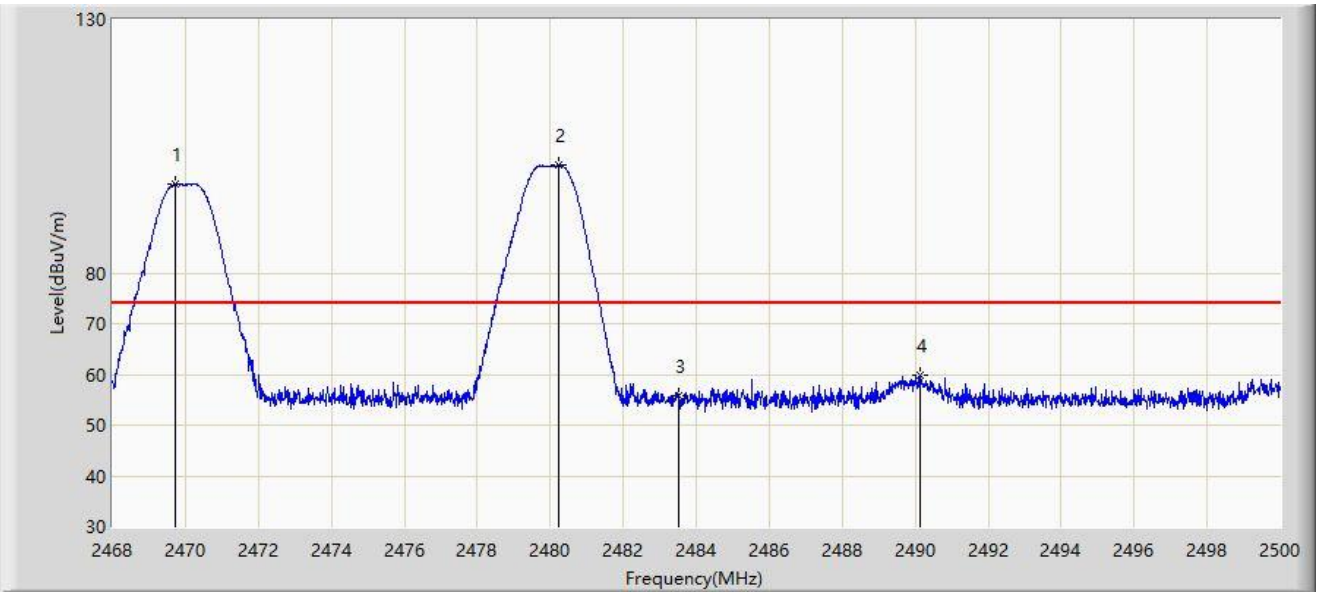

No	Mark	Frequency (MHz)	Measure Level (dBμV/m)	Reading Level (dBμV)	Margin (dB)	Limit (dBμV/m)	Factor (dB/m)	Type
1		2469.712	97.547	65.303	N/A	N/A	32.244	PK
2		2480.224	101.296	69.013	N/A	N/A	32.283	PK
3		2483.500	55.821	23.521	-18.179	74.000	32.300	PK
4	*	2490.144	59.797	27.462	-14.203	74.000	32.335	PK

Note 1: " * ", means this data is the worst emission level.

Note 2: Measure Level (dBμV/m) = Reading Level (dBμV) + Factor (dB/m).

Note 3: Factor (dB/m) = Cable Loss (dB) + Antenna Factor (dB/m).

Site: SIP-AC3	Test Date: 2024-06-07
Limit: FCC_2.4G_RE(3m)	Engineer: Justin Guo
Probe: HF907_102861_1-18GHz	Polarity: Horizontal
EUT: ACCESS POINT	Power: AC 120V/60Hz
Test Mode: Transmit at Ant 2 - Filter 1# - 2470MHz Ant 4 - Filter 6# - 2480MHz	

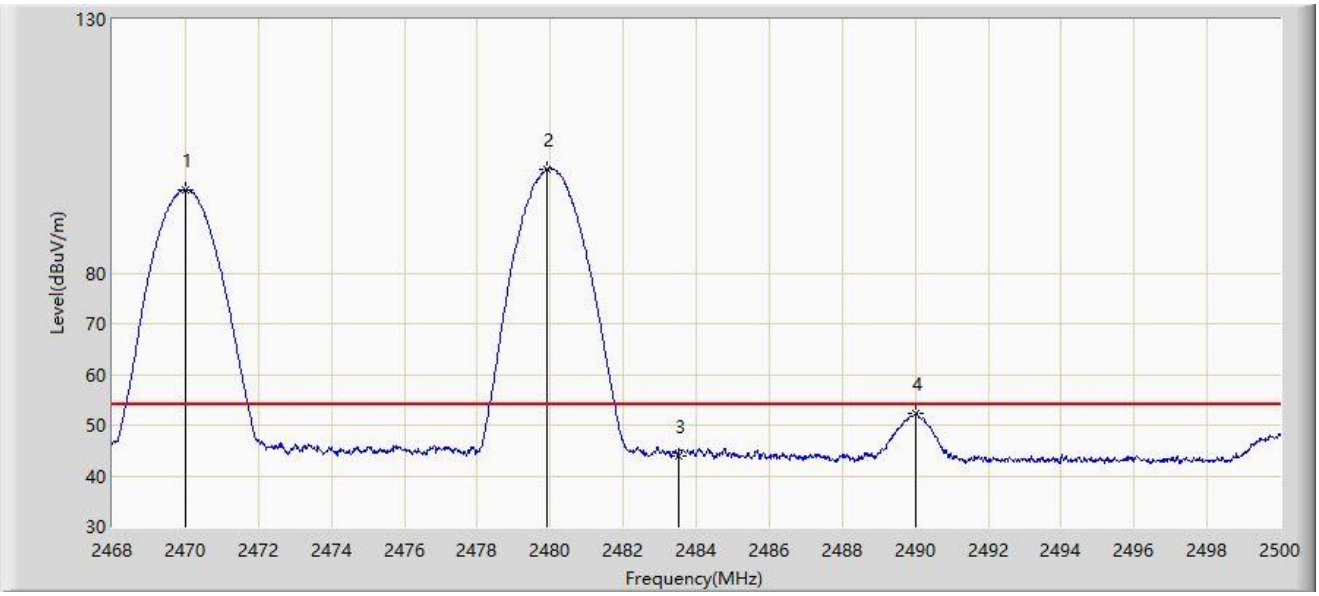

No	Mark	Frequency (MHz)	Measure Level (dBμV/m)	Reading Level (dBμV)	Margin (dB)	Limit (dBμV/m)	Factor (dB/m)	Type
1		2470.016	96.382	64.137	N/A	N/A	32.244	AV
2		2479.920	100.401	68.119	N/A	N/A	32.282	AV
3		2483.500	43.774	11.474	-10.226	54.000	32.300	AV
4	*	2490.000	52.314	19.980	-1.686	54.000	32.334	AV

Note 1: " * ", means this data is the worst emission level.

Note 2: Measure Level (dBμV/m) = Reading Level (dBμV) + Factor (dB/m).

Note 3: Factor (dB/m) = Cable Loss (dB) + Antenna Factor (dB/m).

Site: SIP-AC3	Test Date: 2024-06-07
Limit: FCC_2.4G_RE(3m)	Engineer: Justin Guo
Probe: HF907_102861_1-18GHz	Polarity: Vertical
EUT: ACCESS POINT	Power: AC 120V/60Hz
Test Mode: Transmit at Ant 2 - Filter 1# - 2470MHz Ant 4 - Filter 6# - 2480MHz	

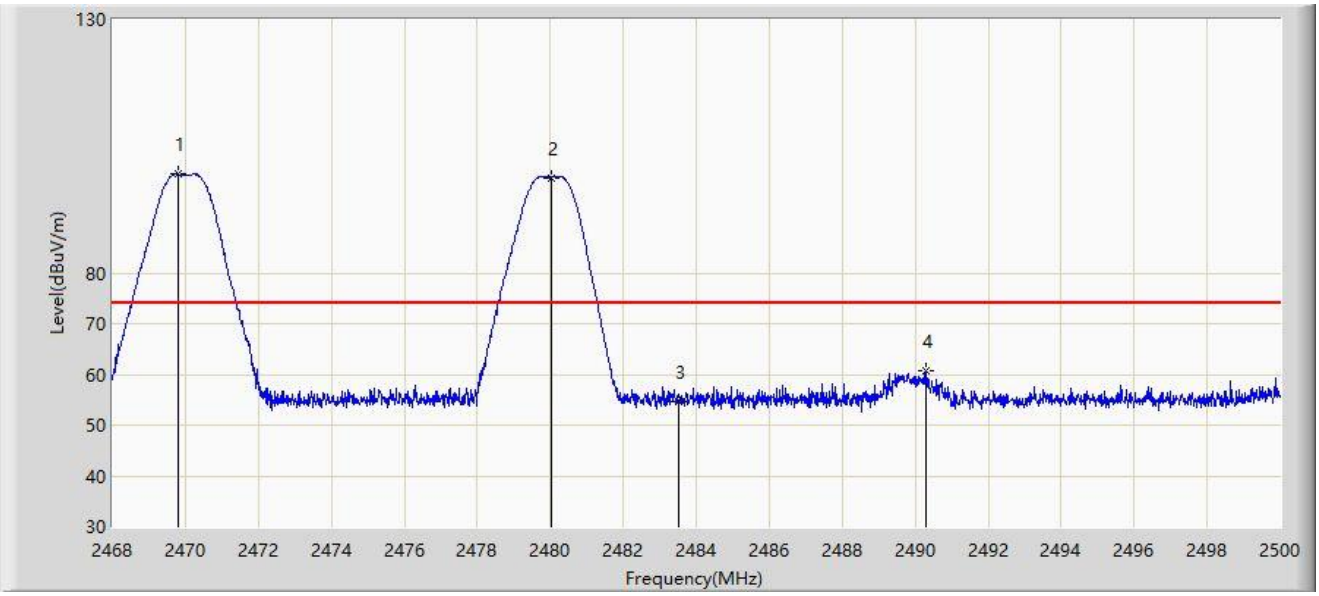

No	Mark	Frequency (MHz)	Measure Level (dBμV/m)	Reading Level (dBμV)	Margin (dB)	Limit (dBμV/m)	Factor (dB/m)	Type
1		2469.824	99.424	67.180	N/A	N/A	32.244	PK
2		2480.032	98.829	66.547	N/A	N/A	32.282	PK
3		2483.500	54.574	22.274	-19.426	74.000	32.300	PK
4	*	2490.304	60.689	28.353	-13.311	74.000	32.336	PK

Note 1: " * ", means this data is the worst emission level.

Note 2: Measure Level (dBμV/m) = Reading Level (dBμV) + Factor (dB/m).

Note 3: Factor (dB/m) = Cable Loss (dB) + Antenna Factor (dB/m).

Site: SIP-AC3	Test Date: 2024-06-07
Limit: FCC_2.4G_RE(3m)	Engineer: Justin Guo
Probe: HF907_102861_1-18GHz	Polarity: Vertical
EUT: ACCESS POINT	Power: AC 120V/60Hz
Test Mode: Transmit at Ant 2 - Filter 1# - 2470MHz Ant 4 - Filter 6# - 2480MHz	

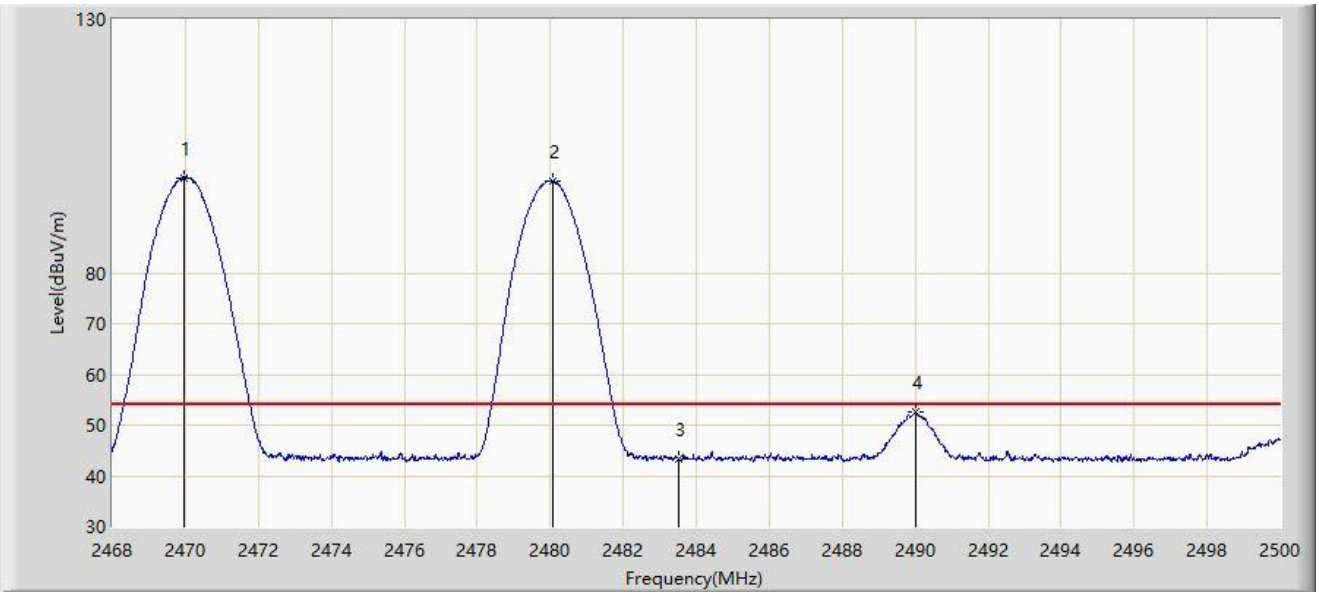

No	Mark	Frequency (MHz)	Measure Level (dBμV/m)	Reading Level (dBμV)	Margin (dB)	Limit (dBμV/m)	Factor (dB/m)	Type
1		2469.952	98.796	66.551	N/A	N/A	32.245	AV
2		2480.080	98.185	65.902	N/A	N/A	32.282	AV
3		2483.500	43.386	11.086	-10.614	54.000	32.300	AV
4	*	2490.016	52.544	20.210	-1.456	54.000	32.334	AV

Note 1: " * ", means this data is the worst emission level.

Note 2: Measure Level (dBμV/m) = Reading Level (dBμV) + Factor (dB/m).

Note 3: Factor (dB/m) = Cable Loss (dB) + Antenna Factor (dB/m).

Site: SIP-AC3	Test Date: 2024-06-07
Limit: FCC_2.4G_RE(3m)	Engineer: Justin Guo
Probe: HF907_102861_1-18GHz	Polarity: Horizontal
EUT: ACCESS POINT	Power: AC 120V/60Hz
Test Mode: Transmit at Ant 2 - Filter 1# - 2472MHz Ant 4 - Filter 6# - 2480MHz	

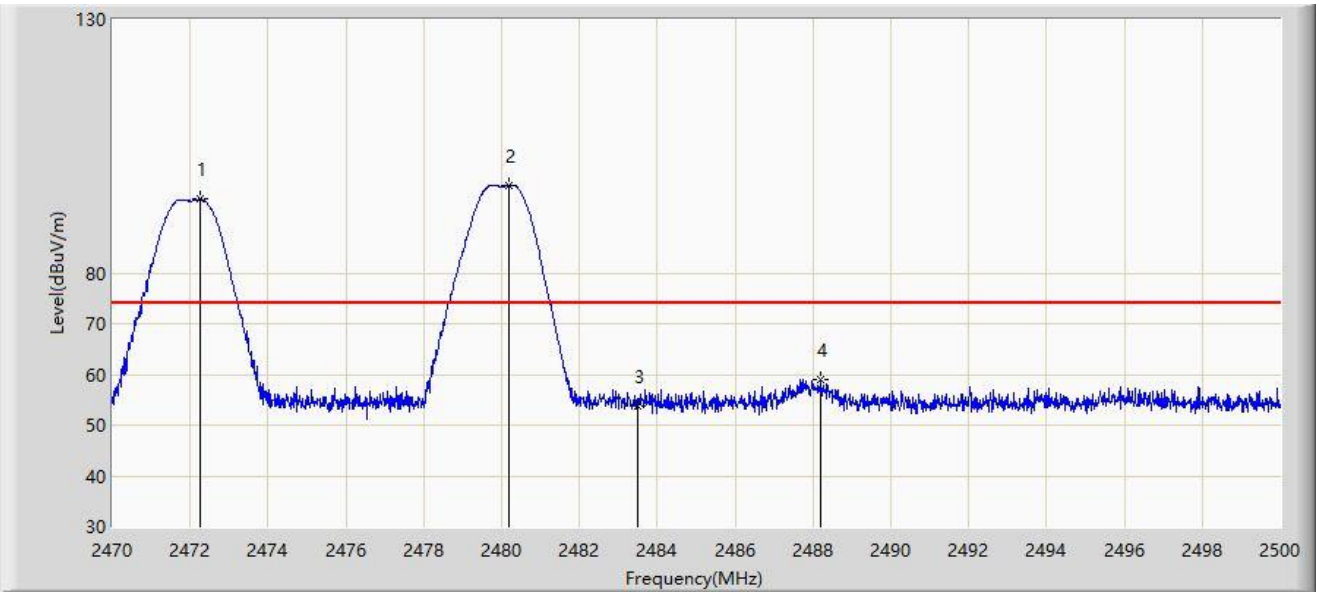

No	Mark	Frequency (MHz)	Measure Level (dBμV/m)	Reading Level (dBμV)	Margin (dB)	Limit (dBμV/m)	Factor (dB/m)	Type
1		2472.265	94.522	62.269	N/A	N/A	32.252	PK
2		2480.200	97.321	65.038	N/A	N/A	32.283	PK
3		2483.500	53.901	21.601	-20.099	74.000	32.300	PK
4	*	2488.195	59.129	26.804	-14.871	74.000	32.325	PK

Note 1: " * ", means this data is the worst emission level.

Note 2: Measure Level (dBμV/m) = Reading Level (dBμV) + Factor (dB/m).

Note 3: Factor (dB/m) = Cable Loss (dB) + Antenna Factor (dB/m).

Site: SIP-AC3	Test Date: 2024-06-07
Limit: FCC_2.4G_RE(3m)	Engineer: Justin Guo
Probe: HF907_102861_1-18GHz	Polarity: Horizontal
EUT: ACCESS POINT	Power: AC 120V/60Hz
Test Mode: Transmit at Ant 2 - Filter 1# - 2472MHz Ant 4 - Filter 6# - 2480MHz	

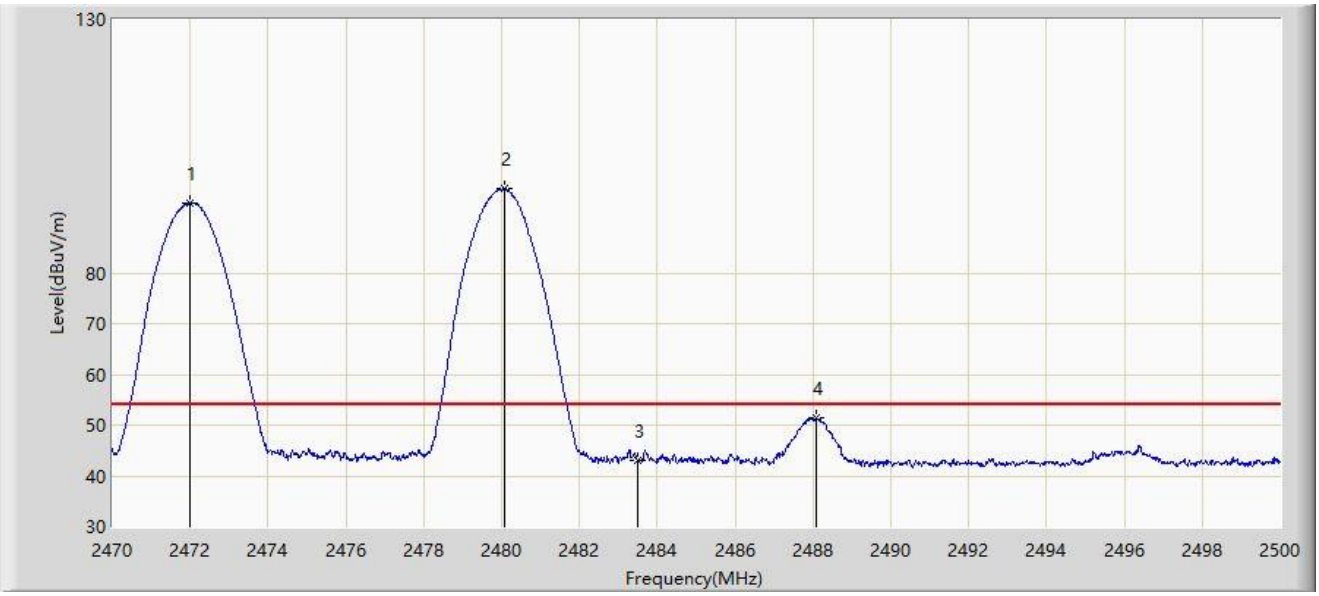

No	Mark	Frequency (MHz)	Measure Level (dBμV/m)	Reading Level (dBμV)	Margin (dB)	Limit (dBμV/m)	Factor (dB/m)	Type
1		2472.010	93.831	61.579	N/A	N/A	32.252	AV
2		2480.065	96.546	64.263	N/A	N/A	32.282	AV
3		2483.500	43.146	10.846	-10.854	54.000	32.300	AV
4	*	2488.075	51.353	19.029	-2.647	54.000	32.324	AV

Note 1: " * ", means this data is the worst emission level.

Note 2: Measure Level (dBμV/m) = Reading Level (dBμV) + Factor (dB/m).

Note 3: Factor (dB/m) = Cable Loss (dB) + Antenna Factor (dB/m).

Site: SIP-AC3	Test Date: 2024-06-07
Limit: FCC_2.4G_RE(3m)	Engineer: Justin Guo
Probe: HF907_102861_1-18GHz	Polarity: Vertical
EUT: ACCESS POINT	Power: AC 120V/60Hz
Test Mode: Transmit at Ant 2 - Filter 1# - 2472MHz Ant 4 - Filter 6# - 2480MHz	

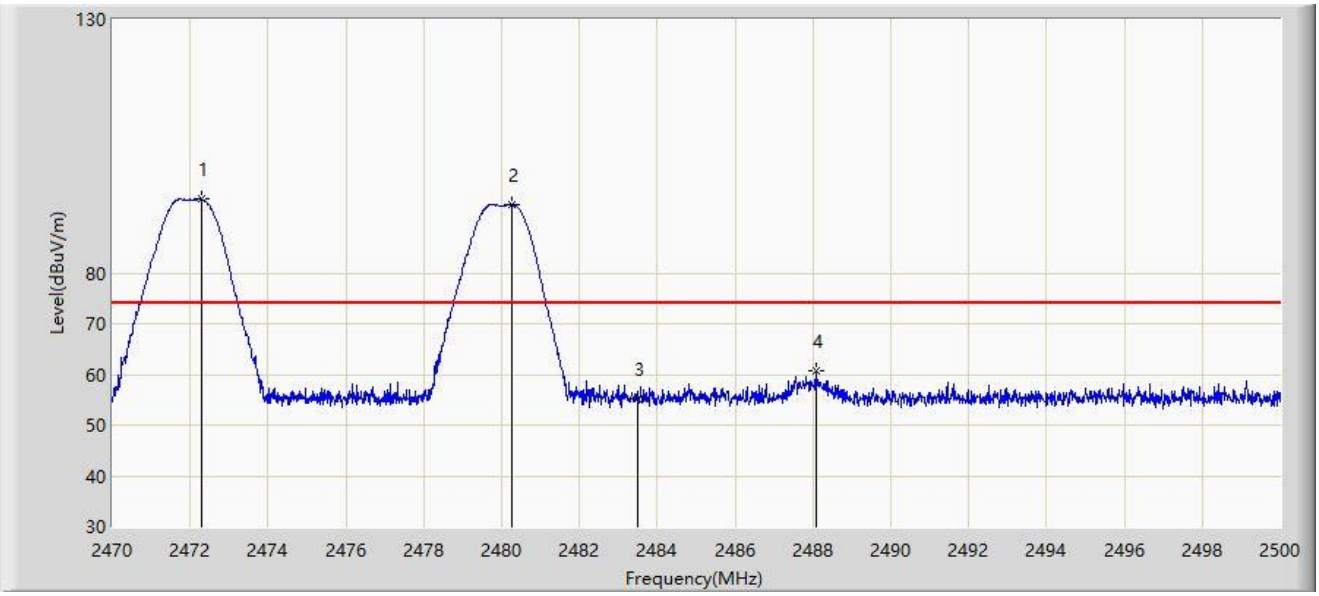

No	Mark	Frequency (MHz)	Measure Level (dBμV/m)	Reading Level (dBμV)	Margin (dB)	Limit (dBμV/m)	Factor (dB/m)	Type
1		2472.310	94.544	62.291	N/A	N/A	32.253	PK
2		2480.245	93.542	61.259	N/A	N/A	32.283	PK
3		2483.500	55.337	23.037	-18.663	74.000	32.300	PK
4	*	2488.075	60.722	28.398	-13.278	74.000	32.324	PK

Note 1: " * ", means this data is the worst emission level.

Note 2: Measure Level (dBμV/m) = Reading Level (dBμV) + Factor (dB/m).

Note 3: Factor (dB/m) = Cable Loss (dB) + Antenna Factor (dB/m).

Site: SIP-AC3	Test Date: 2024-06-07
Limit: FCC_2.4G_RE(3m)	Engineer: Justin Guo
Probe: HF907_102861_1-18GHz	Polarity: Vertical
EUT: ACCESS POINT	Power: AC 120V/60Hz
Test Mode: Transmit at Ant 2 - Filter 1# - 2472MHz Ant 4 - Filter 6# - 2480MHz	

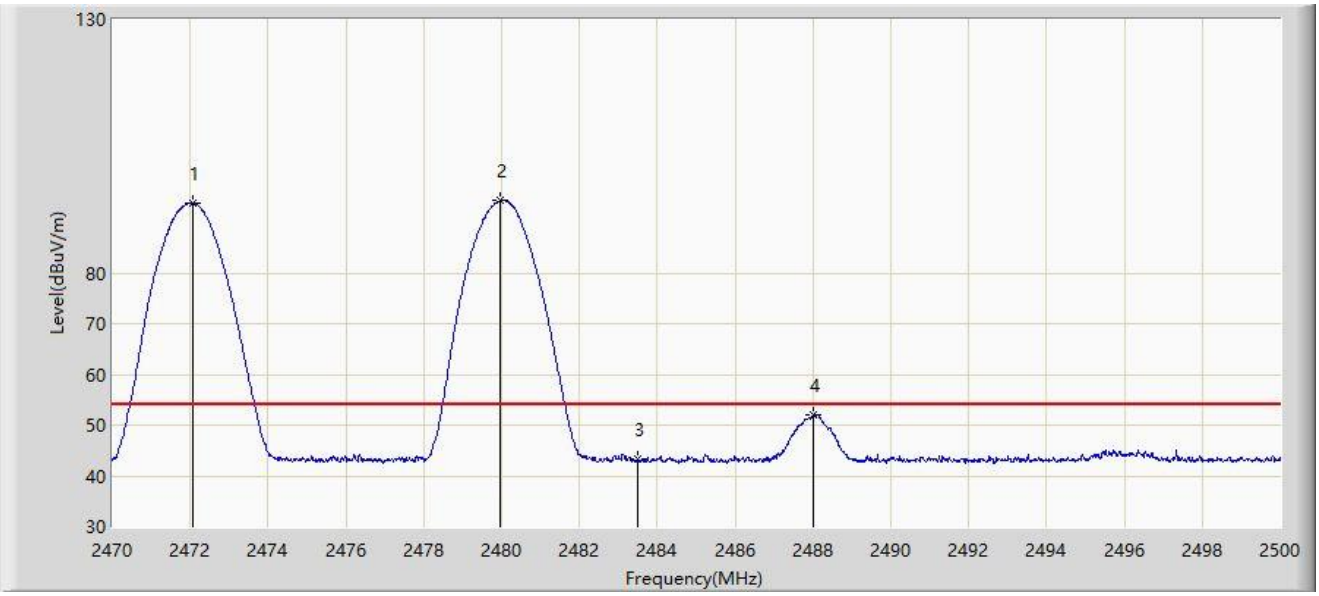

No	Mark	Frequency (MHz)	Measure Level (dBμV/m)	Reading Level (dBμV)	Margin (dB)	Limit (dBμV/m)	Factor (dB/m)	Type
1		2472.055	93.823	61.571	N/A	N/A	32.253	AV
2		2479.975	94.251	61.969	N/A	N/A	32.282	AV
3		2483.500	43.417	11.117	-10.583	54.000	32.300	AV
4	*	2488.000	51.931	19.607	-2.069	54.000	32.324	AV

Note 1: " * ", means this data is the worst emission level.

Note 2: Measure Level (dBμV/m) = Reading Level (dBμV) + Factor (dB/m).

Note 3: Factor (dB/m) = Cable Loss (dB) + Antenna Factor (dB/m).

Site: SIP-AC3	Test Date: 2024-06-07
Limit: FCC_2.4G_RE(3m)	Engineer: Justin Guo
Probe: HF907_102861_1-18GHz	Polarity: Horizontal
EUT: ACCESS POINT	Power: AC 120V/60Hz
Test Mode: Transmit at Ant 2 - Filter 1# - 2474MHz Ant 4 - Filter 6# - 2480MHz	

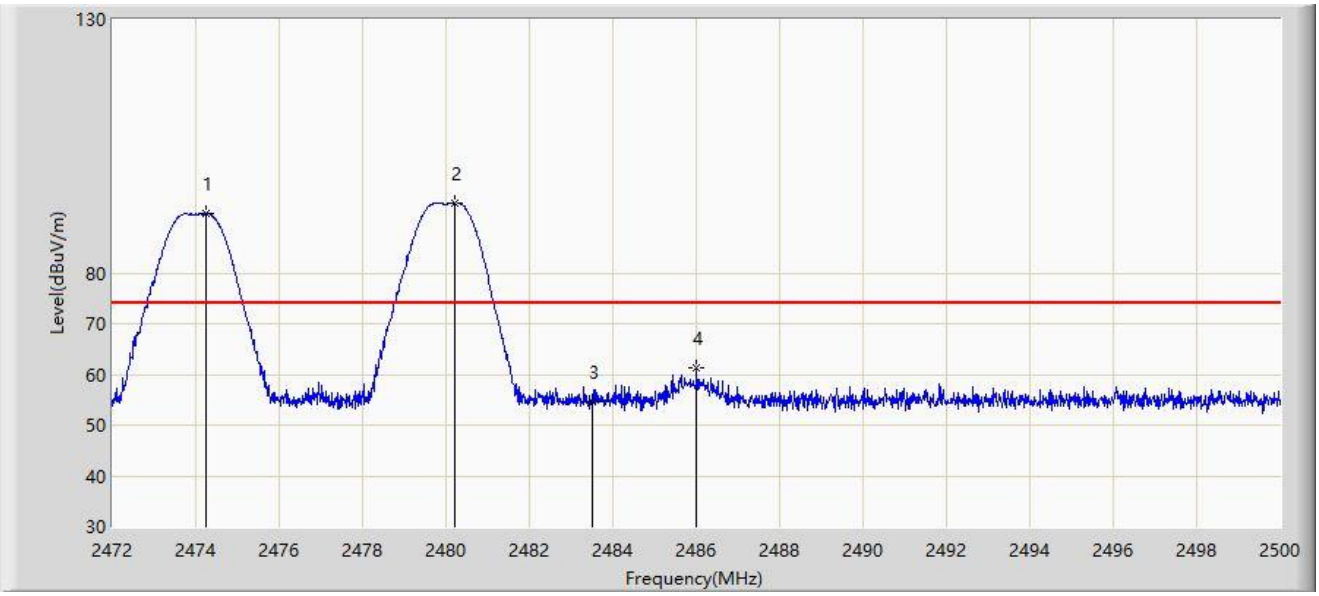

No	Mark	Frequency (MHz)	Measure Level (dBμV/m)	Reading Level (dBμV)	Margin (dB)	Limit (dBμV/m)	Factor (dB/m)	Type
1		2474.254	91.716	59.456	N/A	N/A	32.260	PK
2		2480.204	93.866	61.583	N/A	N/A	32.283	PK
3		2483.500	54.734	22.434	-19.266	74.000	32.300	PK
4	*	2486.014	61.167	28.854	-12.833	74.000	32.313	PK

Note 1: " * ", means this data is the worst emission level.

Note 2: Measure Level (dBμV/m) = Reading Level (dBμV) + Factor (dB/m).

Note 3: Factor (dB/m) = Cable Loss (dB) + Antenna Factor (dB/m).

Site: SIP-AC3	Test Date: 2024-06-07
Limit: FCC_2.4G_RE(3m)	Engineer: Justin Guo
Probe: HF907_102861_1-18GHz	Polarity: Horizontal
EUT: ACCESS POINT	Power: AC 120V/60Hz
Test Mode: Transmit at Ant 2 - Filter 1# - 2474MHz Ant 4 - Filter 6# - 2480MHz	

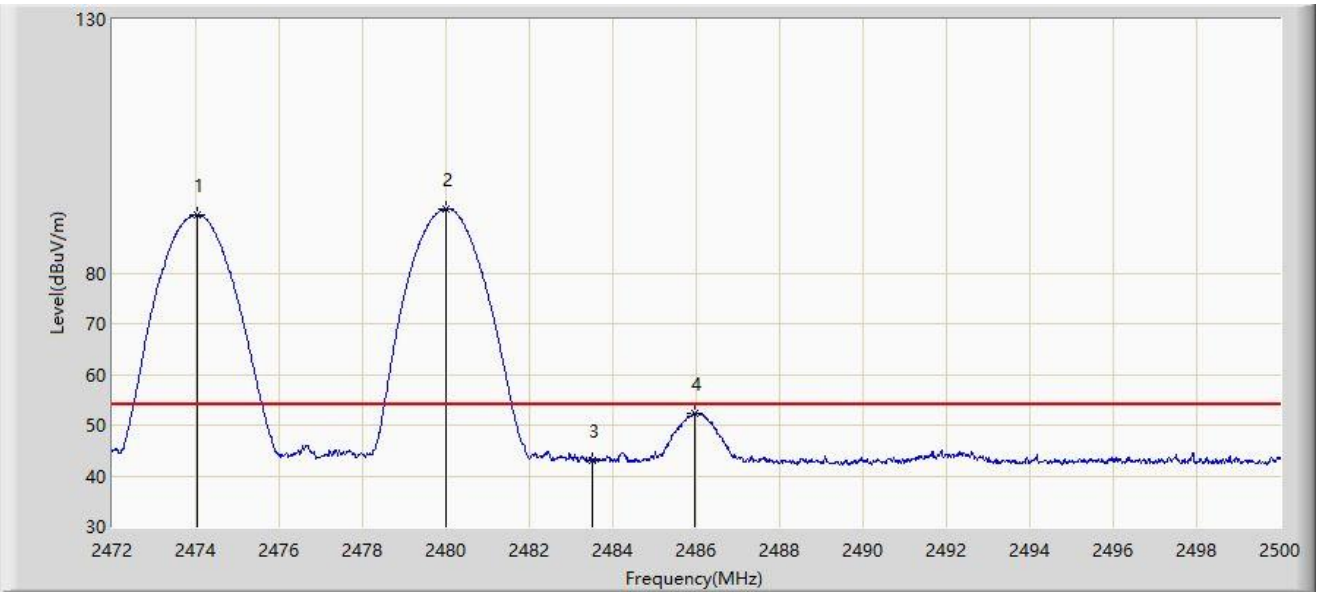

No	Mark	Frequency (MHz)	Measure Level (dBμV/m)	Reading Level (dBμV)	Margin (dB)	Limit (dBμV/m)	Factor (dB/m)	Type
1		2474.030	91.489	59.230	N/A	N/A	32.259	AV
2		2479.994	92.596	60.314	N/A	N/A	32.282	AV
3		2483.500	43.013	10.713	-10.987	54.000	32.300	AV
4	*	2485.958	52.234	19.921	-1.766	54.000	32.313	AV

Note 1: " * ", means this data is the worst emission level.

Note 2: Measure Level (dBμV/m) = Reading Level (dBμV) + Factor (dB/m).

Note 3: Factor (dB/m) = Cable Loss (dB) + Antenna Factor (dB/m).

Site: SIP-AC3	Test Date: 2024-06-07
Limit: FCC_2.4G_RE(3m)	Engineer: Justin Guo
Probe: HF907_102861_1-18GHz	Polarity: Vertical
EUT: ACCESS POINT	Power: AC 120V/60Hz
Test Mode: Transmit at Ant 2 - Filter 1# - 2474MHz Ant 4 - Filter 6# - 2480MHz	

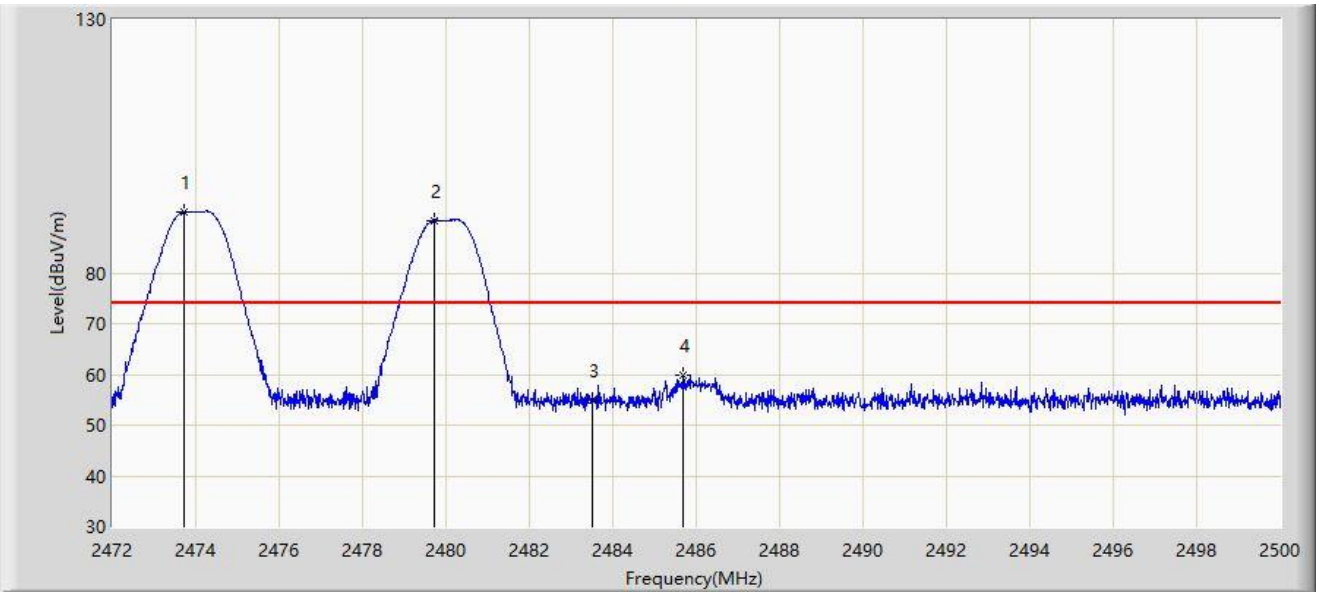

No	Mark	Frequency (MHz)	Measure Level (dBμV/m)	Reading Level (dBμV)	Margin (dB)	Limit (dBμV/m)	Factor (dB/m)	Type
1		2473.722	92.150	59.892	N/A	N/A	32.258	PK
2		2479.714	90.424	58.143	N/A	N/A	32.281	PK
3		2483.500	54.860	22.560	-19.140	74.000	32.300	PK
4	*	2485.678	59.965	27.653	-14.035	74.000	32.311	PK

Note 1: " * ", means this data is the worst emission level.

Note 2: Measure Level (dBμV/m) = Reading Level (dBμV) + Factor (dB/m).

Note 3: Factor (dB/m) = Cable Loss (dB) + Antenna Factor (dB/m).

Site: SIP-AC3	Test Date: 2024-06-07
Limit: FCC_2.4G_RE(3m)	Engineer: Justin Guo
Probe: HF907_102861_1-18GHz	Polarity: Vertical
EUT: ACCESS POINT	Power: AC 120V/60Hz
Test Mode: Transmit at Ant 2 - Filter 1# - 2474MHz Ant 4 - Filter 6# - 2480MHz	

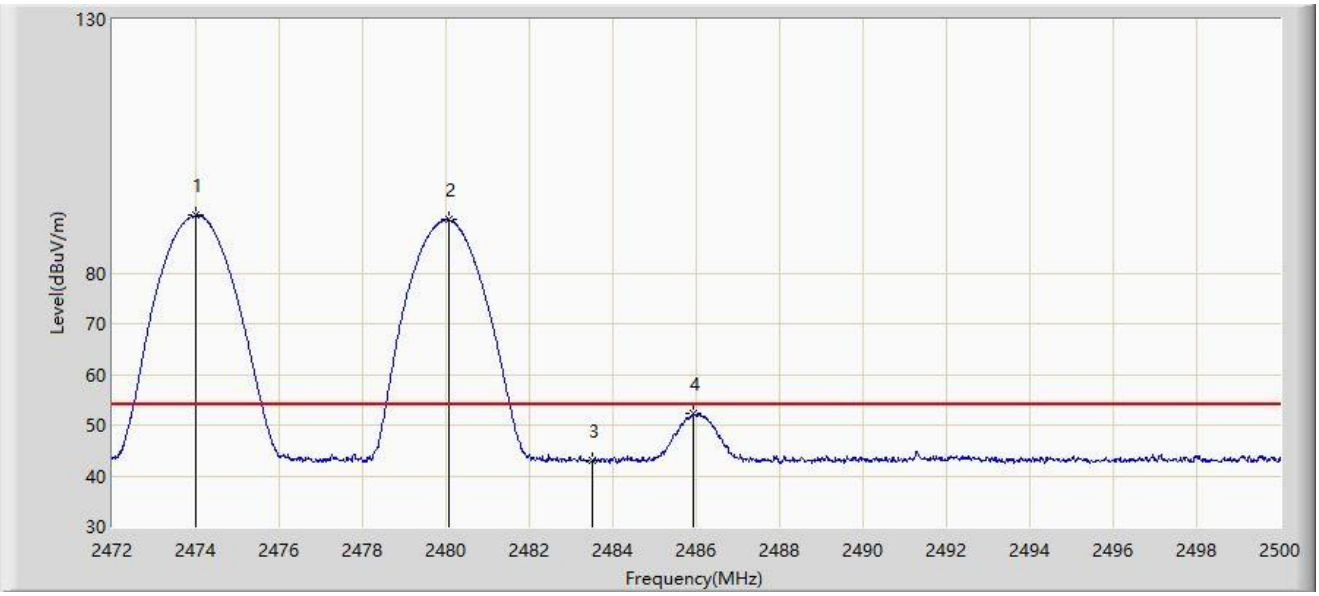

No	Mark	Frequency (MHz)	Measure Level (dBμV/m)	Reading Level (dBμV)	Margin (dB)	Limit (dBμV/m)	Factor (dB/m)	Type
1		2474.002	91.341	59.082	N/A	N/A	32.259	AV
2		2480.078	90.485	58.202	N/A	N/A	32.282	AV
3		2483.500	42.953	10.653	-11.047	54.000	32.300	AV
4	*	2485.944	52.216	19.903	-1.784	54.000	32.313	AV

Note 1: " * ", means this data is the worst emission level.

Note 2: Measure Level (dBμV/m) = Reading Level (dBμV) + Factor (dB/m).

Note 3: Factor (dB/m) = Cable Loss (dB) + Antenna Factor (dB/m).

Site: SIP-AC3	Test Date: 2024-06-07
Limit: FCC_2.4G_RE(3m)	Engineer: Justin Guo
Probe: HF907_102861_1-18GHz	Polarity: Horizontal
EUT: ACCESS POINT	Power: AC 120V/60Hz
Test Mode: Transmit at Ant 2 - Filter 1# - 2476MHz Ant 4 - Filter 6# - 2480MHz	

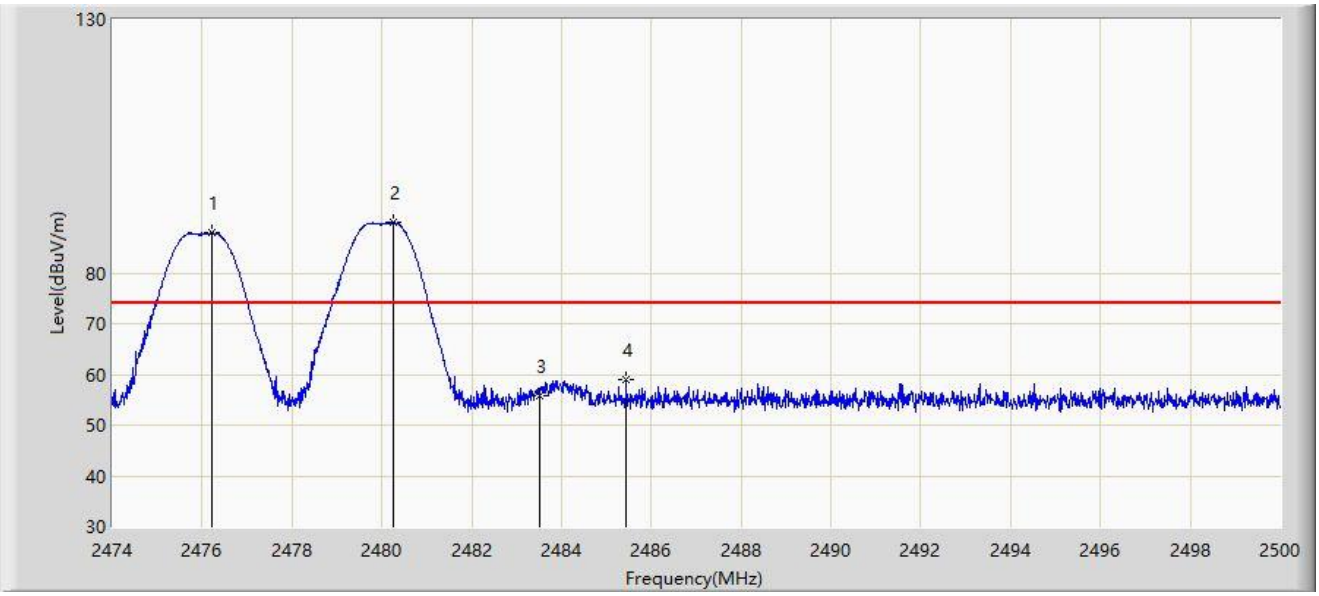

No	Mark	Frequency (MHz)	Measure Level (dBμV/m)	Reading Level (dBμV)	Margin (dB)	Limit (dBμV/m)	Factor (dB/m)	Type
1		2476.223	87.963	55.696	N/A	N/A	32.267	PK
2		2480.253	89.903	57.620	N/A	N/A	32.283	PK
3		2483.500	55.700	23.400	-18.300	74.000	32.300	PK
4	*	2485.440	58.887	26.577	-15.113	74.000	32.310	PK

Note 1: " * ", means this data is the worst emission level.

Note 2: Measure Level (dBμV/m) = Reading Level (dBμV) + Factor (dB/m).

Note 3: Factor (dB/m) = Cable Loss (dB) + Antenna Factor (dB/m).

Site: SIP-AC3	Test Date: 2024-06-07
Limit: FCC_2.4G_RE(3m)	Engineer: Justin Guo
Probe: HF907_102861_1-18GHz	Polarity: Horizontal
EUT: ACCESS POINT	Power: AC 120V/60Hz
Test Mode: Transmit at Ant 2 - Filter 1# - 2476MHz Ant 4 - Filter 6# - 2480MHz	

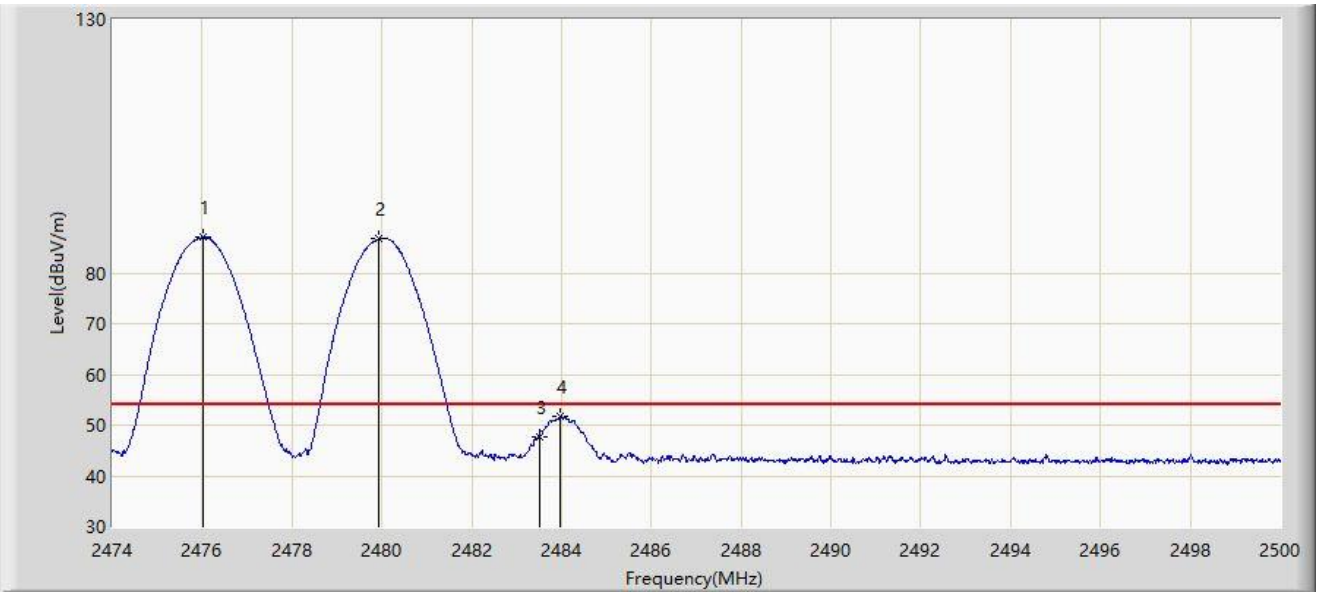

No	Mark	Frequency (MHz)	Measure Level (dBμV/m)	Reading Level (dBμV)	Margin (dB)	Limit (dBμV/m)	Factor (dB/m)	Type
1		2476.015	86.996	54.730	N/A	N/A	32.266	AV
2		2479.928	86.733	54.451	N/A	N/A	32.282	AV
3		2483.500	47.797	15.497	-6.203	54.000	32.300	AV
4	*	2483.984	51.654	19.351	-2.346	54.000	32.303	AV

Note 1: " * ", means this data is the worst emission level.

Note 2: Measure Level (dBμV/m) = Reading Level (dBμV) + Factor (dB/m).

Note 3: Factor (dB/m) = Cable Loss (dB) + Antenna Factor (dB/m).

Site: SIP-AC3	Test Date: 2024-06-07
Limit: FCC_2.4G_RE(3m)	Engineer: Justin Guo
Probe: HF907_102861_1-18GHz	Polarity: Vertical
EUT: ACCESS POINT	Power: AC 120V/60Hz
Test Mode: Transmit at Ant 2 - Filter 1# - 2476MHz Ant 4 - Filter 6# - 2480MHz	

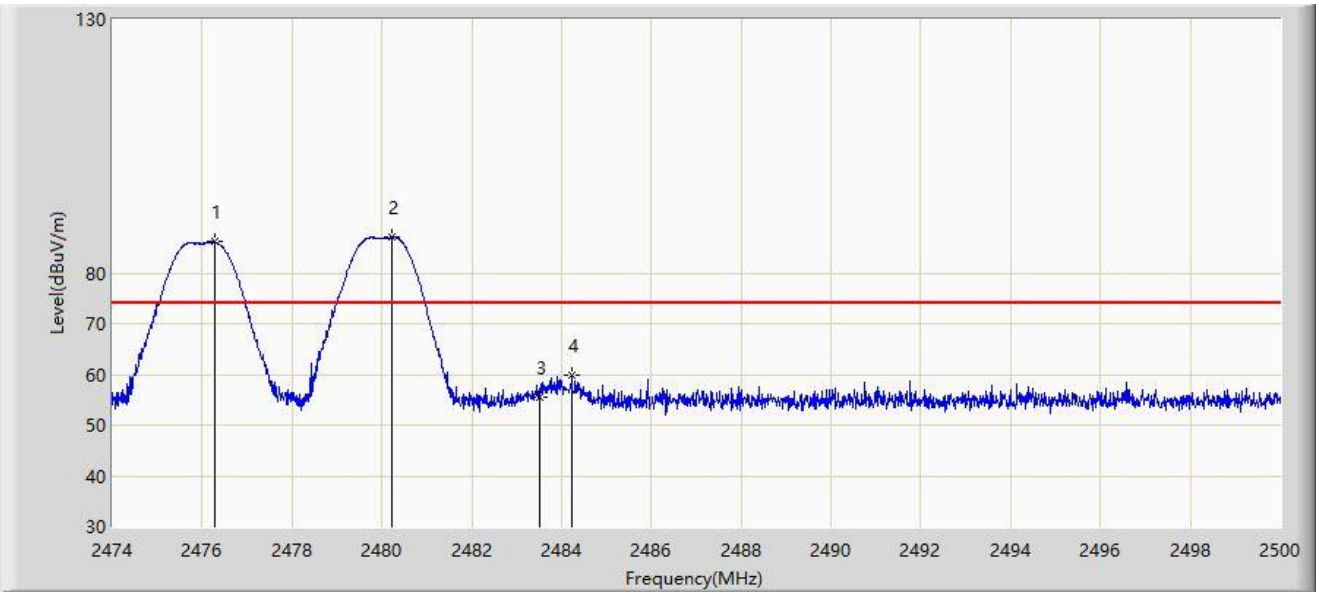

No	Mark	Frequency (MHz)	Measure Level (dBμV/m)	Reading Level (dBμV)	Margin (dB)	Limit (dBμV/m)	Factor (dB/m)	Type
1		2476.288	86.106	53.839	N/A	N/A	32.268	PK
2		2480.214	87.080	54.797	N/A	N/A	32.283	PK
3		2483.500	55.647	23.347	-18.353	74.000	32.300	PK
4	*	2484.231	59.989	27.685	-14.011	74.000	32.304	PK

Note 1: " * ", means this data is the worst emission level.

Note 2: Measure Level (dBμV/m) = Reading Level (dBμV) + Factor (dB/m).

Note 3: Factor (dB/m) = Cable Loss (dB) + Antenna Factor (dB/m).

Site: SIP-AC3	Test Date: 2024-06-07
Limit: FCC_2.4G_RE(3m)	Engineer: Justin Guo
Probe: HF907_102861_1-18GHz	Polarity: Vertical
EUT: ACCESS POINT	Power: AC 120V/60Hz
Test Mode: Transmit at Ant 2 - Filter 1# - 2476MHz Ant 4 - Filter 6# - 2480MHz	

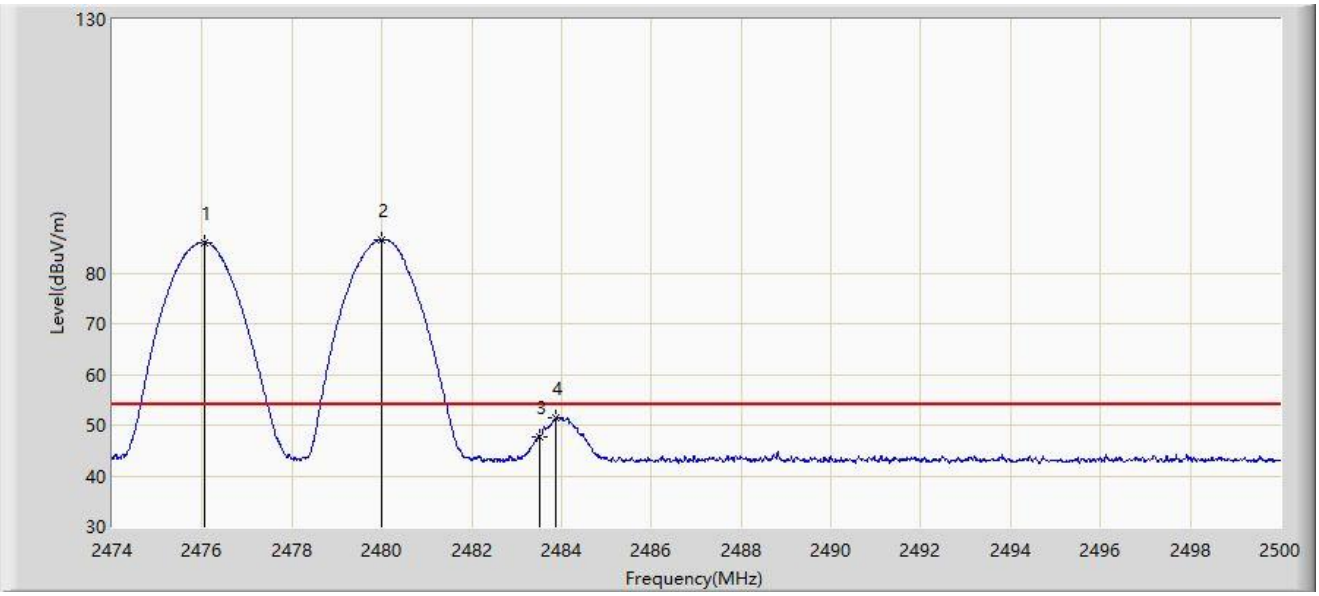

No	Mark	Frequency (MHz)	Measure Level (dBμV/m)	Reading Level (dBμV)	Margin (dB)	Limit (dBμV/m)	Factor (dB/m)	Type
1		2476.054	86.085	53.819	N/A	N/A	32.267	AV
2		2480.006	86.642	54.360	N/A	N/A	32.282	AV
3		2483.500	47.598	15.298	-6.402	54.000	32.300	AV
4	*	2483.880	51.447	19.145	-2.553	54.000	32.302	AV

Note 1: " * ", means this data is the worst emission level.

Note 2: Measure Level (dBμV/m) = Reading Level (dBμV) + Factor (dB/m).

Note 3: Factor (dB/m) = Cable Loss (dB) + Antenna Factor (dB/m).

Site: SIP-AC3	Test Date: 2024-06-07

Limit: FCC_2.4G_RE(3m)	Engineer: Justin Guo
Probe: HF907_102861_1-18GHz	Polarity: Horizontal
EUT: ACCESS POINT	Power: AC 120V/60Hz
Test Mode: Transmit at Ant 2 - Filter 1# - 2478MHz Ant 4 - Filter 6# - 2480MHz	

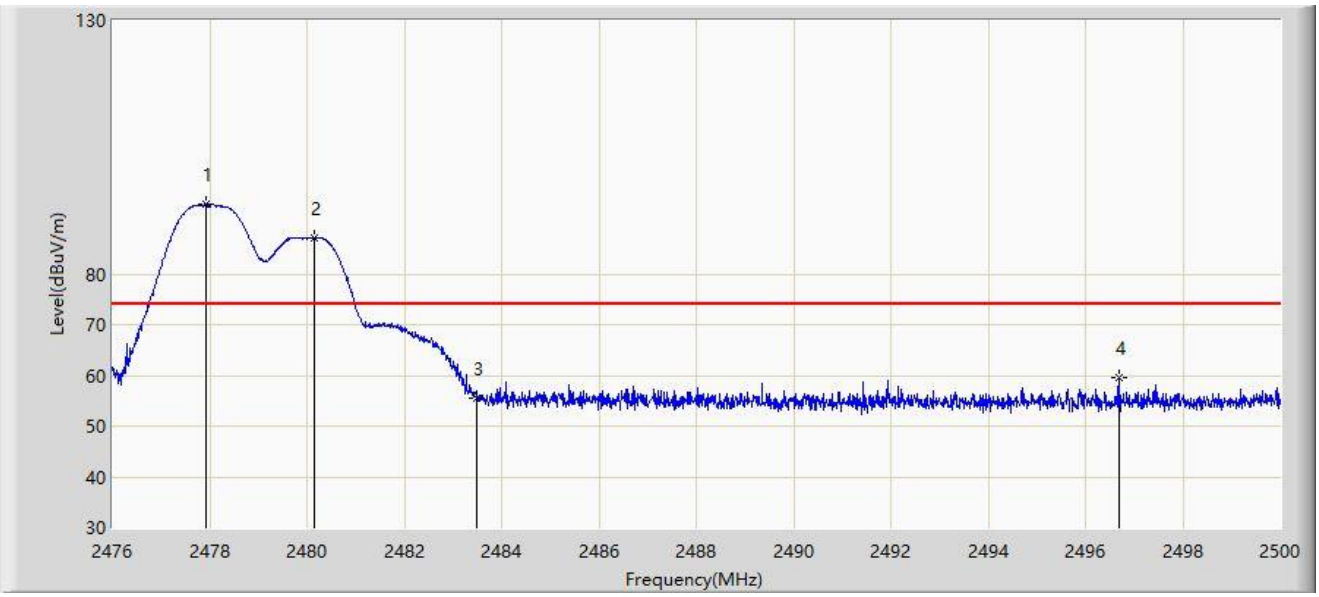

No	Mark	Frequency (MHz)	Measure Level (dBμV/m)	Reading Level (dBμV)	Margin (dB)	Limit (dBμV/m)	Factor (dB/m)	Type
1		2477.932	93.821	61.548	N/A	N/A	32.273	PK
2		2480.164	87.099	54.816	N/A	N/A	32.283	PK
3		2483.500	55.432	23.132	-18.568	74.000	32.300	PK
4	*	2496.688	59.559	27.189	-14.441	74.000	32.370	PK

Note 1: " * ", means this data is the worst emission level.

Note 2: Measure Level (dBμV/m) = Reading Level (dBμV) + Factor (dB/m).

Note 3: Factor (dB/m) = Cable Loss (dB) + Antenna Factor (dB/m).

Site: SIP-AC3	Test Date: 2024-06-07
Limit: FCC_2.4G_RE(3m)	Engineer: Justin Guo
Probe: HF907_102861_1-18GHz	Polarity: Horizontal
EUT: ACCESS POINT	Power: AC 120V/60Hz
Test Mode: Transmit at Ant 2 - Filter 1# - 2478MHz Ant 4 - Filter 6# - 2480MHz	

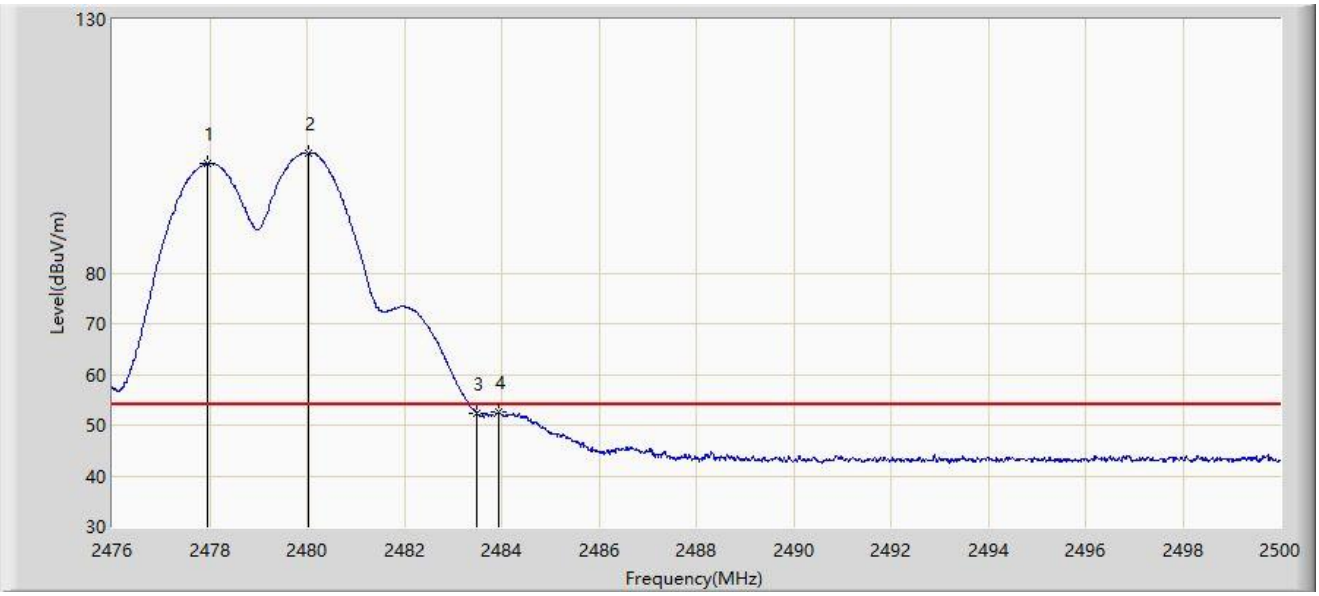

No	Mark	Frequency (MHz)	Measure Level (dBμV/m)	Reading Level (dBμV)	Margin (dB)	Limit (dBμV/m)	Factor (dB/m)	Type
1		2477.968	101.649	69.376	N/A	N/A	32.273	AV
2		2480.020	103.758	71.476	N/A	N/A	32.282	AV
3		2483.500	52.386	20.086	-1.614	54.000	32.300	AV
4	*	2483.932	52.599	20.296	-1.401	54.000	32.303	AV

Note 1: " * ", means this data is the worst emission level.

Note 2: Measure Level (dBμV/m) = Reading Level (dBμV) + Factor (dB/m).

Note 3: Factor (dB/m) = Cable Loss (dB) + Antenna Factor (dB/m).

Site: SIP-AC3	Test Date: 2024-06-08
Limit: FCC_2.4G_RE(3m)	Engineer: Justin Guo
Probe: HF907_102861_1-18GHz	Polarity: Vertical
EUT: ACCESS POINT	Power: AC 120V/60Hz
Test Mode: Transmit at Ant 2 - Filter 1# - 2478MHz Ant 4 - Filter 6# - 2480MHz	

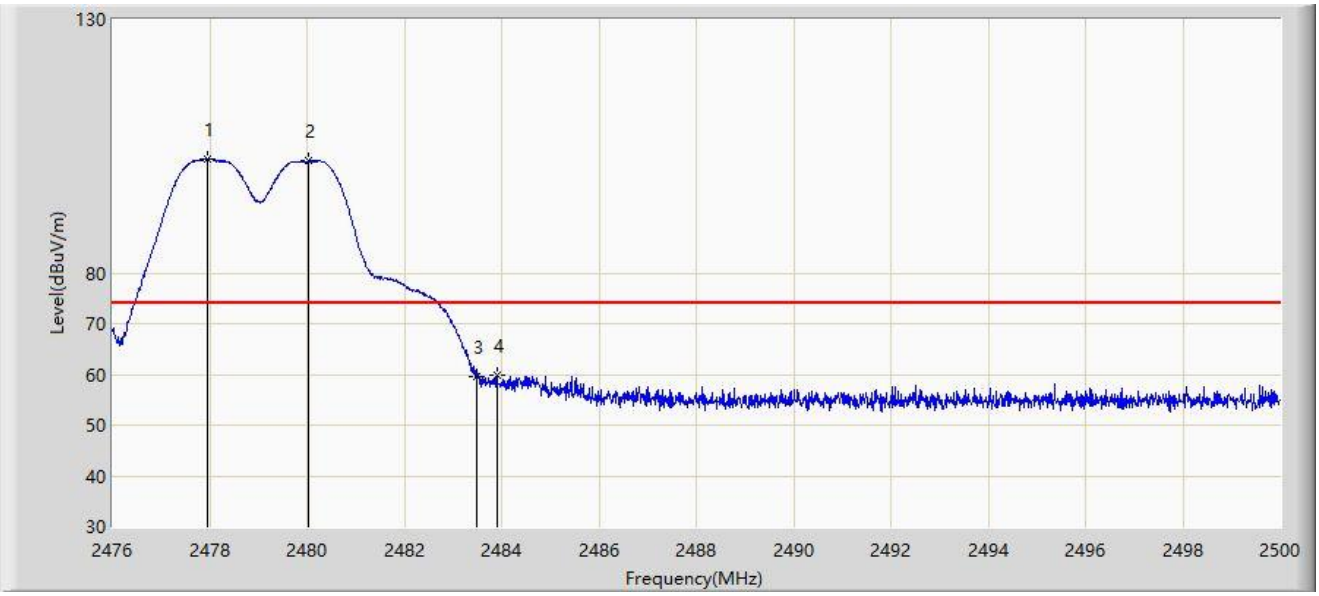

No	Mark	Frequency (MHz)	Measure Level (dBµV/m)	Reading Level (dBµV)	Margin (dB)	Limit (dBµV/m)	Factor (dB/m)	Type
1		2477.968	102.565	70.292	N/A	N/A	32.273	PK
2		2480.032	102.052	69.770	N/A	N/A	32.282	PK
3		2483.500	59.567	27.267	-14.433	74.000	32.300	PK
4	*	2483.908	59.987	27.685	-14.013	74.000	32.303	PK

Note 1: " * ", means this data is the worst emission level.

Note 2: Measure Level (dBµV/m) = Reading Level (dBµV) + Factor (dB/m).

Note 3: Factor (dB/m) = Cable Loss (dB) + Antenna Factor (dB/m).

Site: SIP-AC3	Test Date: 2024-06-08
Limit: FCC_2.4G_RE(3m)	Engineer: Justin Guo
Probe: HF907_102861_1-18GHz	Polarity: Vertical
EUT: ACCESS POINT	Power: AC 120V/60Hz
Test Mode: Transmit at Ant 2 - Filter 1# - 2478MHz Ant 4 - Filter 6# - 2480MHz	

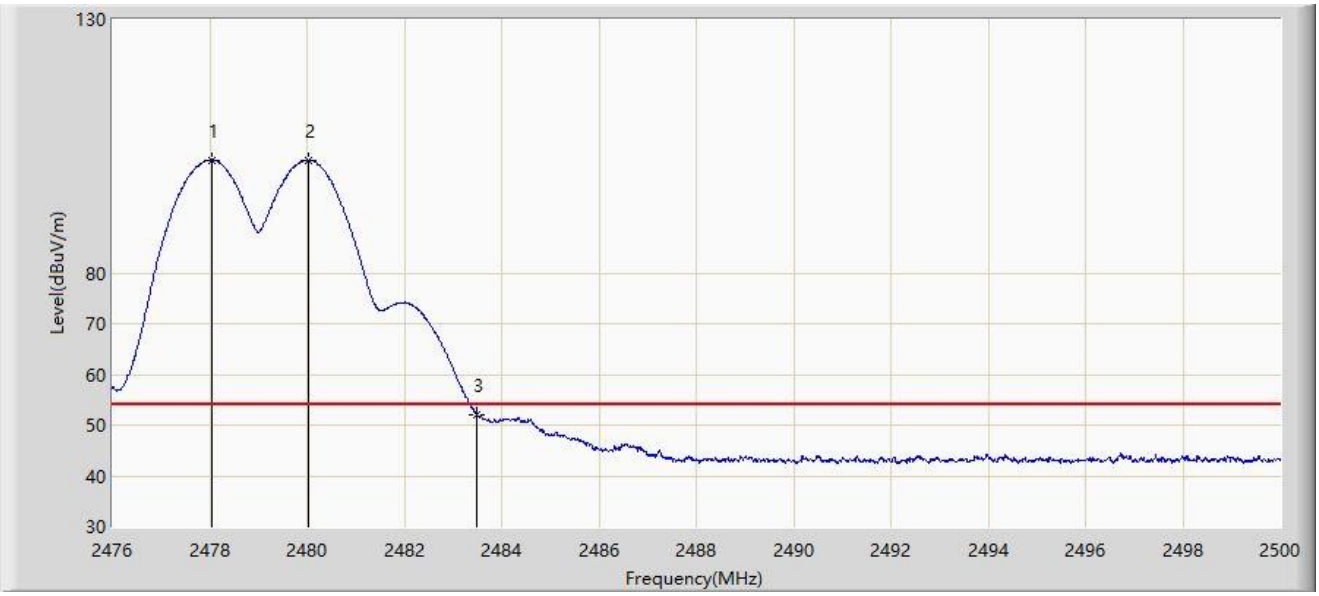

No	Mark	Frequency (MHz)	Measure Level (dBμV/m)	Reading Level (dBμV)	Margin (dB)	Limit (dBμV/m)	Factor (dB/m)	Type
1		2478.040	102.284	70.010	N/A	N/A	32.274	AV
2		2480.020	102.282	70.000	N/A	N/A	32.282	AV
3	*	2483.500	51.916	19.616	-2.084	54.000	32.300	AV

Note 1: " * ", means this data is the worst emission level.

Note 2: Measure Level (dBμV/m) = Reading Level (dBμV) + Factor (dB/m).

Note 3: Factor (dB/m) = Cable Loss (dB) + Antenna Factor (dB/m).

Site: SIP-AC3	Test Date: 2024-06-07
Limit: FCC_2.4G_RE(3m)	Engineer: Justin Guo
Probe: HF907_102861_1-18GHz	Polarity: Horizontal
EUT: ACCESS POINT	Power: AC 120V/60Hz
Test Mode: Transmit at Ant 2 - Filter 2# - 2402MHz Ant 4 - Filter 4# - 2480MHz	

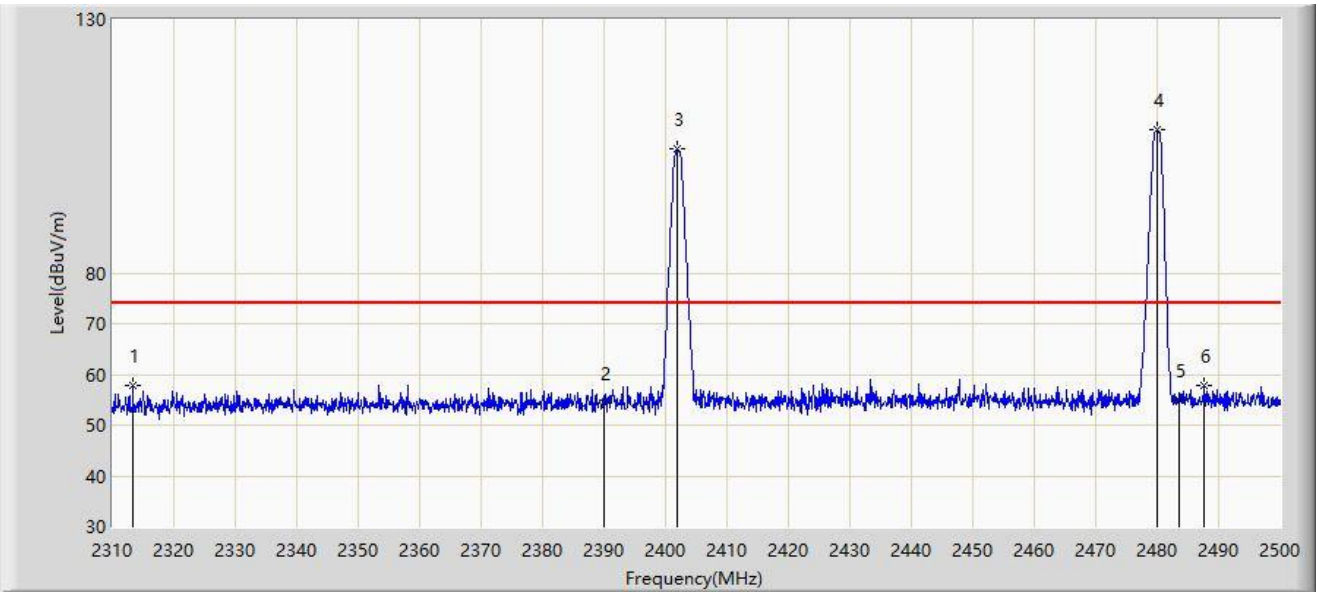

No	Mark	Frequency (MHz)	Measure Level (dBµV/m)	Reading Level (dBµV)	Margin (dB)	Limit (dBµV/m)	Factor (dB/m)	Type
1	*	2313.325	57.940	26.385	-16.060	74.000	31.556	PK
2		2390.000	54.314	22.291	-19.686	74.000	32.023	PK
3		2401.960	104.552	72.514	N/A	N/A	32.038	PK
4		2480.050	108.145	75.863	N/A	N/A	32.282	PK
5		2483.500	54.987	22.687	-19.013	74.000	32.300	PK
6		2487.650	57.699	25.377	-16.301	74.000	32.322	PK

Note 1: " * ", means this data is the worst emission level.

Note 2: Measure Level (dBµV/m) = Reading Level (dBµV) + Factor (dB/m).

Note 3: Factor (dB/m) = Cable Loss (dB) + Antenna Factor (dB/m).

Site: SIP-AC3	Test Date: 2024-06-07
Limit: FCC_2.4G_RE(3m)	Engineer: Justin Guo
Probe: HF907_102861_1-18GHz	Polarity: Horizontal
EUT: ACCESS POINT	Power: AC 120V/60Hz
Test Mode: Transmit at Ant 2 - Filter 2# - 2402MHz Ant 4 - Filter 4# - 2480MHz	

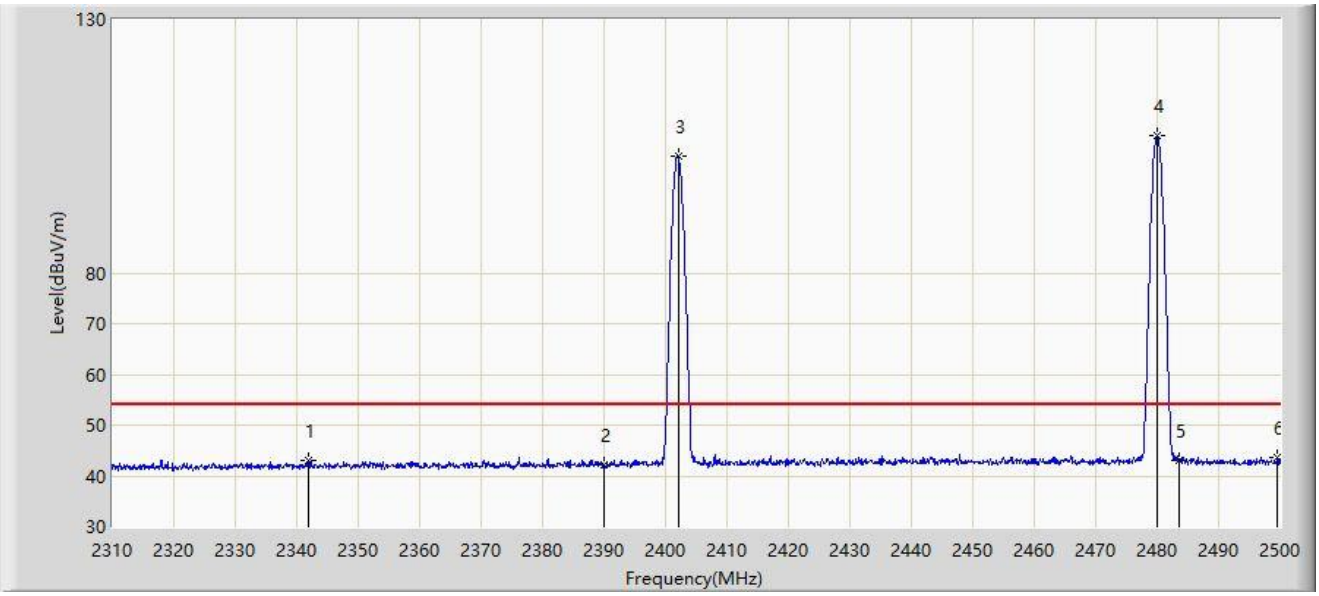

No	Mark	Frequency (MHz)	Measure Level (dBµV/m)	Reading Level (dBµV)	Margin (dB)	Limit (dBµV/m)	Factor (dB/m)	Type
1		2341.825	43.036	11.289	-10.964	54.000	31.747	AV
2		2390.000	42.065	10.042	-11.935	54.000	32.023	AV
3		2402.055	103.147	71.109	N/A	N/A	32.037	AV
4		2479.955	106.979	74.697	N/A	N/A	32.282	AV
5		2483.500	43.149	10.849	-10.851	54.000	32.300	AV
6	*	2499.620	43.690	11.298	-10.310	54.000	32.392	AV

Note 1: " * ", means this data is the worst emission level.

Note 2: Measure Level (dBµV/m) = Reading Level (dBµV) + Factor (dB/m).

Note 3: Factor (dB/m) = Cable Loss (dB) + Antenna Factor (dB/m).

Site: SIP-AC3	Test Date: 2024-06-07
Limit: FCC_2.4G_RE(3m)	Engineer: Justin Guo
Probe: HF907_102861_1-18GHz	Polarity: Vertical
EUT: ACCESS POINT	Power: AC 120V/60Hz
Test Mode: Transmit at Ant 2 - Filter 2# - 2402MHz Ant 4 - Filter 4# - 2480MHz	

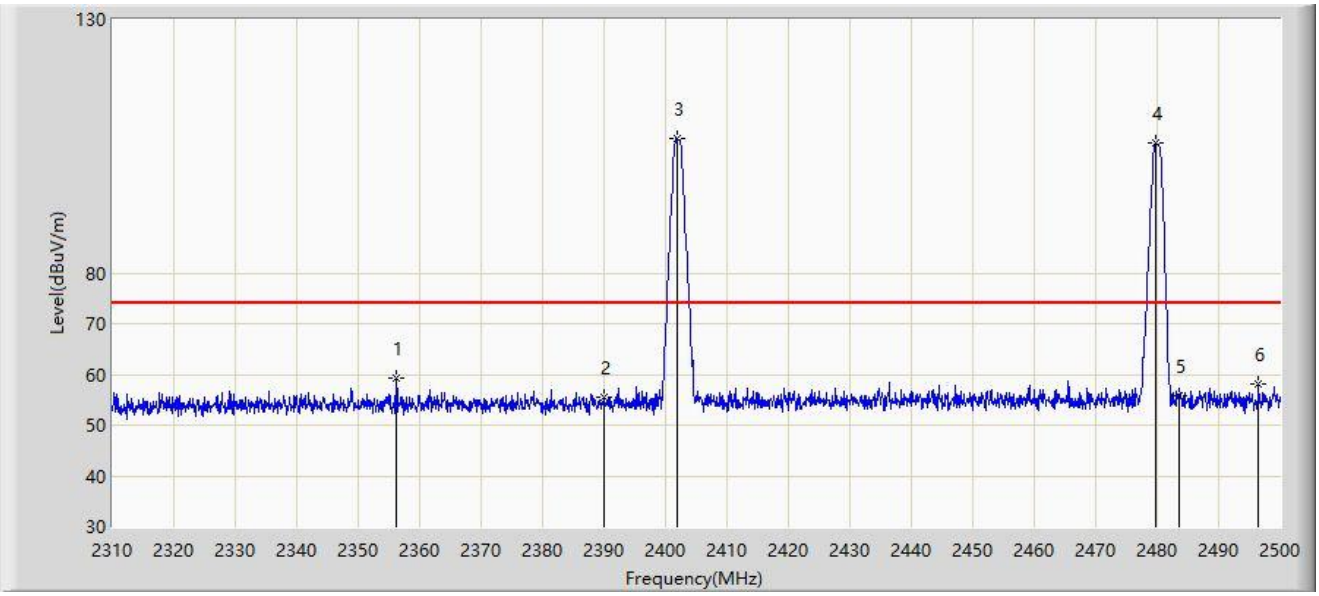

No	Mark	Frequency (MHz)	Measure Level (dBµV/m)	Reading Level (dBµV)	Margin (dB)	Limit (dBµV/m)	Factor (dB/m)	Type
1	*	2356.265	59.417	27.536	-14.583	74.000	31.881	PK
2		2390.000	55.443	23.420	-18.557	74.000	32.023	PK
3		2401.865	106.616	74.579	N/A	N/A	32.038	PK
4		2479.765	105.640	73.359	N/A	N/A	32.281	PK
5		2483.500	55.756	23.456	-18.244	74.000	32.300	PK
6		2496.485	58.154	25.785	-15.846	74.000	32.369	PK

Note 1: " * ", means this data is the worst emission level.

Note 2: Measure Level (dBµV/m) = Reading Level (dBµV) + Factor (dB/m).

Note 3: Factor (dB/m) = Cable Loss (dB) + Antenna Factor (dB/m).

Site: SIP-AC3	Test Date: 2024-06-07
Limit: FCC_2.4G_RE(3m)	Engineer: Justin Guo
Probe: HF907_102861_1-18GHz	Polarity: Vertical
EUT: ACCESS POINT	Power: AC 120V/60Hz
Test Mode: Transmit at Ant 2 - Filter 2# - 2402MHz Ant 4 - Filter 4# - 2480MHz	

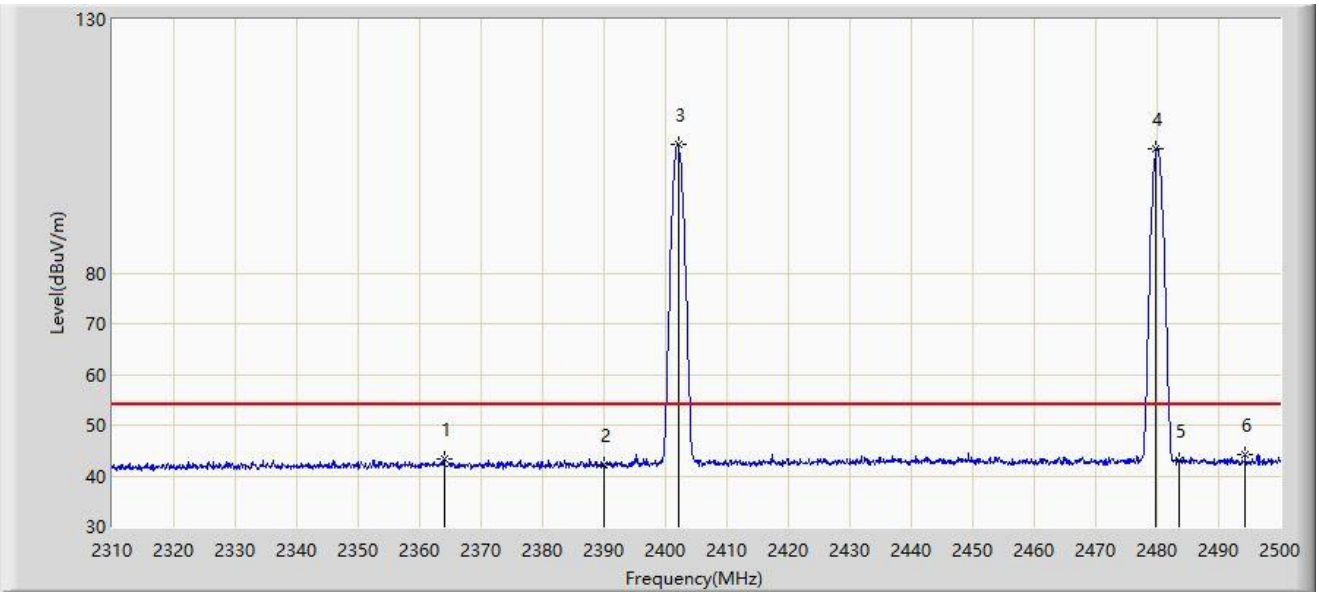

No	Mark	Frequency (MHz)	Measure Level (dBµV/m)	Reading Level (dBµV)	Margin (dB)	Limit (dBµV/m)	Factor (dB/m)	Type
1		2363.960	43.340	11.405	-10.660	54.000	31.935	AV
2		2390.000	42.234	10.211	-11.766	54.000	32.023	AV
3		2402.055	105.381	73.343	N/A	N/A	32.037	AV
4		2479.860	104.436	72.155	N/A	N/A	32.281	AV
5		2483.500	43.092	10.792	-10.908	54.000	32.300	AV
6	*	2494.300	44.181	11.825	-9.819	54.000	32.357	AV

Note 1: " * ", means this data is the worst emission level.

Note 2: Measure Level (dBµV/m) = Reading Level (dBµV) + Factor (dB/m).

Note 3: Factor (dB/m) = Cable Loss (dB) + Antenna Factor (dB/m).

Site: SIP-AC3	Test Date: 2024-06-07
Limit: FCC_2.4G_RE(3m)	Engineer: Justin Guo
Probe: HF907_102861_1-18GHz	Polarity: Horizontal
EUT: ACCESS POINT	Power: AC 120V/60Hz
Test Mode: Transmit at Ant 2 - Filter 2# - 2402MHz Ant 4 - Filter 4# - 2404MHz	

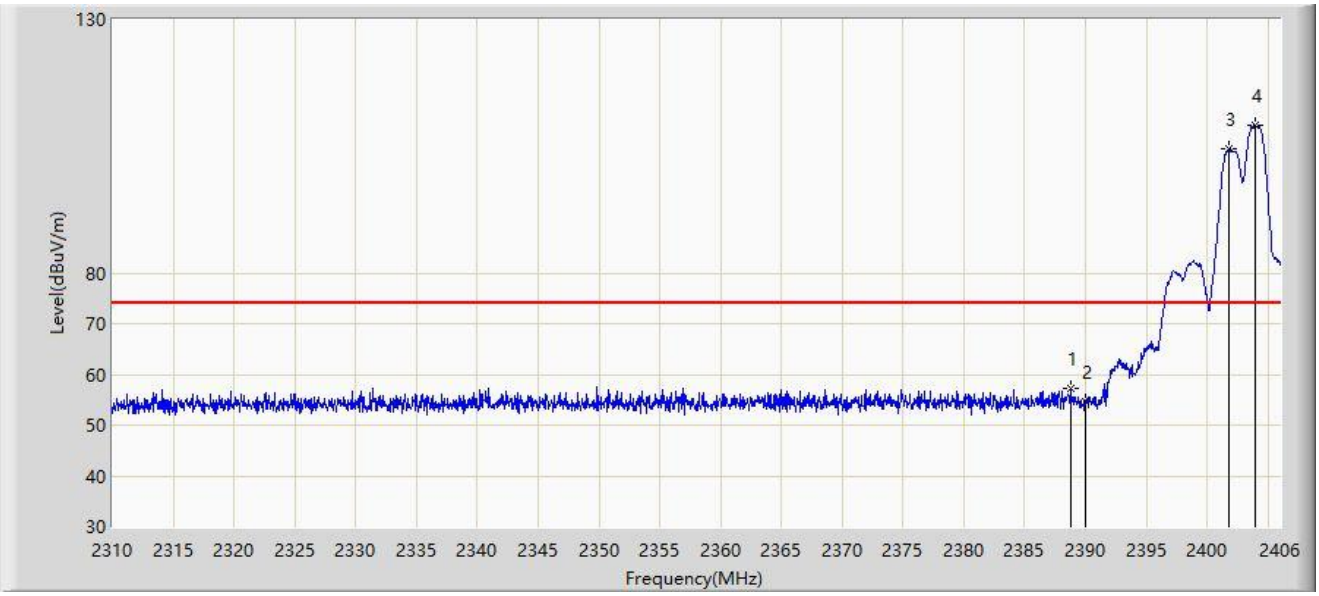

No	Mark	Frequency (MHz)	Measure Level (dBμV/m)	Reading Level (dBμV)	Margin (dB)	Limit (dBμV/m)	Factor (dB/m)	Type
1	*	2388.768	57.327	25.306	-16.673	74.000	32.020	PK
2		2390.000	54.540	22.517	-19.460	74.000	32.023	PK
3		2401.776	104.426	72.389	N/A	N/A	32.037	PK
4		2403.984	109.039	77.000	N/A	N/A	32.039	PK

Note 1: " * ", means this data is the worst emission level.

Note 2: Measure Level (dBμV/m) = Reading Level (dBμV) + Factor (dB/m).

Note 3: Factor (dB/m) = Cable Loss (dB) + Antenna Factor (dB/m).

Site: SIP-AC3	Test Date: 2024-06-07
Limit: FCC_2.4G_RE(3m)	Engineer: Justin Guo
Probe: HF907_102861_1-18GHz	Polarity: Horizontal
EUT: ACCESS POINT	Power: AC 120V/60Hz
Test Mode: Transmit at Ant 2 - Filter 2# - 2402MHz Ant 4 - Filter 4# - 2404MHz	

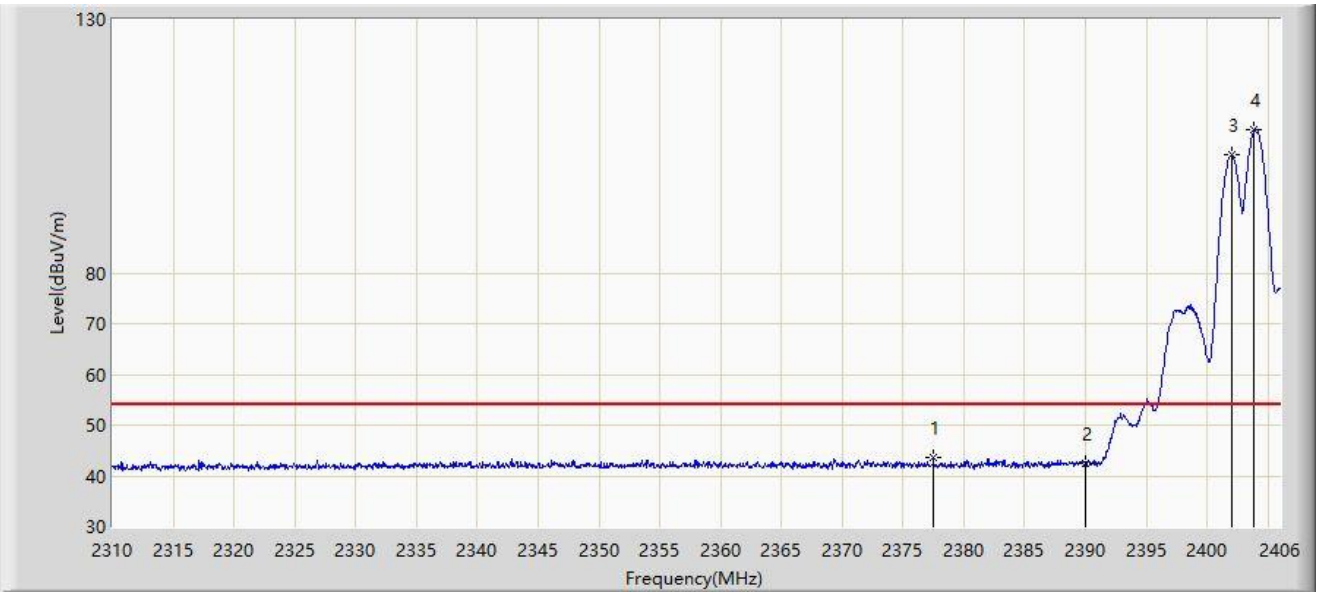

No	Mark	Frequency (MHz)	Measure Level (dBµV/m)	Reading Level (dBµV)	Margin (dB)	Limit (dBµV/m)	Factor (dB/m)	Type
1	*	2377.488	43.629	11.631	-10.371	54.000	31.998	AV
2		2390.000	42.546	10.523	-11.454	54.000	32.023	AV
3		2402.016	103.279	71.241	N/A	N/A	32.037	AV
4		2403.888	108.170	76.131	N/A	N/A	32.039	AV

Note 1: " * ", means this data is the worst emission level.

Note 2: Measure Level (dBµV/m) = Reading Level (dBµV) + Factor (dB/m).

Note 3: Factor (dB/m) = Cable Loss (dB) + Antenna Factor (dB/m).

Site: SIP-AC3	Test Date: 2024-06-07
Limit: FCC_2.4G_RE(3m)	Engineer: Justin Guo
Probe: HF907_102861_1-18GHz	Polarity: Vertical
EUT: ACCESS POINT	Power: AC 120V/60Hz
Test Mode: Transmit at Ant 2 - Filter 2# - 2402MHz Ant 4 - Filter 4# - 2404MHz	

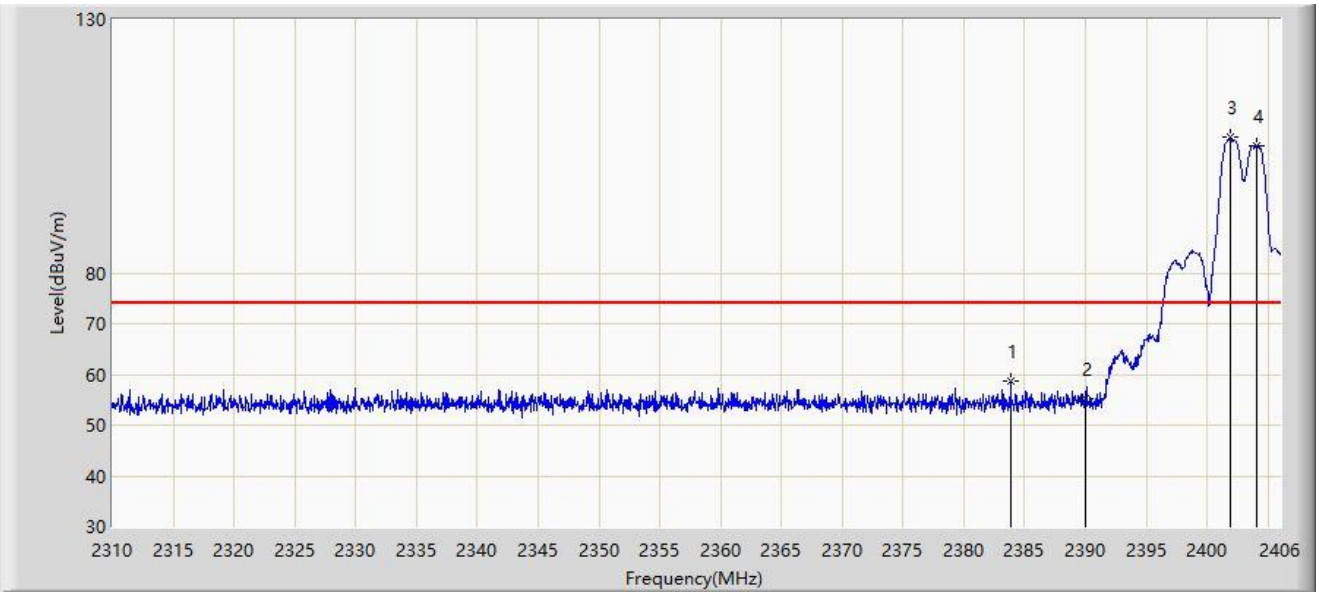

No	Mark	Frequency (MHz)	Measure Level (dBµV/m)	Reading Level (dBµV)	Margin (dB)	Limit (dBµV/m)	Factor (dB/m)	Type
1	*	2383.872	58.824	26.813	-15.176	74.000	32.011	PK
2		2390.000	55.301	23.278	-18.699	74.000	32.023	PK
3		2401.920	106.712	74.674	N/A	N/A	32.038	PK
4		2404.032	105.031	72.992	N/A	N/A	32.040	PK

Note 1: " * ", means this data is the worst emission level.

Note 2: Measure Level (dBµV/m) = Reading Level (dBµV) + Factor (dB/m).

Note 3: Factor (dB/m) = Cable Loss (dB) + Antenna Factor (dB/m).

Site: SIP-AC3	Test Date: 2024-06-07
Limit: FCC_2.4G_RE(3m)	Engineer: Justin Guo
Probe: HF907_102861_1-18GHz	Polarity: Vertical
EUT: ACCESS POINT	Power: AC 120V/60Hz
Test Mode: Transmit at Ant 2 - Filter 2# - 2402MHz Ant 4 - Filter 4# - 2404MHz	

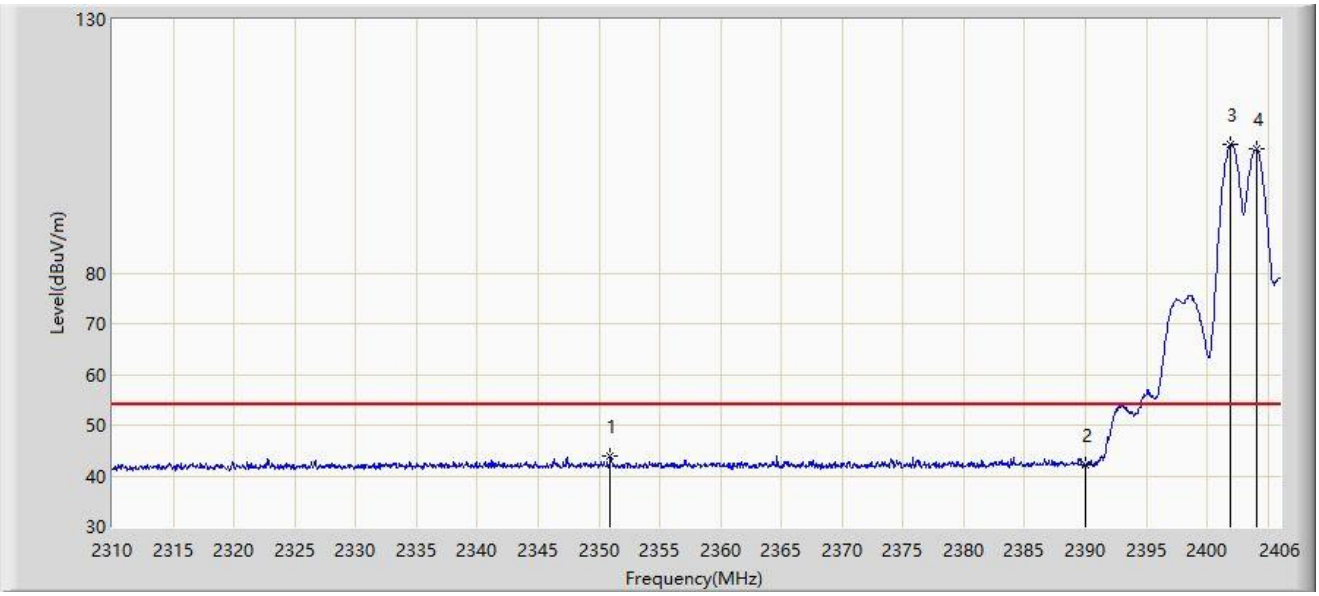

No	Mark	Frequency (MHz)	Measure Level (dBµV/m)	Reading Level (dBµV)	Margin (dB)	Limit (dBµV/m)	Factor (dB/m)	Type
1	*	2350.944	43.917	12.087	-10.083	54.000	31.830	AV
2		2390.000	42.099	10.076	-11.901	54.000	32.023	AV
3		2401.968	105.328	73.290	N/A	N/A	32.038	AV
4		2404.032	104.372	72.333	N/A	N/A	32.040	AV

Note 1: " * ", means this data is the worst emission level.

Note 2: Measure Level (dBµV/m) = Reading Level (dBµV) + Factor (dB/m).

Note 3: Factor (dB/m) = Cable Loss (dB) + Antenna Factor (dB/m).

Site: SIP-AC3	Test Date: 2024-06-07
Limit: FCC_2.4G_RE(3m)	Engineer: Justin Guo
Probe: HF907_102861_1-18GHz	Polarity: Horizontal
EUT: ACCESS POINT	Power: AC 120V/60Hz
Test Mode: Transmit at Ant 2 - Filter 1# - 2480MHz Ant 4 - Filter 5# - 2402MHz	

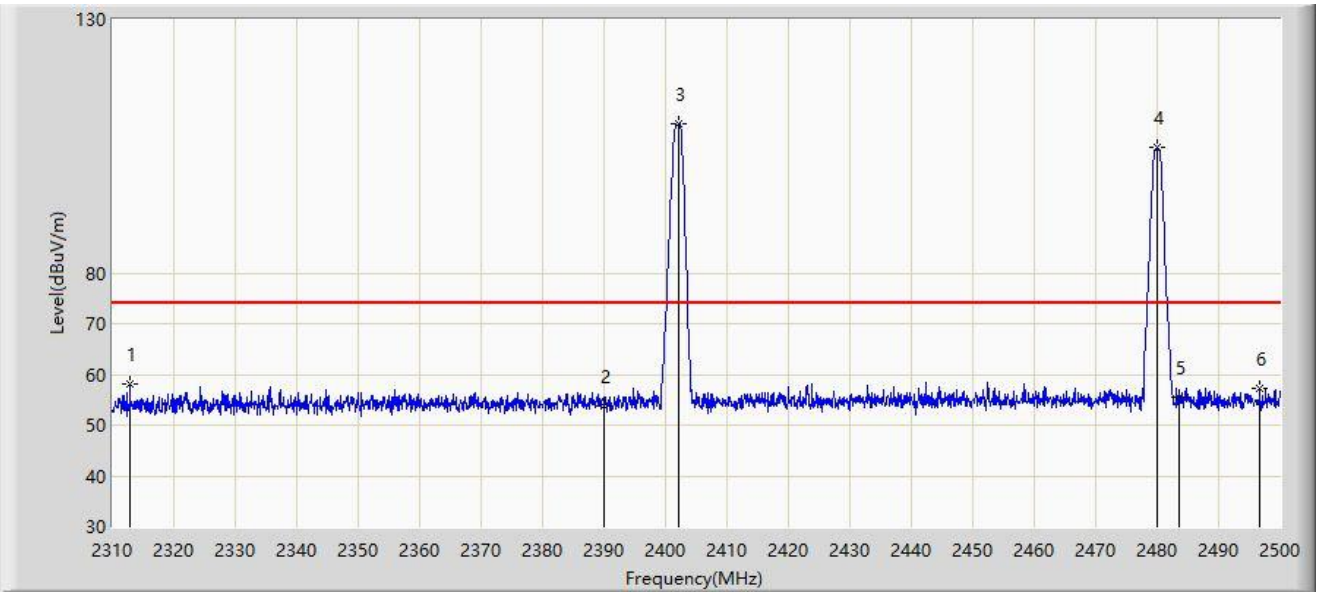

No	Mark	Frequency (MHz)	Measure Level (dBμV/m)	Reading Level (dBμV)	Margin (dB)	Limit (dBμV/m)	Factor (dB/m)	Type
1	*	2312.850	58.181	26.629	-15.819	74.000	31.552	PK
2		2390.000	53.835	21.812	-20.165	74.000	32.023	PK
3		2402.150	109.416	77.378	N/A	N/A	32.038	PK
4		2479.955	104.786	72.504	N/A	N/A	32.282	PK
5		2483.500	55.421	23.121	-18.579	74.000	32.300	PK
6		2496.675	57.248	24.878	-16.752	74.000	32.369	PK

Note 1: " * ", means this data is the worst emission level.

Note 2: Measure Level (dBμV/m) = Reading Level (dBμV) + Factor (dB/m).

Note 3: Factor (dB/m) = Cable Loss (dB) + Antenna Factor (dB/m).

Site: SIP-AC3	Test Date: 2024-06-07
Limit: FCC_2.4G_RE(3m)	Engineer: Justin Guo
Probe: HF907_102861_1-18GHz	Polarity: Horizontal
EUT: ACCESS POINT	Power: AC 120V/60Hz
Test Mode: Transmit at Ant 2 - Filter 1# - 2480MHz Ant 4 - Filter 5# - 2402MHz	

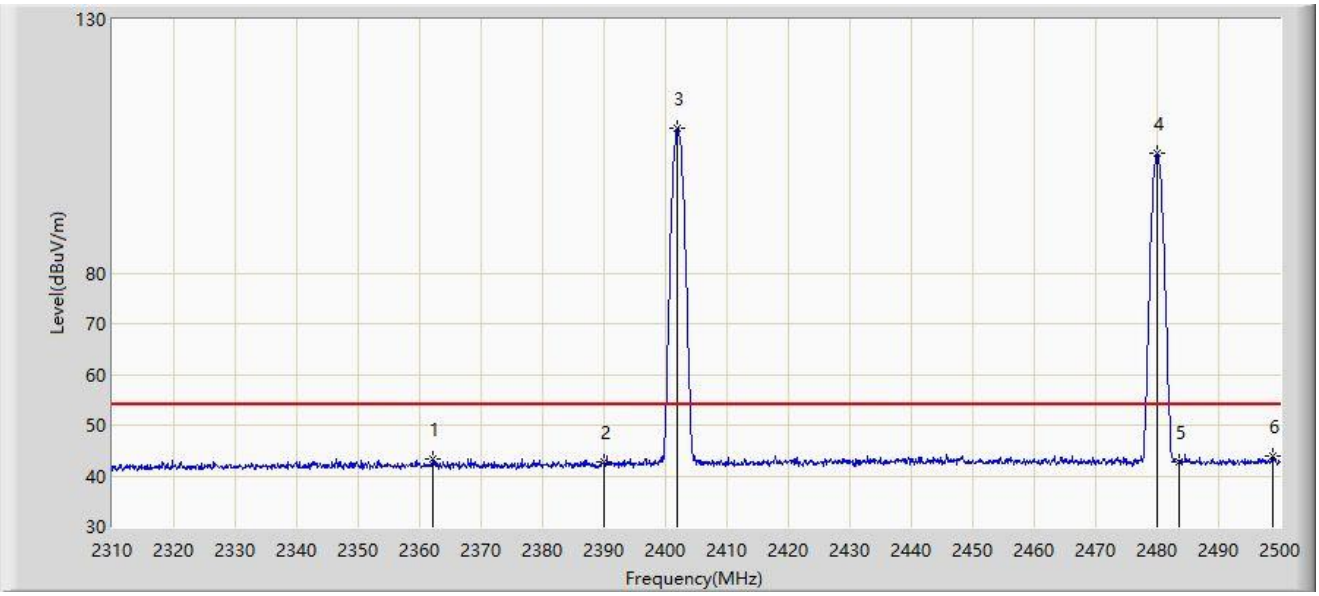

No	Mark	Frequency (MHz)	Measure Level (dBµV/m)	Reading Level (dBµV)	Margin (dB)	Limit (dBµV/m)	Factor (dB/m)	Type
1		2362.155	43.245	11.319	-10.755	54.000	31.926	AV
2		2390.000	42.772	10.749	-11.228	54.000	32.023	AV
3		2401.960	108.418	76.380	N/A	N/A	32.038	AV
4		2479.955	103.480	71.198	N/A	N/A	32.282	AV
5		2483.500	42.689	10.389	-11.311	54.000	32.300	AV
6	*	2498.765	43.956	11.571	-10.044	54.000	32.385	AV

Note 1: " * ", means this data is the worst emission level.

Note 2: Measure Level (dBµV/m) = Reading Level (dBµV) + Factor (dB/m).

Note 3: Factor (dB/m) = Cable Loss (dB) + Antenna Factor (dB/m).

Site: SIP-AC3	Test Date: 2024-06-07
Limit: FCC_2.4G_RE(3m)	Engineer: Justin Guo
Probe: HF907_102861_1-18GHz	Polarity: Vertical
EUT: ACCESS POINT	Power: AC 120V/60Hz
Test Mode: Transmit at Ant 2 - Filter 1# - 2480MHz Ant 4 - Filter 5# - 2402MHz	

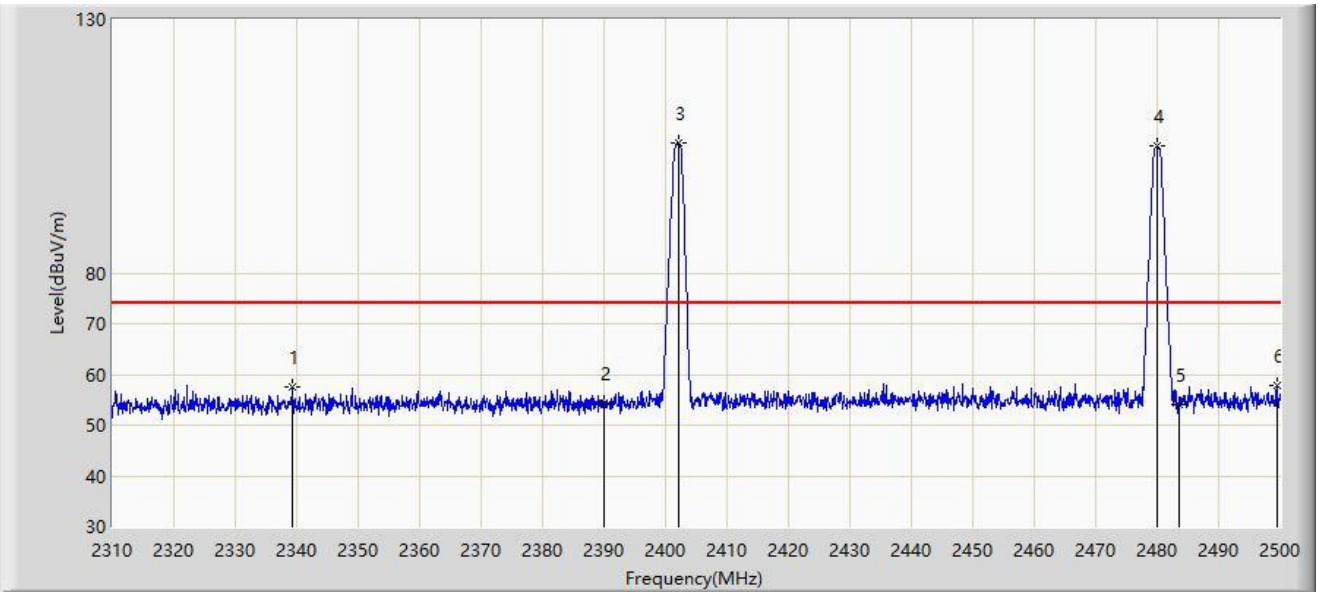

No	Mark	Frequency (MHz)	Measure Level (dBµV/m)	Reading Level (dBµV)	Margin (dB)	Limit (dBµV/m)	Factor (dB/m)	Type
1		2339.355	57.634	25.903	-16.366	74.000	31.731	PK
2		2390.000	54.395	22.372	-19.605	74.000	32.023	PK
3		2402.055	105.637	73.599	N/A	N/A	32.037	PK
4		2479.955	105.087	72.805	N/A	N/A	32.282	PK
5		2483.500	53.948	21.648	-20.052	74.000	32.300	PK
6	*	2499.430	57.907	25.517	-16.093	74.000	32.390	PK

Note 1: " * ", means this data is the worst emission level.

Note 2: Measure Level (dBµV/m) = Reading Level (dBµV) + Factor (dB/m).

Note 3: Factor (dB/m) = Cable Loss (dB) + Antenna Factor (dB/m).

Site: SIP-AC3	Test Date: 2024-06-07
Limit: FCC_2.4G_RE(3m)	Engineer: Justin Guo
Probe: HF907_102861_1-18GHz	Polarity: Vertical
EUT: ACCESS POINT	Power: AC 120V/60Hz
Test Mode: Transmit at Ant 2 - Filter 1# - 2480MHz Ant 4 - Filter 5# - 2402MHz	

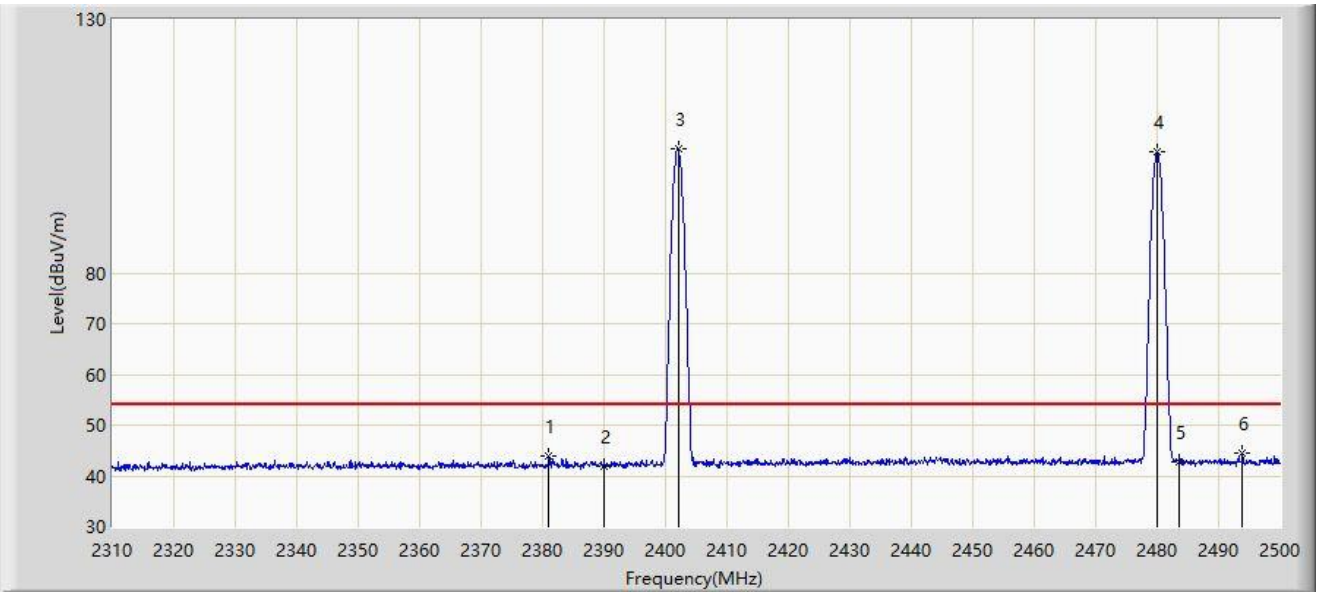

No	Mark	Frequency (MHz)	Measure Level (dBµV/m)	Reading Level (dBµV)	Margin (dB)	Limit (dBµV/m)	Factor (dB/m)	Type
1		2381.060	43.812	11.807	-10.188	54.000	32.005	AV
2		2390.000	41.776	9.753	-12.224	54.000	32.023	AV
3		2402.055	104.441	72.403	N/A	N/A	32.037	AV
4		2479.955	103.806	71.524	N/A	N/A	32.282	AV
5		2483.500	42.668	10.368	-11.332	54.000	32.300	AV
6	*	2493.920	44.524	12.170	-9.476	54.000	32.355	AV

Note 1: " * ", means this data is the worst emission level.

Note 2: Measure Level (dBµV/m) = Reading Level (dBµV) + Factor (dB/m).

Note 3: Factor (dB/m) = Cable Loss (dB) + Antenna Factor (dB/m).

Site: SIP-AC3	Test Date: 2024-06-07
Limit: FCC_2.4G_RE(3m)	Engineer: Justin Guo
Probe: HF907_102861_1-18GHz	Polarity: Horizontal
EUT: ACCESS POINT	Power: AC 120V/60Hz
Test Mode: Transmit at Ant 2 - Filter 2# - 2402MHz Ant 4 - Filter 4# - 2404MHz	

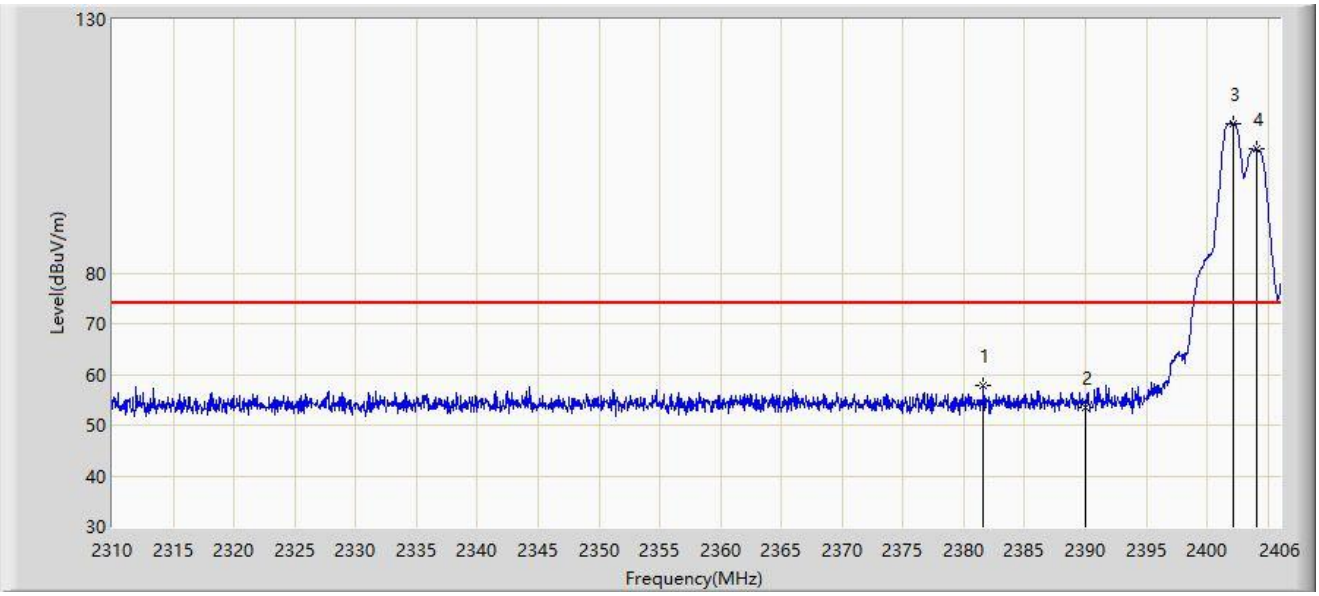

No	Mark	Frequency (MHz)	Measure Level (dBµV/m)	Reading Level (dBµV)	Margin (dB)	Limit (dBµV/m)	Factor (dB/m)	Type
1	*	2381.616	57.748	25.742	-16.252	74.000	32.006	PK
2		2390.000	53.383	21.360	-20.617	74.000	32.023	PK
3		2402.112	109.360	77.322	N/A	N/A	32.038	PK
4		2404.032	104.606	72.567	N/A	N/A	32.040	PK

Note 1: " * ", means this data is the worst emission level.

Note 2: Measure Level (dBµV/m) = Reading Level (dBµV) + Factor (dB/m).

Note 3: Factor (dB/m) = Cable Loss (dB) + Antenna Factor (dB/m).

Site: SIP-AC3	Test Date: 2024-06-07
Limit: FCC_2.4G_RE(3m)	Engineer: Justin Guo
Probe: HF907_102861_1-18GHz	Polarity: Horizontal
EUT: ACCESS POINT	Power: AC 120V/60Hz
Test Mode: Transmit at Ant 2 - Filter 2# - 2402MHz Ant 4 - Filter 4# - 2404MHz	

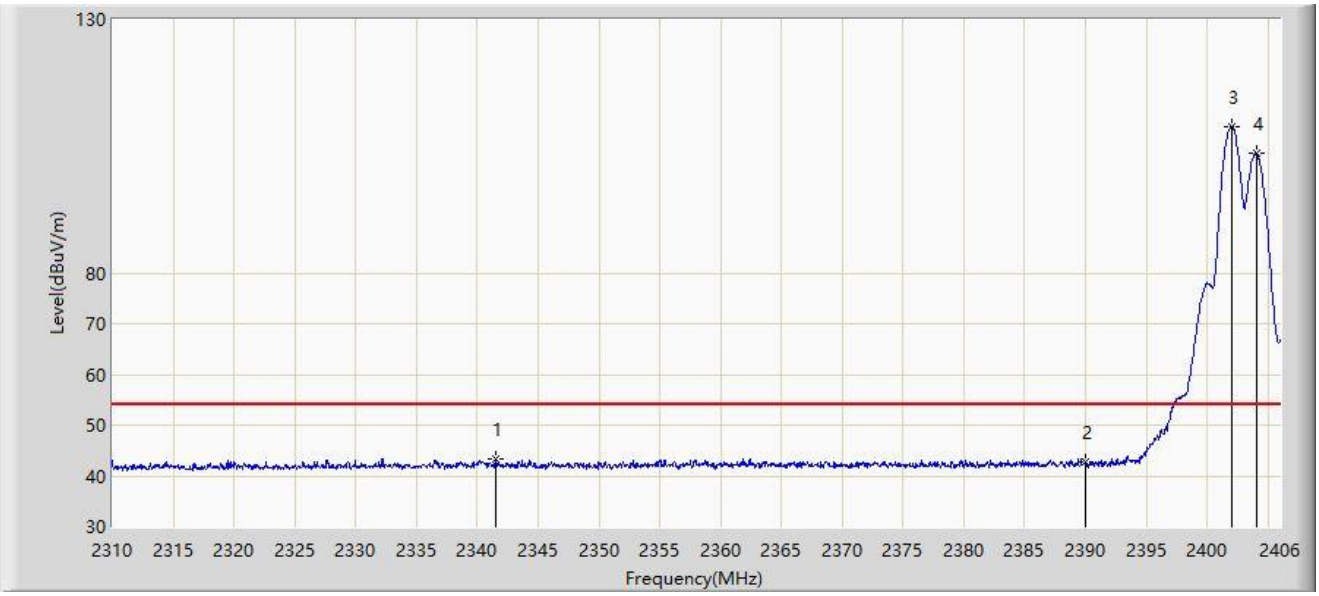

No	Mark	Frequency (MHz)	Measure Level (dBµV/m)	Reading Level (dBµV)	Margin (dB)	Limit (dBµV/m)	Factor (dB/m)	Type
1	*	2341.488	43.208	11.463	-10.792	54.000	31.745	AV
2		2390.000	42.613	10.590	-11.387	54.000	32.023	AV
3		2402.016	108.775	76.737	N/A	N/A	32.037	AV
4		2404.032	103.528	71.489	N/A	N/A	32.040	AV

Note 1: " * ", means this data is the worst emission level.

Note 2: Measure Level (dBµV/m) = Reading Level (dBµV) + Factor (dB/m).

Note 3: Factor (dB/m) = Cable Loss (dB) + Antenna Factor (dB/m).

Site: SIP-AC3	Test Date: 2024-06-07
Limit: FCC_2.4G_RE(3m)	Engineer: Justin Guo
Probe: HF907_102861_1-18GHz	Polarity: Vertical
EUT: ACCESS POINT	Power: AC 120V/60Hz
Test Mode: Transmit at Ant 2 - Filter 2# - 2402MHz Ant 4 - Filter 4# - 2404MHz	

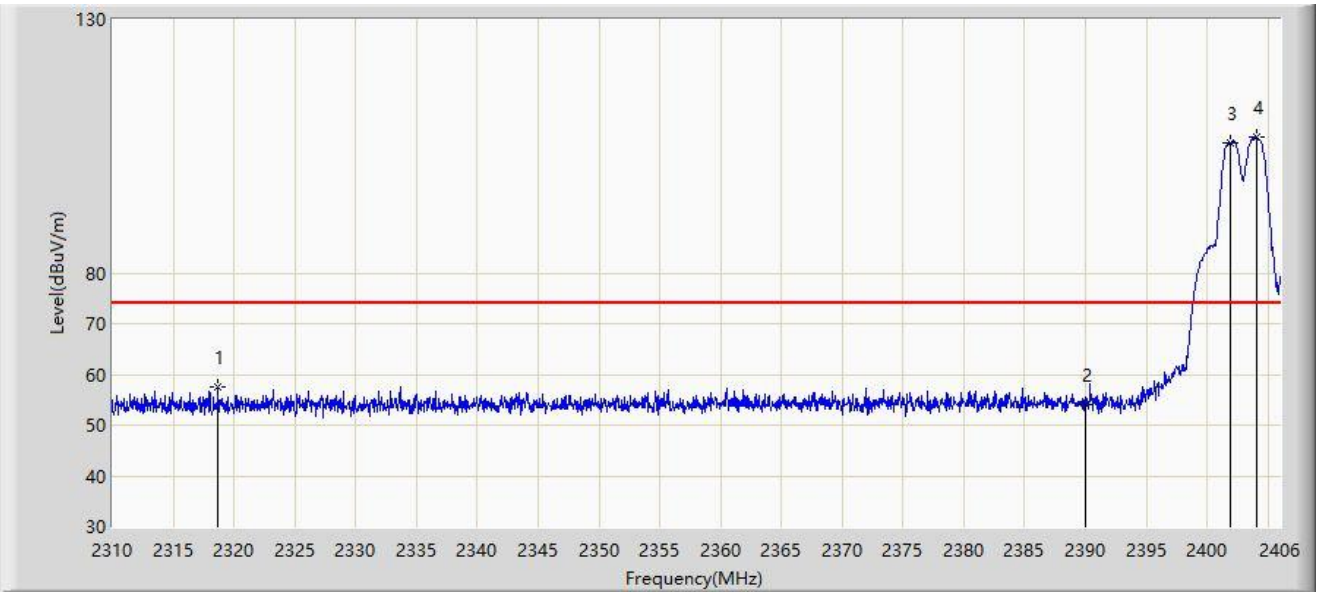

No	Mark	Frequency (MHz)	Measure Level (dBμV/m)	Reading Level (dBμV)	Margin (dB)	Limit (dBμV/m)	Factor (dB/m)	Type
1	*	2318.688	57.607	26.014	-16.393	74.000	31.593	PK
2		2390.000	54.101	22.078	-19.899	74.000	32.023	PK
3		2401.920	105.731	73.693	N/A	N/A	32.038	PK
4		2404.032	106.789	74.750	N/A	N/A	32.040	PK

Note 1: " * ", means this data is the worst emission level.

Note 2: Measure Level (dBμV/m) = Reading Level (dBμV) + Factor (dB/m).

Note 3: Factor (dB/m) = Cable Loss (dB) + Antenna Factor (dB/m).

Site: SIP-AC3	Test Date: 2024-06-07
Limit: FCC_2.4G_RE(3m)	Engineer: Justin Guo
Probe: HF907_102861_1-18GHz	Polarity: Vertical
EUT: ACCESS POINT	Power: AC 120V/60Hz
Test Mode: Transmit at Ant 2 - Filter 2# - 2402MHz Ant 4 - Filter 4# - 2404MHz	

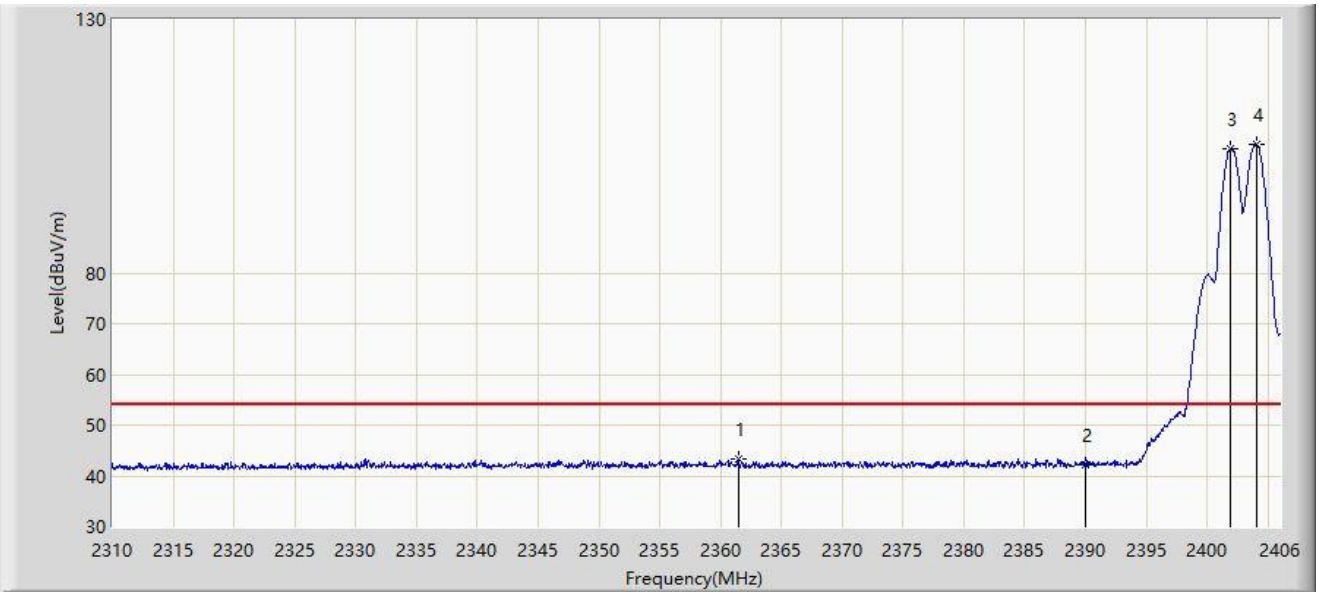

No	Mark	Frequency (MHz)	Measure Level (dBµV/m)	Reading Level (dBµV)	Margin (dB)	Limit (dBµV/m)	Factor (dB/m)	Type
1	*	2361.456	43.368	11.445	-10.632	54.000	31.923	AV
2		2390.000	42.306	10.283	-11.694	54.000	32.023	AV
3		2401.920	104.479	72.441	N/A	N/A	32.038	AV
4		2404.032	105.497	73.458	N/A	N/A	32.040	AV

Note 1: " * ", means this data is the worst emission level.

Note 2: Measure Level (dBµV/m) = Reading Level (dBµV) + Factor (dB/m).

Note 3: Factor (dB/m) = Cable Loss (dB) + Antenna Factor (dB/m).

Site: SIP-AC3	Test Date: 2024-06-07
Limit: FCC_2.4G_RE(3m)	Engineer: Justin Guo
Probe: HF907_102861_1-18GHz	Polarity: Horizontal
EUT: ACCESS POINT	Power: AC 120V/60Hz
Test Mode: Transmit at Ant 2 - Filter 2# - 2402MHz Ant 4 - Filter 5# - 2404MHz	

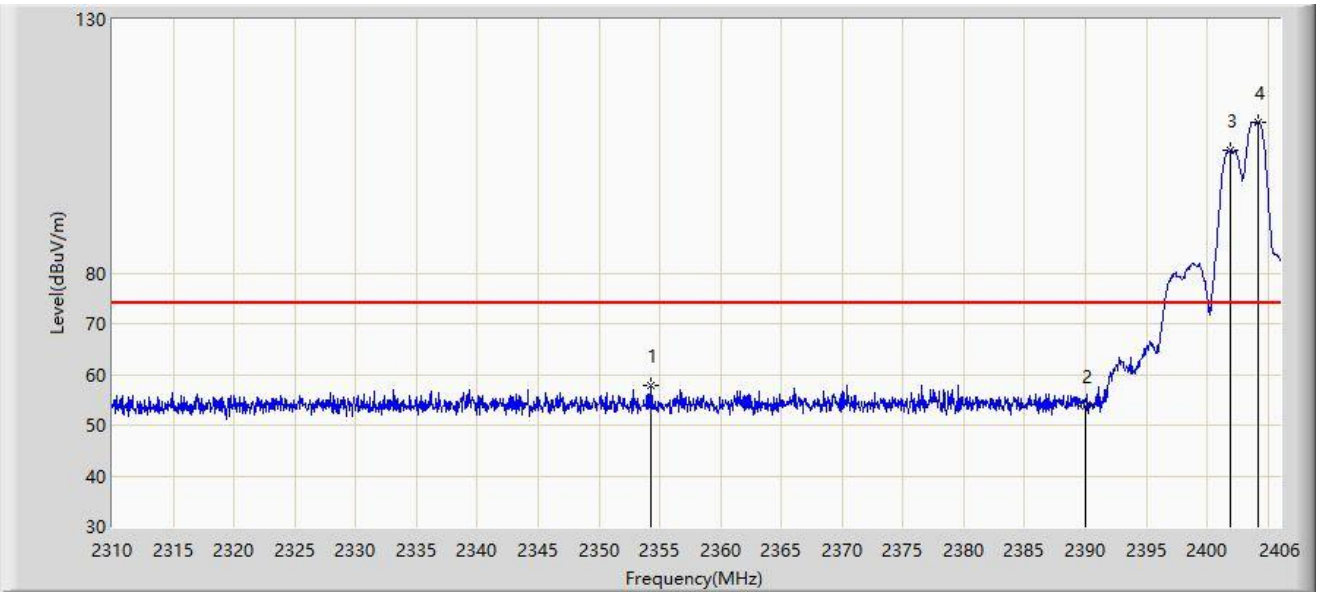

No	Mark	Frequency (MHz)	Measure Level (dBµV/m)	Reading Level (dBµV)	Margin (dB)	Limit (dBµV/m)	Factor (dB/m)	Type
1	*	2354.304	57.817	25.955	-16.183	74.000	31.862	PK
2		2390.000	53.730	21.707	-20.270	74.000	32.023	PK
3		2401.968	104.174	72.136	N/A	N/A	32.038	PK
4		2404.176	109.776	77.737	N/A	N/A	32.039	PK

Note 1: " * ", means this data is the worst emission level.

Note 2: Measure Level (dBµV/m) = Reading Level (dBµV) + Factor (dB/m).

Note 3: Factor (dB/m) = Cable Loss (dB) + Antenna Factor (dB/m).

Site: SIP-AC3	Test Date: 2024-06-07
Limit: FCC_2.4G_RE(3m)	Engineer: Justin Guo
Probe: HF907_102861_1-18GHz	Polarity: Horizontal
EUT: ACCESS POINT	Power: AC 120V/60Hz
Test Mode: Transmit at Ant 2 - Filter 2# - 2402MHz Ant 4 - Filter 5# - 2404MHz	

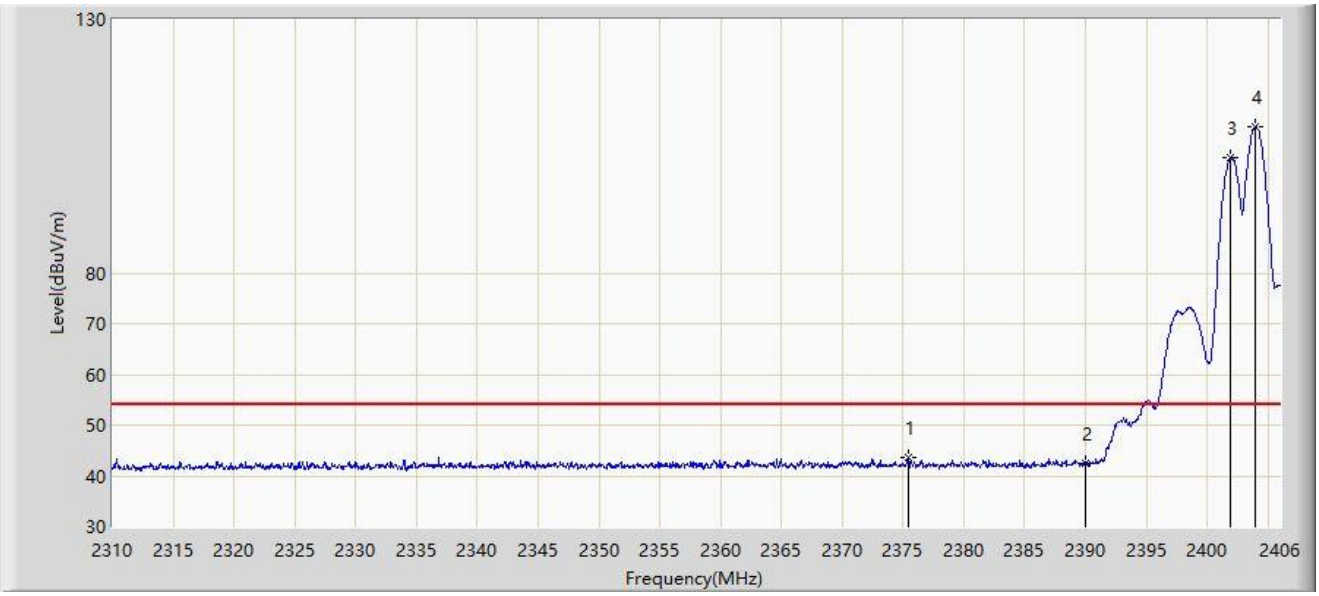

No	Mark	Frequency (MHz)	Measure Level (dBµV/m)	Reading Level (dBµV)	Margin (dB)	Limit (dBµV/m)	Factor (dB/m)	Type
1	*	2375.472	43.601	11.611	-10.399	54.000	31.989	AV
2		2390.000	42.510	10.487	-11.490	54.000	32.023	AV
3		2401.920	102.642	70.604	N/A	N/A	32.038	AV
4		2403.936	108.782	76.743	N/A	N/A	32.039	AV

Note 1: " * ", means this data is the worst emission level.

Note 2: Measure Level (dBµV/m) = Reading Level (dBµV) + Factor (dB/m).

Note 3: Factor (dB/m) = Cable Loss (dB) + Antenna Factor (dB/m).

Site: SIP-AC3	Test Date: 2024-06-07
Limit: FCC_2.4G_RE(3m)	Engineer: Justin Guo
Probe: HF907_102861_1-18GHz	Polarity: Vertical
EUT: ACCESS POINT	Power: AC 120V/60Hz
Test Mode: Transmit at Ant 2 - Filter 2# - 2402MHz Ant 4 - Filter 5# - 2404MHz	

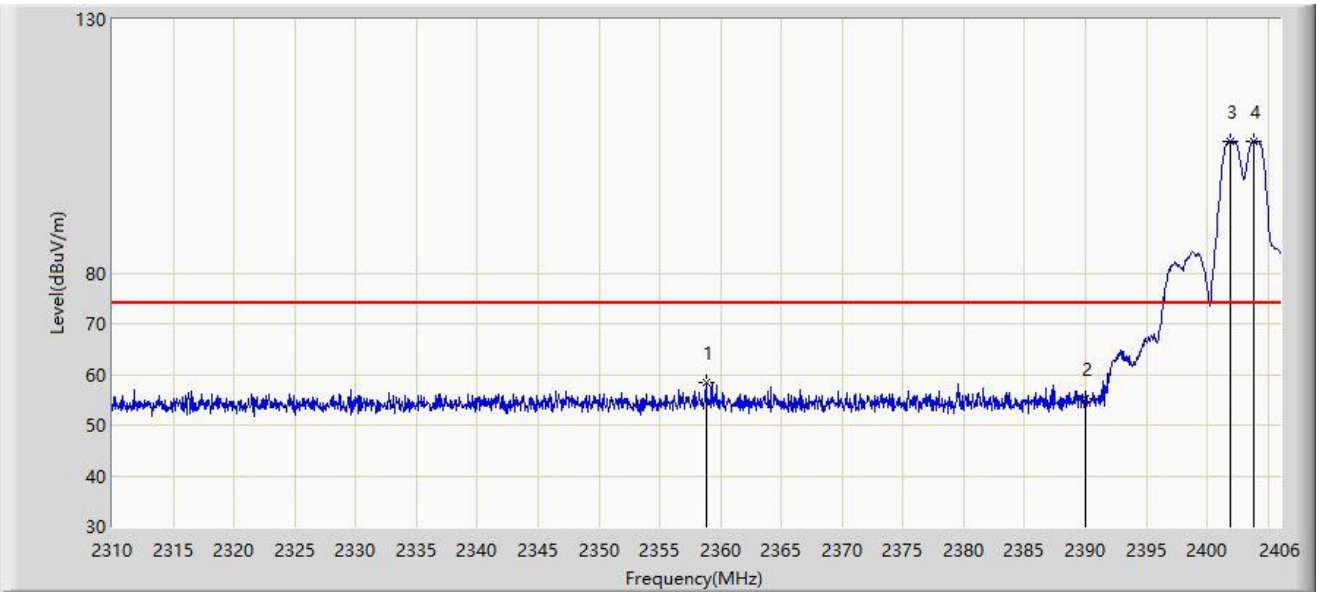

No	Mark	Frequency (MHz)	Measure Level (dBµV/m)	Reading Level (dBµV)	Margin (dB)	Limit (dBµV/m)	Factor (dB/m)	Type
1	*	2358.816	58.490	26.585	-15.510	74.000	31.905	PK
2		2390.000	55.361	23.338	-18.639	74.000	32.023	PK
3		2401.968	106.004	73.966	N/A	N/A	32.038	PK
4		2403.888	105.996	73.957	N/A	N/A	32.039	PK

Note 1: " * ", means this data is the worst emission level.

Note 2: Measure Level (dBµV/m) = Reading Level (dBµV) + Factor (dB/m).

Note 3: Factor (dB/m) = Cable Loss (dB) + Antenna Factor (dB/m).

Site: SIP-AC3	Test Date: 2024-06-07
Limit: FCC_2.4G_RE(3m)	Engineer: Justin Guo
Probe: HF907_102861_1-18GHz	Polarity: Vertical
EUT: ACCESS POINT	Power: AC 120V/60Hz
Test Mode: Transmit at Ant 2 - Filter 2# - 2402MHz Ant 4 - Filter 5# - 2404MHz	

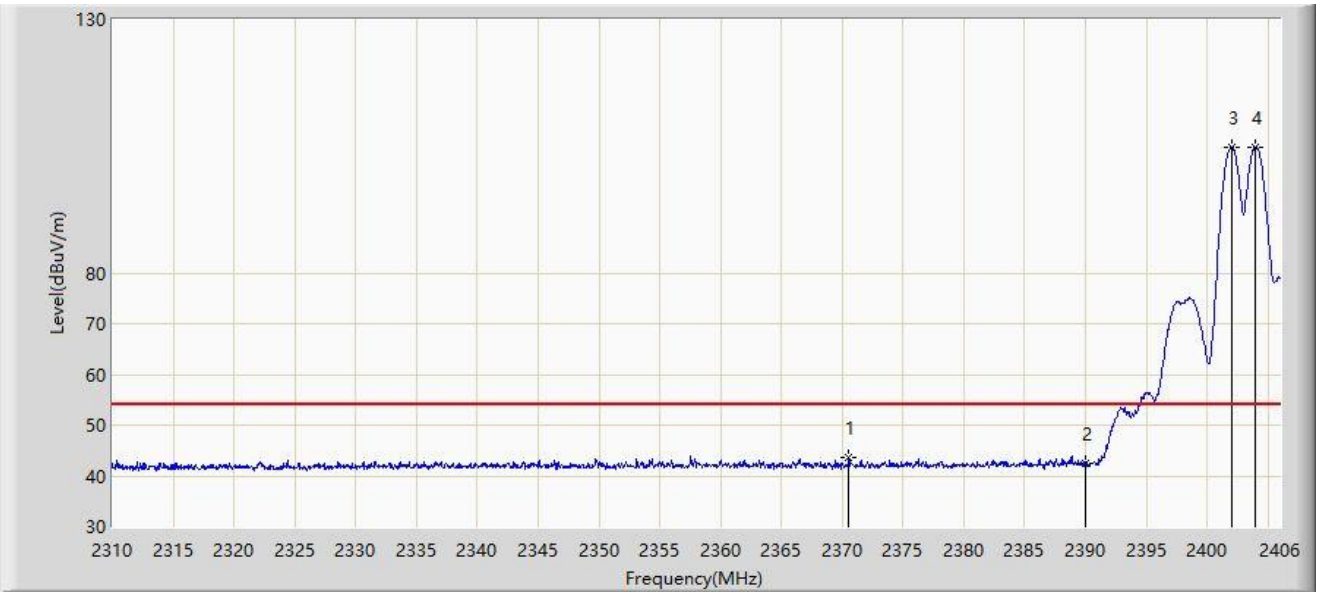

No	Mark	Frequency (MHz)	Measure Level (dBµV/m)	Reading Level (dBµV)	Margin (dB)	Limit (dBµV/m)	Factor (dB/m)	Type
1	*	2370.528	43.741	11.775	-10.259	54.000	31.967	AV
2		2390.000	42.345	10.322	-11.655	54.000	32.023	AV
3		2402.016	104.761	72.723	N/A	N/A	32.037	AV
4		2403.936	104.829	72.790	N/A	N/A	32.039	AV

Note 1: " * ", means this data is the worst emission level.

Note 2: Measure Level (dBµV/m) = Reading Level (dBµV) + Factor (dB/m).

Note 3: Factor (dB/m) = Cable Loss (dB) + Antenna Factor (dB/m).

Site: SIP-AC3	Test Date: 2024-06-07
Limit: FCC_2.4G_RE(3m)	Engineer: Justin Guo
Probe: HF907_102861_1-18GHz	Polarity: Horizontal
EUT: ACCESS POINT	Power: AC 120V/60Hz
Test Mode: Transmit at Ant 2 - Filter 3# - 2480MHz Ant 4 - Filter 5# - 2402MHz	

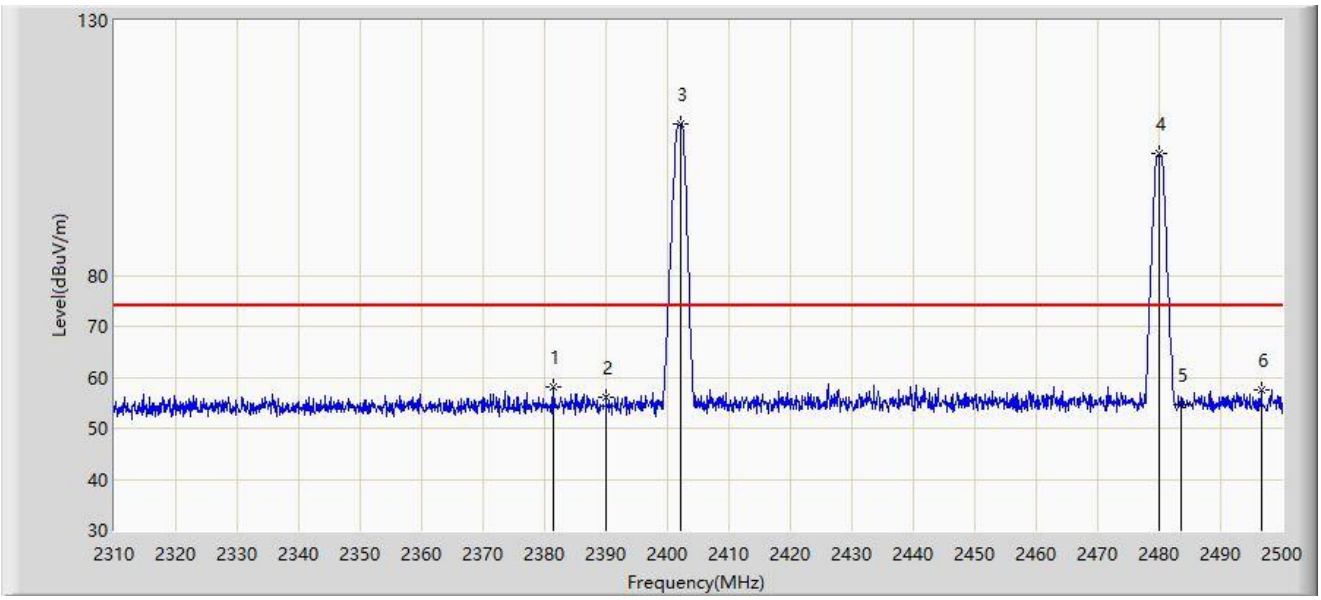

No	Mark	Frequency (MHz)	Measure Level (dBµV/m)	Reading Level (dBµV)	Margin (dB)	Limit (dBµV/m)	Factor (dB/m)	Type
1	*	2381.345	58.135	26.129	-15.865	74.000	32.006	PK
2		2390.000	56.222	24.199	-17.778	74.000	32.023	PK
3		2402.055	109.763	77.725	N/A	N/A	32.037	PK
4		2479.955	103.870	71.588	N/A	N/A	32.282	PK
5		2483.500	54.611	22.311	-19.389	74.000	32.300	PK
6		2496.675	57.510	25.140	-16.490	74.000	32.369	PK

Note 1: " * ", means this data is the worst emission level.

Note 2: Measure Level (dBµV/m) = Reading Level (dBµV) + Factor (dB/m).

Note 3: Factor (dB/m) = Cable Loss (dB) + Antenna Factor (dB/m).

Site: SIP-AC3	Test Date: 2024-06-07
Limit: FCC_2.4G_RE(3m)	Engineer: Justin Guo
Probe: HF907_102861_1-18GHz	Polarity: Horizontal
EUT: ACCESS POINT	Power: AC 120V/60Hz
Test Mode: Transmit at Ant 2 - Filter 3# - 2480MHz Ant 4 - Filter 5# - 2402MHz	

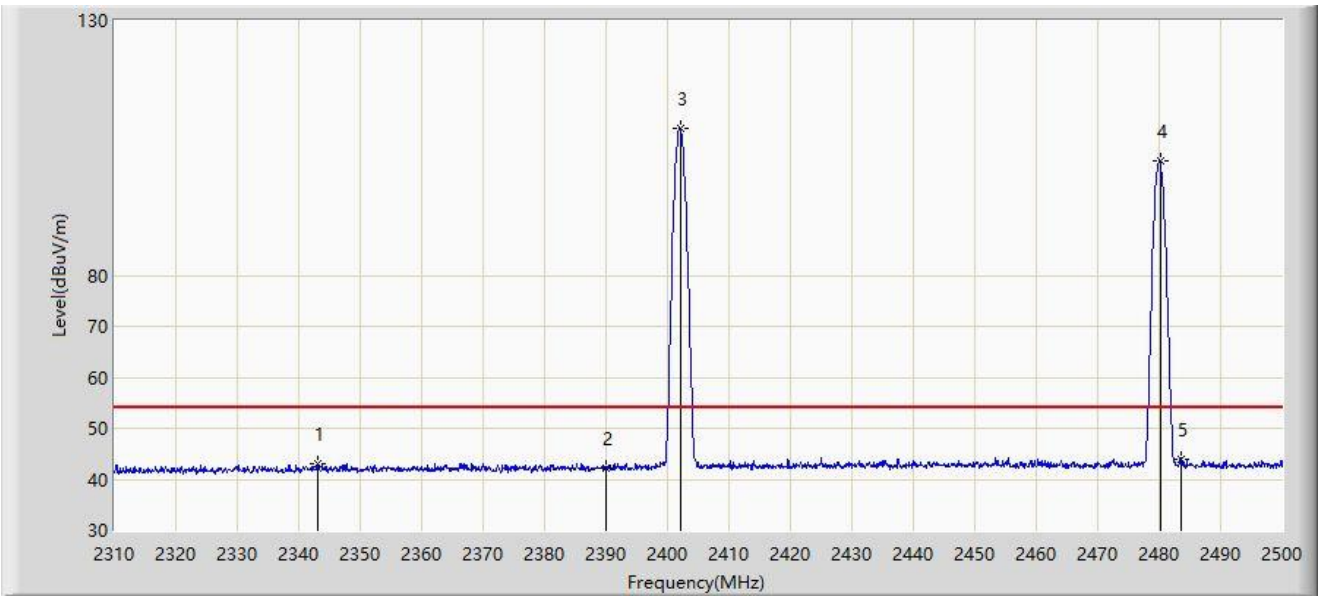

No	Mark	Frequency (MHz)	Measure Level (dBµV/m)	Reading Level (dBµV)	Margin (dB)	Limit (dBµV/m)	Factor (dB/m)	Type
1		2343.060	42.912	11.156	-11.088	54.000	31.755	AV
2		2390.000	42.261	10.238	-11.739	54.000	32.023	AV
3		2402.055	108.876	76.838	N/A	N/A	32.037	AV
4		2480.145	102.422	70.139	N/A	N/A	32.283	AV
5	*	2483.500	43.866	11.566	-10.134	54.000	32.300	AV

Note 1: " * ", means this data is the worst emission level.

Note 2: Measure Level (dBµV/m) = Reading Level (dBµV) + Factor (dB/m).

Note 3: Factor (dB/m) = Cable Loss (dB) + Antenna Factor (dB/m).

Site: SIP-AC3	Test Date: 2024-06-07
Limit: FCC_2.4G_RE(3m)	Engineer: Justin Guo
Probe: HF907_102861_1-18GHz	Polarity: Vertical
EUT: ACCESS POINT	Power: AC 120V/60Hz
Test Mode: Transmit at Ant 2 - Filter 3# - 2480MHz Ant 4 - Filter 5# - 2402MHz	

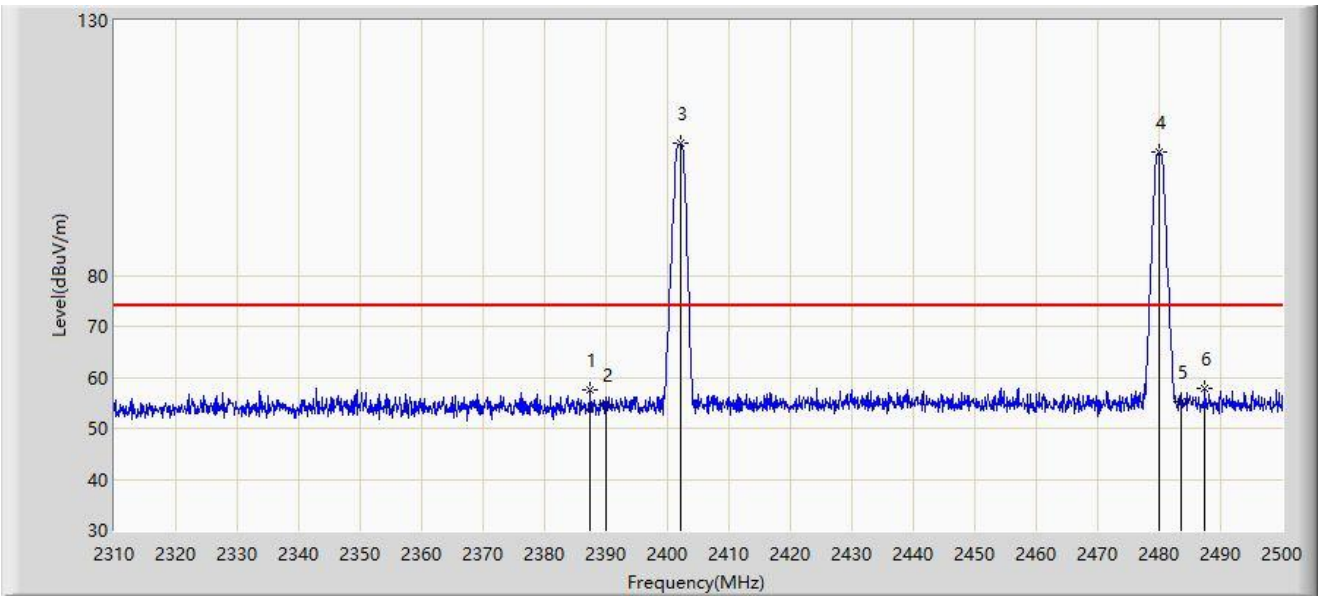

No	Mark	Frequency (MHz)	Measure Level (dBµV/m)	Reading Level (dBµV)	Margin (dB)	Limit (dBµV/m)	Factor (dB/m)	Type
1		2387.425	57.408	25.390	-16.592	74.000	32.018	PK
2		2390.000	54.774	22.751	-19.226	74.000	32.023	PK
3		2402.150	105.864	73.826	N/A	N/A	32.038	PK
4		2479.955	104.178	71.896	N/A	N/A	32.282	PK
5		2483.500	55.248	22.948	-18.752	74.000	32.300	PK
6	*	2487.460	57.877	25.556	-16.123	74.000	32.320	PK

Note 1: " * ", means this data is the worst emission level.

Note 2: Measure Level (dBµV/m) = Reading Level (dBµV) + Factor (dB/m).

Note 3: Factor (dB/m) = Cable Loss (dB) + Antenna Factor (dB/m).

Site: SIP-AC3	Test Date: 2024-06-07
Limit: FCC_2.4G_RE(3m)	Engineer: Justin Guo
Probe: HF907_102861_1-18GHz	Polarity: Vertical
EUT: ACCESS POINT	Power: AC 120V/60Hz
Test Mode: Transmit at Ant 2 - Filter 3# - 2480MHz Ant 4 - Filter 5# - 2402MHz	

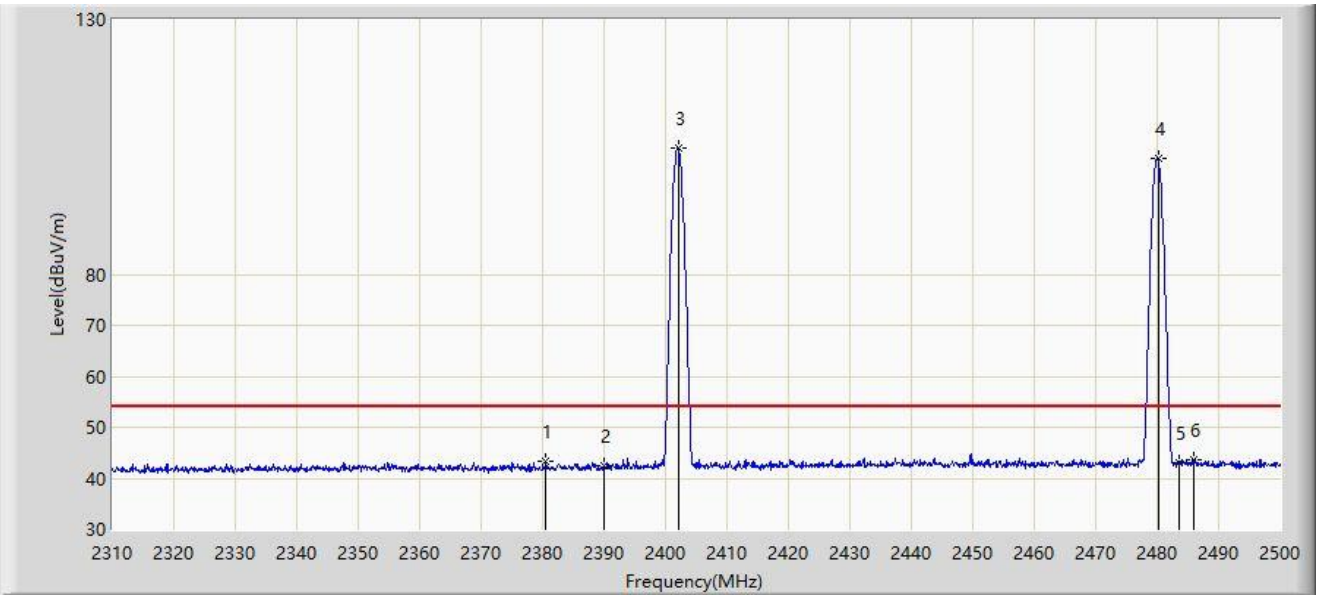

No	Mark	Frequency (MHz)	Measure Level (dBµV/m)	Reading Level (dBµV)	Margin (dB)	Limit (dBµV/m)	Factor (dB/m)	Type
1		2380.490	43.410	11.406	-10.590	54.000	32.004	AV
2		2390.000	42.384	10.361	-11.616	54.000	32.023	AV
3		2402.055	104.807	72.769	N/A	N/A	32.037	AV
4		2480.145	102.857	70.574	N/A	N/A	32.283	AV
5		2483.500	43.042	10.742	-10.958	54.000	32.300	AV
6	*	2485.845	43.681	11.369	-10.319	54.000	32.312	AV

Note 1: " * ", means this data is the worst emission level.

Note 2: Measure Level (dBµV/m) = Reading Level (dBµV) + Factor (dB/m).

Note 3: Factor (dB/m) = Cable Loss (dB) + Antenna Factor (dB/m).

Site: SIP-AC3	Test Date: 2024-06-07
Limit: FCC_2.4G_RE(3m)	Engineer: Justin Guo
Probe: HF907_102861_1-18GHz	Polarity: Horizontal
EUT: ACCESS POINT	Power: AC 120V/60Hz
Test Mode: Transmit at Ant 2 - Filter 2# - 2402MHz Ant 4 - Filter 6# - 2480MHz	

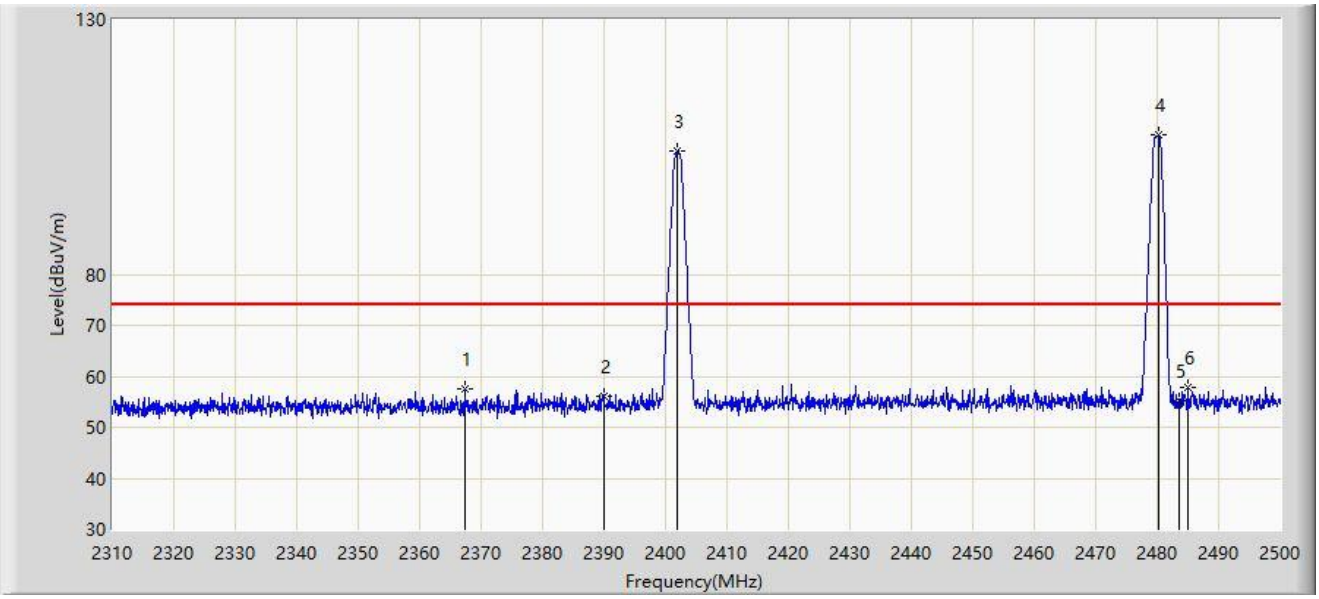

No	Mark	Frequency (MHz)	Measure Level (dBµV/m)	Reading Level (dBµV)	Margin (dB)	Limit (dBµV/m)	Factor (dB/m)	Type
1		2367.285	57.666	25.715	-16.334	74.000	31.951	PK
2		2390.000	56.102	24.079	-17.898	74.000	32.023	PK
3		2401.960	104.201	72.163	N/A	N/A	32.038	PK
4		2480.145	107.255	74.972	N/A	N/A	32.283	PK
5		2483.500	55.242	22.942	-18.758	74.000	32.300	PK
6	*	2485.085	57.798	25.490	-16.202	74.000	32.308	PK

Note 1: " * ", means this data is the worst emission level.

Note 2: Measure Level (dBµV/m) = Reading Level (dBµV) + Factor (dB/m).

Note 3: Factor (dB/m) = Cable Loss (dB) + Antenna Factor (dB/m).

Site: SIP-AC3	Test Date: 2024-06-07
Limit: FCC_2.4G_RE(3m)	Engineer: Justin Guo
Probe: HF907_102861_1-18GHz	Polarity: Horizontal
EUT: ACCESS POINT	Power: AC 120V/60Hz
Test Mode: Transmit at Ant 2 - Filter 2# - 2402MHz Ant 4 - Filter 6# - 2480MHz	

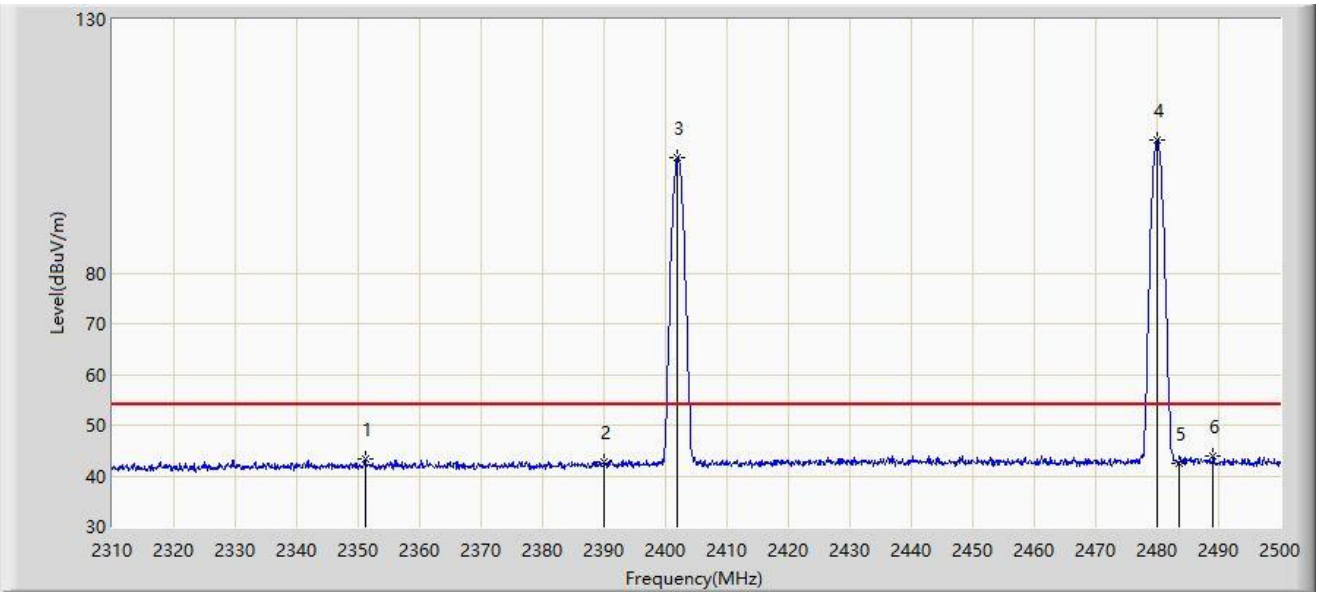

No	Mark	Frequency (MHz)	Measure Level (dBµV/m)	Reading Level (dBµV)	Margin (dB)	Limit (dBµV/m)	Factor (dB/m)	Type
1		2351.135	43.333	11.501	-10.667	54.000	31.832	AV
2		2390.000	42.821	10.798	-11.179	54.000	32.023	AV
3		2401.960	102.650	70.612	N/A	N/A	32.038	AV
4		2479.955	106.330	74.048	N/A	N/A	32.282	AV
5		2483.500	42.551	10.251	-11.449	54.000	32.300	AV
6	*	2489.075	43.952	11.623	-10.048	54.000	32.329	AV

Note 1: " * ", means this data is the worst emission level.

Note 2: Measure Level (dBµV/m) = Reading Level (dBµV) + Factor (dB/m).

Note 3: Factor (dB/m) = Cable Loss (dB) + Antenna Factor (dB/m).

Site: SIP-AC3	Test Date: 2024-06-07
Limit: FCC_2.4G_RE(3m)	Engineer: Justin Guo
Probe: HF907_102861_1-18GHz	Polarity: Vertical
EUT: ACCESS POINT	Power: AC 120V/60Hz
Test Mode: Transmit at Ant 2 - Filter 2# - 2402MHz Ant 4 - Filter 6# - 2480MHz	

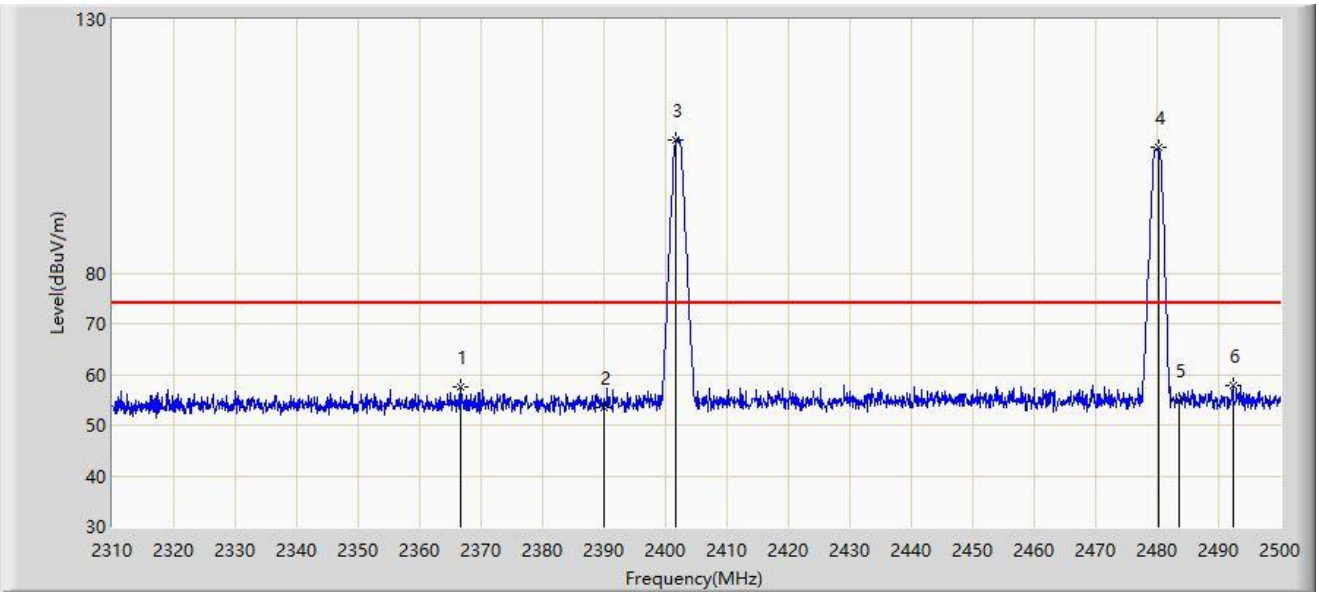

No	Mark	Frequency (MHz)	Measure Level (dBµV/m)	Reading Level (dBµV)	Margin (dB)	Limit (dBµV/m)	Factor (dB/m)	Type
1		2366.620	57.445	25.497	-16.555	74.000	31.948	PK
2		2390.000	53.483	21.460	-20.517	74.000	32.023	PK
3		2401.770	106.331	74.294	N/A	N/A	32.037	PK
4		2480.145	104.702	72.419	N/A	N/A	32.283	PK
5		2483.500	54.868	22.568	-19.132	74.000	32.300	PK
6	*	2492.305	57.821	25.475	-16.179	74.000	32.346	PK

Note 1: " * ", means this data is the worst emission level.

Note 2: Measure Level (dBµV/m) = Reading Level (dBµV) + Factor (dB/m).

Note 3: Factor (dB/m) = Cable Loss (dB) + Antenna Factor (dB/m).

Site: SIP-AC3	Test Date: 2024-06-07
Limit: FCC_2.4G_RE(3m)	Engineer: Justin Guo
Probe: HF907_102861_1-18GHz	Polarity: Vertical
EUT: ACCESS POINT	Power: AC 120V/60Hz
Test Mode: Transmit at Ant 2 - Filter 2# - 2402MHz Ant 4 - Filter 6# - 2480MHz	

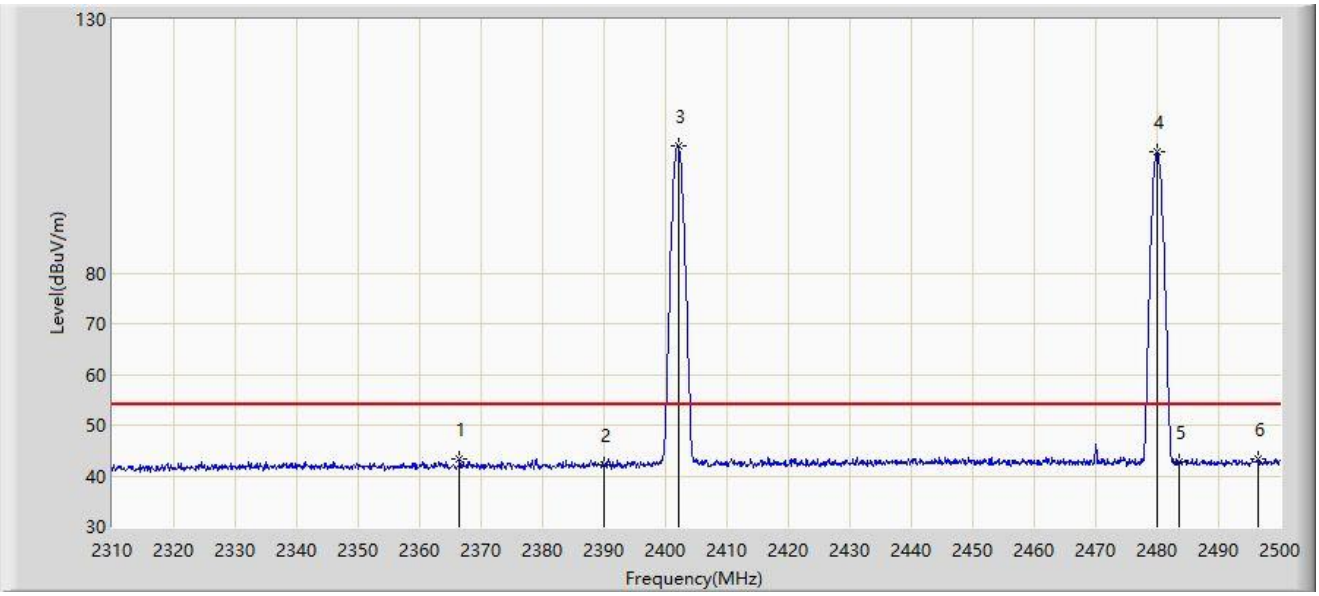

No	Mark	Frequency (MHz)	Measure Level (dBµV/m)	Reading Level (dBµV)	Margin (dB)	Limit (dBµV/m)	Factor (dB/m)	Type
1		2366.525	43.239	11.292	-10.761	54.000	31.948	AV
2		2390.000	42.080	10.057	-11.920	54.000	32.023	AV
3		2402.055	105.142	73.104	N/A	N/A	32.037	AV
4		2479.955	103.804	71.522	N/A	N/A	32.282	AV
5		2483.500	42.617	10.317	-11.383	54.000	32.300	AV
6	*	2496.390	43.466	11.098	-10.534	54.000	32.368	AV

Note 1: " * ", means this data is the worst emission level.

Note 2: Measure Level (dBµV/m) = Reading Level (dBµV) + Factor (dB/m).

Note 3: Factor (dB/m) = Cable Loss (dB) + Antenna Factor (dB/m).

Mode 4 – Different power value of two radios:

Site: SIP-AC3	Test Date: 2024-05-17
Limit: FCC_2.4G_RE(3m)	Engineer: Barry Wu
Probe: HF907_102861_1-18GHz	Polarity: Horizontal
EUT: ACCESS POINT	Power: AC 120V/60Hz
Test Mode: Transmit at Ant 2 - Filter 1# - 2468MHz and Ant 4 - Filter 4# - 2474MHz	

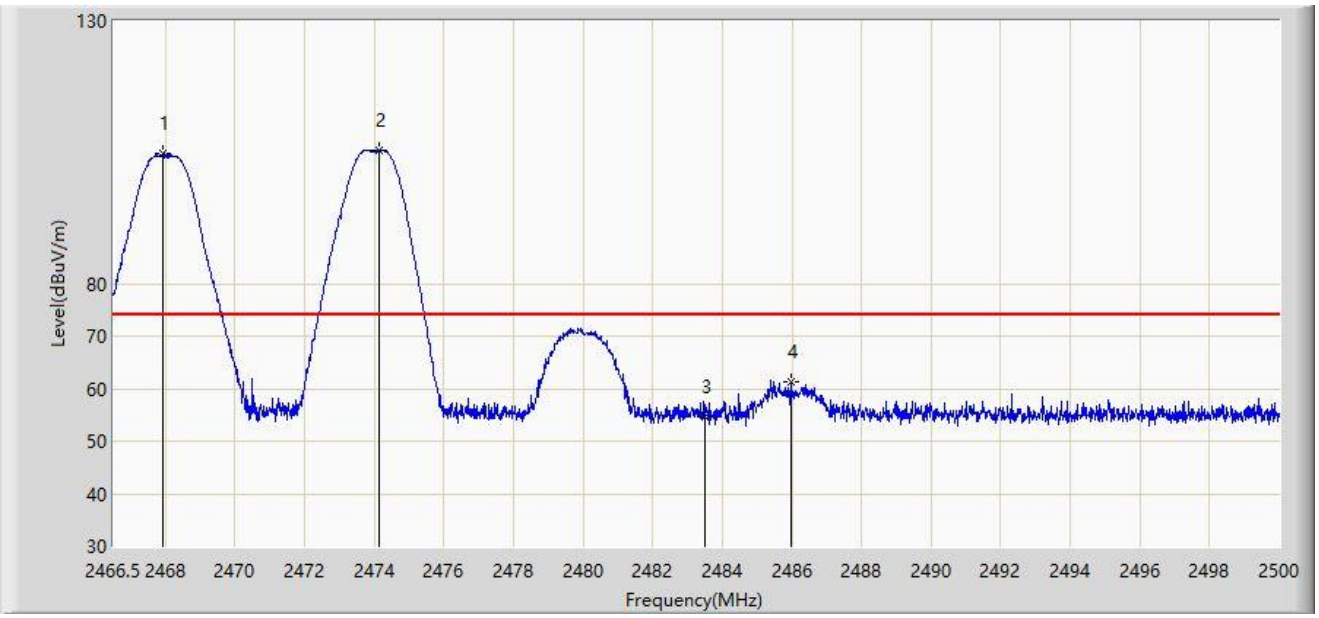

No	Mark	Frequency (MHz)	Measure Level (dBμV/m)	Reading Level (dBμV)	Margin (dB)	Limit (dBμV/m)	Factor (dB/m)	Type
1		2467.940	104.723	72.486	N/A	N/A	32.237	PK
2		2474.155	105.403	73.143	N/A	N/A	32.260	PK
3		2483.500	54.637	22.337	-19.363	74.000	32.300	PK
4	*	2485.963	61.420	29.107	-12.580	74.000	32.313	PK

Note 1: " * ", means this data is the worst emission level.

Note 2: Measure Level (dBμV/m) = Reading Level (dBμV) + Factor (dB/m).

Note 3: Factor (dB/m) = Cable Loss (dB) + Antenna Factor (dB/m).

Site: SIP-AC3	Test Date: 2024-05-17
Limit: FCC_2.4G_RE(3m)	Engineer: Barry Wu
Probe: HF907_102861_1-18GHz	Polarity: Horizontal
EUT: ACCESS POINT	Power: AC 120V/60Hz
Test Mode: Transmit at Ant 2 - Filter 1# - 2468MHz and Ant 4 - Filter 4# - 2474MHz	

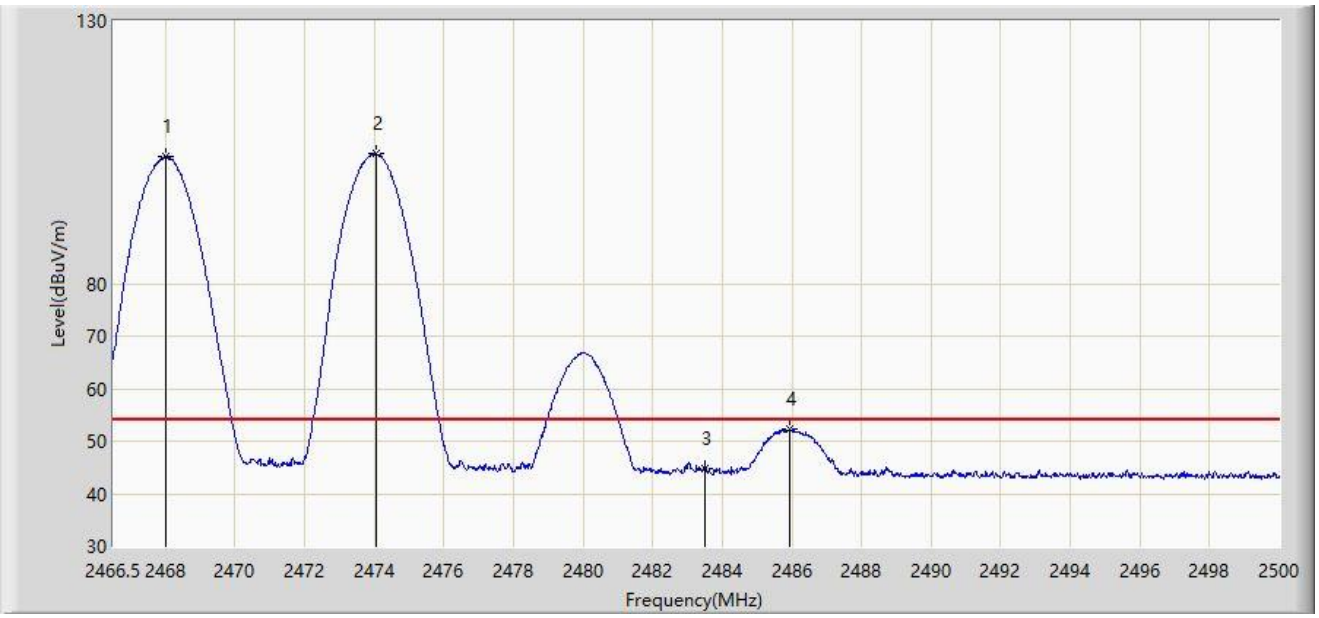

No	Mark	Frequency (MHz)	Measure Level (dBμV/m)	Reading Level (dBμV)	Margin (dB)	Limit (dBμV/m)	Factor (dB/m)	Type
1		2467.991	104.098	71.861	N/A	N/A	32.237	AV
2		2474.038	104.691	72.432	N/A	N/A	32.260	AV
3		2483.500	44.858	12.558	-9.142	54.000	32.300	AV
4	*	2485.930	52.199	19.886	-1.801	54.000	32.313	AV

Note 1: " * ", means this data is the worst emission level.

Note 2: Measure Level (dBμV/m) = Reading Level (dBμV) + Factor (dB/m).

Note 3: Factor (dB/m) = Cable Loss (dB) + Antenna Factor (dB/m).

Site: SIP-AC3	Test Date: 2024-05-17
Limit: FCC_2.4G_RE(3m)	Engineer: Barry Wu
Probe: HF907_102861_1-18GHz	Polarity: Vertical
EUT: ACCESS POINT	Power: AC 120V/60Hz
Test Mode: Transmit at Ant 2 - Filter 1# - 2468MHz and Ant 4 - Filter 4# - 2474MHz	

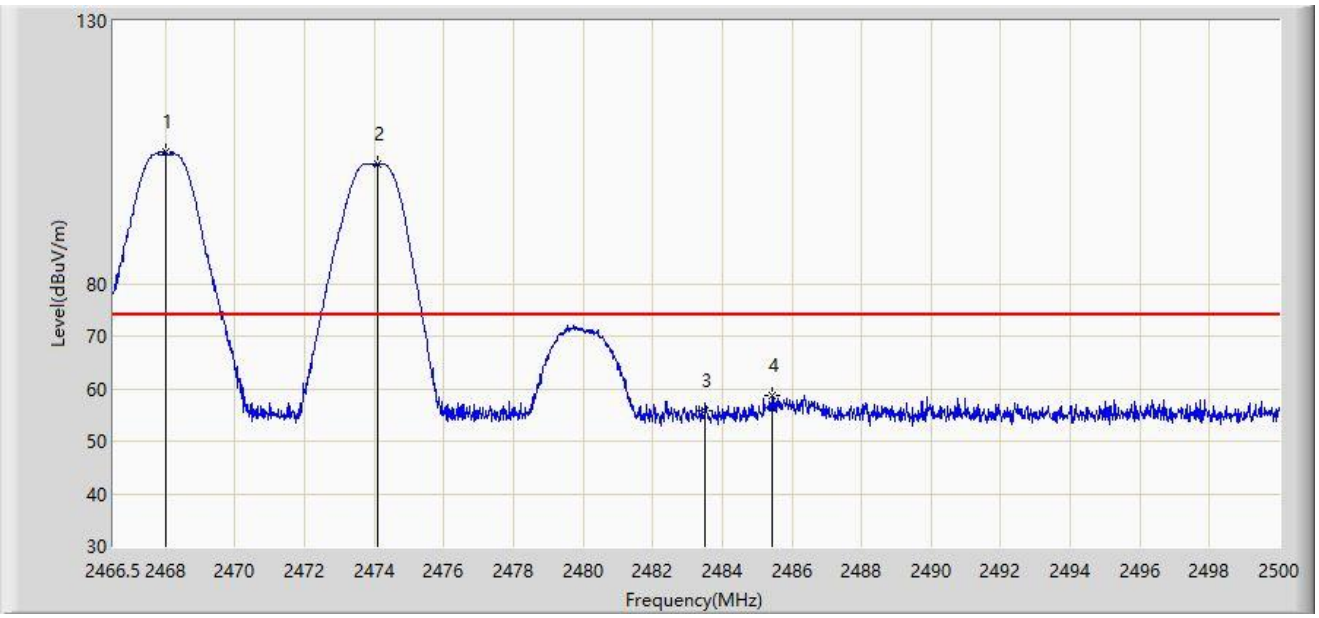

No	Mark	Frequency (MHz)	Measure Level (dBμV/m)	Reading Level (dBμV)	Margin (dB)	Limit (dBμV/m)	Factor (dB/m)	Type
1		2468.008	105.184	72.946	N/A	N/A	32.237	PK
2		2474.088	102.860	70.601	N/A	N/A	32.260	PK
3		2483.500	55.916	23.616	-18.084	74.000	32.300	PK
4	*	2485.427	58.750	26.440	-15.250	74.000	32.310	PK

Note 1: " * ", means this data is the worst emission level.

Note 2: Measure Level (dBμV/m) = Reading Level (dBμV) + Factor (dB/m).

Note 3: Factor (dB/m) = Cable Loss (dB) + Antenna Factor (dB/m).

Site: SIP-AC3	Test Date: 2024-05-17
Limit: FCC_2.4G_RE(3m)	Engineer: Barry Wu
Probe: HF907_102861_1-18GHz	Polarity: Vertical
EUT: ACCESS POINT	Power: AC 120V/60Hz
Test Mode: Transmit at Ant 2 - Filter 1# - 2468MHz and Ant 4 - Filter 4# - 2474MHz	

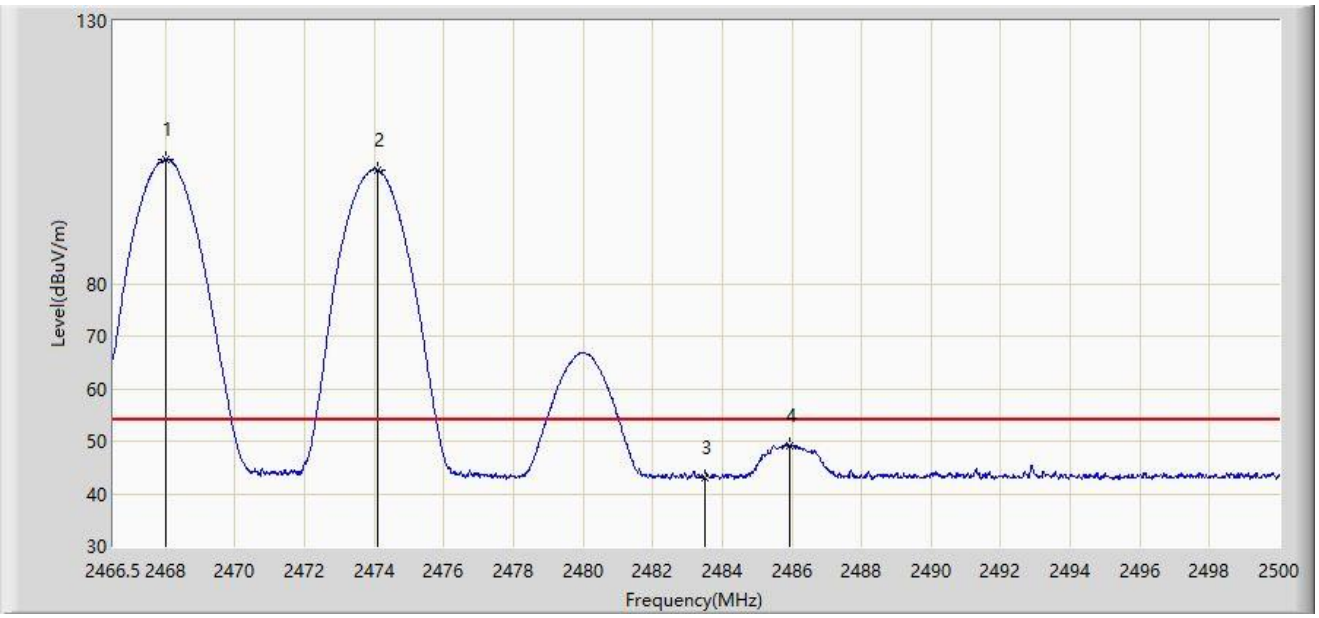

No	Mark	Frequency (MHz)	Measure Level (dBμV/m)	Reading Level (dBμV)	Margin (dB)	Limit (dBμV/m)	Factor (dB/m)	Type
1		2467.991	103.554	71.317	N/A	N/A	32.237	AV
2		2474.088	101.697	69.438	N/A	N/A	32.260	AV
3		2483.500	43.077	10.777	-10.923	54.000	32.300	AV
4	*	2485.930	49.206	16.893	-4.794	54.000	32.313	AV

Note 1: " * ", means this data is the worst emission level.

Note 2: Measure Level (dBμV/m) = Reading Level (dBμV) + Factor (dB/m).

Note 3: Factor (dB/m) = Cable Loss (dB) + Antenna Factor (dB/m).

Site: SIP-AC3	Test Date: 2024-05-17
Limit: FCC_2.4G_RE(3m)	Engineer: Barry Wu
Probe: HF907_102861_1-18GHz	Polarity: Horizontal
EUT: ACCESS POINT	Power: AC 120V/60Hz
Test Mode: Transmit at Ant 2 - Filter 1# - 2468MHz and Ant 4 - Filter 4# - 2476MHz	

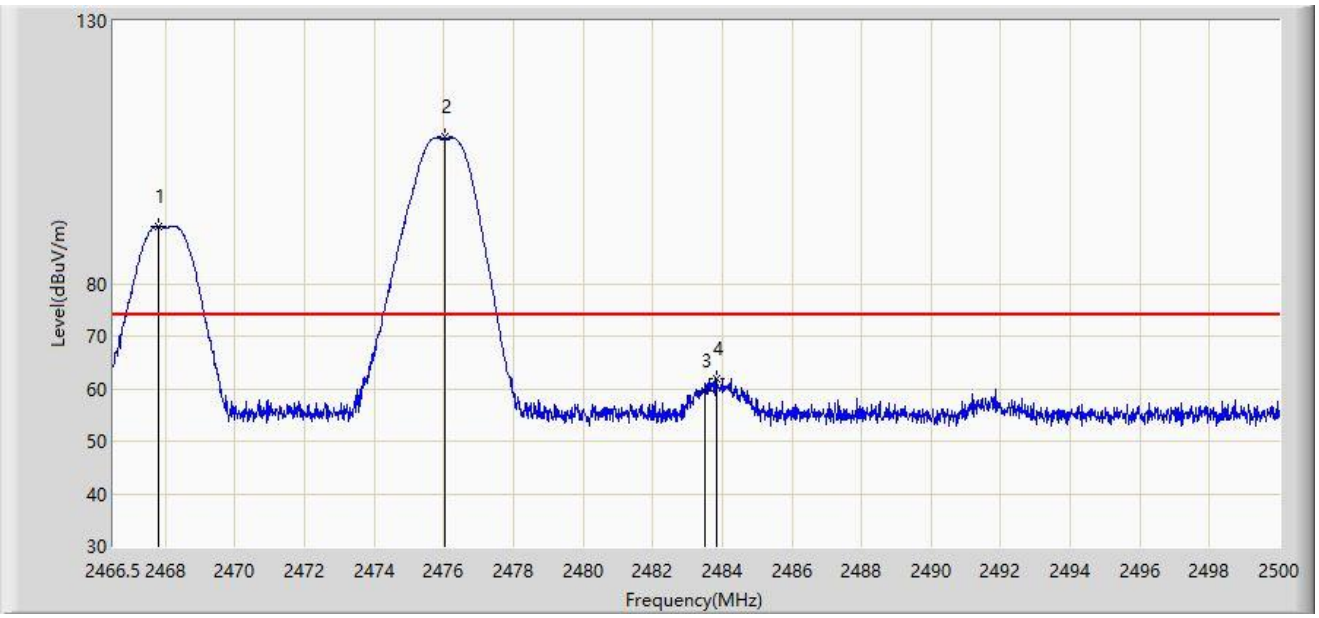

No	Mark	Frequency (MHz)	Measure Level (dBμV/m)	Reading Level (dBμV)	Margin (dB)	Limit (dBμV/m)	Factor (dB/m)	Type
1		2467.790	90.886	58.649	N/A	N/A	32.237	PK
2		2476.031	107.841	75.575	N/A	N/A	32.267	PK
3		2483.500	59.622	27.322	-14.378	74.000	32.300	PK
4	*	2483.836	61.746	29.444	-12.254	74.000	32.302	PK

Note 1: " * ", means this data is the worst emission level.

Note 2: Measure Level (dBμV/m) = Reading Level (dBμV) + Factor (dB/m).

Note 3: Factor (dB/m) = Cable Loss (dB) + Antenna Factor (dB/m).

Site: SIP-AC3	Test Date: 2024-05-17
Limit: FCC_2.4G_RE(3m)	Engineer: Barry Wu
Probe: HF907_102861_1-18GHz	Polarity: Horizontal
EUT: ACCESS POINT	Power: AC 120V/60Hz
Test Mode: Transmit at Ant 2 - Filter 1# - 2468MHz and Ant 4 - Filter 4# - 2476MHz	

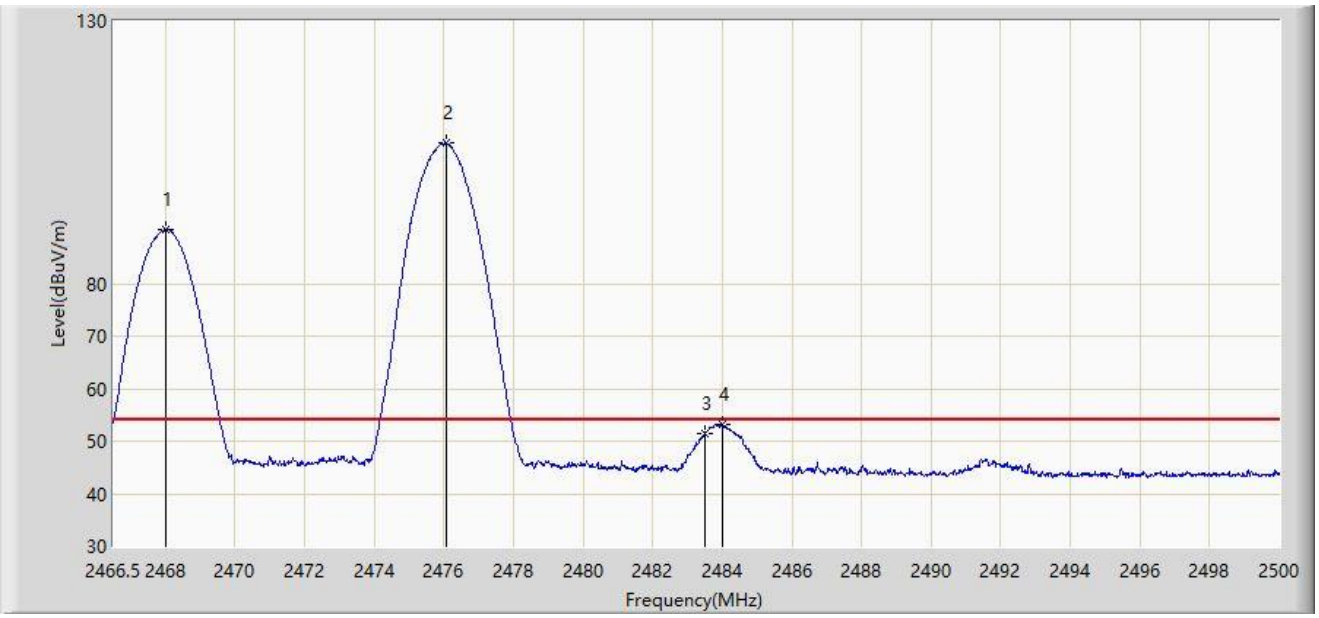

No	Mark	Frequency (MHz)	Measure Level (dBμV/m)	Reading Level (dBμV)	Margin (dB)	Limit (dBμV/m)	Factor (dB/m)	Type
1		2467.991	90.250	58.013	N/A	N/A	32.237	AV
2		2476.064	106.677	74.411	N/A	N/A	32.267	AV
3		2483.500	51.501	19.201	-2.499	54.000	32.300	AV
4	*	2483.987	53.209	20.906	-0.791	54.000	32.303	AV

Note 1: " * ", means this data is the worst emission level.

Note 2: Measure Level (dBμV/m) = Reading Level (dBμV) + Factor (dB/m).

Note 3: Factor (dB/m) = Cable Loss (dB) + Antenna Factor (dB/m).

Site: SIP-AC3	Test Date: 2024-05-17
Limit: FCC_2.4G_RE(3m)	Engineer: Barry Wu
Probe: HF907_102861_1-18GHz	Polarity: Vertical
EUT: ACCESS POINT	Power: AC 120V/60Hz
Test Mode: Transmit at Ant 2 - Filter 1# - 2468MHz and Ant 4 - Filter 4# - 2476MHz	

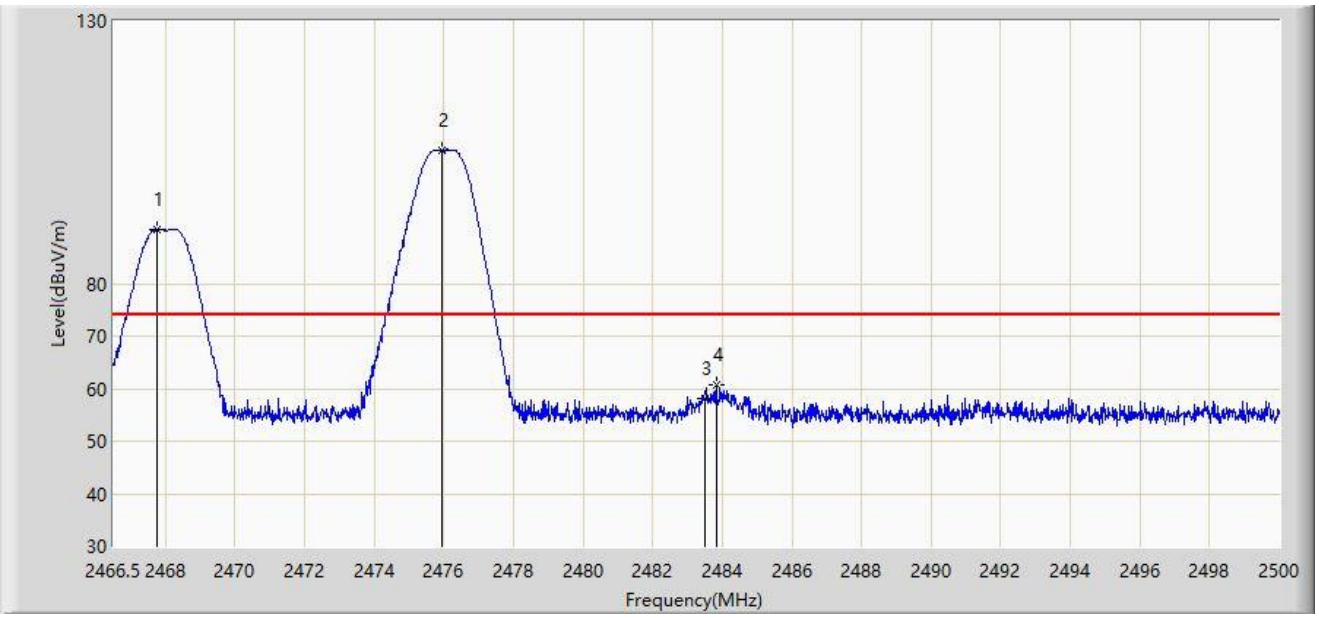

No	Mark	Frequency (MHz)	Measure Level (dBμV/m)	Reading Level (dBμV)	Margin (dB)	Limit (dBμV/m)	Factor (dB/m)	Type
1		2467.773	90.411	58.174	N/A	N/A	32.237	PK
2		2475.930	105.340	73.074	N/A	N/A	32.266	PK
3		2483.500	58.223	25.923	-15.777	74.000	32.300	PK
4	*	2483.820	60.609	28.307	-13.391	74.000	32.302	PK

Note 1: " * ", means this data is the worst emission level.

Note 2: Measure Level (dBμV/m) = Reading Level (dBμV) + Factor (dB/m).

Note 3: Factor (dB/m) = Cable Loss (dB) + Antenna Factor (dB/m).

Site: SIP-AC3	Test Date: 2024-05-17
Limit: FCC_2.4G_RE(3m)	Engineer: Barry Wu
Probe: HF907_102861_1-18GHz	Polarity: Vertical
EUT: ACCESS POINT	Power: AC 120V/60Hz
Test Mode: Transmit at Ant 2 - Filter 1# - 2468MHz and Ant 4 - Filter 4# - 2476MHz	

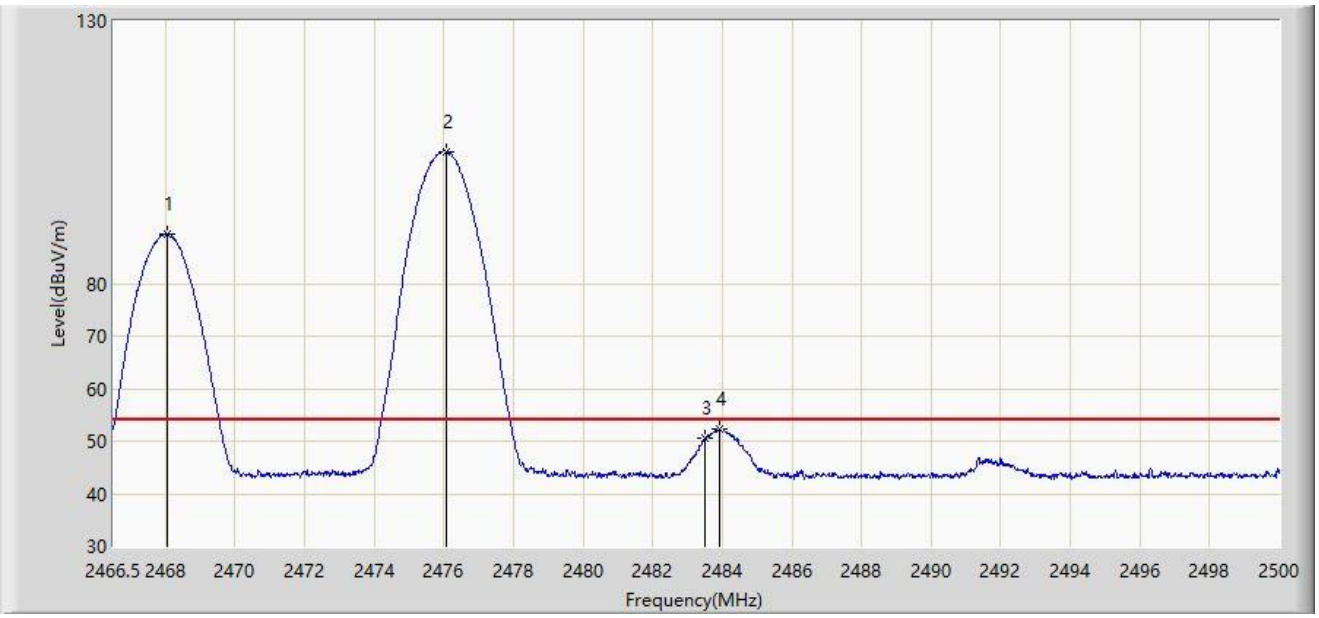

No	Mark	Frequency (MHz)	Measure Level (dBμV/m)	Reading Level (dBμV)	Margin (dB)	Limit (dBμV/m)	Factor (dB/m)	Type
1		2468.041	89.562	57.324	N/A	N/A	32.237	AV
2		2476.064	105.092	72.826	N/A	N/A	32.267	AV
3		2483.500	50.519	18.219	-3.481	54.000	32.300	AV
4	*	2483.937	52.217	19.914	-1.783	54.000	32.303	AV

Note 1: " * ", means this data is the worst emission level.

Note 2: Measure Level (dBμV/m) = Reading Level (dBμV) + Factor (dB/m).

Note 3: Factor (dB/m) = Cable Loss (dB) + Antenna Factor (dB/m).

Site: SIP-AC3	Test Date: 2024-05-17
Limit: FCC_2.4G_RE(3m)	Engineer: Barry Wu
Probe: HF907_102861_1-18GHz	Polarity: Horizontal
EUT: ACCESS POINT	Power: AC 120V/60Hz
Test Mode: Transmit at Ant 2 - Filter 1# - 2468MHz and Ant 4 - Filter 4# - 2478MHz	

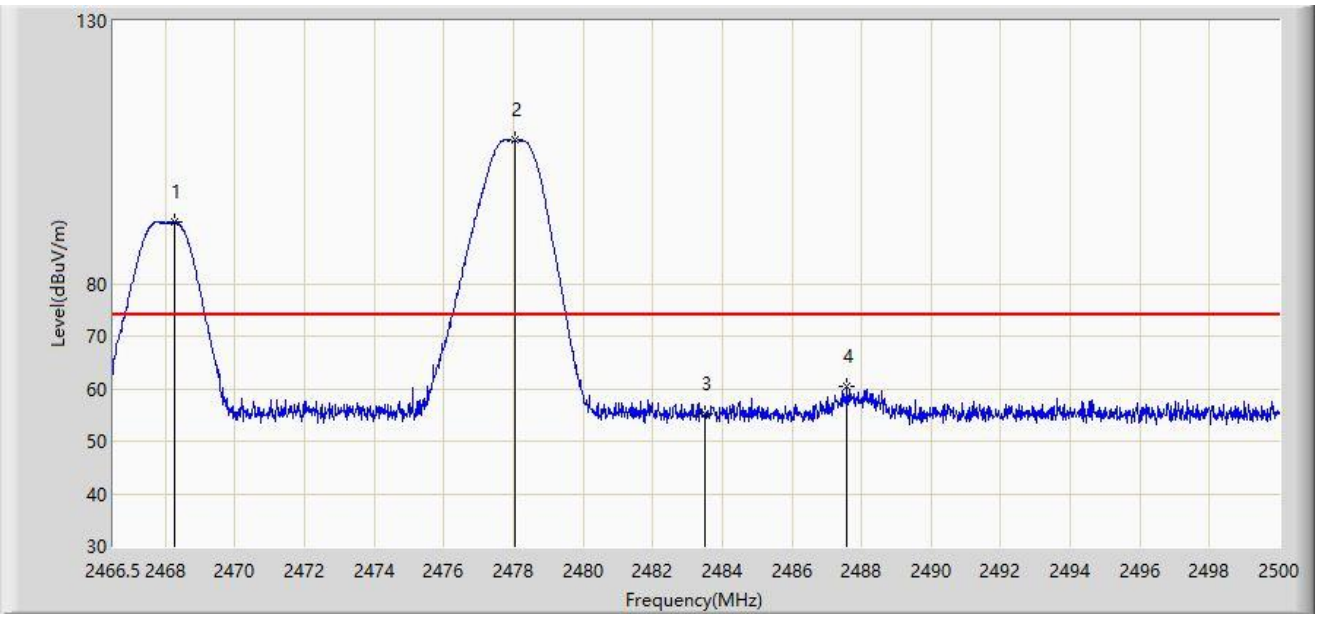

No	Mark	Frequency (MHz)	Measure Level (dBμV/m)	Reading Level (dBμV)	Margin (dB)	Limit (dBμV/m)	Factor (dB/m)	Type
1		2468.259	91.661	59.423	N/A	N/A	32.238	PK
2		2478.024	107.376	75.103	N/A	N/A	32.274	PK
3		2483.500	55.126	22.826	-18.874	74.000	32.300	PK
4	*	2487.588	60.293	27.972	-13.707	74.000	32.322	PK

Note 1: " * ", means this data is the worst emission level.

Note 2: Measure Level (dBμV/m) = Reading Level (dBμV) + Factor (dB/m).

Note 3: Factor (dB/m) = Cable Loss (dB) + Antenna Factor (dB/m).

Site: SIP-AC3	Test Date: 2024-05-17
Limit: FCC_2.4G_RE(3m)	Engineer: Barry Wu
Probe: HF907_102861_1-18GHz	Polarity: Horizontal
EUT: ACCESS POINT	Power: AC 120V/60Hz
Test Mode: Transmit at Ant 2 - Filter 1# - 2468MHz and Ant 4 - Filter 4# - 2478MHz	

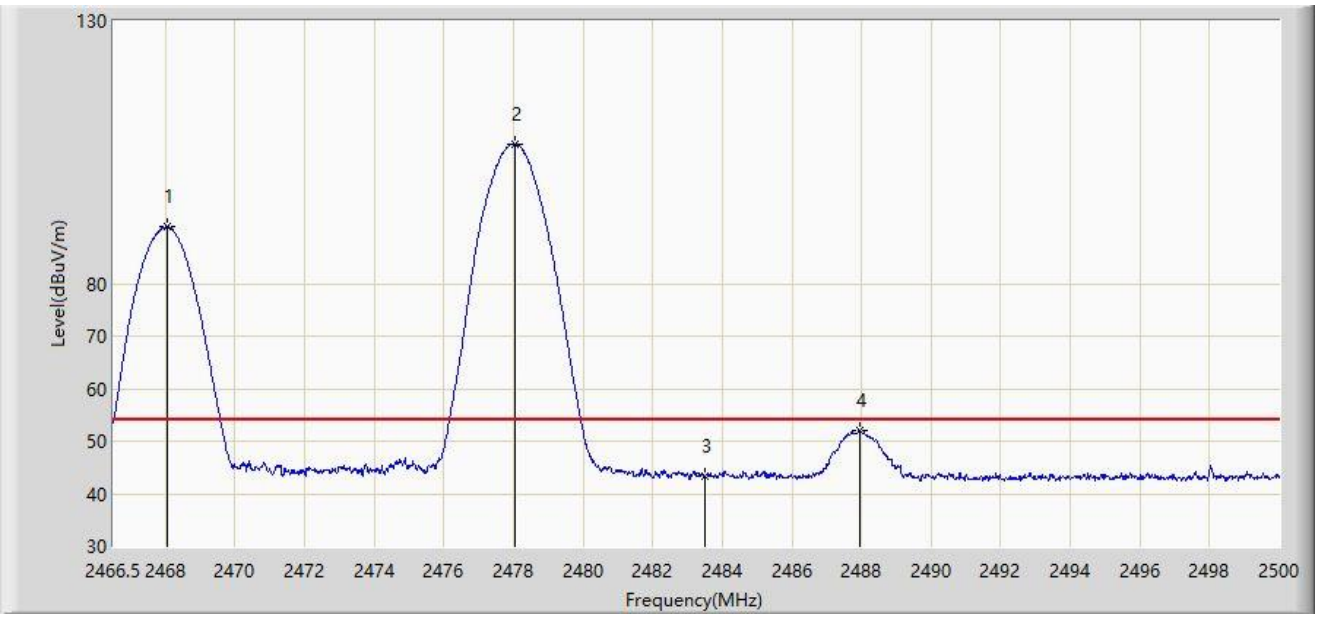

No	Mark	Frequency (MHz)	Measure Level (dBμV/m)	Reading Level (dBμV)	Margin (dB)	Limit (dBμV/m)	Factor (dB/m)	Type
1		2468.041	90.772	58.534	N/A	N/A	32.237	AV
2		2478.041	106.595	74.321	N/A	N/A	32.274	AV
3		2483.500	43.326	11.026	-10.674	54.000	32.300	AV
4	*	2487.940	52.076	19.753	-1.924	54.000	32.324	AV

Note 1: " * ", means this data is the worst emission level.

Note 2: Measure Level (dBμV/m) = Reading Level (dBμV) + Factor (dB/m).

Note 3: Factor (dB/m) = Cable Loss (dB) + Antenna Factor (dB/m).

Site: SIP-AC3	Test Date: 2024-05-17
Limit: FCC_2.4G_RE(3m)	Engineer: Barry Wu
Probe: HF907_102861_1-18GHz	Polarity: Vertical
EUT: ACCESS POINT	Power: AC 120V/60Hz
Test Mode: Transmit at Ant 2 - Filter 1# - 2468MHz and Ant 4 - Filter 4# - 2478MHz	

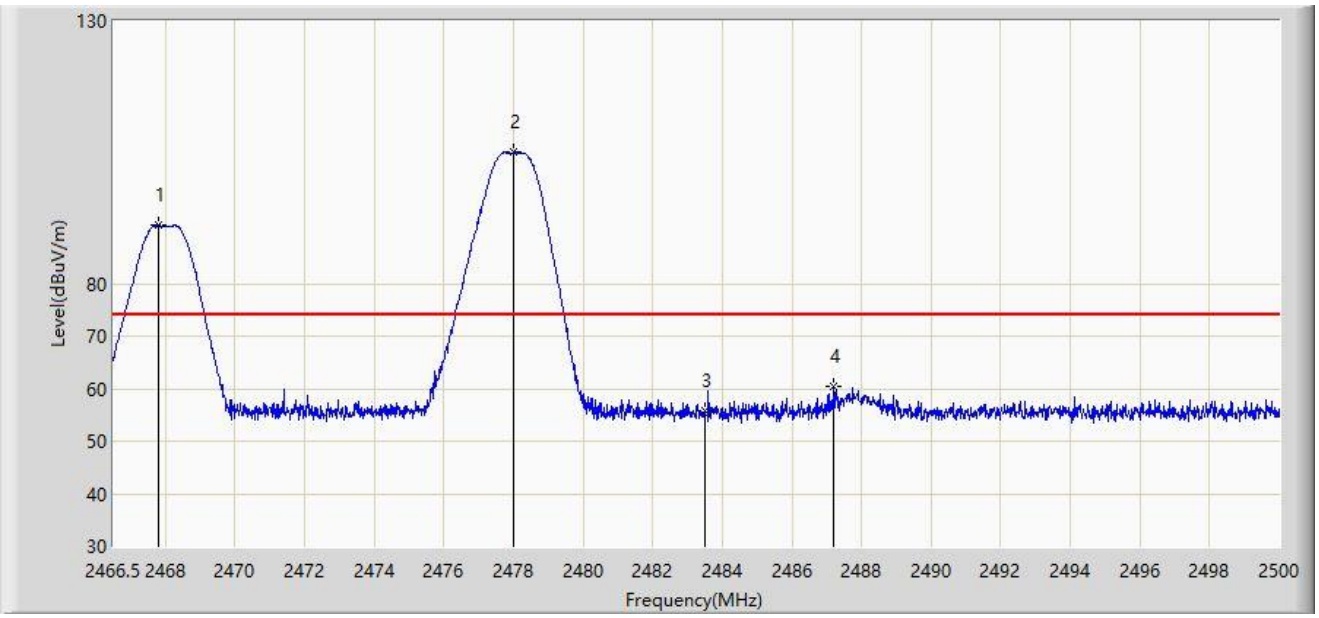

No	Mark	Frequency (MHz)	Measure Level (dBμV/m)	Reading Level (dBμV)	Margin (dB)	Limit (dBμV/m)	Factor (dB/m)	Type
1		2467.790	91.105	58.868	N/A	N/A	32.237	PK
2		2478.007	105.023	72.750	N/A	N/A	32.274	PK
3		2483.500	55.805	23.505	-18.195	74.000	32.300	PK
4	*	2487.203	60.302	27.983	-13.698	74.000	32.319	PK

Note 1: " * ", means this data is the worst emission level.

Note 2: Measure Level (dBμV/m) = Reading Level (dBμV) + Factor (dB/m).

Note 3: Factor (dB/m) = Cable Loss (dB) + Antenna Factor (dB/m).

Site: SIP-AC3	Test Date: 2024-05-17
Limit: FCC_2.4G_RE(3m)	Engineer: Barry Wu
Probe: HF907_102861_1-18GHz	Polarity: Vertical
EUT: ACCESS POINT	Power: AC 120V/60Hz
Test Mode: Transmit at Ant 2 - Filter 1# - 2468MHz and Ant 4 - Filter 4# - 2478MHz	

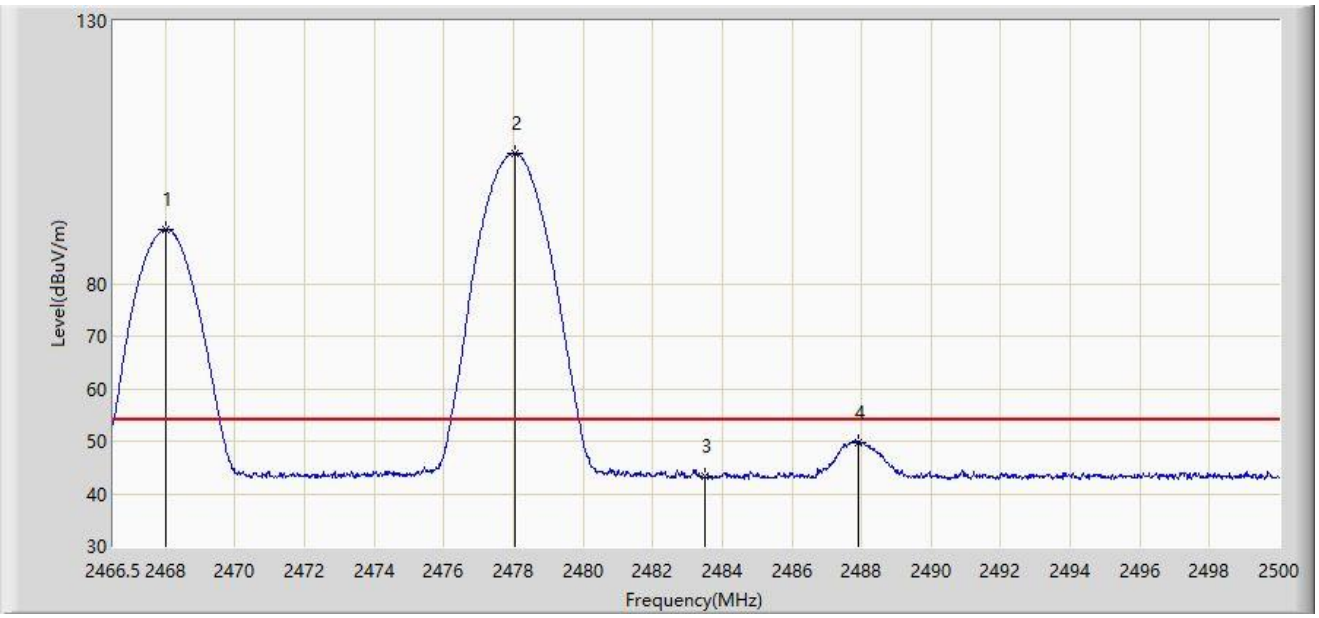

No	Mark	Frequency (MHz)	Measure Level (dBμV/m)	Reading Level (dBμV)	Margin (dB)	Limit (dBμV/m)	Factor (dB/m)	Type
1		2467.991	90.315	58.078	N/A	N/A	32.237	AV
2		2478.041	104.884	72.610	N/A	N/A	32.274	AV
3		2483.500	43.406	11.106	-10.594	54.000	32.300	AV
4	*	2487.890	49.800	17.477	-4.200	54.000	32.323	AV

Note 1: " * ", means this data is the worst emission level.

Note 2: Measure Level (dBμV/m) = Reading Level (dBμV) + Factor (dB/m).

Note 3: Factor (dB/m) = Cable Loss (dB) + Antenna Factor (dB/m).

Site: SIP-AC3	Test Date: 2024-05-17
Limit: FCC_2.4G_RE(3m)	Engineer: Barry Wu
Probe: HF907_102861_1-18GHz	Polarity: Horizontal
EUT: ACCESS POINT	Power: AC 120V/60Hz
Test Mode: Transmit at Ant 2 - Filter 1# - 2468MHz and Ant 4 - Filter 4# - 2480MHz	

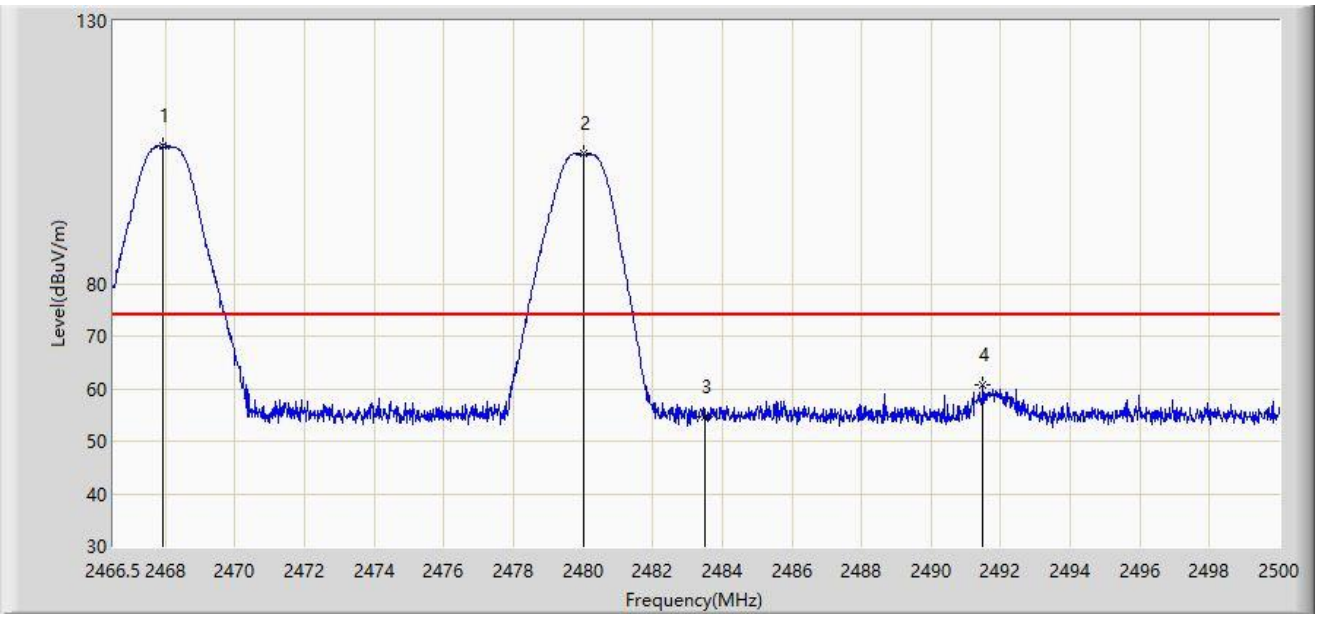

No	Mark	Frequency (MHz)	Measure Level (dBμV/m)	Reading Level (dBμV)	Margin (dB)	Limit (dBμV/m)	Factor (dB/m)	Type
1		2467.924	106.326	74.089	N/A	N/A	32.237	PK
2		2480.000	104.699	72.417	N/A	N/A	32.282	PK
3		2483.500	54.641	22.341	-19.359	74.000	32.300	PK
4	*	2491.491	60.683	28.341	-13.317	74.000	32.341	PK

Note 1: " * ", means this data is the worst emission level.

Note 2: Measure Level (dBμV/m) = Reading Level (dBμV) + Factor (dB/m).

Note 3: Factor (dB/m) = Cable Loss (dB) + Antenna Factor (dB/m).

Site: SIP-AC3	Test Date: 2024-05-17
Limit: FCC_2.4G_RE(3m)	Engineer: Barry Wu
Probe: HF907_102861_1-18GHz	Polarity: Horizontal
EUT: ACCESS POINT	Power: AC 120V/60Hz
Test Mode: Transmit at Ant 2 - Filter 1# - 2468MHz and Ant 4 - Filter 4# - 2480MHz	

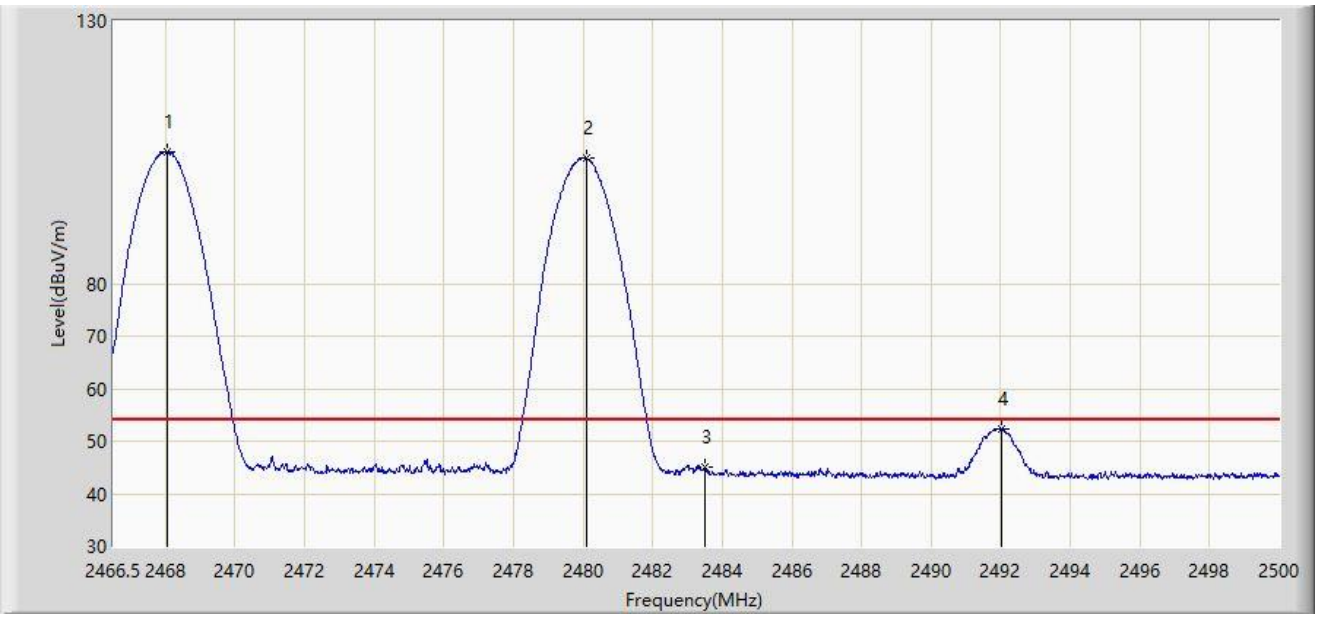

No	Mark	Frequency (MHz)	Measure Level (dBμV/m)	Reading Level (dBμV)	Margin (dB)	Limit (dBμV/m)	Factor (dB/m)	Type
1		2468.041	105.035	72.797	N/A	N/A	32.237	AV
2		2480.084	103.909	71.626	N/A	N/A	32.282	AV
3		2483.500	45.143	12.843	-8.857	54.000	32.300	AV
4	*	2492.044	52.243	19.898	-1.757	54.000	32.344	AV

Note 1: " * ", means this data is the worst emission level.

Note 2: Measure Level (dBμV/m) = Reading Level (dBμV) + Factor (dB/m).

Note 3: Factor (dB/m) = Cable Loss (dB) + Antenna Factor (dB/m).

Site: SIP-AC3	Test Date: 2024-05-17
Limit: FCC_2.4G_RE(3m)	Engineer: Barry Wu
Probe: HF907_102861_1-18GHz	Polarity: Vertical
EUT: ACCESS POINT	Power: AC 120V/60Hz
Test Mode: Transmit at Ant 2 - Filter 1# - 2468MHz and Ant 4 - Filter 4# - 2480MHz	

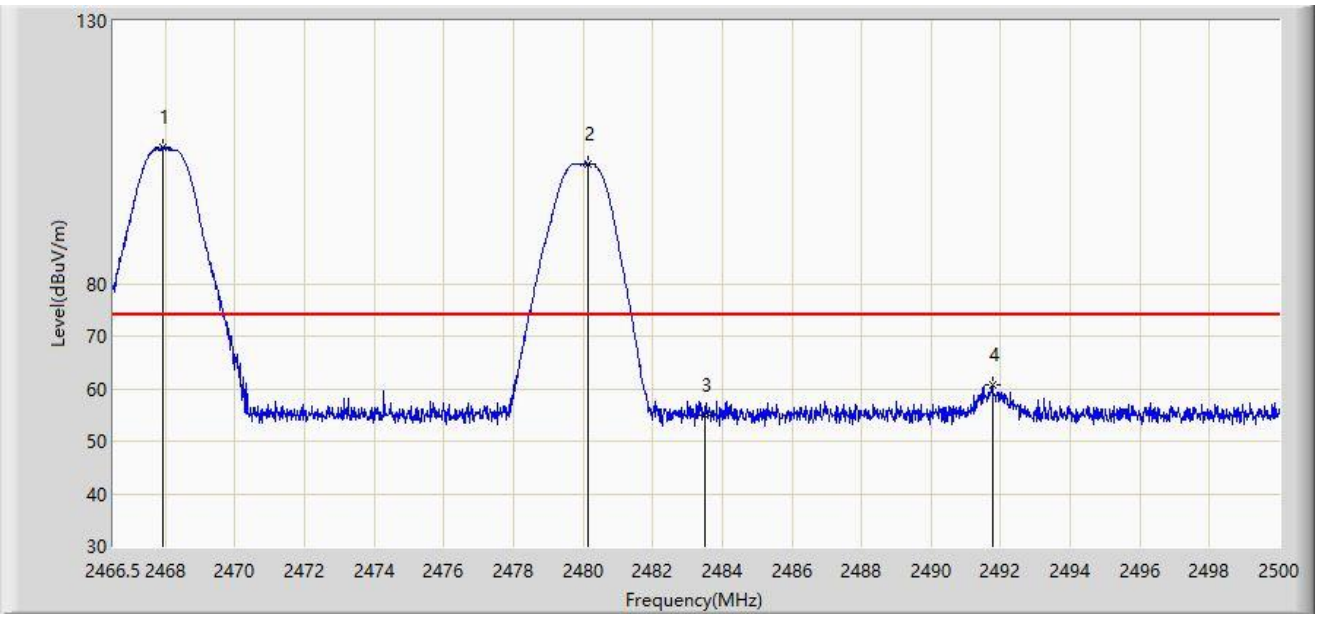

No	Mark	Frequency (MHz)	Measure Level (dBμV/m)	Reading Level (dBμV)	Margin (dB)	Limit (dBμV/m)	Factor (dB/m)	Type
1		2467.924	105.963	73.726	N/A	N/A	32.237	PK
2		2480.135	102.851	70.568	N/A	N/A	32.283	PK
3		2483.500	54.859	22.559	-19.141	74.000	32.300	PK
4	*	2491.759	60.764	28.421	-13.236	74.000	32.343	PK

Note 1: " * ", means this data is the worst emission level.

Note 2: Measure Level (dBμV/m) = Reading Level (dBμV) + Factor (dB/m).

Note 3: Factor (dB/m) = Cable Loss (dB) + Antenna Factor (dB/m).

Site: SIP-AC3	Test Date: 2024-05-17
Limit: FCC_2.4G_RE(3m)	Engineer: Barry Wu
Probe: HF907_102861_1-18GHz	Polarity: Vertical
EUT: ACCESS POINT	Power: AC 120V/60Hz
Test Mode: Transmit at Ant 2 - Filter 1# - 2468MHz and Ant 4 - Filter 4# - 2480MHz	

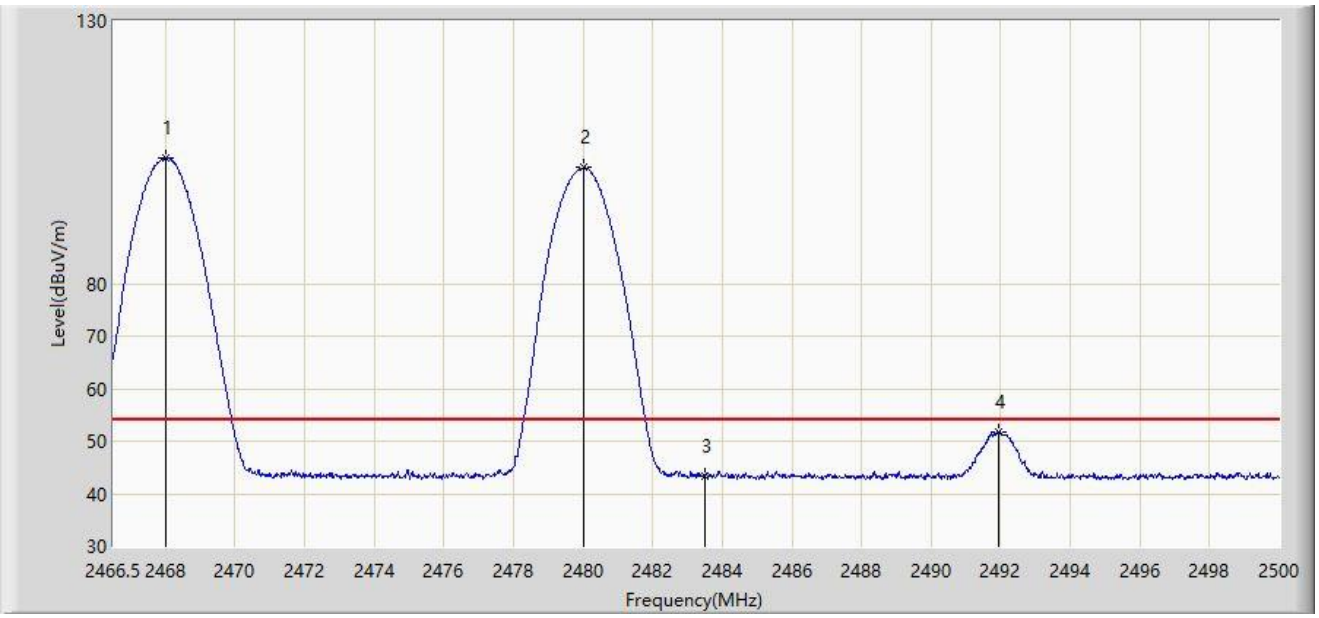

No	Mark	Frequency (MHz)	Measure Level (dBμV/m)	Reading Level (dBμV)	Margin (dB)	Limit (dBμV/m)	Factor (dB/m)	Type
1		2467.991	103.925	71.688	N/A	N/A	32.237	AV
2		2480.034	102.063	69.781	N/A	N/A	32.282	AV
3		2483.500	43.275	10.975	-10.725	54.000	32.300	AV
4	*	2491.960	51.648	19.304	-2.352	54.000	32.344	AV

Note 1: " * ", means this data is the worst emission level.

Note 2: Measure Level (dBμV/m) = Reading Level (dBμV) + Factor (dB/m).

Note 3: Factor (dB/m) = Cable Loss (dB) + Antenna Factor (dB/m).

Site: SIP-AC3	Test Date: 2024-05-17
Limit: FCC_2.4G_RE(3m)	Engineer: Barry Wu
Probe: HF907_102861_1-18GHz	Polarity: Horizontal
EUT: ACCESS POINT	Power: AC 120V/60Hz
Test Mode: Transmit at Ant 2 - Filter 1# - 2470MHz and Ant 4 - Filter 4# - 2476MHz	

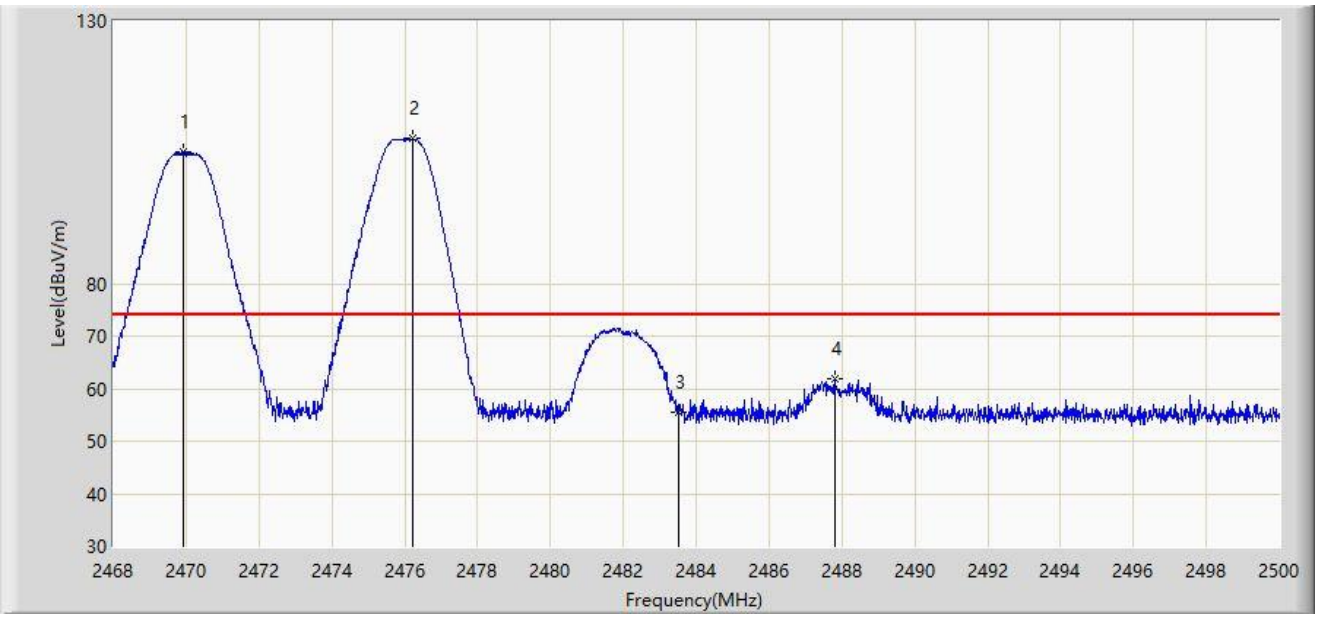

No	Mark	Frequency (MHz)	Measure Level (dBμV/m)	Reading Level (dBμV)	Margin (dB)	Limit (dBμV/m)	Factor (dB/m)	Type
1		2469.936	105.021	72.777	N/A	N/A	32.245	PK
2		2476.240	107.547	75.280	N/A	N/A	32.267	PK
3		2483.500	55.486	23.186	-18.514	74.000	32.300	PK
4	*	2487.808	61.756	29.433	-12.244	74.000	32.323	PK

Note 1: " * ", means this data is the worst emission level.

Note 2: Measure Level (dBμV/m) = Reading Level (dBμV) + Factor (dB/m).

Note 3: Factor (dB/m) = Cable Loss (dB) + Antenna Factor (dB/m).

Site: SIP-AC3	Test Date: 2024-05-17
Limit: FCC_2.4G_RE(3m)	Engineer: Barry Wu
Probe: HF907_102861_1-18GHz	Polarity: Horizontal
EUT: ACCESS POINT	Power: AC 120V/60Hz
Test Mode: Transmit at Ant 2 - Filter 1# - 2470MHz and Ant 4 - Filter 4# - 2476MHz	

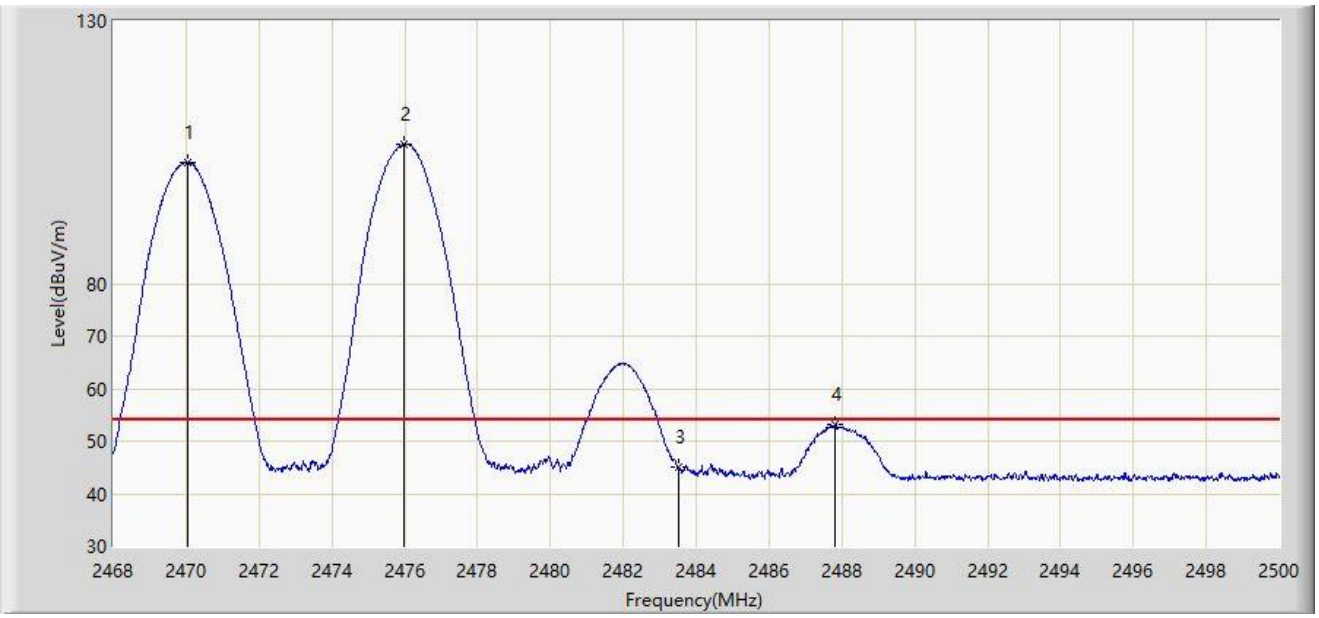

No	Mark	Frequency (MHz)	Measure Level (dBμV/m)	Reading Level (dBμV)	Margin (dB)	Limit (dBμV/m)	Factor (dB/m)	Type
1		2470.048	103.168	70.923	N/A	N/A	32.244	AV
2		2475.984	106.555	74.289	N/A	N/A	32.266	AV
3		2483.500	45.099	12.799	-8.901	54.000	32.300	AV
4	*	2487.824	53.067	20.744	-0.933	54.000	32.323	AV

Note 1: " * ", means this data is the worst emission level.

Note 2: Measure Level (dBμV/m) = Reading Level (dBμV) + Factor (dB/m).

Note 3: Factor (dB/m) = Cable Loss (dB) + Antenna Factor (dB/m).

Site: SIP-AC3	Test Date: 2024-05-17
Limit: FCC_2.4G_RE(3m)	Engineer: Barry Wu
Probe: HF907_102861_1-18GHz	Polarity: Vertical
EUT: ACCESS POINT	Power: AC 120V/60Hz
Test Mode: Transmit at Ant 2 - Filter 1# - 2470MHz and Ant 4 - Filter 4# - 2476MHz	

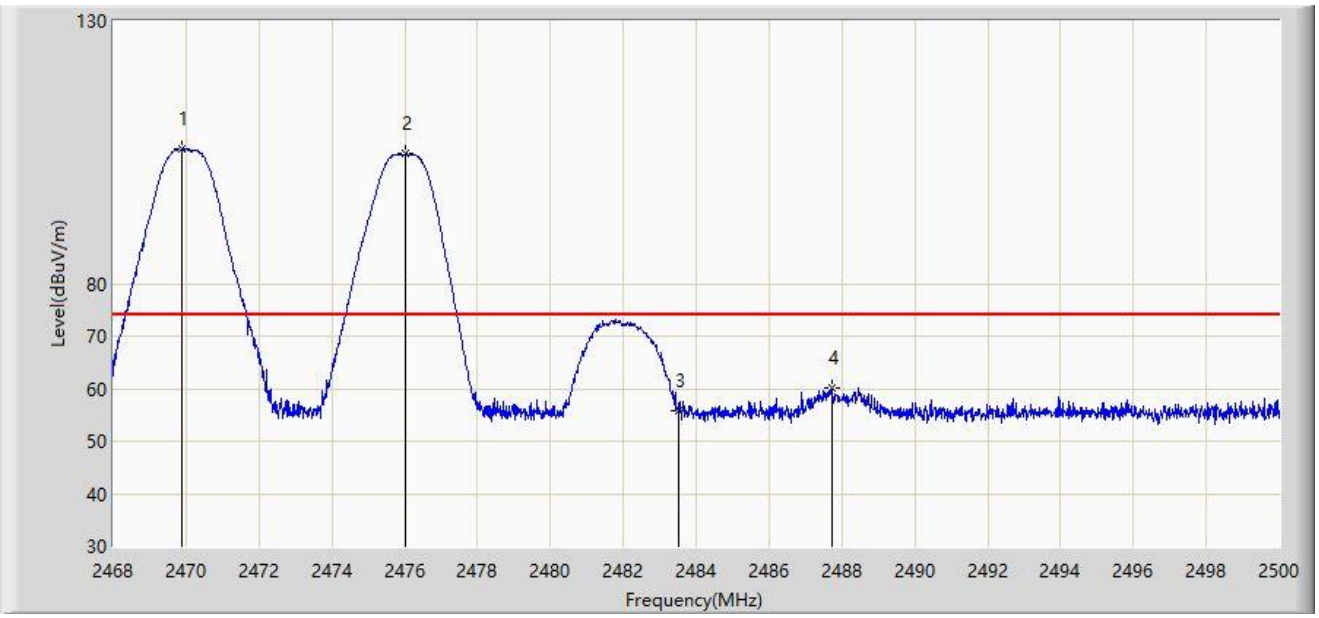

No	Mark	Frequency (MHz)	Measure Level (dBμV/m)	Reading Level (dBμV)	Margin (dB)	Limit (dBμV/m)	Factor (dB/m)	Type
1		2469.888	105.629	73.385	N/A	N/A	32.245	PK
2		2476.032	104.736	72.470	N/A	N/A	32.267	PK
3		2483.500	55.704	23.404	-18.296	74.000	32.300	PK
4	*	2487.712	60.019	27.697	-13.981	74.000	32.323	PK

Note 1: " * ", means this data is the worst emission level.

Note 2: Measure Level (dBμV/m) = Reading Level (dBμV) + Factor (dB/m).

Note 3: Factor (dB/m) = Cable Loss (dB) + Antenna Factor (dB/m).

Site: SIP-AC3	Test Date: 2024-05-17
Limit: FCC_2.4G_RE(3m)	Engineer: Barry Wu
Probe: HF907_102861_1-18GHz	Polarity: Vertical
EUT: ACCESS POINT	Power: AC 120V/60Hz
Test Mode: Transmit at Ant 2 - Filter 1# - 2470MHz and Ant 4 - Filter 4# - 2476MHz	

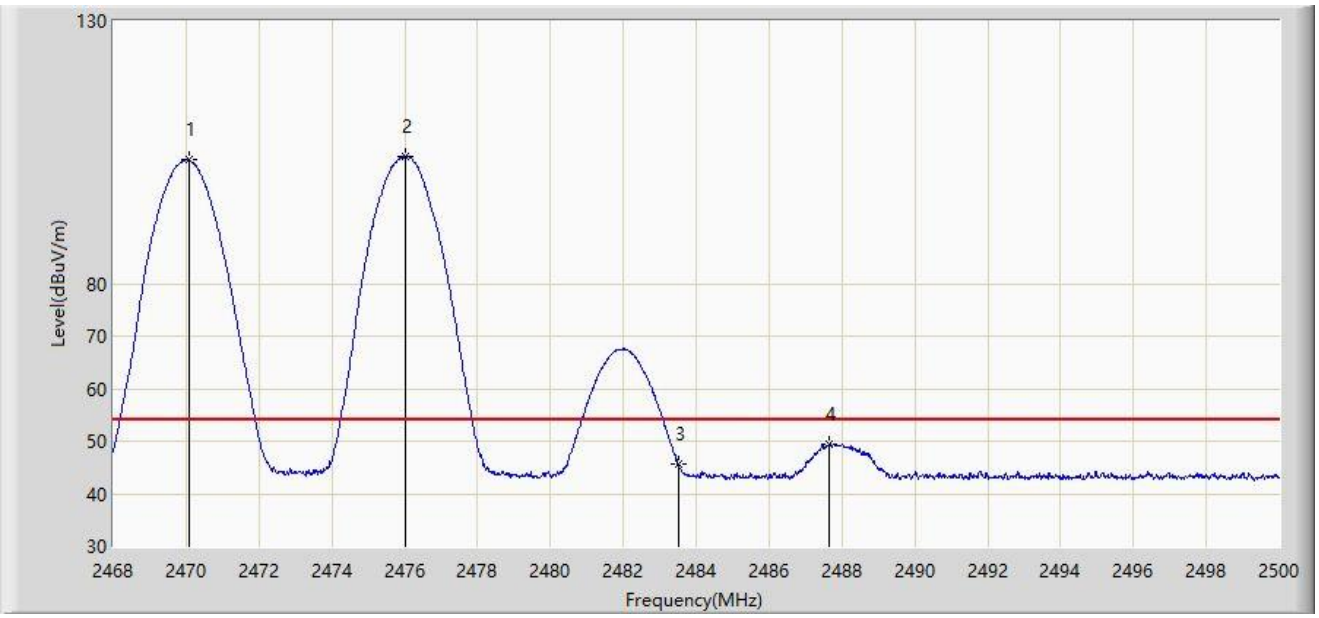

No	Mark	Frequency (MHz)	Measure Level (dBμV/m)	Reading Level (dBμV)	Margin (dB)	Limit (dBμV/m)	Factor (dB/m)	Type
1		2470.080	103.493	71.248	N/A	N/A	32.245	AV
2		2476.000	104.195	71.929	N/A	N/A	32.266	AV
3		2483.500	45.619	13.319	-8.381	54.000	32.300	AV
4	*	2487.664	49.509	17.187	-4.491	54.000	32.322	AV

Note 1: " * ", means this data is the worst emission level.

Note 2: Measure Level (dBμV/m) = Reading Level (dBμV) + Factor (dB/m).

Note 3: Factor (dB/m) = Cable Loss (dB) + Antenna Factor (dB/m).

Site: SIP-AC3	Test Date: 2024-05-17
Limit: FCC_2.4G_RE(3m)	Engineer: Barry Wu
Probe: HF907_102861_1-18GHz	Polarity: Horizontal
EUT: ACCESS POINT	Power: AC 120V/60Hz
Test Mode: Transmit at Ant 2 - Filter 1# - 2470MHz and Ant 4 - Filter 4# - 2478MHz	

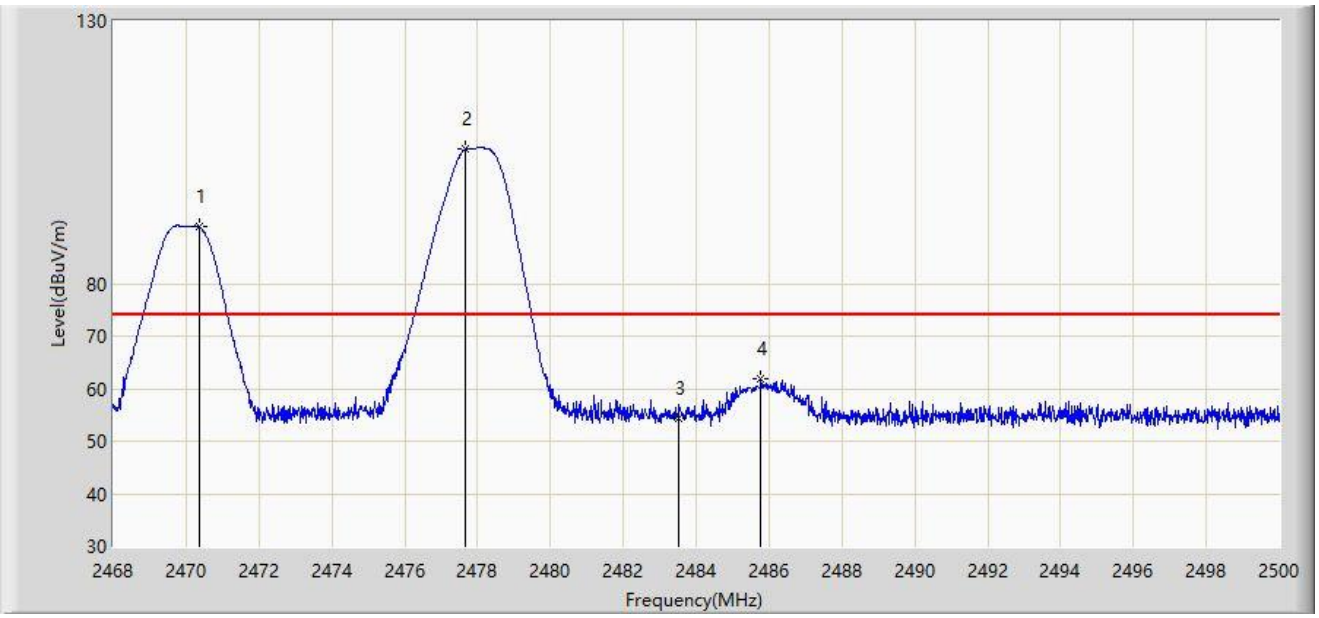

No	Mark	Frequency (MHz)	Measure Level (dBμV/m)	Reading Level (dBμV)	Margin (dB)	Limit (dBμV/m)	Factor (dB/m)	Type
1		2470.368	90.761	58.515	N/A	N/A	32.246	PK
2		2477.680	105.656	73.384	N/A	N/A	32.272	PK
3		2483.500	54.464	22.164	-19.536	74.000	32.300	PK
4	*	2485.776	62.016	29.704	-11.984	74.000	32.312	PK

Note 1: " * ", means this data is the worst emission level.

Note 2: Measure Level (dBμV/m) = Reading Level (dBμV) + Factor (dB/m).

Note 3: Factor (dB/m) = Cable Loss (dB) + Antenna Factor (dB/m).

Site: SIP-AC3	Test Date: 2024-05-17
Limit: FCC_2.4G_RE(3m)	Engineer: Barry Wu
Probe: HF907_102861_1-18GHz	Polarity: Horizontal
EUT: ACCESS POINT	Power: AC 120V/60Hz
Test Mode: Transmit at Ant 2 - Filter 1# - 2470MHz and Ant 4 - Filter 4# - 2478MHz	

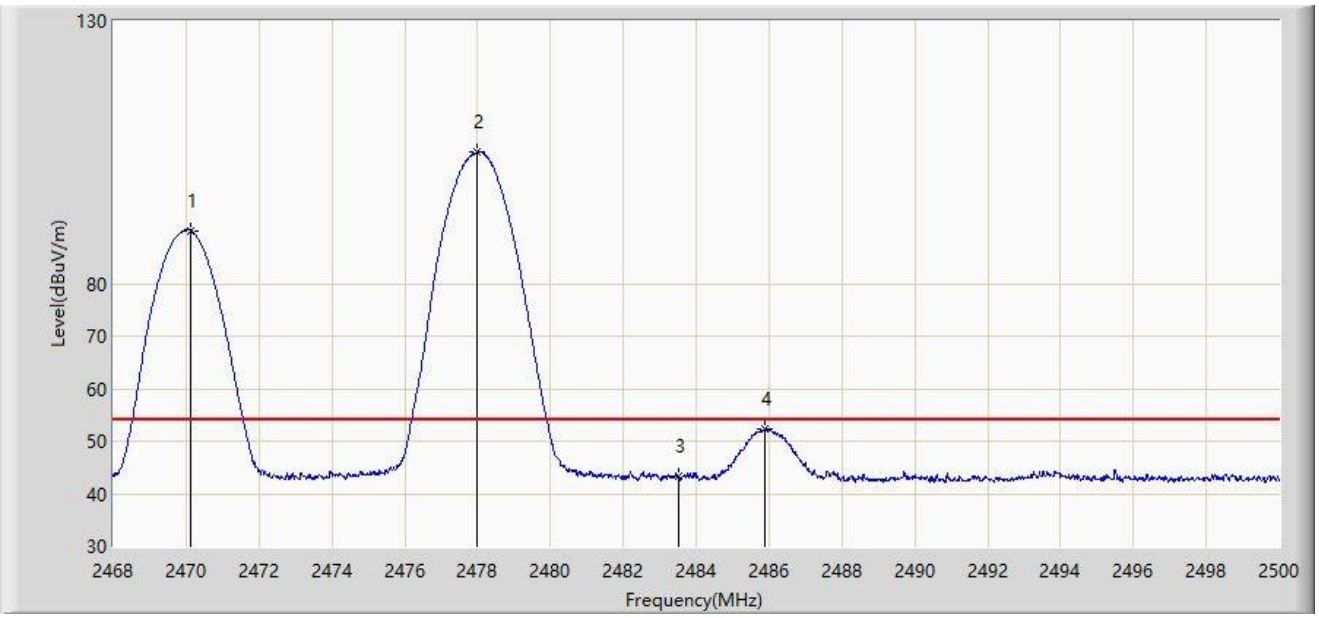

No	Mark	Frequency (MHz)	Measure Level (dBμV/m)	Reading Level (dBμV)	Margin (dB)	Limit (dBμV/m)	Factor (dB/m)	Type
1		2470.128	90.121	57.876	N/A	N/A	32.245	AV
2		2478.000	105.003	72.730	N/A	N/A	32.273	AV
3		2483.500	43.367	11.067	-10.633	54.000	32.300	AV
4	*	2485.872	52.309	19.996	-1.691	54.000	32.312	AV

Note 1: " * ", means this data is the worst emission level.

Note 2: Measure Level (dBμV/m) = Reading Level (dBμV) + Factor (dB/m).

Note 3: Factor (dB/m) = Cable Loss (dB) + Antenna Factor (dB/m).

Site: SIP-AC3	Test Date: 2024-05-17
Limit: FCC_2.4G_RE(3m)	Engineer: Barry Wu
Probe: HF907_102861_1-18GHz	Polarity: Vertical
EUT: ACCESS POINT	Power: AC 120V/60Hz
Test Mode: Transmit at Ant 2 - Filter 1# - 2470MHz and Ant 4 - Filter 4# - 2478MHz	

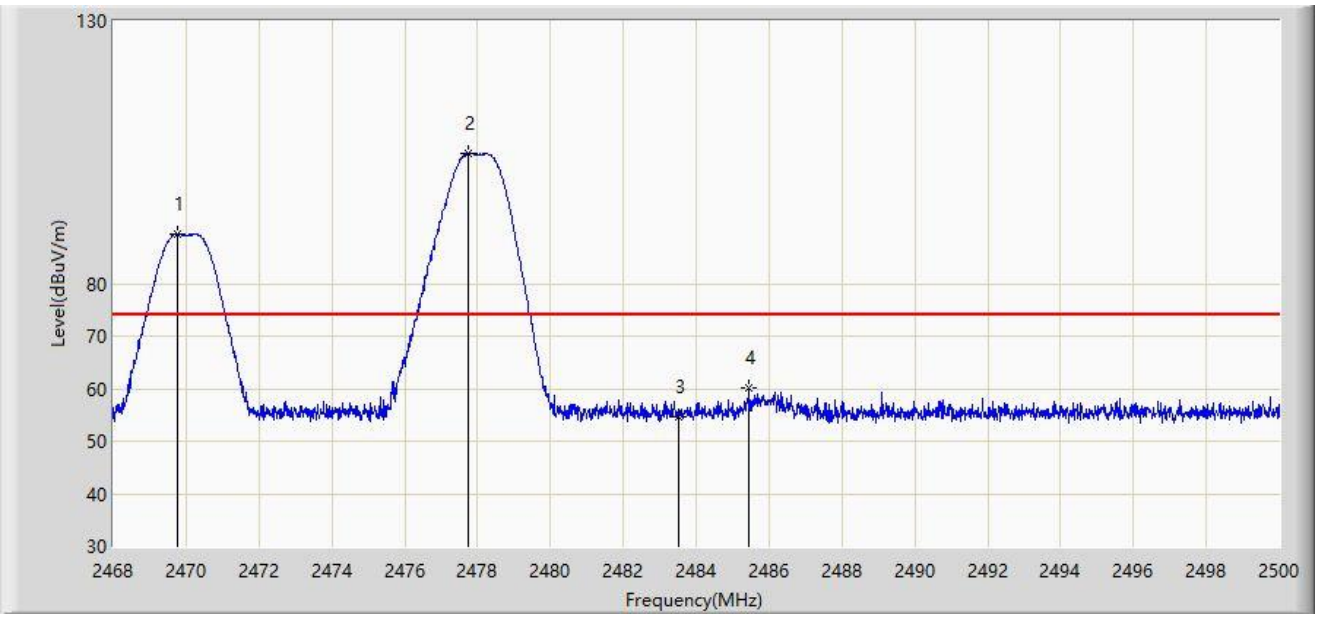

No	Mark	Frequency (MHz)	Measure Level (dBμV/m)	Reading Level (dBμV)	Margin (dB)	Limit (dBμV/m)	Factor (dB/m)	Type
1		2469.776	89.438	57.194	N/A	N/A	32.244	PK
2		2477.744	104.800	72.528	N/A	N/A	32.272	PK
3		2483.500	54.683	22.383	-19.317	74.000	32.300	PK
4	*	2485.456	60.139	27.829	-13.861	74.000	32.310	PK

Note 1: " * ", means this data is the worst emission level.

Note 2: Measure Level (dBμV/m) = Reading Level (dBμV) + Factor (dB/m).

Note 3: Factor (dB/m) = Cable Loss (dB) + Antenna Factor (dB/m).

Site: SIP-AC3	Test Date: 2024-05-17
Limit: FCC_2.4G_RE(3m)	Engineer: Barry Wu
Probe: HF907_102861_1-18GHz	Polarity: Vertical
EUT: ACCESS POINT	Power: AC 120V/60Hz
Test Mode: Transmit at Ant 2 - Filter 1# - 2470MHz and Ant 4 - Filter 4# - 2478MHz	

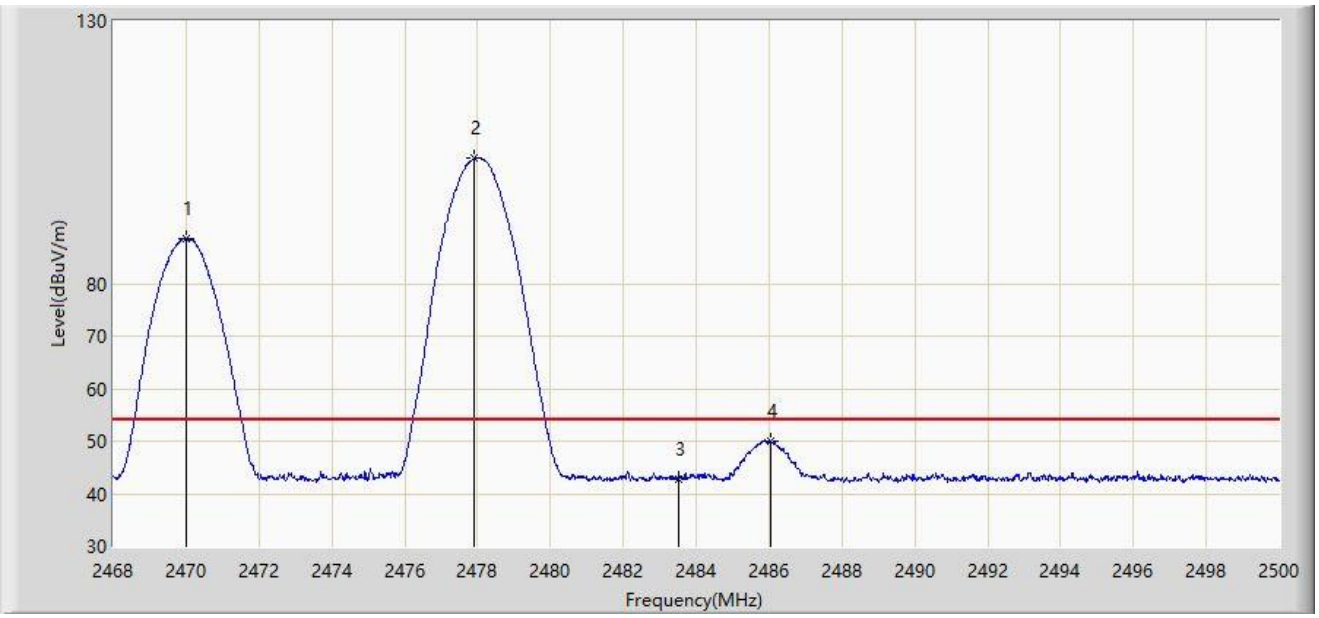

No	Mark	Frequency (MHz)	Measure Level (dBμV/m)	Reading Level (dBμV)	Margin (dB)	Limit (dBμV/m)	Factor (dB/m)	Type
1		2470.016	88.606	56.361	N/A	N/A	32.244	AV
2		2477.904	103.774	71.501	N/A	N/A	32.273	AV
3		2483.500	42.809	10.509	-11.191	54.000	32.300	AV
4	*	2486.048	50.053	17.740	-3.947	54.000	32.313	AV

Note 1: " * ", means this data is the worst emission level.

Note 2: Measure Level (dBμV/m) = Reading Level (dBμV) + Factor (dB/m).

Note 3: Factor (dB/m) = Cable Loss (dB) + Antenna Factor (dB/m).

Site: SIP-AC3	Test Date: 2024-05-17
Limit: FCC_2.4G_RE(3m)	Engineer: Barry Wu
Probe: HF907_102861_1-18GHz	Polarity: Horizontal
EUT: ACCESS POINT	Power: AC 120V/60Hz
Test Mode: Transmit at Ant 2 - Filter 1# - 2470MHz and Ant 4 - Filter 4# - 2480MHz	

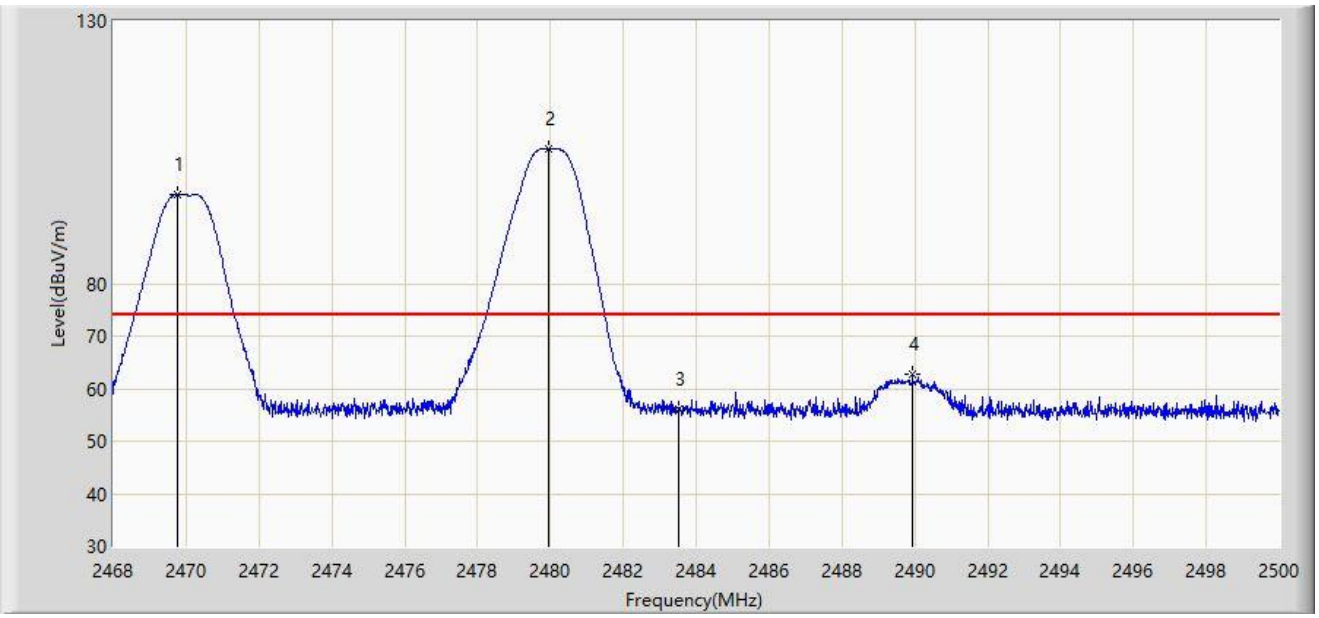

No	Mark	Frequency (MHz)	Measure Level (dBμV/m)	Reading Level (dBμV)	Margin (dB)	Limit (dBμV/m)	Factor (dB/m)	Type
1		2469.776	96.942	64.698	N/A	N/A	32.244	PK
2		2479.968	105.646	73.364	N/A	N/A	32.282	PK
3		2483.500	56.211	23.911	-17.789	74.000	32.300	PK
4	*	2489.936	62.813	30.479	-11.187	74.000	32.334	PK

Note 1: " * ", means this data is the worst emission level.

Note 2: Measure Level (dBμV/m) = Reading Level (dBμV) + Factor (dB/m).

Note 3: Factor (dB/m) = Cable Loss (dB) + Antenna Factor (dB/m).

Site: SIP-AC3	Test Date: 2024-05-17
Limit: FCC_2.4G_RE(3m)	Engineer: Barry Wu
Probe: HF907_102861_1-18GHz	Polarity: Horizontal
EUT: ACCESS POINT	Power: AC 120V/60Hz
Test Mode: Transmit at Ant 2 - Filter 1# - 2470MHz and Ant 4 - Filter 4# - 2480MHz	

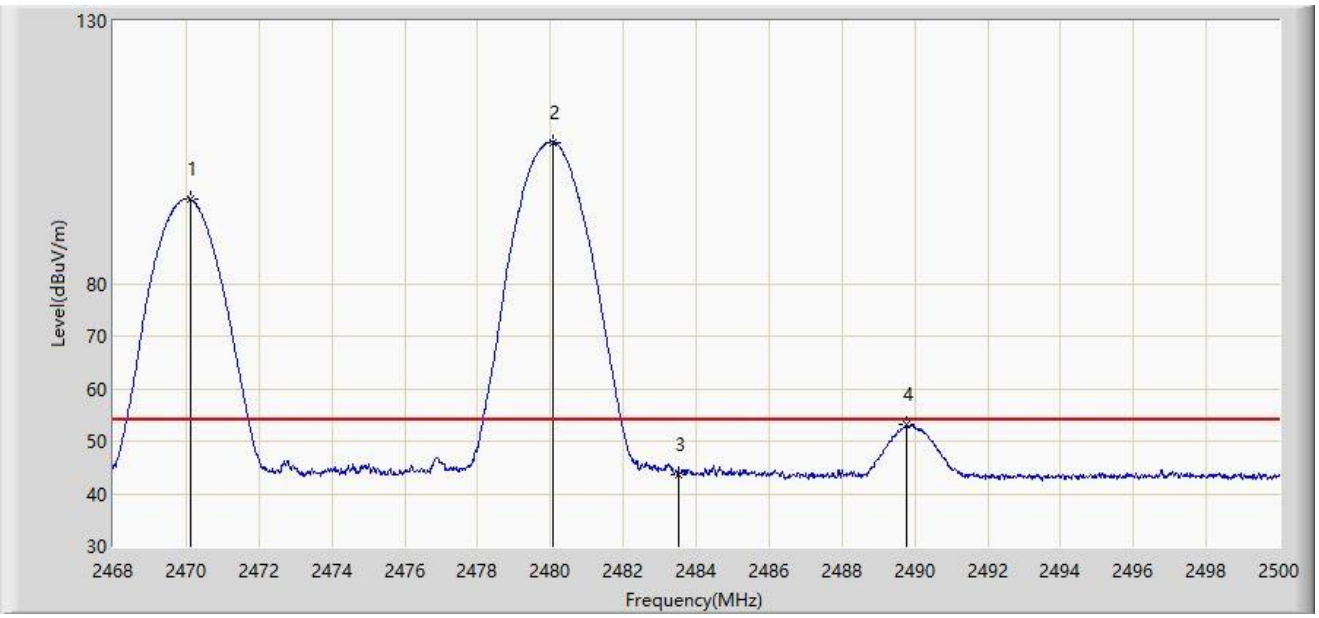

No	Mark	Frequency (MHz)	Measure Level (dBμV/m)	Reading Level (dBμV)	Margin (dB)	Limit (dBμV/m)	Factor (dB/m)	Type
1		2470.128	96.065	63.820	N/A	N/A	32.245	AV
2		2480.080	106.951	74.668	N/A	N/A	32.282	AV
3		2483.500	43.695	11.395	-10.305	54.000	32.300	AV
4	*	2489.760	53.246	20.913	-0.754	54.000	32.333	AV

Note 1: " * ", means this data is the worst emission level.

Note 2: Measure Level (dBμV/m) = Reading Level (dBμV) + Factor (dB/m).

Note 3: Factor (dB/m) = Cable Loss (dB) + Antenna Factor (dB/m).

Site: SIP-AC3	Test Date: 2024-05-17
Limit: FCC_2.4G_RE(3m)	Engineer: Barry Wu
Probe: HF907_102861_1-18GHz	Polarity: Vertical
EUT: ACCESS POINT	Power: AC 120V/60Hz
Test Mode: Transmit at Ant 2 - Filter 1# - 2470MHz and Ant 4 - Filter 4# - 2480MHz	

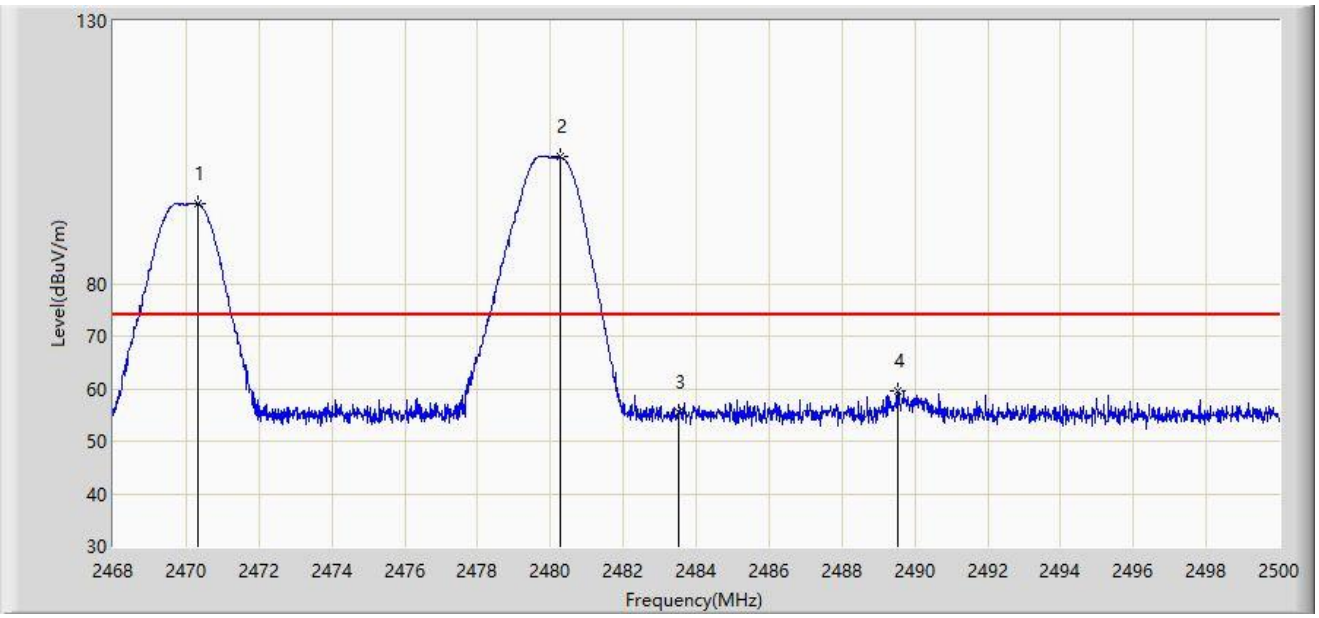

No	Mark	Frequency (MHz)	Measure Level (dBμV/m)	Reading Level (dBμV)	Margin (dB)	Limit (dBμV/m)	Factor (dB/m)	Type
1		2470.320	95.220	62.974	N/A	N/A	32.246	PK
2		2480.272	104.112	71.828	N/A	N/A	32.283	PK
3		2483.500	55.467	23.167	-18.533	74.000	32.300	PK
4	*	2489.520	59.500	27.169	-14.500	74.000	32.332	PK

Note 1: " * ", means this data is the worst emission level.

Note 2: Measure Level (dBμV/m) = Reading Level (dBμV) + Factor (dB/m).

Note 3: Factor (dB/m) = Cable Loss (dB) + Antenna Factor (dB/m).

Site: SIP-AC3	Test Date: 2024-05-17
Limit: FCC_2.4G_RE(3m)	Engineer: Barry Wu
Probe: HF907_102861_1-18GHz	Polarity: Vertical
EUT: ACCESS POINT	Power: AC 120V/60Hz
Test Mode: Transmit at Ant 2 - Filter 1# - 2470MHz and Ant 4 - Filter 4# - 2480MHz	

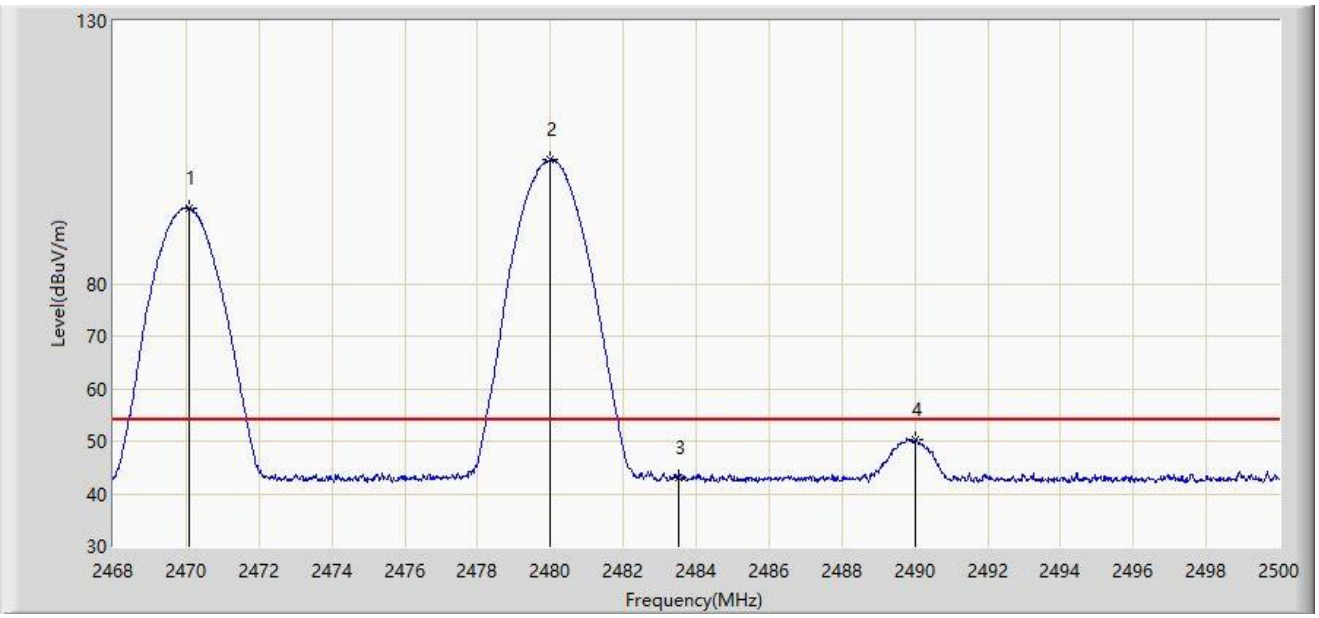

No	Mark	Frequency (MHz)	Measure Level (dBμV/m)	Reading Level (dBμV)	Margin (dB)	Limit (dBμV/m)	Factor (dB/m)	Type
1		2470.080	94.492	62.247	N/A	N/A	32.245	AV
2		2479.984	103.482	71.200	N/A	N/A	32.282	AV
3		2483.500	43.169	10.869	-10.831	54.000	32.300	AV
4	*	2490.032	50.343	18.009	-3.657	54.000	32.334	AV

Note 1: " * ", means this data is the worst emission level.

Note 2: Measure Level (dBμV/m) = Reading Level (dBμV) + Factor (dB/m).

Note 3: Factor (dB/m) = Cable Loss (dB) + Antenna Factor (dB/m).

Site: SIP-AC3	Test Date: 2024-05-17
Limit: FCC_2.4G_RE(3m)	Engineer: Barry Wu
Probe: HF907_102861_1-18GHz	Polarity: Horizontal
EUT: ACCESS POINT	Power: AC 120V/60Hz
Test Mode: Transmit at Ant 2 - Filter 1# - 2472MHz and Ant 4 - Filter 4# - 2476MHz	

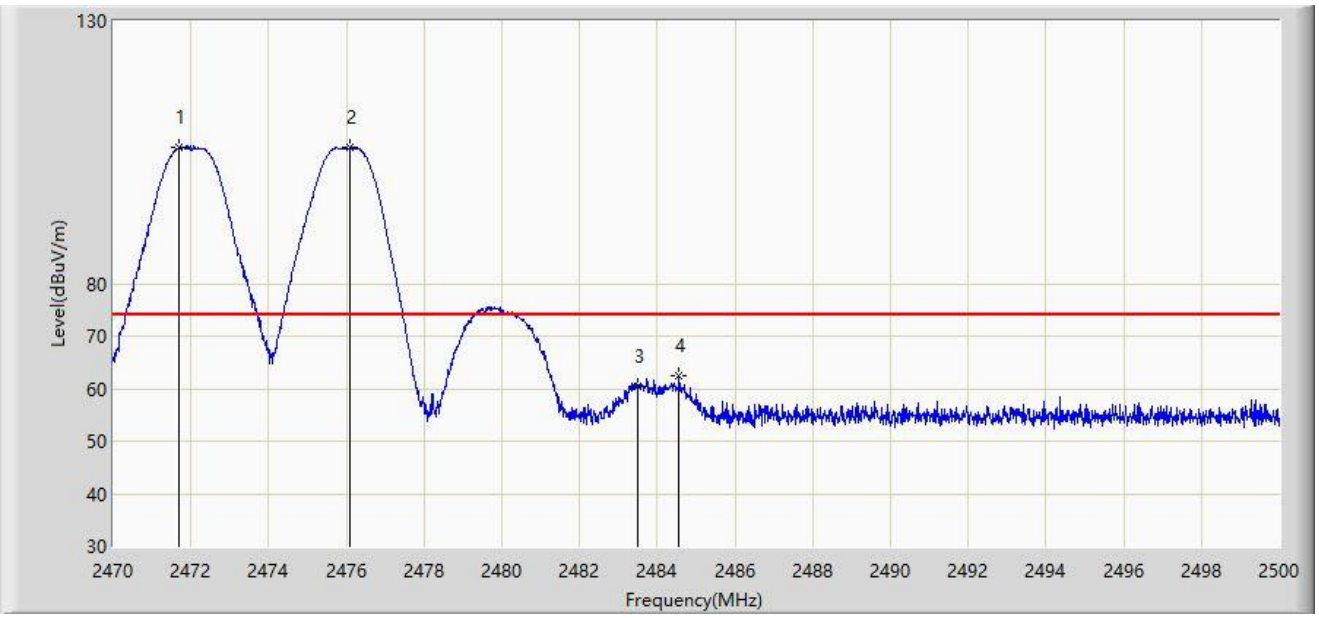

No	Mark	Frequency (MHz)	Measure Level (dBμV/m)	Reading Level (dBμV)	Margin (dB)	Limit (dBμV/m)	Factor (dB/m)	Type
1		2471.695	105.946	73.695	N/A	N/A	32.251	PK
2		2476.105	105.987	73.720	N/A	N/A	32.267	PK
3		2483.500	60.571	28.271	-13.429	74.000	32.300	PK
4	*	2484.565	62.332	30.026	-11.668	74.000	32.306	PK

Note 1: " * ", means this data is the worst emission level.

Note 2: Measure Level (dBμV/m) = Reading Level (dBμV) + Factor (dB/m).

Note 3: Factor (dB/m) = Cable Loss (dB) + Antenna Factor (dB/m).

Site: SIP-AC3	Test Date: 2024-05-17
Limit: FCC_2.4G_RE(3m)	Engineer: Barry Wu
Probe: HF907_102861_1-18GHz	Polarity: Horizontal
EUT: ACCESS POINT	Power: AC 120V/60Hz
Test Mode: Transmit at Ant 2 - Filter 1# - 2472MHz and Ant 4 - Filter 4# - 2476MHz	

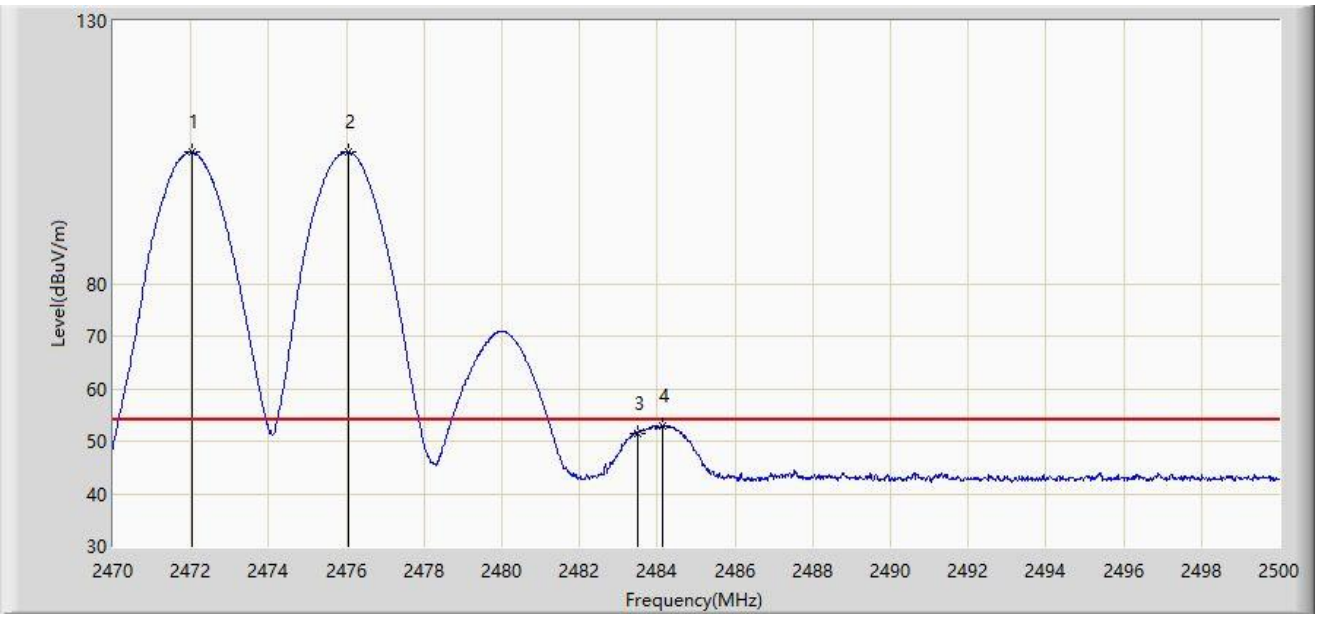

No	Mark	Frequency (MHz)	Measure Level (dBμV/m)	Reading Level (dBμV)	Margin (dB)	Limit (dBμV/m)	Factor (dB/m)	Type
1		2472.040	105.059	72.807	N/A	N/A	32.252	AV
2		2476.045	105.031	72.765	N/A	N/A	32.267	AV
3		2483.500	51.566	19.266	-2.434	54.000	32.300	AV
4	*	2484.130	52.981	20.677	-1.019	54.000	32.304	AV

Note 1: " * ", means this data is the worst emission level.

Note 2: Measure Level (dBμV/m) = Reading Level (dBμV) + Factor (dB/m).

Note 3: Factor (dB/m) = Cable Loss (dB) + Antenna Factor (dB/m).

Site: SIP-AC3	Test Date: 2024-05-17
Limit: FCC_2.4G_RE(3m)	Engineer: Barry Wu
Probe: HF907_102861_1-18GHz	Polarity: Vertical
EUT: ACCESS POINT	Power: AC 120V/60Hz
Test Mode: Transmit at Ant 2 - Filter 1# - 2472MHz and Ant 4 - Filter 4# - 2476MHz	

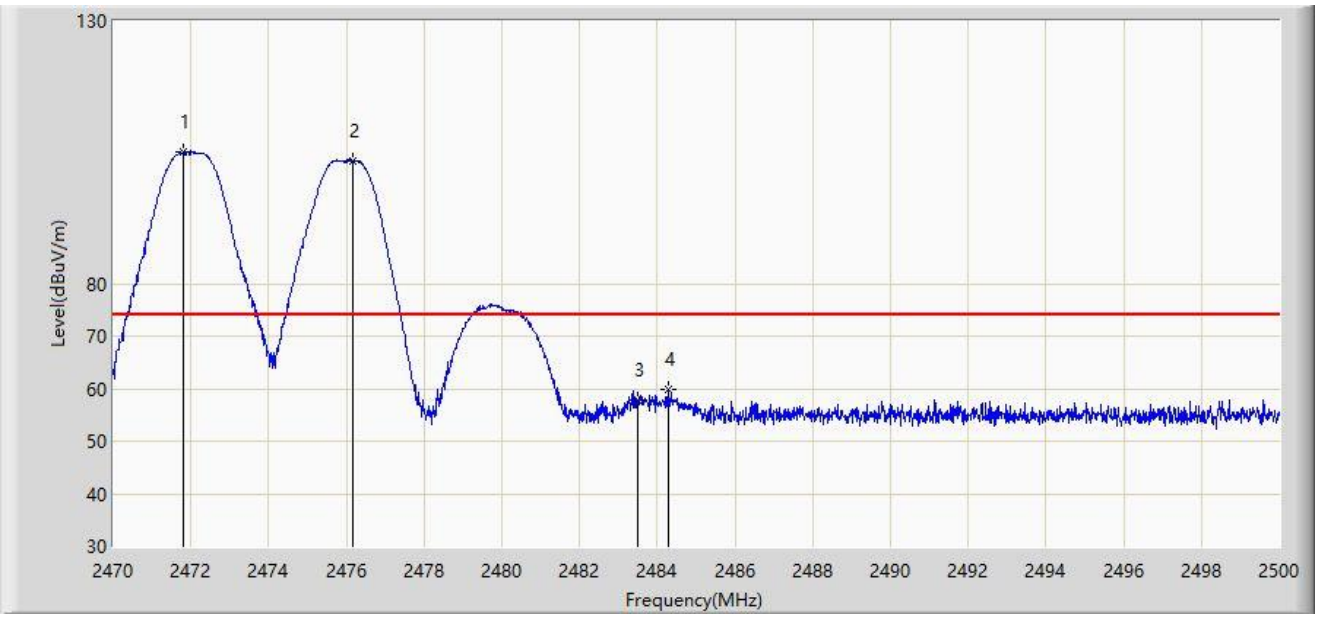

No	Mark	Frequency (MHz)	Measure Level (dBμV/m)	Reading Level (dBμV)	Margin (dB)	Limit (dBμV/m)	Factor (dB/m)	Type
1		2471.815	105.034	72.783	N/A	N/A	32.251	PK
2		2476.165	103.478	71.211	N/A	N/A	32.267	PK
3		2483.500	57.713	25.413	-16.287	74.000	32.300	PK
4	*	2484.295	59.907	27.603	-14.093	74.000	32.304	PK

Note 1: " * ", means this data is the worst emission level.

Note 2: Measure Level (dBμV/m) = Reading Level (dBμV) + Factor (dB/m).

Note 3: Factor (dB/m) = Cable Loss (dB) + Antenna Factor (dB/m).

Site: SIP-AC3	Test Date: 2024-05-17
Limit: FCC_2.4G_RE(3m)	Engineer: Barry Wu
Probe: HF907_102861_1-18GHz	Polarity: Vertical
EUT: ACCESS POINT	Power: AC 120V/60Hz
Test Mode: Transmit at Ant 2 - Filter 1# - 2472MHz and Ant 4 - Filter 4# - 2476MHz	

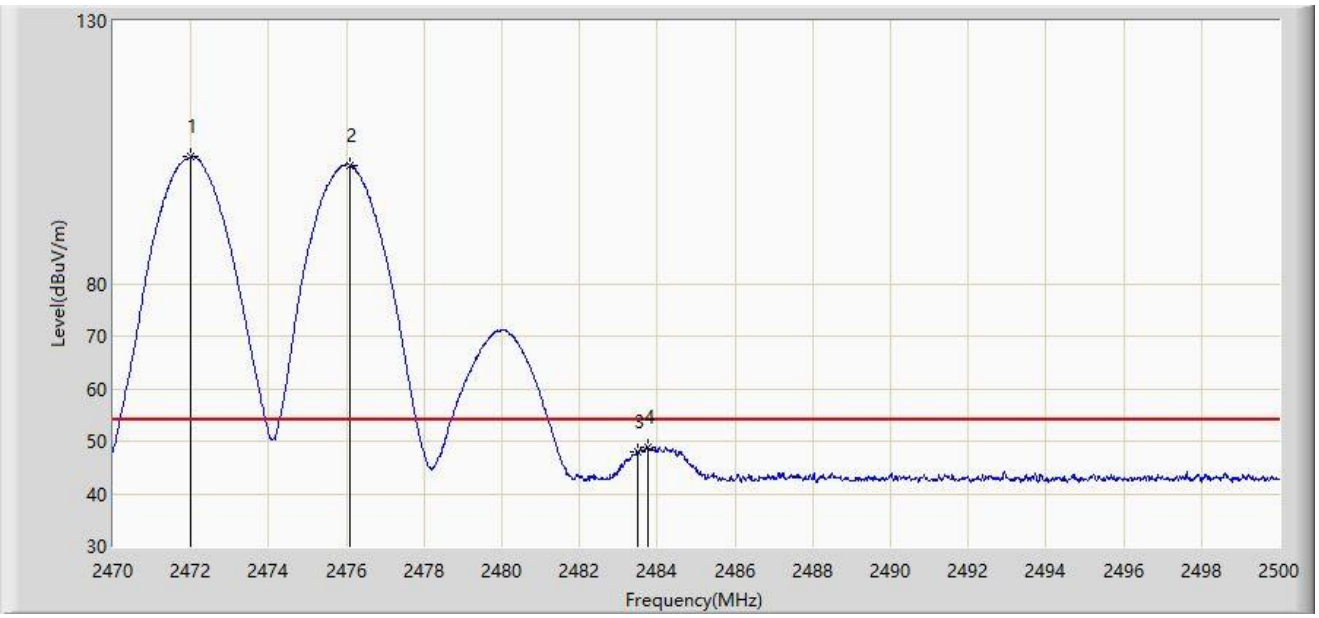

No	Mark	Frequency (MHz)	Measure Level (dBμV/m)	Reading Level (dBμV)	Margin (dB)	Limit (dBμV/m)	Factor (dB/m)	Type
1		2471.995	104.098	71.846	N/A	N/A	32.252	AV
2		2476.090	102.571	70.304	N/A	N/A	32.267	AV
3		2483.500	47.861	15.561	-6.139	54.000	32.300	AV
4	*	2483.755	48.927	16.625	-5.073	54.000	32.302	AV

Note 1: " * ", means this data is the worst emission level.

Note 2: Measure Level (dBμV/m) = Reading Level (dBμV) + Factor (dB/m).

Note 3: Factor (dB/m) = Cable Loss (dB) + Antenna Factor (dB/m).

Site: SIP-AC3	Test Date: 2024-05-17
Limit: FCC_2.4G_RE(3m)	Engineer: Barry Wu
Probe: HF907_102861_1-18GHz	Polarity: Horizontal
EUT: ACCESS POINT	Power: AC 120V/60Hz
Test Mode: Transmit at Ant 2 - Filter 1# - 2472MHz and Ant 4 - Filter 4# - 2478MHz	

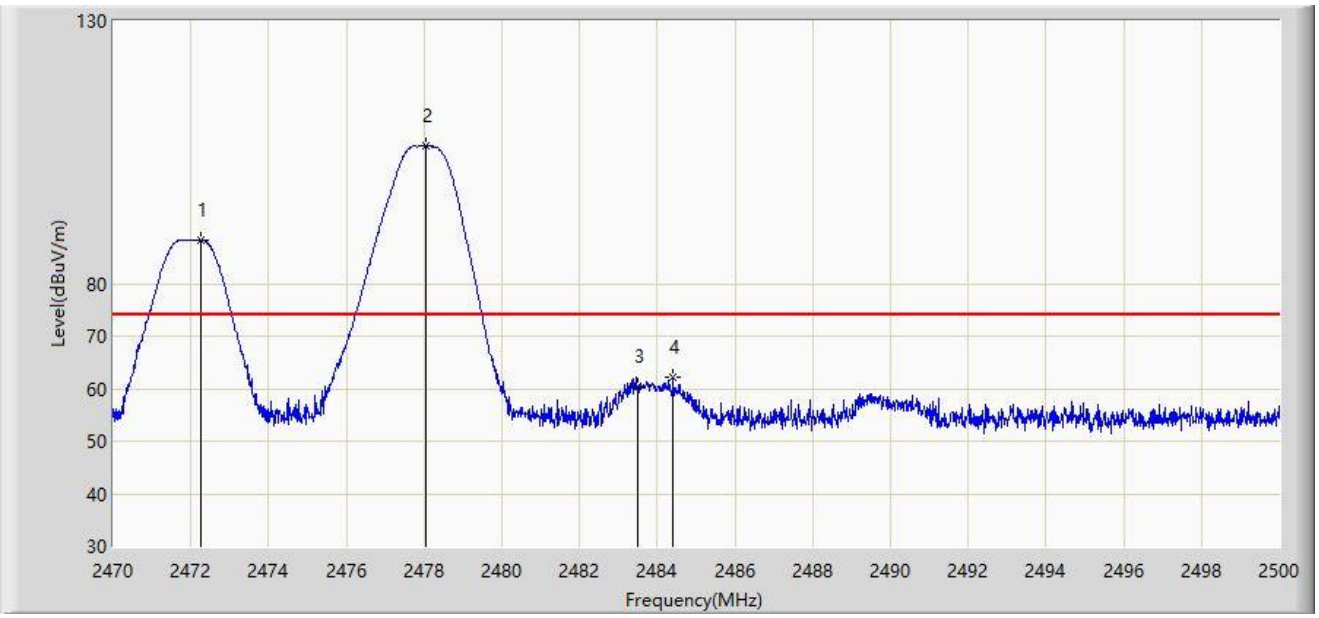

No	Mark	Frequency (MHz)	Measure Level (dBμV/m)	Reading Level (dBμV)	Margin (dB)	Limit (dBμV/m)	Factor (dB/m)	Type
1		2472.265	88.313	56.060	N/A	N/A	32.252	PK
2		2478.055	106.248	73.974	N/A	N/A	32.274	PK
3		2483.500	60.381	28.081	-13.619	74.000	32.300	PK
4	*	2484.400	62.107	29.802	-11.893	74.000	32.305	PK

Note 1: " * ", means this data is the worst emission level.

Note 2: Measure Level (dBμV/m) = Reading Level (dBμV) + Factor (dB/m).

Note 3: Factor (dB/m) = Cable Loss (dB) + Antenna Factor (dB/m).

Site: SIP-AC3	Test Date: 2024-05-17
Limit: FCC_2.4G_RE(3m)	Engineer: Barry Wu
Probe: HF907_102861_1-18GHz	Polarity: Horizontal
EUT: ACCESS POINT	Power: AC 120V/60Hz
Test Mode: Transmit at Ant 2 - Filter 1# - 2472MHz and Ant 4 - Filter 4# - 2478MHz	

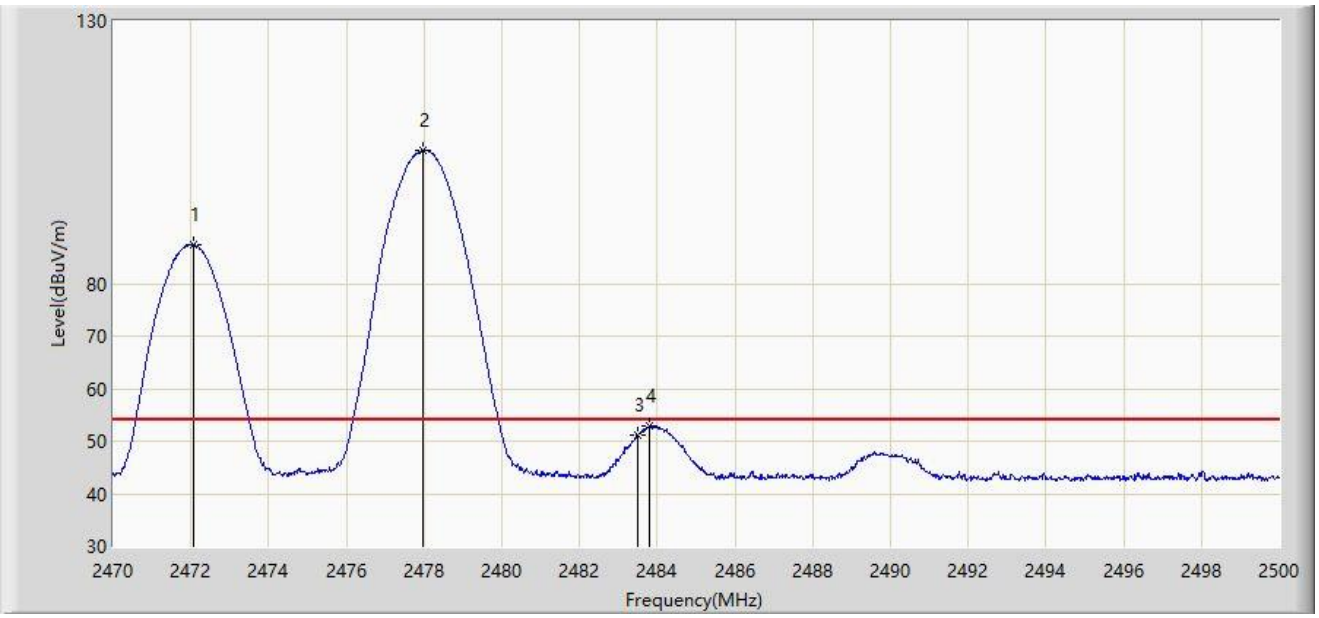

No	Mark	Frequency (MHz)	Measure Level (dBμV/m)	Reading Level (dBμV)	Margin (dB)	Limit (dBμV/m)	Factor (dB/m)	Type
1		2472.085	87.370	55.118	N/A	N/A	32.253	AV
2		2477.965	105.316	73.043	N/A	N/A	32.273	AV
3		2483.500	51.159	18.859	-2.841	54.000	32.300	AV
4	*	2483.800	52.840	20.538	-1.160	54.000	32.302	AV

Note 1: " * ", means this data is the worst emission level.

Note 2: Measure Level (dBμV/m) = Reading Level (dBμV) + Factor (dB/m).

Note 3: Factor (dB/m) = Cable Loss (dB) + Antenna Factor (dB/m).

Site: SIP-AC3	Test Date: 2024-05-17
Limit: FCC_2.4G_RE(3m)	Engineer: Barry Wu
Probe: HF907_102861_1-18GHz	Polarity: Vertical
EUT: ACCESS POINT	Power: AC 120V/60Hz
Test Mode: Transmit at Ant 2 - Filter 1# - 2472MHz and Ant 4 - Filter 4# - 2478MHz	

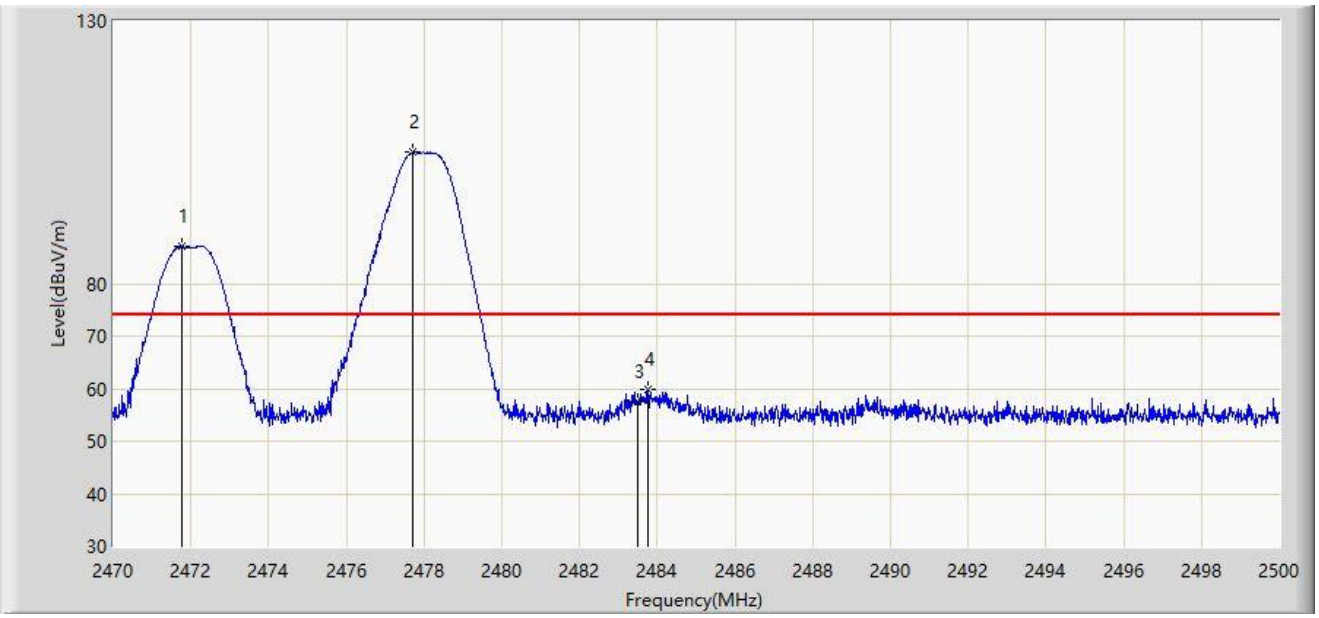

No	Mark	Frequency (MHz)	Measure Level (dBμV/m)	Reading Level (dBμV)	Margin (dB)	Limit (dBμV/m)	Factor (dB/m)	Type
1		2471.755	87.010	54.759	N/A	N/A	32.251	PK
2		2477.710	105.001	72.729	N/A	N/A	32.272	PK
3		2483.500	57.404	25.104	-16.596	74.000	32.300	PK
4	*	2483.755	59.740	27.438	-14.260	74.000	32.302	PK

Note 1: " * ", means this data is the worst emission level.

Note 2: Measure Level (dBμV/m) = Reading Level (dBμV) + Factor (dB/m).

Note 3: Factor (dB/m) = Cable Loss (dB) + Antenna Factor (dB/m).

Site: SIP-AC3	Test Date: 2024-05-17
Limit: FCC_2.4G_RE(3m)	Engineer: Barry Wu
Probe: HF907_102861_1-18GHz	Polarity: Vertical
EUT: ACCESS POINT	Power: AC 120V/60Hz
Test Mode: Transmit at Ant 2 - Filter 1# - 2472MHz and Ant 4 - Filter 4# - 2478MHz	

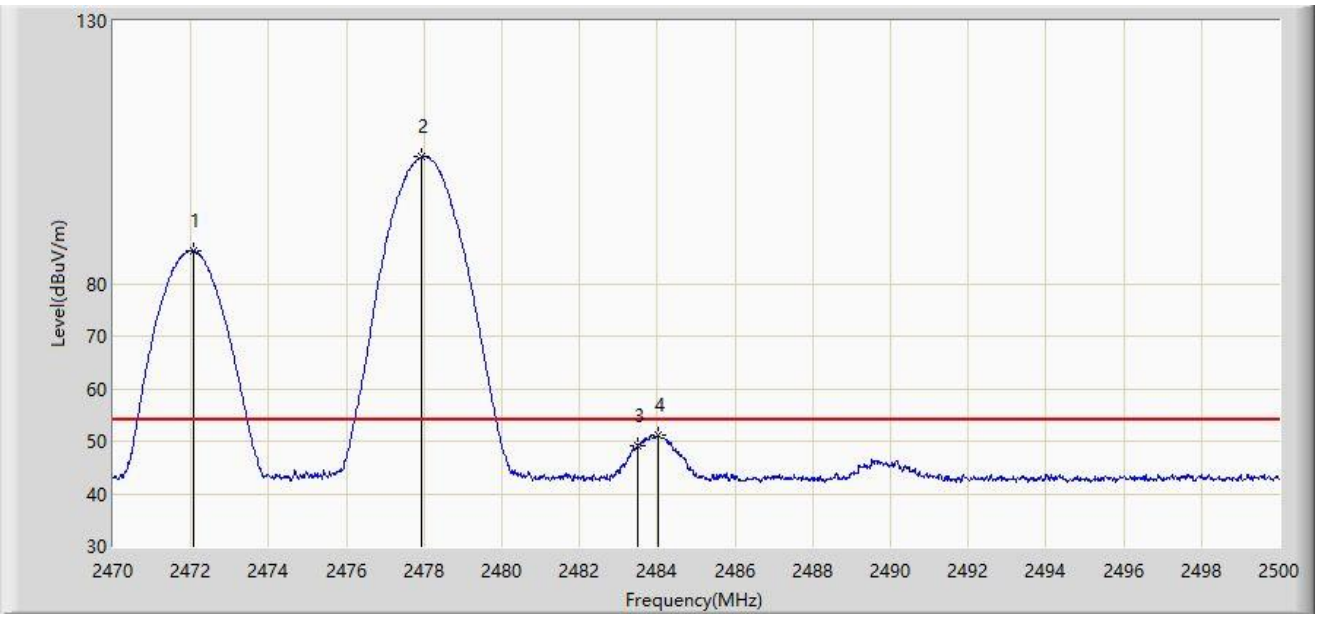

No	Mark	Frequency (MHz)	Measure Level (dBμV/m)	Reading Level (dBμV)	Margin (dB)	Limit (dBμV/m)	Factor (dB/m)	Type
1		2472.085	86.242	53.990	N/A	N/A	32.253	AV
2		2477.950	104.072	71.799	N/A	N/A	32.273	AV
3		2483.500	49.154	16.854	-4.846	54.000	32.300	AV
4	*	2484.010	51.077	18.774	-2.923	54.000	32.303	AV

Note 1: " * ", means this data is the worst emission level.

Note 2: Measure Level (dBμV/m) = Reading Level (dBμV) + Factor (dB/m).

Note 3: Factor (dB/m) = Cable Loss (dB) + Antenna Factor (dB/m).

Site: SIP-AC3	Test Date: 2024-05-17
Limit: FCC_2.4G_RE(3m)	Engineer: Barry Wu
Probe: HF907_102861_1-18GHz	Polarity: Horizontal
EUT: ACCESS POINT	Power: AC 120V/60Hz
Test Mode: Transmit at Ant 2 - Filter 1# - 2472MHz and Ant 4 - Filter 4# - 2480MHz	

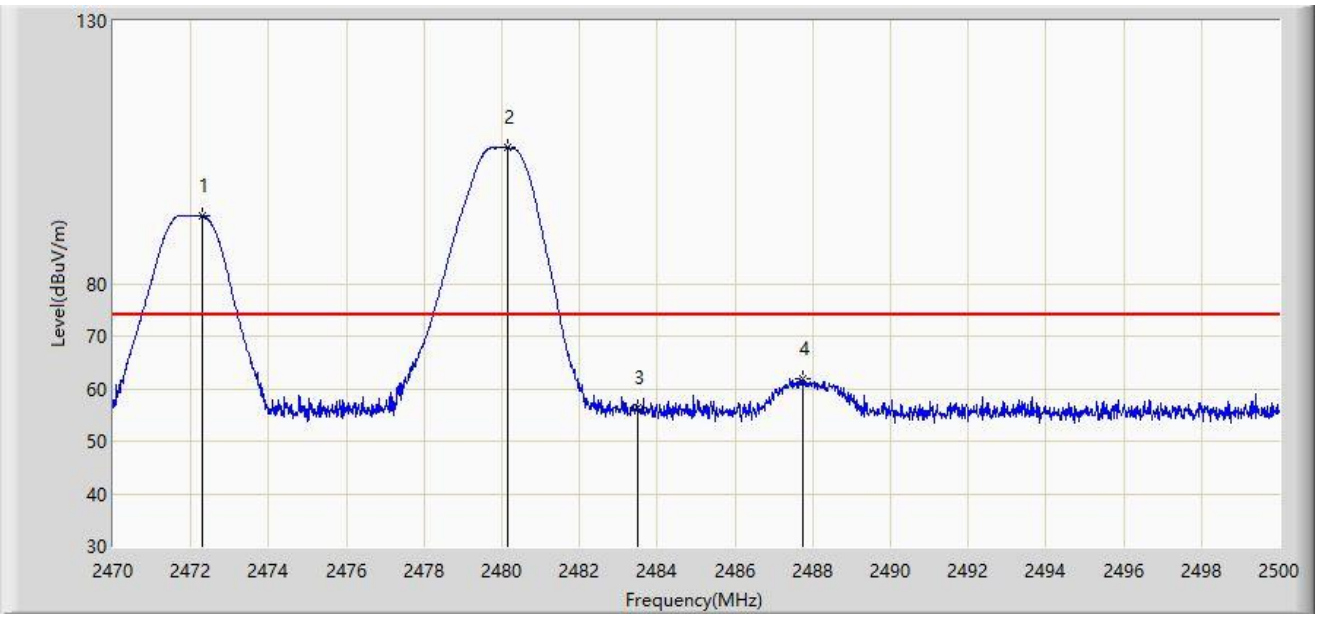

No	Mark	Frequency (MHz)	Measure Level (dBμV/m)	Reading Level (dBμV)	Margin (dB)	Limit (dBμV/m)	Factor (dB/m)	Type
1		2472.310	92.906	60.653	N/A	N/A	32.253	PK
2		2480.155	105.944	73.661	N/A	N/A	32.283	PK
3		2483.500	56.494	24.194	-17.506	74.000	32.300	PK
4	*	2487.730	61.859	29.537	-12.141	74.000	32.323	PK

Note 1: " * ", means this data is the worst emission level.

Note 2: Measure Level (dBμV/m) = Reading Level (dBμV) + Factor (dB/m).

Note 3: Factor (dB/m) = Cable Loss (dB) + Antenna Factor (dB/m).

Site: SIP-AC3	Test Date: 2024-05-17
Limit: FCC_2.4G_RE(3m)	Engineer: Barry Wu
Probe: HF907_102861_1-18GHz	Polarity: Horizontal
EUT: ACCESS POINT	Power: AC 120V/60Hz
Test Mode: Transmit at Ant 2 - Filter 1# - 2472MHz and Ant 4 - Filter 4# - 2480MHz	

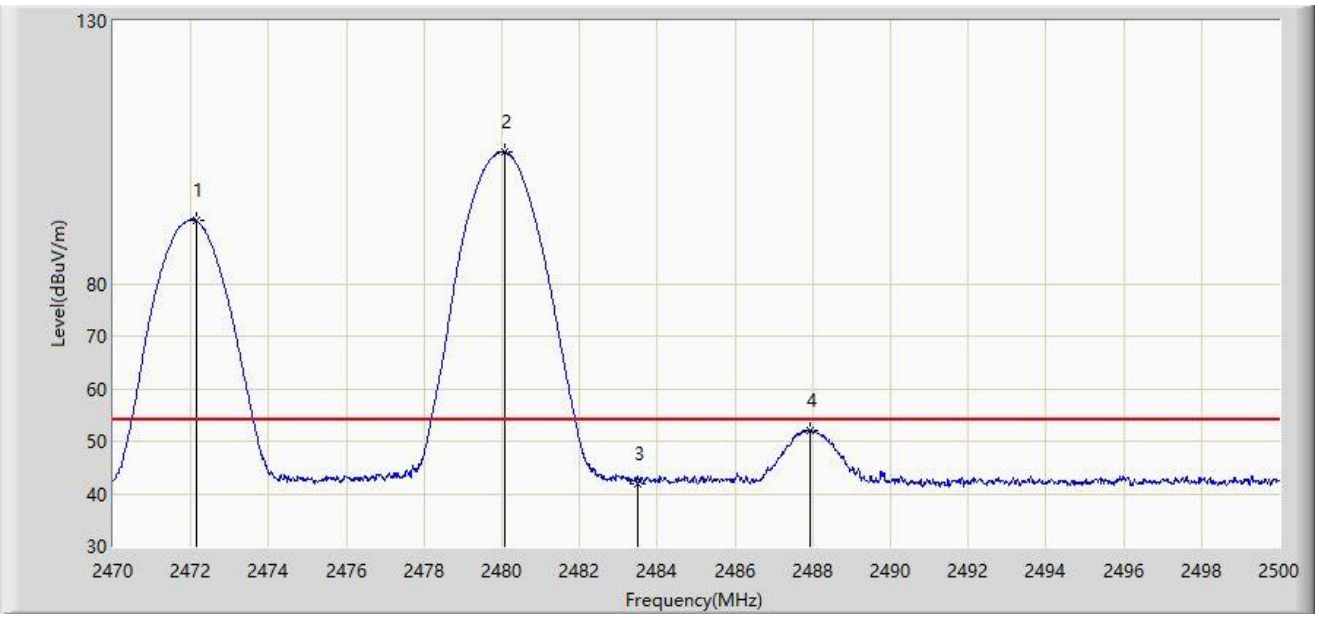

No	Mark	Frequency (MHz)	Measure Level (dBμV/m)	Reading Level (dBμV)	Margin (dB)	Limit (dBμV/m)	Factor (dB/m)	Type
1		2472.130	92.026	59.774	N/A	N/A	32.252	AV
2		2480.065	105.065	72.782	N/A	N/A	32.282	AV
3		2483.500	42.021	9.721	-11.979	54.000	32.300	AV
4	*	2487.940	51.967	19.644	-2.033	54.000	32.324	AV

Note 1: " * ", means this data is the worst emission level.

Note 2: Measure Level (dBμV/m) = Reading Level (dBμV) + Factor (dB/m).

Note 3: Factor (dB/m) = Cable Loss (dB) + Antenna Factor (dB/m).

Site: SIP-AC3	Test Date: 2024-05-17
Limit: FCC_2.4G_RE(3m)	Engineer: Barry Wu
Probe: HF907_102861_1-18GHz	Polarity: Vertical
EUT: ACCESS POINT	Power: AC 120V/60Hz
Test Mode: Transmit at Ant 2 - Filter 1# - 2472MHz and Ant 4 - Filter 4# - 2480MHz	

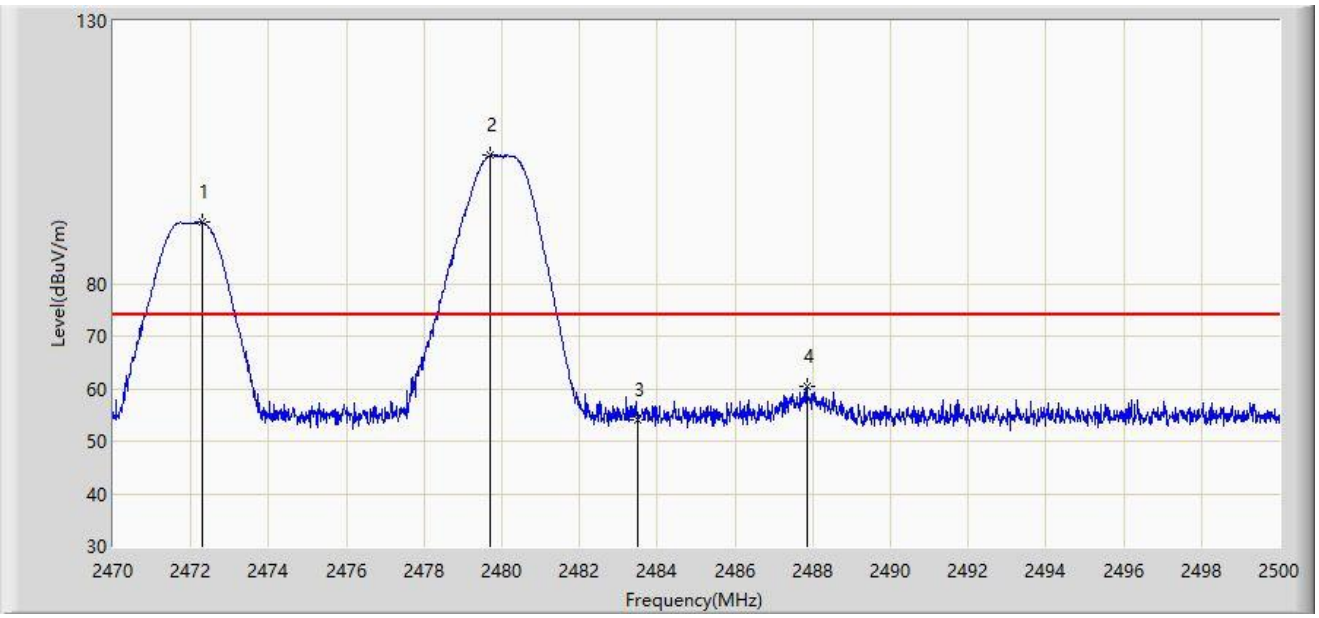

No	Mark	Frequency (MHz)	Measure Level (dBμV/m)	Reading Level (dBμV)	Margin (dB)	Limit (dBμV/m)	Factor (dB/m)	Type
1		2472.280	91.647	59.394	N/A	N/A	32.253	PK
2		2479.705	104.394	72.113	N/A	N/A	32.281	PK
3		2483.500	53.951	21.651	-20.049	74.000	32.300	PK
4	*	2487.850	60.506	28.183	-13.494	74.000	32.323	PK

Note 1: " * ", means this data is the worst emission level.

Note 2: Measure Level (dBμV/m) = Reading Level (dBμV) + Factor (dB/m).

Note 3: Factor (dB/m) = Cable Loss (dB) + Antenna Factor (dB/m).

Site: SIP-AC3	Test Date: 2024-05-17
Limit: FCC_2.4G_RE(3m)	Engineer: Barry Wu
Probe: HF907_102861_1-18GHz	Polarity: Vertical
EUT: ACCESS POINT	Power: AC 120V/60Hz
Test Mode: Transmit at Ant 2 - Filter 1# - 2472MHz and Ant 4 - Filter 4# - 2480MHz	

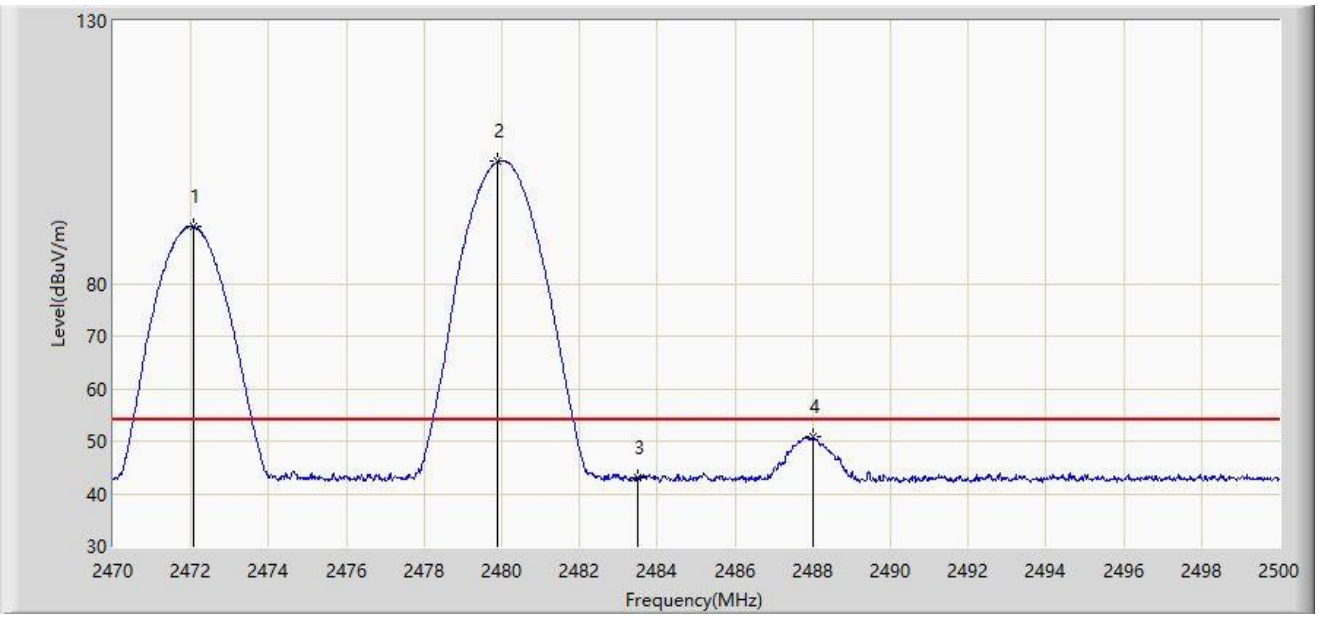

No	Mark	Frequency (MHz)	Measure Level (dBμV/m)	Reading Level (dBμV)	Margin (dB)	Limit (dBμV/m)	Factor (dB/m)	Type
1		2472.085	90.874	58.622	N/A	N/A	32.253	AV
2		2479.900	103.214	70.932	N/A	N/A	32.281	AV
3		2483.500	43.067	10.767	-10.933	54.000	32.300	AV
4	*	2488.000	50.757	18.433	-3.243	54.000	32.324	AV

Note 1: " * ", means this data is the worst emission level.

Note 2: Measure Level (dBμV/m) = Reading Level (dBμV) + Factor (dB/m).

Note 3: Factor (dB/m) = Cable Loss (dB) + Antenna Factor (dB/m).

Site: SIP-AC3	Test Date: 2024-05-17
Limit: FCC_2.4G_RE(3m)	Engineer: Barry Wu
Probe: HF907_102861_1-18GHz	Polarity: Horizontal
EUT: ACCESS POINT	Power: AC 120V/60Hz
Test Mode: Transmit at Ant 2 - Filter 1# - 2474MHz and Ant 4 - Filter 4# - 2468MHz	

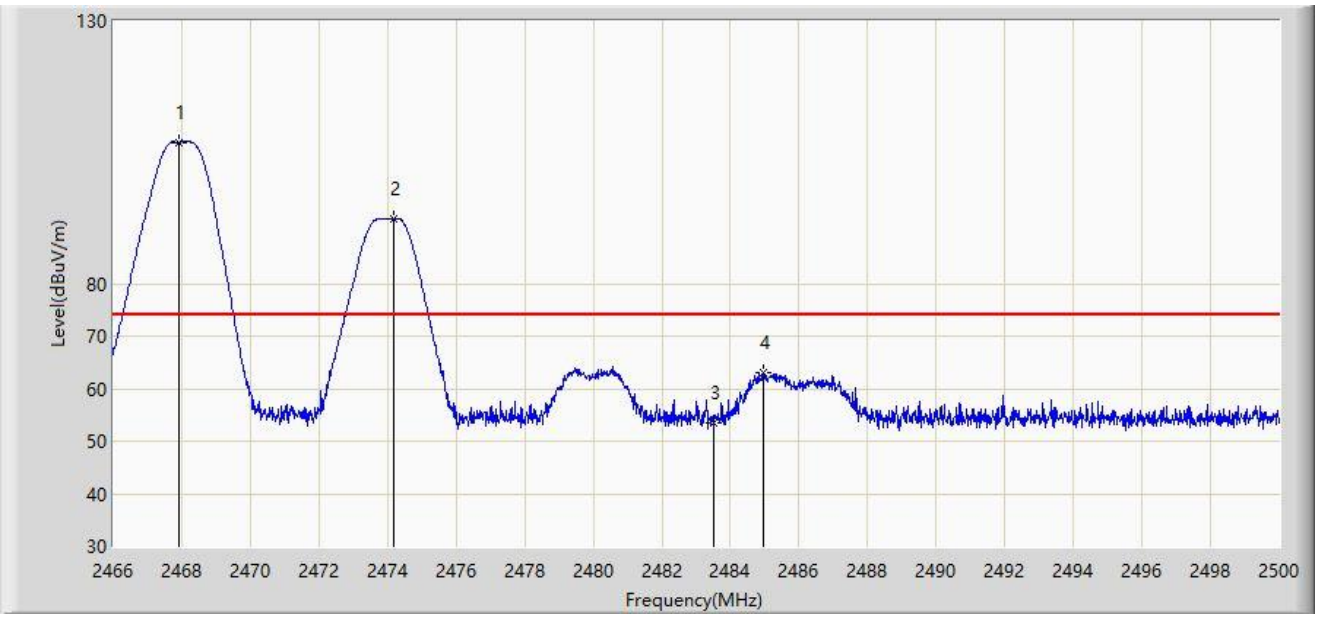

No	Mark	Frequency (MHz)	Measure Level (dBμV/m)	Reading Level (dBμV)	Margin (dB)	Limit (dBμV/m)	Factor (dB/m)	Type
1		2467.938	106.925	74.688	N/A	N/A	32.237	PK
2		2474.177	92.282	60.022	N/A	N/A	32.260	PK
3		2483.500	53.486	21.186	-20.514	74.000	32.300	PK
4	*	2484.972	63.060	30.752	-10.940	74.000	32.308	PK

Note 1: " * ", means this data is the worst emission level.

Note 2: Measure Level (dBμV/m) = Reading Level (dBμV) + Factor (dB/m).

Note 3: Factor (dB/m) = Cable Loss (dB) + Antenna Factor (dB/m).

Site: SIP-AC3	Test Date: 2024-05-17
Limit: FCC_2.4G_RE(3m)	Engineer: Barry Wu
Probe: HF907_102861_1-18GHz	Polarity: Horizontal
EUT: ACCESS POINT	Power: AC 120V/60Hz
Test Mode: Transmit at Ant 2 - Filter 1# - 2474MHz and Ant 4 - Filter 4# - 2468MHz	

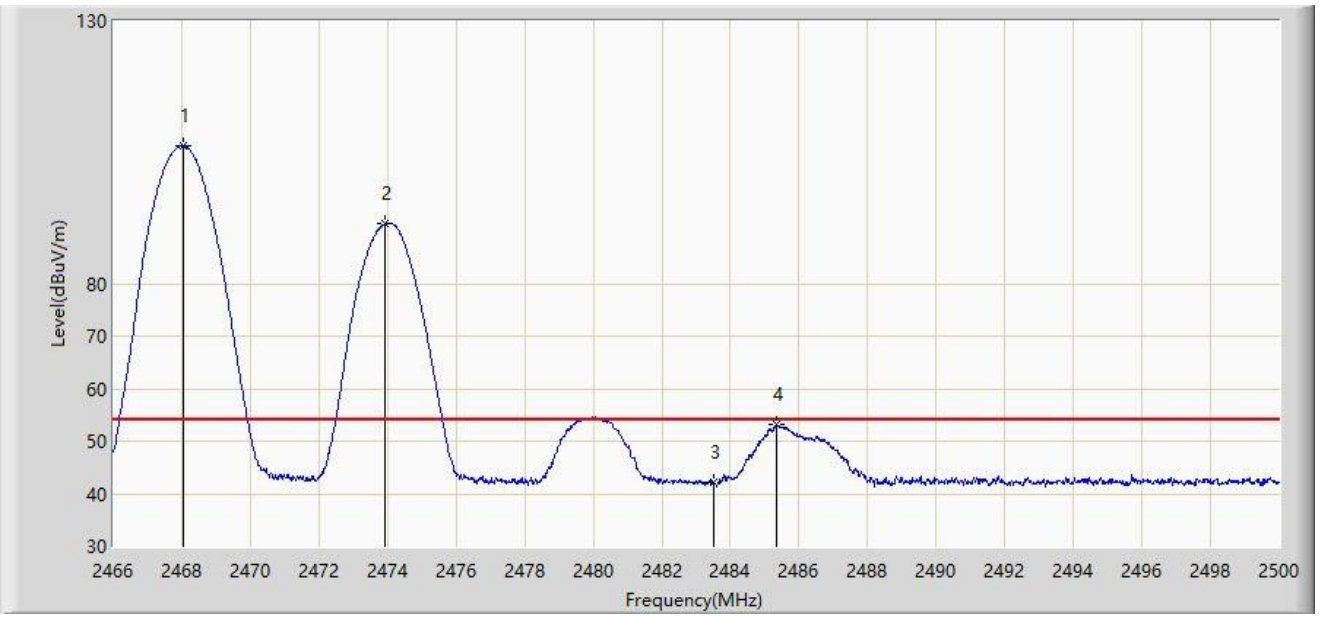

No	Mark	Frequency (MHz)	Measure Level (dBμV/m)	Reading Level (dBμV)	Margin (dB)	Limit (dBμV/m)	Factor (dB/m)	Type
1		2468.040	106.303	74.065	N/A	N/A	32.237	AV
2		2473.922	91.358	59.099	N/A	N/A	32.259	AV
3		2483.500	42.230	9.930	-11.770	54.000	32.300	AV
4	*	2485.329	53.067	20.757	-0.933	54.000	32.310	AV

Note 1: " * ", means this data is the worst emission level.

Note 2: Measure Level (dBμV/m) = Reading Level (dBμV) + Factor (dB/m).

Note 3: Factor (dB/m) = Cable Loss (dB) + Antenna Factor (dB/m).

Site: SIP-AC3	Test Date: 2024-05-17
Limit: FCC_2.4G_RE(3m)	Engineer: Barry Wu
Probe: HF907_102861_1-18GHz	Polarity: Vertical
EUT: ACCESS POINT	Power: AC 120V/60Hz
Test Mode: Transmit at Ant 2 - Filter 1# - 2474MHz and Ant 4 - Filter 4# - 2468MHz	

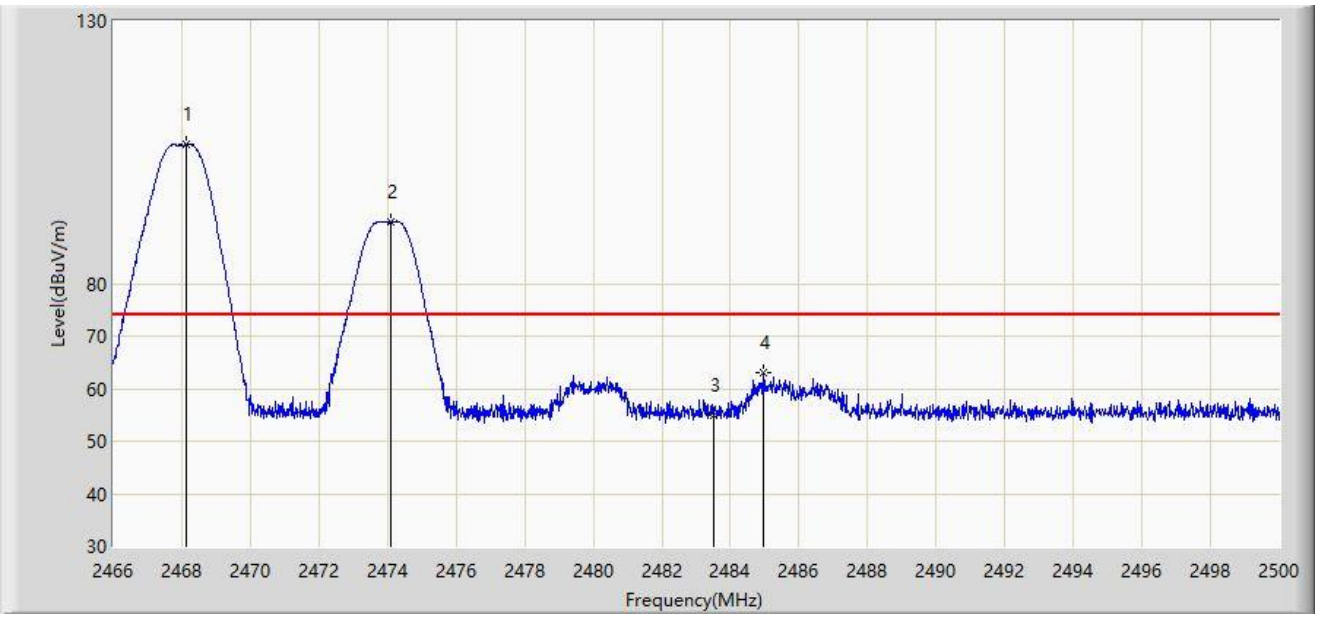

No	Mark	Frequency (MHz)	Measure Level (dBμV/m)	Reading Level (dBμV)	Margin (dB)	Limit (dBμV/m)	Factor (dB/m)	Type
1		2468.125	106.587	74.349	N/A	N/A	32.238	PK
2		2474.075	91.658	59.399	N/A	N/A	32.260	PK
3		2483.500	54.787	22.487	-19.213	74.000	32.300	PK
4	*	2484.972	63.034	30.726	-10.966	74.000	32.308	PK

Note 1: " * ", means this data is the worst emission level.

Note 2: Measure Level (dBμV/m) = Reading Level (dBμV) + Factor (dB/m).

Note 3: Factor (dB/m) = Cable Loss (dB) + Antenna Factor (dB/m).

Site: SIP-AC3	Test Date: 2024-05-17
Limit: FCC_2.4G_RE(3m)	Engineer: Barry Wu
Probe: HF907_102861_1-18GHz	Polarity: Vertical
EUT: ACCESS POINT	Power: AC 120V/60Hz
Test Mode: Transmit at Ant 2 - Filter 1# - 2474MHz and Ant 4 - Filter 4# - 2468MHz	

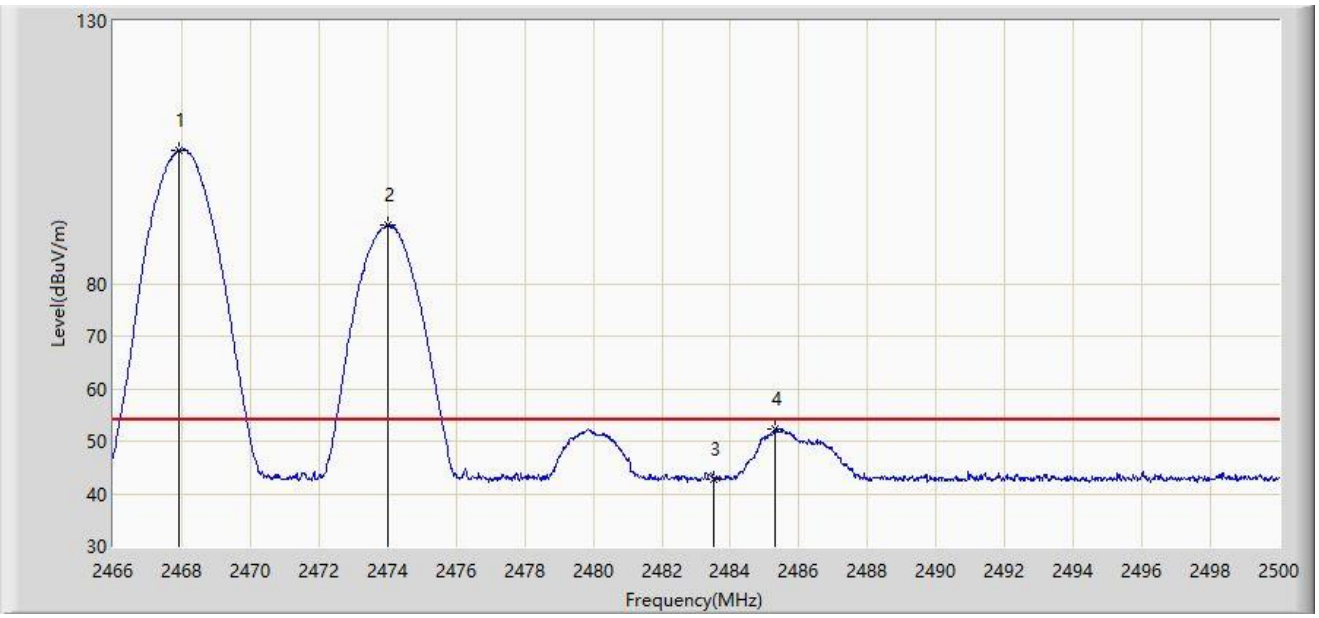

No	Mark	Frequency (MHz)	Measure Level (dBμV/m)	Reading Level (dBμV)	Margin (dB)	Limit (dBμV/m)	Factor (dB/m)	Type
1		2467.921	105.355	73.118	N/A	N/A	32.237	AV
2		2473.990	91.032	58.773	N/A	N/A	32.259	AV
3		2483.500	42.785	10.485	-11.215	54.000	32.300	AV
4	*	2485.295	52.311	20.001	-1.689	54.000	32.309	AV

Note 1: " * ", means this data is the worst emission level.

Note 2: Measure Level (dBμV/m) = Reading Level (dBμV) + Factor (dB/m).

Note 3: Factor (dB/m) = Cable Loss (dB) + Antenna Factor (dB/m).

Site: SIP-AC3	Test Date: 2024-05-17
Limit: FCC_2.4G_RE(3m)	Engineer: Barry Wu
Probe: HF907_102861_1-18GHz	Polarity: Horizontal
EUT: ACCESS POINT	Power: AC 120V/60Hz
Test Mode: Transmit at Ant 2 - Filter 1# - 2474MHz and Ant 4 - Filter 4# - 2470MHz	

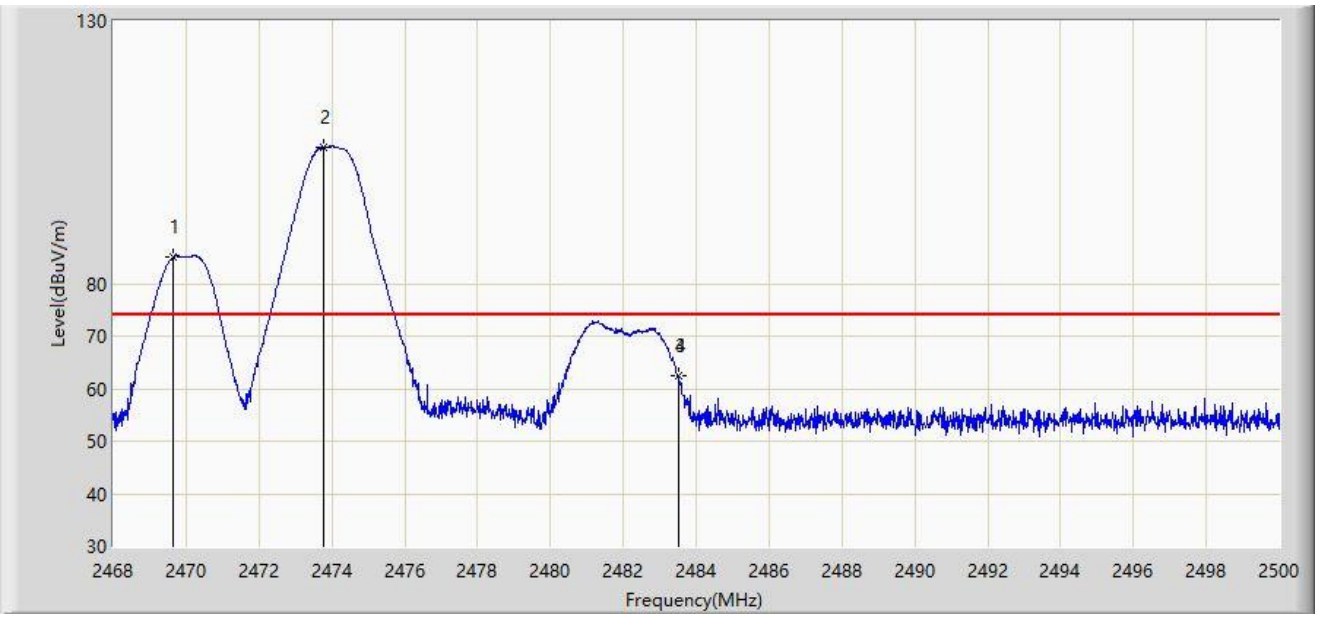

No	Mark	Frequency (MHz)	Measure Level (dBμV/m)	Reading Level (dBμV)	Margin (dB)	Limit (dBμV/m)	Factor (dB/m)	Type
1		2469.664	85.187	52.943	N/A	N/A	32.244	PK
2		2473.792	105.951	73.693	N/A	N/A	32.258	PK
3		2483.500	62.474	30.174	-11.526	74.000	32.300	PK
4	*	2483.504	62.518	30.218	-11.482	74.000	32.301	PK

Note 1: " * ", means this data is the worst emission level.

Note 2: Measure Level (dBμV/m) = Reading Level (dBμV) + Factor (dB/m).

Note 3: Factor (dB/m) = Cable Loss (dB) + Antenna Factor (dB/m).

Site: SIP-AC3	Test Date: 2024-05-17
Limit: FCC_2.4G_RE(3m)	Engineer: Barry Wu
Probe: HF907_102861_1-18GHz	Polarity: Horizontal
EUT: ACCESS POINT	Power: AC 120V/60Hz
Test Mode: Transmit at Ant 2 - Filter 1# - 2474MHz and Ant 4 - Filter 4# - 2470MHz	

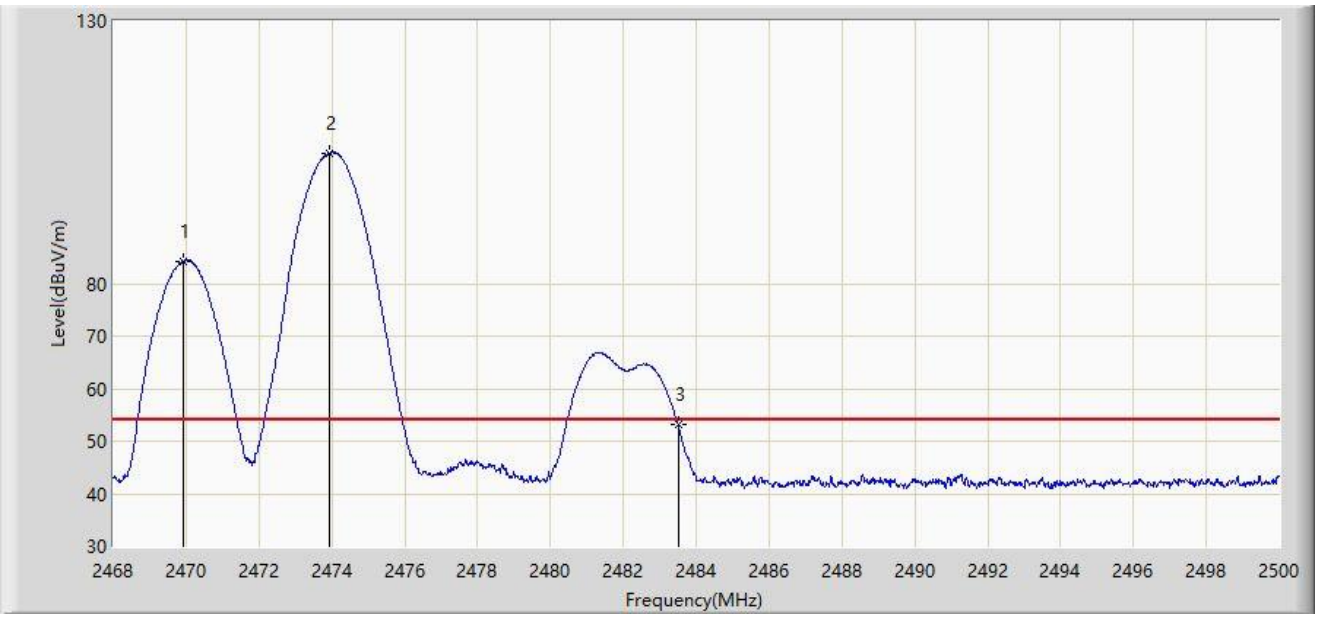

No	Mark	Frequency (MHz)	Measure Level (dBµV/m)	Reading Level (dBµV)	Margin (dB)	Limit (dBµV/m)	Factor (dB/m)	Type
1		2469.920	84.215	51.971	N/A	N/A	32.245	AV
2		2473.920	104.751	72.492	N/A	N/A	32.259	AV
3	*	2483.500	53.181	20.881	-0.819	54.000	32.300	AV

Note 1: " * ", means this data is the worst emission level.

Note 2: Measure Level (dBµV/m) = Reading Level (dBµV) + Factor (dB/m).

Note 3: Factor (dB/m) = Cable Loss (dB) + Antenna Factor (dB/m).

Site: SIP-AC3	Test Date: 2024-05-17
Limit: FCC_2.4G_RE(3m)	Engineer: Barry Wu
Probe: HF907_102861_1-18GHz	Polarity: Vertical
EUT: ACCESS POINT	Power: AC 120V/60Hz
Test Mode: Transmit at Ant 2 - Filter 1# - 2474MHz and Ant 4 - Filter 4# - 2470MHz	

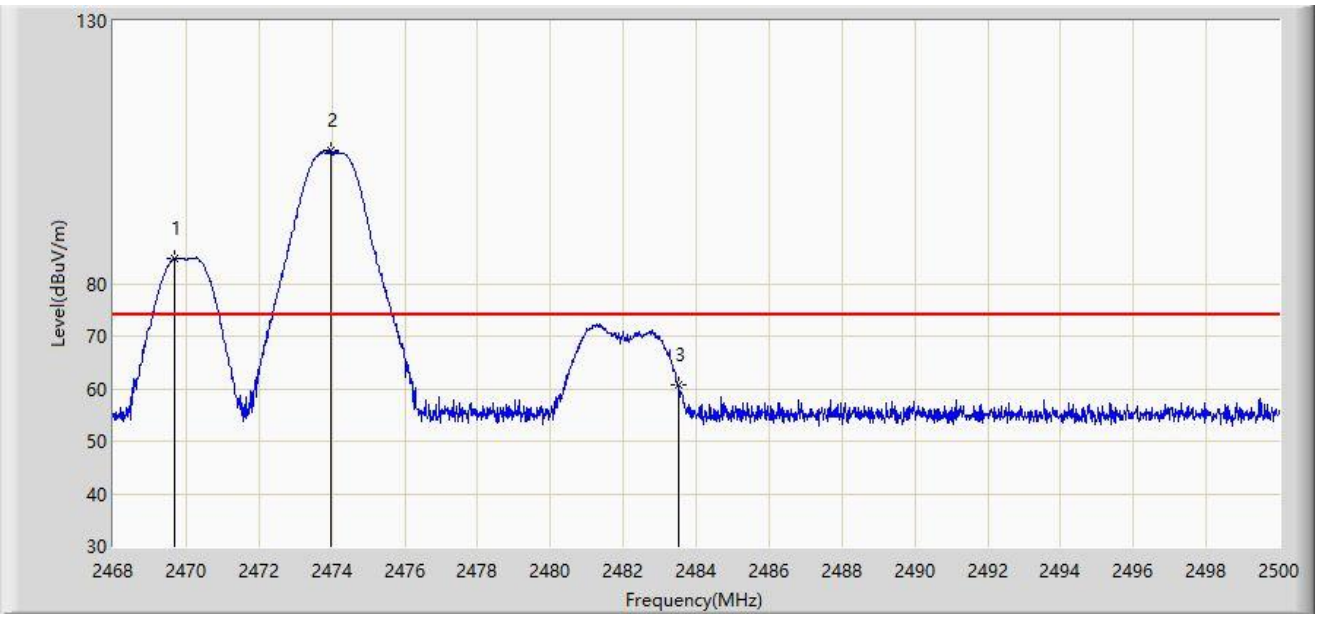

No	Mark	Frequency (MHz)	Measure Level (dBμV/m)	Reading Level (dBμV)	Margin (dB)	Limit (dBμV/m)	Factor (dB/m)	Type
1		2469.696	84.889	52.645	N/A	N/A	32.244	PK
2		2473.968	105.358	73.099	N/A	N/A	32.259	PK
3	*	2483.500	60.605	28.305	-13.395	74.000	32.300	PK

Note 1: " * ", means this data is the worst emission level.

Note 2: Measure Level (dBμV/m) = Reading Level (dBμV) + Factor (dB/m).

Note 3: Factor (dB/m) = Cable Loss (dB) + Antenna Factor (dB/m).

Site: SIP-AC3	Test Date: 2024-05-17
Limit: FCC_2.4G_RE(3m)	Engineer: Barry Wu
Probe: HF907_102861_1-18GHz	Polarity: Vertical
EUT: ACCESS POINT	Power: AC 120V/60Hz
Test Mode: Transmit at Ant 2 - Filter 1# - 2474MHz and Ant 4 - Filter 4# - 2470MHz	

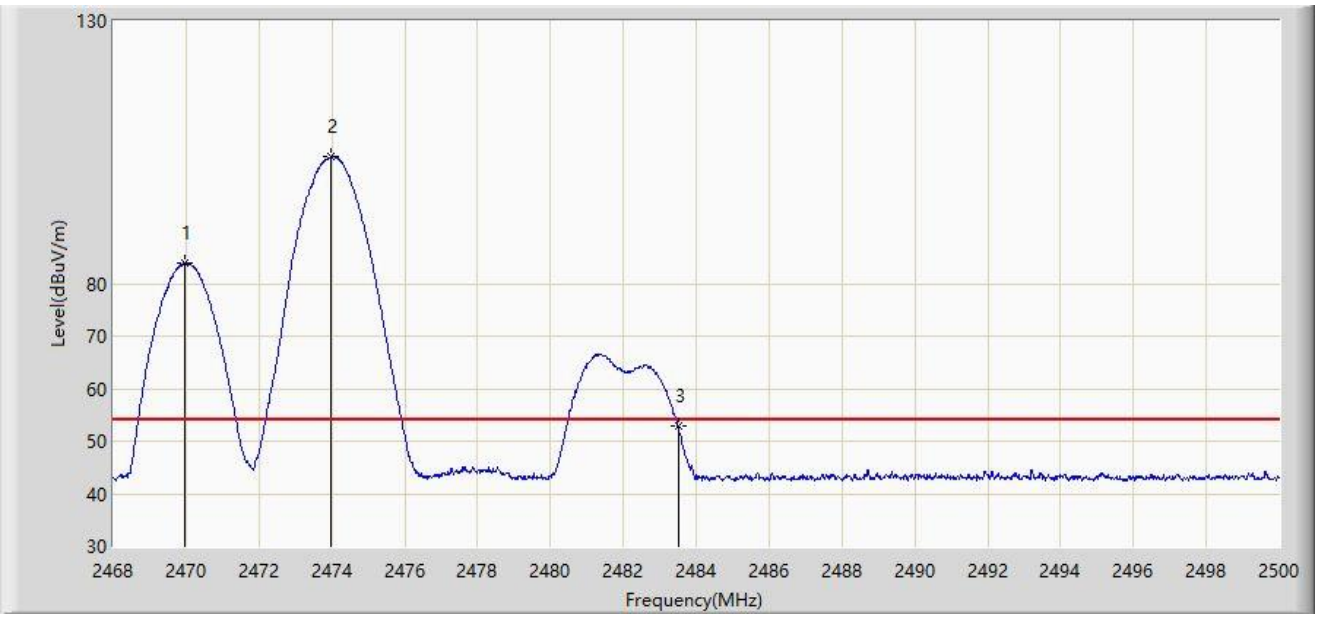

No	Mark	Frequency (MHz)	Measure Level (dBμV/m)	Reading Level (dBμV)	Margin (dB)	Limit (dBμV/m)	Factor (dB/m)	Type
1		2469.952	83.886	51.641	N/A	N/A	32.245	AV
2		2473.984	104.079	71.820	N/A	N/A	32.259	AV
3	*	2483.500	52.884	20.584	-1.116	54.000	32.300	AV

Note 1: " * ", means this data is the worst emission level.

Note 2: Measure Level (dBμV/m) = Reading Level (dBμV) + Factor (dB/m).

Note 3: Factor (dB/m) = Cable Loss (dB) + Antenna Factor (dB/m).

Site: SIP-AC3	Test Date: 2024-05-17
Limit: FCC_2.4G_RE(3m)	Engineer: Barry Wu
Probe: HF907_102861_1-18GHz	Polarity: Horizontal
EUT: ACCESS POINT	Power: AC 120V/60Hz
Test Mode: Transmit at Ant 2 - Filter 1# - 2474MHz and Ant 4 - Filter 4# - 2478MHz	

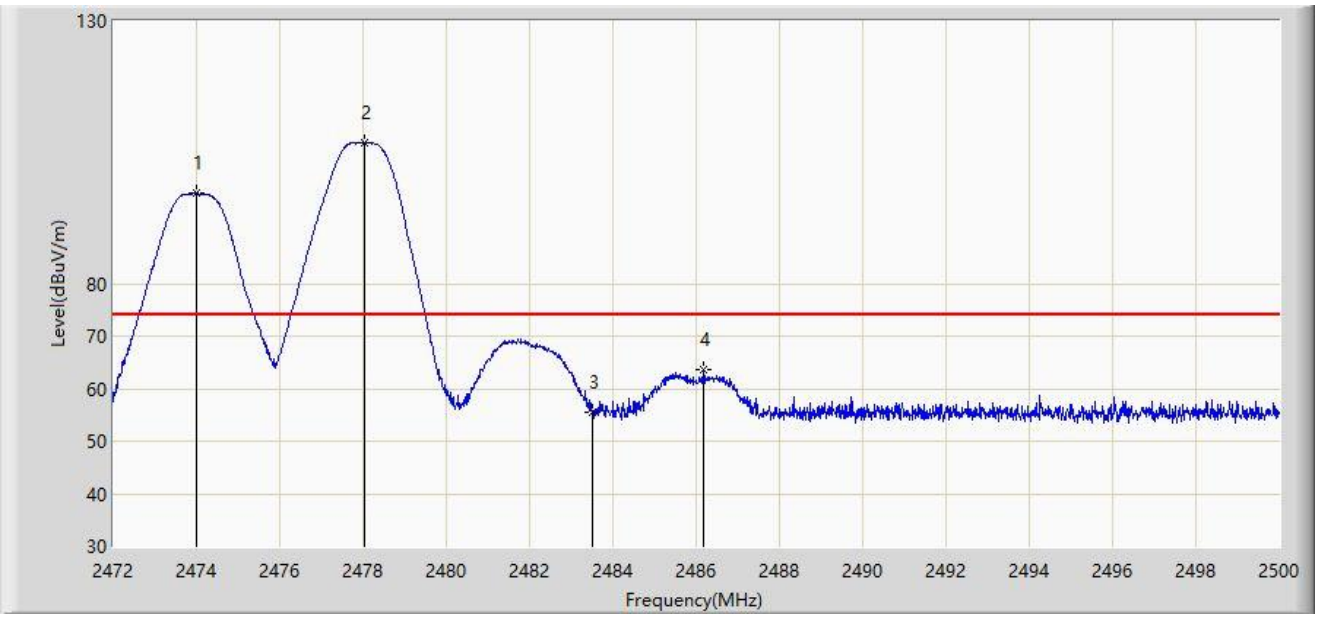

No	Mark	Frequency (MHz)	Measure Level (dBμV/m)	Reading Level (dBμV)	Margin (dB)	Limit (dBμV/m)	Factor (dB/m)	Type
1		2473.988	97.254	64.995	N/A	N/A	32.259	PK
2		2478.034	106.872	74.598	N/A	N/A	32.274	PK
3		2483.500	55.430	23.130	-18.570	74.000	32.300	PK
4	*	2486.182	63.487	31.173	-10.513	74.000	32.314	PK

Note 1: " * ", means this data is the worst emission level.

Note 2: Measure Level (dBμV/m) = Reading Level (dBμV) + Factor (dB/m).

Note 3: Factor (dB/m) = Cable Loss (dB) + Antenna Factor (dB/m).

Site: SIP-AC3	Test Date: 2024-05-17
Limit: FCC_2.4G_RE(3m)	Engineer: Barry Wu
Probe: HF907_102861_1-18GHz	Polarity: Horizontal
EUT: ACCESS POINT	Power: AC 120V/60Hz
Test Mode: Transmit at Ant 2 - Filter 1# - 2474MHz and Ant 4 - Filter 4# - 2478MHz	

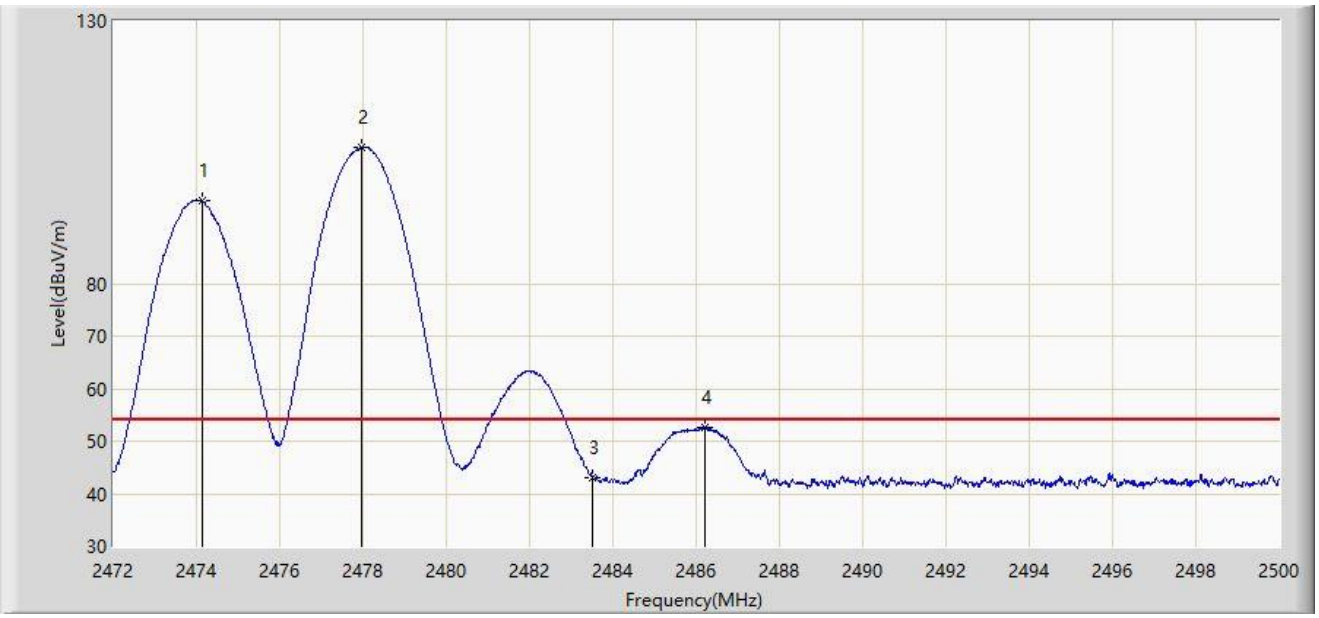

No	Mark	Frequency (MHz)	Measure Level (dBμV/m)	Reading Level (dBμV)	Margin (dB)	Limit (dBμV/m)	Factor (dB/m)	Type
1		2474.156	95.772	63.512	N/A	N/A	32.260	AV
2		2477.978	105.932	73.659	N/A	N/A	32.273	AV
3		2483.500	43.171	10.871	-10.829	54.000	32.300	AV
4	*	2486.224	52.723	20.409	-1.277	54.000	32.314	AV

Note 1: " * ", means this data is the worst emission level.

Note 2: Measure Level (dBμV/m) = Reading Level (dBμV) + Factor (dB/m).

Note 3: Factor (dB/m) = Cable Loss (dB) + Antenna Factor (dB/m).

Site: SIP-AC3	Test Date: 2024-05-17
Limit: FCC_2.4G_RE(3m)	Engineer: Barry Wu
Probe: HF907_102861_1-18GHz	Polarity: Vertical
EUT: ACCESS POINT	Power: AC 120V/60Hz
Test Mode: Transmit at Ant 2 - Filter 1# - 2474MHz and Ant 4 - Filter 4# - 2478MHz	

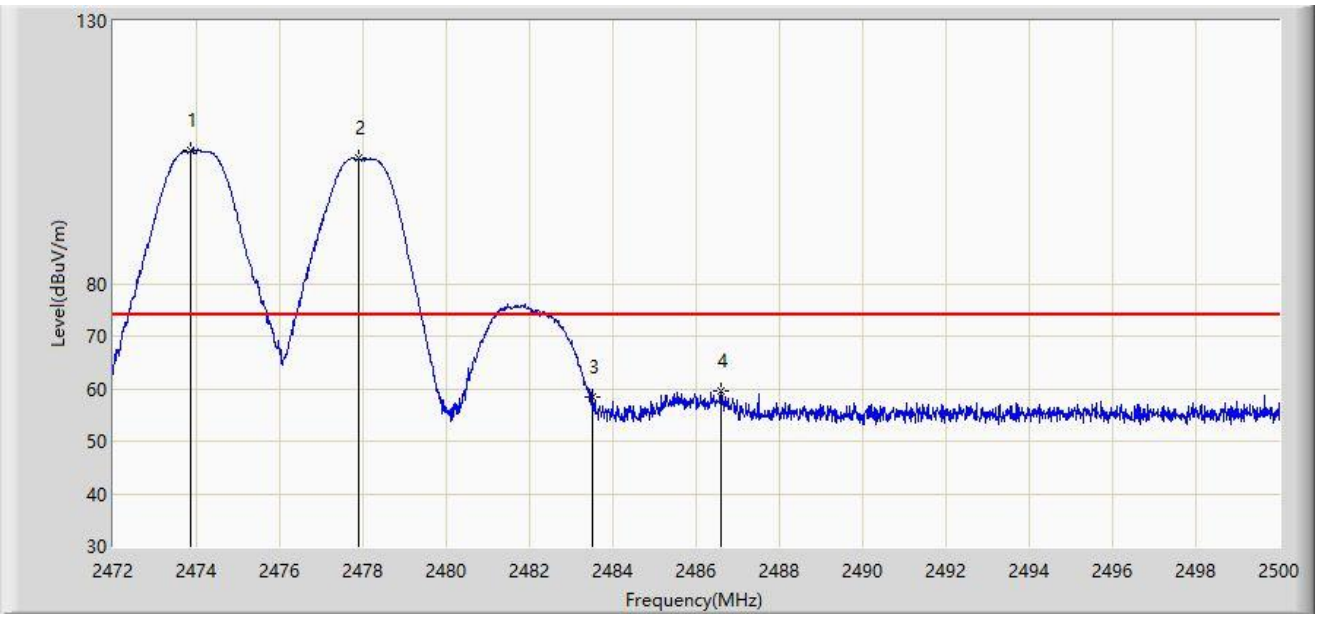

No	Mark	Frequency (MHz)	Measure Level (dBμV/m)	Reading Level (dBμV)	Margin (dB)	Limit (dBμV/m)	Factor (dB/m)	Type
1		2473.862	105.368	73.109	N/A	N/A	32.259	PK
2		2477.908	103.775	71.502	N/A	N/A	32.273	PK
3		2483.500	58.358	26.058	-15.642	74.000	32.300	PK
4	*	2486.588	59.653	27.337	-14.347	74.000	32.316	PK

Note 1: " * ", means this data is the worst emission level.

Note 2: Measure Level (dBμV/m) = Reading Level (dBμV) + Factor (dB/m).

Note 3: Factor (dB/m) = Cable Loss (dB) + Antenna Factor (dB/m).

Site: SIP-AC3	Test Date: 2024-05-17
Limit: FCC_2.4G_RE(3m)	Engineer: Barry Wu
Probe: HF907_102861_1-18GHz	Polarity: Vertical
EUT: ACCESS POINT	Power: AC 120V/60Hz
Test Mode: Transmit at Ant 2 - Filter 1# - 2474MHz and Ant 4 - Filter 4# - 2478MHz	

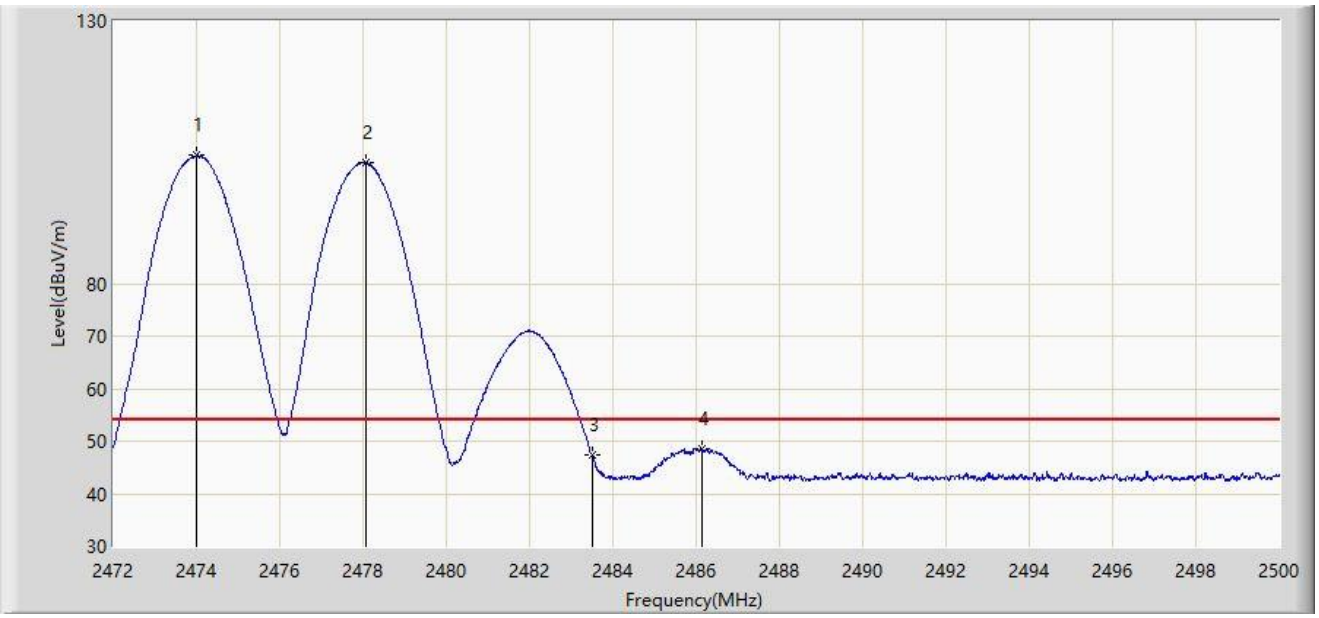

No	Mark	Frequency (MHz)	Measure Level (dBμV/m)	Reading Level (dBμV)	Margin (dB)	Limit (dBμV/m)	Factor (dB/m)	Type
1		2474.002	104.382	72.123	N/A	N/A	32.259	AV
2		2478.076	102.978	70.704	N/A	N/A	32.274	AV
3		2483.500	47.312	15.012	-6.688	54.000	32.300	AV
4	*	2486.126	48.537	16.223	-5.463	54.000	32.314	AV

Note 1: " * ", means this data is the worst emission level.

Note 2: Measure Level (dBμV/m) = Reading Level (dBμV) + Factor (dB/m).

Note 3: Factor (dB/m) = Cable Loss (dB) + Antenna Factor (dB/m).

Site: SIP-AC3	Test Date: 2024-05-17
Limit: FCC_2.4G_RE(3m)	Engineer: Barry Wu
Probe: HF907_102861_1-18GHz	Polarity: Horizontal
EUT: ACCESS POINT	Power: AC 120V/60Hz
Test Mode: Transmit at Ant 2 - Filter 1# - 2474MHz and Ant 4 - Filter 4# - 2480MHz	

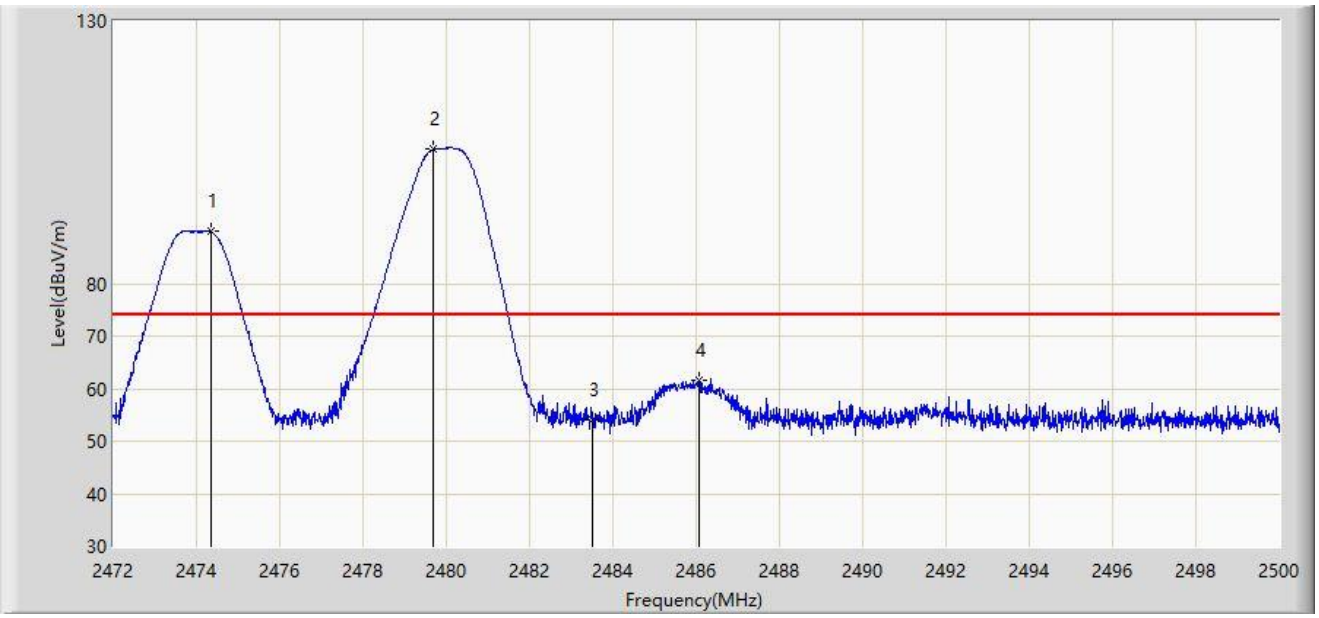

No	Mark	Frequency (MHz)	Measure Level (dBμV/m)	Reading Level (dBμV)	Margin (dB)	Limit (dBμV/m)	Factor (dB/m)	Type
1		2474.338	89.866	57.606	N/A	N/A	32.260	PK
2		2479.700	105.643	73.362	N/A	N/A	32.280	PK
3		2483.500	54.139	21.839	-19.861	74.000	32.300	PK
4	*	2486.084	61.614	29.300	-12.386	74.000	32.313	PK

Note 1: " * ", means this data is the worst emission level.

Note 2: Measure Level (dBμV/m) = Reading Level (dBμV) + Factor (dB/m).

Note 3: Factor (dB/m) = Cable Loss (dB) + Antenna Factor (dB/m).

Site: SIP-AC3	Test Date: 2024-05-17
Limit: FCC_2.4G_RE(3m)	Engineer: Barry Wu
Probe: HF907_102861_1-18GHz	Polarity: Horizontal
EUT: ACCESS POINT	Power: AC 120V/60Hz
Test Mode: Transmit at Ant 2 - Filter 1# - 2474MHz and Ant 4 - Filter 4# - 2480MHz	

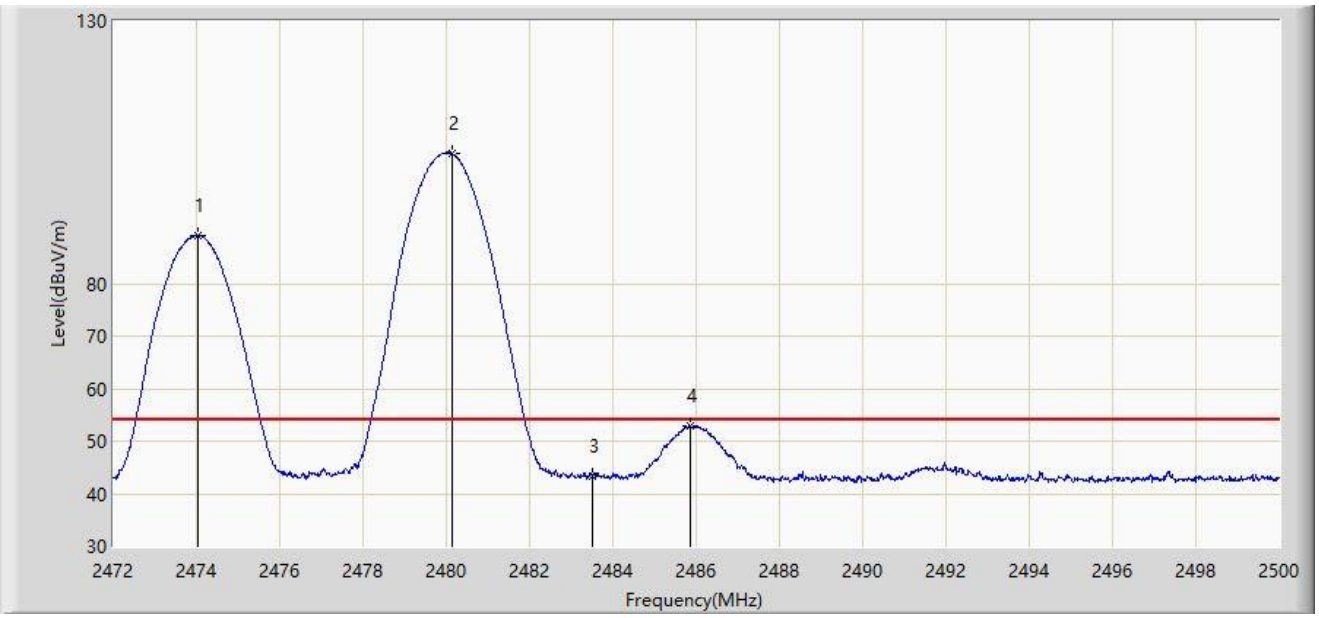

No	Mark	Frequency (MHz)	Measure Level (dBµV/m)	Reading Level (dBµV)	Margin (dB)	Limit (dBµV/m)	Factor (dB/m)	Type
1		2474.044	89.165	56.906	N/A	N/A	32.260	AV
2		2480.134	104.749	72.466	N/A	N/A	32.283	AV
3		2483.500	43.312	11.012	-10.688	54.000	32.300	AV
4	*	2485.874	52.839	20.526	-1.161	54.000	32.312	AV

Note 1: " * ", means this data is the worst emission level.

Note 2: Measure Level (dBµV/m) = Reading Level (dBµV) + Factor (dB/m).

Note 3: Factor (dB/m) = Cable Loss (dB) + Antenna Factor (dB/m).

Site: SIP-AC3	Test Date: 2024-05-17
Limit: FCC_2.4G_RE(3m)	Engineer: Barry Wu
Probe: HF907_102861_1-18GHz	Polarity: Vertical
EUT: ACCESS POINT	Power: AC 120V/60Hz
Test Mode: Transmit at Ant 2 - Filter 1# - 2474MHz and Ant 4 - Filter 4# - 2480MHz	

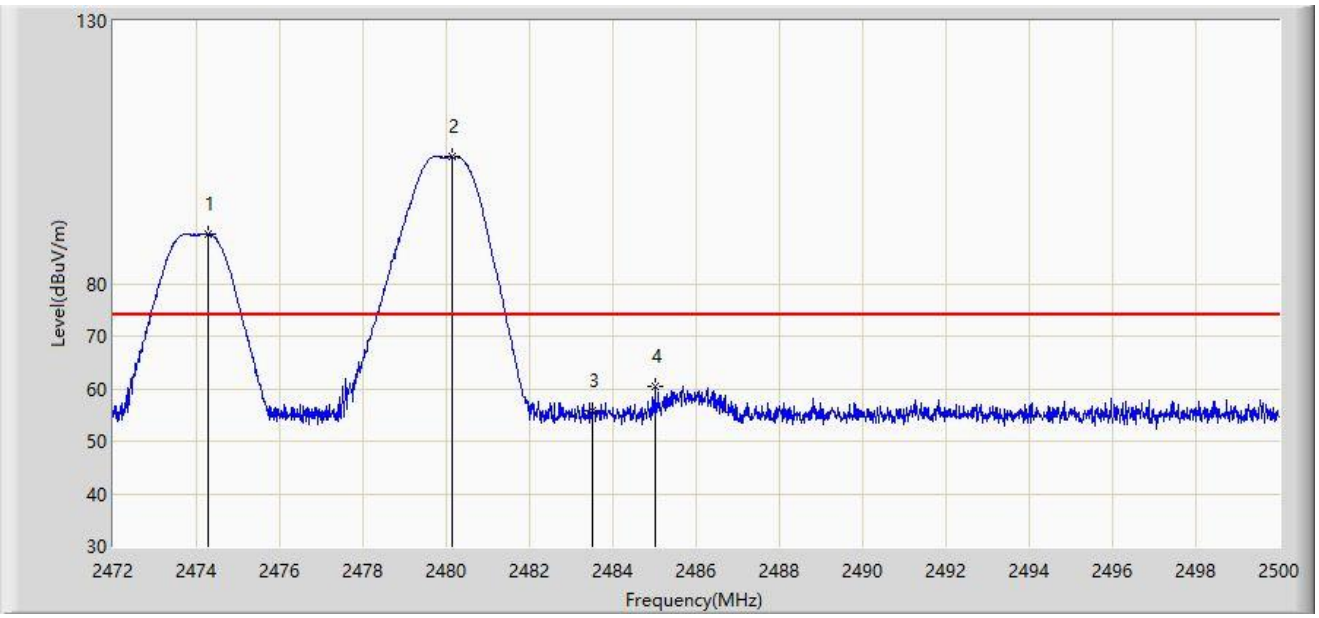

No	Mark	Frequency (MHz)	Measure Level (dBμV/m)	Reading Level (dBμV)	Margin (dB)	Limit (dBμV/m)	Factor (dB/m)	Type
1		2474.268	89.490	57.230	N/A	N/A	32.260	PK
2		2480.134	104.283	72.000	N/A	N/A	32.283	PK
3		2483.500	55.761	23.461	-18.239	74.000	32.300	PK
4	*	2485.006	60.556	28.248	-13.444	74.000	32.308	PK

Note 1: " * ", means this data is the worst emission level.

Note 2: Measure Level (dBμV/m) = Reading Level (dBμV) + Factor (dB/m).

Note 3: Factor (dB/m) = Cable Loss (dB) + Antenna Factor (dB/m).

Site: SIP-AC3	Test Date: 2024-05-17
Limit: FCC_2.4G_RE(3m)	Engineer: Barry Wu
Probe: HF907_102861_1-18GHz	Polarity: Vertical
EUT: ACCESS POINT	Power: AC 120V/60Hz
Test Mode: Transmit at Ant 2 - Filter 1# - 2474MHz and Ant 4 - Filter 4# - 2480MHz	

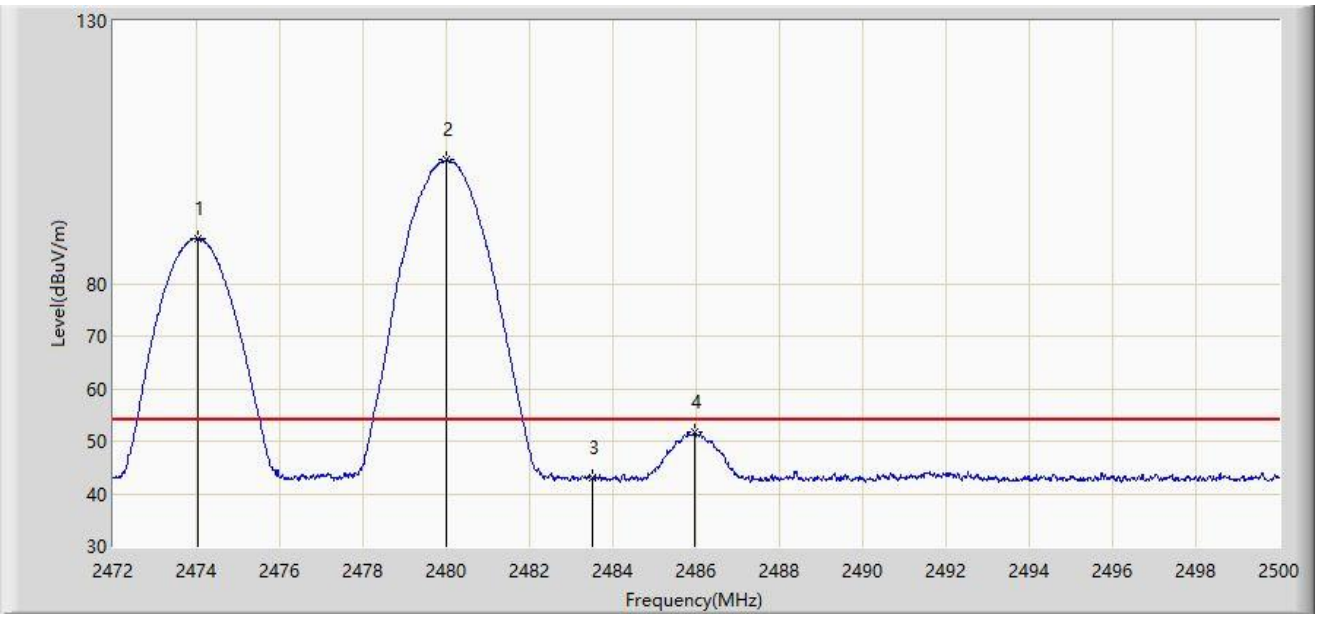

No	Mark	Frequency (MHz)	Measure Level (dBμV/m)	Reading Level (dBμV)	Margin (dB)	Limit (dBμV/m)	Factor (dB/m)	Type
1		2474.030	88.611	56.352	N/A	N/A	32.259	AV
2		2480.008	103.488	71.206	N/A	N/A	32.282	AV
3		2483.500	43.042	10.742	-10.958	54.000	32.300	AV
4	*	2485.972	51.714	19.401	-2.286	54.000	32.313	AV

Note 1: " * ", means this data is the worst emission level.

Note 2: Measure Level (dBμV/m) = Reading Level (dBμV) + Factor (dB/m).

Note 3: Factor (dB/m) = Cable Loss (dB) + Antenna Factor (dB/m).

Site: SIP-AC3	Test Date: 2024-05-17
Limit: FCC_2.4G_RE(3m)	Engineer: Barry Wu
Probe: HF907_102861_1-18GHz	Polarity: Horizontal
EUT: ACCESS POINT	Power: AC 120V/60Hz
Test Mode: Transmit at Ant 2 - Filter 1# - 2476MHz and Ant 4 - Filter 4# - 2468MHz	

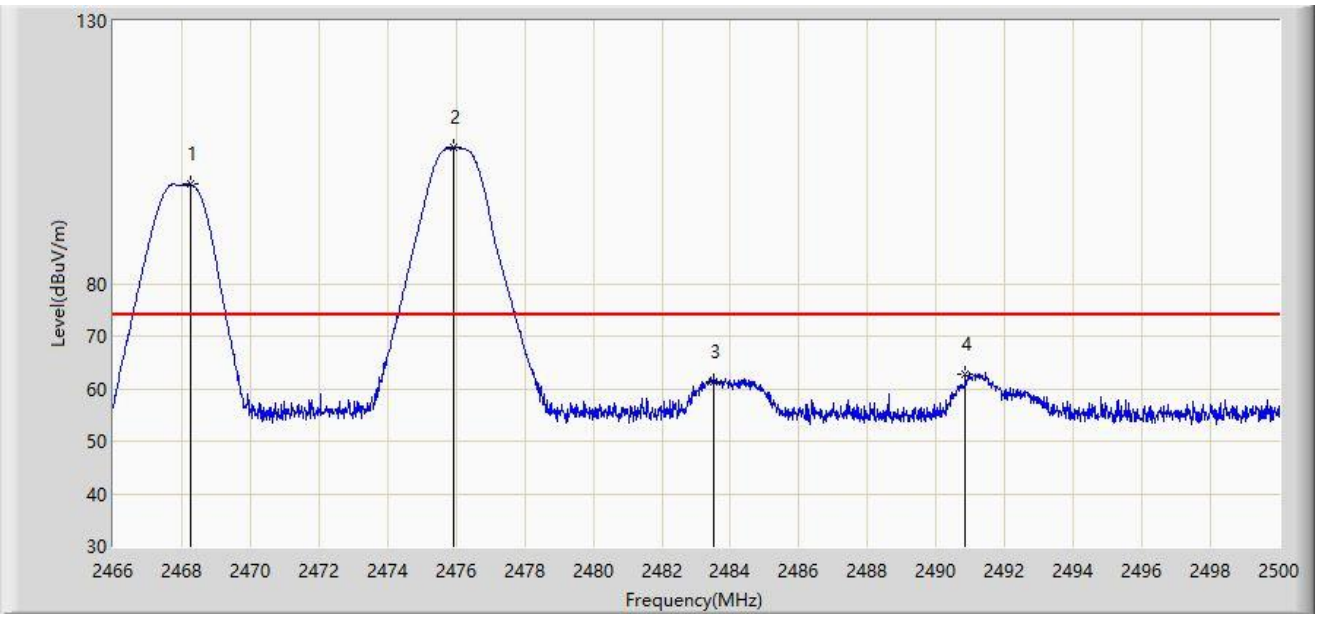

No	Mark	Frequency (MHz)	Measure Level (dBμV/m)	Reading Level (dBμV)	Margin (dB)	Limit (dBμV/m)	Factor (dB/m)	Type
1		2468.261	98.869	66.631	N/A	N/A	32.238	PK
2		2475.928	105.934	73.668	N/A	N/A	32.266	PK
3		2483.500	61.292	28.992	-12.708	74.000	32.300	PK
4	*	2490.837	62.815	30.477	-11.185	74.000	32.338	PK

Note 1: " * ", means this data is the worst emission level.

Note 2: Measure Level (dBμV/m) = Reading Level (dBμV) + Factor (dB/m).

Note 3: Factor (dB/m) = Cable Loss (dB) + Antenna Factor (dB/m).

Site: SIP-AC3	Test Date: 2024-05-17
Limit: FCC_2.4G_RE(3m)	Engineer: Barry Wu
Probe: HF907_102861_1-18GHz	Polarity: Horizontal
EUT: ACCESS POINT	Power: AC 120V/60Hz
Test Mode: Transmit at Ant 2 - Filter 1# - 2476MHz and Ant 4 - Filter 4# - 2468MHz	

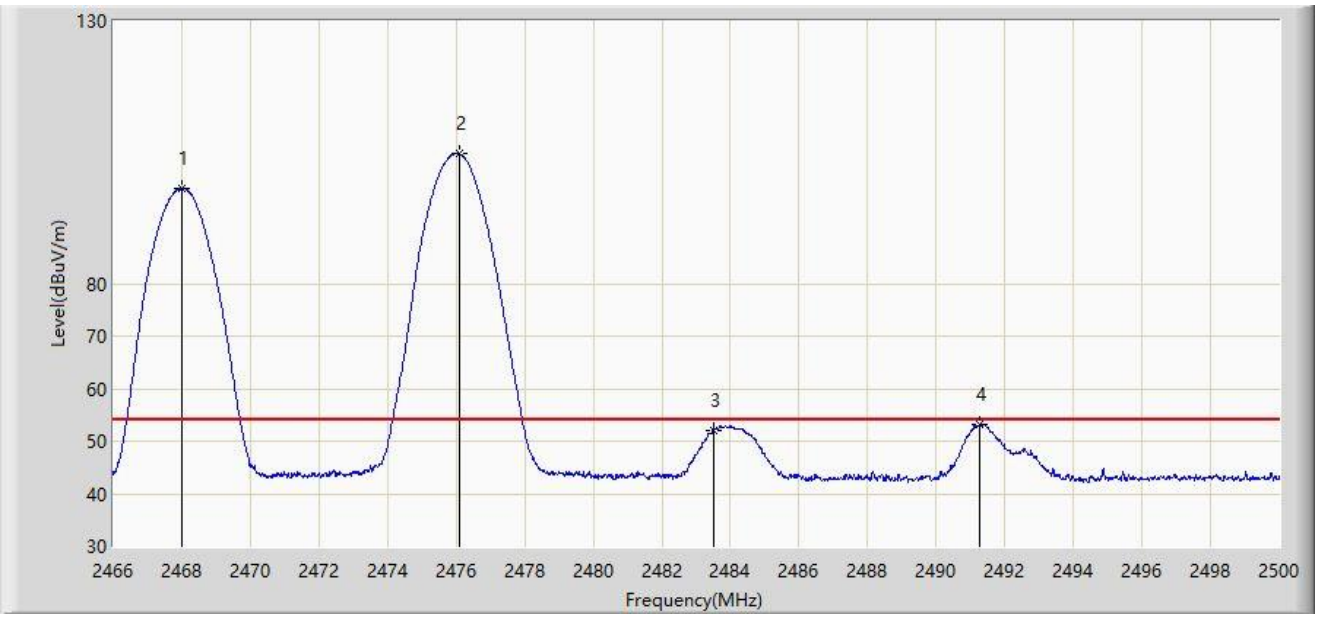

No	Mark	Frequency (MHz)	Measure Level (dBμV/m)	Reading Level (dBμV)	Margin (dB)	Limit (dBμV/m)	Factor (dB/m)	Type
1		2467.989	98.171	65.934	N/A	N/A	32.237	AV
2		2476.081	104.725	72.458	N/A	N/A	32.267	AV
3		2483.500	52.046	19.746	-1.954	54.000	32.300	AV
4	*	2491.262	53.167	20.827	-0.833	54.000	32.340	AV

Note 1: " * ", means this data is the worst emission level.

Note 2: Measure Level (dBμV/m) = Reading Level (dBμV) + Factor (dB/m).

Note 3: Factor (dB/m) = Cable Loss (dB) + Antenna Factor (dB/m).

Site: SIP-AC3	Test Date: 2024-05-17
Limit: FCC_2.4G_RE(3m)	Engineer: Barry Wu
Probe: HF907_102861_1-18GHz	Polarity: Vertical
EUT: ACCESS POINT	Power: AC 120V/60Hz
Test Mode: Transmit at Ant 2 - Filter 1# - 2476MHz and Ant 4 - Filter 4# - 2468MHz	

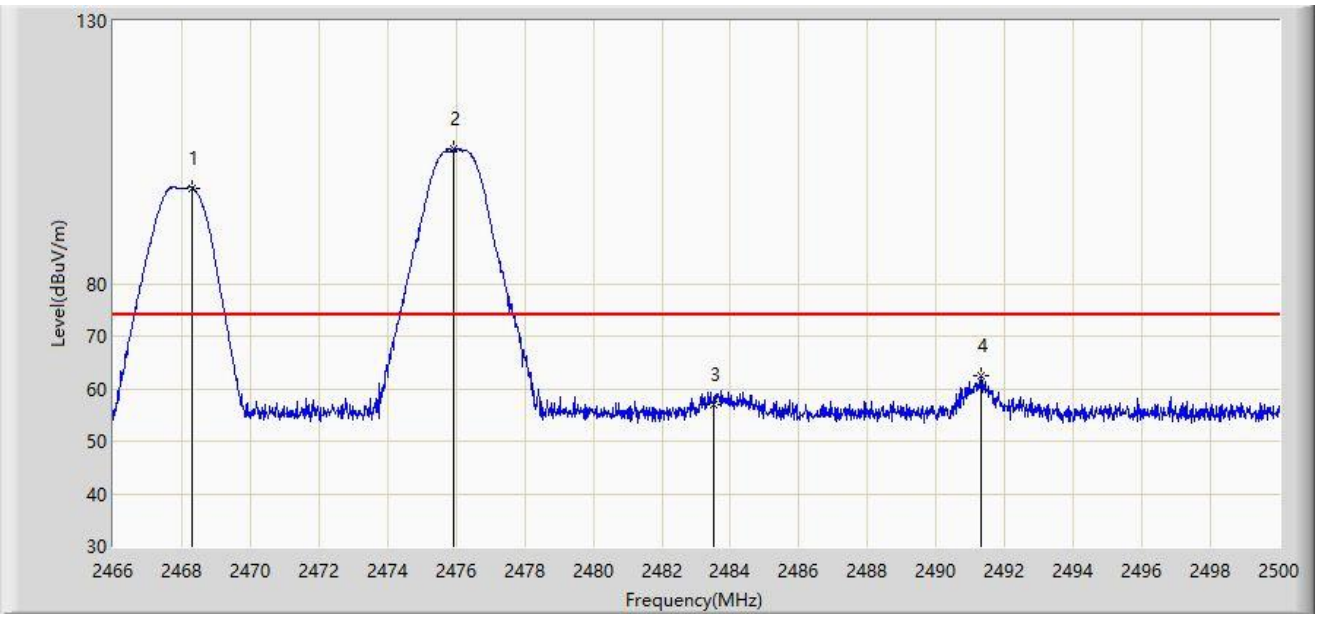

No	Mark	Frequency (MHz)	Measure Level (dBμV/m)	Reading Level (dBμV)	Margin (dB)	Limit (dBμV/m)	Factor (dB/m)	Type
1		2468.312	98.259	66.020	N/A	N/A	32.239	PK
2		2475.911	105.684	73.418	N/A	N/A	32.266	PK
3		2483.500	56.872	24.572	-17.128	74.000	32.300	PK
4	*	2491.313	62.592	30.251	-11.408	74.000	32.341	PK

Note 1: " * ", means this data is the worst emission level.

Note 2: Measure Level (dBμV/m) = Reading Level (dBμV) + Factor (dB/m).

Note 3: Factor (dB/m) = Cable Loss (dB) + Antenna Factor (dB/m).

Site: SIP-AC3	Test Date: 2024-05-17
Limit: FCC_2.4G_RE(3m)	Engineer: Barry Wu
Probe: HF907_102861_1-18GHz	Polarity: Vertical
EUT: ACCESS POINT	Power: AC 120V/60Hz
Test Mode: Transmit at Ant 2 - Filter 1# - 2476MHz and Ant 4 - Filter 4# - 2468MHz	

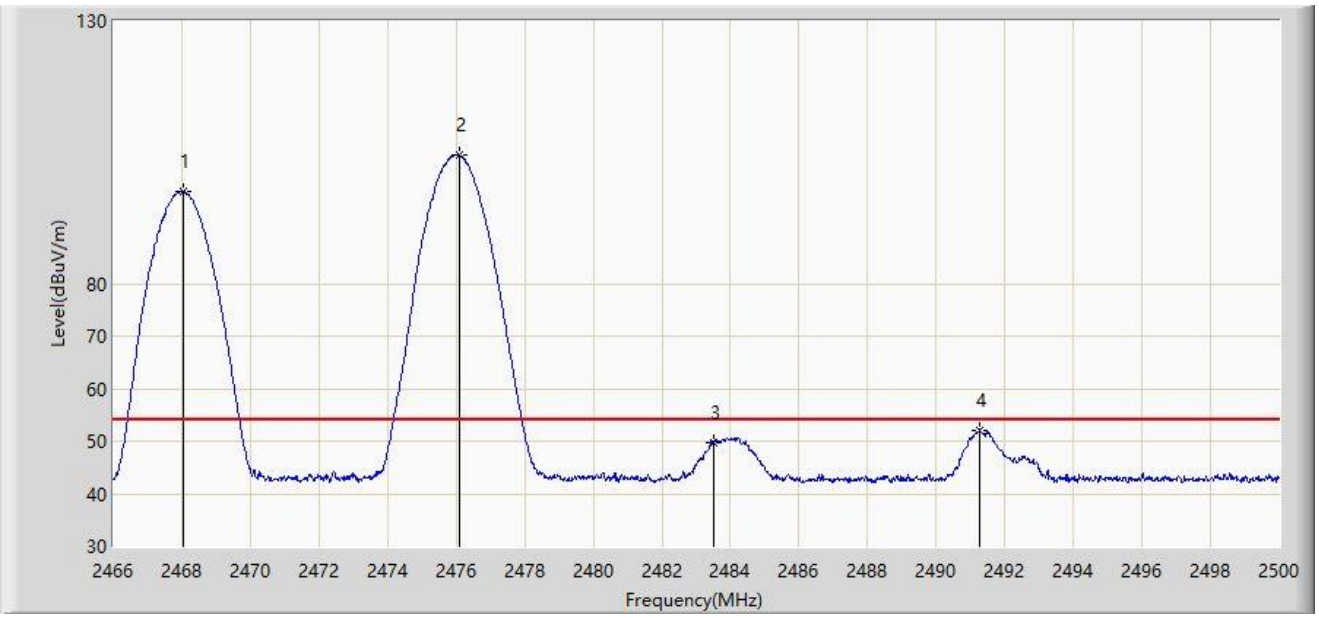

No	Mark	Frequency (MHz)	Measure Level (dBμV/m)	Reading Level (dBμV)	Margin (dB)	Limit (dBμV/m)	Factor (dB/m)	Type
1		2468.057	97.569	65.331	N/A	N/A	32.237	AV
2		2476.081	104.542	72.275	N/A	N/A	32.267	AV
3		2483.500	49.640	17.340	-4.360	54.000	32.300	AV
4	*	2491.245	52.122	19.782	-1.878	54.000	32.340	AV

Note 1: " * ", means this data is the worst emission level.

Note 2: Measure Level (dBμV/m) = Reading Level (dBμV) + Factor (dB/m).

Note 3: Factor (dB/m) = Cable Loss (dB) + Antenna Factor (dB/m).

Site: SIP-AC3	Test Date: 2024-05-17
Limit: FCC_2.4G_RE(3m)	Engineer: Barry Wu
Probe: HF907_102861_1-18GHz	Polarity: Horizontal
EUT: ACCESS POINT	Power: AC 120V/60Hz
Test Mode: Transmit at Ant 2 - Filter 1# - 2476MHz and Ant 4 - Filter 4# - 2470MHz	

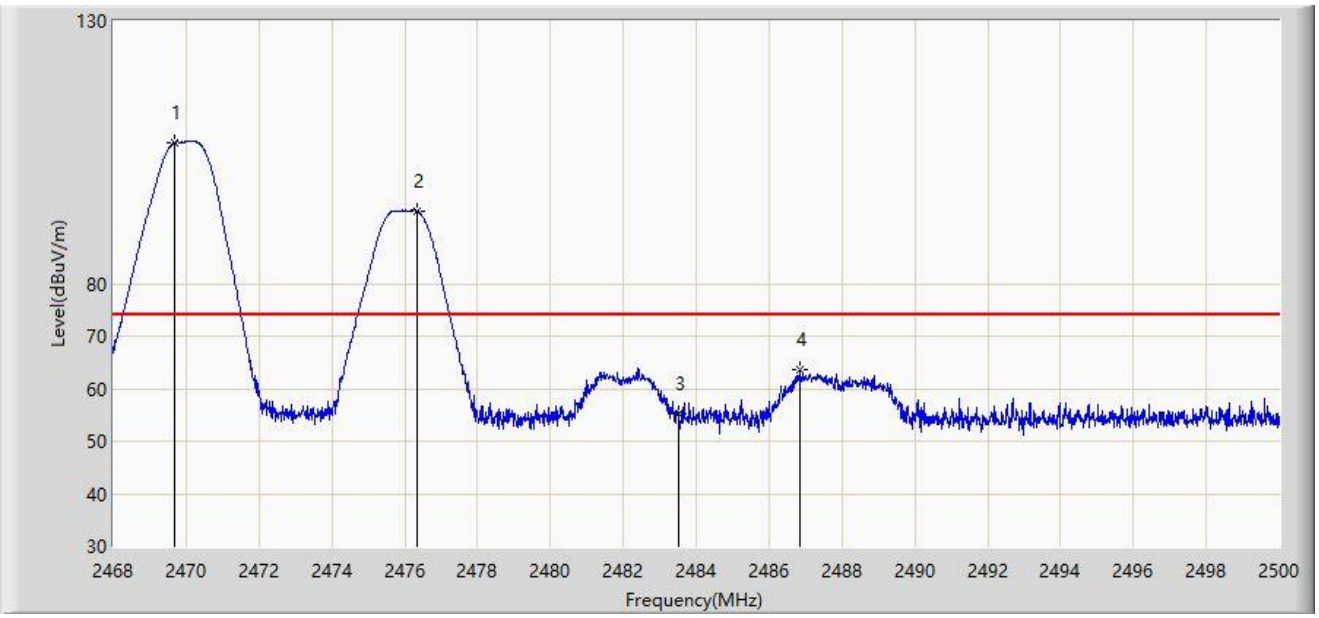

No	Mark	Frequency (MHz)	Measure Level (dBμV/m)	Reading Level (dBμV)	Margin (dB)	Limit (dBμV/m)	Factor (dB/m)	Type
1		2469.680	106.883	74.639	N/A	N/A	32.244	PK
2		2476.336	93.860	61.593	N/A	N/A	32.268	PK
3		2483.500	55.336	23.036	-18.664	74.000	32.300	PK
4	*	2486.832	63.600	31.282	-10.400	74.000	32.317	PK

Note 1: " * ", means this data is the worst emission level.

Note 2: Measure Level (dBμV/m) = Reading Level (dBμV) + Factor (dB/m).

Note 3: Factor (dB/m) = Cable Loss (dB) + Antenna Factor (dB/m).

Site: SIP-AC3	Test Date: 2024-05-17
Limit: FCC_2.4G_RE(3m)	Engineer: Barry Wu
Probe: HF907_102861_1-18GHz	Polarity: Horizontal
EUT: ACCESS POINT	Power: AC 120V/60Hz
Test Mode: Transmit at Ant 2 - Filter 1# - 2476MHz and Ant 4 - Filter 4# - 2470MHz	

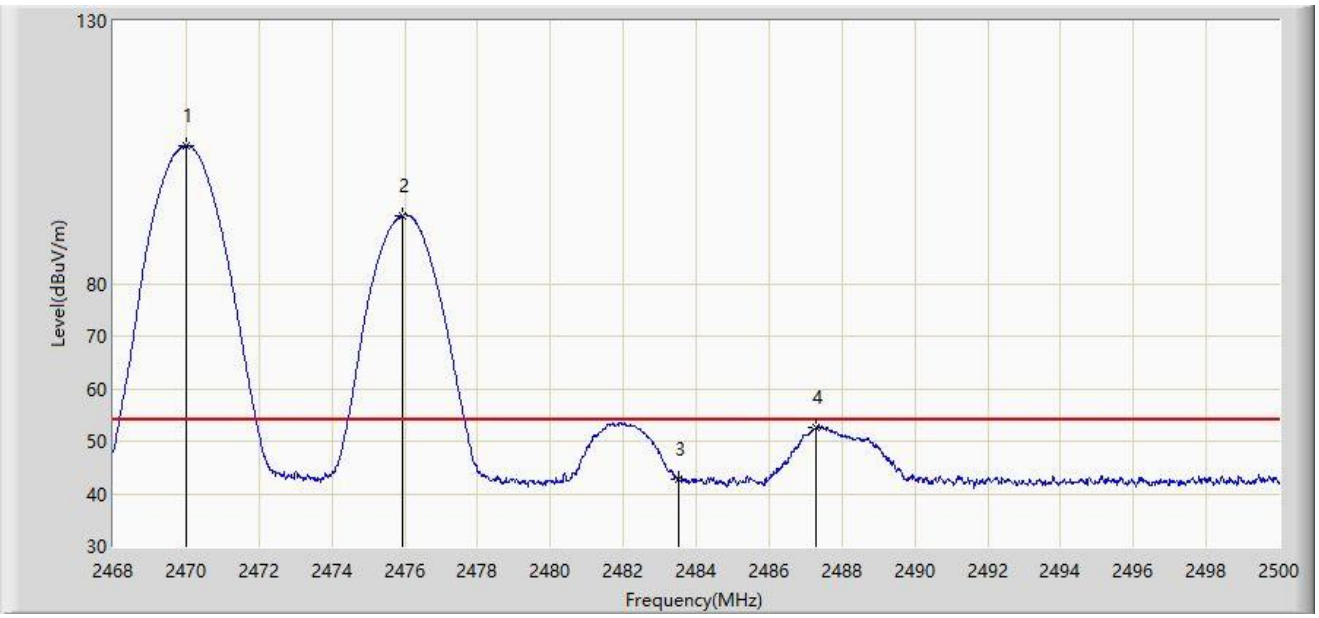

No	Mark	Frequency (MHz)	Measure Level (dBμV/m)	Reading Level (dBμV)	Margin (dB)	Limit (dBμV/m)	Factor (dB/m)	Type
1		2470.000	106.286	74.041	N/A	N/A	32.244	AV
2		2475.920	92.921	60.655	N/A	N/A	32.266	AV
3		2483.500	42.892	10.592	-11.108	54.000	32.300	AV
4	*	2487.296	52.556	20.236	-1.444	54.000	32.319	AV

Note 1: " * ", means this data is the worst emission level.

Note 2: Measure Level (dBμV/m) = Reading Level (dBμV) + Factor (dB/m).

Note 3: Factor (dB/m) = Cable Loss (dB) + Antenna Factor (dB/m).

Site: SIP-AC3	Test Date: 2024-05-17
Limit: FCC_2.4G_RE(3m)	Engineer: Barry Wu
Probe: HF907_102861_1-18GHz	Polarity: Vertical
EUT: ACCESS POINT	Power: AC 120V/60Hz
Test Mode: Transmit at Ant 2 - Filter 1# - 2476MHz and Ant 4 - Filter 4# - 2470MHz	

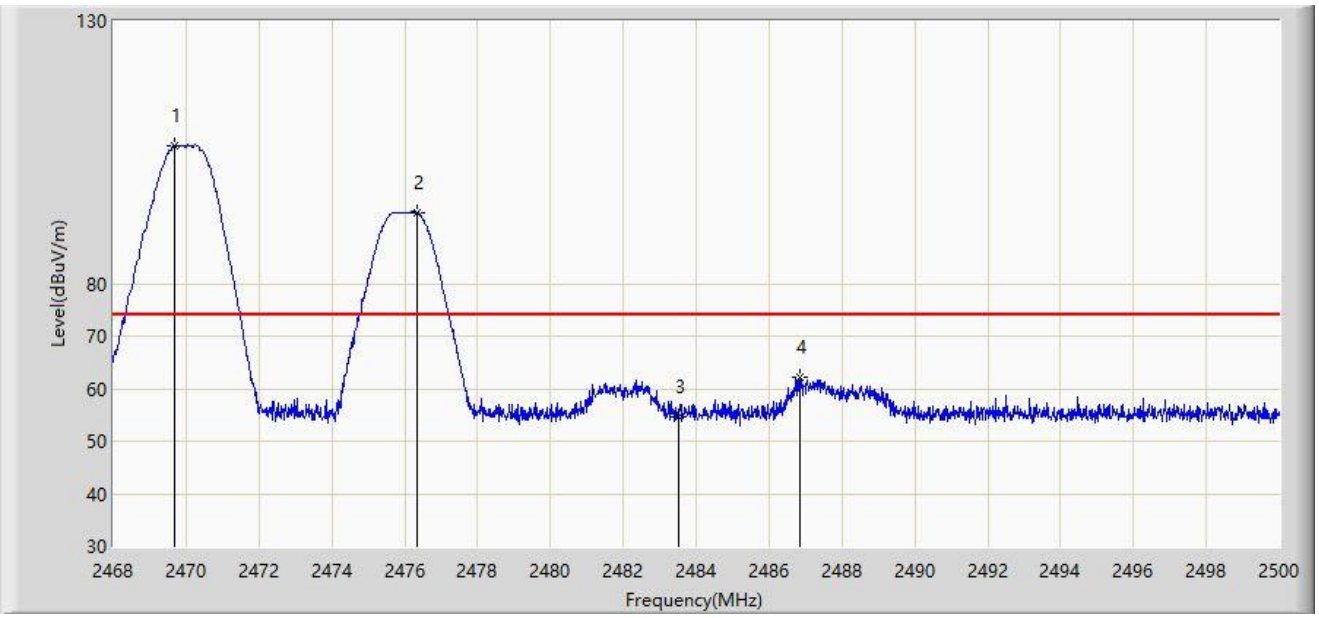

No	Mark	Frequency (MHz)	Measure Level (dBμV/m)	Reading Level (dBμV)	Margin (dB)	Limit (dBμV/m)	Factor (dB/m)	Type
1		2469.680	106.273	74.029	N/A	N/A	32.244	PK
2		2476.336	93.605	61.338	N/A	N/A	32.268	PK
3		2483.500	54.523	22.223	-19.477	74.000	32.300	PK
4	*	2486.832	62.247	29.929	-11.753	74.000	32.317	PK

Note 1: " * ", means this data is the worst emission level.

Note 2: Measure Level (dBμV/m) = Reading Level (dBμV) + Factor (dB/m).

Note 3: Factor (dB/m) = Cable Loss (dB) + Antenna Factor (dB/m).

Site: SIP-AC3	Test Date: 2024-05-17
Limit: FCC_2.4G_RE(3m)	Engineer: Barry Wu
Probe: HF907_102861_1-18GHz	Polarity: Vertical
EUT: ACCESS POINT	Power: AC 120V/60Hz
Test Mode: Transmit at Ant 2 - Filter 1# - 2476MHz and Ant 4 - Filter 4# - 2470MHz	

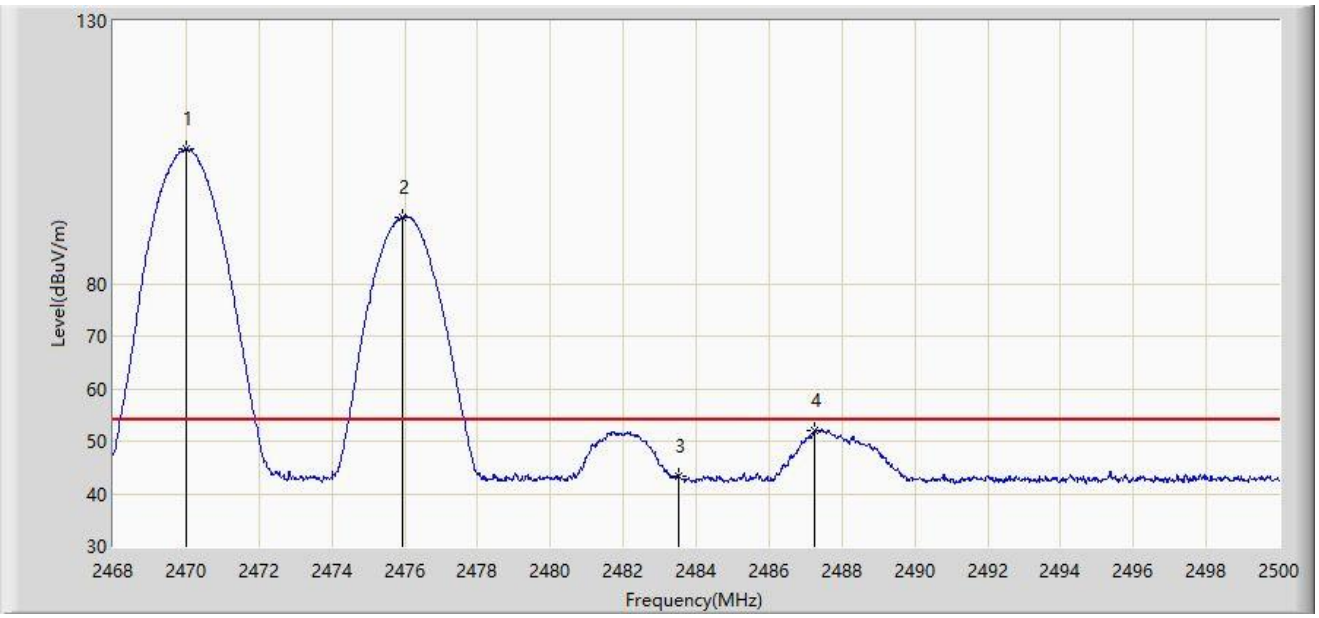

No	Mark	Frequency (MHz)	Measure Level (dBμV/m)	Reading Level (dBμV)	Margin (dB)	Limit (dBμV/m)	Factor (dB/m)	Type
1		2470.000	105.636	73.391	N/A	N/A	32.244	AV
2		2475.920	92.609	60.343	N/A	N/A	32.266	AV
3		2483.500	43.313	11.013	-10.687	54.000	32.300	AV
4	*	2487.232	51.992	19.672	-2.008	54.000	32.319	AV

Note 1: " * ", means this data is the worst emission level.

Note 2: Measure Level (dBμV/m) = Reading Level (dBμV) + Factor (dB/m).

Note 3: Factor (dB/m) = Cable Loss (dB) + Antenna Factor (dB/m).

Site: SIP-AC3	Test Date: 2024-05-17
Limit: FCC_2.4G_RE(3m)	Engineer: Barry Wu
Probe: HF907_102861_1-18GHz	Polarity: Horizontal
EUT: ACCESS POINT	Power: AC 120V/60Hz
Test Mode: Transmit at Ant 2 - Filter 1# - 2476MHz and Ant 4 - Filter 4# - 2472MHz	

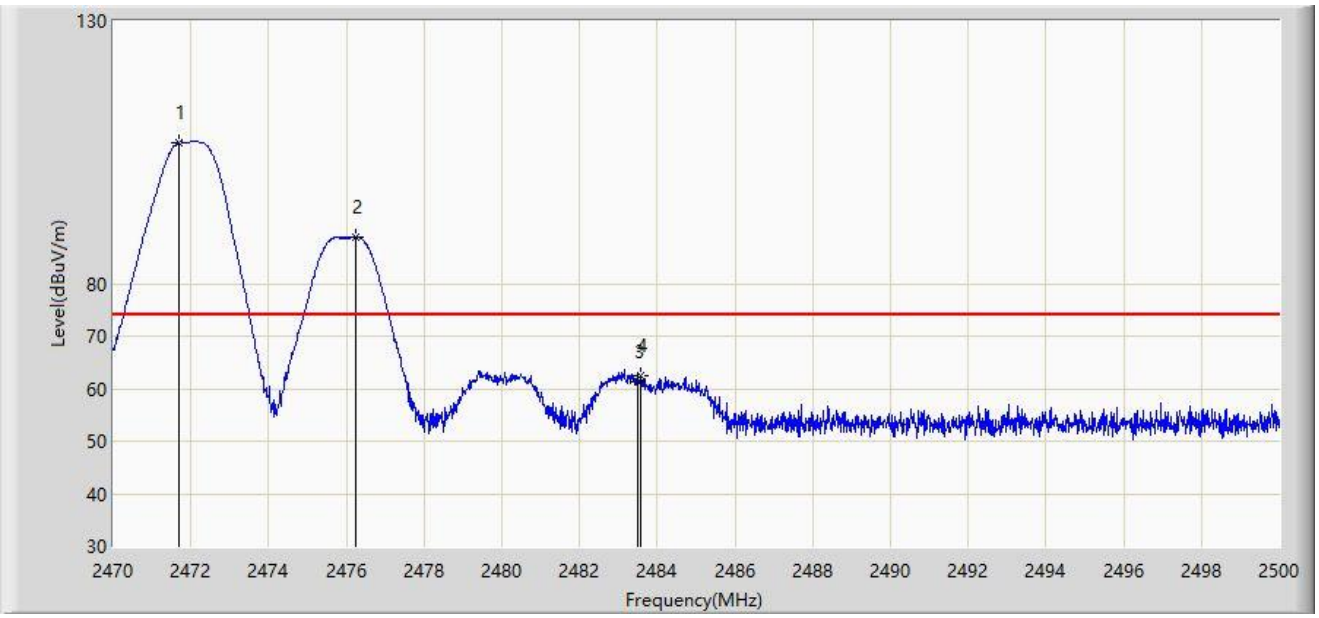

No	Mark	Frequency (MHz)	Measure Level (dBμV/m)	Reading Level (dBμV)	Margin (dB)	Limit (dBμV/m)	Factor (dB/m)	Type
1		2471.680	106.865	74.614	N/A	N/A	32.251	PK
2		2476.240	88.876	56.609	N/A	N/A	32.267	PK
3		2483.500	61.322	29.022	-12.678	74.000	32.300	PK
4	*	2483.575	62.493	30.192	-11.507	74.000	32.301	PK

Note 1: " * ", means this data is the worst emission level.

Note 2: Measure Level (dBμV/m) = Reading Level (dBμV) + Factor (dB/m).

Note 3: Factor (dB/m) = Cable Loss (dB) + Antenna Factor (dB/m).

Site: SIP-AC3	Test Date: 2024-05-17
Limit: FCC_2.4G_RE(3m)	Engineer: Barry Wu
Probe: HF907_102861_1-18GHz	Polarity: Horizontal
EUT: ACCESS POINT	Power: AC 120V/60Hz
Test Mode: Transmit at Ant 2 - Filter 1# - 2476MHz and Ant 4 - Filter 4# - 2472MHz	

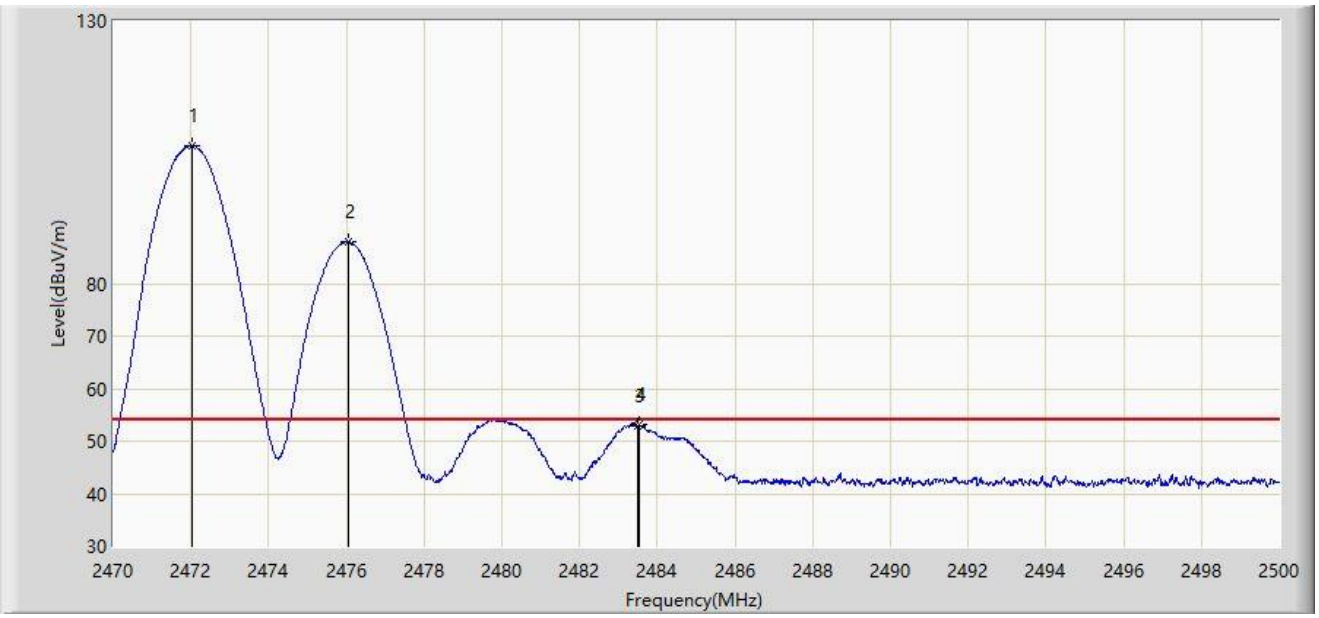

No	Mark	Frequency (MHz)	Measure Level (dBμV/m)	Reading Level (dBμV)	Margin (dB)	Limit (dBμV/m)	Factor (dB/m)	Type
1		2472.040	106.256	74.004	N/A	N/A	32.252	AV
2		2476.045	87.964	55.698	N/A	N/A	32.267	AV
3		2483.500	52.992	20.692	-1.008	54.000	32.300	AV
4	*	2483.545	53.180	20.879	-0.820	54.000	32.301	AV

Note 1: " * ", means this data is the worst emission level.

Note 2: Measure Level (dBμV/m) = Reading Level (dBμV) + Factor (dB/m).

Note 3: Factor (dB/m) = Cable Loss (dB) + Antenna Factor (dB/m).