Site: SIP-AC3	Test Date: 2024-05-17
Limit: FCC_2.4G_RE(3m)	Engineer: Barry Wu
Probe: HF907_102861_1-18GHz	Polarity: Vertical
EUT: ACCESS POINT	Power: AC 120V/60Hz
Test Mode: Transmit at Ant 2 - Filter 1# - 2476MHz and Ant 4 - Filter 4# - 2472MHz	

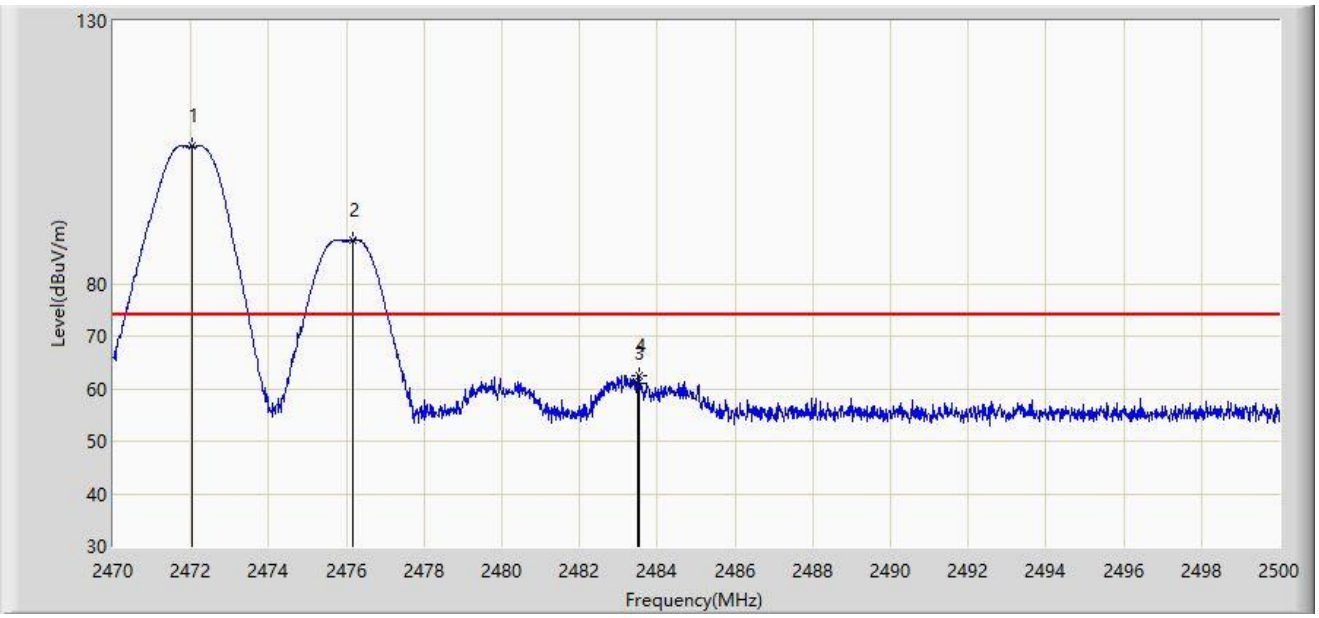

No	Mark	Frequency (MHz)	Measure Level (dBμV/m)	Reading Level (dBμV)	Margin (dB)	Limit (dBμV/m)	Factor (dB/m)	Type
1		2472.040	106.328	74.076	N/A	N/A	32.252	PK
2		2476.180	88.323	56.056	N/A	N/A	32.267	PK
3		2483.500	60.998	28.698	-13.002	74.000	32.300	PK
4	*	2483.530	62.329	30.029	-11.671	74.000	32.301	PK

Note 1: " * ", means this data is the worst emission level.

Note 2: Measure Level (dBμV/m) = Reading Level (dBμV) + Factor (dB/m).

Note 3: Factor (dB/m) = Cable Loss (dB) + Antenna Factor (dB/m).

Site: SIP-AC3	Test Date: 2024-05-17
Limit: FCC_2.4G_RE(3m)	Engineer: Barry Wu
Probe: HF907_102861_1-18GHz	Polarity: Vertical
EUT: ACCESS POINT	Power: AC 120V/60Hz
Test Mode: Transmit at Ant 2 - Filter 1# - 2476MHz and Ant 4 - Filter 4# - 2472MHz	

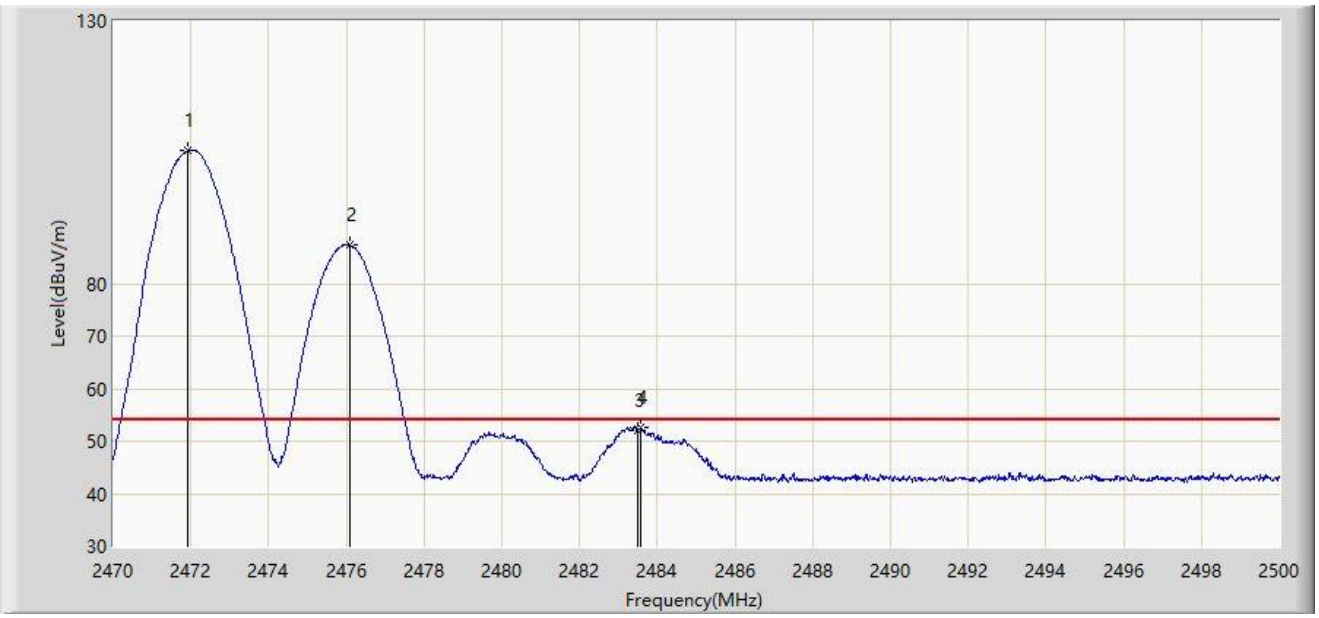

No	Mark	Frequency (MHz)	Measure Level (dBμV/m)	Reading Level (dBμV)	Margin (dB)	Limit (dBμV/m)	Factor (dB/m)	Type
1		2471.935	105.334	73.082	N/A	N/A	32.252	AV
2		2476.090	87.330	55.063	N/A	N/A	32.267	AV
3		2483.500	52.163	19.863	-1.837	54.000	32.300	AV
4	*	2483.575	52.487	20.186	-1.513	54.000	32.301	AV

Note 1: " * ", means this data is the worst emission level.

Note 2: Measure Level (dBμV/m) = Reading Level (dBμV) + Factor (dB/m).

Note 3: Factor (dB/m) = Cable Loss (dB) + Antenna Factor (dB/m).

Site: SIP-AC3	Test Date: 2024-05-17
Limit: FCC_2.4G_RE(3m)	Engineer: Barry Wu
Probe: HF907_102861_1-18GHz	Polarity: Horizontal
EUT: ACCESS POINT	Power: AC 120V/60Hz
Test Mode: Transmit at Ant 2 - Filter 1# - 2476MHz and Ant 4 - Filter 4# - 2474MHz	

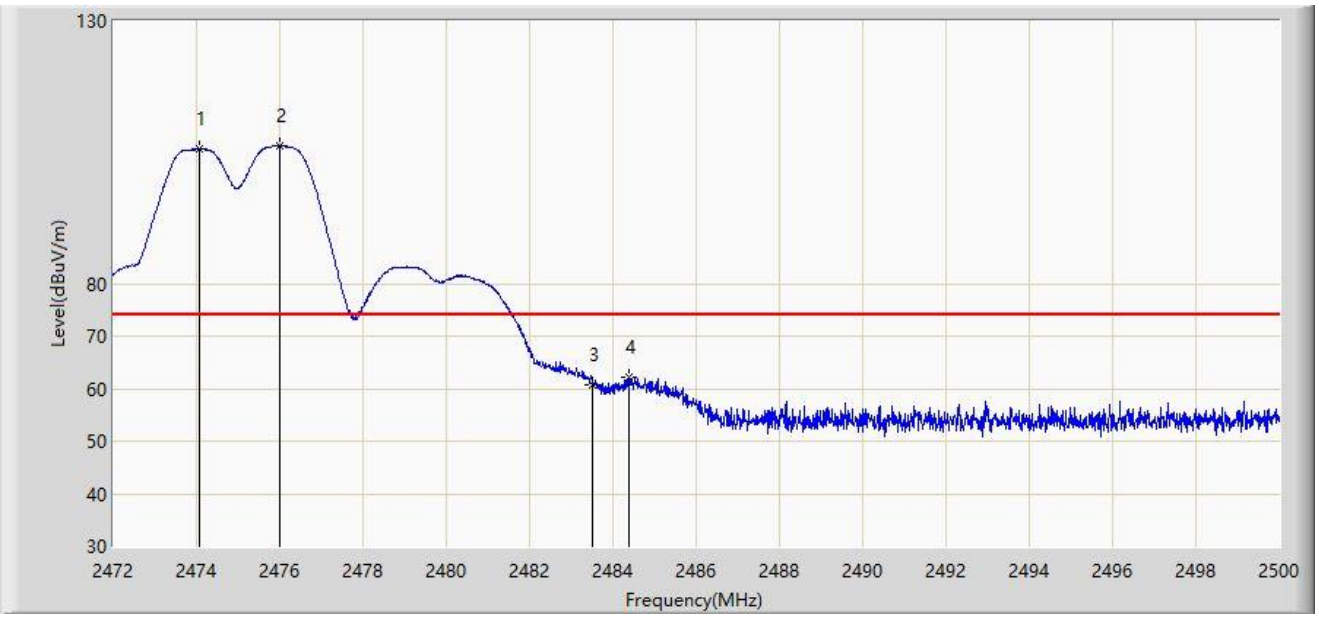

No	Mark	Frequency (MHz)	Measure Level (dBμV/m)	Reading Level (dBμV)	Margin (dB)	Limit (dBμV/m)	Factor (dB/m)	Type
1		2474.086	105.622	73.363	N/A	N/A	32.260	PK
2		2475.990	106.306	74.040	N/A	N/A	32.266	PK
3		2483.500	60.852	28.552	-13.148	74.000	32.300	PK
4	**	2484.376	62.122	29.817	-11.878	74.000	32.305	PK

Note 1: " * ", means this data is the worst emission level.

Note 2: Measure Level (dBμV/m) = Reading Level (dBμV) + Factor (dB/m).

Note 3: Factor (dB/m) = Cable Loss (dB) + Antenna Factor (dB/m).

Site: SIP-AC3	Test Date: 2024-05-17
Limit: FCC_2.4G_RE(3m)	Engineer: Barry Wu
Probe: HF907_102861_1-18GHz	Polarity: Horizontal
EUT: ACCESS POINT	Power: AC 120V/60Hz
Test Mode: Transmit at Ant 2 - Filter 1# - 2476MHz and Ant 4 - Filter 4# - 2474MHz	

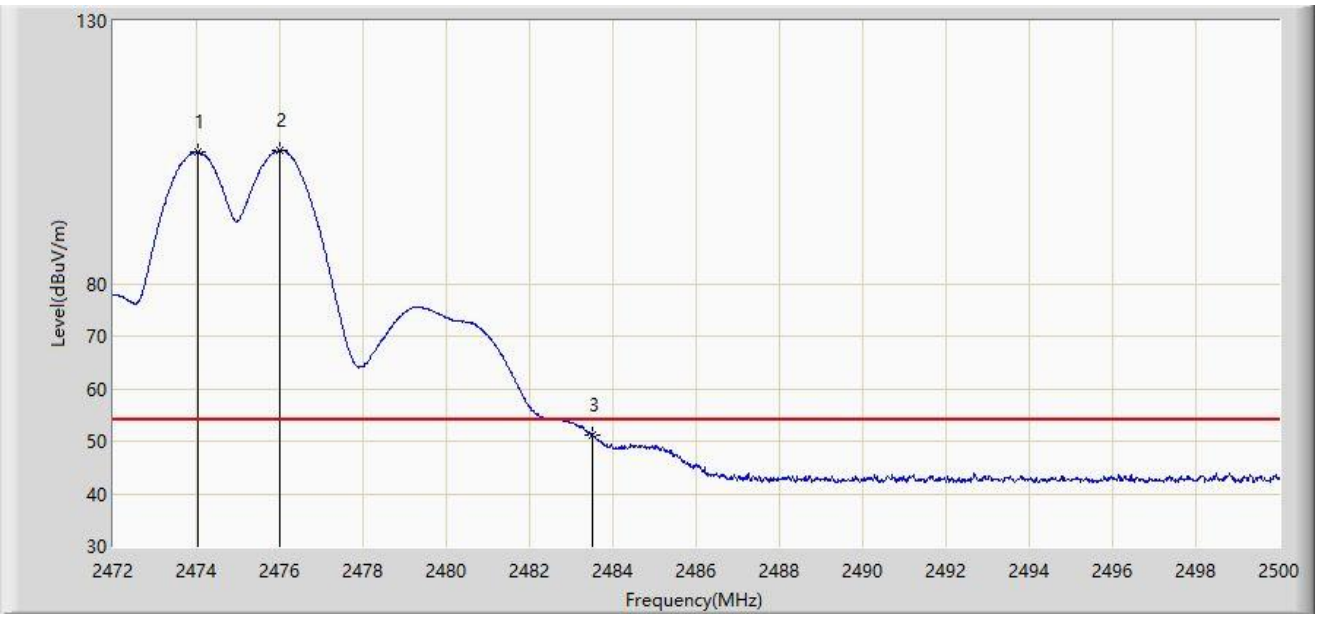

No	Mark	Frequency (MHz)	Measure Level (dBµV/m)	Reading Level (dBµV)	Margin (dB)	Limit (dBµV/m)	Factor (dB/m)	Type
1		2474.030	105.025	72.766	N/A	N/A	32.259	AV
2		2475.990	105.313	73.047	N/A	N/A	32.266	AV
3	*	2483.500	51.150	18.850	-2.850	54.000	32.300	AV

Note 1: " * ", means this data is the worst emission level.

Note 2: Measure Level (dBµV/m) = Reading Level (dBµV) + Factor (dB/m).

Note 3: Factor (dB/m) = Cable Loss (dB) + Antenna Factor (dB/m).

Site: SIP-AC3	Test Date: 2024-05-17
Limit: FCC_2.4G_RE(3m)	Engineer: Barry Wu
Probe: HF907_102861_1-18GHz	Polarity: Vertical
EUT: ACCESS POINT	Power: AC 120V/60Hz
Test Mode: Transmit at Ant 2 - Filter 1# - 2476MHz and Ant 4 - Filter 4# - 2474MHz	

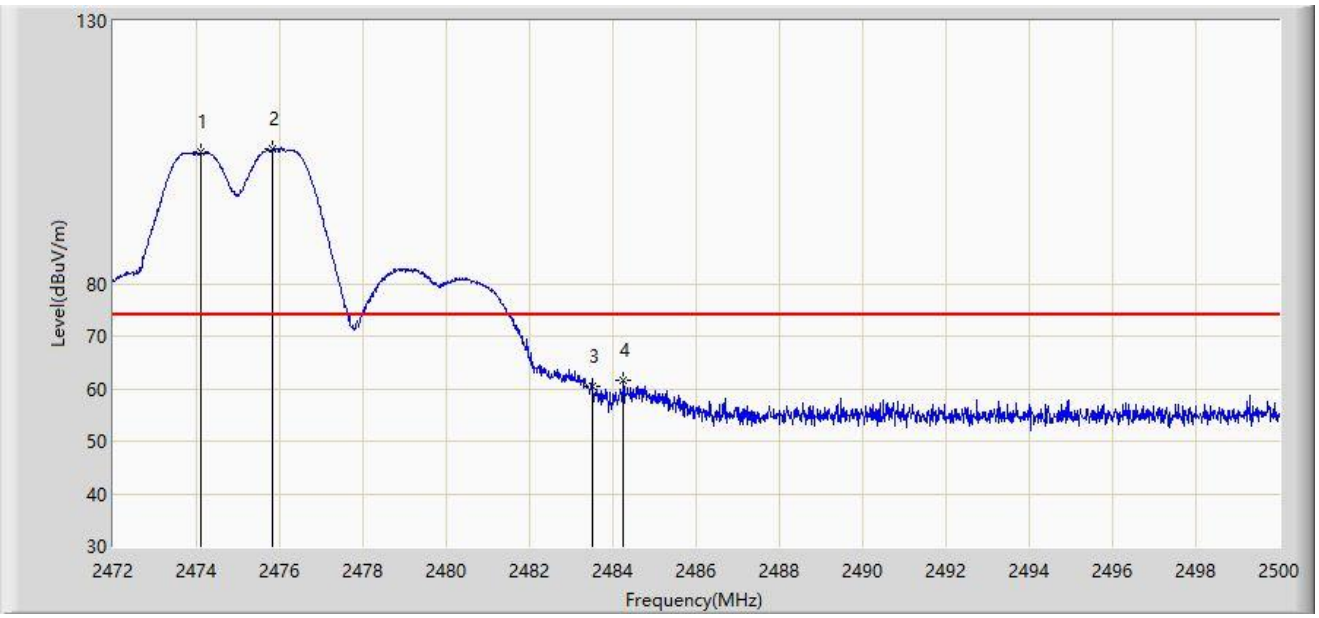

No	Mark	Frequency (MHz)	Measure Level (dBμV/m)	Reading Level (dBμV)	Margin (dB)	Limit (dBμV/m)	Factor (dB/m)	Type
1		2474.100	104.937	72.678	N/A	N/A	32.260	PK
2		2475.836	105.626	73.360	N/A	N/A	32.266	PK
3		2483.500	60.510	28.210	-13.490	74.000	32.300	PK
4	*	2484.250	61.721	29.417	-12.279	74.000	32.304	PK

Note 1: " * ", means this data is the worst emission level.

Note 2: Measure Level (dBμV/m) = Reading Level (dBμV) + Factor (dB/m).

Note 3: Factor (dB/m) = Cable Loss (dB) + Antenna Factor (dB/m).

Site: SIP-AC3	Test Date: 2024-05-17
Limit: FCC_2.4G_RE(3m)	Engineer: Barry Wu
Probe: HF907_102861_1-18GHz	Polarity: Vertical
EUT: ACCESS POINT	Power: AC 120V/60Hz
Test Mode: Transmit at Ant 2 - Filter 1# - 2476MHz and Ant 4 - Filter 4# - 2474MHz	

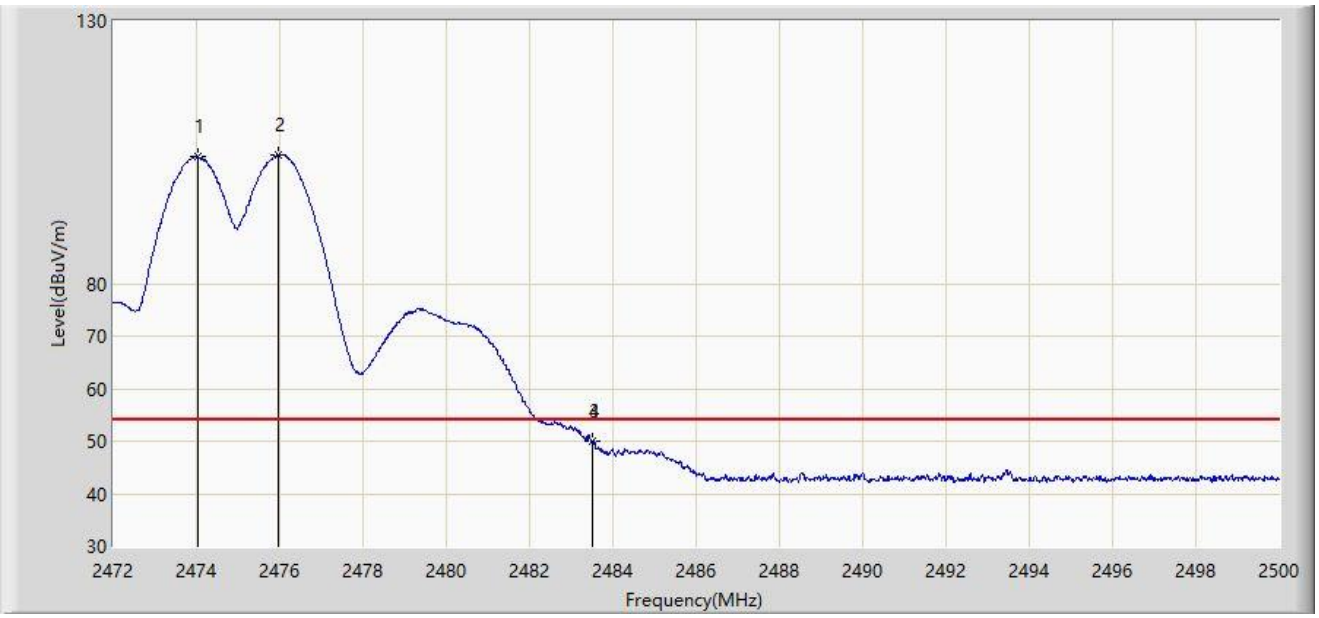

No	Mark	Frequency (MHz)	Measure Level (dBμV/m)	Reading Level (dBμV)	Margin (dB)	Limit (dBμV/m)	Factor (dB/m)	Type
1		2474.030	104.095	71.836	N/A	N/A	32.259	AV
2		2475.948	104.427	72.161	N/A	N/A	32.266	AV
3		2483.500	49.939	17.639	-4.061	54.000	32.300	AV
4	*	2483.522	50.049	17.749	-3.951	54.000	32.301	AV

Note 1: " * ", means this data is the worst emission level.

Note 2: Measure Level (dBμV/m) = Reading Level (dBμV) + Factor (dB/m).

Note 3: Factor (dB/m) = Cable Loss (dB) + Antenna Factor (dB/m).

Site: SIP-AC3	Test Date: 2024-05-17
Limit: FCC_2.4G_RE(3m)	Engineer: Barry Wu
Probe: HF907_102861_1-18GHz	Polarity: Horizontal
EUT: ACCESS POINT	Power: AC 120V/60Hz
Test Mode: Transmit at Ant 2 - Filter 1# - 2476MHz and Ant 4 - Filter 4# - 2480MHz	

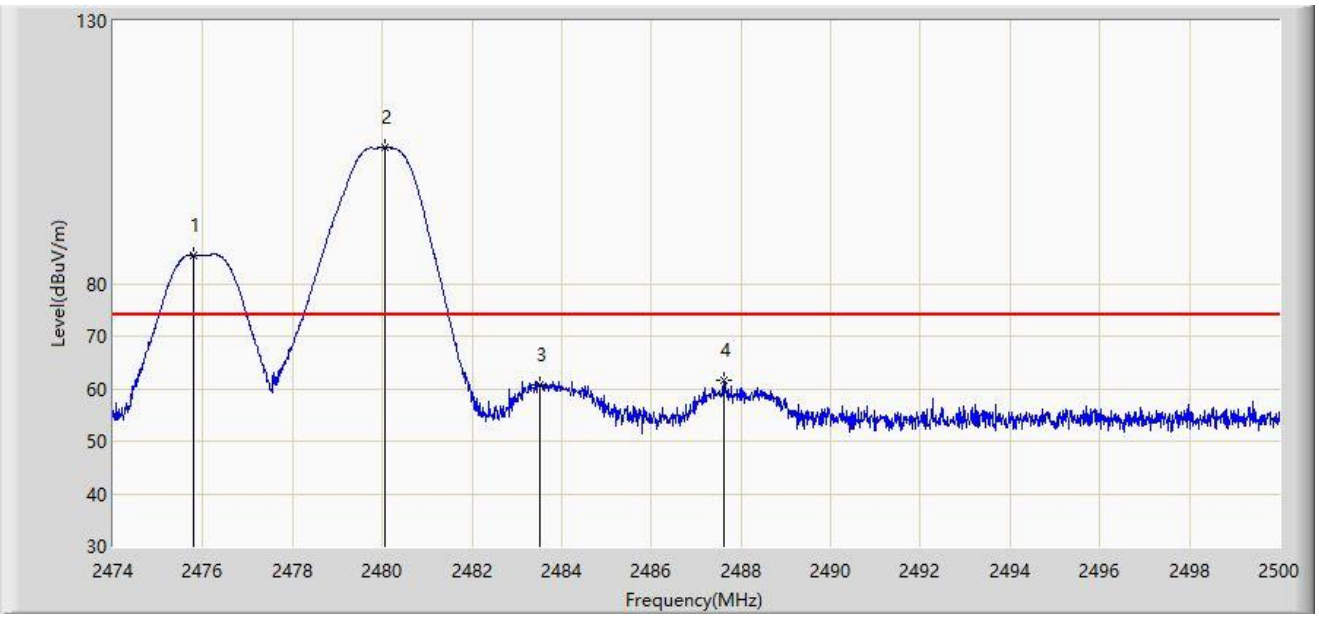

No	Mark	Frequency (MHz)	Measure Level (dBμV/m)	Reading Level (dBμV)	Margin (dB)	Limit (dBμV/m)	Factor (dB/m)	Type
1		2475.807	85.487	53.221	N/A	N/A	32.266	PK
2		2480.045	105.935	73.653	N/A	N/A	32.282	PK
3		2483.500	60.613	28.313	-13.387	74.000	32.300	PK
4	*	2487.624	61.525	29.203	-12.475	74.000	32.322	PK

Note 1: " * ", means this data is the worst emission level.

Note 2: Measure Level (dBμV/m) = Reading Level (dBμV) + Factor (dB/m).

Note 3: Factor (dB/m) = Cable Loss (dB) + Antenna Factor (dB/m).

Site: SIP-AC3	Test Date: 2024-05-17
Limit: FCC_2.4G_RE(3m)	Engineer: Barry Wu
Probe: HF907_102861_1-18GHz	Polarity: Horizontal
EUT: ACCESS POINT	Power: AC 120V/60Hz
Test Mode: Transmit at Ant 2 - Filter 1# - 2476MHz and Ant 4 - Filter 4# - 2480MHz	

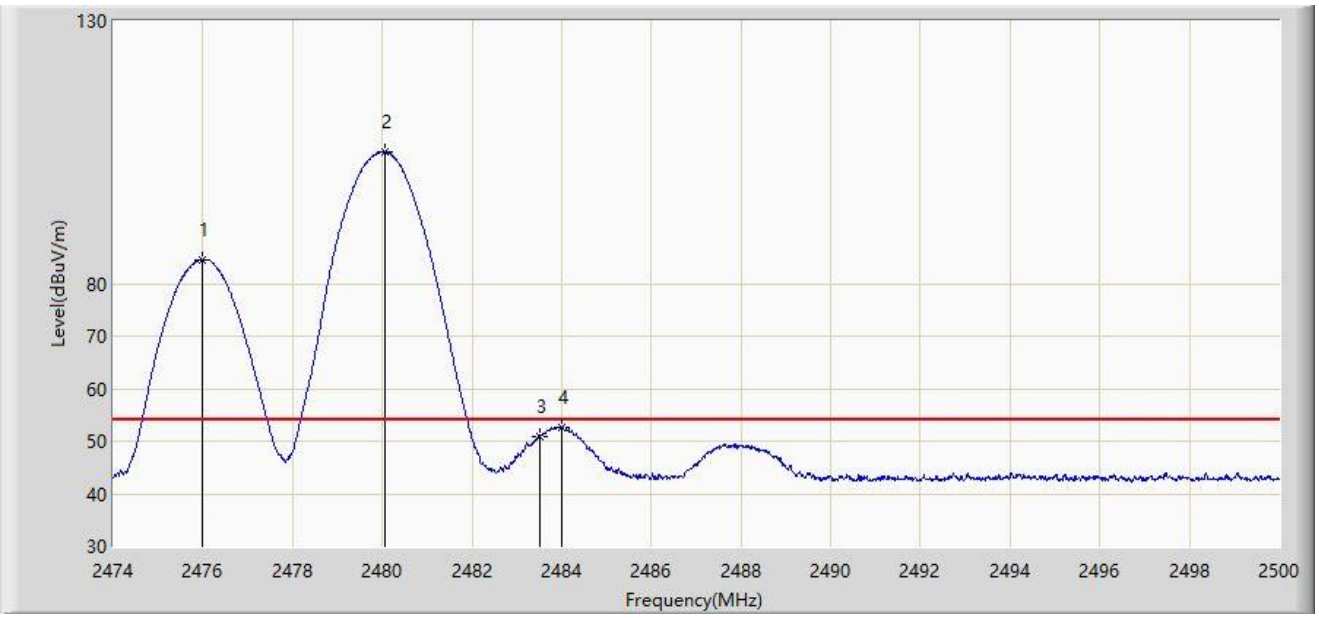

No	Mark	Frequency (MHz)	Measure Level (dBμV/m)	Reading Level (dBμV)	Margin (dB)	Limit (dBμV/m)	Factor (dB/m)	Type
1		2476.002	84.619	52.353	N/A	N/A	32.266	AV
2		2480.058	105.059	72.777	N/A	N/A	32.282	AV
3		2483.500	50.799	18.499	-3.201	54.000	32.300	AV
4	*	2484.010	52.527	20.224	-1.473	54.000	32.303	AV

Note 1: " * ", means this data is the worst emission level.

Note 2: Measure Level (dBμV/m) = Reading Level (dBμV) + Factor (dB/m).

Note 3: Factor (dB/m) = Cable Loss (dB) + Antenna Factor (dB/m).

Site: SIP-AC3	Test Date: 2024-05-17
Limit: FCC_2.4G_RE(3m)	Engineer: Barry Wu
Probe: HF907_102861_1-18GHz	Polarity: Vertical
EUT: ACCESS POINT	Power: AC 120V/60Hz
Test Mode: Transmit at Ant 2 - Filter 1# - 2476MHz and Ant 4 - Filter 4# - 2480MHz	

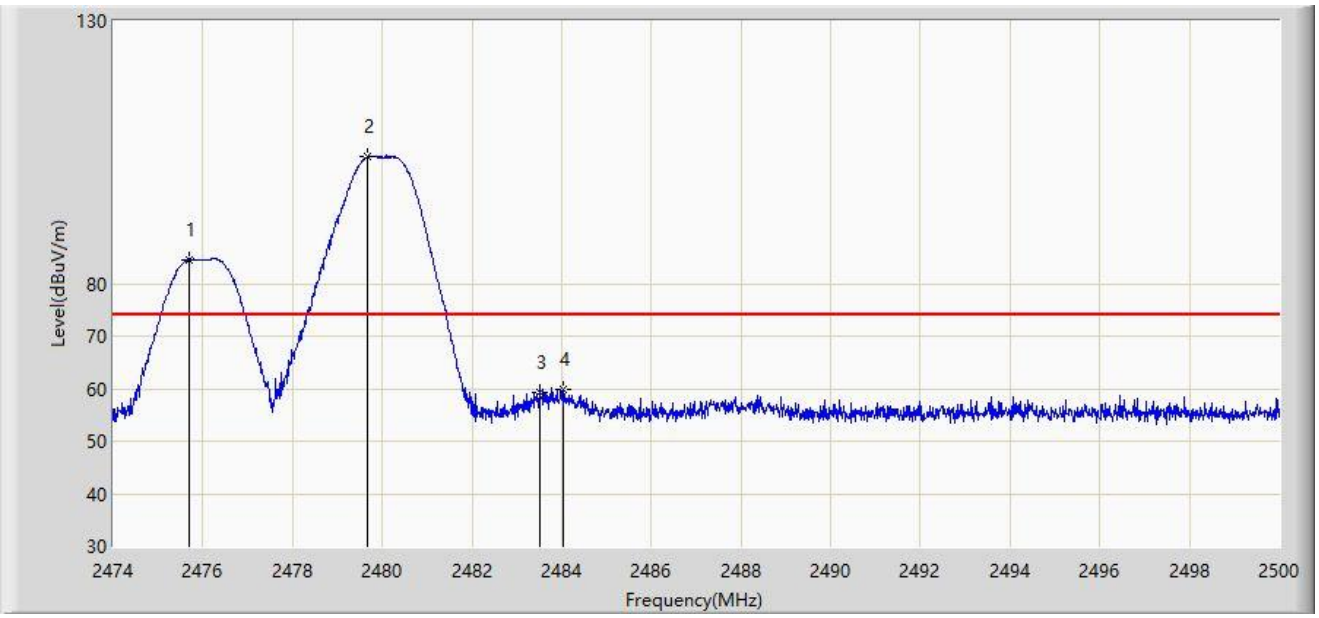

No	Mark	Frequency (MHz)	Measure Level (dBµV/m)	Reading Level (dBµV)	Margin (dB)	Limit (dBµV/m)	Factor (dB/m)	Type
1		2475.690	84.562	52.297	N/A	N/A	32.265	PK
2		2479.668	104.101	71.821	N/A	N/A	32.280	PK
3		2483.500	59.238	26.938	-14.762	74.000	32.300	PK
4	*	2484.023	59.960	27.657	-14.040	74.000	32.303	PK

Note 1: " * ", means this data is the worst emission level.

Note 2: Measure Level (dBµV/m) = Reading Level (dBµV) + Factor (dB/m).

Note 3: Factor (dB/m) = Cable Loss (dB) + Antenna Factor (dB/m).

Site: SIP-AC3	Test Date: 2024-05-17
Limit: FCC_2.4G_RE(3m)	Engineer: Barry Wu
Probe: HF907_102861_1-18GHz	Polarity: Vertical
EUT: ACCESS POINT	Power: AC 120V/60Hz
Test Mode: Transmit at Ant 2 - Filter 1# - 2476MHz and Ant 4 - Filter 4# - 2480MHz	

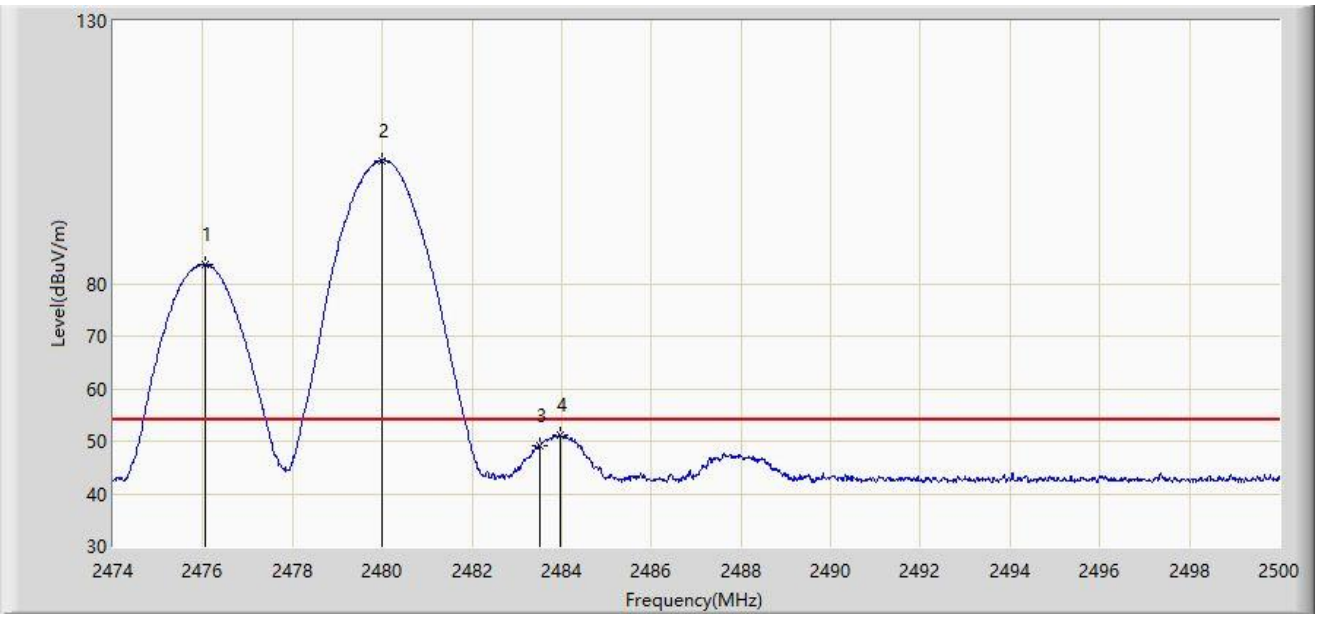

No	Mark	Frequency (MHz)	Measure Level (dBμV/m)	Reading Level (dBμV)	Margin (dB)	Limit (dBμV/m)	Factor (dB/m)	Type
1		2476.054	83.748	51.482	N/A	N/A	32.267	AV
2		2479.993	103.462	71.180	N/A	N/A	32.282	AV
3		2483.500	49.000	16.700	-5.000	54.000	32.300	AV
4	*	2483.971	51.130	18.827	-2.870	54.000	32.303	AV

Note 1: " * ", means this data is the worst emission level.

Note 2: Measure Level (dBμV/m) = Reading Level (dBμV) + Factor (dB/m).

Note 3: Factor (dB/m) = Cable Loss (dB) + Antenna Factor (dB/m).

Site: SIP-AC3	Test Date: 2024-05-17
Limit: FCC_2.4G_RE(3m)	Engineer: Barry Wu
Probe: HF907_102861_1-18GHz	Polarity: Horizontal
EUT: ACCESS POINT	Power: AC 120V/60Hz
Test Mode: Transmit at Ant 2 - Filter 1# - 2478MHz and Ant 4 - Filter 4# - 2468MHz	

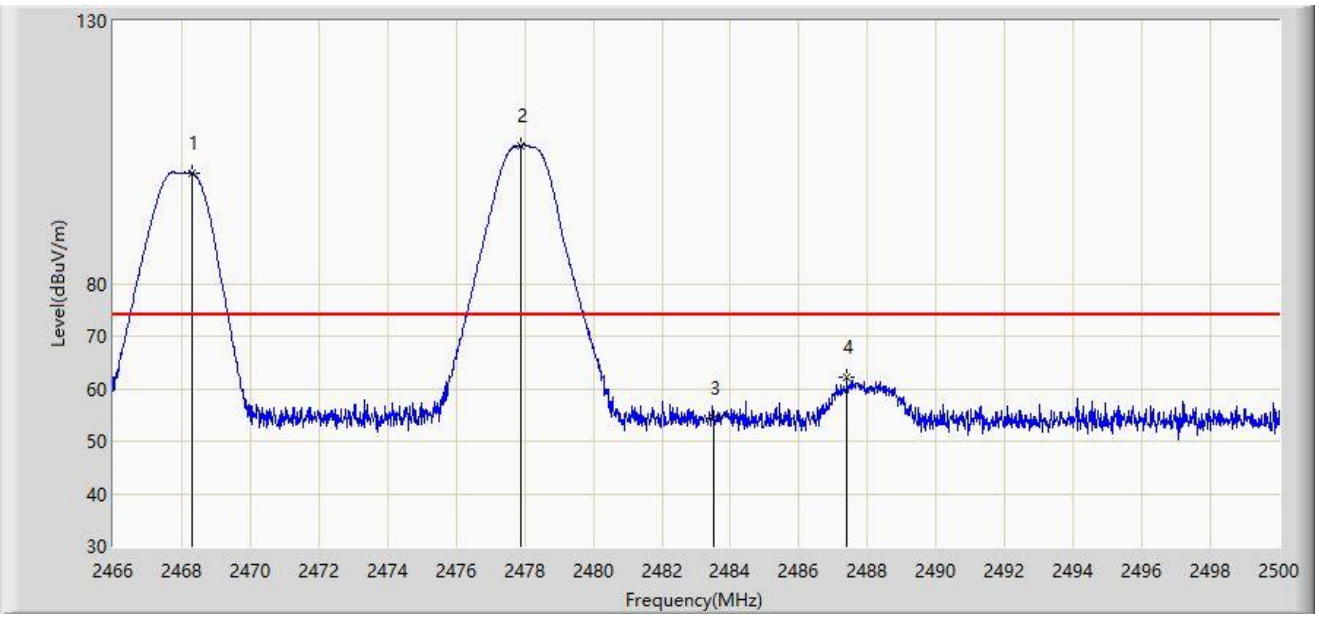

No	Mark	Frequency (MHz)	Measure Level (dBμV/m)	Reading Level (dBμV)	Margin (dB)	Limit (dBμV/m)	Factor (dB/m)	Type
1		2468.312	101.055	68.816	N/A	N/A	32.239	PK
2		2477.900	106.244	73.971	N/A	N/A	32.273	PK
3		2483.500	54.291	21.991	-19.709	74.000	32.300	PK
4	*	2487.403	62.037	29.717	-11.963	74.000	32.320	PK

Note 1: " * ", means this data is the worst emission level.

Note 2: Measure Level (dBμV/m) = Reading Level (dBμV) + Factor (dB/m).

Note 3: Factor (dB/m) = Cable Loss (dB) + Antenna Factor (dB/m).

Site: SIP-AC3	Test Date: 2024-05-17
Limit: FCC_2.4G_RE(3m)	Engineer: Barry Wu
Probe: HF907_102861_1-18GHz	Polarity: Horizontal
EUT: ACCESS POINT	Power: AC 120V/60Hz
Test Mode: Transmit at Ant 2 - Filter 1# - 2478MHz and Ant 4 - Filter 4# - 2468MHz	

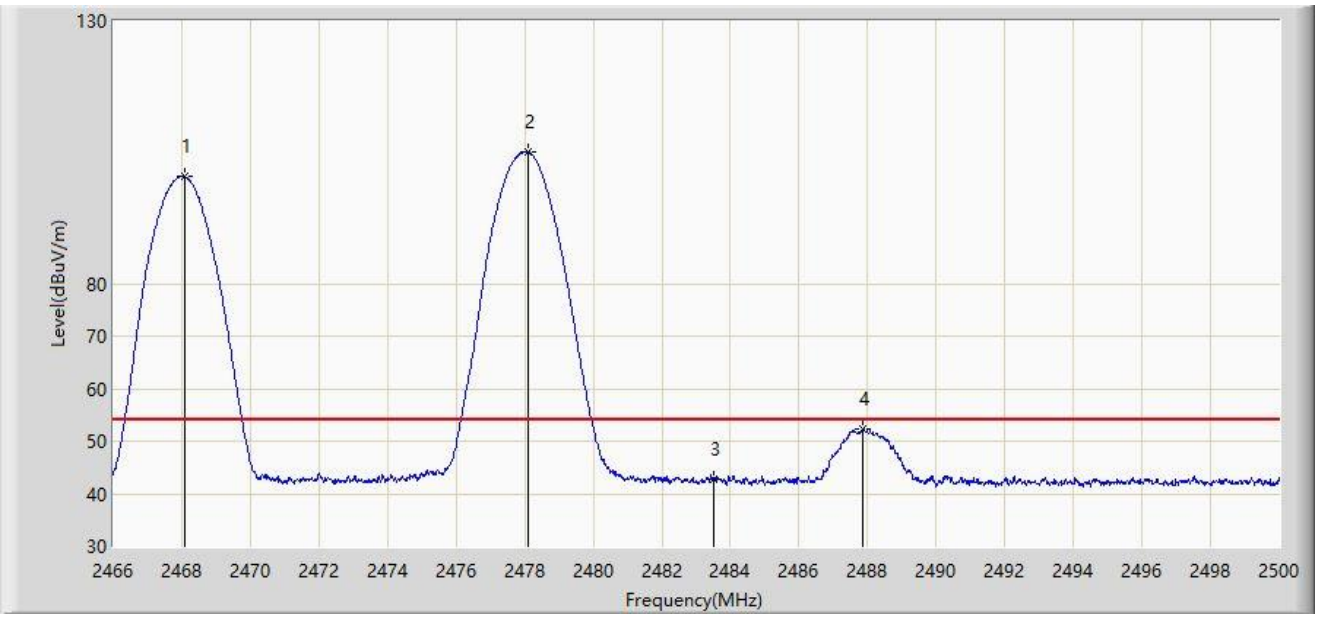

No	Mark	Frequency (MHz)	Measure Level (dBμV/m)	Reading Level (dBμV)	Margin (dB)	Limit (dBμV/m)	Factor (dB/m)	Type
1		2468.091	100.384	68.146	N/A	N/A	32.238	AV
2		2478.087	105.094	72.820	N/A	N/A	32.274	AV
3		2483.500	42.729	10.429	-11.271	54.000	32.300	AV
4	*	2487.845	52.209	19.886	-1.791	54.000	32.323	AV

Note 1: " * ", means this data is the worst emission level.

Note 2: Measure Level (dBμV/m) = Reading Level (dBμV) + Factor (dB/m).

Note 3: Factor (dB/m) = Cable Loss (dB) + Antenna Factor (dB/m).

Site: SIP-AC3	Test Date: 2024-05-17
Limit: FCC_2.4G_RE(3m)	Engineer: Barry Wu
Probe: HF907_102861_1-18GHz	Polarity: Vertical
EUT: ACCESS POINT	Power: AC 120V/60Hz
Test Mode: Transmit at Ant 2 - Filter 1# - 2478MHz and Ant 4 - Filter 4# - 2468MHz	

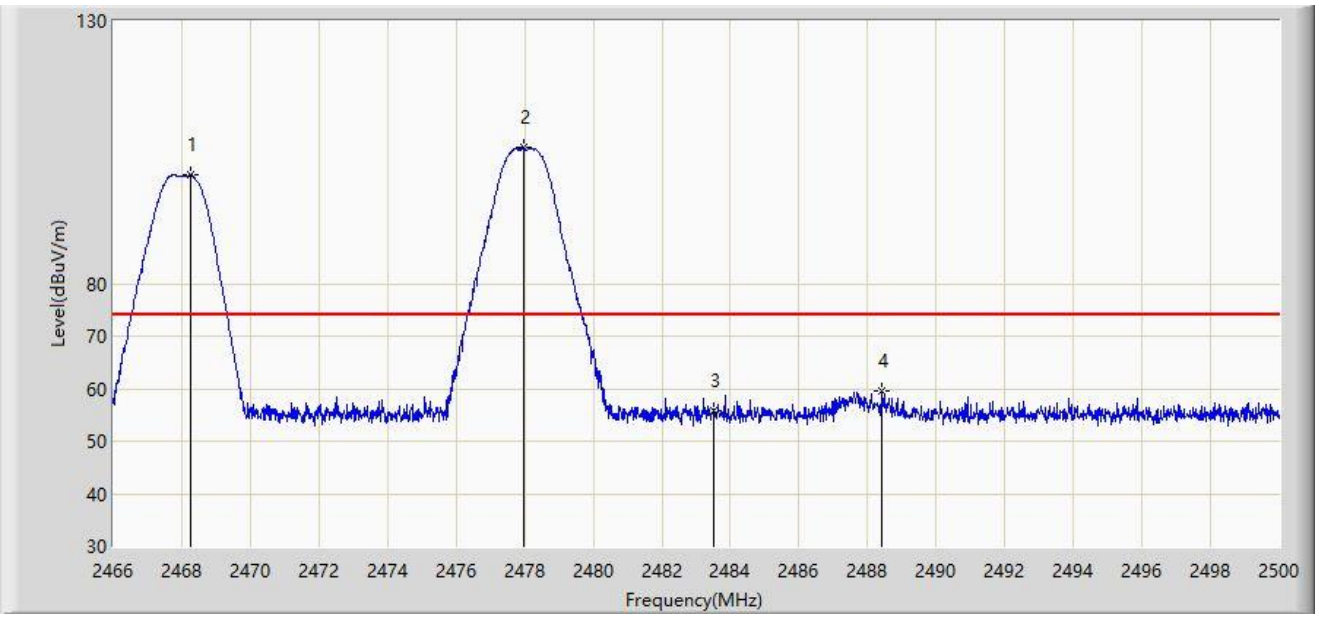

No	Mark	Frequency (MHz)	Measure Level (dBμV/m)	Reading Level (dBμV)	Margin (dB)	Limit (dBμV/m)	Factor (dB/m)	Type
1		2468.261	100.660	68.422	N/A	N/A	32.238	PK
2		2477.985	106.024	73.751	N/A	N/A	32.273	PK
3		2483.500	55.900	23.600	-18.100	74.000	32.300	PK
4	*	2488.423	59.455	27.129	-14.545	74.000	32.326	PK

Note 1: " * ", means this data is the worst emission level.

Note 2: Measure Level (dBμV/m) = Reading Level (dBμV) + Factor (dB/m).

Note 3: Factor (dB/m) = Cable Loss (dB) + Antenna Factor (dB/m).

Site: SIP-AC3	Test Date: 2024-05-17
Limit: FCC_2.4G_RE(3m)	Engineer: Barry Wu
Probe: HF907_102861_1-18GHz	Polarity: Vertical
EUT: ACCESS POINT	Power: AC 120V/60Hz
Test Mode: Transmit at Ant 2 - Filter 1# - 2478MHz and Ant 4 - Filter 4# - 2468MHz	

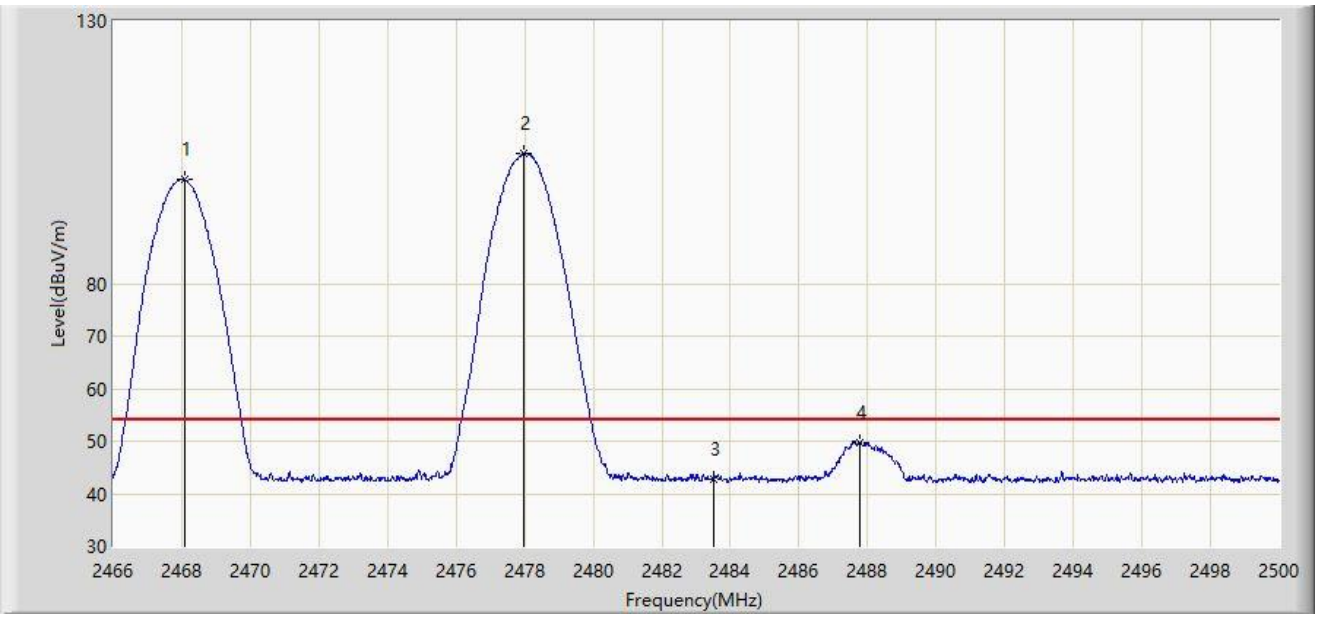

No	Mark	Frequency (MHz)	Measure Level (dBμV/m)	Reading Level (dBμV)	Margin (dB)	Limit (dBμV/m)	Factor (dB/m)	Type
1		2468.091	99.813	67.575	N/A	N/A	32.238	AV
2		2477.968	104.735	72.462	N/A	N/A	32.273	AV
3		2483.500	42.682	10.382	-11.318	54.000	32.300	AV
4	*	2487.760	49.817	17.495	-4.183	54.000	32.323	AV

Note 1: " * ", means this data is the worst emission level.

Note 2: Measure Level (dBμV/m) = Reading Level (dBμV) + Factor (dB/m).

Note 3: Factor (dB/m) = Cable Loss (dB) + Antenna Factor (dB/m).

Site: SIP-AC3	Test Date: 2024-05-17
Limit: FCC_2.4G_RE(3m)	Engineer: Barry Wu
Probe: HF907_102861_1-18GHz	Polarity: Horizontal
EUT: ACCESS POINT	Power: AC 120V/60Hz
Test Mode: Transmit at Ant 2 - Filter 1# - 2478MHz and Ant 4 - Filter 4# - 2470MHz	

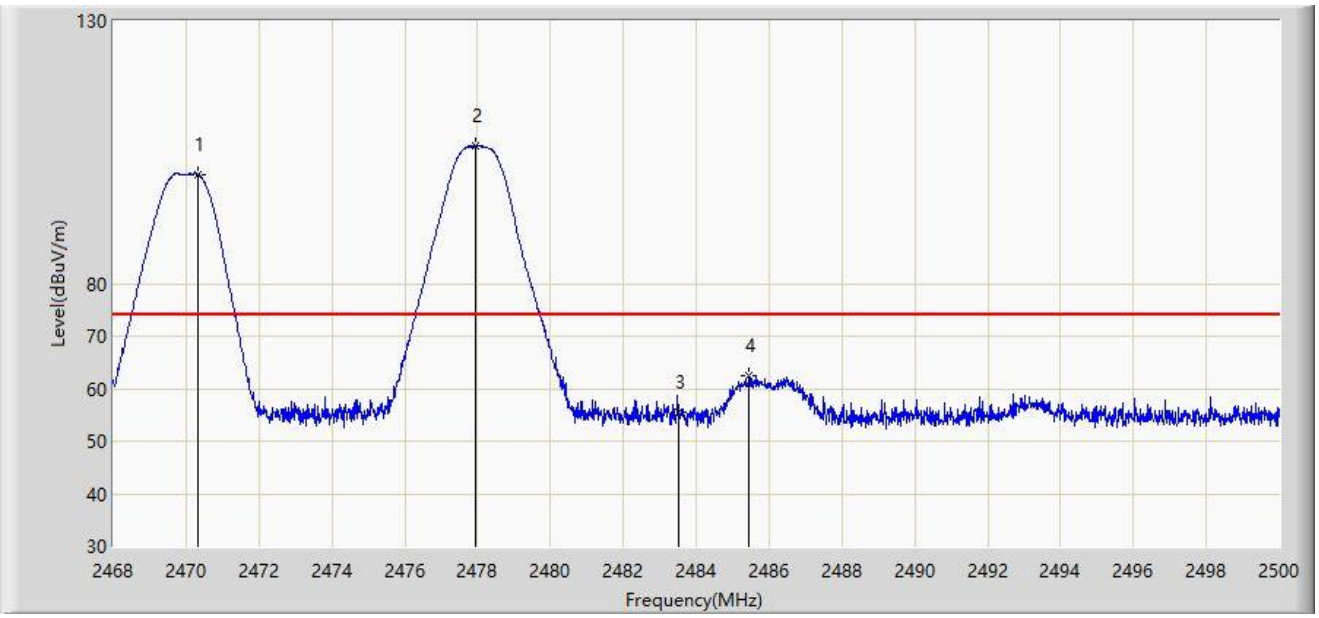

No	Mark	Frequency (MHz)	Measure Level (dBμV/m)	Reading Level (dBμV)	Margin (dB)	Limit (dBμV/m)	Factor (dB/m)	Type
1		2470.320	100.788	68.542	N/A	N/A	32.246	PK
2		2477.936	106.246	73.973	N/A	N/A	32.273	PK
3		2483.500	55.626	23.326	-18.374	74.000	32.300	PK
4	*	2485.456	62.551	30.241	-11.449	74.000	32.310	PK

Note 1: " * ", means this data is the worst emission level.

Note 2: Measure Level (dBμV/m) = Reading Level (dBμV) + Factor (dB/m).

Note 3: Factor (dB/m) = Cable Loss (dB) + Antenna Factor (dB/m).

Site: SIP-AC3	Test Date: 2024-05-17
Limit: FCC_2.4G_RE(3m)	Engineer: Barry Wu
Probe: HF907_102861_1-18GHz	Polarity: Horizontal
EUT: ACCESS POINT	Power: AC 120V/60Hz
Test Mode: Transmit at Ant 2 - Filter 1# - 2478MHz and Ant 4 - Filter 4# - 2470MHz	

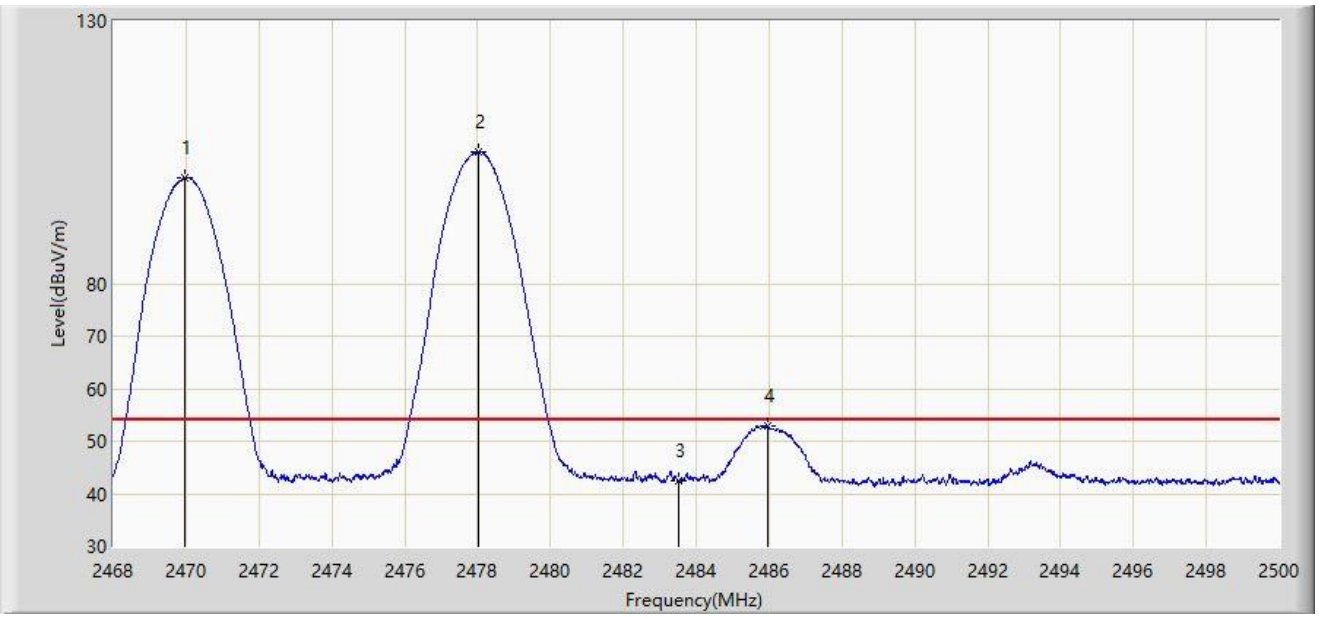

No	Mark	Frequency (MHz)	Measure Level (dBμV/m)	Reading Level (dBμV)	Margin (dB)	Limit (dBμV/m)	Factor (dB/m)	Type
1		2469.952	100.074	67.829	N/A	N/A	32.245	AV
2		2478.032	105.047	72.773	N/A	N/A	32.274	AV
3		2483.500	42.439	10.139	-11.561	54.000	32.300	AV
4	*	2485.952	52.861	20.548	-1.139	54.000	32.313	AV

Note 1: " * ", means this data is the worst emission level.

Note 2: Measure Level (dBμV/m) = Reading Level (dBμV) + Factor (dB/m).

Note 3: Factor (dB/m) = Cable Loss (dB) + Antenna Factor (dB/m).

Site: SIP-AC3	Test Date: 2024-05-17
Limit: FCC_2.4G_RE(3m)	Engineer: Barry Wu
Probe: HF907_102861_1-18GHz	Polarity: Vertical
EUT: ACCESS POINT	Power: AC 120V/60Hz
Test Mode: Transmit at Ant 2 - Filter 1# - 2478MHz and Ant 4 - Filter 4# - 2470MHz	

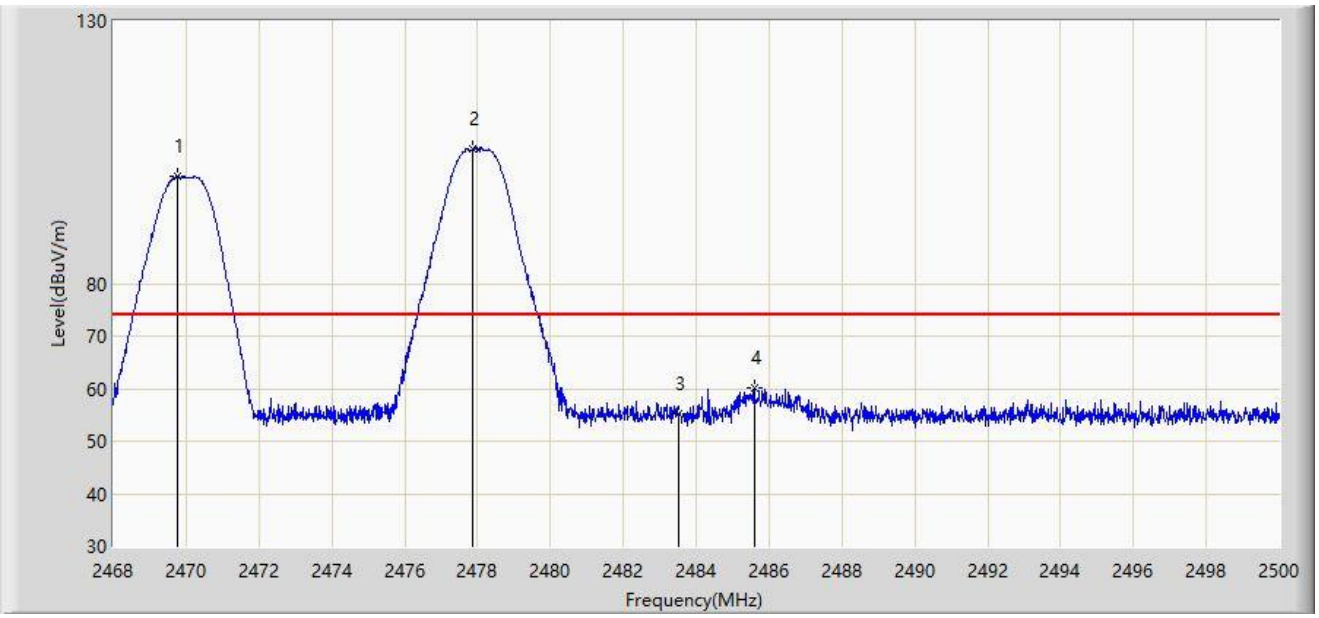

No	Mark	Frequency (MHz)	Measure Level (dBμV/m)	Reading Level (dBμV)	Margin (dB)	Limit (dBμV/m)	Factor (dB/m)	Type
1		2469.760	100.353	68.109	N/A	N/A	32.244	PK
2		2477.872	105.741	73.468	N/A	N/A	32.273	PK
3		2483.500	55.286	22.986	-18.714	74.000	32.300	PK
4	*	2485.600	60.287	27.976	-13.713	74.000	32.311	PK

Note 1: " * ", means this data is the worst emission level.

Note 2: Measure Level (dBμV/m) = Reading Level (dBμV) + Factor (dB/m).

Note 3: Factor (dB/m) = Cable Loss (dB) + Antenna Factor (dB/m).

Site: SIP-AC3	Test Date: 2024-05-17
Limit: FCC_2.4G_RE(3m)	Engineer: Barry Wu
Probe: HF907_102861_1-18GHz	Polarity: Vertical
EUT: ACCESS POINT	Power: AC 120V/60Hz
Test Mode: Transmit at Ant 2 - Filter 1# - 2478MHz and Ant 4 - Filter 4# - 2470MHz	

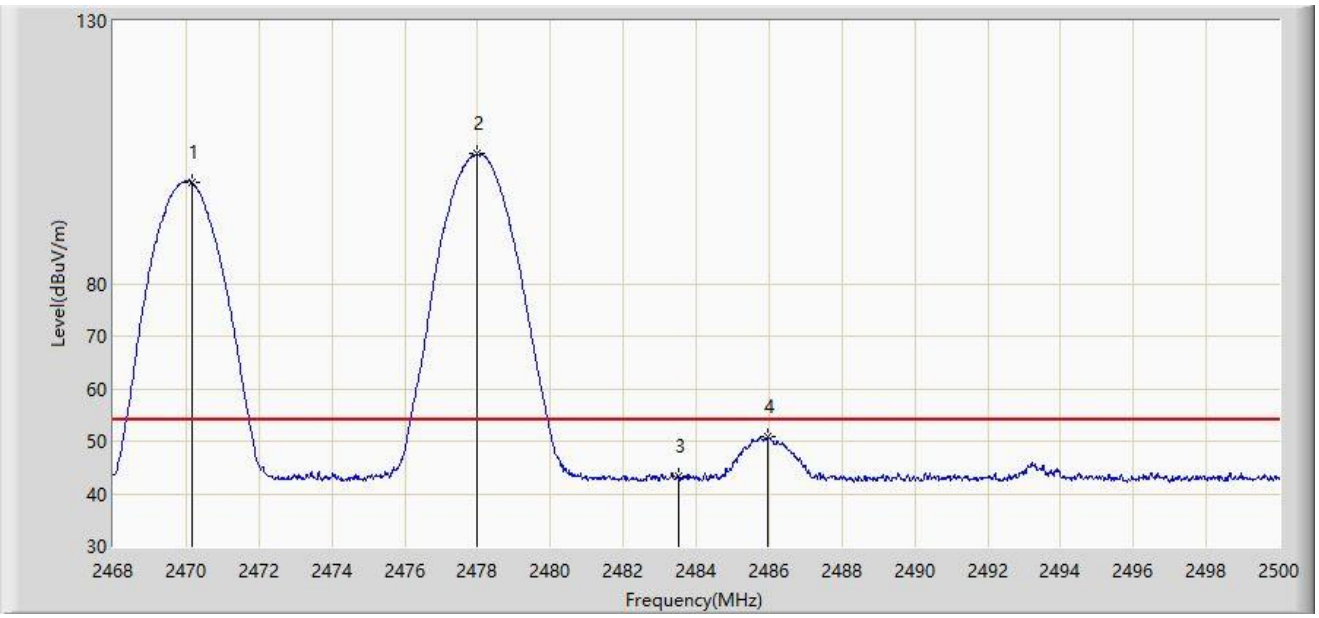

No	Mark	Frequency (MHz)	Measure Level (dBμV/m)	Reading Level (dBμV)	Margin (dB)	Limit (dBμV/m)	Factor (dB/m)	Type
1		2470.176	99.145	66.900	N/A	N/A	32.245	AV
2		2477.984	104.694	72.421	N/A	N/A	32.273	AV
3		2483.500	43.221	10.921	-10.779	54.000	32.300	AV
4	*	2485.968	50.734	18.421	-3.266	54.000	32.313	AV

Note 1: " * ", means this data is the worst emission level.

Note 2: Measure Level (dBμV/m) = Reading Level (dBμV) + Factor (dB/m).

Note 3: Factor (dB/m) = Cable Loss (dB) + Antenna Factor (dB/m).

Site: SIP-AC3	Test Date: 2024-05-17
Limit: FCC_2.4G_RE(3m)	Engineer: Barry Wu
Probe: HF907_102861_1-18GHz	Polarity: Horizontal
EUT: ACCESS POINT	Power: AC 120V/60Hz
Test Mode: Transmit at Ant 2 - Filter 1# - 2478MHz and Ant 4 - Filter 4# - 2472MHz	

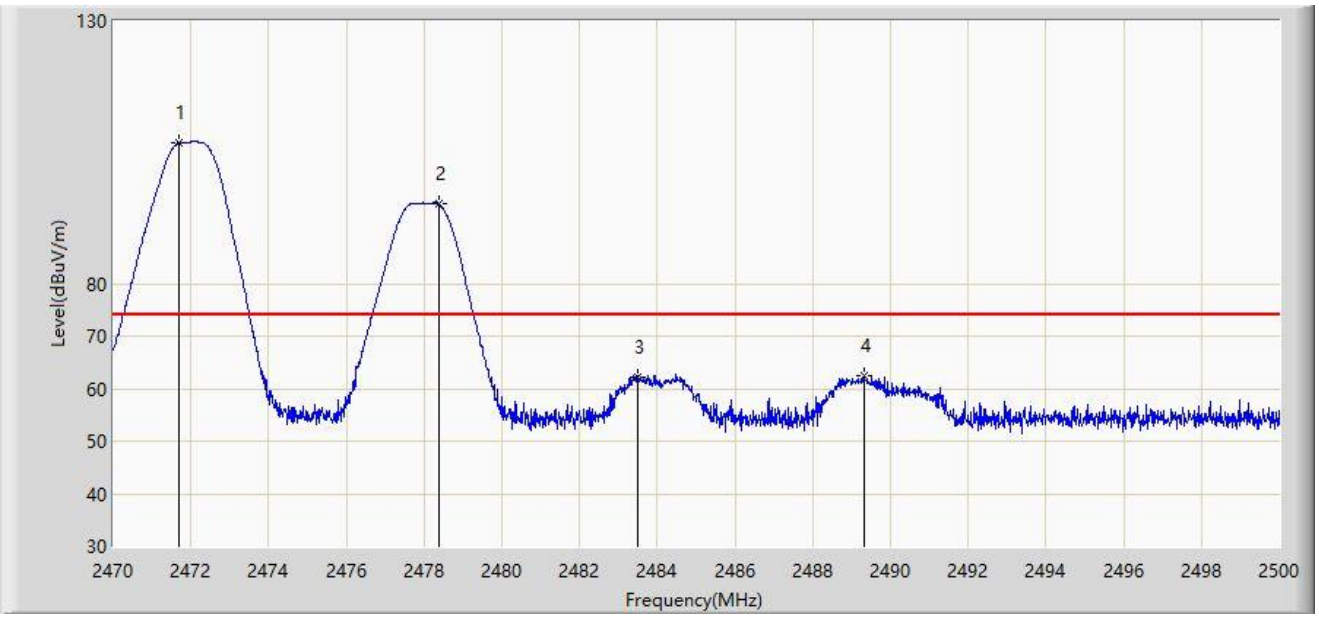

No	Mark	Frequency (MHz)	Measure Level (dBμV/m)	Reading Level (dBμV)	Margin (dB)	Limit (dBμV/m)	Factor (dB/m)	Type
1		2471.710	106.894	74.643	N/A	N/A	32.251	PK
2		2478.385	95.083	62.808	N/A	N/A	32.275	PK
3		2483.500	62.133	29.833	-11.867	74.000	32.300	PK
4	*	2489.305	62.537	30.207	-11.463	74.000	32.331	PK

Note 1: " * ", means this data is the worst emission level.

Note 2: Measure Level (dBμV/m) = Reading Level (dBμV) + Factor (dB/m).

Note 3: Factor (dB/m) = Cable Loss (dB) + Antenna Factor (dB/m).

Site: SIP-AC3	Test Date: 2024-05-17
Limit: FCC_2.4G_RE(3m)	Engineer: Barry Wu
Probe: HF907_102861_1-18GHz	Polarity: Horizontal
EUT: ACCESS POINT	Power: AC 120V/60Hz
Test Mode: Transmit at Ant 2 - Filter 1# - 2478MHz and Ant 4 - Filter 4# - 2472MHz	

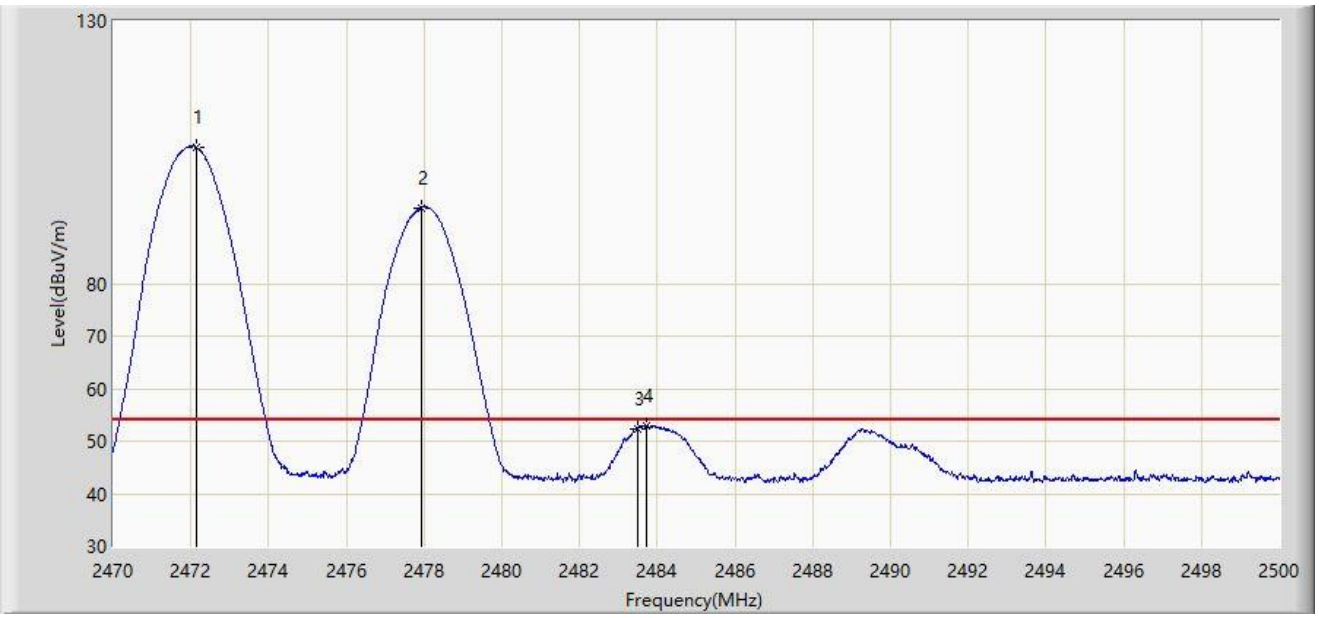

No	Mark	Frequency (MHz)	Measure Level (dBμV/m)	Reading Level (dBμV)	Margin (dB)	Limit (dBμV/m)	Factor (dB/m)	Type
1		2472.130	106.006	73.754	N/A	N/A	32.252	AV
2		2477.935	94.450	62.177	N/A	N/A	32.273	AV
3		2483.500	52.272	19.972	-1.728	54.000	32.300	AV
4	*	2483.740	53.028	20.726	-0.972	54.000	32.302	AV

Note 1: " * ", means this data is the worst emission level.

Note 2: Measure Level (dBμV/m) = Reading Level (dBμV) + Factor (dB/m).

Note 3: Factor (dB/m) = Cable Loss (dB) + Antenna Factor (dB/m).

Site: SIP-AC3	Test Date: 2024-05-17
Limit: FCC_2.4G_RE(3m)	Engineer: Barry Wu
Probe: HF907_102861_1-18GHz	Polarity: Vertical
EUT: ACCESS POINT	Power: AC 120V/60Hz
Test Mode: Transmit at Ant 2 - Filter 1# - 2478MHz and Ant 4 - Filter 4# - 2472MHz	

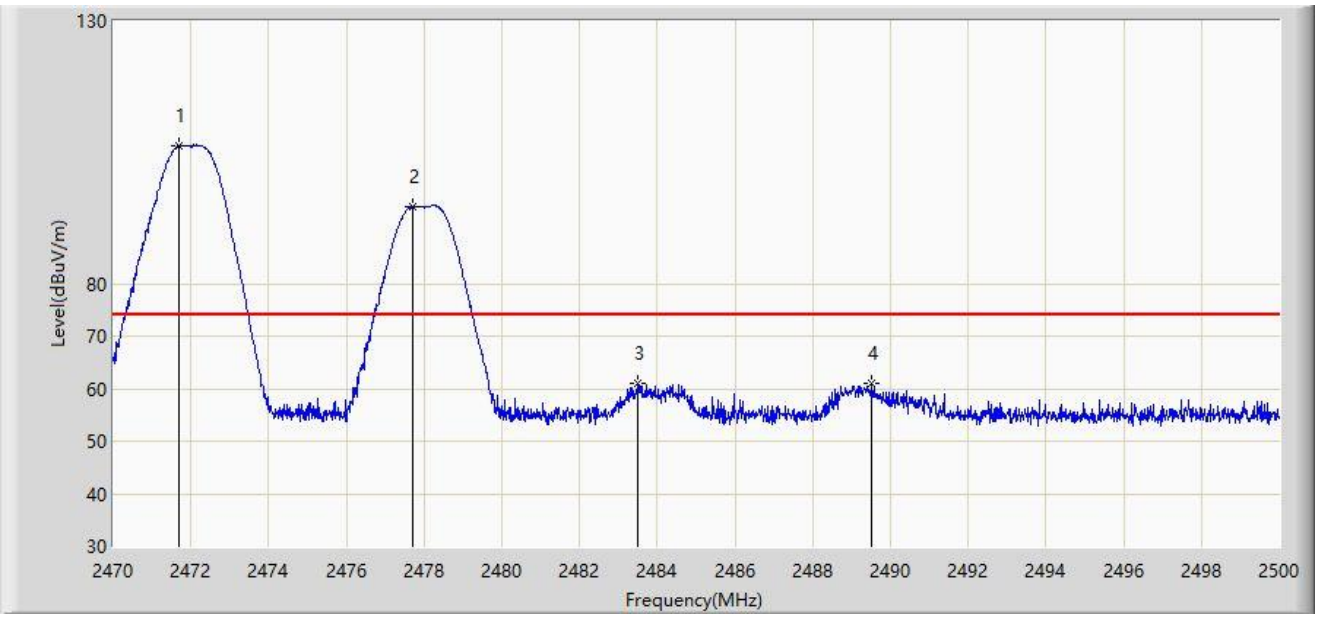

No	Mark	Frequency (MHz)	Measure Level (dBμV/m)	Reading Level (dBμV)	Margin (dB)	Limit (dBμV/m)	Factor (dB/m)	Type
1		2471.710	106.291	74.040	N/A	N/A	32.251	PK
2		2477.725	94.755	62.483	N/A	N/A	32.272	PK
3		2483.500	60.903	28.603	-13.097	74.000	32.300	PK
4	*	2489.515	61.061	28.730	-12.939	74.000	32.332	PK

Note 1: " * ", means this data is the worst emission level.

Note 2: Measure Level (dBμV/m) = Reading Level (dBμV) + Factor (dB/m).

Note 3: Factor (dB/m) = Cable Loss (dB) + Antenna Factor (dB/m).

Site: SIP-AC3	Test Date: 2024-05-17
Limit: FCC_2.4G_RE(3m)	Engineer: Barry Wu
Probe: HF907_102861_1-18GHz	Polarity: Vertical
EUT: ACCESS POINT	Power: AC 120V/60Hz
Test Mode: Transmit at Ant 2 - Filter 1# - 2478MHz and Ant 4 - Filter 4# - 2472MHz	

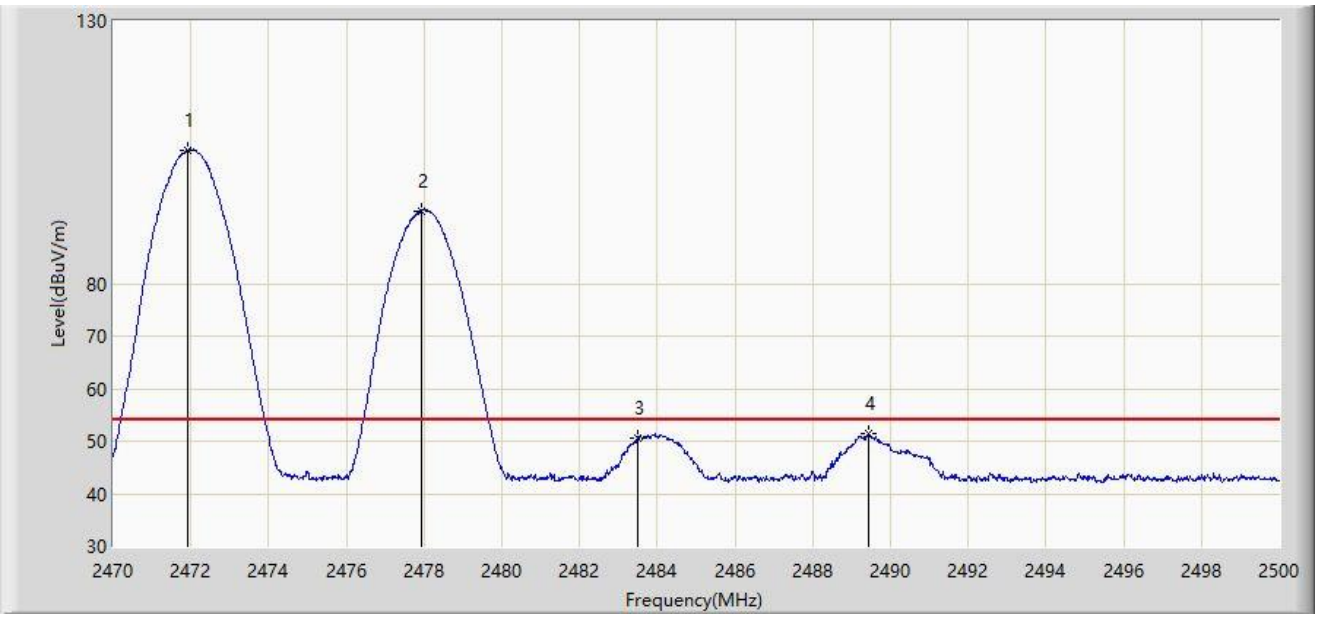

No	Mark	Frequency (MHz)	Measure Level (dBμV/m)	Reading Level (dBμV)	Margin (dB)	Limit (dBμV/m)	Factor (dB/m)	Type
1		2471.920	105.355	73.103	N/A	N/A	32.252	AV
2		2477.935	93.853	61.580	N/A	N/A	32.273	AV
3		2483.500	50.708	18.408	-3.292	54.000	32.300	AV
4	*	2489.440	51.502	19.171	-2.498	54.000	32.331	AV

Note 1: " * ", means this data is the worst emission level.

Note 2: Measure Level (dBμV/m) = Reading Level (dBμV) + Factor (dB/m).

Note 3: Factor (dB/m) = Cable Loss (dB) + Antenna Factor (dB/m).

Site: SIP-AC3	Test Date: 2024-05-17
Limit: FCC_2.4G_RE(3m)	Engineer: Barry Wu
Probe: HF907_102861_1-18GHz	Polarity: Horizontal
EUT: ACCESS POINT	Power: AC 120V/60Hz
Test Mode: Transmit at Ant 2 - Filter 1# - 2478MHz and Ant 4 - Filter 4# - 2474MHz	

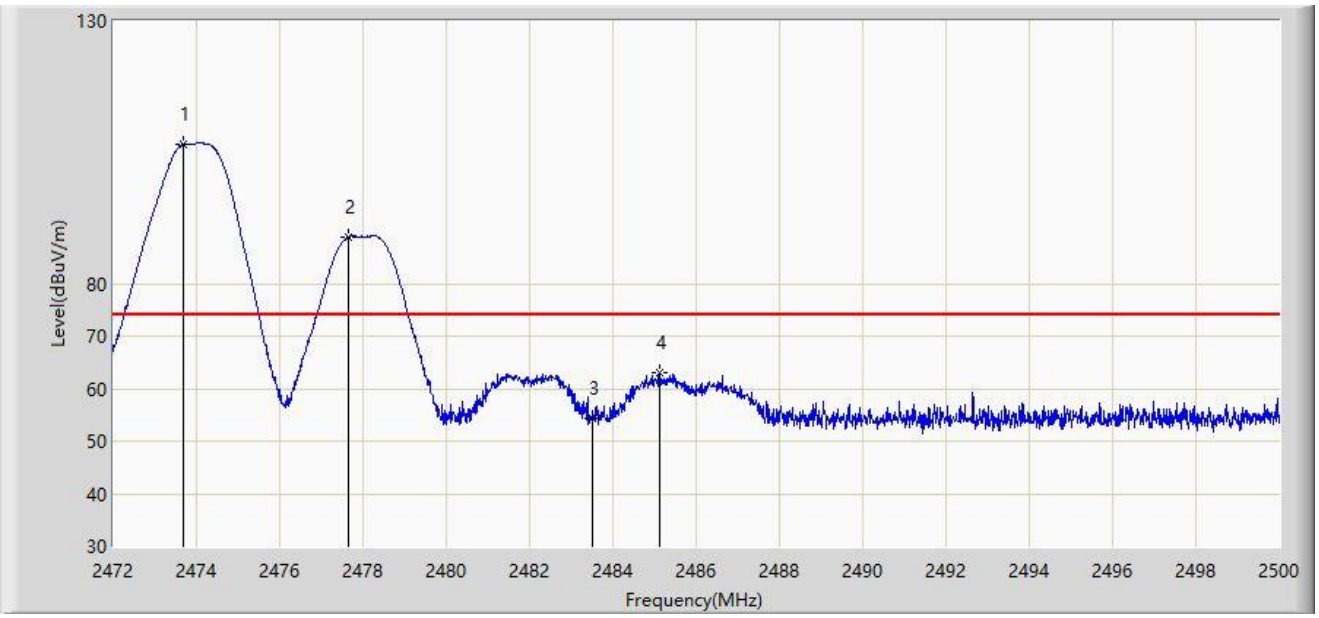

No	Mark	Frequency (MHz)	Measure Level (dBμV/m)	Reading Level (dBμV)	Margin (dB)	Limit (dBμV/m)	Factor (dB/m)	Type
1		2473.694	106.596	74.338	N/A	N/A	32.258	PK
2		2477.656	88.933	56.661	N/A	N/A	32.272	PK
3		2483.500	54.370	22.070	-19.630	74.000	32.300	PK
4	*	2485.118	63.151	30.842	-10.849	74.000	32.309	PK

Note 1: " * ", means this data is the worst emission level.

Note 2: Measure Level (dBμV/m) = Reading Level (dBμV) + Factor (dB/m).

Note 3: Factor (dB/m) = Cable Loss (dB) + Antenna Factor (dB/m).

Site: SIP-AC3	Test Date: 2024-05-17
Limit: FCC_2.4G_RE(3m)	Engineer: Barry Wu
Probe: HF907_102861_1-18GHz	Polarity: Horizontal
EUT: ACCESS POINT	Power: AC 120V/60Hz
Test Mode: Transmit at Ant 2 - Filter 1# - 2478MHz and Ant 4 - Filter 4# - 2474MHz	

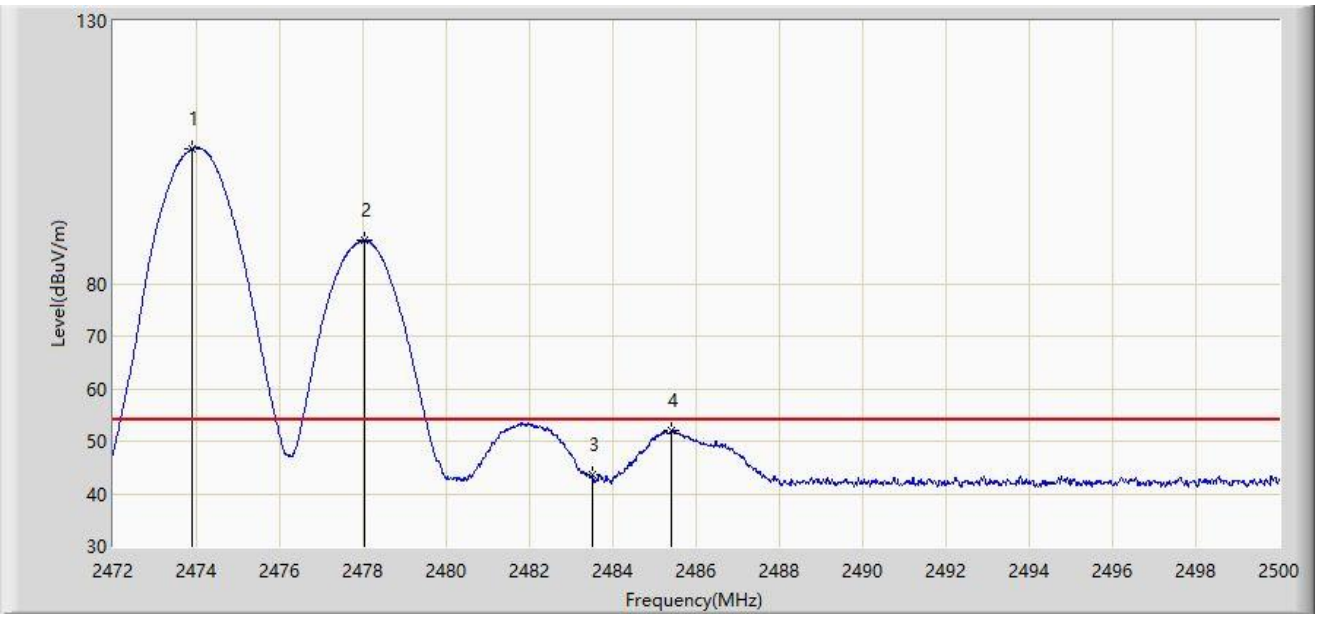

No	Mark	Frequency (MHz)	Measure Level (dBμV/m)	Reading Level (dBμV)	Margin (dB)	Limit (dBμV/m)	Factor (dB/m)	Type
1		2473.904	105.630	73.371	N/A	N/A	32.259	AV
2		2478.034	88.189	55.915	N/A	N/A	32.274	AV
3		2483.500	43.574	11.274	-10.426	54.000	32.300	AV
4	*	2485.398	52.003	19.693	-1.997	54.000	32.310	AV

Note 1: " * ", means this data is the worst emission level.

Note 2: Measure Level (dBμV/m) = Reading Level (dBμV) + Factor (dB/m).

Note 3: Factor (dB/m) = Cable Loss (dB) + Antenna Factor (dB/m).

Site: SIP-AC3	Test Date: 2024-05-17
Limit: FCC_2.4G_RE(3m)	Engineer: Barry Wu
Probe: HF907_102861_1-18GHz	Polarity: Vertical
EUT: ACCESS POINT	Power: AC 120V/60Hz
Test Mode: Transmit at Ant 2 - Filter 1# - 2478MHz and Ant 4 - Filter 4# - 2474MHz	

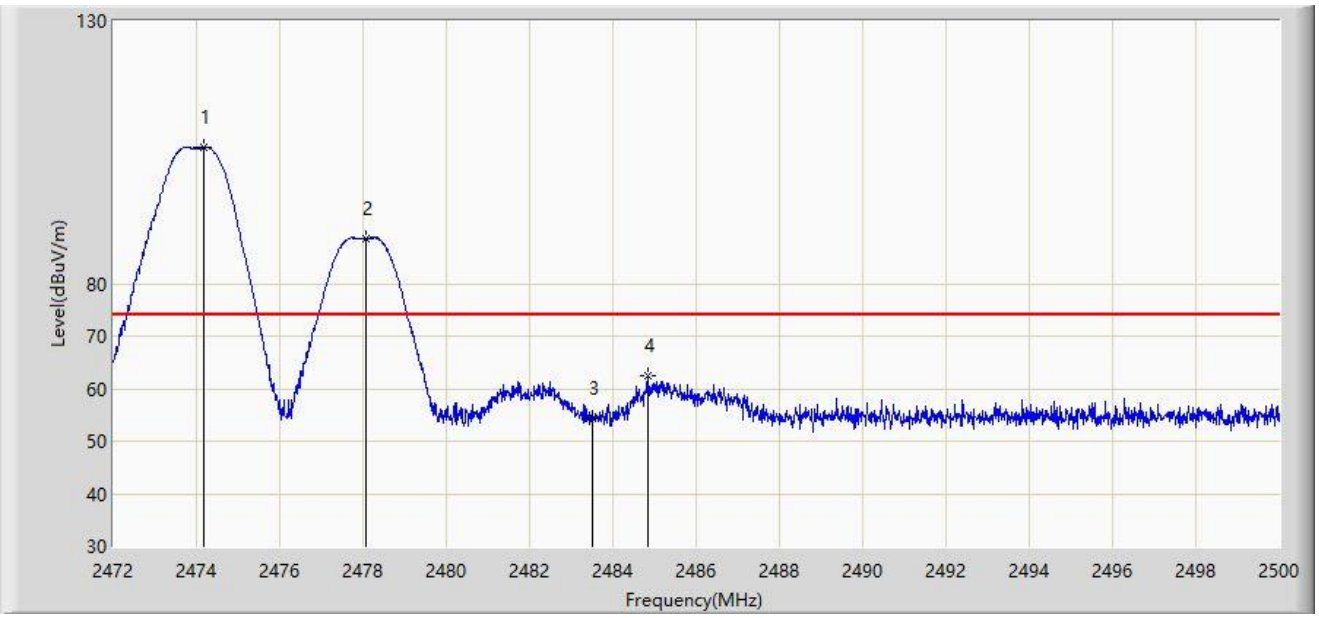

No	Mark	Frequency (MHz)	Measure Level (dBμV/m)	Reading Level (dBμV)	Margin (dB)	Limit (dBμV/m)	Factor (dB/m)	Type
1		2474.170	105.971	73.711	N/A	N/A	32.260	PK
2		2478.076	88.576	56.302	N/A	N/A	32.274	PK
3		2483.500	54.464	22.164	-19.536	74.000	32.300	PK
4	*	2484.838	62.459	30.152	-11.541	74.000	32.307	PK

Note 1: " * ", means this data is the worst emission level.

Note 2: Measure Level (dBμV/m) = Reading Level (dBμV) + Factor (dB/m).

Note 3: Factor (dB/m) = Cable Loss (dB) + Antenna Factor (dB/m).

Site: SIP-AC3	Test Date: 2024-05-17
Limit: FCC_2.4G_RE(3m)	Engineer: Barry Wu
Probe: HF907_102861_1-18GHz	Polarity: Vertical
EUT: ACCESS POINT	Power: AC 120V/60Hz
Test Mode: Transmit at Ant 2 - Filter 1# - 2478MHz and Ant 4 - Filter 4# - 2474MHz	

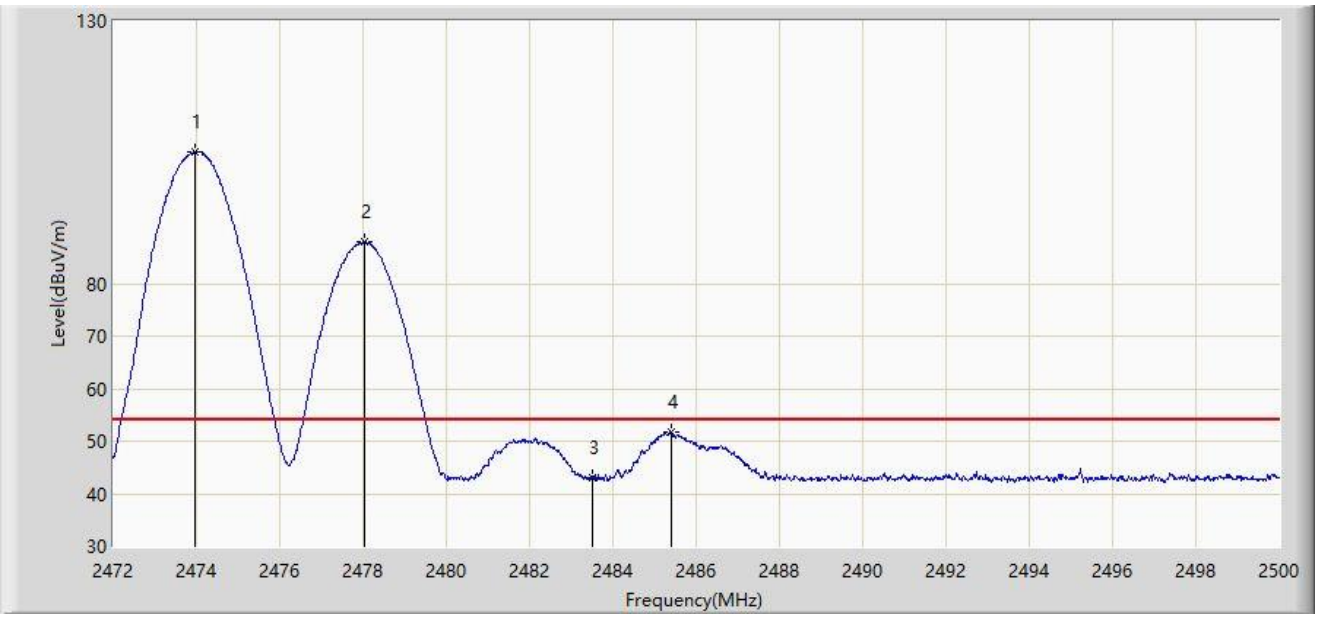

No	Mark	Frequency (MHz)	Measure Level (dBμV/m)	Reading Level (dBμV)	Margin (dB)	Limit (dBμV/m)	Factor (dB/m)	Type
1		2473.960	105.051	72.792	N/A	N/A	32.259	AV
2		2478.034	87.933	55.659	N/A	N/A	32.274	AV
3		2483.500	43.107	10.807	-10.893	54.000	32.300	AV
4	*	2485.398	51.821	19.511	-2.179	54.000	32.310	AV

Note 1: " * ", means this data is the worst emission level.

Note 2: Measure Level (dBμV/m) = Reading Level (dBμV) + Factor (dB/m).

Note 3: Factor (dB/m) = Cable Loss (dB) + Antenna Factor (dB/m).

Site: SIP-AC3	Test Date: 2024-05-17
Limit: FCC_2.4G_RE(3m)	Engineer: Barry Wu
Probe: HF907_102861_1-18GHz	Polarity: Horizontal
EUT: ACCESS POINT	Power: AC 120V/60Hz
Test Mode: Transmit at Ant 2 - Filter 1# - 2478MHz and Ant 4 - Filter 4# - 2476MHz	

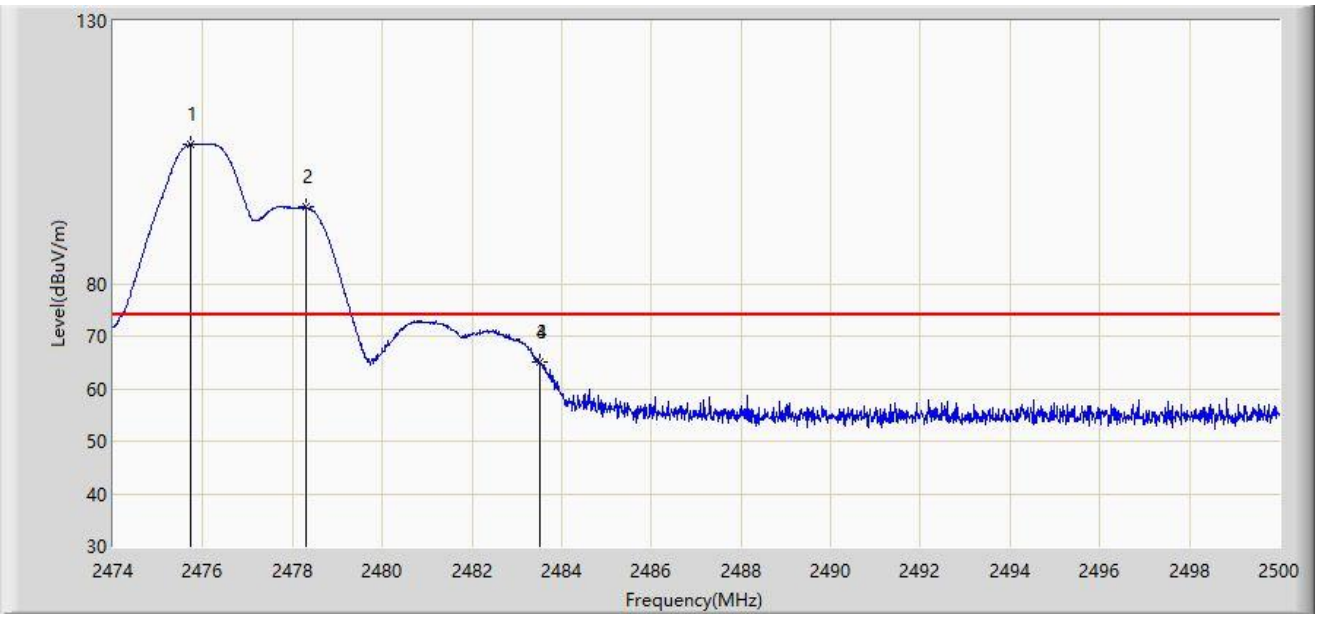

No	Mark	Frequency (MHz)	Measure Level (dBμV/m)	Reading Level (dBμV)	Margin (dB)	Limit (dBμV/m)	Factor (dB/m)	Type
1		2475.716	106.468	74.203	N/A	N/A	32.265	PK
2		2478.316	94.497	62.222	N/A	N/A	32.275	PK
3		2483.500	65.099	32.799	-8.901	74.000	32.300	PK
4	*	2483.503	65.124	32.824	-8.876	74.000	32.301	PK

Note 1: " * ", means this data is the worst emission level.

Note 2: Measure Level (dBμV/m) = Reading Level (dBμV) + Factor (dB/m).

Note 3: Factor (dB/m) = Cable Loss (dB) + Antenna Factor (dB/m).

Site: SIP-AC3	Test Date: 2024-05-17
Limit: FCC_2.4G_RE(3m)	Engineer: Barry Wu
Probe: HF907_102861_1-18GHz	Polarity: Horizontal
EUT: ACCESS POINT	Power: AC 120V/60Hz
Test Mode: Transmit at Ant 2 - Filter 1# - 2478MHz and Ant 4 - Filter 4# - 2476MHz	

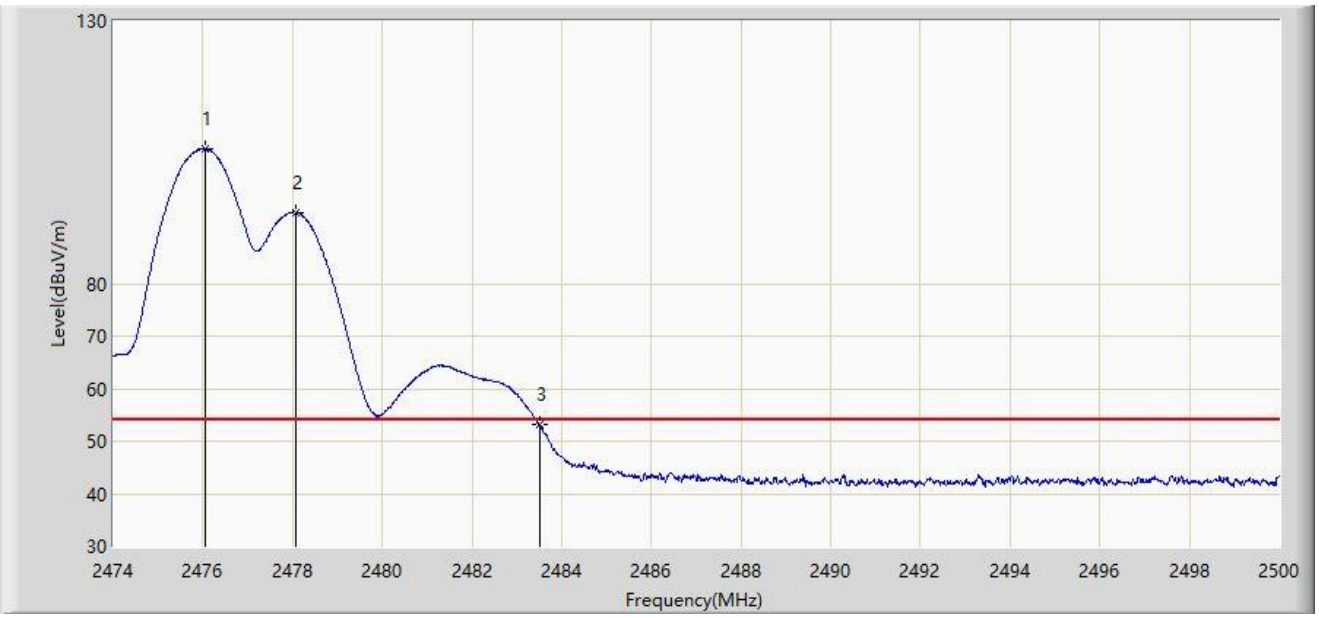

No	Mark	Frequency (MHz)	Measure Level (dBµV/m)	Reading Level (dBµV)	Margin (dB)	Limit (dBµV/m)	Factor (dB/m)	Type
1		2476.054	105.704	73.438	N/A	N/A	32.267	AV
2		2478.069	93.618	61.344	N/A	N/A	32.274	AV
3	*	2483.500	53.154	20.854	-0.846	54.000	32.300	AV

Note 1: " * ", means this data is the worst emission level.

Note 2: Measure Level (dBµV/m) = Reading Level (dBµV) + Factor (dB/m).

Note 3: Factor (dB/m) = Cable Loss (dB) + Antenna Factor (dB/m).

Site: SIP-AC3	Test Date: 2024-05-17
Limit: FCC_2.4G_RE(3m)	Engineer: Barry Wu
Probe: HF907_102861_1-18GHz	Polarity: Vertical
EUT: ACCESS POINT	Power: AC 120V/60Hz
Test Mode: Transmit at Ant 2 - Filter 1# - 2478MHz and Ant 4 - Filter 4# - 2476MHz	

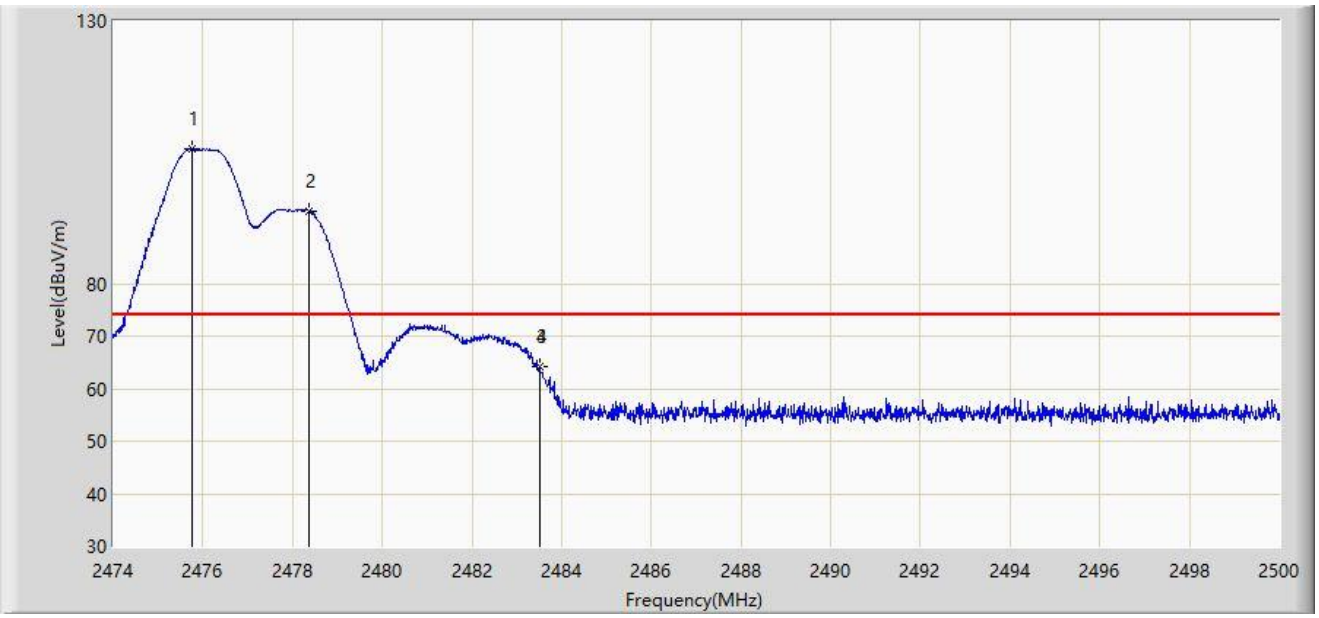

No	Mark	Frequency (MHz)	Measure Level (dBμV/m)	Reading Level (dBμV)	Margin (dB)	Limit (dBμV/m)	Factor (dB/m)	Type
1		2475.755	105.633	73.368	N/A	N/A	32.265	PK
2		2478.355	93.864	61.589	N/A	N/A	32.275	PK
3		2483.500	64.128	31.828	-9.872	74.000	32.300	PK
4	*	2483.503	64.216	31.916	-9.784	74.000	32.301	PK

Note 1: " * ", means this data is the worst emission level.

Note 2: Measure Level (dBμV/m) = Reading Level (dBμV) + Factor (dB/m).

Note 3: Factor (dB/m) = Cable Loss (dB) + Antenna Factor (dB/m).

Site: SIP-AC3	Test Date: 2024-05-18
Limit: FCC_2.4G_RE(3m)	Engineer: Barry Wu
Probe: HF907_102861_1-18GHz	Polarity: Vertical
EUT: ACCESS POINT	Power: AC 120V/60Hz
Test Mode: Transmit at Ant 2 - Filter 1# - 2478MHz and Ant 4 - Filter 4# - 2476MHz	

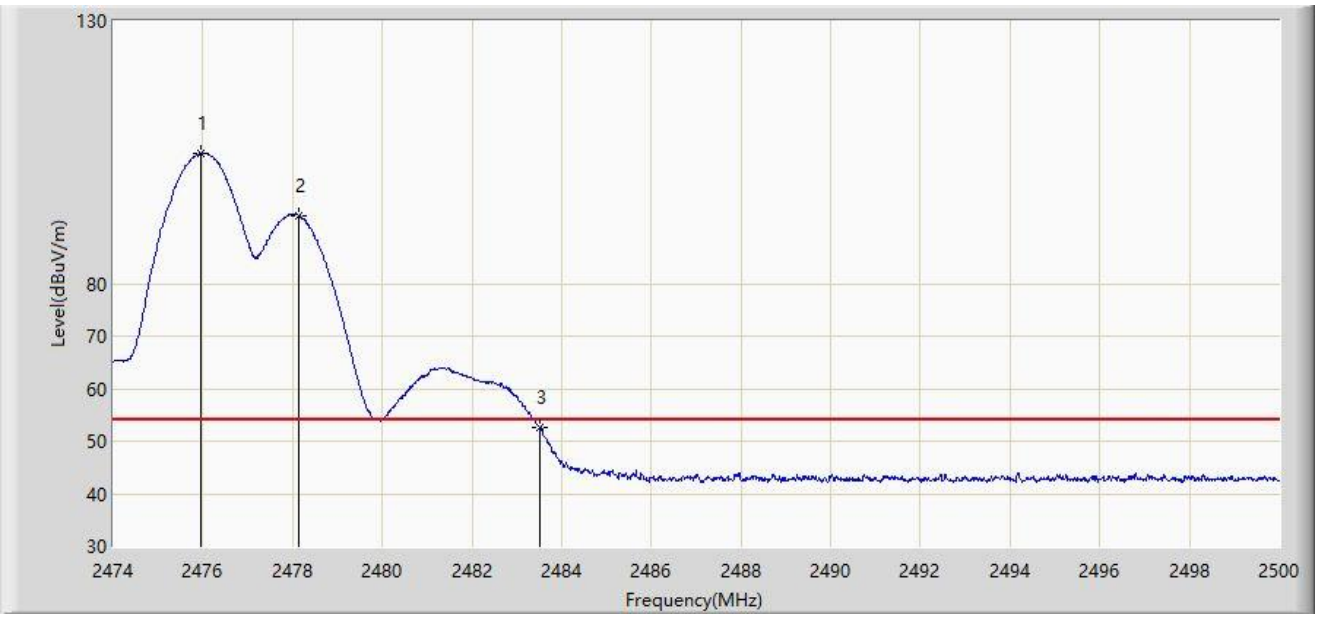

No	Mark	Frequency (MHz)	Measure Level (dBμV/m)	Reading Level (dBμV)	Margin (dB)	Limit (dBμV/m)	Factor (dB/m)	Type
1		2475.950	104.708	72.442	N/A	N/A	32.266	AV
2		2478.147	93.011	60.737	N/A	N/A	32.274	AV
3	*	2483.500	52.709	20.409	-1.291	54.000	32.300	AV

Note 1: " * ", means this data is the worst emission level.

Note 2: Measure Level (dBμV/m) = Reading Level (dBμV) + Factor (dB/m).

Note 3: Factor (dB/m) = Cable Loss (dB) + Antenna Factor (dB/m).

Site: SIP-AC3	Test Date: 2024-05-18
Limit: FCC_2.4G_RE(3m)	Engineer: Barry Wu
Probe: HF907_102861_1-18GHz	Polarity: Horizontal
EUT: ACCESS POINT	Power: AC 120V/60Hz
Test Mode: Transmit at Ant 2 - Filter 1# - 2478MHz and Ant 4 - Filter 4# - 2480MHz	

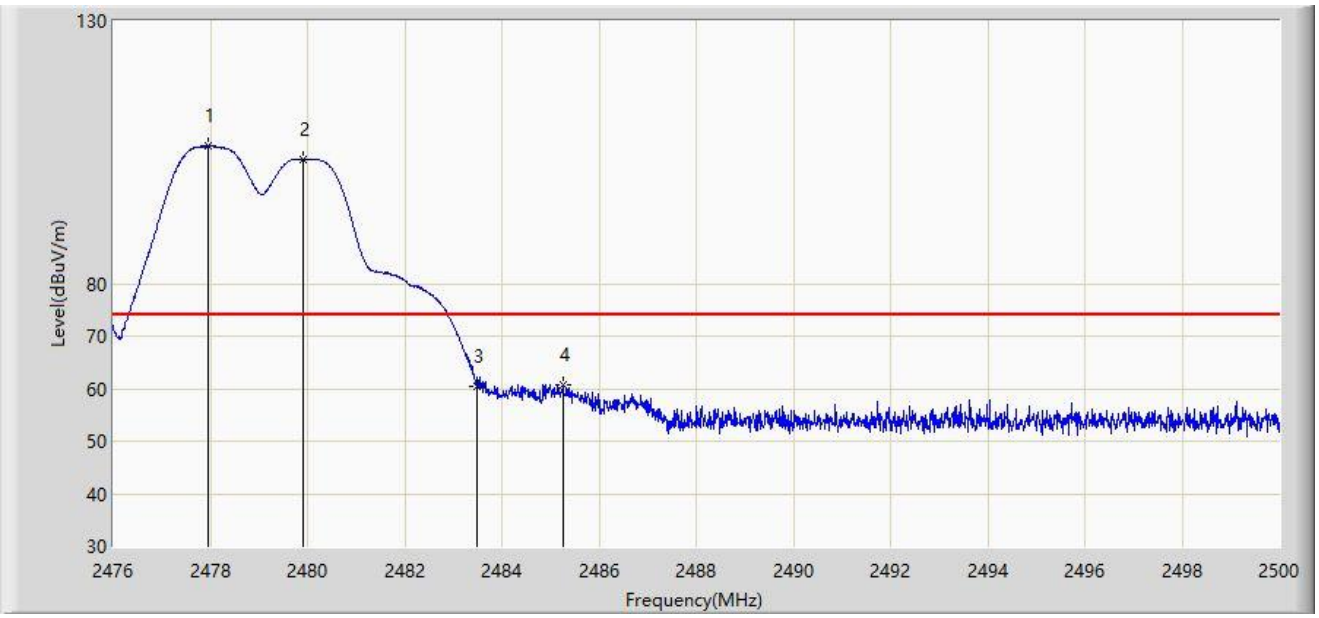

No	Mark	Frequency (MHz)	Measure Level (dBμV/m)	Reading Level (dBμV)	Margin (dB)	Limit (dBμV/m)	Factor (dB/m)	Type
1		2477.944	106.274	74.001	N/A	N/A	32.273	PK
2		2479.912	103.553	71.271	N/A	N/A	32.282	PK
3		2483.500	60.570	28.270	-13.430	74.000	32.300	PK
4	*	2485.252	60.867	28.558	-13.133	74.000	32.309	PK

Note 1: " * ", means this data is the worst emission level.

Note 2: Measure Level (dBμV/m) = Reading Level (dBμV) + Factor (dB/m).

Note 3: Factor (dB/m) = Cable Loss (dB) + Antenna Factor (dB/m).

Site: SIP-AC3	Test Date: 2024-05-18
Limit: FCC_2.4G_RE(3m)	Engineer: Barry Wu
Probe: HF907_102861_1-18GHz	Polarity: Horizontal
EUT: ACCESS POINT	Power: AC 120V/60Hz
Test Mode: Transmit at Ant 2 - Filter 1# - 2478MHz and Ant 4 - Filter 4# - 2480MHz	

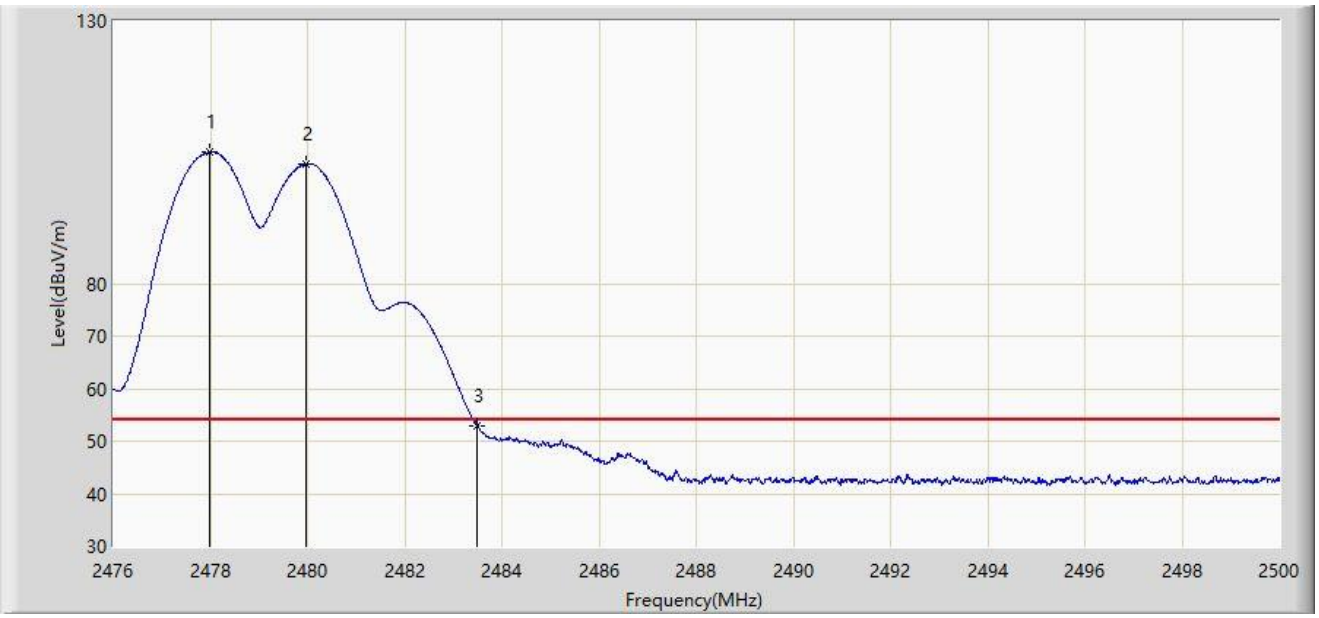

No	Mark	Frequency (MHz)	Measure Level (dBµV/m)	Reading Level (dBµV)	Margin (dB)	Limit (dBµV/m)	Factor (dB/m)	Type
1		2477.992	105.002	72.729	N/A	N/A	32.273	AV
2		2479.984	102.778	70.496	N/A	N/A	32.282	AV
3	*	2483.500	52.948	20.648	-1.052	54.000	32.300	AV

Note 1: " * ", means this data is the worst emission level.

Note 2: Measure Level (dBµV/m) = Reading Level (dBµV) + Factor (dB/m).

Note 3: Factor (dB/m) = Cable Loss (dB) + Antenna Factor (dB/m).

Site: SIP-AC3	Test Date: 2024-05-18
Limit: FCC_2.4G_RE(3m)	Engineer: Barry Wu
Probe: HF907_102861_1-18GHz	Polarity: Vertical
EUT: ACCESS POINT	Power: AC 120V/60Hz
Test Mode: Transmit at Ant 2 - Filter 1# - 2478MHz and Ant 4 - Filter 4# - 2480MHz	

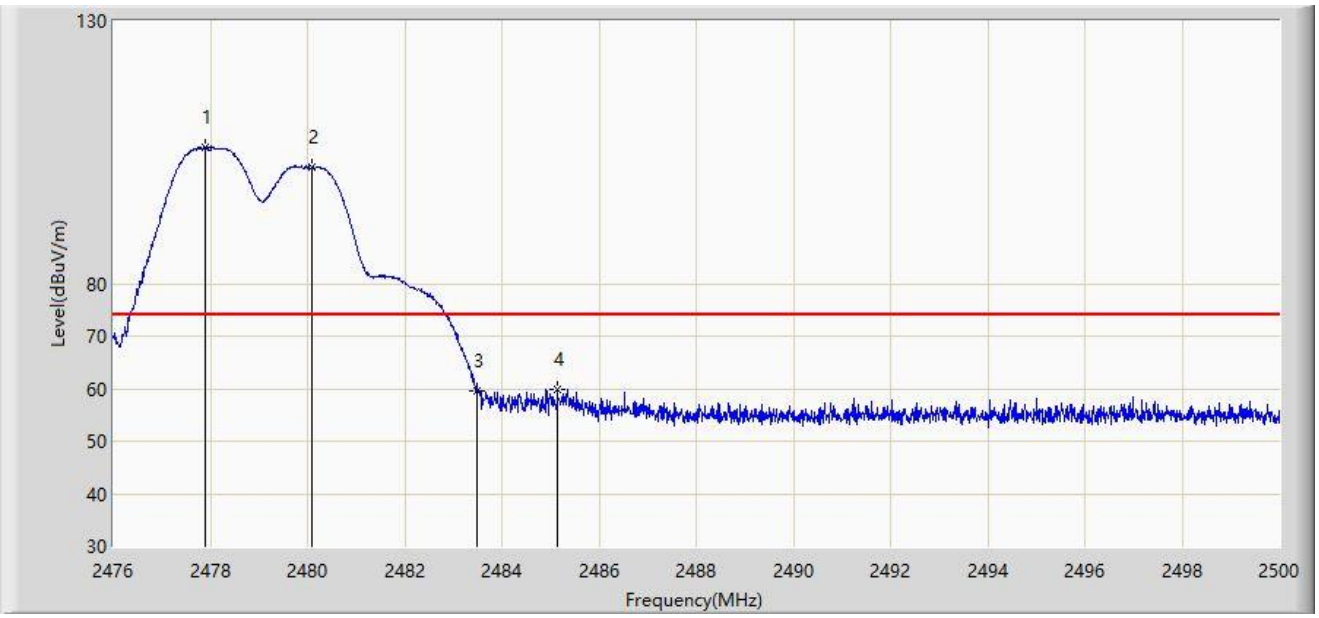

No	Mark	Frequency (MHz)	Measure Level (dBμV/m)	Reading Level (dBμV)	Margin (dB)	Limit (dBμV/m)	Factor (dB/m)	Type
1		2477.908	106.015	73.742	N/A	N/A	32.273	PK
2		2480.092	102.261	69.978	N/A	N/A	32.282	PK
3		2483.500	59.708	27.408	-14.292	74.000	32.300	PK
4	*	2485.144	59.893	27.584	-14.107	74.000	32.309	PK

Note 1: " * ", means this data is the worst emission level.

Note 2: Measure Level (dBμV/m) = Reading Level (dBμV) + Factor (dB/m).

Note 3: Factor (dB/m) = Cable Loss (dB) + Antenna Factor (dB/m).

Site: SIP-AC3	Test Date: 2024-05-18
Limit: FCC_2.4G_RE(3m)	Engineer: Barry Wu
Probe: HF907_102861_1-18GHz	Polarity: Vertical
EUT: ACCESS POINT	Power: AC 120V/60Hz
Test Mode: Transmit at Ant 2 - Filter 1# - 2478MHz and Ant 4 - Filter 4# - 2480MHz	

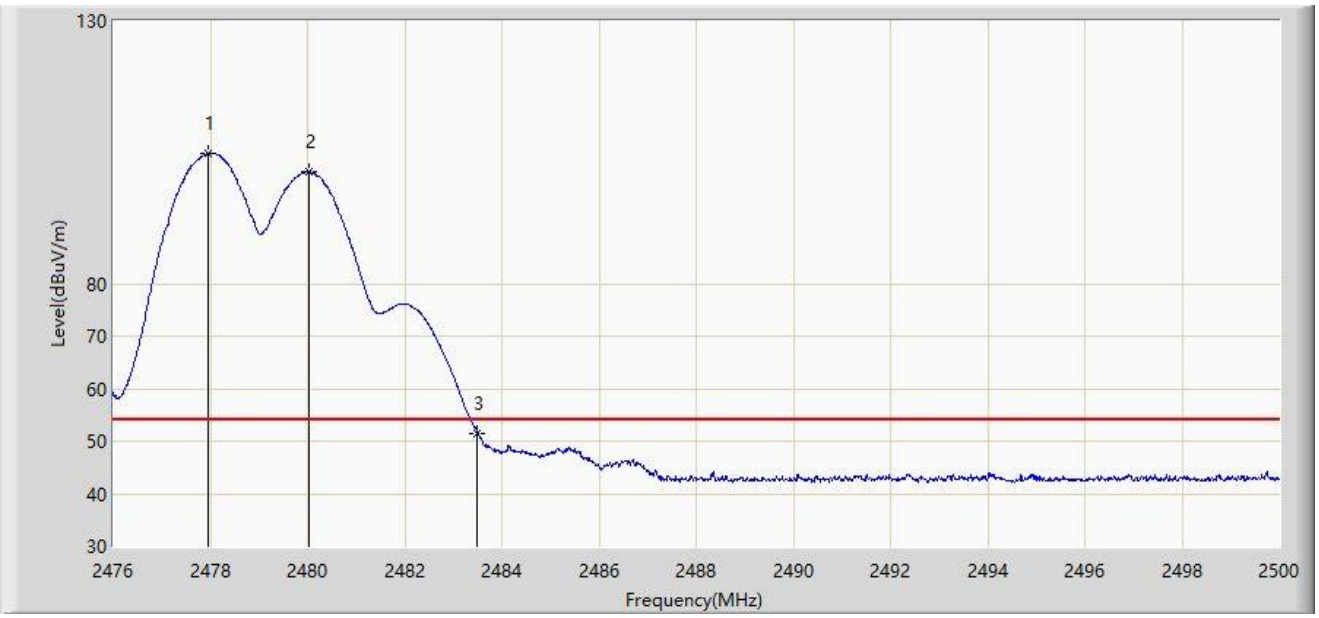

No	Mark	Frequency (MHz)	Measure Level (dBµV/m)	Reading Level (dBµV)	Margin (dB)	Limit (dBµV/m)	Factor (dB/m)	Type
1		2477.944	104.714	72.441	N/A	N/A	32.273	AV
2		2480.020	101.309	69.027	N/A	N/A	32.282	AV
3	*	2483.500	51.563	19.263	-2.437	54.000	32.300	AV

Note 1: " * ", means this data is the worst emission level.

Note 2: Measure Level (dBµV/m) = Reading Level (dBµV) + Factor (dB/m).

Note 3: Factor (dB/m) = Cable Loss (dB) + Antenna Factor (dB/m).

Site: SIP-AC3	Test Date: 2024-05-18
Limit: FCC_2.4G_RE(3m)	Engineer: Barry Wu
Probe: HF907_102861_1-18GHz	Polarity: Horizontal
EUT: ACCESS POINT	Power: AC 120V/60Hz
Test Mode: Transmit at Ant 2 - Filter 1# - 2480MHz and Ant 4 - Filter 4# - 2470MHz	

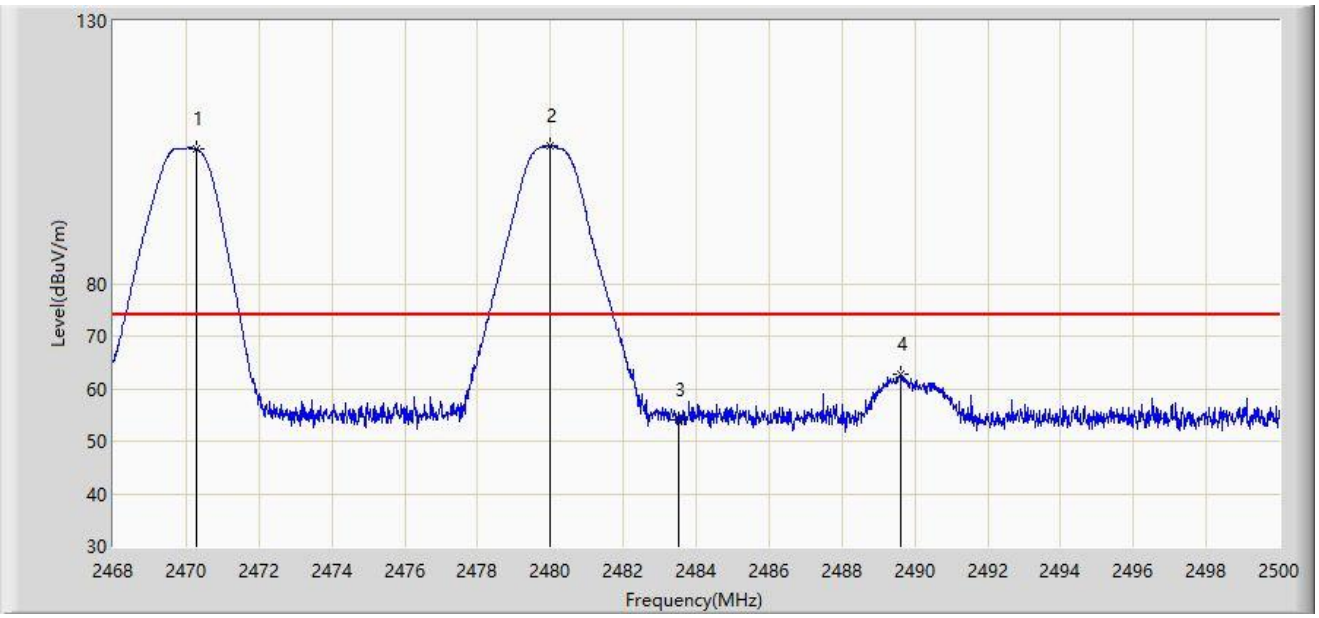

No	Mark	Frequency (MHz)	Measure Level (dBμV/m)	Reading Level (dBμV)	Margin (dB)	Limit (dBμV/m)	Factor (dB/m)	Type
1		2470.272	105.720	73.474	N/A	N/A	32.245	PK
2		2479.984	106.250	73.968	N/A	N/A	32.282	PK
3		2483.500	54.031	21.731	-19.969	74.000	32.300	PK
4	*	2489.600	62.616	30.284	-11.384	74.000	32.332	PK

Note 1: " * ", means this data is the worst emission level.

Note 2: Measure Level (dBμV/m) = Reading Level (dBμV) + Factor (dB/m).

Note 3: Factor (dB/m) = Cable Loss (dB) + Antenna Factor (dB/m).

Site: SIP-AC3	Test Date: 2024-05-18
Limit: FCC_2.4G_RE(3m)	Engineer: Barry Wu
Probe: HF907_102861_1-18GHz	Polarity: Horizontal
EUT: ACCESS POINT	Power: AC 120V/60Hz
Test Mode: Transmit at Ant 2 - Filter 1# - 2480MHz and Ant 4 - Filter 4# - 2470MHz	

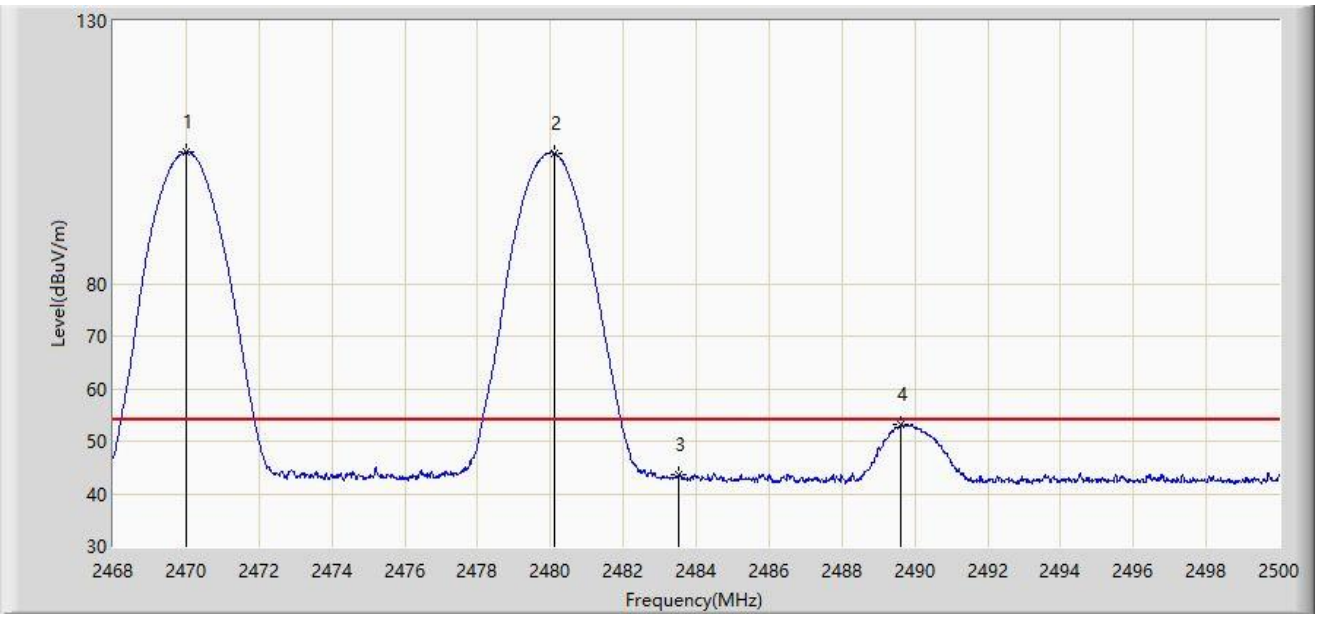

No	Mark	Frequency (MHz)	Measure Level (dBμV/m)	Reading Level (dBμV)	Margin (dB)	Limit (dBμV/m)	Factor (dB/m)	Type
1		2470.016	105.022	72.777	N/A	N/A	32.244	AV
2		2480.128	104.793	72.510	N/A	N/A	32.283	AV
3		2483.500	43.497	11.197	-10.503	54.000	32.300	AV
4	*	2489.632	53.147	20.815	-0.853	54.000	32.332	AV

Note 1: " * ", means this data is the worst emission level.

Note 2: Measure Level (dBμV/m) = Reading Level (dBμV) + Factor (dB/m).

Note 3: Factor (dB/m) = Cable Loss (dB) + Antenna Factor (dB/m).

Site: SIP-AC3	Test Date: 2024-05-18
Limit: FCC_2.4G_RE(3m)	Engineer: Barry Wu
Probe: HF907_102861_1-18GHz	Polarity: Vertical
EUT: ACCESS POINT	Power: AC 120V/60Hz
Test Mode: Transmit at Ant 2 - Filter 1# - 2480MHz and Ant 4 - Filter 4# - 2470MHz	

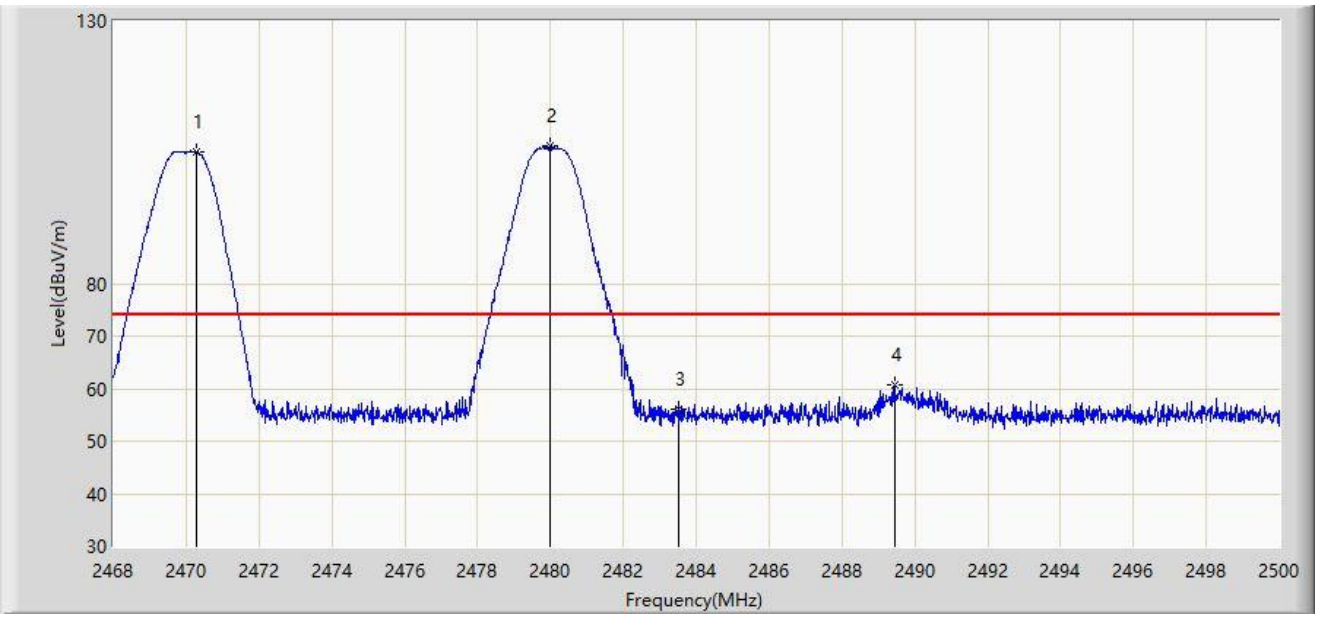

No	Mark	Frequency (MHz)	Measure Level (dBμV/m)	Reading Level (dBμV)	Margin (dB)	Limit (dBμV/m)	Factor (dB/m)	Type
1		2470.272	105.125	72.879	N/A	N/A	32.245	PK
2		2479.984	106.286	74.004	N/A	N/A	32.282	PK
3		2483.500	56.102	23.802	-17.898	74.000	32.300	PK
4	*	2489.440	60.841	28.510	-13.159	74.000	32.331	PK

Note 1: " * ", means this data is the worst emission level.

Note 2: Measure Level (dBμV/m) = Reading Level (dBμV) + Factor (dB/m).

Note 3: Factor (dB/m) = Cable Loss (dB) + Antenna Factor (dB/m).

Site: SIP-AC3	Test Date: 2024-05-18
Limit: FCC_2.4G_RE(3m)	Engineer: Barry Wu
Probe: HF907_102861_1-18GHz	Polarity: Vertical
EUT: ACCESS POINT	Power: AC 120V/60Hz
Test Mode: Transmit at Ant 2 - Filter 1# - 2480MHz and Ant 4 - Filter 4# - 2470MHz	

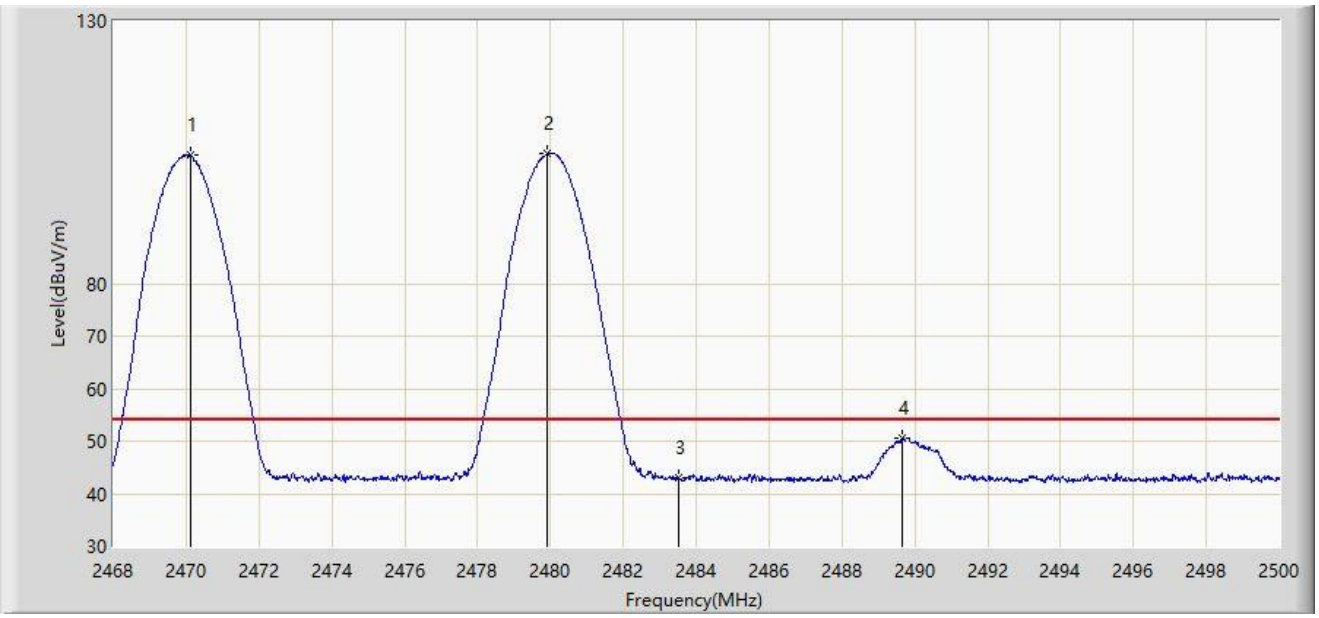

No	Mark	Frequency (MHz)	Measure Level (dBμV/m)	Reading Level (dBμV)	Margin (dB)	Limit (dBμV/m)	Factor (dB/m)	Type
1		2470.128	104.382	72.137	N/A	N/A	32.245	AV
2		2479.920	104.706	72.424	N/A	N/A	32.282	AV
3		2483.500	42.918	10.618	-11.082	54.000	32.300	AV
4	*	2489.648	50.690	18.358	-3.310	54.000	32.332	AV

Note 1: " * ", means this data is the worst emission level.

Note 2: Measure Level (dBμV/m) = Reading Level (dBμV) + Factor (dB/m).

Note 3: Factor (dB/m) = Cable Loss (dB) + Antenna Factor (dB/m).

Site: SIP-AC3	Test Date: 2024-05-18
Limit: FCC_2.4G_RE(3m)	Engineer: Barry Wu
Probe: HF907_102861_1-18GHz	Polarity: Horizontal
EUT: ACCESS POINT	Power: AC 120V/60Hz
Test Mode: Transmit at Ant 2 - Filter 1# - 2480MHz and Ant 4 - Filter 4# - 2472MHz	

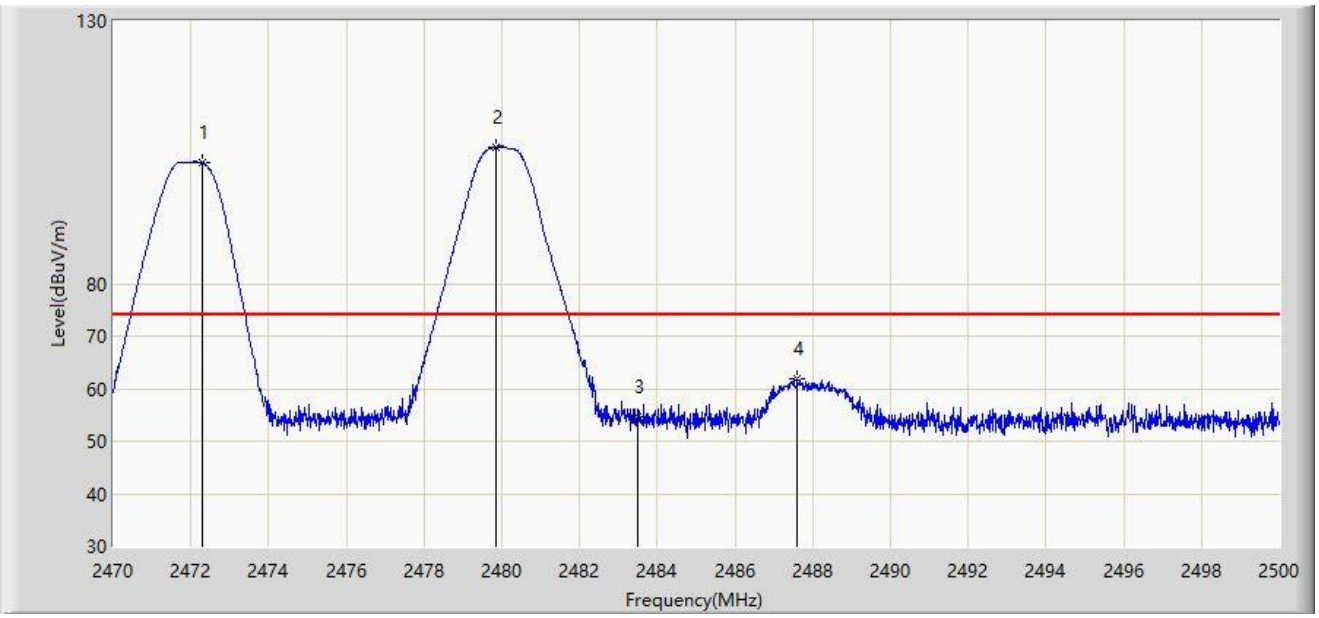

No	Mark	Frequency (MHz)	Measure Level (dBμV/m)	Reading Level (dBμV)	Margin (dB)	Limit (dBμV/m)	Factor (dB/m)	Type
1		2472.310	103.029	70.776	N/A	N/A	32.253	PK
2		2479.840	105.957	73.676	N/A	N/A	32.281	PK
3		2483.500	54.605	22.305	-19.395	74.000	32.300	PK
4	*	2487.595	61.766	29.445	-12.234	74.000	32.322	PK

Note 1: " * ", means this data is the worst emission level.

Note 2: Measure Level (dBμV/m) = Reading Level (dBμV) + Factor (dB/m).

Note 3: Factor (dB/m) = Cable Loss (dB) + Antenna Factor (dB/m).

Site: SIP-AC3	Test Date: 2024-05-18
Limit: FCC_2.4G_RE(3m)	Engineer: Barry Wu
Probe: HF907_102861_1-18GHz	Polarity: Horizontal
EUT: ACCESS POINT	Power: AC 120V/60Hz
Test Mode: Transmit at Ant 2 - Filter 1# - 2480MHz and Ant 4 - Filter 4# - 2472MHz	

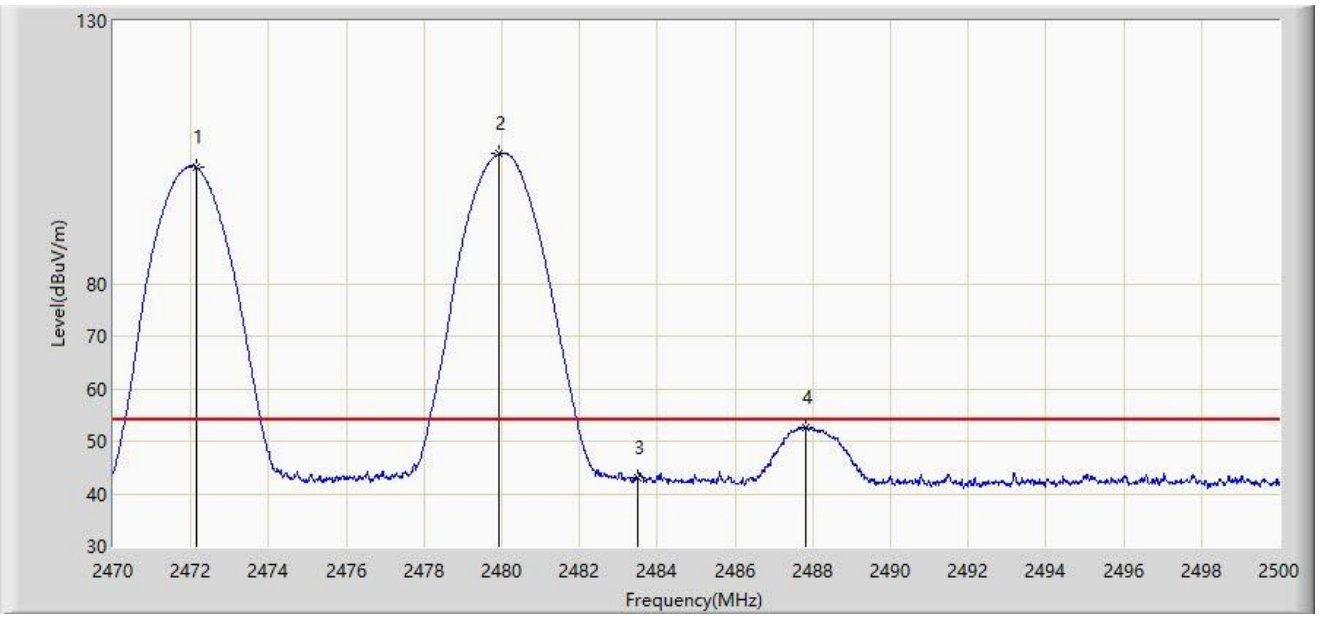

No	Mark	Frequency (MHz)	Measure Level (dBμV/m)	Reading Level (dBμV)	Margin (dB)	Limit (dBμV/m)	Factor (dB/m)	Type
1		2472.130	102.244	69.992	N/A	N/A	32.252	AV
2		2479.930	104.716	72.434	N/A	N/A	32.282	AV
3		2483.500	43.016	10.716	-10.984	54.000	32.300	AV
4	*	2487.820	52.733	20.410	-1.267	54.000	32.323	AV

Note 1: " * ", means this data is the worst emission level.

Note 2: Measure Level (dBμV/m) = Reading Level (dBμV) + Factor (dB/m).

Note 3: Factor (dB/m) = Cable Loss (dB) + Antenna Factor (dB/m).

Site: SIP-AC3	Test Date: 2024-05-18
Limit: FCC_2.4G_RE(3m)	Engineer: Barry Wu
Probe: HF907_102861_1-18GHz	Polarity: Vertical
EUT: ACCESS POINT	Power: AC 120V/60Hz
Test Mode: Transmit at Ant 2 - Filter 1# - 2480MHz and Ant 4 - Filter 4# - 2472MHz	

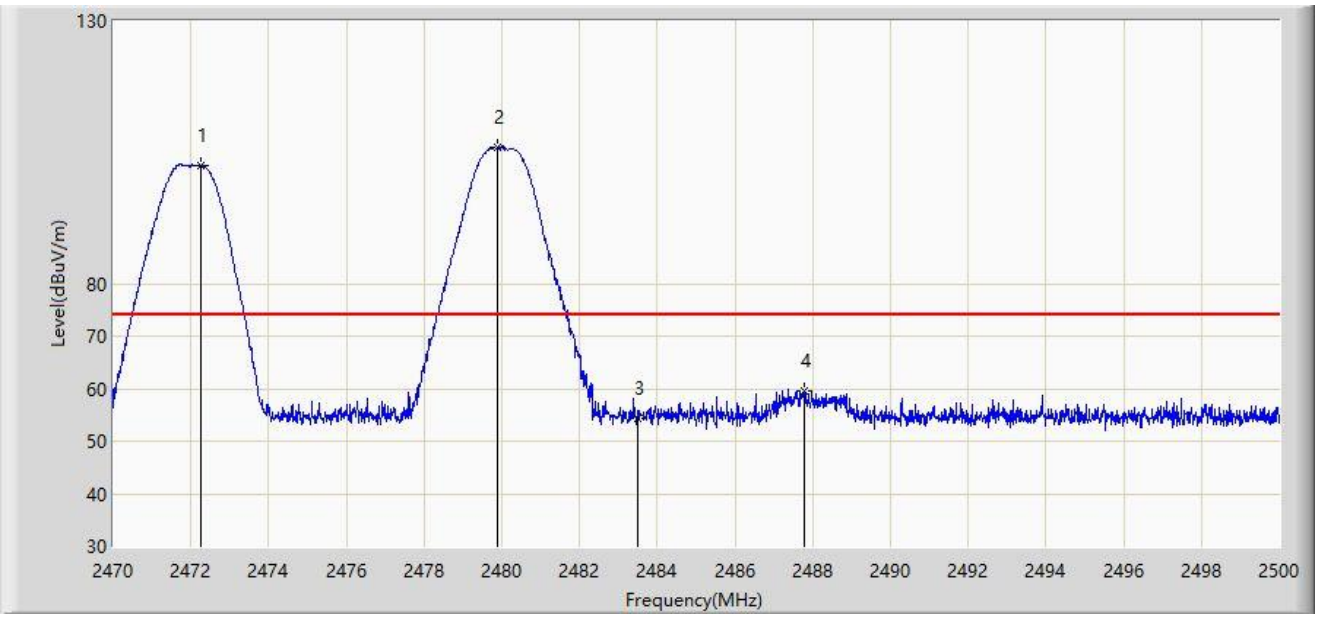

No	Mark	Frequency (MHz)	Measure Level (dBμV/m)	Reading Level (dBμV)	Margin (dB)	Limit (dBμV/m)	Factor (dB/m)	Type
1		2472.265	102.527	70.274	N/A	N/A	32.252	PK
2		2479.870	105.937	73.655	N/A	N/A	32.281	PK
3		2483.500	54.453	22.153	-19.547	74.000	32.300	PK
4	*	2487.775	59.425	27.103	-14.575	74.000	32.323	PK

Note 1: " * ", means this data is the worst emission level.

Note 2: Measure Level (dBμV/m) = Reading Level (dBμV) + Factor (dB/m).

Note 3: Factor (dB/m) = Cable Loss (dB) + Antenna Factor (dB/m).

Site: SIP-AC3	Test Date: 2024-05-18
Limit: FCC_2.4G_RE(3m)	Engineer: Barry Wu
Probe: HF907_102861_1-18GHz	Polarity: Vertical
EUT: ACCESS POINT	Power: AC 120V/60Hz
Test Mode: Transmit at Ant 2 - Filter 1# - 2480MHz and Ant 4 - Filter 4# - 2472MHz	

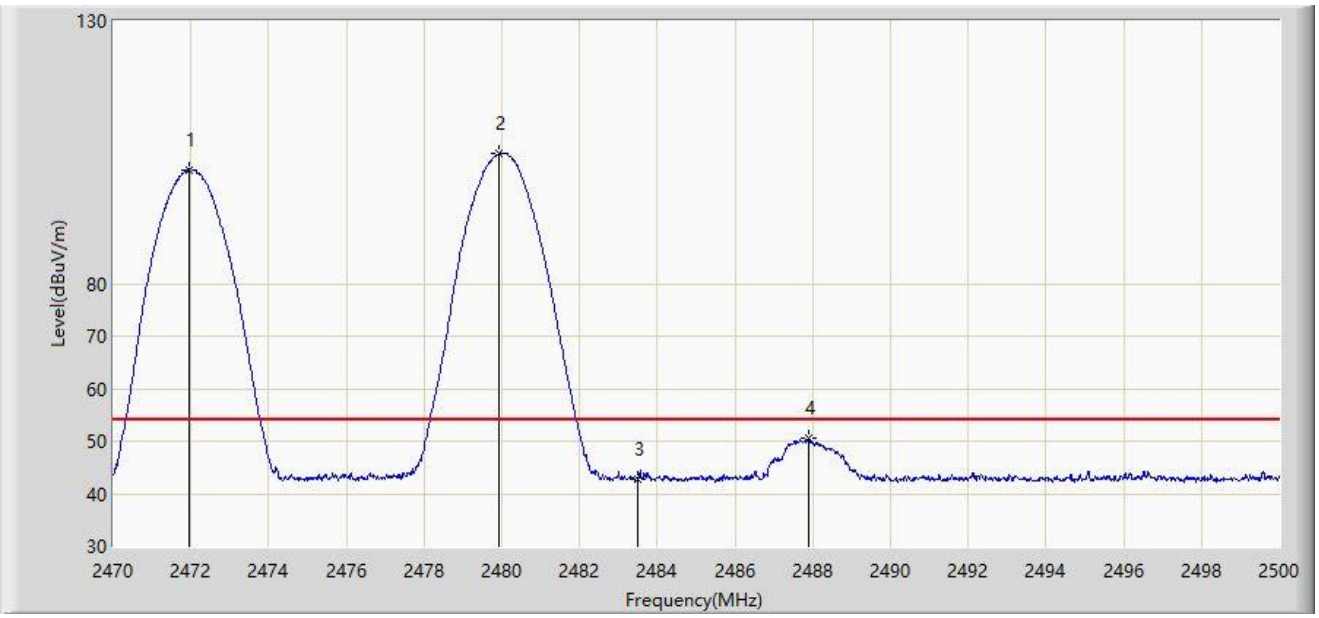

No	Mark	Frequency (MHz)	Measure Level (dBμV/m)	Reading Level (dBμV)	Margin (dB)	Limit (dBμV/m)	Factor (dB/m)	Type
1		2471.950	101.736	69.484	N/A	N/A	32.252	AV
2		2479.930	104.726	72.444	N/A	N/A	32.282	AV
3		2483.500	42.811	10.511	-11.189	54.000	32.300	AV
4	*	2487.895	50.508	18.185	-3.492	54.000	32.323	AV

Note 1: " * ", means this data is the worst emission level.

Note 2: Measure Level (dBμV/m) = Reading Level (dBμV) + Factor (dB/m).

Note 3: Factor (dB/m) = Cable Loss (dB) + Antenna Factor (dB/m).

Site: SIP-AC3	Test Date: 2024-05-18
Limit: FCC_2.4G_RE(3m)	Engineer: Barry Wu
Probe: HF907_102861_1-18GHz	Polarity: Horizontal
EUT: ACCESS POINT	Power: AC 120V/60Hz
Test Mode: Transmit at Ant 2 - Filter 1# - 2480MHz and Ant 4 - Filter 4# - 2474MHz	

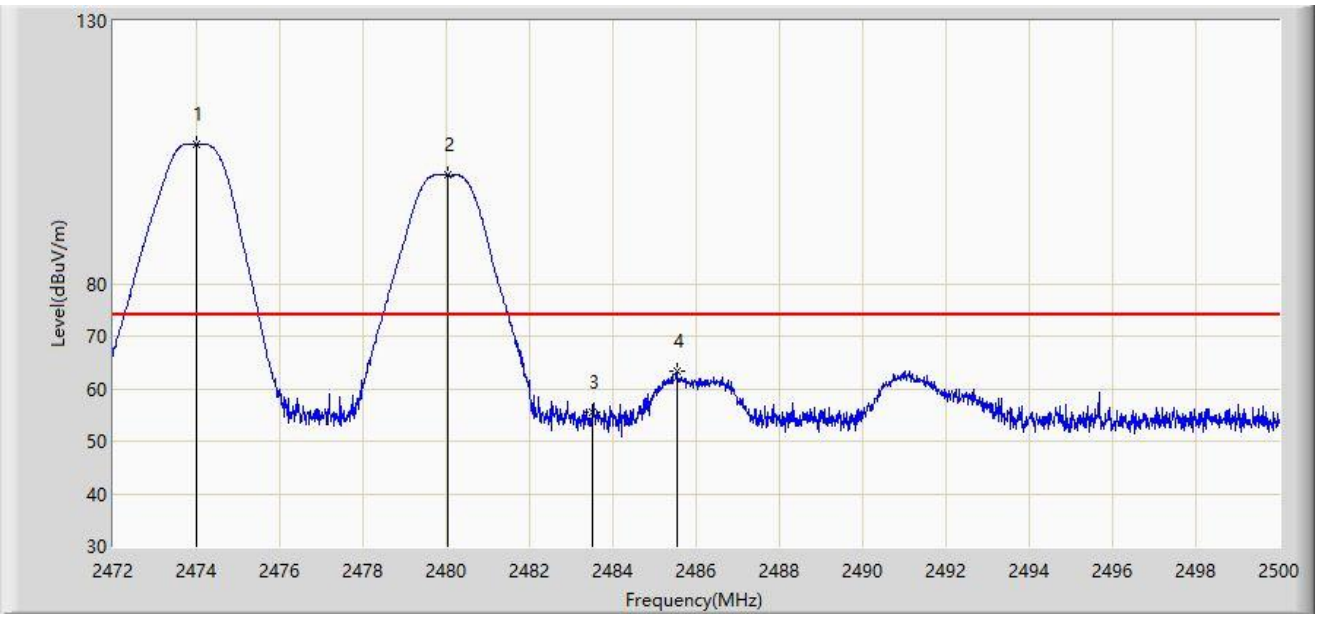

No	Mark	Frequency (MHz)	Measure Level (dBμV/m)	Reading Level (dBμV)	Margin (dB)	Limit (dBμV/m)	Factor (dB/m)	Type
1		2474.016	106.556	74.297	N/A	N/A	32.259	PK
2		2480.036	100.686	68.404	N/A	N/A	32.282	PK
3		2483.500	55.562	23.262	-18.438	74.000	32.300	PK
4	*	2485.538	63.370	31.059	-10.630	74.000	32.311	PK

Note 1: " * ", means this data is the worst emission level.

Note 2: Measure Level (dBμV/m) = Reading Level (dBμV) + Factor (dB/m).

Note 3: Factor (dB/m) = Cable Loss (dB) + Antenna Factor (dB/m).

Site: SIP-AC3	Test Date: 2024-05-18
Limit: FCC_2.4G_RE(3m)	Engineer: Barry Wu
Probe: HF907_102861_1-18GHz	Polarity: Horizontal
EUT: ACCESS POINT	Power: AC 120V/60Hz
Test Mode: Transmit at Ant 2 - Filter 1# - 2480MHz and Ant 4 - Filter 4# - 2474MHz	

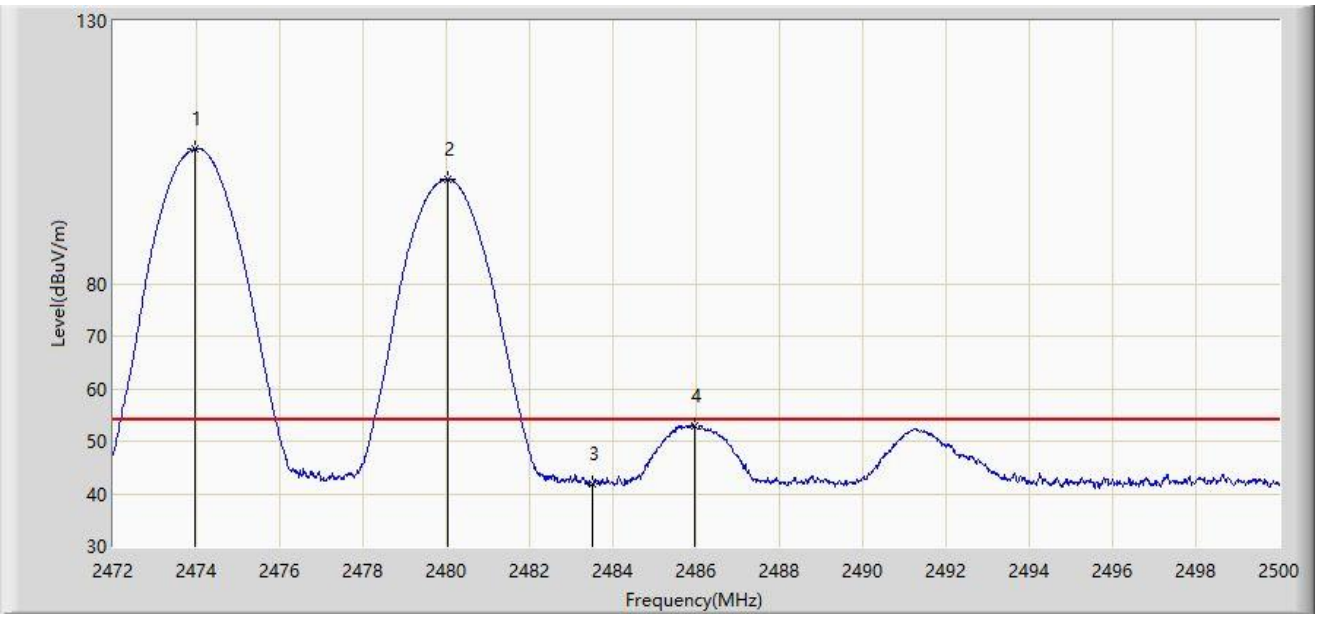

No	Mark	Frequency (MHz)	Measure Level (dBμV/m)	Reading Level (dBμV)	Margin (dB)	Limit (dBμV/m)	Factor (dB/m)	Type
1		2473.960	105.635	73.376	N/A	N/A	32.259	AV
2		2480.036	99.894	67.612	N/A	N/A	32.282	AV
3		2483.500	41.828	9.528	-12.172	54.000	32.300	AV
4	*	2485.958	52.891	20.578	-1.109	54.000	32.313	AV

Note 1: " * ", means this data is the worst emission level.

Note 2: Measure Level (dBμV/m) = Reading Level (dBμV) + Factor (dB/m).

Note 3: Factor (dB/m) = Cable Loss (dB) + Antenna Factor (dB/m).

Site: SIP-AC3	Test Date: 2024-05-18
Limit: FCC_2.4G_RE(3m)	Engineer: Barry Wu
Probe: HF907_102861_1-18GHz	Polarity: Vertical
EUT: ACCESS POINT	Power: AC 120V/60Hz
Test Mode: Transmit at Ant 2 - Filter 1# - 2480MHz and Ant 4 - Filter 4# - 2474MHz	

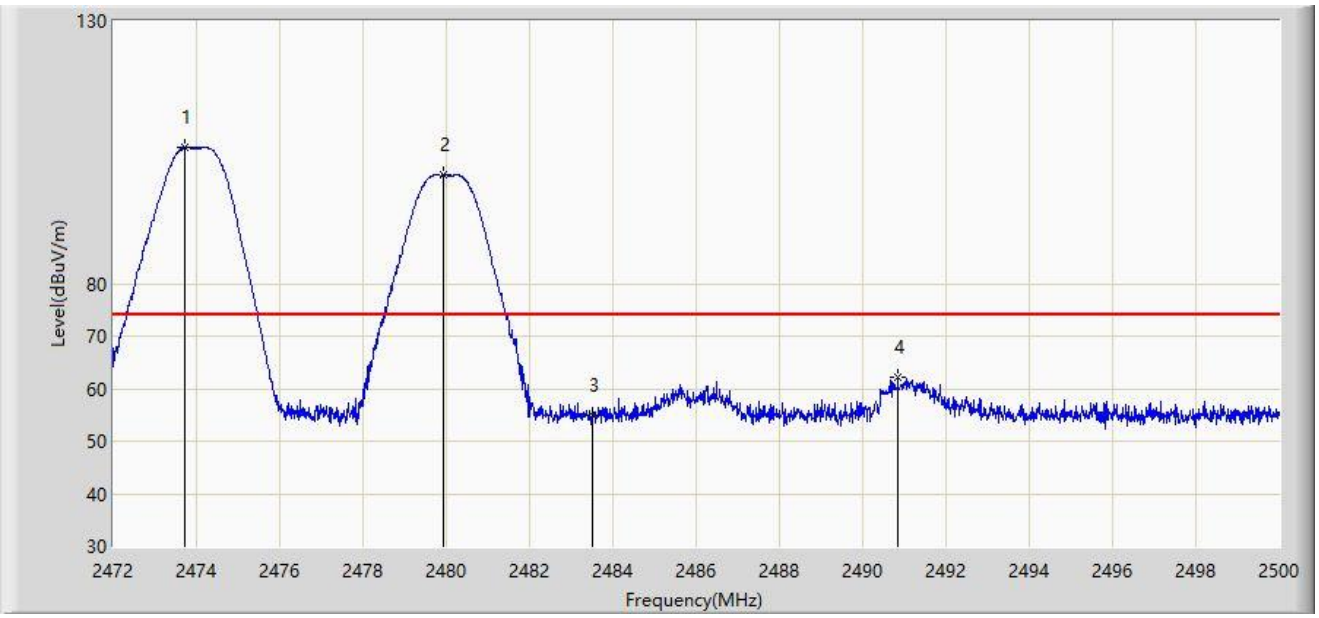

No	Mark	Frequency (MHz)	Measure Level (dBμV/m)	Reading Level (dBμV)	Margin (dB)	Limit (dBμV/m)	Factor (dB/m)	Type
1		2473.722	105.950	73.692	N/A	N/A	32.258	PK
2		2479.924	100.758	68.476	N/A	N/A	32.282	PK
3		2483.500	54.784	22.484	-19.216	74.000	32.300	PK
4	*	2490.844	62.154	29.816	-11.846	74.000	32.338	PK

Note 1: " * ", means this data is the worst emission level.

Note 2: Measure Level (dBμV/m) = Reading Level (dBμV) + Factor (dB/m).

Note 3: Factor (dB/m) = Cable Loss (dB) + Antenna Factor (dB/m).

Site: SIP-AC3	Test Date: 2024-05-18
Limit: FCC_2.4G_RE(3m)	Engineer: Barry Wu
Probe: HF907_102861_1-18GHz	Polarity: Vertical
EUT: ACCESS POINT	Power: AC 120V/60Hz
Test Mode: Transmit at Ant 2 - Filter 1# - 2480MHz and Ant 4 - Filter 4# - 2474MHz	

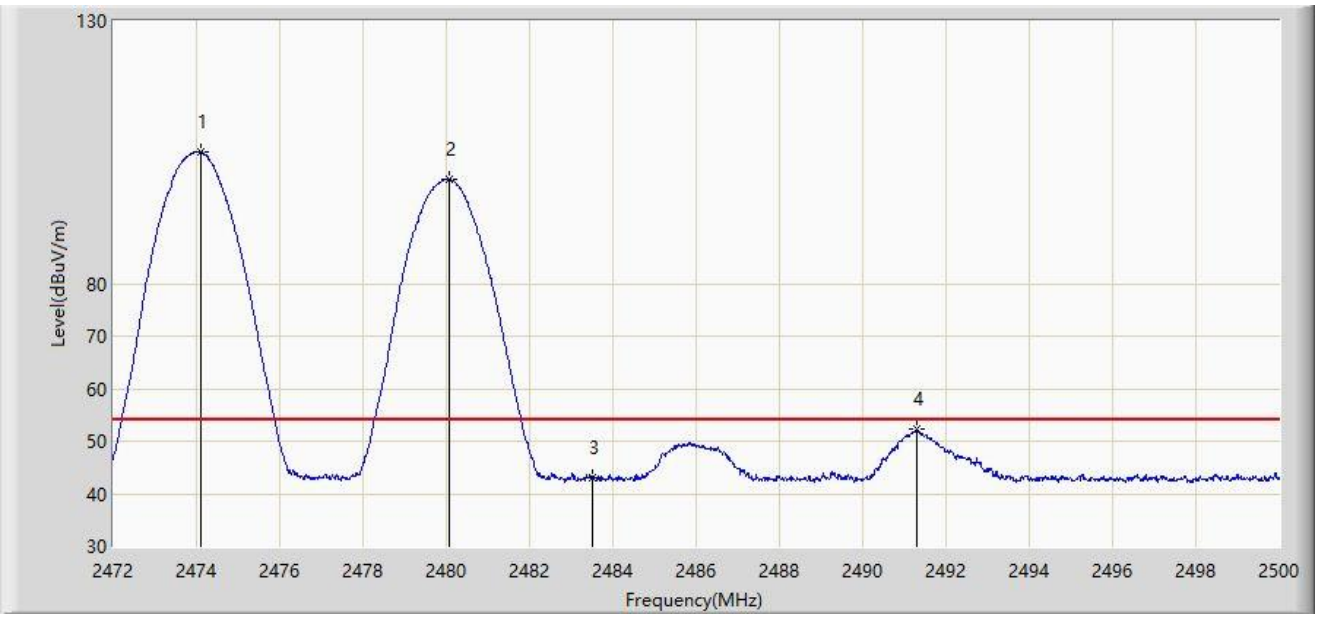

No	Mark	Frequency (MHz)	Measure Level (dBμV/m)	Reading Level (dBμV)	Margin (dB)	Limit (dBμV/m)	Factor (dB/m)	Type
1		2474.114	105.015	72.756	N/A	N/A	32.260	AV
2		2480.078	99.799	67.516	N/A	N/A	32.282	AV
3		2483.500	43.064	10.764	-10.936	54.000	32.300	AV
4	*	2491.292	52.382	20.041	-1.618	54.000	32.340	AV

Note 1: " * ", means this data is the worst emission level.

Note 2: Measure Level (dBμV/m) = Reading Level (dBμV) + Factor (dB/m).

Note 3: Factor (dB/m) = Cable Loss (dB) + Antenna Factor (dB/m).

Site: SIP-AC3	Test Date: 2024-05-18
Limit: FCC_2.4G_RE(3m)	Engineer: Barry Wu
Probe: HF907_102861_1-18GHz	Polarity: Horizontal
EUT: ACCESS POINT	Power: AC 120V/60Hz
Test Mode: Transmit at Ant 2 - Filter 1# - 2480MHz and Ant 4 - Filter 4# - 2476MHz	

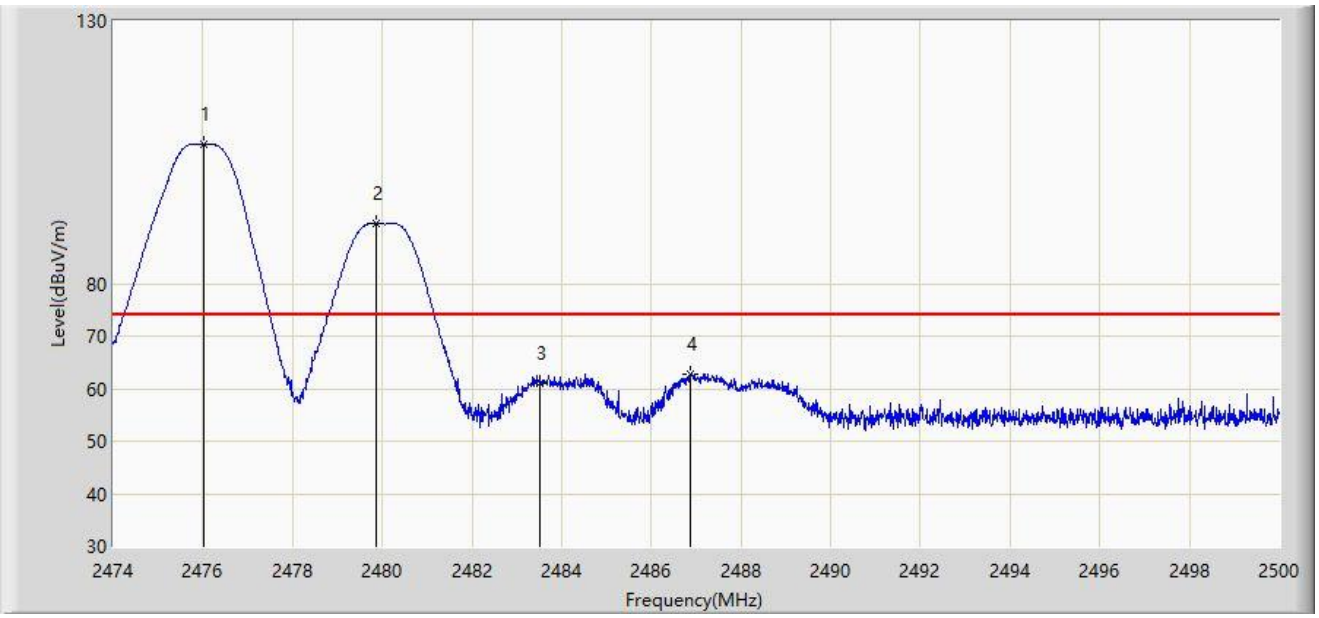

No	Mark	Frequency (MHz)	Measure Level (dBμV/m)	Reading Level (dBμV)	Margin (dB)	Limit (dBμV/m)	Factor (dB/m)	Type
1		2476.015	106.554	74.288	N/A	N/A	32.266	PK
2		2479.863	91.349	59.068	N/A	N/A	32.281	PK
3		2483.500	60.925	28.625	-13.075	74.000	32.300	PK
4	*	2486.883	62.857	30.539	-11.143	74.000	32.317	PK

Note 1: " * ", means this data is the worst emission level.

Note 2: Measure Level (dBμV/m) = Reading Level (dBμV) + Factor (dB/m).

Note 3: Factor (dB/m) = Cable Loss (dB) + Antenna Factor (dB/m).

Site: SIP-AC3	Test Date: 2024-05-18
Limit: FCC_2.4G_RE(3m)	Engineer: Barry Wu
Probe: HF907_102861_1-18GHz	Polarity: Horizontal
EUT: ACCESS POINT	Power: AC 120V/60Hz
Test Mode: Transmit at Ant 2 - Filter 1# - 2480MHz and Ant 4 - Filter 4# - 2476MHz	

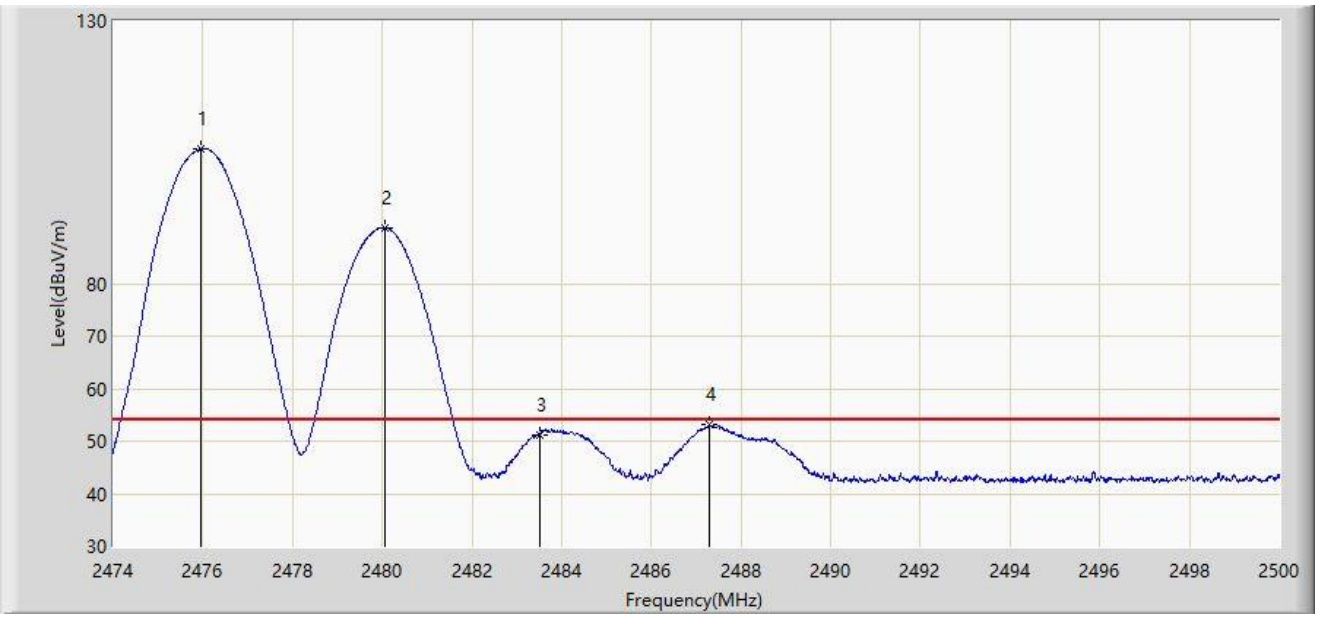

No	Mark	Frequency (MHz)	Measure Level (dBμV/m)	Reading Level (dBμV)	Margin (dB)	Limit (dBμV/m)	Factor (dB/m)	Type
1		2475.963	105.646	73.380	N/A	N/A	32.266	AV
2		2480.058	90.643	58.361	N/A	N/A	32.282	AV
3		2483.500	51.221	18.921	-2.779	54.000	32.300	AV
4	*	2487.286	53.130	20.810	-0.870	54.000	32.319	AV

Note 1: " * ", means this data is the worst emission level.

Note 2: Measure Level (dBμV/m) = Reading Level (dBμV) + Factor (dB/m).

Note 3: Factor (dB/m) = Cable Loss (dB) + Antenna Factor (dB/m).

Site: SIP-AC3	Test Date: 2024-05-18
Limit: FCC_2.4G_RE(3m)	Engineer: Barry Wu
Probe: HF907_102861_1-18GHz	Polarity: Vertical
EUT: ACCESS POINT	Power: AC 120V/60Hz
Test Mode: Transmit at Ant 2 - Filter 1# - 2480MHz and Ant 4 - Filter 4# - 2476MHz	

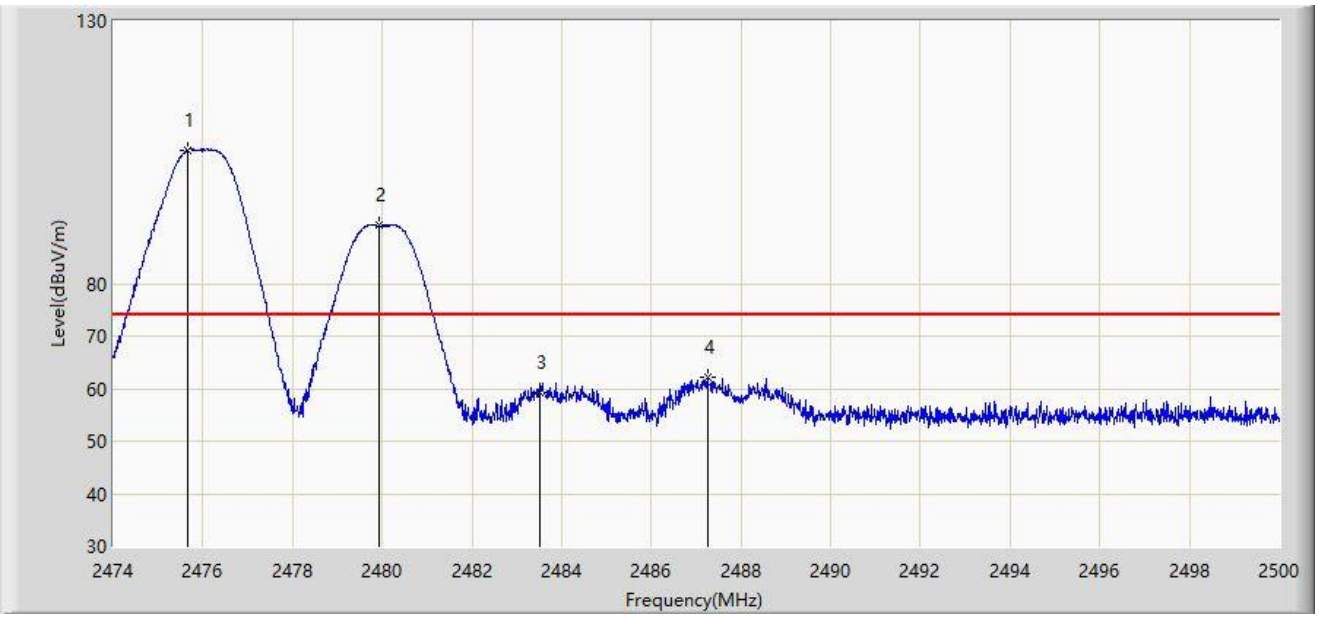

No	Mark	Frequency (MHz)	Measure Level (dBμV/m)	Reading Level (dBμV)	Margin (dB)	Limit (dBμV/m)	Factor (dB/m)	Type
1		2475.651	105.332	73.067	N/A	N/A	32.265	PK
2		2479.928	91.138	58.856	N/A	N/A	32.282	PK
3		2483.500	59.270	26.970	-14.730	74.000	32.300	PK
4	*	2487.247	62.204	29.884	-11.796	74.000	32.319	PK

Note 1: " * ", means this data is the worst emission level.

Note 2: Measure Level (dBμV/m) = Reading Level (dBμV) + Factor (dB/m).

Note 3: Factor (dB/m) = Cable Loss (dB) + Antenna Factor (dB/m).

Site: SIP-AC3	Test Date: 2024-05-18
Limit: FCC_2.4G_RE(3m)	Engineer: Barry Wu
Probe: HF907_102861_1-18GHz	Polarity: Vertical
EUT: ACCESS POINT	Power: AC 120V/60Hz
Test Mode: Transmit at Ant 2 - Filter 1# - 2480MHz and Ant 4 - Filter 4# - 2476MHz	

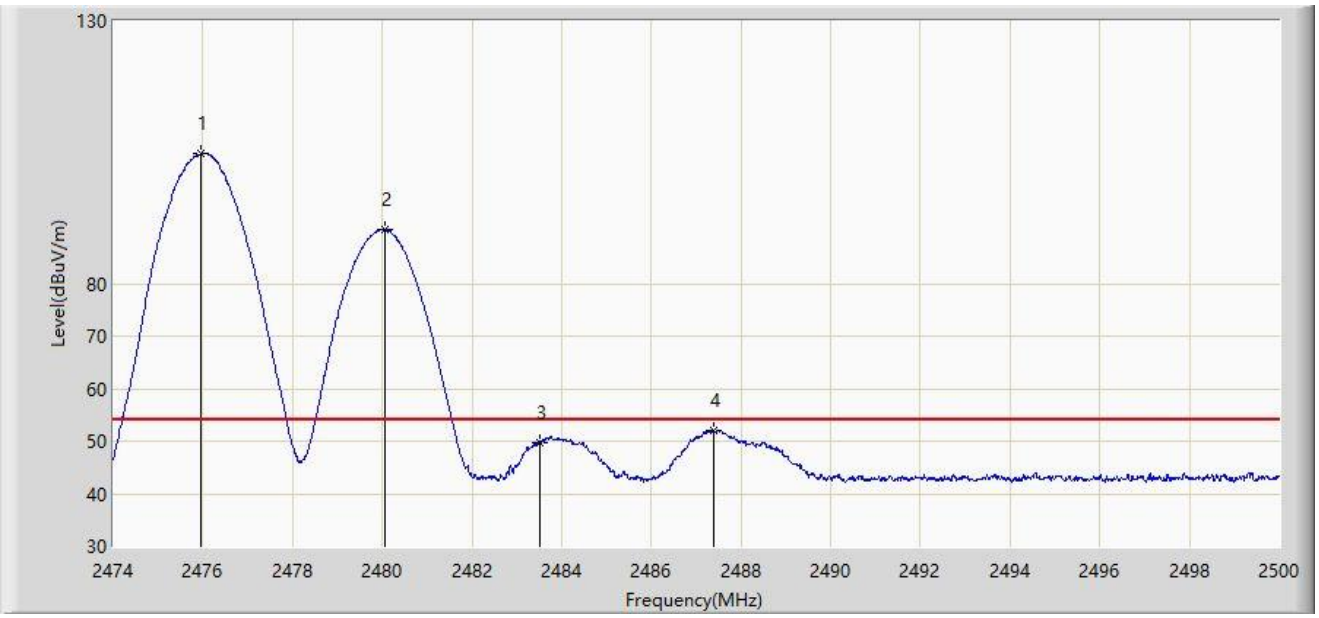

No	Mark	Frequency (MHz)	Measure Level (dBμV/m)	Reading Level (dBμV)	Margin (dB)	Limit (dBμV/m)	Factor (dB/m)	Type
1		2475.963	104.705	72.439	N/A	N/A	32.266	AV
2		2480.045	90.404	58.122	N/A	N/A	32.282	AV
3		2483.500	49.642	17.342	-4.358	54.000	32.300	AV
4	*	2487.377	51.945	19.625	-2.055	54.000	32.320	AV

Note 1: " * ", means this data is the worst emission level.

Note 2: Measure Level (dBμV/m) = Reading Level (dBμV) + Factor (dB/m).

Note 3: Factor (dB/m) = Cable Loss (dB) + Antenna Factor (dB/m).

Site: SIP-AC3	Test Date: 2024-05-18
Limit: FCC_2.4G_RE(3m)	Engineer: Barry Wu
Probe: HF907_102861_1-18GHz	Polarity: Horizontal
EUT: ACCESS POINT	Power: AC 120V/60Hz
Test Mode: Transmit at Ant 2 - Filter 1# - 2480MHz and Ant 4 - Filter 4# - 2478MHz	

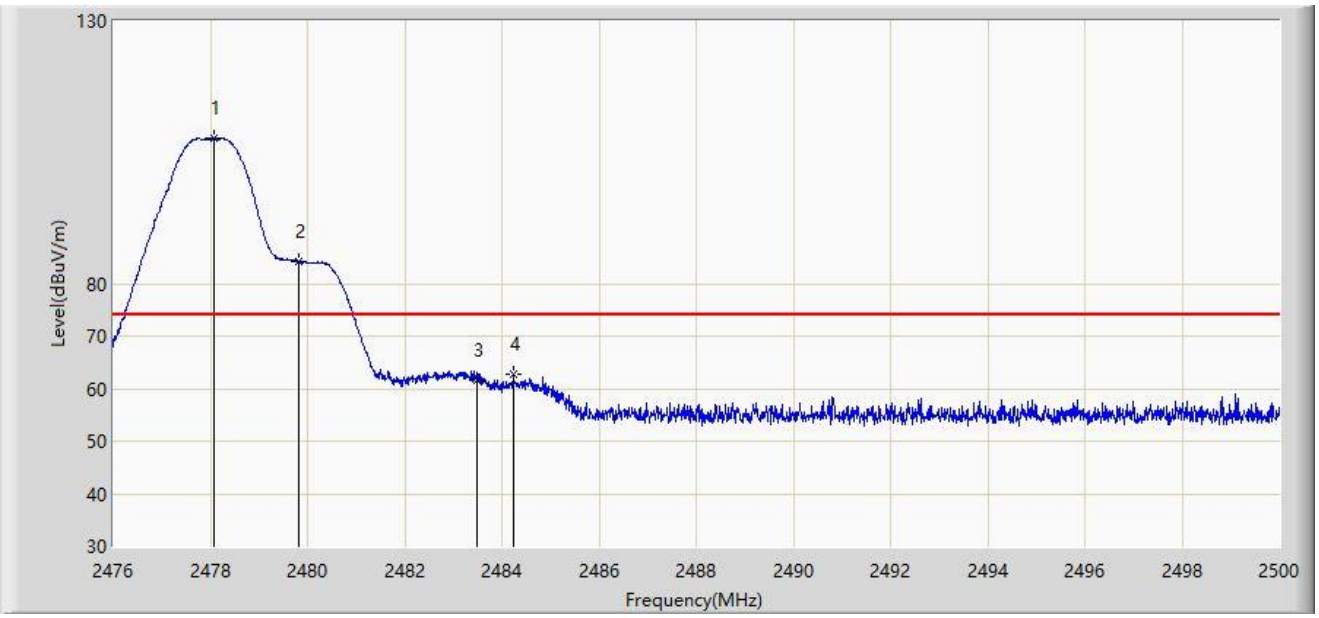

No	Mark	Frequency (MHz)	Measure Level (dBμV/m)	Reading Level (dBμV)	Margin (dB)	Limit (dBμV/m)	Factor (dB/m)	Type
1		2478.076	107.766	75.492	N/A	N/A	32.274	PK
2		2479.828	84.265	51.984	N/A	N/A	32.281	PK
3		2483.500	61.623	29.323	-12.377	74.000	32.300	PK
4	*	2484.232	62.887	30.583	-11.113	74.000	32.304	PK

Note 1: " * ", means this data is the worst emission level.

Note 2: Measure Level (dBμV/m) = Reading Level (dBμV) + Factor (dB/m).

Note 3: Factor (dB/m) = Cable Loss (dB) + Antenna Factor (dB/m).

Site: SIP-AC3	Test Date: 2024-05-18
Limit: FCC_2.4G_RE(3m)	Engineer: Barry Wu
Probe: HF907_102861_1-18GHz	Polarity: Horizontal
EUT: ACCESS POINT	Power: AC 120V/60Hz
Test Mode: Transmit at Ant 2 - Filter 1# - 2480MHz and Ant 4 - Filter 4# - 2478MHz	

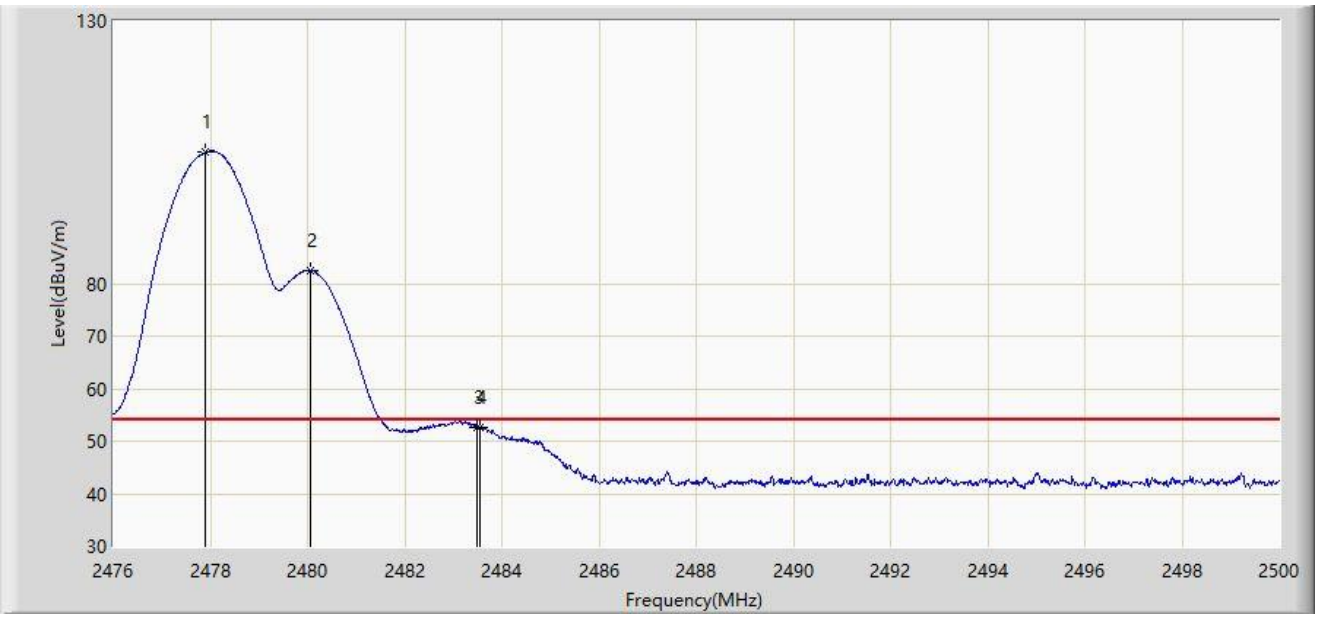

No	Mark	Frequency (MHz)	Measure Level (dBμV/m)	Reading Level (dBμV)	Margin (dB)	Limit (dBμV/m)	Factor (dB/m)	Type
1		2477.908	105.020	72.747	N/A	N/A	32.273	AV
2		2480.056	82.478	50.196	N/A	N/A	32.282	AV
3		2483.500	52.595	20.295	-1.405	54.000	32.300	AV
4	*	2483.560	52.699	20.398	-1.301	54.000	32.301	AV

Note 1: " * ", means this data is the worst emission level.

Note 2: Measure Level (dBμV/m) = Reading Level (dBμV) + Factor (dB/m).

Note 3: Factor (dB/m) = Cable Loss (dB) + Antenna Factor (dB/m).

Site: SIP-AC3	Test Date: 2024-05-18
Limit: FCC_2.4G_RE(3m)	Engineer: Barry Wu
Probe: HF907_102861_1-18GHz	Polarity: Vertical
EUT: ACCESS POINT	Power: AC 120V/60Hz
Test Mode: Transmit at Ant 2 - Filter 1# - 2480MHz and Ant 4 - Filter 4# - 2478MHz	

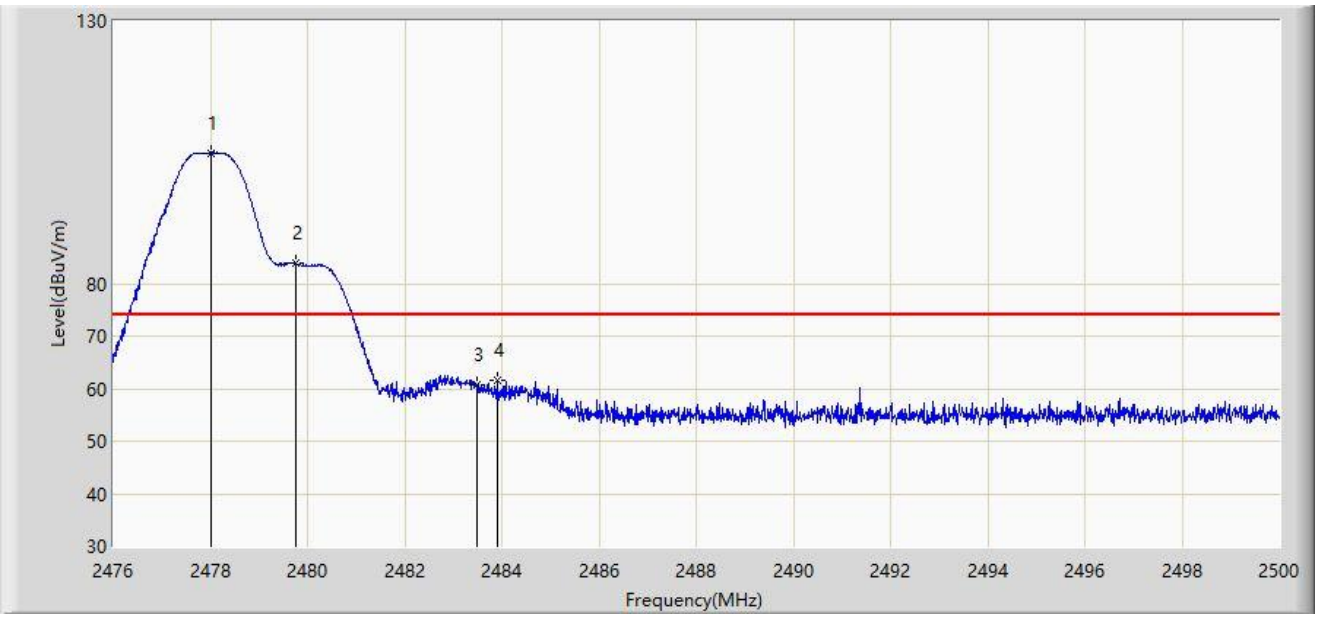

No	Mark	Frequency (MHz)	Measure Level (dBμV/m)	Reading Level (dBμV)	Margin (dB)	Limit (dBμV/m)	Factor (dB/m)	Type
1		2478.004	104.740	72.467	N/A	N/A	32.273	PK
2		2479.768	83.887	51.606	N/A	N/A	32.281	PK
3		2483.500	60.586	28.286	-13.414	74.000	32.300	PK
4	*	2483.896	61.595	29.293	-12.405	74.000	32.302	PK

Note 1: " * ", means this data is the worst emission level.

Note 2: Measure Level (dBμV/m) = Reading Level (dBμV) + Factor (dB/m).

Note 3: Factor (dB/m) = Cable Loss (dB) + Antenna Factor (dB/m).

Site: SIP-AC3	Test Date: 2024-05-18
Limit: FCC_2.4G_RE(3m)	Engineer: Barry Wu
Probe: HF907_102861_1-18GHz	Polarity: Vertical
EUT: ACCESS POINT	Power: AC 120V/60Hz
Test Mode: Transmit at Ant 2 - Filter 1# - 2480MHz and Ant 4 - Filter 4# - 2478MHz	

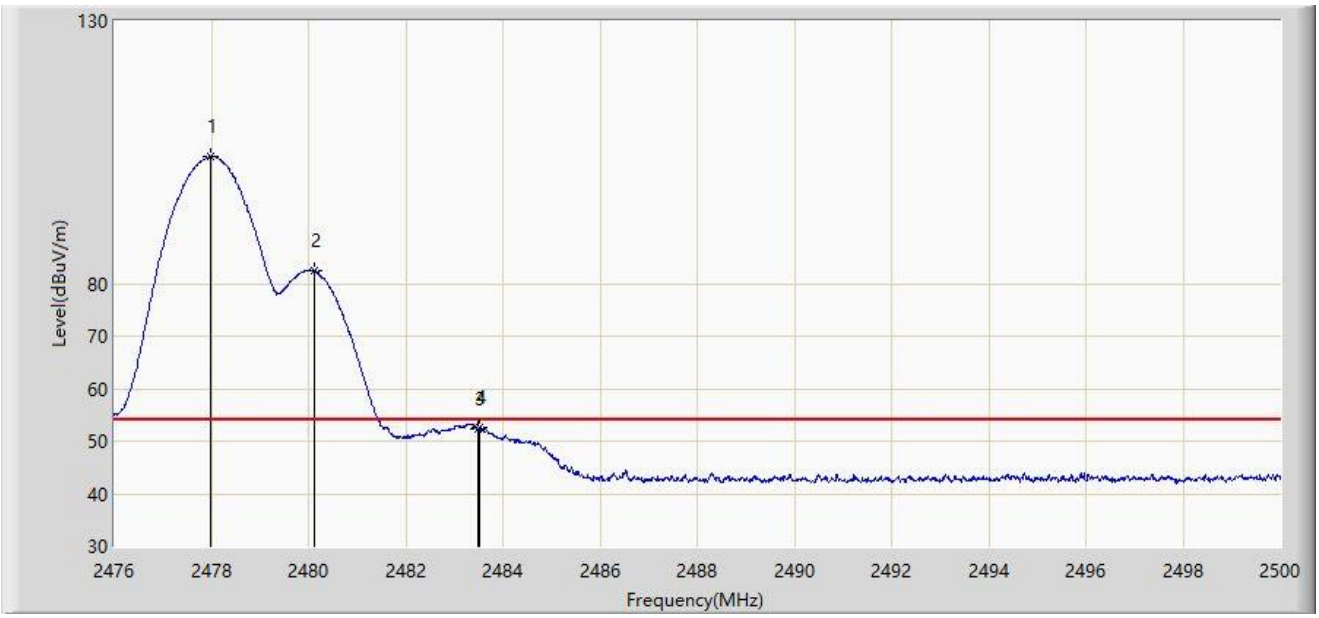

No	Mark	Frequency (MHz)	Measure Level (dBμV/m)	Reading Level (dBμV)	Margin (dB)	Limit (dBμV/m)	Factor (dB/m)	Type
1		2477.980	104.094	71.821	N/A	N/A	32.273	AV
2		2480.128	82.412	50.129	N/A	N/A	32.283	AV
3		2483.500	52.410	20.110	-1.590	54.000	32.300	AV
4	*	2483.524	52.558	20.258	-1.442	54.000	32.301	AV

Note 1: " * ", means this data is the worst emission level.

Note 2: Measure Level (dBμV/m) = Reading Level (dBμV) + Factor (dB/m).

Note 3: Factor (dB/m) = Cable Loss (dB) + Antenna Factor (dB/m).

Site: SIP-AC3	Test Date: 2024-06-08
Limit: FCC_2.4G_RE(3m)	Engineer: Justin Guo
Probe: HF907_102861_1-18GHz	Polarity: Horizontal
EUT: ACCESS POINT	Power: AC 120V/60Hz
Test Mode: Transmit at Ant 2 - Filter 3# - 2480MHz and Ant 4 - Filter 4# - 2470MHz	

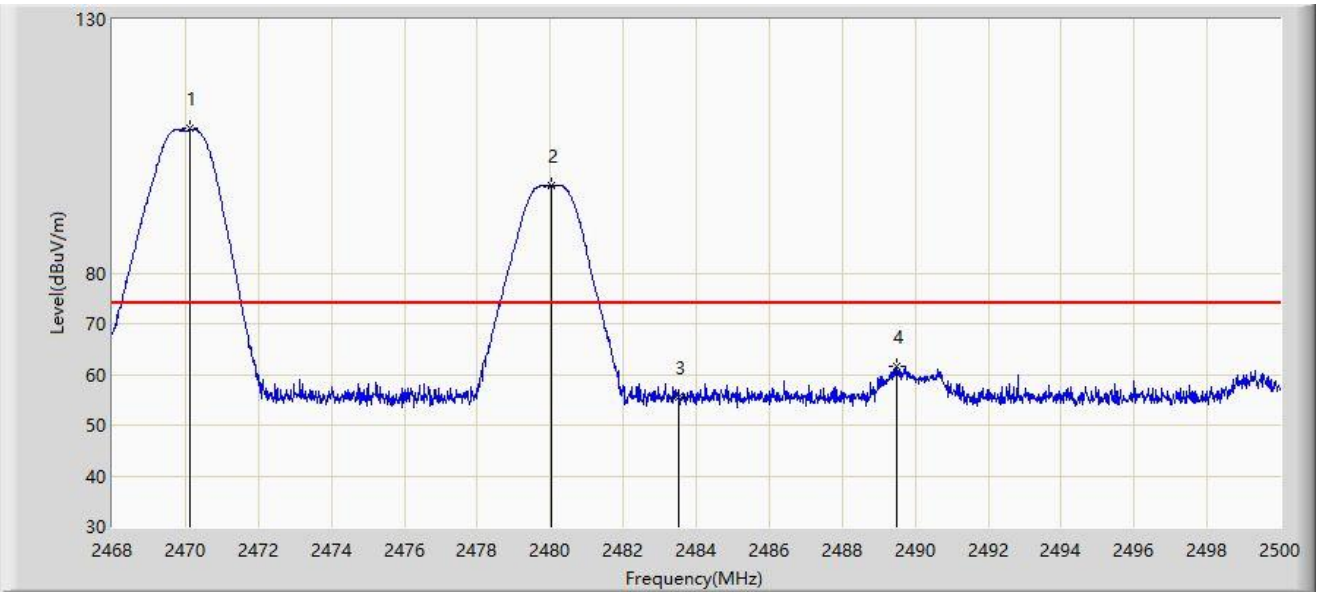

No	Mark	Frequency (MHz)	Measure Level (dBμV/m)	Reading Level (dBμV)	Margin (dB)	Limit (dBμV/m)	Factor (dB/m)	Type
1		2470.112	108.440	76.195	N/A	N/A	32.245	PK
2		2480.048	97.241	64.959	N/A	N/A	32.282	PK
3		2483.500	55.366	23.066	-18.634	74.000	32.300	PK
4	*	2489.488	61.547	29.216	-12.453	74.000	32.331	PK

Note 1: " * ", means this data is the worst emission level.

Note 2: Measure Level (dBμV/m) = Reading Level (dBμV) + Factor (dB/m).

Note 3: Factor (dB/m) = Cable Loss (dB) + Antenna Factor (dB/m).

Site: SIP-AC3	Test Date: 2024-06-08
Limit: FCC_2.4G_RE(3m)	Engineer: Justin Guo
Probe: HF907_102861_1-18GHz	Polarity: Horizontal
EUT: ACCESS POINT	Power: AC 120V/60Hz
Test Mode: Transmit at Ant 2 - Filter 3# - 2480MHz and Ant 4 - Filter 4# - 2470MHz	

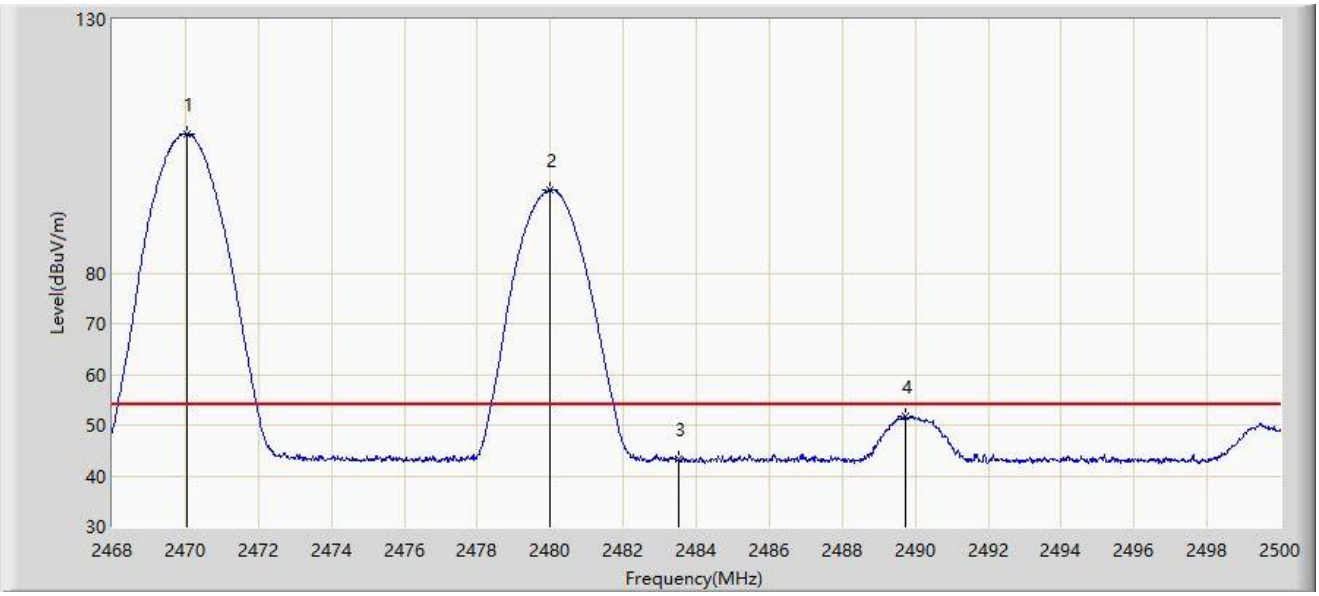

No	Mark	Frequency (MHz)	Measure Level (dBμV/m)	Reading Level (dBμV)	Margin (dB)	Limit (dBμV/m)	Factor (dB/m)	Type
1		2470.064	107.491	75.246	N/A	N/A	32.245	AV
2		2479.984	96.402	64.120	N/A	N/A	32.282	AV
3		2483.500	43.193	10.893	-10.807	54.000	32.300	AV
4	*	2489.728	51.646	19.313	-2.354	54.000	32.333	AV

Note 1: " * ", means this data is the worst emission level.

Note 2: Measure Level (dBμV/m) = Reading Level (dBμV) + Factor (dB/m).

Note 3: Factor (dB/m) = Cable Loss (dB) + Antenna Factor (dB/m).

Site: SIP-AC3	Test Date: 2024-06-08
Limit: FCC_2.4G_RE(3m)	Engineer: Justin Guo
Probe: HF907_102861_1-18GHz	Polarity: Vertical
EUT: ACCESS POINT	Power: AC 120V/60Hz
Test Mode: Transmit at Ant 2 - Filter 3# - 2480MHz and Ant 4 - Filter 4# - 2470MHz	

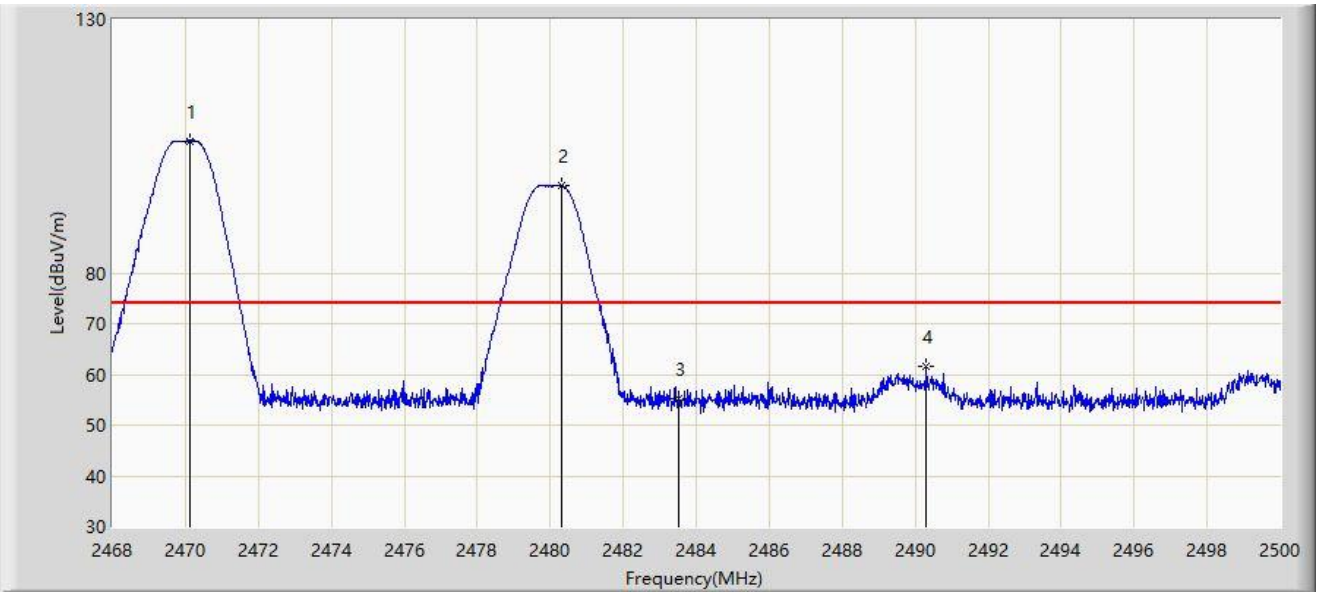

No	Mark	Frequency (MHz)	Measure Level (dBμV/m)	Reading Level (dBμV)	Margin (dB)	Limit (dBμV/m)	Factor (dB/m)	Type
1		2470.128	106.006	73.761	N/A	N/A	32.245	PK
2		2480.320	97.280	64.996	N/A	N/A	32.284	PK
3		2483.500	55.333	23.033	-18.667	74.000	32.300	PK
4	*	2490.304	61.490	29.154	-12.510	74.000	32.336	PK

Note 1: " * ", means this data is the worst emission level.

Note 2: Measure Level (dBμV/m) = Reading Level (dBμV) + Factor (dB/m).

Note 3: Factor (dB/m) = Cable Loss (dB) + Antenna Factor (dB/m).

Site: SIP-AC3	Test Date: 2024-06-08
Limit: FCC_2.4G_RE(3m)	Engineer: Justin Guo
Probe: HF907_102861_1-18GHz	Polarity: Vertical
EUT: ACCESS POINT	Power: AC 120V/60Hz
Test Mode: Transmit at Ant 2 - Filter 3# - 2480MHz and Ant 4 - Filter 4# - 2470MHz	

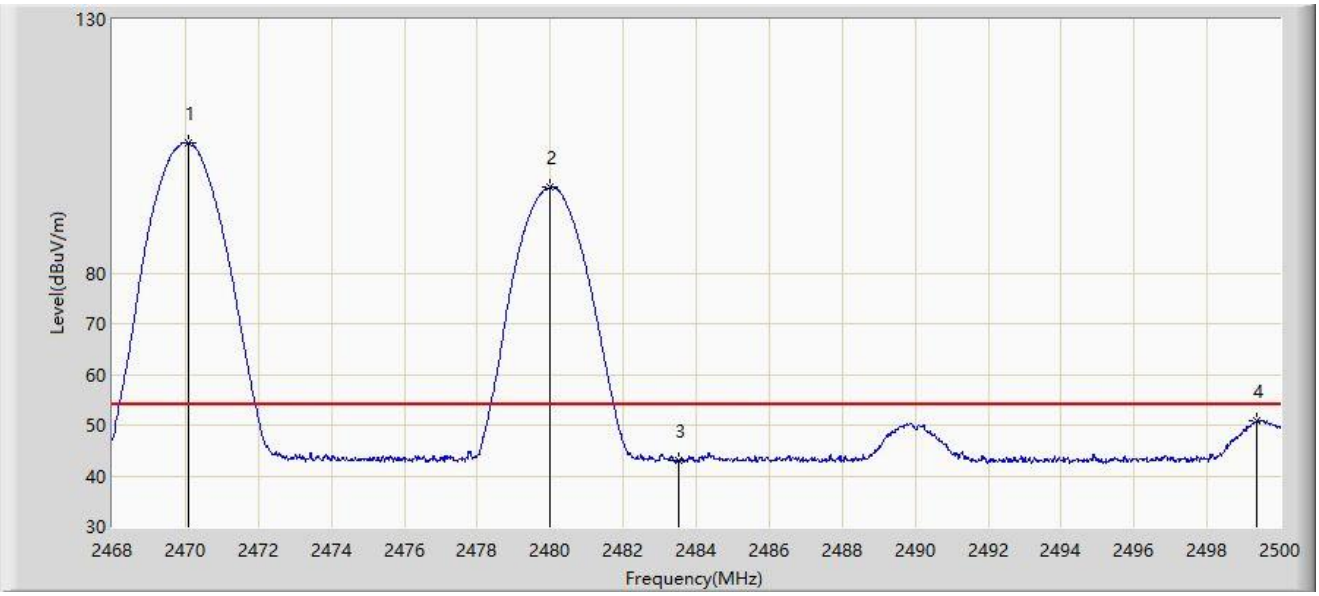

No	Mark	Frequency (MHz)	Measure Level (dBμV/m)	Reading Level (dBμV)	Margin (dB)	Limit (dBμV/m)	Factor (dB/m)	Type
1		2470.080	105.678	73.433	N/A	N/A	32.245	AV
2		2479.984	96.821	64.539	N/A	N/A	32.282	AV
3		2483.500	43.018	10.718	-10.982	54.000	32.300	AV
4	*	2499.360	50.777	18.387	-3.223	54.000	32.389	AV

Note 1: " * ", means this data is the worst emission level.

Note 2: Measure Level (dBμV/m) = Reading Level (dBμV) + Factor (dB/m).

Note 3: Factor (dB/m) = Cable Loss (dB) + Antenna Factor (dB/m).

Site: SIP-AC3	Test Date: 2024-06-09
Limit: FCC_2.4G_RE(3m)	Engineer: Justin Guo
Probe: HF907_102861_1-18GHz	Polarity: Horizontal
EUT: ACCESS POINT	Power: AC 120V/60Hz
Test Mode: Transmit at Ant 2 - Filter 3# - 2480MHz and Ant 4 - Filter 4# - 2472MHz	

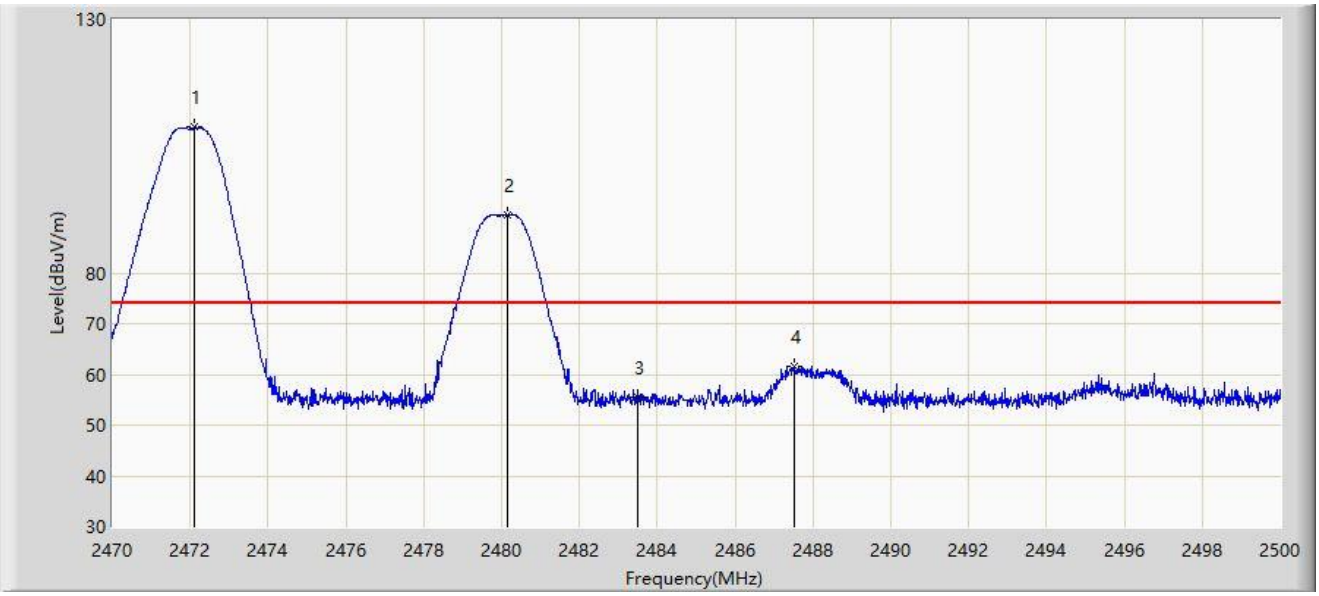

No	Mark	Frequency (MHz)	Measure Level (dBμV/m)	Reading Level (dBμV)	Margin (dB)	Limit (dBμV/m)	Factor (dB/m)	Type
1		2472.100	108.736	76.484	N/A	N/A	32.252	PK
2		2480.155	91.401	59.118	N/A	N/A	32.283	PK
3		2483.500	55.405	23.105	-18.595	74.000	32.300	PK
4	*	2487.505	61.731	29.410	-12.269	74.000	32.322	PK

Note 1: " * ", means this data is the worst emission level.

Note 2: Measure Level (dBμV/m) = Reading Level (dBμV) + Factor (dB/m).

Note 3: Factor (dB/m) = Cable Loss (dB) + Antenna Factor (dB/m).

Site: SIP-AC3	Test Date: 2024-06-09
Limit: FCC_2.4G_RE(3m)	Engineer: Justin Guo
Probe: HF907_102861_1-18GHz	Polarity: Horizontal
EUT: ACCESS POINT	Power: AC 120V/60Hz
Test Mode: Transmit at Ant 2 - Filter 3# - 2480MHz and Ant 4 - Filter 4# - 2472MHz	

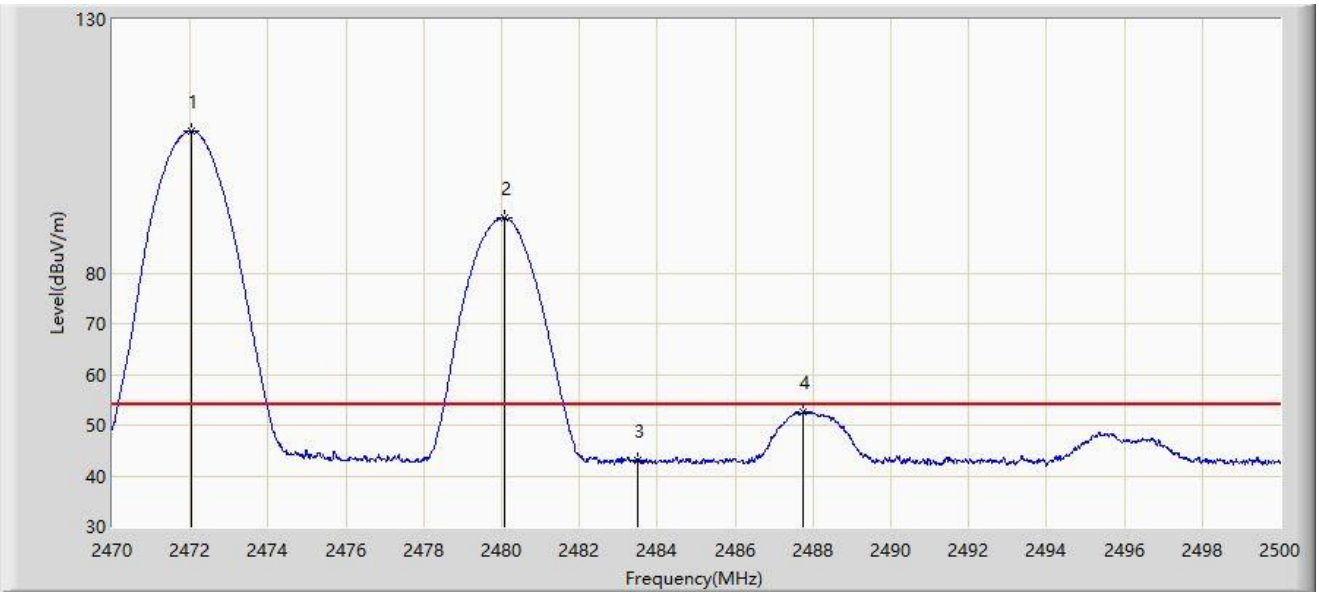

No	Mark	Frequency (MHz)	Measure Level (dBμV/m)	Reading Level (dBμV)	Margin (dB)	Limit (dBμV/m)	Factor (dB/m)	Type
1		2472.040	108.061	75.809	N/A	N/A	32.252	AV
2		2480.065	90.859	58.576	N/A	N/A	32.282	AV
3		2483.500	42.911	10.611	-11.089	54.000	32.300	AV
4	*	2487.760	52.753	20.431	-1.247	54.000	32.323	AV

Note 1: " * ", means this data is the worst emission level.

Note 2: Measure Level (dBμV/m) = Reading Level (dBμV) + Factor (dB/m).

Note 3: Factor (dB/m) = Cable Loss (dB) + Antenna Factor (dB/m).

Site: SIP-AC3	Test Date: 2024-06-09
Limit: FCC_2.4G_RE(3m)	Engineer: Justin Guo
Probe: HF907_102861_1-18GHz	Polarity: Vertical
EUT: ACCESS POINT	Power: AC 120V/60Hz
Test Mode: Transmit at Ant 2 - Filter 3# - 2480MHz and Ant 4 - Filter 4# - 2472MHz	

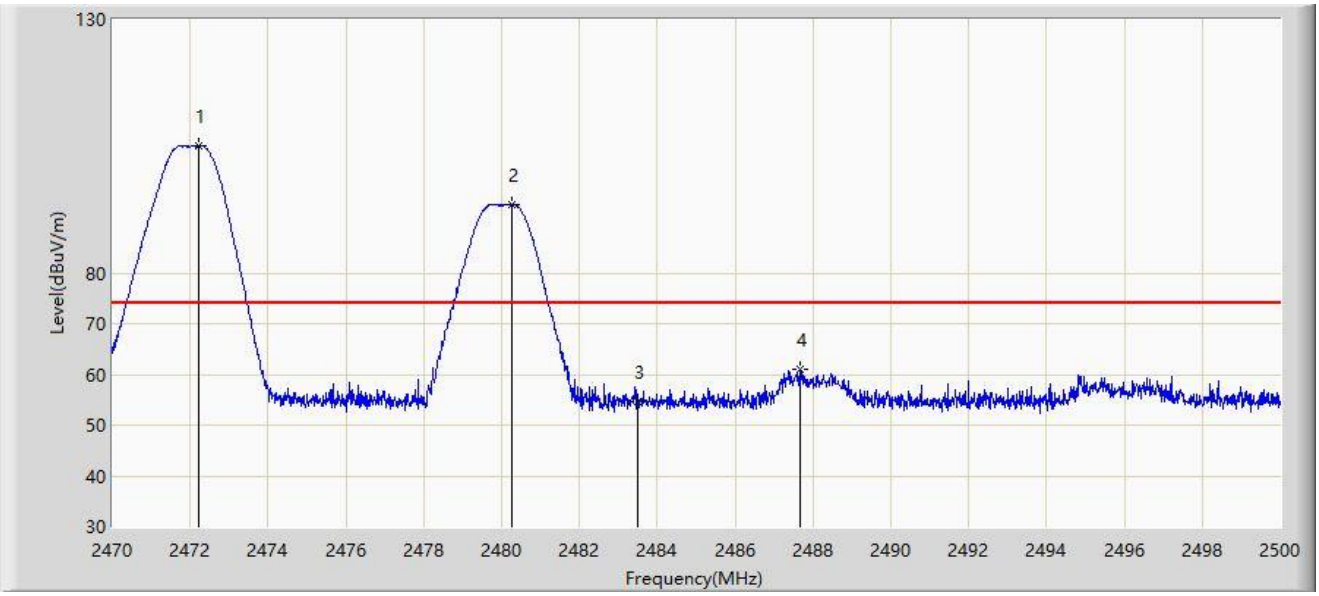

No	Mark	Frequency (MHz)	Measure Level (dBμV/m)	Reading Level (dBμV)	Margin (dB)	Limit (dBμV/m)	Factor (dB/m)	Type
1		2472.205	105.112	72.859	N/A	N/A	32.252	PK
2		2480.245	93.603	61.320	N/A	N/A	32.283	PK
3		2483.500	54.602	22.302	-19.398	74.000	32.300	PK
4	*	2487.670	60.906	28.584	-13.094	74.000	32.322	PK

Note 1: " * ", means this data is the worst emission level.

Note 2: Measure Level (dBμV/m) = Reading Level (dBμV) + Factor (dB/m).

Note 3: Factor (dB/m) = Cable Loss (dB) + Antenna Factor (dB/m).

Site: SIP-AC3	Test Date: 2024-06-09
Limit: FCC_2.4G_RE(3m)	Engineer: Justin Guo
Probe: HF907_102861_1-18GHz	Polarity: Vertical
EUT: ACCESS POINT	Power: AC 120V/60Hz
Test Mode: Transmit at Ant 2 - Filter 3# - 2480MHz and Ant 4 - Filter 4# - 2472MHz	

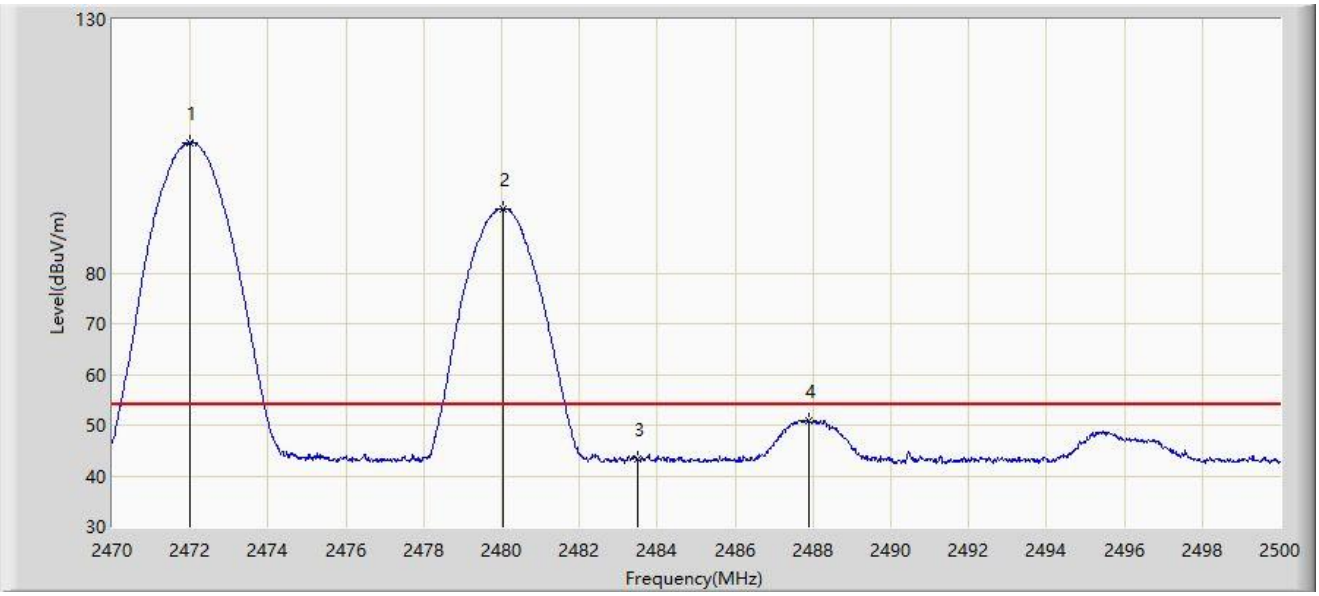

No	Mark	Frequency (MHz)	Measure Level (dBμV/m)	Reading Level (dBμV)	Margin (dB)	Limit (dBμV/m)	Factor (dB/m)	Type
1		2471.995	105.756	73.504	N/A	N/A	32.252	AV
2		2480.020	92.602	60.320	N/A	N/A	32.282	AV
3		2483.500	43.211	10.911	-10.789	54.000	32.300	AV
4	*	2487.880	50.978	18.655	-3.022	54.000	32.323	AV

Note 1: " * ", means this data is the worst emission level.

Note 2: Measure Level (dBμV/m) = Reading Level (dBμV) + Factor (dB/m).

Note 3: Factor (dB/m) = Cable Loss (dB) + Antenna Factor (dB/m).

Site: SIP-AC3	Test Date: 2024-06-09
Limit: FCC_2.4G_RE(3m)	Engineer: Justin Guo
Probe: HF907_102861_1-18GHz	Polarity: Horizontal
EUT: ACCESS POINT	Power: AC 120V/60Hz
Test Mode: Transmit at Ant 2 - Filter 3# - 2480MHz and Ant 4 - Filter 4# - 2474MHz	

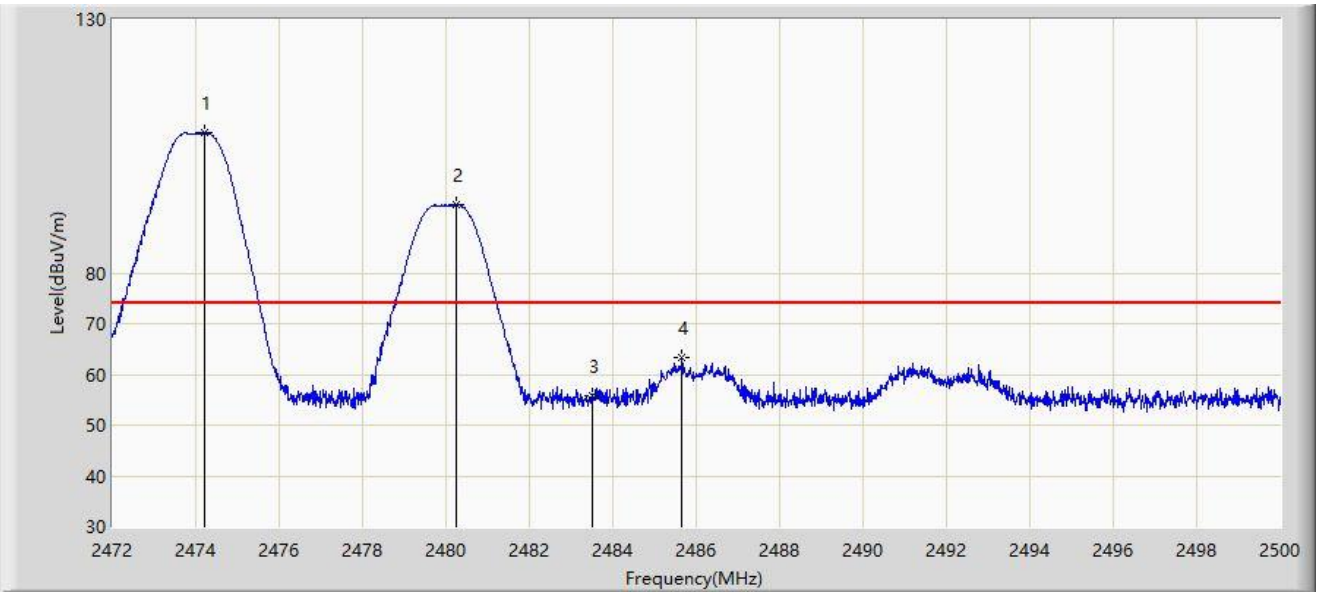

No	Mark	Frequency (MHz)	Measure Level (dBμV/m)	Reading Level (dBμV)	Margin (dB)	Limit (dBμV/m)	Factor (dB/m)	Type
1		2474.212	107.540	75.280	N/A	N/A	32.260	PK
2		2480.260	93.474	61.190	N/A	N/A	32.283	PK
3		2483.500	55.852	23.552	-18.148	74.000	32.300	PK
4	*	2485.664	63.220	30.909	-10.780	74.000	32.311	PK

Note 1: " * ", means this data is the worst emission level.

Note 2: Measure Level (dBμV/m) = Reading Level (dBμV) + Factor (dB/m).

Note 3: Factor (dB/m) = Cable Loss (dB) + Antenna Factor (dB/m).

Site: SIP-AC3	Test Date: 2024-06-09
Limit: FCC_2.4G_RE(3m)	Engineer: Justin Guo
Probe: HF907_102861_1-18GHz	Polarity: Horizontal
EUT: ACCESS POINT	Power: AC 120V/60Hz
Test Mode: Transmit at Ant 2 - Filter 3# - 2480MHz and Ant 4 - Filter 4# - 2474MHz	

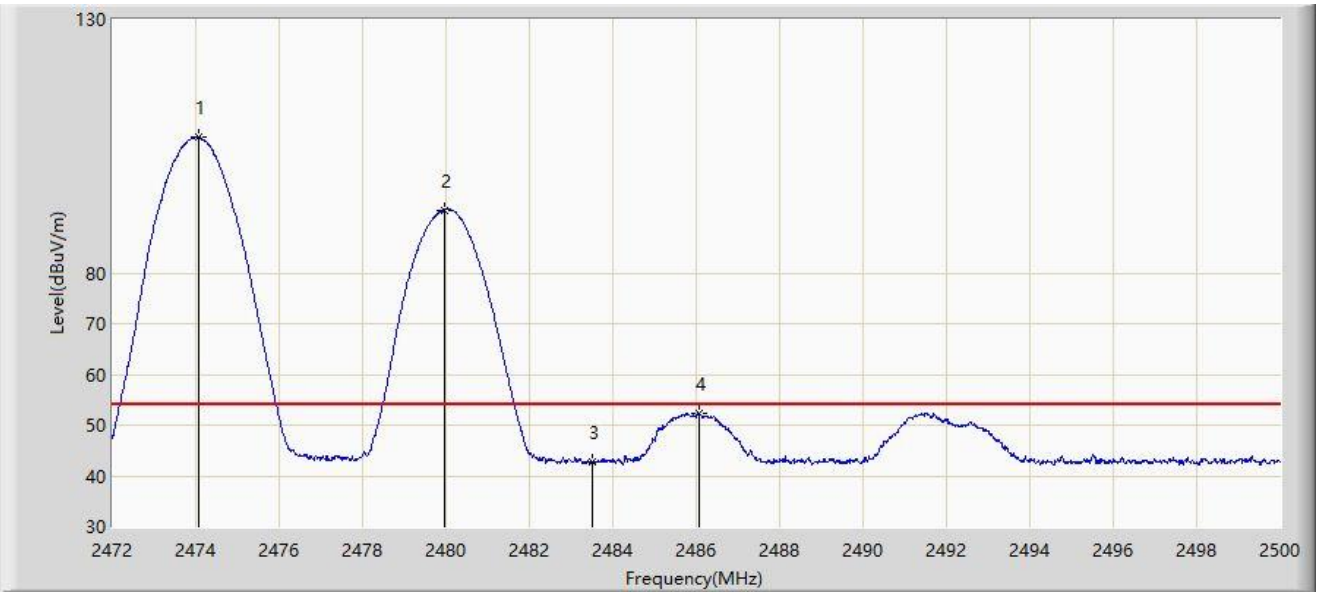

No	Mark	Frequency (MHz)	Measure Level (dBμV/m)	Reading Level (dBμV)	Margin (dB)	Limit (dBμV/m)	Factor (dB/m)	Type
1		2474.072	106.727	74.468	N/A	N/A	32.260	AV
2		2479.952	92.406	60.124	N/A	N/A	32.282	AV
3		2483.500	42.777	10.477	-11.223	54.000	32.300	AV
4	*	2486.056	52.354	20.040	-1.646	54.000	32.313	AV

Note 1: " * ", means this data is the worst emission level.

Note 2: Measure Level (dBμV/m) = Reading Level (dBμV) + Factor (dB/m).

Note 3: Factor (dB/m) = Cable Loss (dB) + Antenna Factor (dB/m).

Site: SIP-AC3	Test Date: 2024-06-09
Limit: FCC_2.4G_RE(3m)	Engineer: Justin Guo
Probe: HF907_102861_1-18GHz	Polarity: Vertical
EUT: ACCESS POINT	Power: AC 120V/60Hz
Test Mode: Transmit at Ant 2 - Filter 3# - 2480MHz and Ant 4 - Filter 4# - 2474MHz	

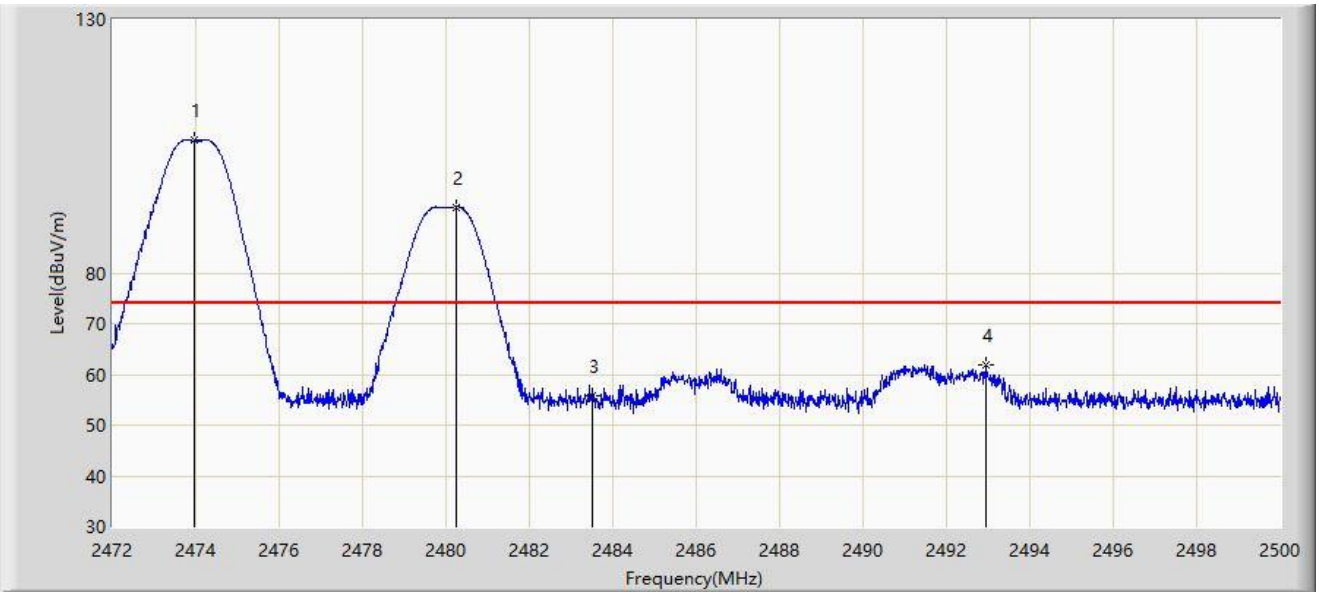

No	Mark	Frequency (MHz)	Measure Level (dBμV/m)	Reading Level (dBμV)	Margin (dB)	Limit (dBμV/m)	Factor (dB/m)	Type
1		2473.974	106.243	73.984	N/A	N/A	32.259	PK
2		2480.260	92.983	60.699	N/A	N/A	32.283	PK
3		2483.500	55.849	23.549	-18.151	74.000	32.300	PK
4	*	2492.930	61.892	29.543	-12.108	74.000	32.349	PK

Note 1: " * ", means this data is the worst emission level.

Note 2: Measure Level (dBμV/m) = Reading Level (dBμV) + Factor (dB/m).

Note 3: Factor (dB/m) = Cable Loss (dB) + Antenna Factor (dB/m).

Site: SIP-AC3	Test Date: 2024-06-09
Limit: FCC_2.4G_RE(3m)	Engineer: Justin Guo
Probe: HF907_102861_1-18GHz	Polarity: Vertical
EUT: ACCESS POINT	Power: AC 120V/60Hz
Test Mode: Transmit at Ant 2 - Filter 3# - 2480MHz and Ant 4 - Filter 4# - 2474MHz	

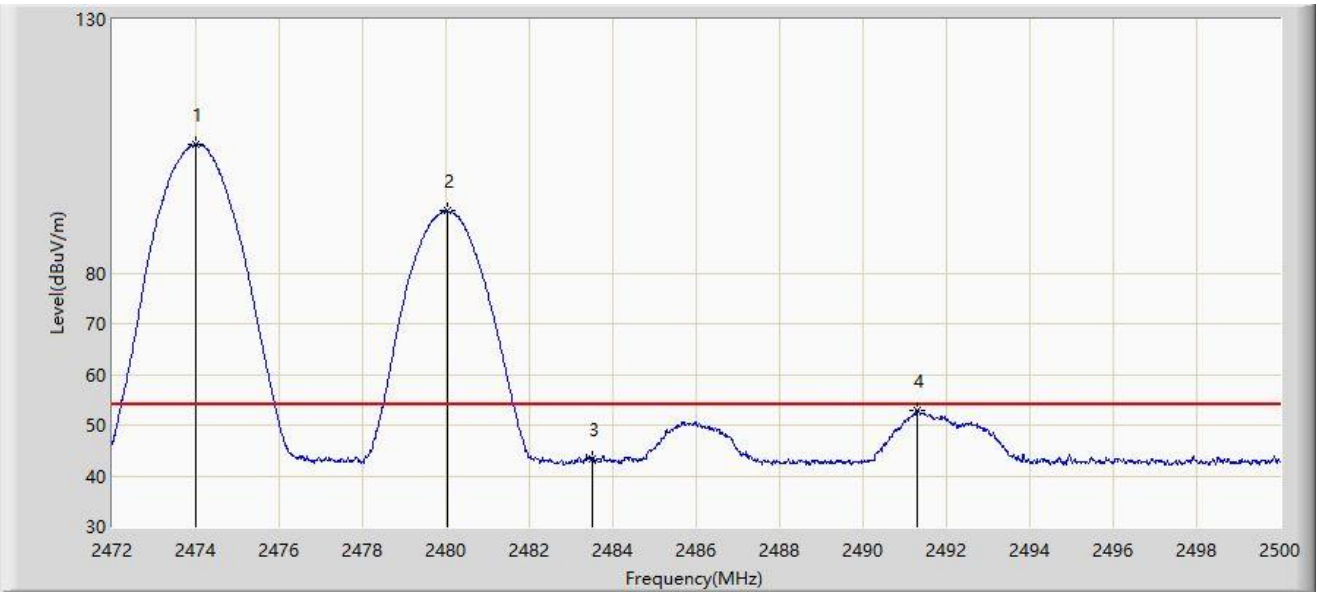

No	Mark	Frequency (MHz)	Measure Level (dBμV/m)	Reading Level (dBμV)	Margin (dB)	Limit (dBμV/m)	Factor (dB/m)	Type
1		2473.988	105.336	73.077	N/A	N/A	32.259	AV
2		2480.036	92.229	59.947	N/A	N/A	32.282	AV
3		2483.500	43.291	10.991	-10.709	54.000	32.300	AV
4	*	2491.292	52.848	20.507	-1.152	54.000	32.340	AV

Note 1: " * ", means this data is the worst emission level.

Note 2: Measure Level (dBμV/m) = Reading Level (dBμV) + Factor (dB/m).

Note 3: Factor (dB/m) = Cable Loss (dB) + Antenna Factor (dB/m).

Site: SIP-AC3	Test Date: 2024-06-09
Limit: FCC_2.4G_RE(3m)	Engineer: Justin Guo
Probe: HF907_102861_1-18GHz	Polarity: Horizontal
EUT: ACCESS POINT	Power: AC 120V/60Hz
Test Mode: Transmit at Ant 2 - Filter 3# - 2480MHz and Ant 4 - Filter 4# - 2476MHz	

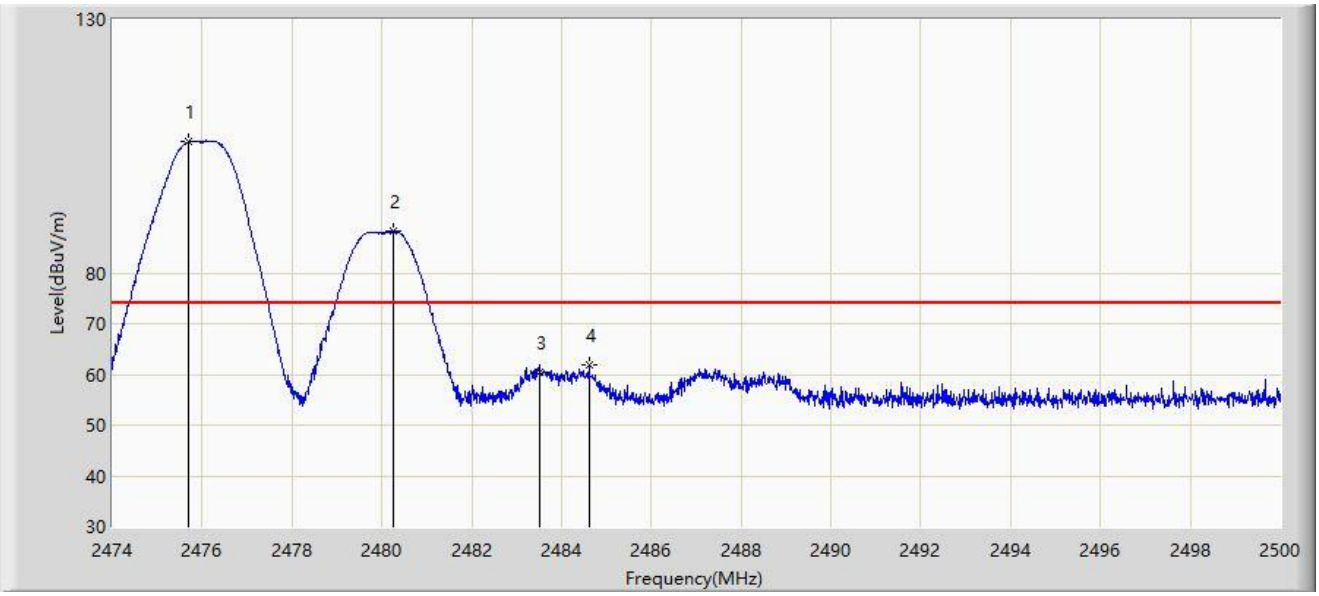

No	Mark	Frequency (MHz)	Measure Level (dBμV/m)	Reading Level (dBμV)	Margin (dB)	Limit (dBμV/m)	Factor (dB/m)	Type
1		2475.703	105.962	73.697	N/A	N/A	32.265	PK
2		2480.266	88.241	55.957	N/A	N/A	32.283	PK
3		2483.500	60.534	28.234	-13.466	74.000	32.300	PK
4	*	2484.608	61.899	29.593	-12.101	74.000	32.306	PK

Note 1: " * ", means this data is the worst emission level.

Note 2: Measure Level (dBμV/m) = Reading Level (dBμV) + Factor (dB/m).

Note 3: Factor (dB/m) = Cable Loss (dB) + Antenna Factor (dB/m).

Site: SIP-AC3	Test Date: 2024-06-09
Limit: FCC_2.4G_RE(3m)	Engineer: Justin Guo
Probe: HF907_102861_1-18GHz	Polarity: Horizontal
EUT: ACCESS POINT	Power: AC 120V/60Hz
Test Mode: Transmit at Ant 2 - Filter 3# - 2480MHz and Ant 4 - Filter 4# - 2476MHz	

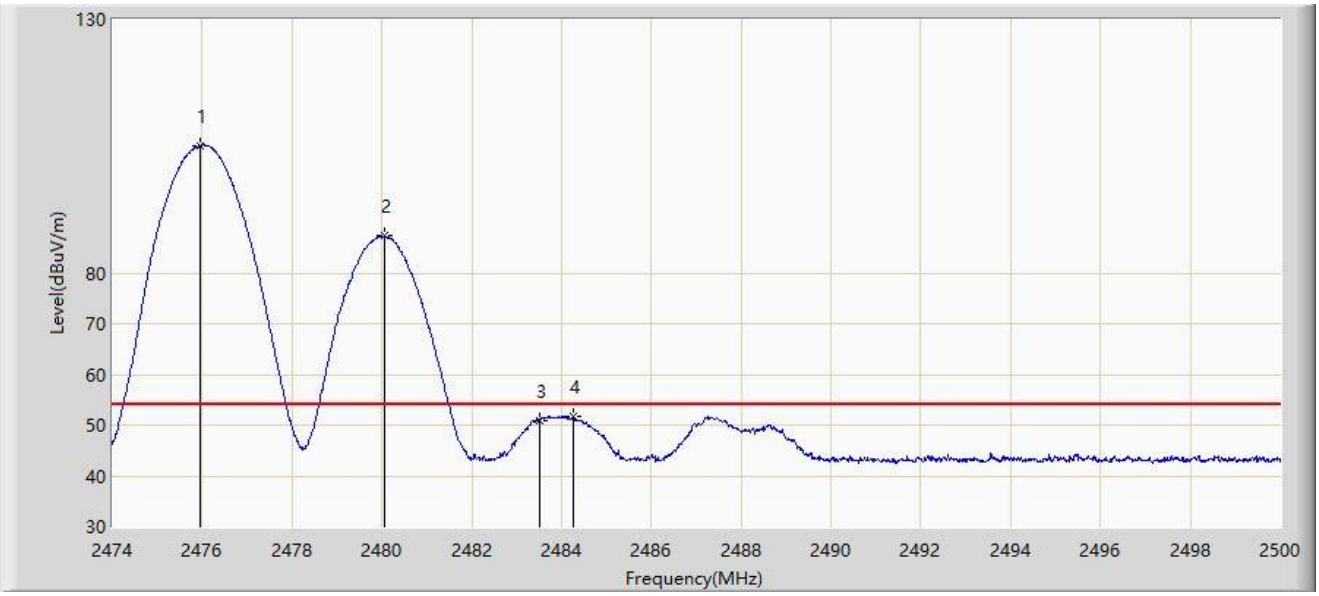

No	Mark	Frequency (MHz)	Measure Level (dBμV/m)	Reading Level (dBμV)	Margin (dB)	Limit (dBμV/m)	Factor (dB/m)	Type
1		2475.963	105.147	72.881	N/A	N/A	32.266	AV
2		2480.058	87.269	54.987	N/A	N/A	32.282	AV
3		2483.500	50.977	18.677	-3.023	54.000	32.300	AV
4	*	2484.257	51.804	19.500	-2.196	54.000	32.304	AV

Note 1: " * ", means this data is the worst emission level.

Note 2: Measure Level (dBμV/m) = Reading Level (dBμV) + Factor (dB/m).

Note 3: Factor (dB/m) = Cable Loss (dB) + Antenna Factor (dB/m).

Site: SIP-AC3	Test Date: 2024-06-09
Limit: FCC_2.4G_RE(3m)	Engineer: Justin Guo
Probe: HF907_102861_1-18GHz	Polarity: Vertical
EUT: ACCESS POINT	Power: AC 120V/60Hz
Test Mode: Transmit at Ant 2 - Filter 3# - 2480MHz and Ant 4 - Filter 4# - 2476MHz	

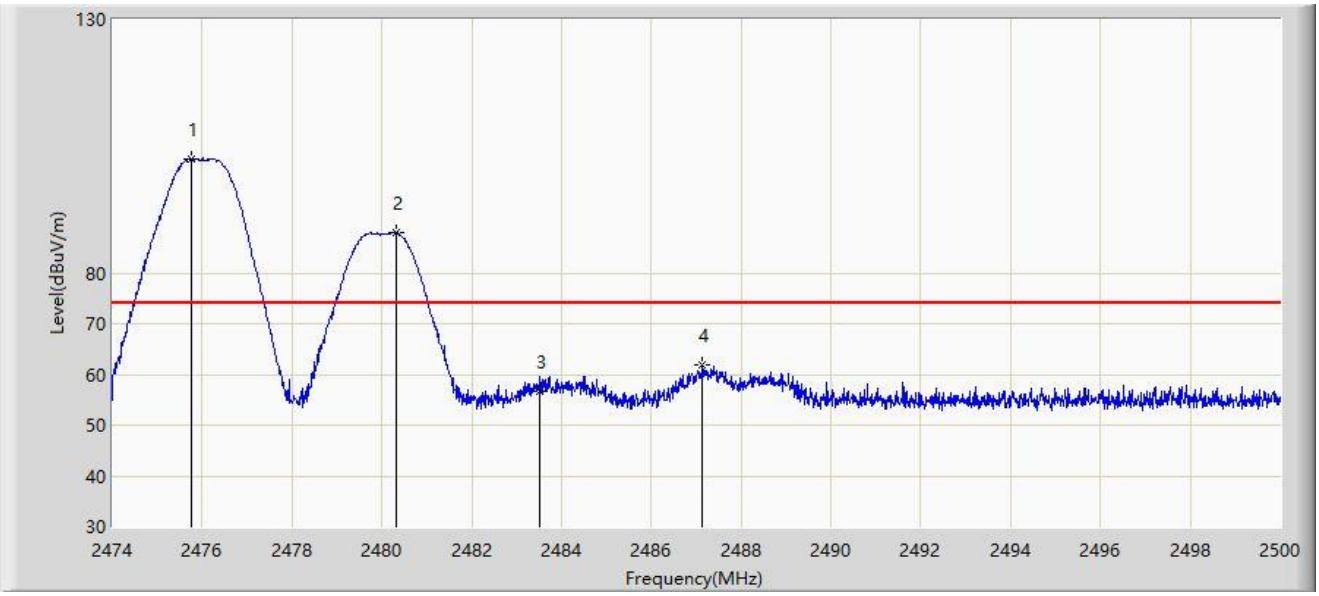

No	Mark	Frequency (MHz)	Measure Level (dBμV/m)	Reading Level (dBμV)	Margin (dB)	Limit (dBμV/m)	Factor (dB/m)	Type
1		2475.768	102.563	70.298	N/A	N/A	32.265	PK
2		2480.305	87.940	55.656	N/A	N/A	32.284	PK
3		2483.500	56.785	24.485	-17.215	74.000	32.300	PK
4	*	2487.143	61.798	29.479	-12.202	74.000	32.319	PK

Note 1: " * ", means this data is the worst emission level.

Note 2: Measure Level (dBμV/m) = Reading Level (dBμV) + Factor (dB/m).

Note 3: Factor (dB/m) = Cable Loss (dB) + Antenna Factor (dB/m).

Site: SIP-AC3	Test Date: 2024-06-09
Limit: FCC_2.4G_RE(3m)	Engineer: Justin Guo
Probe: HF907_102861_1-18GHz	Polarity: Vertical
EUT: ACCESS POINT	Power: AC 120V/60Hz
Test Mode: Transmit at Ant 2 - Filter 3# - 2480MHz and Ant 4 - Filter 4# - 2476MHz	

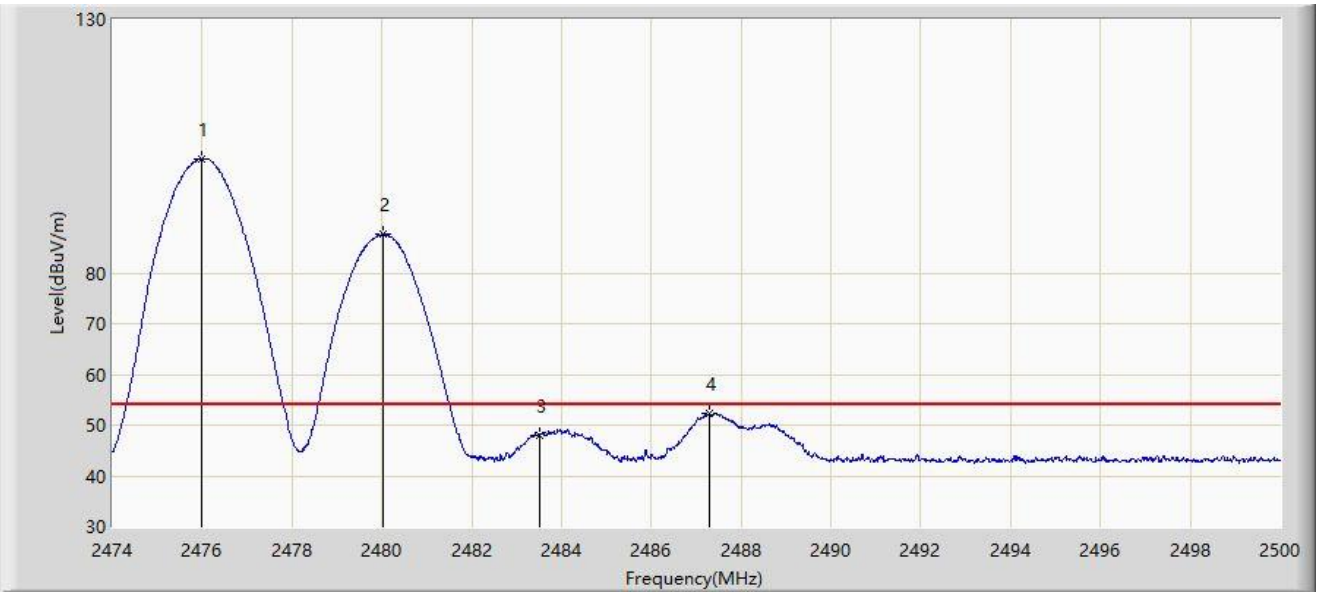

No	Mark	Frequency (MHz)	Measure Level (dBμV/m)	Reading Level (dBμV)	Margin (dB)	Limit (dBμV/m)	Factor (dB/m)	Type
1		2475.976	102.517	70.251	N/A	N/A	32.266	AV
2		2480.032	87.628	55.346	N/A	N/A	32.282	AV
3		2483.500	47.978	15.678	-6.022	54.000	32.300	AV
4	*	2487.286	52.267	19.947	-1.733	54.000	32.319	AV

Note 1: " * ", means this data is the worst emission level.

Note 2: Measure Level (dBμV/m) = Reading Level (dBμV) + Factor (dB/m).

Note 3: Factor (dB/m) = Cable Loss (dB) + Antenna Factor (dB/m).

Site: SIP-AC3	Test Date: 2024-06-09
Limit: FCC_2.4G_RE(3m)	Engineer: Justin Guo
Probe: HF907_102861_1-18GHz	Polarity: Horizontal
EUT: ACCESS POINT	Power: AC 120V/60Hz
Test Mode: Transmit at Ant 2 - Filter 3# - 2480MHz and Ant 4 - Filter 4# - 2478MHz	

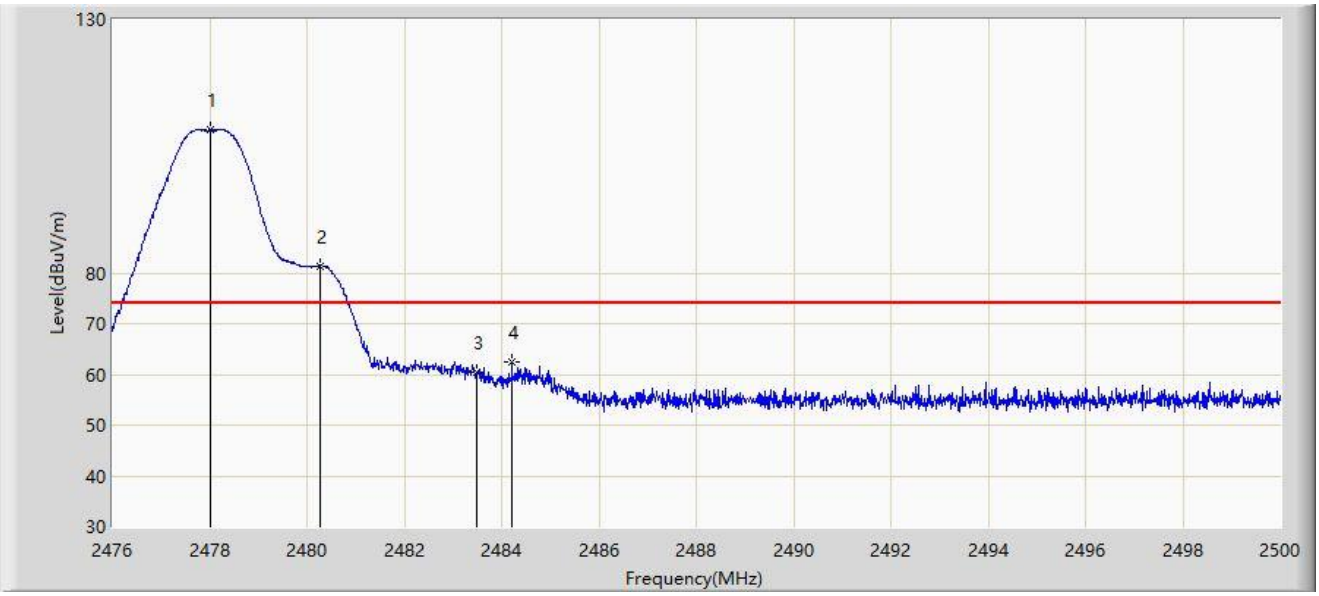

No	Mark	Frequency (MHz)	Measure Level (dBμV/m)	Reading Level (dBμV)	Margin (dB)	Limit (dBμV/m)	Factor (dB/m)	Type
1		2478.004	108.350	76.077	N/A	N/A	32.273	PK
2		2480.284	81.435	49.151	N/A	N/A	32.283	PK
3		2483.500	60.425	28.125	-13.575	74.000	32.300	PK
4	*	2484.208	62.407	30.103	-11.593	74.000	32.304	PK

Note 1: " * ", means this data is the worst emission level.

Note 2: Measure Level (dBμV/m) = Reading Level (dBμV) + Factor (dB/m).

Note 3: Factor (dB/m) = Cable Loss (dB) + Antenna Factor (dB/m).

Site: SIP-AC3	Test Date: 2024-06-09
Limit: FCC_2.4G_RE(3m)	Engineer: Justin Guo
Probe: HF907_102861_1-18GHz	Polarity: Horizontal
EUT: ACCESS POINT	Power: AC 120V/60Hz
Test Mode: Transmit at Ant 2 - Filter 3# - 2480MHz and Ant 4 - Filter 4# - 2478MHz	

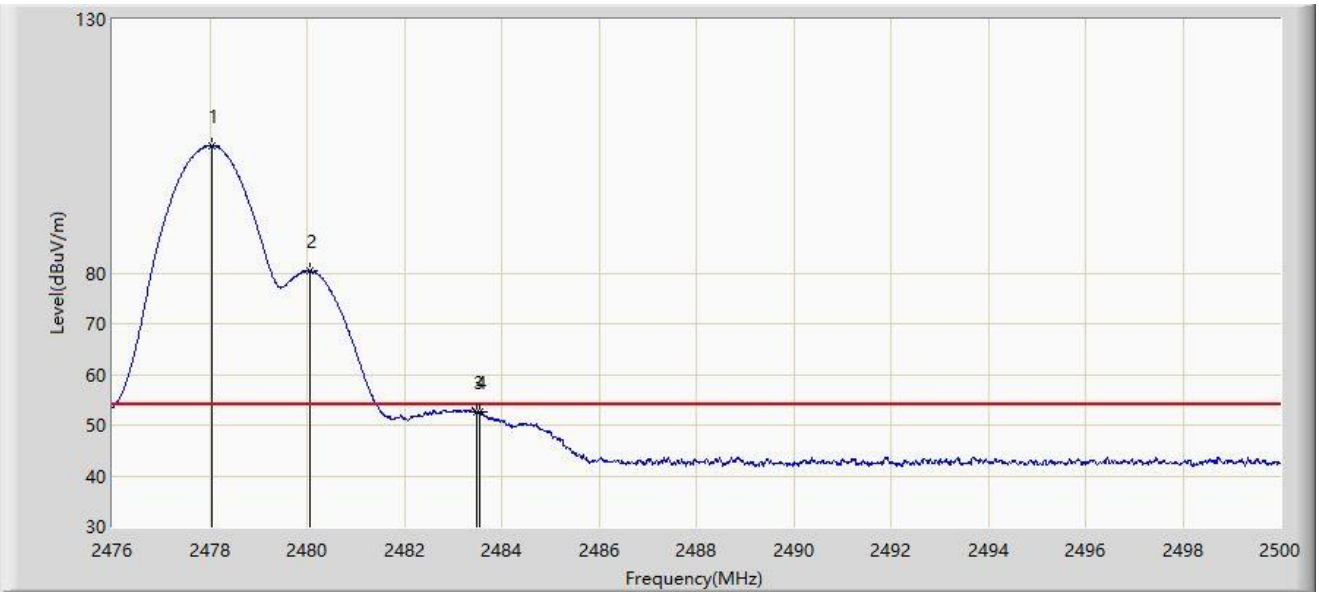

No	Mark	Frequency (MHz)	Measure Level (dBμV/m)	Reading Level (dBμV)	Margin (dB)	Limit (dBμV/m)	Factor (dB/m)	Type
1		2478.040	105.078	72.804	N/A	N/A	32.274	AV
2		2480.056	80.369	48.087	N/A	N/A	32.282	AV
3		2483.500	52.483	20.183	-1.517	54.000	32.300	AV
4	*	2483.536	52.624	20.324	-1.376	54.000	32.301	AV

Note 1: " * ", means this data is the worst emission level.

Note 2: Measure Level (dBμV/m) = Reading Level (dBμV) + Factor (dB/m).

Note 3: Factor (dB/m) = Cable Loss (dB) + Antenna Factor (dB/m).

Site: SIP-AC3	Test Date: 2024-06-09
Limit: FCC_2.4G_RE(3m)	Engineer: Justin Guo
Probe: HF907_102861_1-18GHz	Polarity: Vertical
EUT: ACCESS POINT	Power: AC 120V/60Hz
Test Mode: Transmit at Ant 2 - Filter 3# - 2480MHz and Ant 4 - Filter 4# - 2478MHz	

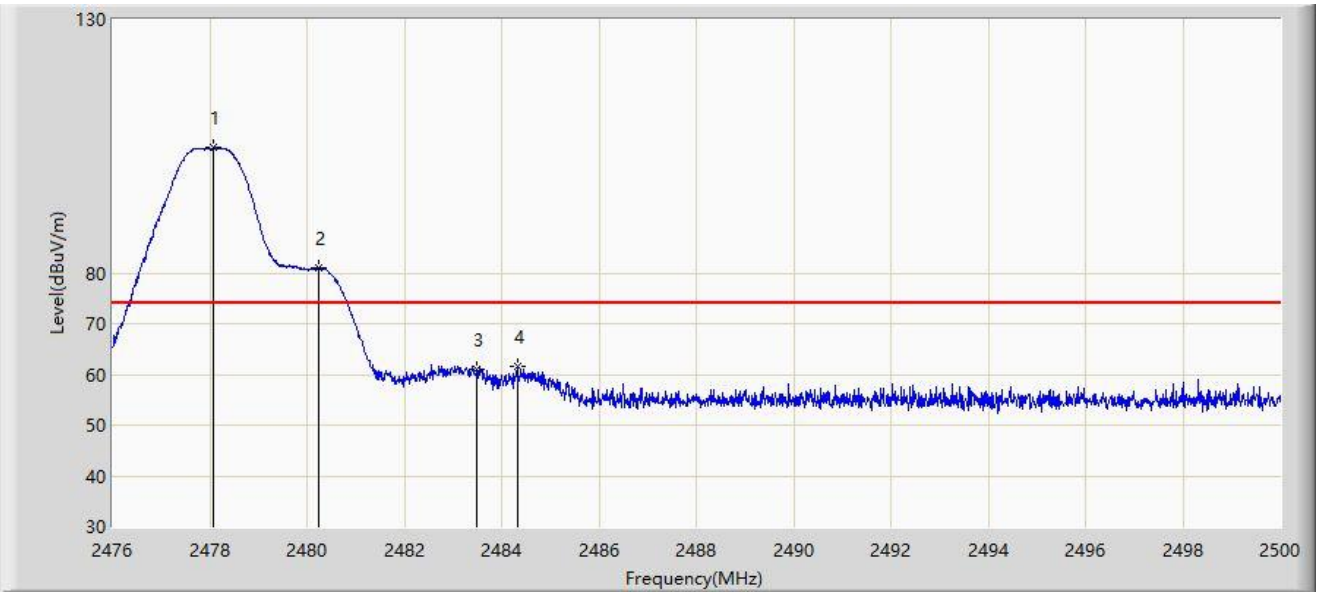

No	Mark	Frequency (MHz)	Measure Level (dBμV/m)	Reading Level (dBμV)	Margin (dB)	Limit (dBμV/m)	Factor (dB/m)	Type
1		2478.076	104.750	72.476	N/A	N/A	32.274	PK
2		2480.248	80.902	48.619	N/A	N/A	32.283	PK
3		2483.500	60.986	28.686	-13.014	74.000	32.300	PK
4	*	2484.316	61.610	29.305	-12.390	74.000	32.305	PK

Note 1: " * ", means this data is the worst emission level.

Note 2: Measure Level (dBμV/m) = Reading Level (dBμV) + Factor (dB/m).

Note 3: Factor (dB/m) = Cable Loss (dB) + Antenna Factor (dB/m).

Site: SIP-AC3	Test Date: 2024-06-09
Limit: FCC_2.4G_RE(3m)	Engineer: Justin Guo
Probe: HF907_102861_1-18GHz	Polarity: Vertical
EUT: ACCESS POINT	Power: AC 120V/60Hz
Test Mode: Transmit at Ant 2 - Filter 3# - 2480MHz and Ant 4 - Filter 4# - 2478MHz	

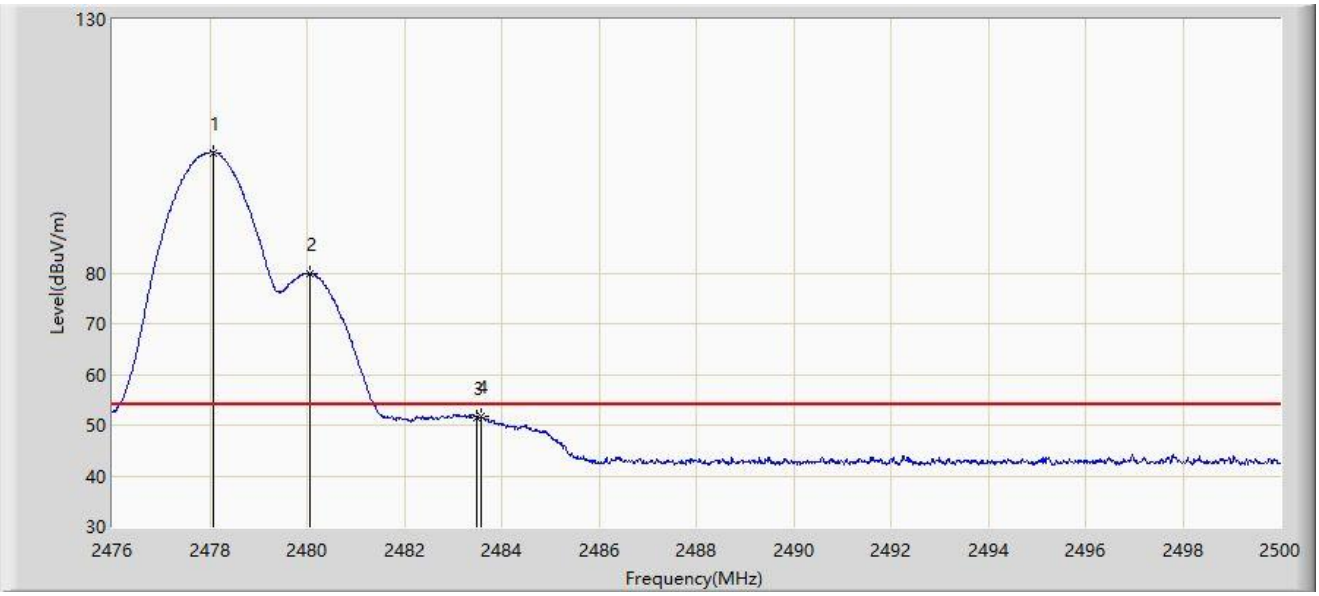

No	Mark	Frequency (MHz)	Measure Level (dBμV/m)	Reading Level (dBμV)	Margin (dB)	Limit (dBμV/m)	Factor (dB/m)	Type
1		2478.076	103.760	71.486	N/A	N/A	32.274	AV
2		2480.056	79.763	47.481	N/A	N/A	32.282	AV
3		2483.500	51.590	19.290	-2.410	54.000	32.300	AV
4	*	2483.584	51.651	19.350	-2.349	54.000	32.301	AV

Note 1: " * ", means this data is the worst emission level.

Note 2: Measure Level (dBμV/m) = Reading Level (dBμV) + Factor (dB/m).

Note 3: Factor (dB/m) = Cable Loss (dB) + Antenna Factor (dB/m).

Site: SIP-AC3	Test Date: 2024-06-09
Limit: FCC_2.4G_RE(3m)	Engineer: Justin Guo
Probe: HF907_102861_1-18GHz	Polarity: Horizontal
EUT: ACCESS POINT	Power: AC 120V/60Hz
Test Mode: Transmit at Ant 2 - Filter 1# - 2468MHz and Ant 4 - Filter 6# - 2480MHz	

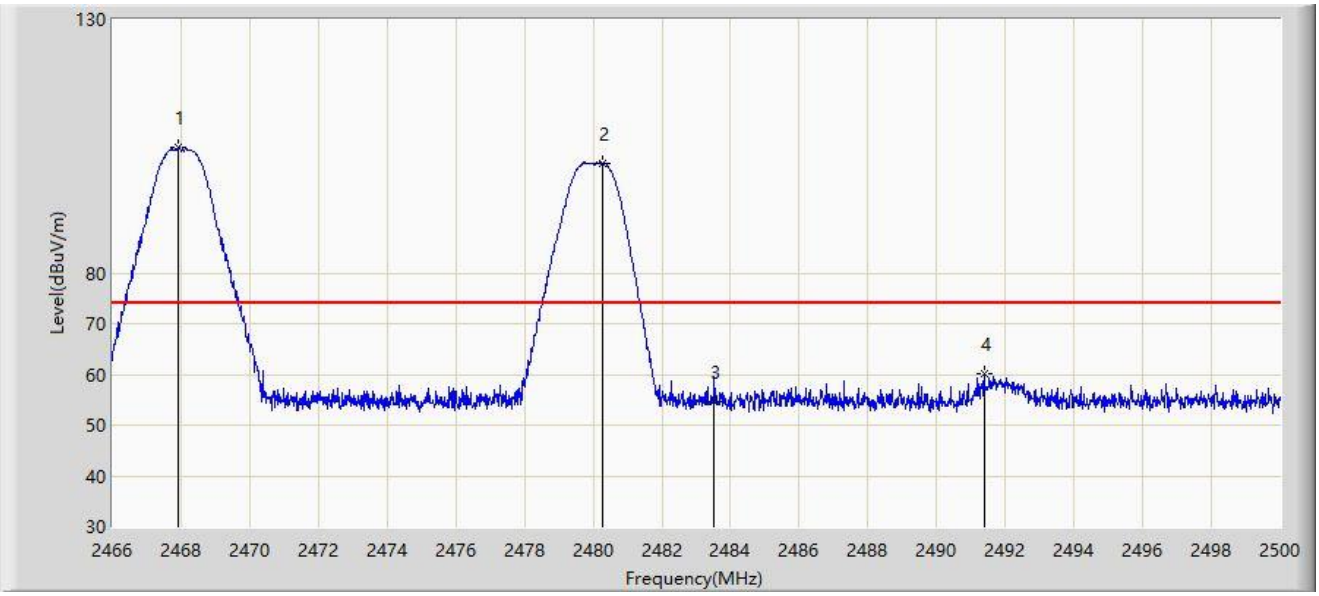

No	Mark	Frequency (MHz)	Measure Level (dBμV/m)	Reading Level (dBμV)	Margin (dB)	Limit (dBμV/m)	Factor (dB/m)	Type
1		2467.921	104.713	72.476	N/A	N/A	32.237	PK
2		2480.263	101.702	69.418	N/A	N/A	32.283	PK
3		2483.500	54.524	22.224	-19.476	74.000	32.300	PK
4	*	2491.381	60.059	27.718	-13.941	74.000	32.341	PK

Note 1: " * ", means this data is the worst emission level.

Note 2: Measure Level (dBμV/m) = Reading Level (dBμV) + Factor (dB/m).

Note 3: Factor (dB/m) = Cable Loss (dB) + Antenna Factor (dB/m).

Site: SIP-AC3	Test Date: 2024-06-09
Limit: FCC_2.4G_RE(3m)	Engineer: Justin Guo
Probe: HF907_102861_1-18GHz	Polarity: Horizontal
EUT: ACCESS POINT	Power: AC 120V/60Hz
Test Mode: Transmit at Ant 2 - Filter 1# - 2468MHz and Ant 4 - Filter 6# - 2480MHz	

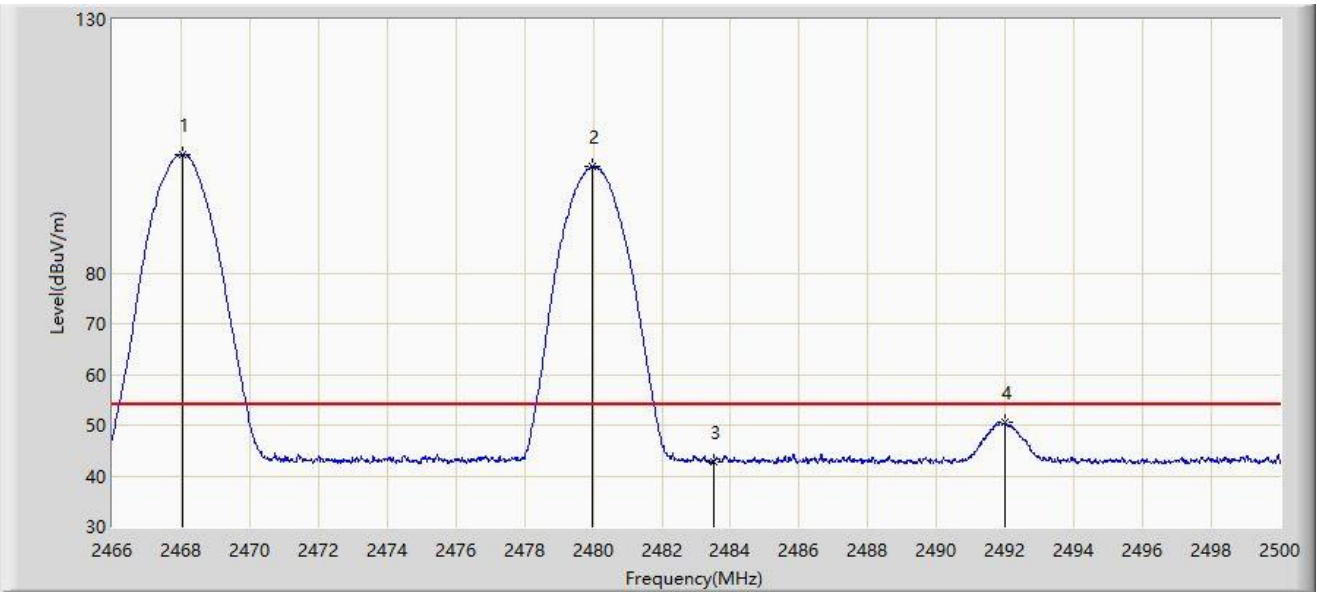

No	Mark	Frequency (MHz)	Measure Level (dBμV/m)	Reading Level (dBμV)	Margin (dB)	Limit (dBμV/m)	Factor (dB/m)	Type
1		2468.040	103.476	71.238	N/A	N/A	32.237	AV
2		2479.974	100.976	68.694	N/A	N/A	32.282	AV
3		2483.500	42.651	10.351	-11.349	54.000	32.300	AV
4	*	2491.993	50.502	18.158	-3.498	54.000	32.344	AV

Note 1: " * ", means this data is the worst emission level.

Note 2: Measure Level (dBμV/m) = Reading Level (dBμV) + Factor (dB/m).

Note 3: Factor (dB/m) = Cable Loss (dB) + Antenna Factor (dB/m).

Site: SIP-AC3	Test Date: 2024-06-09
Limit: FCC_2.4G_RE(3m)	Engineer: Justin Guo
Probe: HF907_102861_1-18GHz	Polarity: Vertical
EUT: ACCESS POINT	Power: AC 120V/60Hz
Test Mode: Transmit at Ant 2 - Filter 1# - 2468MHz and Ant 4 - Filter 6# - 2480MHz	

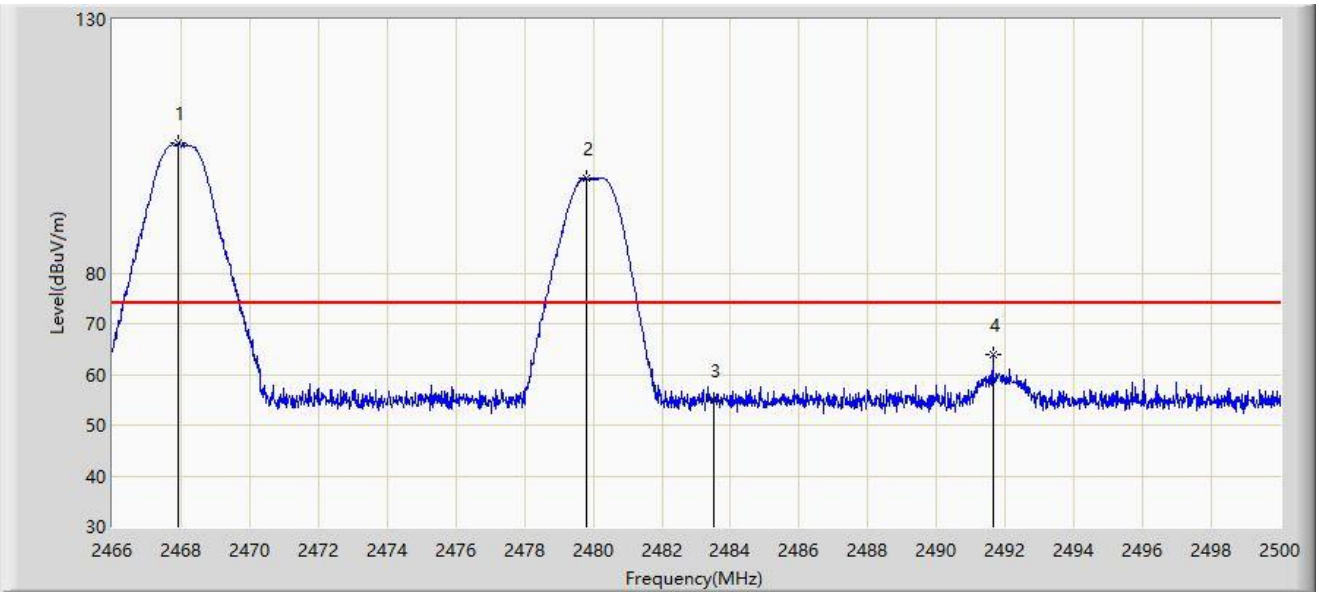

No	Mark	Frequency (MHz)	Measure Level (dBμV/m)	Reading Level (dBμV)	Margin (dB)	Limit (dBμV/m)	Factor (dB/m)	Type
1		2467.938	105.677	73.440	N/A	N/A	32.237	PK
2		2479.787	98.578	66.297	N/A	N/A	32.281	PK
3		2483.500	54.814	22.514	-19.186	74.000	32.300	PK
4	*	2491.636	64.033	31.691	-9.967	74.000	32.342	PK

Note 1: " * ", means this data is the worst emission level.

Note 2: Measure Level (dBμV/m) = Reading Level (dBμV) + Factor (dB/m).

Note 3: Factor (dB/m) = Cable Loss (dB) + Antenna Factor (dB/m).

Site: SIP-AC3	Test Date: 2024-06-09
Limit: FCC_2.4G_RE(3m)	Engineer: Justin Guo
Probe: HF907_102861_1-18GHz	Polarity: Vertical
EUT: ACCESS POINT	Power: AC 120V/60Hz
Test Mode: Transmit at Ant 2 - Filter 1# - 2468MHz and Ant 4 - Filter 6# - 2480MHz	

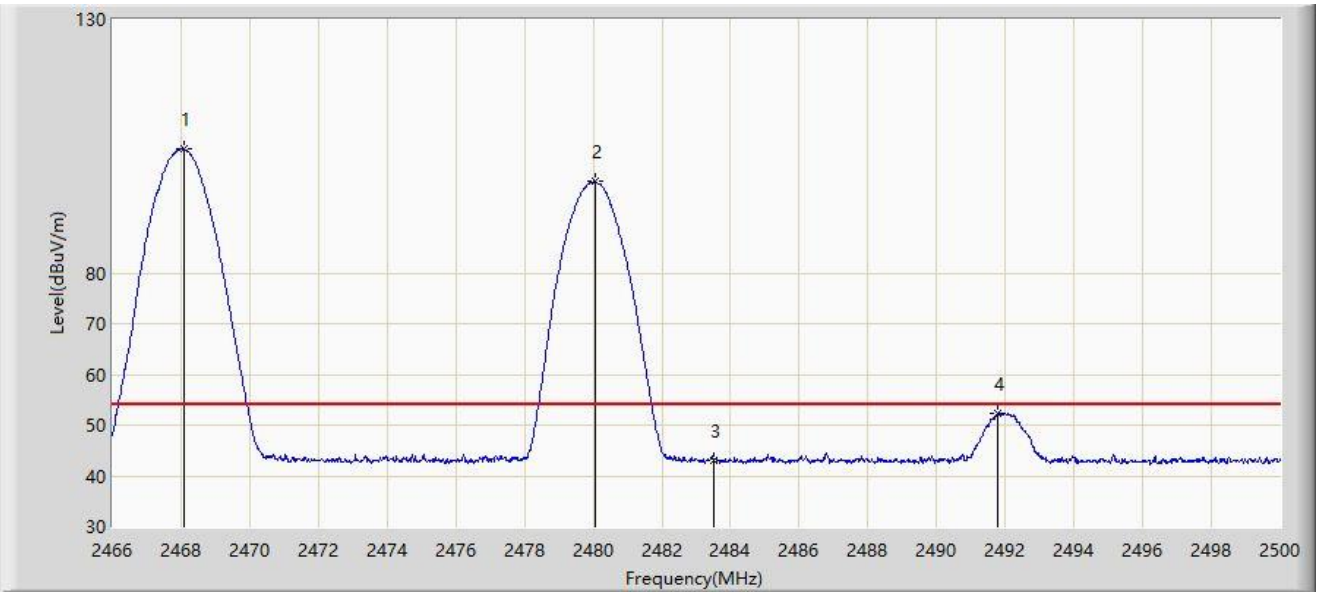

No	Mark	Frequency (MHz)	Measure Level (dBμV/m)	Reading Level (dBμV)	Margin (dB)	Limit (dBμV/m)	Factor (dB/m)	Type
1		2468.091	104.422	72.184	N/A	N/A	32.238	AV
2		2480.042	97.976	65.694	N/A	N/A	32.282	AV
3		2483.500	43.034	10.734	-10.966	54.000	32.300	AV
4	*	2491.789	52.255	19.912	-1.745	54.000	32.343	AV

Note 1: " * ", means this data is the worst emission level.

Note 2: Measure Level (dBμV/m) = Reading Level (dBμV) + Factor (dB/m).

Note 3: Factor (dB/m) = Cable Loss (dB) + Antenna Factor (dB/m).

Site: SIP-AC3	Test Date: 2024-06-09
Limit: FCC_2.4G_RE(3m)	Engineer: Justin Guo
Probe: HF907_102861_1-18GHz	Polarity: Horizontal
EUT: ACCESS POINT	Power: AC 120V/60Hz
Test Mode: Transmit at Ant 2 - Filter 1# - 2470MHz and Ant 4 - Filter 6# - 2480MHz	

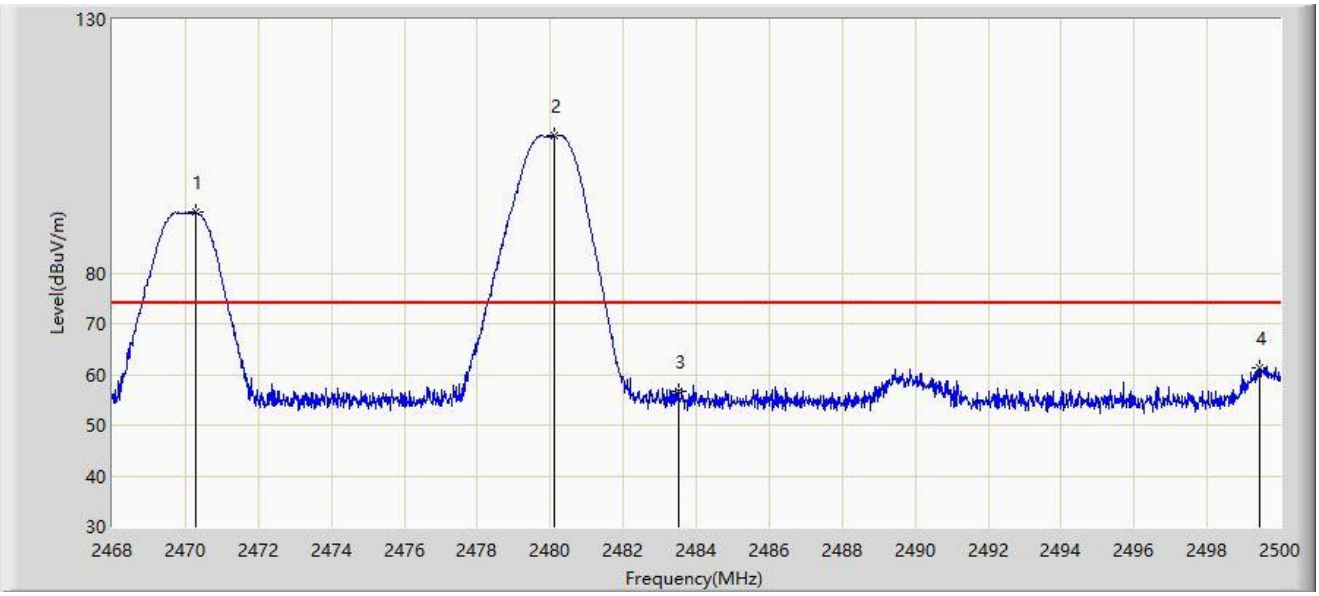

No	Mark	Frequency (MHz)	Measure Level (dBμV/m)	Reading Level (dBμV)	Margin (dB)	Limit (dBμV/m)	Factor (dB/m)	Type
1		2470.288	91.959	59.713	N/A	N/A	32.246	PK
2		2480.112	107.216	74.933	N/A	N/A	32.283	PK
3		2483.500	56.657	24.357	-17.343	74.000	32.300	PK
4	*	2499.440	61.252	28.862	-12.748	74.000	32.390	PK

Note 1: " * ", means this data is the worst emission level.

Note 2: Measure Level (dBμV/m) = Reading Level (dBμV) + Factor (dB/m).

Note 3: Factor (dB/m) = Cable Loss (dB) + Antenna Factor (dB/m).

Site: SIP-AC3	Test Date: 2024-06-09
Limit: FCC_2.4G_RE(3m)	Engineer: Justin Guo
Probe: HF907_102861_1-18GHz	Polarity: Horizontal
EUT: ACCESS POINT	Power: AC 120V/60Hz
Test Mode: Transmit at Ant 2 - Filter 1# - 2470MHz and Ant 4 - Filter 6# - 2480MHz	

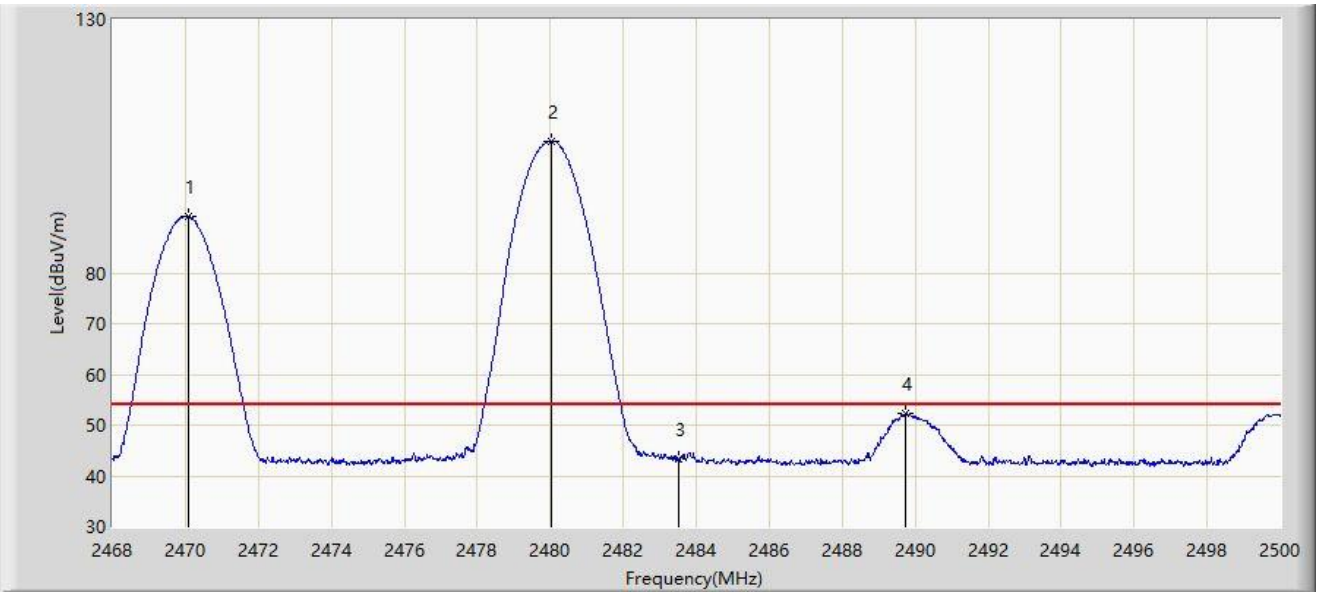

No	Mark	Frequency (MHz)	Measure Level (dBμV/m)	Reading Level (dBμV)	Margin (dB)	Limit (dBμV/m)	Factor (dB/m)	Type
1		2470.080	91.175	58.930	N/A	N/A	32.245	AV
2		2480.032	106.077	73.795	N/A	N/A	32.282	AV
3		2483.500	43.277	10.977	-10.723	54.000	32.300	AV
4	*	2489.728	52.288	19.955	-1.712	54.000	32.333	AV

Note 1: " * ", means this data is the worst emission level.

Note 2: Measure Level (dBμV/m) = Reading Level (dBμV) + Factor (dB/m).

Note 3: Factor (dB/m) = Cable Loss (dB) + Antenna Factor (dB/m).

Site: SIP-AC3	Test Date: 2024-06-09
Limit: FCC_2.4G_RE(3m)	Engineer: Justin Guo
Probe: HF907_102861_1-18GHz	Polarity: Vertical
EUT: ACCESS POINT	Power: AC 120V/60Hz
Test Mode: Transmit at Ant 2 - Filter 1# - 2470MHz and Ant 4 - Filter 6# - 2480MHz	

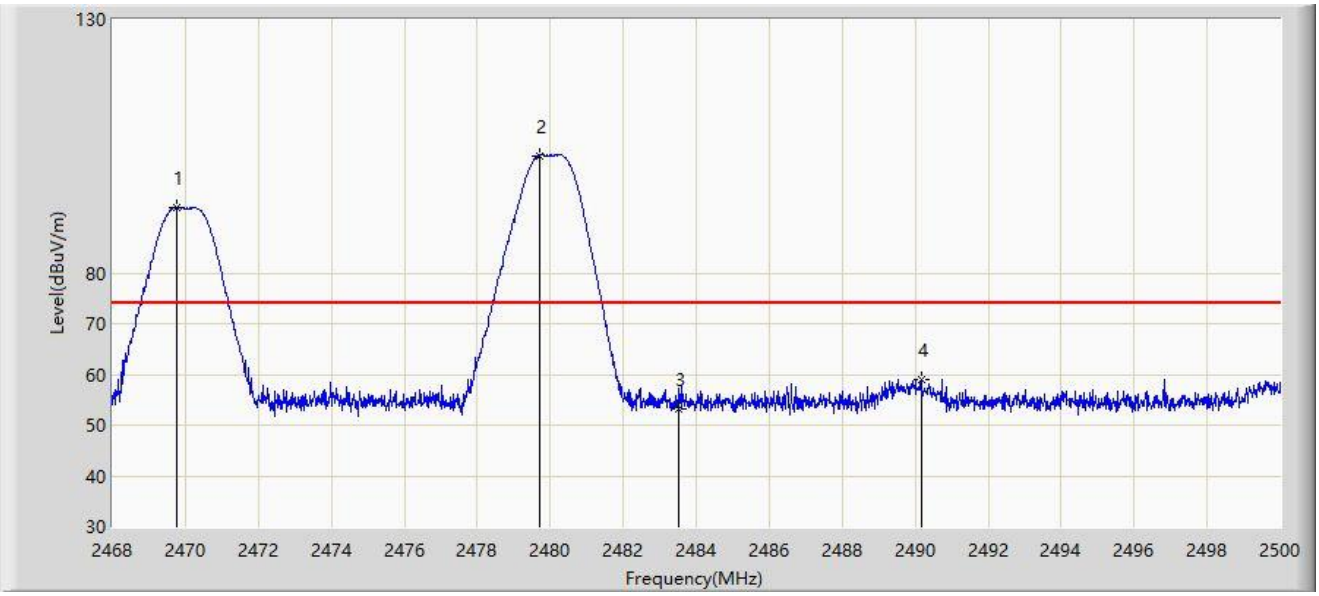

No	Mark	Frequency (MHz)	Measure Level (dBμV/m)	Reading Level (dBμV)	Margin (dB)	Limit (dBμV/m)	Factor (dB/m)	Type
1		2469.776	92.977	60.733	N/A	N/A	32.244	PK
2		2479.696	103.149	70.868	N/A	N/A	32.280	PK
3		2483.500	53.258	20.958	-20.742	74.000	32.300	PK
4	*	2490.160	59.122	26.787	-14.878	74.000	32.335	PK

Note 1: " * ", means this data is the worst emission level.

Note 2: Measure Level (dBμV/m) = Reading Level (dBμV) + Factor (dB/m).

Note 3: Factor (dB/m) = Cable Loss (dB) + Antenna Factor (dB/m).

Site: SIP-AC3	Test Date: 2024-06-09
Limit: FCC_2.4G_RE(3m)	Engineer: Justin Guo
Probe: HF907_102861_1-18GHz	Polarity: Vertical
EUT: ACCESS POINT	Power: AC 120V/60Hz
Test Mode: Transmit at Ant 2 - Filter 1# - 2470MHz and Ant 4 - Filter 6# - 2480MHz	

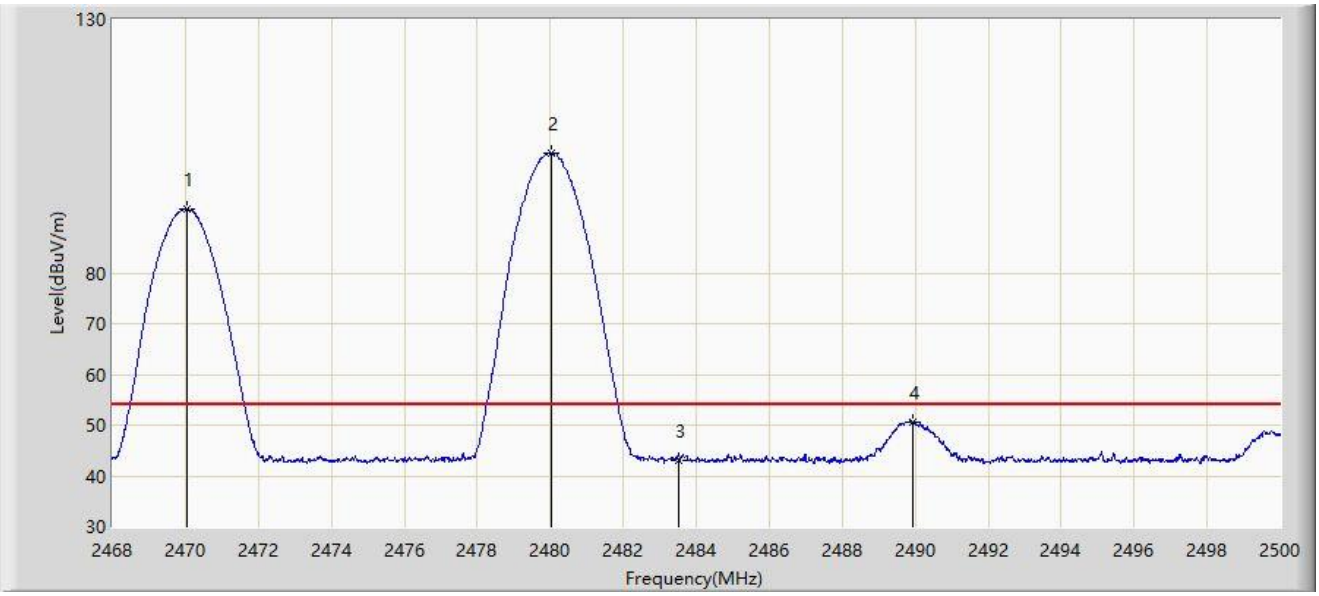

No	Mark	Frequency (MHz)	Measure Level (dBμV/m)	Reading Level (dBμV)	Margin (dB)	Limit (dBμV/m)	Factor (dB/m)	Type
1		2470.048	92.618	60.373	N/A	N/A	32.244	AV
2		2480.032	103.551	71.269	N/A	N/A	32.282	AV
3		2483.500	43.173	10.873	-10.827	54.000	32.300	AV
4	*	2489.920	50.674	18.340	-3.326	54.000	32.334	AV

Note 1: " * ", means this data is the worst emission level.

Note 2: Measure Level (dBμV/m) = Reading Level (dBμV) + Factor (dB/m).

Note 3: Factor (dB/m) = Cable Loss (dB) + Antenna Factor (dB/m).

Site: SIP-AC3	Test Date: 2024-06-09
Limit: FCC_2.4G_RE(3m)	Engineer: Justin Guo
Probe: HF907_102861_1-18GHz	Polarity: Horizontal
EUT: ACCESS POINT	Power: AC 120V/60Hz
Test Mode: Transmit at Ant 2 - Filter 1# - 2472MHz and Ant 4 - Filter 6# - 2480MHz	

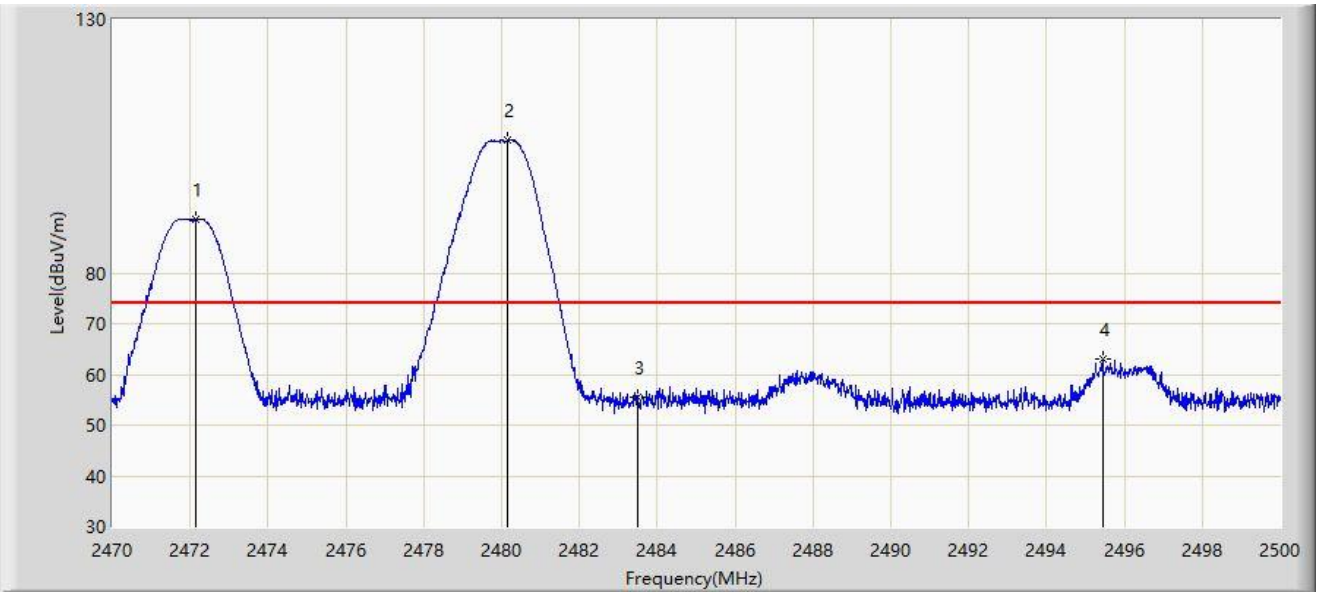

No	Mark	Frequency (MHz)	Measure Level (dBμV/m)	Reading Level (dBμV)	Margin (dB)	Limit (dBμV/m)	Factor (dB/m)	Type
1		2472.130	90.540	58.288	N/A	N/A	32.252	PK
2		2480.155	106.280	73.997	N/A	N/A	32.283	PK
3		2483.500	55.559	23.259	-18.441	74.000	32.300	PK
4	*	2495.440	63.086	30.724	-10.914	74.000	32.362	PK

Note 1: " * ", means this data is the worst emission level.

Note 2: Measure Level (dBμV/m) = Reading Level (dBμV) + Factor (dB/m).

Note 3: Factor (dB/m) = Cable Loss (dB) + Antenna Factor (dB/m).

Site: SIP-AC3	Test Date: 2024-06-09
Limit: FCC_2.4G_RE(3m)	Engineer: Justin Guo
Probe: HF907_102861_1-18GHz	Polarity: Horizontal
EUT: ACCESS POINT	Power: AC 120V/60Hz
Test Mode: Transmit at Ant 2 - Filter 1# - 2472MHz and Ant 4 - Filter 6# - 2480MHz	

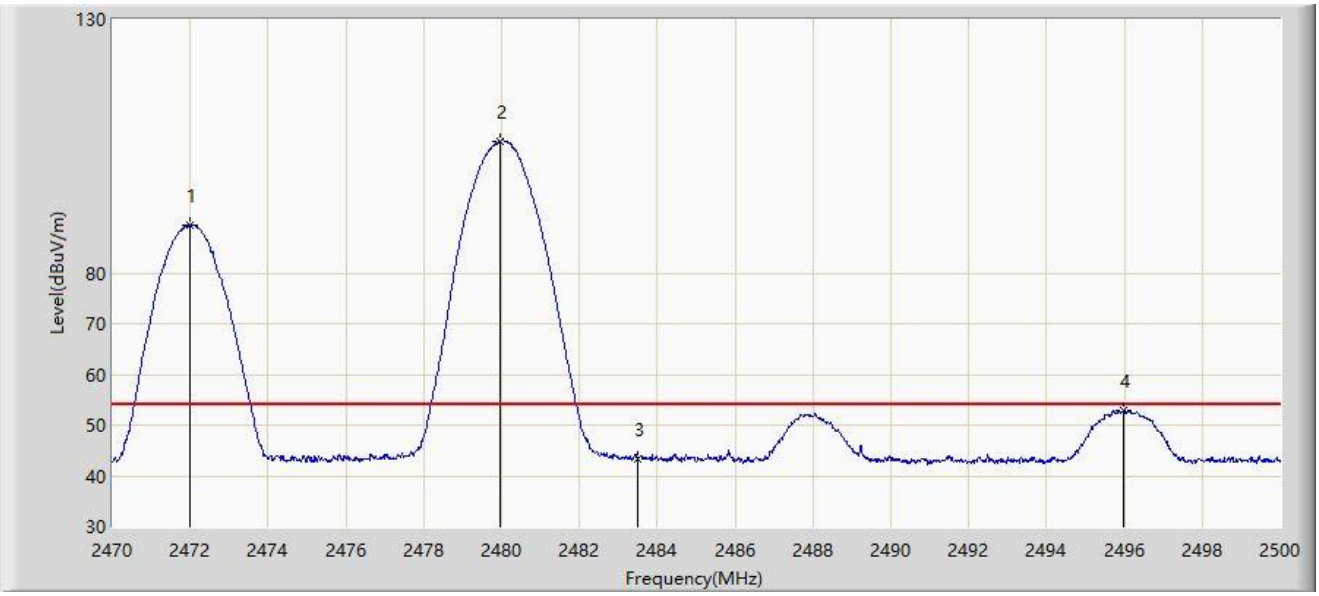

No	Mark	Frequency (MHz)	Measure Level (dBμV/m)	Reading Level (dBμV)	Margin (dB)	Limit (dBμV/m)	Factor (dB/m)	Type
1		2471.995	89.503	57.251	N/A	N/A	32.252	AV
2		2479.945	105.966	73.684	N/A	N/A	32.282	AV
3		2483.500	43.230	10.930	-10.770	54.000	32.300	AV
4	*	2495.995	52.903	20.538	-1.097	54.000	32.365	AV

Note 1: " * ", means this data is the worst emission level.

Note 2: Measure Level (dBμV/m) = Reading Level (dBμV) + Factor (dB/m).

Note 3: Factor (dB/m) = Cable Loss (dB) + Antenna Factor (dB/m).

Site: SIP-AC3	Test Date: 2024-06-09
Limit: FCC_2.4G_RE(3m)	Engineer: Justin Guo
Probe: HF907_102861_1-18GHz	Polarity: Vertical
EUT: ACCESS POINT	Power: AC 120V/60Hz
Test Mode: Transmit at Ant 2 - Filter 1# - 2472MHz and Ant 4 - Filter 6# - 2480MHz	

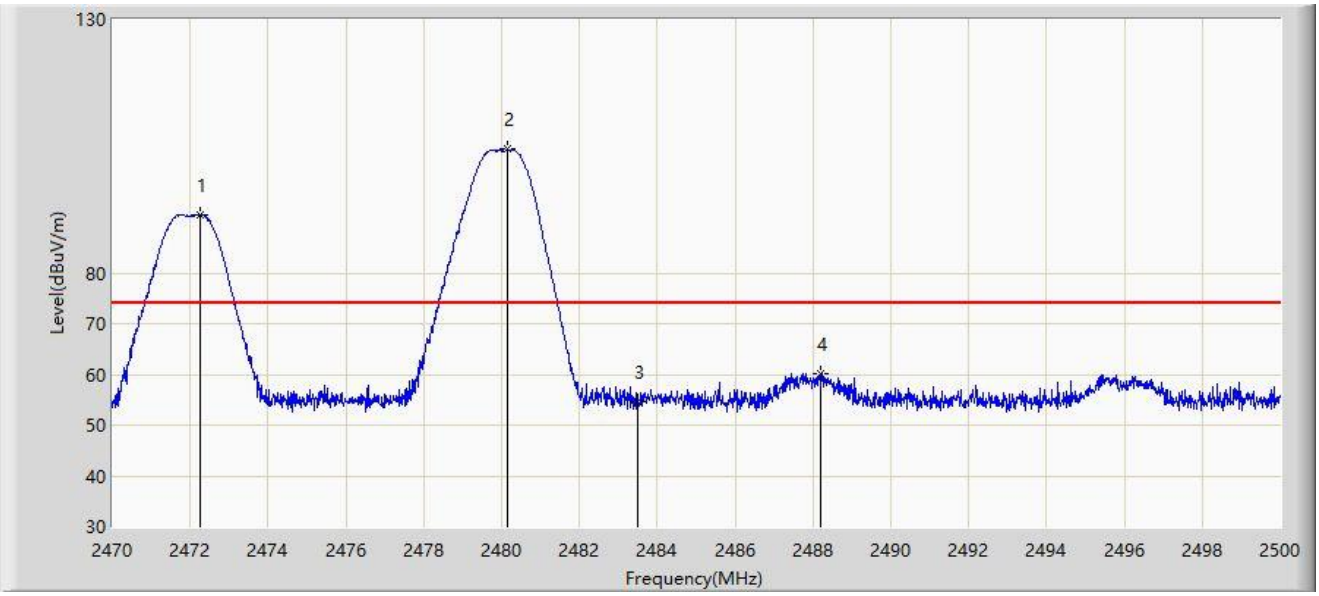

No	Mark	Frequency (MHz)	Measure Level (dBμV/m)	Reading Level (dBμV)	Margin (dB)	Limit (dBμV/m)	Factor (dB/m)	Type
1		2472.265	91.454	59.201	N/A	N/A	32.252	PK
2		2480.140	104.382	72.099	N/A	N/A	32.283	PK
3		2483.500	54.662	22.362	-19.338	74.000	32.300	PK
4	*	2488.180	60.280	27.955	-13.720	74.000	32.325	PK

Note 1: " * ", means this data is the worst emission level.

Note 2: Measure Level (dBμV/m) = Reading Level (dBμV) + Factor (dB/m).

Note 3: Factor (dB/m) = Cable Loss (dB) + Antenna Factor (dB/m).

Site: SIP-AC3	Test Date: 2024-06-09
Limit: FCC_2.4G_RE(3m)	Engineer: Justin Guo
Probe: HF907_102861_1-18GHz	Polarity: Vertical
EUT: ACCESS POINT	Power: AC 120V/60Hz
Test Mode: Transmit at Ant 2 - Filter 1# - 2472MHz and Ant 4 - Filter 6# - 2480MHz	

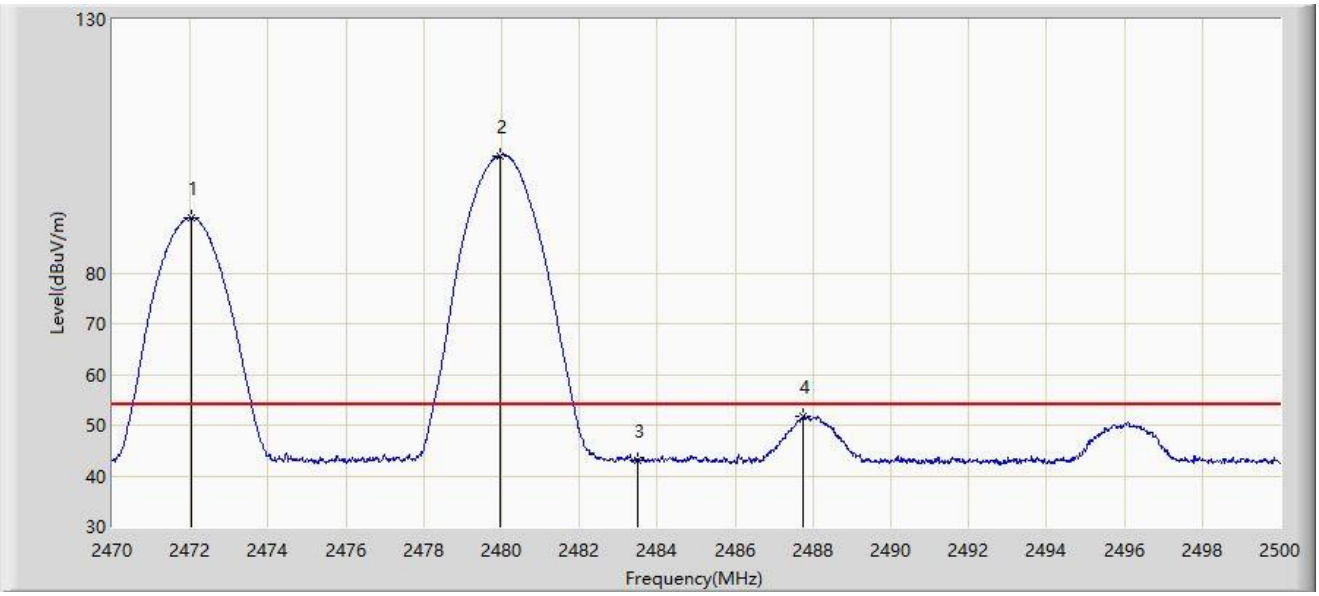

No	Mark	Frequency (MHz)	Measure Level (dBμV/m)	Reading Level (dBμV)	Margin (dB)	Limit (dBμV/m)	Factor (dB/m)	Type
1		2472.040	90.865	58.613	N/A	N/A	32.252	AV
2		2479.975	103.187	70.905	N/A	N/A	32.282	AV
3		2483.500	42.933	10.633	-11.067	54.000	32.300	AV
4	*	2487.760	51.601	19.279	-2.399	54.000	32.323	AV

Note 1: " * ", means this data is the worst emission level.

Note 2: Measure Level (dBμV/m) = Reading Level (dBμV) + Factor (dB/m).

Note 3: Factor (dB/m) = Cable Loss (dB) + Antenna Factor (dB/m).

Site: SIP-AC3	Test Date: 2024-06-09
Limit: FCC_2.4G_RE(3m)	Engineer: Justin Guo
Probe: HF907_102861_1-18GHz	Polarity: Horizontal
EUT: ACCESS POINT	Power: AC 120V/60Hz
Test Mode: Transmit at Ant 2 - Filter 1# - 2474MHz and Ant 4 - Filter 6# - 2480MHz	

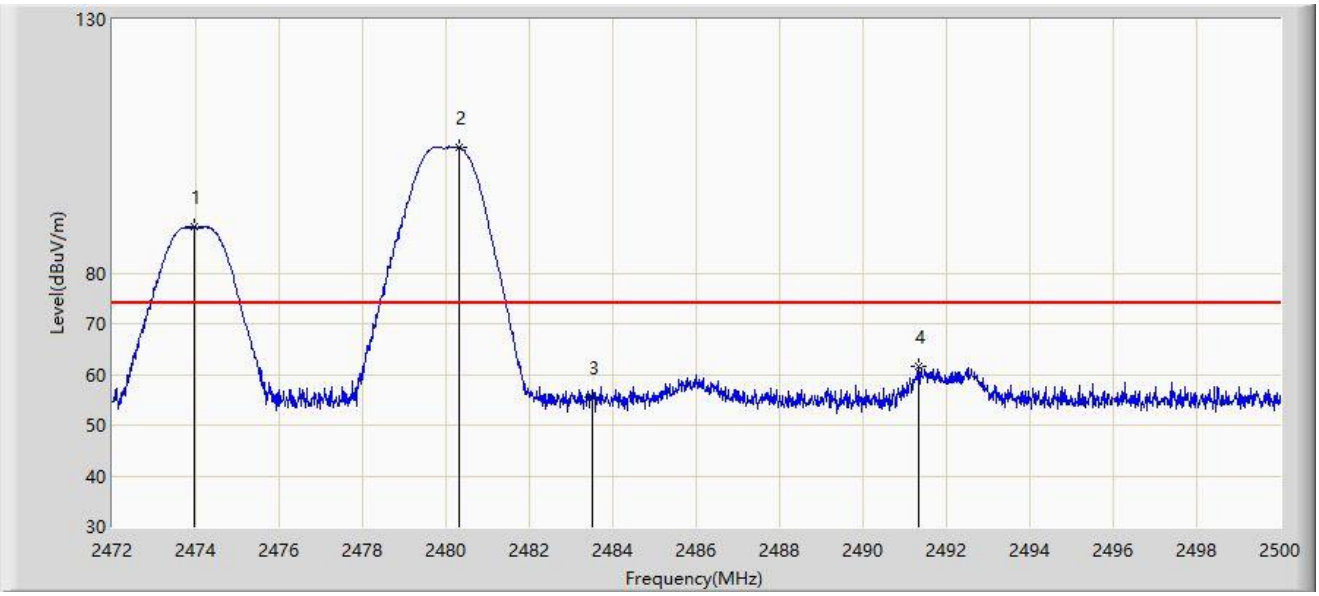

No	Mark	Frequency (MHz)	Measure Level (dBμV/m)	Reading Level (dBμV)	Margin (dB)	Limit (dBμV/m)	Factor (dB/m)	Type
1		2473.960	89.273	57.014	N/A	N/A	32.259	PK
2		2480.302	104.814	72.530	N/A	N/A	32.284	PK
3		2483.500	55.569	23.269	-18.431	74.000	32.300	PK
4	*	2491.348	61.450	29.109	-12.550	74.000	32.341	PK

Note 1: " * ", means this data is the worst emission level.

Note 2: Measure Level (dBμV/m) = Reading Level (dBμV) + Factor (dB/m).

Note 3: Factor (dB/m) = Cable Loss (dB) + Antenna Factor (dB/m).

Site: SIP-AC3	Test Date: 2024-06-09
Limit: FCC_2.4G_RE(3m)	Engineer: Justin Guo
Probe: HF907_102861_1-18GHz	Polarity: Horizontal
EUT: ACCESS POINT	Power: AC 120V/60Hz
Test Mode: Transmit at Ant 2 - Filter 1# - 2474MHz and Ant 4 - Filter 6# - 2480MHz	

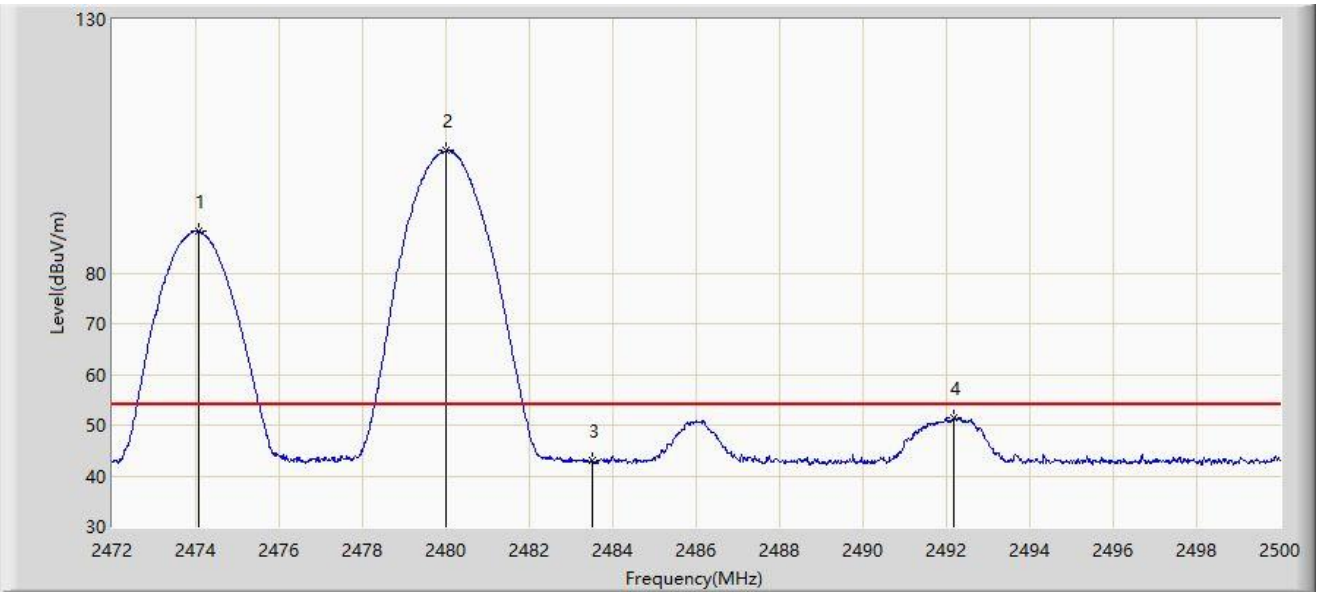

No	Mark	Frequency (MHz)	Measure Level (dBμV/m)	Reading Level (dBμV)	Margin (dB)	Limit (dBμV/m)	Factor (dB/m)	Type
1		2474.072	88.239	55.980	N/A	N/A	32.260	AV
2		2479.994	104.070	71.788	N/A	N/A	32.282	AV
3		2483.500	43.023	10.723	-10.977	54.000	32.300	AV
4	*	2492.188	51.357	19.012	-2.643	54.000	32.345	AV

Note 1: " * ", means this data is the worst emission level.

Note 2: Measure Level (dBμV/m) = Reading Level (dBμV) + Factor (dB/m).

Note 3: Factor (dB/m) = Cable Loss (dB) + Antenna Factor (dB/m).

Site: SIP-AC3	Test Date: 2024-06-09
Limit: FCC_2.4G_RE(3m)	Engineer: Justin Guo
Probe: HF907_102861_1-18GHz	Polarity: Vertical
EUT: ACCESS POINT	Power: AC 120V/60Hz
Test Mode: Transmit at Ant 2 - Filter 1# - 2474MHz and Ant 4 - Filter 6# - 2480MHz	

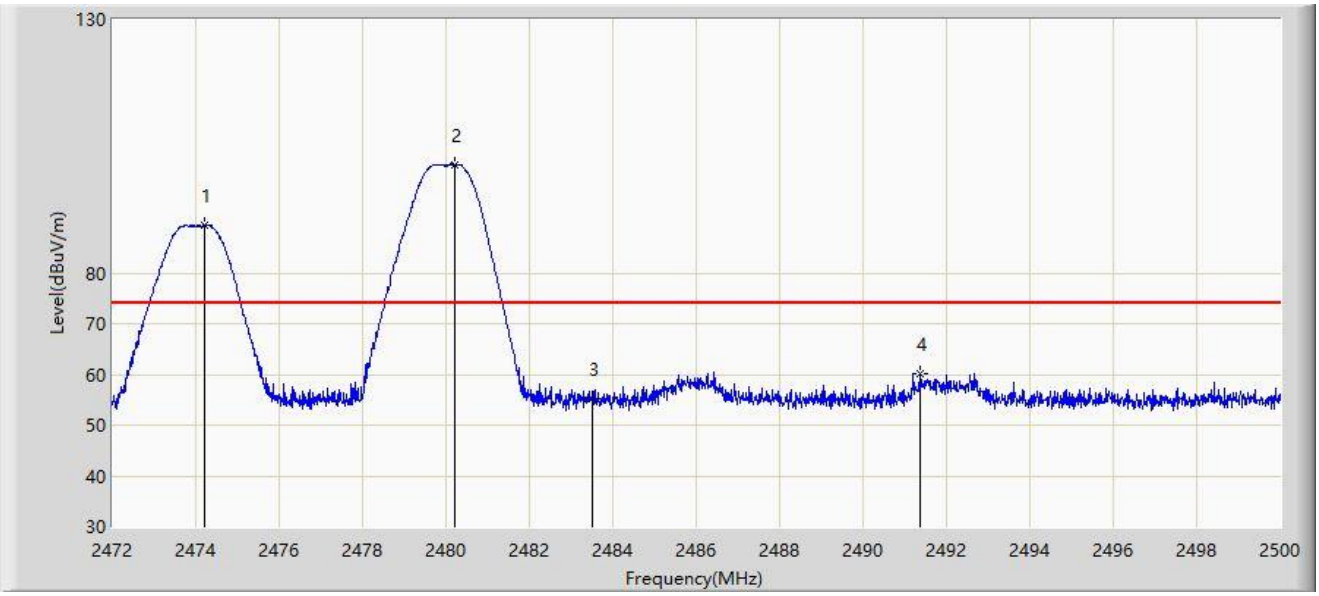

No	Mark	Frequency (MHz)	Measure Level (dBμV/m)	Reading Level (dBμV)	Margin (dB)	Limit (dBμV/m)	Factor (dB/m)	Type
1		2474.212	89.391	57.131	N/A	N/A	32.260	PK
2		2480.218	101.436	69.153	N/A	N/A	32.283	PK
3		2483.500	55.173	22.873	-18.827	74.000	32.300	PK
4	*	2491.376	60.219	27.878	-13.781	74.000	32.341	PK

Note 1: " * ", means this data is the worst emission level.

Note 2: Measure Level (dBμV/m) = Reading Level (dBμV) + Factor (dB/m).

Note 3: Factor (dB/m) = Cable Loss (dB) + Antenna Factor (dB/m).

Site: SIP-AC3	Test Date: 2024-06-09
Limit: FCC_2.4G_RE(3m)	Engineer: Justin Guo
Probe: HF907_102861_1-18GHz	Polarity: Vertical
EUT: ACCESS POINT	Power: AC 120V/60Hz
Test Mode: Transmit at Ant 2 - Filter 1# - 2474MHz and Ant 4 - Filter 6# - 2480MHz	

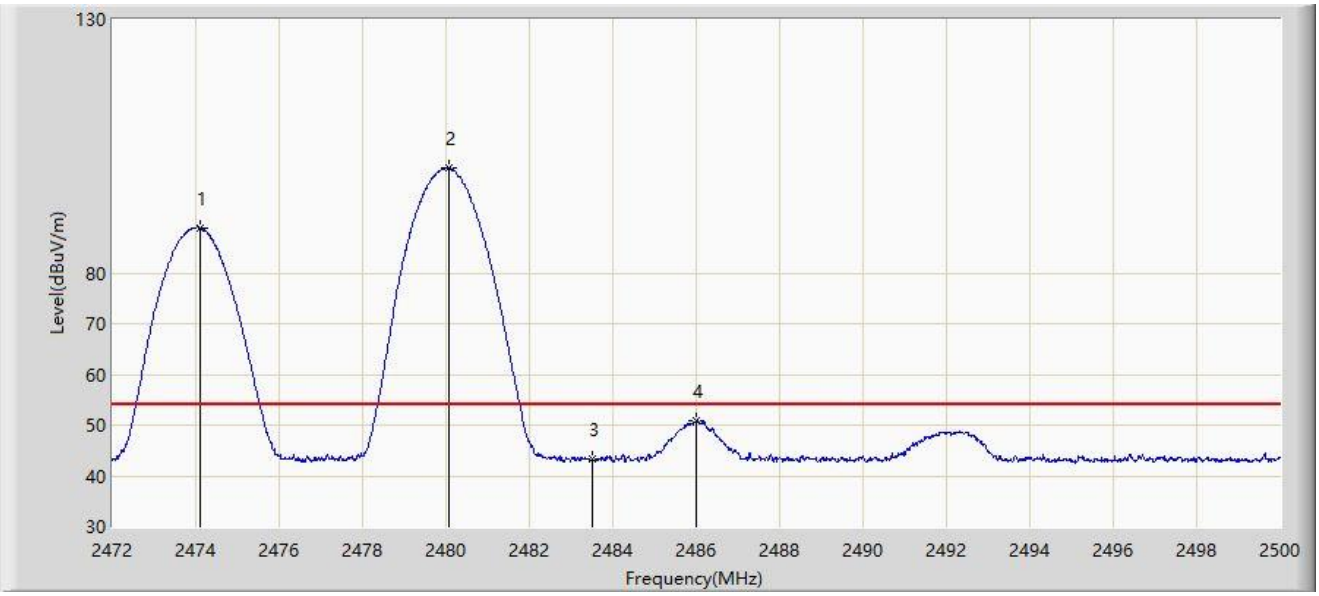

No	Mark	Frequency (MHz)	Measure Level (dBμV/m)	Reading Level (dBμV)	Margin (dB)	Limit (dBμV/m)	Factor (dB/m)	Type
1		2474.114	88.948	56.689	N/A	N/A	32.260	AV
2		2480.078	100.692	68.409	N/A	N/A	32.282	AV
3		2483.500	43.414	11.114	-10.586	54.000	32.300	AV
4	*	2486.000	50.975	18.662	-3.025	54.000	32.313	AV

Note 1: " * ", means this data is the worst emission level.

Note 2: Measure Level (dBμV/m) = Reading Level (dBμV) + Factor (dB/m).

Note 3: Factor (dB/m) = Cable Loss (dB) + Antenna Factor (dB/m).

Site: SIP-AC3	Test Date: 2024-06-09
Limit: FCC_2.4G_RE(3m)	Engineer: Justin Guo
Probe: HF907_102861_1-18GHz	Polarity: Horizontal
EUT: ACCESS POINT	Power: AC 120V/60Hz
Test Mode: Transmit at Ant 2 - Filter 1# - 2476MHz and Ant 4 - Filter 6# - 2480MHz	

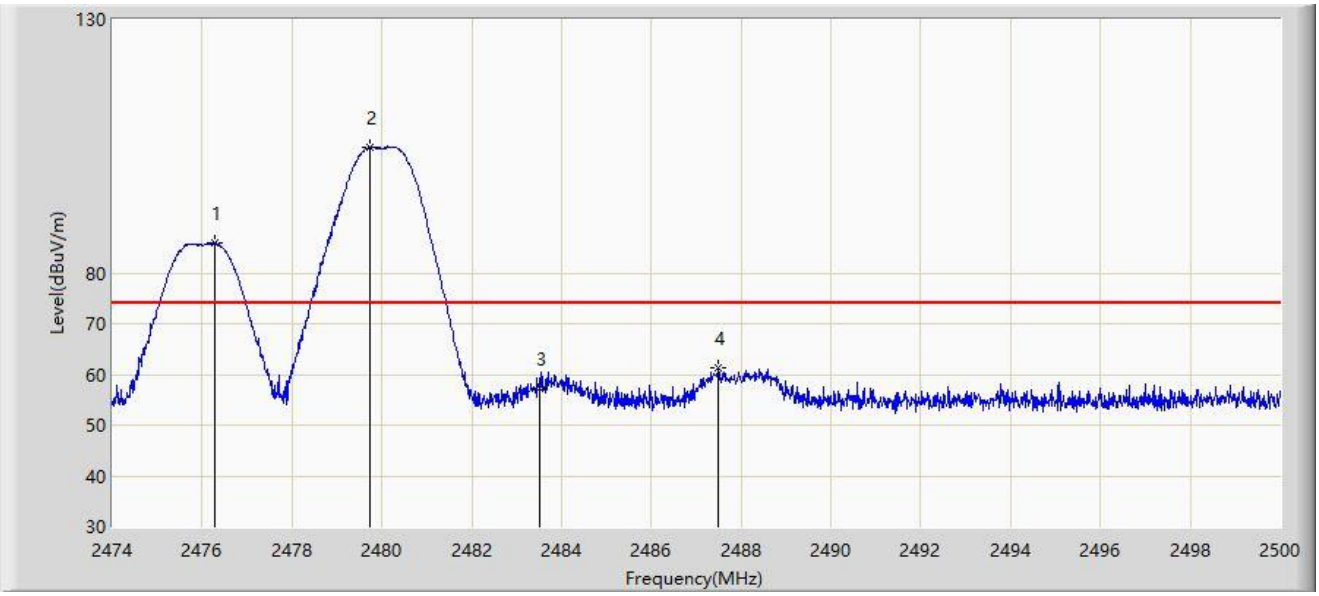

No	Mark	Frequency (MHz)	Measure Level (dBμV/m)	Reading Level (dBμV)	Margin (dB)	Limit (dBμV/m)	Factor (dB/m)	Type
1		2476.288	85.803	53.536	N/A	N/A	32.268	PK
2		2479.733	104.720	72.439	N/A	N/A	32.281	PK
3		2483.500	57.155	24.855	-16.845	74.000	32.300	PK
4	*	2487.494	61.168	28.847	-12.832	74.000	32.320	PK

Note 1: " * ", means this data is the worst emission level.

Note 2: Measure Level (dBμV/m) = Reading Level (dBμV) + Factor (dB/m).

Note 3: Factor (dB/m) = Cable Loss (dB) + Antenna Factor (dB/m).

Site: SIP-AC3	Test Date: 2024-06-09
Limit: FCC_2.4G_RE(3m)	Engineer: Justin Guo
Probe: HF907_102861_1-18GHz	Polarity: Horizontal
EUT: ACCESS POINT	Power: AC 120V/60Hz
Test Mode: Transmit at Ant 2 - Filter 1# - 2476MHz and Ant 4 - Filter 6# - 2480MHz	

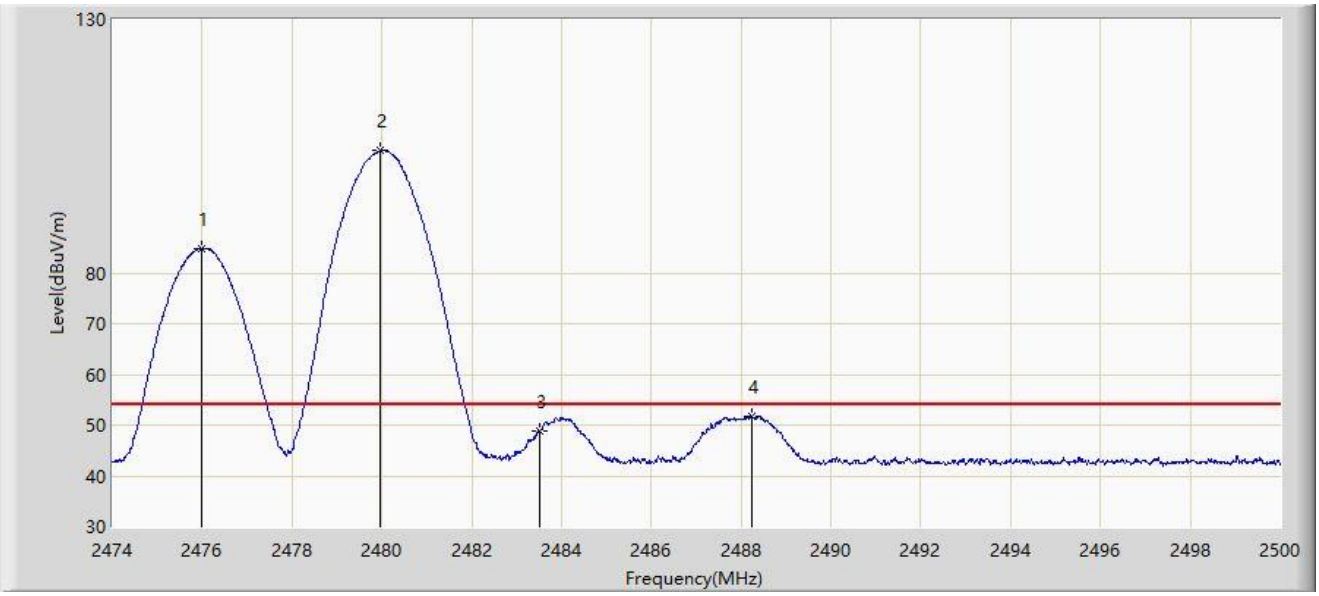

No	Mark	Frequency (MHz)	Measure Level (dBμV/m)	Reading Level (dBμV)	Margin (dB)	Limit (dBμV/m)	Factor (dB/m)	Type
1		2476.002	84.891	52.625	N/A	N/A	32.266	AV
2		2479.967	104.080	71.798	N/A	N/A	32.282	AV
3		2483.500	48.827	16.527	-5.173	54.000	32.300	AV
4	*	2488.222	51.742	19.417	-2.258	54.000	32.325	AV

Note 1: " * ", means this data is the worst emission level.

Note 2: Measure Level (dBμV/m) = Reading Level (dBμV) + Factor (dB/m).

Note 3: Factor (dB/m) = Cable Loss (dB) + Antenna Factor (dB/m).

Site: SIP-AC3	Test Date: 2024-06-09
Limit: FCC_2.4G_RE(3m)	Engineer: Justin Guo
Probe: HF907_102861_1-18GHz	Polarity: Vertical
EUT: ACCESS POINT	Power: AC 120V/60Hz
Test Mode: Transmit at Ant 2 - Filter 1# - 2476MHz and Ant 4 - Filter 6# - 2480MHz	

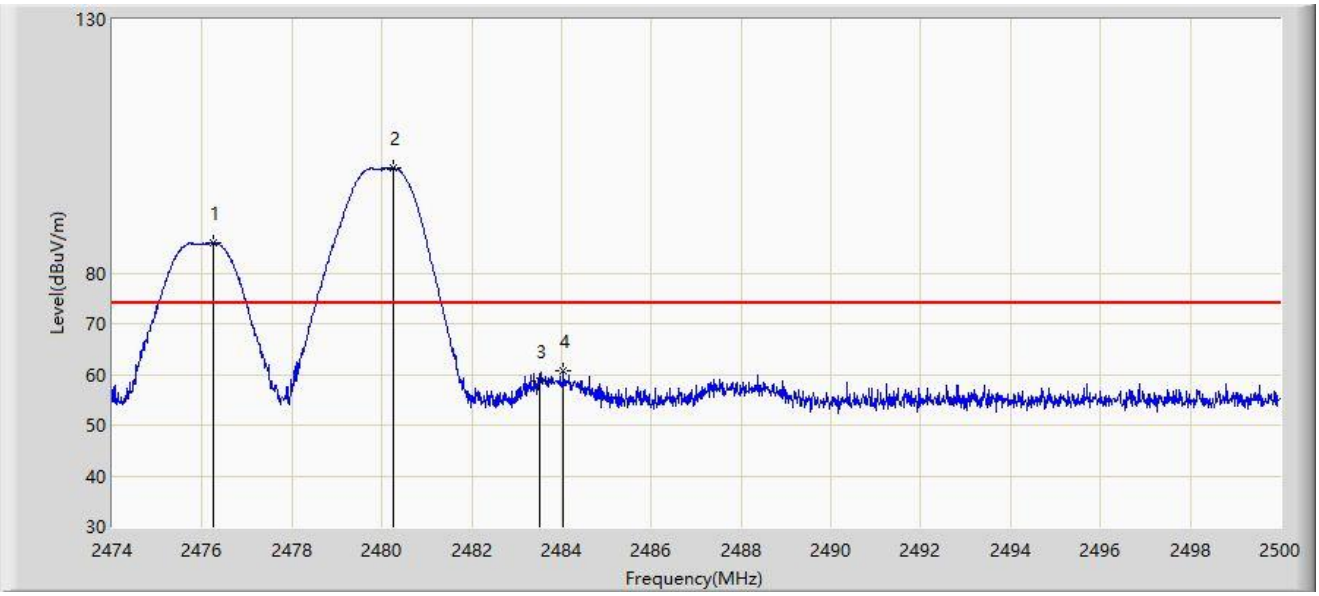

No	Mark	Frequency (MHz)	Measure Level (dBμV/m)	Reading Level (dBμV)	Margin (dB)	Limit (dBμV/m)	Factor (dB/m)	Type
1		2476.249	85.899	53.632	N/A	N/A	32.268	PK
2		2480.253	100.672	68.389	N/A	N/A	32.283	PK
3		2483.500	58.813	26.513	-15.187	74.000	32.300	PK
4	*	2484.036	60.610	28.307	-13.390	74.000	32.303	PK

Note 1: " * ", means this data is the worst emission level.

Note 2: Measure Level (dBμV/m) = Reading Level (dBμV) + Factor (dB/m).

Note 3: Factor (dB/m) = Cable Loss (dB) + Antenna Factor (dB/m).

Site: SIP-AC3	Test Date: 2024-06-09
Limit: FCC_2.4G_RE(3m)	Engineer: Justin Guo
Probe: HF907_102861_1-18GHz	Polarity: Vertical
EUT: ACCESS POINT	Power: AC 120V/60Hz
Test Mode: Transmit at Ant 2 - Filter 1# - 2476MHz and Ant 4 - Filter 6# - 2480MHz	

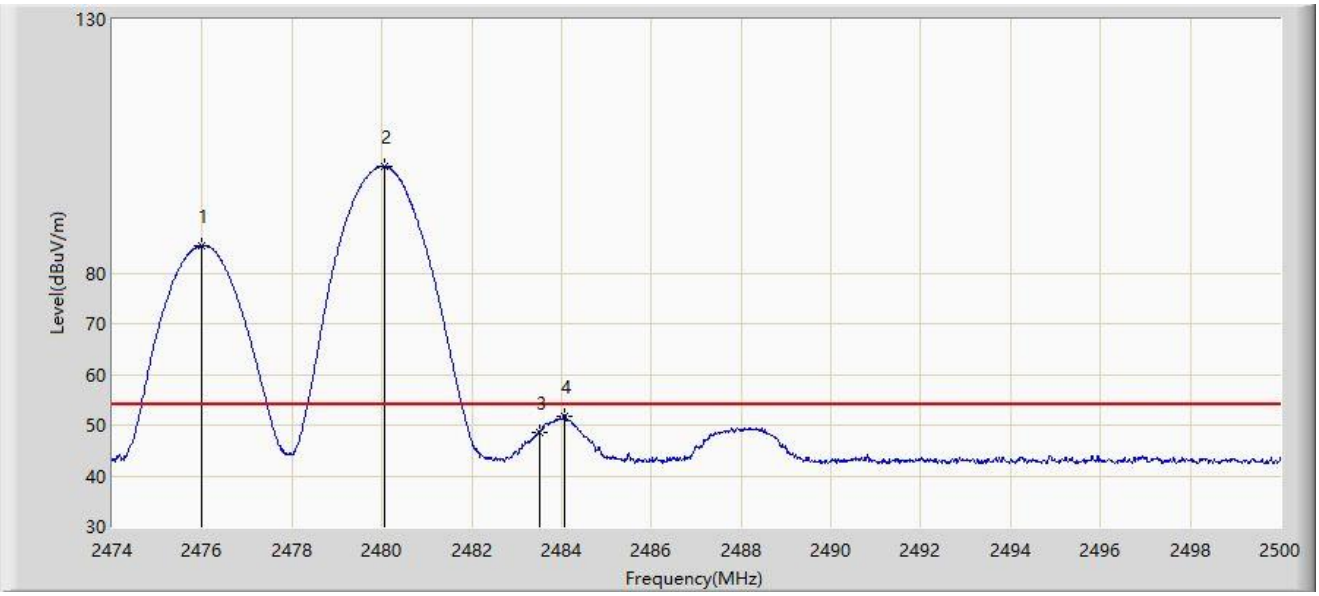

No	Mark	Frequency (MHz)	Measure Level (dBμV/m)	Reading Level (dBμV)	Margin (dB)	Limit (dBμV/m)	Factor (dB/m)	Type
1		2476.002	85.388	53.122	N/A	N/A	32.266	AV
2		2480.058	101.006	68.724	N/A	N/A	32.282	AV
3		2483.500	48.515	16.215	-5.485	54.000	32.300	AV
4	*	2484.062	51.884	19.581	-2.116	54.000	32.303	AV

Note 1: " * ", means this data is the worst emission level.

Note 2: Measure Level (dBμV/m) = Reading Level (dBμV) + Factor (dB/m).

Note 3: Factor (dB/m) = Cable Loss (dB) + Antenna Factor (dB/m).

Site: SIP-AC3	Test Date: 2024-06-09
Limit: FCC_2.4G_RE(3m)	Engineer: Justin Guo
Probe: HF907_102861_1-18GHz	Polarity: Horizontal
EUT: ACCESS POINT	Power: AC 120V/60Hz
Test Mode: Transmit at Ant 2 - Filter 1# - 2478MHz and Ant 4 - Filter 6# - 2480MHz	

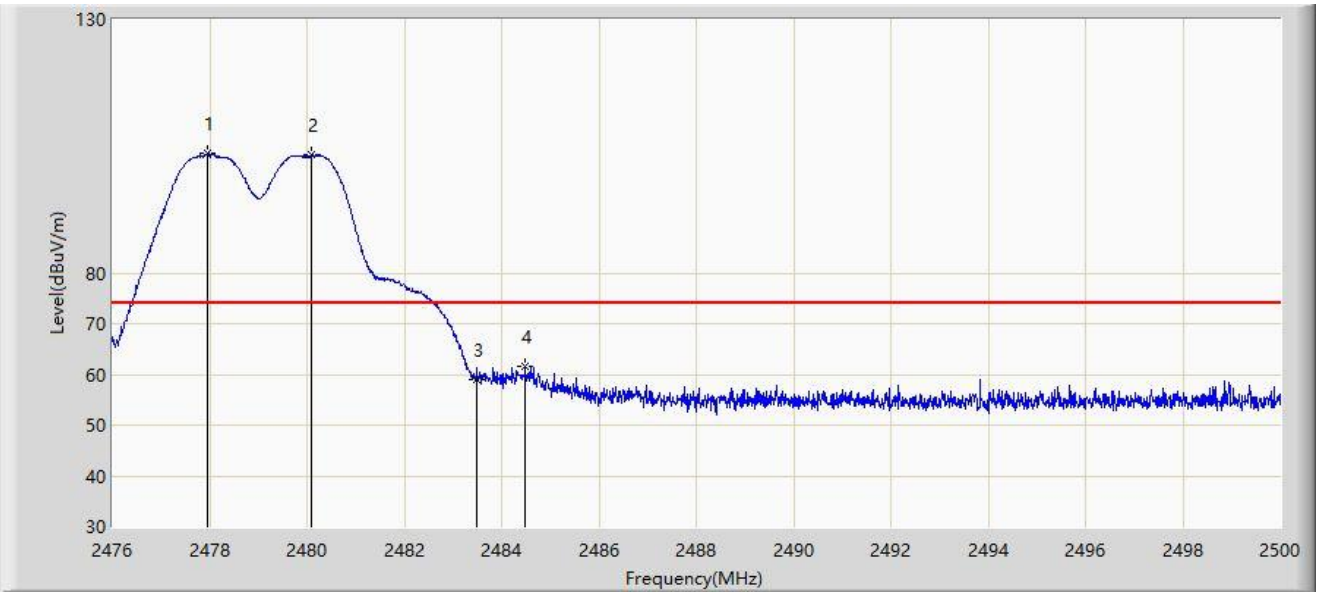

No	Mark	Frequency (MHz)	Measure Level (dBμV/m)	Reading Level (dBμV)	Margin (dB)	Limit (dBμV/m)	Factor (dB/m)	Type
1		2477.944	103.548	71.275	N/A	N/A	32.273	PK
2		2480.104	103.291	71.008	N/A	N/A	32.283	PK
3		2483.500	59.094	26.794	-14.906	74.000	32.300	PK
4	*	2484.484	61.512	29.207	-12.488	74.000	32.305	PK

Note 1: " * ", means this data is the worst emission level.

Note 2: Measure Level (dBμV/m) = Reading Level (dBμV) + Factor (dB/m).

Note 3: Factor (dB/m) = Cable Loss (dB) + Antenna Factor (dB/m).

Site: SIP-AC3	Test Date: 2024-06-09
Limit: FCC_2.4G_RE(3m)	Engineer: Justin Guo
Probe: HF907_102861_1-18GHz	Polarity: Horizontal
EUT: ACCESS POINT	Power: AC 120V/60Hz
Test Mode: Transmit at Ant 2 - Filter 1# - 2478MHz and Ant 4 - Filter 6# - 2480MHz	

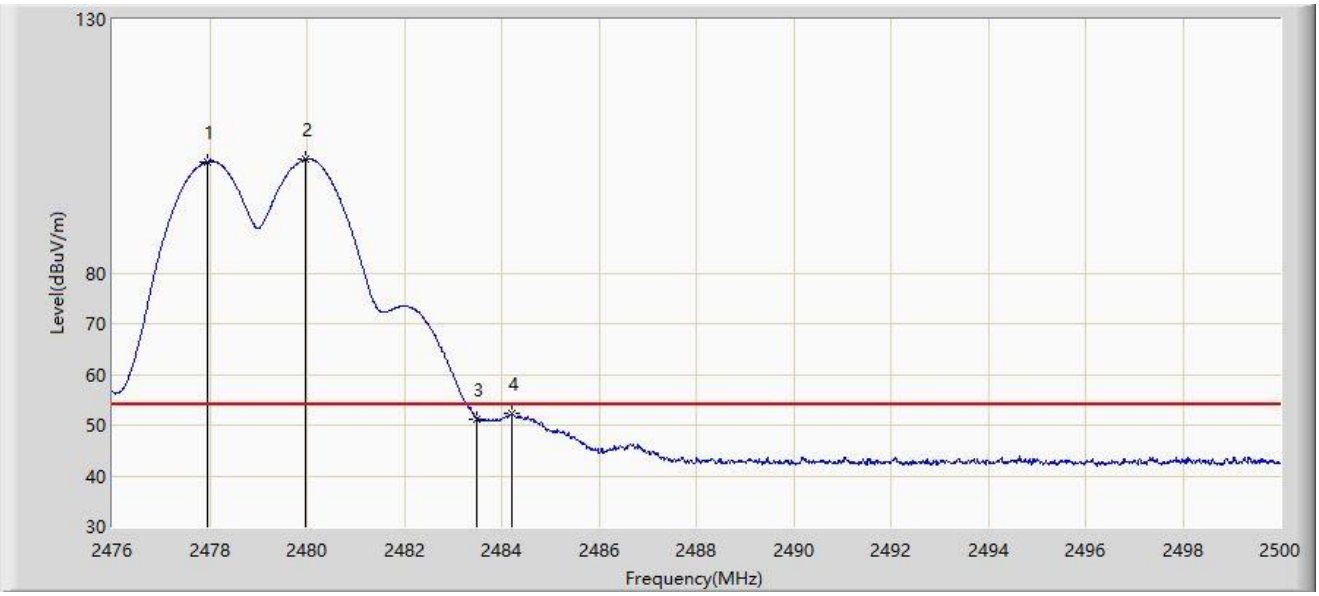

No	Mark	Frequency (MHz)	Measure Level (dBμV/m)	Reading Level (dBμV)	Margin (dB)	Limit (dBμV/m)	Factor (dB/m)	Type
1		2477.968	101.935	69.662	N/A	N/A	32.273	AV
2		2479.984	102.429	70.147	N/A	N/A	32.282	AV
3		2483.500	51.179	18.879	-2.821	54.000	32.300	AV
4	*	2484.208	52.435	20.131	-1.565	54.000	32.304	AV

Note 1: " * ", means this data is the worst emission level.

Note 2: Measure Level (dBμV/m) = Reading Level (dBμV) + Factor (dB/m).

Note 3: Factor (dB/m) = Cable Loss (dB) + Antenna Factor (dB/m).

Site: SIP-AC3	Test Date: 2024-06-09
Limit: FCC_2.4G_RE(3m)	Engineer: Justin Guo
Probe: HF907_102861_1-18GHz	Polarity: Vertical
EUT: ACCESS POINT	Power: AC 120V/60Hz
Test Mode: Transmit at Ant 2 - Filter 1# - 2478MHz and Ant 4 - Filter 6# - 2480MHz	

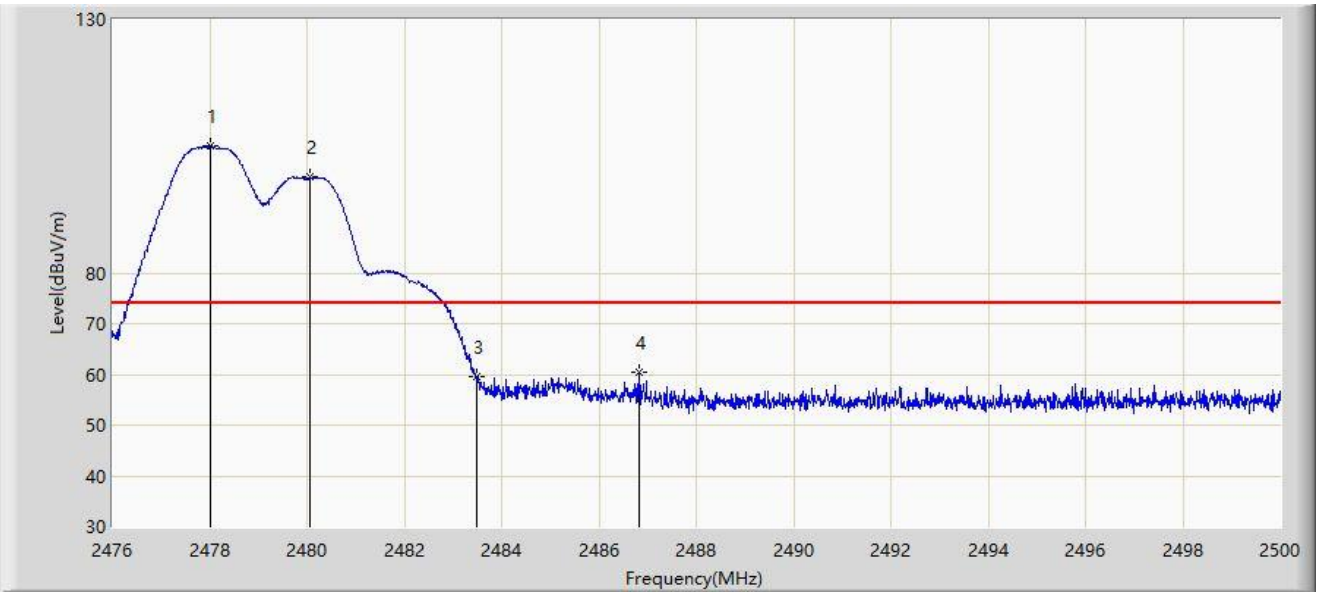

No	Mark	Frequency (MHz)	Measure Level (dBμV/m)	Reading Level (dBμV)	Margin (dB)	Limit (dBμV/m)	Factor (dB/m)	Type
1		2478.004	104.936	72.663	N/A	N/A	32.273	PK
2		2480.068	98.887	66.604	N/A	N/A	32.282	PK
3		2483.500	59.437	27.137	-14.563	74.000	32.300	PK
4	*	2486.836	60.363	28.045	-13.637	74.000	32.317	PK

Note 1: " * ", means this data is the worst emission level.

Note 2: Measure Level (dBμV/m) = Reading Level (dBμV) + Factor (dB/m).

Note 3: Factor (dB/m) = Cable Loss (dB) + Antenna Factor (dB/m).

Site: SIP-AC3	Test Date: 2024-06-09
Limit: FCC_2.4G_RE(3m)	Engineer: Justin Guo
Probe: HF907_102861_1-18GHz	Polarity: Vertical
EUT: ACCESS POINT	Power: AC 120V/60Hz
Test Mode: Transmit at Ant 2 - Filter 1# - 2478MHz and Ant 4 - Filter 6# - 2480MHz	

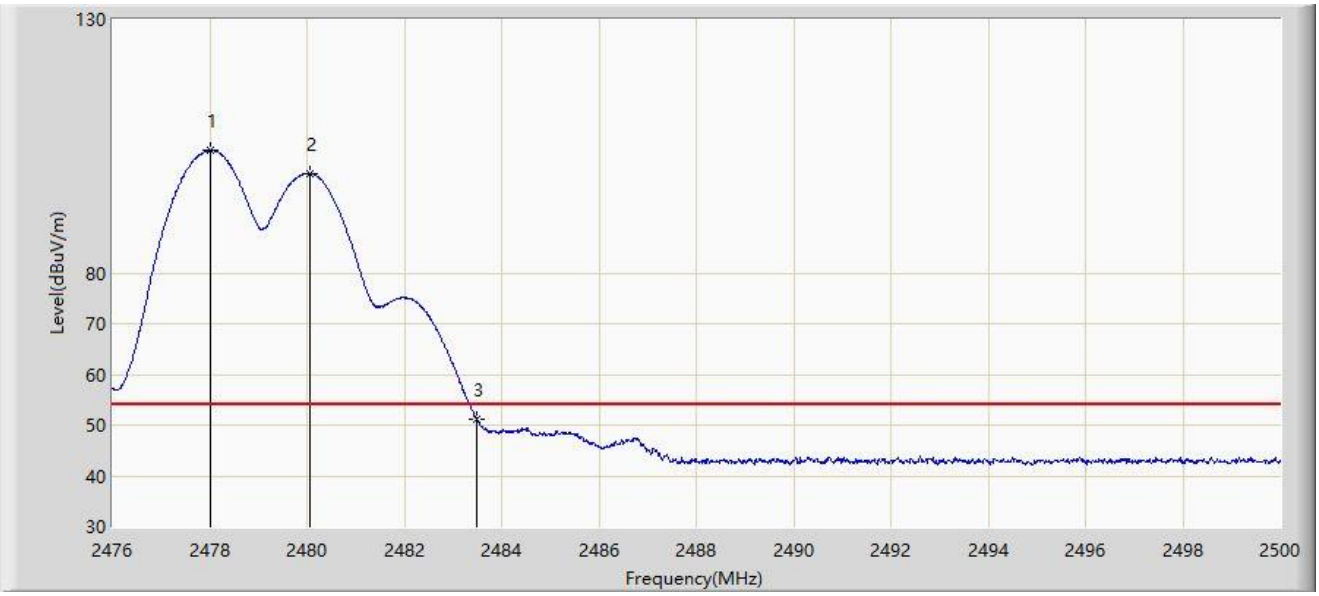

No	Mark	Frequency (MHz)	Measure Level (dBμV/m)	Reading Level (dBμV)	Margin (dB)	Limit (dBμV/m)	Factor (dB/m)	Type
1		2478.004	104.197	71.924	N/A	N/A	32.273	AV
2		2480.056	99.653	67.371	N/A	N/A	32.282	AV
3	*	2483.500	51.030	18.730	-2.970	54.000	32.300	AV

Note 1: " * ", means this data is the worst emission level.

Note 2: Measure Level (dBμV/m) = Reading Level (dBμV) + Factor (dB/m).

Note 3: Factor (dB/m) = Cable Loss (dB) + Antenna Factor (dB/m).

Mode 5 – Same power value of two radios:

Site: SIP-AC3	Test Date: 2024-05-19
Limit: FCC_2.4G_RE(3m)	Engineer: Oliver Cheng
Probe: HF907_102861_1-18GHz	Polarity: Horizontal
EUT: ACCESS POINT	Power: AC 120V/60Hz
Test Mode: Transmit at Ant 2 - Filter 1# - 2402MHz and Ant 1 - Filter 7# - 2404MHz	

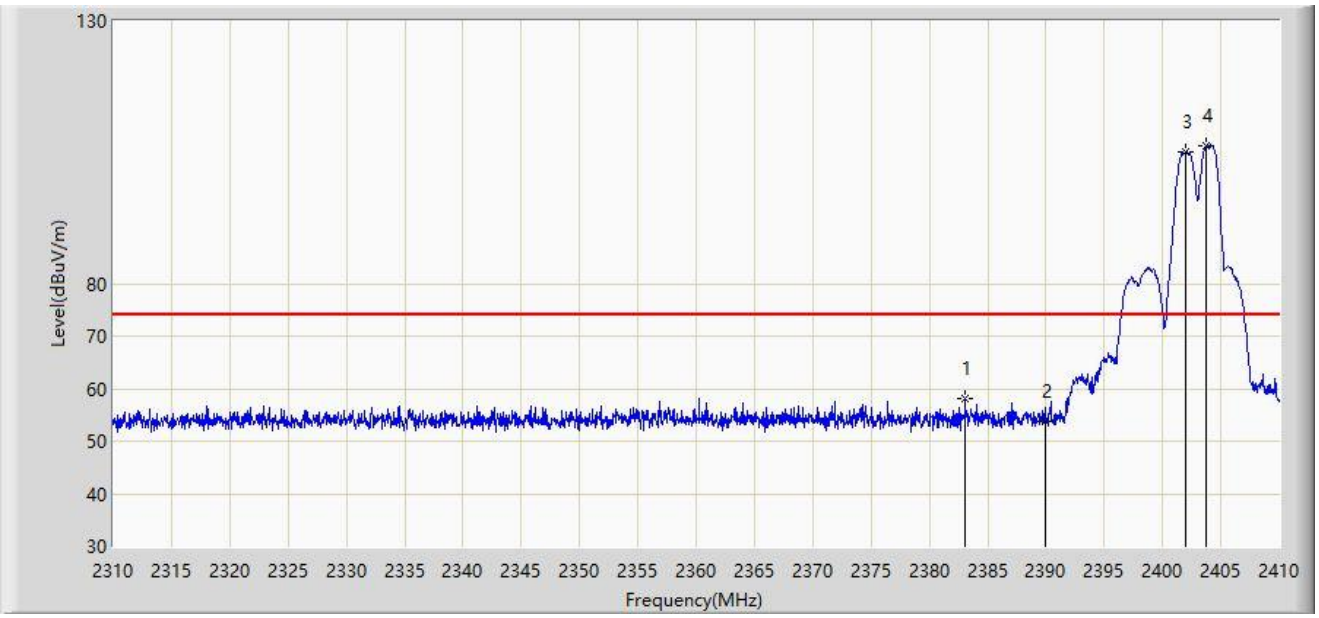

No	Mark	Frequency (MHz)	Measure Level (dBμV/m)	Reading Level (dBμV)	Margin (dB)	Limit (dBμV/m)	Factor (dB/m)	Type
1	*	2383.050	58.069	26.060	-15.931	74.000	32.009	PK
2		2390.000	53.756	21.733	-20.244	74.000	32.023	PK
3		2402.000	105.031	72.993	N/A	N/A	32.037	PK
4		2403.750	106.252	74.213	N/A	N/A	32.039	PK

Note 1: " * ", means this data is the worst emission level.

Note 2: Measure Level (dBμV/m) = Reading Level (dBμV) + Factor (dB/m).

Note 3: Factor (dB/m) = Cable Loss (dB) + Antenna Factor (dB/m).

Site: SIP-AC3	Test Date: 2024-05-19
Limit: FCC_2.4G_RE(3m)	Engineer: Oliver Cheng
Probe: HF907_102861_1-18GHz	Polarity: Horizontal
EUT: ACCESS POINT	Power: AC 120V/60Hz
Test Mode: Transmit at Ant 2 - Filter 1# - 2402MHz and Ant 1 - Filter 7# - 2404MHz	

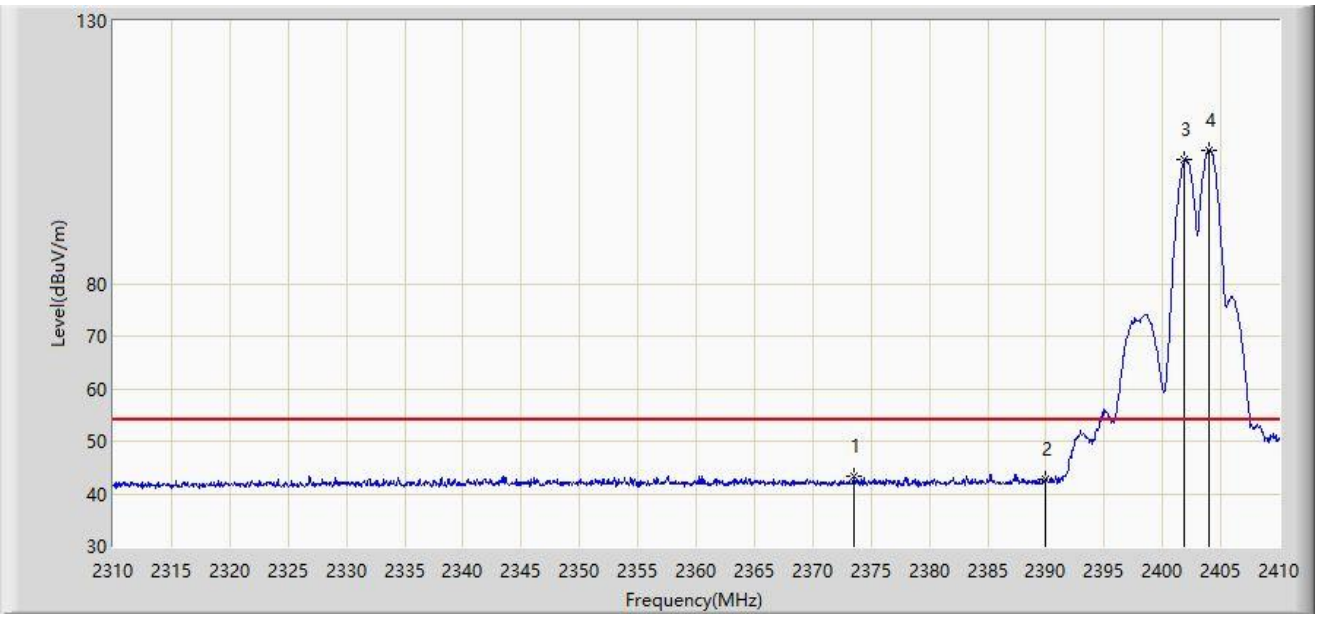

No	Mark	Frequency (MHz)	Measure Level (dBµV/m)	Reading Level (dBµV)	Margin (dB)	Limit (dBµV/m)	Factor (dB/m)	Type
1	*	2373.550	43.239	11.258	-10.761	54.000	31.981	AV
2		2390.000	42.841	10.818	-11.159	54.000	32.023	AV
3		2401.900	103.566	71.528	N/A	N/A	32.038	AV
4		2403.950	105.381	73.342	N/A	N/A	32.039	AV

Note 1: " * ", means this data is the worst emission level.

Note 2: Measure Level (dBµV/m) = Reading Level (dBµV) + Factor (dB/m).

Note 3: Factor (dB/m) = Cable Loss (dB) + Antenna Factor (dB/m).

Site: SIP-AC3	Test Date: 2024-05-19
Limit: FCC_2.4G_RE(3m)	Engineer: Oliver Cheng
Probe: HF907_102861_1-18GHz	Polarity: Vertical
EUT: ACCESS POINT	Power: AC 120V/60Hz
Test Mode: Transmit at Ant 2 - Filter 1# - 2402MHz and Ant 1 - Filter 7# - 2404MHz	

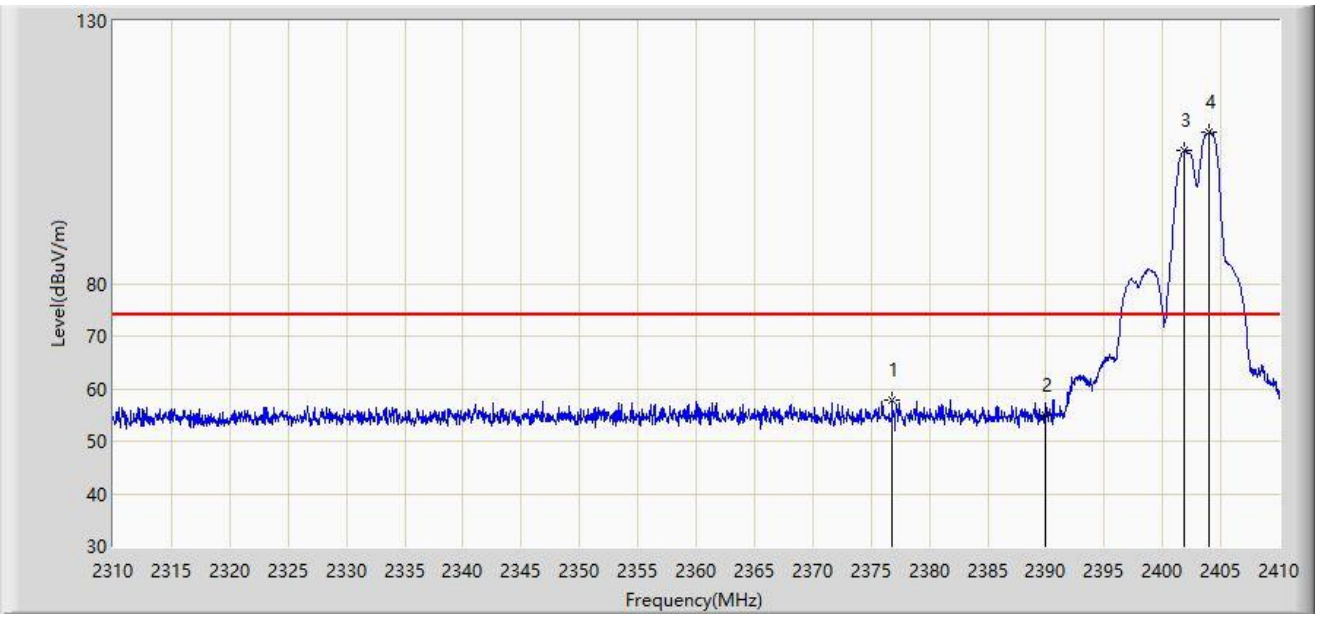

No	Mark	Frequency (MHz)	Measure Level (dBµV/m)	Reading Level (dBµV)	Margin (dB)	Limit (dBµV/m)	Factor (dB/m)	Type
1	*	2376.800	57.815	25.819	-16.185	74.000	31.996	PK
2		2390.000	54.822	22.799	-19.178	74.000	32.023	PK
3		2401.900	105.442	73.404	N/A	N/A	32.038	PK
4		2404.000	108.758	76.719	N/A	N/A	32.039	PK

Note 1: " * ", means this data is the worst emission level.

Note 2: Measure Level (dBµV/m) = Reading Level (dBµV) + Factor (dB/m).

Note 3: Factor (dB/m) = Cable Loss (dB) + Antenna Factor (dB/m).

Site: SIP-AC3	Test Date: 2024-05-19
Limit: FCC_2.4G_RE(3m)	Engineer: Oliver Cheng
Probe: HF907_102861_1-18GHz	Polarity: Vertical
EUT: ACCESS POINT	Power: AC 120V/60Hz
Test Mode: Transmit at Ant 2 - Filter 1# - 2402MHz and Ant 1 - Filter 7# - 2404MHz	

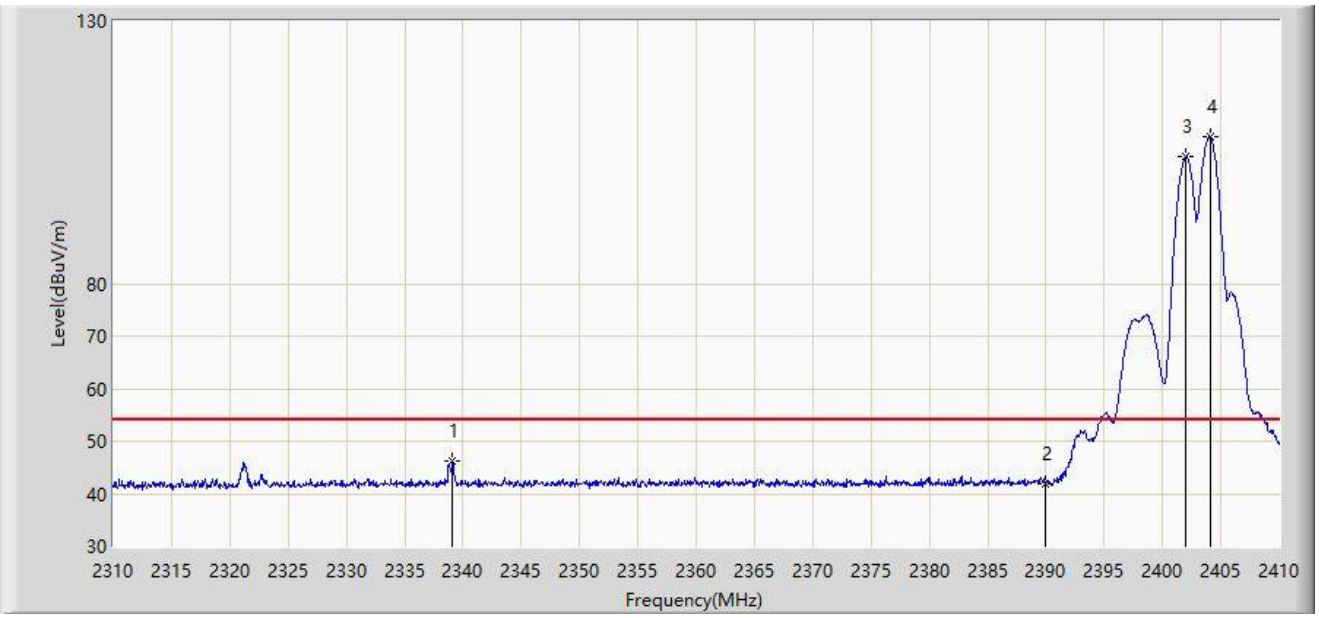

No	Mark	Frequency (MHz)	Measure Level (dBµV/m)	Reading Level (dBµV)	Margin (dB)	Limit (dBµV/m)	Factor (dB/m)	Type
1	*	2339.100	46.270	14.540	-7.730	54.000	31.730	AV
2		2390.000	41.997	9.974	-12.003	54.000	32.023	AV
3		2401.950	104.074	72.036	N/A	N/A	32.038	AV
4		2404.050	107.868	75.829	N/A	N/A	32.040	AV

Note 1: " * ", means this data is the worst emission level.

Note 2: Measure Level (dBµV/m) = Reading Level (dBµV) + Factor (dB/m).

Note 3: Factor (dB/m) = Cable Loss (dB) + Antenna Factor (dB/m).

Site: SIP-AC3	Test Date: 2024-05-19
Limit: FCC_2.4G_RE(3m)	Engineer: Oliver Cheng
Probe: HF907_102861_1-18GHz	Polarity: Horizontal
EUT: ACCESS POINT	Power: AC 120V/60Hz
Test Mode: Transmit at Ant 2 - Filter 1# - 2404MHz and Ant 1 - Filter 7# - 2402MHz	

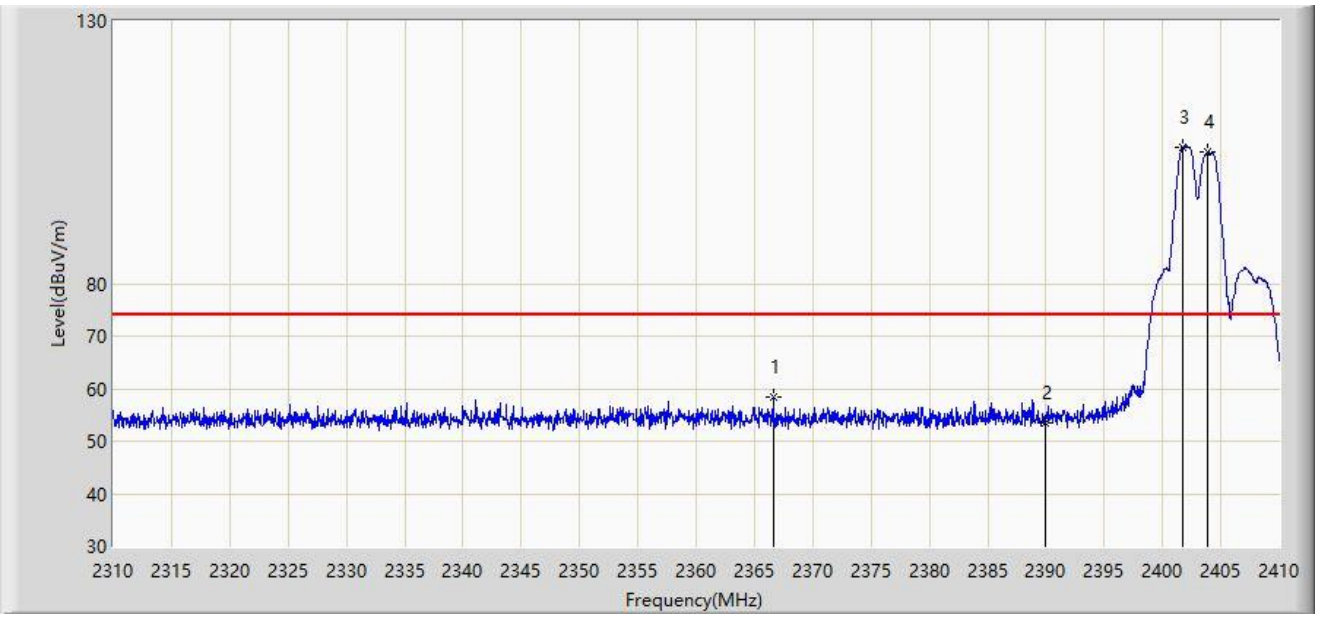

No	Mark	Frequency (MHz)	Measure Level (dBµV/m)	Reading Level (dBµV)	Margin (dB)	Limit (dBµV/m)	Factor (dB/m)	Type
1	*	2366.600	58.346	26.399	-15.654	74.000	31.948	PK
2		2390.000	53.527	21.504	-20.473	74.000	32.023	PK
3		2401.700	105.966	73.929	N/A	N/A	32.037	PK
4		2403.900	105.065	73.026	N/A	N/A	32.039	PK

Note 1: " * ", means this data is the worst emission level.

Note 2: Measure Level (dBµV/m) = Reading Level (dBµV) + Factor (dB/m).

Note 3: Factor (dB/m) = Cable Loss (dB) + Antenna Factor (dB/m).

Site: SIP-AC3	Test Date: 2024-05-19
Limit: FCC_2.4G_RE(3m)	Engineer: Oliver Cheng
Probe: HF907_102861_1-18GHz	Polarity: Horizontal
EUT: ACCESS POINT	Power: AC 120V/60Hz
Test Mode: Transmit at Ant 2 - Filter 1# - 2404MHz and Ant 1 - Filter 7# - 2402MHz	

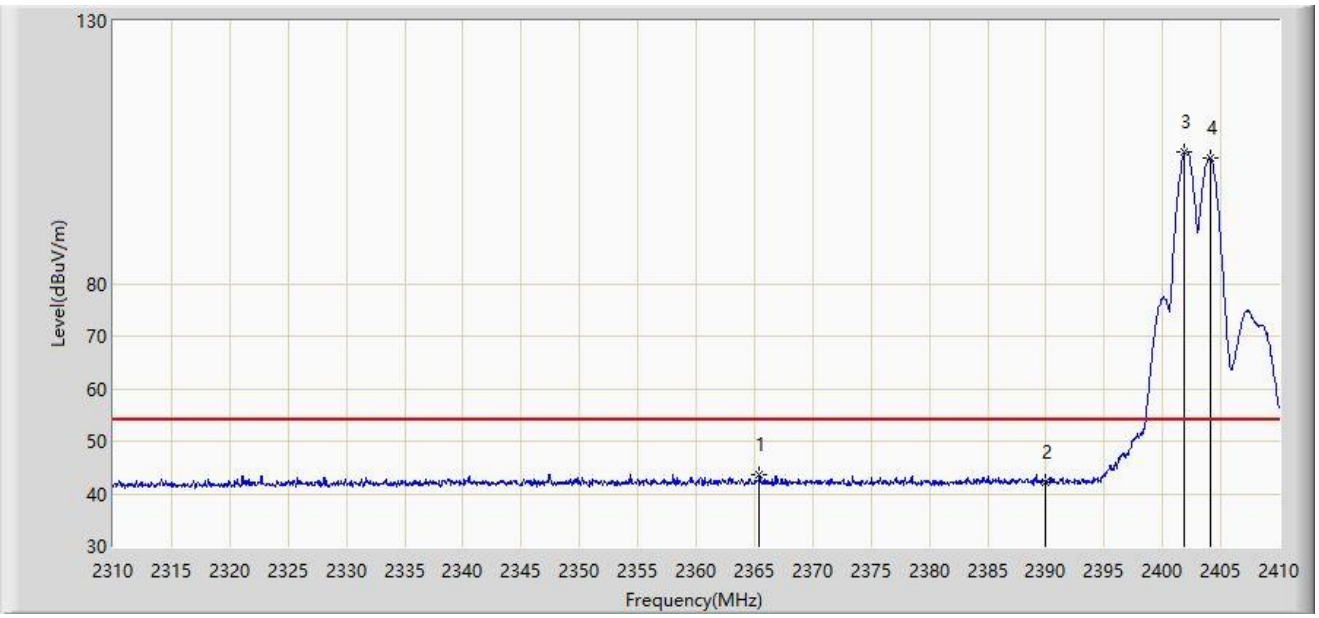

No	Mark	Frequency (MHz)	Measure Level (dBµV/m)	Reading Level (dBµV)	Margin (dB)	Limit (dBµV/m)	Factor (dB/m)	Type
1	*	2365.450	43.603	11.661	-10.397	54.000	31.942	AV
2		2390.000	42.265	10.242	-11.735	54.000	32.023	AV
3		2401.900	105.062	73.024	N/A	N/A	32.038	AV
4		2404.050	103.787	71.748	N/A	N/A	32.040	AV

Note 1: " * ", means this data is the worst emission level.

Note 2: Measure Level (dBµV/m) = Reading Level (dBµV) + Factor (dB/m).

Note 3: Factor (dB/m) = Cable Loss (dB) + Antenna Factor (dB/m).

Site: SIP-AC3	Test Date: 2024-05-19
Limit: FCC_2.4G_RE(3m)	Engineer: Oliver Cheng
Probe: HF907_102861_1-18GHz	Polarity: Vertical
EUT: ACCESS POINT	Power: AC 120V/60Hz
Test Mode: Transmit at Ant 2 - Filter 1# - 2404MHz and Ant 1 - Filter 7# - 2402MHz	

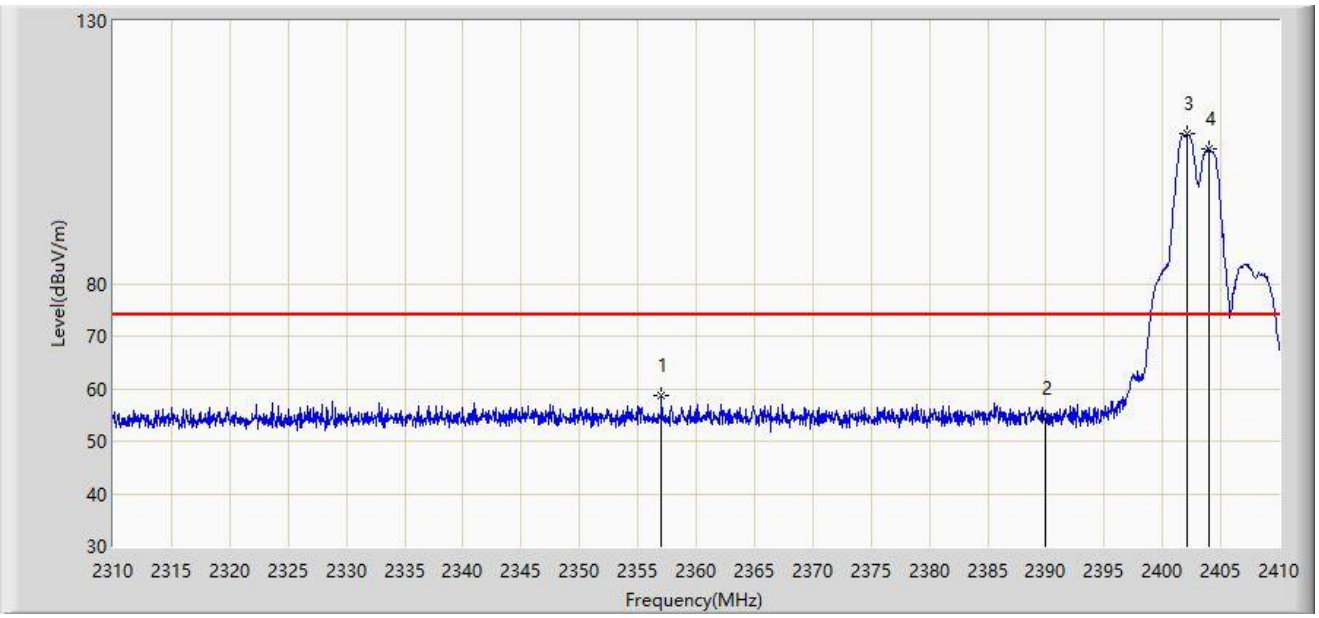

No	Mark	Frequency (MHz)	Measure Level (dBµV/m)	Reading Level (dBµV)	Margin (dB)	Limit (dBµV/m)	Factor (dB/m)	Type
1	*	2357.050	58.596	26.708	-15.404	74.000	31.888	PK
2		2390.000	54.303	22.280	-19.697	74.000	32.023	PK
3		2402.050	108.541	76.503	N/A	N/A	32.037	PK
4		2403.950	105.625	73.586	N/A	N/A	32.039	PK

Note 1: " * ", means this data is the worst emission level.

Note 2: Measure Level (dBµV/m) = Reading Level (dBµV) + Factor (dB/m).

Note 3: Factor (dB/m) = Cable Loss (dB) + Antenna Factor (dB/m).

Site: SIP-AC3	Test Date: 2024-05-19
Limit: FCC_2.4G_RE(3m)	Engineer: Oliver Cheng
Probe: HF907_102861_1-18GHz	Polarity: Vertical
EUT: ACCESS POINT	Power: AC 120V/60Hz
Test Mode: Transmit at Ant 2 - Filter 1# - 2404MHz and Ant 1 - Filter 7# - 2402MHz	

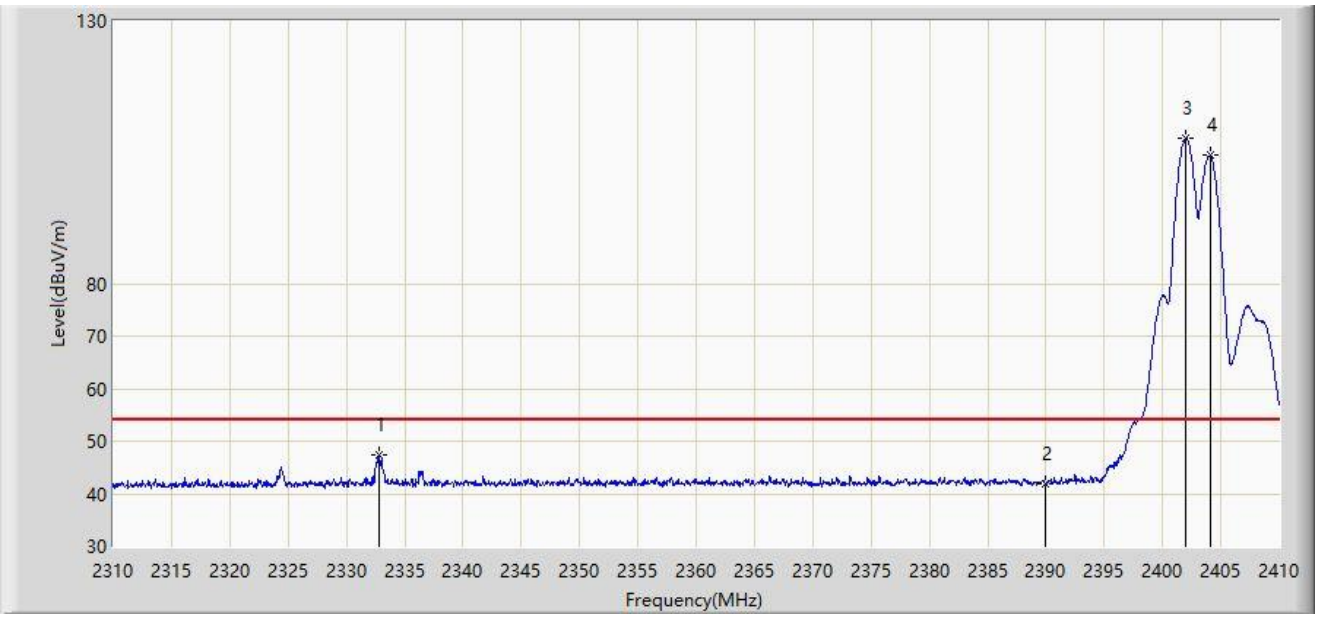

No	Mark	Frequency (MHz)	Measure Level (dBµV/m)	Reading Level (dBµV)	Margin (dB)	Limit (dBµV/m)	Factor (dB/m)	Type
1	*	2332.800	47.247	15.559	-6.753	54.000	31.688	AV
2		2390.000	41.776	9.753	-12.224	54.000	32.023	AV
3		2402.000	107.598	75.560	N/A	N/A	32.037	AV
4		2404.050	104.391	72.352	N/A	N/A	32.040	AV

Note 1: " * ", means this data is the worst emission level.

Note 2: Measure Level (dBµV/m) = Reading Level (dBµV) + Factor (dB/m).

Note 3: Factor (dB/m) = Cable Loss (dB) + Antenna Factor (dB/m).

Site: SIP-AC3	Test Date: 2024-05-15
Limit: FCC_2.4G_RE(3m)	Engineer: Justin Guo
Probe: HF907_102861_1-18GHz	Polarity: Horizontal
EUT: ACCESS POINT	Power: AC 120V/60Hz
Test Mode: Transmit at Ant 2 - Filter 1# - 2468MHz and Ant 1 - Filter 7# - 2470MHz	

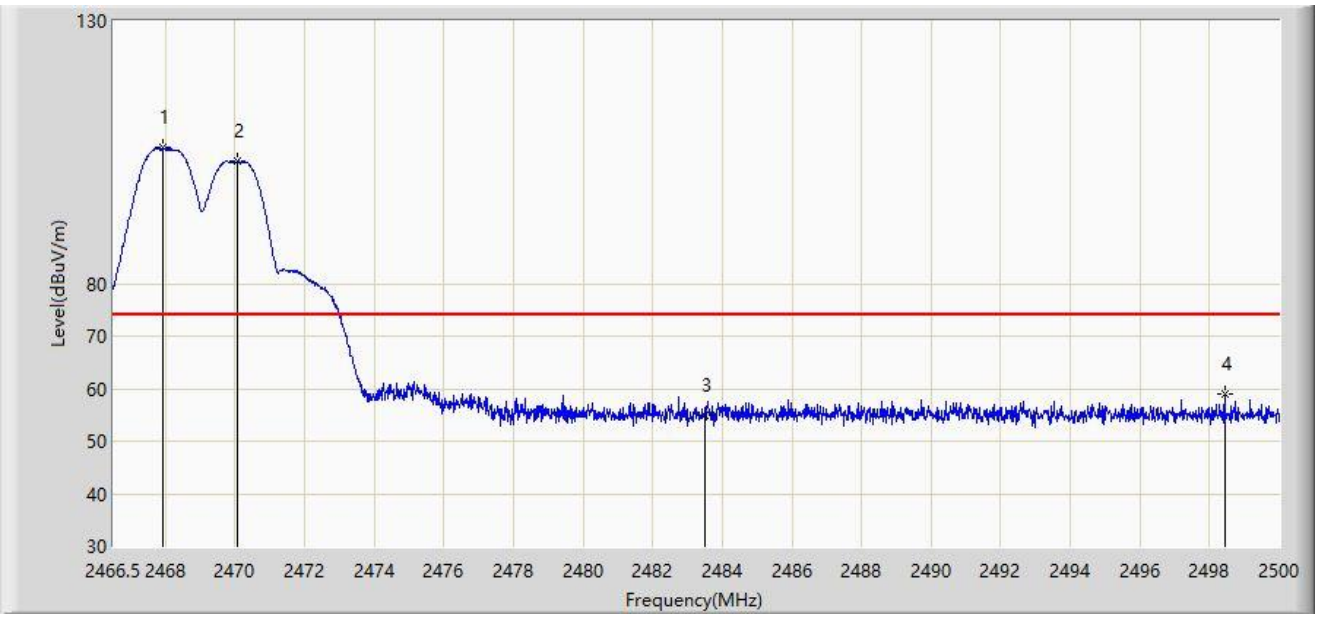

No	Mark	Frequency (MHz)	Measure Level (dBμV/m)	Reading Level (dBμV)	Margin (dB)	Limit (dBμV/m)	Factor (dB/m)	Type
1		2467.940	106.003	73.766	N/A	N/A	32.237	PK
2		2470.051	103.313	71.068	N/A	N/A	32.244	PK
3		2483.500	54.819	22.519	-19.181	74.000	32.300	PK
4	*	2498.442	58.862	26.479	-15.138	74.000	32.383	PK

Note 1: " * ", means this data is the worst emission level.

Note 2: Measure Level (dBμV/m) = Reading Level (dBμV) + Factor (dB/m).

Note 3: Factor (dB/m) = Cable Loss (dB) + Antenna Factor (dB/m).

Site: SIP-AC3	Test Date: 2024-05-15
Limit: FCC_2.4G_RE(3m)	Engineer: Justin Guo
Probe: HF907_102861_1-18GHz	Polarity: Horizontal
EUT: ACCESS POINT	Power: AC 120V/60Hz
Test Mode: Transmit at Ant 2 - Filter 1# - 2468MHz and Ant 1 - Filter 7# - 2470MHz	

No	Mark	Frequency (MHz)	Measure Level (dBμV/m)	Reading Level (dBμV)	Margin (dB)	Limit (dBμV/m)	Factor (dB/m)	Type
1		2467.991	104.588	72.351	N/A	N/A	32.237	AV
2		2470.018	102.526	70.281	N/A	N/A	32.244	AV
3		2483.500	44.910	12.610	-9.090	54.000	32.300	AV
4	*	2487.169	45.387	13.068	-8.613	54.000	32.319	AV

Note 1: " * ", means this data is the worst emission level.

Note 2: Measure Level (dBμV/m) = Reading Level (dBμV) + Factor (dB/m).

Note 3: Factor (dB/m) = Cable Loss (dB) + Antenna Factor (dB/m).

Site: SIP-AC3	Test Date: 2024-05-15
Limit: FCC_2.4G_RE(3m)	Engineer: Justin Guo
Probe: HF907_102861_1-18GHz	Polarity: Vertical
EUT: ACCESS POINT	Power: AC 120V/60Hz
Test Mode: Transmit at Ant 2 - Filter 1# - 2468MHz and Ant 1 - Filter 7# - 2470MHz	

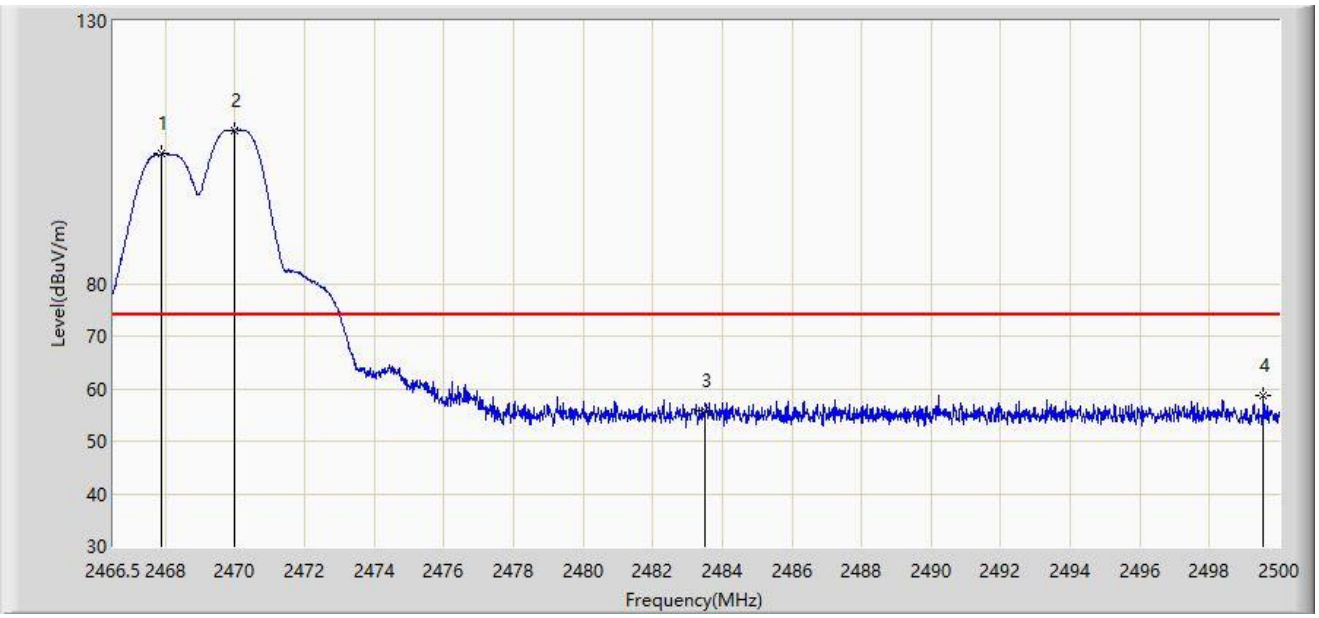

No	Mark	Frequency (MHz)	Measure Level (dBμV/m)	Reading Level (dBμV)	Margin (dB)	Limit (dBμV/m)	Factor (dB/m)	Type
1		2467.890	104.782	72.545	N/A	N/A	32.237	PK
2		2470.001	109.094	76.849	N/A	N/A	32.244	PK
3		2483.500	55.876	23.576	-18.124	74.000	32.300	PK
4	*	2499.548	58.634	26.243	-15.366	74.000	32.391	PK

Note 1: " * ", means this data is the worst emission level.

Note 2: Measure Level (dBμV/m) = Reading Level (dBμV) + Factor (dB/m).

Note 3: Factor (dB/m) = Cable Loss (dB) + Antenna Factor (dB/m).

Site: SIP-AC3	Test Date: 2024-05-15
Limit: FCC_2.4G_RE(3m)	Engineer: Justin Guo
Probe: HF907_102861_1-18GHz	Polarity: Vertical
EUT: ACCESS POINT	Power: AC 120V/60Hz
Test Mode: Transmit at Ant 2 - Filter 1# - 2468MHz and Ant 1 - Filter 7# - 2470MHz	

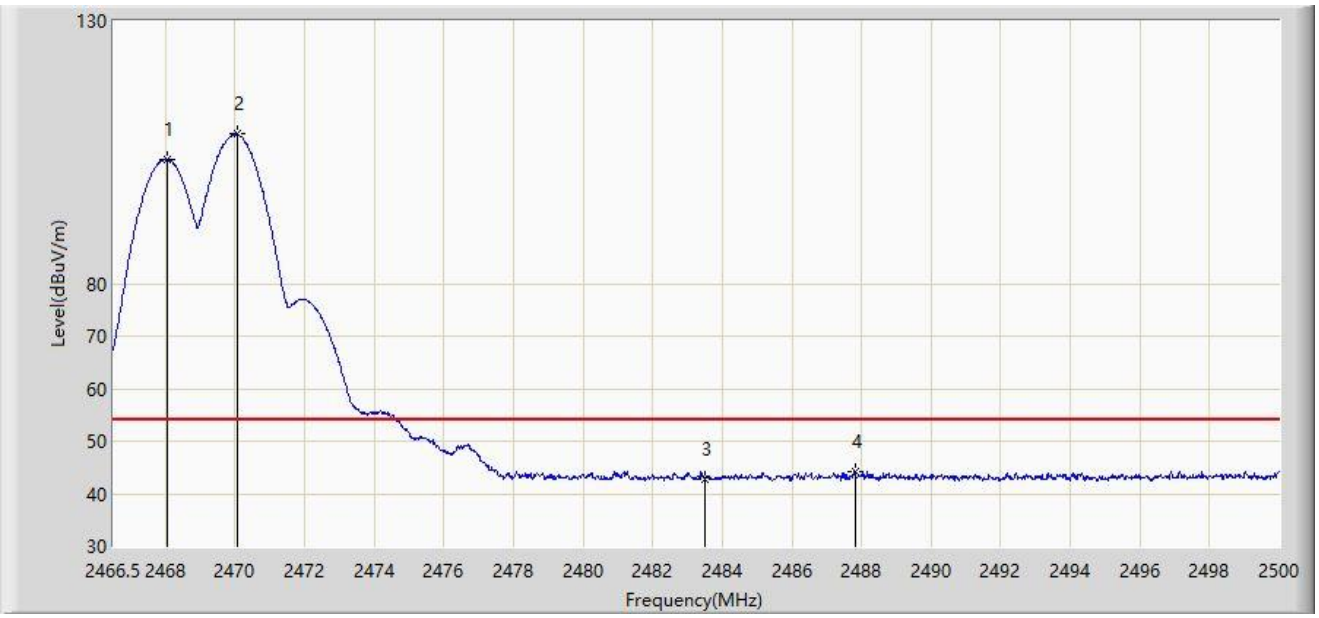

No	Mark	Frequency (MHz)	Measure Level (dBμV/m)	Reading Level (dBμV)	Margin (dB)	Limit (dBμV/m)	Factor (dB/m)	Type
1		2468.041	103.555	71.317	N/A	N/A	32.237	AV
2		2470.084	108.434	76.189	N/A	N/A	32.245	AV
3		2483.500	42.872	10.572	-11.128	54.000	32.300	AV
4	*	2487.806	44.151	11.828	-9.849	54.000	32.323	AV

Note 1: " * ", means this data is the worst emission level.

Note 2: Measure Level (dBμV/m) = Reading Level (dBμV) + Factor (dB/m).

Note 3: Factor (dB/m) = Cable Loss (dB) + Antenna Factor (dB/m).

Site: SIP-AC3	Test Date: 2024-05-15
Limit: FCC_2.4G_RE(3m)	Engineer: Justin Guo
Probe: HF907_102861_1-18GHz	Polarity: Horizontal
EUT: ACCESS POINT	Power: AC 120V/60Hz
Test Mode: Transmit at Ant 2 - Filter 1# - 2468MHz and Ant 1 - Filter 7# - 2472MHz	

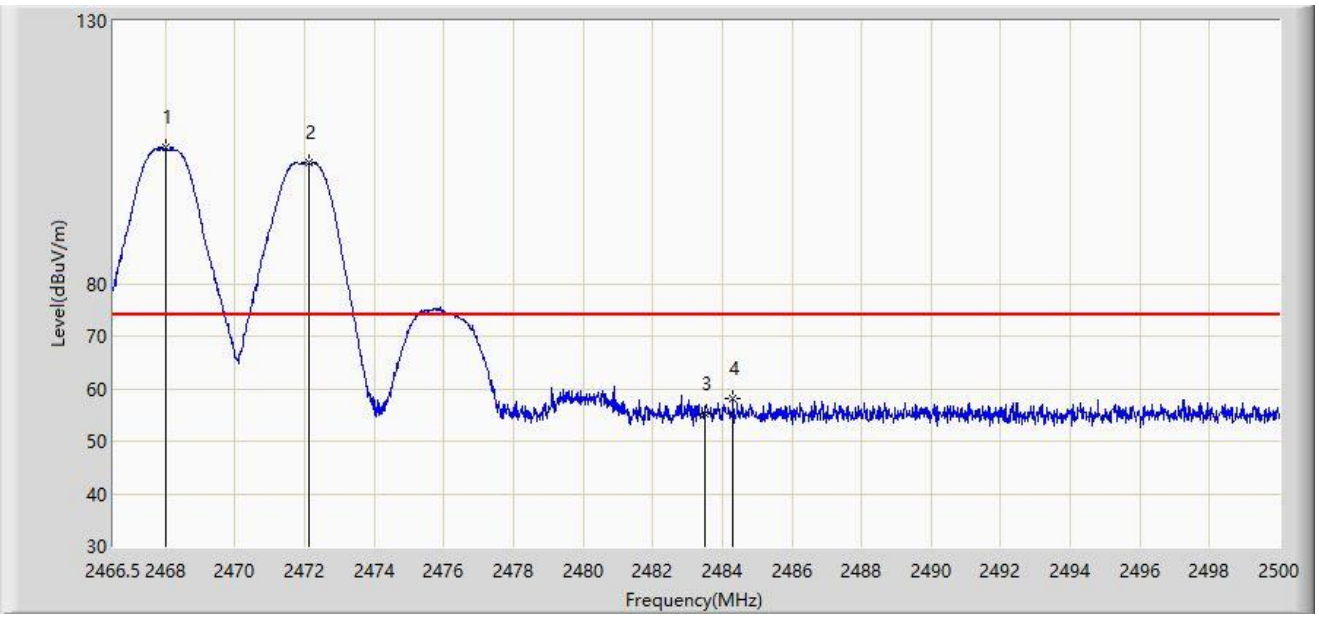

No	Mark	Frequency (MHz)	Measure Level (dBμV/m)	Reading Level (dBμV)	Margin (dB)	Limit (dBμV/m)	Factor (dB/m)	Type
1		2467.991	105.987	73.750	N/A	N/A	32.237	PK
2		2472.145	103.150	70.898	N/A	N/A	32.252	PK
3		2483.500	55.181	22.881	-18.819	74.000	32.300	PK
4	*	2484.305	58.023	25.719	-15.977	74.000	32.305	PK

Note 1: " * ", means this data is the worst emission level.

Note 2: Measure Level (dBμV/m) = Reading Level (dBμV) + Factor (dB/m).

Note 3: Factor (dB/m) = Cable Loss (dB) + Antenna Factor (dB/m).

Site: SIP-AC3	Test Date: 2024-05-15
Limit: FCC_2.4G_RE(3m)	Engineer: Justin Guo
Probe: HF907_102861_1-18GHz	Polarity: Horizontal
EUT: ACCESS POINT	Power: AC 120V/60Hz
Test Mode: Transmit at Ant 2 - Filter 1# - 2468MHz and Ant 1 - Filter 7# - 2472MHz	

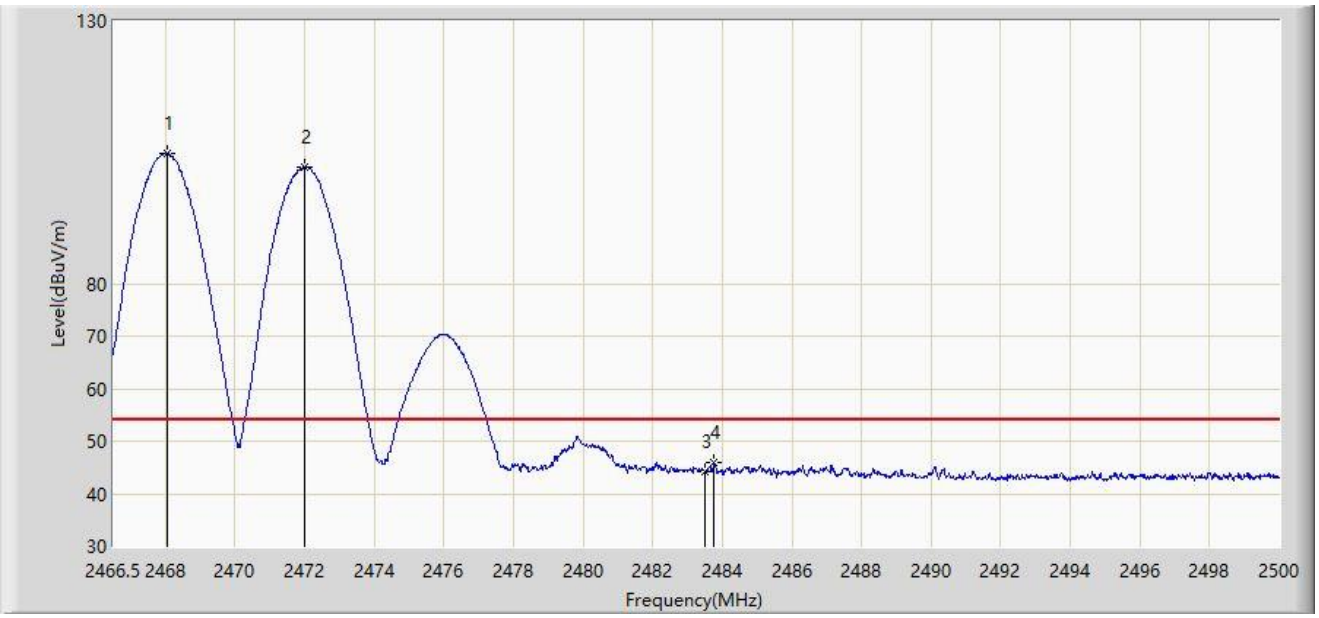

No	Mark	Frequency (MHz)	Measure Level (dBμV/m)	Reading Level (dBμV)	Margin (dB)	Limit (dBμV/m)	Factor (dB/m)	Type
1		2468.041	104.702	72.464	N/A	N/A	32.237	AV
2		2471.994	102.223	69.971	N/A	N/A	32.252	AV
3		2483.500	44.257	11.957	-9.743	54.000	32.300	AV
4	*	2483.769	45.997	13.695	-8.003	54.000	32.302	AV

Note 1: " * ", means this data is the worst emission level.

Note 2: Measure Level (dBμV/m) = Reading Level (dBμV) + Factor (dB/m).

Note 3: Factor (dB/m) = Cable Loss (dB) + Antenna Factor (dB/m).

Site: SIP-AC3	Test Date: 2024-05-15
Limit: FCC_2.4G_RE(3m)	Engineer: Justin Guo
Probe: HF907_102861_1-18GHz	Polarity: Vertical
EUT: ACCESS POINT	Power: AC 120V/60Hz
Test Mode: Transmit at Ant 2 - Filter 1# - 2468MHz and Ant 1 - Filter 7# - 2472MHz	

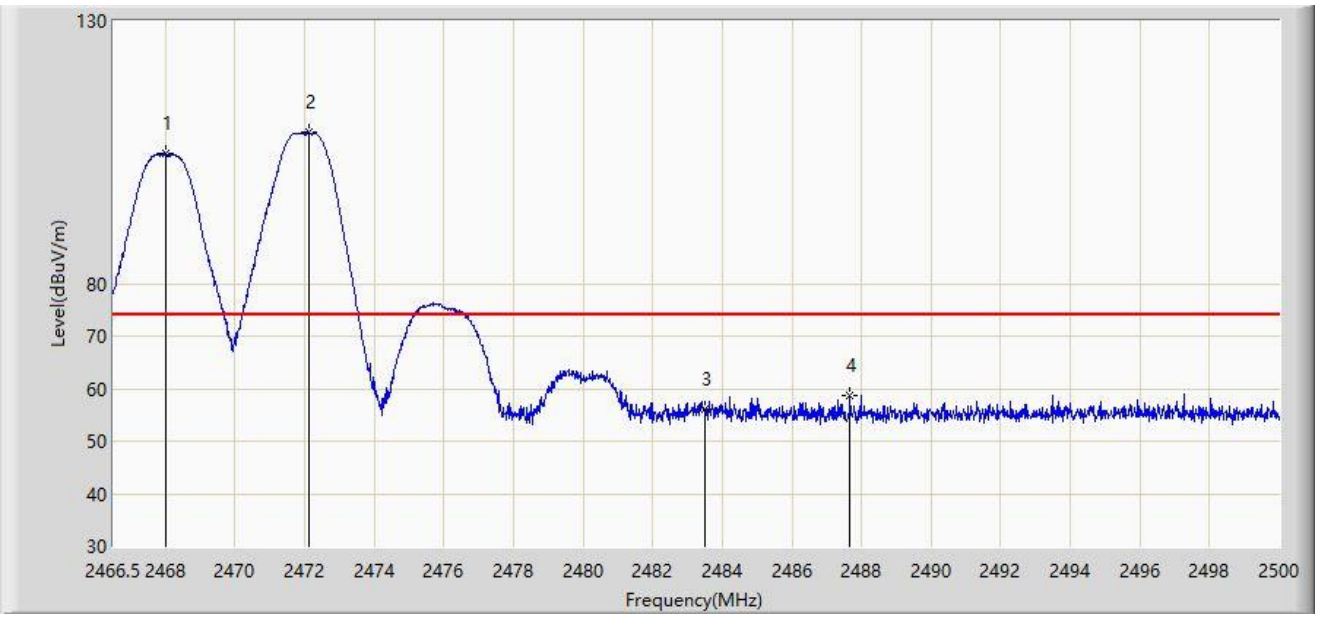

No	Mark	Frequency (MHz)	Measure Level (dBμV/m)	Reading Level (dBμV)	Margin (dB)	Limit (dBμV/m)	Factor (dB/m)	Type
1		2468.008	104.901	72.663	N/A	N/A	32.237	PK
2		2472.128	108.879	76.627	N/A	N/A	32.252	PK
3		2483.500	56.144	23.844	-17.856	74.000	32.300	PK
4	*	2487.672	58.834	26.512	-15.166	74.000	32.322	PK

Note 1: " * ", means this data is the worst emission level.

Note 2: Measure Level (dBμV/m) = Reading Level (dBμV) + Factor (dB/m).

Note 3: Factor (dB/m) = Cable Loss (dB) + Antenna Factor (dB/m).

Site: SIP-AC3	Test Date: 2024-05-15
Limit: FCC_2.4G_RE(3m)	Engineer: Justin Guo
Probe: HF907_102861_1-18GHz	Polarity: Vertical
EUT: ACCESS POINT	Power: AC 120V/60Hz
Test Mode: Transmit at Ant 2 - Filter 1# - 2468MHz and Ant 1 - Filter 7# - 2472MHz	

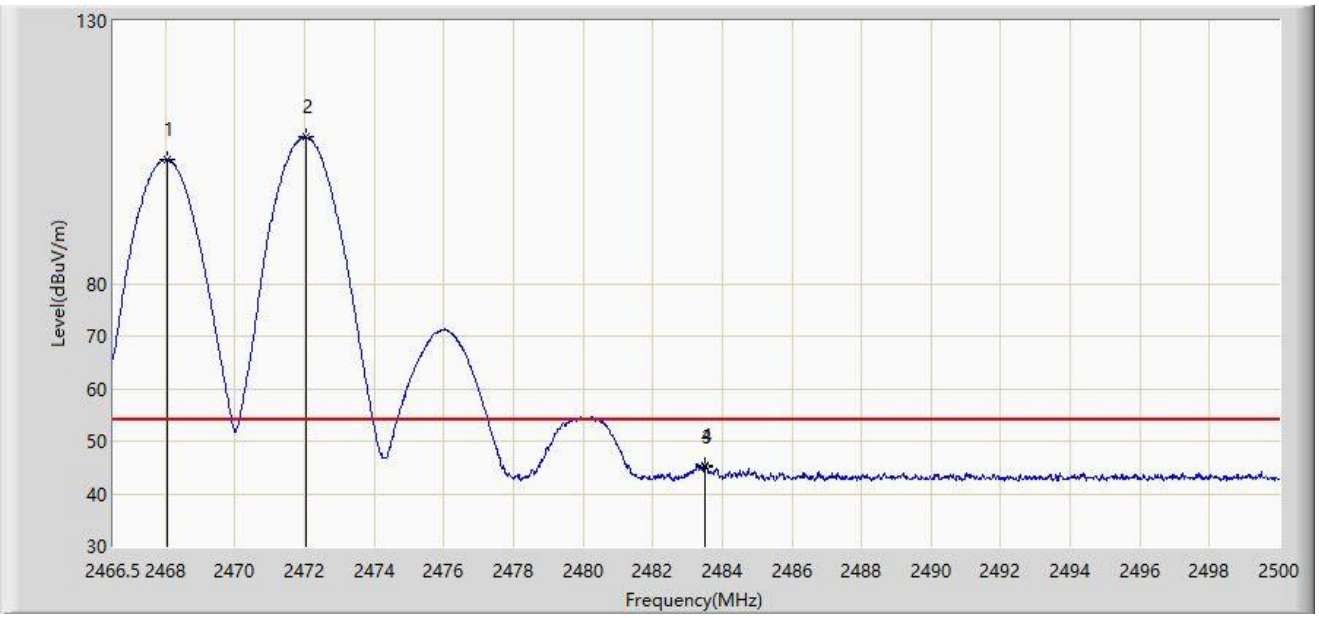

No	Mark	Frequency (MHz)	Measure Level (dBμV/m)	Reading Level (dBμV)	Margin (dB)	Limit (dBμV/m)	Factor (dB/m)	Type
1		2468.041	103.650	71.412	N/A	N/A	32.237	AV
2		2472.061	107.852	75.600	N/A	N/A	32.253	AV
3		2483.500	45.189	12.889	-8.811	54.000	32.300	AV
4	*	2483.518	45.430	13.130	-8.570	54.000	32.301	AV

Note 1: " * ", means this data is the worst emission level.

Note 2: Measure Level (dBμV/m) = Reading Level (dBμV) + Factor (dB/m).

Note 3: Factor (dB/m) = Cable Loss (dB) + Antenna Factor (dB/m).

Site: SIP-AC3	Test Date: 2024-05-15
Limit: FCC_2.4G_RE(3m)	Engineer: Justin Guo
Probe: HF907_102861_1-18GHz	Polarity: Horizontal
EUT: ACCESS POINT	Power: AC 120V/60Hz
Test Mode: Transmit at Ant 2 - Filter 1# - 2468MHz and Ant 1 - Filter 7# - 2474MHz	

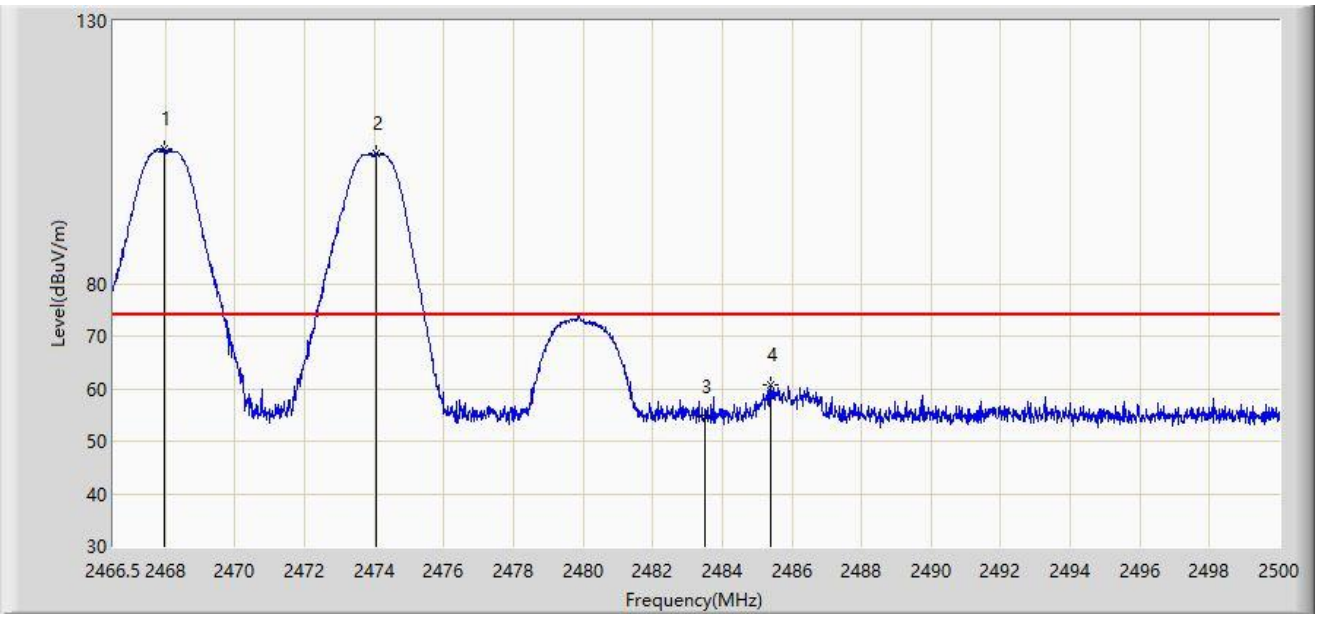

No	Mark	Frequency (MHz)	Measure Level (dBμV/m)	Reading Level (dBμV)	Margin (dB)	Limit (dBμV/m)	Factor (dB/m)	Type
1		2467.974	105.659	73.422	N/A	N/A	32.237	PK
2		2474.054	104.726	72.467	N/A	N/A	32.260	PK
3		2483.500	54.493	22.193	-19.507	74.000	32.300	PK
4	*	2485.377	60.624	28.314	-13.376	74.000	32.310	PK

Note 1: " * ", means this data is the worst emission level.

Note 2: Measure Level (dBμV/m) = Reading Level (dBμV) + Factor (dB/m).

Note 3: Factor (dB/m) = Cable Loss (dB) + Antenna Factor (dB/m).

Site: SIP-AC3	Test Date: 2024-05-15
Limit: FCC_2.4G_RE(3m)	Engineer: Justin Guo
Probe: HF907_102861_1-18GHz	Polarity: Horizontal
EUT: ACCESS POINT	Power: AC 120V/60Hz
Test Mode: Transmit at Ant 2 - Filter 1# - 2468MHz and Ant 1 - Filter 7# - 2474MHz	

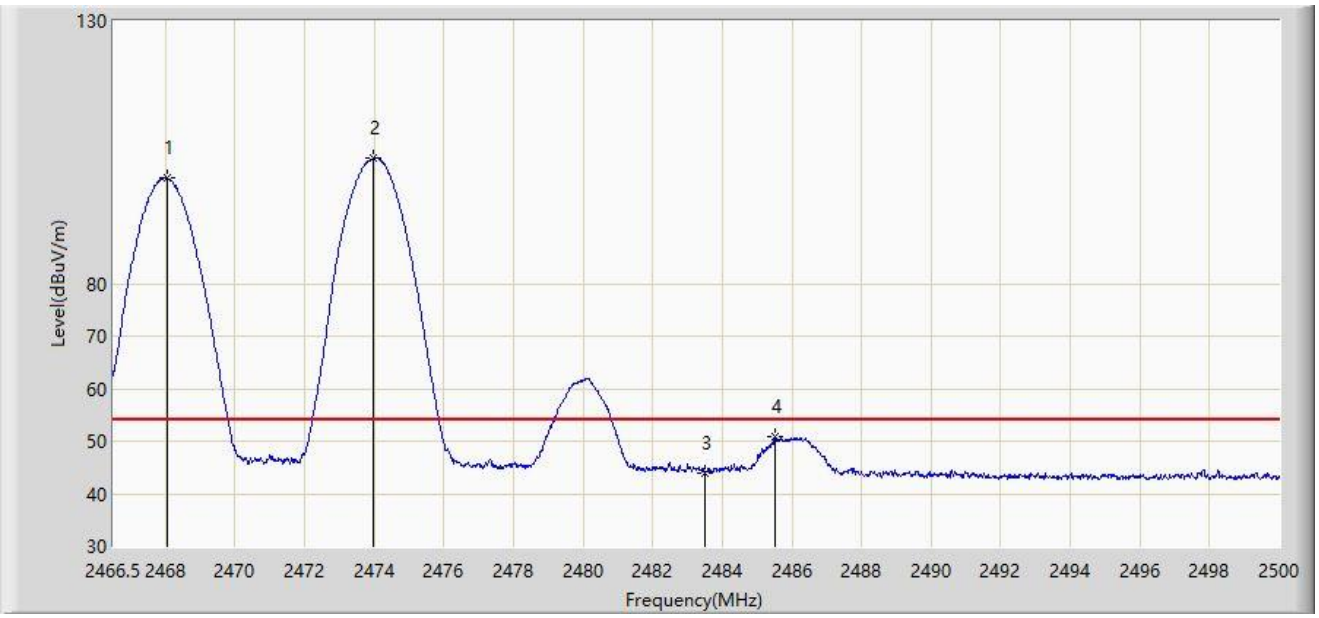

No	Mark	Frequency (MHz)	Measure Level (dBμV/m)	Reading Level (dBμV)	Margin (dB)	Limit (dBμV/m)	Factor (dB/m)	Type
1		2468.041	100.097	67.859	N/A	N/A	32.237	AV
2		2473.987	103.849	71.590	N/A	N/A	32.259	AV
3		2483.500	43.877	11.577	-10.123	54.000	32.300	AV
4	*	2485.511	50.737	18.426	-3.263	54.000	32.311	AV

Note 1: " * ", means this data is the worst emission level.

Note 2: Measure Level (dBμV/m) = Reading Level (dBμV) + Factor (dB/m).

Note 3: Factor (dB/m) = Cable Loss (dB) + Antenna Factor (dB/m).

Site: SIP-AC3	Test Date: 2024-05-15
Limit: FCC_2.4G_RE(3m)	Engineer: Justin Guo
Probe: HF907_102861_1-18GHz	Polarity: Vertical
EUT: ACCESS POINT	Power: AC 120V/60Hz
Test Mode: Transmit at Ant 2 - Filter 1# - 2468MHz and Ant 1 - Filter 7# - 2474MHz	

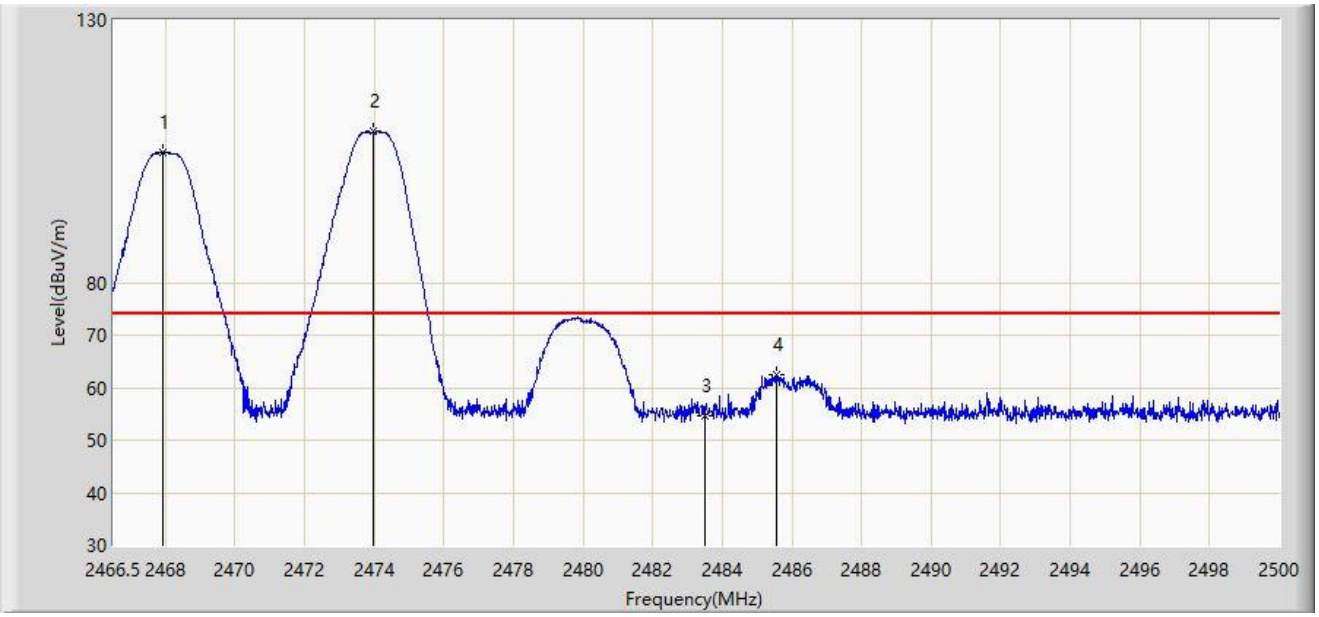

No	Mark	Frequency (MHz)	Measure Level (dBµV/m)	Reading Level (dBµV)	Margin (dB)	Limit (dBµV/m)	Factor (dB/m)	Type
1		2467.940	104.865	72.628	N/A	N/A	32.237	PK
2		2473.970	108.733	76.474	N/A	N/A	32.259	PK
3		2483.500	54.667	22.367	-19.333	74.000	32.300	PK
4	*	2485.578	62.404	30.093	-11.596	74.000	32.311	PK

Note 1: " * ", means this data is the worst emission level.

Note 2: Measure Level (dBµV/m) = Reading Level (dBµV) + Factor (dB/m).

Note 3: Factor (dB/m) = Cable Loss (dB) + Antenna Factor (dB/m).

Site: SIP-AC3	Test Date: 2024-05-15
Limit: FCC_2.4G_RE(3m)	Engineer: Justin Guo
Probe: HF907_102861_1-18GHz	Polarity: Vertical
EUT: ACCESS POINT	Power: AC 120V/60Hz
Test Mode: Transmit at Ant 2 - Filter 1# - 2468MHz and Ant 1 - Filter 7# - 2474MHz	

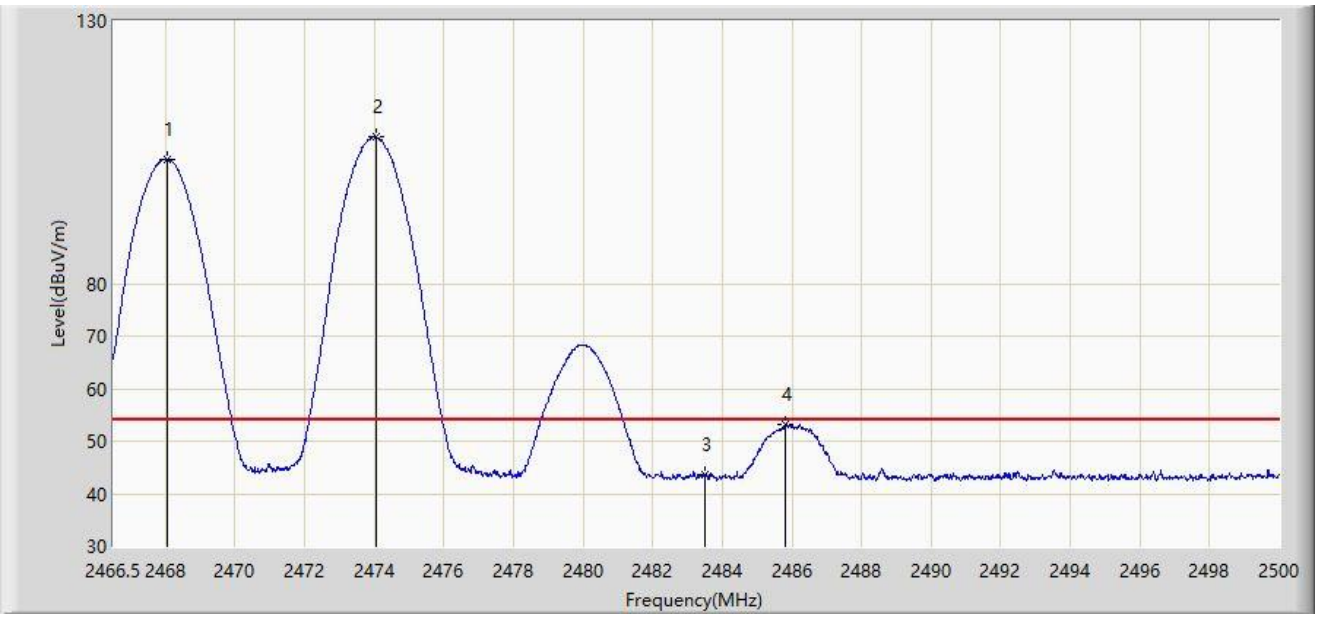

No	Mark	Frequency (MHz)	Measure Level (dBμV/m)	Reading Level (dBμV)	Margin (dB)	Limit (dBμV/m)	Factor (dB/m)	Type
1		2468.041	103.676	71.438	N/A	N/A	32.237	AV
2		2474.038	107.926	75.667	N/A	N/A	32.260	AV
3		2483.500	43.485	11.185	-10.515	54.000	32.300	AV
4	*	2485.813	53.218	20.906	-0.782	54.000	32.312	AV

Note 1: " * ", means this data is the worst emission level.

Note 2: Measure Level (dBμV/m) = Reading Level (dBμV) + Factor (dB/m).

Note 3: Factor (dB/m) = Cable Loss (dB) + Antenna Factor (dB/m).