Site: SIP-AC3	Test Date: 2024-05-16
Limit: FCC_2.4G_RE(3m)	Engineer: Justin Guo
Probe: HF907_102861_1-18GHz	Polarity: Horizontal
EUT: ACCESS POINT	Power: AC 120V/60Hz
Test Mode: Transmit at Ant 2 - Filter 1# - 2478MHz and Ant 1 - Filter 7# - 2474MHz	

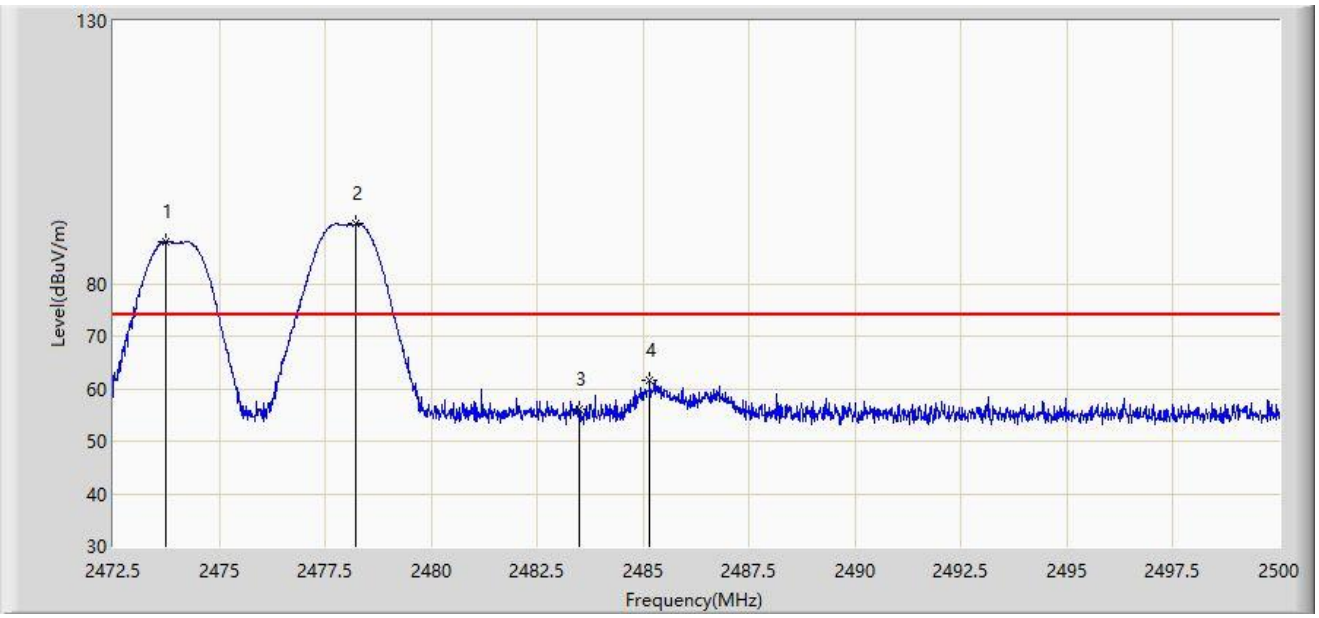

No	Mark	Frequency (MHz)	Measure Level (dBμV/m)	Reading Level (dBμV)	Margin (dB)	Limit (dBμV/m)	Factor (dB/m)	Type
1		2473.751	88.052	55.794	N/A	N/A	32.258	PK
2		2478.234	91.373	59.099	N/A	N/A	32.275	PK
3		2483.500	56.014	23.714	-17.986	74.000	32.300	PK
4	*	2485.164	61.555	29.246	-12.445	74.000	32.309	PK

Note 1: " * ", means this data is the worst emission level.

Note 2: Measure Level (dBμV/m) = Reading Level (dBμV) + Factor (dB/m).

Note 3: Factor (dB/m) = Cable Loss (dB) + Antenna Factor (dB/m).

Site: SIP-AC3	Test Date: 2024-05-16
Limit: FCC_2.4G_RE(3m)	Engineer: Justin Guo
Probe: HF907_102861_1-18GHz	Polarity: Horizontal
EUT: ACCESS POINT	Power: AC 120V/60Hz
Test Mode: Transmit at Ant 2 - Filter 1# - 2478MHz and Ant 1 - Filter 7# - 2474MHz	

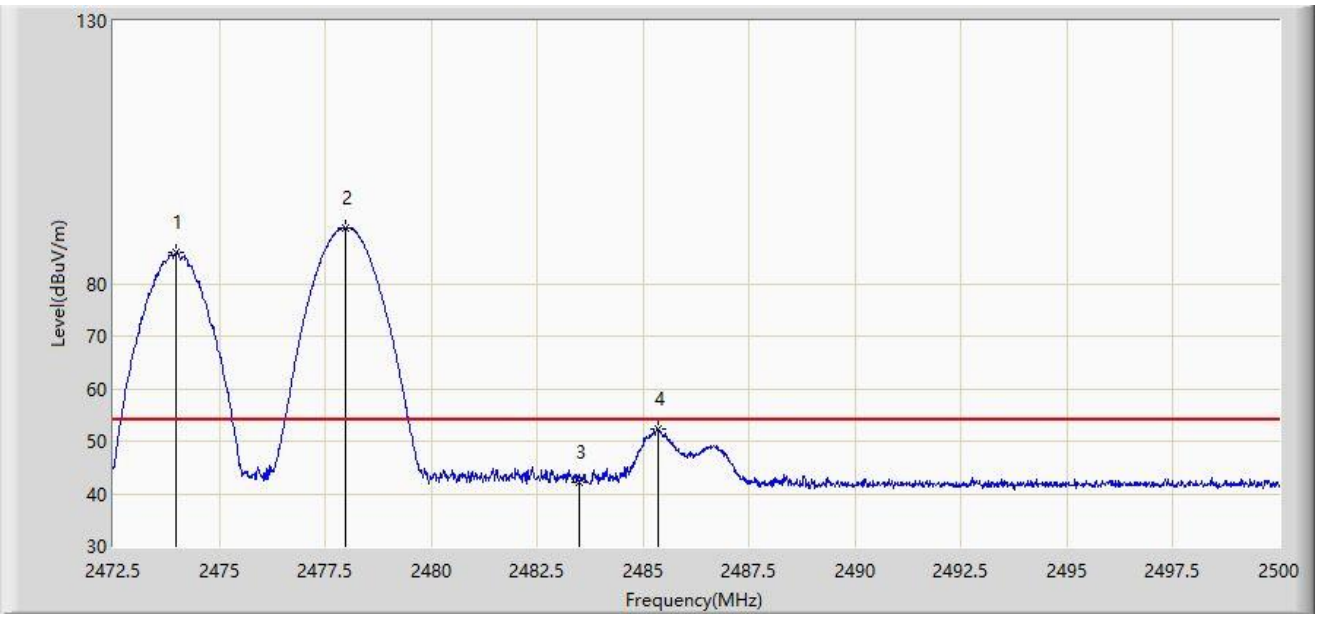

No	Mark	Frequency (MHz)	Measure Level (dBμV/m)	Reading Level (dBμV)	Margin (dB)	Limit (dBμV/m)	Factor (dB/m)	Type
1		2473.999	85.820	53.561	N/A	N/A	32.259	AV
2		2477.972	90.723	58.450	N/A	N/A	32.273	AV
3		2483.500	42.117	9.817	-11.883	54.000	32.300	AV
4	*	2485.356	52.272	19.962	-1.728	54.000	32.310	AV

Note 1: " * ", means this data is the worst emission level.

Note 2: Measure Level (dBμV/m) = Reading Level (dBμV) + Factor (dB/m).

Note 3: Factor (dB/m) = Cable Loss (dB) + Antenna Factor (dB/m).

Site: SIP-AC3	Test Date: 2024-05-16
Limit: FCC_2.4G_RE(3m)	Engineer: Justin Guo
Probe: HF907_102861_1-18GHz	Polarity: Vertical
EUT: ACCESS POINT	Power: AC 120V/60Hz
Test Mode: Transmit at Ant 2 - Filter 1# - 2478MHz and Ant 1 - Filter 7# - 2474MHz	

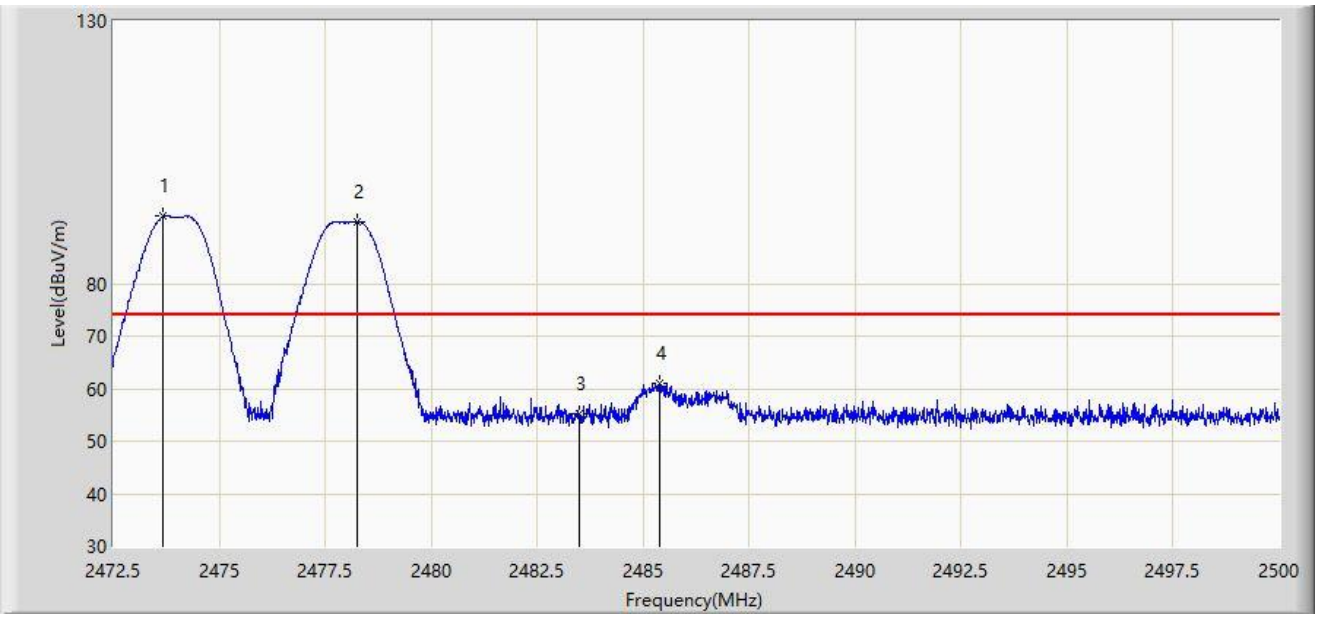

No	Mark	Frequency (MHz)	Measure Level (dBμV/m)	Reading Level (dBμV)	Margin (dB)	Limit (dBμV/m)	Factor (dB/m)	Type
1		2473.683	92.805	60.547	N/A	N/A	32.258	PK
2		2478.261	91.851	59.577	N/A	N/A	32.275	PK
3		2483.500	55.307	23.007	-18.693	74.000	32.300	PK
4	*	2485.384	60.903	28.593	-13.097	74.000	32.310	PK

Note 1: " * ", means this data is the worst emission level.

Note 2: Measure Level (dBμV/m) = Reading Level (dBμV) + Factor (dB/m).

Note 3: Factor (dB/m) = Cable Loss (dB) + Antenna Factor (dB/m).

Site: SIP-AC3	Test Date: 2024-05-16
Limit: FCC_2.4G_RE(3m)	Engineer: Justin Guo
Probe: HF907_102861_1-18GHz	Polarity: Vertical
EUT: ACCESS POINT	Power: AC 120V/60Hz
Test Mode: Transmit at Ant 2 - Filter 1# - 2478MHz and Ant 1 - Filter 7# - 2474MHz	

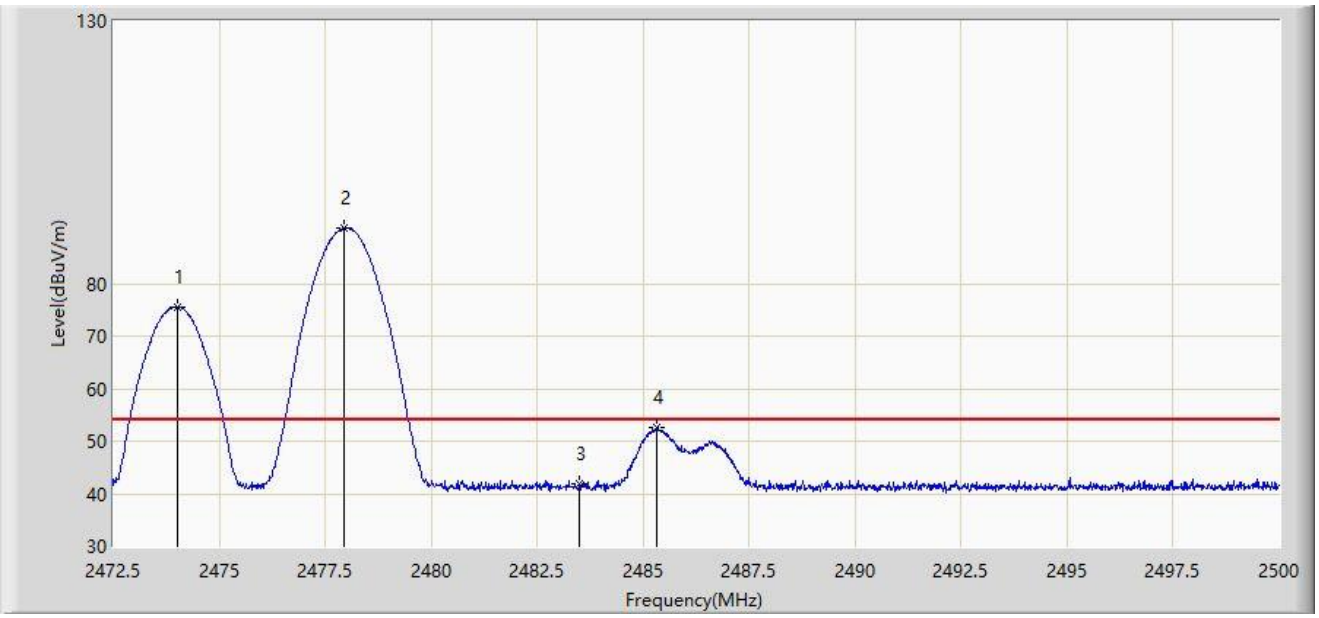

No	Mark	Frequency (MHz)	Measure Level (dBμV/m)	Reading Level (dBμV)	Margin (dB)	Limit (dBμV/m)	Factor (dB/m)	Type
1		2474.026	75.645	43.386	N/A	N/A	32.259	AV
2		2477.959	90.491	58.218	N/A	N/A	32.273	AV
3		2483.500	41.787	9.487	-12.213	54.000	32.300	AV
4	*	2485.329	52.622	20.312	-1.378	54.000	32.310	AV

Note 1: " * ", means this data is the worst emission level.

Note 2: Measure Level (dBμV/m) = Reading Level (dBμV) + Factor (dB/m).

Note 3: Factor (dB/m) = Cable Loss (dB) + Antenna Factor (dB/m).

Site: SIP-AC3	Test Date: 2024-05-16
Limit: FCC_2.4G_RE(3m)	Engineer: Justin Guo
Probe: HF907_102861_1-18GHz	Polarity: Horizontal
EUT: ACCESS POINT	Power: AC 120V/60Hz
Test Mode: Transmit at Ant 2 - Filter 1# - 2478MHz and Ant 1 - Filter 7# - 2476MHz	

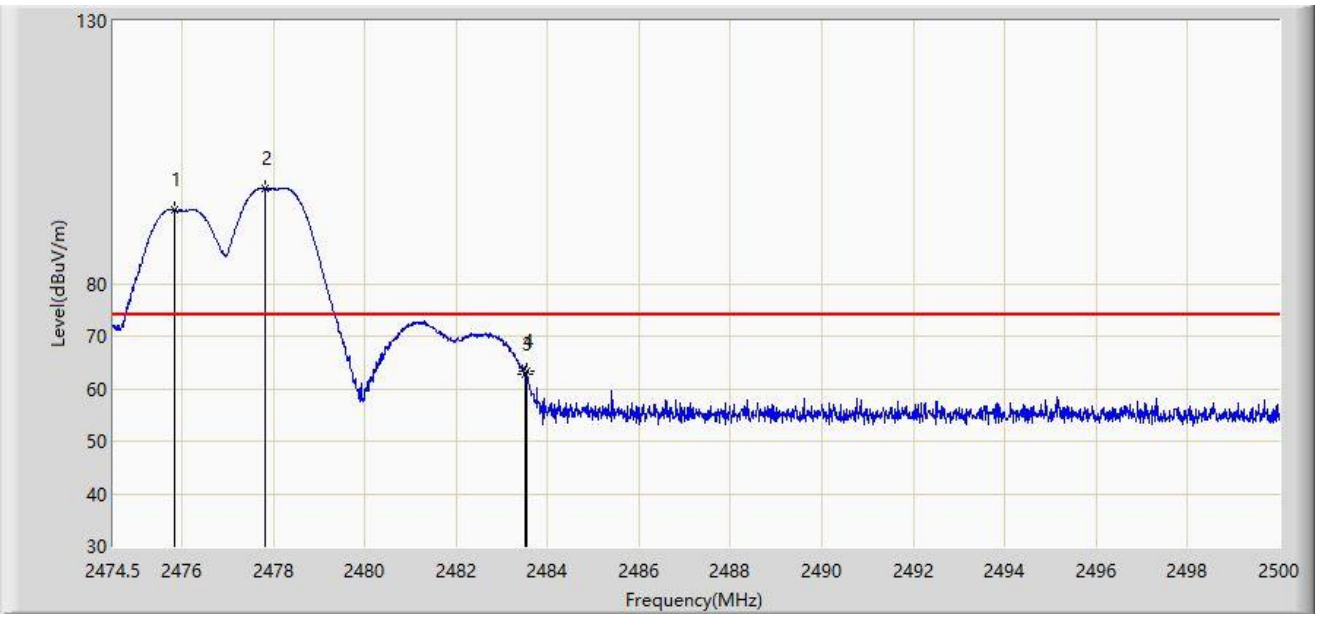

No	Mark	Frequency (MHz)	Measure Level (dBμV/m)	Reading Level (dBμV)	Margin (dB)	Limit (dBμV/m)	Factor (dB/m)	Type
1		2475.839	93.990	61.724	19.990	74.000	32.266	PK
2		2477.815	98.021	65.748	N/A	N/A	32.273	PK
3		2483.500	62.681	30.381	-11.319	74.000	32.300	PK
4	*	2483.540	63.458	31.157	-10.542	74.000	32.301	PK

Note 1: " * ", means this data is the worst emission level.

Note 2: Measure Level (dBμV/m) = Reading Level (dBμV) + Factor (dB/m).

Note 3: Factor (dB/m) = Cable Loss (dB) + Antenna Factor (dB/m).

Site: SIP-AC3	Test Date: 2024-05-16
Limit: FCC_2.4G_RE(3m)	Engineer: Justin Guo
Probe: HF907_102861_1-18GHz	Polarity: Horizontal
EUT: ACCESS POINT	Power: AC 120V/60Hz
Test Mode: Transmit at Ant 2 - Filter 1# - 2478MHz and Ant 1 - Filter 7# - 2476MHz	

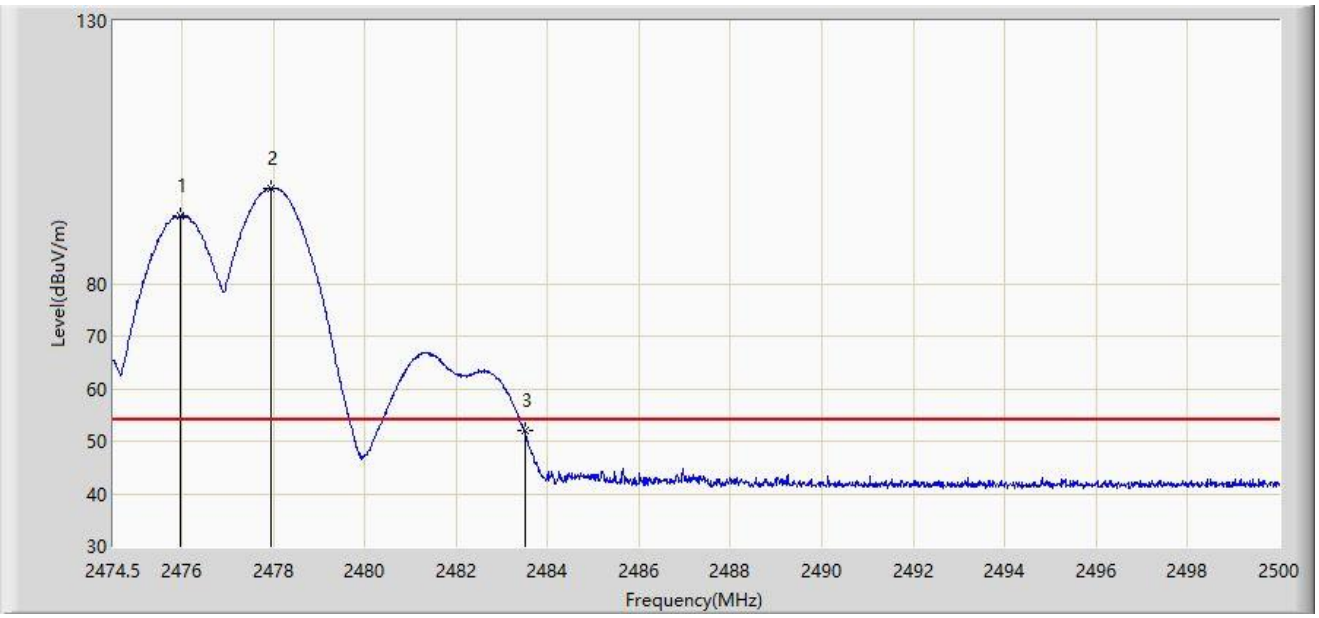

No	Mark	Frequency (MHz)	Measure Level (dBµV/m)	Reading Level (dBµV)	Margin (dB)	Limit (dBµV/m)	Factor (dB/m)	Type
1		2475.954	92.978	60.712	N/A	N/A	32.266	AV
2		2477.955	98.190	65.917	N/A	N/A	32.273	AV
3	*	2483.500	52.028	19.728	-1.972	54.000	32.300	AV

Note 1: " * ", means this data is the worst emission level.

Note 2: Measure Level (dBµV/m) = Reading Level (dBµV) + Factor (dB/m).

Note 3: Factor (dB/m) = Cable Loss (dB) + Antenna Factor (dB/m).

Site: SIP-AC3	Test Date: 2024-05-16
Limit: FCC_2.4G_RE(3m)	Engineer: Justin Guo
Probe: HF907_102861_1-18GHz	Polarity: Vertical
EUT: ACCESS POINT	Power: AC 120V/60Hz
Test Mode: Transmit at Ant 2 - Filter 1# - 2478MHz and Ant 1 - Filter 7# - 2476MHz	

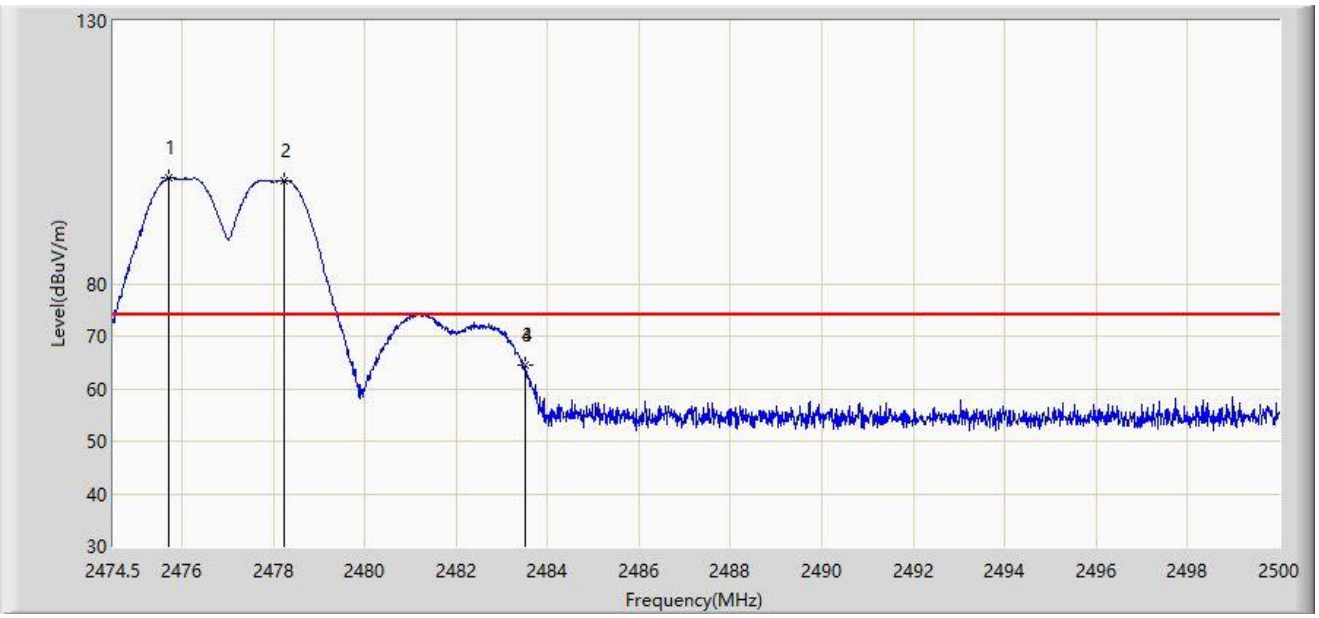

No	Mark	Frequency (MHz)	Measure Level (dBμV/m)	Reading Level (dBμV)	Margin (dB)	Limit (dBμV/m)	Factor (dB/m)	Type
1		2475.711	100.070	67.805	N/A	N/A	32.265	PK
2		2478.249	99.651	67.377	N/A	N/A	32.275	PK
3		2483.500	64.492	32.192	-9.508	74.000	32.300	PK
4	*	2483.501	64.613	32.313	-9.387	74.000	32.301	PK

Note 1: " * ", means this data is the worst emission level.

Note 2: Measure Level (dBμV/m) = Reading Level (dBμV) + Factor (dB/m).

Note 3: Factor (dB/m) = Cable Loss (dB) + Antenna Factor (dB/m).

Site: SIP-AC3	Test Date: 2024-05-16
Limit: FCC_2.4G_RE(3m)	Engineer: Justin Guo
Probe: HF907_102861_1-18GHz	Polarity: Vertical
EUT: ACCESS POINT	Power: AC 120V/60Hz
Test Mode: Transmit at Ant 2 - Filter 1# - 2478MHz and Ant 1 - Filter 7# - 2476MHz	

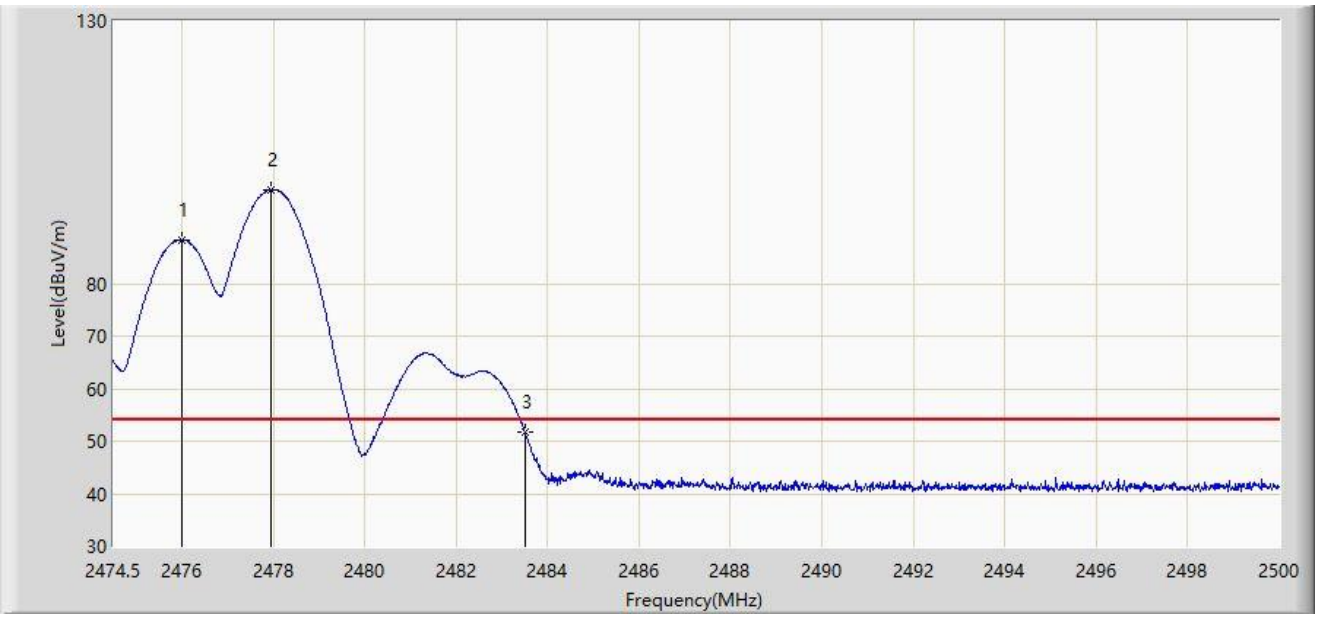

No	Mark	Frequency (MHz)	Measure Level (dBμV/m)	Reading Level (dBμV)	Margin (dB)	Limit (dBμV/m)	Factor (dB/m)	Type
1		2475.992	88.330	56.064	N/A	N/A	32.266	AV
2		2477.955	97.862	65.589	N/A	N/A	32.273	AV
3	*	2483.500	51.805	19.505	-2.195	54.000	32.300	AV

Note 1: " * ", means this data is the worst emission level.

Note 2: Measure Level (dBμV/m) = Reading Level (dBμV) + Factor (dB/m).

Note 3: Factor (dB/m) = Cable Loss (dB) + Antenna Factor (dB/m).

Site: SIP-AC3	Test Date: 2024-05-16
Limit: FCC_2.4G_RE(3m)	Engineer: Justin Guo
Probe: HF907_102861_1-18GHz	Polarity: Horizontal
EUT: ACCESS POINT	Power: AC 120V/60Hz
Test Mode: Transmit at Ant 2 - Filter 1# - 2478MHz and Ant 1 - Filter 7# - 2480MHz	

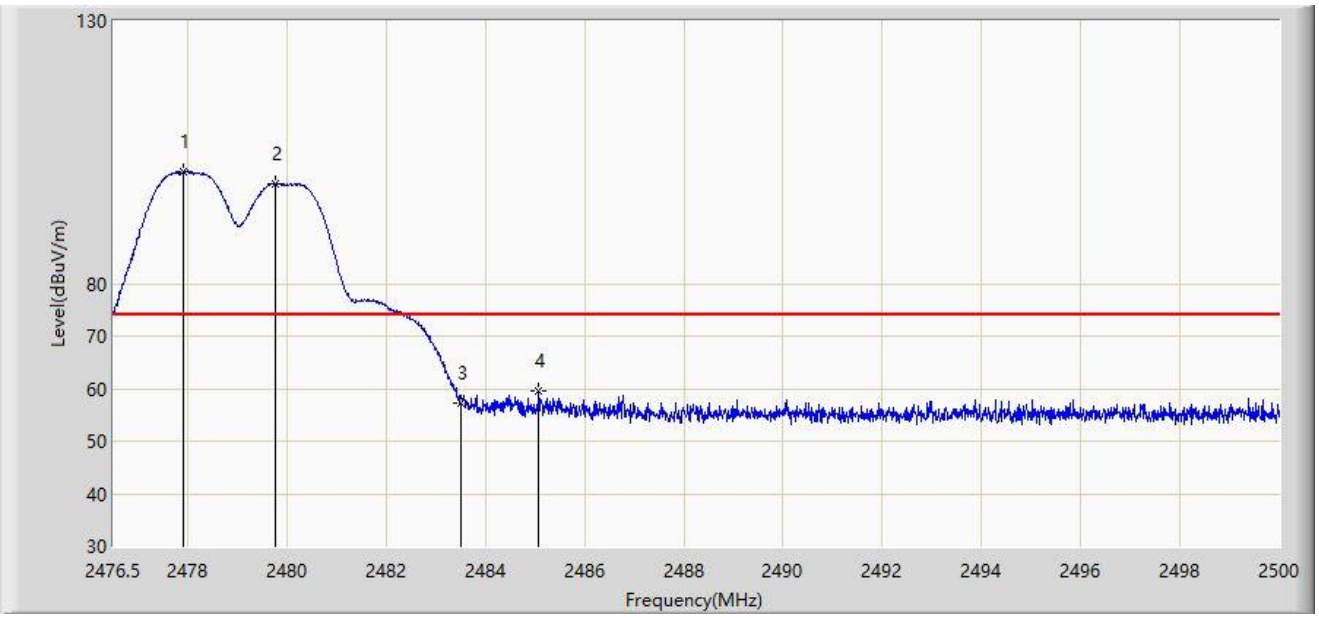

No	Mark	Frequency (MHz)	Measure Level (dBμV/m)	Reading Level (dBμV)	Margin (dB)	Limit (dBμV/m)	Factor (dB/m)	Type
1		2477.922	101.286	69.013	N/A	N/A	32.273	PK
2		2479.778	98.985	66.704	N/A	N/A	32.281	PK
3		2483.500	57.196	24.896	-16.804	74.000	32.300	PK
4	*	2485.077	59.588	27.280	-14.412	74.000	32.308	PK

Note 1: " * ", means this data is the worst emission level.

Note 2: Measure Level (dBμV/m) = Reading Level (dBμV) + Factor (dB/m).

Note 3: Factor (dB/m) = Cable Loss (dB) + Antenna Factor (dB/m).

Site: SIP-AC3	Test Date: 2024-05-16
Limit: FCC_2.4G_RE(3m)	Engineer: Justin Guo
Probe: HF907_102861_1-18GHz	Polarity: Horizontal
EUT: ACCESS POINT	Power: AC 120V/60Hz
Test Mode: Transmit at Ant 2 - Filter 1# - 2478MHz and Ant 1 - Filter 7# - 2480MHz	

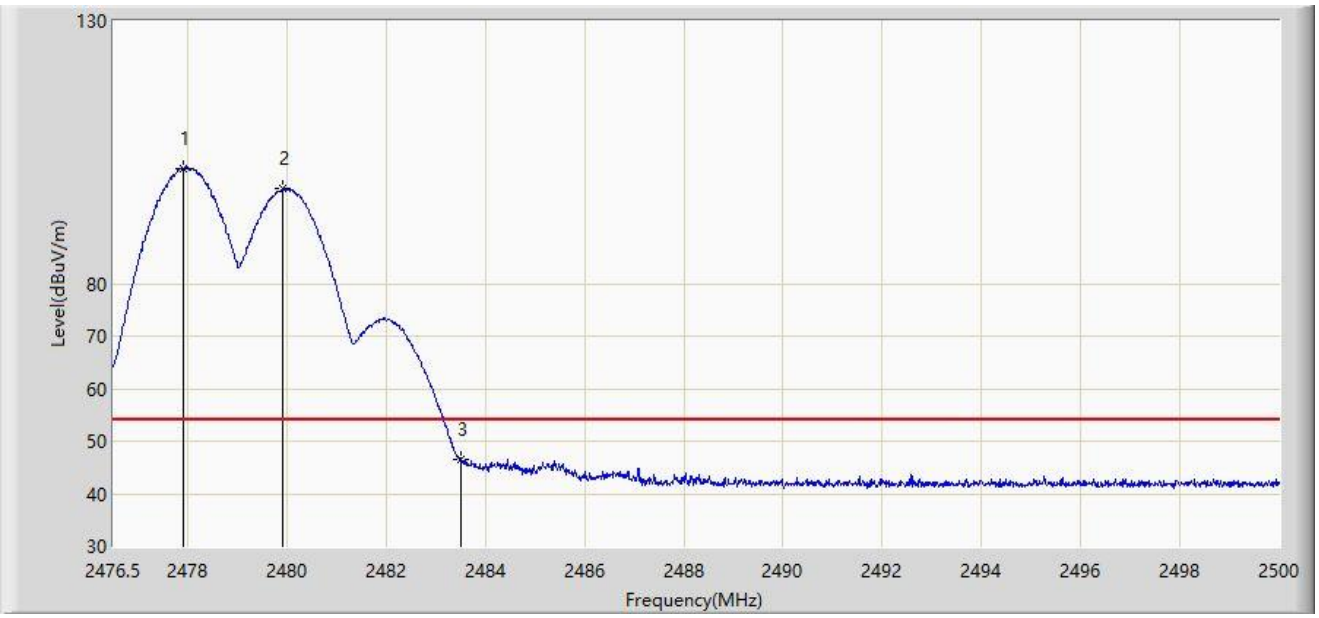

No	Mark	Frequency (MHz)	Measure Level (dBμV/m)	Reading Level (dBμV)	Margin (dB)	Limit (dBμV/m)	Factor (dB/m)	Type
1		2477.922	101.908	69.635	N/A	N/A	32.273	AV
2		2479.919	97.973	65.691	N/A	N/A	32.282	AV
3	*	2483.500	46.625	14.325	-7.375	54.000	32.300	AV

Note 1: " * ", means this data is the worst emission level.

Note 2: Measure Level (dBμV/m) = Reading Level (dBμV) + Factor (dB/m).

Note 3: Factor (dB/m) = Cable Loss (dB) + Antenna Factor (dB/m).

Site: SIP-AC3	Test Date: 2024-05-16
Limit: FCC_2.4G_RE(3m)	Engineer: Justin Guo
Probe: HF907_102861_1-18GHz	Polarity: Vertical
EUT: ACCESS POINT	Power: AC 120V/60Hz
Test Mode: Transmit at Ant 2 - Filter 1# - 2478MHz and Ant 1 - Filter 7# - 2480MHz	

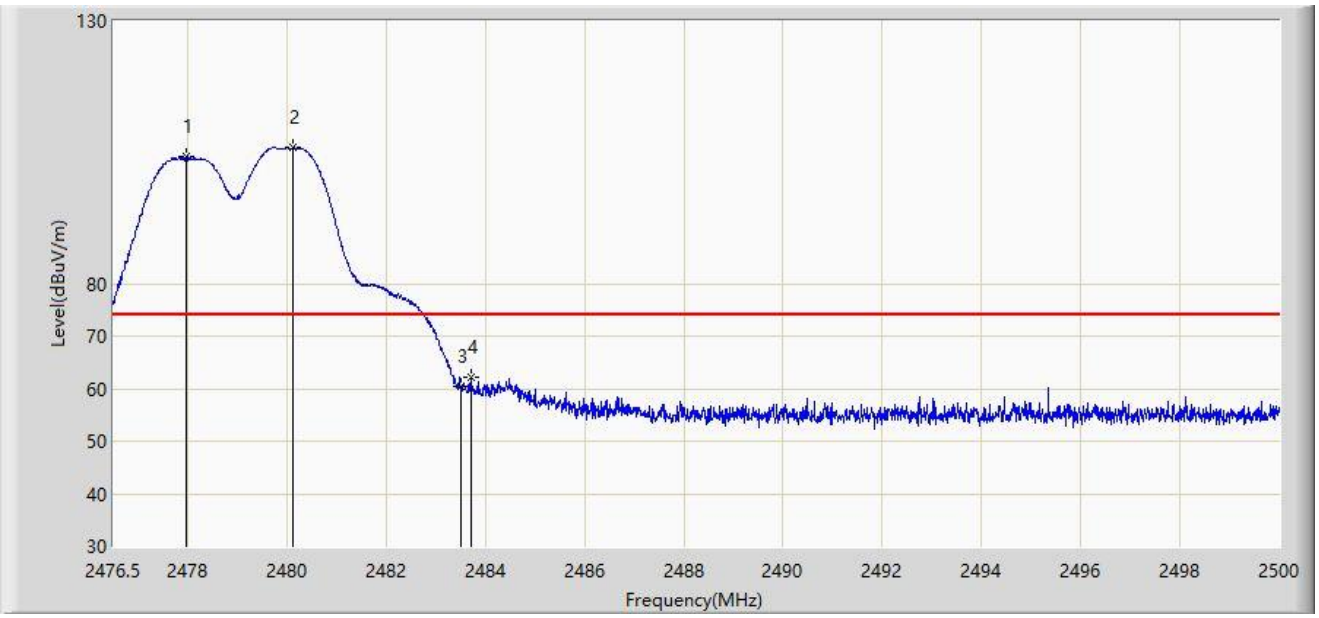

No	Mark	Frequency (MHz)	Measure Level (dBμV/m)	Reading Level (dBμV)	Margin (dB)	Limit (dBμV/m)	Factor (dB/m)	Type
1		2477.980	104.225	71.952	N/A	N/A	32.273	PK
2		2480.119	105.922	73.639	N/A	N/A	32.283	PK
3		2483.500	60.442	28.142	-13.558	74.000	32.300	PK
4	*	2483.703	62.227	29.926	-11.773	74.000	32.302	PK

Note 1: " * ", means this data is the worst emission level.

Note 2: Measure Level (dBμV/m) = Reading Level (dBμV) + Factor (dB/m).

Note 3: Factor (dB/m) = Cable Loss (dB) + Antenna Factor (dB/m).

Site: SIP-AC3	Test Date: 2024-05-16
Limit: FCC_2.4G_RE(3m)	Engineer: Justin Guo
Probe: HF907_102861_1-18GHz	Polarity: Vertical
EUT: ACCESS POINT	Power: AC 120V/60Hz
Test Mode: Transmit at Ant 2 - Filter 1# - 2478MHz and Ant 1 - Filter 7# - 2480MHz	

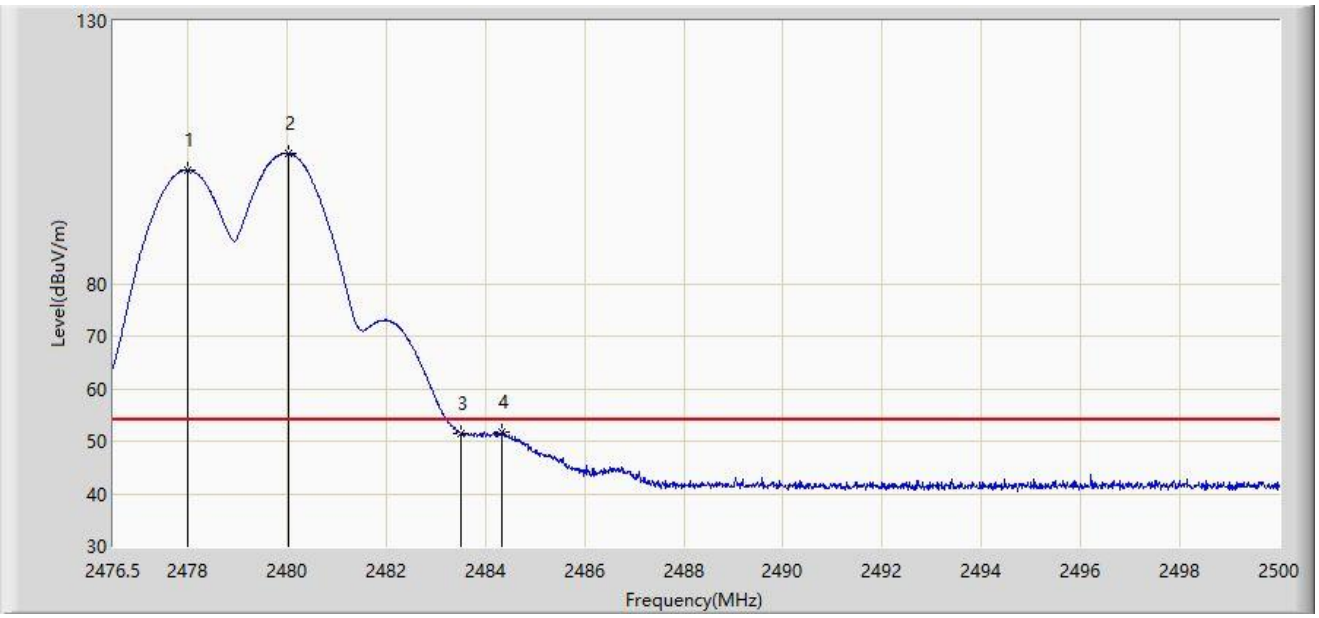

No	Mark	Frequency (MHz)	Measure Level (dBμV/m)	Reading Level (dBμV)	Margin (dB)	Limit (dBμV/m)	Factor (dB/m)	Type
1		2478.004	101.586	69.313	N/A	N/A	32.273	AV
2		2480.037	104.797	72.515	N/A	N/A	32.282	AV
3		2483.500	51.469	19.169	-2.531	54.000	32.300	AV
4	*	2484.337	51.806	19.501	-2.194	54.000	32.305	AV

Note 1: " * ", means this data is the worst emission level.

Note 2: Measure Level (dBμV/m) = Reading Level (dBμV) + Factor (dB/m).

Note 3: Factor (dB/m) = Cable Loss (dB) + Antenna Factor (dB/m).

Site: SIP-AC3	Test Date: 2024-05-16
Limit: FCC_2.4G_RE(3m)	Engineer: Justin Guo
Probe: HF907_102861_1-18GHz	Polarity: Horizontal
EUT: ACCESS POINT	Power: AC 120V/60Hz
Test Mode: Transmit at Ant 2 - Filter 1# - 2480MHz and Ant 1 - Filter 7# - 2468MHz	

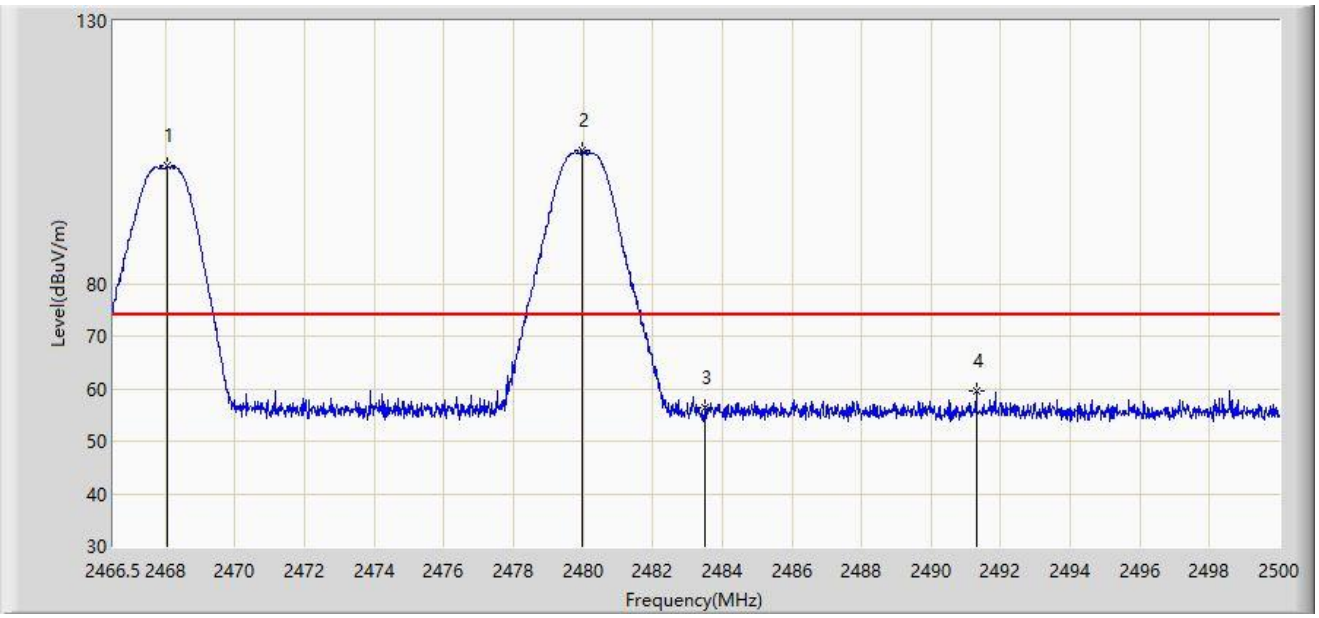

No	Mark	Frequency (MHz)	Measure Level (dBμV/m)	Reading Level (dBμV)	Margin (dB)	Limit (dBμV/m)	Factor (dB/m)	Type
1		2468.058	102.371	70.133	N/A	N/A	32.237	PK
2		2479.984	105.389	73.107	N/A	N/A	32.282	PK
3		2483.500	56.433	24.133	-17.567	74.000	32.300	PK
4	*	2491.290	59.460	27.119	-14.540	74.000	32.340	PK

Note 1: " * ", means this data is the worst emission level.

Note 2: Measure Level (dBμV/m) = Reading Level (dBμV) + Factor (dB/m).

Note 3: Factor (dB/m) = Cable Loss (dB) + Antenna Factor (dB/m).

Site: SIP-AC3	Test Date: 2024-05-16
Limit: FCC_2.4G_RE(3m)	Engineer: Justin Guo
Probe: HF907_102861_1-18GHz	Polarity: Horizontal
EUT: ACCESS POINT	Power: AC 120V/60Hz
Test Mode: Transmit at Ant 2 - Filter 1# - 2480MHz and Ant 1 - Filter 7# - 2468MHz	

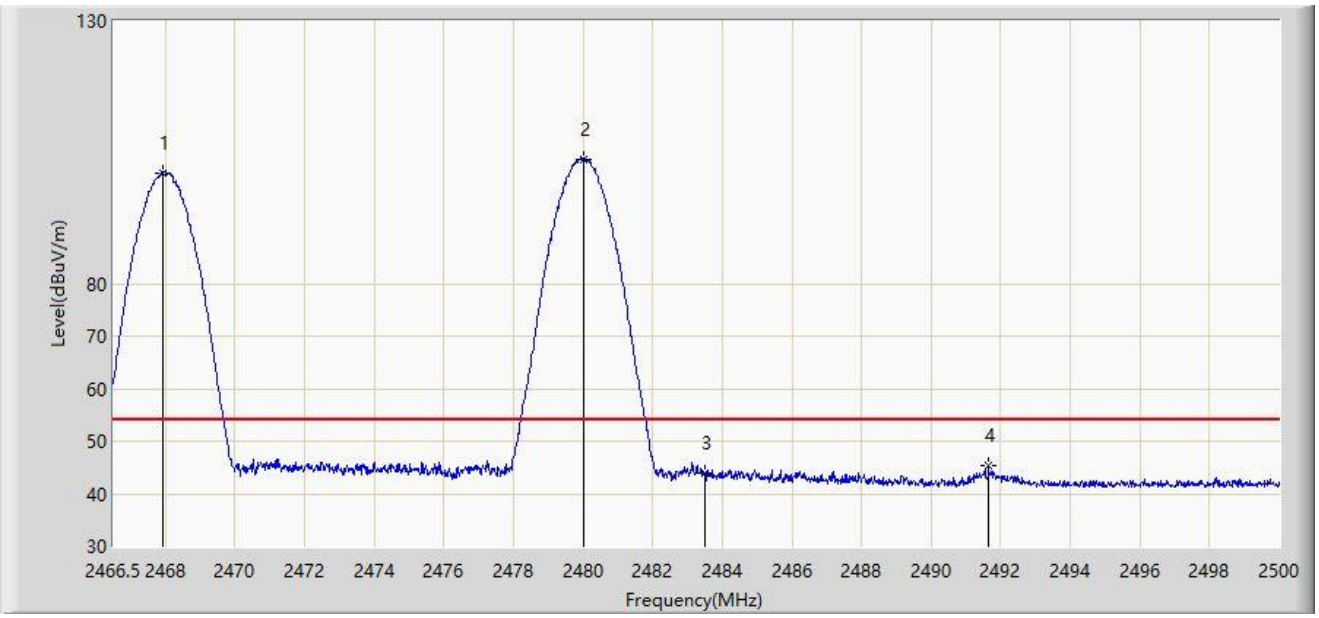

No	Mark	Frequency (MHz)	Measure Level (dBμV/m)	Reading Level (dBμV)	Margin (dB)	Limit (dBμV/m)	Factor (dB/m)	Type
1		2467.907	100.994	68.757	N/A	N/A	32.237	AV
2		2480.034	103.759	71.477	N/A	N/A	32.282	AV
3		2483.500	43.947	11.647	-10.053	54.000	32.300	AV
4	*	2491.642	45.276	12.934	-8.724	54.000	32.342	AV

Note 1: " * ", means this data is the worst emission level.

Note 2: Measure Level (dBμV/m) = Reading Level (dBμV) + Factor (dB/m).

Note 3: Factor (dB/m) = Cable Loss (dB) + Antenna Factor (dB/m).

Site: SIP-AC3	Test Date: 2024-05-16
Limit: FCC_2.4G_RE(3m)	Engineer: Justin Guo
Probe: HF907_102861_1-18GHz	Polarity: Vertical
EUT: ACCESS POINT	Power: AC 120V/60Hz
Test Mode: Transmit at Ant 2 - Filter 1# - 2480MHz and Ant 1 - Filter 7# - 2468MHz	

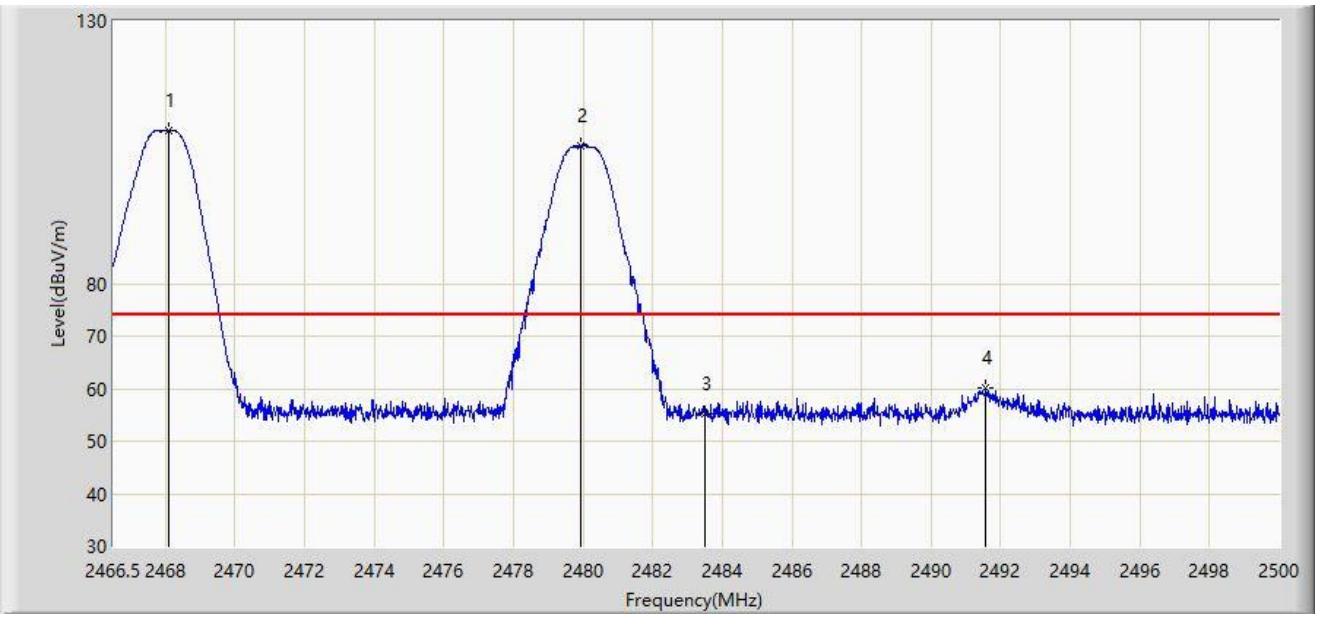

No	Mark	Frequency (MHz)	Measure Level (dBμV/m)	Reading Level (dBμV)	Margin (dB)	Limit (dBμV/m)	Factor (dB/m)	Type
1		2468.091	109.254	77.016	N/A	N/A	32.238	PK
2		2479.950	106.268	73.986	N/A	N/A	32.282	PK
3		2483.500	55.185	22.885	-18.815	74.000	32.300	PK
4	*	2491.575	60.257	27.915	-13.743	74.000	32.342	PK

Note 1: " * ", means this data is the worst emission level.

Note 2: Measure Level (dBμV/m) = Reading Level (dBμV) + Factor (dB/m).

Note 3: Factor (dB/m) = Cable Loss (dB) + Antenna Factor (dB/m).

Site: SIP-AC3	Test Date: 2024-05-16
Limit: FCC_2.4G_RE(3m)	Engineer: Justin Guo
Probe: HF907_102861_1-18GHz	Polarity: Vertical
EUT: ACCESS POINT	Power: AC 120V/60Hz
Test Mode: Transmit at Ant 2 - Filter 1# - 2480MHz and Ant 1 - Filter 7# - 2468MHz	

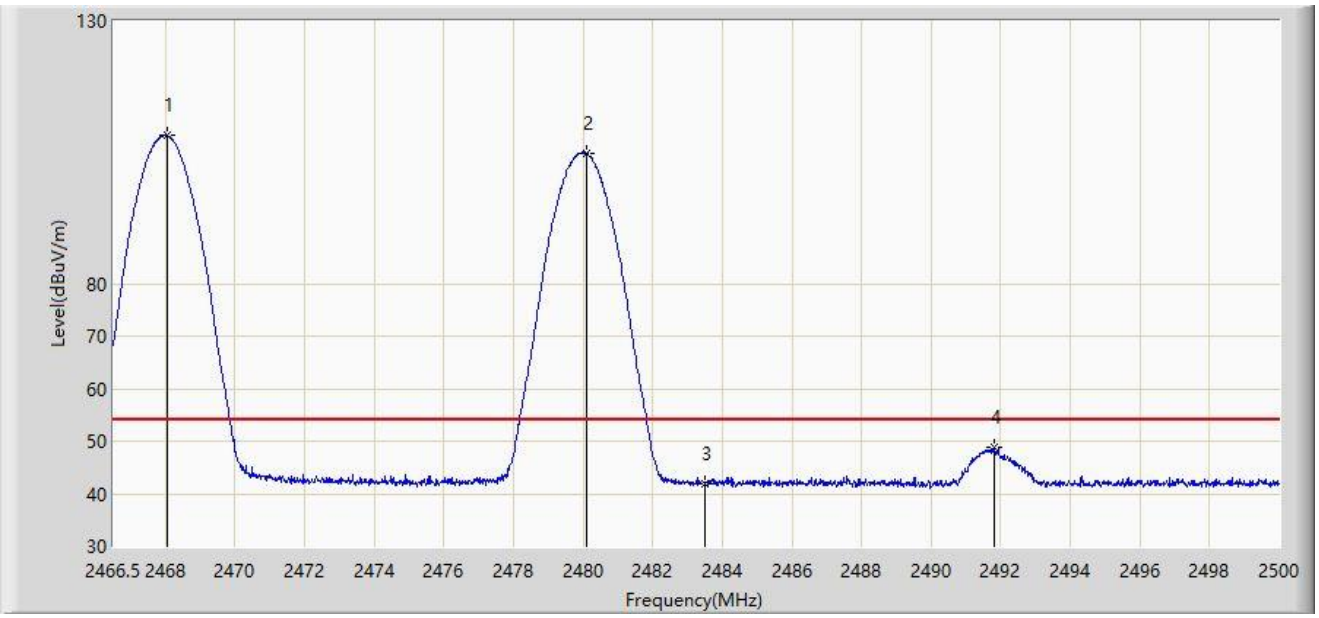

No	Mark	Frequency (MHz)	Measure Level (dBμV/m)	Reading Level (dBμV)	Margin (dB)	Limit (dBμV/m)	Factor (dB/m)	Type
1		2468.041	108.174	75.936	N/A	N/A	32.237	AV
2		2480.084	104.709	72.426	N/A	N/A	32.282	AV
3		2483.500	41.955	9.655	-12.045	54.000	32.300	AV
4	*	2491.809	48.809	16.466	-5.191	54.000	32.343	AV

Note 1: " * ", means this data is the worst emission level.

Note 2: Measure Level (dBμV/m) = Reading Level (dBμV) + Factor (dB/m).

Note 3: Factor (dB/m) = Cable Loss (dB) + Antenna Factor (dB/m).

Site: SIP-AC3	Test Date: 2024-05-16
Limit: FCC_2.4G_RE(3m)	Engineer: Justin Guo
Probe: HF907_102861_1-18GHz	Polarity: Horizontal
EUT: ACCESS POINT	Power: AC 120V/60Hz
Test Mode: Transmit at Ant 2 - Filter 1# - 2480MHz and Ant 1 - Filter 7# - 2470MHz	

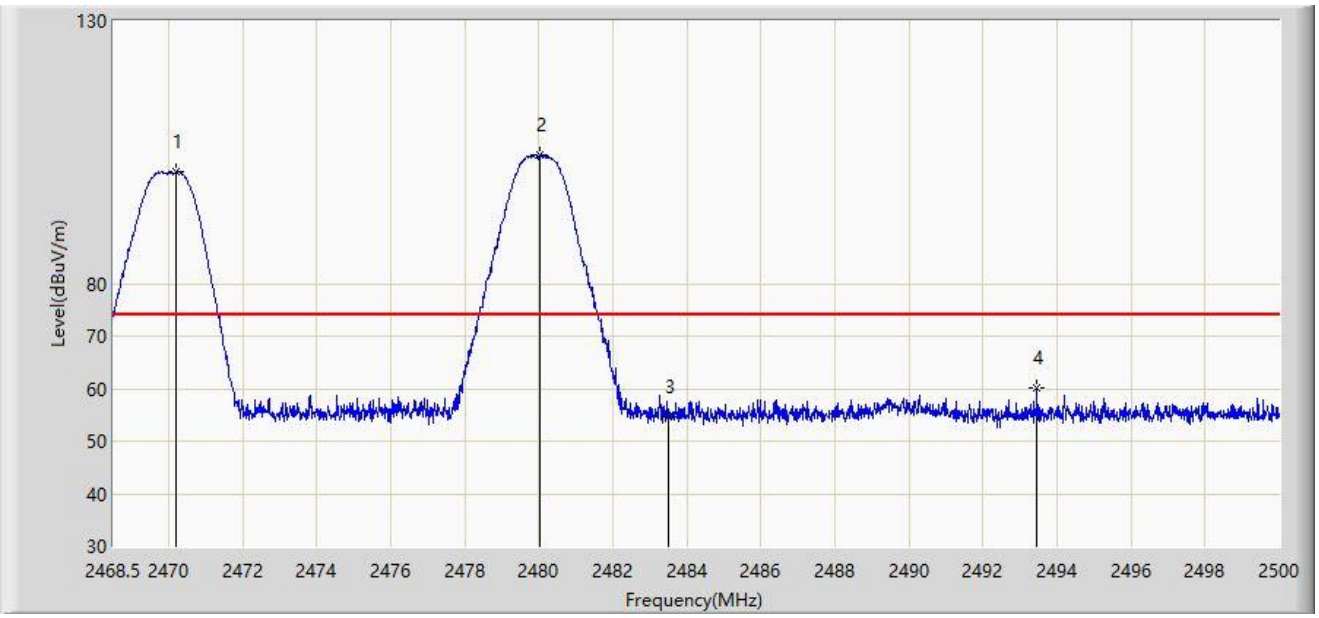

No	Mark	Frequency (MHz)	Measure Level (dBμV/m)	Reading Level (dBμV)	Margin (dB)	Limit (dBμV/m)	Factor (dB/m)	Type
1		2470.185	101.330	69.085	N/A	N/A	32.245	PK
2		2480.045	104.380	72.098	N/A	N/A	32.282	PK
3		2483.500	54.503	22.203	-19.497	74.000	32.300	PK
4	*	2493.464	60.142	27.790	-13.858	74.000	32.352	PK

Note 1: " * ", means this data is the worst emission level.

Note 2: Measure Level (dBμV/m) = Reading Level (dBμV) + Factor (dB/m).

Note 3: Factor (dB/m) = Cable Loss (dB) + Antenna Factor (dB/m).

Site: SIP-AC3	Test Date: 2024-05-16
Limit: FCC_2.4G_RE(3m)	Engineer: Justin Guo
Probe: HF907_102861_1-18GHz	Polarity: Horizontal
EUT: ACCESS POINT	Power: AC 120V/60Hz
Test Mode: Transmit at Ant 2 - Filter 1# - 2480MHz and Ant 1 - Filter 7# - 2470MHz	

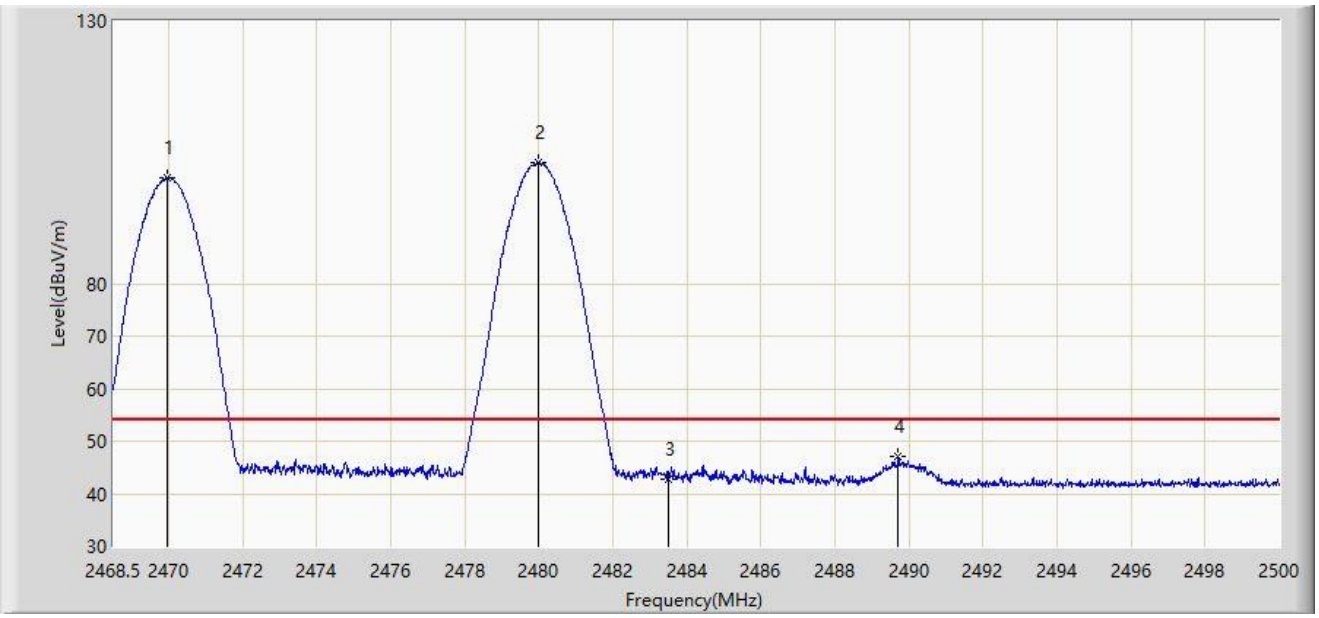

No	Mark	Frequency (MHz)	Measure Level (dBμV/m)	Reading Level (dBμV)	Margin (dB)	Limit (dBμV/m)	Factor (dB/m)	Type
1		2469.949	100.159	67.914	N/A	N/A	32.245	AV
2		2479.998	102.990	70.708	N/A	N/A	32.282	AV
3		2483.500	42.755	10.455	-11.245	54.000	32.300	AV
4	*	2489.715	46.977	14.645	-7.023	54.000	32.333	AV

Note 1: " * ", means this data is the worst emission level.

Note 2: Measure Level (dBμV/m) = Reading Level (dBμV) + Factor (dB/m).

Note 3: Factor (dB/m) = Cable Loss (dB) + Antenna Factor (dB/m).

Site: SIP-AC3	Test Date: 2024-05-16
Limit: FCC_2.4G_RE(3m)	Engineer: Justin Guo
Probe: HF907_102861_1-18GHz	Polarity: Vertical
EUT: ACCESS POINT	Power: AC 120V/60Hz
Test Mode: Transmit at Ant 2 - Filter 1# - 2480MHz and Ant 1 - Filter 7# - 2470MHz	

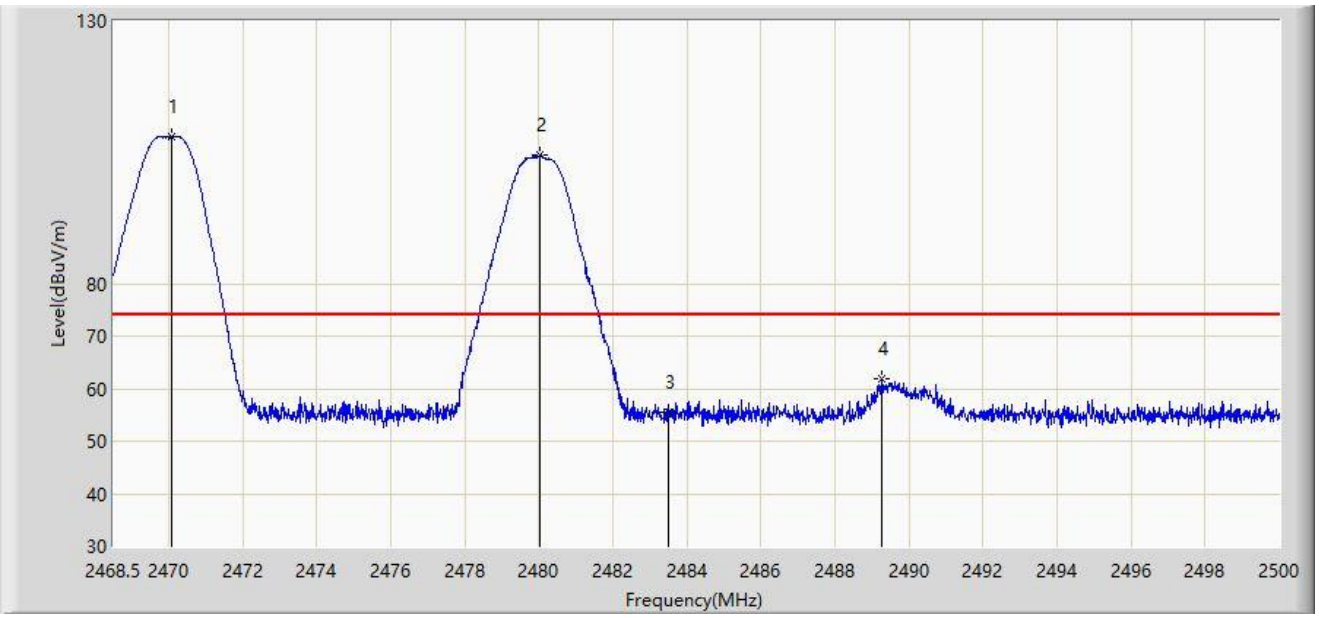

No	Mark	Frequency (MHz)	Measure Level (dBμV/m)	Reading Level (dBμV)	Margin (dB)	Limit (dBμV/m)	Factor (dB/m)	Type
1		2470.075	108.106	75.861	N/A	N/A	32.245	PK
2		2480.045	104.489	72.207	N/A	N/A	32.282	PK
3		2483.500	55.417	23.117	-18.583	74.000	32.300	PK
4	*	2489.259	61.811	29.481	-12.189	74.000	32.330	PK

Note 1: " * ", means this data is the worst emission level.

Note 2: Measure Level (dBμV/m) = Reading Level (dBμV) + Factor (dB/m).

Note 3: Factor (dB/m) = Cable Loss (dB) + Antenna Factor (dB/m).

Site: SIP-AC3	Test Date: 2024-05-16
Limit: FCC_2.4G_RE(3m)	Engineer: Justin Guo
Probe: HF907_102861_1-18GHz	Polarity: Vertical
EUT: ACCESS POINT	Power: AC 120V/60Hz
Test Mode: Transmit at Ant 2 - Filter 1# - 2480MHz and Ant 1 - Filter 7# - 2470MHz	

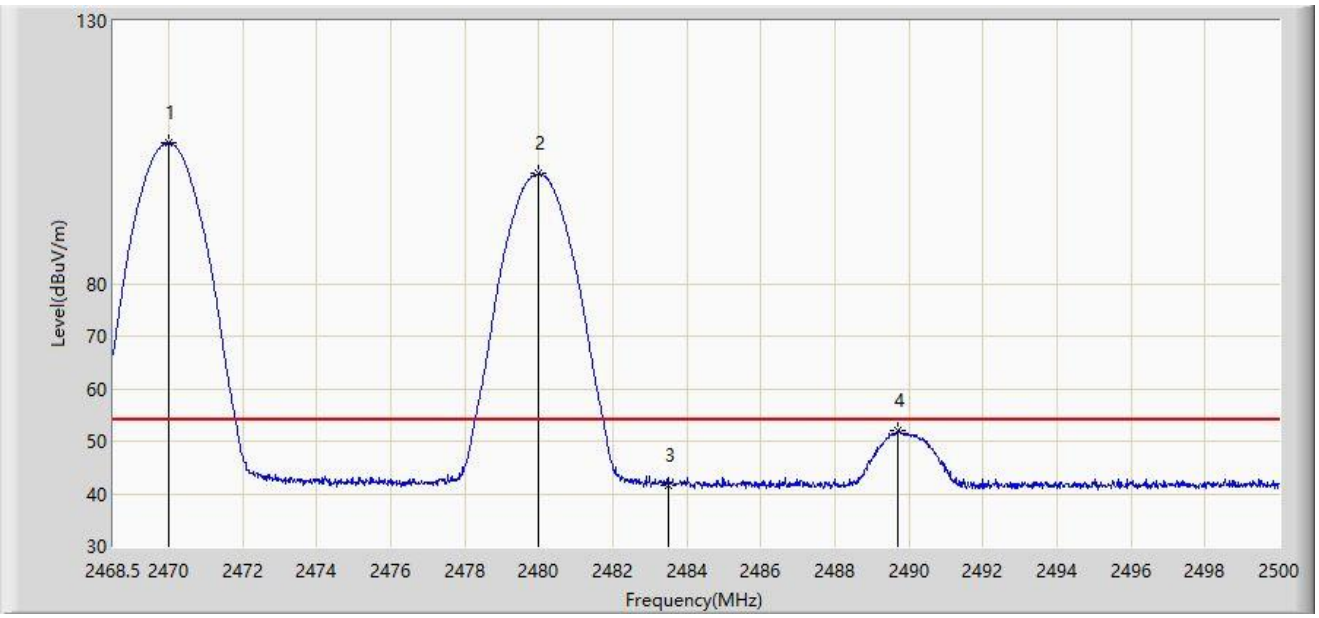

No	Mark	Frequency (MHz)	Measure Level (dBμV/m)	Reading Level (dBμV)	Margin (dB)	Limit (dBμV/m)	Factor (dB/m)	Type
1		2470.012	106.759	74.514	N/A	N/A	32.244	AV
2		2479.998	100.874	68.592	N/A	N/A	32.282	AV
3		2483.500	41.732	9.432	-12.268	54.000	32.300	AV
4	*	2489.715	51.897	19.565	-2.103	54.000	32.333	AV

Note 1: " * ", means this data is the worst emission level.

Note 2: Measure Level (dBμV/m) = Reading Level (dBμV) + Factor (dB/m).

Note 3: Factor (dB/m) = Cable Loss (dB) + Antenna Factor (dB/m).

Site: SIP-AC3	Test Date: 2024-05-16
Limit: FCC_2.4G_RE(3m)	Engineer: Justin Guo
Probe: HF907_102861_1-18GHz	Polarity: Horizontal
EUT: ACCESS POINT	Power: AC 120V/60Hz
Test Mode: Transmit at Ant 2 - Filter 1# - 2480MHz and Ant 1 - Filter 7# - 2472MHz	

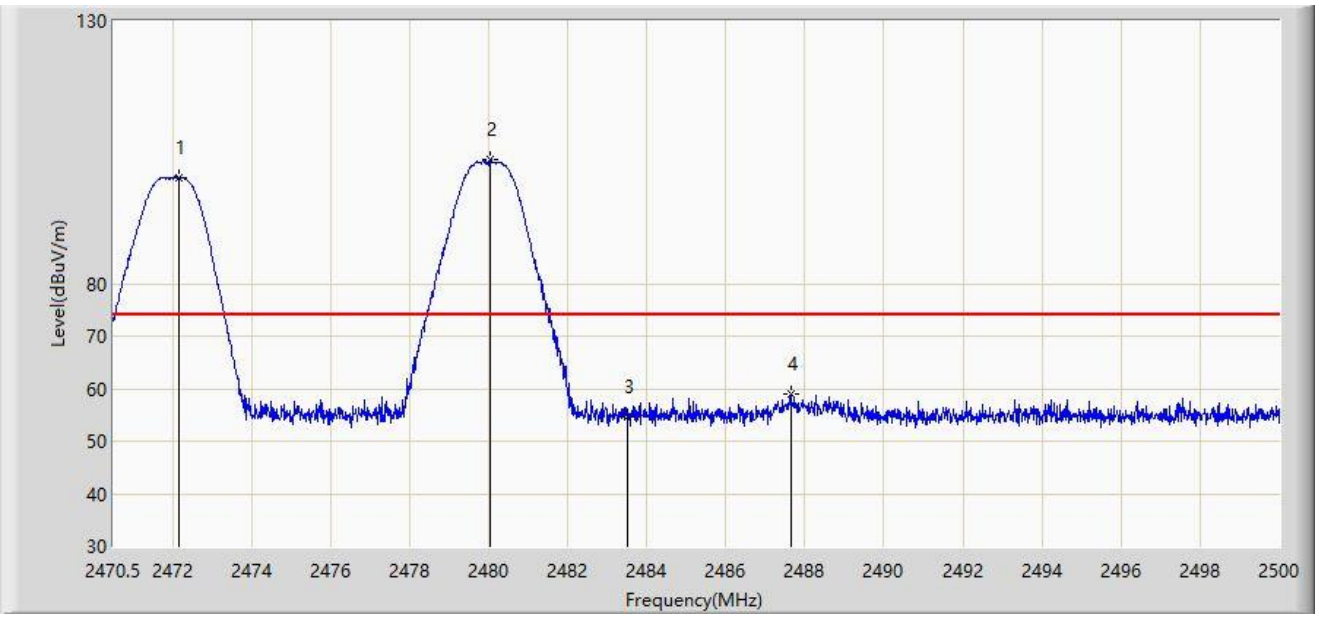

No	Mark	Frequency (MHz)	Measure Level (dBμV/m)	Reading Level (dBμV)	Margin (dB)	Limit (dBμV/m)	Factor (dB/m)	Type
1		2472.181	100.119	67.866	N/A	N/A	32.252	PK
2		2480.029	103.607	71.325	N/A	N/A	32.282	PK
3		2483.500	54.581	22.281	-19.419	74.000	32.300	PK
4	*	2487.639	59.127	26.805	-14.873	74.000	32.322	PK

Note 1: " * ", means this data is the worst emission level.

Note 2: Measure Level (dBμV/m) = Reading Level (dBμV) + Factor (dB/m).

Note 3: Factor (dB/m) = Cable Loss (dB) + Antenna Factor (dB/m).

Site: SIP-AC3	Test Date: 2024-05-16
Limit: FCC_2.4G_RE(3m)	Engineer: Justin Guo
Probe: HF907_102861_1-18GHz	Polarity: Horizontal
EUT: ACCESS POINT	Power: AC 120V/60Hz
Test Mode: Transmit at Ant 2 - Filter 1# - 2480MHz and Ant 1 - Filter 7# - 2472MHz	

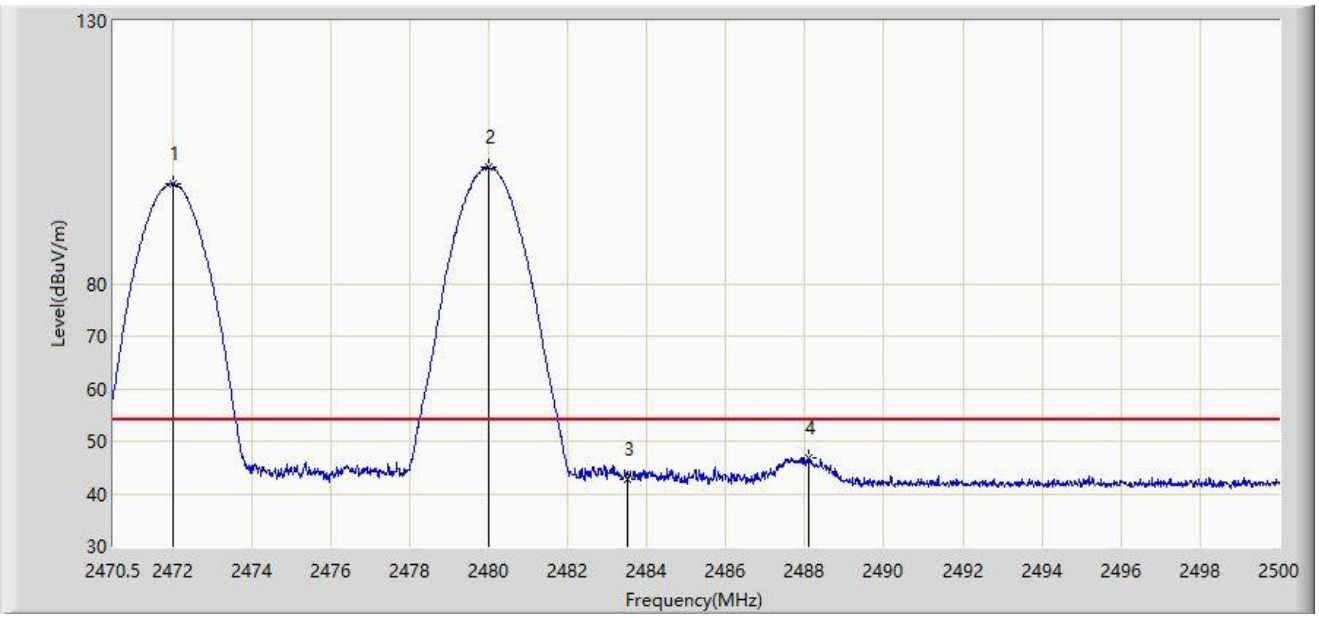

No	Mark	Frequency (MHz)	Measure Level (dBμV/m)	Reading Level (dBμV)	Margin (dB)	Limit (dBμV/m)	Factor (dB/m)	Type
1		2472.004	99.002	66.750	N/A	N/A	32.252	AV
2		2479.984	102.087	69.805	N/A	N/A	32.282	AV
3		2483.500	42.802	10.502	-11.198	54.000	32.300	AV
4	*	2488.112	46.934	14.610	-7.066	54.000	32.325	AV

Note 1: " * ", means this data is the worst emission level.

Note 2: Measure Level (dBμV/m) = Reading Level (dBμV) + Factor (dB/m).

Note 3: Factor (dB/m) = Cable Loss (dB) + Antenna Factor (dB/m).

Site: SIP-AC3	Test Date: 2024-05-16
Limit: FCC_2.4G_RE(3m)	Engineer: Justin Guo
Probe: HF907_102861_1-18GHz	Polarity: Vertical
EUT: ACCESS POINT	Power: AC 120V/60Hz
Test Mode: Transmit at Ant 2 - Filter 1# - 2480MHz and Ant 1 - Filter 7# - 2472MHz	

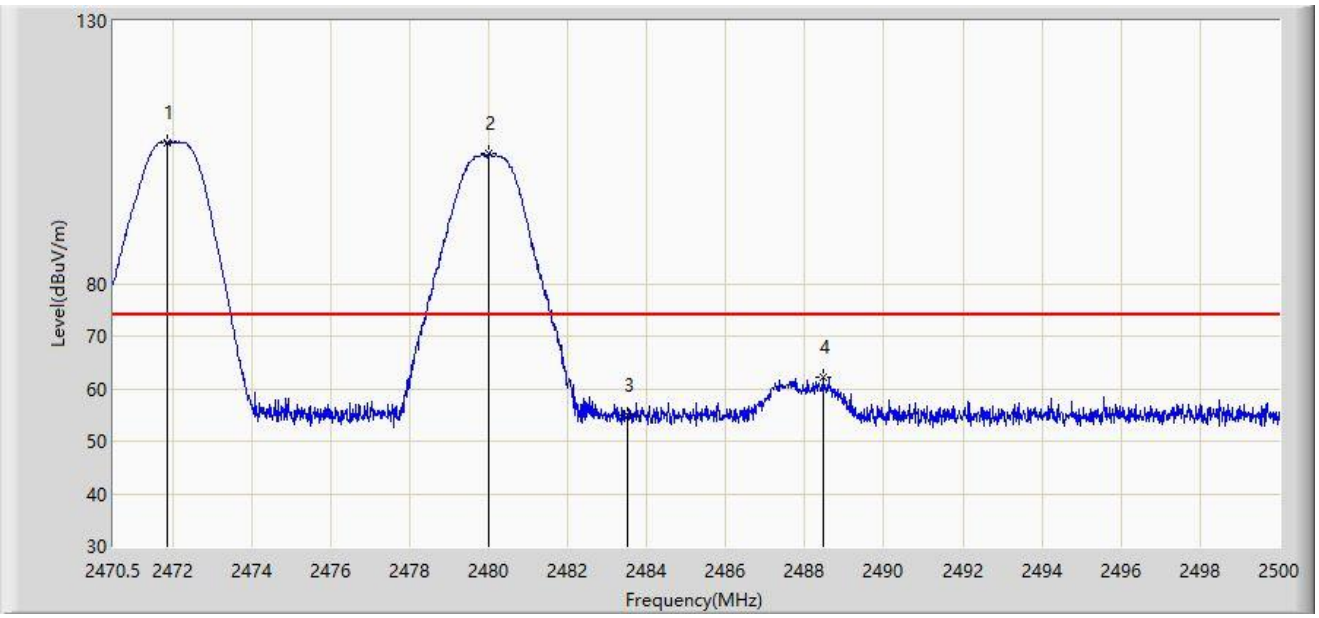

No	Mark	Frequency (MHz)	Measure Level (dBμV/m)	Reading Level (dBμV)	Margin (dB)	Limit (dBμV/m)	Factor (dB/m)	Type
1		2471.886	106.933	74.682	N/A	N/A	32.252	PK
2		2479.999	104.866	72.584	N/A	N/A	32.282	PK
3		2483.500	55.050	22.750	-18.950	74.000	32.300	PK
4	*	2488.451	62.188	29.862	-11.812	74.000	32.326	PK

Note 1: " * ", means this data is the worst emission level.

Note 2: Measure Level (dBμV/m) = Reading Level (dBμV) + Factor (dB/m).

Note 3: Factor (dB/m) = Cable Loss (dB) + Antenna Factor (dB/m).

Site: SIP-AC3	Test Date: 2024-05-16
Limit: FCC_2.4G_RE(3m)	Engineer: Justin Guo
Probe: HF907_102861_1-18GHz	Polarity: Vertical
EUT: ACCESS POINT	Power: AC 120V/60Hz
Test Mode: Transmit at Ant 2 - Filter 1# - 2480MHz and Ant 1 - Filter 7# - 2472MHz	

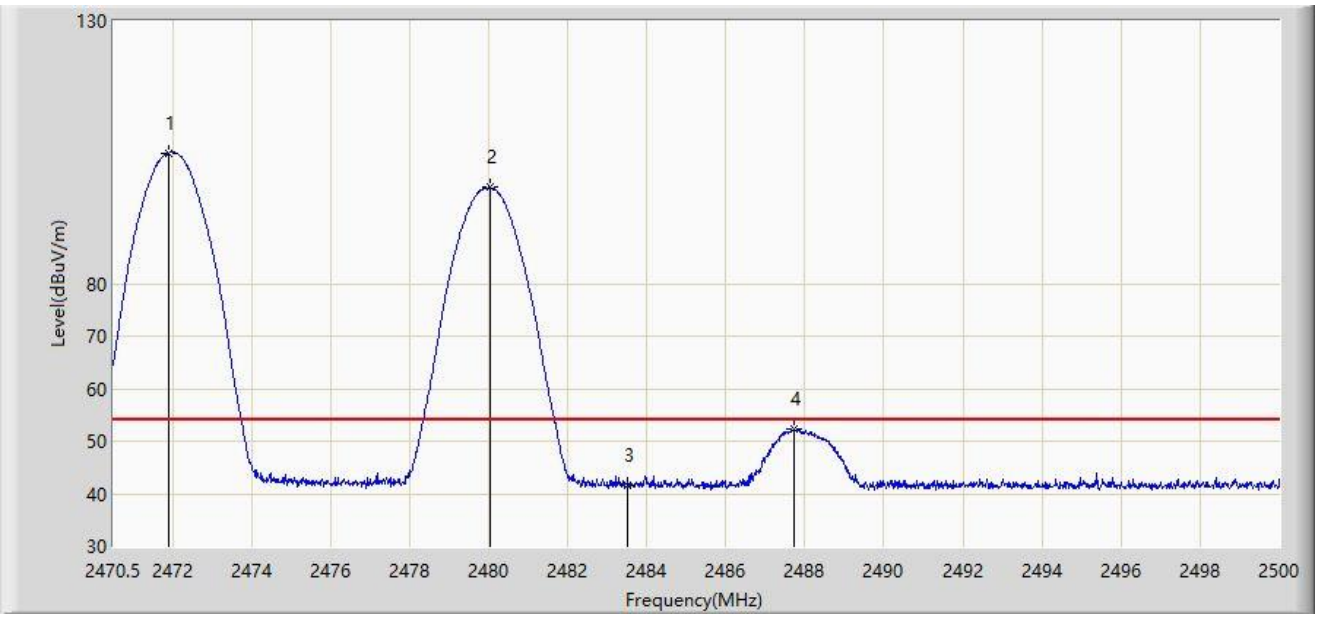

No	Mark	Frequency (MHz)	Measure Level (dBμV/m)	Reading Level (dBμV)	Margin (dB)	Limit (dBμV/m)	Factor (dB/m)	Type
1		2471.901	104.857	72.605	N/A	N/A	32.252	AV
2		2480.029	98.268	65.986	N/A	N/A	32.282	AV
3		2483.500	41.450	9.150	-12.550	54.000	32.300	AV
4	*	2487.743	52.417	20.095	-1.583	54.000	32.323	AV

Note 1: " * ", means this data is the worst emission level.

Note 2: Measure Level (dBμV/m) = Reading Level (dBμV) + Factor (dB/m).

Note 3: Factor (dB/m) = Cable Loss (dB) + Antenna Factor (dB/m).

Site: SIP-AC3	Test Date: 2024-05-16
Limit: FCC_2.4G_RE(3m)	Engineer: Justin Guo
Probe: HF907_102861_1-18GHz	Polarity: Horizontal
EUT: ACCESS POINT	Power: AC 120V/60Hz
Test Mode: Transmit at Ant 2 - Filter 1# - 2480MHz and Ant 1 - Filter 7# - 2474MHz	

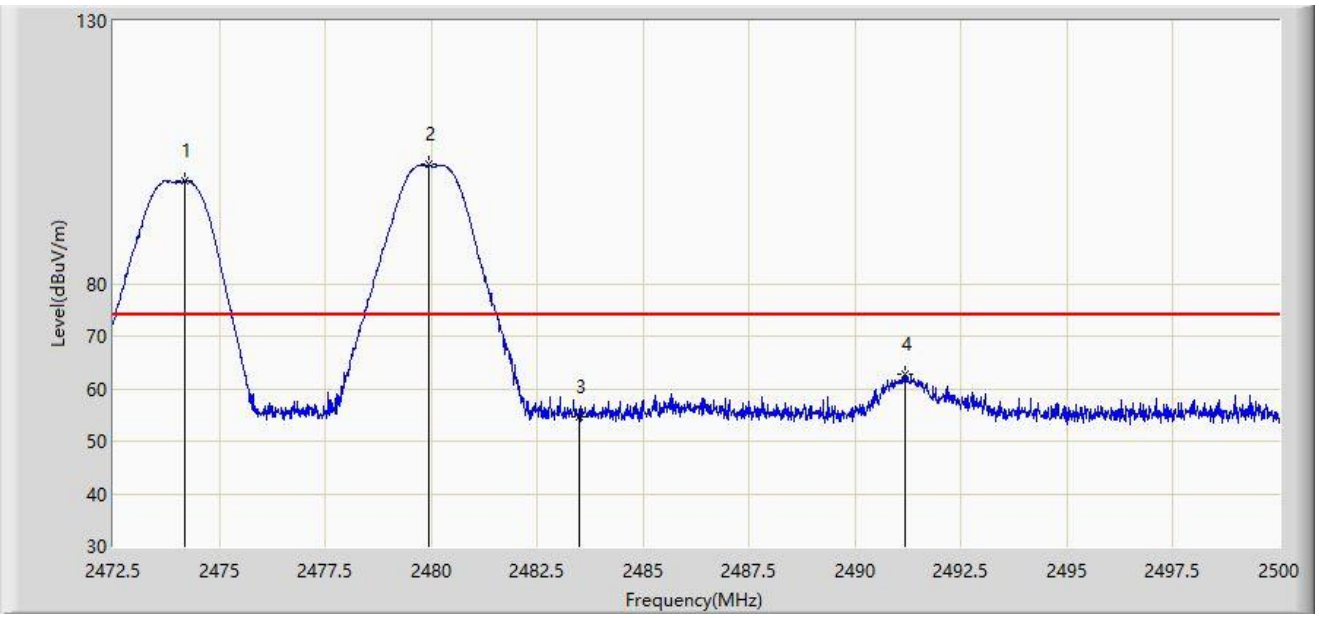

No	Mark	Frequency (MHz)	Measure Level (dBμV/m)	Reading Level (dBμV)	Margin (dB)	Limit (dBμV/m)	Factor (dB/m)	Type
1		2474.191	99.449	67.189	N/A	N/A	32.260	PK
2		2479.952	102.610	70.328	N/A	N/A	32.282	PK
3		2483.500	54.514	22.214	-19.486	74.000	32.300	PK
4	*	2491.186	62.890	30.550	-11.110	74.000	32.340	PK

Note 1: " * ", means this data is the worst emission level.

Note 2: Measure Level (dBμV/m) = Reading Level (dBμV) + Factor (dB/m).

Note 3: Factor (dB/m) = Cable Loss (dB) + Antenna Factor (dB/m).

Site: SIP-AC3	Test Date: 2024-05-16
Limit: FCC_2.4G_RE(3m)	Engineer: Justin Guo
Probe: HF907_102861_1-18GHz	Polarity: Horizontal
EUT: ACCESS POINT	Power: AC 120V/60Hz
Test Mode: Transmit at Ant 2 - Filter 1# - 2480MHz and Ant 1 - Filter 7# - 2474MHz	

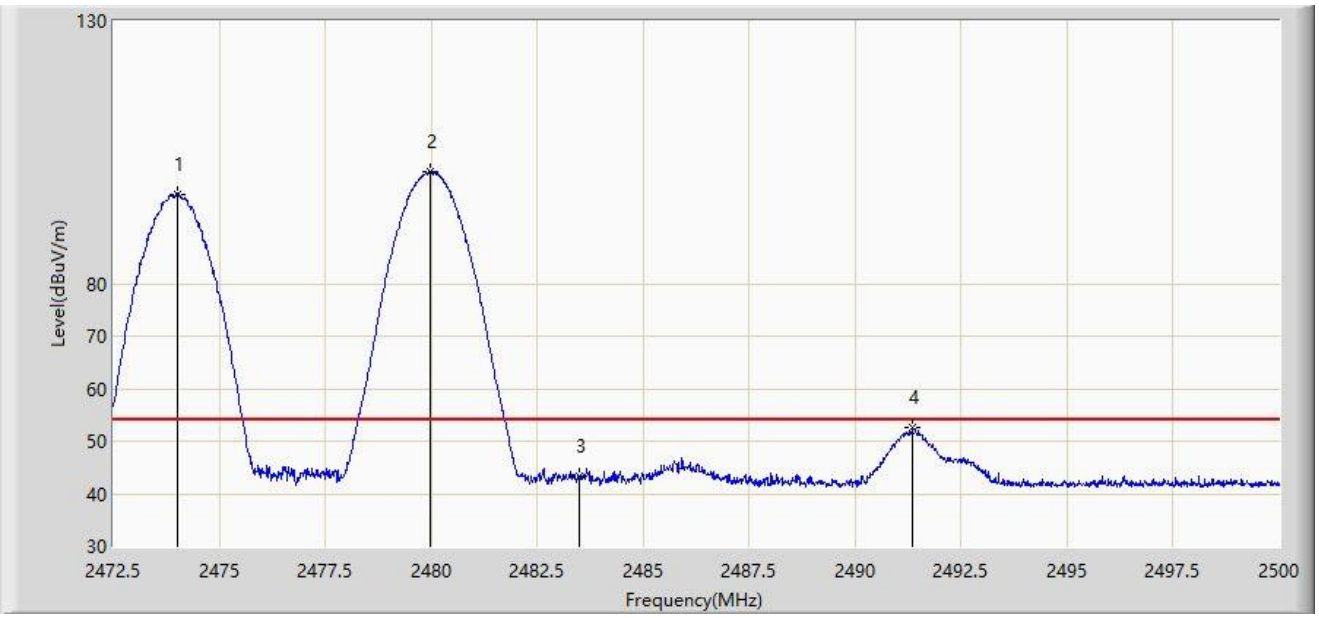

No	Mark	Frequency (MHz)	Measure Level (dBμV/m)	Reading Level (dBμV)	Margin (dB)	Limit (dBμV/m)	Factor (dB/m)	Type
1		2474.026	97.055	64.796	N/A	N/A	32.259	AV
2		2479.966	101.193	68.911	N/A	N/A	32.282	AV
3		2483.500	43.276	10.976	-10.724	54.000	32.300	AV
4	*	2491.351	52.477	20.136	-1.523	54.000	32.341	AV

Note 1: " * ", means this data is the worst emission level.

Note 2: Measure Level (dBμV/m) = Reading Level (dBμV) + Factor (dB/m).

Note 3: Factor (dB/m) = Cable Loss (dB) + Antenna Factor (dB/m).

Site: SIP-AC3	Test Date: 2024-05-16
Limit: FCC_2.4G_RE(3m)	Engineer: Justin Guo
Probe: HF907_102861_1-18GHz	Polarity: Vertical
EUT: ACCESS POINT	Power: AC 120V/60Hz
Test Mode: Transmit at Ant 2 - Filter 1# - 2480MHz and Ant 1 - Filter 7# - 2474MHz	

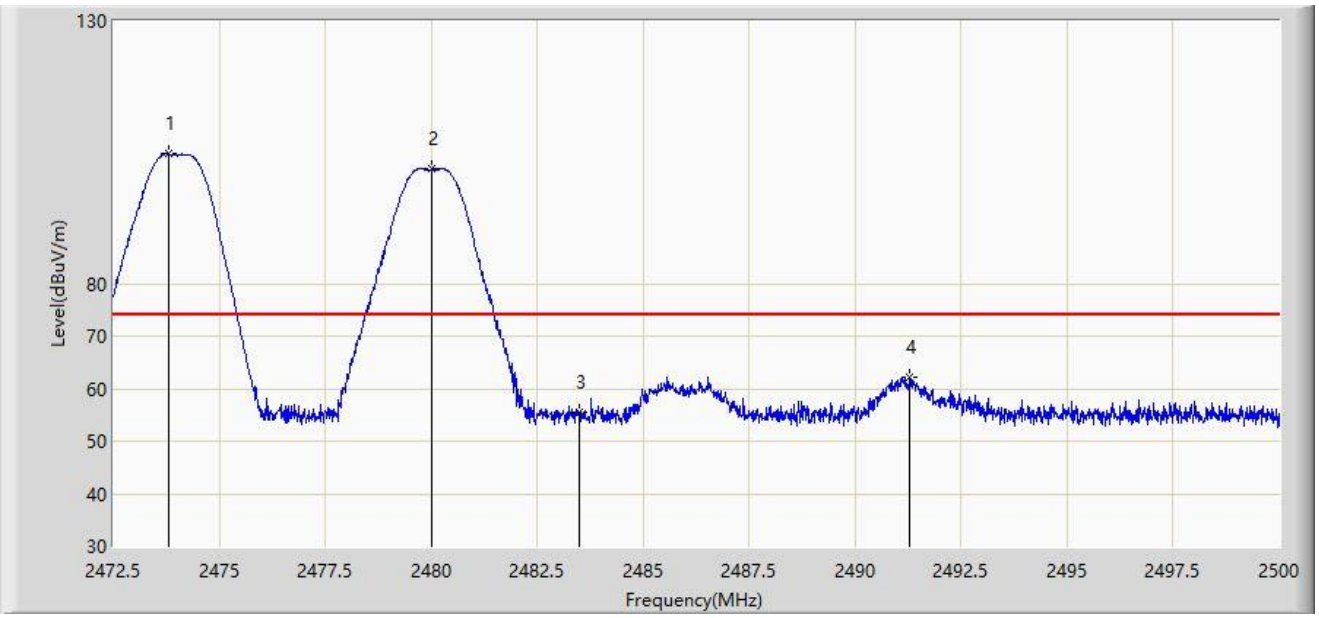

No	Mark	Frequency (MHz)	Measure Level (dBμV/m)	Reading Level (dBμV)	Margin (dB)	Limit (dBμV/m)	Factor (dB/m)	Type
1		2473.806	104.652	72.394	N/A	N/A	32.258	PK
2		2480.021	101.952	69.670	N/A	N/A	32.282	PK
3		2483.500	55.637	23.337	-18.363	74.000	32.300	PK
4	*	2491.282	62.214	29.873	-11.786	74.000	32.340	PK

Note 1: " * ", means this data is the worst emission level.

Note 2: Measure Level (dBμV/m) = Reading Level (dBμV) + Factor (dB/m).

Note 3: Factor (dB/m) = Cable Loss (dB) + Antenna Factor (dB/m).

Site: SIP-AC3	Test Date: 2024-05-16
Limit: FCC_2.4G_RE(3m)	Engineer: Justin Guo
Probe: HF907_102861_1-18GHz	Polarity: Vertical
EUT: ACCESS POINT	Power: AC 120V/60Hz
Test Mode: Transmit at Ant 2 - Filter 1# - 2480MHz and Ant 1 - Filter 7# - 2474MHz	

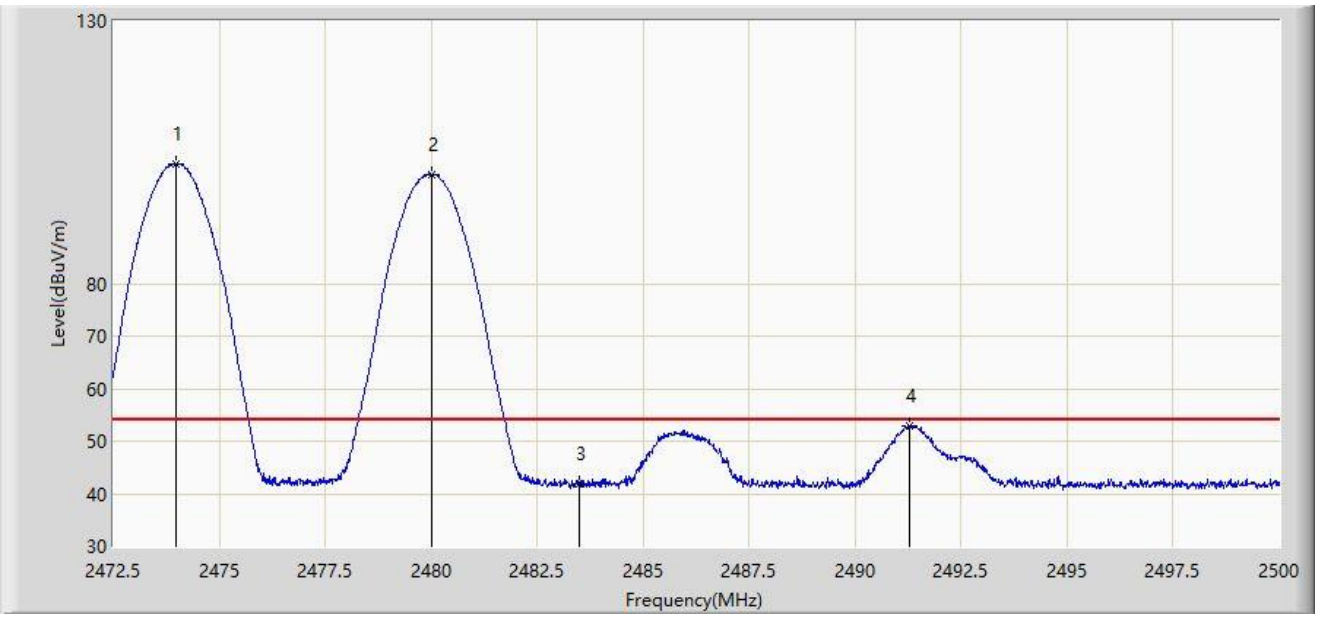

No	Mark	Frequency (MHz)	Measure Level (dBμV/m)	Reading Level (dBμV)	Margin (dB)	Limit (dBμV/m)	Factor (dB/m)	Type
1		2473.985	102.867	70.608	N/A	N/A	32.259	AV
2		2480.008	100.828	68.546	N/A	N/A	32.282	AV
3		2483.500	41.917	9.617	-12.083	54.000	32.300	AV
4	*	2491.269	52.954	20.613	-1.046	54.000	32.340	AV

Note 1: " * ", means this data is the worst emission level.

Note 2: Measure Level (dBμV/m) = Reading Level (dBμV) + Factor (dB/m).

Note 3: Factor (dB/m) = Cable Loss (dB) + Antenna Factor (dB/m).

Site: SIP-AC3	Test Date: 2024-05-17
Limit: FCC_2.4G_RE(3m)	Engineer: Justin Guo
Probe: HF907_102861_1-18GHz	Polarity: Horizontal
EUT: ACCESS POINT	Power: AC 120V/60Hz
Test Mode: Transmit at Ant 2 - Filter 1# - 2480MHz and Ant 1 - Filter 7# - 2476MHz	

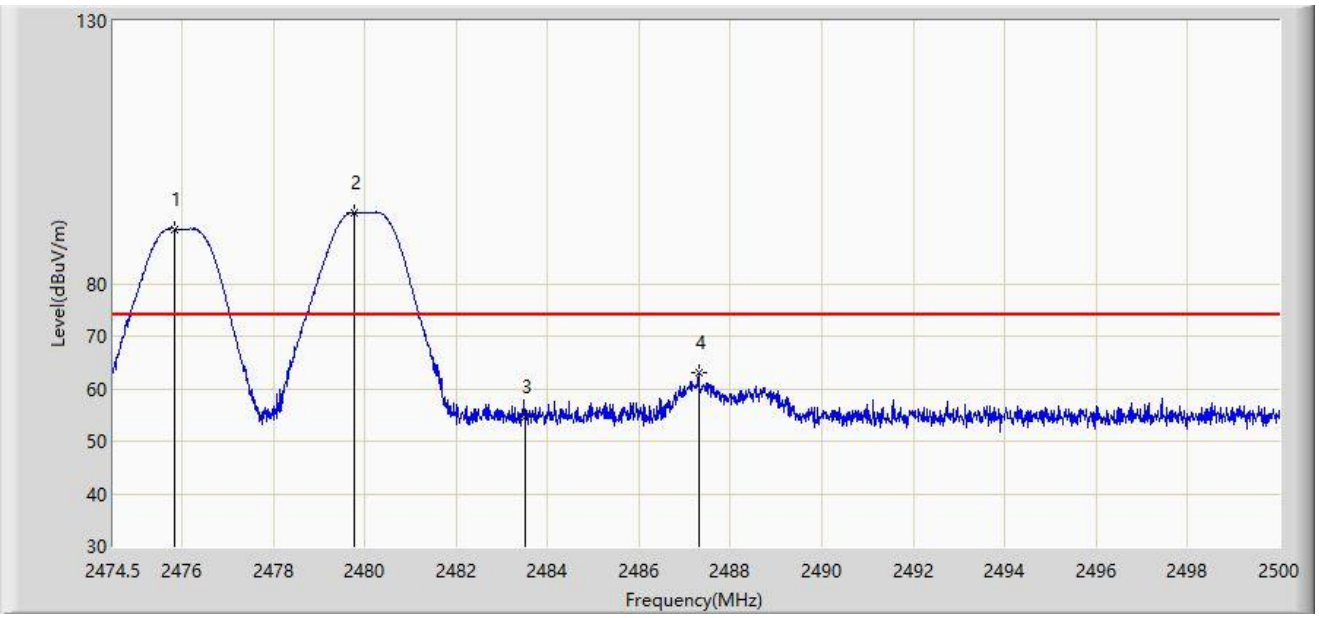

No	Mark	Frequency (MHz)	Measure Level (dBμV/m)	Reading Level (dBμV)	Margin (dB)	Limit (dBμV/m)	Factor (dB/m)	Type
1		2475.839	90.409	58.143	N/A	N/A	32.266	PK
2		2479.766	93.564	61.283	N/A	N/A	32.281	PK
3		2483.500	54.668	22.368	-19.332	74.000	32.300	PK
4	*	2487.314	63.148	30.828	-10.852	74.000	32.320	PK

Note 1: " * ", means this data is the worst emission level.

Note 2: Measure Level (dBμV/m) = Reading Level (dBμV) + Factor (dB/m).

Note 3: Factor (dB/m) = Cable Loss (dB) + Antenna Factor (dB/m).

Site: SIP-AC3	Test Date: 2024-05-17
Limit: FCC_2.4G_RE(3m)	Engineer: Justin Guo
Probe: HF907_102861_1-18GHz	Polarity: Horizontal
EUT: ACCESS POINT	Power: AC 120V/60Hz
Test Mode: Transmit at Ant 2 - Filter 1# - 2480MHz and Ant 1 - Filter 7# - 2476MHz	

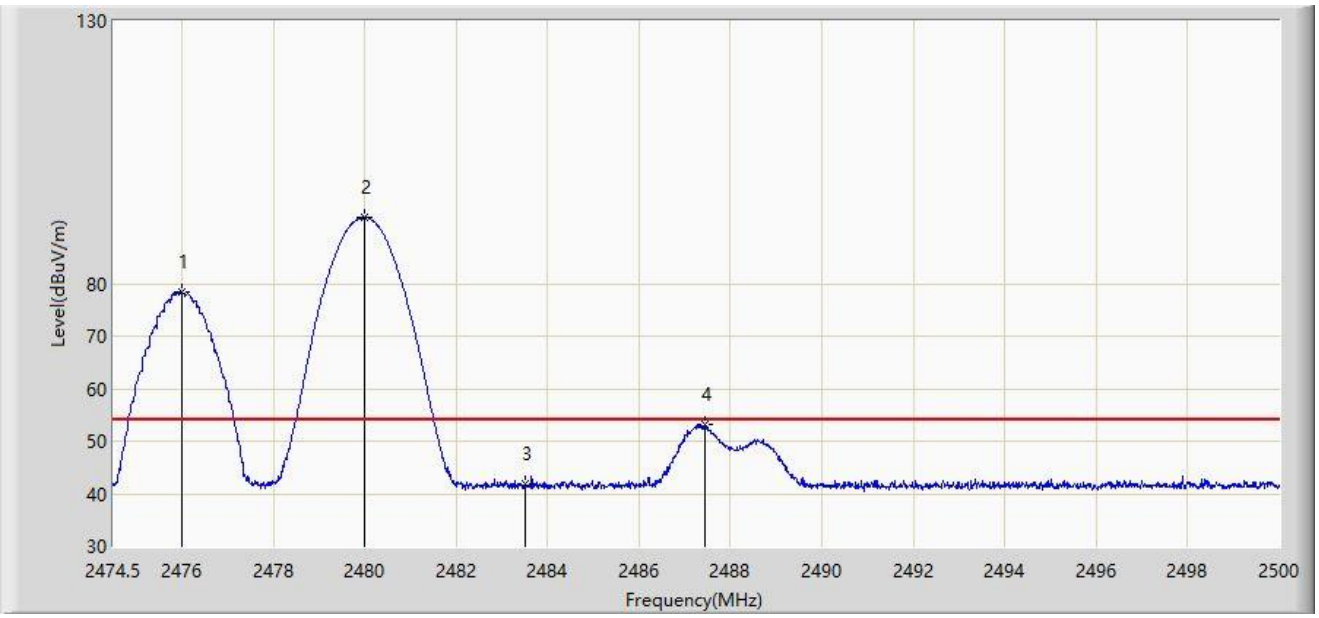

No	Mark	Frequency (MHz)	Measure Level (dBμV/m)	Reading Level (dBμV)	Margin (dB)	Limit (dBμV/m)	Factor (dB/m)	Type
1		2475.992	78.439	46.173	N/A	N/A	32.266	AV
2		2479.995	92.535	60.253	N/A	N/A	32.282	AV
3		2483.500	41.852	9.552	-12.148	54.000	32.300	AV
4	*	2487.441	53.249	20.928	-0.751	54.000	32.320	AV

Note 1: " * ", means this data is the worst emission level.

Note 2: Measure Level (dBμV/m) = Reading Level (dBμV) + Factor (dB/m).

Note 3: Factor (dB/m) = Cable Loss (dB) + Antenna Factor (dB/m).

Site: SIP-AC3	Test Date: 2024-05-17
Limit: FCC_2.4G_RE(3m)	Engineer: Justin Guo
Probe: HF907_102861_1-18GHz	Polarity: Vertical
EUT: ACCESS POINT	Power: AC 120V/60Hz
Test Mode: Transmit at Ant 2 - Filter 1# - 2480MHz and Ant 1 - Filter 7# - 2476MHz	

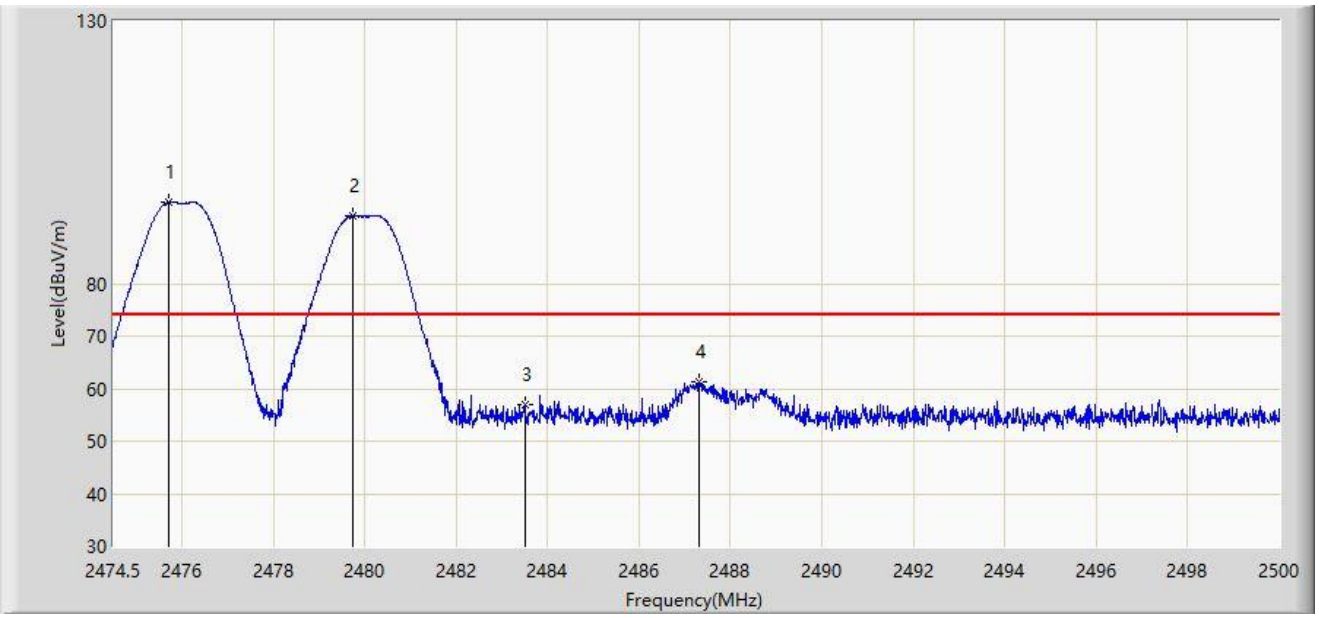

No	Mark	Frequency (MHz)	Measure Level (dBμV/m)	Reading Level (dBμV)	Margin (dB)	Limit (dBμV/m)	Factor (dB/m)	Type
1		2475.711	95.512	63.247	N/A	N/A	32.265	PK
2		2479.740	92.892	60.611	N/A	N/A	32.281	PK
3		2483.500	56.933	24.633	-17.067	74.000	32.300	PK
4	*	2487.301	61.338	29.018	-12.662	74.000	32.320	PK

Note 1: " * ", means this data is the worst emission level.

Note 2: Measure Level (dBμV/m) = Reading Level (dBμV) + Factor (dB/m).

Note 3: Factor (dB/m) = Cable Loss (dB) + Antenna Factor (dB/m).

Site: SIP-AC3	Test Date: 2024-05-17
Limit: FCC_2.4G_RE(3m)	Engineer: Justin Guo
Probe: HF907_102861_1-18GHz	Polarity: Vertical
EUT: ACCESS POINT	Power: AC 120V/60Hz
Test Mode: Transmit at Ant 2 - Filter 1# - 2480MHz and Ant 1 - Filter 7# - 2476MHz	

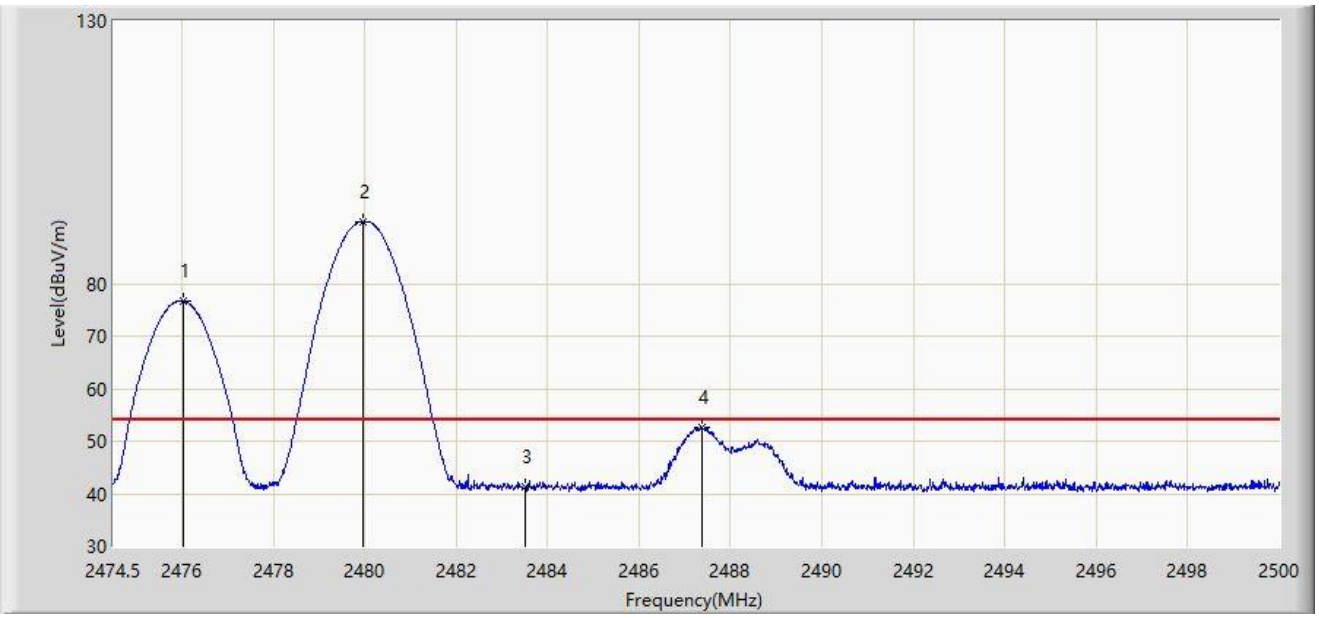

No	Mark	Frequency (MHz)	Measure Level (dBμV/m)	Reading Level (dBμV)	Margin (dB)	Limit (dBμV/m)	Factor (dB/m)	Type
1		2476.030	76.755	44.489	N/A	N/A	32.267	AV
2		2479.957	91.855	59.573	N/A	N/A	32.282	AV
3		2483.500	41.240	8.940	-12.760	54.000	32.300	AV
4	*	2487.365	52.702	20.382	-1.298	54.000	32.320	AV

Note 1: " * ", means this data is the worst emission level.

Note 2: Measure Level (dBμV/m) = Reading Level (dBμV) + Factor (dB/m).

Note 3: Factor (dB/m) = Cable Loss (dB) + Antenna Factor (dB/m).

Site: SIP-AC3	Test Date: 2024-05-17
Limit: FCC_2.4G_RE(3m)	Engineer: Justin Guo
Probe: HF907_102861_1-18GHz	Polarity: Horizontal
EUT: ACCESS POINT	Power: AC 120V/60Hz
Test Mode: Transmit at Ant 2 - Filter 1# - 2480MHz and Ant 1 - Filter 7# - 2478MHz	

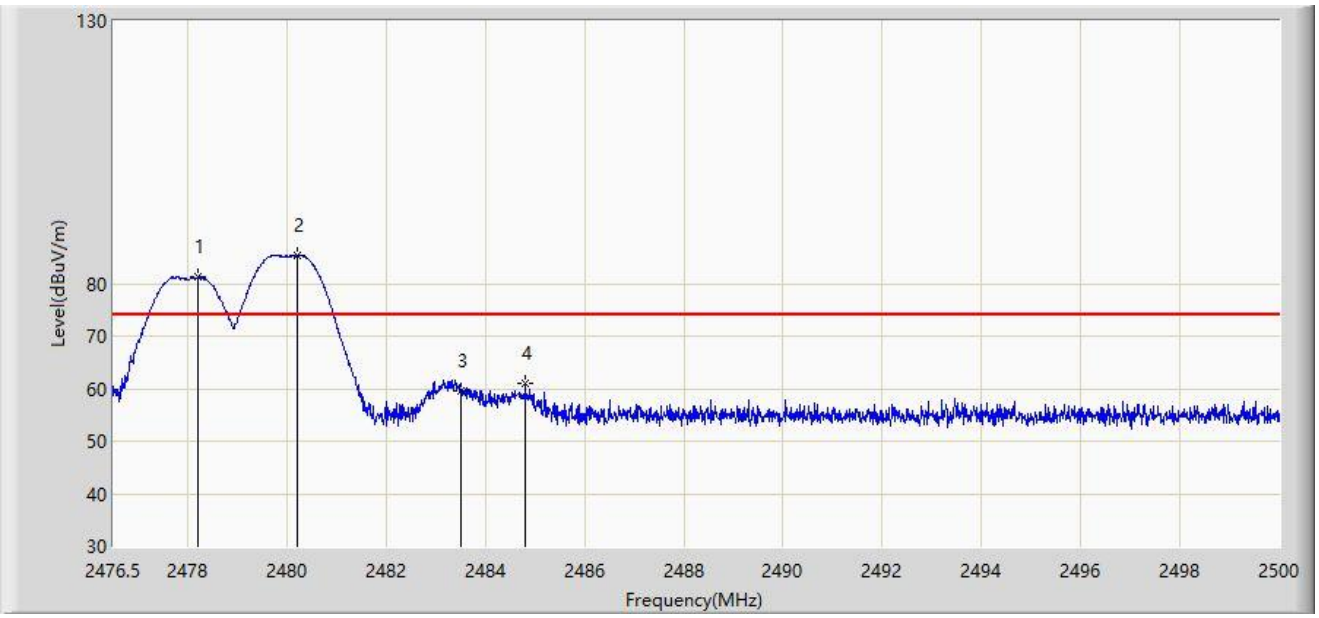

No	Mark	Frequency (MHz)	Measure Level (dBμV/m)	Reading Level (dBμV)	Margin (dB)	Limit (dBμV/m)	Factor (dB/m)	Type
1		2478.216	81.194	48.920	N/A	N/A	32.274	PK
2		2480.213	85.464	53.181	N/A	N/A	32.283	PK
3		2483.500	59.690	27.390	-14.310	74.000	32.300	PK
4	*	2484.807	61.120	28.813	-12.880	74.000	32.307	PK

Note 1: " * ", means this data is the worst emission level.

Note 2: Measure Level (dBμV/m) = Reading Level (dBμV) + Factor (dB/m).

Note 3: Factor (dB/m) = Cable Loss (dB) + Antenna Factor (dB/m).

Site: SIP-AC3	Test Date: 2024-05-17
Limit: FCC_2.4G_RE(3m)	Engineer: Justin Guo
Probe: HF907_102861_1-18GHz	Polarity: Horizontal
EUT: ACCESS POINT	Power: AC 120V/60Hz
Test Mode: Transmit at Ant 2 - Filter 1# - 2480MHz and Ant 1 - Filter 7# - 2478MHz	

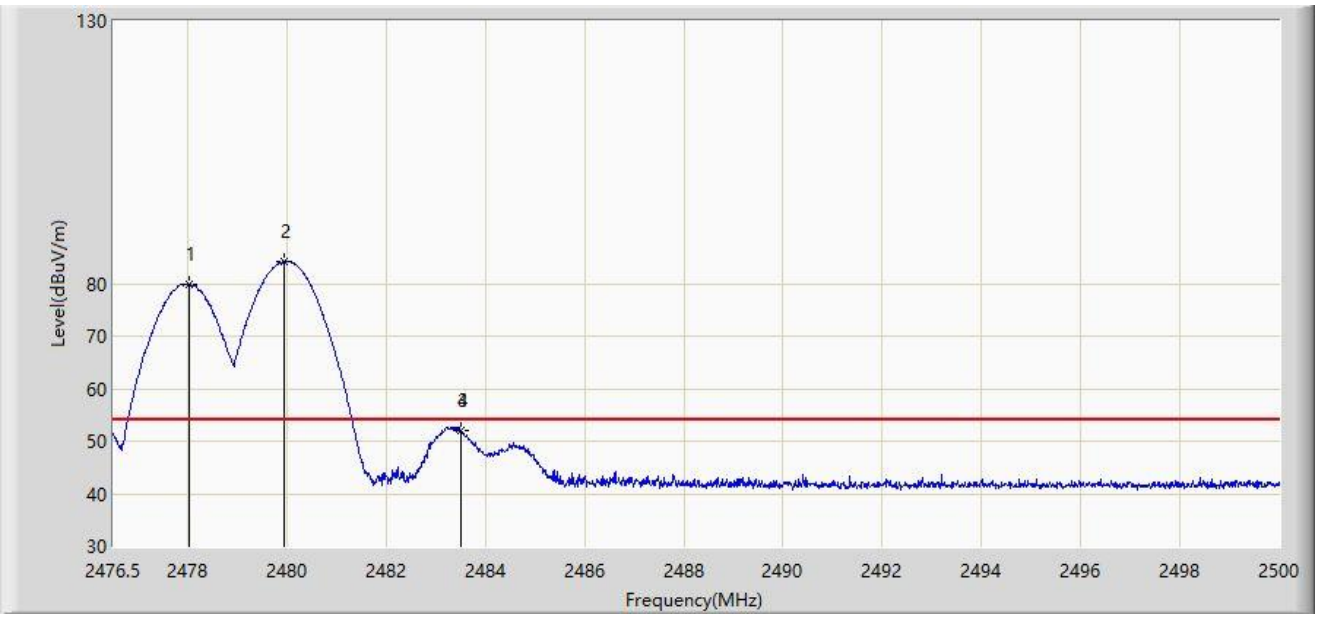

No	Mark	Frequency (MHz)	Measure Level (dBμV/m)	Reading Level (dBμV)	Margin (dB)	Limit (dBμV/m)	Factor (dB/m)	Type
1		2478.028	79.959	47.685	N/A	N/A	32.274	AV
2		2479.955	84.139	51.857	N/A	N/A	32.282	AV
3		2483.500	52.130	19.830	-1.870	54.000	32.300	AV
4	*	2483.515	52.167	19.867	-1.833	54.000	32.301	AV

Note 1: " * ", means this data is the worst emission level.

Note 2: Measure Level (dBμV/m) = Reading Level (dBμV) + Factor (dB/m).

Note 3: Factor (dB/m) = Cable Loss (dB) + Antenna Factor (dB/m).

Site: SIP-AC3	Test Date: 2024-05-17
Limit: FCC_2.4G_RE(3m)	Engineer: Justin Guo
Probe: HF907_102861_1-18GHz	Polarity: Vertical
EUT: ACCESS POINT	Power: AC 120V/60Hz
Test Mode: Transmit at Ant 2 - Filter 1# - 2480MHz and Ant 1 - Filter 7# - 2478MHz	

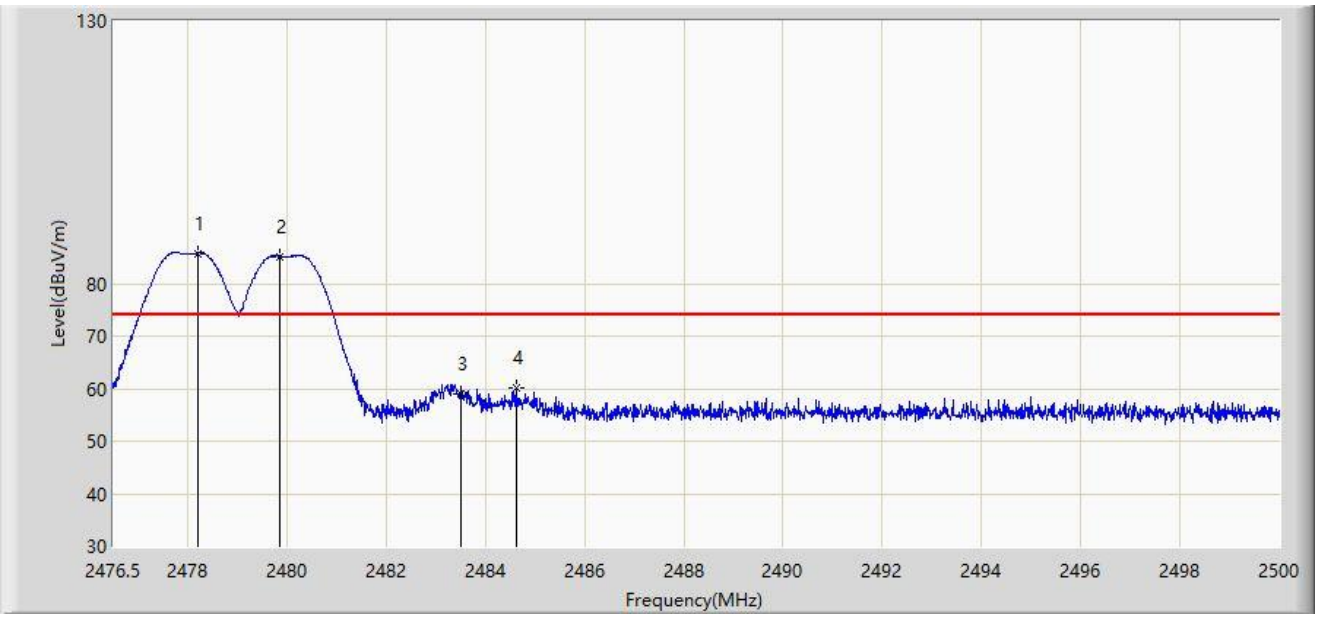

No	Mark	Frequency (MHz)	Measure Level (dBμV/m)	Reading Level (dBμV)	Margin (dB)	Limit (dBμV/m)	Factor (dB/m)	Type
1		2478.204	85.770	53.496	N/A	N/A	32.274	PK
2		2479.849	85.189	52.908	N/A	N/A	32.281	PK
3		2483.500	58.960	26.660	-15.040	74.000	32.300	PK
4	*	2484.619	60.011	27.705	-13.989	74.000	32.306	PK

Note 1: " * ", means this data is the worst emission level.

Note 2: Measure Level (dBμV/m) = Reading Level (dBμV) + Factor (dB/m).

Note 3: Factor (dB/m) = Cable Loss (dB) + Antenna Factor (dB/m).

Site: SIP-AC3	Test Date: 2024-05-17
Limit: FCC_2.4G_RE(3m)	Engineer: Justin Guo
Probe: HF907_102861_1-18GHz	Polarity: Vertical
EUT: ACCESS POINT	Power: AC 120V/60Hz
Test Mode: Transmit at Ant 2 - Filter 1# - 2480MHz and Ant 1 - Filter 7# - 2478MHz	

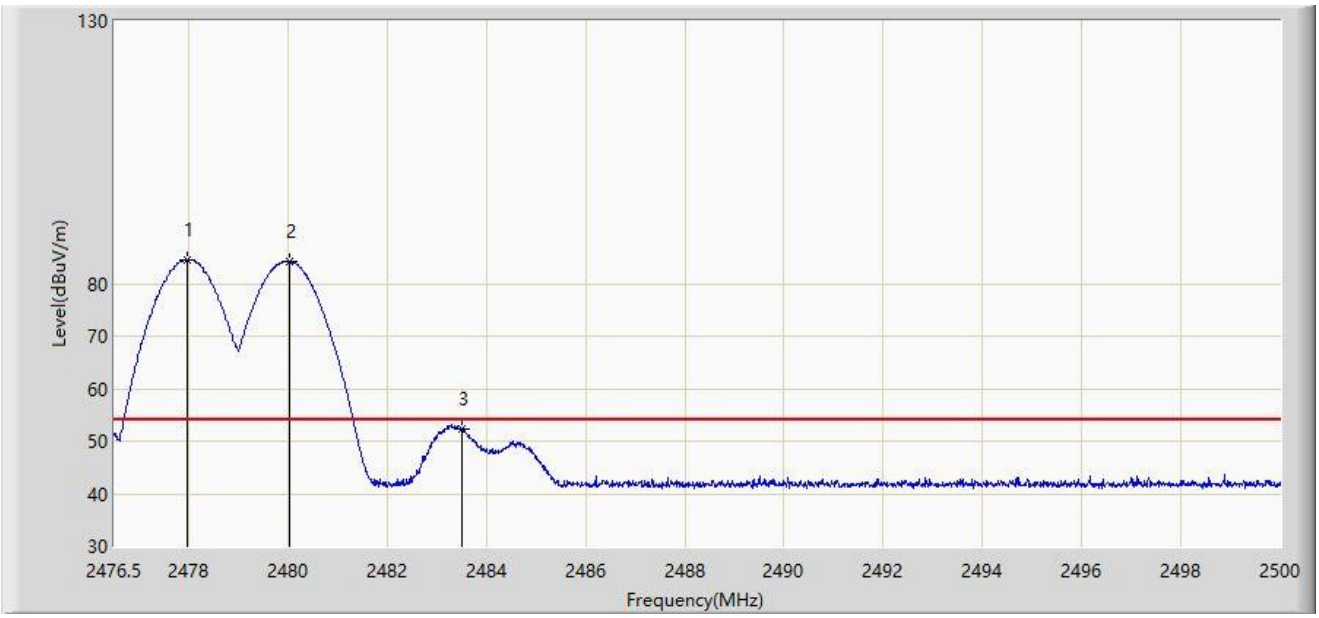

No	Mark	Frequency (MHz)	Measure Level (dBμV/m)	Reading Level (dBμV)	Margin (dB)	Limit (dBμV/m)	Factor (dB/m)	Type
1		2477.980	84.516	52.243	N/A	N/A	32.273	AV
2		2480.037	84.180	51.898	N/A	N/A	32.282	AV
3	*	2483.500	52.290	19.990	-1.710	54.000	32.300	AV

Note 1: " * ", means this data is the worst emission level.

Note 2: Measure Level (dBμV/m) = Reading Level (dBμV) + Factor (dB/m).

Note 3: Factor (dB/m) = Cable Loss (dB) + Antenna Factor (dB/m).

Site: SIP-AC3	Test Date: 2024-06-06
Limit: FCC_2.4G_RE(3m)	Engineer: Justin Guo
Probe: HF907_102861_1-18GHz	Polarity: Horizontal
EUT: ACCESS POINT	Power: AC 120V/60Hz
Test Mode: Transmit at Ant 2 - Filter 3# - 2480MHz and Ant 1 - Filter 7# - 2468MHz	

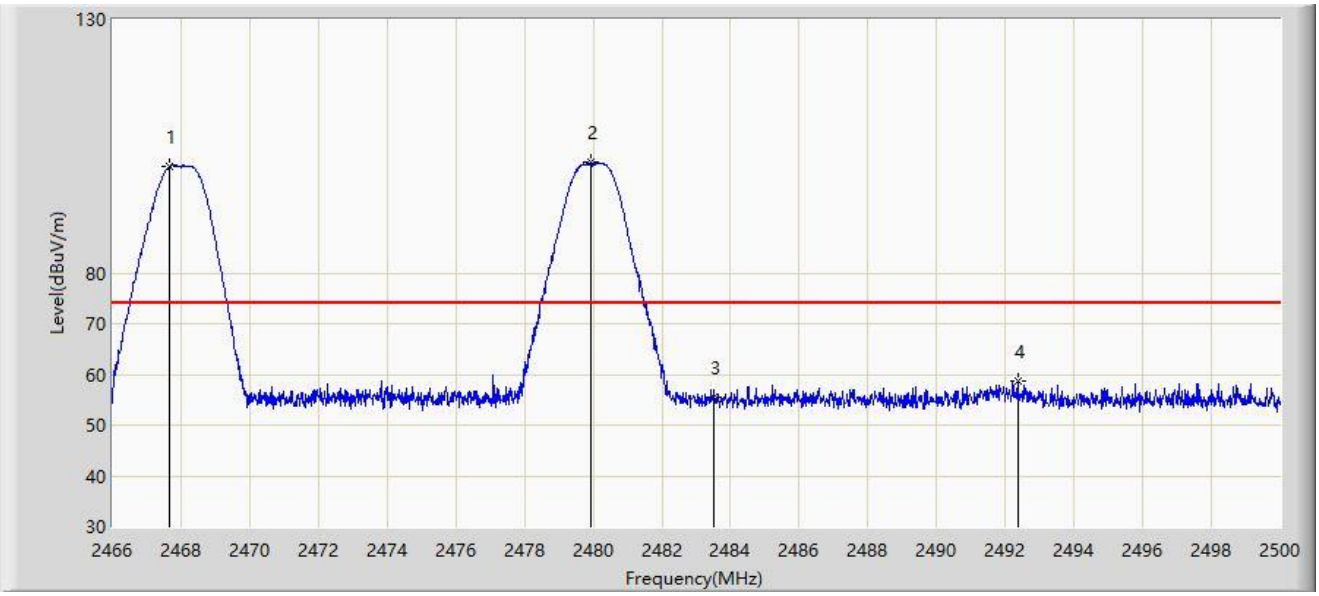

No	Mark	Frequency (MHz)	Measure Level (dBμV/m)	Reading Level (dBμV)	Margin (dB)	Limit (dBμV/m)	Factor (dB/m)	Type
1		2467.649	100.963	68.727	N/A	N/A	32.237	PK
2		2479.940	101.913	69.631	N/A	N/A	32.282	PK
3		2483.500	55.636	23.336	-18.364	74.000	32.300	PK
4	*	2492.367	58.598	26.252	-15.402	74.000	32.346	PK

Note 1: " * ", means this data is the worst emission level.

Note 2: Measure Level (dBμV/m) = Reading Level (dBμV) + Factor (dB/m).

Note 3: Factor (dB/m) = Cable Loss (dB) + Antenna Factor (dB/m).

Site: SIP-AC3	Test Date: 2024-06-06
Limit: FCC_2.4G_RE(3m)	Engineer: Justin Guo
Probe: HF907_102861_1-18GHz	Polarity: Horizontal
EUT: ACCESS POINT	Power: AC 120V/60Hz
Test Mode: Transmit at Ant 2 - Filter 3# - 2480MHz and Ant 1 - Filter 7# - 2468MHz	

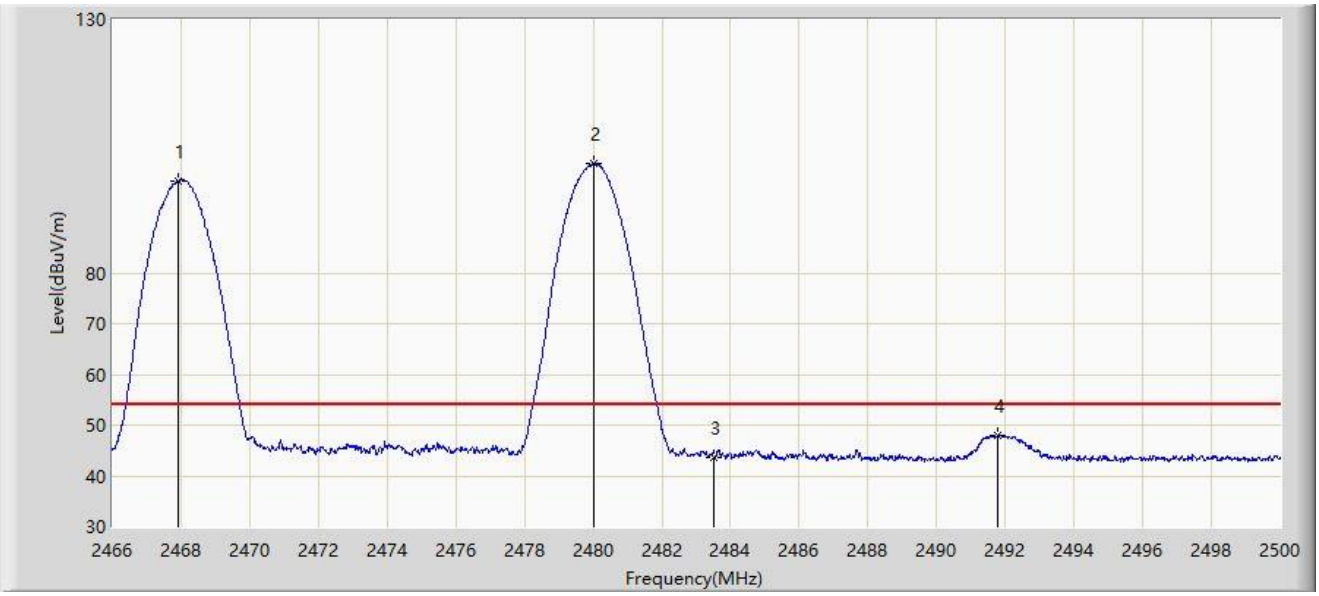

No	Mark	Frequency (MHz)	Measure Level (dBμV/m)	Reading Level (dBμV)	Margin (dB)	Limit (dBμV/m)	Factor (dB/m)	Type
1		2467.938	98.207	65.970	N/A	N/A	32.237	AV
2		2480.008	101.606	69.324	N/A	N/A	32.282	AV
3		2483.500	43.518	11.218	-10.482	54.000	32.300	AV
4	*	2491.772	48.061	15.718	-5.939	54.000	32.343	AV

Note 1: " * ", means this data is the worst emission level.

Note 2: Measure Level (dBμV/m) = Reading Level (dBμV) + Factor (dB/m).

Note 3: Factor (dB/m) = Cable Loss (dB) + Antenna Factor (dB/m).

Site: SIP-AC3	Test Date: 2024-06-06
Limit: FCC_2.4G_RE(3m)	Engineer: Justin Guo
Probe: HF907_102861_1-18GHz	Polarity: Vertical
EUT: ACCESS POINT	Power: AC 120V/60Hz
Test Mode: Transmit at Ant 2 - Filter 3# - 2480MHz and Ant 1 - Filter 7# - 2468MHz	

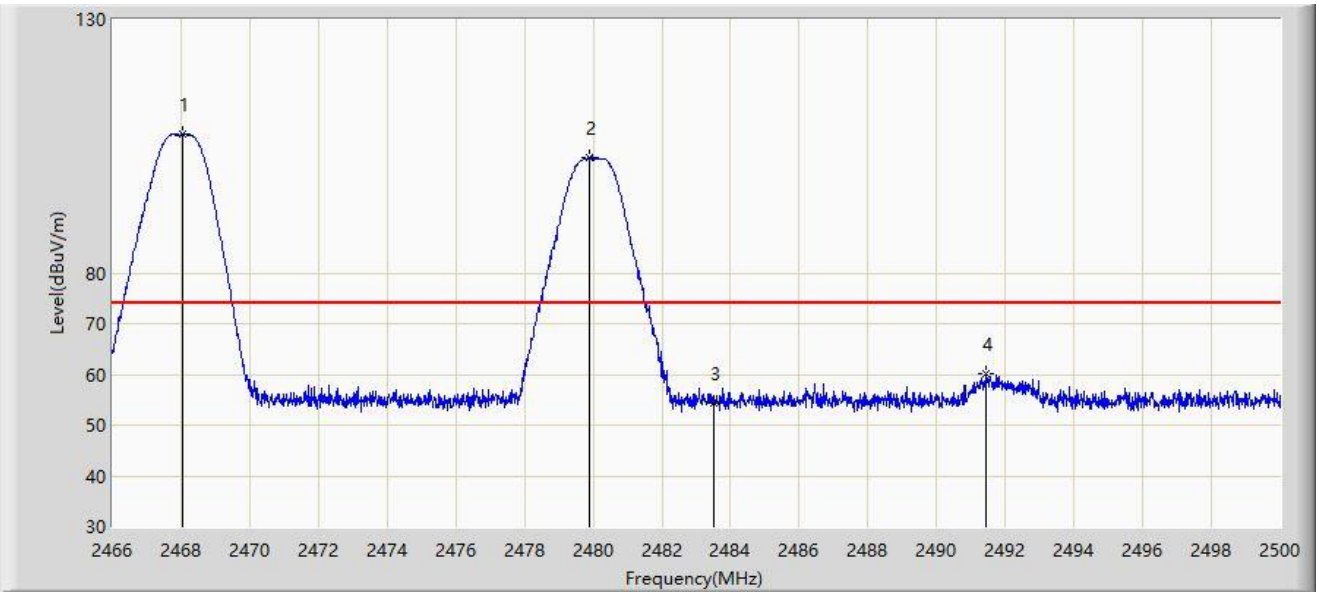

No	Mark	Frequency (MHz)	Measure Level (dBμV/m)	Reading Level (dBμV)	Margin (dB)	Limit (dBμV/m)	Factor (dB/m)	Type
1		2468.040	107.353	75.115	N/A	N/A	32.237	PK
2		2479.906	102.854	70.572	N/A	N/A	32.282	PK
3		2483.500	54.492	22.192	-19.508	74.000	32.300	PK
4	*	2491.432	60.070	27.729	-13.930	74.000	32.341	PK

Note 1: " * ", means this data is the worst emission level.

Note 2: Measure Level (dBμV/m) = Reading Level (dBμV) + Factor (dB/m).

Note 3: Factor (dB/m) = Cable Loss (dB) + Antenna Factor (dB/m).

Site: SIP-AC3	Test Date: 2024-06-06
Limit: FCC_2.4G_RE(3m)	Engineer: Justin Guo
Probe: HF907_102861_1-18GHz	Polarity: Vertical
EUT: ACCESS POINT	Power: AC 120V/60Hz
Test Mode: Transmit at Ant 2 - Filter 3# - 2480MHz and Ant 1 - Filter 7# - 2468MHz	

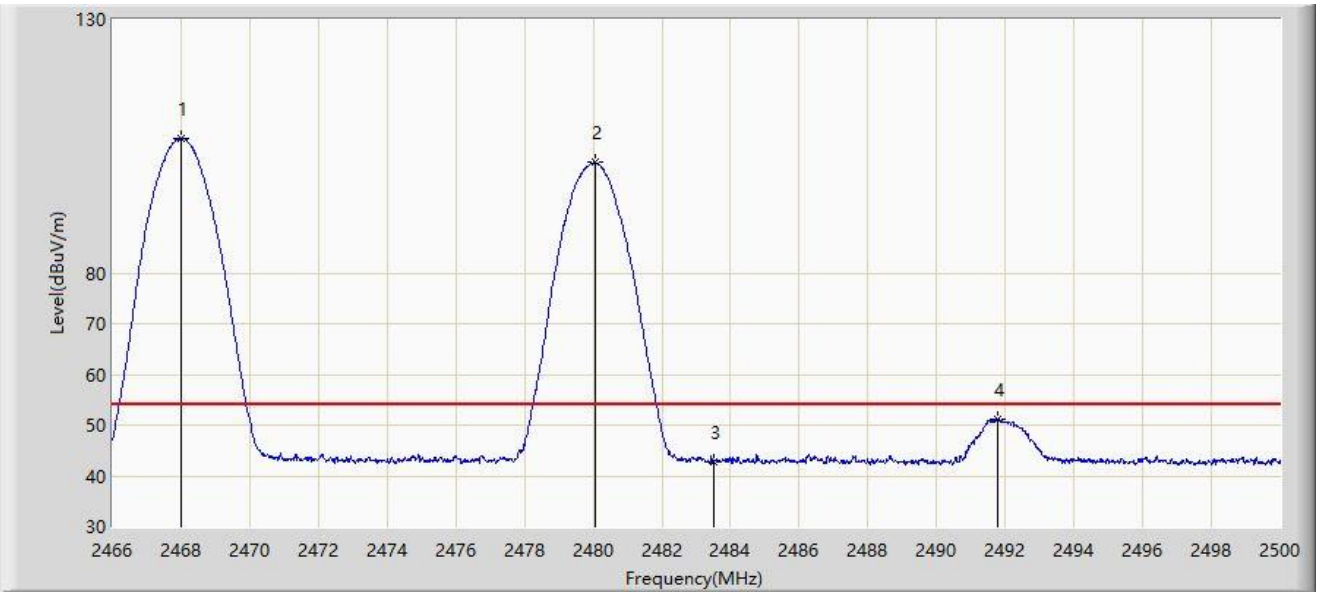

No	Mark	Frequency (MHz)	Measure Level (dBμV/m)	Reading Level (dBμV)	Margin (dB)	Limit (dBμV/m)	Factor (dB/m)	Type
1		2468.006	106.566	74.328	N/A	N/A	32.237	AV
2		2480.042	101.823	69.541	N/A	N/A	32.282	AV
3		2483.500	42.778	10.478	-11.222	54.000	32.300	AV
4	*	2491.789	51.098	18.755	-2.902	54.000	32.343	AV

Note 1: " * ", means this data is the worst emission level.

Note 2: Measure Level (dBμV/m) = Reading Level (dBμV) + Factor (dB/m).

Note 3: Factor (dB/m) = Cable Loss (dB) + Antenna Factor (dB/m).

Site: SIP-AC3	Test Date: 2024-06-06
Limit: FCC_2.4G_RE(3m)	Engineer: Justin Guo
Probe: HF907_102861_1-18GHz	Polarity: Horizontal
EUT: ACCESS POINT	Power: AC 120V/60Hz
Test Mode: Transmit at Ant 2 - Filter 3# - 2480MHz and Ant 1 - Filter 7# - 2470MHz	

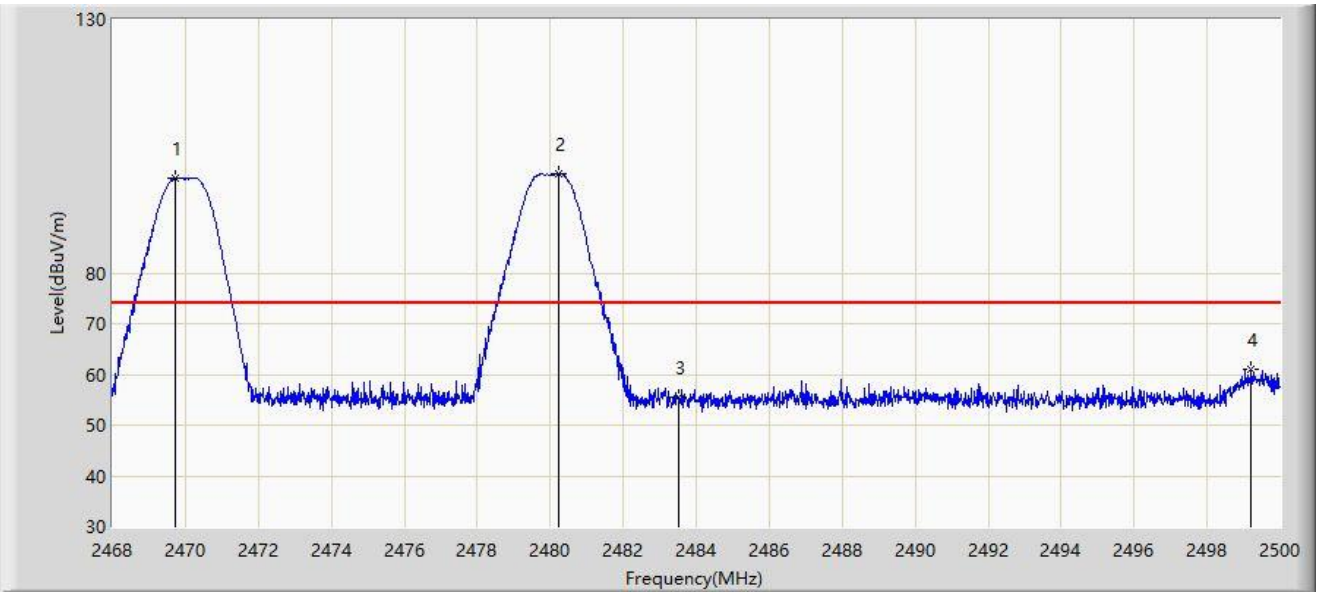

No	Mark	Frequency (MHz)	Measure Level (dBμV/m)	Reading Level (dBμV)	Margin (dB)	Limit (dBμV/m)	Factor (dB/m)	Type
1		2469.744	98.807	66.563	N/A	N/A	32.244	PK
2		2480.224	99.585	67.302	N/A	N/A	32.283	PK
3		2483.500	55.561	23.261	-18.439	74.000	32.300	PK
4	*	2499.200	61.004	28.615	-12.996	74.000	32.389	PK

Note 1: " * ", means this data is the worst emission level.

Note 2: Measure Level (dBμV/m) = Reading Level (dBμV) + Factor (dB/m).

Note 3: Factor (dB/m) = Cable Loss (dB) + Antenna Factor (dB/m).

Site: SIP-AC3	Test Date: 2024-06-06
Limit: FCC_2.4G_RE(3m)	Engineer: Justin Guo
Probe: HF907_102861_1-18GHz	Polarity: Horizontal
EUT: ACCESS POINT	Power: AC 120V/60Hz
Test Mode: Transmit at Ant 2 - Filter 3# - 2480MHz and Ant 1 - Filter 7# - 2470MHz	

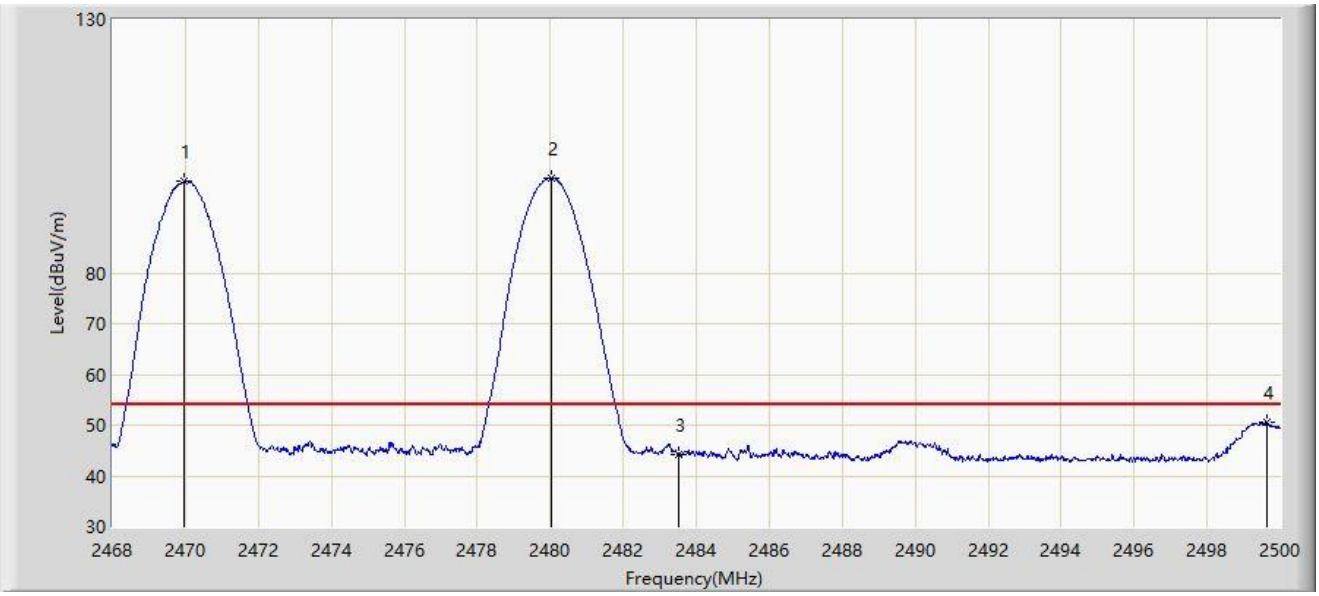

No	Mark	Frequency (MHz)	Measure Level (dBμV/m)	Reading Level (dBμV)	Margin (dB)	Limit (dBμV/m)	Factor (dB/m)	Type
1		2469.968	98.027	65.782	N/A	N/A	32.245	AV
2		2480.032	98.799	66.517	N/A	N/A	32.282	AV
3		2483.500	44.091	11.791	-9.909	54.000	32.300	AV
4	*	2499.632	50.556	18.164	-3.444	54.000	32.392	AV

Note 1: " * ", means this data is the worst emission level.

Note 2: Measure Level (dBμV/m) = Reading Level (dBμV) + Factor (dB/m).

Note 3: Factor (dB/m) = Cable Loss (dB) + Antenna Factor (dB/m).

Site: SIP-AC3	Test Date: 2024-06-06
Limit: FCC_2.4G_RE(3m)	Engineer: Justin Guo
Probe: HF907_102861_1-18GHz	Polarity: Vertical
EUT: ACCESS POINT	Power: AC 120V/60Hz
Test Mode: Transmit at Ant 2 - Filter 3# - 2480MHz and Ant 1 - Filter 7# - 2470MHz	

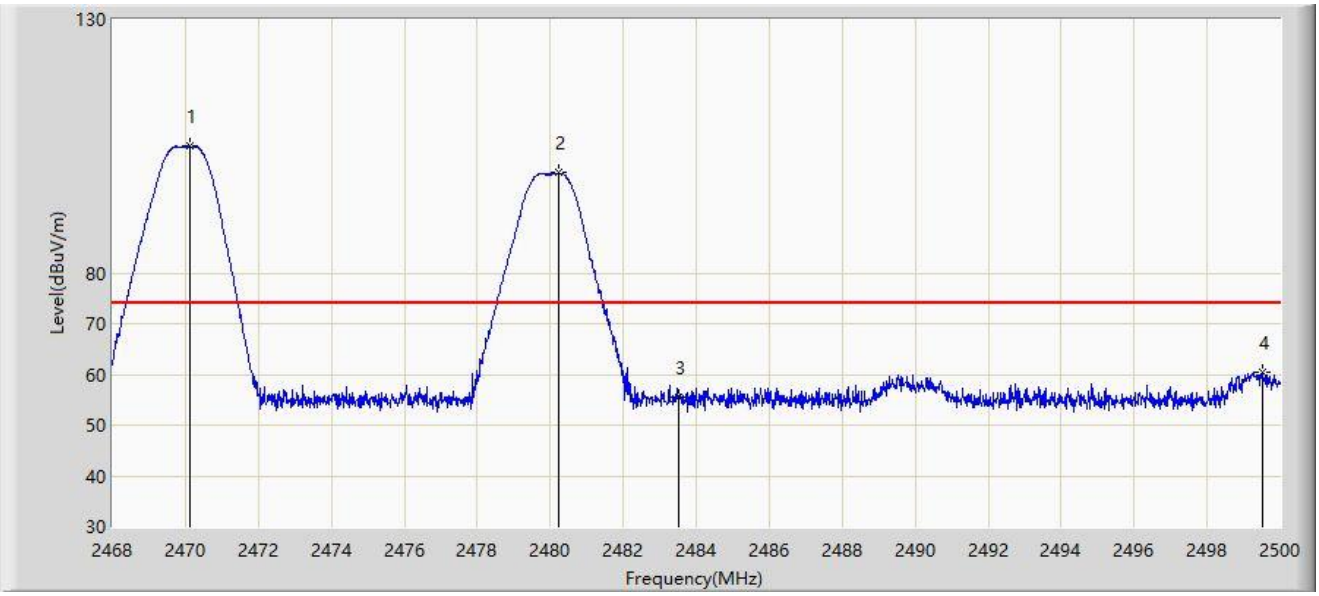

No	Mark	Frequency (MHz)	Measure Level (dBμV/m)	Reading Level (dBμV)	Margin (dB)	Limit (dBμV/m)	Factor (dB/m)	Type
1		2470.128	105.002	72.757	N/A	N/A	32.245	PK
2		2480.224	99.725	67.442	N/A	N/A	32.283	PK
3		2483.500	55.434	23.134	-18.566	74.000	32.300	PK
4	*	2499.504	60.444	28.053	-13.556	74.000	32.391	PK

Note 1: " * ", means this data is the worst emission level.

Note 2: Measure Level (dBμV/m) = Reading Level (dBμV) + Factor (dB/m).

Note 3: Factor (dB/m) = Cable Loss (dB) + Antenna Factor (dB/m).

Site: SIP-AC3	Test Date: 2024-06-06
Limit: FCC_2.4G_RE(3m)	Engineer: Justin Guo
Probe: HF907_102861_1-18GHz	Polarity: Vertical
EUT: ACCESS POINT	Power: AC 120V/60Hz
Test Mode: Transmit at Ant 2 - Filter 3# - 2480MHz and Ant 1 - Filter 7# - 2470MHz	

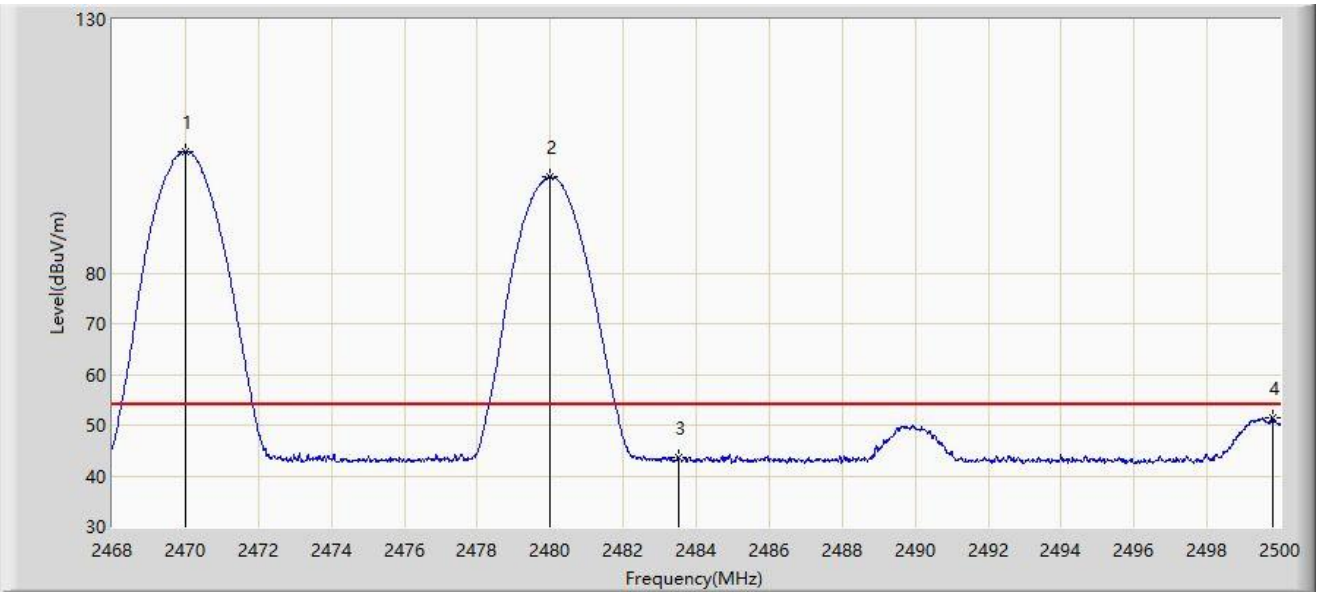

No	Mark	Frequency (MHz)	Measure Level (dBμV/m)	Reading Level (dBμV)	Margin (dB)	Limit (dBμV/m)	Factor (dB/m)	Type
1		2470.016	103.936	71.691	N/A	N/A	32.244	AV
2		2479.984	98.856	66.574	N/A	N/A	32.282	AV
3		2483.500	43.717	11.417	-10.283	54.000	32.300	AV
4	*	2499.792	51.588	19.195	-2.412	54.000	32.393	AV

Note 1: " * ", means this data is the worst emission level.

Note 2: Measure Level (dBμV/m) = Reading Level (dBμV) + Factor (dB/m).

Note 3: Factor (dB/m) = Cable Loss (dB) + Antenna Factor (dB/m).

Site: SIP-AC3	Test Date: 2024-06-07
Limit: FCC_2.4G_RE(3m)	Engineer: Justin Guo
Probe: HF907_102861_1-18GHz	Polarity: Horizontal
EUT: ACCESS POINT	Power: AC 120V/60Hz
Test Mode: Transmit at Ant 2 - Filter 3# - 2480MHz and Ant 1 - Filter 7# - 2472MHz	

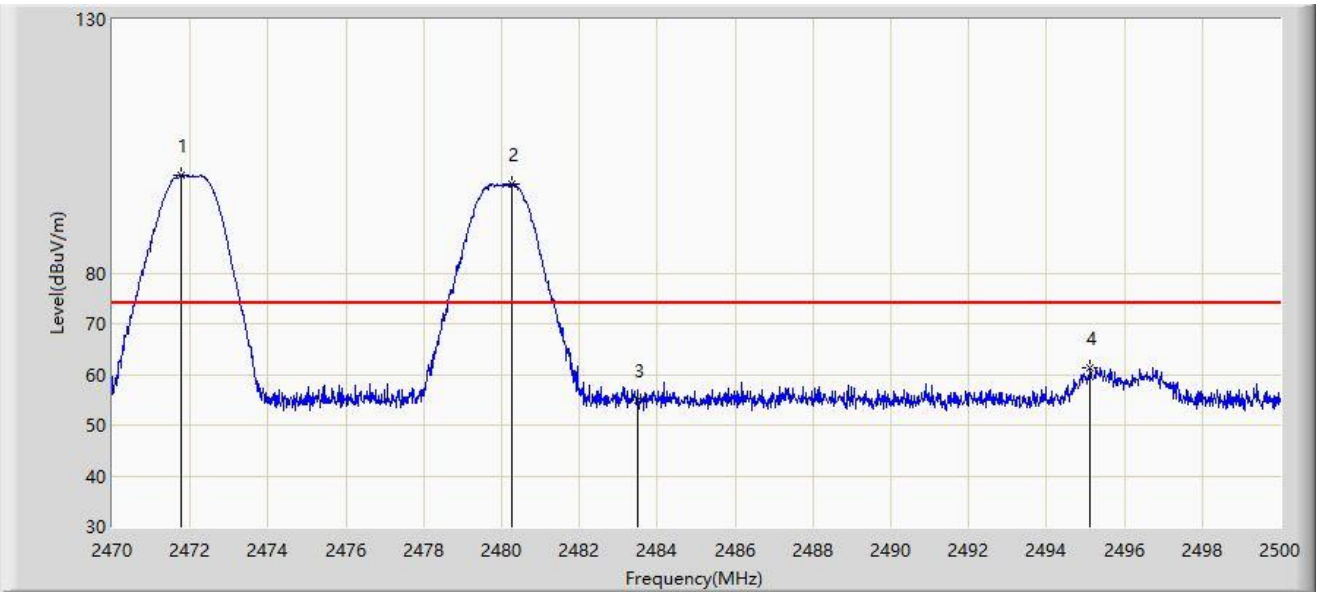

No	Mark	Frequency (MHz)	Measure Level (dBμV/m)	Reading Level (dBμV)	Margin (dB)	Limit (dBμV/m)	Factor (dB/m)	Type
1		2471.755	99.254	67.003	N/A	N/A	32.251	PK
2		2480.245	97.582	65.299	N/A	N/A	32.283	PK
3		2483.500	54.845	22.545	-19.155	74.000	32.300	PK
4	v	2495.110	61.405	29.045	-12.595	74.000	32.361	PK

Note 1: " * ", means this data is the worst emission level.

Note 2: Measure Level (dBμV/m) = Reading Level (dBμV) + Factor (dB/m).

Note 3: Factor (dB/m) = Cable Loss (dB) + Antenna Factor (dB/m).

Site: SIP-AC3	Test Date: 2024-06-06
Limit: FCC_2.4G_RE(3m)	Engineer: Justin Guo
Probe: HF907_102861_1-18GHz	Polarity: Horizontal
EUT: ACCESS POINT	Power: AC 120V/60Hz
Test Mode: Transmit at Ant 2 - Filter 3# - 2480MHz and Ant 1 - Filter 7# - 2472MHz	

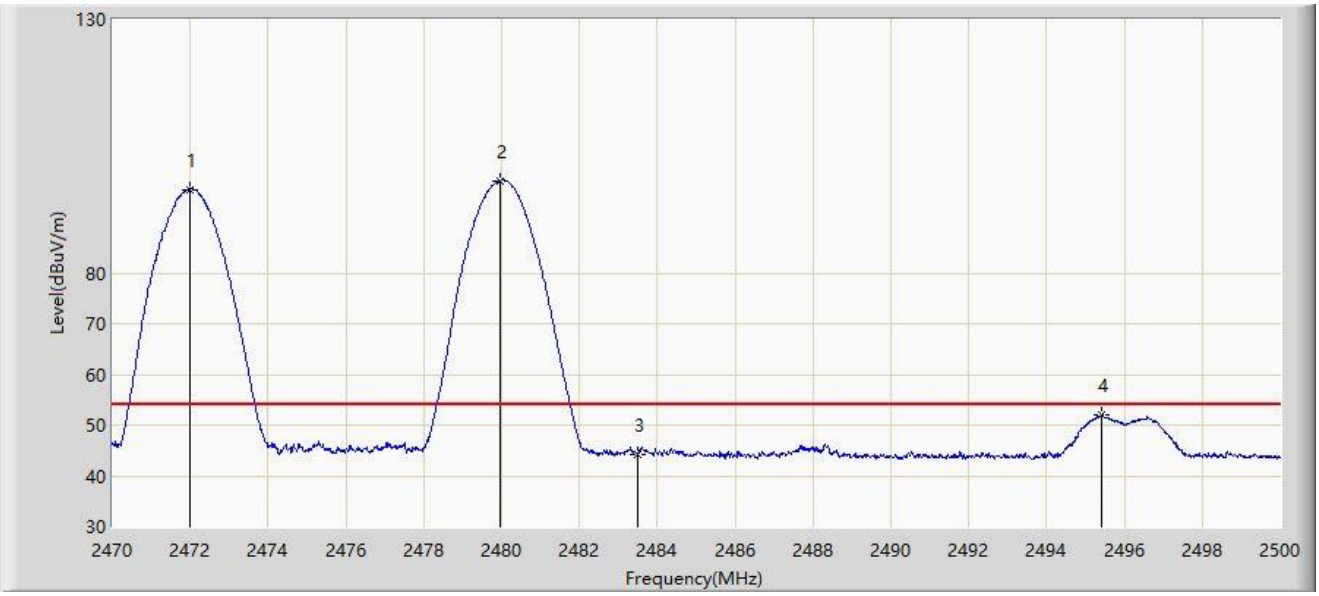

No	Mark	Frequency (MHz)	Measure Level (dBμV/m)	Reading Level (dBμV)	Margin (dB)	Limit (dBμV/m)	Factor (dB/m)	Type
1		2471.995	96.503	64.251	N/A	N/A	32.252	AV
2		2479.975	98.247	65.965	N/A	N/A	32.282	AV
3		2483.500	44.263	11.963	-9.737	54.000	32.300	AV
4	*	2495.425	52.053	19.691	-1.947	54.000	32.362	AV

Note 1: " * ", means this data is the worst emission level.

Note 2: Measure Level (dBμV/m) = Reading Level (dBμV) + Factor (dB/m).

Note 3: Factor (dB/m) = Cable Loss (dB) + Antenna Factor (dB/m).

Site: SIP-AC3	Test Date: 2024-06-06
Limit: FCC_2.4G_RE(3m)	Engineer: Justin Guo
Probe: HF907_102861_1-18GHz	Polarity: Vertical
EUT: ACCESS POINT	Power: AC 120V/60Hz
Test Mode: Transmit at Ant 2 - Filter 3# - 2480MHz and Ant 1 - Filter 7# - 2472MHz	

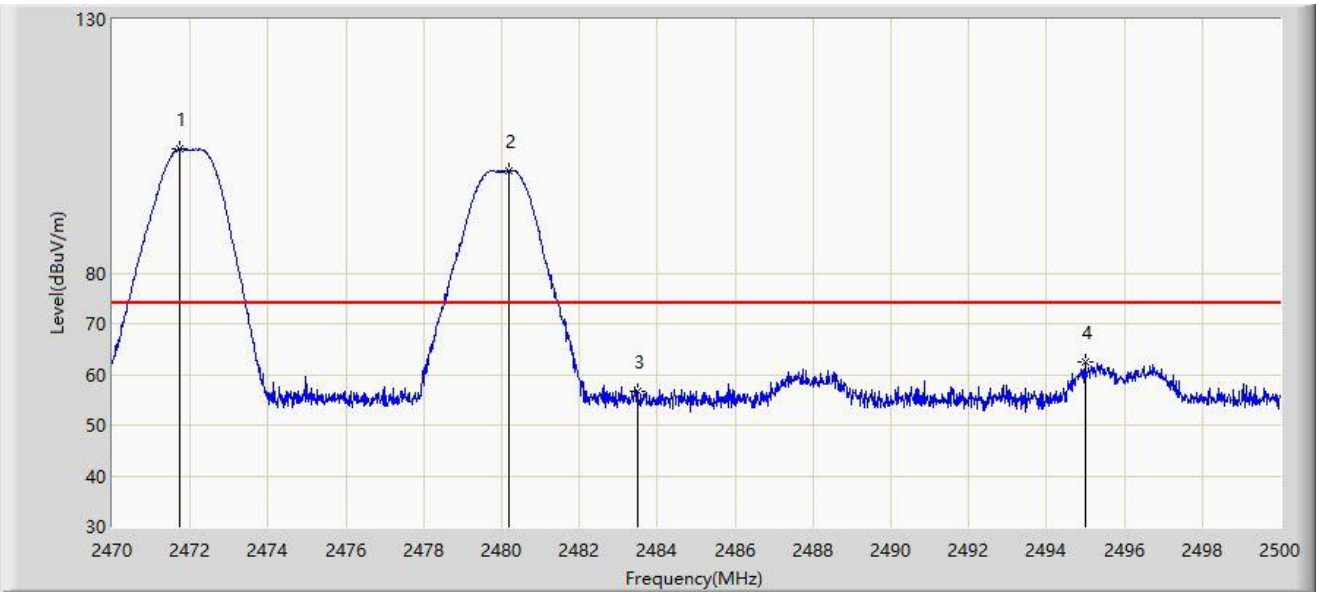

No	Mark	Frequency (MHz)	Measure Level (dBμV/m)	Reading Level (dBμV)	Margin (dB)	Limit (dBμV/m)	Factor (dB/m)	Type
1		2471.725	104.386	72.135	N/A	N/A	32.251	PK
2		2480.200	100.159	67.876	N/A	N/A	32.283	PK
3		2483.500	56.743	24.443	-17.257	74.000	32.300	PK
4	*	2494.990	62.572	30.212	-11.428	74.000	32.360	PK

Note 1: " * ", means this data is the worst emission level.

Note 2: Measure Level (dBμV/m) = Reading Level (dBμV) + Factor (dB/m).

Note 3: Factor (dB/m) = Cable Loss (dB) + Antenna Factor (dB/m).

Site: SIP-AC3	Test Date: 2024-06-06
Limit: FCC_2.4G_RE(3m)	Engineer: Justin Guo
Probe: HF907_102861_1-18GHz	Polarity: Vertical
EUT: ACCESS POINT	Power: AC 120V/60Hz
Test Mode: Transmit at Ant 2 - Filter 3# - 2480MHz and Ant 1 - Filter 7# - 2472MHz	

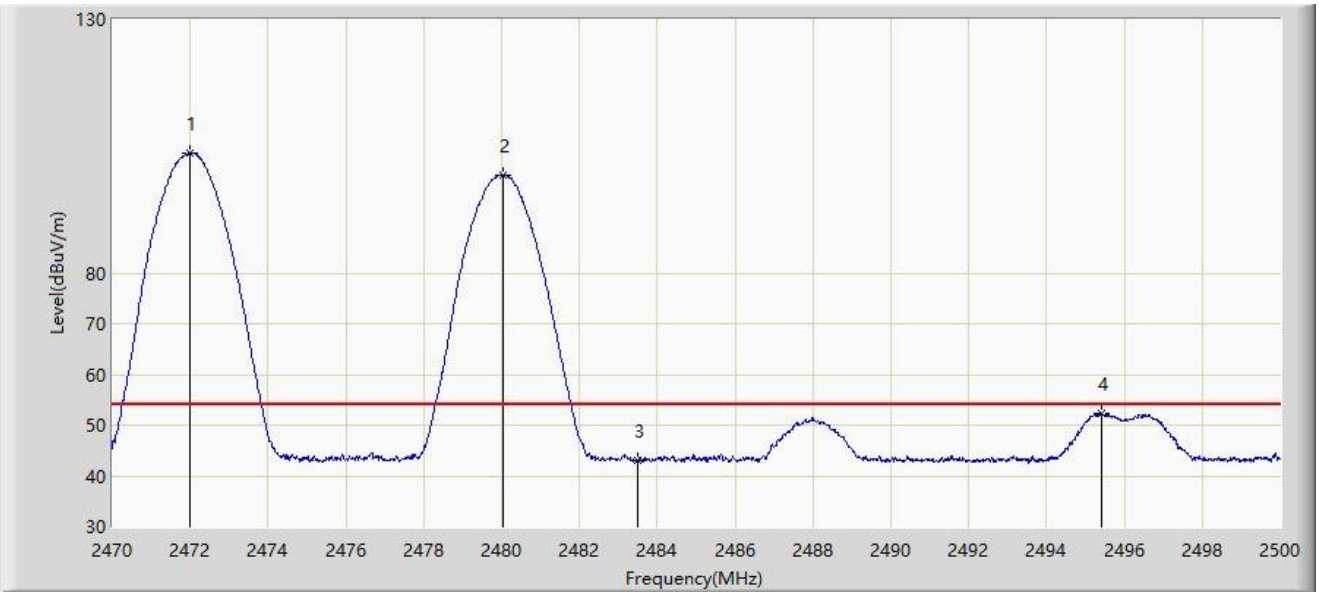

No	Mark	Frequency (MHz)	Measure Level (dBμV/m)	Reading Level (dBμV)	Margin (dB)	Limit (dBμV/m)	Factor (dB/m)	Type
1		2471.995	103.663	71.411	N/A	N/A	32.252	AV
2		2480.020	99.296	67.014	N/A	N/A	32.282	AV
3		2483.500	43.180	10.880	-10.820	54.000	32.300	AV
4	*	2495.395	52.417	20.055	-1.583	54.000	32.362	AV

Note 1: " * ", means this data is the worst emission level.

Note 2: Measure Level (dBμV/m) = Reading Level (dBμV) + Factor (dB/m).

Note 3: Factor (dB/m) = Cable Loss (dB) + Antenna Factor (dB/m).

Site: SIP-AC3	Test Date: 2024-06-07
Limit: FCC_2.4G_RE(3m)	Engineer: Justin Guo
Probe: HF907_102861_1-18GHz	Polarity: Horizontal
EUT: ACCESS POINT	Power: AC 120V/60Hz
Test Mode: Transmit at Ant 2 - Filter 3# - 2480MHz and Ant 1 - Filter 7# - 2474MHz	

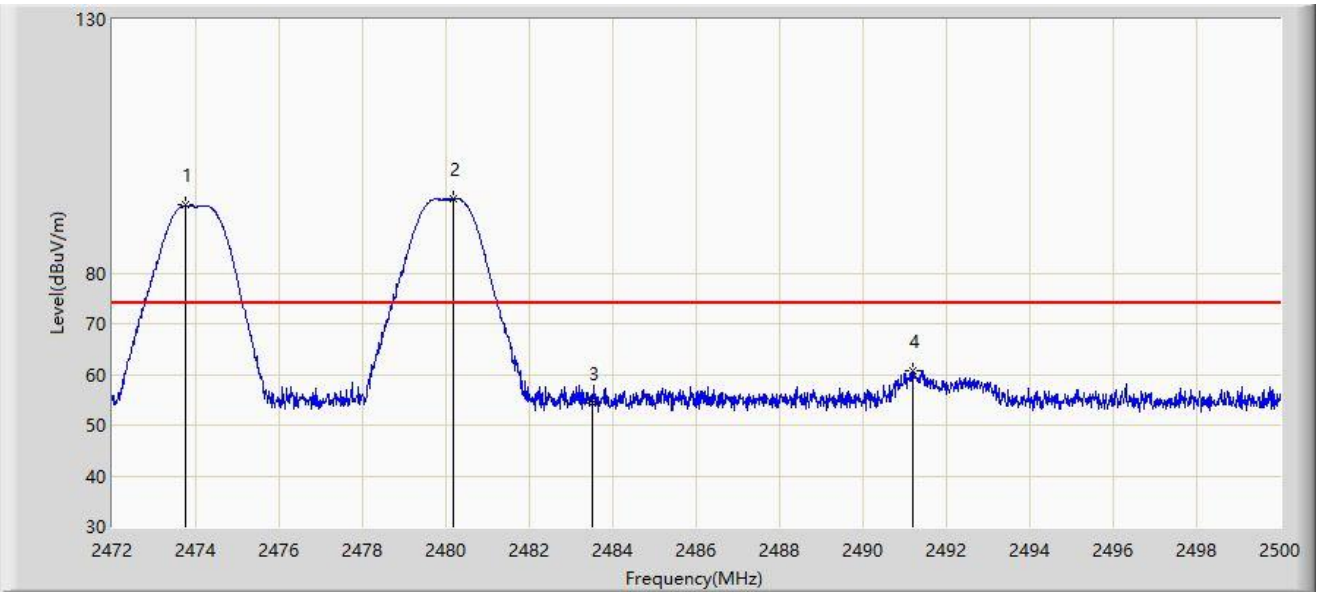

No	Mark	Frequency (MHz)	Measure Level (dBμV/m)	Reading Level (dBμV)	Margin (dB)	Limit (dBμV/m)	Factor (dB/m)	Type
1		2473.764	93.342	61.084	N/A	N/A	32.258	PK
2		2480.176	94.534	62.251	N/A	N/A	32.283	PK
3		2483.500	54.291	21.991	-19.709	74.000	32.300	PK
4	*	2491.194	60.592	28.252	-13.408	74.000	32.340	PK

Note 1: " * ", means this data is the worst emission level.

Note 2: Measure Level (dBμV/m) = Reading Level (dBμV) + Factor (dB/m).

Note 3: Factor (dB/m) = Cable Loss (dB) + Antenna Factor (dB/m).

Site: SIP-AC3	Test Date: 2024-06-07
Limit: FCC_2.4G_RE(3m)	Engineer: Justin Guo
Probe: HF907_102861_1-18GHz	Polarity: Horizontal
EUT: ACCESS POINT	Power: AC 120V/60Hz
Test Mode: Transmit at Ant 2 - Filter 3# - 2480MHz and Ant 1 - Filter 7# - 2474MHz	

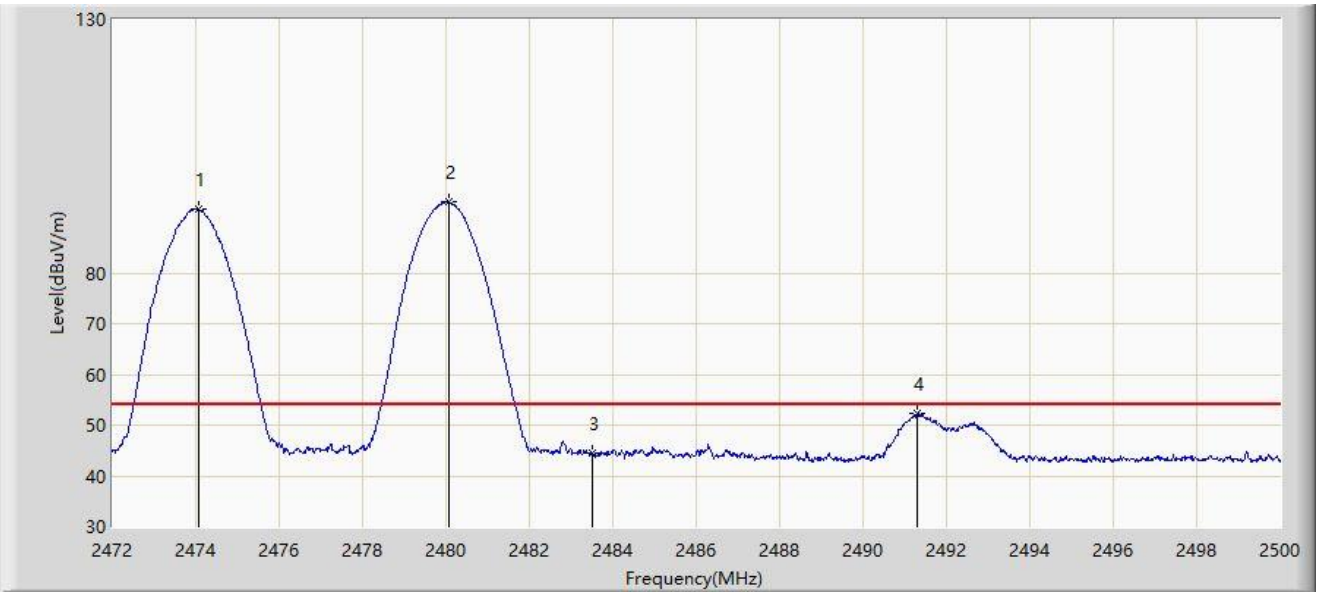

No	Mark	Frequency (MHz)	Measure Level (dBμV/m)	Reading Level (dBμV)	Margin (dB)	Limit (dBμV/m)	Factor (dB/m)	Type
1		2474.072	92.583	60.324	N/A	N/A	32.260	AV
2		2480.078	93.970	61.687	N/A	N/A	32.282	AV
3		2483.500	44.369	12.069	-9.631	54.000	32.300	AV
4	*	2491.306	52.430	20.089	-1.570	54.000	32.341	AV

Note 1: " * ", means this data is the worst emission level.

Note 2: Measure Level (dBμV/m) = Reading Level (dBμV) + Factor (dB/m).

Note 3: Factor (dB/m) = Cable Loss (dB) + Antenna Factor (dB/m).

Site: SIP-AC3	Test Date: 2024-06-07
Limit: FCC_2.4G_RE(3m)	Engineer: Justin Guo
Probe: HF907_102861_1-18GHz	Polarity: Vertical
EUT: ACCESS POINT	Power: AC 120V/60Hz
Test Mode: Transmit at Ant 2 - Filter 3# - 2480MHz and Ant 1 - Filter 7# - 2474MHz	

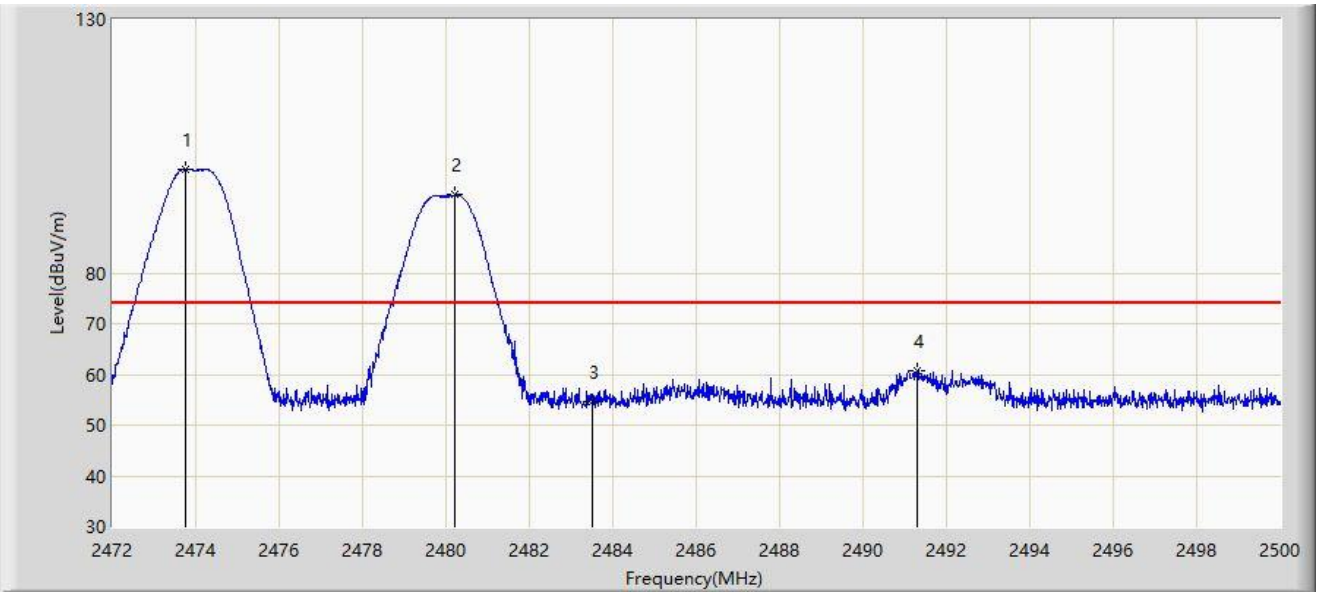

No	Mark	Frequency (MHz)	Measure Level (dBμV/m)	Reading Level (dBμV)	Margin (dB)	Limit (dBμV/m)	Factor (dB/m)	Type
1		2473.764	100.429	68.171	N/A	N/A	32.258	PK
2		2480.204	95.375	63.092	N/A	N/A	32.283	PK
3		2483.500	54.716	22.416	-19.284	74.000	32.300	PK
4	*	2491.292	60.775	28.434	-13.225	74.000	32.340	PK

Note 1: " * ", means this data is the worst emission level.

Note 2: Measure Level (dBμV/m) = Reading Level (dBμV) + Factor (dB/m).

Note 3: Factor (dB/m) = Cable Loss (dB) + Antenna Factor (dB/m).

Site: SIP-AC3	Test Date: 2024-06-07
Limit: FCC_2.4G_RE(3m)	Engineer: Justin Guo
Probe: HF907_102861_1-18GHz	Polarity: Vertical
EUT: ACCESS POINT	Power: AC 120V/60Hz
Test Mode: Transmit at Ant 2 - Filter 3# - 2480MHz and Ant 1 - Filter 7# - 2474MHz	

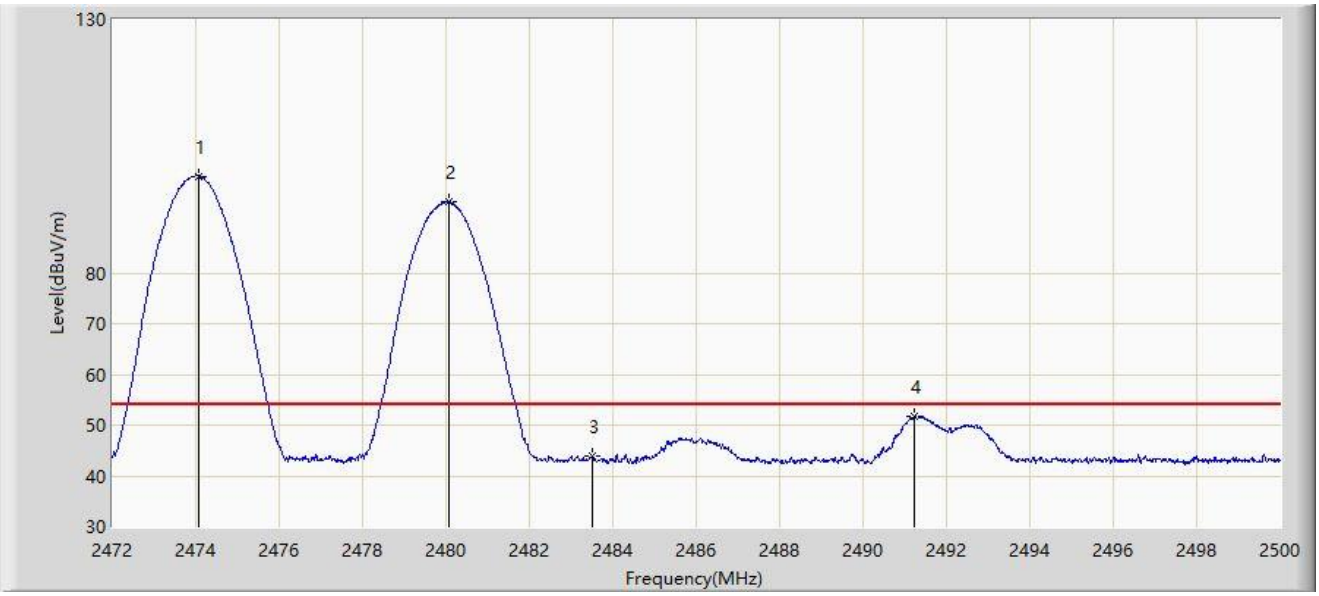

No	Mark	Frequency (MHz)	Measure Level (dBμV/m)	Reading Level (dBμV)	Margin (dB)	Limit (dBμV/m)	Factor (dB/m)	Type
1		2474.072	99.115	66.856	N/A	N/A	32.260	AV
2		2480.078	93.941	61.658	N/A	N/A	32.282	AV
3		2483.500	43.813	11.513	-10.187	54.000	32.300	AV
4	*	2491.222	51.699	19.359	-2.301	54.000	32.340	AV

Note 1: " * ", means this data is the worst emission level.

Note 2: Measure Level (dBμV/m) = Reading Level (dBμV) + Factor (dB/m).

Note 3: Factor (dB/m) = Cable Loss (dB) + Antenna Factor (dB/m).

Site: SIP-AC3	Test Date: 2024-06-07
Limit: FCC_2.4G_RE(3m)	Engineer: Justin Guo
Probe: HF907_102861_1-18GHz	Polarity: Horizontal
EUT: ACCESS POINT	Power: AC 120V/60Hz
Test Mode: Transmit at Ant 2 - Filter 3# - 2480MHz and Ant 1 - Filter 7# - 2476MHz	

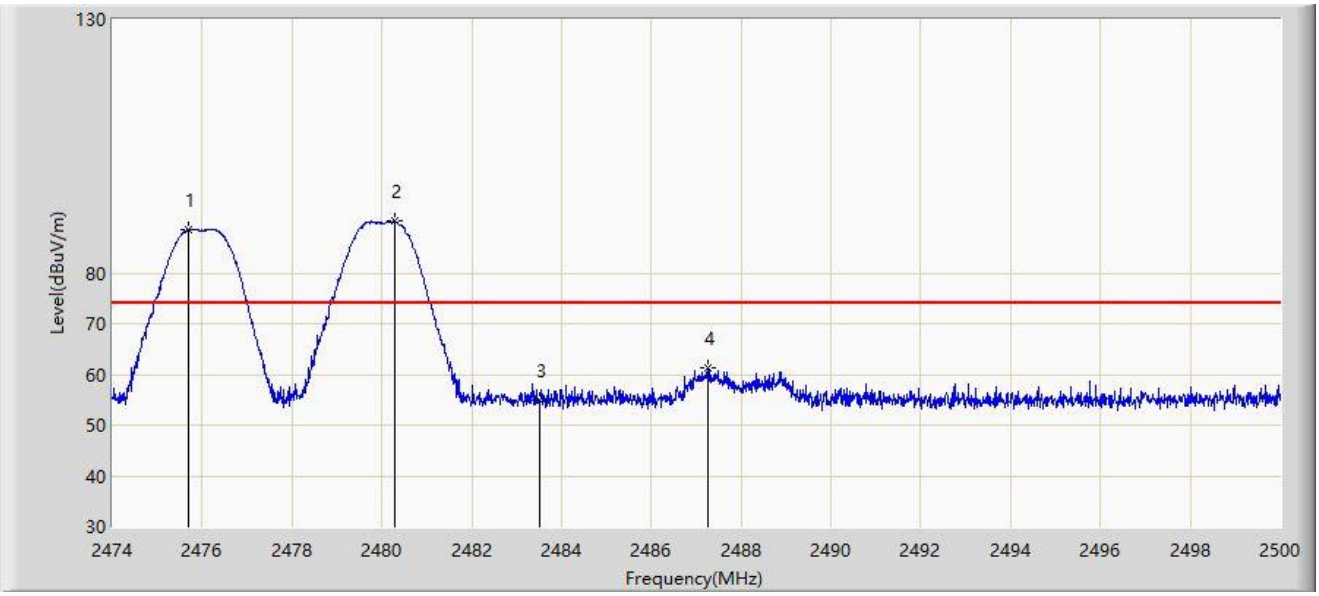

No	Mark	Frequency (MHz)	Measure Level (dBμV/m)	Reading Level (dBμV)	Margin (dB)	Limit (dBμV/m)	Factor (dB/m)	Type
1		2475.690	88.650	56.385	N/A	N/A	32.265	PK
2		2480.292	90.209	57.925	N/A	N/A	32.283	PK
3		2483.500	54.808	22.508	-19.192	74.000	32.300	PK
4	*	2487.247	61.241	28.921	-12.759	74.000	32.319	PK

Note 1: " * ", means this data is the worst emission level.

Note 2: Measure Level (dBμV/m) = Reading Level (dBμV) + Factor (dB/m).

Note 3: Factor (dB/m) = Cable Loss (dB) + Antenna Factor (dB/m).

Site: SIP-AC3	Test Date: 2024-06-07
Limit: FCC_2.4G_RE(3m)	Engineer: Justin Guo
Probe: HF907_102861_1-18GHz	Polarity: Horizontal
EUT: ACCESS POINT	Power: AC 120V/60Hz
Test Mode: Transmit at Ant 2 - Filter 3# - 2480MHz and Ant 1 - Filter 7# - 2476MHz	

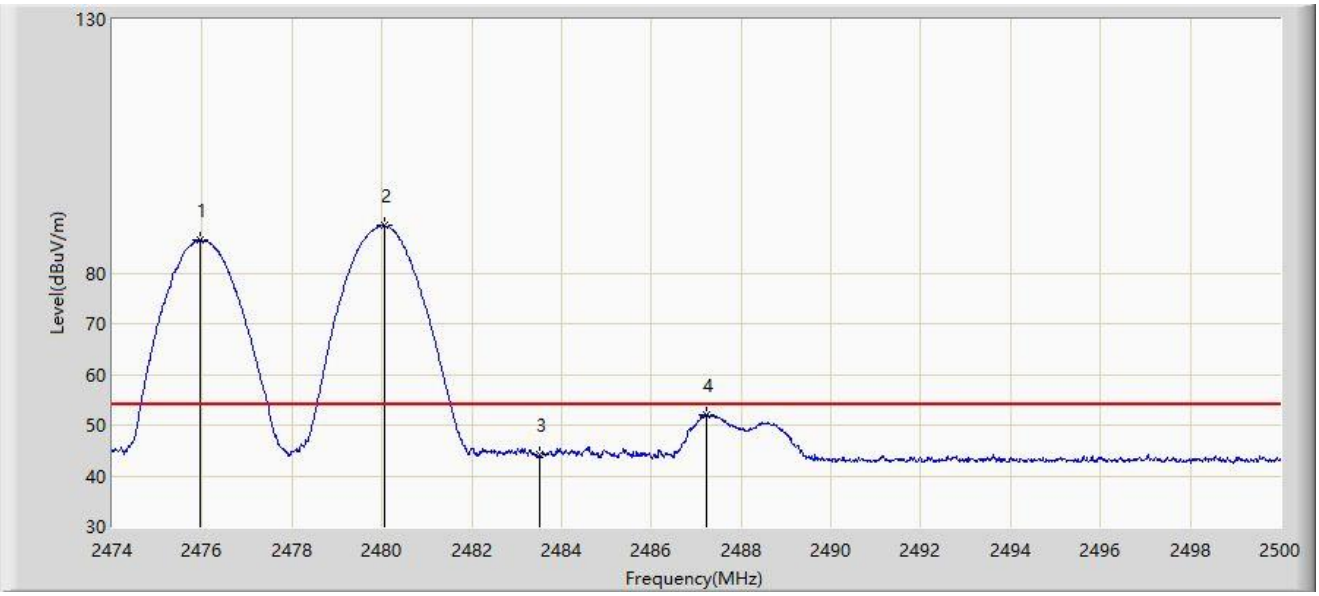

No	Mark	Frequency (MHz)	Measure Level (dBμV/m)	Reading Level (dBμV)	Margin (dB)	Limit (dBμV/m)	Factor (dB/m)	Type
1		2475.963	86.566	54.300	N/A	N/A	32.266	AV
2		2480.058	89.353	57.071	N/A	N/A	32.282	AV
3		2483.500	44.065	11.765	-9.935	54.000	32.300	AV
4	*	2487.234	51.983	19.663	-2.017	54.000	32.319	AV

Note 1: " * ", means this data is the worst emission level.

Note 2: Measure Level (dBμV/m) = Reading Level (dBμV) + Factor (dB/m).

Note 3: Factor (dB/m) = Cable Loss (dB) + Antenna Factor (dB/m).

Site: SIP-AC3	Test Date: 2024-06-07
Limit: FCC_2.4G_RE(3m)	Engineer: Justin Guo
Probe: HF907_102861_1-18GHz	Polarity: Vertical
EUT: ACCESS POINT	Power: AC 120V/60Hz
Test Mode: Transmit at Ant 2 - Filter 3# - 2480MHz and Ant 1 - Filter 7# - 2476MHz	

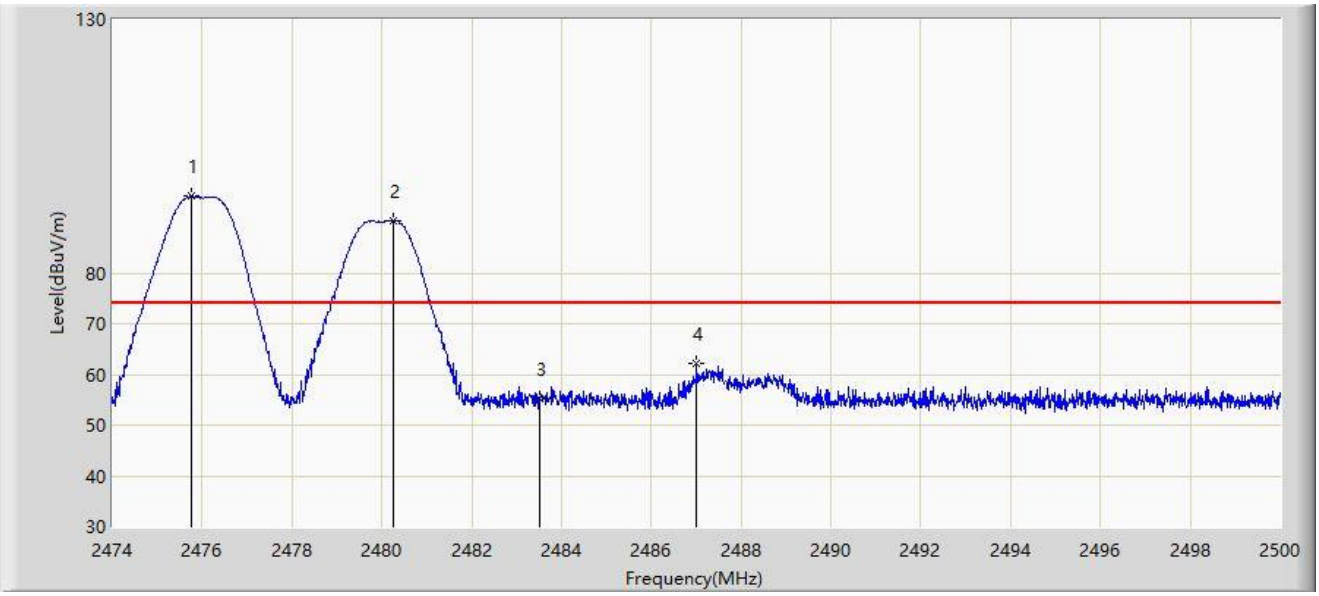

No	Mark	Frequency (MHz)	Measure Level (dBμV/m)	Reading Level (dBμV)	Margin (dB)	Limit (dBμV/m)	Factor (dB/m)	Type
1		2475.768	95.114	62.849	N/A	N/A	32.265	PK
2		2480.266	90.409	58.125	N/A	N/A	32.283	PK
3		2483.500	55.080	22.780	-18.920	74.000	32.300	PK
4	*	2487.000	62.292	29.974	-11.708	74.000	32.318	PK

Note 1: " * ", means this data is the worst emission level.

Note 2: Measure Level (dBμV/m) = Reading Level (dBμV) + Factor (dB/m).

Note 3: Factor (dB/m) = Cable Loss (dB) + Antenna Factor (dB/m).

Site: SIP-AC3	Test Date: 2024-06-07
Limit: FCC_2.4G_RE(3m)	Engineer: Justin Guo
Probe: HF907_102861_1-18GHz	Polarity: Vertical
EUT: ACCESS POINT	Power: AC 120V/60Hz
Test Mode: Transmit at Ant 2 - Filter 3# - 2480MHz and Ant 1 - Filter 7# - 2476MHz	

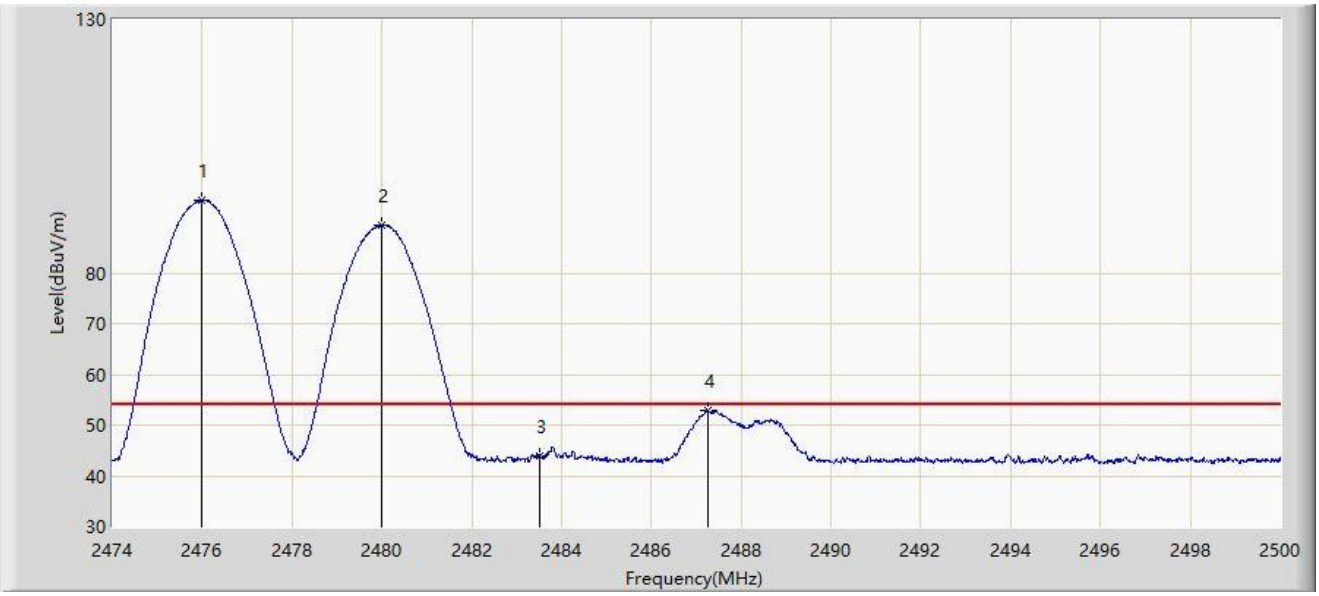

No	Mark	Frequency (MHz)	Measure Level (dBμV/m)	Reading Level (dBμV)	Margin (dB)	Limit (dBμV/m)	Factor (dB/m)	Type
1		2476.002	94.361	62.095	N/A	N/A	32.266	AV
2		2480.006	89.472	57.190	N/A	N/A	32.282	AV
3		2483.500	44.015	11.715	-9.985	54.000	32.300	AV
4	*	2487.247	52.780	20.460	-1.220	54.000	32.319	AV

Note 1: " * ", means this data is the worst emission level.

Note 2: Measure Level (dBμV/m) = Reading Level (dBμV) + Factor (dB/m).

Note 3: Factor (dB/m) = Cable Loss (dB) + Antenna Factor (dB/m).

Site: SIP-AC3	Test Date: 2024-06-07
Limit: FCC_2.4G_RE(3m)	Engineer: Justin Guo
Probe: HF907_102861_1-18GHz	Polarity: Horizontal
EUT: ACCESS POINT	Power: AC 120V/60Hz
Test Mode: Transmit at Ant 2 - Filter 3# - 2480MHz and Ant 1 - Filter 7# - 2478MHz	

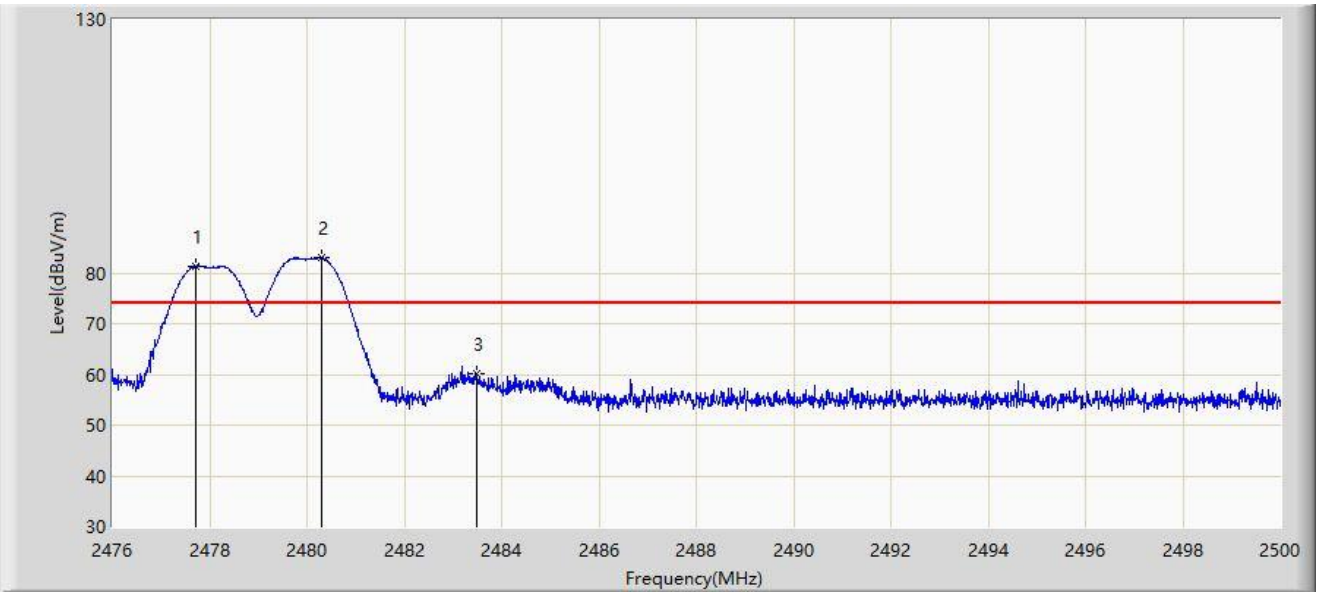

No	Mark	Frequency (MHz)	Measure Level (dBμV/m)	Reading Level (dBμV)	Margin (dB)	Limit (dBμV/m)	Factor (dB/m)	Type
1		2477.716	81.432	49.160	N/A	N/A	32.272	PK
2		2480.296	82.976	50.692	N/A	N/A	32.283	PK
3	*	2483.500	60.280	27.980	-13.720	74.000	32.300	PK

Note 1: " * ", means this data is the worst emission level.

Note 2: Measure Level (dBμV/m) = Reading Level (dBμV) + Factor (dB/m).

Note 3: Factor (dB/m) = Cable Loss (dB) + Antenna Factor (dB/m).

Site: SIP-AC3	Test Date: 2024-06-07
Limit: FCC_2.4G_RE(3m)	Engineer: Justin Guo
Probe: HF907_102861_1-18GHz	Polarity: Horizontal
EUT: ACCESS POINT	Power: AC 120V/60Hz
Test Mode: Transmit at Ant 2 - Filter 3# - 2480MHz and Ant 1 - Filter 7# - 2478MHz	

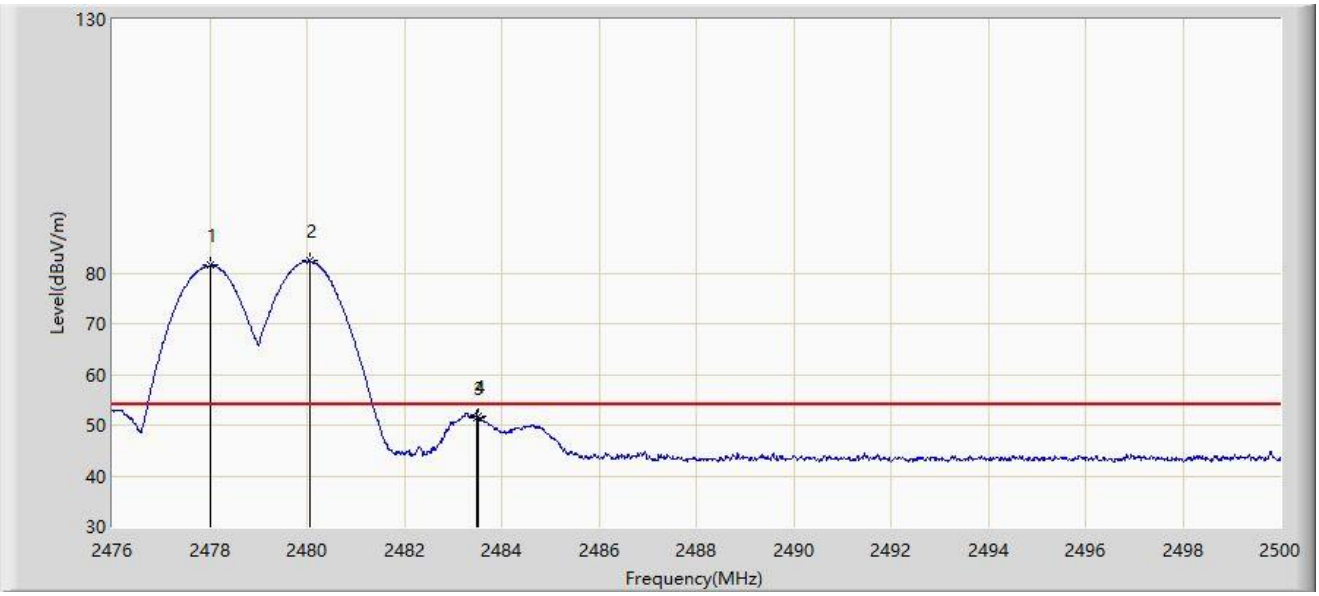

No	Mark	Frequency (MHz)	Measure Level (dBμV/m)	Reading Level (dBμV)	Margin (dB)	Limit (dBμV/m)	Factor (dB/m)	Type
1		2478.004	81.450	49.177	N/A	N/A	32.273	AV
2		2480.056	82.331	50.049	N/A	N/A	32.282	AV
3		2483.500	51.579	19.279	-2.421	54.000	32.300	AV
4	*	2483.512	51.706	19.406	-2.294	54.000	32.301	AV

Note 1: " * ", means this data is the worst emission level.

Note 2: Measure Level (dBμV/m) = Reading Level (dBμV) + Factor (dB/m).

Note 3: Factor (dB/m) = Cable Loss (dB) + Antenna Factor (dB/m).

Site: SIP-AC3	Test Date: 2024-06-07
Limit: FCC_2.4G_RE(3m)	Engineer: Justin Guo
Probe: HF907_102861_1-18GHz	Polarity: Vertical
EUT: ACCESS POINT	Power: AC 120V/60Hz
Test Mode: Transmit at Ant 2 - Filter 3# - 2480MHz and Ant 1 - Filter 7# - 2478MHz	

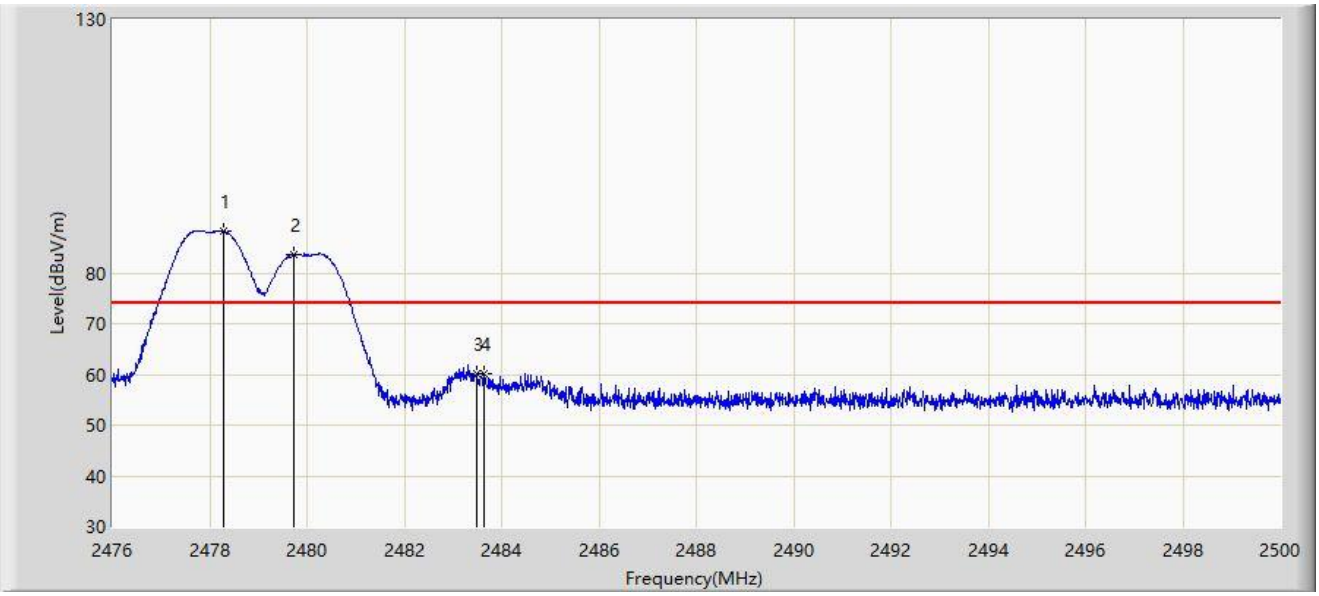

No	Mark	Frequency (MHz)	Measure Level (dBμV/m)	Reading Level (dBμV)	Margin (dB)	Limit (dBμV/m)	Factor (dB/m)	Type
1		2478.280	88.241	55.967	N/A	N/A	32.275	PK
2		2479.720	83.756	51.475	N/A	N/A	32.281	PK
3		2483.500	60.192	27.892	-13.808	74.000	32.300	PK
4	*	N/A	60.198	27.897	-13.802	74.000	32.301	PK

Note 1: " * ", means this data is the worst emission level.

Note 2: Measure Level (dBμV/m) = Reading Level (dBμV) + Factor (dB/m).

Note 3: Factor (dB/m) = Cable Loss (dB) + Antenna Factor (dB/m).

Site: SIP-AC3	Test Date: 2024-06-07
Limit: FCC_2.4G_RE(3m)	Engineer: Justin Guo
Probe: HF907_102861_1-18GHz	Polarity: Vertical
EUT: ACCESS POINT	Power: AC 120V/60Hz
Test Mode: Transmit at Ant 2 - Filter 3# - 2480MHz and Ant 1 - Filter 7# - 2478MHz	

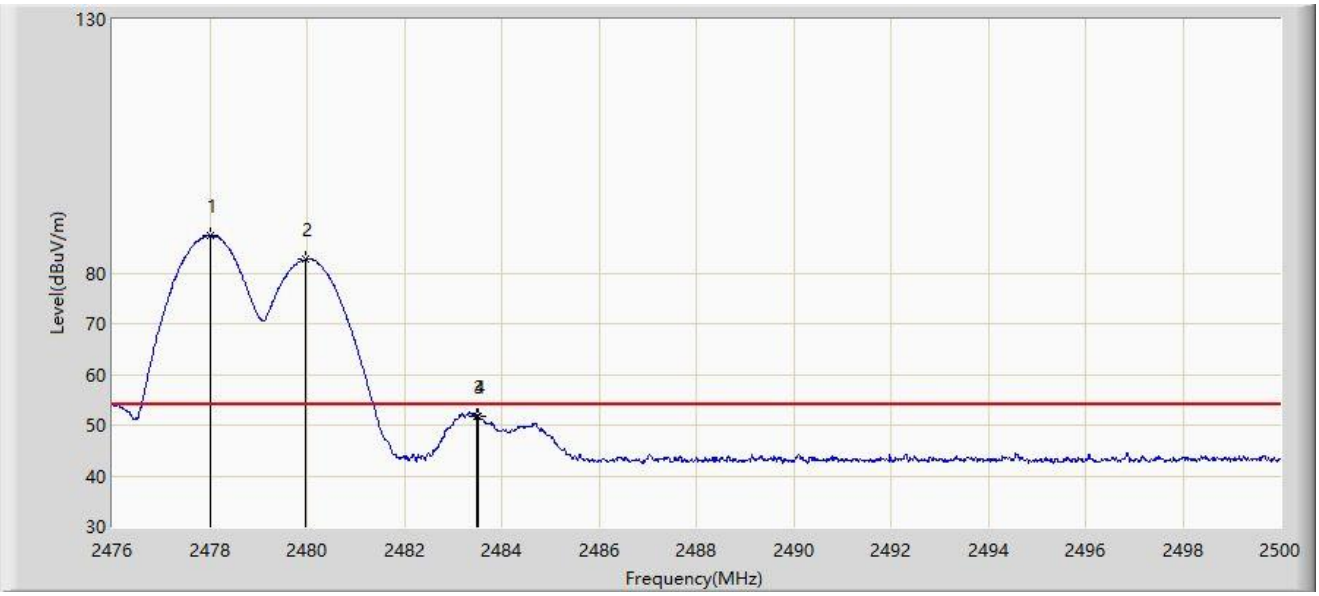

No	Mark	Frequency (MHz)	Measure Level (dBμV/m)	Reading Level (dBμV)	Margin (dB)	Limit (dBμV/m)	Factor (dB/m)	Type
1		2478.004	87.338	55.065	N/A	N/A	32.273	AV
2		2479.984	82.672	50.390	N/A	N/A	32.282	AV
3		2483.500	51.623	19.323	-2.377	54.000	32.300	AV
4	*	N/A	51.628	19.328	-2.372	54.000	32.301	AV

Note 1: " * ", means this data is the worst emission level.

Note 2: Measure Level (dBμV/m) = Reading Level (dBμV) + Factor (dB/m).

Note 3: Factor (dB/m) = Cable Loss (dB) + Antenna Factor (dB/m).

Site: SIP-AC3	Test Date: 2024-06-07
Limit: FCC_2.4G_RE(3m)	Engineer: Justin Guo
Probe: HF907_102861_1-18GHz	Polarity: Horizontal
EUT: ACCESS POINT	Power: AC 120V/60Hz
Test Mode: Transmit at Ant 2 - Filter 1# - 2468MHz and Ant 1 - Filter 9# - 2480MHz	

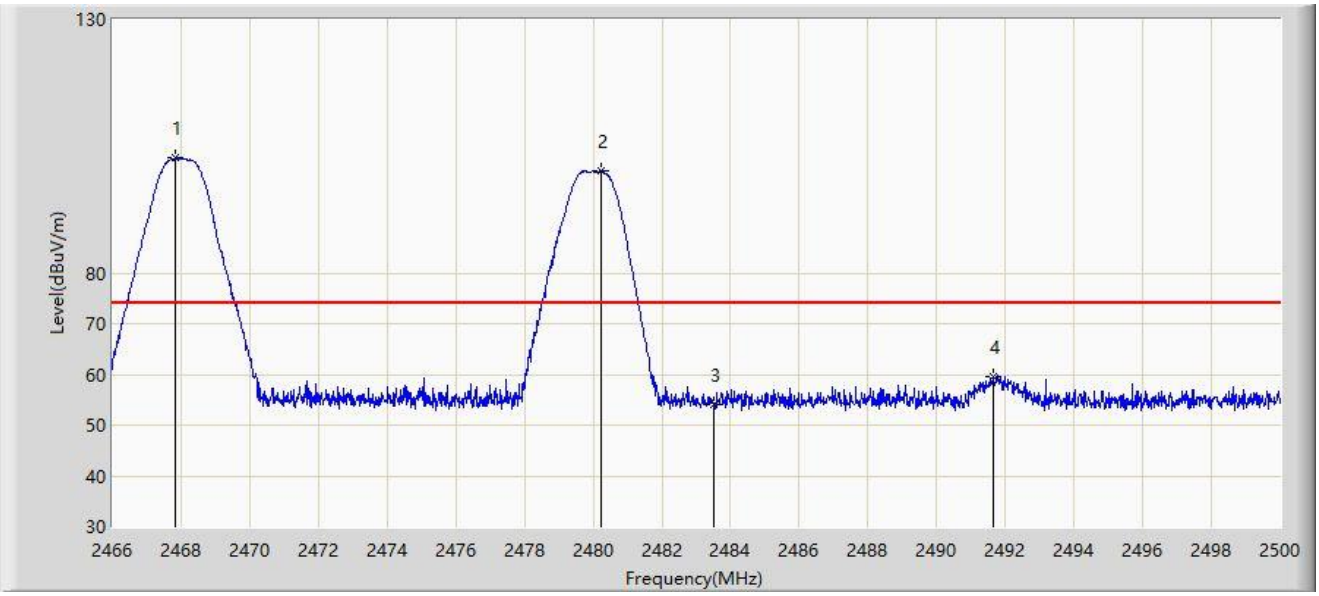

No	Mark	Frequency (MHz)	Measure Level (dBμV/m)	Reading Level (dBμV)	Margin (dB)	Limit (dBμV/m)	Factor (dB/m)	Type
1		2467.836	102.635	70.398	N/A	N/A	32.237	PK
2		2480.212	100.119	67.836	N/A	N/A	32.283	PK
3		2483.500	54.142	21.842	-19.858	74.000	32.300	PK
4	*	2491.636	59.707	27.365	-14.293	74.000	32.342	PK

Note 1: " * ", means this data is the worst emission level.

Note 2: Measure Level (dBμV/m) = Reading Level (dBμV) + Factor (dB/m).

Note 3: Factor (dB/m) = Cable Loss (dB) + Antenna Factor (dB/m).

Site: SIP-AC3	Test Date: 2024-06-07
Limit: FCC_2.4G_RE(3m)	Engineer: Justin Guo
Probe: HF907_102861_1-18GHz	Polarity: Horizontal
EUT: ACCESS POINT	Power: AC 120V/60Hz
Test Mode: Transmit at Ant 2 - Filter 1# - 2468MHz and Ant 1 - Filter 9# - 2480MHz	

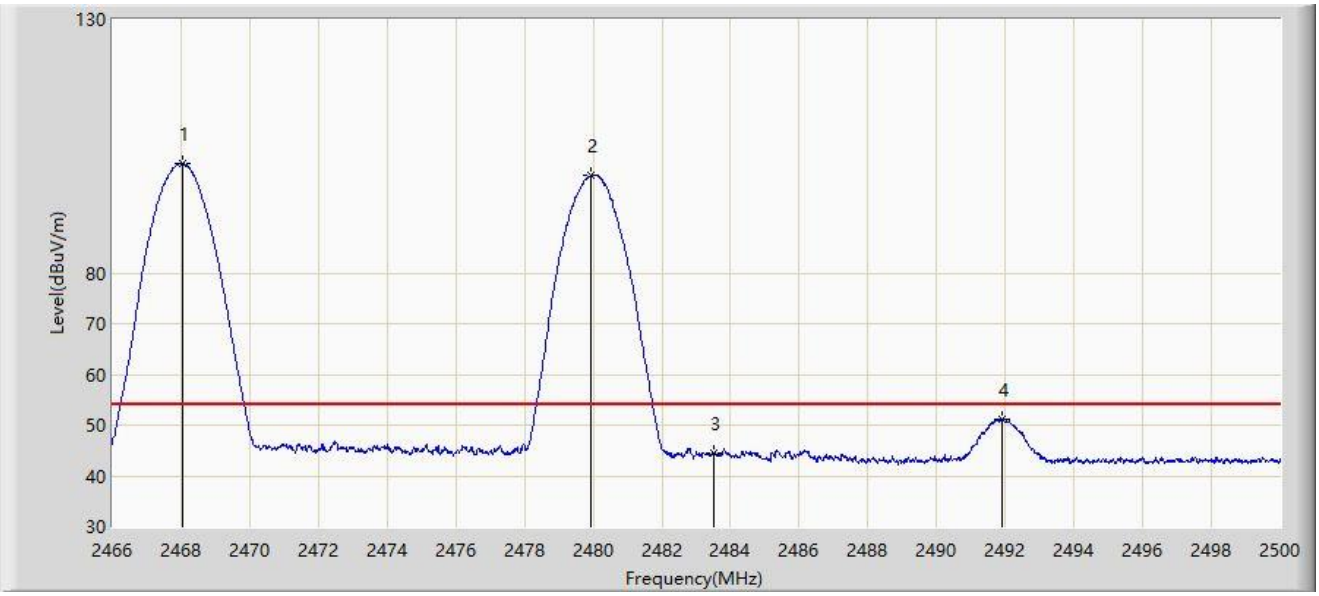

No	Mark	Frequency (MHz)	Measure Level (dBμV/m)	Reading Level (dBμV)	Margin (dB)	Limit (dBμV/m)	Factor (dB/m)	Type
1		2468.057	101.596	69.358	N/A	N/A	32.237	AV
2		2479.940	99.222	66.940	N/A	N/A	32.282	AV
3		2483.500	44.485	12.185	-9.515	54.000	32.300	AV
4	*	2491.908	51.178	18.834	-2.822	54.000	32.344	AV

Note 1: " * ", means this data is the worst emission level.

Note 2: Measure Level (dBμV/m) = Reading Level (dBμV) + Factor (dB/m).

Note 3: Factor (dB/m) = Cable Loss (dB) + Antenna Factor (dB/m).

Site: SIP-AC3	Test Date: 2024-06-07
Limit: FCC_2.4G_RE(3m)	Engineer: Justin Guo
Probe: HF907_102861_1-18GHz	Polarity: Vertical
EUT: ACCESS POINT	Power: AC 120V/60Hz
Test Mode: Transmit at Ant 2 - Filter 1# - 2468MHz and Ant 1 - Filter 9# - 2480MHz	

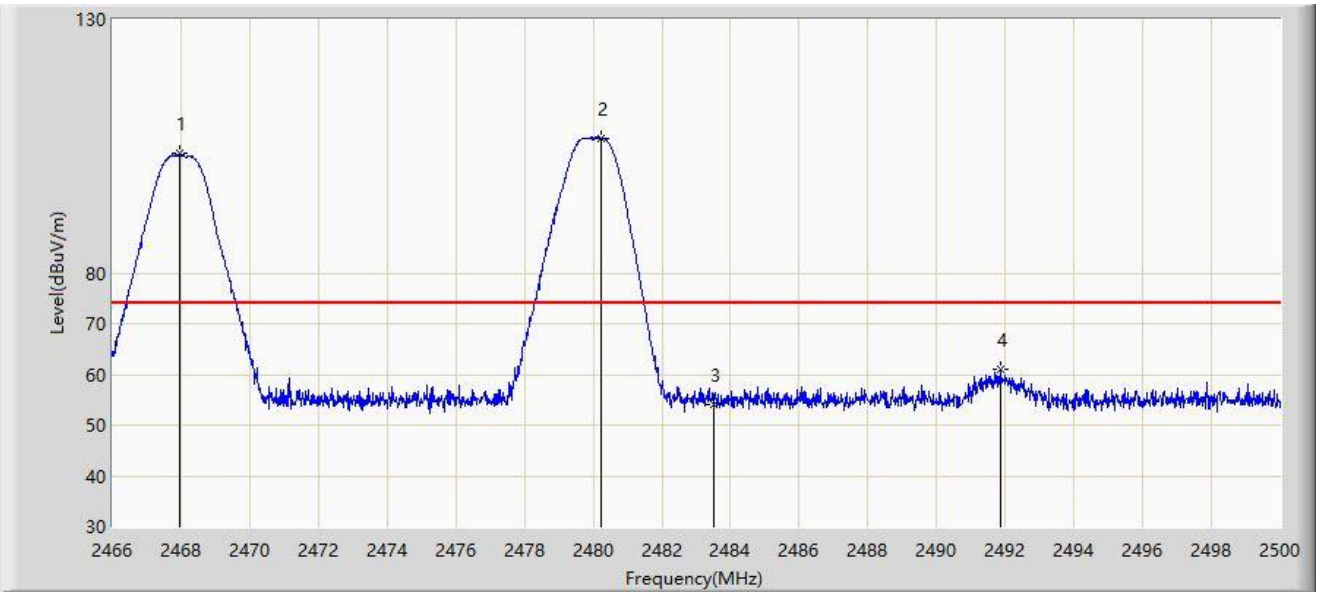

No	Mark	Frequency (MHz)	Measure Level (dBμV/m)	Reading Level (dBμV)	Margin (dB)	Limit (dBμV/m)	Factor (dB/m)	Type
1		2467.955	103.505	71.268	N/A	N/A	32.237	PK
2		2480.212	106.584	74.301	N/A	N/A	32.283	PK
3		2483.500	54.152	21.852	-19.848	74.000	32.300	PK
4	*	2491.857	60.981	28.637	-13.019	74.000	32.343	PK

Note 1: " * ", means this data is the worst emission level.

Note 2: Measure Level (dBμV/m) = Reading Level (dBμV) + Factor (dB/m).

Note 3: Factor (dB/m) = Cable Loss (dB) + Antenna Factor (dB/m).

Site: SIP-AC3	Test Date: 2024-06-07
Limit: FCC_2.4G_RE(3m)	Engineer: Justin Guo
Probe: HF907_102861_1-18GHz	Polarity: Vertical
EUT: ACCESS POINT	Power: AC 120V/60Hz
Test Mode: Transmit at Ant 2 - Filter 1# - 2468MHz and Ant 1 - Filter 9# - 2480MHz	

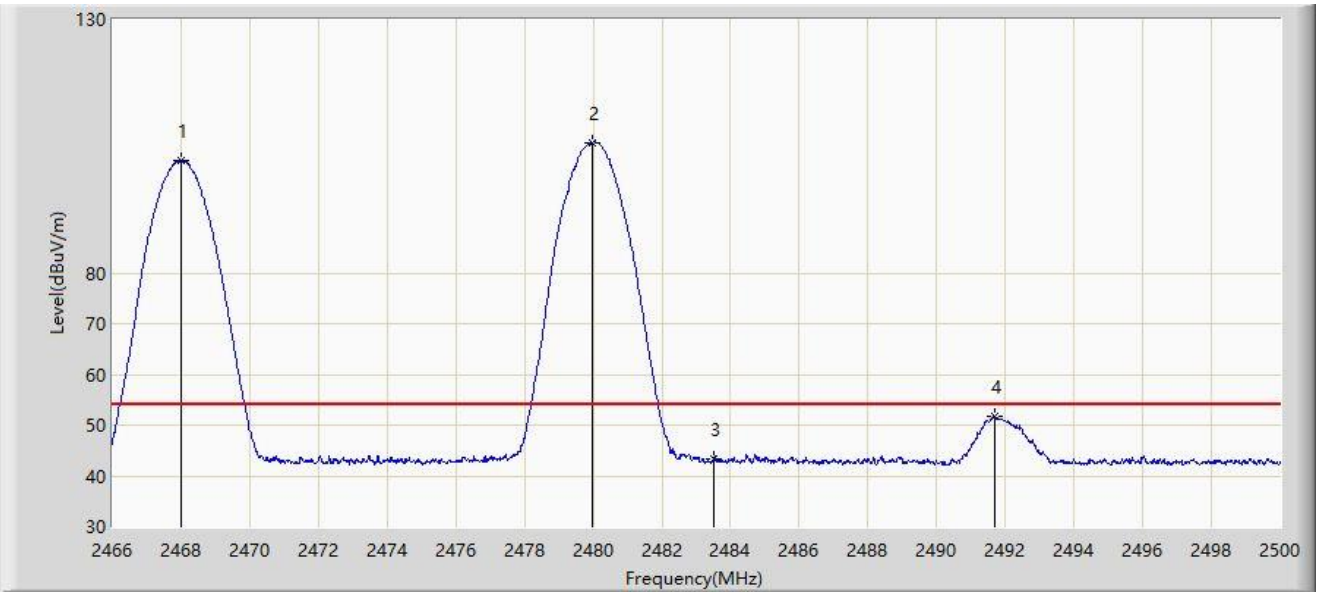

No	Mark	Frequency (MHz)	Measure Level (dBμV/m)	Reading Level (dBμV)	Margin (dB)	Limit (dBμV/m)	Factor (dB/m)	Type
1		2467.989	102.238	70.001	N/A	N/A	32.237	AV
2		2479.991	105.756	73.474	N/A	N/A	32.282	AV
3		2483.500	43.224	10.924	-10.776	54.000	32.300	AV
4	*	2491.687	51.615	19.272	-2.385	54.000	32.342	AV

Note 1: " * ", means this data is the worst emission level.

Note 2: Measure Level (dBμV/m) = Reading Level (dBμV) + Factor (dB/m).

Note 3: Factor (dB/m) = Cable Loss (dB) + Antenna Factor (dB/m).

Site: SIP-AC3	Test Date: 2024-06-07
Limit: FCC_2.4G_RE(3m)	Engineer: Justin Guo
Probe: HF907_102861_1-18GHz	Polarity: Horizontal
EUT: ACCESS POINT	Power: AC 120V/60Hz
Test Mode: Transmit at Ant 2 - Filter 1# - 2470MHz and Ant 1 - Filter 9# - 2480MHz	

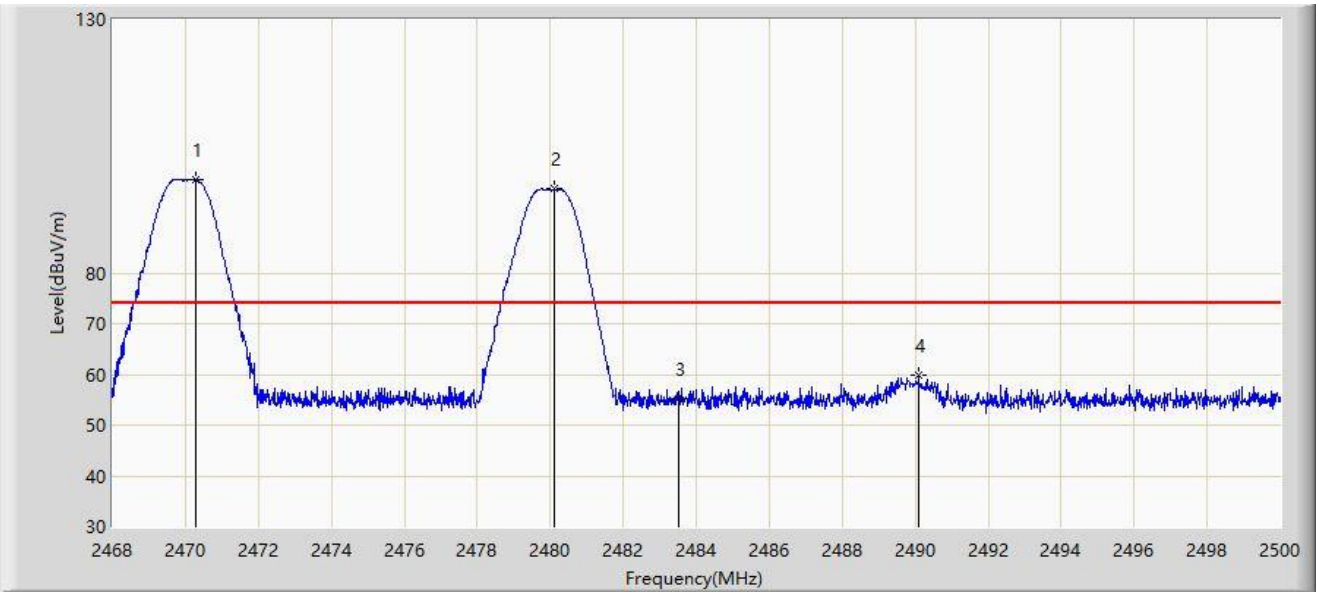

No	Mark	Frequency (MHz)	Measure Level (dBμV/m)	Reading Level (dBμV)	Margin (dB)	Limit (dBμV/m)	Factor (dB/m)	Type
1		2470.272	98.516	66.270	N/A	N/A	32.245	PK
2		2480.128	96.564	64.281	N/A	N/A	32.283	PK
3		2483.500	55.277	22.977	-18.723	74.000	32.300	PK
4	*	2490.096	59.914	27.580	-14.086	74.000	32.334	PK

Note 1: " * ", means this data is the worst emission level.

Note 2: Measure Level (dBμV/m) = Reading Level (dBμV) + Factor (dB/m).

Note 3: Factor (dB/m) = Cable Loss (dB) + Antenna Factor (dB/m).

Site: SIP-AC3	Test Date: 2024-06-07
Limit: FCC_2.4G_RE(3m)	Engineer: Justin Guo
Probe: HF907_102861_1-18GHz	Polarity: Horizontal
EUT: ACCESS POINT	Power: AC 120V/60Hz
Test Mode: Transmit at Ant 2 - Filter 1# - 2470MHz and Ant 1 - Filter 9# - 2480MHz	

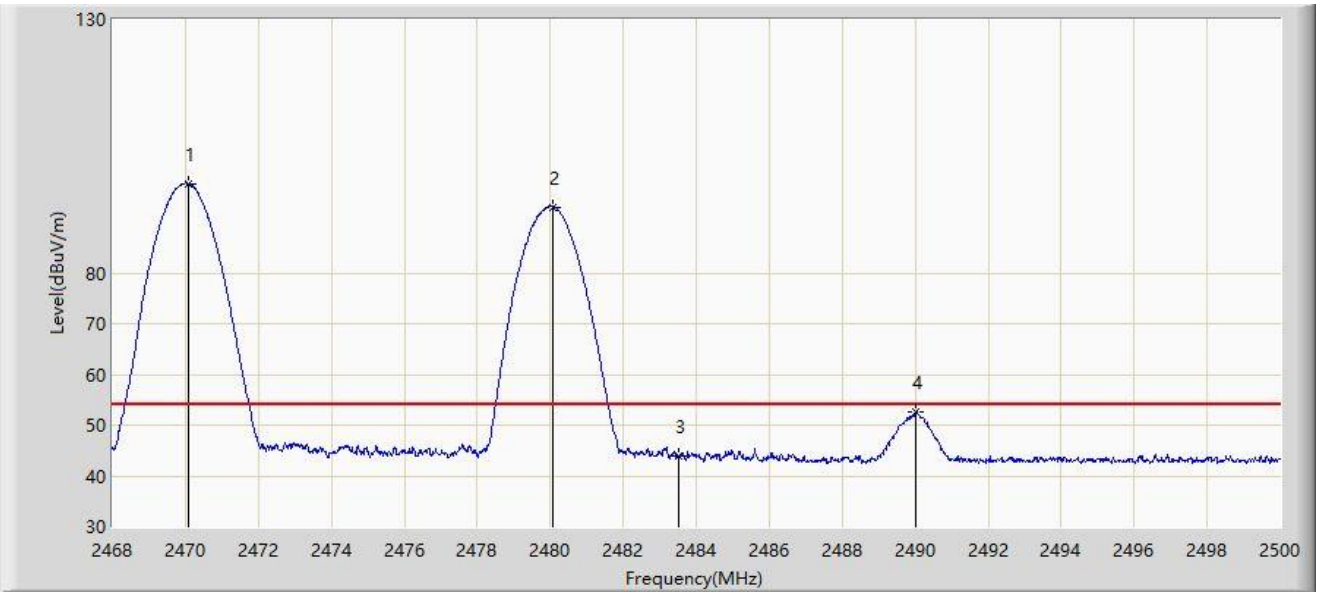

No	Mark	Frequency (MHz)	Measure Level (dBμV/m)	Reading Level (dBμV)	Margin (dB)	Limit (dBμV/m)	Factor (dB/m)	Type
1		2470.080	97.614	65.369	N/A	N/A	32.245	AV
2		2480.080	93.028	60.745	N/A	N/A	32.282	AV
3		2483.500	43.967	11.667	-10.033	54.000	32.300	AV
4	*	2490.032	52.556	20.222	-1.444	54.000	32.334	AV

Note 1: " * ", means this data is the worst emission level.

Note 2: Measure Level (dBμV/m) = Reading Level (dBμV) + Factor (dB/m).

Note 3: Factor (dB/m) = Cable Loss (dB) + Antenna Factor (dB/m).

Site: SIP-AC3	Test Date: 2024-06-07
Limit: FCC_2.4G_RE(3m)	Engineer: Justin Guo
Probe: HF907_102861_1-18GHz	Polarity: Vertical
EUT: ACCESS POINT	Power: AC 120V/60Hz
Test Mode: Transmit at Ant 2 - Filter 1# - 2470MHz and Ant 1 - Filter 9# - 2480MHz	

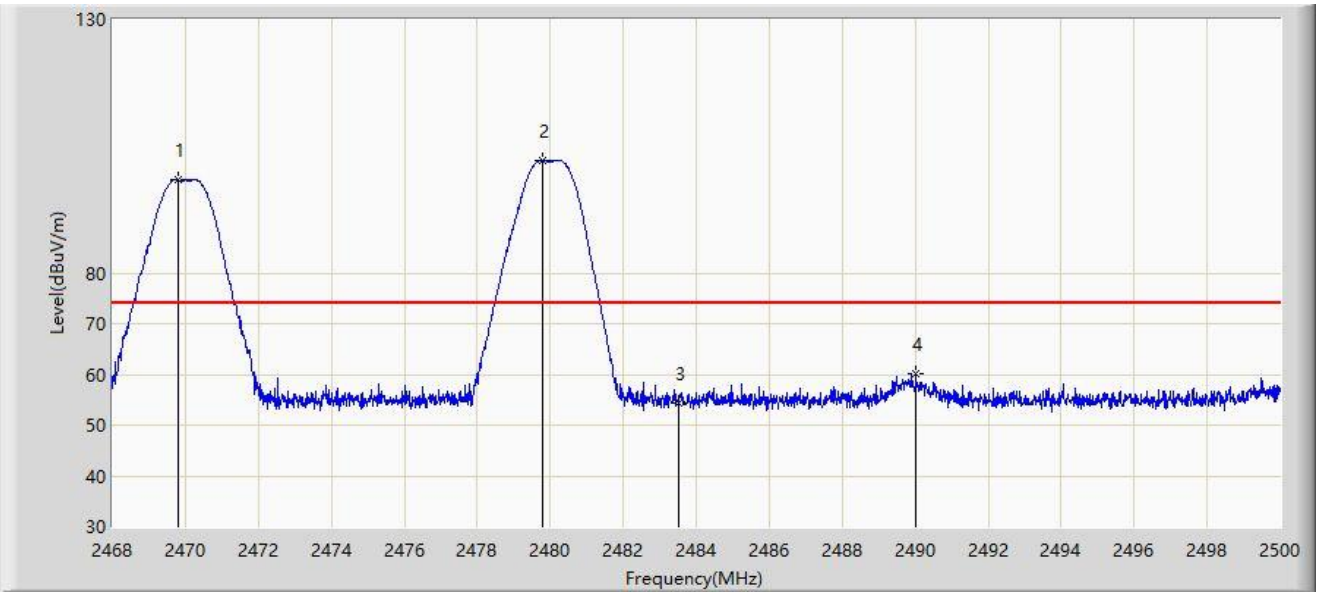

No	Mark	Frequency (MHz)	Measure Level (dBμV/m)	Reading Level (dBμV)	Margin (dB)	Limit (dBμV/m)	Factor (dB/m)	Type
1		2469.824	98.273	66.029	N/A	N/A	32.244	PK
2		2479.776	102.213	69.932	N/A	N/A	32.281	PK
3		2483.500	54.456	22.156	-19.544	74.000	32.300	PK
4	*	2490.016	60.048	27.714	-13.952	74.000	32.334	PK

Note 1: " * ", means this data is the worst emission level.

Note 2: Measure Level (dBμV/m) = Reading Level (dBμV) + Factor (dB/m).

Note 3: Factor (dB/m) = Cable Loss (dB) + Antenna Factor (dB/m).

Site: SIP-AC3	Test Date: 2024-06-07
Limit: FCC_2.4G_RE(3m)	Engineer: Justin Guo
Probe: HF907_102861_1-18GHz	Polarity: Vertical
EUT: ACCESS POINT	Power: AC 120V/60Hz
Test Mode: Transmit at Ant 2 - Filter 1# - 2470MHz and Ant 1 - Filter 9# - 2480MHz	

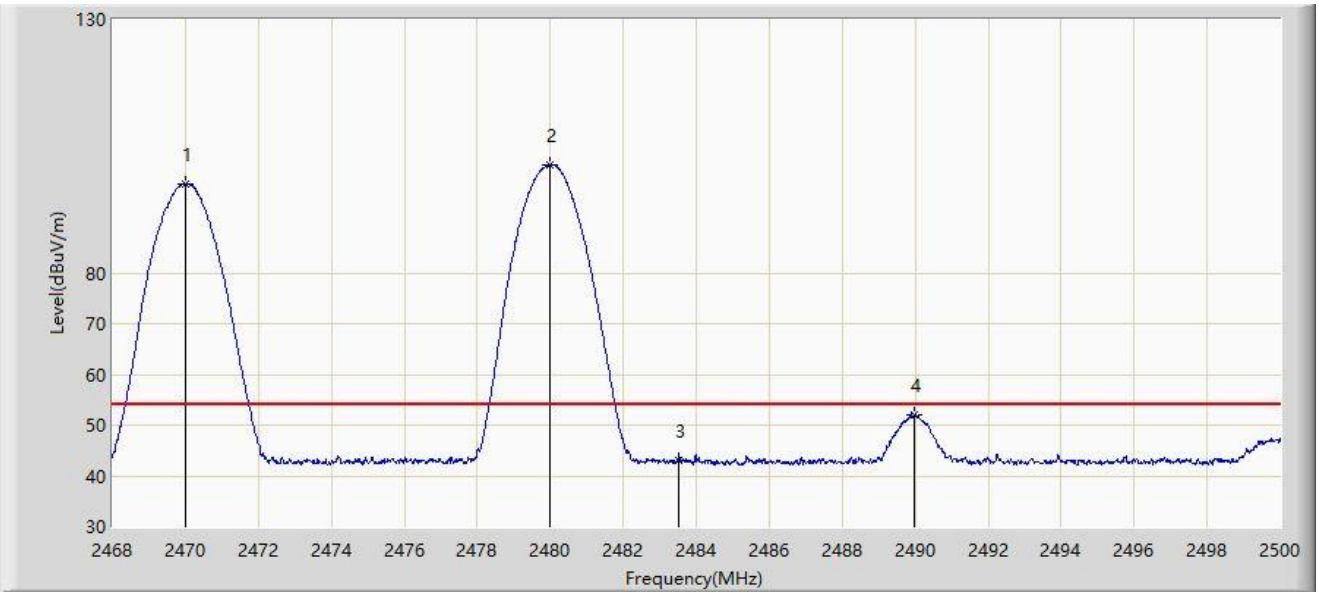

No	Mark	Frequency (MHz)	Measure Level (dBμV/m)	Reading Level (dBμV)	Margin (dB)	Limit (dBμV/m)	Factor (dB/m)	Type
1		2470.016	97.628	65.383	N/A	N/A	32.244	AV
2		2479.984	101.352	69.070	N/A	N/A	32.282	AV
3		2483.500	43.007	10.707	-10.993	54.000	32.300	AV
4	*	2489.968	52.043	19.709	-1.957	54.000	32.334	AV

Note 1: " * ", means this data is the worst emission level.

Note 2: Measure Level (dBμV/m) = Reading Level (dBμV) + Factor (dB/m).

Note 3: Factor (dB/m) = Cable Loss (dB) + Antenna Factor (dB/m).

Site: SIP-AC3	Test Date: 2024-06-07
Limit: FCC_2.4G_RE(3m)	Engineer: Justin Guo
Probe: HF907_102861_1-18GHz	Polarity: Horizontal
EUT: ACCESS POINT	Power: AC 120V/60Hz
Test Mode: Transmit at Ant 2 - Filter 1# - 2472MHz and Ant 1 - Filter 9# - 2480MHz	

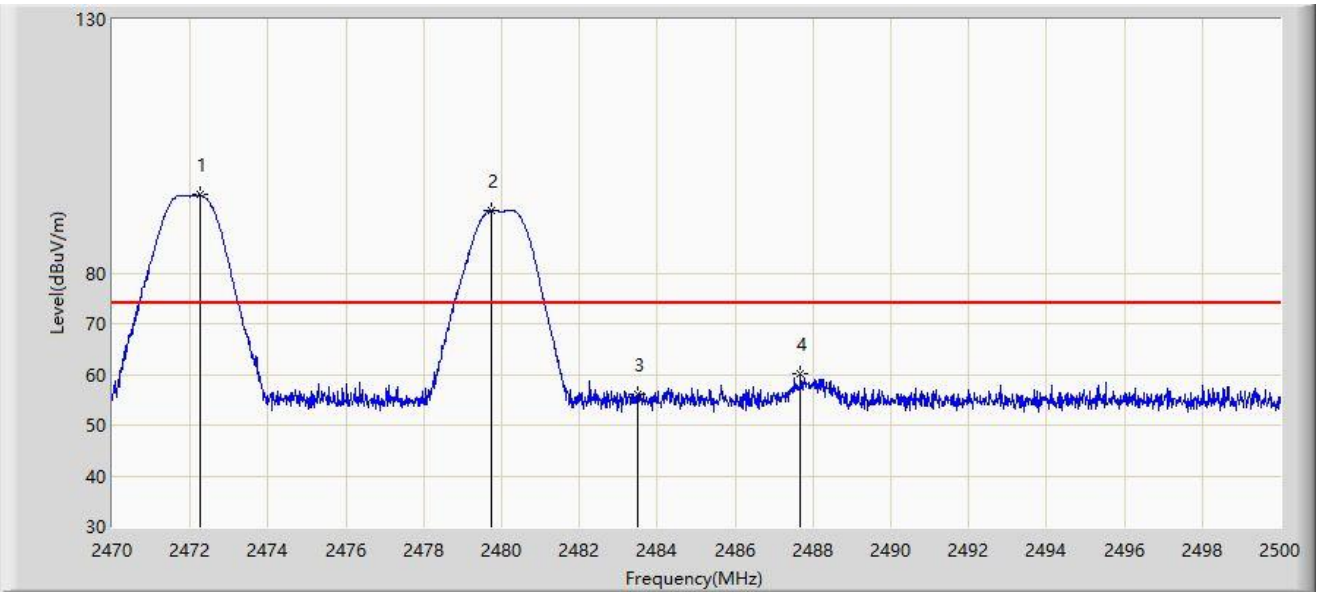

No	Mark	Frequency (MHz)	Measure Level (dBμV/m)	Reading Level (dBμV)	Margin (dB)	Limit (dBμV/m)	Factor (dB/m)	Type
1		2472.265	95.387	63.134	N/A	N/A	32.252	PK
2		2479.735	92.383	60.102	N/A	N/A	32.281	PK
3		2483.500	56.042	23.742	-17.958	74.000	32.300	PK
4	*	2487.685	60.032	27.710	-13.968	74.000	32.322	PK

Note 1: " * ", means this data is the worst emission level.

Note 2: Measure Level (dBμV/m) = Reading Level (dBμV) + Factor (dB/m).

Note 3: Factor (dB/m) = Cable Loss (dB) + Antenna Factor (dB/m).

Site: SIP-AC3	Test Date: 2024-06-07
Limit: FCC_2.4G_RE(3m)	Engineer: Justin Guo
Probe: HF907_102861_1-18GHz	Polarity: Horizontal
EUT: ACCESS POINT	Power: AC 120V/60Hz
Test Mode: Transmit at Ant 2 - Filter 1# - 2472MHz and Ant 1 - Filter 9# - 2480MHz	

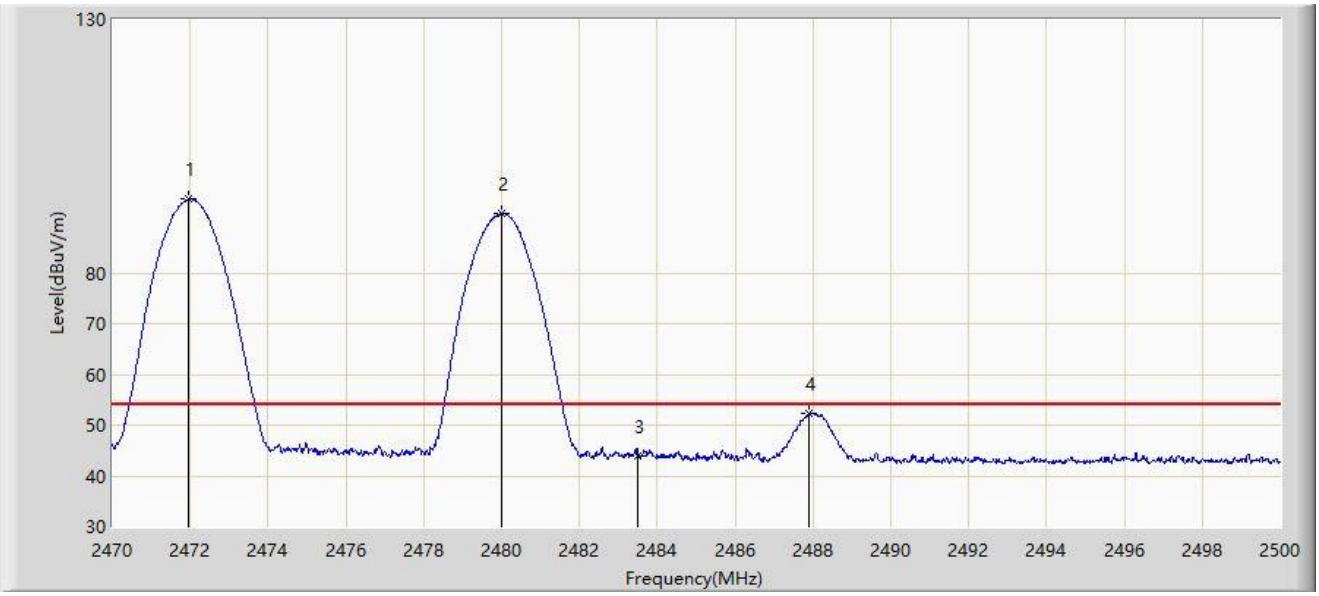

No	Mark	Frequency (MHz)	Measure Level (dBμV/m)	Reading Level (dBμV)	Margin (dB)	Limit (dBμV/m)	Factor (dB/m)	Type
1		2471.950	94.497	62.245	N/A	N/A	32.252	AV
2		2479.990	91.647	59.365	N/A	N/A	32.282	AV
3		2483.500	44.015	11.715	-9.985	54.000	32.300	AV
4	*	2487.895	52.286	19.963	-1.714	54.000	32.323	AV

Note 1: " * ", means this data is the worst emission level.

Note 2: Measure Level (dBμV/m) = Reading Level (dBμV) + Factor (dB/m).

Note 3: Factor (dB/m) = Cable Loss (dB) + Antenna Factor (dB/m).

Site: SIP-AC3	Test Date: 2024-06-07
Limit: FCC_2.4G_RE(3m)	Engineer: Justin Guo
Probe: HF907_102861_1-18GHz	Polarity: Vertical
EUT: ACCESS POINT	Power: AC 120V/60Hz
Test Mode: Transmit at Ant 2 - Filter 1# - 2472MHz and Ant 1 - Filter 9# - 2480MHz	

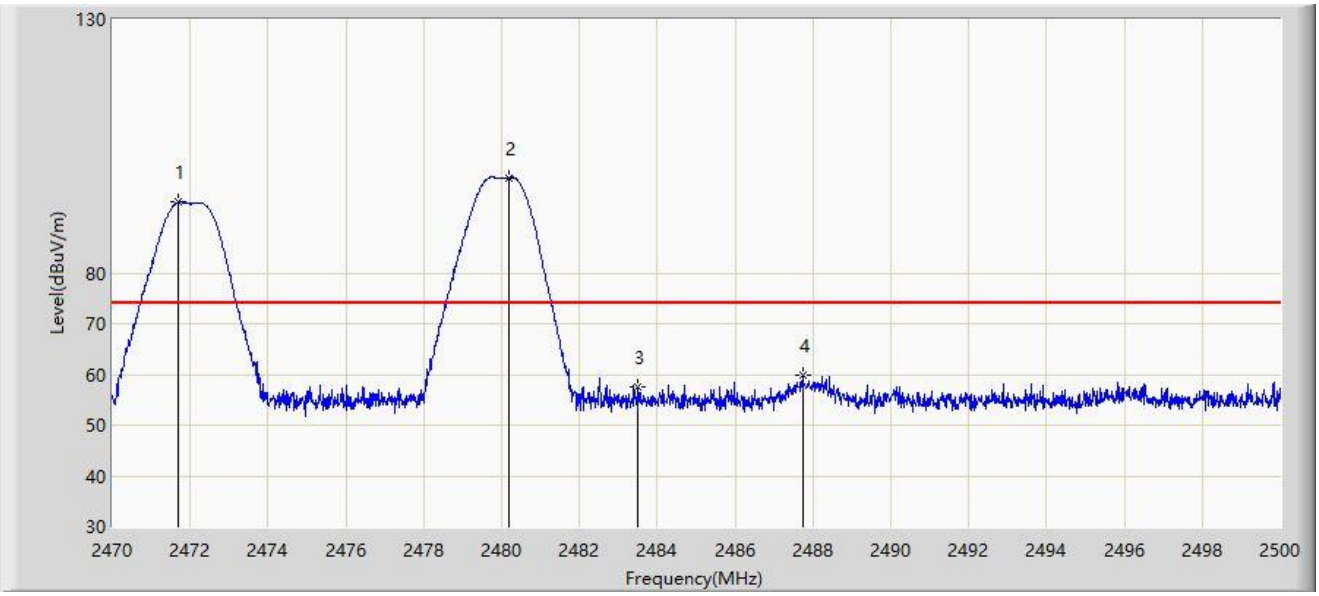

No	Mark	Frequency (MHz)	Measure Level (dBμV/m)	Reading Level (dBμV)	Margin (dB)	Limit (dBμV/m)	Factor (dB/m)	Type
1		2471.710	93.985	61.734	N/A	N/A	32.251	PK
2		2480.200	98.825	66.542	N/A	N/A	32.283	PK
3		2483.500	57.550	25.250	-16.450	74.000	32.300	PK
4	*	2487.730	59.984	27.662	-14.016	74.000	32.323	PK

Note 1: " * ", means this data is the worst emission level.

Note 2: Measure Level (dBμV/m) = Reading Level (dBμV) + Factor (dB/m).

Note 3: Factor (dB/m) = Cable Loss (dB) + Antenna Factor (dB/m).

Site: SIP-AC3	Test Date: 2024-06-07
Limit: FCC_2.4G_RE(3m)	Engineer: Justin Guo
Probe: HF907_102861_1-18GHz	Polarity: Vertical
EUT: ACCESS POINT	Power: AC 120V/60Hz
Test Mode: Transmit at Ant 2 - Filter 1# - 2472MHz and Ant 1 - Filter 9# - 2480MHz	

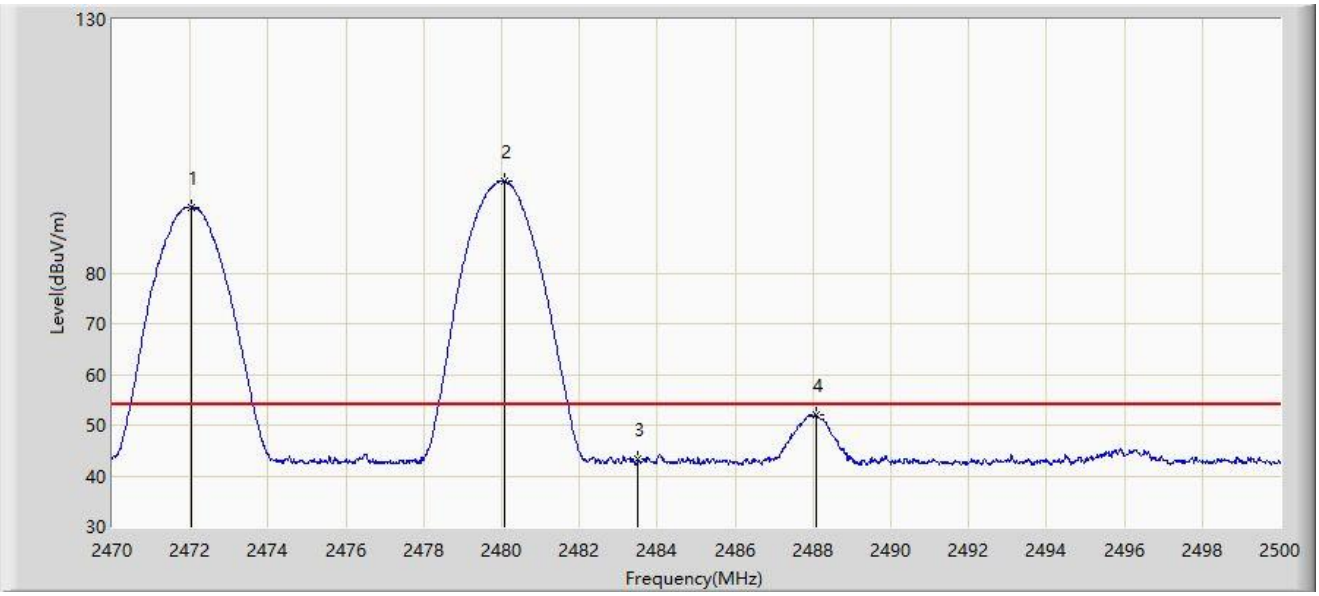

No	Mark	Frequency (MHz)	Measure Level (dBμV/m)	Reading Level (dBμV)	Margin (dB)	Limit (dBμV/m)	Factor (dB/m)	Type
1		2472.040	93.041	60.789	N/A	N/A	32.252	AV
2		2480.065	98.233	65.950	N/A	N/A	32.282	AV
3		2483.500	43.291	10.991	-10.709	54.000	32.300	AV
4	*	2488.090	51.974	19.650	-2.026	54.000	32.324	AV

Note 1: " * ", means this data is the worst emission level.

Note 2: Measure Level (dBμV/m) = Reading Level (dBμV) + Factor (dB/m).

Note 3: Factor (dB/m) = Cable Loss (dB) + Antenna Factor (dB/m).

Site: SIP-AC3	Test Date: 2024-06-07
Limit: FCC_2.4G_RE(3m)	Engineer: Justin Guo
Probe: HF907_102861_1-18GHz	Polarity: Horizontal
EUT: ACCESS POINT	Power: AC 120V/60Hz
Test Mode: Transmit at Ant 2 - Filter 1# - 2474MHz and Ant 1 - Filter 9# - 2480MHz	

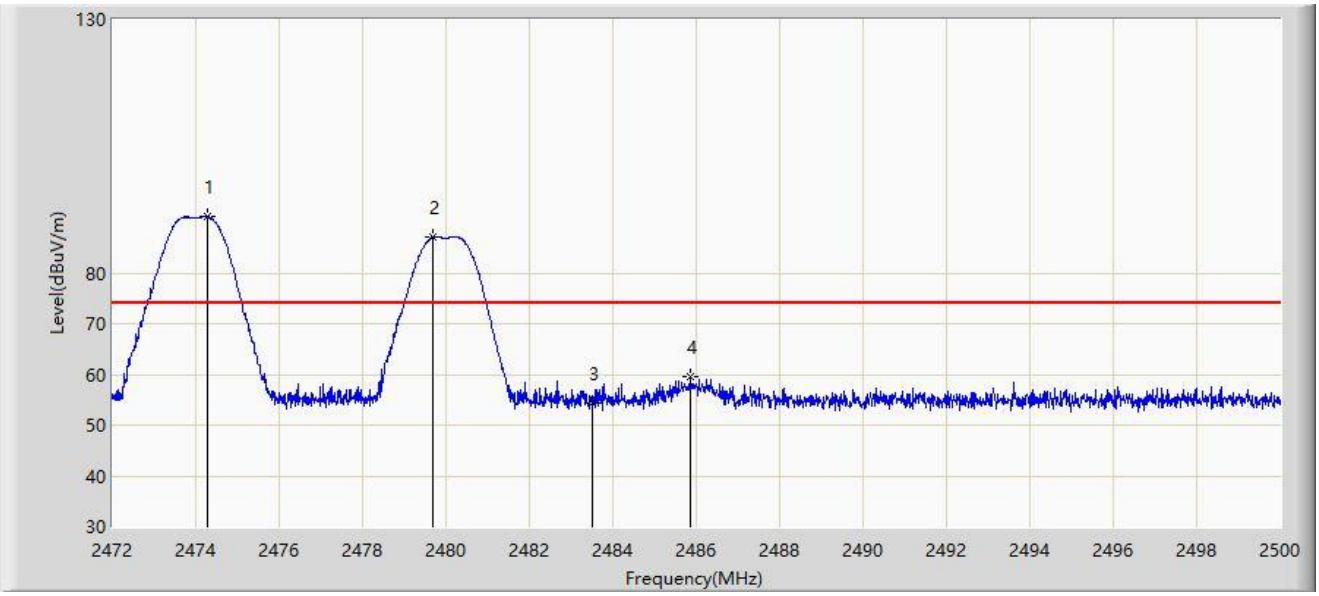

No	Mark	Frequency (MHz)	Measure Level (dBμV/m)	Reading Level (dBμV)	Margin (dB)	Limit (dBμV/m)	Factor (dB/m)	Type
1		2474.296	91.103	58.843	N/A	N/A	32.260	PK
2		2479.686	87.102	54.821	N/A	N/A	32.280	PK
3		2483.500	54.256	21.956	-19.744	74.000	32.300	PK
4	*	2485.874	59.489	27.176	-14.511	74.000	32.312	PK

Note 1: " * ", means this data is the worst emission level.

Note 2: Measure Level (dBμV/m) = Reading Level (dBμV) + Factor (dB/m).

Note 3: Factor (dB/m) = Cable Loss (dB) + Antenna Factor (dB/m).

Site: SIP-AC3	Test Date: 2024-06-07
Limit: FCC_2.4G_RE(3m)	Engineer: Justin Guo
Probe: HF907_102861_1-18GHz	Polarity: Horizontal
EUT: ACCESS POINT	Power: AC 120V/60Hz
Test Mode: Transmit at Ant 2 - Filter 1# - 2474MHz and Ant 1 - Filter 9# - 2480MHz	

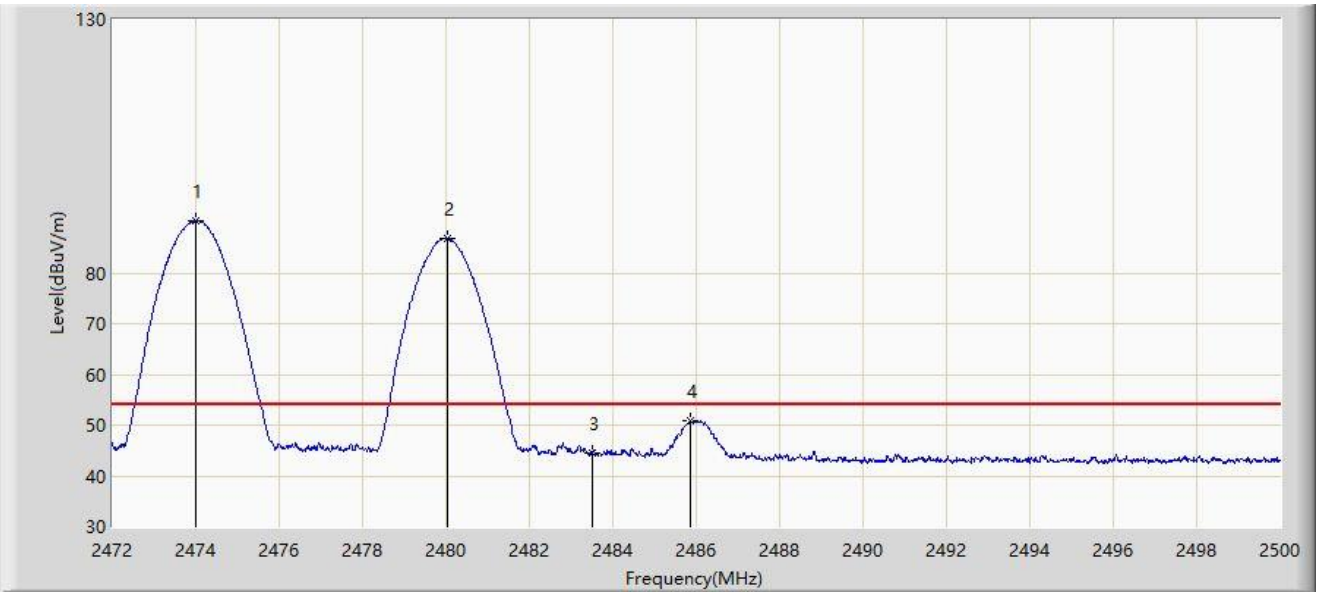

No	Mark	Frequency (MHz)	Measure Level (dBμV/m)	Reading Level (dBμV)	Margin (dB)	Limit (dBμV/m)	Factor (dB/m)	Type
1		2473.988	90.336	58.077	N/A	N/A	32.259	AV
2		2480.036	86.747	54.465	N/A	N/A	32.282	AV
3		2483.500	44.604	12.304	-9.396	54.000	32.300	AV
4	*	2485.874	50.998	18.685	-3.002	54.000	32.312	AV

Note 1: " * ", means this data is the worst emission level.

Note 2: Measure Level (dBμV/m) = Reading Level (dBμV) + Factor (dB/m).

Note 3: Factor (dB/m) = Cable Loss (dB) + Antenna Factor (dB/m).

Site: SIP-AC3	Test Date: 2024-06-07
Limit: FCC_2.4G_RE(3m)	Engineer: Justin Guo
Probe: HF907_102861_1-18GHz	Polarity: Vertical
EUT: ACCESS POINT	Power: AC 120V/60Hz
Test Mode: Transmit at Ant 2 - Filter 1# - 2474MHz and Ant 1 - Filter 9# - 2480MHz	

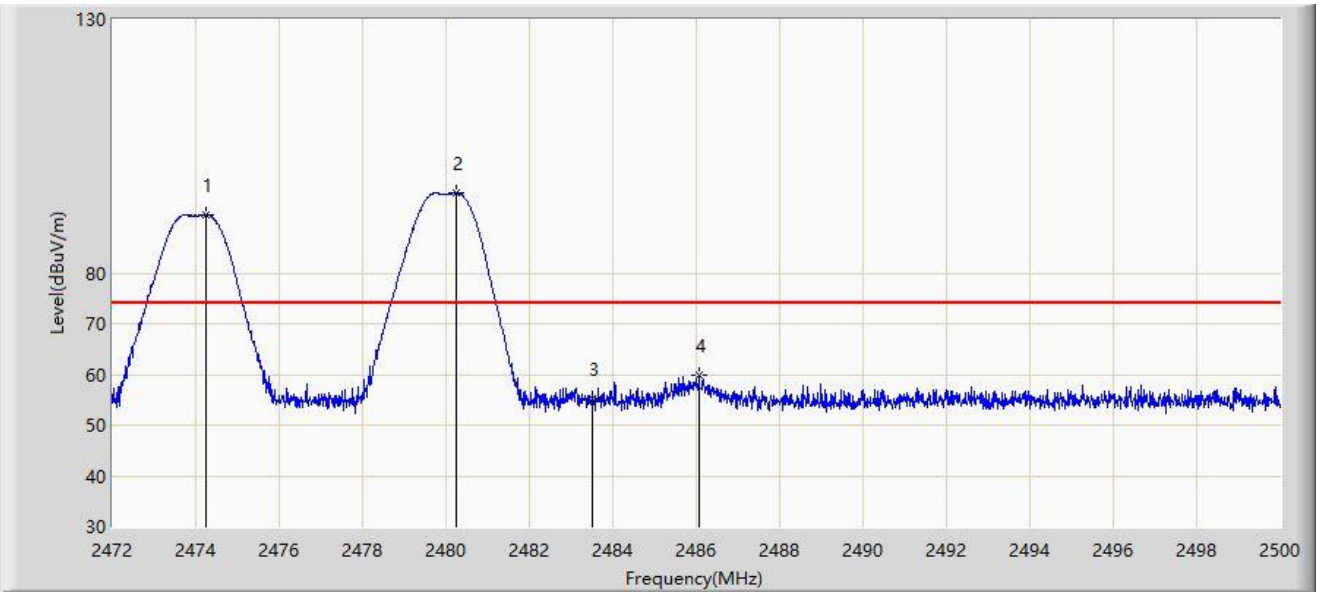

No	Mark	Frequency (MHz)	Measure Level (dBμV/m)	Reading Level (dBμV)	Margin (dB)	Limit (dBμV/m)	Factor (dB/m)	Type
1		2474.254	91.516	59.256	N/A	N/A	32.260	PK
2		2480.260	95.712	63.428	N/A	N/A	32.283	PK
3		2483.500	55.108	22.808	-18.892	74.000	32.300	PK
4	*	2486.070	59.924	27.610	-14.076	74.000	32.313	PK

Note 1: " * ", means this data is the worst emission level.

Note 2: Measure Level (dBμV/m) = Reading Level (dBμV) + Factor (dB/m).

Note 3: Factor (dB/m) = Cable Loss (dB) + Antenna Factor (dB/m).

Site: SIP-AC3	Test Date: 2024-06-07
Limit: FCC_2.4G_RE(3m)	Engineer: Justin Guo
Probe: HF907_102861_1-18GHz	Polarity: Vertical
EUT: ACCESS POINT	Power: AC 120V/60Hz
Test Mode: Transmit at Ant 2 - Filter 1# - 2474MHz and Ant 1 - Filter 9# - 2480MHz	

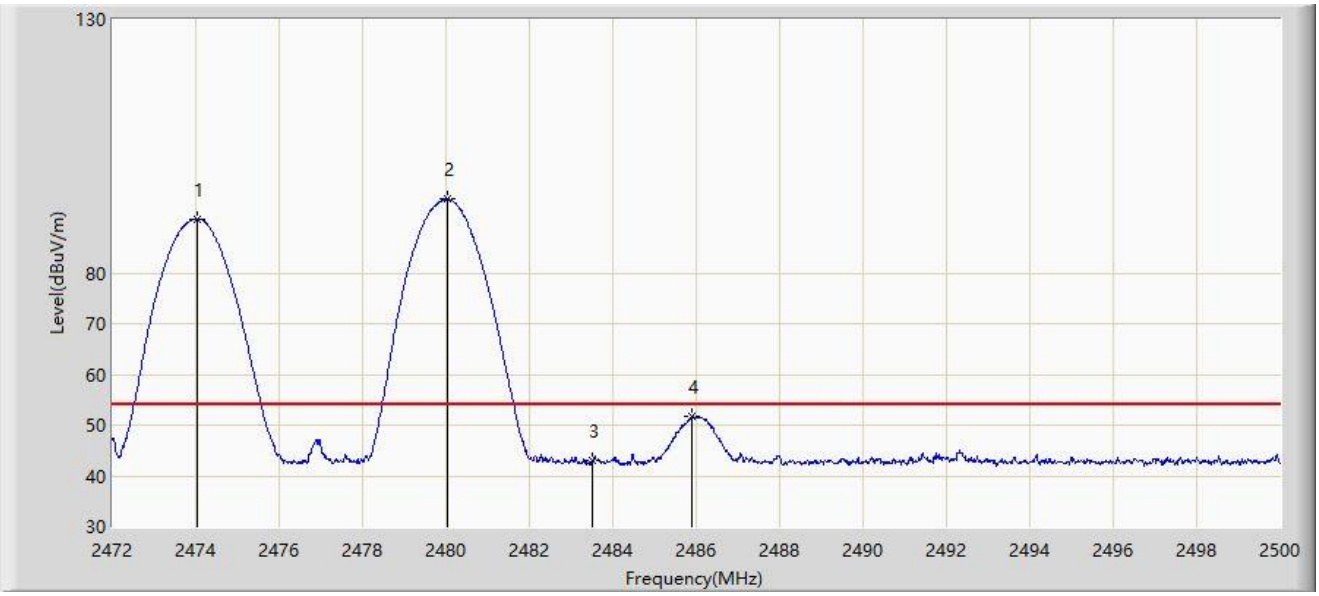

No	Mark	Frequency (MHz)	Measure Level (dBμV/m)	Reading Level (dBμV)	Margin (dB)	Limit (dBμV/m)	Factor (dB/m)	Type
1		2474.030	90.718	58.459	N/A	N/A	32.259	AV
2		2480.036	94.562	62.280	N/A	N/A	32.282	AV
3		2483.500	42.920	10.620	-11.080	54.000	32.300	AV
4	*	2485.902	51.653	19.340	-2.347	54.000	32.313	AV

Note 1: " * ", means this data is the worst emission level.

Note 2: Measure Level (dBμV/m) = Reading Level (dBμV) + Factor (dB/m).

Note 3: Factor (dB/m) = Cable Loss (dB) + Antenna Factor (dB/m).

Site: SIP-AC3	Test Date: 2024-06-07
Limit: FCC_2.4G_RE(3m)	Engineer: Justin Guo
Probe: HF907_102861_1-18GHz	Polarity: Horizontal
EUT: ACCESS POINT	Power: AC 120V/60Hz
Test Mode: Transmit at Ant 2 - Filter 1# - 2476MHz and Ant 1 - Filter 9# - 2480MHz	

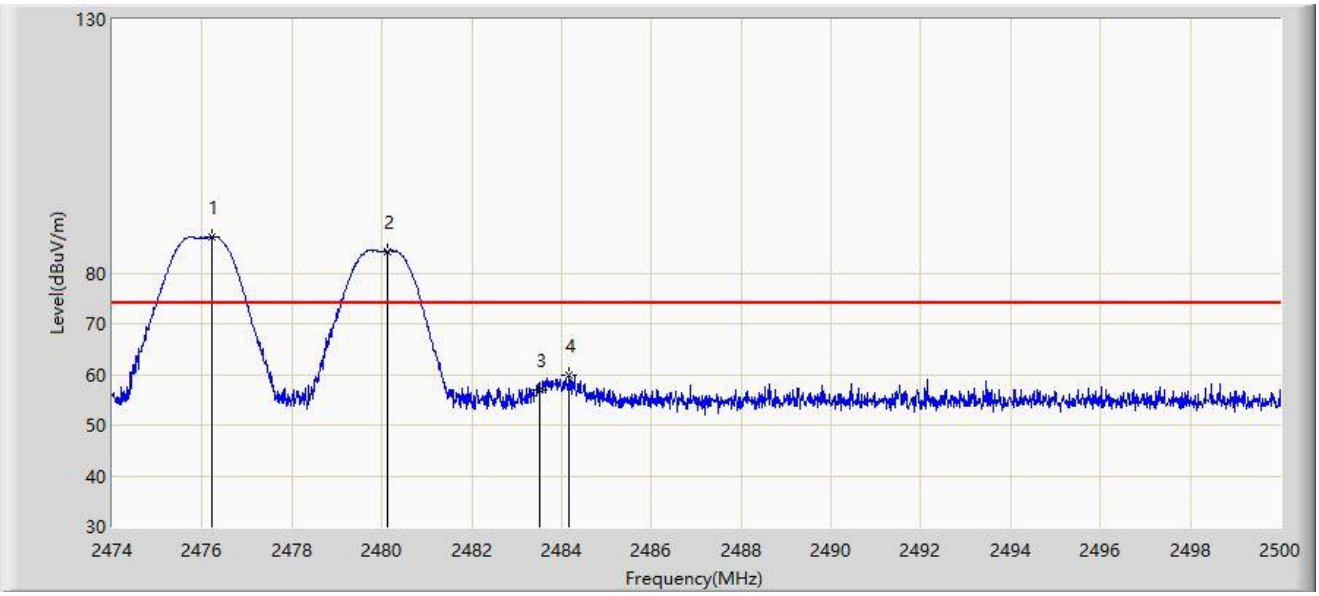

No	Mark	Frequency (MHz)	Measure Level (dBμV/m)	Reading Level (dBμV)	Margin (dB)	Limit (dBμV/m)	Factor (dB/m)	Type
1		2476.210	87.210	54.943	N/A	N/A	32.267	PK
2		2480.136	84.288	52.005	N/A	N/A	32.283	PK
3		2483.500	57.073	24.773	-16.927	74.000	32.300	PK
4	*	2484.166	59.910	27.606	-14.090	74.000	32.304	PK

Note 1: " * ", means this data is the worst emission level.

Note 2: Measure Level (dBμV/m) = Reading Level (dBμV) + Factor (dB/m).

Note 3: Factor (dB/m) = Cable Loss (dB) + Antenna Factor (dB/m).

Site: SIP-AC3	Test Date: 2024-06-07
Limit: FCC_2.4G_RE(3m)	Engineer: Justin Guo
Probe: HF907_102861_1-18GHz	Polarity: Horizontal
EUT: ACCESS POINT	Power: AC 120V/60Hz
Test Mode: Transmit at Ant 2 - Filter 1# - 2476MHz and Ant 1 - Filter 9# - 2480MHz	

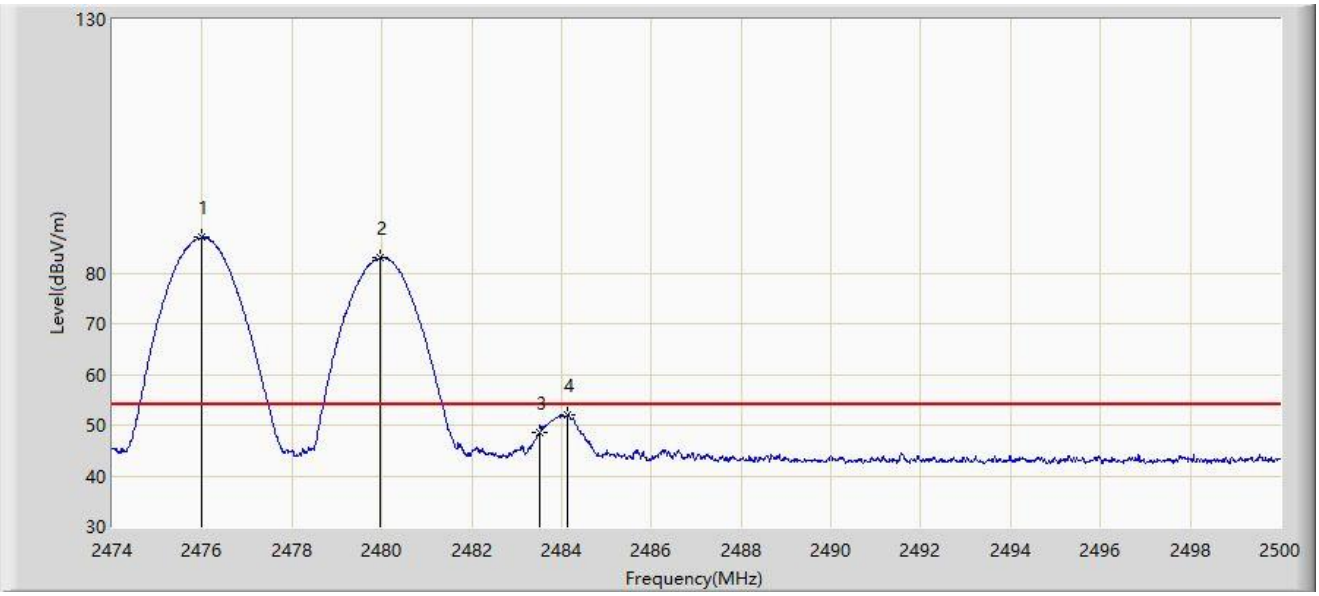

No	Mark	Frequency (MHz)	Measure Level (dBμV/m)	Reading Level (dBμV)	Margin (dB)	Limit (dBμV/m)	Factor (dB/m)	Type
1		2476.002	86.992	54.726	N/A	N/A	32.266	AV
2		2479.967	82.958	50.676	N/A	N/A	32.282	AV
3		2483.500	48.538	16.238	-5.462	54.000	32.300	AV
4	*	2484.140	51.970	19.666	-2.030	54.000	32.304	AV

Note 1: " * ", means this data is the worst emission level.

Note 2: Measure Level (dBμV/m) = Reading Level (dBμV) + Factor (dB/m).

Note 3: Factor (dB/m) = Cable Loss (dB) + Antenna Factor (dB/m).

Site: SIP-AC3	Test Date: 2024-06-07
Limit: FCC_2.4G_RE(3m)	Engineer: Justin Guo
Probe: HF907_102861_1-18GHz	Polarity: Vertical
EUT: ACCESS POINT	Power: AC 120V/60Hz
Test Mode: Transmit at Ant 2 - Filter 1# - 2476MHz and Ant 1 - Filter 9# - 2480MHz	

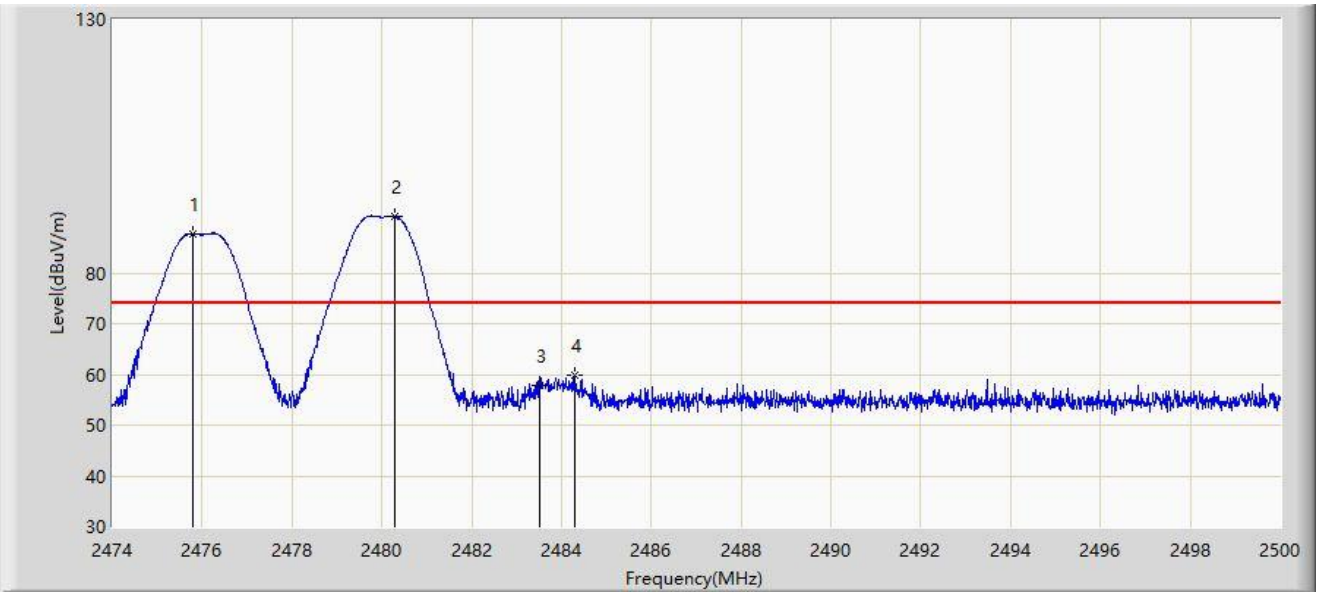

No	Mark	Frequency (MHz)	Measure Level (dBμV/m)	Reading Level (dBμV)	Margin (dB)	Limit (dBμV/m)	Factor (dB/m)	Type
1		2475.807	87.663	55.397	N/A	N/A	32.266	PK
2		2480.292	91.151	58.867	N/A	N/A	32.283	PK
3		2483.500	57.907	25.607	-16.093	74.000	32.300	PK
4	*	2484.309	59.726	27.422	-14.274	74.000	32.305	PK

Note 1: " * ", means this data is the worst emission level.

Note 2: Measure Level (dBμV/m) = Reading Level (dBμV) + Factor (dB/m).

Note 3: Factor (dB/m) = Cable Loss (dB) + Antenna Factor (dB/m).

Site: SIP-AC3	Test Date: 2024-06-07
Limit: FCC_2.4G_RE(3m)	Engineer: Justin Guo
Probe: HF907_102861_1-18GHz	Polarity: Vertical
EUT: ACCESS POINT	Power: AC 120V/60Hz
Test Mode: Transmit at Ant 2 - Filter 1# - 2476MHz and Ant 1 - Filter 9# - 2480MHz	

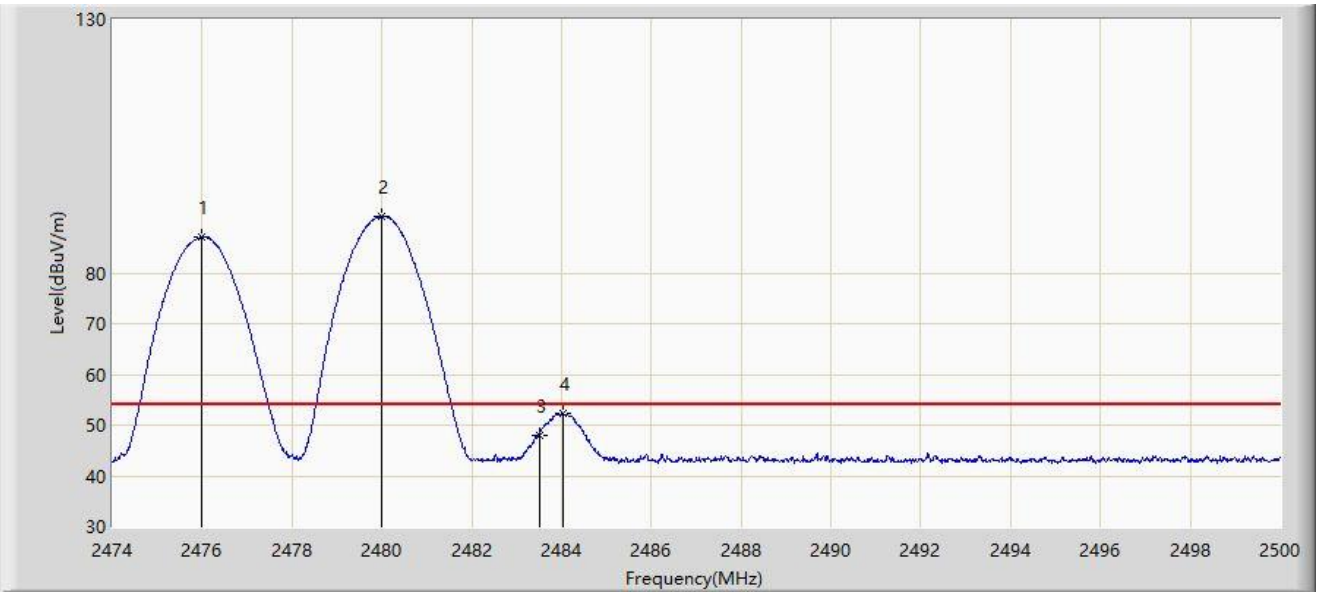

No	Mark	Frequency (MHz)	Measure Level (dBμV/m)	Reading Level (dBμV)	Margin (dB)	Limit (dBμV/m)	Factor (dB/m)	Type
1		2475.989	87.002	54.736	N/A	N/A	32.266	AV
2		2480.006	91.132	58.850	N/A	N/A	32.282	AV
3		2483.500	48.044	15.744	-5.956	54.000	32.300	AV
4	*	2484.049	52.322	20.019	-1.678	54.000	32.303	AV

Note 1: " * ", means this data is the worst emission level.

Note 2: Measure Level (dBμV/m) = Reading Level (dBμV) + Factor (dB/m).

Note 3: Factor (dB/m) = Cable Loss (dB) + Antenna Factor (dB/m).

Site: SIP-AC3	Test Date: 2024-06-07
Limit: FCC_2.4G_RE(3m)	Engineer: Justin Guo
Probe: HF907_102861_1-18GHz	Polarity: Horizontal
EUT: ACCESS POINT	Power: AC 120V/60Hz
Test Mode: Transmit at Ant 2 - Filter 1# - 2478MHz and Ant 1 - Filter 9# - 2480MHz	

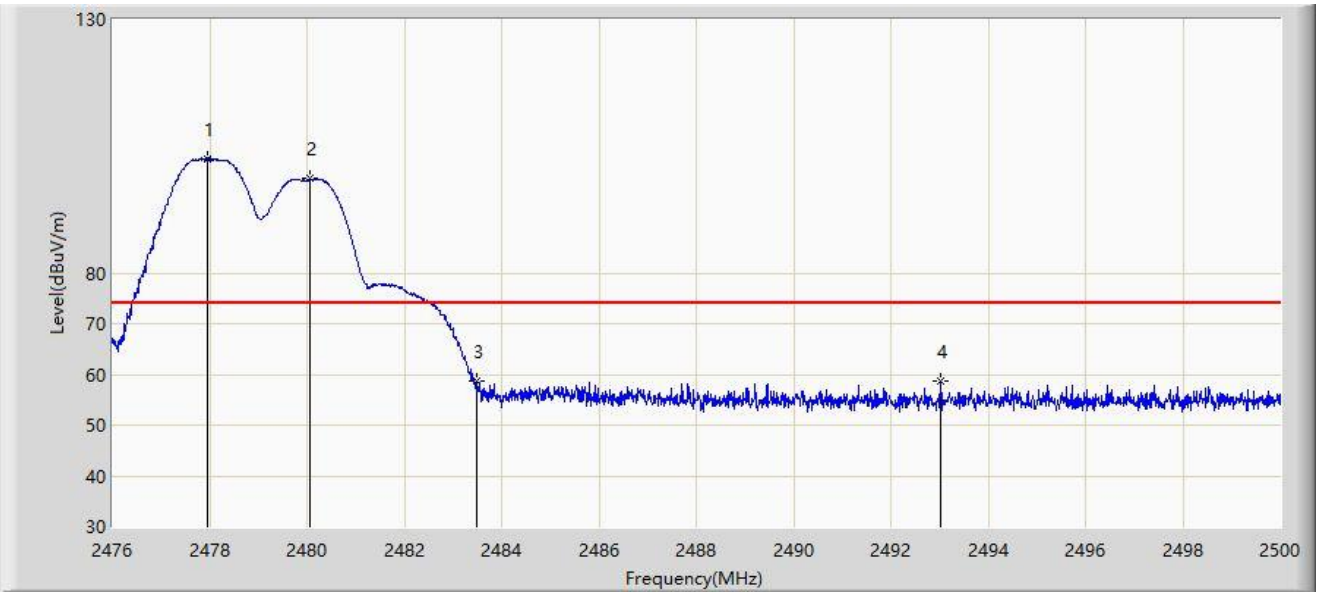

No	Mark	Frequency (MHz)	Measure Level (dBμV/m)	Reading Level (dBμV)	Margin (dB)	Limit (dBμV/m)	Factor (dB/m)	Type
1		2477.956	102.607	70.334	N/A	N/A	32.273	PK
2		2480.068	98.582	66.299	N/A	N/A	32.282	PK
3		2483.500	58.687	26.387	-15.313	74.000	32.300	PK
4	*	2493.016	58.781	26.431	-15.219	74.000	32.349	PK

Note 1: " * ", means this data is the worst emission level.

Note 2: Measure Level (dBμV/m) = Reading Level (dBμV) + Factor (dB/m).

Note 3: Factor (dB/m) = Cable Loss (dB) + Antenna Factor (dB/m).

Site: SIP-AC3	Test Date: 2024-06-07
Limit: FCC_2.4G_RE(3m)	Engineer: Justin Guo
Probe: HF907_102861_1-18GHz	Polarity: Horizontal
EUT: ACCESS POINT	Power: AC 120V/60Hz
Test Mode: Transmit at Ant 2 - Filter 1# - 2478MHz and Ant 1 - Filter 9# - 2480MHz	

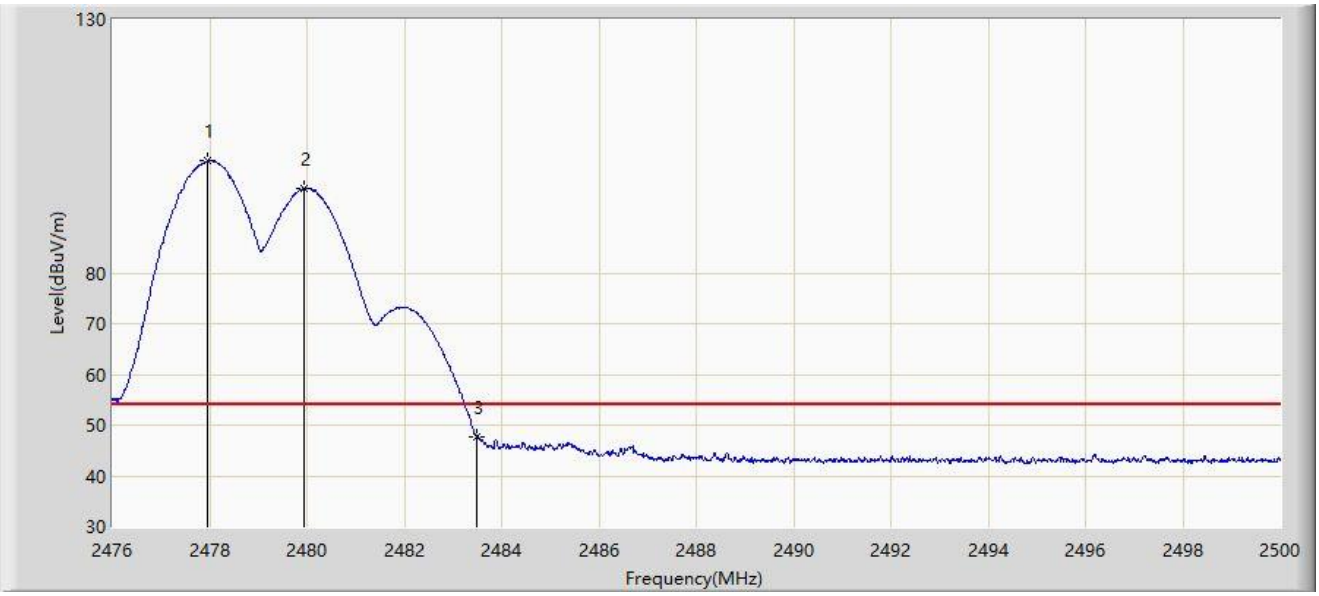

No	Mark	Frequency (MHz)	Measure Level (dBμV/m)	Reading Level (dBμV)	Margin (dB)	Limit (dBμV/m)	Factor (dB/m)	Type
1		2477.968	102.039	69.766	N/A	N/A	32.273	AV
2		2479.948	96.618	64.336	N/A	N/A	32.282	AV
3	*	2483.500	47.630	15.330	-6.370	54.000	32.300	AV

Note 1: " * ", means this data is the worst emission level.

Note 2: Measure Level (dBμV/m) = Reading Level (dBμV) + Factor (dB/m).

Note 3: Factor (dB/m) = Cable Loss (dB) + Antenna Factor (dB/m).

Site: SIP-AC3	Test Date: 2024-06-07
Limit: FCC_2.4G_RE(3m)	Engineer: Justin Guo
Probe: HF907_102861_1-18GHz	Polarity: Vertical
EUT: ACCESS POINT	Power: AC 120V/60Hz
Test Mode: Transmit at Ant 2 - Filter 1# - 2478MHz and Ant 1 - Filter 9# - 2480MHz	

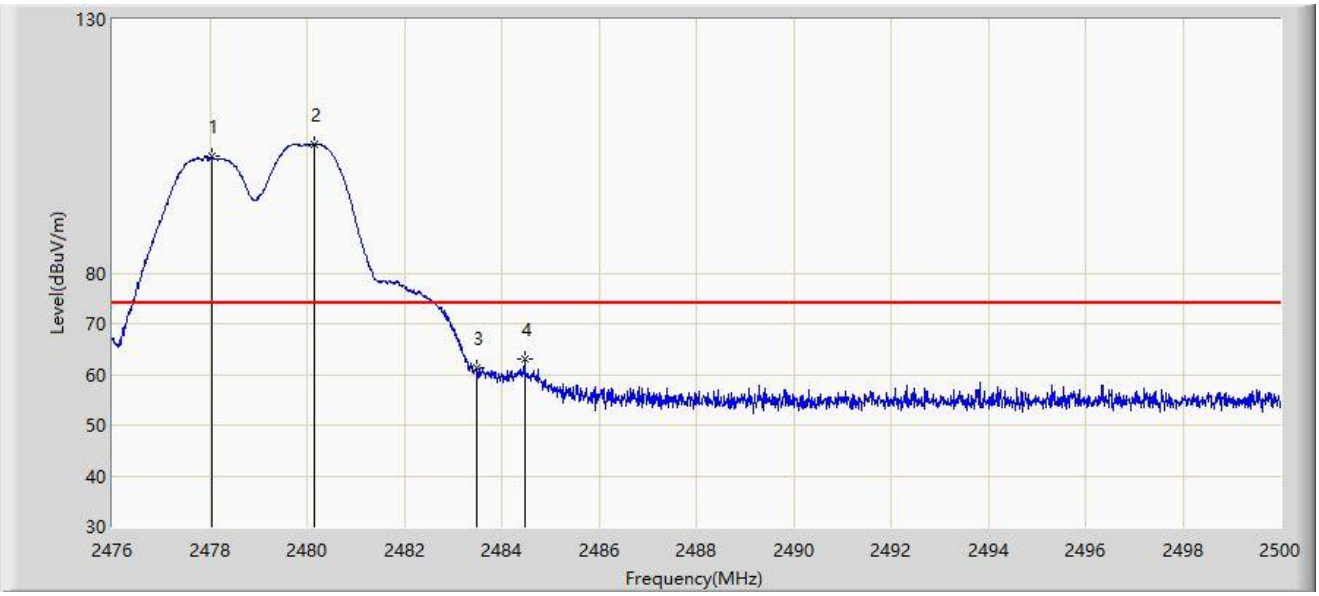

No	Mark	Frequency (MHz)	Measure Level (dBμV/m)	Reading Level (dBμV)	Margin (dB)	Limit (dBμV/m)	Factor (dB/m)	Type
1		2478.040	102.910	70.636	N/A	N/A	32.274	PK
2		2480.140	105.379	73.096	N/A	N/A	32.283	PK
3		2483.500	61.347	29.047	-12.653	74.000	32.300	PK
4	*	2484.472	62.937	30.632	-11.063	74.000	32.305	PK

Note 1: " * ", means this data is the worst emission level.

Note 2: Measure Level (dBμV/m) = Reading Level (dBμV) + Factor (dB/m).

Note 3: Factor (dB/m) = Cable Loss (dB) + Antenna Factor (dB/m).

Site: SIP-AC3	Test Date: 2024-06-07
Limit: FCC_2.4G_RE(3m)	Engineer: Justin Guo
Probe: HF907_102861_1-18GHz	Polarity: Vertical
EUT: ACCESS POINT	Power: AC 120V/60Hz
Test Mode: Transmit at Ant 2 - Filter 1# - 2478MHz and Ant 1 - Filter 9# - 2480MHz	

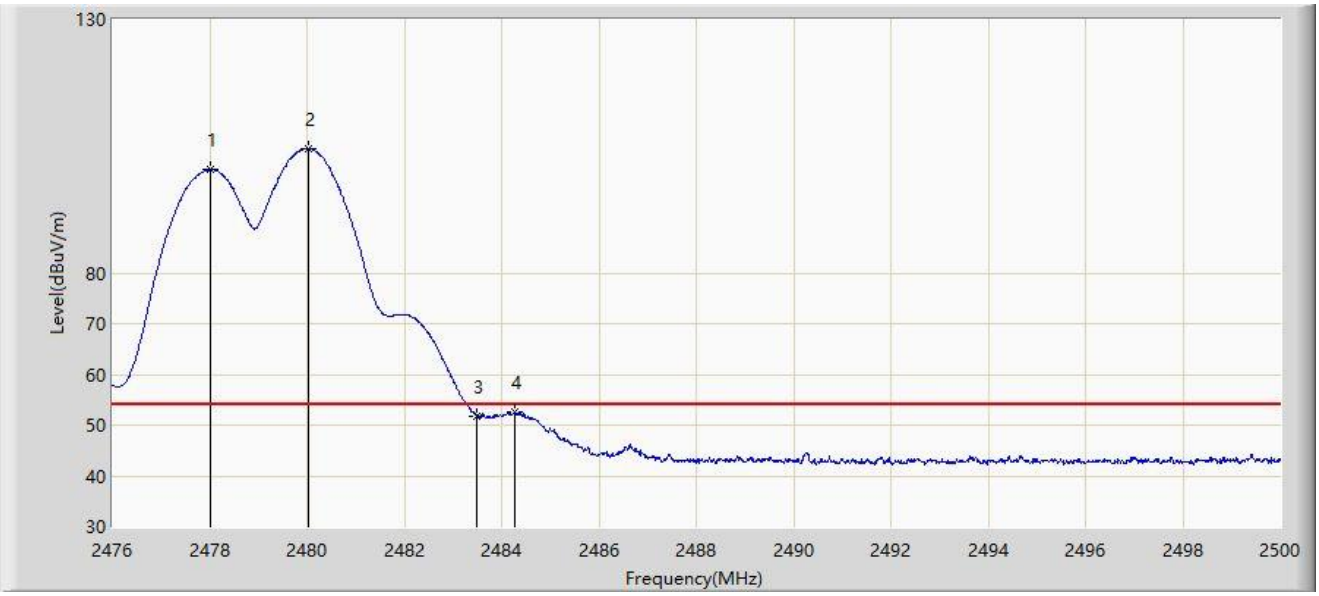

No	Mark	Frequency (MHz)	Measure Level (dBμV/m)	Reading Level (dBμV)	Margin (dB)	Limit (dBμV/m)	Factor (dB/m)	Type
1		2478.004	100.402	68.129	N/A	N/A	32.273	AV
2		2480.020	104.498	72.216	N/A	N/A	32.282	AV
3		2483.500	51.861	19.561	-2.139	54.000	32.300	AV
4	*	2484.268	52.624	20.320	-1.376	54.000	32.304	AV

Note 1: " * ", means this data is the worst emission level.

Note 2: Measure Level (dBμV/m) = Reading Level (dBμV) + Factor (dB/m).

Note 3: Factor (dB/m) = Cable Loss (dB) + Antenna Factor (dB/m).

Site: SIP-AC3	Test Date: 2024-06-07
Limit: FCC_2.4G_RE(3m)	Engineer: Justin Guo
Probe: HF907_102861_1-18GHz	Polarity: Horizontal
EUT: ACCESS POINT	Power: AC 120V/60Hz
Test Mode: Transmit at Ant 2 - Filter 2# - 2402MHz and Ant 1 - Filter 7# - 2480MHz	

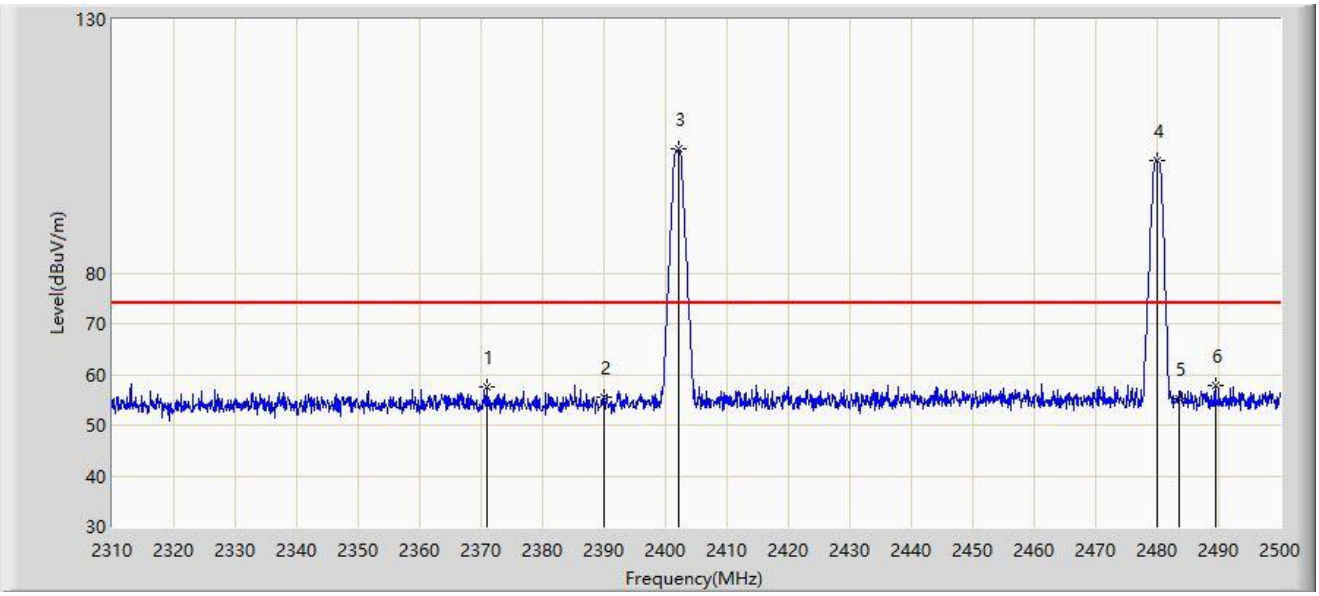

No	Mark	Frequency (MHz)	Measure Level (dBµV/m)	Reading Level (dBµV)	Margin (dB)	Limit (dBµV/m)	Factor (dB/m)	Type
1		2370.895	57.624	25.656	-16.376	74.000	31.968	PK
2		2390.000	55.608	23.585	-18.392	74.000	32.023	PK
3		2402.055	104.360	72.322	N/A	N/A	32.037	PK
4		2480.050	102.207	69.925	N/A	N/A	32.282	PK
5		2483.500	55.092	22.792	-18.908	74.000	32.300	PK
6	*	2489.455	57.760	25.429	-16.240	74.000	32.331	PK

Note 1: " * ", means this data is the worst emission level.

Note 2: Measure Level (dBµV/m) = Reading Level (dBµV) + Factor (dB/m).

Note 3: Factor (dB/m) = Cable Loss (dB) + Antenna Factor (dB/m).

Site: SIP-AC3	Test Date: 2024-06-07
Limit: FCC_2.4G_RE(3m)	Engineer: Justin Guo
Probe: HF907_102861_1-18GHz	Polarity: Horizontal
EUT: ACCESS POINT	Power: AC 120V/60Hz
Test Mode: Transmit at Ant 2 - Filter 2# - 2402MHz and Ant 1 - Filter 7# - 2480MHz	

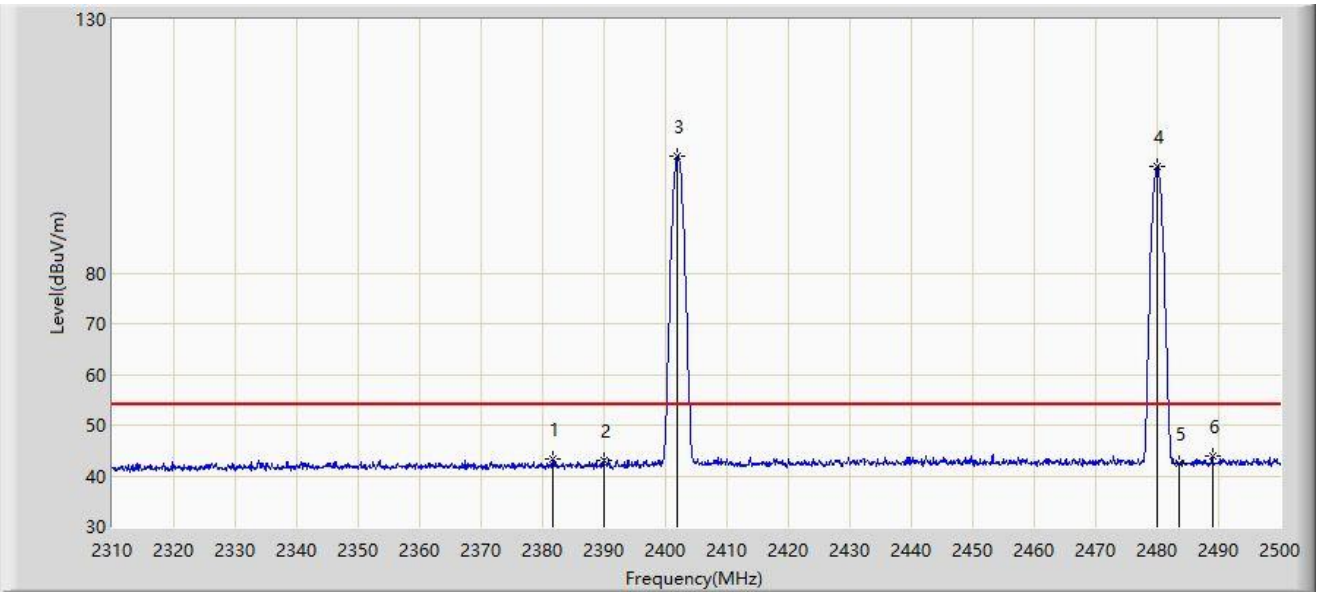

No	Mark	Frequency (MHz)	Measure Level (dBµV/m)	Reading Level (dBµV)	Margin (dB)	Limit (dBµV/m)	Factor (dB/m)	Type
1		2381.630	43.196	11.190	-10.804	54.000	32.006	AV
2		2390.000	43.082	11.059	-10.918	54.000	32.023	AV
3		2401.865	102.903	70.866	N/A	N/A	32.038	AV
4		2479.955	100.975	68.693	N/A	N/A	32.282	AV
5		2483.500	42.370	10.070	-11.630	54.000	32.300	AV
6	*	2488.980	43.899	11.570	-10.101	54.000	32.329	AV

Note 1: " * ", means this data is the worst emission level.

Note 2: Measure Level (dBµV/m) = Reading Level (dBµV) + Factor (dB/m).

Note 3: Factor (dB/m) = Cable Loss (dB) + Antenna Factor (dB/m).

Site: SIP-AC3	Test Date: 2024-06-07
Limit: FCC_2.4G_RE(3m)	Engineer: Justin Guo
Probe: HF907_102861_1-18GHz	Polarity: Vertical
EUT: ACCESS POINT	Power: AC 120V/60Hz
Test Mode: Transmit at Ant 2 - Filter 2# - 2402MHz and Ant 1 - Filter 7# - 2480MHz	

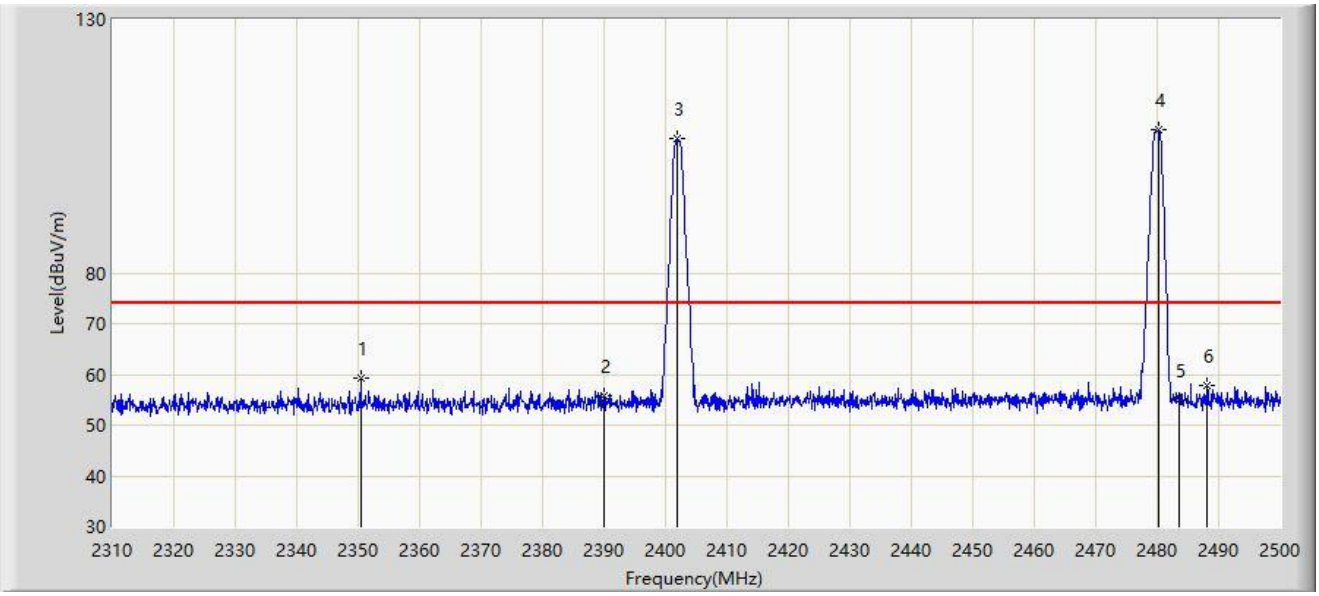

No	Mark	Frequency (MHz)	Measure Level (dBµV/m)	Reading Level (dBµV)	Margin (dB)	Limit (dBµV/m)	Factor (dB/m)	Type
1	*	2350.375	59.157	27.332	-14.843	74.000	31.825	PK
2		2390.000	55.804	23.781	-18.196	74.000	32.023	PK
3		2401.960	106.550	74.512	N/A	N/A	32.038	PK
4		2480.145	108.162	75.879	N/A	N/A	32.283	PK
5		2483.500	54.868	22.568	-19.132	74.000	32.300	PK
6		2488.125	57.828	25.504	-16.172	74.000	32.325	PK

Note 1: " * ", means this data is the worst emission level.

Note 2: Measure Level (dBµV/m) = Reading Level (dBµV) + Factor (dB/m).

Note 3: Factor (dB/m) = Cable Loss (dB) + Antenna Factor (dB/m).

Site: SIP-AC3	Test Date: 2024-06-07
Limit: FCC_2.4G_RE(3m)	Engineer: Justin Guo
Probe: HF907_102861_1-18GHz	Polarity: Vertical
EUT: ACCESS POINT	Power: AC 120V/60Hz
Test Mode: Transmit at Ant 2 - Filter 2# - 2402MHz and Ant 1 - Filter 7# - 2480MHz	

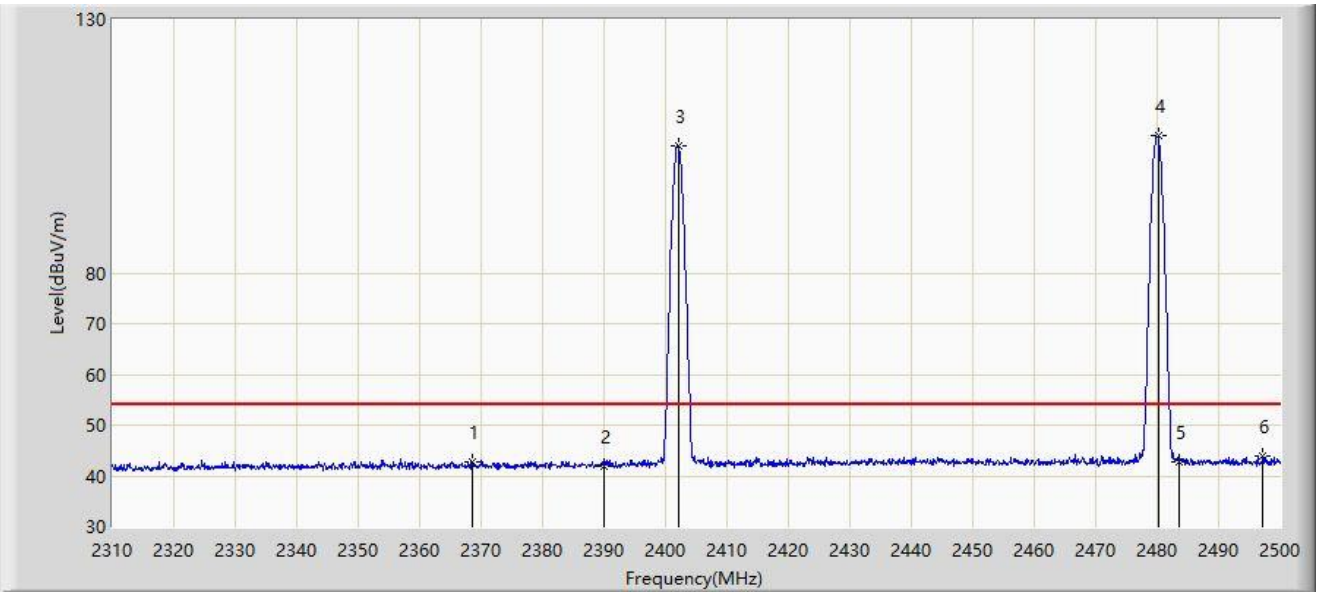

No	Mark	Frequency (MHz)	Measure Level (dBµV/m)	Reading Level (dBµV)	Margin (dB)	Limit (dBµV/m)	Factor (dB/m)	Type
1		2368.520	42.898	10.941	-11.102	54.000	31.957	AV
2		2390.000	42.014	9.991	-11.986	54.000	32.023	AV
3		2402.055	105.208	73.170	N/A	N/A	32.037	AV
4		2480.145	107.201	74.918	N/A	N/A	32.283	AV
5		2483.500	42.777	10.477	-11.223	54.000	32.300	AV
6	*	2497.245	43.885	11.511	-10.115	54.000	32.374	AV

Note 1: " * ", means this data is the worst emission level.

Note 2: Measure Level (dBµV/m) = Reading Level (dBµV) + Factor (dB/m).

Note 3: Factor (dB/m) = Cable Loss (dB) + Antenna Factor (dB/m).

Site: SIP-AC3	Test Date: 2024-06-07
Limit: FCC_2.4G_RE(3m)	Engineer: Justin Guo
Probe: HF907_102861_1-18GHz	Polarity: Horizontal
EUT: ACCESS POINT	Power: AC 120V/60Hz
Test Mode: Transmit at Ant 2 - Filter 2# - 2402MHz and Ant 1 - Filter 7# - 2404MHz	

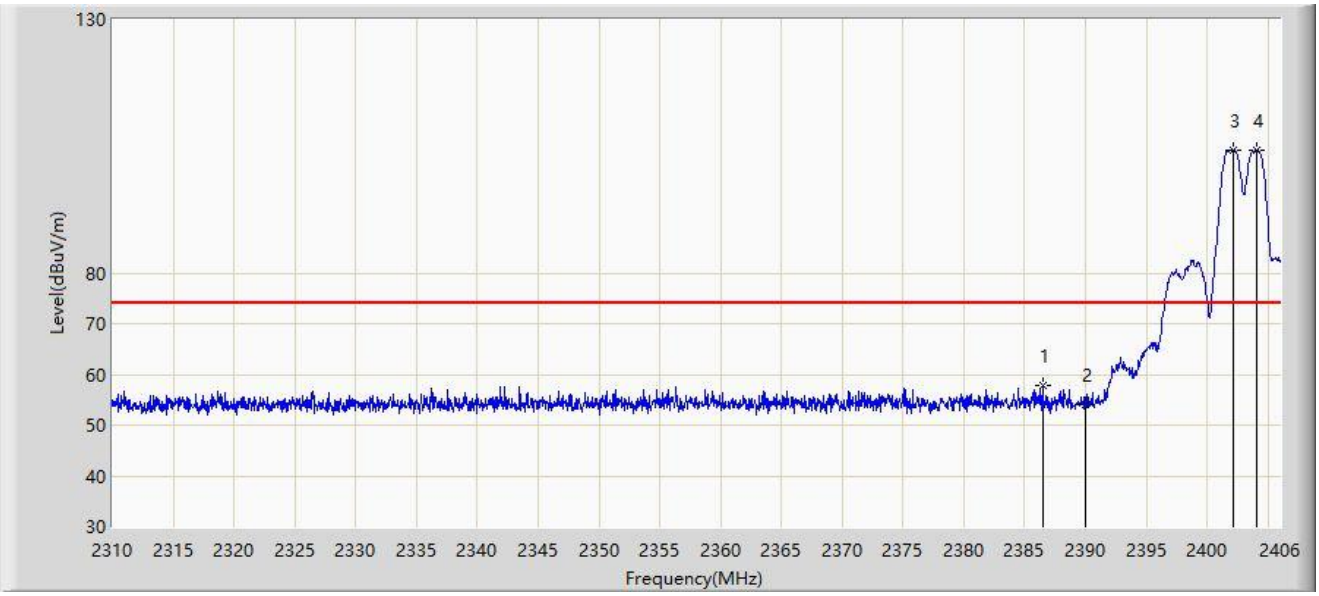

No	Mark	Frequency (MHz)	Measure Level (dBμV/m)	Reading Level (dBμV)	Margin (dB)	Limit (dBμV/m)	Factor (dB/m)	Type
1	*	2386.464	57.779	25.763	-16.221	74.000	32.016	PK
2		2390.000	54.099	22.076	-19.901	74.000	32.023	PK
3		2402.112	104.332	72.294	N/A	N/A	32.038	PK
4		2404.080	104.153	72.114	N/A	N/A	32.040	PK

Note 1: " * ", means this data is the worst emission level.

Note 2: Measure Level (dBμV/m) = Reading Level (dBμV) + Factor (dB/m).

Note 3: Factor (dB/m) = Cable Loss (dB) + Antenna Factor (dB/m).

Site: SIP-AC3	Test Date: 2024-06-07
Limit: FCC_2.4G_RE(3m)	Engineer: Justin Guo
Probe: HF907_102861_1-18GHz	Polarity: Horizontal
EUT: ACCESS POINT	Power: AC 120V/60Hz
Test Mode: Transmit at Ant 2 - Filter 2# - 2402MHz and Ant 1 - Filter 7# - 2404MHz	

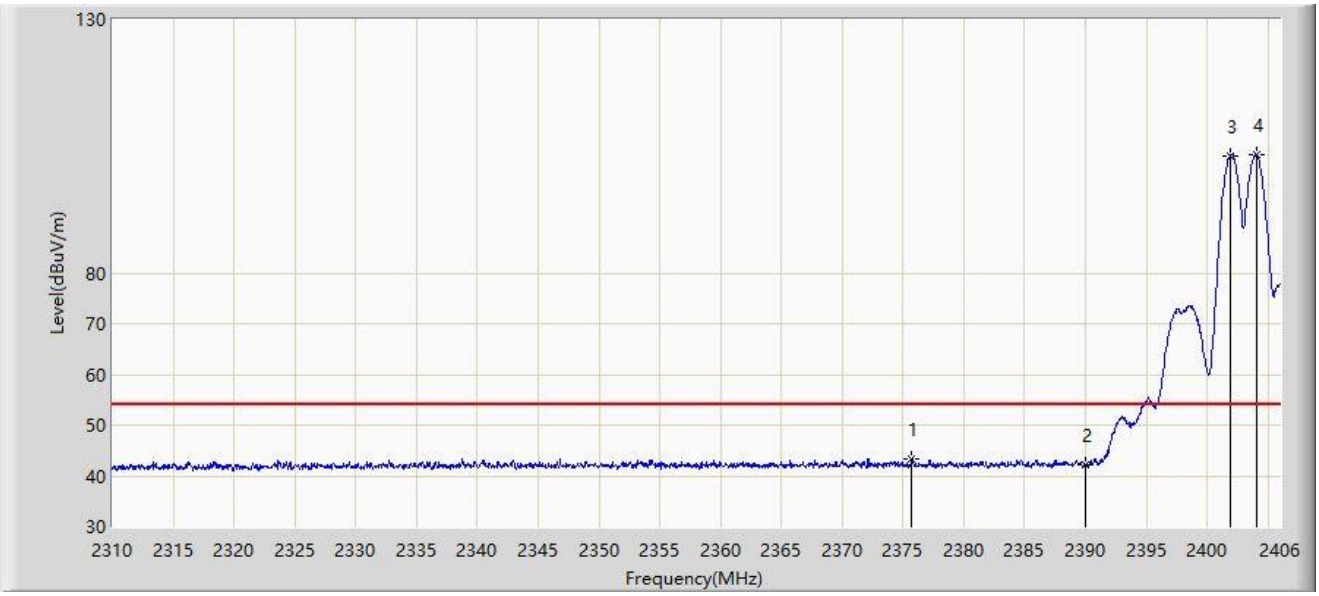

No	Mark	Frequency (MHz)	Measure Level (dBμV/m)	Reading Level (dBμV)	Margin (dB)	Limit (dBμV/m)	Factor (dB/m)	Type
1	*	2375.712	43.444	11.453	-10.556	54.000	31.991	AV
2		2390.000	42.154	10.131	-11.846	54.000	32.023	AV
3		2401.920	103.156	71.118	N/A	N/A	32.038	AV
4		2404.032	103.229	71.190	N/A	N/A	32.040	AV

Note 1: " * ", means this data is the worst emission level.

Note 2: Measure Level (dBμV/m) = Reading Level (dBμV) + Factor (dB/m).

Note 3: Factor (dB/m) = Cable Loss (dB) + Antenna Factor (dB/m).

Site: SIP-AC3	Test Date: 2024-06-07
Limit: FCC_2.4G_RE(3m)	Engineer: Justin Guo
Probe: HF907_102861_1-18GHz	Polarity: Vertical
EUT: ACCESS POINT	Power: AC 120V/60Hz
Test Mode: Transmit at Ant 2 - Filter 2# - 2402MHz and Ant 1 - Filter 7# - 2404MHz	

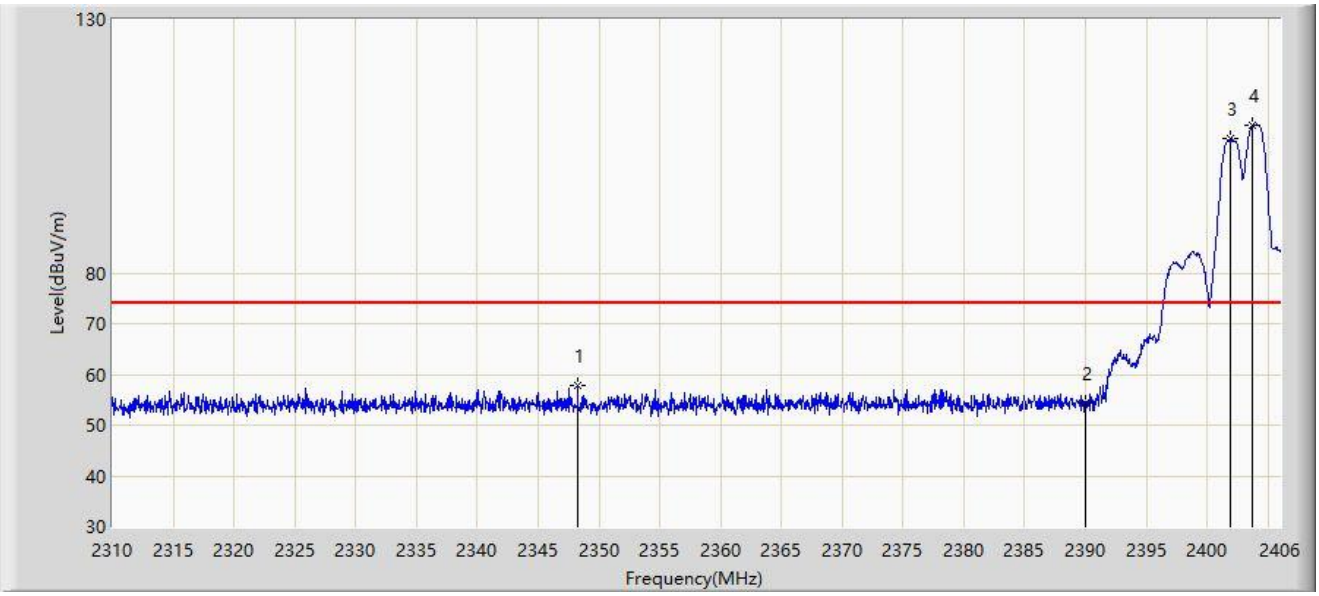

No	Mark	Frequency (MHz)	Measure Level (dBμV/m)	Reading Level (dBμV)	Margin (dB)	Limit (dBμV/m)	Factor (dB/m)	Type
1	*	2348.256	57.858	26.053	-16.142	74.000	31.805	PK
2		2390.000	54.357	22.334	-19.643	74.000	32.023	PK
3		2401.968	106.615	74.577	N/A	N/A	32.038	PK
4		2403.696	109.077	77.038	N/A	N/A	32.039	PK

Note 1: " * ", means this data is the worst emission level.

Note 2: Measure Level (dBμV/m) = Reading Level (dBμV) + Factor (dB/m).

Note 3: Factor (dB/m) = Cable Loss (dB) + Antenna Factor (dB/m).

Site: SIP-AC3	Test Date: 2024-06-07
Limit: FCC_2.4G_RE(3m)	Engineer: Justin Guo
Probe: HF907_102861_1-18GHz	Polarity: Vertical
EUT: ACCESS POINT	Power: AC 120V/60Hz
Test Mode: Transmit at Ant 2 - Filter 2# - 2402MHz and Ant 1 - Filter 7# - 2404MHz	

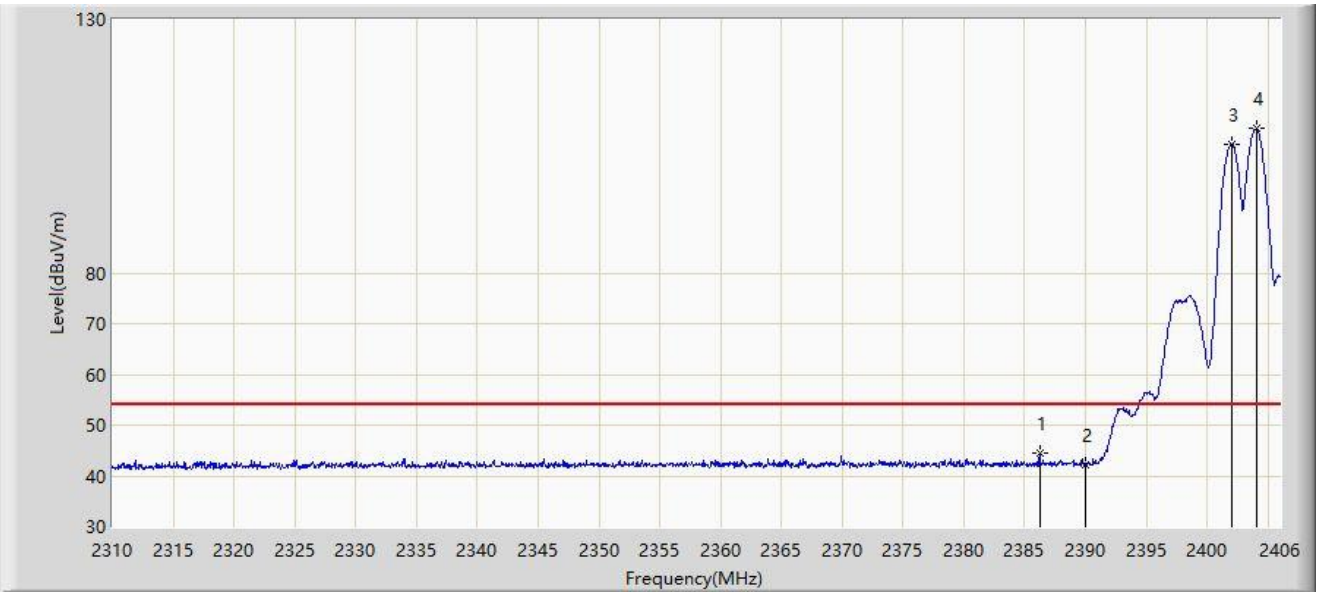

No	Mark	Frequency (MHz)	Measure Level (dBμV/m)	Reading Level (dBμV)	Margin (dB)	Limit (dBμV/m)	Factor (dB/m)	Type
1	*	2386.224	44.396	12.381	-9.604	54.000	32.016	AV
2		2390.000	42.233	10.210	-11.767	54.000	32.023	AV
3		2402.016	105.323	73.285	N/A	N/A	32.037	AV
4		2404.032	108.445	76.406	N/A	N/A	32.040	AV

Note 1: " * ", means this data is the worst emission level.

Note 2: Measure Level (dBμV/m) = Reading Level (dBμV) + Factor (dB/m).

Note 3: Factor (dB/m) = Cable Loss (dB) + Antenna Factor (dB/m).

Site: SIP-AC3	Test Date: 2024-06-07
Limit: FCC_2.4G_RE(3m)	Engineer: Justin Guo
Probe: HF907_102861_1-18GHz	Polarity: Horizontal
EUT: ACCESS POINT	Power: AC 120V/60Hz
Test Mode: Transmit at Ant 2 - Filter 1# - 2480MHz and Ant 1 - Filter 8# - 2402MHz	

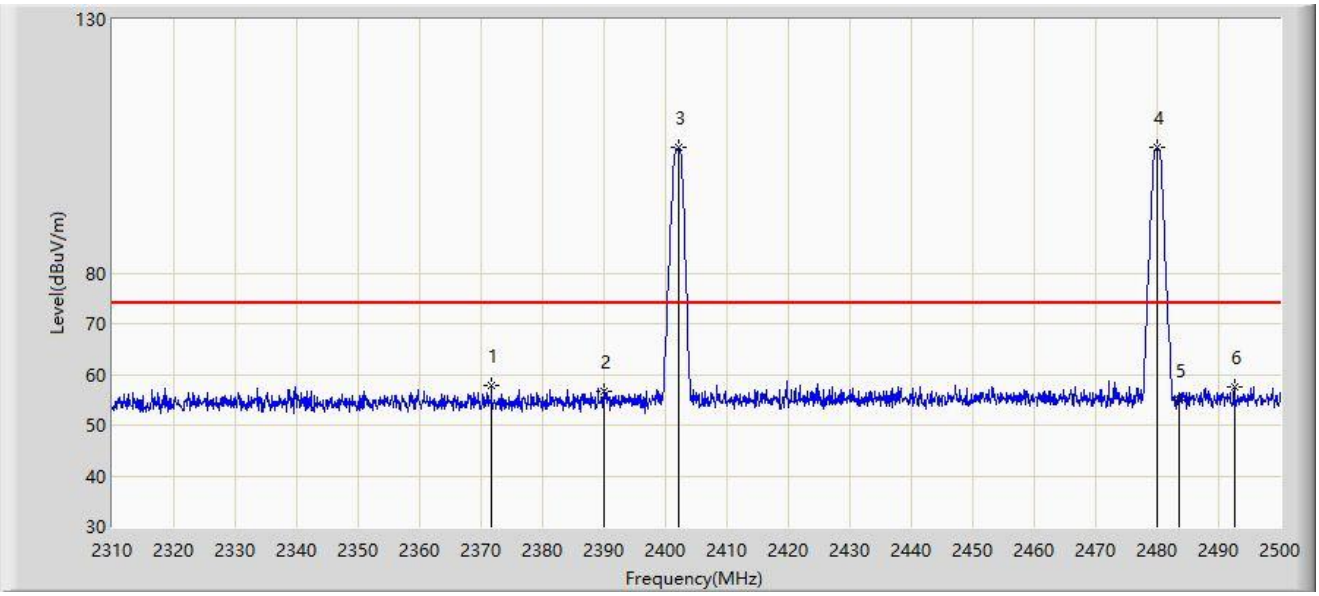

No	Mark	Frequency (MHz)	Measure Level (dBµV/m)	Reading Level (dBµV)	Margin (dB)	Limit (dBµV/m)	Factor (dB/m)	Type
1	*	2371.655	57.936	25.964	-16.064	74.000	31.972	PK
2		2390.000	56.601	24.578	-17.399	74.000	32.023	PK
3		2402.055	104.743	72.705	N/A	N/A	32.037	PK
4		2480.050	104.721	72.439	N/A	N/A	32.282	PK
5		2483.500	54.926	22.626	-19.074	74.000	32.300	PK
6		2492.590	57.596	25.249	-16.404	74.000	32.347	PK

Note 1: " * ", means this data is the worst emission level.

Note 2: Measure Level (dBµV/m) = Reading Level (dBµV) + Factor (dB/m).

Note 3: Factor (dB/m) = Cable Loss (dB) + Antenna Factor (dB/m).

Site: SIP-AC3	Test Date: 2024-06-07
Limit: FCC_2.4G_RE(3m)	Engineer: Justin Guo
Probe: HF907_102861_1-18GHz	Polarity: Horizontal
EUT: ACCESS POINT	Power: AC 120V/60Hz
Test Mode: Transmit at Ant 2 - Filter 1# - 2480MHz and Ant 1 - Filter 8# - 2402MHz	

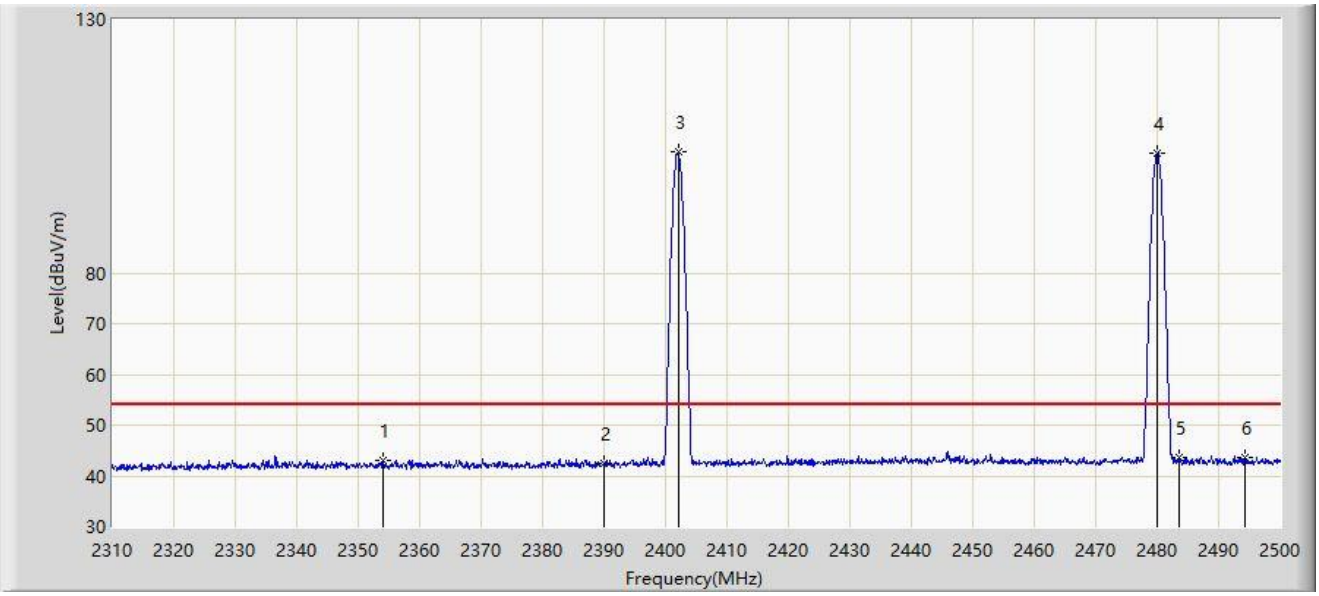

No	Mark	Frequency (MHz)	Measure Level (dBµV/m)	Reading Level (dBµV)	Margin (dB)	Limit (dBµV/m)	Factor (dB/m)	Type
1		2354.080	42.981	11.121	-11.019	54.000	31.860	AV
2		2390.000	42.459	10.436	-11.541	54.000	32.023	AV
3		2402.055	103.833	71.795	N/A	N/A	32.037	AV
4		2479.955	103.495	71.213	N/A	N/A	32.282	AV
5		2483.500	43.480	11.180	-10.520	54.000	32.300	AV
6	*	2494.300	43.578	11.222	-10.422	54.000	32.357	AV

Note 1: " * ", means this data is the worst emission level.

Note 2: Measure Level (dBµV/m) = Reading Level (dBµV) + Factor (dB/m).

Note 3: Factor (dB/m) = Cable Loss (dB) + Antenna Factor (dB/m).

Site: SIP-AC3	Test Date: 2024-06-07
Limit: FCC_2.4G_RE(3m)	Engineer: Justin Guo
Probe: HF907_102861_1-18GHz	Polarity: Vertical
EUT: ACCESS POINT	Power: AC 120V/60Hz
Test Mode: Transmit at Ant 2 - Filter 1# - 2480MHz and Ant 1 - Filter 8# - 2402MHz	

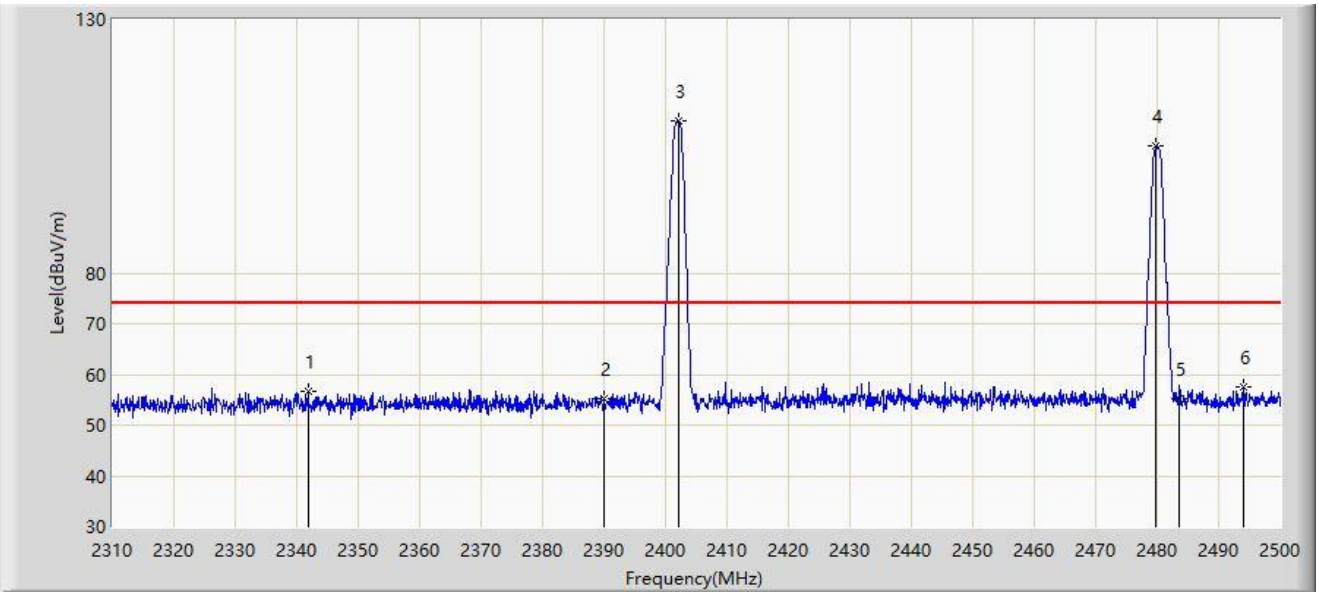

No	Mark	Frequency (MHz)	Measure Level (dBµV/m)	Reading Level (dBµV)	Margin (dB)	Limit (dBµV/m)	Factor (dB/m)	Type
1		2341.825	56.775	25.028	-17.225	74.000	31.747	PK
2		2390.000	55.114	23.091	-18.886	74.000	32.023	PK
3		2402.055	109.965	77.927	N/A	N/A	32.037	PK
4		2479.860	105.004	72.723	N/A	N/A	32.281	PK
5		2483.500	55.117	22.817	-18.883	74.000	32.300	PK
6	*	2494.110	57.435	25.080	-16.565	74.000	32.356	PK

Note 1: " * ", means this data is the worst emission level.

Note 2: Measure Level (dBµV/m) = Reading Level (dBµV) + Factor (dB/m).

Note 3: Factor (dB/m) = Cable Loss (dB) + Antenna Factor (dB/m).

Site: SIP-AC3	Test Date: 2024-06-07
Limit: FCC_2.4G_RE(3m)	Engineer: Justin Guo
Probe: HF907_102861_1-18GHz	Polarity: Vertical
EUT: ACCESS POINT	Power: AC 120V/60Hz
Test Mode: Transmit at Ant 2 - Filter 1# - 2480MHz and Ant 1 - Filter 8# - 2402MHz	

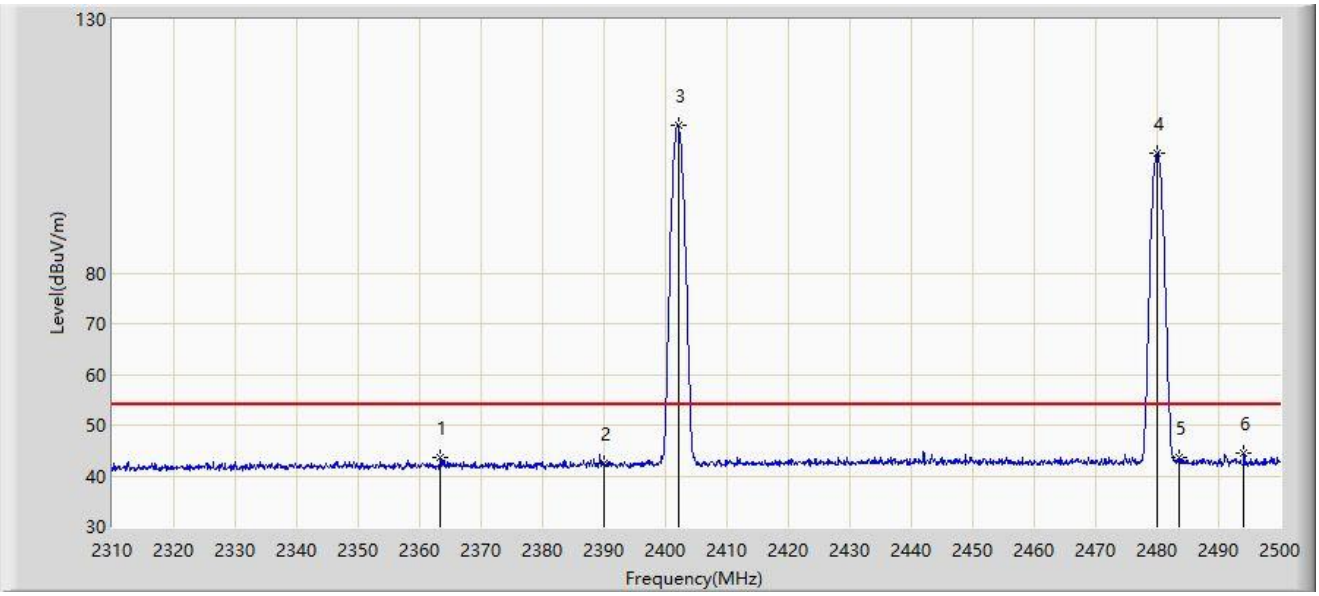

No	Mark	Frequency (MHz)	Measure Level (dBµV/m)	Reading Level (dBµV)	Margin (dB)	Limit (dBµV/m)	Factor (dB/m)	Type
1		2363.390	43.593	11.661	-10.407	54.000	31.932	AV
2		2390.000	42.516	10.493	-11.484	54.000	32.023	AV
3		2402.055	109.057	77.019	N/A	N/A	32.037	AV
4		2479.955	103.711	71.429	N/A	N/A	32.282	AV
5		2483.500	43.568	11.268	-10.432	54.000	32.300	AV
6	*	2494.110	44.427	12.072	-9.573	54.000	32.356	AV

Note 1: " * ", means this data is the worst emission level.

Note 2: Measure Level (dBµV/m) = Reading Level (dBµV) + Factor (dB/m).

Note 3: Factor (dB/m) = Cable Loss (dB) + Antenna Factor (dB/m).

Site: SIP-AC3	Test Date: 2024-06-07
Limit: FCC_2.4G_RE(3m)	Engineer: Justin Guo
Probe: HF907_102861_1-18GHz	Polarity: Horizontal
EUT: ACCESS POINT	Power: AC 120V/60Hz
Test Mode: Transmit at Ant 2 - Filter 1# - 2404MHz and Ant 1 - Filter 8# - 2402MHz	

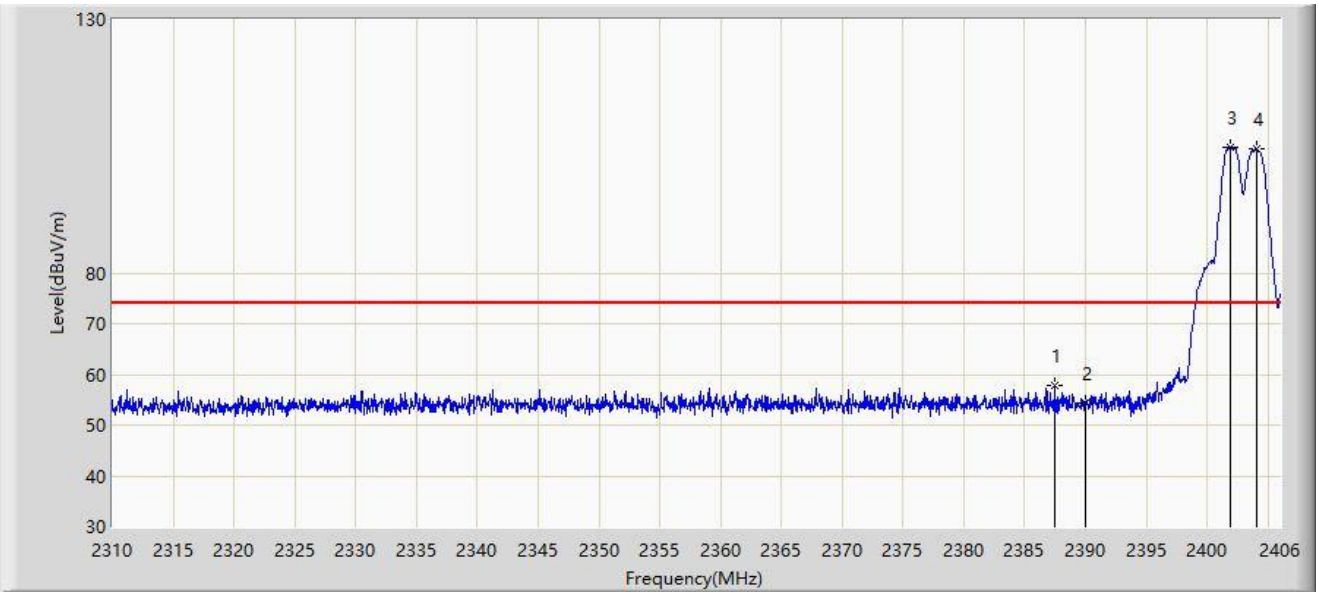

No	Mark	Frequency (MHz)	Measure Level (dBµV/m)	Reading Level (dBµV)	Margin (dB)	Limit (dBµV/m)	Factor (dB/m)	Type
1	*	2387.520	57.732	25.714	-16.268	74.000	32.018	PK
2		2390.000	54.321	22.298	-19.679	74.000	32.023	PK
3		2401.968	104.726	72.688	N/A	N/A	32.038	PK
4		2404.080	104.428	72.389	N/A	N/A	32.040	PK

Note 1: " * ", means this data is the worst emission level.

Note 2: Measure Level (dBµV/m) = Reading Level (dBµV) + Factor (dB/m).

Note 3: Factor (dB/m) = Cable Loss (dB) + Antenna Factor (dB/m).

Site: SIP-AC3	Test Date: 2024-06-07
Limit: FCC_2.4G_RE(3m)	Engineer: Justin Guo
Probe: HF907_102861_1-18GHz	Polarity: Horizontal
EUT: ACCESS POINT	Power: AC 120V/60Hz
Test Mode: Transmit at Ant 2 - Filter 1# - 2404MHz and Ant 1 - Filter 8# - 2402MHz	

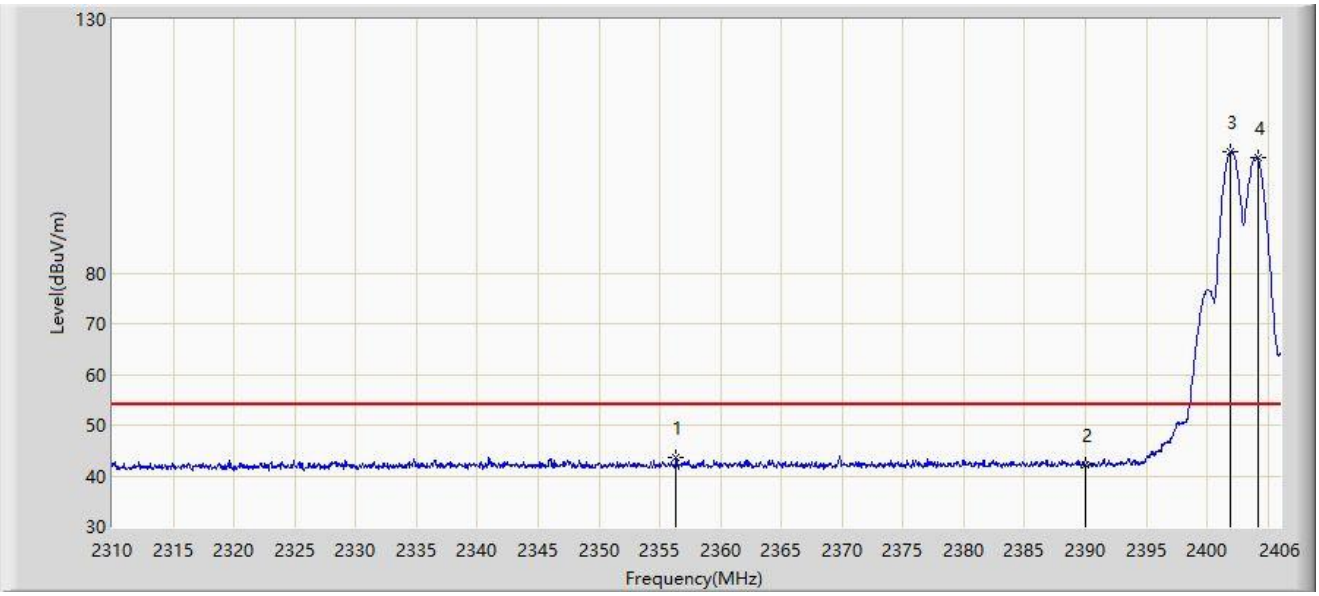

No	Mark	Frequency (MHz)	Measure Level (dBµV/m)	Reading Level (dBµV)	Margin (dB)	Limit (dBµV/m)	Factor (dB/m)	Type
1	*	2356.368	43.682	11.800	-10.318	54.000	31.882	AV
2		2390.000	42.072	10.049	-11.928	54.000	32.023	AV
3		2401.920	103.910	71.872	N/A	N/A	32.038	AV
4		2404.176	102.654	70.615	N/A	N/A	32.039	AV

Note 1: " * ", means this data is the worst emission level.

Note 2: Measure Level (dBµV/m) = Reading Level (dBµV) + Factor (dB/m).

Note 3: Factor (dB/m) = Cable Loss (dB) + Antenna Factor (dB/m).

Site: SIP-AC3	Test Date: 2024-06-07
Limit: FCC_2.4G_RE(3m)	Engineer: Justin Guo
Probe: HF907_102861_1-18GHz	Polarity: Vertical
EUT: ACCESS POINT	Power: AC 120V/60Hz
Test Mode: Transmit at Ant 2 - Filter 1# - 2404MHz and Ant 1 - Filter 8# - 2402MHz	

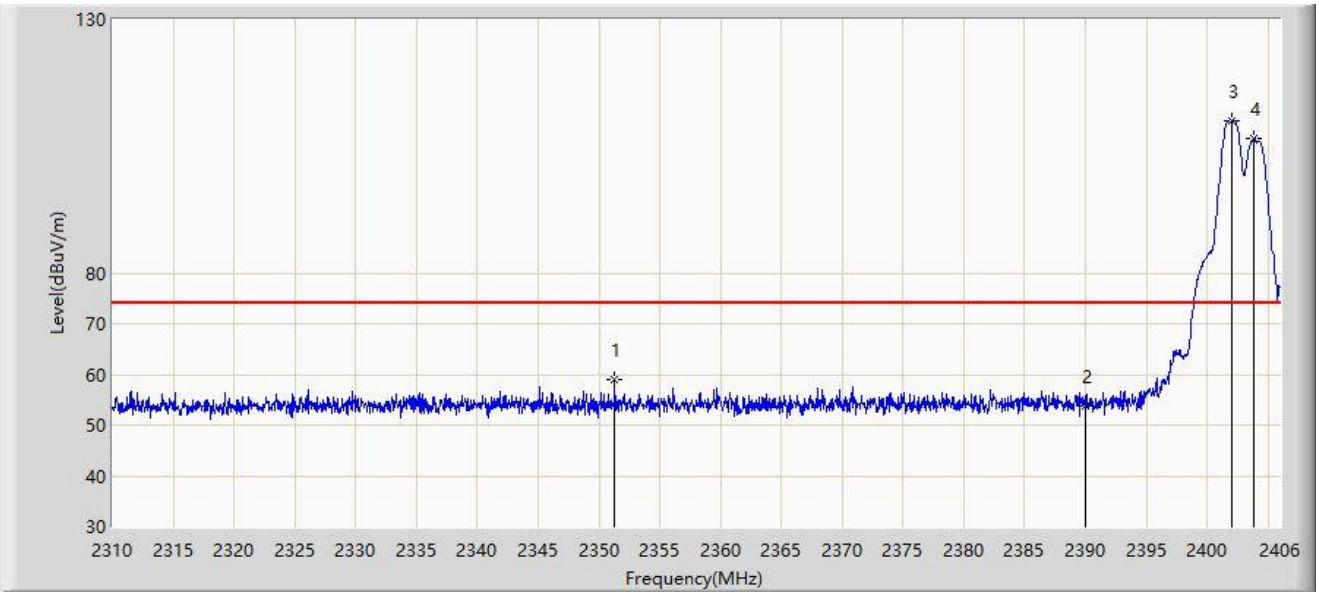

No	Mark	Frequency (MHz)	Measure Level (dBμV/m)	Reading Level (dBμV)	Margin (dB)	Limit (dBμV/m)	Factor (dB/m)	Type
1	*	2351.280	58.867	27.034	-15.133	74.000	31.834	PK
2		2390.000	53.903	21.880	-20.097	74.000	32.023	PK
3		2402.064	110.078	78.040	N/A	N/A	32.037	PK
4		2403.888	106.404	74.365	N/A	N/A	32.039	PK

Note 1: " * ", means this data is the worst emission level.

Note 2: Measure Level (dBμV/m) = Reading Level (dBμV) + Factor (dB/m).

Note 3: Factor (dB/m) = Cable Loss (dB) + Antenna Factor (dB/m).

Site: SIP-AC3	Test Date: 2024-06-07
Limit: FCC_2.4G_RE(3m)	Engineer: Justin Guo
Probe: HF907_102861_1-18GHz	Polarity: Vertical
EUT: ACCESS POINT	Power: AC 120V/60Hz
Test Mode: Transmit at Ant 2 - Filter 1# - 2404MHz and Ant 1 - Filter 8# - 2402MHz	

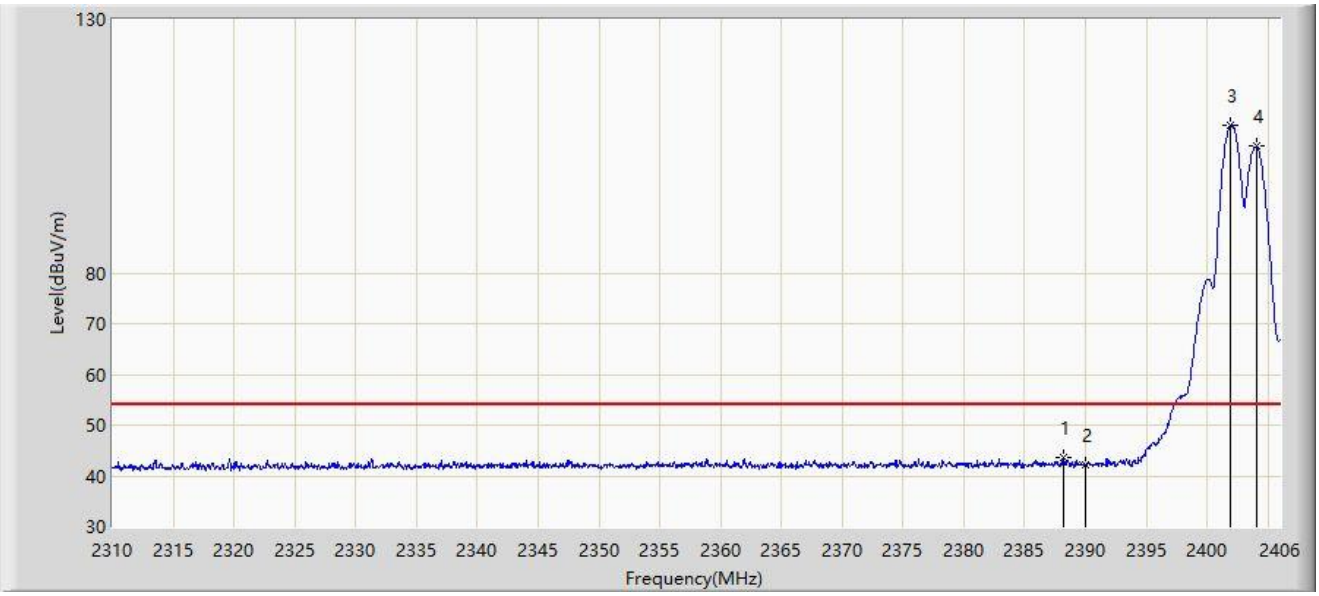

No	Mark	Frequency (MHz)	Measure Level (dBµV/m)	Reading Level (dBµV)	Margin (dB)	Limit (dBµV/m)	Factor (dB/m)	Type
1	*	2388.192	43.520	11.501	-10.480	54.000	32.020	AV
2		2390.000	42.066	10.043	-11.934	54.000	32.023	AV
3		2401.920	109.064	77.026	N/A	N/A	32.038	AV
4		2404.032	104.992	72.953	N/A	N/A	32.040	AV

Note 1: " * ", means this data is the worst emission level.

Note 2: Measure Level (dBµV/m) = Reading Level (dBµV) + Factor (dB/m).

Note 3: Factor (dB/m) = Cable Loss (dB) + Antenna Factor (dB/m).

Site: SIP-AC3	Test Date: 2024-06-07
Limit: FCC_2.4G_RE(3m)	Engineer: Justin Guo
Probe: HF907_102861_1-18GHz	Polarity: Horizontal
EUT: ACCESS POINT	Power: AC 120V/60Hz
Test Mode: Transmit at Ant 2 - Filter 2# - 2402MHz and Ant 1 - Filter 8# - 2404MHz	

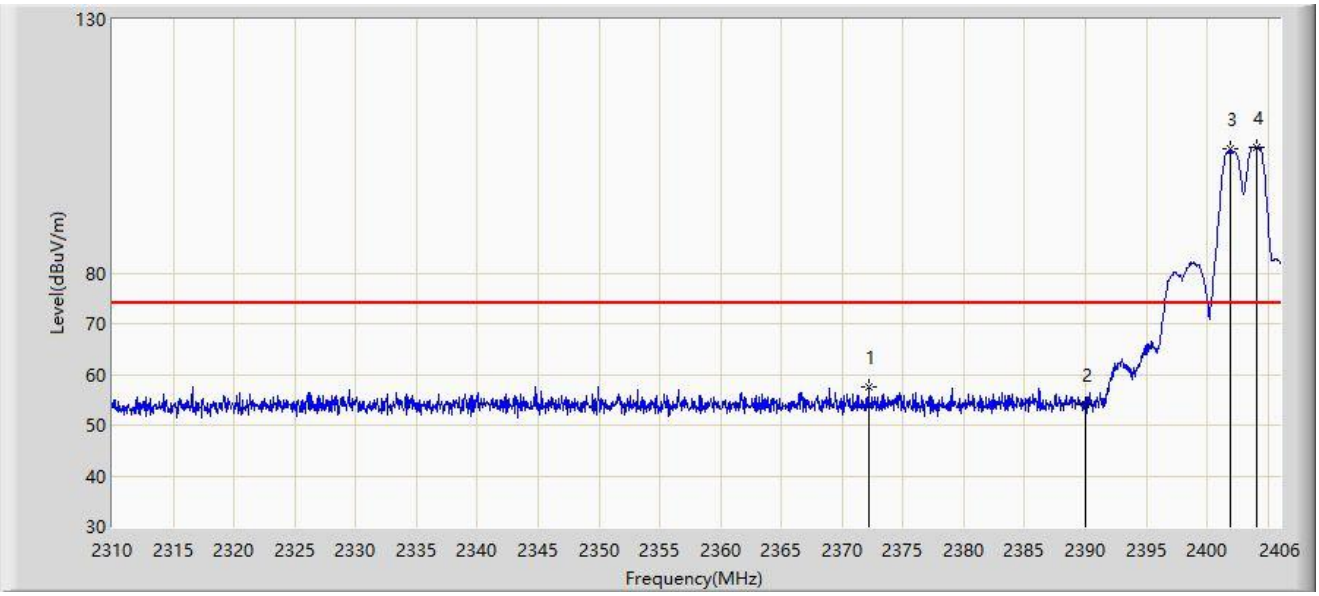

No	Mark	Frequency (MHz)	Measure Level (dBμV/m)	Reading Level (dBμV)	Margin (dB)	Limit (dBμV/m)	Factor (dB/m)	Type
1	*	2372.160	57.540	25.566	-16.460	74.000	31.973	PK
2		2390.000	54.090	22.067	-19.910	74.000	32.023	PK
3		2401.968	104.427	72.389	N/A	N/A	32.038	PK
4		2404.032	104.848	72.809	N/A	N/A	32.040	PK

Note 1: " * ", means this data is the worst emission level.

Note 2: Measure Level (dBμV/m) = Reading Level (dBμV) + Factor (dB/m).

Note 3: Factor (dB/m) = Cable Loss (dB) + Antenna Factor (dB/m).

Site: SIP-AC3	Test Date: 2024-06-07
Limit: FCC_2.4G_RE(3m)	Engineer: Justin Guo
Probe: HF907_102861_1-18GHz	Polarity: Horizontal
EUT: ACCESS POINT	Power: AC 120V/60Hz
Test Mode: Transmit at Ant 2 - Filter 2# - 2402MHz and Ant 1 - Filter 8# - 2404MHz	

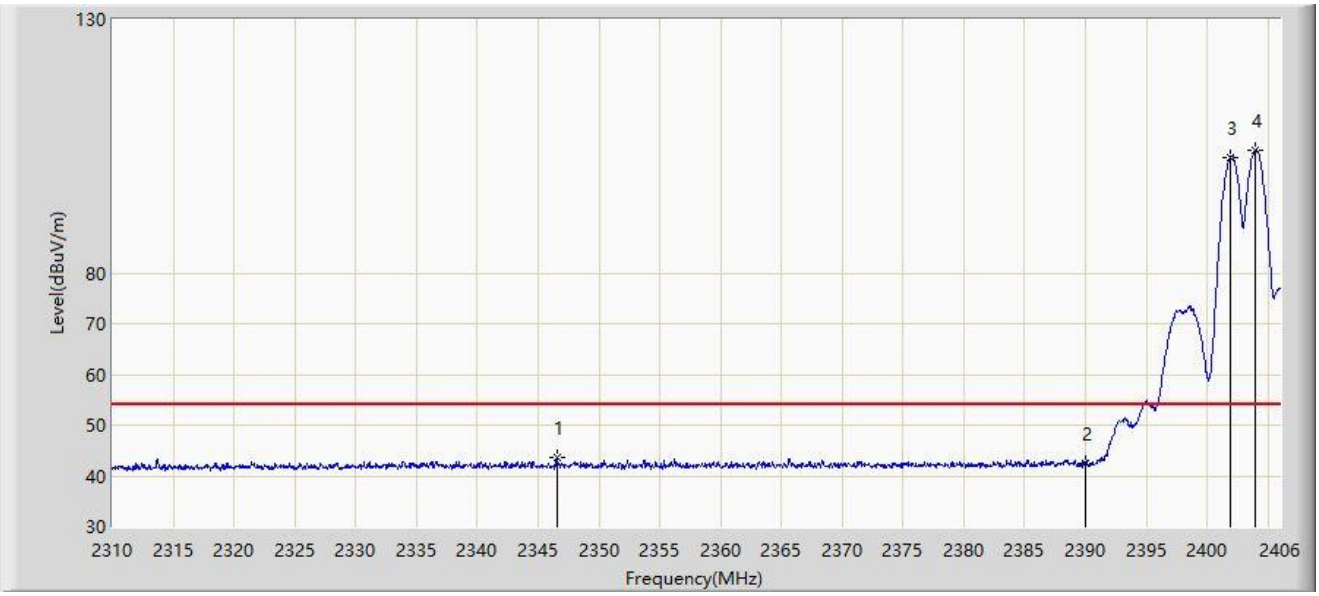

No	Mark	Frequency (MHz)	Measure Level (dBµV/m)	Reading Level (dBµV)	Margin (dB)	Limit (dBµV/m)	Factor (dB/m)	Type
1	*	2346.528	43.559	11.771	-10.441	54.000	31.789	AV
2		2390.000	42.608	10.585	-11.392	54.000	32.023	AV
3		2401.920	102.878	70.840	N/A	N/A	32.038	AV
4		2403.936	104.093	72.054	N/A	N/A	32.039	AV

Note 1: " * ", means this data is the worst emission level.

Note 2: Measure Level (dBµV/m) = Reading Level (dBµV) + Factor (dB/m).

Note 3: Factor (dB/m) = Cable Loss (dB) + Antenna Factor (dB/m).

Site: SIP-AC3	Test Date: 2024-06-07
Limit: FCC_2.4G_RE(3m)	Engineer: Justin Guo
Probe: HF907_102861_1-18GHz	Polarity: Vertical
EUT: ACCESS POINT	Power: AC 120V/60Hz
Test Mode: Transmit at Ant 2 - Filter 2# - 2402MHz and Ant 1 - Filter 8# - 2404MHz	

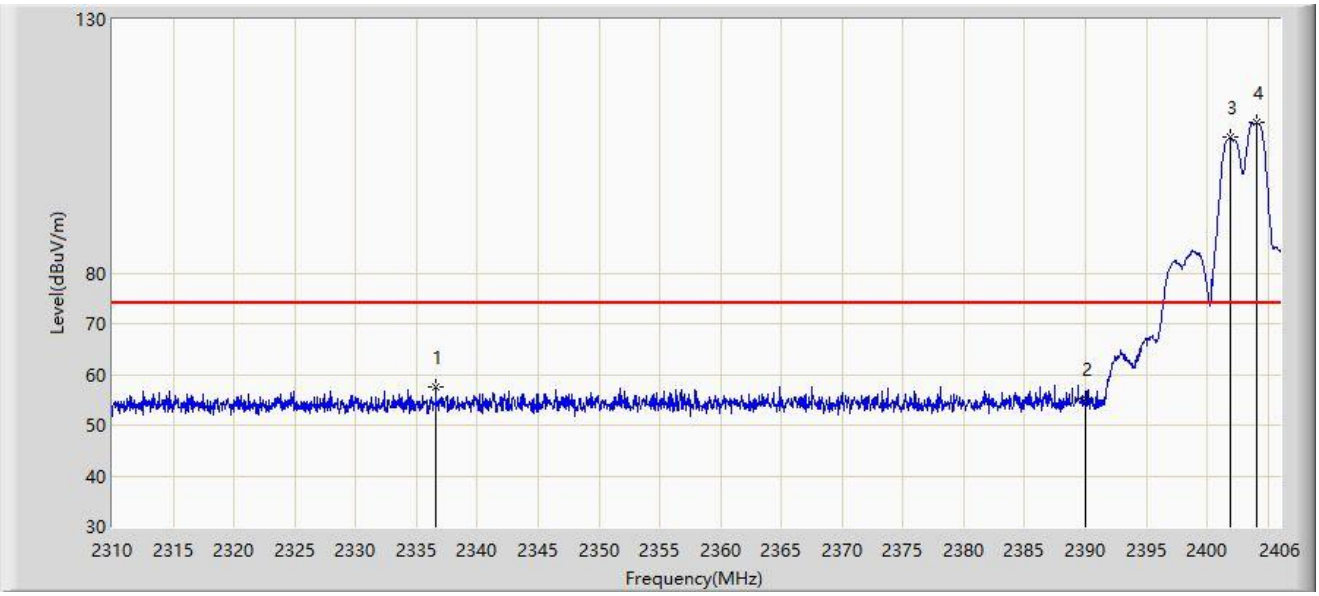

No	Mark	Frequency (MHz)	Measure Level (dBμV/m)	Reading Level (dBμV)	Margin (dB)	Limit (dBμV/m)	Factor (dB/m)	Type
1	*	2336.592	57.555	25.842	-16.445	74.000	31.713	PK
2		2390.000	55.115	23.092	-18.885	74.000	32.023	PK
3		2401.920	106.700	74.662	N/A	N/A	32.038	PK
4		2404.080	109.724	77.685	N/A	N/A	32.040	PK

Note 1: " * ", means this data is the worst emission level.

Note 2: Measure Level (dBμV/m) = Reading Level (dBμV) + Factor (dB/m).

Note 3: Factor (dB/m) = Cable Loss (dB) + Antenna Factor (dB/m).

Site: SIP-AC3	Test Date: 2024-06-07
Limit: FCC_2.4G_RE(3m)	Engineer: Justin Guo
Probe: HF907_102861_1-18GHz	Polarity: Vertical
EUT: ACCESS POINT	Power: AC 120V/60Hz
Test Mode: Transmit at Ant 2 - Filter 2# - 2402MHz and Ant 1 - Filter 8# - 2404MHz	

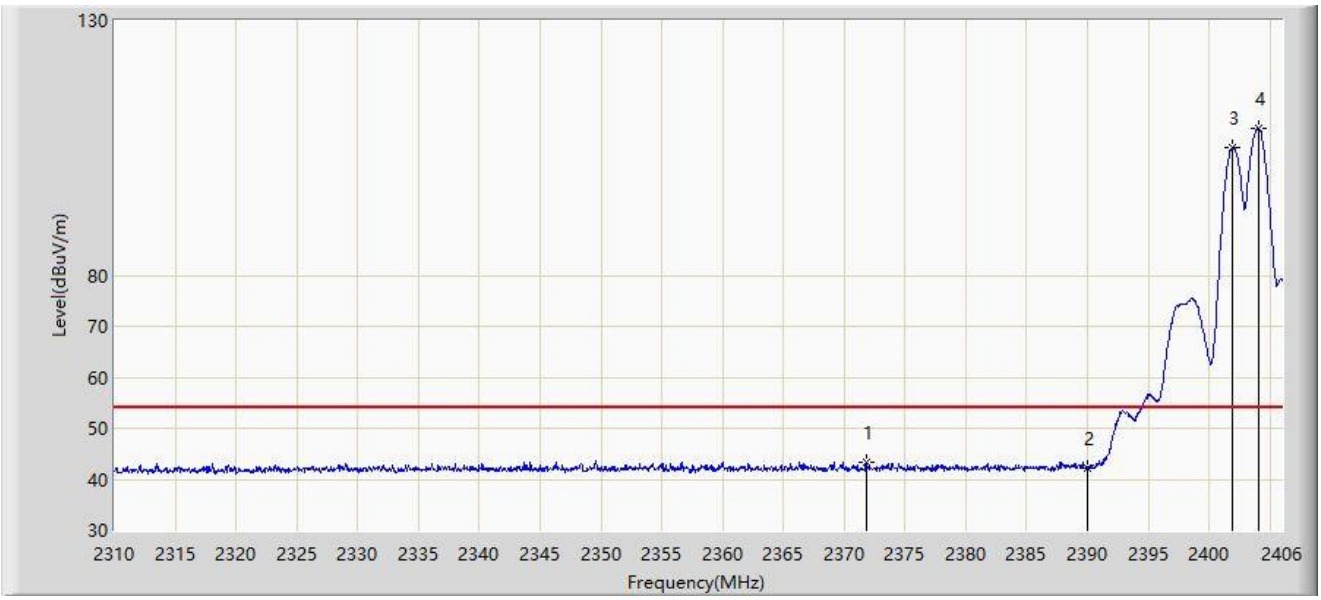

No	Mark	Frequency (MHz)	Measure Level (dBµV/m)	Reading Level (dBµV)	Margin (dB)	Limit (dBµV/m)	Factor (dB/m)	Type
1	*	2371.776	43.205	11.233	-10.795	54.000	31.972	AV
2		2390.000	42.291	10.268	-11.709	54.000	32.023	AV
3		2401.920	105.041	73.003	N/A	N/A	32.038	AV
4		2404.080	108.754	76.715	N/A	N/A	32.040	AV

Note 1: " * ", means this data is the worst emission level.

Note 2: Measure Level (dBµV/m) = Reading Level (dBµV) + Factor (dB/m).

Note 3: Factor (dB/m) = Cable Loss (dB) + Antenna Factor (dB/m).

Site: SIP-AC3	Test Date: 2024-06-07
Limit: FCC_2.4G_RE(3m)	Engineer: Justin Guo
Probe: HF907_102861_1-18GHz	Polarity: Horizontal
EUT: ACCESS POINT	Power: AC 120V/60Hz
Test Mode: Transmit at Ant 2 - Filter 3# - 2480MHz and Ant 1 - Filter 8# - 2402MHz	

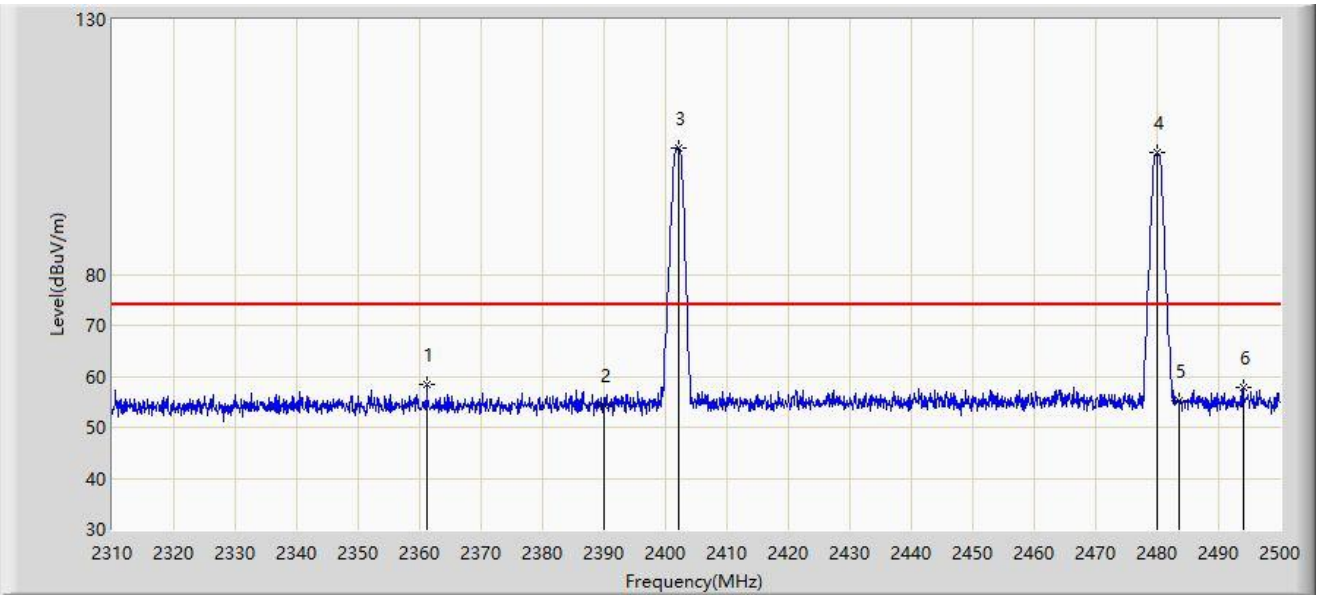

No	Mark	Frequency (MHz)	Measure Level (dBµV/m)	Reading Level (dBµV)	Margin (dB)	Limit (dBµV/m)	Factor (dB/m)	Type
1	*	2361.205	58.520	26.598	-15.480	74.000	31.922	PK
2		2390.000	54.453	22.430	-19.547	74.000	32.023	PK
3		2402.055	104.736	72.698	N/A	N/A	32.037	PK
4		2480.050	103.898	71.616	N/A	N/A	32.282	PK
5		2483.500	55.186	22.886	-18.814	74.000	32.300	PK
6		2494.015	57.726	25.371	-16.274	74.000	32.355	PK

Note 1: " * ", means this data is the worst emission level.

Note 2: Measure Level (dBµV/m) = Reading Level (dBµV) + Factor (dB/m).

Note 3: Factor (dB/m) = Cable Loss (dB) + Antenna Factor (dB/m).

Site: SIP-AC3	Test Date: 2024-06-07
Limit: FCC_2.4G_RE(3m)	Engineer: Justin Guo
Probe: HF907_102861_1-18GHz	Polarity: Horizontal
EUT: ACCESS POINT	Power: AC 120V/60Hz
Test Mode: Transmit at Ant 2 - Filter 3# - 2480MHz and Ant 1 - Filter 8# - 2402MHz	

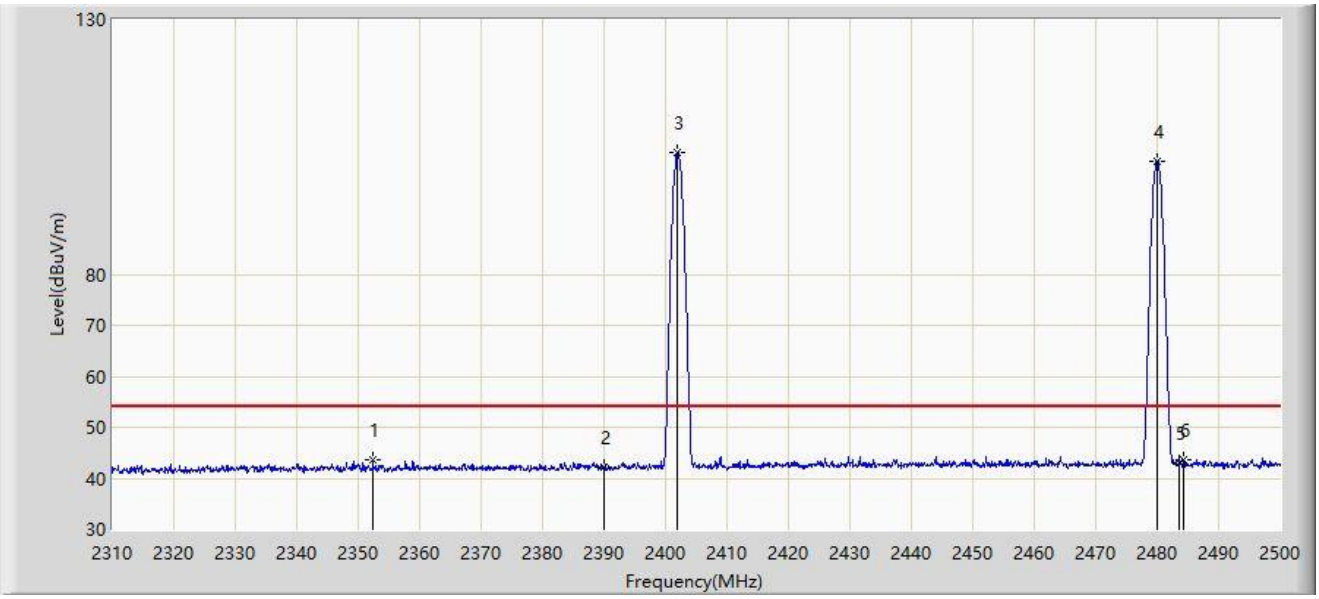

No	Mark	Frequency (MHz)	Measure Level (dBµV/m)	Reading Level (dBµV)	Margin (dB)	Limit (dBµV/m)	Factor (dB/m)	Type
1		2352.370	43.510	11.666	-10.490	54.000	31.843	AV
2		2390.000	42.089	10.066	-11.911	54.000	32.023	AV
3		2401.960	103.878	71.840	N/A	N/A	32.038	AV
4		2479.955	102.318	70.036	N/A	N/A	32.282	AV
5		2483.500	43.029	10.729	-10.971	54.000	32.300	AV
6	*	2484.325	43.605	11.300	-10.395	54.000	32.305	AV

Note 1: " * ", means this data is the worst emission level.

Note 2: Measure Level (dBµV/m) = Reading Level (dBµV) + Factor (dB/m).

Note 3: Factor (dB/m) = Cable Loss (dB) + Antenna Factor (dB/m).

Site: SIP-AC3	Test Date: 2024-06-07
Limit: FCC_2.4G_RE(3m)	Engineer: Justin Guo
Probe: HF907_102861_1-18GHz	Polarity: Vertical
EUT: ACCESS POINT	Power: AC 120V/60Hz
Test Mode: Transmit at Ant 2 - Filter 3# - 2480MHz and Ant 1 - Filter 8# - 2402MHz	

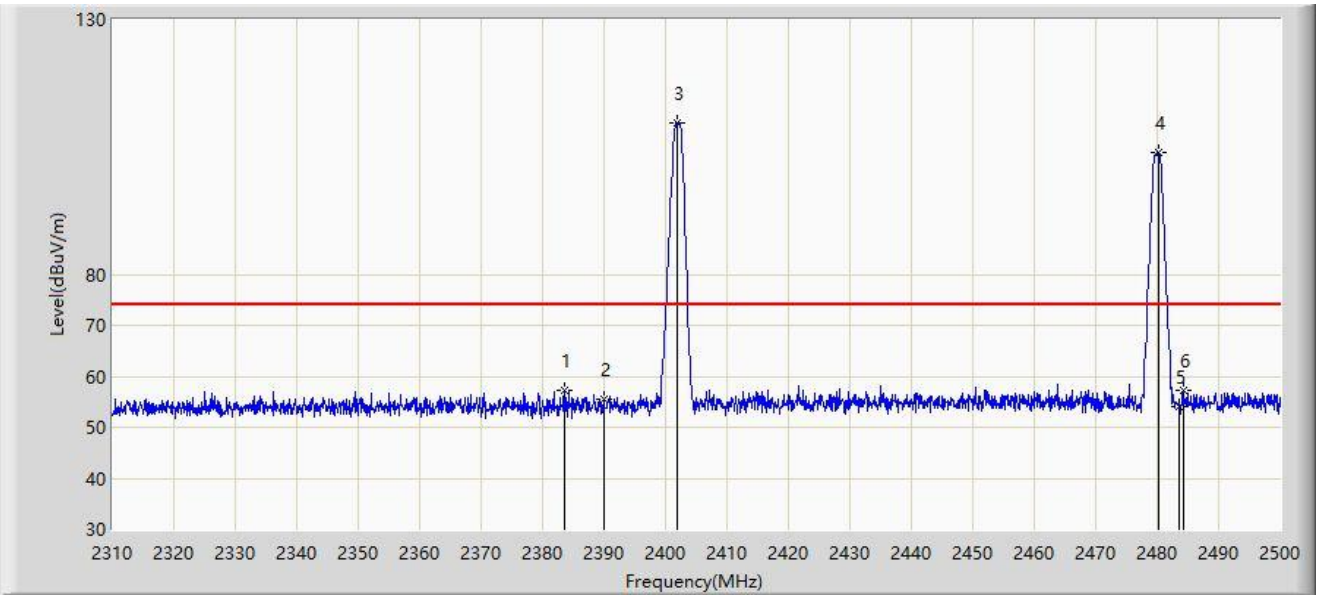

No	Mark	Frequency (MHz)	Measure Level (dBµV/m)	Reading Level (dBµV)	Margin (dB)	Limit (dBµV/m)	Factor (dB/m)	Type
1		2383.625	57.238	25.228	-16.762	74.000	32.010	PK
2		2390.000	55.399	23.376	-18.601	74.000	32.023	PK
3		2401.960	109.729	77.691	N/A	N/A	32.038	PK
4		2480.145	103.790	71.507	N/A	N/A	32.283	PK
5		2483.500	54.064	21.764	-19.936	74.000	32.300	PK
6	*	2484.230	57.390	25.086	-16.610	74.000	32.304	PK

Note 1: " * ", means this data is the worst emission level.

Note 2: Measure Level (dBµV/m) = Reading Level (dBµV) + Factor (dB/m).

Note 3: Factor (dB/m) = Cable Loss (dB) + Antenna Factor (dB/m).

Site: SIP-AC3	Test Date: 2024-06-07
Limit: FCC_2.4G_RE(3m)	Engineer: Justin Guo
Probe: HF907_102861_1-18GHz	Polarity: Vertical
EUT: ACCESS POINT	Power: AC 120V/60Hz
Test Mode: Transmit at Ant 2 - Filter 3# - 2480MHz and Ant 1 - Filter 8# - 2402MHz	

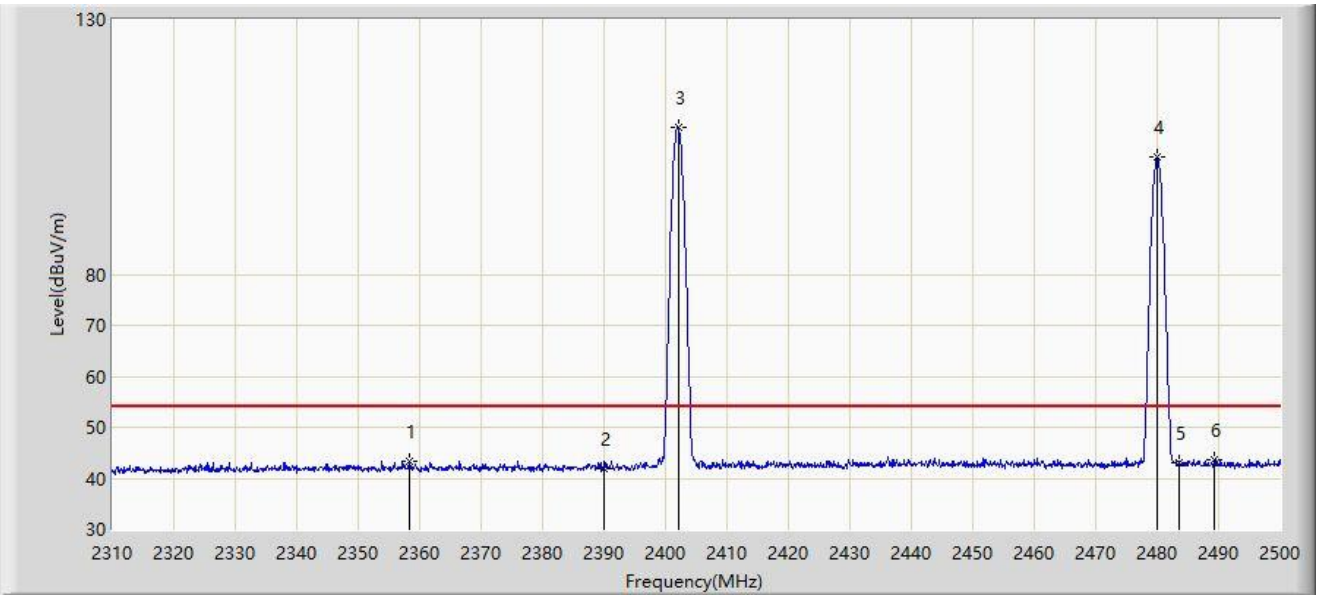

No	Mark	Frequency (MHz)	Measure Level (dBµV/m)	Reading Level (dBµV)	Margin (dB)	Limit (dBµV/m)	Factor (dB/m)	Type
1		2358.260	43.387	11.487	-10.613	54.000	31.899	AV
2		2390.000	41.957	9.934	-12.043	54.000	32.023	AV
3		2402.055	108.923	76.885	N/A	N/A	32.037	AV
4		2479.955	102.951	70.669	N/A	N/A	32.282	AV
5		2483.500	42.926	10.626	-11.074	54.000	32.300	AV
6	*	2489.360	43.580	11.249	-10.420	54.000	32.331	AV

Note 1: " * ", means this data is the worst emission level.

Note 2: Measure Level (dBµV/m) = Reading Level (dBµV) + Factor (dB/m).

Note 3: Factor (dB/m) = Cable Loss (dB) + Antenna Factor (dB/m).

Site: SIP-AC3	Test Date: 2024-06-07
Limit: FCC_2.4G_RE(3m)	Engineer: Justin Guo
Probe: HF907_102861_1-18GHz	Polarity: Horizontal
EUT: ACCESS POINT	Power: AC 120V/60Hz
Test Mode: Transmit at Ant 2 - Filter 2# - 2402MHz and Ant 1 - Filter 9# - 2480MHz	

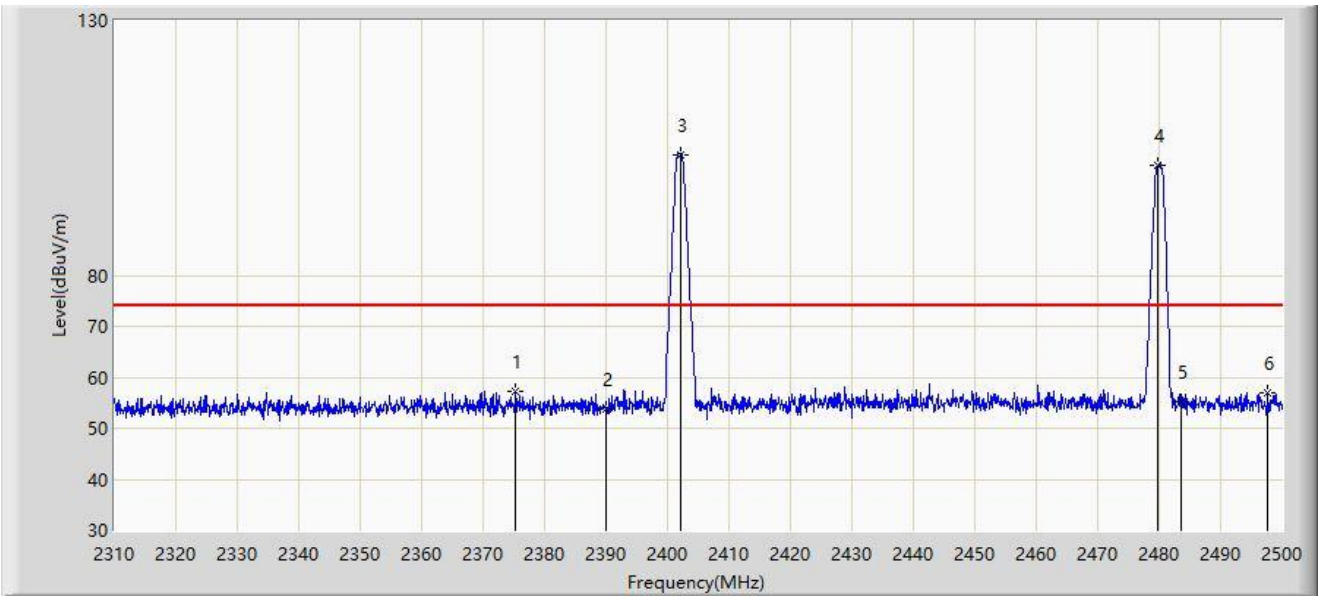

No	Mark	Frequency (MHz)	Measure Level (dBµV/m)	Reading Level (dBµV)	Margin (dB)	Limit (dBµV/m)	Factor (dB/m)	Type
1	*	2375.265	57.253	25.264	-16.747	74.000	31.989	PK
2		2390.000	53.662	21.639	-20.338	74.000	32.023	PK
3		2402.055	103.764	71.726	N/A	N/A	32.037	PK
4		2479.670	101.687	69.407	N/A	N/A	32.280	PK
5		2483.500	55.165	22.865	-18.835	74.000	32.300	PK
6		2497.720	56.875	24.497	-17.125	74.000	32.378	PK

Note 1: " * ", means this data is the worst emission level.

Note 2: Measure Level (dBµV/m) = Reading Level (dBµV) + Factor (dB/m).

Note 3: Factor (dB/m) = Cable Loss (dB) + Antenna Factor (dB/m).

Site: SIP-AC3	Test Date: 2024-06-07
Limit: FCC_2.4G_RE(3m)	Engineer: Justin Guo
Probe: HF907_102861_1-18GHz	Polarity: Horizontal
EUT: ACCESS POINT	Power: AC 120V/60Hz
Test Mode: Transmit at Ant 2 - Filter 2# - 2402MHz and Ant 1 - Filter 9# - 2480MHz	

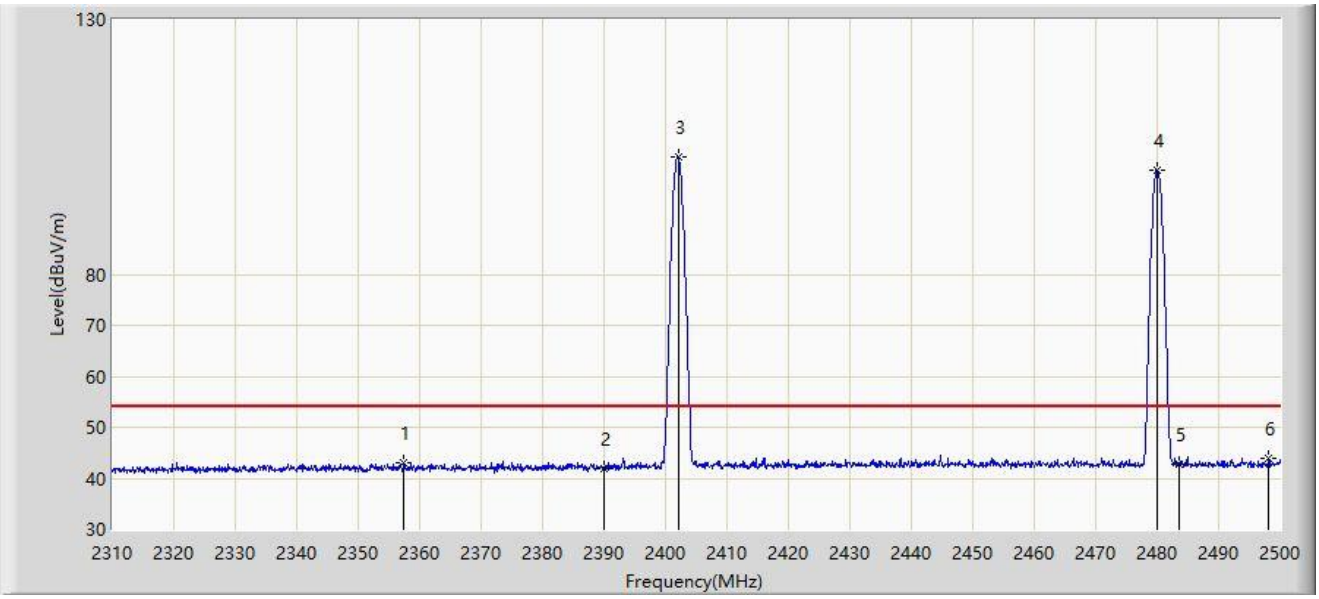

No	Mark	Frequency (MHz)	Measure Level (dBµV/m)	Reading Level (dBµV)	Margin (dB)	Limit (dBµV/m)	Factor (dB/m)	Type
1		2357.405	42.913	11.022	-11.087	54.000	31.892	AV
2		2390.000	41.751	9.728	-12.249	54.000	32.023	AV
3		2402.055	103.084	71.046	N/A	N/A	32.037	AV
4		2479.955	100.420	68.138	N/A	N/A	32.282	AV
5		2483.500	42.819	10.519	-11.181	54.000	32.300	AV
6	*	2498.195	44.055	11.674	-9.945	54.000	32.381	AV

Note 1: " * ", means this data is the worst emission level.

Note 2: Measure Level (dBµV/m) = Reading Level (dBµV) + Factor (dB/m).

Note 3: Factor (dB/m) = Cable Loss (dB) + Antenna Factor (dB/m).

Site: SIP-AC3	Test Date: 2024-06-07
Limit: FCC_2.4G_RE(3m)	Engineer: Justin Guo
Probe: HF907_102861_1-18GHz	Polarity: Vertical
EUT: ACCESS POINT	Power: AC 120V/60Hz
Test Mode: Transmit at Ant 2 - Filter 2# - 2402MHz and Ant 1 - Filter 9# - 2480MHz	

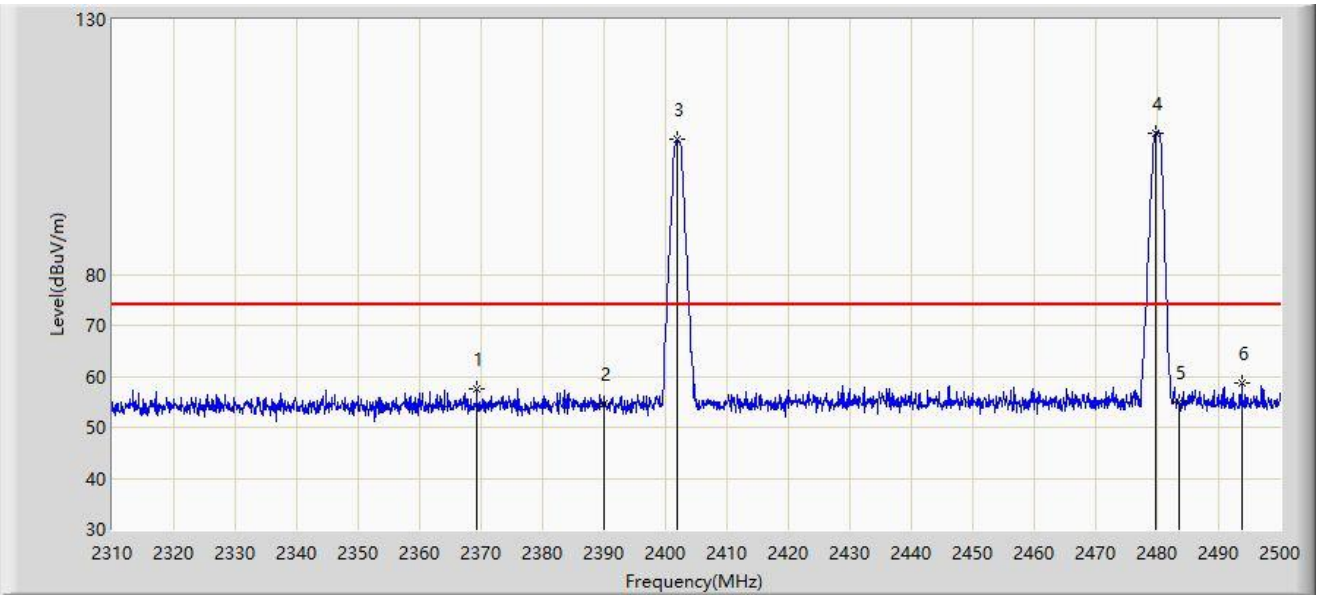

No	Mark	Frequency (MHz)	Measure Level (dBµV/m)	Reading Level (dBµV)	Margin (dB)	Limit (dBµV/m)	Factor (dB/m)	Type
1		2369.280	57.487	25.527	-16.513	74.000	31.960	PK
2		2390.000	54.632	22.609	-19.368	74.000	32.023	PK
3		2401.960	106.535	74.497	N/A	N/A	32.038	PK
4		2479.670	107.779	75.499	N/A	N/A	32.280	PK
5		2483.500	54.831	22.531	-19.169	74.000	32.300	PK
6	*	2493.825	58.598	26.244	-15.402	74.000	32.354	PK

Note 1: " * ", means this data is the worst emission level.

Note 2: Measure Level (dBµV/m) = Reading Level (dBµV) + Factor (dB/m).

Note 3: Factor (dB/m) = Cable Loss (dB) + Antenna Factor (dB/m).

Site: SIP-AC3	Test Date: 2024-06-07
Limit: FCC_2.4G_RE(3m)	Engineer: Justin Guo
Probe: HF907_102861_1-18GHz	Polarity: Vertical
EUT: ACCESS POINT	Power: AC 120V/60Hz
Test Mode: Transmit at Ant 2 - Filter 2# - 2402MHz and Ant 1 - Filter 9# - 2480MHz	

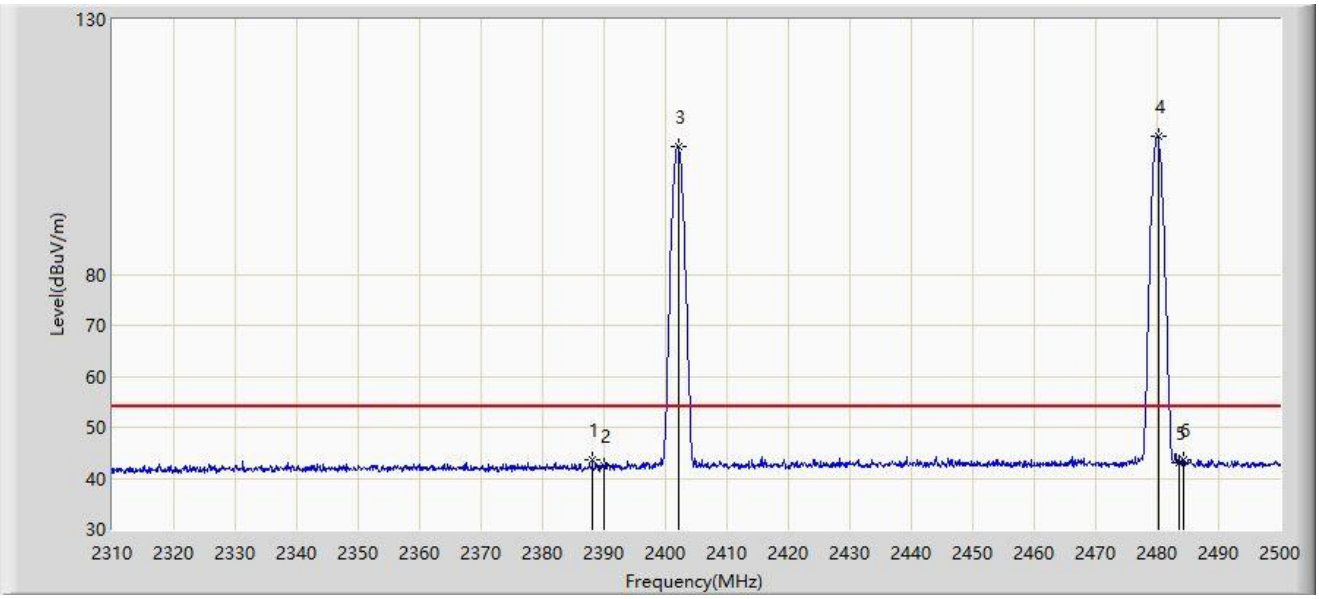

No	Mark	Frequency (MHz)	Measure Level (dBµV/m)	Reading Level (dBµV)	Margin (dB)	Limit (dBµV/m)	Factor (dB/m)	Type
1		2388.090	43.646	11.627	-10.354	54.000	32.019	AV
2		2390.000	42.578	10.555	-11.422	54.000	32.023	AV
3		2402.055	105.146	73.108	N/A	N/A	32.037	AV
4		2480.145	106.980	74.697	N/A	N/A	32.283	AV
5		2483.500	42.989	10.689	-11.011	54.000	32.300	AV
6	*	2484.325	43.766	11.461	-10.234	54.000	32.305	AV

Note 1: " * ", means this data is the worst emission level.

Note 2: Measure Level (dBµV/m) = Reading Level (dBµV) + Factor (dB/m).

Note 3: Factor (dB/m) = Cable Loss (dB) + Antenna Factor (dB/m).

Mode 5 – Different power value of two radios

Site: SIP-AC3	Test Date: 2024-05-18
Limit: FCC_2.4G_RE(3m)	Engineer: Justin Guo
Probe: HF907_102861_1-18GHz	Polarity: Horizontal
EUT: ACCESS POINT	Power: AC 120V/60Hz
Test Mode: Transmit at Ant 2 - Filter 1# - 2468MHz and Ant 1 - Filter 7# - 2476MHz	

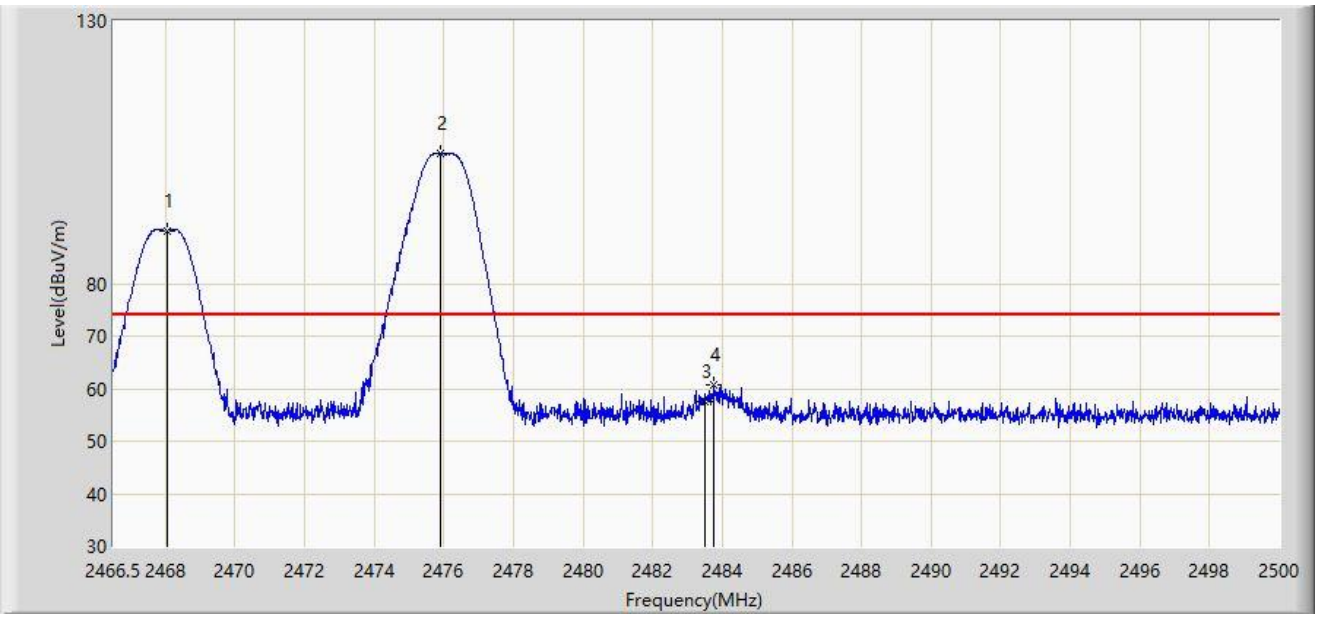

No	Mark	Frequency (MHz)	Measure Level (dBμV/m)	Reading Level (dBμV)	Margin (dB)	Limit (dBμV/m)	Factor (dB/m)	Type
1	*	2468.041	90.123	57.885	N/A	N/A	32.237	PK
2		2475.914	104.691	72.425	N/A	N/A	32.266	PK
3		2483.500	57.623	25.323	-16.377	74.000	32.300	PK
4		2483.752	60.601	28.299	-13.399	74.000	32.302	PK

Note 1: " * ", means this data is the worst emission level.

Note 2: Measure Level (dBμV/m) = Reading Level (dBμV) + Factor (dB/m).

Note 3: Factor (dB/m) = Cable Loss (dB) + Antenna Factor (dB/m).

Site: SIP-AC3	Test Date: 2024-05-18
Limit: FCC_2.4G_RE(3m)	Engineer: Justin Guo
Probe: HF907_102861_1-18GHz	Polarity: Horizontal
EUT: ACCESS POINT	Power: AC 120V/60Hz
Test Mode: Transmit at Ant 2 - Filter 1# - 2468MHz and Ant 1 - Filter 7# - 2476MHz	

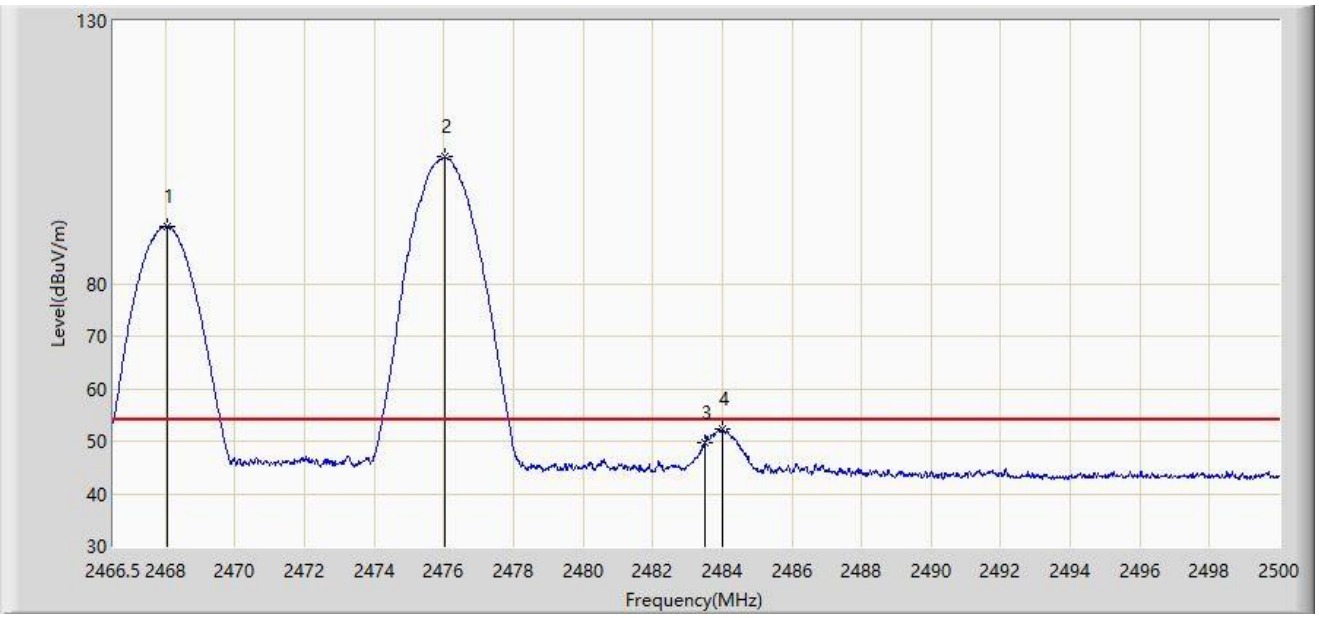

No	Mark	Frequency (MHz)	Measure Level (dBμV/m)	Reading Level (dBμV)	Margin (dB)	Limit (dBμV/m)	Factor (dB/m)	Type
1	*	2468.041	90.901	58.663	N/A	N/A	32.237	AV
2		2476.048	104.076	71.810	N/A	N/A	32.267	AV
3		2483.500	49.602	17.302	-4.398	54.000	32.300	AV
4		2483.987	52.302	19.999	-1.698	54.000	32.303	AV

Note 1: " * ", means this data is the worst emission level.

Note 2: Measure Level (dBμV/m) = Reading Level (dBμV) + Factor (dB/m).

Note 3: Factor (dB/m) = Cable Loss (dB) + Antenna Factor (dB/m).

Site: SIP-AC3	Test Date: 2024-05-18
Limit: FCC_2.4G_RE(3m)	Engineer: Justin Guo
Probe: HF907_102861_1-18GHz	Polarity: Vertical
EUT: ACCESS POINT	Power: AC 120V/60Hz
Test Mode: Transmit at Ant 2 - Filter 1# - 2468MHz and Ant 1 - Filter 7# - 2476MHz	

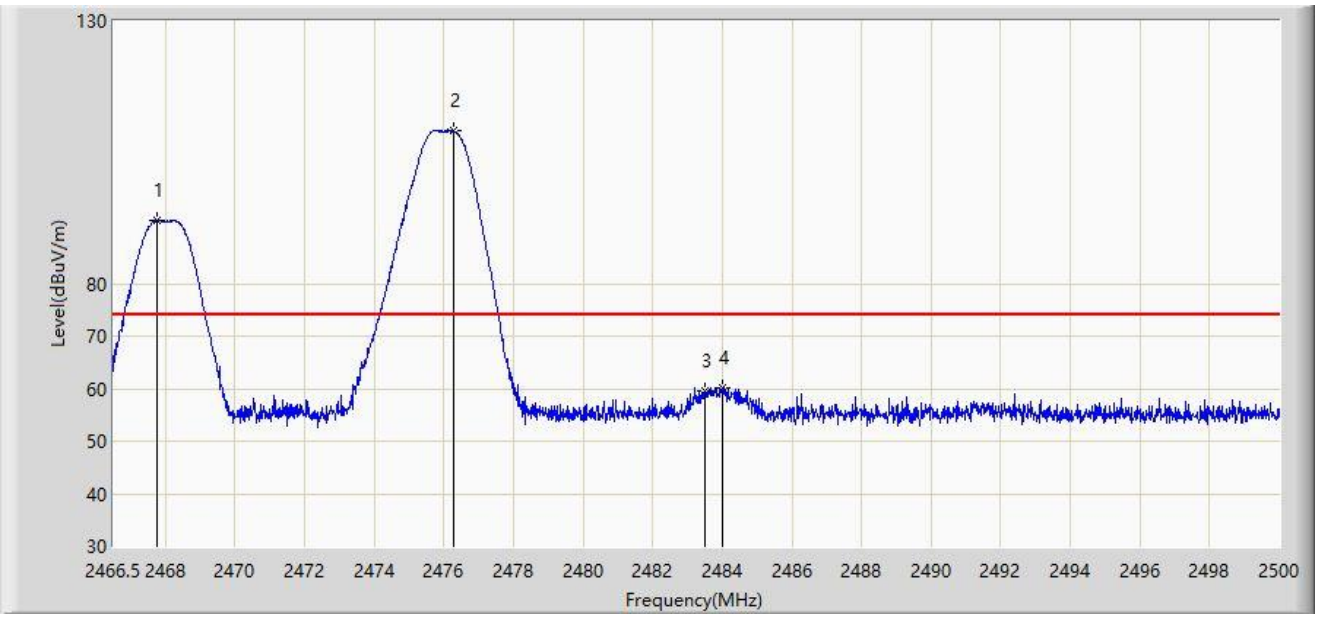

No	Mark	Frequency (MHz)	Measure Level (dBμV/m)	Reading Level (dBμV)	Margin (dB)	Limit (dBμV/m)	Factor (dB/m)	Type
1	*	2467.740	92.042	59.805	N/A	N/A	32.237	PK
2		2476.282	109.039	76.772	N/A	N/A	32.268	PK
3		2483.500	59.557	27.257	-14.443	74.000	32.300	PK
4		2484.004	60.205	27.902	-13.795	74.000	32.303	PK

Note 1: " * ", means this data is the worst emission level.

Note 2: Measure Level (dBμV/m) = Reading Level (dBμV) + Factor (dB/m).

Note 3: Factor (dB/m) = Cable Loss (dB) + Antenna Factor (dB/m).

Site: SIP-AC3	Test Date: 2024-05-18
Limit: FCC_2.4G_RE(3m)	Engineer: Justin Guo
Probe: HF907_102861_1-18GHz	Polarity: Vertical
EUT: ACCESS POINT	Power: AC 120V/60Hz
Test Mode: Transmit at Ant 2 - Filter 1# - 2468MHz and Ant 1 - Filter 7# - 2476MHz	

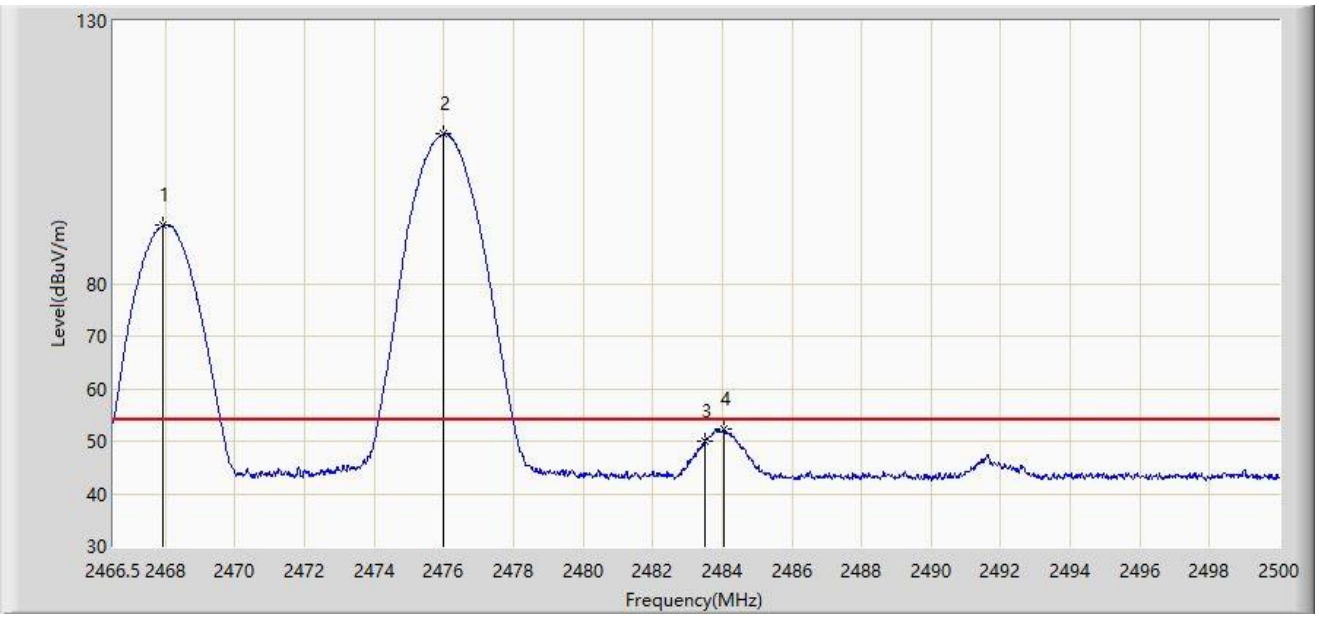

No	Mark	Frequency (MHz)	Measure Level (dBμV/m)	Reading Level (dBμV)	Margin (dB)	Limit (dBμV/m)	Factor (dB/m)	Type
1	*	2467.940	91.034	58.797	N/A	N/A	32.237	AV
2		2475.997	108.445	76.179	N/A	N/A	32.266	AV
3		2483.500	49.985	17.685	-4.015	54.000	32.300	AV
4		2484.037	52.268	19.965	-1.732	54.000	32.303	AV

Note 1: " * ", means this data is the worst emission level.

Note 2: Measure Level (dBμV/m) = Reading Level (dBμV) + Factor (dB/m).

Note 3: Factor (dB/m) = Cable Loss (dB) + Antenna Factor (dB/m).

Site: SIP-AC3	Test Date: 2024-05-18
Limit: FCC_2.4G_RE(3m)	Engineer: Justin Guo
Probe: HF907_102861_1-18GHz	Polarity: Horizontal
EUT: ACCESS POINT	Power: AC 120V/60Hz
Test Mode: Transmit at Ant 2 - Filter 1# - 2468MHz and Ant 1 - Filter 7# - 2478MHz	

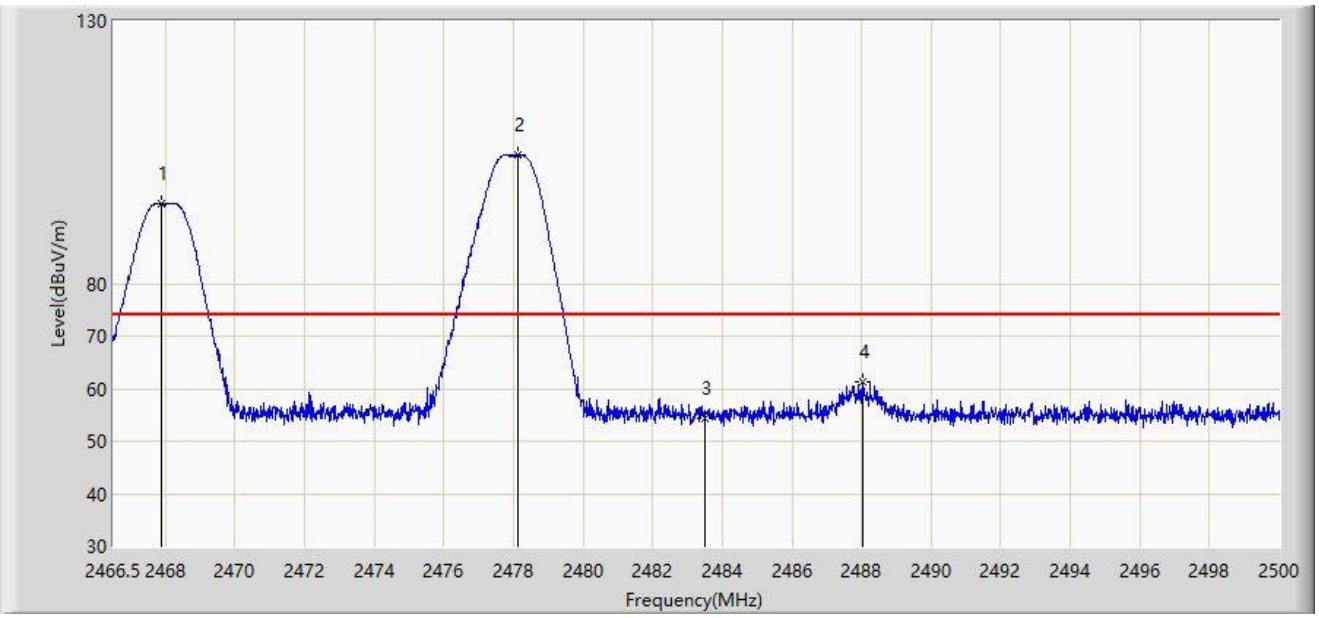

No	Mark	Frequency (MHz)	Measure Level (dBμV/m)	Reading Level (dBμV)	Margin (dB)	Limit (dBμV/m)	Factor (dB/m)	Type
1	*	2467.890	95.108	62.871	N/A	N/A	32.237	PK
2		2478.141	104.401	72.127	N/A	N/A	32.274	PK
3		2483.500	54.450	22.150	-19.550	74.000	32.300	PK
4		2488.024	61.247	28.923	-12.753	74.000	32.324	PK

Note 1: " * ", means this data is the worst emission level.

Note 2: Measure Level (dBμV/m) = Reading Level (dBμV) + Factor (dB/m).

Note 3: Factor (dB/m) = Cable Loss (dB) + Antenna Factor (dB/m).