Site: WZ-AC2	Test Date: 2024-06-03
Limit: FCC_2.4G_RE(3m)	Engineer: Bob Zhang
Probe: BBHA9120D_1457_1-18GHz	Polarity: Vertical
EUT: ACCESS POINT	Power: AC 120V/60Hz
Test Mode: Transmit at Ant 6 - Filter 3# - 2480MHz Ant 3 - Filter 7# - 2478MHz	

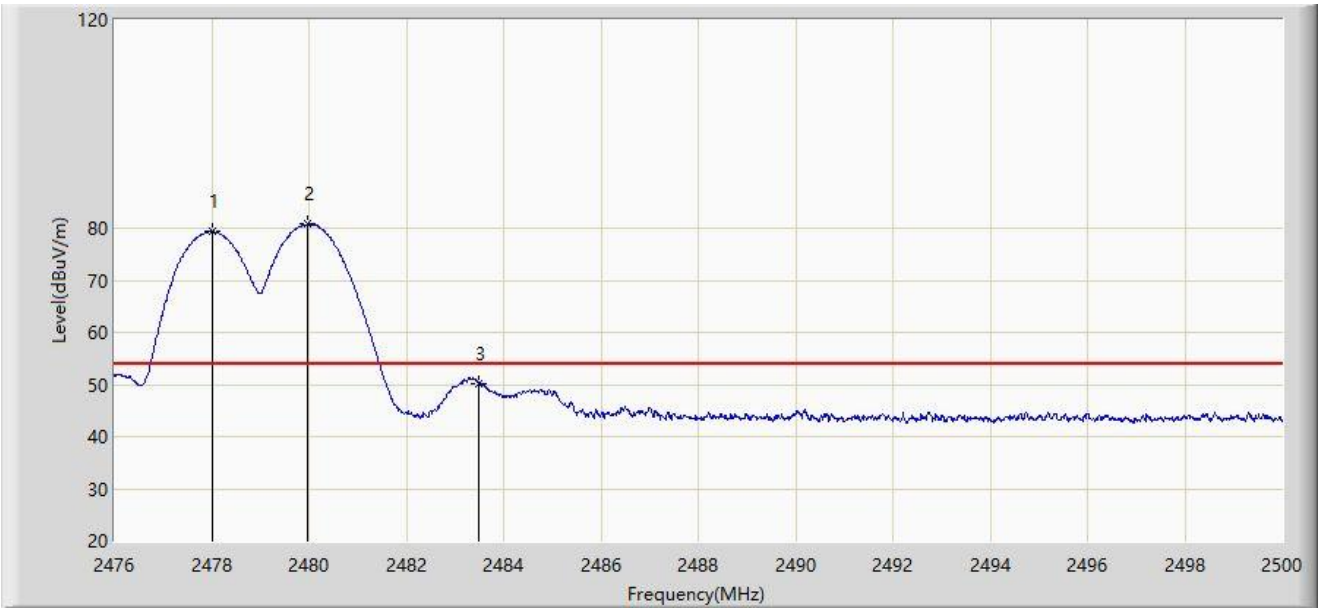

No	Mark	Frequency (MHz)	Measure Level (dBμV/m)	Reading Level (dBμV)	Margin (dB)	Limit (dBμV/m)	Factor (dB/m)	Type
1	*	2478.004	79.352	46.967	N/A	N/A	32.385	AV
2		2479.984	80.752	48.368	N/A	N/A	32.384	AV
3		2483.500	50.188	17.806	-3.812	54.000	32.382	AV

Note 1: " * ", means this data is the worst emission level.

Note 2: Measure Level (dBμV/m) = Reading Level (dBμV) + Factor (dB/m).

Note 3: Factor (dB/m) = Cable Loss (dB) + Antenna Factor (dB/m).

Site: WZ-AC2	Test Date: 2024-06-05
Limit: FCC_2.4G_RE(3m)	Engineer: Bob Zhang
Probe: BBHA9120D_1457_1-18GHz	Polarity: Horizontal
EUT: ACCESS POINT	Power: AC 120V/60Hz
Test Mode: Transmit at Ant 6 - Filter 1# - 2468MHz Ant 3 - Filter 9# - 2480MHz	

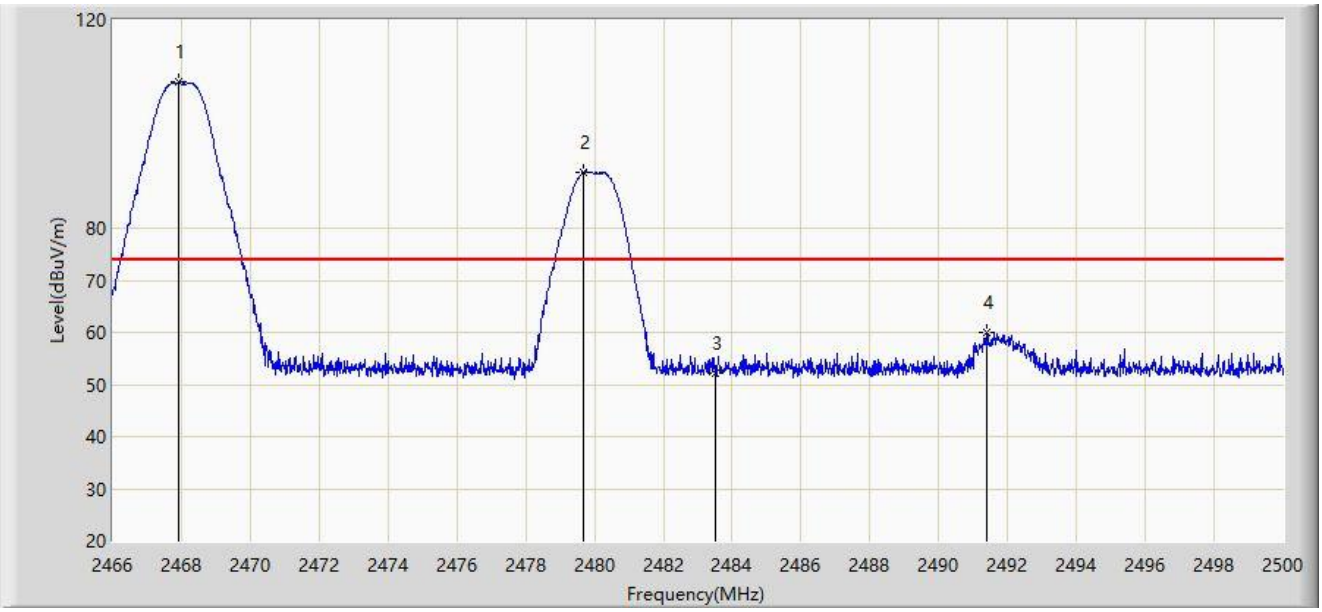

No	Mark	Frequency (MHz)	Measure Level (dBμV/m)	Reading Level (dBμV)	Margin (dB)	Limit (dBμV/m)	Factor (dB/m)	Type
1		2467.921	108.078	75.703	N/A	N/A	32.375	PK
2	*	2479.668	90.687	58.303	N/A	N/A	32.384	PK
3		2483.500	52.271	19.889	-21.729	74.000	32.382	PK
4		2491.398	60.109	27.730	-13.891	74.000	32.379	PK

Note 1: " * ", means this data is the worst emission level.

Note 2: Measure Level (dBμV/m) = Reading Level (dBμV) + Factor (dB/m).

Note 3: Factor (dB/m) = Cable Loss (dB) + Antenna Factor (dB/m).

Site: WZ-AC2	Test Date: 2024-06-05
Limit: FCC_2.4G_RE(3m)	Engineer: Bob Zhang
Probe: BBHA9120D_1457_1-18GHz	Polarity: Horizontal
EUT: ACCESS POINT	Power: AC 120V/60Hz
Test Mode: Transmit at Ant 6 - Filter 1# - 2468MHz Ant 3 - Filter 9# - 2480MHz	

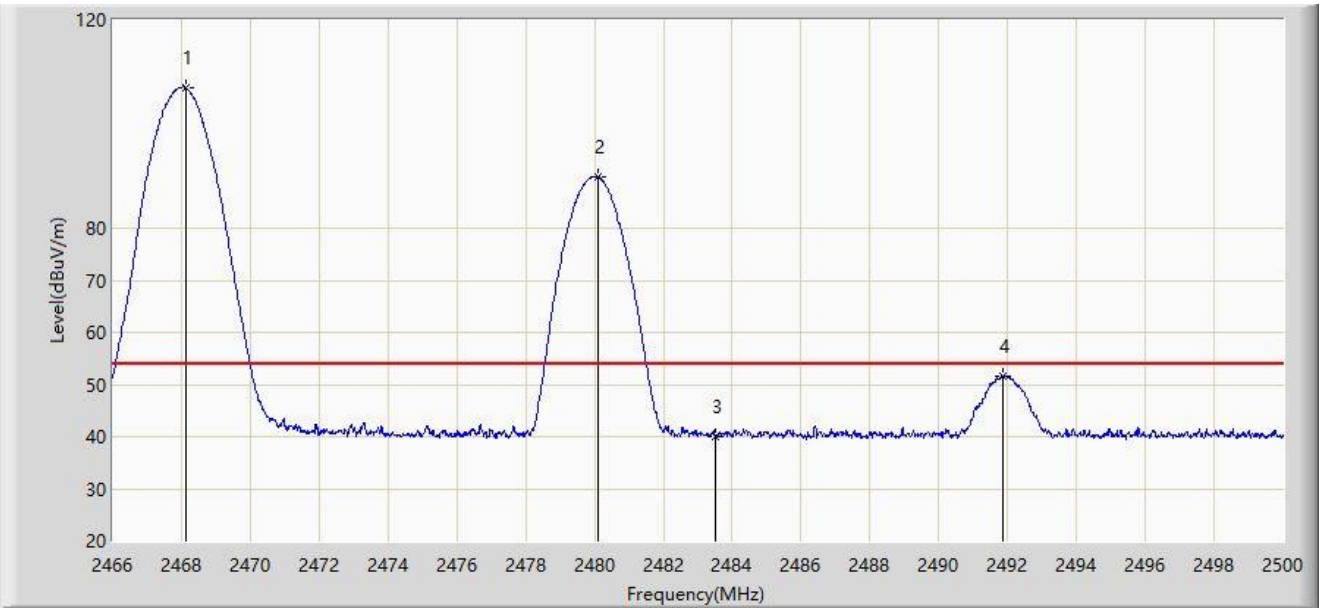

No	Mark	Frequency (MHz)	Measure Level (dBμV/m)	Reading Level (dBμV)	Margin (dB)	Limit (dBμV/m)	Factor (dB/m)	Type
1		2468.142	106.830	74.455	N/A	N/A	32.375	AV
2	*	2480.093	89.895	57.511	N/A	N/A	32.384	AV
3		2483.500	40.094	7.712	-13.906	54.000	32.382	AV
4		2491.857	51.523	19.145	-2.477	54.000	32.378	AV

Note 1: " * ", means this data is the worst emission level.

Note 2: Measure Level (dBμV/m) = Reading Level (dBμV) + Factor (dB/m).

Note 3: Factor (dB/m) = Cable Loss (dB) + Antenna Factor (dB/m).

Site: WZ-AC2	Test Date: 2024-06-05
Limit: FCC_2.4G_RE(3m)	Engineer: Bob Zhang
Probe: BBHA9120D_1457_1-18GHz	Polarity: Vertical
EUT: ACCESS POINT	Power: AC 120V/60Hz
Test Mode: Transmit at Ant 6 - Filter 1# - 2468MHz Ant 3 - Filter 9# - 2480MHz	

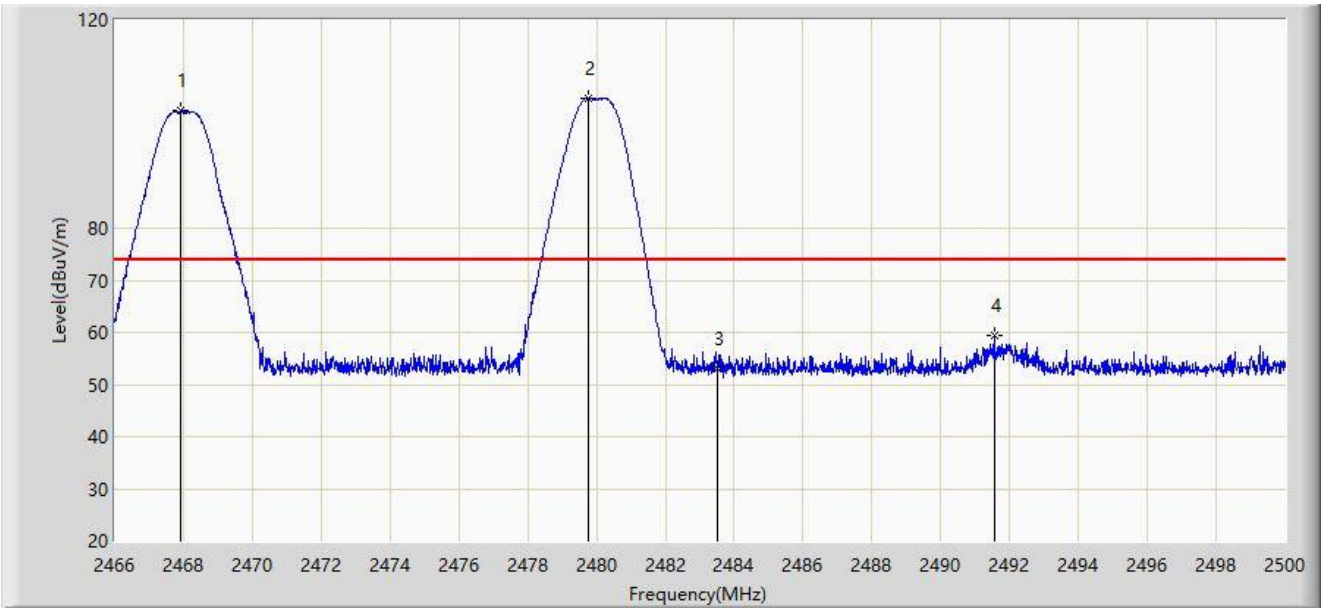

No	Mark	Frequency (MHz)	Measure Level (dBμV/m)	Reading Level (dBμV)	Margin (dB)	Limit (dBμV/m)	Factor (dB/m)	Type
1	*	2467.904	102.489	70.114	N/A	N/A	32.375	PK
2		2479.753	104.938	72.554	N/A	N/A	32.384	PK
3		2483.500	53.011	20.629	-20.989	74.000	32.382	PK
4		2491.568	59.371	26.992	-14.629	74.000	32.378	PK

Note 1: " * ", means this data is the worst emission level.

Note 2: Measure Level (dBμV/m) = Reading Level (dBμV) + Factor (dB/m).

Note 3: Factor (dB/m) = Cable Loss (dB) + Antenna Factor (dB/m).

Site: WZ-AC2	Test Date: 2024-06-05
Limit: FCC_2.4G_RE(3m)	Engineer: Bob Zhang
Probe: BBHA9120D_1457_1-18GHz	Polarity: Vertical
EUT: ACCESS POINT	Power: AC 120V/60Hz
Test Mode: Transmit at Ant 6 - Filter 1# - 2468MHz Ant 3 - Filter 9# - 2480MHz	

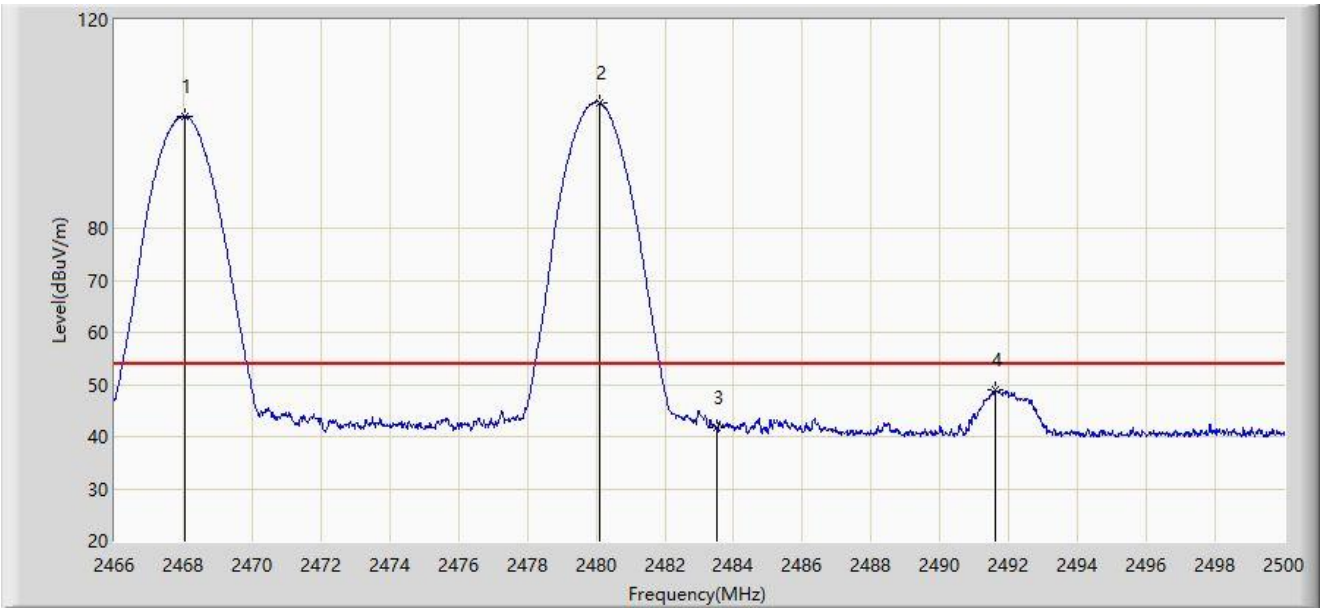

No	Mark	Frequency (MHz)	Measure Level (dBμV/m)	Reading Level (dBμV)	Margin (dB)	Limit (dBμV/m)	Factor (dB/m)	Type
1	*	2468.040	101.534	69.159	N/A	N/A	32.375	AV
2		2480.093	104.147	71.763	N/A	N/A	32.384	AV
3		2483.500	41.602	9.220	-12.398	54.000	32.382	AV
4		2491.602	48.887	16.508	-5.113	54.000	32.378	AV

Note 1: " * ", means this data is the worst emission level.

Note 2: Measure Level (dBμV/m) = Reading Level (dBμV) + Factor (dB/m).

Note 3: Factor (dB/m) = Cable Loss (dB) + Antenna Factor (dB/m).

Site: WZ-AC2	Test Date: 2024-06-05
Limit: FCC_2.4G_RE(3m)	Engineer: Bob Zhang
Probe: BBHA9120D_1457_1-18GHz	Polarity: Horizontal
EUT: ACCESS POINT	Power: AC 120V/60Hz
Test Mode: Transmit at Ant 6 - Filter 1# - 2470MHz Ant 3 - Filter 9# - 2480MHz	

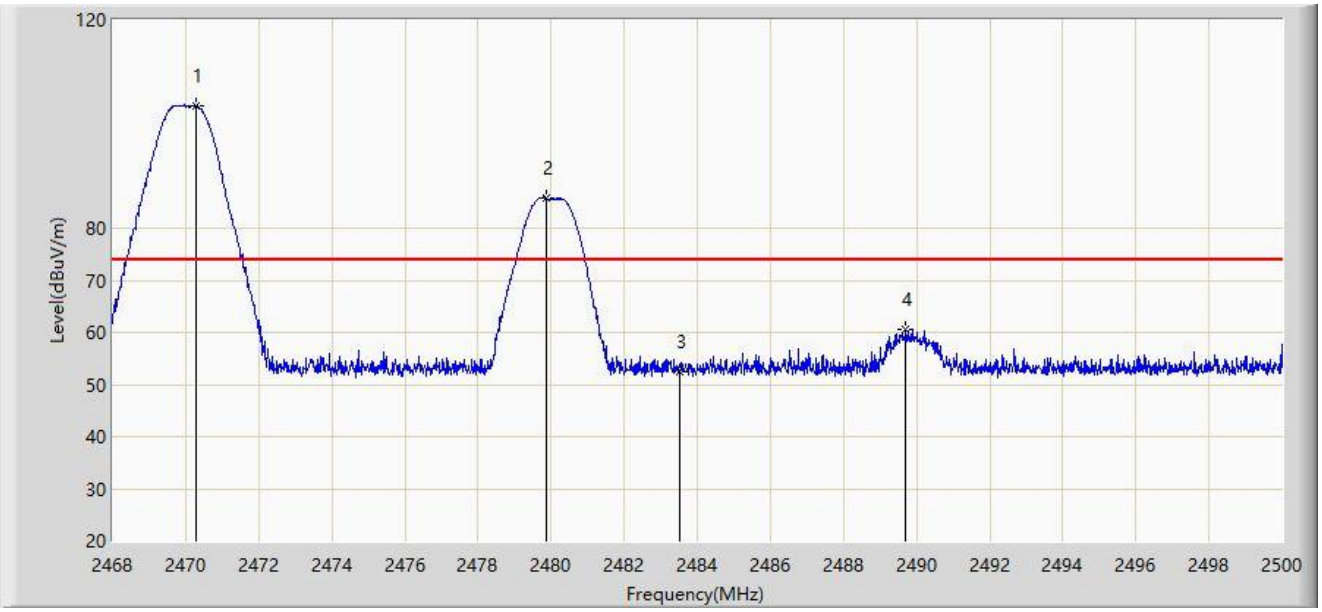

No	Mark	Frequency (MHz)	Measure Level (dBμV/m)	Reading Level (dBμV)	Margin (dB)	Limit (dBμV/m)	Factor (dB/m)	Type
1		2470.272	103.449	71.070	N/A	N/A	32.380	PK
2	*	2479.872	85.698	53.314	N/A	N/A	32.384	PK
3		2483.500	52.606	20.224	-21.394	74.000	32.382	PK
4		2489.712	60.542	28.163	-13.458	74.000	32.379	PK

Note 1: " * ", means this data is the worst emission level.

Note 2: Measure Level (dBμV/m) = Reading Level (dBμV) + Factor (dB/m).

Note 3: Factor (dB/m) = Cable Loss (dB) + Antenna Factor (dB/m).

Site: WZ-AC2	Test Date: 2024-06-05
Limit: FCC_2.4G_RE(3m)	Engineer: Bob Zhang
Probe: BBHA9120D_1457_1-18GHz	Polarity: Horizontal
EUT: ACCESS POINT	Power: AC 120V/60Hz
Test Mode: Transmit at Ant 6 - Filter 1# - 2470MHz Ant 3 - Filter 9# - 2480MHz	

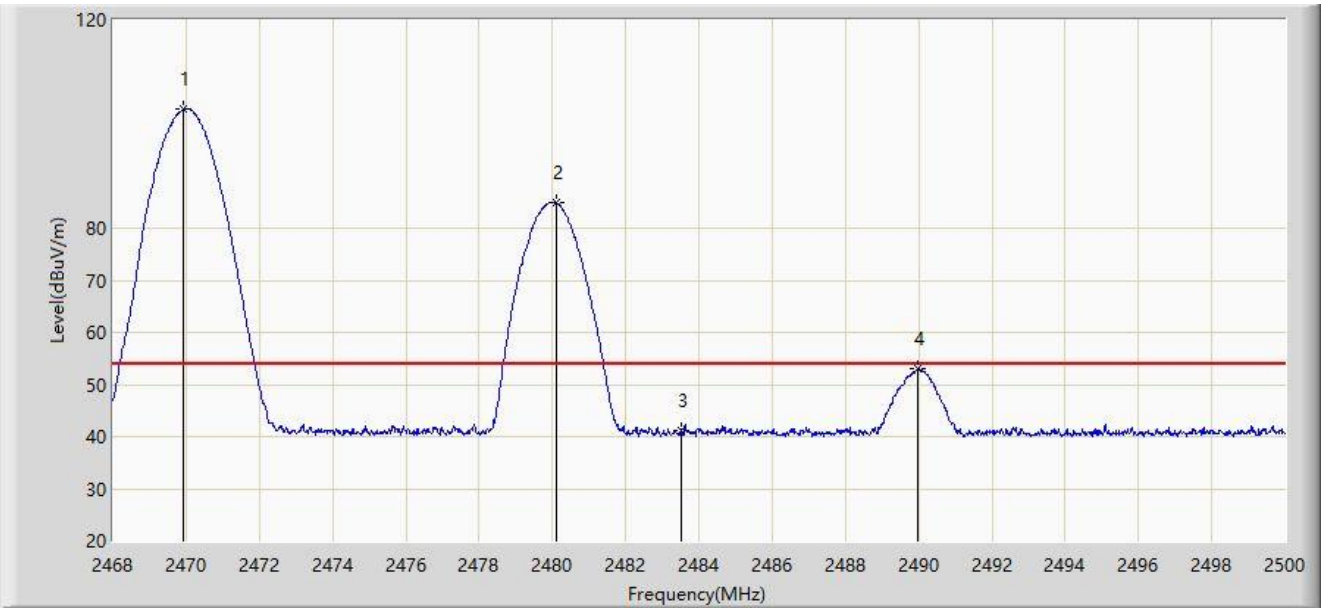

No	Mark	Frequency (MHz)	Measure Level (dBµV/m)	Reading Level (dBµV)	Margin (dB)	Limit (dBµV/m)	Factor (dB/m)	Type
1		2469.936	102.797	70.418	N/A	N/A	32.379	AV
2	*	2480.128	84.848	52.464	N/A	N/A	32.384	AV
3		2483.500	41.111	8.729	-12.889	54.000	32.382	AV
4		2489.984	53.138	20.759	-0.862	54.000	32.379	AV

Note 1: " * ", means this data is the worst emission level.

Note 2: Measure Level (dBµV/m) = Reading Level (dBµV) + Factor (dB/m).

Note 3: Factor (dB/m) = Cable Loss (dB) + Antenna Factor (dB/m).

Site: WZ-AC2	Test Date: 2024-06-05
Limit: FCC_2.4G_RE(3m)	Engineer: Bob Zhang
Probe: BBHA9120D_1457_1-18GHz	Polarity: Vertical
EUT: ACCESS POINT	Power: AC 120V/60Hz
Test Mode: Transmit at Ant 6 - Filter 1# - 2470MHz Ant 3 - Filter 9# - 2480MHz	

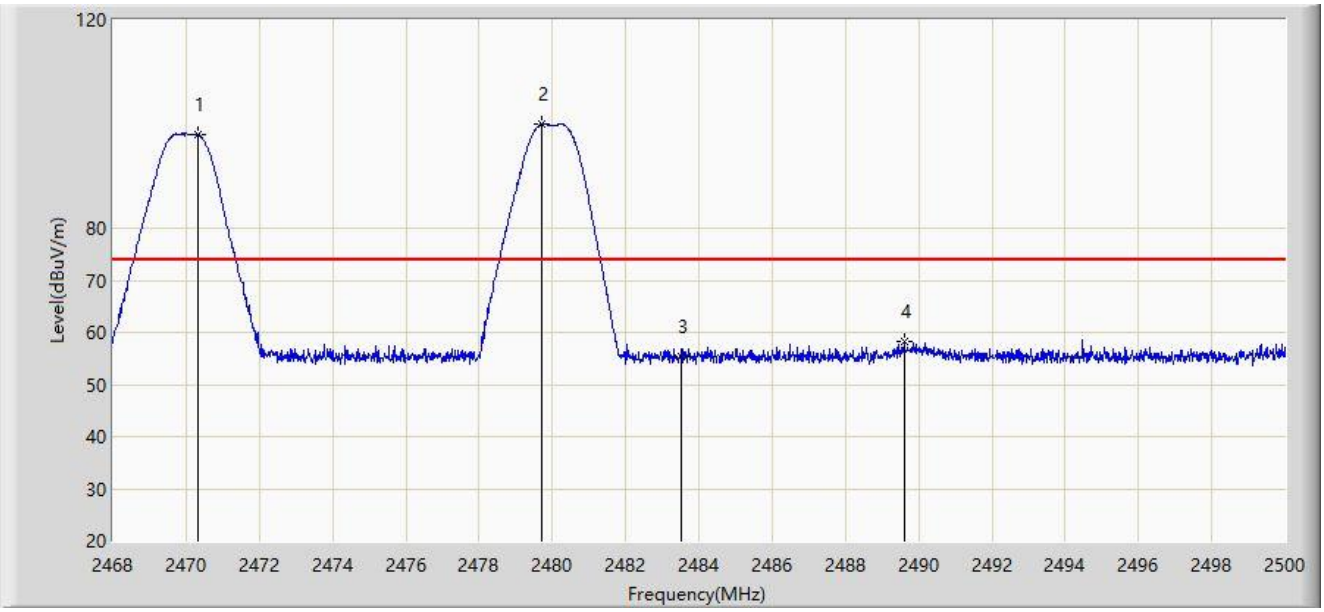

No	Mark	Frequency (MHz)	Measure Level (dBμV/m)	Reading Level (dBμV)	Margin (dB)	Limit (dBμV/m)	Factor (dB/m)	Type
1	*	2470.320	97.950	65.570	N/A	N/A	32.380	PK
2		2479.728	100.019	67.635	N/A	N/A	32.384	PK
3		2483.500	55.318	22.936	-18.682	74.000	32.382	PK
4		2489.600	58.180	25.800	-15.820	74.000	32.379	PK

Note 1: " * ", means this data is the worst emission level.

Note 2: Measure Level (dBμV/m) = Reading Level (dBμV) + Factor (dB/m).

Note 3: Factor (dB/m) = Cable Loss (dB) + Antenna Factor (dB/m).

Site: WZ-AC2	Test Date: 2024-06-05
Limit: FCC_2.4G_RE(3m)	Engineer: Bob Zhang
Probe: BBHA9120D_1457_1-18GHz	Polarity: Vertical
EUT: ACCESS POINT	Power: AC 120V/60Hz
Test Mode: Transmit at Ant 6 - Filter 1# - 2470MHz Ant 3 - Filter 9# - 2480MHz	

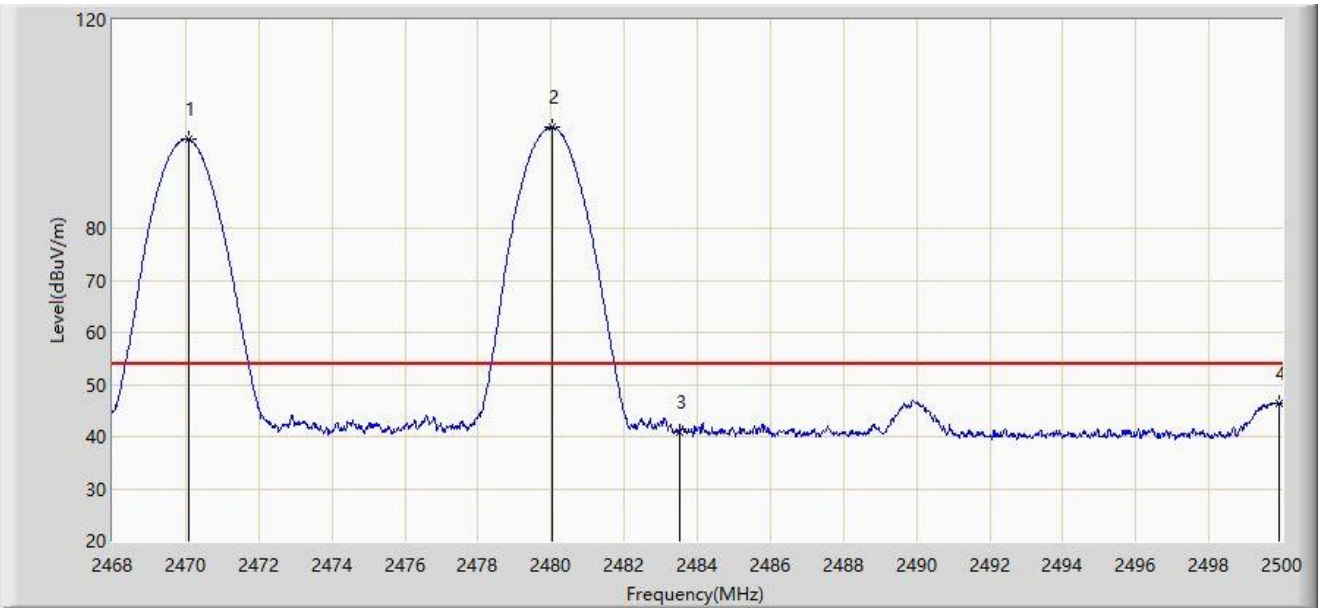

No	Mark	Frequency (MHz)	Measure Level (dBμV/m)	Reading Level (dBμV)	Margin (dB)	Limit (dBμV/m)	Factor (dB/m)	Type
1	*	2470.080	97.062	64.683	N/A	N/A	32.379	AV
2		2480.032	99.351	66.967	N/A	N/A	32.384	AV
3		2483.500	40.827	8.445	-13.173	54.000	32.382	AV
4		2499.904	46.412	14.005	-7.588	54.000	32.408	AV

Note 1: " * ", means this data is the worst emission level.

Note 2: Measure Level (dBμV/m) = Reading Level (dBμV) + Factor (dB/m).

Note 3: Factor (dB/m) = Cable Loss (dB) + Antenna Factor (dB/m).

Site: WZ-AC2	Test Date: 2024-06-05
Limit: FCC_2.4G_RE(3m)	Engineer: Bob Zhang
Probe: BBHA9120D_1457_1-18GHz	Polarity: Horizontal
EUT: ACCESS POINT	Power: AC 120V/60Hz
Test Mode: Transmit at Ant 6 - Filter 1# - 2472MHz Ant 3 - Filter 9# - 2480MHz	

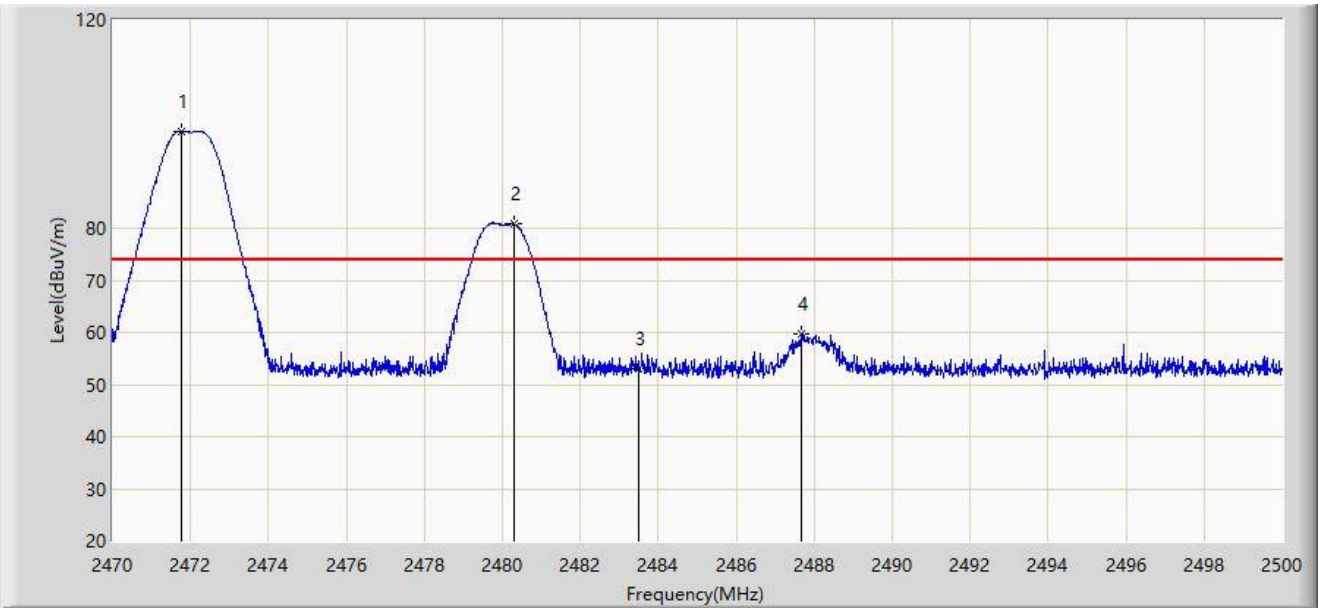

No	Mark	Frequency (MHz)	Measure Level (dBμV/m)	Reading Level (dBμV)	Margin (dB)	Limit (dBμV/m)	Factor (dB/m)	Type
1		2471.755	98.667	66.285	N/A	N/A	32.382	PK
2	*	2480.290	80.763	48.379	N/A	N/A	32.384	PK
3		2483.500	52.934	20.552	-21.066	74.000	32.382	PK
4		2487.670	59.624	27.244	-14.376	74.000	32.380	PK

Note 1: " * ", means this data is the worst emission level.

Note 2: Measure Level (dBμV/m) = Reading Level (dBμV) + Factor (dB/m).

Note 3: Factor (dB/m) = Cable Loss (dB) + Antenna Factor (dB/m).

Site: WZ-AC2	Test Date: 2024-06-05
Limit: FCC_2.4G_RE(3m)	Engineer: Bob Zhang
Probe: BBHA9120D_1457_1-18GHz	Polarity: Horizontal
EUT: ACCESS POINT	Power: AC 120V/60Hz
Test Mode: Transmit at Ant 6 - Filter 1# - 2472MHz Ant 3 - Filter 9# - 2480MHz	

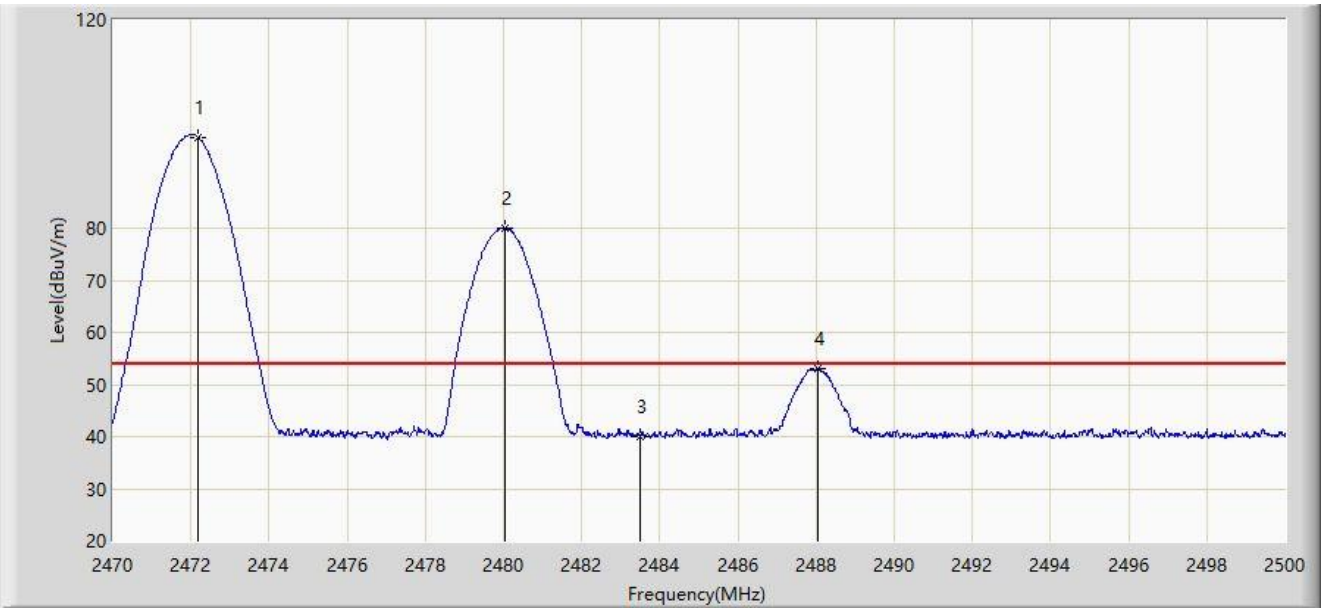

No	Mark	Frequency (MHz)	Measure Level (dBμV/m)	Reading Level (dBμV)	Margin (dB)	Limit (dBμV/m)	Factor (dB/m)	Type
1		2472.175	97.485	65.102	N/A	N/A	32.384	AV
2	*	2480.020	79.909	47.525	N/A	N/A	32.384	AV
3		2483.500	39.917	7.535	-14.083	54.000	32.382	AV
4		2488.030	53.087	20.707	-0.913	54.000	32.380	AV

Note 1: " * ", means this data is the worst emission level.

Note 2: Measure Level (dBμV/m) = Reading Level (dBμV) + Factor (dB/m).

Note 3: Factor (dB/m) = Cable Loss (dB) + Antenna Factor (dB/m).

Site: WZ-AC2	Test Date: 2024-06-05
Limit: FCC_2.4G_RE(3m)	Engineer: Bob Zhang
Probe: BBHA9120D_1457_1-18GHz	Polarity: Vertical
EUT: ACCESS POINT	Power: AC 120V/60Hz
Test Mode: Transmit at Ant 6 - Filter 1# - 2472MHz Ant 3 - Filter 9# - 2480MHz	

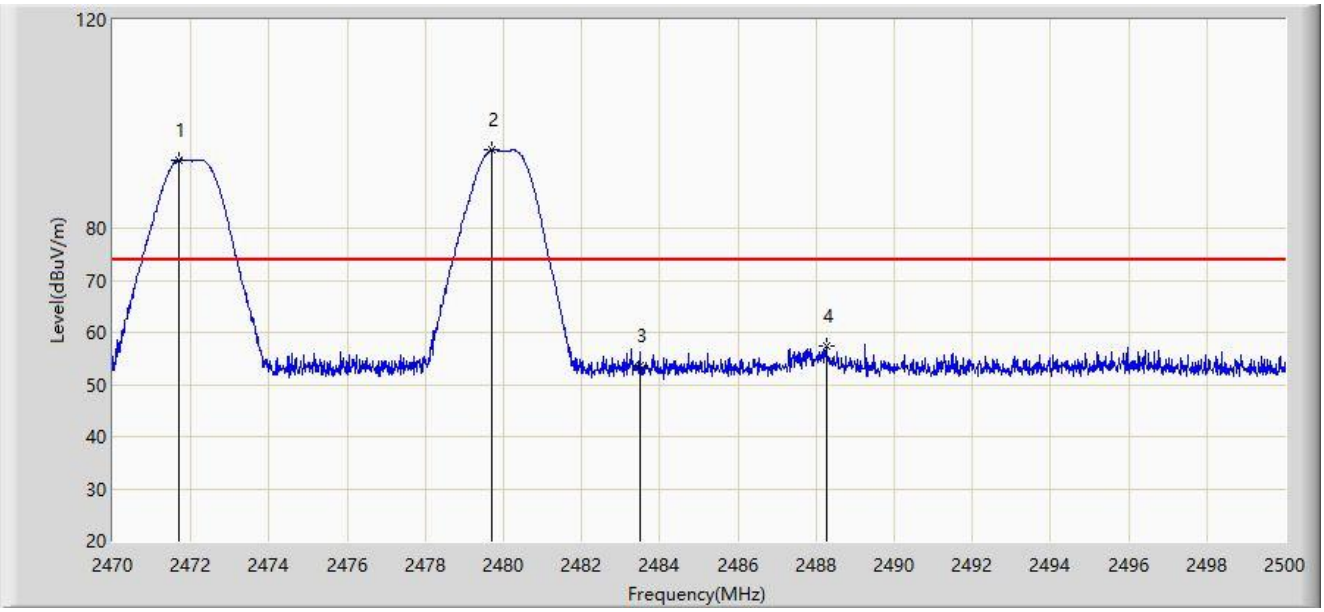

No	Mark	Frequency (MHz)	Measure Level (dBμV/m)	Reading Level (dBμV)	Margin (dB)	Limit (dBμV/m)	Factor (dB/m)	Type
1	*	2471.695	93.157	60.775	N/A	N/A	32.382	PK
2		2479.705	95.013	62.629	N/A	N/A	32.384	PK
3		2483.500	53.656	21.274	-20.344	74.000	32.382	PK
4		2488.255	57.247	24.867	-16.753	74.000	32.380	PK

Note 1: " * ", means this data is the worst emission level.

Note 2: Measure Level (dBμV/m) = Reading Level (dBμV) + Factor (dB/m).

Note 3: Factor (dB/m) = Cable Loss (dB) + Antenna Factor (dB/m).

Site: WZ-AC2	Test Date: 2024-06-05
Limit: FCC_2.4G_RE(3m)	Engineer: Bob Zhang
Probe: BBHA9120D_1457_1-18GHz	Polarity: Vertical
EUT: ACCESS POINT	Power: AC 120V/60Hz
Test Mode: Transmit at Ant 6 - Filter 1# - 2472MHz Ant 3 - Filter 9# - 2480MHz	

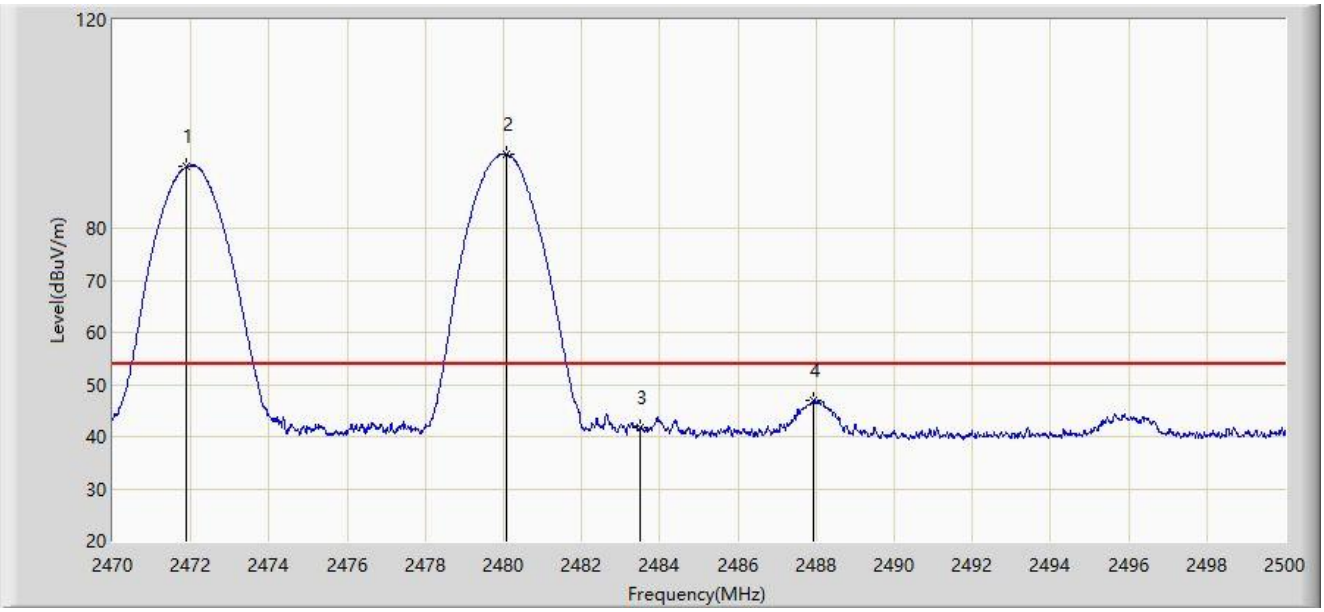

No	Mark	Frequency (MHz)	Measure Level (dBμV/m)	Reading Level (dBμV)	Margin (dB)	Limit (dBμV/m)	Factor (dB/m)	Type
1	*	2471.890	91.777	59.394	N/A	N/A	32.383	AV
2		2480.065	94.279	61.895	N/A	N/A	32.384	AV
3		2483.500	41.755	9.373	-12.245	54.000	32.382	AV
4		2487.940	46.932	14.552	-7.068	54.000	32.380	AV

Note 1: " * ", means this data is the worst emission level.

Note 2: Measure Level (dBμV/m) = Reading Level (dBμV) + Factor (dB/m).

Note 3: Factor (dB/m) = Cable Loss (dB) + Antenna Factor (dB/m).

Site: WZ-AC2	Test Date: 2024-06-05
Limit: FCC_2.4G_RE(3m)	Engineer: Bob Zhang
Probe: BBHA9120D_1457_1-18GHz	Polarity: Horizontal
EUT: ACCESS POINT	Power: AC 120V/60Hz
Test Mode: Transmit at Ant 6 - Filter 1# - 2474MHz Ant 3 - Filter 9# - 2480MHz	

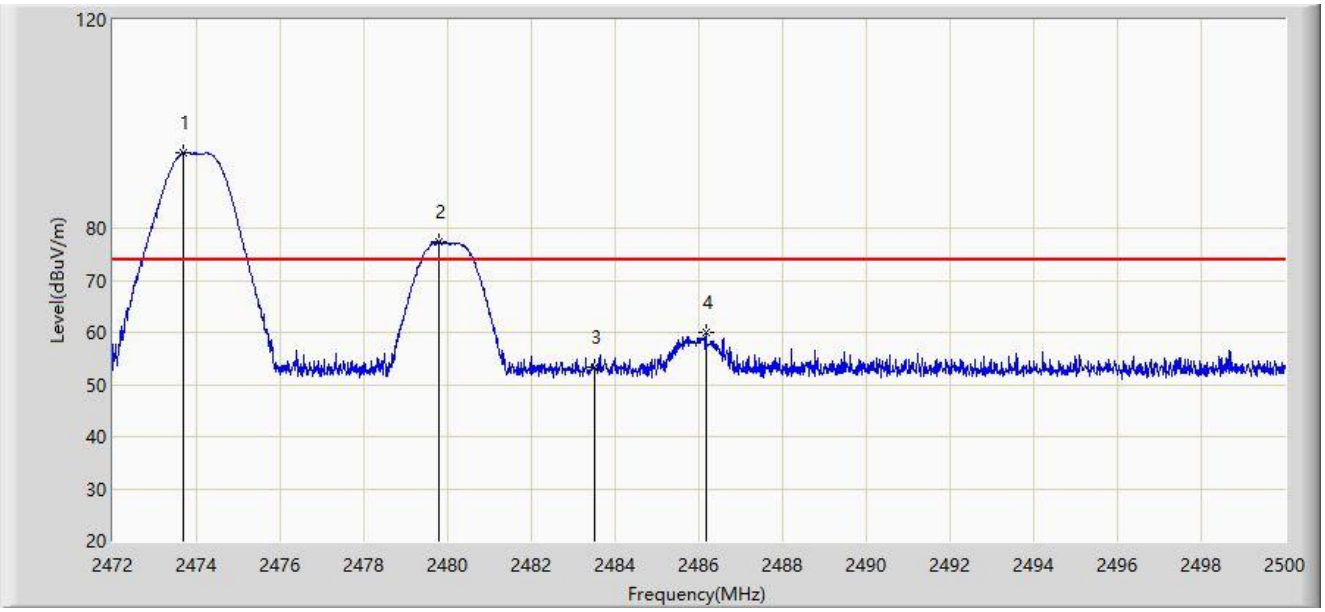

No	Mark	Frequency (MHz)	Measure Level (dBμV/m)	Reading Level (dBμV)	Margin (dB)	Limit (dBμV/m)	Factor (dB/m)	Type
1		2473.680	94.396	62.010	N/A	N/A	32.386	PK
2	*	2479.784	77.317	44.933	N/A	N/A	32.384	PK
3		2483.500	53.300	20.918	-20.700	74.000	32.382	PK
4		2486.168	60.044	27.663	-13.956	74.000	32.381	PK

Note 1: " * ", means this data is the worst emission level.

Note 2: Measure Level (dBμV/m) = Reading Level (dBμV) + Factor (dB/m).

Note 3: Factor (dB/m) = Cable Loss (dB) + Antenna Factor (dB/m).

Site: WZ-AC2	Test Date: 2024-06-05
Limit: FCC_2.4G_RE(3m)	Engineer: Bob Zhang
Probe: BBHA9120D_1457_1-18GHz	Polarity: Horizontal
EUT: ACCESS POINT	Power: AC 120V/60Hz
Test Mode: Transmit at Ant 6 - Filter 1# - 2474MHz Ant 3 - Filter 9# - 2480MHz	

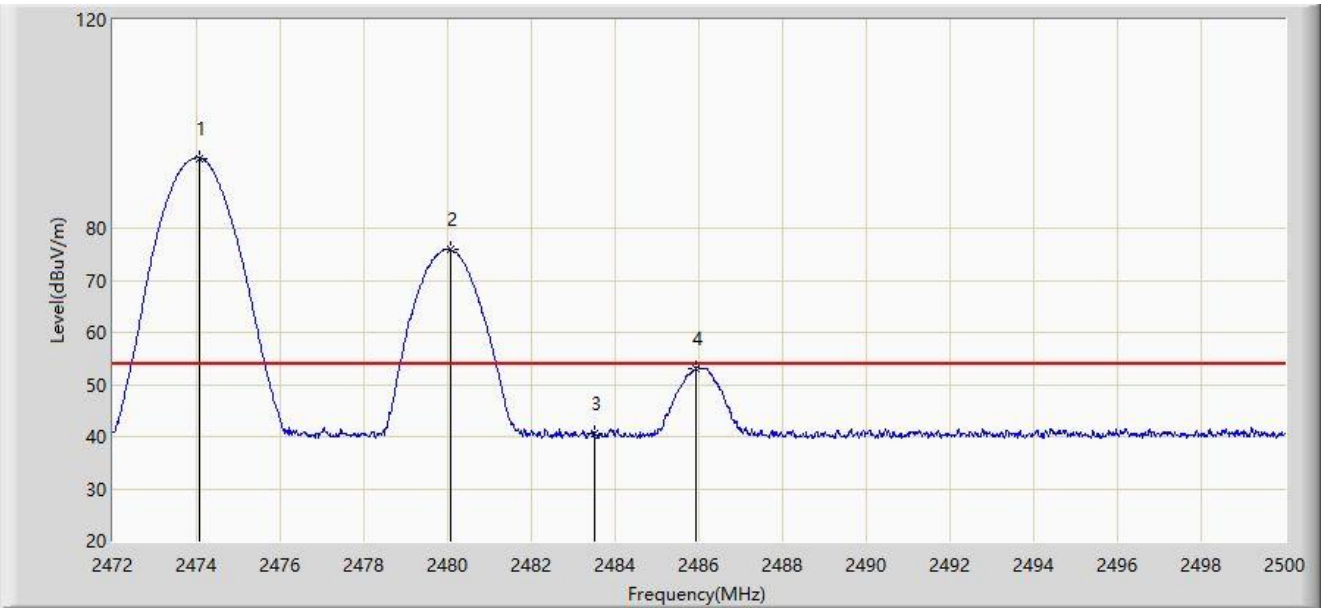

No	Mark	Frequency (MHz)	Measure Level (dBμV/m)	Reading Level (dBμV)	Margin (dB)	Limit (dBμV/m)	Factor (dB/m)	Type
1		2474.072	93.477	61.090	N/A	N/A	32.387	AV
2	*	2480.078	75.846	43.462	N/A	N/A	32.384	AV
3		2483.500	40.674	8.292	-13.326	54.000	32.382	AV
4		2485.916	53.084	20.703	-0.916	54.000	32.381	AV

Note 1: " * ", means this data is the worst emission level.

Note 2: Measure Level (dBμV/m) = Reading Level (dBμV) + Factor (dB/m).

Note 3: Factor (dB/m) = Cable Loss (dB) + Antenna Factor (dB/m).

Site: WZ-AC2	Test Date: 2024-06-05
Limit: FCC_2.4G_RE(3m)	Engineer: Bob Zhang
Probe: BBHA9120D_1457_1-18GHz	Polarity: Vertical
EUT: ACCESS POINT	Power: AC 120V/60Hz
Test Mode: Transmit at Ant 6 - Filter 1# - 2474MHz Ant 3 - Filter 9# - 2480MHz	

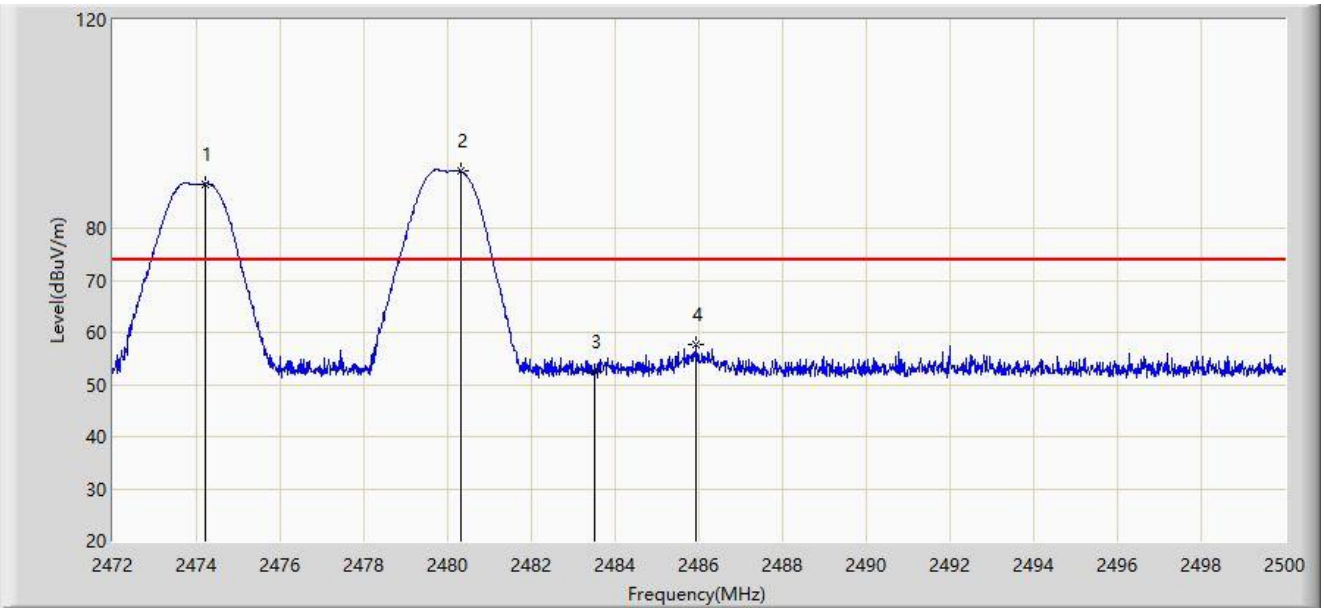

No	Mark	Frequency (MHz)	Measure Level (dBμV/m)	Reading Level (dBμV)	Margin (dB)	Limit (dBμV/m)	Factor (dB/m)	Type
1	*	2474.212	88.507	56.120	N/A	N/A	32.387	PK
2		2480.302	91.002	58.618	N/A	N/A	32.384	PK
3		2483.500	52.560	20.178	-21.440	74.000	32.382	PK
4		2485.944	57.700	25.319	-16.300	74.000	32.381	PK

Note 1: " * ", means this data is the worst emission level.

Note 2: Measure Level (dBμV/m) = Reading Level (dBμV) + Factor (dB/m).

Note 3: Factor (dB/m) = Cable Loss (dB) + Antenna Factor (dB/m).

Site: WZ-AC2	Test Date: 2024-06-05
Limit: FCC_2.4G_RE(3m)	Engineer: Bob Zhang
Probe: BBHA9120D_1457_1-18GHz	Polarity: Vertical
EUT: ACCESS POINT	Power: AC 120V/60Hz
Test Mode: Transmit at Ant 6 - Filter 1# - 2474MHz Ant 3 - Filter 9# - 2480MHz	

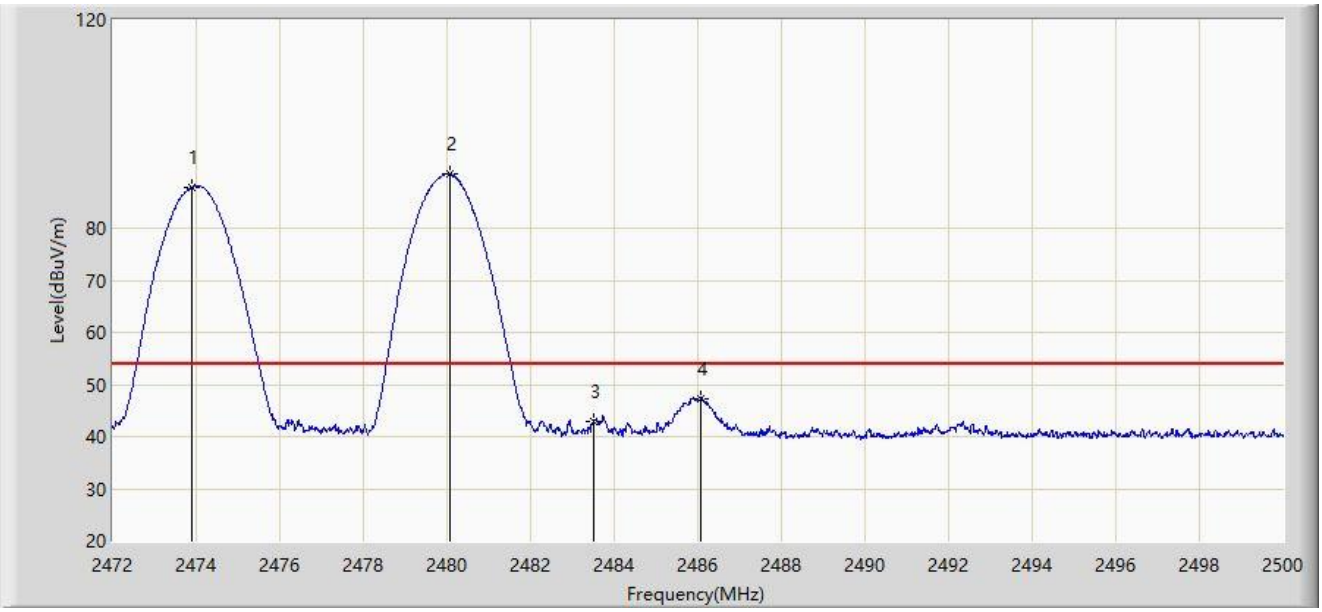

No	Mark	Frequency (MHz)	Measure Level (dBμV/m)	Reading Level (dBμV)	Margin (dB)	Limit (dBμV/m)	Factor (dB/m)	Type
1	*	2473.904	87.891	55.504	N/A	N/A	32.387	AV
2		2480.078	90.365	57.981	N/A	N/A	32.384	AV
3		2483.500	42.788	10.406	-11.212	54.000	32.382	AV
4		2486.056	47.327	14.946	-6.673	54.000	32.381	AV

Note 1: " * ", means this data is the worst emission level.

Note 2: Measure Level (dBμV/m) = Reading Level (dBμV) + Factor (dB/m).

Note 3: Factor (dB/m) = Cable Loss (dB) + Antenna Factor (dB/m).

Site: WZ-AC2	Test Date: 2024-06-05
Limit: FCC_2.4G_RE(3m)	Engineer: Bob Zhang
Probe: BBHA9120D_1457_1-18GHz	Polarity: Horizontal
EUT: ACCESS POINT	Power: AC 120V/60Hz
Test Mode: Transmit at Ant 6 - Filter 1# - 2476MHz Ant 3 - Filter 9# - 2480MHz	

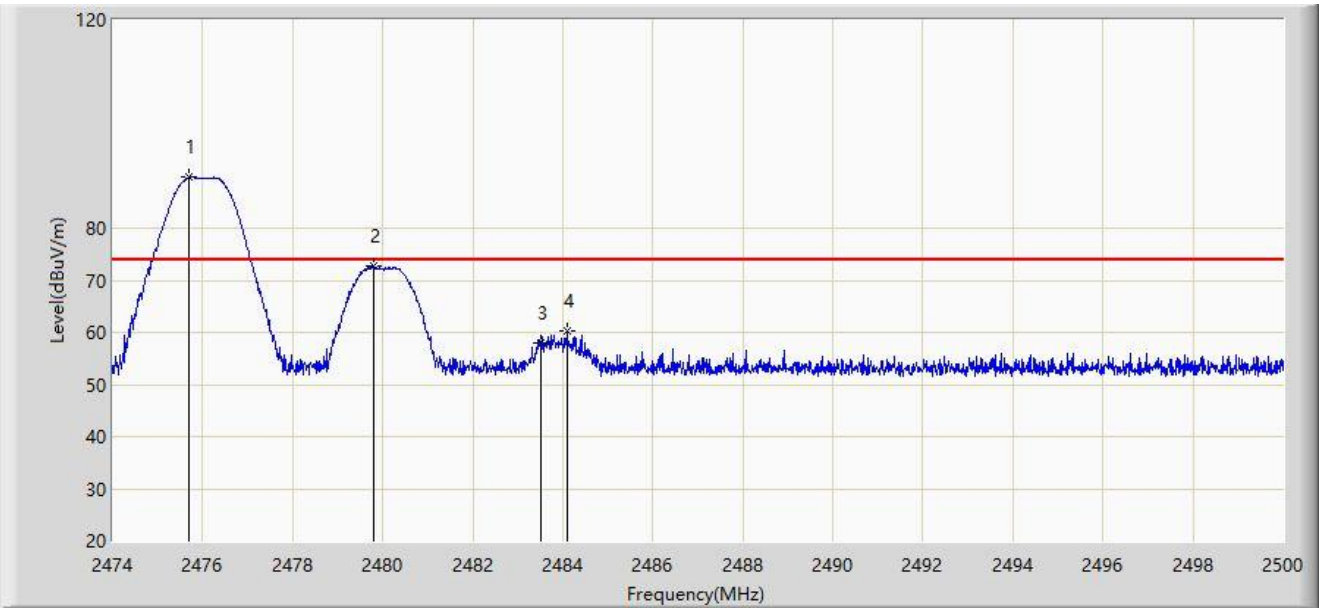

No	Mark	Frequency (MHz)	Measure Level (dBμV/m)	Reading Level (dBμV)	Margin (dB)	Limit (dBμV/m)	Factor (dB/m)	Type
1		2475.690	89.729	57.343	N/A	N/A	32.386	PK
2	*	2479.785	72.701	40.317	N/A	N/A	32.384	PK
3		2483.500	57.844	25.462	-16.156	74.000	32.382	PK
4		2484.101	60.159	27.777	-13.841	74.000	32.382	PK

Note 1: " * ", means this data is the worst emission level.

Note 2: Measure Level (dBμV/m) = Reading Level (dBμV) + Factor (dB/m).

Note 3: Factor (dB/m) = Cable Loss (dB) + Antenna Factor (dB/m).

Site: WZ-AC2	Test Date: 2024-06-05
Limit: FCC_2.4G_RE(3m)	Engineer: Bob Zhang
Probe: BBHA9120D_1457_1-18GHz	Polarity: Horizontal
EUT: ACCESS POINT	Power: AC 120V/60Hz
Test Mode: Transmit at Ant 6 - Filter 1# - 2476MHz Ant 3 - Filter 9# - 2480MHz	

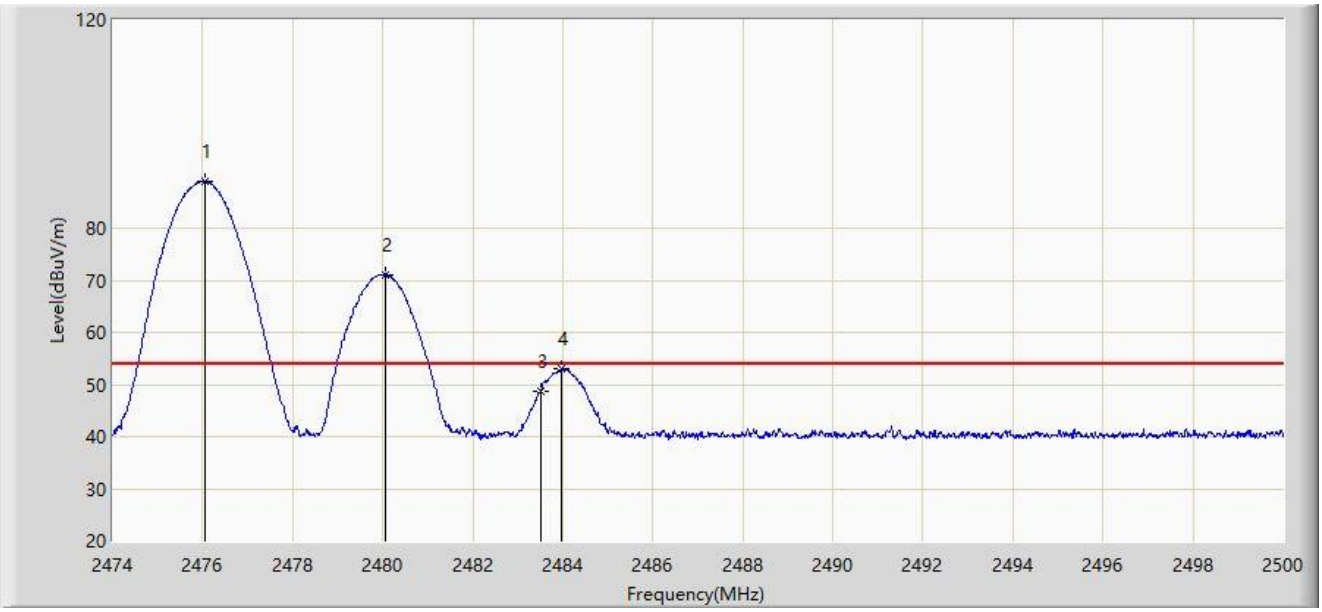

No	Mark	Frequency (MHz)	Measure Level (dBμV/m)	Reading Level (dBμV)	Margin (dB)	Limit (dBμV/m)	Factor (dB/m)	Type
1		2476.054	89.044	56.658	N/A	N/A	32.386	AV
2	*	2480.058	71.123	38.739	N/A	N/A	32.384	AV
3		2483.500	48.571	16.189	-5.429	54.000	32.382	AV
4		2483.984	53.097	20.715	-0.903	54.000	32.382	AV

Note 1: " * ", means this data is the worst emission level.

Note 2: Measure Level (dBμV/m) = Reading Level (dBμV) + Factor (dB/m).

Note 3: Factor (dB/m) = Cable Loss (dB) + Antenna Factor (dB/m).

Site: WZ-AC2	Test Date: 2024-06-05
Limit: FCC_2.4G_RE(3m)	Engineer: Bob Zhang
Probe: BBHA9120D_1457_1-18GHz	Polarity: Vertical
EUT: ACCESS POINT	Power: AC 120V/60Hz
Test Mode: Transmit at Ant 6 - Filter 1# - 2476MHz Ant 3 - Filter 9# - 2480MHz	

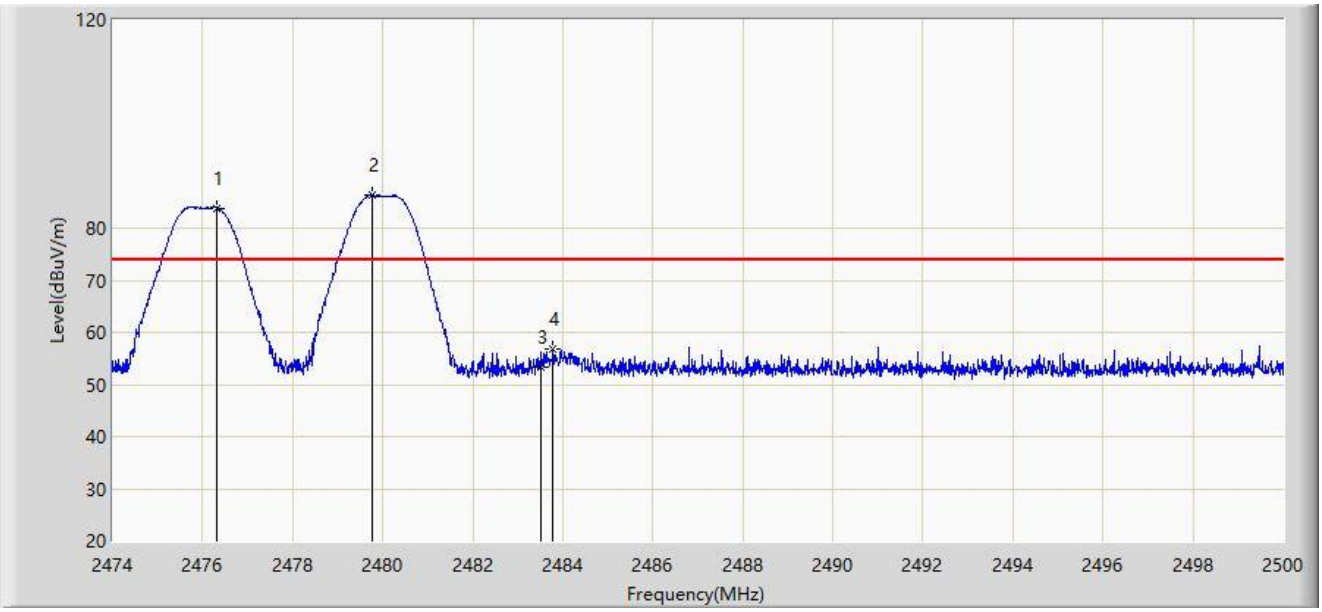

No	Mark	Frequency (MHz)	Measure Level (dBμV/m)	Reading Level (dBμV)	Margin (dB)	Limit (dBμV/m)	Factor (dB/m)	Type
1	*	2476.327	83.861	51.475	N/A	N/A	32.386	PK
2		2479.772	86.329	53.945	N/A	N/A	32.384	PK
3		2483.500	53.465	21.083	-20.535	74.000	32.382	PK
4		2483.789	56.828	24.446	-17.172	74.000	32.382	PK

Note 1: " * ", means this data is the worst emission level.

Note 2: Measure Level (dBμV/m) = Reading Level (dBμV) + Factor (dB/m).

Note 3: Factor (dB/m) = Cable Loss (dB) + Antenna Factor (dB/m).

Site: WZ-AC2	Test Date: 2024-06-05
Limit: FCC_2.4G_RE(3m)	Engineer: Bob Zhang
Probe: BBHA9120D_1457_1-18GHz	Polarity: Vertical
EUT: ACCESS POINT	Power: AC 120V/60Hz
Test Mode: Transmit at Ant 6 - Filter 1# - 2476MHz Ant 3 - Filter 9# - 2480MHz	

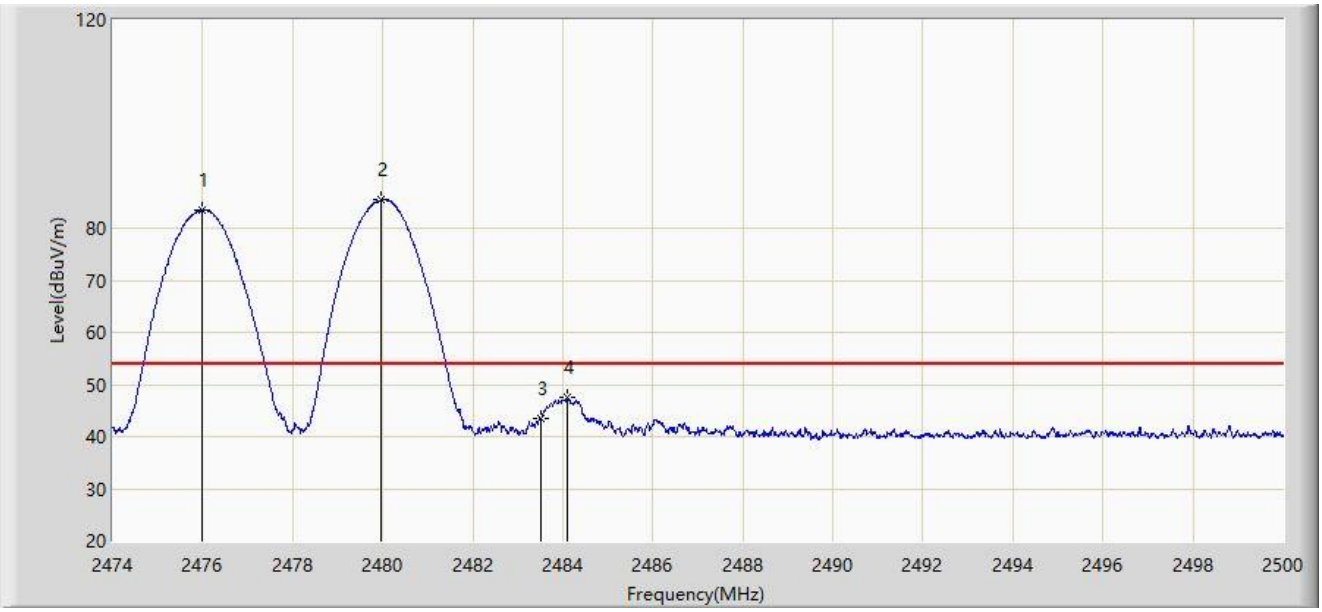

No	Mark	Frequency (MHz)	Measure Level (dBμV/m)	Reading Level (dBμV)	Margin (dB)	Limit (dBμV/m)	Factor (dB/m)	Type
1	*	2476.002	83.519	51.133	N/A	N/A	32.386	AV
2		2479.967	85.399	53.015	N/A	N/A	32.384	AV
3		2483.500	43.343	10.961	-10.657	54.000	32.382	AV
4		2484.101	47.517	15.135	-6.483	54.000	32.382	AV

Note 1: " * ", means this data is the worst emission level.

Note 2: Measure Level (dBμV/m) = Reading Level (dBμV) + Factor (dB/m).

Note 3: Factor (dB/m) = Cable Loss (dB) + Antenna Factor (dB/m).

Site: WZ-AC2	Test Date: 2024-06-05
Limit: FCC_2.4G_RE(3m)	Engineer: Bob Zhang
Probe: BBHA9120D_1457_1-18GHz	Polarity: Horizontal
EUT: ACCESS POINT	Power: AC 120V/60Hz
Test Mode: Transmit at Ant 6 - Filter 1# - 2478MHz Ant 3 - Filter 9# - 2480MHz	

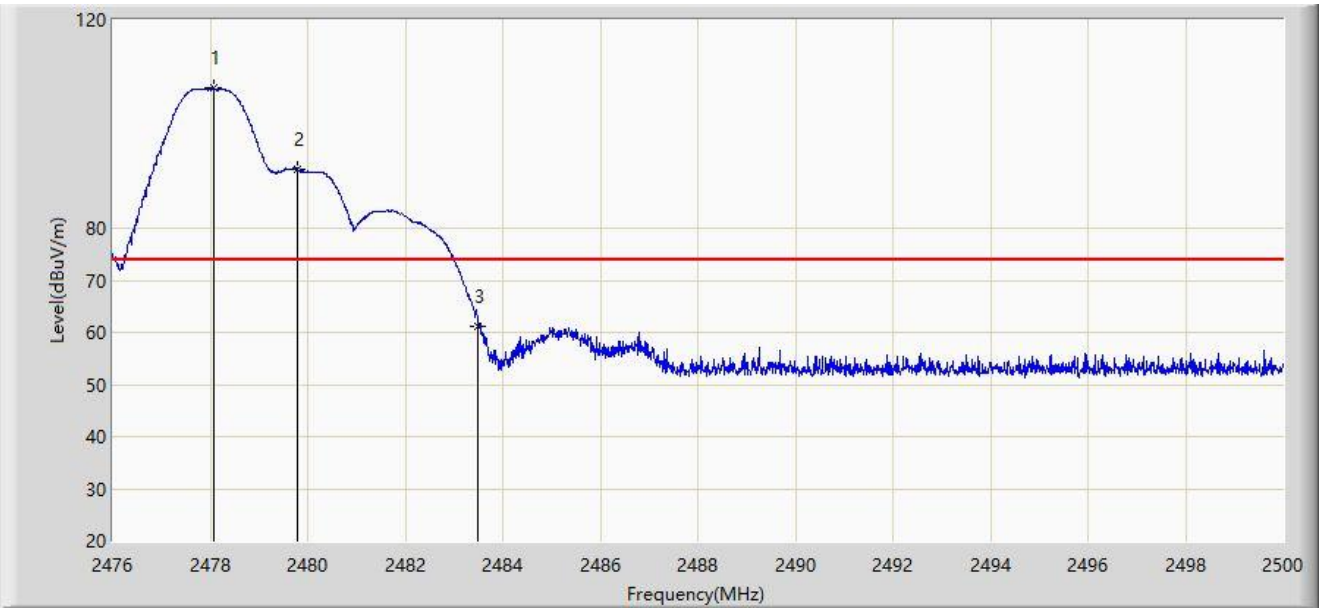

No	Mark	Frequency (MHz)	Measure Level (dBμV/m)	Reading Level (dBμV)	Margin (dB)	Limit (dBμV/m)	Factor (dB/m)	Type
1		2478.088	106.821	74.436	N/A	N/A	32.385	PK
2	*	2479.792	91.321	58.937	N/A	N/A	32.384	PK
3		2483.500	61.275	28.893	-12.725	74.000	32.382	PK

Note 1: " * ", means this data is the worst emission level.

Note 2: Measure Level (dBμV/m) = Reading Level (dBμV) + Factor (dB/m).

Note 3: Factor (dB/m) = Cable Loss (dB) + Antenna Factor (dB/m).

Site: WZ-AC2	Test Date: 2024-06-05
Limit: FCC_2.4G_RE(3m)	Engineer: Bob Zhang
Probe: BBHA9120D_1457_1-18GHz	Polarity: Horizontal
EUT: ACCESS POINT	Power: AC 120V/60Hz
Test Mode: Transmit at Ant 6 - Filter 1# - 2478MHz Ant 3 - Filter 9# - 2480MHz	

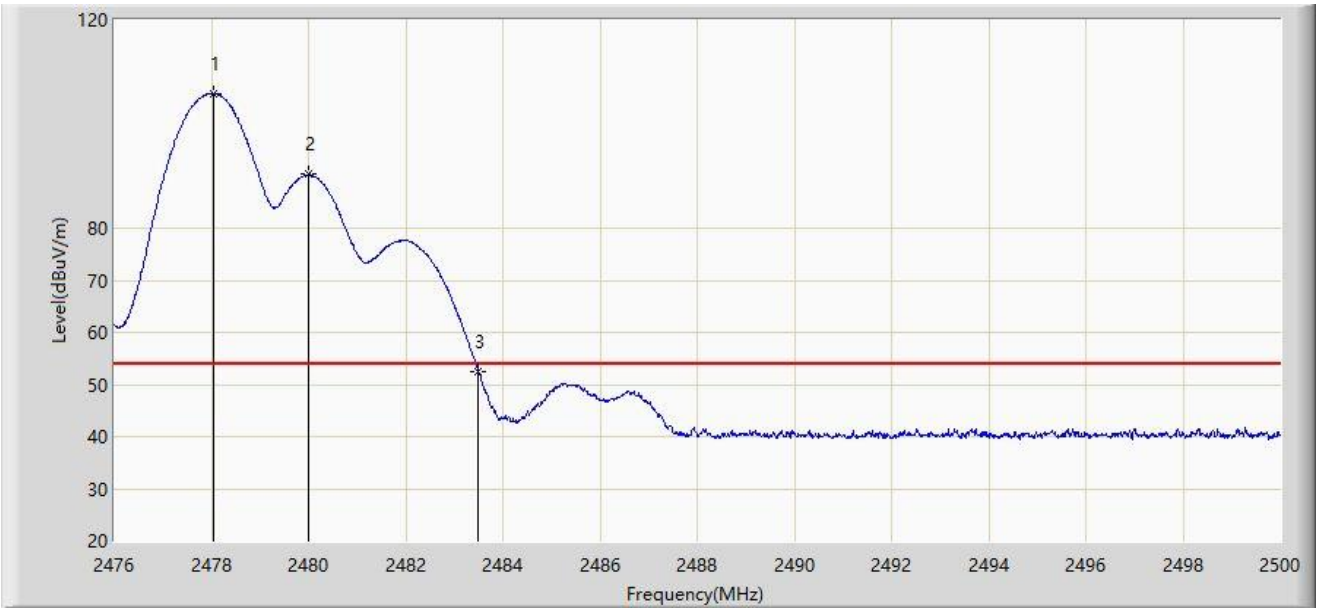

No	Mark	Frequency (MHz)	Measure Level (dBμV/m)	Reading Level (dBμV)	Margin (dB)	Limit (dBμV/m)	Factor (dB/m)	Type
1		2478.040	105.897	73.512	N/A	N/A	32.385	AV
2	*	2480.008	90.345	57.961	N/A	N/A	32.384	AV
3		2483.500	52.449	20.067	-1.551	54.000	32.382	AV

Note 1: " * ", means this data is the worst emission level.

Note 2: Measure Level (dBμV/m) = Reading Level (dBμV) + Factor (dB/m).

Note 3: Factor (dB/m) = Cable Loss (dB) + Antenna Factor (dB/m).

Site: WZ-AC2	Test Date: 2024-06-05
Limit: FCC_2.4G_RE(3m)	Engineer: Bob Zhang
Probe: BBHA9120D_1457_1-18GHz	Polarity: Vertical
EUT: ACCESS POINT	Power: AC 120V/60Hz
Test Mode: Transmit at Ant 6 - Filter 1# - 2478MHz Ant 3 - Filter 9# - 2480MHz	

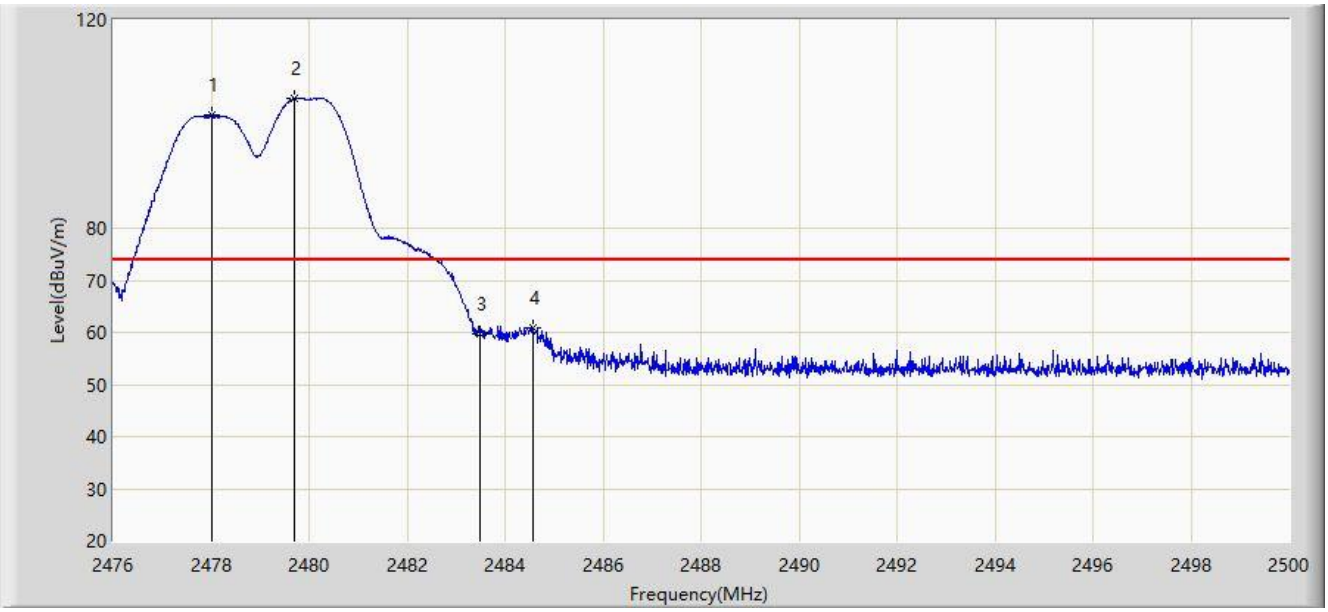

No	Mark	Frequency (MHz)	Measure Level (dBμV/m)	Reading Level (dBμV)	Margin (dB)	Limit (dBμV/m)	Factor (dB/m)	Type
1	*	2478.016	101.851	69.466	N/A	N/A	32.385	PK
2		2479.708	104.944	72.560	N/A	N/A	32.384	PK
3		2483.500	59.672	27.290	-14.328	74.000	32.382	PK
4		2484.568	60.921	28.539	-13.079	74.000	32.381	PK

Note 1: " * ", means this data is the worst emission level.

Note 2: Measure Level (dBμV/m) = Reading Level (dBμV) + Factor (dB/m).

Note 3: Factor (dB/m) = Cable Loss (dB) + Antenna Factor (dB/m).

Site: WZ-AC2	Test Date: 2024-06-05
Limit: FCC_2.4G_RE(3m)	Engineer: Bob Zhang
Probe: BBHA9120D_1457_1-18GHz	Polarity: Vertical
EUT: ACCESS POINT	Power: AC 120V/60Hz
Test Mode: Transmit at Ant 6 - Filter 1# - 2478MHz Ant 3 - Filter 9# - 2480MHz	

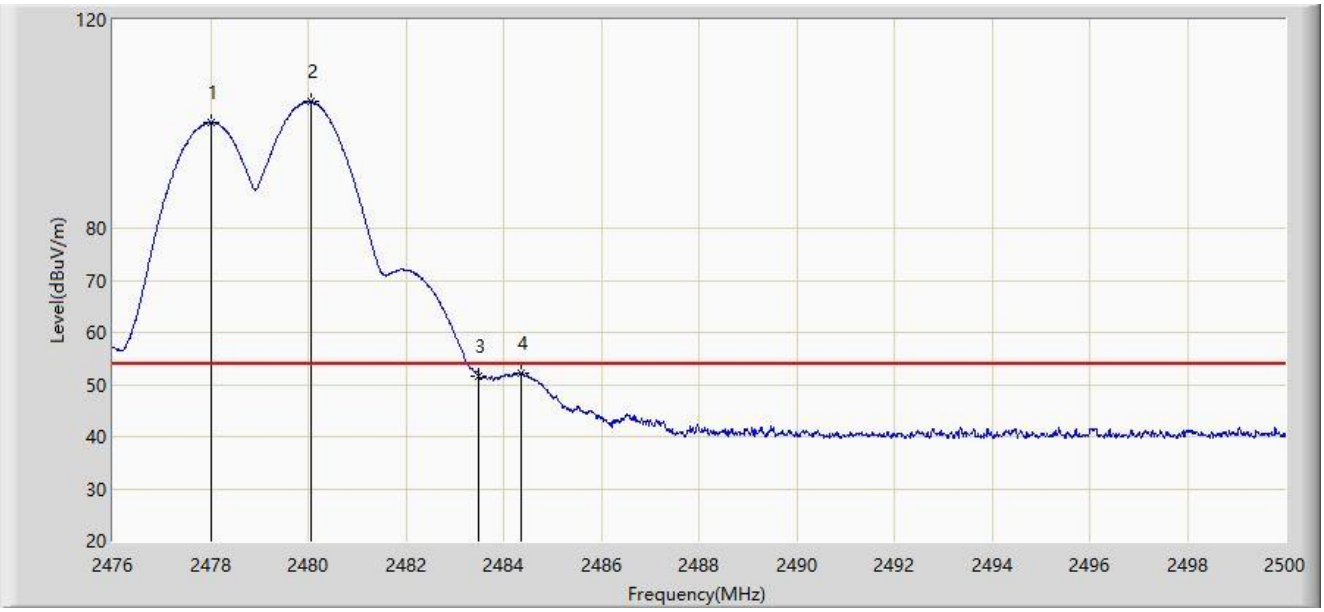

No	Mark	Frequency (MHz)	Measure Level (dBμV/m)	Reading Level (dBμV)	Margin (dB)	Limit (dBμV/m)	Factor (dB/m)	Type
1	*	2478.004	100.301	67.916	N/A	N/A	32.385	AV
2		2480.056	104.237	71.853	N/A	N/A	32.384	AV
3		2483.500	51.668	19.286	-2.332	54.000	32.382	AV
4		2484.352	52.267	19.885	-1.733	54.000	32.382	AV

Note 1: " * ", means this data is the worst emission level.

Note 2: Measure Level (dBμV/m) = Reading Level (dBμV) + Factor (dB/m).

Note 3: Factor (dB/m) = Cable Loss (dB) + Antenna Factor (dB/m).

Site: WZ-AC2	Test Date: 2024-06-05
Limit: FCC_2.4G_RE(3m)	Engineer: Bob Zhang
Probe: BBHA9120D_1457_1-18GHz	Polarity: Horizontal
EUT: ACCESS POINT	Power: AC 120V/60Hz
Test Mode: Transmit at Ant 6 - Filter 2# - 2402MHz Ant 3 - Filter 7# - 2480MHz	

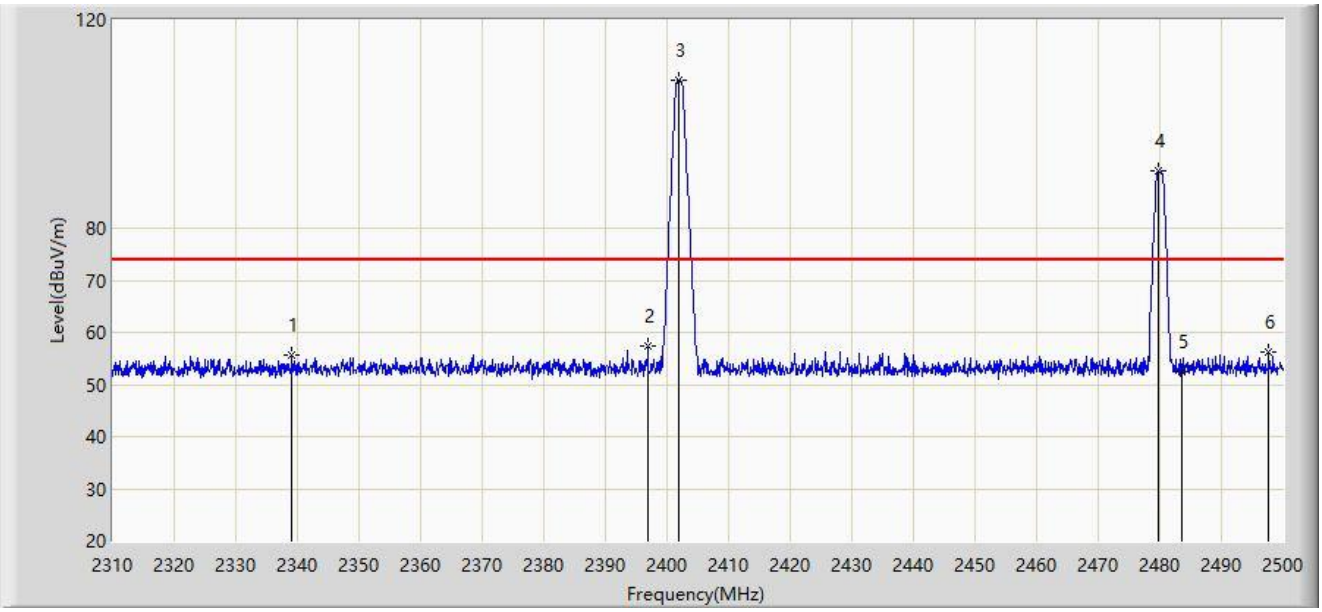

No	Mark	Frequency (MHz)	Measure Level (dBµV/m)	Reading Level (dBµV)	Margin (dB)	Limit (dBµV/m)	Factor (dB/m)	Type
1		2339.165	55.756	22.983	-18.244	74.000	32.773	PK
2		2396.925	57.269	24.765	-16.731	74.000	32.504	PK
3		2401.865	108.439	75.950	N/A	N/A	32.489	PK
4	*	2479.765	90.989	58.605	N/A	N/A	32.384	PK
5		2483.500	52.580	20.198	-21.420	74.000	32.382	PK
6		2497.720	56.186	23.788	-17.814	74.000	32.398	PK

Note 1: " * ", means this data is the worst emission level.

Note 2: Measure Level (dBµV/m) = Reading Level (dBµV) + Factor (dB/m).

Note 3: Factor (dB/m) = Cable Loss (dB) + Antenna Factor (dB/m).

Site: WZ-AC2	Test Date: 2024-06-05
Limit: FCC_2.4G_RE(3m)	Engineer: Bob Zhang
Probe: BBHA9120D_1457_1-18GHz	Polarity: Horizontal
EUT: ACCESS POINT	Power: AC 120V/60Hz
Test Mode: Transmit at Ant 6 - Filter 2# - 2402MHz Ant 3 - Filter 7# - 2480MHz	

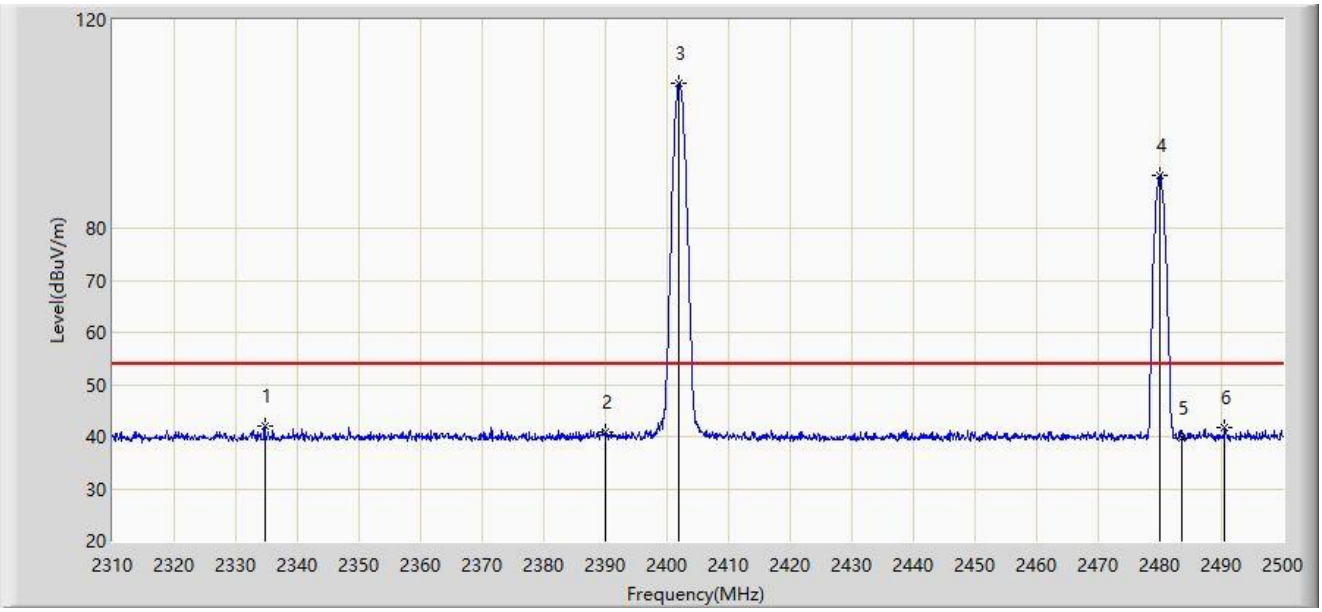

No	Mark	Frequency (MHz)	Measure Level (dBμV/m)	Reading Level (dBμV)	Margin (dB)	Limit (dBμV/m)	Factor (dB/m)	Type
1		2334.700	41.950	9.180	-12.050	54.000	32.770	AV
2		2390.000	40.751	8.225	-13.249	54.000	32.527	AV
3		2401.960	107.739	75.251	N/A	N/A	32.488	AV
4	*	2480.050	90.127	57.743	N/A	N/A	32.384	AV
5		2483.500	39.603	7.221	-14.397	54.000	32.382	AV
6		2490.595	41.713	9.334	-12.287	54.000	32.379	AV

Note 1: " * ", means this data is the worst emission level.

Note 2: Measure Level (dBμV/m) = Reading Level (dBμV) + Factor (dB/m).

Note 3: Factor (dB/m) = Cable Loss (dB) + Antenna Factor (dB/m).

Site: WZ-AC2	Test Date: 2024-06-05
Limit: FCC_2.4G_RE(3m)	Engineer: Bob Zhang
Probe: BBHA9120D_1457_1-18GHz	Polarity: Vertical
EUT: ACCESS POINT	Power: AC 120V/60Hz
Test Mode: Transmit at Ant 6 - Filter 2# - 2402MHz Ant 3 - Filter 7# - 2480MHz	

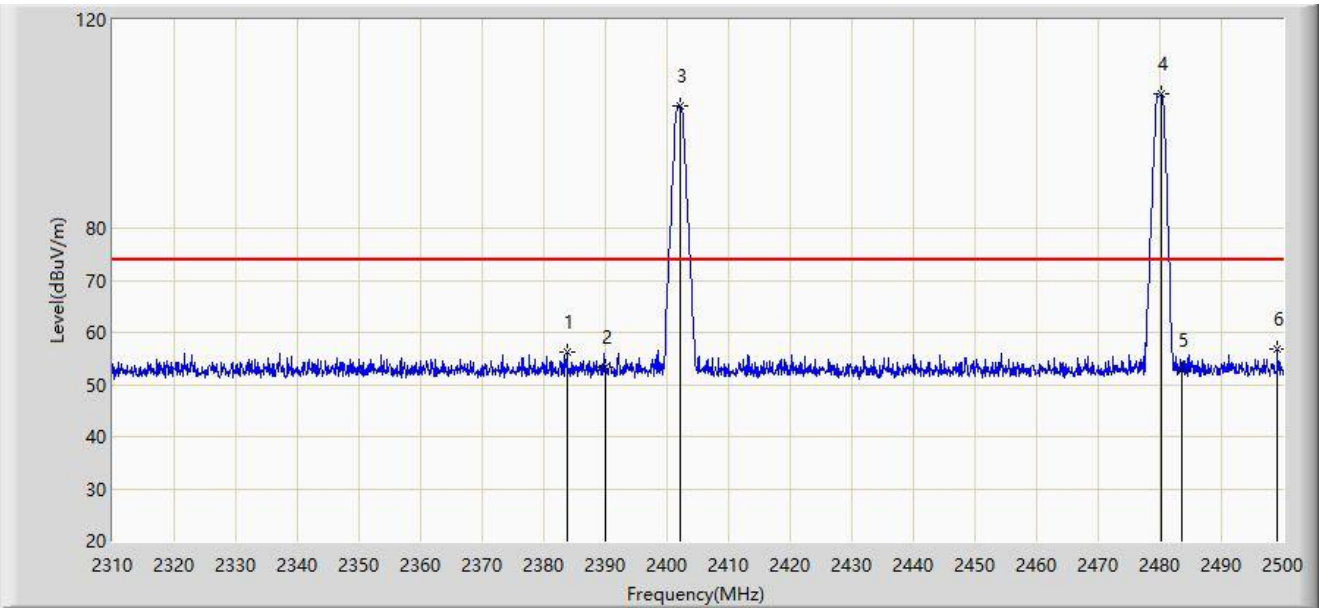

No	Mark	Frequency (MHz)	Measure Level (dBµV/m)	Reading Level (dBµV)	Margin (dB)	Limit (dBµV/m)	Factor (dB/m)	Type
1		2383.720	56.122	23.575	-17.878	74.000	32.547	PK
2		2390.000	53.300	20.774	-20.700	74.000	32.527	PK
3	*	2402.245	103.401	70.913	N/A	N/A	32.487	PK
4		2480.145	105.678	73.294	N/A	N/A	32.384	PK
5		2483.500	52.796	20.414	-21.204	74.000	32.382	PK
6		2499.145	56.905	24.501	-17.095	74.000	32.404	PK

Note 1: " * ", means this data is the worst emission level.

Note 2: Measure Level (dBµV/m) = Reading Level (dBµV) + Factor (dB/m).

Note 3: Factor (dB/m) = Cable Loss (dB) + Antenna Factor (dB/m).

Site: WZ-AC2	Test Date: 2024-06-05
Limit: FCC_2.4G_RE(3m)	Engineer: Bob Zhang
Probe: BBHA9120D_1457_1-18GHz	Polarity: Vertical
EUT: ACCESS POINT	Power: AC 120V/60Hz
Test Mode: Transmit at Ant 6 - Filter 2# - 2402MHz Ant 3 - Filter 7# - 2480MHz	

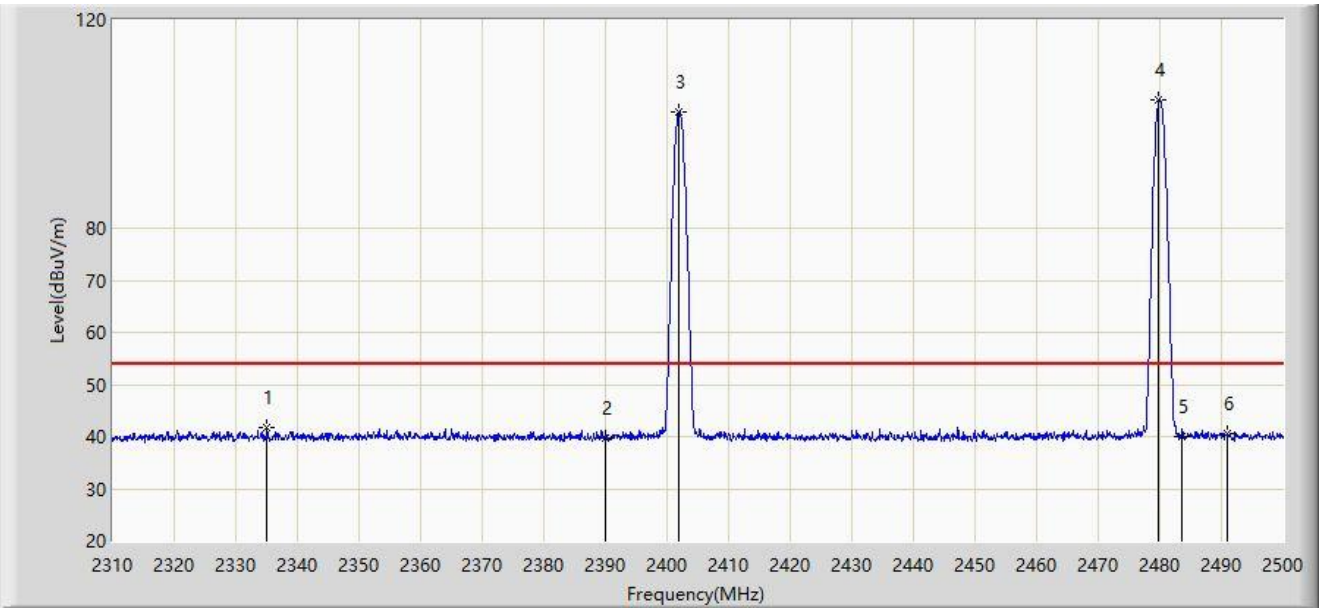

No	Mark	Frequency (MHz)	Measure Level (dBμV/m)	Reading Level (dBμV)	Margin (dB)	Limit (dBμV/m)	Factor (dB/m)	Type
1		2335.080	41.656	8.885	-12.344	54.000	32.771	AV
2		2390.000	39.842	7.316	-14.158	54.000	32.527	AV
3	*	2401.865	102.282	69.793	N/A	N/A	32.489	AV
4		2479.860	104.632	72.248	N/A	N/A	32.384	AV
5		2483.500	40.119	7.737	-13.881	54.000	32.382	AV
6		2490.880	40.663	8.284	-13.337	54.000	32.379	AV

Note 1: " * ", means this data is the worst emission level.

Note 2: Measure Level (dBμV/m) = Reading Level (dBμV) + Factor (dB/m).

Note 3: Factor (dB/m) = Cable Loss (dB) + Antenna Factor (dB/m).

Site: WZ-AC2	Test Date: 2024-06-05
Limit: FCC_2.4G_RE(3m)	Engineer: Bob Zhang
Probe: BBHA9120D_1457_1-18GHz	Polarity: Horizontal
EUT: ACCESS POINT	Power: AC 120V/60Hz
Test Mode: Transmit at Ant 6 - Filter 2# - 2402MHz Ant 3 - Filter 7# - 2404MHz	

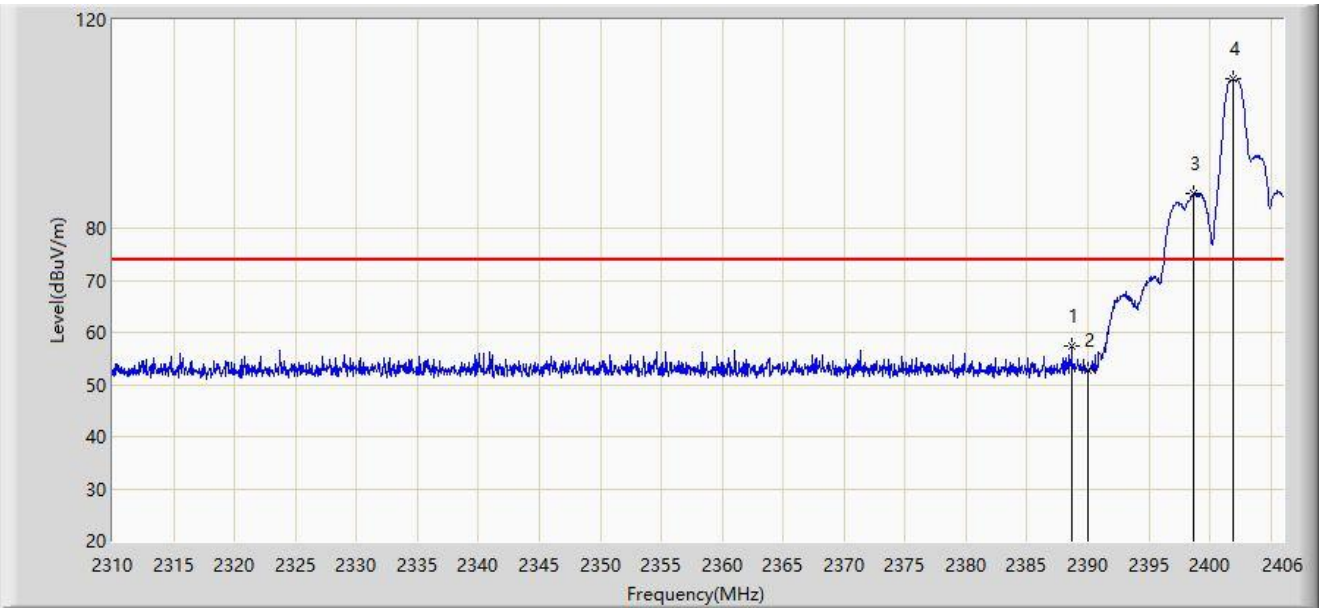

No	Mark	Frequency (MHz)	Measure Level (dBμV/m)	Reading Level (dBμV)	Margin (dB)	Limit (dBμV/m)	Factor (dB/m)	Type
1		2388.672	57.257	24.726	-16.743	74.000	32.530	PK
2		2390.000	52.833	20.307	-21.167	74.000	32.527	PK
3	*	2398.656	86.770	54.271	N/A	N/A	32.498	PK
4		2401.920	108.665	76.176	N/A	N/A	32.488	PK

Note 1: " * ", means this data is the worst emission level.

Note 2: Measure Level (dBμV/m) = Reading Level (dBμV) + Factor (dB/m).

Note 3: Factor (dB/m) = Cable Loss (dB) + Antenna Factor (dB/m).

Site: WZ-AC2	Test Date: 2024-06-05
Limit: FCC_2.4G_RE(3m)	Engineer: Bob Zhang
Probe: BBHA9120D_1457_1-18GHz	Polarity: Horizontal
EUT: ACCESS POINT	Power: AC 120V/60Hz
Test Mode: Transmit at Ant 6 - Filter 2# - 2402MHz Ant 3 - Filter 7# - 2404MHz	

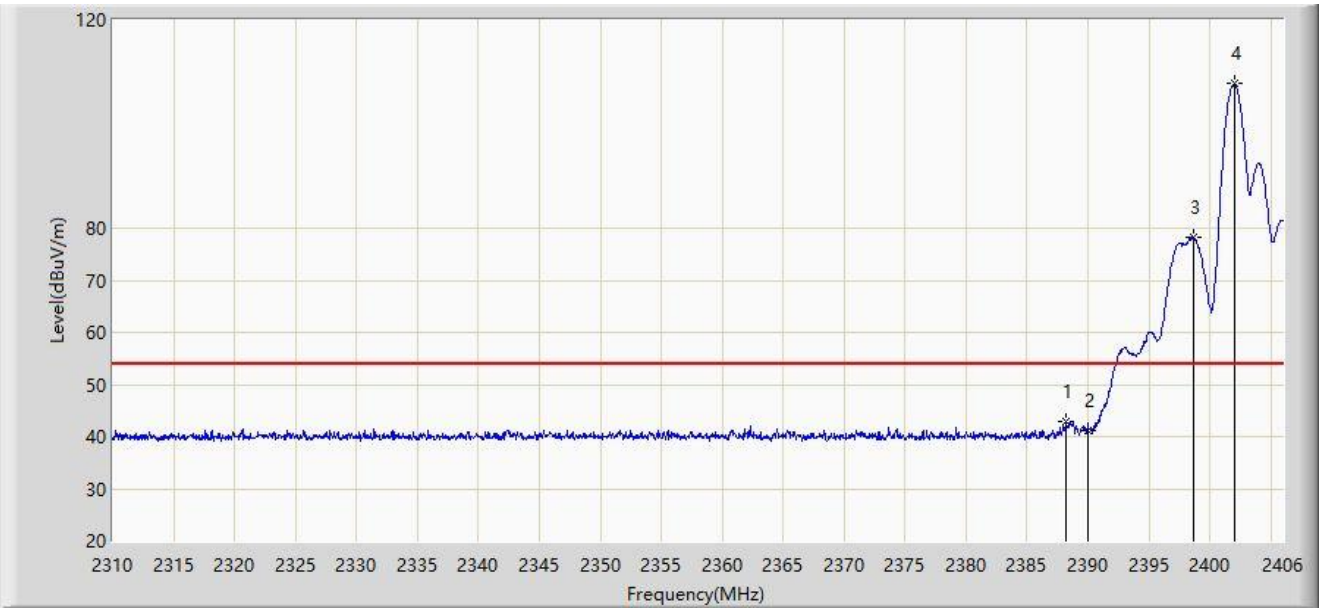

No	Mark	Frequency (MHz)	Measure Level (dBμV/m)	Reading Level (dBμV)	Margin (dB)	Limit (dBμV/m)	Factor (dB/m)	Type
1		2388.192	42.769	10.237	-11.231	54.000	32.532	AV
2		2390.000	41.191	8.665	-12.809	54.000	32.527	AV
3	*	2398.656	78.278	45.779	N/A	N/A	32.498	AV
4		2402.016	107.745	75.257	N/A	N/A	32.488	AV

Note 1: " * ", means this data is the worst emission level.

Note 2: Measure Level (dBμV/m) = Reading Level (dBμV) + Factor (dB/m).

Note 3: Factor (dB/m) = Cable Loss (dB) + Antenna Factor (dB/m).

Site: WZ-AC2	Test Date: 2024-06-05
Limit: FCC_2.4G_RE(3m)	Engineer: Bob Zhang
Probe: BBHA9120D_1457_1-18GHz	Polarity: Vertical
EUT: ACCESS POINT	Power: AC 120V/60Hz
Test Mode: Transmit at Ant 6 - Filter 2# - 2402MHz Ant 3 - Filter 7# - 2404MHz	

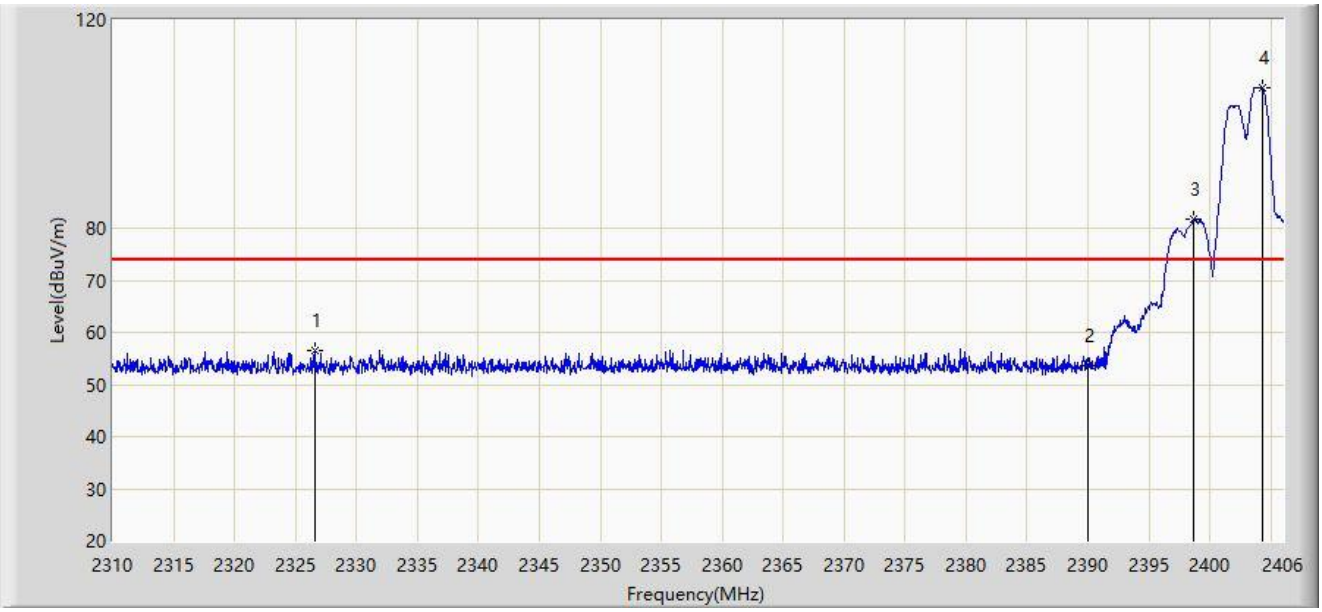

No	Mark	Frequency (MHz)	Measure Level (dBμV/m)	Reading Level (dBμV)	Margin (dB)	Limit (dBμV/m)	Factor (dB/m)	Type
1		2326.560	56.646	23.876	-17.354	74.000	32.770	PK
2		2390.000	53.496	20.970	-20.504	74.000	32.527	PK
3	*	2398.704	81.659	49.160	N/A	N/A	32.498	PK
4		2404.320	106.972	74.490	N/A	N/A	32.482	PK

Note 1: " * ", means this data is the worst emission level.

Note 2: Measure Level (dBμV/m) = Reading Level (dBμV) + Factor (dB/m).

Note 3: Factor (dB/m) = Cable Loss (dB) + Antenna Factor (dB/m).

Site: WZ-AC2	Test Date: 2024-06-05
Limit: FCC_2.4G_RE(3m)	Engineer: Bob Zhang
Probe: BBHA9120D_1457_1-18GHz	Polarity: Vertical
EUT: ACCESS POINT	Power: AC 120V/60Hz
Test Mode: Transmit at Ant 6 - Filter 2# - 2402MHz Ant 3 - Filter 7# - 2404MHz	

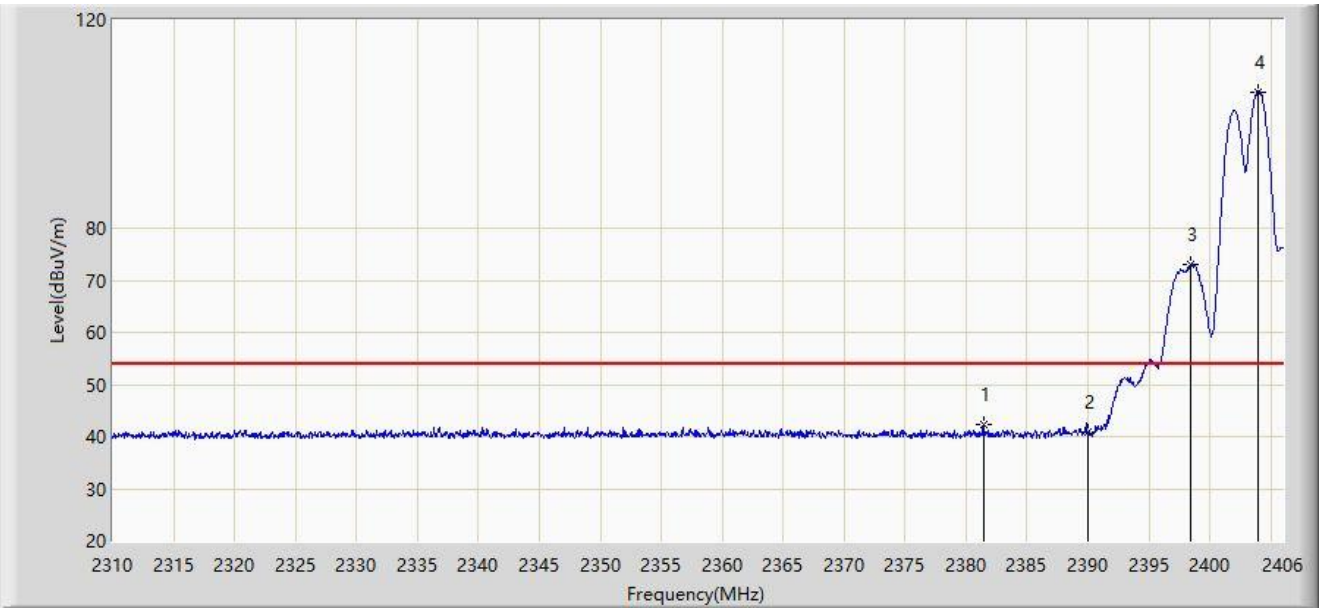

No	Mark	Frequency (MHz)	Measure Level (dBμV/m)	Reading Level (dBμV)	Margin (dB)	Limit (dBμV/m)	Factor (dB/m)	Type
1		2381.424	42.229	9.670	-11.771	54.000	32.559	AV
2		2390.000	40.739	8.213	-13.261	54.000	32.527	AV
3	*	2398.464	73.126	40.627	N/A	N/A	32.499	AV
4		2403.936	106.193	73.710	N/A	N/A	32.484	AV

Note 1: " * ", means this data is the worst emission level.

Note 2: Measure Level (dBμV/m) = Reading Level (dBμV) + Factor (dB/m).

Note 3: Factor (dB/m) = Cable Loss (dB) + Antenna Factor (dB/m).

Site: WZ-AC2	Test Date: 2024-06-05
Limit: FCC_2.4G_RE(3m)	Engineer: Bob Zhang
Probe: BBHA9120D_1457_1-18GHz	Polarity: Horizontal
EUT: ACCESS POINT	Power: AC 120V/60Hz
Test Mode: Transmit at Ant 6 - Filter 1# - 2480MHz Ant 3 - Filter 8# - 2402MHz	

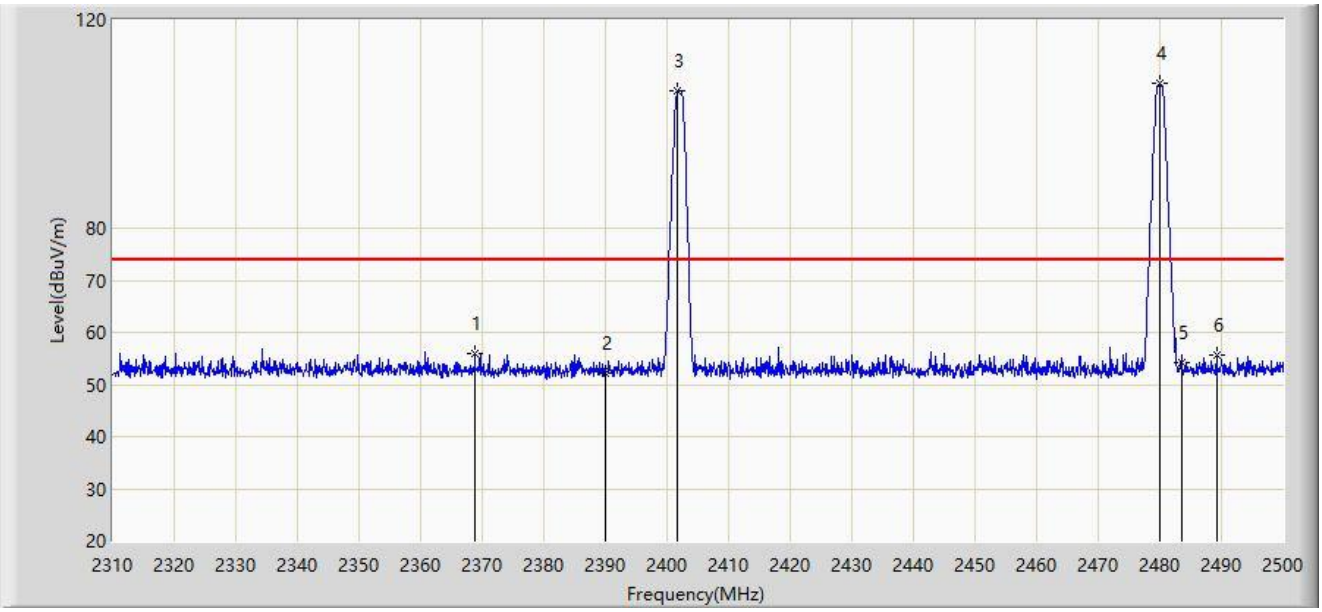

No	Mark	Frequency (MHz)	Measure Level (dBµV/m)	Reading Level (dBµV)	Margin (dB)	Limit (dBµV/m)	Factor (dB/m)	Type
1		2368.805	55.951	23.317	-18.049	74.000	32.634	PK
2		2390.000	52.266	19.740	-21.734	74.000	32.527	PK
3	*	2401.675	106.288	73.799	N/A	N/A	32.489	PK
4		2479.955	107.753	75.369	N/A	N/A	32.384	PK
5		2483.500	54.327	21.945	-19.673	74.000	32.382	PK
6		2489.170	55.745	23.365	-18.255	74.000	32.380	PK

Note 1: " * ", means this data is the worst emission level.

Note 2: Measure Level (dBµV/m) = Reading Level (dBµV) + Factor (dB/m).

Note 3: Factor (dB/m) = Cable Loss (dB) + Antenna Factor (dB/m).

Site: WZ-AC2	Test Date: 2024-06-05
Limit: FCC_2.4G_RE(3m)	Engineer: Bob Zhang
Probe: BBHA9120D_1457_1-18GHz	Polarity: Horizontal
EUT: ACCESS POINT	Power: AC 120V/60Hz
Test Mode: Transmit at Ant 6 - Filter 1# - 2480MHz Ant 3 - Filter 8# - 2402MHz	

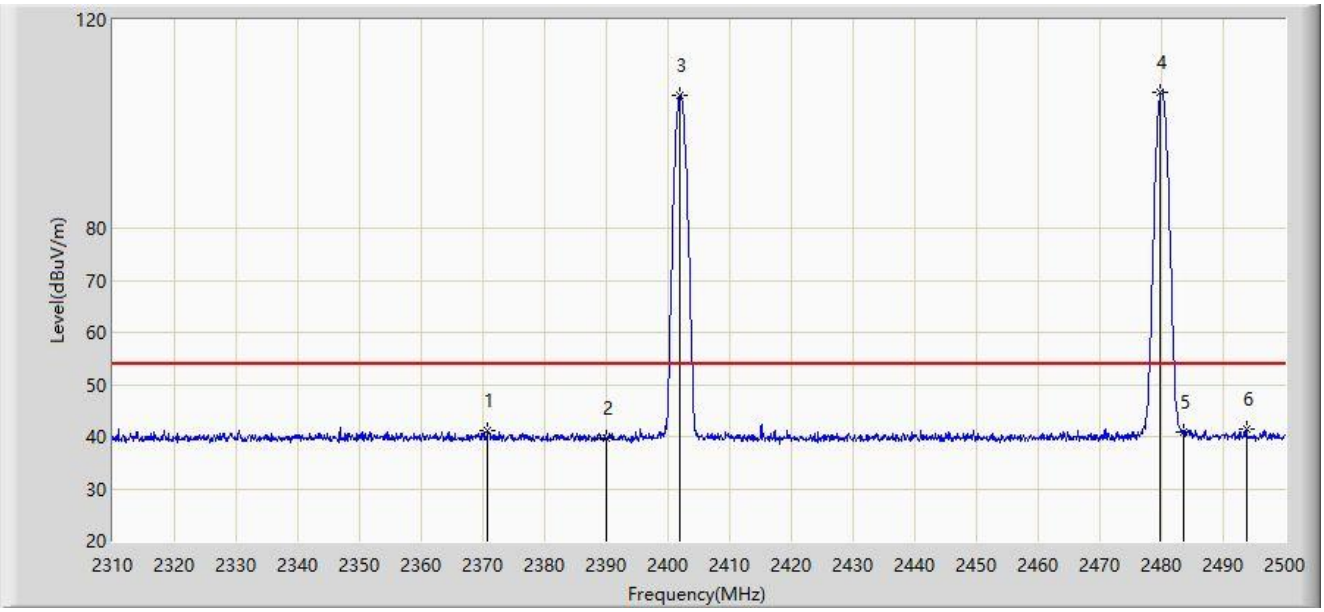

No	Mark	Frequency (MHz)	Measure Level (dBµV/m)	Reading Level (dBµV)	Margin (dB)	Limit (dBµV/m)	Factor (dB/m)	Type
1		2370.800	41.225	8.604	-12.775	54.000	32.621	AV
2		2390.000	39.739	7.213	-14.261	54.000	32.527	AV
3	*	2401.960	105.621	73.133	N/A	N/A	32.488	AV
4		2479.860	106.187	73.803	N/A	N/A	32.384	AV
5		2483.500	40.838	8.456	-13.162	54.000	32.382	AV
6		2493.730	41.584	9.200	-12.416	54.000	32.384	AV

Note 1: " * ", means this data is the worst emission level.

Note 2: Measure Level (dBµV/m) = Reading Level (dBµV) + Factor (dB/m).

Note 3: Factor (dB/m) = Cable Loss (dB) + Antenna Factor (dB/m).

Site: WZ-AC2	Test Date: 2024-06-05
Limit: FCC_2.4G_RE(3m)	Engineer: Bob Zhang
Probe: BBHA9120D_1457_1-18GHz	Polarity: Vertical
EUT: ACCESS POINT	Power: AC 120V/60Hz
Test Mode: Transmit at Ant 6 - Filter 1# - 2480MHz Ant 3 - Filter 8# - 2402MHz	

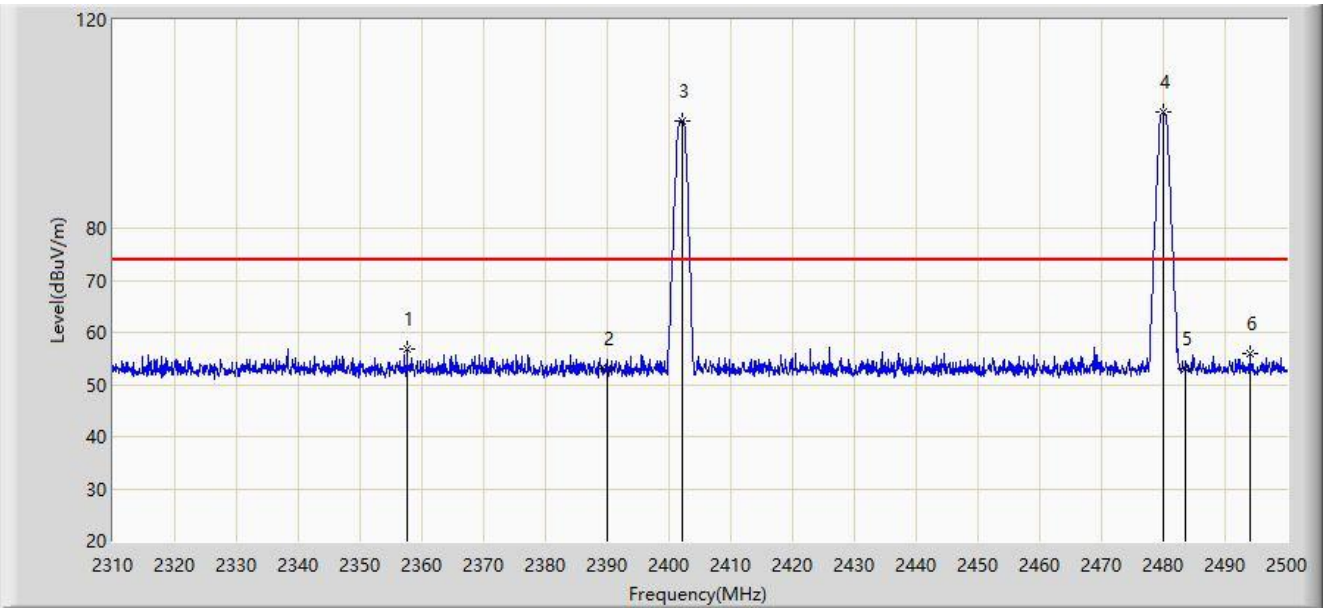

No	Mark	Frequency (MHz)	Measure Level (dBμV/m)	Reading Level (dBμV)	Margin (dB)	Limit (dBμV/m)	Factor (dB/m)	Type
1		2357.595	56.845	24.129	-17.155	74.000	32.716	PK
2		2390.000	52.933	20.407	-21.067	74.000	32.527	PK
3	*	2402.055	100.523	68.035	N/A	N/A	32.488	PK
4		2479.955	102.333	69.949	N/A	N/A	32.384	PK
5		2483.500	53.008	20.626	-20.992	74.000	32.382	PK
6		2494.015	55.993	23.608	-18.007	74.000	32.385	PK

Note 1: " * ", means this data is the worst emission level.

Note 2: Measure Level (dBμV/m) = Reading Level (dBμV) + Factor (dB/m).

Note 3: Factor (dB/m) = Cable Loss (dB) + Antenna Factor (dB/m).

Site: WZ-AC2	Test Date: 2024-06-05
Limit: FCC_2.4G_RE(3m)	Engineer: Bob Zhang
Probe: BBHA9120D_1457_1-18GHz	Polarity: Vertical
EUT: ACCESS POINT	Power: AC 120V/60Hz
Test Mode: Transmit at Ant 6 - Filter 1# - 2480MHz Ant 3 - Filter 8# - 2402MHz	

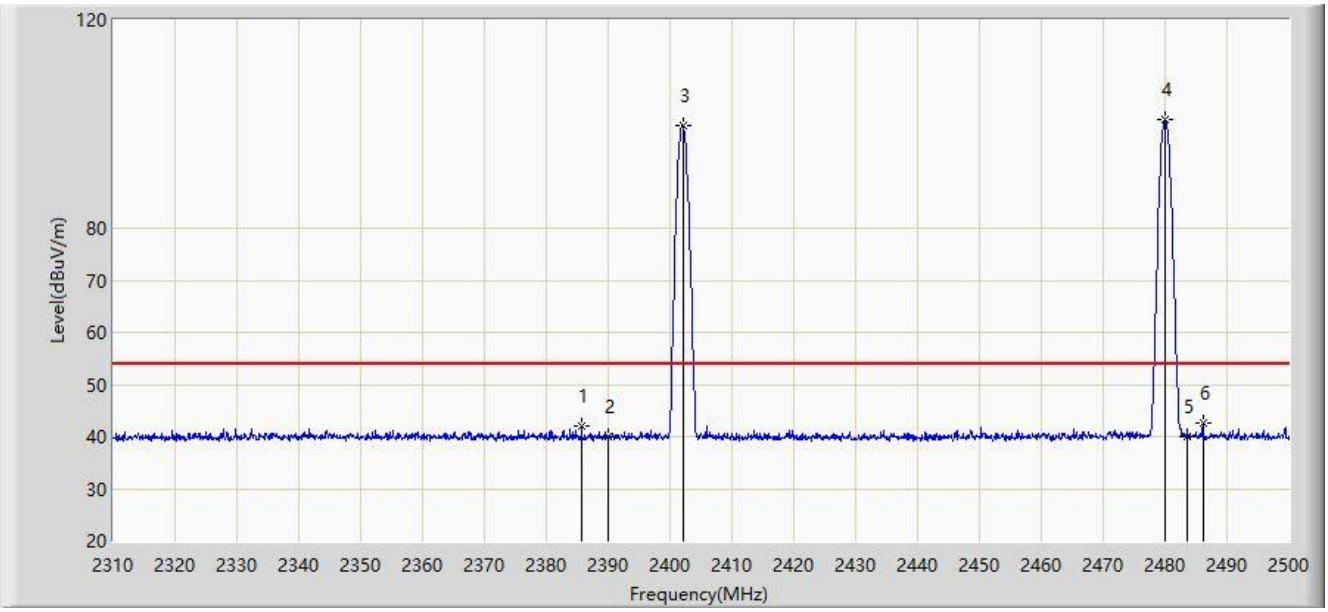

No	Mark	Frequency (MHz)	Measure Level (dBµV/m)	Reading Level (dBµV)	Margin (dB)	Limit (dBµV/m)	Factor (dB/m)	Type
1		2385.715	41.922	9.382	-12.078	54.000	32.540	AV
2		2390.000	39.867	7.341	-14.133	54.000	32.527	AV
3	*	2402.055	99.705	67.217	N/A	N/A	32.488	AV
4		2479.955	100.789	68.405	N/A	N/A	32.384	AV
5		2483.500	40.054	7.672	-13.946	54.000	32.382	AV
6		2486.130	42.485	10.104	-11.515	54.000	32.381	AV

Note 1: " * ", means this data is the worst emission level.

Note 2: Measure Level (dBµV/m) = Reading Level (dBµV) + Factor (dB/m).

Note 3: Factor (dB/m) = Cable Loss (dB) + Antenna Factor (dB/m).

Site: WZ-AC2	Test Date: 2024-06-05
Limit: FCC_2.4G_RE(3m)	Engineer: Bob Zhang
Probe: BBHA9120D_1457_1-18GHz	Polarity: Horizontal
EUT: ACCESS POINT	Power: AC 120V/60Hz
Test Mode: Transmit at Ant 6 - Filter 1# - 2404MHz Ant 3 - Filter 8# - 2402MHz	

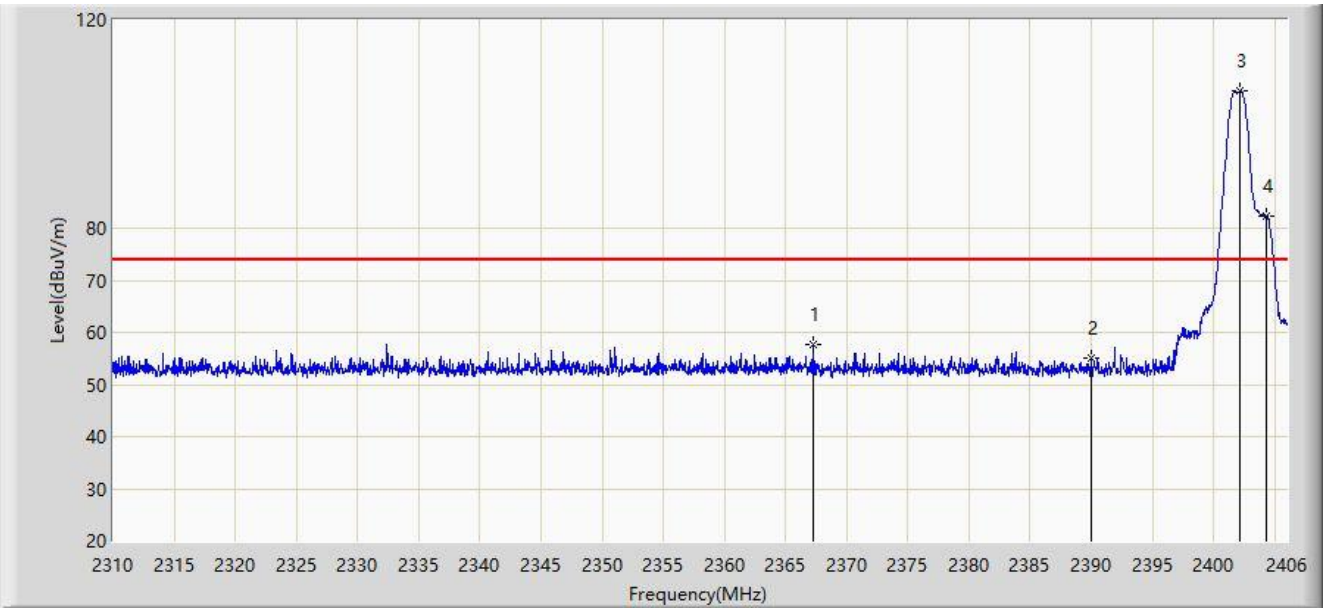

No	Mark	Frequency (MHz)	Measure Level (dBμV/m)	Reading Level (dBμV)	Margin (dB)	Limit (dBμV/m)	Factor (dB/m)	Type
1		2367.216	57.604	24.960	-16.396	74.000	32.644	PK
2		2390.000	55.045	22.519	-18.955	74.000	32.527	PK
3		2402.208	106.332	73.844	N/A	N/A	32.487	PK
4	*	2404.320	82.380	49.898	N/A	N/A	32.482	PK

Note 1: " * ", means this data is the worst emission level.

Note 2: Measure Level (dBμV/m) = Reading Level (dBμV) + Factor (dB/m).

Note 3: Factor (dB/m) = Cable Loss (dB) + Antenna Factor (dB/m).

Site: WZ-AC2	Test Date: 2024-06-05
Limit: FCC_2.4G_RE(3m)	Engineer: Bob Zhang
Probe: BBHA9120D_1457_1-18GHz	Polarity: Horizontal
EUT: ACCESS POINT	Power: AC 120V/60Hz
Test Mode: Transmit at Ant 6 - Filter 1# - 2404MHz Ant 3 - Filter 8# - 2402MHz	

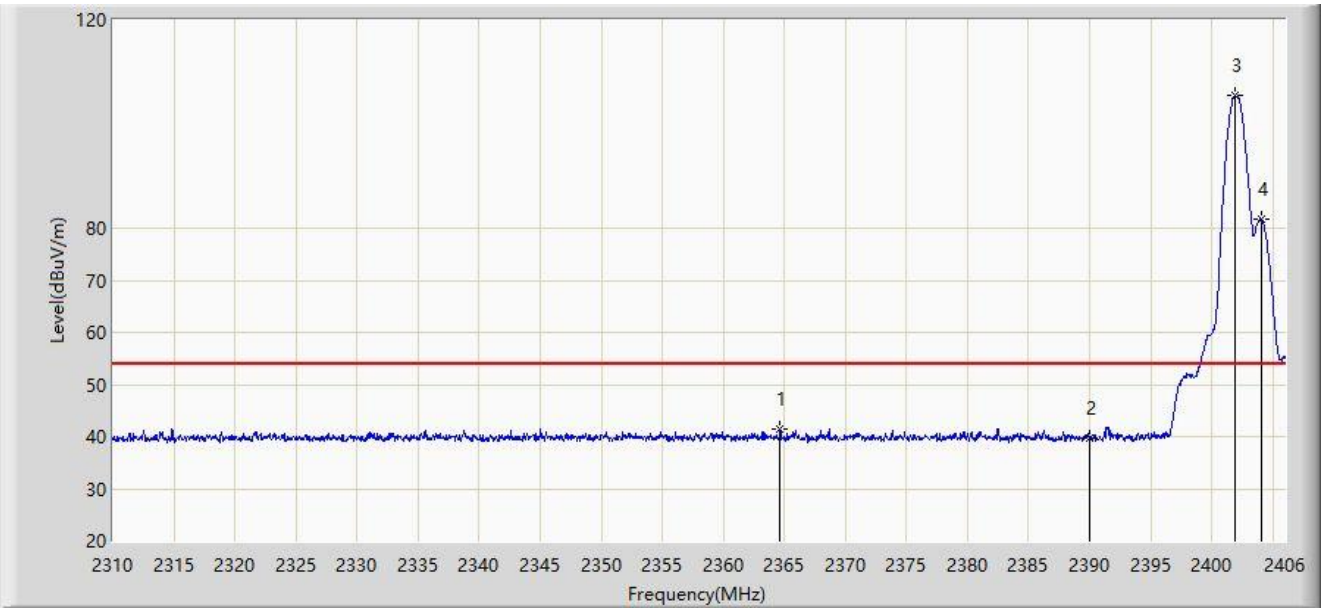

No	Mark	Frequency (MHz)	Measure Level (dBμV/m)	Reading Level (dBμV)	Margin (dB)	Limit (dBμV/m)	Factor (dB/m)	Type
1		2364.672	41.322	8.660	-12.678	54.000	32.663	AV
2		2390.000	39.716	7.190	-14.284	54.000	32.527	AV
3		2401.920	105.561	73.072	N/A	N/A	32.488	AV
4	*	2404.032	81.732	49.249	N/A	N/A	32.483	AV

Note 1: " * ", means this data is the worst emission level.

Note 2: Measure Level (dBμV/m) = Reading Level (dBμV) + Factor (dB/m).

Note 3: Factor (dB/m) = Cable Loss (dB) + Antenna Factor (dB/m).

Site: WZ-AC2	Test Date: 2024-06-05
Limit: FCC_2.4G_RE(3m)	Engineer: Bob Zhang
Probe: BBHA9120D_1457_1-18GHz	Polarity: Vertical
EUT: ACCESS POINT	Power: AC 120V/60Hz
Test Mode: Transmit at Ant 6 - Filter 1# - 2404MHz Ant 3 - Filter 8# - 2402MHz	

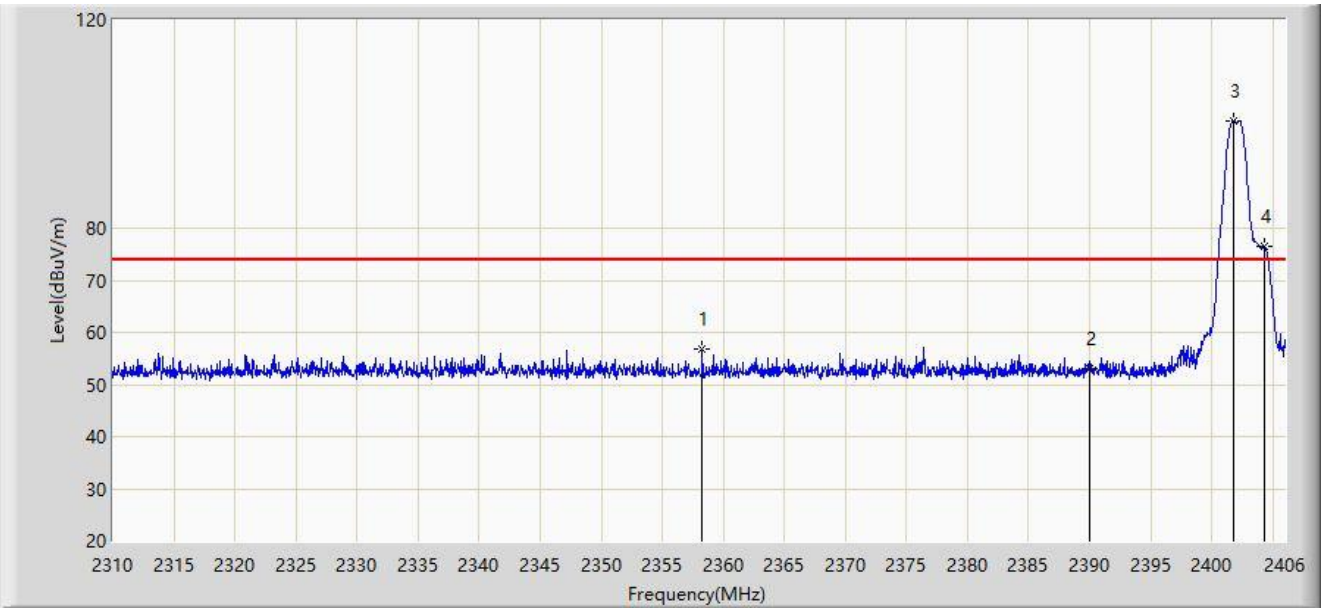

No	Mark	Frequency (MHz)	Measure Level (dBμV/m)	Reading Level (dBμV)	Margin (dB)	Limit (dBμV/m)	Factor (dB/m)	Type
1		2358.288	56.931	24.219	-17.069	74.000	32.712	PK
2		2390.000	52.959	20.433	-21.041	74.000	32.527	PK
3		2401.776	100.597	68.108	N/A	N/A	32.489	PK
4	*	2404.320	76.550	44.068	N/A	N/A	32.482	PK

Note 1: " * ", means this data is the worst emission level.

Note 2: Measure Level (dBμV/m) = Reading Level (dBμV) + Factor (dB/m).

Note 3: Factor (dB/m) = Cable Loss (dB) + Antenna Factor (dB/m).

Site: WZ-AC2	Test Date: 2024-06-05
Limit: FCC_2.4G_RE(3m)	Engineer: Bob Zhang
Probe: BBHA9120D_1457_1-18GHz	Polarity: Vertical
EUT: ACCESS POINT	Power: AC 120V/60Hz
Test Mode: Transmit at Ant 6 - Filter 1# - 2404MHz Ant 3 - Filter 8# - 2402MHz	

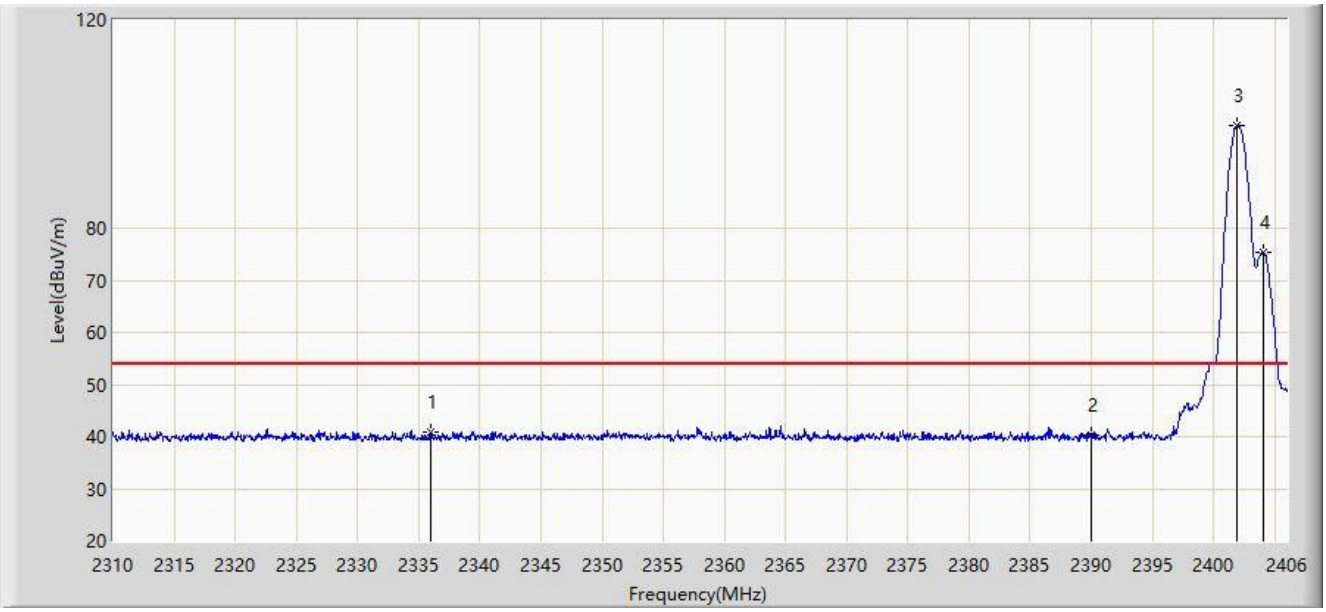

No	Mark	Frequency (MHz)	Measure Level (dBμV/m)	Reading Level (dBμV)	Margin (dB)	Limit (dBμV/m)	Factor (dB/m)	Type
1		2336.016	40.966	8.195	-13.034	54.000	32.771	AV
2		2390.000	40.299	7.773	-13.701	54.000	32.527	AV
3		2401.920	99.731	67.242	N/A	N/A	32.488	AV
4	*	2404.032	75.417	42.934	N/A	N/A	32.483	AV

Note 1: " * ", means this data is the worst emission level.

Note 2: Measure Level (dBμV/m) = Reading Level (dBμV) + Factor (dB/m).

Note 3: Factor (dB/m) = Cable Loss (dB) + Antenna Factor (dB/m).

Site: WZ-AC2	Test Date: 2024-06-05
Limit: FCC_2.4G_RE(3m)	Engineer: Bob Zhang
Probe: BBHA9120D_1457_1-18GHz	Polarity: Horizontal
EUT: ACCESS POINT	Power: AC 120V/60Hz
Test Mode: Transmit at Ant 6 - Filter 2# - 2402MHz Ant 3 - Filter 8# - 2404MHz	

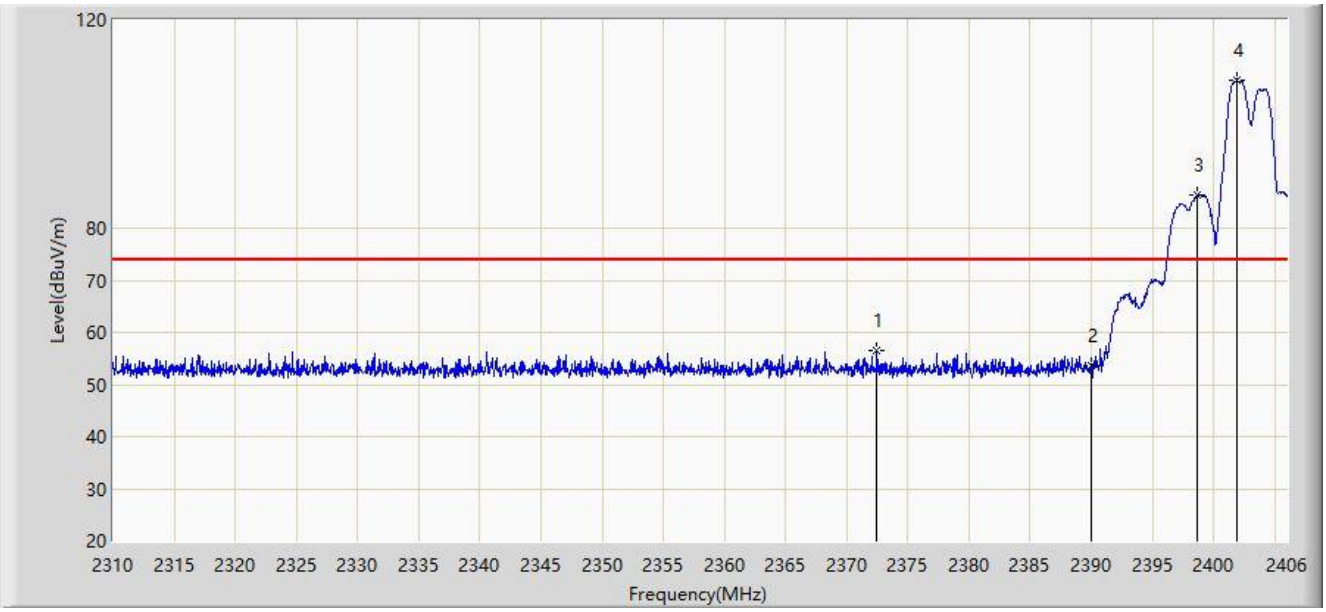

No	Mark	Frequency (MHz)	Measure Level (dBμV/m)	Reading Level (dBμV)	Margin (dB)	Limit (dBμV/m)	Factor (dB/m)	Type
1		2372.496	56.591	23.981	-17.409	74.000	32.611	PK
2		2390.000	53.497	20.971	-20.503	74.000	32.527	PK
3	*	2398.656	86.404	53.905	N/A	N/A	32.498	PK
4		2401.872	108.403	75.914	N/A	N/A	32.489	PK

Note 1: " * ", means this data is the worst emission level.

Note 2: Measure Level (dBμV/m) = Reading Level (dBμV) + Factor (dB/m).

Note 3: Factor (dB/m) = Cable Loss (dB) + Antenna Factor (dB/m).

Site: WZ-AC2	Test Date: 2024-06-05
Limit: FCC_2.4G_RE(3m)	Engineer: Bob Zhang
Probe: BBHA9120D_1457_1-18GHz	Polarity: Horizontal
EUT: ACCESS POINT	Power: AC 120V/60Hz
Test Mode: Transmit at Ant 6 - Filter 2# - 2402MHz Ant 3 - Filter 8# - 2404MHz	

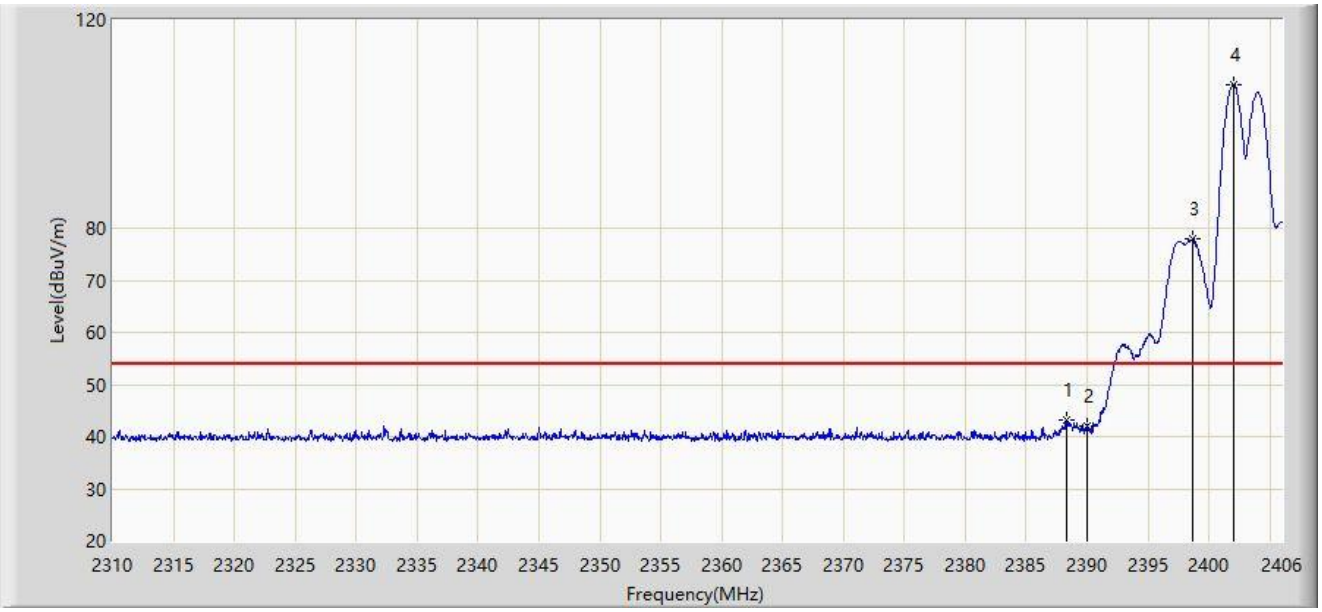

No	Mark	Frequency (MHz)	Measure Level (dBμV/m)	Reading Level (dBμV)	Margin (dB)	Limit (dBμV/m)	Factor (dB/m)	Type
1		2388.288	43.129	10.597	-10.871	54.000	32.531	AV
2		2390.000	42.066	9.540	-11.934	54.000	32.527	AV
3	*	2398.608	78.060	45.561	N/A	N/A	32.499	AV
4		2402.064	107.553	75.065	N/A	N/A	32.488	AV

Note 1: " * ", means this data is the worst emission level.

Note 2: Measure Level (dBμV/m) = Reading Level (dBμV) + Factor (dB/m).

Note 3: Factor (dB/m) = Cable Loss (dB) + Antenna Factor (dB/m).

Site: WZ-AC2	Test Date: 2024-06-05
Limit: FCC_2.4G_RE(3m)	Engineer: Bob Zhang
Probe: BBHA9120D_1457_1-18GHz	Polarity: Vertical
EUT: ACCESS POINT	Power: AC 120V/60Hz
Test Mode: Transmit at Ant 6 - Filter 2# - 2402MHz Ant 3 - Filter 8# - 2404MHz	

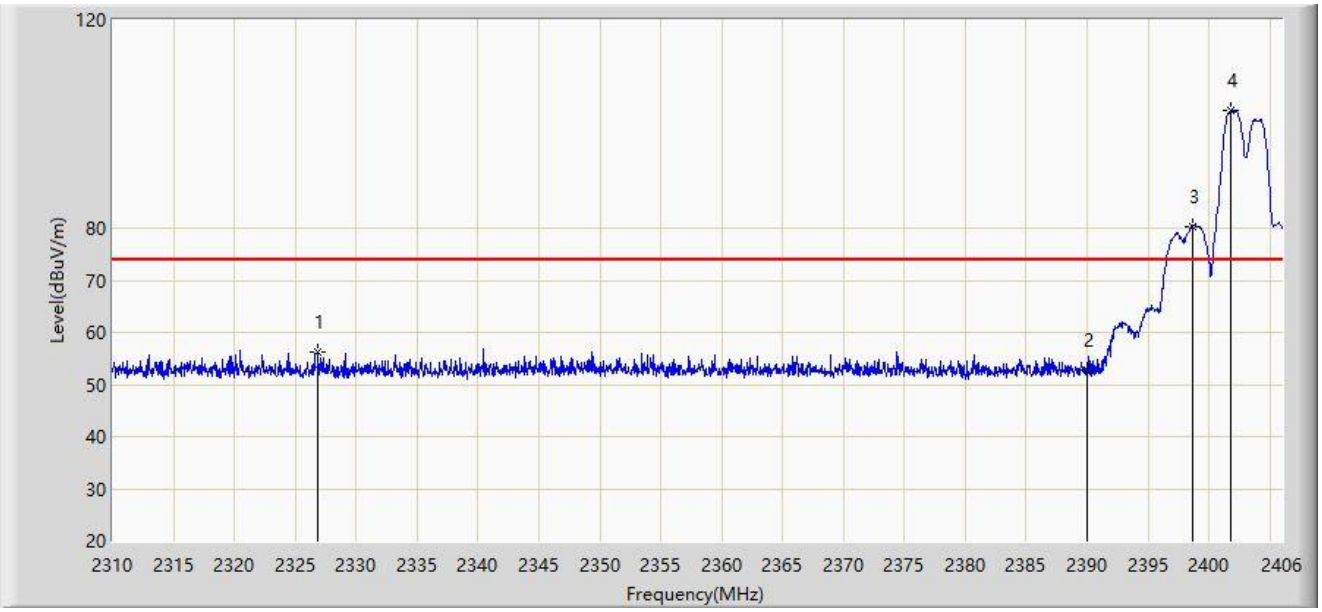

No	Mark	Frequency (MHz)	Measure Level (dBμV/m)	Reading Level (dBμV)	Margin (dB)	Limit (dBμV/m)	Factor (dB/m)	Type
1		2326.896	56.289	23.519	-17.711	74.000	32.770	PK
2		2390.000	52.681	20.155	-21.319	74.000	32.527	PK
3	*	2398.656	80.418	47.919	N/A	N/A	32.498	PK
4		2401.824	102.482	69.993	N/A	N/A	32.489	PK

Note 1: " * ", means this data is the worst emission level.

Note 2: Measure Level (dBμV/m) = Reading Level (dBμV) + Factor (dB/m).

Note 3: Factor (dB/m) = Cable Loss (dB) + Antenna Factor (dB/m).

Site: WZ-AC2	Test Date: 2024-06-05
Limit: FCC_2.4G_RE(3m)	Engineer: Bob Zhang
Probe: BBHA9120D_1457_1-18GHz	Polarity: Vertical
EUT: ACCESS POINT	Power: AC 120V/60Hz
Test Mode: Transmit at Ant 6 - Filter 2# - 2402MHz Ant 3 - Filter 8# - 2404MHz	

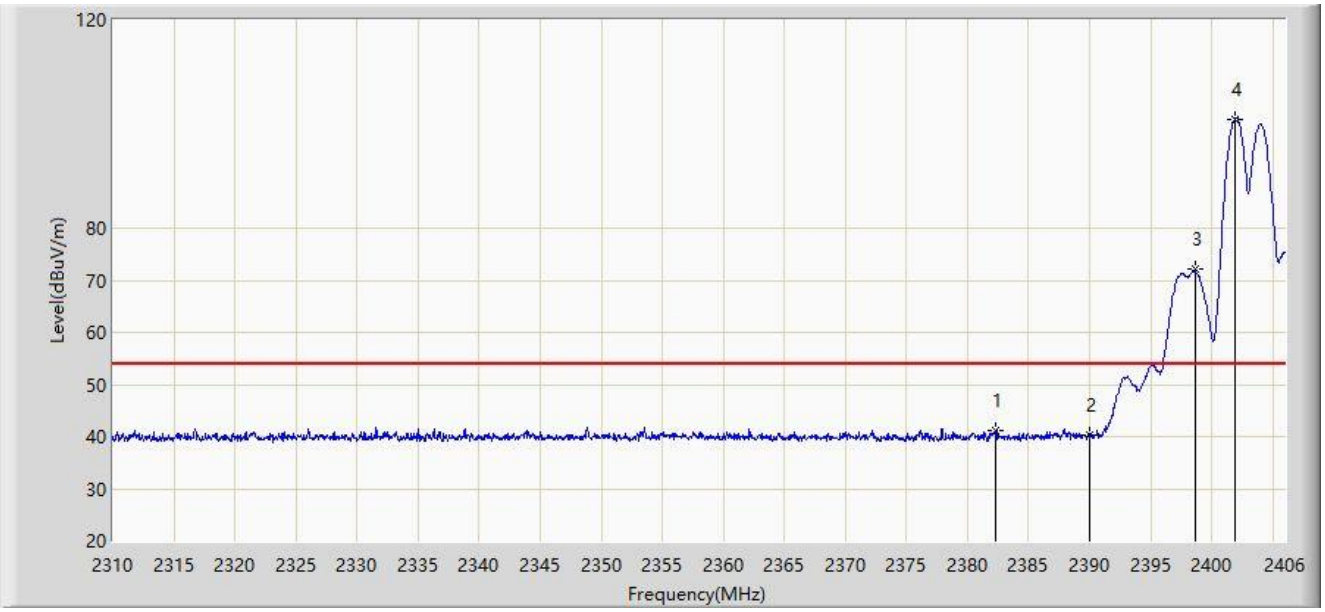

No	Mark	Frequency (MHz)	Measure Level (dBμV/m)	Reading Level (dBμV)	Margin (dB)	Limit (dBμV/m)	Factor (dB/m)	Type
1		2382.288	41.077	8.522	-12.923	54.000	32.555	AV
2		2390.000	40.320	7.794	-13.680	54.000	32.527	AV
3	*	2398.608	72.031	39.532	N/A	N/A	32.499	AV
4		2401.872	100.964	68.475	N/A	N/A	32.489	AV

Note 1: " * ", means this data is the worst emission level.

Note 2: Measure Level (dBμV/m) = Reading Level (dBμV) + Factor (dB/m).

Note 3: Factor (dB/m) = Cable Loss (dB) + Antenna Factor (dB/m).

Site: WZ-AC2	Test Date: 2024-06-05
Limit: FCC_2.4G_RE(3m)	Engineer: Bob Zhang
Probe: BBHA9120D_1457_1-18GHz	Polarity: Horizontal
EUT: ACCESS POINT	Power: AC 120V/60Hz
Test Mode: Transmit at Ant 6 - Filter 3# - 2480MHz Ant 3 - Filter 8# - 2402MHz	

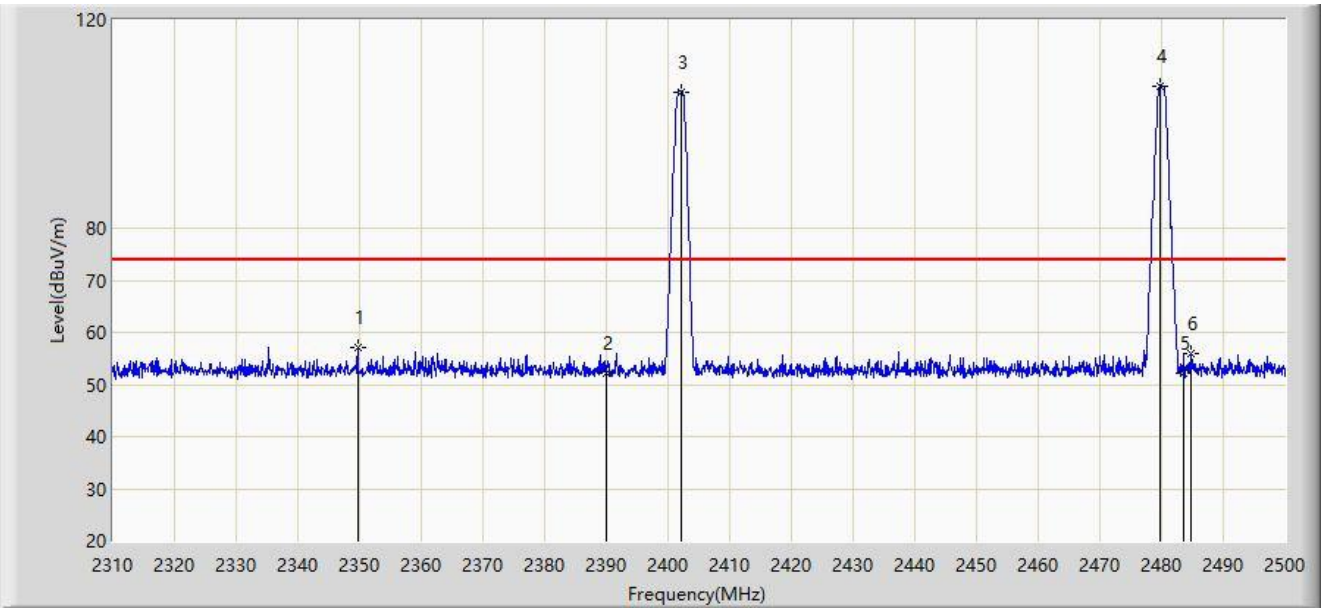

No	Mark	Frequency (MHz)	Measure Level (dBµV/m)	Reading Level (dBµV)	Margin (dB)	Limit (dBµV/m)	Factor (dB/m)	Type
1		2349.710	57.056	24.286	-16.944	74.000	32.770	PK
2		2390.000	52.225	19.699	-21.775	74.000	32.527	PK
3	*	2402.055	106.213	73.725	N/A	N/A	32.488	PK
4		2479.670	107.302	74.918	N/A	N/A	32.384	PK
5		2483.500	52.150	19.768	-21.850	74.000	32.382	PK
6		2484.705	55.913	23.531	-18.087	74.000	32.382	PK

Note 1: " * ", means this data is the worst emission level.

Note 2: Measure Level (dBµV/m) = Reading Level (dBµV) + Factor (dB/m).

Note 3: Factor (dB/m) = Cable Loss (dB) + Antenna Factor (dB/m).

Site: WZ-AC2	Test Date: 2024-06-05
Limit: FCC_2.4G_RE(3m)	Engineer: Bob Zhang
Probe: BBHA9120D_1457_1-18GHz	Polarity: Horizontal
EUT: ACCESS POINT	Power: AC 120V/60Hz
Test Mode: Transmit at Ant 6 - Filter 3# - 2480MHz Ant 3 - Filter 8# - 2402MHz	

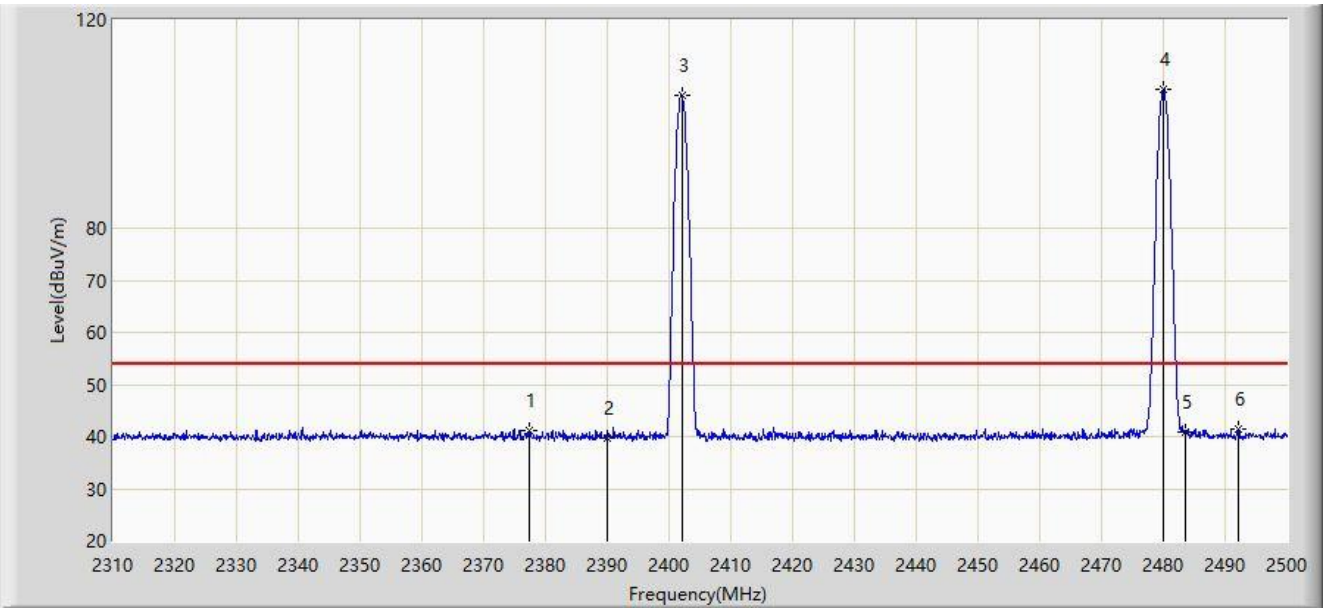

No	Mark	Frequency (MHz)	Measure Level (dBµV/m)	Reading Level (dBµV)	Margin (dB)	Limit (dBµV/m)	Factor (dB/m)	Type
1		2377.450	41.101	8.521	-12.899	54.000	32.579	AV
2		2390.000	39.764	7.238	-14.236	54.000	32.527	AV
3	*	2402.055	105.548	73.060	N/A	N/A	32.488	AV
4		2479.955	106.593	74.209	N/A	N/A	32.384	AV
5		2483.500	40.773	8.391	-13.227	54.000	32.382	AV
6		2492.115	41.335	8.956	-12.665	54.000	32.379	AV

Note 1: " * ", means this data is the worst emission level.

Note 2: Measure Level (dBµV/m) = Reading Level (dBµV) + Factor (dB/m).

Note 3: Factor (dB/m) = Cable Loss (dB) + Antenna Factor (dB/m).

Site: WZ-AC2	Test Date: 2024-06-05
Limit: FCC_2.4G_RE(3m)	Engineer: Bob Zhang
Probe: BBHA9120D_1457_1-18GHz	Polarity: Vertical
EUT: ACCESS POINT	Power: AC 120V/60Hz
Test Mode: Transmit at Ant 6 - Filter 3# - 2480MHz Ant 3 - Filter 8# - 2402MHz	

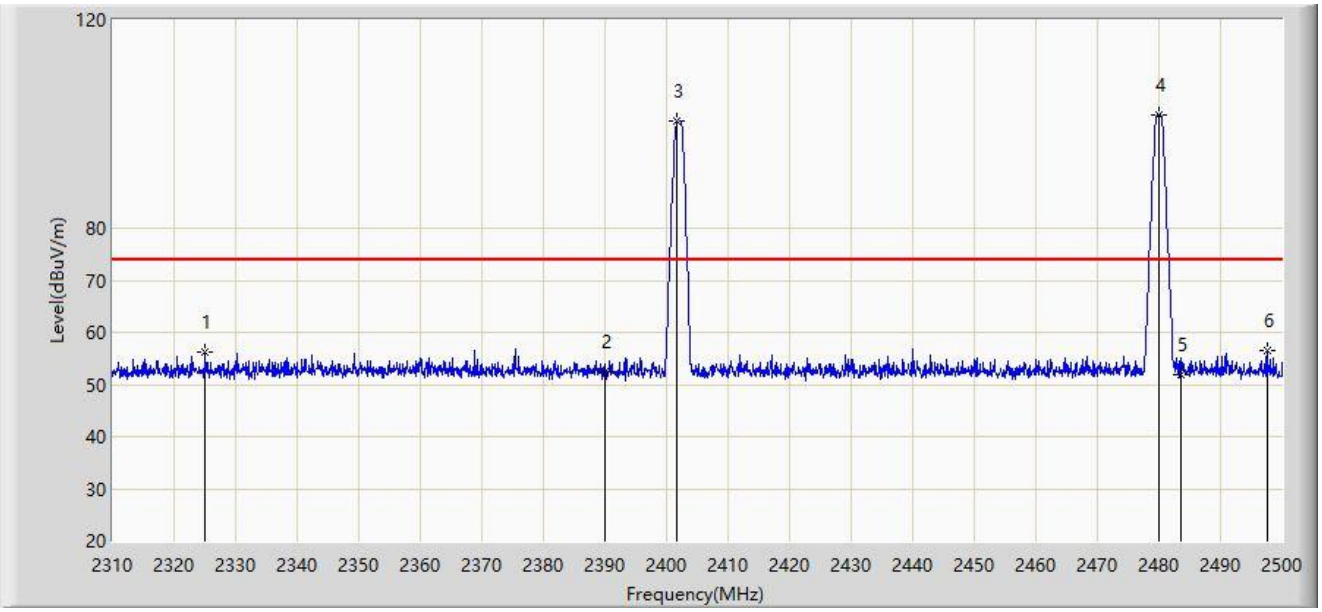

No	Mark	Frequency (MHz)	Measure Level (dBµV/m)	Reading Level (dBµV)	Margin (dB)	Limit (dBµV/m)	Factor (dB/m)	Type
1		2325.105	56.232	23.461	-17.768	74.000	32.771	PK
2		2390.000	52.585	20.059	-21.415	74.000	32.527	PK
3	*	2401.675	100.471	67.982	N/A	N/A	32.489	PK
4		2480.050	101.861	69.477	N/A	N/A	32.384	PK
5		2483.500	51.868	19.486	-22.132	74.000	32.382	PK
6		2497.530	56.661	24.263	-17.339	74.000	32.398	PK

Note 1: " * ", means this data is the worst emission level.

Note 2: Measure Level (dBµV/m) = Reading Level (dBµV) + Factor (dB/m).

Note 3: Factor (dB/m) = Cable Loss (dB) + Antenna Factor (dB/m).

Site: WZ-AC2	Test Date: 2024-06-05
Limit: FCC_2.4G_RE(3m)	Engineer: Bob Zhang
Probe: BBHA9120D_1457_1-18GHz	Polarity: Vertical
EUT: ACCESS POINT	Power: AC 120V/60Hz
Test Mode: Transmit at Ant 6 - Filter 3# - 2480MHz Ant 3 - Filter 8# - 2402MHz	

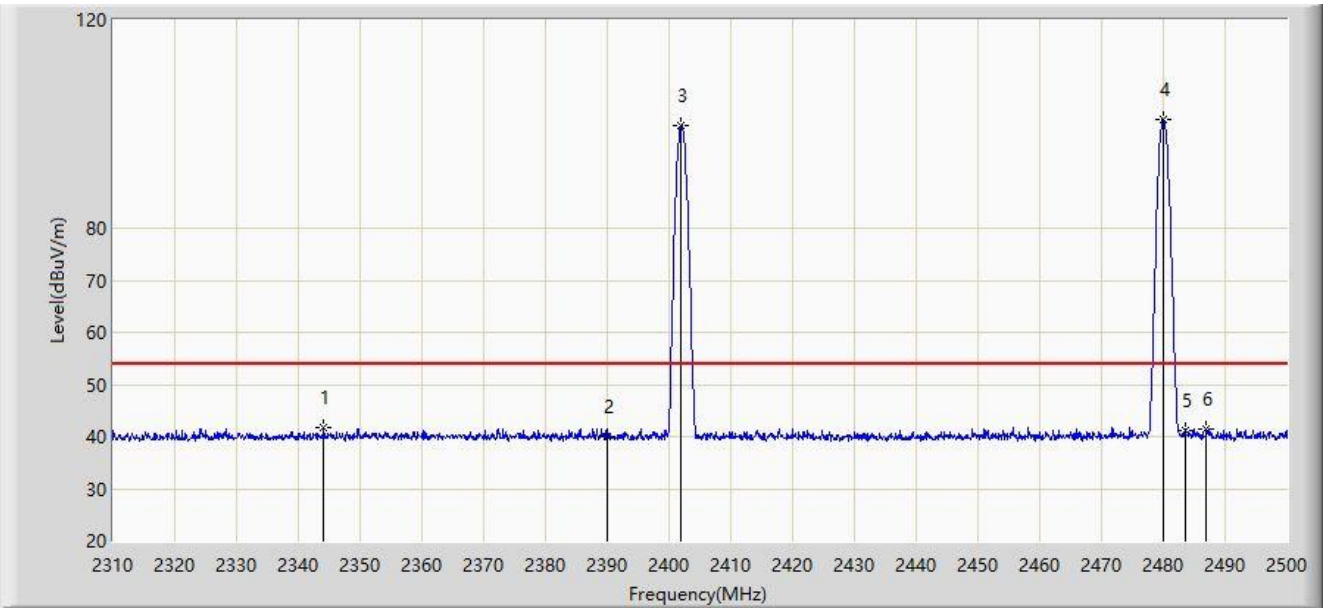

No	Mark	Frequency (MHz)	Measure Level (dBµV/m)	Reading Level (dBµV)	Margin (dB)	Limit (dBµV/m)	Factor (dB/m)	Type
1		2344.105	41.760	8.983	-12.240	54.000	32.777	AV
2		2390.000	40.069	7.543	-13.931	54.000	32.527	AV
3	*	2401.960	99.727	67.239	N/A	N/A	32.488	AV
4		2480.050	100.903	68.519	N/A	N/A	32.384	AV
5		2483.500	41.222	8.840	-12.778	54.000	32.382	AV
6		2486.985	41.587	9.206	-12.413	54.000	32.381	AV

Note 1: " * ", means this data is the worst emission level.

Note 2: Measure Level (dBµV/m) = Reading Level (dBµV) + Factor (dB/m).

Note 3: Factor (dB/m) = Cable Loss (dB) + Antenna Factor (dB/m).

Site: WZ-AC2	Test Date: 2024-06-05
Limit: FCC_2.4G_RE(3m)	Engineer: Bob Zhang
Probe: BBHA9120D_1457_1-18GHz	Polarity: Horizontal
EUT: ACCESS POINT	Power: AC 120V/60Hz
Test Mode: Transmit at Ant 6 - Filter 2# - 2402MHz Ant 3 - Filter 9# - 2480MHz	

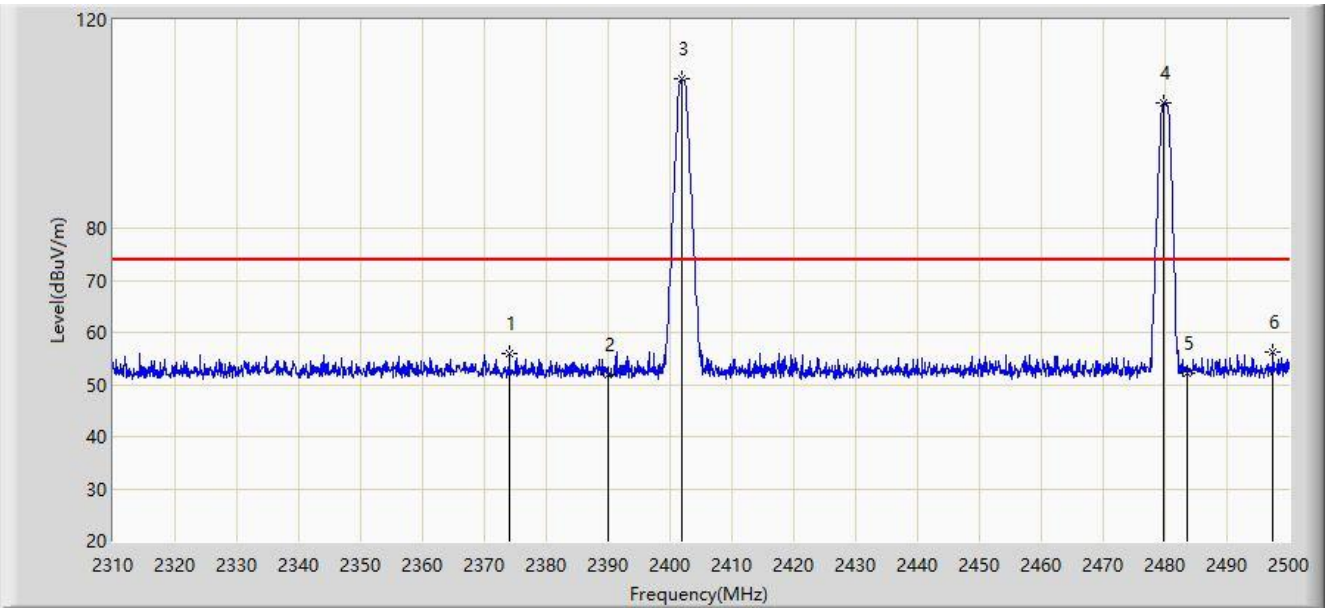

No	Mark	Frequency (MHz)	Measure Level (dBµV/m)	Reading Level (dBµV)	Margin (dB)	Limit (dBµV/m)	Factor (dB/m)	Type
1		2374.030	55.947	23.346	-18.053	74.000	32.601	PK
2		2390.000	51.784	19.258	-22.216	74.000	32.527	PK
3		2401.865	108.738	76.249	N/A	N/A	32.489	PK
4	*	2479.670	104.084	71.700	N/A	N/A	32.384	PK
5		2483.500	52.084	19.702	-21.916	74.000	32.382	PK
6		2497.435	56.096	23.699	-17.904	74.000	32.397	PK

Note 1: " * ", means this data is the worst emission level.

Note 2: Measure Level (dBµV/m) = Reading Level (dBµV) + Factor (dB/m).

Note 3: Factor (dB/m) = Cable Loss (dB) + Antenna Factor (dB/m).

Site: WZ-AC2	Test Date: 2024-06-05
Limit: FCC_2.4G_RE(3m)	Engineer: Bob Zhang
Probe: BBHA9120D_1457_1-18GHz	Polarity: Horizontal
EUT: ACCESS POINT	Power: AC 120V/60Hz
Test Mode: Transmit at Ant 6 - Filter 2# - 2402MHz Ant 3 - Filter 9# - 2480MHz	

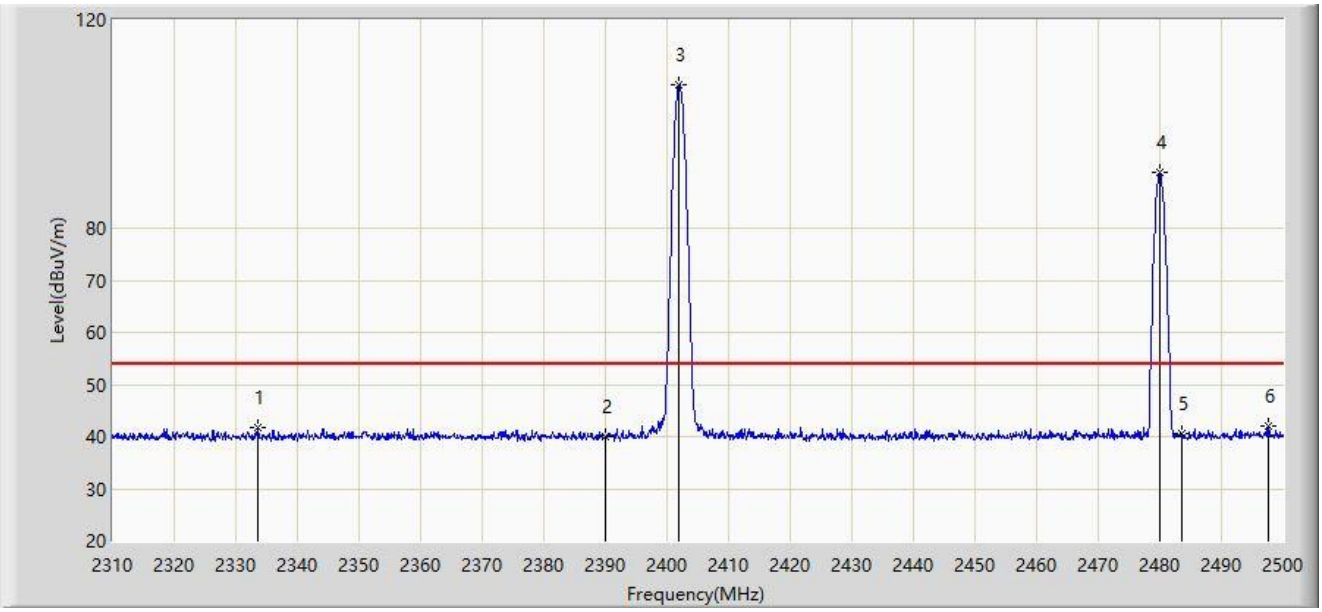

No	Mark	Frequency (MHz)	Measure Level (dBµV/m)	Reading Level (dBµV)	Margin (dB)	Limit (dBµV/m)	Factor (dB/m)	Type
1		2333.560	41.685	8.916	-12.315	54.000	32.770	AV
2		2390.000	39.913	7.387	-14.087	54.000	32.527	AV
3		2401.960	107.513	75.025	N/A	N/A	32.488	AV
4	*	2479.955	90.724	58.340	N/A	N/A	32.384	AV
5		2483.500	40.451	8.069	-13.549	54.000	32.382	AV
6		2497.530	42.063	9.665	-11.937	54.000	32.398	AV

Note 1: " * ", means this data is the worst emission level.

Note 2: Measure Level (dBµV/m) = Reading Level (dBµV) + Factor (dB/m).

Note 3: Factor (dB/m) = Cable Loss (dB) + Antenna Factor (dB/m).

Site: WZ-AC2	Test Date: 2024-06-05
Limit: FCC_2.4G_RE(3m)	Engineer: Bob Zhang
Probe: BBHA9120D_1457_1-18GHz	Polarity: Vertical
EUT: ACCESS POINT	Power: AC 120V/60Hz
Test Mode: Transmit at Ant 6 - Filter 2# - 2402MHz Ant 3 - Filter 9# - 2480MHz	

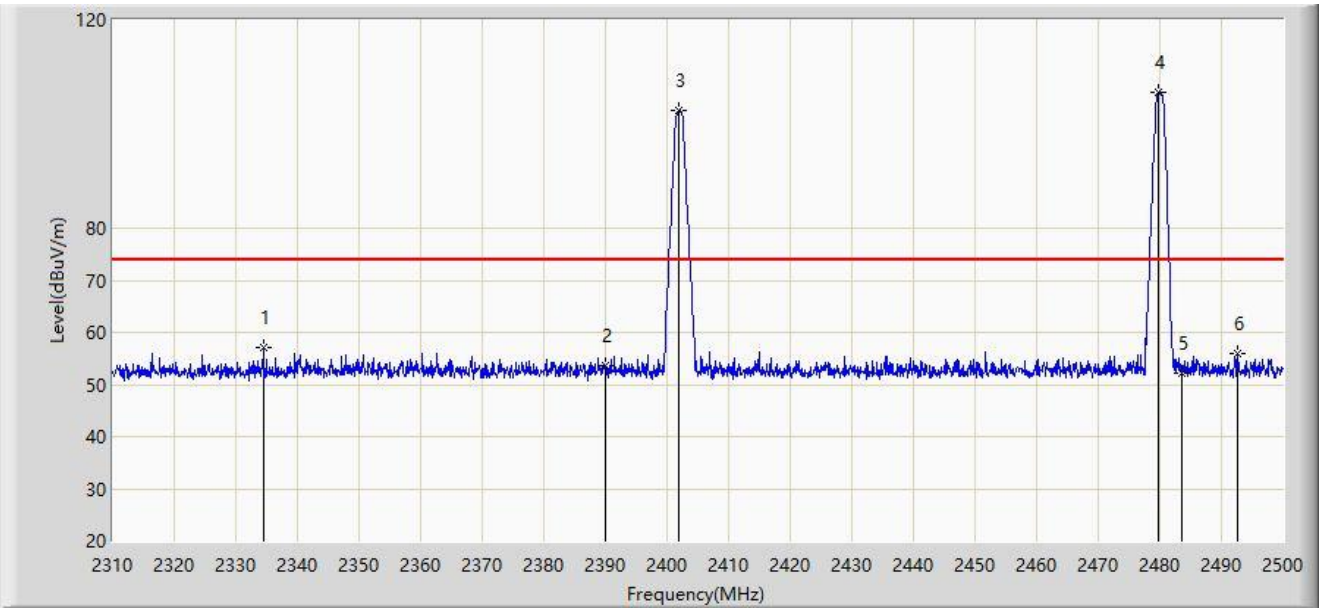

No	Mark	Frequency (MHz)	Measure Level (dBµV/m)	Reading Level (dBµV)	Margin (dB)	Limit (dBµV/m)	Factor (dB/m)	Type
1		2334.510	57.164	24.394	-16.836	74.000	32.770	PK
2		2390.000	53.585	21.059	-20.415	74.000	32.527	PK
3	*	2401.865	102.684	70.195	N/A	N/A	32.489	PK
4		2479.765	106.181	73.797	N/A	N/A	32.384	PK
5		2483.500	52.298	19.916	-21.702	74.000	32.382	PK
6		2492.590	55.901	23.520	-18.099	74.000	32.380	PK

Note 1: " * ", means this data is the worst emission level.

Note 2: Measure Level (dBµV/m) = Reading Level (dBµV) + Factor (dB/m).

Note 3: Factor (dB/m) = Cable Loss (dB) + Antenna Factor (dB/m).

Site: WZ-AC2	Test Date: 2024-06-05
Limit: FCC_2.4G_RE(3m)	Engineer: Bob Zhang
Probe: BBHA9120D_1457_1-18GHz	Polarity: Vertical
EUT: ACCESS POINT	Power: AC 120V/60Hz
Test Mode: Transmit at Ant 6 - Filter 2# - 2402MHz Ant 3 - Filter 9# - 2480MHz	

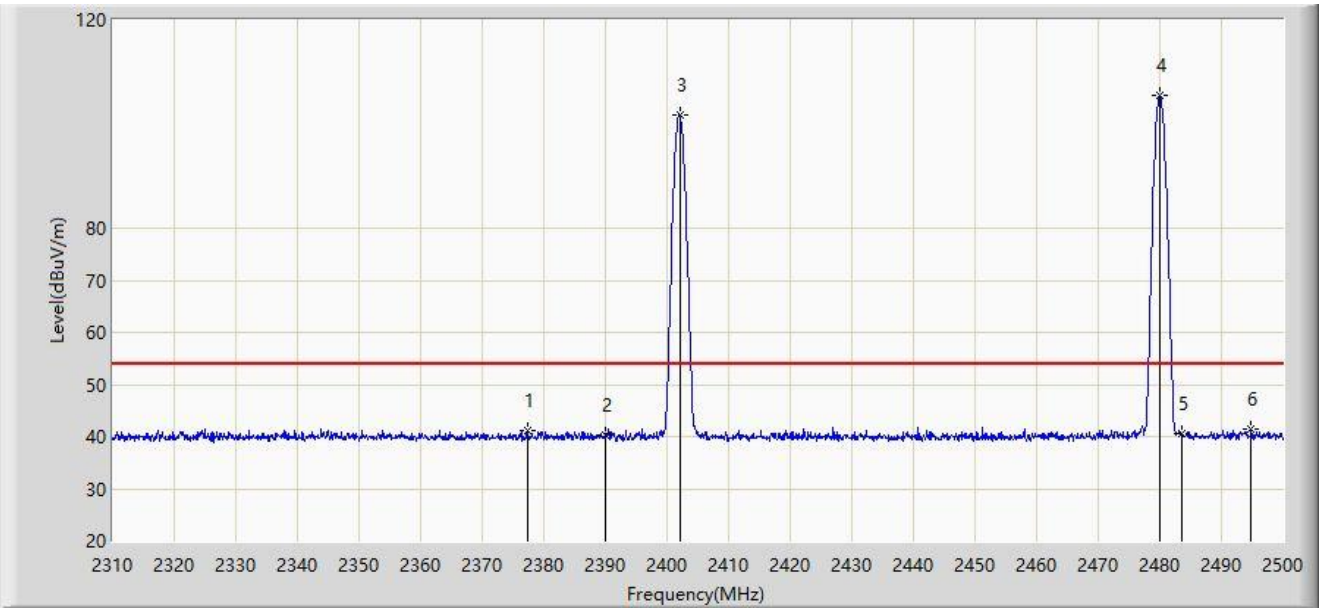

No	Mark	Frequency (MHz)	Measure Level (dBμV/m)	Reading Level (dBμV)	Margin (dB)	Limit (dBμV/m)	Factor (dB/m)	Type
1		2377.355	41.291	8.711	-12.709	54.000	32.580	AV
2		2390.000	40.176	7.650	-13.824	54.000	32.527	AV
3	*	2402.055	101.750	69.262	N/A	N/A	32.488	AV
4		2479.955	105.411	73.027	N/A	N/A	32.384	AV
5		2483.500	40.486	8.104	-13.514	54.000	32.382	AV
6		2494.870	41.521	9.133	-12.479	54.000	32.388	AV

Note 1: " * ", means this data is the worst emission level.

Note 2: Measure Level (dBμV/m) = Reading Level (dBμV) + Factor (dB/m).

Note 3: Factor (dB/m) = Cable Loss (dB) + Antenna Factor (dB/m).

Mode 5 – Different power value of two radios:

Site: WZ-AC2	Test Date: 2024-05-15
Limit: FCC_2.4G_RE(3m)	Engineer: Carl Jiang
Probe: BBHA9120D_1457_1-18GHz	Polarity: Horizontal
EUT: ACCESS POINT	Power: AC 120V/60Hz
Test Mode: Transmit at Ant 6 - Filter 1# - 2474MHz Ant 3 - Filter 7# - 2468MHz	

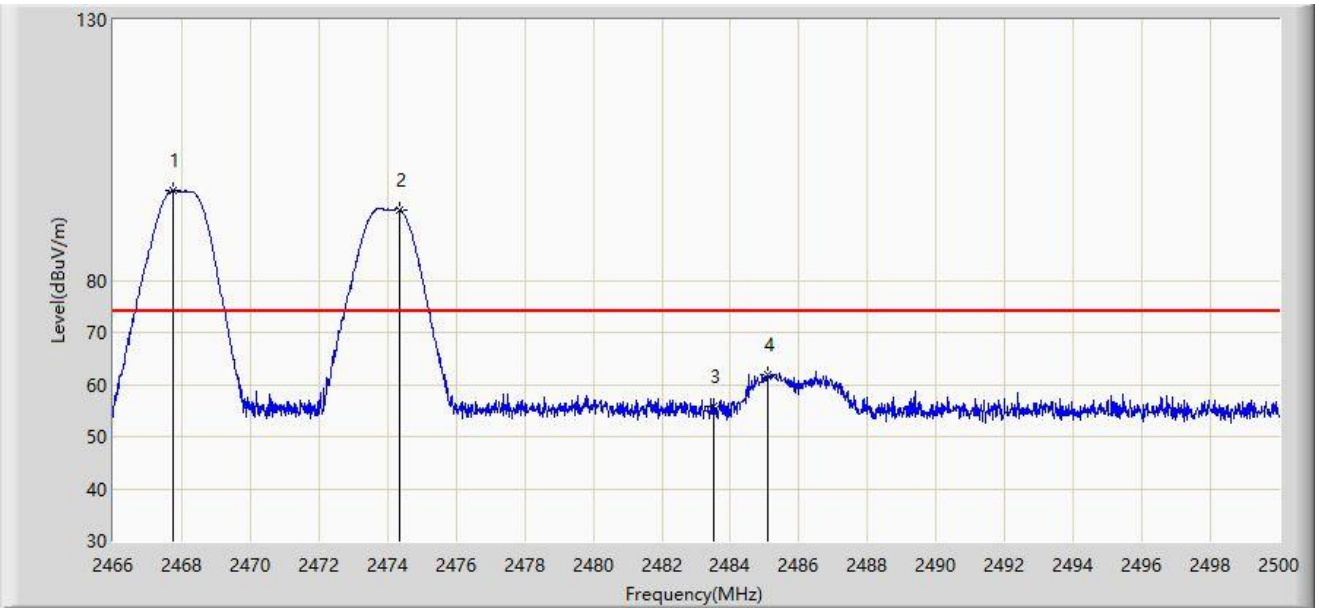

No	Mark	Frequency (MHz)	Measure Level (dBμV/m)	Reading Level (dBμV)	Margin (dB)	Limit (dBμV/m)	Factor (dB/m)	Type
1		2467.751	97.270	64.896	N/A	N/A	32.374	PK
2	*	2474.330	93.565	61.178	N/A	N/A	32.387	PK
3		2483.500	55.775	23.393	-18.225	74.000	32.382	PK
4		2485.108	61.926	29.544	-12.074	74.000	32.382	PK

Note 1: " * ", means this data is the worst emission level.

Note 2: Measure Level (dBμV/m) = Reading Level (dBμV) + Factor (dB/m).

Note 3: Factor (dB/m) = Cable Loss (dB) + Antenna Factor (dB/m).

Site: WZ-AC2	Test Date: 2024-05-15
Limit: FCC_2.4G_RE(3m)	Engineer: Carl Jiang
Probe: BBHA9120D_1457_1-18GHz	Polarity: Horizontal
EUT: ACCESS POINT	Power: AC 120V/60Hz
Test Mode: Transmit at Ant 6 - Filter 1# - 2474MHz Ant 3 - Filter 7# - 2468MHz	

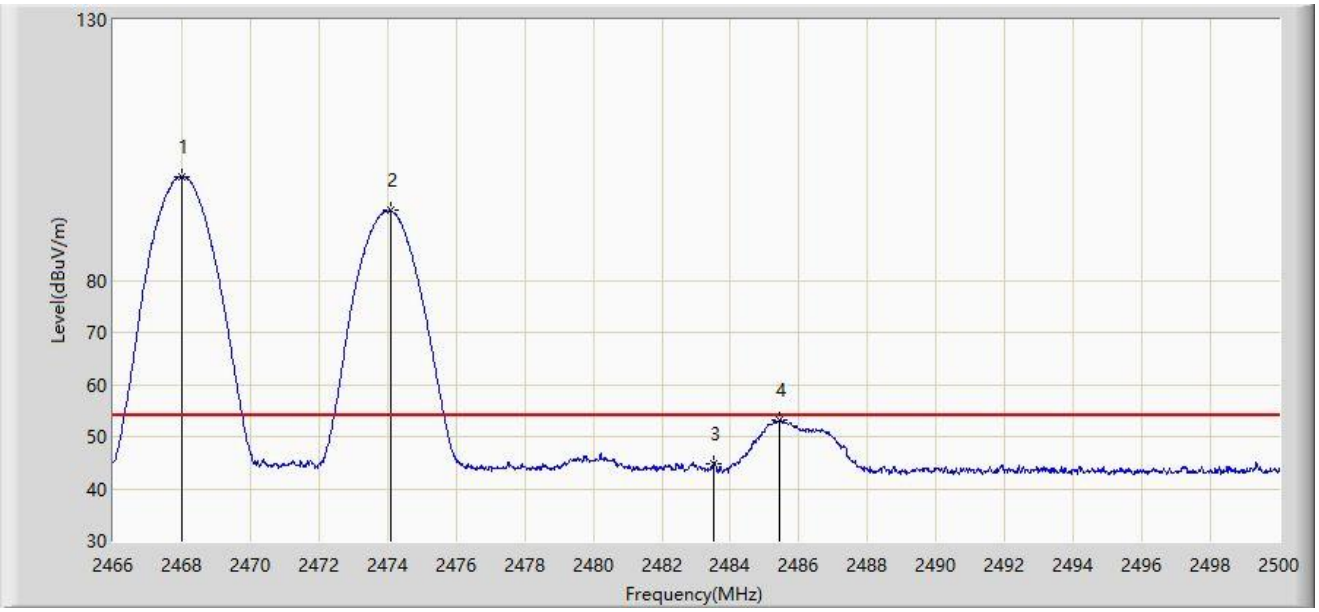

No	Mark	Frequency (MHz)	Measure Level (dBμV/m)	Reading Level (dBμV)	Margin (dB)	Limit (dBμV/m)	Factor (dB/m)	Type
1		2467.989	99.947	67.572	N/A	N/A	32.375	AV
2	*	2474.075	93.366	60.979	N/A	N/A	32.387	AV
3		2483.500	44.809	12.427	-9.191	54.000	32.382	AV
4		2485.448	53.163	20.782	-0.837	54.000	32.382	AV

Note 1: " * ", means this data is the worst emission level.

Note 2: Measure Level (dBμV/m) = Reading Level (dBμV) + Factor (dB/m).

Note 3: Factor (dB/m) = Cable Loss (dB) + Antenna Factor (dB/m).

Site: WZ-AC2	Test Date: 2024-05-15
Limit: FCC_2.4G_RE(3m)	Engineer: Carl Jiang
Probe: BBHA9120D_1457_1-18GHz	Polarity: Vertical
EUT: ACCESS POINT	Power: AC 120V/60Hz
Test Mode: Transmit at Ant 6 - Filter 1# - 2474MHz Ant 3 - Filter 7# - 2468MHz	

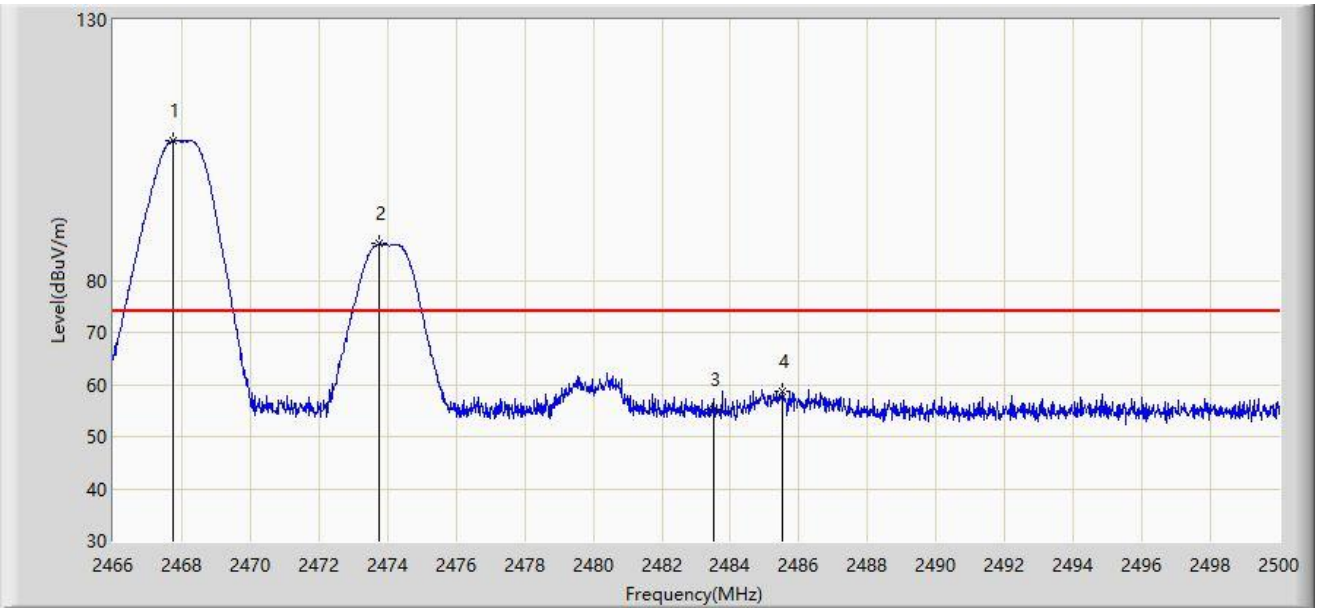

No	Mark	Frequency (MHz)	Measure Level (dBμV/m)	Reading Level (dBμV)	Margin (dB)	Limit (dBμV/m)	Factor (dB/m)	Type
1		2467.734	106.870	74.496	N/A	N/A	32.374	PK
2	*	2473.752	87.070	54.683	N/A	N/A	32.386	PK
3		2483.500	55.296	22.914	-18.704	74.000	32.382	PK
4		2485.533	58.634	26.253	-15.366	74.000	32.381	PK

Note 1: " * ", means this data is the worst emission level.

Note 2: Measure Level (dBμV/m) = Reading Level (dBμV) + Factor (dB/m).

Note 3: Factor (dB/m) = Cable Loss (dB) + Antenna Factor (dB/m).

Site: WZ-AC2	Test Date: 2024-05-15
Limit: FCC_2.4G_RE(3m)	Engineer: Carl Jiang
Probe: BBHA9120D_1457_1-18GHz	Polarity: Vertical
EUT: ACCESS POINT	Power: AC 120V/60Hz
Test Mode: Transmit at Ant 6 - Filter 1# - 2474MHz Ant 3 - Filter 7# - 2468MHz	

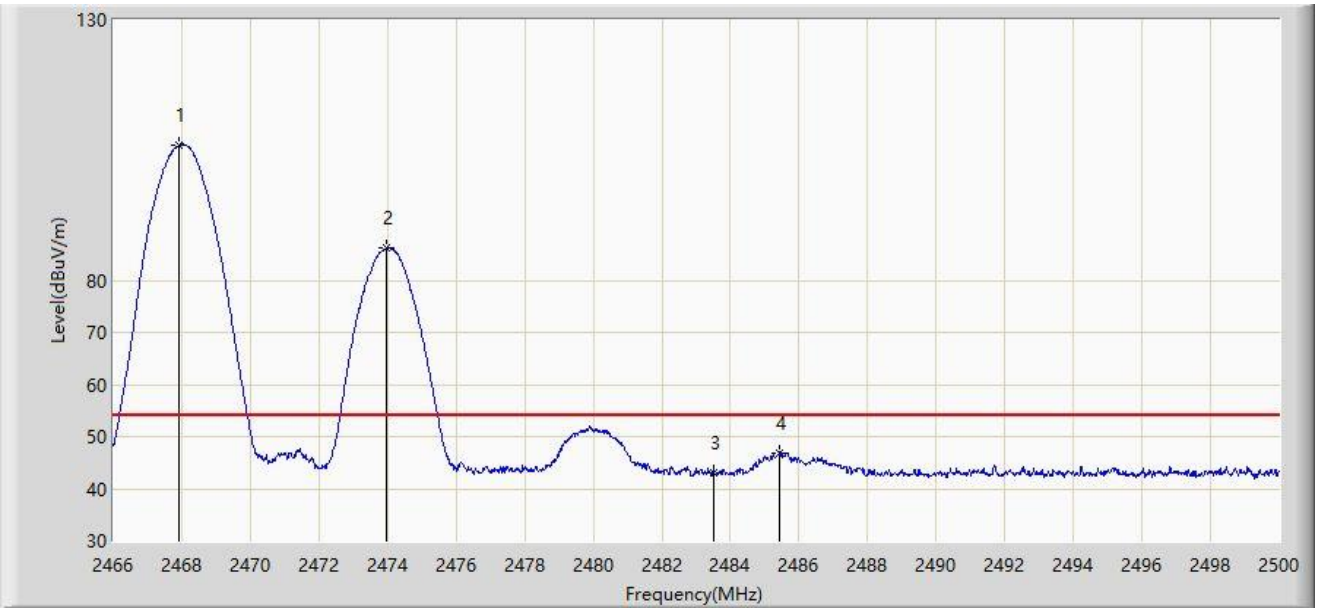

No	Mark	Frequency (MHz)	Measure Level (dBμV/m)	Reading Level (dBμV)	Margin (dB)	Limit (dBμV/m)	Factor (dB/m)	Type
1		2467.938	105.947	73.572	N/A	N/A	32.375	AV
2	*	2473.956	86.124	53.737	N/A	N/A	32.387	AV
3		2483.500	43.035	10.653	-10.965	54.000	32.382	AV
4		2485.448	46.949	14.568	-7.051	54.000	32.382	AV

Note 1: " * ", means this data is the worst emission level.

Note 2: Measure Level (dBμV/m) = Reading Level (dBμV) + Factor (dB/m).

Note 3: Factor (dB/m) = Cable Loss (dB) + Antenna Factor (dB/m).

Site: WZ-AC2	Test Date: 2024-05-15
Limit: FCC_2.4G_RE(3m)	Engineer: Carl Jiang
Probe: BBHA9120D_1457_1-18GHz	Polarity: Horizontal
EUT: ACCESS POINT	Power: AC 120V/60Hz
Test Mode: Transmit at Ant 6 - Filter 1# - 2476MHz Ant 3 - Filter 7# - 2468MHz	

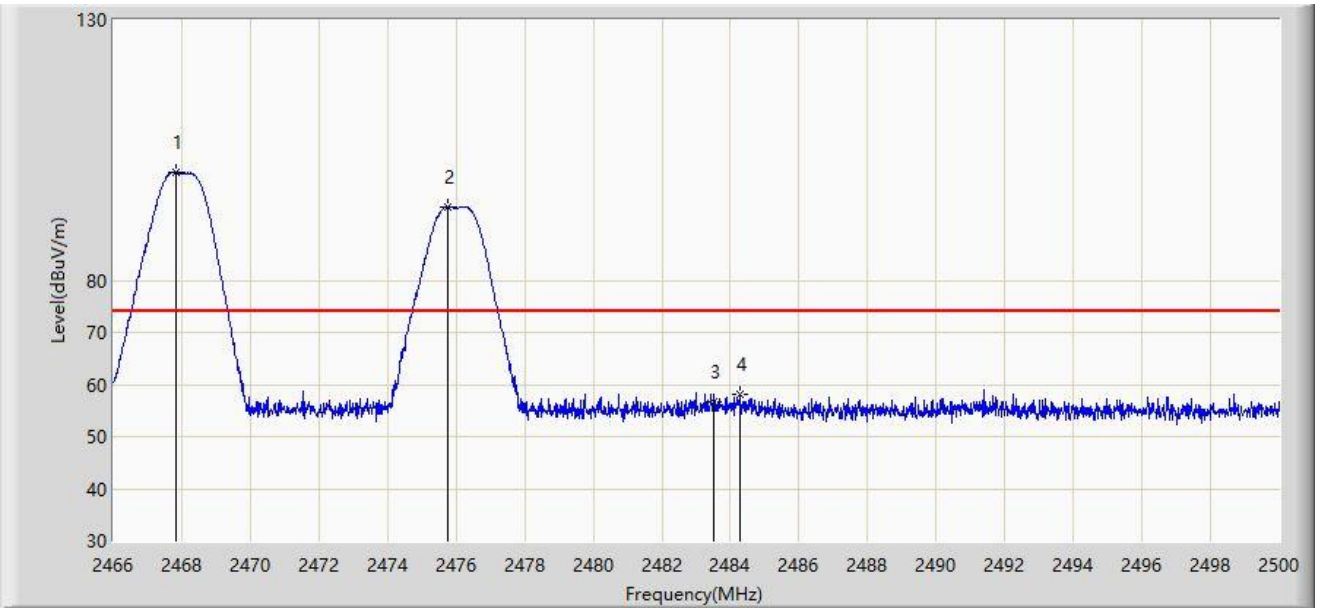

No	Mark	Frequency (MHz)	Measure Level (dBμV/m)	Reading Level (dBμV)	Margin (dB)	Limit (dBμV/m)	Factor (dB/m)	Type
1		2467.836	100.665	68.291	N/A	N/A	32.374	PK
2	*	2475.758	94.155	61.769	N/A	N/A	32.386	PK
3		2483.500	56.682	24.300	-17.318	74.000	32.382	PK
4		2484.258	58.160	25.778	-15.840	74.000	32.382	PK

Note 1: " * ", means this data is the worst emission level.

Note 2: Measure Level (dBμV/m) = Reading Level (dBμV) + Factor (dB/m).

Note 3: Factor (dB/m) = Cable Loss (dB) + Antenna Factor (dB/m).

Site: WZ-AC2	Test Date: 2024-05-15
Limit: FCC_2.4G_RE(3m)	Engineer: Carl Jiang
Probe: BBHA9120D_1457_1-18GHz	Polarity: Horizontal
EUT: ACCESS POINT	Power: AC 120V/60Hz
Test Mode: Transmit at Ant 6 - Filter 1# - 2476MHz Ant 3 - Filter 7# - 2468MHz	

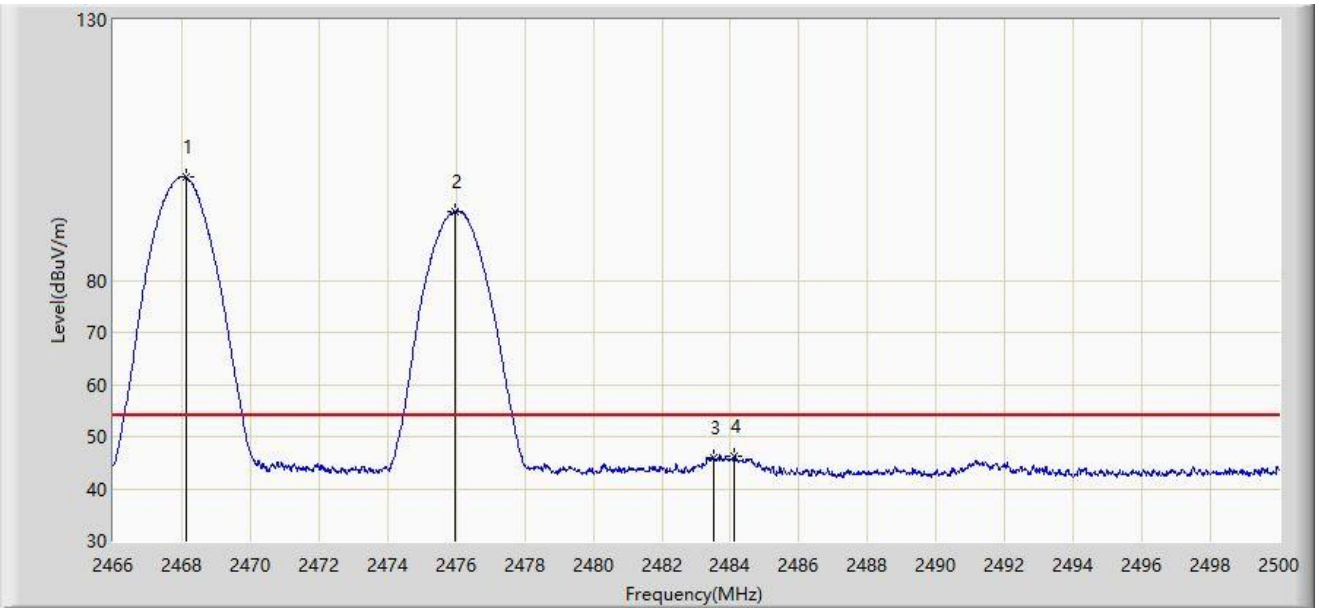

No	Mark	Frequency (MHz)	Measure Level (dBμV/m)	Reading Level (dBμV)	Margin (dB)	Limit (dBμV/m)	Factor (dB/m)	Type
1		2468.142	99.770	67.395	N/A	N/A	32.375	AV
2	*	2475.979	93.233	60.847	N/A	N/A	32.386	AV
3		2483.500	45.869	13.487	-8.131	54.000	32.382	AV
4		2484.122	46.092	13.710	-7.908	54.000	32.382	AV

Note 1: " * ", means this data is the worst emission level.

Note 2: Measure Level (dBμV/m) = Reading Level (dBμV) + Factor (dB/m).

Note 3: Factor (dB/m) = Cable Loss (dB) + Antenna Factor (dB/m).

Site: WZ-AC2	Test Date: 2024-05-15
Limit: FCC_2.4G_RE(3m)	Engineer: Carl Jiang
Probe: BBHA9120D_1457_1-18GHz	Polarity: Vertical
EUT: ACCESS POINT	Power: AC 120V/60Hz
Test Mode: Transmit at Ant 6 - Filter 1# - 2476MHz Ant 3 - Filter 7# - 2468MHz	

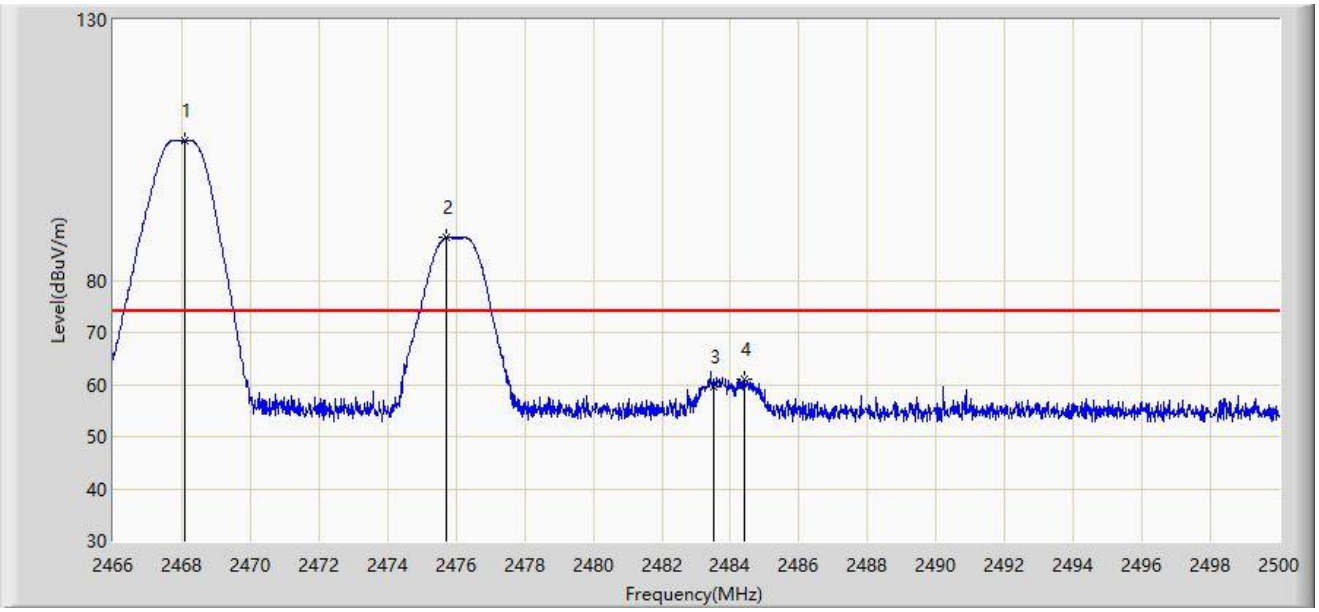

No	Mark	Frequency (MHz)	Measure Level (dBμV/m)	Reading Level (dBμV)	Margin (dB)	Limit (dBμV/m)	Factor (dB/m)	Type
1		2468.074	106.941	74.566	N/A	N/A	32.375	PK
2	*	2475.724	88.297	55.911	N/A	N/A	32.386	PK
3		2483.500	59.616	27.234	-14.384	74.000	32.382	PK
4		2484.411	61.052	28.670	-12.948	74.000	32.382	PK

Note 1: " * ", means this data is the worst emission level.

Note 2: Measure Level (dBμV/m) = Reading Level (dBμV) + Factor (dB/m).

Note 3: Factor (dB/m) = Cable Loss (dB) + Antenna Factor (dB/m).

Site: WZ-AC2	Test Date: 2024-05-15
Limit: FCC_2.4G_RE(3m)	Engineer: Carl Jiang
Probe: BBHA9120D_1457_1-18GHz	Polarity: Vertical
EUT: ACCESS POINT	Power: AC 120V/60Hz
Test Mode: Transmit at Ant 6 - Filter 1# - 2476MHz Ant 3 - Filter 7# - 2468MHz	

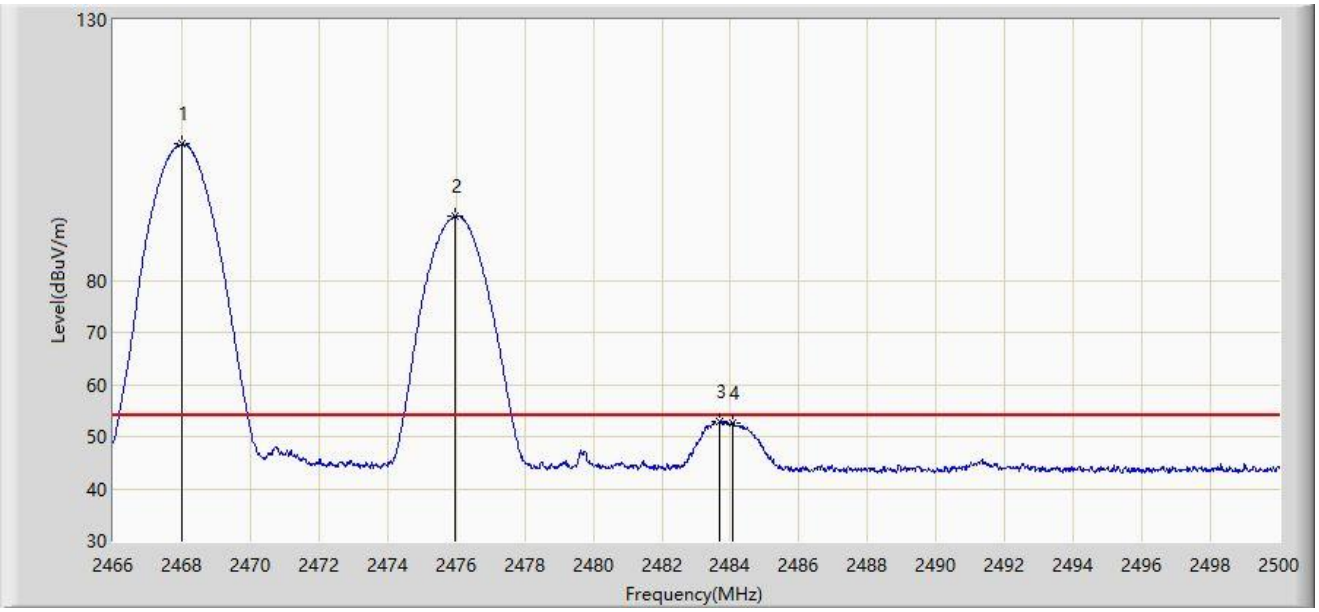

No	Mark	Frequency (MHz)	Measure Level (dBμV/m)	Reading Level (dBμV)	Margin (dB)	Limit (dBμV/m)	Factor (dB/m)	Type
1		2467.989	106.108	73.733	N/A	N/A	32.375	AV
2	*	2475.979	92.286	59.900	N/A	N/A	32.386	AV
3		2483.697	52.873	20.491	-1.127	54.000	32.382	AV
4		2484.071	52.543	20.161	-1.457	54.000	32.382	AV

Note 1: " * ", means this data is the worst emission level.

Note 2: Measure Level (dBμV/m) = Reading Level (dBμV) + Factor (dB/m).

Note 3: Factor (dB/m) = Cable Loss (dB) + Antenna Factor (dB/m).

Site: WZ-AC2	Test Date: 2024-05-16
Limit: FCC_2.4G_RE(3m)	Engineer: Carl Jiang
Probe: BBHA9120D_1457_1-18GHz	Polarity: Horizontal
EUT: ACCESS POINT	Power: AC 120V/60Hz
Test Mode: Transmit at Ant 6 - Filter 1# - 2474MHz Ant 3 - Filter 7# - 2470MHz	

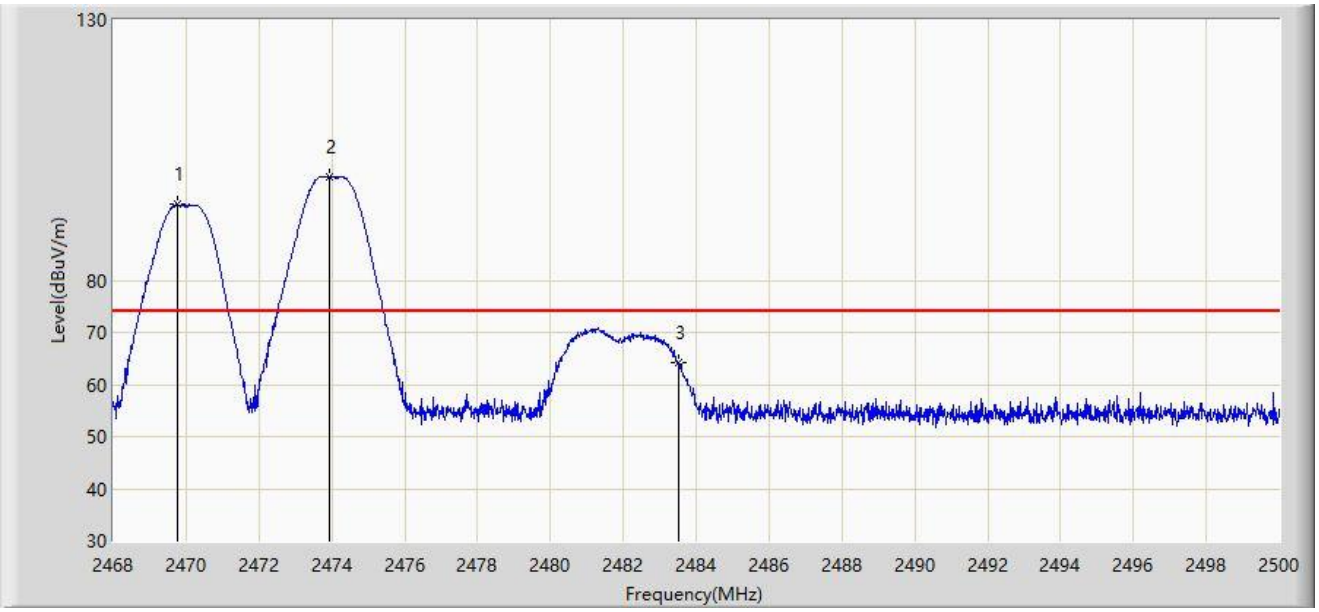

No	Mark	Frequency (MHz)	Measure Level (dBμV/m)	Reading Level (dBμV)	Margin (dB)	Limit (dBμV/m)	Factor (dB/m)	Type
1	*	2469.776	94.528	62.150	N/A	N/A	32.378	PK
2		2473.952	99.866	67.479	N/A	N/A	32.387	PK
3		2483.500	64.289	31.907	-9.711	74.000	32.382	PK

Note 1: " * ", means this data is the worst emission level.

Note 2: Measure Level (dBμV/m) = Reading Level (dBμV) + Factor (dB/m).

Note 3: Factor (dB/m) = Cable Loss (dB) + Antenna Factor (dB/m).

Site: WZ-AC2	Test Date: 2024-05-16
Limit: FCC_2.4G_RE(3m)	Engineer: Carl Jiang
Probe: BBHA9120D_1457_1-18GHz	Polarity: Horizontal
EUT: ACCESS POINT	Power: AC 120V/60Hz
Test Mode: Transmit at Ant 6 - Filter 1# - 2474MHz Ant 3 - Filter 7# - 2470MHz	

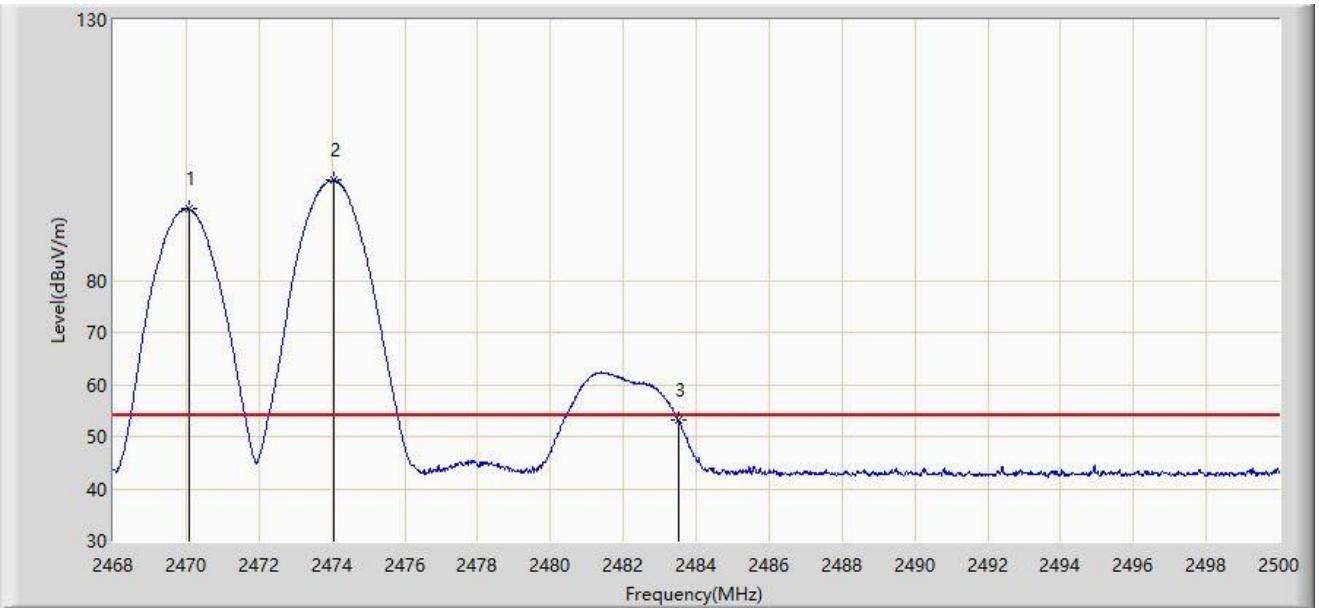

No	Mark	Frequency (MHz)	Measure Level (dBμV/m)	Reading Level (dBμV)	Margin (dB)	Limit (dBμV/m)	Factor (dB/m)	Type
1	*	2470.080	93.686	61.307	N/A	N/A	32.379	AV
2		2474.048	99.156	66.769	N/A	N/A	32.387	AV
3		2483.500	53.141	20.759	-0.859	54.000	32.382	AV

Note 1: " * ", means this data is the worst emission level.

Note 2: Measure Level (dBμV/m) = Reading Level (dBμV) + Factor (dB/m).

Note 3: Factor (dB/m) = Cable Loss (dB) + Antenna Factor (dB/m).

Site: WZ-AC2	Test Date: 2024-05-16
Limit: FCC_2.4G_RE(3m)	Engineer: Carl Jiang
Probe: BBHA9120D_1457_1-18GHz	Polarity: Vertical
EUT: ACCESS POINT	Power: AC 120V/60Hz
Test Mode: Transmit at Ant 6 - Filter 1# - 2474MHz Ant 3 - Filter 7# - 2470MHz	

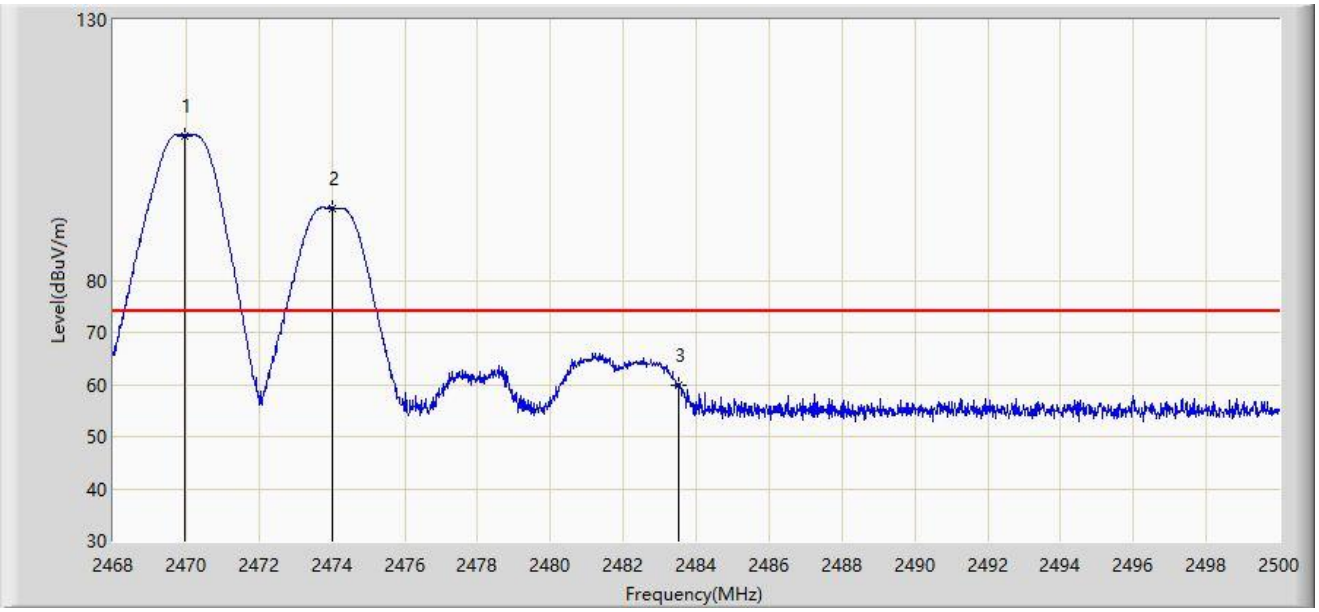

No	Mark	Frequency (MHz)	Measure Level (dBμV/m)	Reading Level (dBμV)	Margin (dB)	Limit (dBμV/m)	Factor (dB/m)	Type
1		2469.968	107.805	75.426	N/A	N/A	32.379	PK
2	*	2474.000	93.831	61.444	N/A	N/A	32.387	PK
3		2483.500	59.840	27.458	-14.160	74.000	32.382	PK

Note 1: " * ", means this data is the worst emission level.

Note 2: Measure Level (dBμV/m) = Reading Level (dBμV) + Factor (dB/m).

Note 3: Factor (dB/m) = Cable Loss (dB) + Antenna Factor (dB/m).

Site: WZ-AC2	Test Date: 2024-05-16
Limit: FCC_2.4G_RE(3m)	Engineer: Carl Jiang
Probe: BBHA9120D_1457_1-18GHz	Polarity: Vertical
EUT: ACCESS POINT	Power: AC 120V/60Hz
Test Mode: Transmit at Ant 6 - Filter 1# - 2474MHz Ant 3 - Filter 7# - 2470MHz	

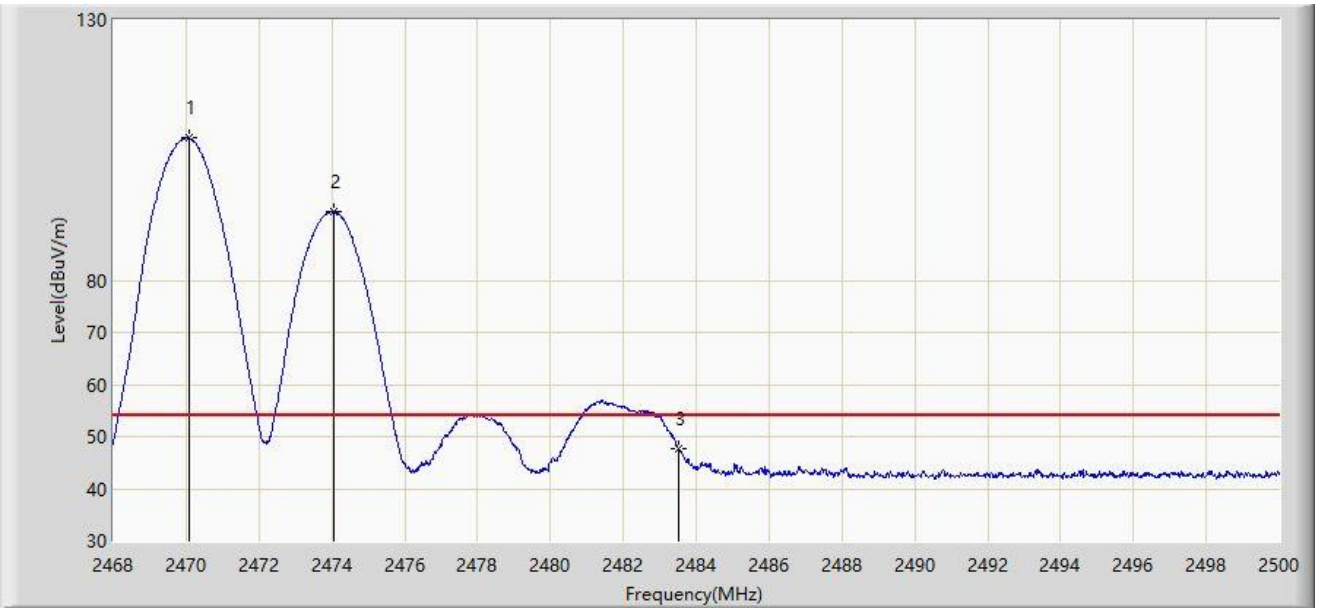

No	Mark	Frequency (MHz)	Measure Level (dBμV/m)	Reading Level (dBμV)	Margin (dB)	Limit (dBμV/m)	Factor (dB/m)	Type
1		2470.080	107.278	74.899	N/A	N/A	32.379	AV
2	*	2474.048	93.224	60.837	N/A	N/A	32.387	AV
3		2483.500	47.815	15.433	-6.185	54.000	32.382	AV

Note 1: " * ", means this data is the worst emission level.

Note 2: Measure Level (dBμV/m) = Reading Level (dBμV) + Factor (dB/m).

Note 3: Factor (dB/m) = Cable Loss (dB) + Antenna Factor (dB/m).

Site: WZ-AC2	Test Date: 2024-05-16
Limit: FCC_2.4G_RE(3m)	Engineer: Carl Jiang
Probe: BBHA9120D_1457_1-18GHz	Polarity: Horizontal
EUT: ACCESS POINT	Power: AC 120V/60Hz
Test Mode: Transmit at Ant 6 - Filter 1# - 2476MHz Ant 3 - Filter 7# - 2470MHz	

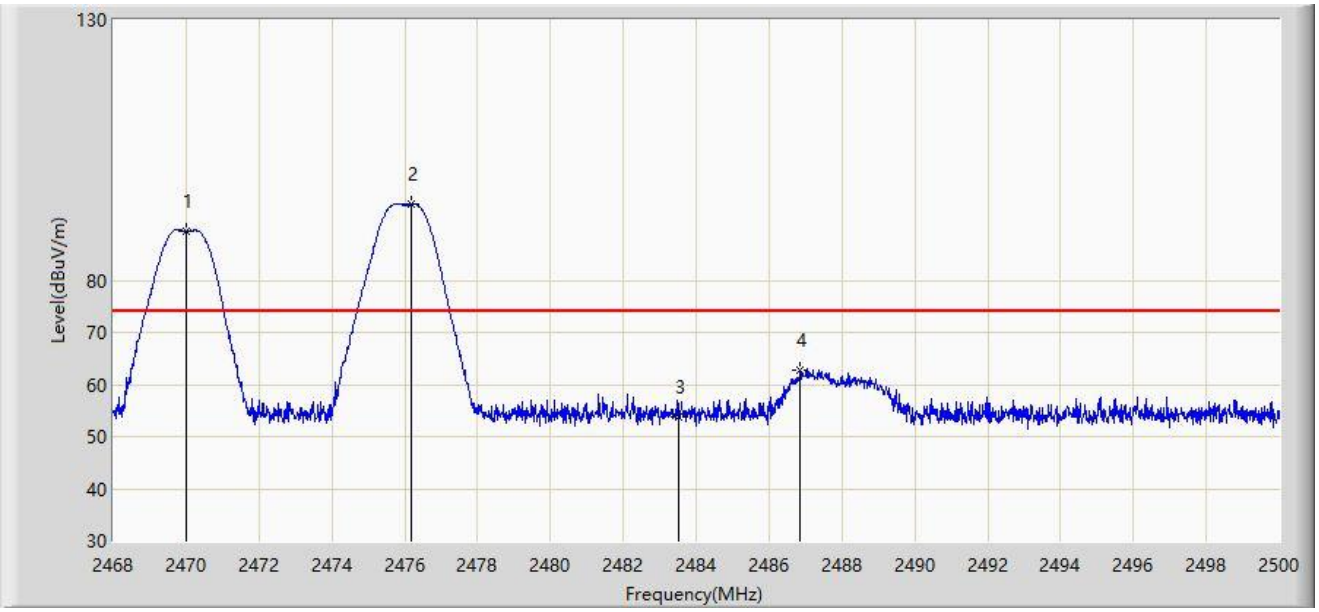

No	Mark	Frequency (MHz)	Measure Level (dBμV/m)	Reading Level (dBμV)	Margin (dB)	Limit (dBμV/m)	Factor (dB/m)	Type
1	*	2470.000	89.555	57.176	N/A	N/A	32.379	PK
2		2476.192	94.524	62.138	N/A	N/A	32.386	PK
3		2483.500	53.902	21.520	-20.098	74.000	32.382	PK
4		2486.864	62.865	30.484	-11.135	74.000	32.381	PK

Note 1: " * ", means this data is the worst emission level.

Note 2: Measure Level (dBμV/m) = Reading Level (dBμV) + Factor (dB/m).

Note 3: Factor (dB/m) = Cable Loss (dB) + Antenna Factor (dB/m).

Site: WZ-AC2	Test Date: 2024-05-16
Limit: FCC_2.4G_RE(3m)	Engineer: Carl Jiang
Probe: BBHA9120D_1457_1-18GHz	Polarity: Horizontal
EUT: ACCESS POINT	Power: AC 120V/60Hz
Test Mode: Transmit at Ant 6 - Filter 1# - 2476MHz Ant 3 - Filter 7# - 2470MHz	

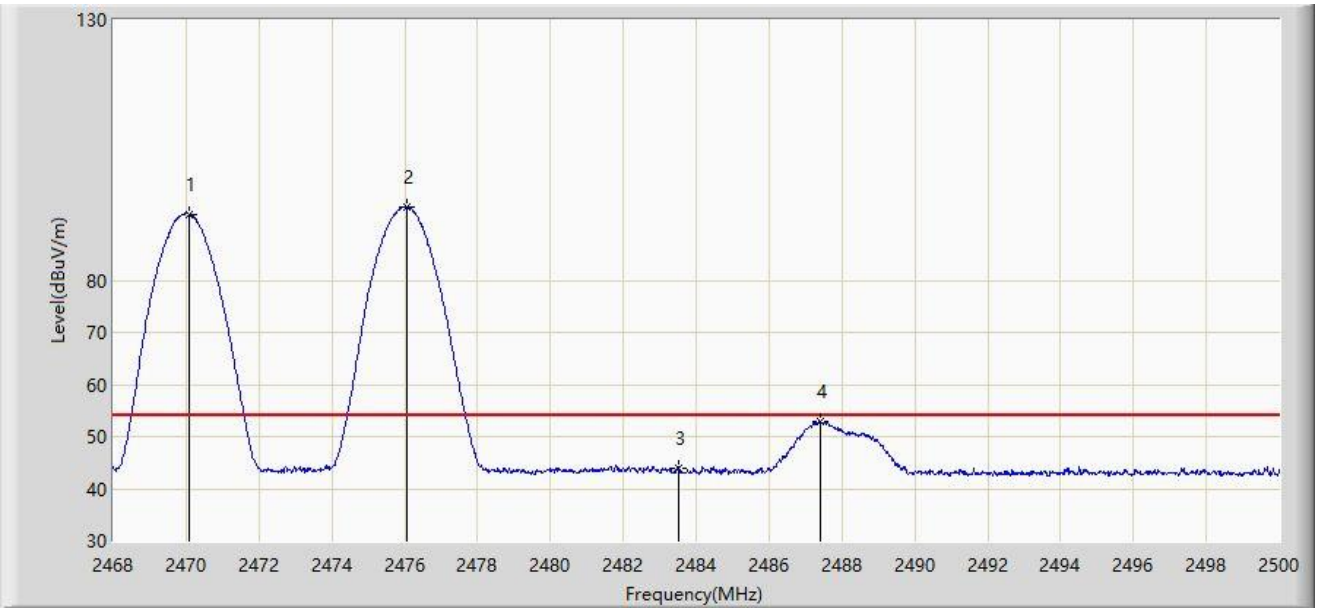

No	Mark	Frequency (MHz)	Measure Level (dBμV/m)	Reading Level (dBμV)	Margin (dB)	Limit (dBμV/m)	Factor (dB/m)	Type
1	*	2470.080	92.716	60.337	N/A	N/A	32.379	AV
2		2476.048	94.184	61.798	N/A	N/A	32.386	AV
3		2483.500	43.938	11.556	-10.062	54.000	32.382	AV
4		2487.408	52.961	20.580	-1.039	54.000	32.381	AV

Note 1: " * ", means this data is the worst emission level.

Note 2: Measure Level (dBμV/m) = Reading Level (dBμV) + Factor (dB/m).

Note 3: Factor (dB/m) = Cable Loss (dB) + Antenna Factor (dB/m).

Site: WZ-AC2	Test Date: 2024-05-16
Limit: FCC_2.4G_RE(3m)	Engineer: Carl Jiang
Probe: BBHA9120D_1457_1-18GHz	Polarity: Vertical
EUT: ACCESS POINT	Power: AC 120V/60Hz
Test Mode: Transmit at Ant 6 - Filter 1# - 2476MHz Ant 3 - Filter 7# - 2470MHz	

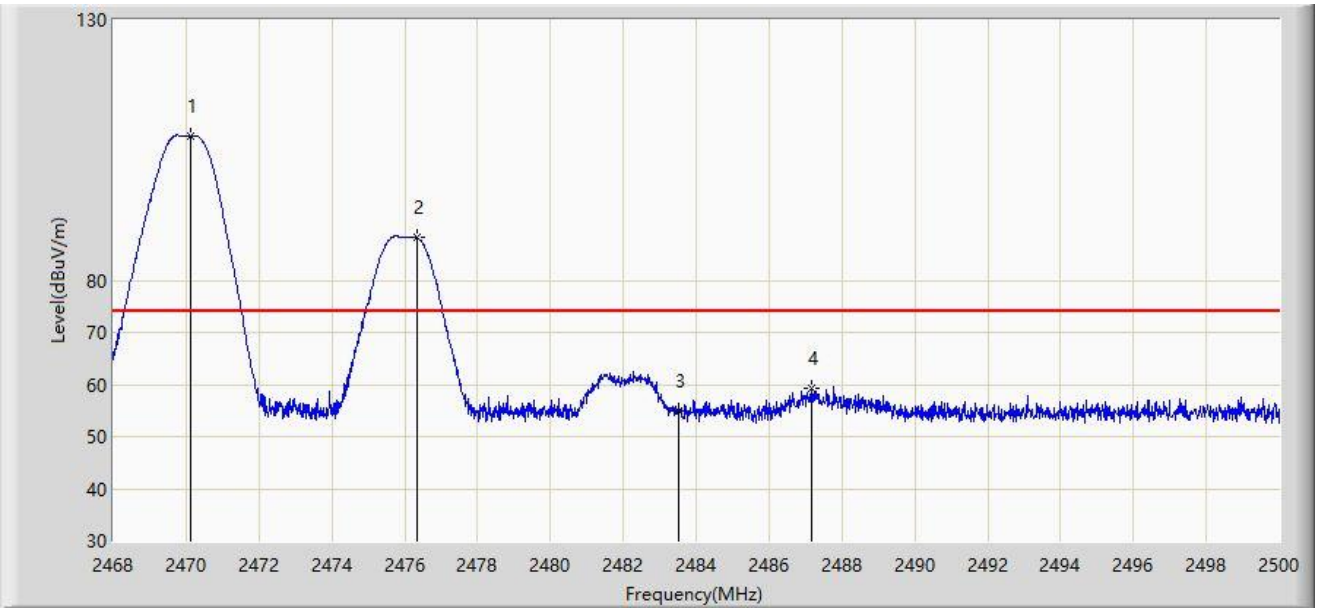

No	Mark	Frequency (MHz)	Measure Level (dBμV/m)	Reading Level (dBμV)	Margin (dB)	Limit (dBμV/m)	Factor (dB/m)	Type
1		2470.144	107.798	75.419	N/A	N/A	32.379	PK
2	*	2476.336	88.231	55.845	N/A	N/A	32.386	PK
3		2483.500	54.852	22.470	-19.148	74.000	32.382	PK
4		2487.184	59.190	26.809	-14.810	74.000	32.381	PK

Note 1: " * ", means this data is the worst emission level.

Note 2: Measure Level (dBμV/m) = Reading Level (dBμV) + Factor (dB/m).

Note 3: Factor (dB/m) = Cable Loss (dB) + Antenna Factor (dB/m).

Site: WZ-AC2	Test Date: 2024-05-16
Limit: FCC_2.4G_RE(3m)	Engineer: Carl Jiang
Probe: BBHA9120D_1457_1-18GHz	Polarity: Vertical
EUT: ACCESS POINT	Power: AC 120V/60Hz
Test Mode: Transmit at Ant 6 - Filter 1# - 2476MHz Ant 3 - Filter 7# - 2470MHz	

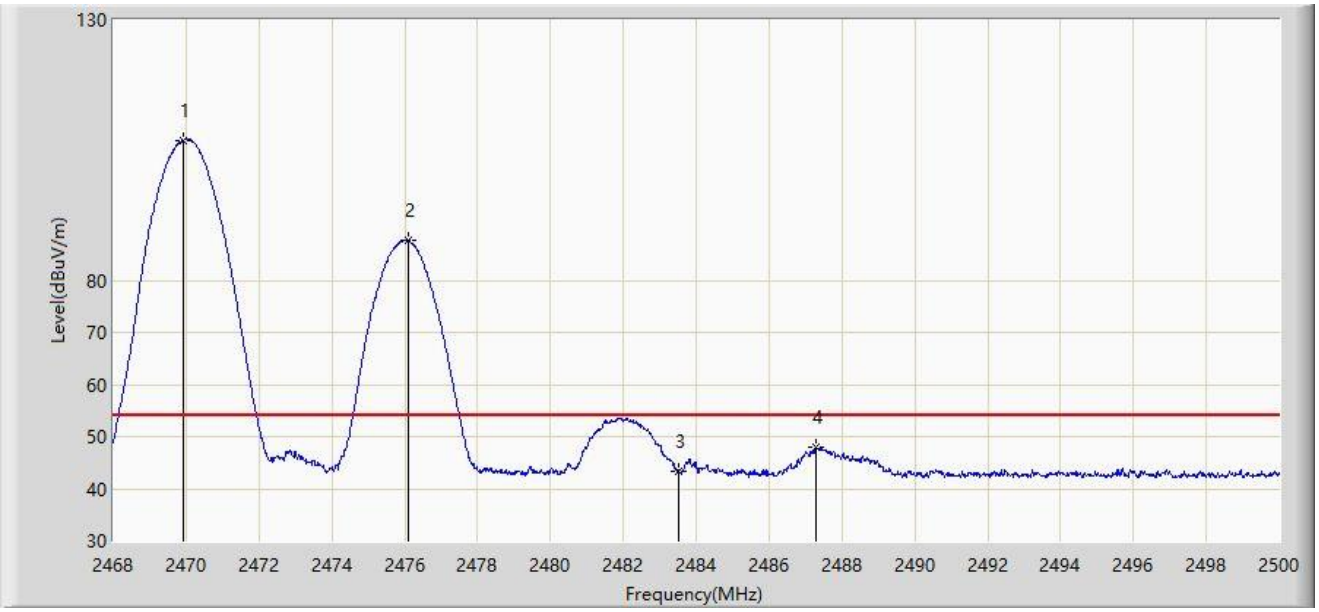

No	Mark	Frequency (MHz)	Measure Level (dBμV/m)	Reading Level (dBμV)	Margin (dB)	Limit (dBμV/m)	Factor (dB/m)	Type
1		2469.920	106.871	74.492	N/A	N/A	32.379	AV
2	*	2476.096	87.711	55.325	N/A	N/A	32.386	AV
3		2483.500	43.240	10.858	-10.760	54.000	32.382	AV
4		2487.280	47.929	15.548	-6.071	54.000	32.381	AV

Note 1: " * ", means this data is the worst emission level.

Note 2: Measure Level (dBμV/m) = Reading Level (dBμV) + Factor (dB/m).

Note 3: Factor (dB/m) = Cable Loss (dB) + Antenna Factor (dB/m).

Site: WZ-AC2	Test Date: 2024-05-16
Limit: FCC_2.4G_RE(3m)	Engineer: Carl Jiang
Probe: BBHA9120D_1457_1-18GHz	Polarity: Horizontal
EUT: ACCESS POINT	Power: AC 120V/60Hz
Test Mode: Transmit at Ant 6 - Filter 1# - 2478MHz Ant 3 - Filter 7# - 2470MHz	

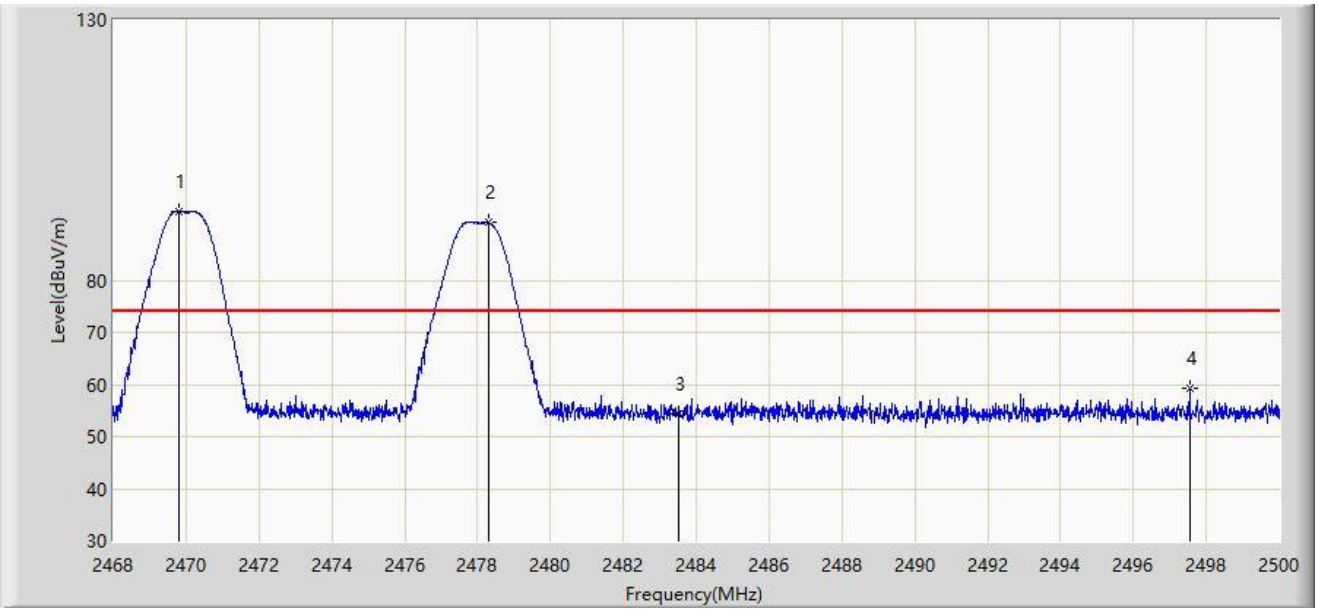

No	Mark	Frequency (MHz)	Measure Level (dBμV/m)	Reading Level (dBμV)	Margin (dB)	Limit (dBμV/m)	Factor (dB/m)	Type
1		2469.824	93.249	60.870	N/A	N/A	32.378	PK
2	*	2478.288	91.110	58.725	N/A	N/A	32.385	PK
3		2483.500	54.437	22.055	-19.563	74.000	32.382	PK
4		2497.552	59.318	26.920	-14.682	74.000	32.398	PK

Note 1: " * ", means this data is the worst emission level.

Note 2: Measure Level (dBμV/m) = Reading Level (dBμV) + Factor (dB/m).

Note 3: Factor (dB/m) = Cable Loss (dB) + Antenna Factor (dB/m).

Site: WZ-AC2	Test Date: 2024-05-16
Limit: FCC_2.4G_RE(3m)	Engineer: Carl Jiang
Probe: BBHA9120D_1457_1-18GHz	Polarity: Horizontal
EUT: ACCESS POINT	Power: AC 120V/60Hz
Test Mode: Transmit at Ant 6 - Filter 1# - 2478MHz Ant 3 - Filter 7# - 2470MHz	

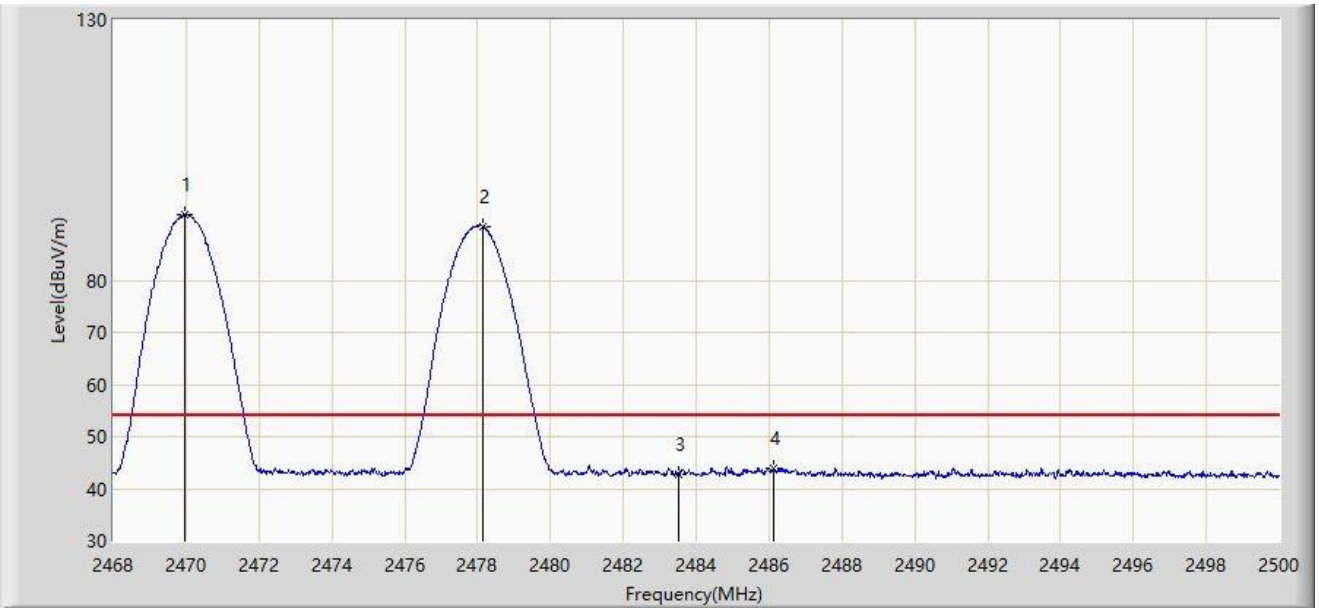

No	Mark	Frequency (MHz)	Measure Level (dBμV/m)	Reading Level (dBμV)	Margin (dB)	Limit (dBμV/m)	Factor (dB/m)	Type
1		2469.984	92.581	60.202	N/A	N/A	32.379	AV
2	*	2478.128	90.434	58.049	N/A	N/A	32.385	AV
3		2483.500	42.642	10.260	-11.358	54.000	32.382	AV
4		2486.128	43.989	11.608	-10.011	54.000	32.381	AV

Note 1: " * ", means this data is the worst emission level.

Note 2: Measure Level (dBμV/m) = Reading Level (dBμV) + Factor (dB/m).

Note 3: Factor (dB/m) = Cable Loss (dB) + Antenna Factor (dB/m).

Site: WZ-AC2	Test Date: 2024-05-16
Limit: FCC_2.4G_RE(3m)	Engineer: Carl Jiang
Probe: BBHA9120D_1457_1-18GHz	Polarity: Vertical
EUT: ACCESS POINT	Power: AC 120V/60Hz
Test Mode: Transmit at Ant 6 - Filter 1# - 2478MHz Ant 3 - Filter 7# - 2470MHz	

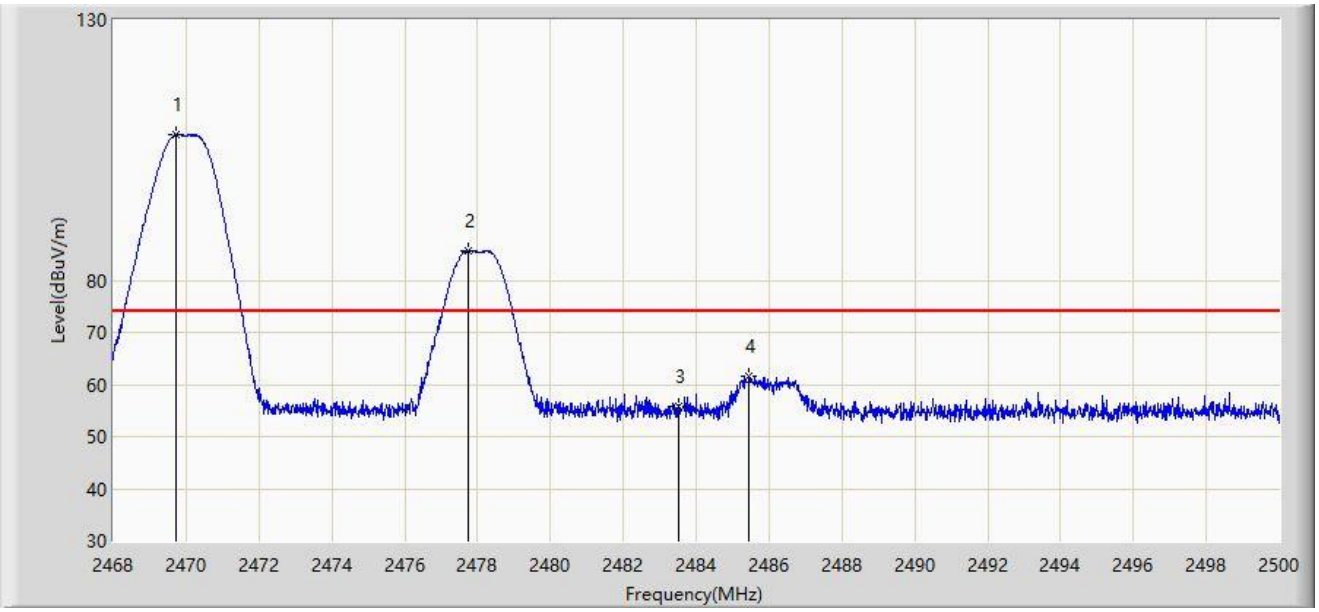

No	Mark	Frequency (MHz)	Measure Level (dBμV/m)	Reading Level (dBμV)	Margin (dB)	Limit (dBμV/m)	Factor (dB/m)	Type
1		2469.728	107.973	75.595	N/A	N/A	32.378	PK
2	*	2477.728	85.758	53.373	N/A	N/A	32.385	PK
3		2483.500	55.747	23.365	-18.253	74.000	32.382	PK
4		2485.440	61.593	29.212	-12.407	74.000	32.382	PK

Note 1: " * ", means this data is the worst emission level.

Note 2: Measure Level (dBμV/m) = Reading Level (dBμV) + Factor (dB/m).

Note 3: Factor (dB/m) = Cable Loss (dB) + Antenna Factor (dB/m).

Site: WZ-AC2	Test Date: 2024-05-16
Limit: FCC_2.4G_RE(3m)	Engineer: Carl Jiang
Probe: BBHA9120D_1457_1-18GHz	Polarity: Vertical
EUT: ACCESS POINT	Power: AC 120V/60Hz
Test Mode: Transmit at Ant 6 - Filter 1# - 2478MHz Ant 3 - Filter 7# - 2470MHz	

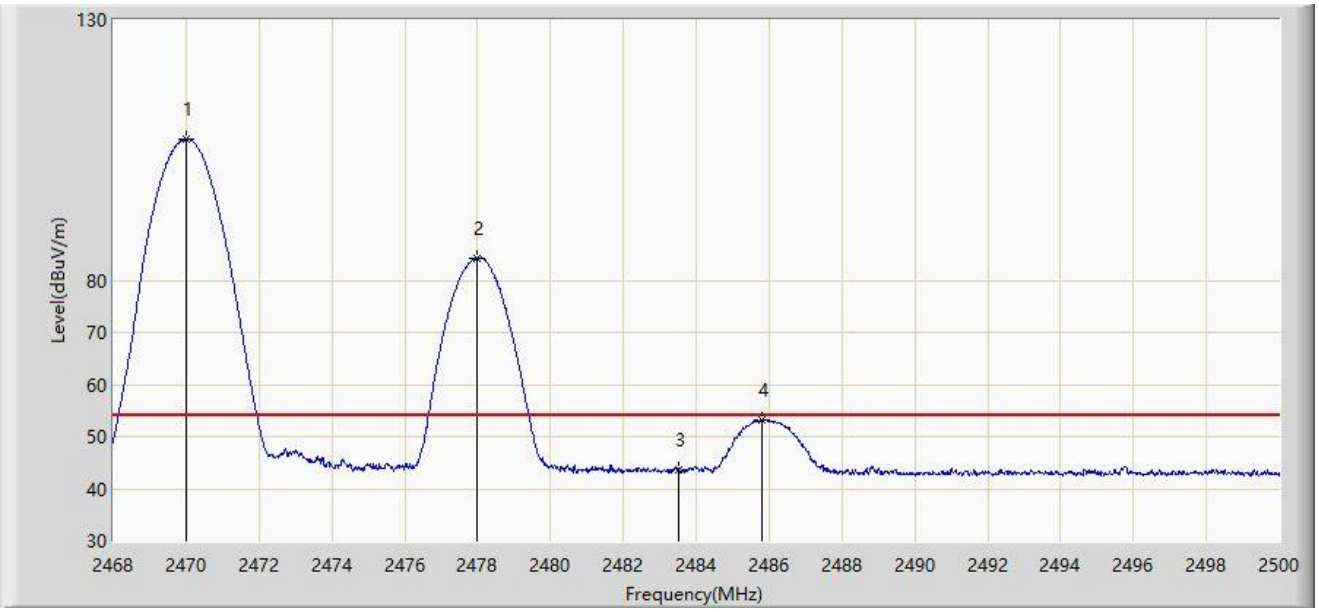

No	Mark	Frequency (MHz)	Measure Level (dBμV/m)	Reading Level (dBμV)	Margin (dB)	Limit (dBμV/m)	Factor (dB/m)	Type
1		2470.016	107.178	74.799	N/A	N/A	32.379	AV
2	*	2477.984	84.217	51.832	N/A	N/A	32.385	AV
3		2483.500	43.638	11.256	-10.362	54.000	32.382	AV
4		2485.792	53.185	20.804	-0.815	54.000	32.381	AV

Note 1: " * ", means this data is the worst emission level.

Note 2: Measure Level (dBμV/m) = Reading Level (dBμV) + Factor (dB/m).

Note 3: Factor (dB/m) = Cable Loss (dB) + Antenna Factor (dB/m).

Site: WZ-AC2	Test Date: 2024-05-16
Limit: FCC_2.4G_RE(3m)	Engineer: Carl Jiang
Probe: BBHA9120D_1457_1-18GHz	Polarity: Horizontal
EUT: ACCESS POINT	Power: AC 120V/60Hz
Test Mode: Transmit at Ant 6 - Filter 1# - 2476MHz Ant 3 - Filter 7# - 2472MHz	

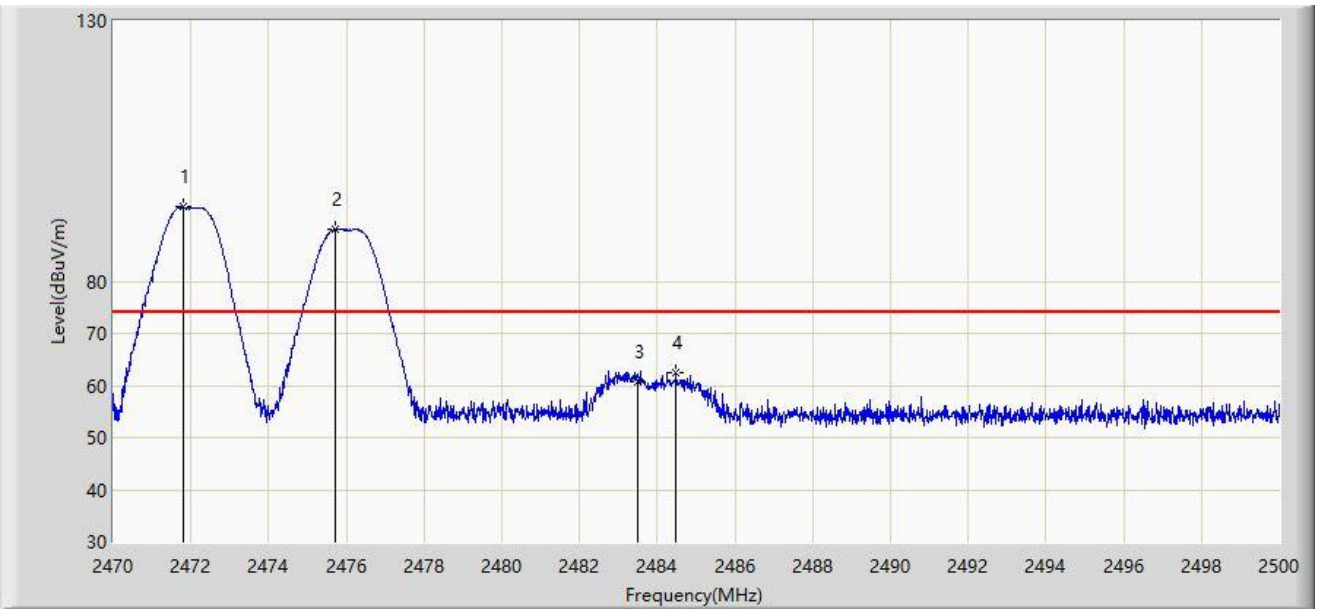

No	Mark	Frequency (MHz)	Measure Level (dBμV/m)	Reading Level (dBμV)	Margin (dB)	Limit (dBμV/m)	Factor (dB/m)	Type
1		2471.800	94.208	61.825	N/A	N/A	32.382	PK
2	*	2475.715	90.114	57.728	N/A	N/A	32.386	PK
3		2483.500	60.853	28.471	-13.147	74.000	32.382	PK
4		2484.490	62.410	30.028	-11.590	74.000	32.382	PK

Note 1: " * ", means this data is the worst emission level.

Note 2: Measure Level (dBμV/m) = Reading Level (dBμV) + Factor (dB/m).

Note 3: Factor (dB/m) = Cable Loss (dB) + Antenna Factor (dB/m).

Site: WZ-AC2	Test Date: 2024-05-16
Limit: FCC_2.4G_RE(3m)	Engineer: Carl Jiang
Probe: BBHA9120D_1457_1-18GHz	Polarity: Horizontal
EUT: ACCESS POINT	Power: AC 120V/60Hz
Test Mode: Transmit at Ant 6 - Filter 1# - 2476MHz Ant 3 - Filter 7# - 2472MHz	

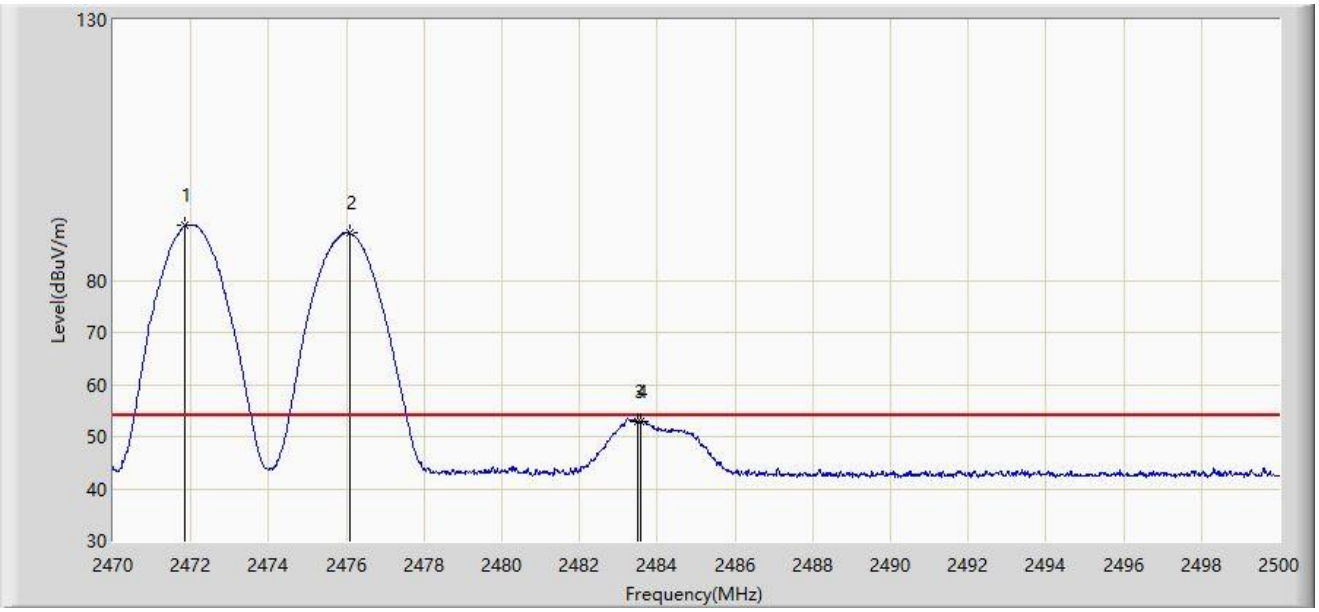

No	Mark	Frequency (MHz)	Measure Level (dBμV/m)	Reading Level (dBμV)	Margin (dB)	Limit (dBμV/m)	Factor (dB/m)	Type
1		2471.845	90.441	58.058	N/A	N/A	32.382	AV
2	*	2476.090	89.006	56.620	N/A	N/A	32.386	AV
3		2483.500	53.023	20.641	-0.977	54.000	32.382	AV
4		2483.560	53.002	20.620	-0.998	54.000	32.382	AV

Note 1: " * ", means this data is the worst emission level.

Note 2: Measure Level (dBμV/m) = Reading Level (dBμV) + Factor (dB/m).

Note 3: Factor (dB/m) = Cable Loss (dB) + Antenna Factor (dB/m).

Site: WZ-AC2	Test Date: 2024-05-16
Limit: FCC_2.4G_RE(3m)	Engineer: Carl Jiang
Probe: BBHA9120D_1457_1-18GHz	Polarity: Vertical
EUT: ACCESS POINT	Power: AC 120V/60Hz
Test Mode: Transmit at Ant 6 - Filter 1# - 2476MHz Ant 3 - Filter 7# - 2472MHz	

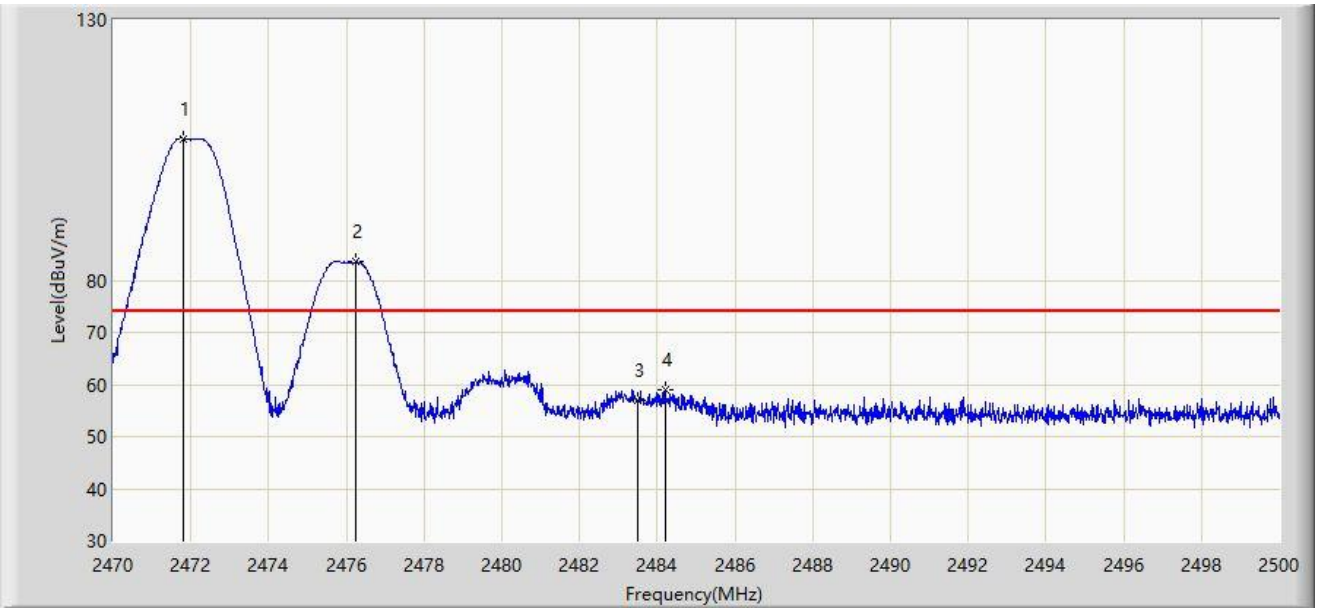

No	Mark	Frequency (MHz)	Measure Level (dBμV/m)	Reading Level (dBμV)	Margin (dB)	Limit (dBμV/m)	Factor (dB/m)	Type
1		2471.800	107.237	74.854	N/A	N/A	32.382	PK
2	*	2476.225	83.613	51.227	N/A	N/A	32.386	PK
3		2483.500	56.843	24.461	-17.157	74.000	32.382	PK
4		2484.205	59.077	26.695	-14.923	74.000	32.382	PK

Note 1: " * ", means this data is the worst emission level.

Note 2: Measure Level (dBμV/m) = Reading Level (dBμV) + Factor (dB/m).

Note 3: Factor (dB/m) = Cable Loss (dB) + Antenna Factor (dB/m).

Site: WZ-AC2	Test Date: 2024-05-16
Limit: FCC_2.4G_RE(3m)	Engineer: Carl Jiang
Probe: BBHA9120D_1457_1-18GHz	Polarity: Vertical
EUT: ACCESS POINT	Power: AC 120V/60Hz
Test Mode: Transmit at Ant 6 - Filter 1# - 2476MHz Ant 3 - Filter 7# - 2472MHz	

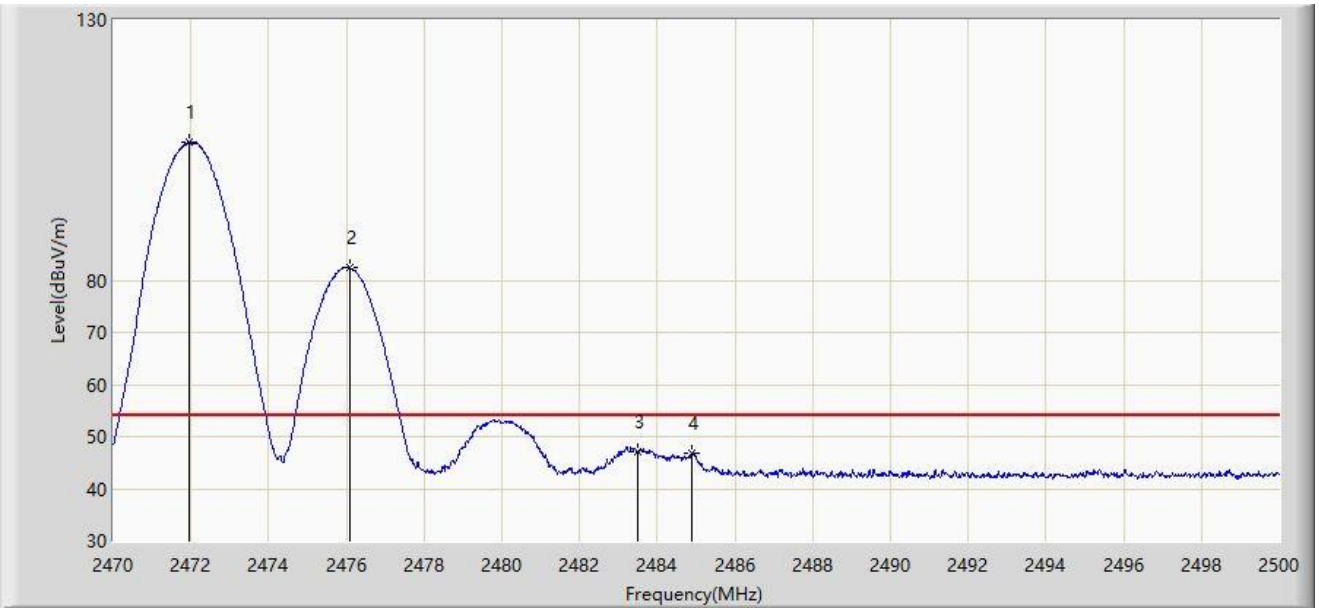

No	Mark	Frequency (MHz)	Measure Level (dBμV/m)	Reading Level (dBμV)	Margin (dB)	Limit (dBμV/m)	Factor (dB/m)	Type
1		2471.950	106.445	74.062	N/A	N/A	32.383	AV
2	*	2476.090	82.435	50.049	N/A	N/A	32.386	AV
3		2483.500	47.097	14.715	-6.903	54.000	32.382	AV
4		2484.880	46.686	14.304	-7.314	54.000	32.382	AV

Note 1: " * ", means this data is the worst emission level.

Note 2: Measure Level (dBμV/m) = Reading Level (dBμV) + Factor (dB/m).

Note 3: Factor (dB/m) = Cable Loss (dB) + Antenna Factor (dB/m).

Site: WZ-AC2	Test Date: 2024-05-16
Limit: FCC_2.4G_RE(3m)	Engineer: Carl Jiang
Probe: BBHA9120D_1457_1-18GHz	Polarity: Horizontal
EUT: ACCESS POINT	Power: AC 120V/60Hz
Test Mode: Transmit at Ant 6 - Filter 1# - 2478MHz Ant 3 - Filter 7# - 2472MHz	

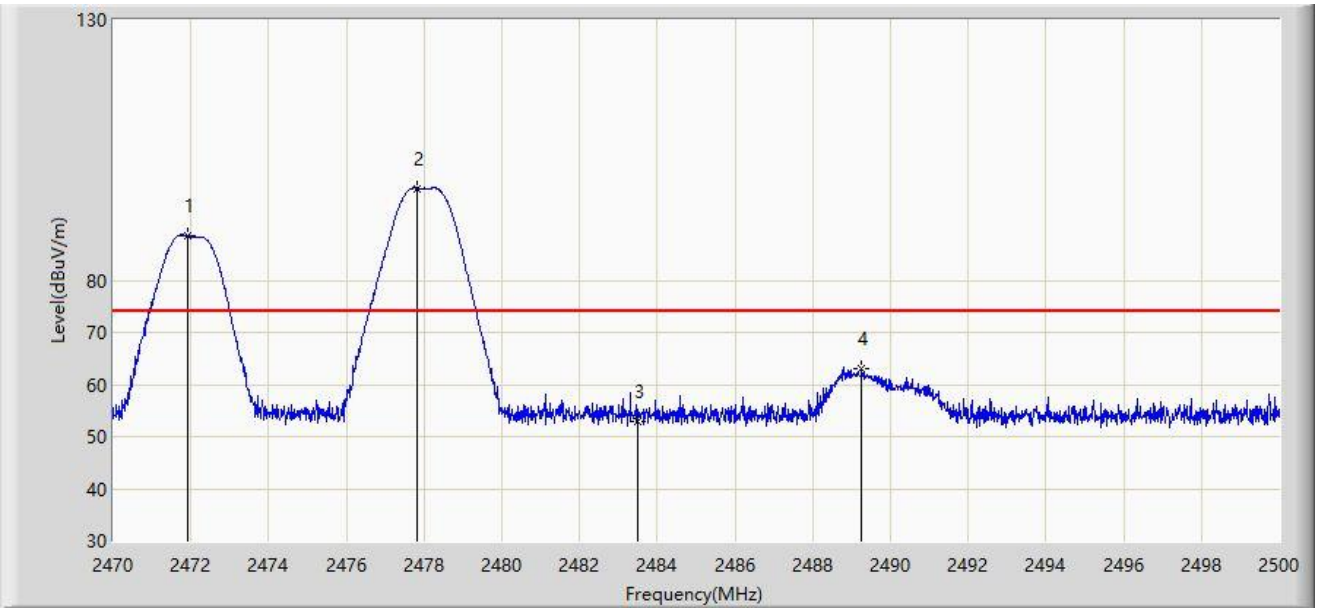

No	Mark	Frequency (MHz)	Measure Level (dBμV/m)	Reading Level (dBμV)	Margin (dB)	Limit (dBμV/m)	Factor (dB/m)	Type
1	*	2471.920	88.562	56.179	N/A	N/A	32.383	PK
2		2477.815	97.646	65.261	N/A	N/A	32.385	PK
3		2483.500	52.863	20.481	-21.137	74.000	32.382	PK
4		2489.245	62.946	30.566	-11.054	74.000	32.380	PK

Note 1: " * ", means this data is the worst emission level.

Note 2: Measure Level (dBμV/m) = Reading Level (dBμV) + Factor (dB/m).

Note 3: Factor (dB/m) = Cable Loss (dB) + Antenna Factor (dB/m).

Site: WZ-AC2	Test Date: 2024-05-16
Limit: FCC_2.4G_RE(3m)	Engineer: Carl Jiang
Probe: BBHA9120D_1457_1-18GHz	Polarity: Horizontal
EUT: ACCESS POINT	Power: AC 120V/60Hz
Test Mode: Transmit at Ant 6 - Filter 1# - 2478MHz Ant 3 - Filter 7# - 2472MHz	

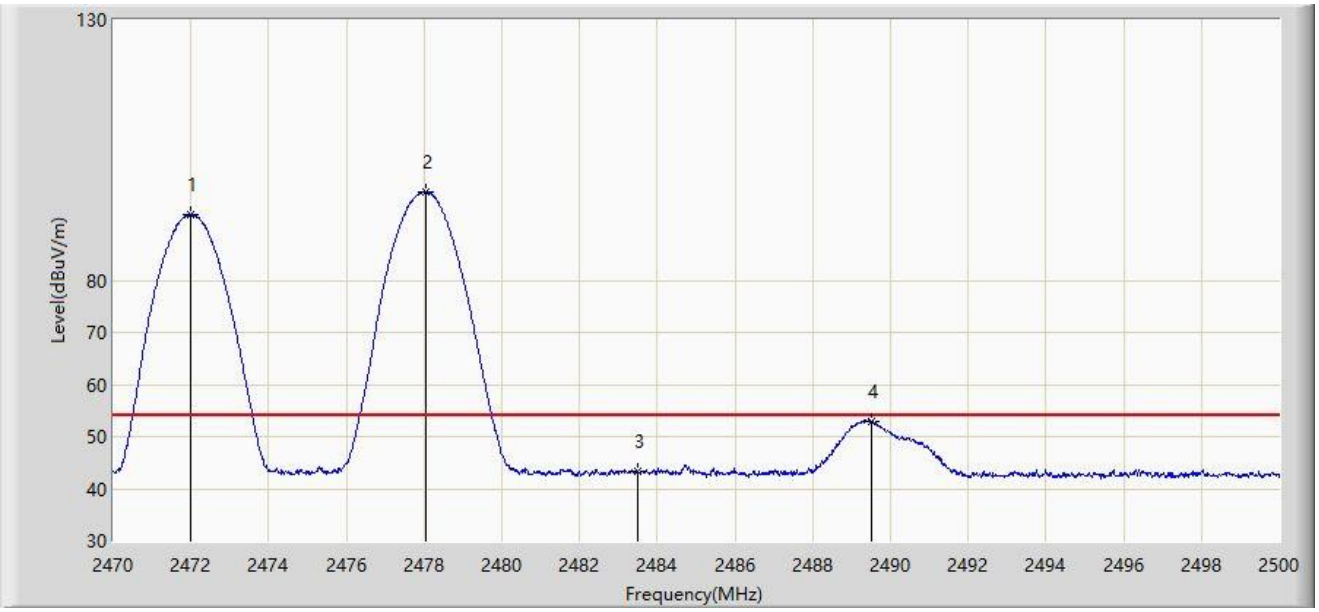

No	Mark	Frequency (MHz)	Measure Level (dBμV/m)	Reading Level (dBμV)	Margin (dB)	Limit (dBμV/m)	Factor (dB/m)	Type
1	*	2472.010	92.599	60.216	N/A	N/A	32.383	AV
2		2478.055	96.944	64.559	N/A	N/A	32.385	AV
3		2483.500	43.207	10.825	-10.793	54.000	32.382	AV
4		2489.530	52.855	20.475	-1.145	54.000	32.379	AV

Note 1: " * ", means this data is the worst emission level.

Note 2: Measure Level (dBμV/m) = Reading Level (dBμV) + Factor (dB/m).

Note 3: Factor (dB/m) = Cable Loss (dB) + Antenna Factor (dB/m).

Site: WZ-AC2	Test Date: 2024-05-17
Limit: FCC_2.4G_RE(3m)	Engineer: Carl Jiang
Probe: BBHA9120D_1457_1-18GHz	Polarity: Vertical
EUT: ACCESS POINT	Power: AC 120V/60Hz
Test Mode: Transmit at Ant 6 - Filter 1# - 2478MHz Ant 3 - Filter 7# - 2472MHz	

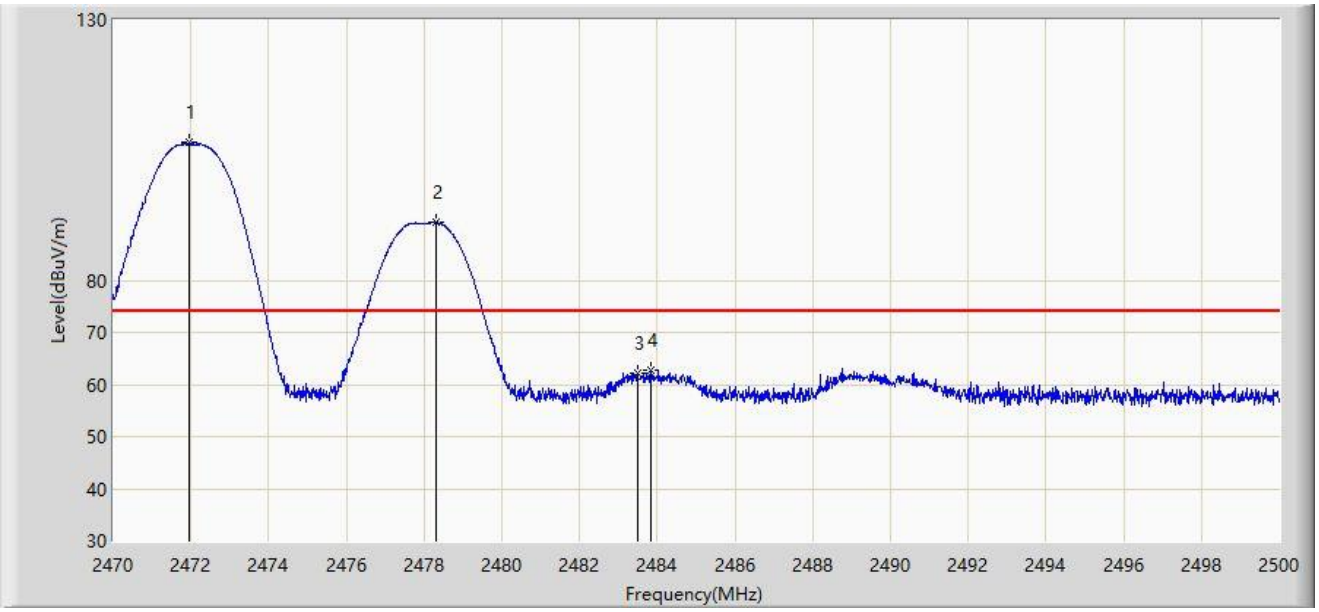

No	Mark	Frequency (MHz)	Measure Level (dBμV/m)	Reading Level (dBμV)	Margin (dB)	Limit (dBμV/m)	Factor (dB/m)	Type
1		2471.950	106.431	74.048	N/A	N/A	32.383	PK
2	*	2478.295	91.086	58.701	N/A	N/A	32.385	PK
3		2483.500	62.107	29.725	-11.893	74.000	32.382	PK
4		2483.830	62.794	30.412	-11.206	74.000	32.382	PK

Note 1: " * ", means this data is the worst emission level.

Note 2: Measure Level (dBμV/m) = Reading Level (dBμV) + Factor (dB/m).

Note 3: Factor (dB/m) = Cable Loss (dB) + Antenna Factor (dB/m).

Site: WZ-AC2	Test Date: 2024-05-17
Limit: FCC_2.4G_RE(3m)	Engineer: Carl Jiang
Probe: BBHA9120D_1457_1-18GHz	Polarity: Vertical
EUT: ACCESS POINT	Power: AC 120V/60Hz
Test Mode: Transmit at Ant 6 - Filter 1# - 2478MHz Ant 3 - Filter 7# - 2472MHz	

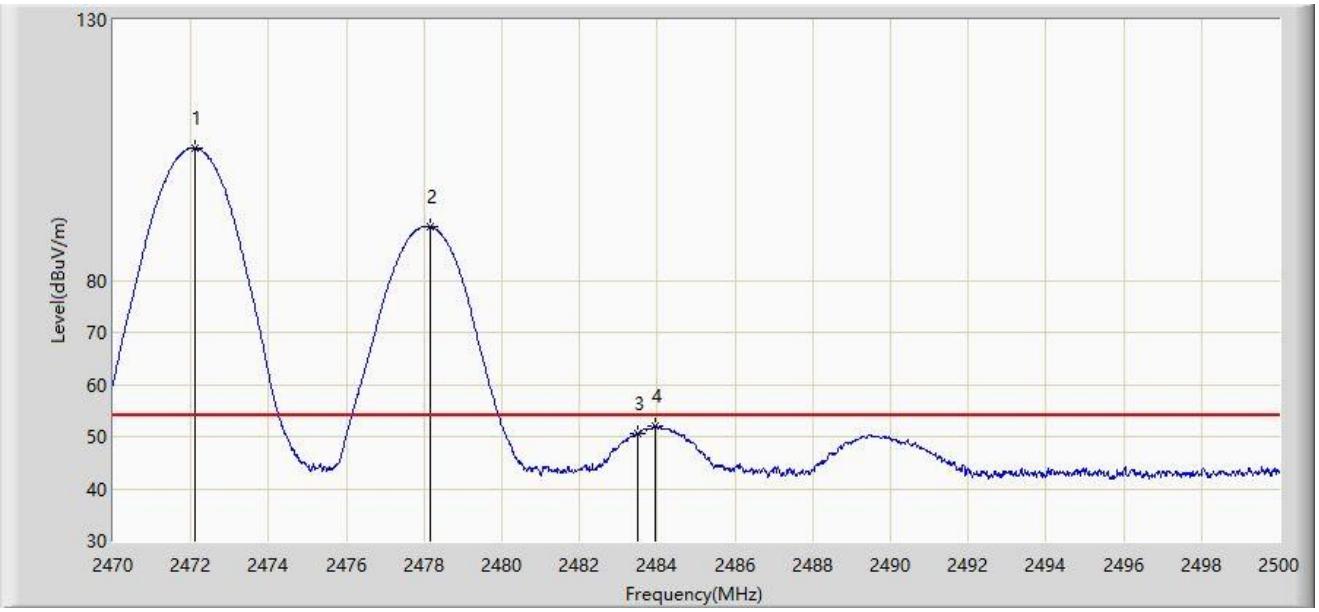

No	Mark	Frequency (MHz)	Measure Level (dBμV/m)	Reading Level (dBμV)	Margin (dB)	Limit (dBμV/m)	Factor (dB/m)	Type
1		2472.100	105.389	73.006	N/A	N/A	32.383	AV
2	*	2478.145	90.411	58.026	N/A	N/A	32.385	AV
3		2483.500	50.487	18.105	-3.513	54.000	32.382	AV
4		2483.950	52.106	19.724	-1.894	54.000	32.382	AV

Note 1: " * ", means this data is the worst emission level.

Note 2: Measure Level (dBμV/m) = Reading Level (dBμV) + Factor (dB/m).

Note 3: Factor (dB/m) = Cable Loss (dB) + Antenna Factor (dB/m).

Site: WZ-AC2	Test Date: 2024-05-16
Limit: FCC_2.4G_RE(3m)	Engineer: Carl Jiang
Probe: BBHA9120D_1457_1-18GHz	Polarity: Horizontal
EUT: ACCESS POINT	Power: AC 120V/60Hz
Test Mode: Transmit at Ant 6 - Filter 1# - 2478MHz Ant 3 - Filter 7# - 2474MHz	

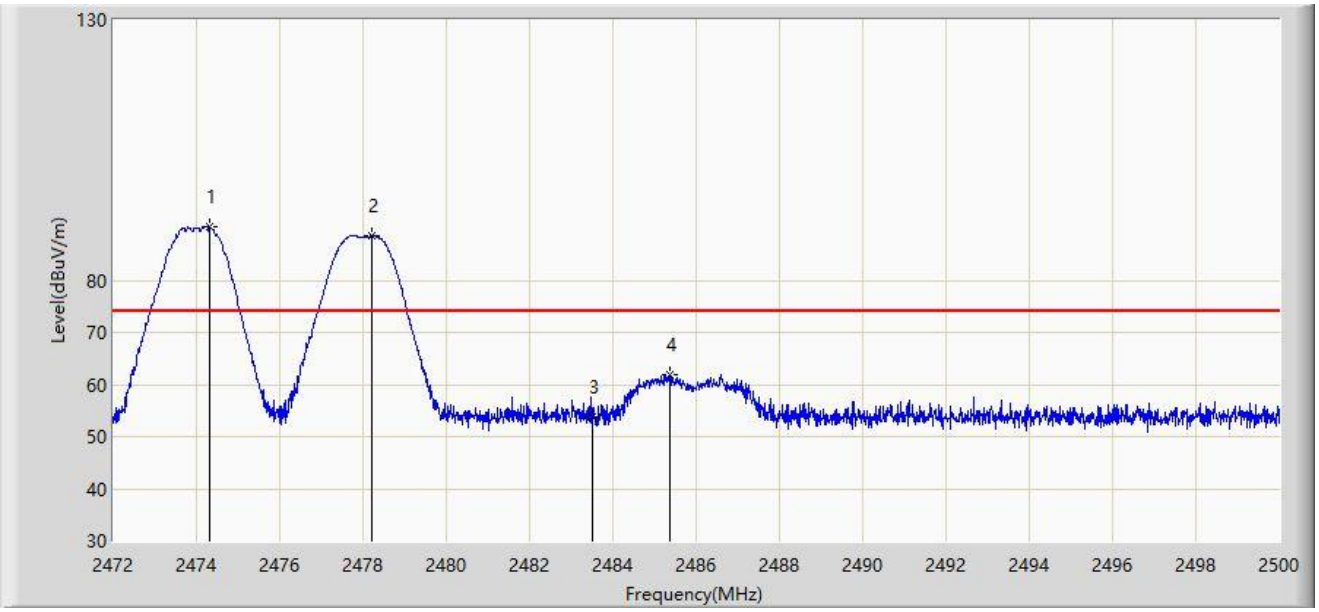

No	Mark	Frequency (MHz)	Measure Level (dBμV/m)	Reading Level (dBμV)	Margin (dB)	Limit (dBμV/m)	Factor (dB/m)	Type
1		2474.310	90.222	57.835	N/A	N/A	32.387	PK
2	*	2478.216	88.457	56.072	N/A	N/A	32.385	PK
3		2483.500	53.827	21.445	-20.173	74.000	32.382	PK
4		2485.356	61.892	29.510	-12.108	74.000	32.382	PK

Note 1: " * ", means this data is the worst emission level.

Note 2: Measure Level (dBμV/m) = Reading Level (dBμV) + Factor (dB/m).

Note 3: Factor (dB/m) = Cable Loss (dB) + Antenna Factor (dB/m).

Site: WZ-AC2	Test Date: 2024-05-16
Limit: FCC_2.4G_RE(3m)	Engineer: Carl Jiang
Probe: BBHA9120D_1457_1-18GHz	Polarity: Horizontal
EUT: ACCESS POINT	Power: AC 120V/60Hz
Test Mode: Transmit at Ant 6 - Filter 1# - 2478MHz Ant 3 - Filter 7# - 2474MHz	

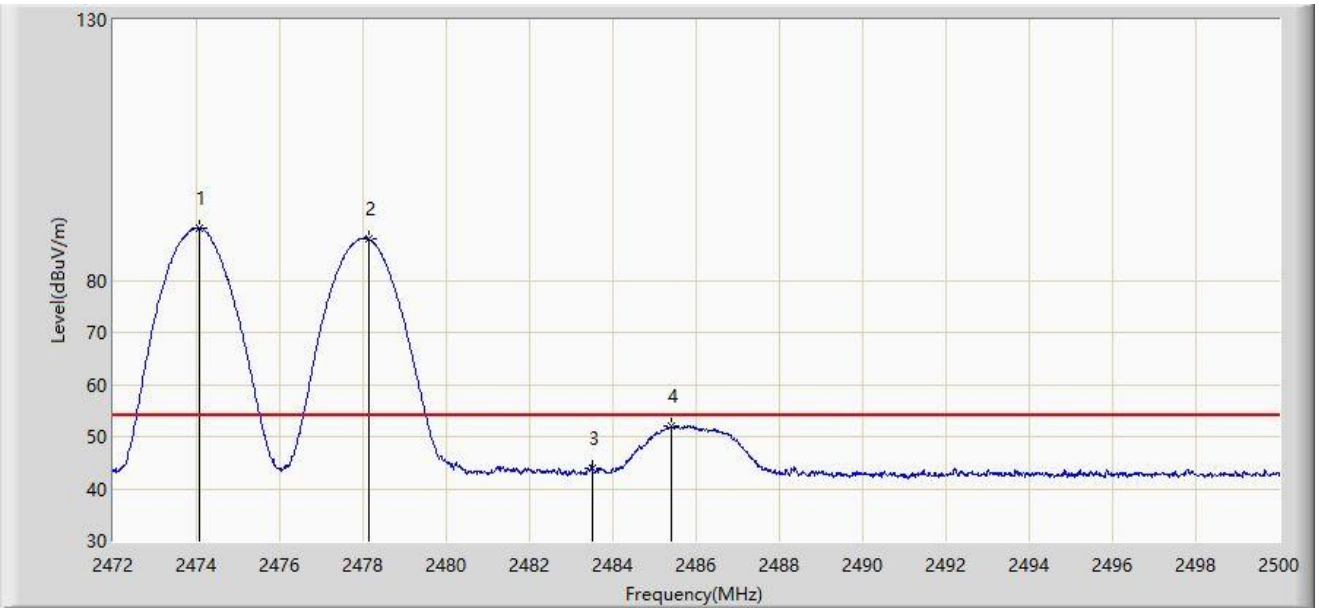

No	Mark	Frequency (MHz)	Measure Level (dBμV/m)	Reading Level (dBμV)	Margin (dB)	Limit (dBμV/m)	Factor (dB/m)	Type
1		2474.086	90.122	57.735	N/A	N/A	32.387	AV
2	*	2478.132	87.934	55.549	N/A	N/A	32.385	AV
3		2483.500	43.987	11.605	-10.013	54.000	32.382	AV
4		2485.412	51.928	19.547	-2.072	54.000	32.382	AV

Note 1: " * ", means this data is the worst emission level.

Note 2: Measure Level (dBμV/m) = Reading Level (dBμV) + Factor (dB/m).

Note 3: Factor (dB/m) = Cable Loss (dB) + Antenna Factor (dB/m).

Site: WZ-AC2	Test Date: 2024-05-16
Limit: FCC_2.4G_RE(3m)	Engineer: Carl Jiang
Probe: BBHA9120D_1457_1-18GHz	Polarity: Vertical
EUT: ACCESS POINT	Power: AC 120V/60Hz
Test Mode: Transmit at Ant 6 - Filter 1# - 2478MHz Ant 3 - Filter 7# - 2474MHz	

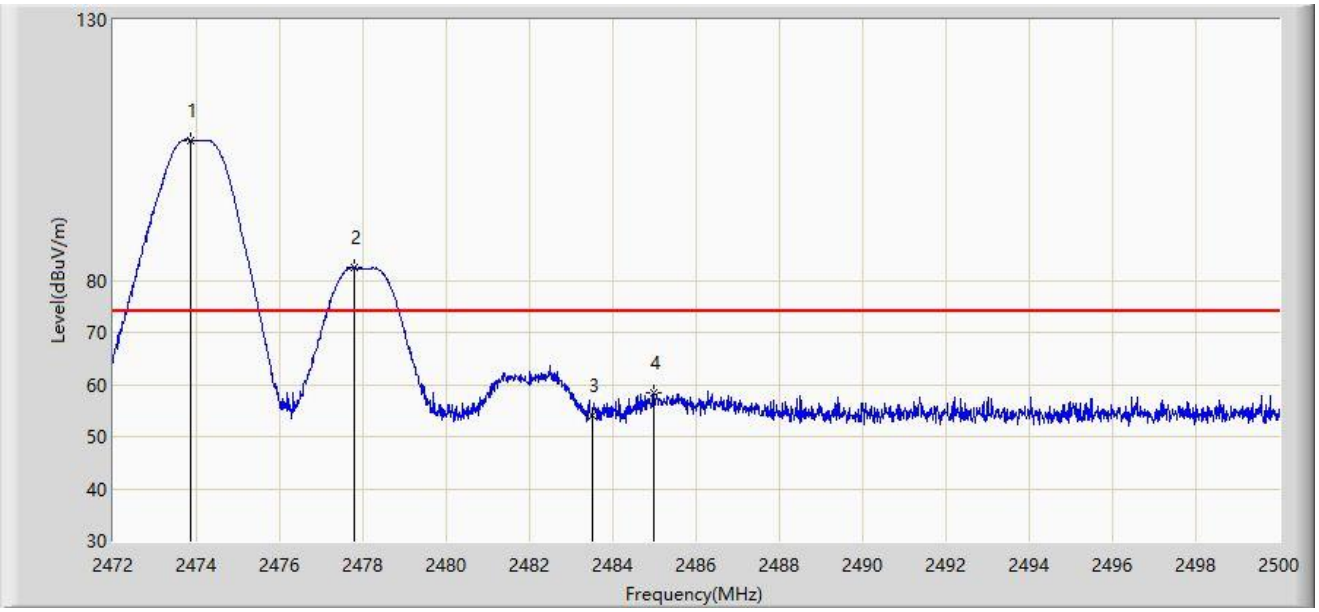

No	Mark	Frequency (MHz)	Measure Level (dBμV/m)	Reading Level (dBμV)	Margin (dB)	Limit (dBμV/m)	Factor (dB/m)	Type
1		2473.862	106.886	74.499	N/A	N/A	32.387	PK
2	*	2477.782	82.458	50.073	N/A	N/A	32.385	PK
3		2483.500	54.164	21.782	-19.836	74.000	32.382	PK
4		2484.978	58.433	26.051	-15.567	74.000	32.382	PK

Note 1: " * ", means this data is the worst emission level.

Note 2: Measure Level (dBμV/m) = Reading Level (dBμV) + Factor (dB/m).

Note 3: Factor (dB/m) = Cable Loss (dB) + Antenna Factor (dB/m).

Site: WZ-AC2	Test Date: 2024-05-16
Limit: FCC_2.4G_RE(3m)	Engineer: Carl Jiang
Probe: BBHA9120D_1457_1-18GHz	Polarity: Vertical
EUT: ACCESS POINT	Power: AC 120V/60Hz
Test Mode: Transmit at Ant 6 - Filter 1# - 2478MHz Ant 3 - Filter 7# - 2474MHz	

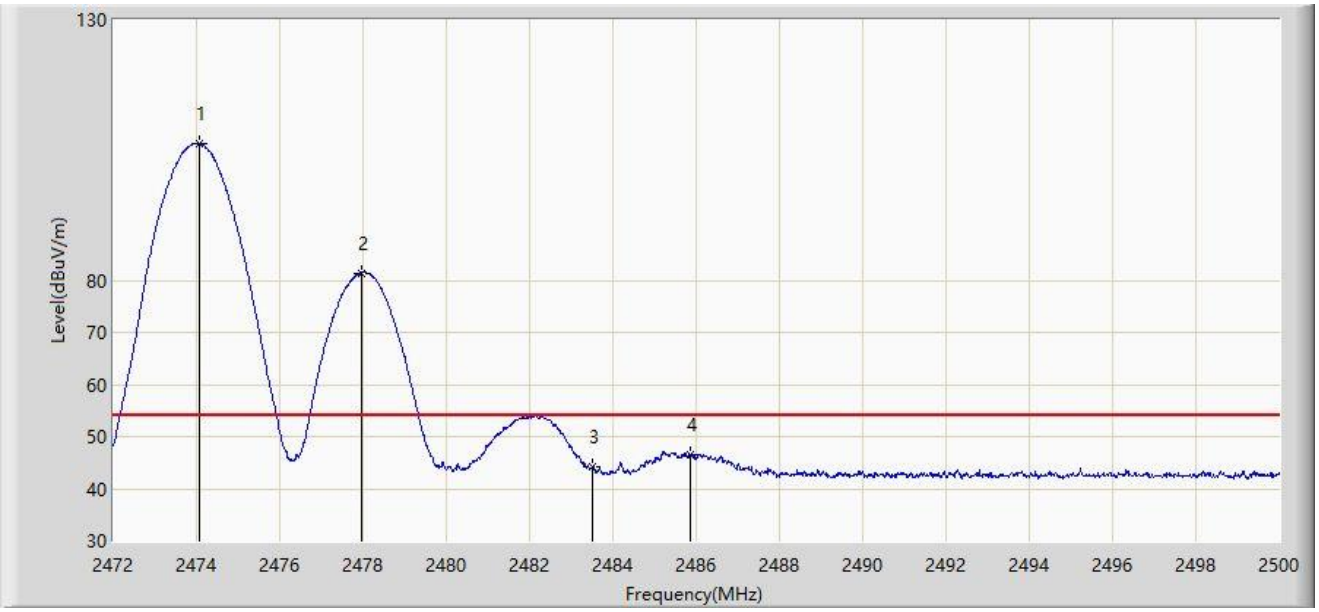

No	Mark	Frequency (MHz)	Measure Level (dBμV/m)	Reading Level (dBμV)	Margin (dB)	Limit (dBμV/m)	Factor (dB/m)	Type
1		2474.072	106.326	73.939	N/A	N/A	32.387	AV
2	*	2477.964	81.418	49.033	N/A	N/A	32.385	AV
3		2483.500	44.172	11.790	-9.828	54.000	32.382	AV
4		2485.860	46.646	14.265	-7.354	54.000	32.381	AV

Note 1: " * ", means this data is the worst emission level.

Note 2: Measure Level (dBμV/m) = Reading Level (dBμV) + Factor (dB/m).

Note 3: Factor (dB/m) = Cable Loss (dB) + Antenna Factor (dB/m).

Site: WZ-AC2	Test Date: 2024-05-16
Limit: FCC_2.4G_RE(3m)	Engineer: Carl Jiang
Probe: BBHA9120D_1457_1-18GHz	Polarity: Horizontal
EUT: ACCESS POINT	Power: AC 120V/60Hz
Test Mode: Transmit at Ant 6 - Filter 1# - 2480MHz Ant 3 - Filter 7# - 2474MHz	

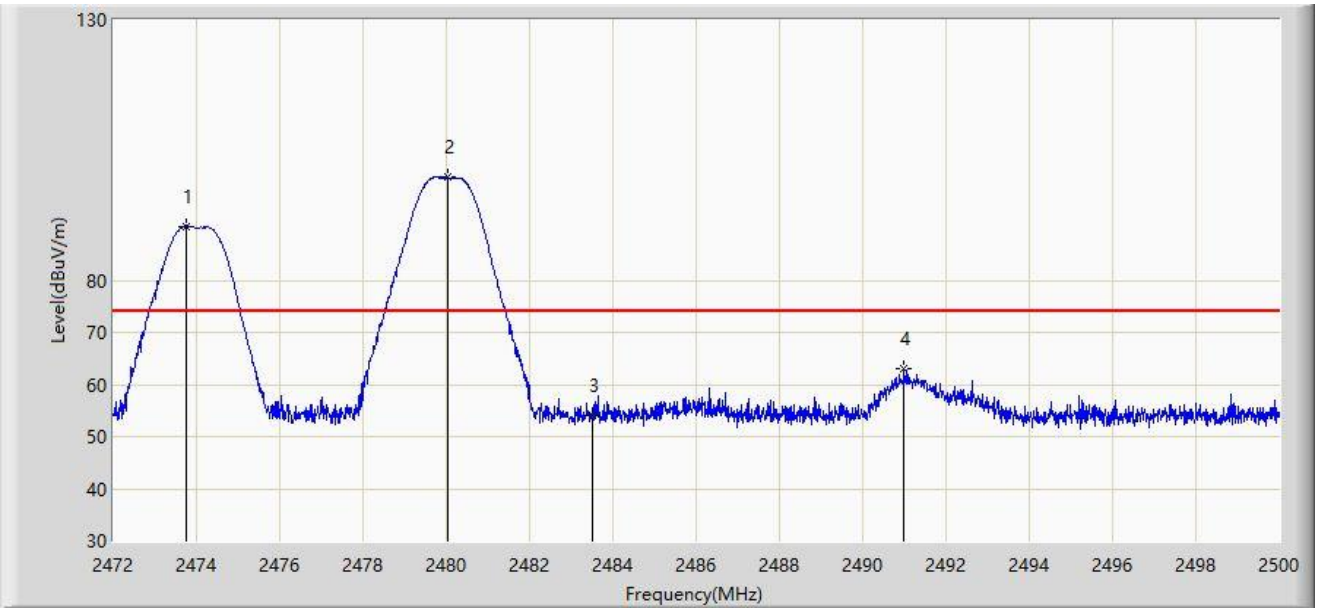

No	Mark	Frequency (MHz)	Measure Level (dBμV/m)	Reading Level (dBμV)	Margin (dB)	Limit (dBμV/m)	Factor (dB/m)	Type
1	*	2473.750	90.433	58.046	N/A	N/A	32.386	PK
2		2480.050	99.724	67.340	N/A	N/A	32.384	PK
3		2483.500	54.108	21.726	-19.892	74.000	32.382	PK
4		2490.984	62.969	30.590	-11.031	74.000	32.379	PK

Note 1: " * ", means this data is the worst emission level.

Note 2: Measure Level (dBμV/m) = Reading Level (dBμV) + Factor (dB/m).

Note 3: Factor (dB/m) = Cable Loss (dB) + Antenna Factor (dB/m).

Site: WZ-AC2	Test Date: 2024-05-16
Limit: FCC_2.4G_RE(3m)	Engineer: Carl Jiang
Probe: BBHA9120D_1457_1-18GHz	Polarity: Horizontal
EUT: ACCESS POINT	Power: AC 120V/60Hz
Test Mode: Transmit at Ant 6 - Filter 1# - 2480MHz Ant 3 - Filter 7# - 2474MHz	

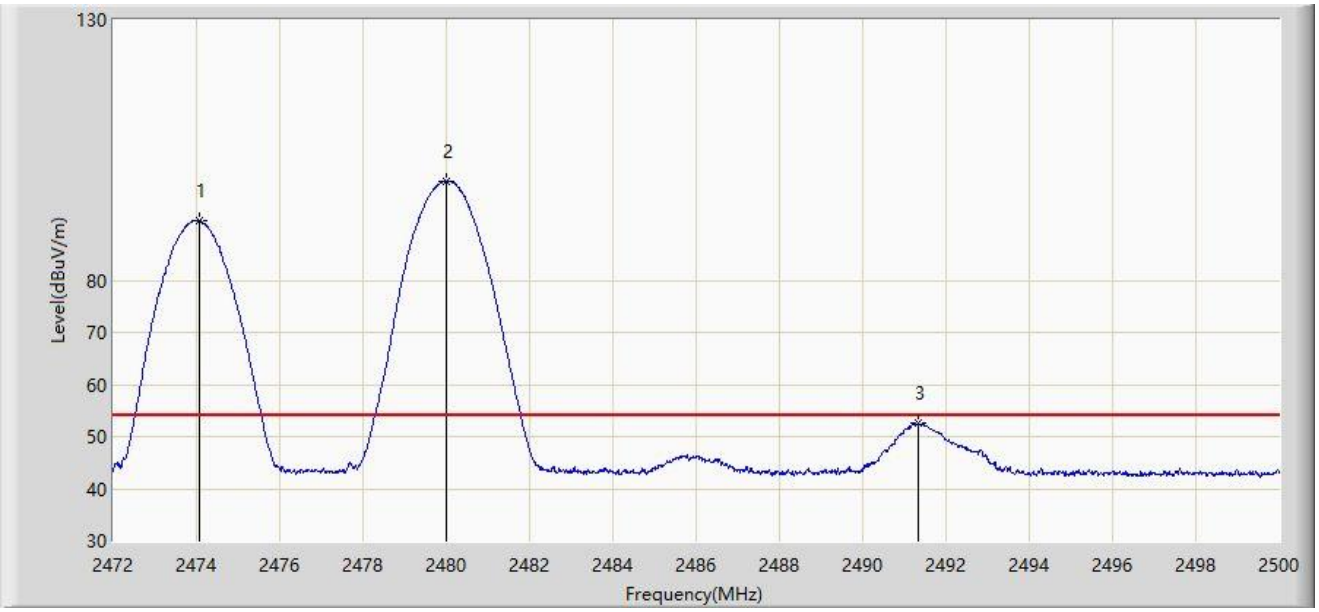

No	Mark	Frequency (MHz)	Measure Level (dBμV/m)	Reading Level (dBμV)	Margin (dB)	Limit (dBμV/m)	Factor (dB/m)	Type
1	*	2474.072	91.418	59.031	N/A	N/A	32.387	AV
2		2480.008	99.110	66.726	N/A	N/A	32.384	AV
3		2491.320	52.547	20.168	-1.453	54.000	32.379	AV

Note 1: " * ", means this data is the worst emission level.

Note 2: Measure Level (dBμV/m) = Reading Level (dBμV) + Factor (dB/m).

Note 3: Factor (dB/m) = Cable Loss (dB) + Antenna Factor (dB/m).

Site: WZ-AC2	Test Date: 2024-05-16
Limit: FCC_2.4G_RE(3m)	Engineer: Carl Jiang
Probe: BBHA9120D_1457_1-18GHz	Polarity: Vertical
EUT: ACCESS POINT	Power: AC 120V/60Hz
Test Mode: Transmit at Ant 6 - Filter 1# - 2480MHz Ant 3 - Filter 7# - 2474MHz	

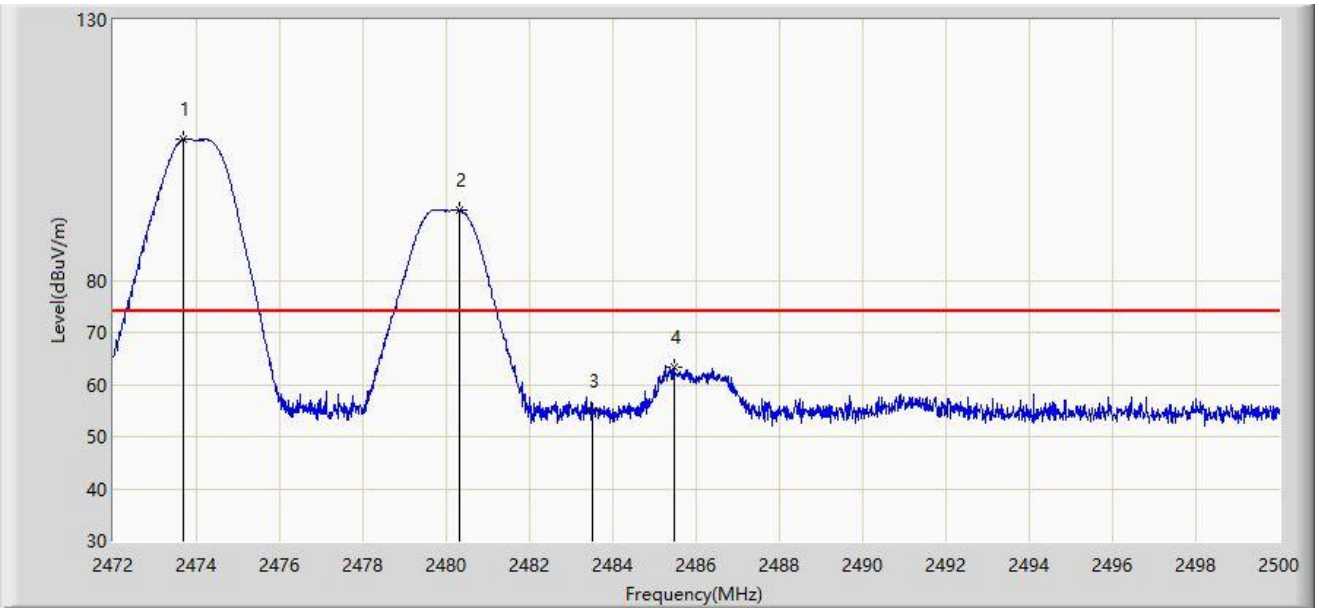

No	Mark	Frequency (MHz)	Measure Level (dBμV/m)	Reading Level (dBμV)	Margin (dB)	Limit (dBμV/m)	Factor (dB/m)	Type
1		2473.680	107.001	74.615	N/A	N/A	32.386	PK
2	*	2480.302	93.520	61.136	N/A	N/A	32.384	PK
3		2483.500	54.949	22.567	-19.051	74.000	32.382	PK
4		2485.468	63.463	31.082	-10.537	74.000	32.382	PK

Note 1: " * ", means this data is the worst emission level.

Note 2: Measure Level (dBμV/m) = Reading Level (dBμV) + Factor (dB/m).

Note 3: Factor (dB/m) = Cable Loss (dB) + Antenna Factor (dB/m).

Site: WZ-AC2	Test Date: 2024-05-16
Limit: FCC_2.4G_RE(3m)	Engineer: Carl Jiang
Probe: BBHA9120D_1457_1-18GHz	Polarity: Vertical
EUT: ACCESS POINT	Power: AC 120V/60Hz
Test Mode: Transmit at Ant 6 - Filter 1# - 2480MHz Ant 3 - Filter 7# - 2474MHz	

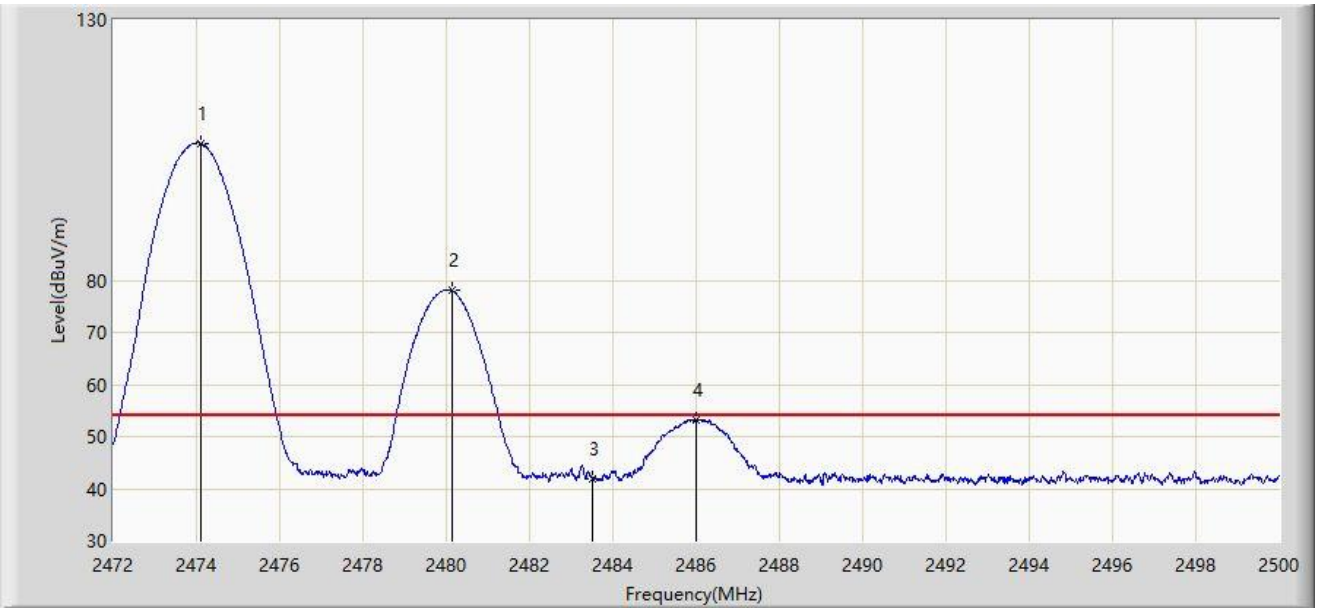

No	Mark	Frequency (MHz)	Measure Level (dBμV/m)	Reading Level (dBμV)	Margin (dB)	Limit (dBμV/m)	Factor (dB/m)	Type
1		2474.114	106.299	74.541	N/A	N/A	31.758	AV
2	*	2480.134	78.035	46.281	N/A	N/A	31.754	AV
3		2483.500	41.871	10.116	-12.129	54.000	31.754	AV
4		2486.014	53.308	21.552	-0.692	54.000	31.756	AV

Note 1: " * ", means this data is the worst emission level.

Note 2: Measure Level (dBμV/m) = Reading Level (dBμV) + Factor (dB/m).

Note 3: Factor (dB/m) = Cable Loss (dB) + Antenna Factor (dB/m).

Site: WZ-AC2	Test Date: 2024-05-16
Limit: FCC_2.4G_RE(3m)	Engineer: Carl Jiang
Probe: BBHA9120D_1457_1-18GHz	Polarity: Horizontal
EUT: ACCESS POINT	Power: AC 120V/60Hz
Test Mode: Transmit at Ant 6 - Filter 1# - 2468MHz Ant 3 - Filter 7# - 2476MHz	

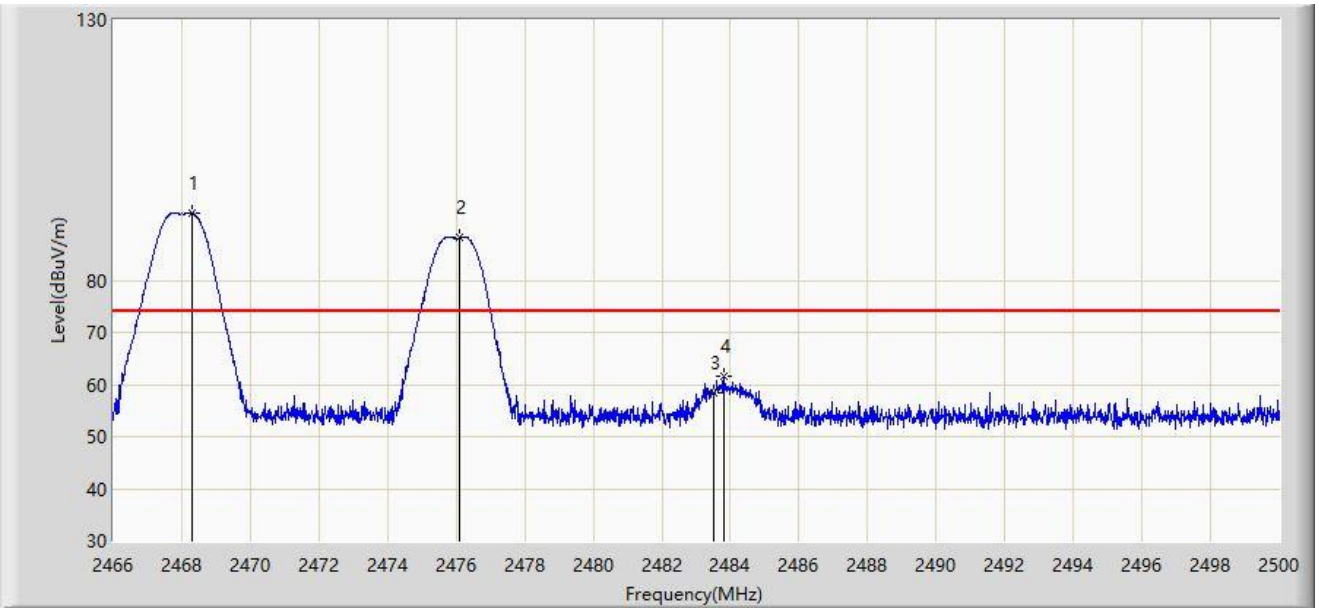

No	Mark	Frequency (MHz)	Measure Level (dBμV/m)	Reading Level (dBμV)	Margin (dB)	Limit (dBμV/m)	Factor (dB/m)	Type
1		2468.312	92.891	60.516	N/A	N/A	32.376	PK
2	*	2476.098	88.243	55.857	N/A	N/A	32.386	PK
3		2483.500	58.278	25.896	-15.722	74.000	32.382	PK
4		2483.816	61.672	29.290	-12.328	74.000	32.382	PK

Note 1: " * ", means this data is the worst emission level.

Note 2: Measure Level (dBμV/m) = Reading Level (dBμV) + Factor (dB/m).

Note 3: Factor (dB/m) = Cable Loss (dB) + Antenna Factor (dB/m).

Site: WZ-AC2	Test Date: 2024-05-16
Limit: FCC_2.4G_RE(3m)	Engineer: Carl Jiang
Probe: BBHA9120D_1457_1-18GHz	Polarity: Horizontal
EUT: ACCESS POINT	Power: AC 120V/60Hz
Test Mode: Transmit at Ant 6 - Filter 1# - 2468MHz Ant 3 - Filter 7# - 2476MHz	

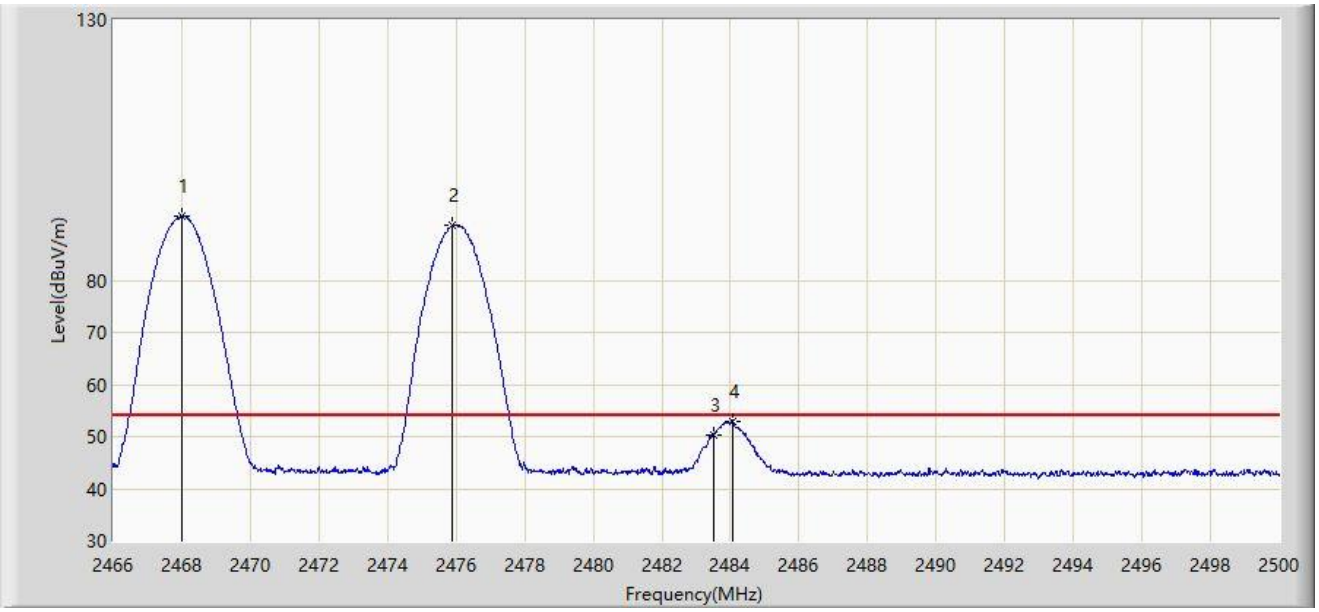

No	Mark	Frequency (MHz)	Measure Level (dBμV/m)	Reading Level (dBμV)	Margin (dB)	Limit (dBμV/m)	Factor (dB/m)	Type
1		2467.989	92.287	59.912	N/A	N/A	32.375	AV
2	*	2475.894	90.444	58.058	N/A	N/A	32.386	AV
3		2483.500	50.410	18.028	-3.590	54.000	32.382	AV
4		2484.071	52.936	20.554	-1.064	54.000	32.382	AV

Note 1: " * ", means this data is the worst emission level.

Note 2: Measure Level (dBμV/m) = Reading Level (dBμV) + Factor (dB/m).

Note 3: Factor (dB/m) = Cable Loss (dB) + Antenna Factor (dB/m).

Site: WZ-AC2	Test Date: 2024-05-16
Limit: FCC_2.4G_RE(3m)	Engineer: Carl Jiang
Probe: BBHA9120D_1457_1-18GHz	Polarity: Vertical
EUT: ACCESS POINT	Power: AC 120V/60Hz
Test Mode: Transmit at Ant 6 - Filter 1# - 2468MHz Ant 3 - Filter 7# - 2476MHz	

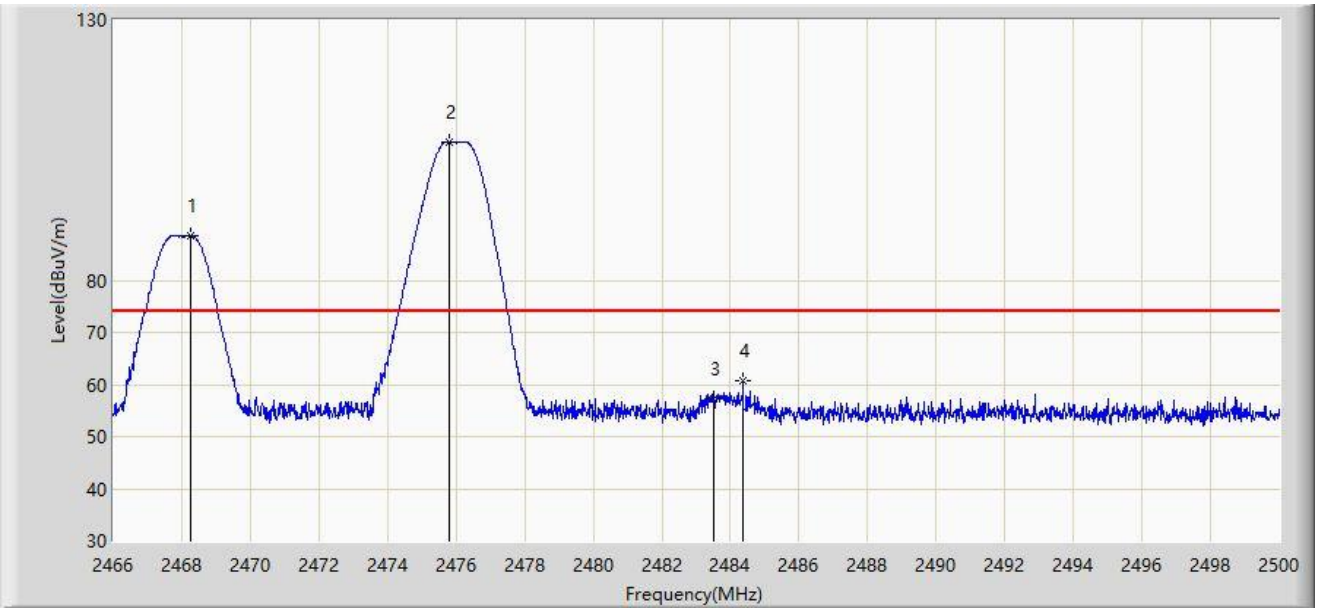

No	Mark	Frequency (MHz)	Measure Level (dBμV/m)	Reading Level (dBμV)	Margin (dB)	Limit (dBμV/m)	Factor (dB/m)	Type
1	*	2468.261	88.580	56.205	N/A	N/A	32.376	PK
2		2475.809	106.574	74.188	N/A	N/A	32.386	PK
3		2483.500	57.169	24.787	-16.831	74.000	32.382	PK
4		2484.360	60.725	28.343	-13.275	74.000	32.382	PK

Note 1: " * ", means this data is the worst emission level.

Note 2: Measure Level (dBμV/m) = Reading Level (dBμV) + Factor (dB/m).

Note 3: Factor (dB/m) = Cable Loss (dB) + Antenna Factor (dB/m).

Site: WZ-AC2	Test Date: 2024-05-16
Limit: FCC_2.4G_RE(3m)	Engineer: Carl Jiang
Probe: BBHA9120D_1457_1-18GHz	Polarity: Vertical
EUT: ACCESS POINT	Power: AC 120V/60Hz
Test Mode: Transmit at Ant 6 - Filter 1# - 2468MHz Ant 3 - Filter 7# - 2476MHz	

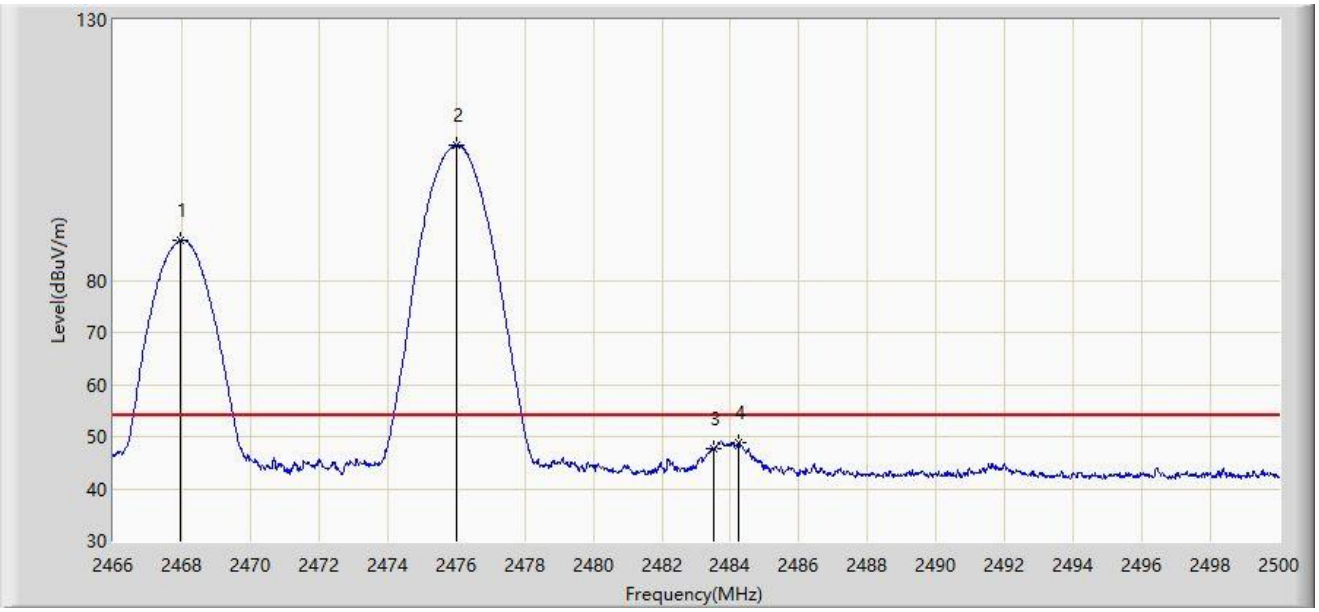

No	Mark	Frequency (MHz)	Measure Level (dBμV/m)	Reading Level (dBμV)	Margin (dB)	Limit (dBμV/m)	Factor (dB/m)	Type
1	*	2467.955	87.631	55.256	N/A	N/A	32.375	AV
2		2476.030	105.975	73.589	N/A	N/A	32.386	AV
3		2483.500	47.552	15.170	-6.448	54.000	32.382	AV
4		2484.224	48.828	16.446	-5.172	54.000	32.382	AV

Note 1: " * ", means this data is the worst emission level.

Note 2: Measure Level (dBμV/m) = Reading Level (dBμV) + Factor (dB/m).

Note 3: Factor (dB/m) = Cable Loss (dB) + Antenna Factor (dB/m).

Site: WZ-AC2	Test Date: 2024-05-16
Limit: FCC_2.4G_RE(3m)	Engineer: Carl Jiang
Probe: BBHA9120D_1457_1-18GHz	Polarity: Horizontal
EUT: ACCESS POINT	Power: AC 120V/60Hz
Test Mode: Transmit at Ant 6 - Filter 1# - 2478MHz Ant 3 - Filter 7# - 2476MHz	

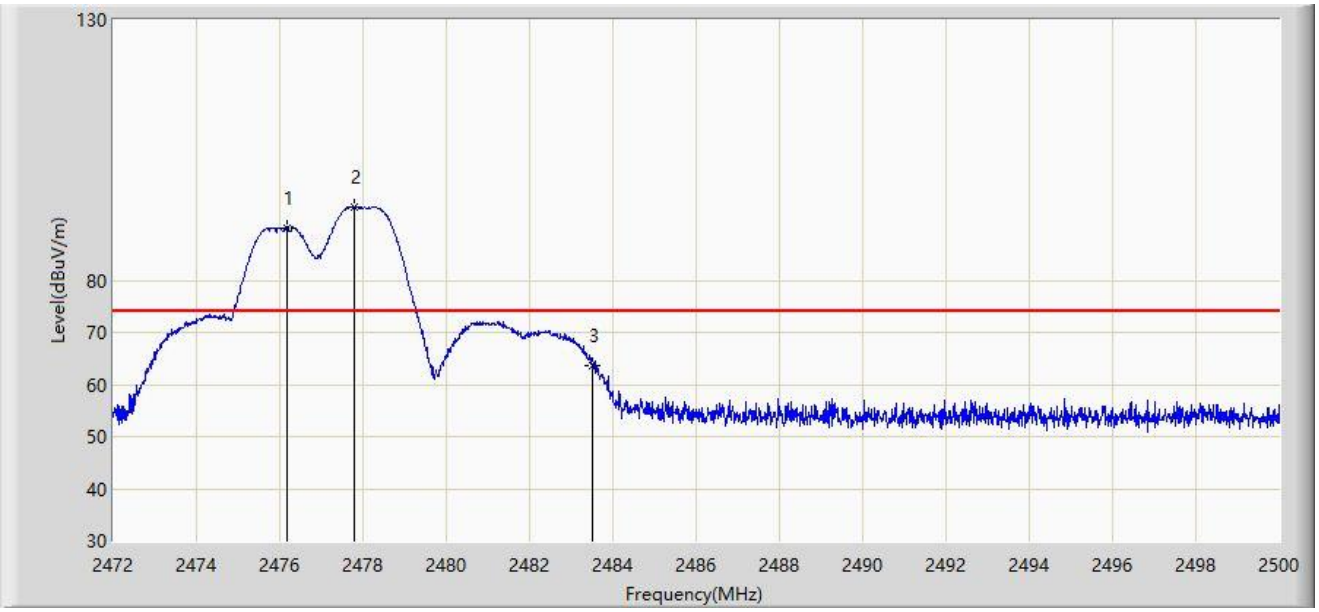

No	Mark	Frequency (MHz)	Measure Level (dBμV/m)	Reading Level (dBμV)	Margin (dB)	Limit (dBμV/m)	Factor (dB/m)	Type
1	*	2476.172	90.134	57.748	N/A	N/A	32.386	PK
2		2477.782	94.026	61.641	N/A	N/A	32.385	PK
3		2483.500	63.595	31.213	-10.405	74.000	32.382	PK

Note 1: " * ", means this data is the worst emission level.

Note 2: Measure Level (dBμV/m) = Reading Level (dBμV) + Factor (dB/m).

Note 3: Factor (dB/m) = Cable Loss (dB) + Antenna Factor (dB/m).

Site: WZ-AC2	Test Date: 2024-05-16
Limit: FCC_2.4G_RE(3m)	Engineer: Carl Jiang
Probe: BBHA9120D_1457_1-18GHz	Polarity: Horizontal
EUT: ACCESS POINT	Power: AC 120V/60Hz
Test Mode: Transmit at Ant 6 - Filter 1# - 2478MHz Ant 3 - Filter 7# - 2476MHz	

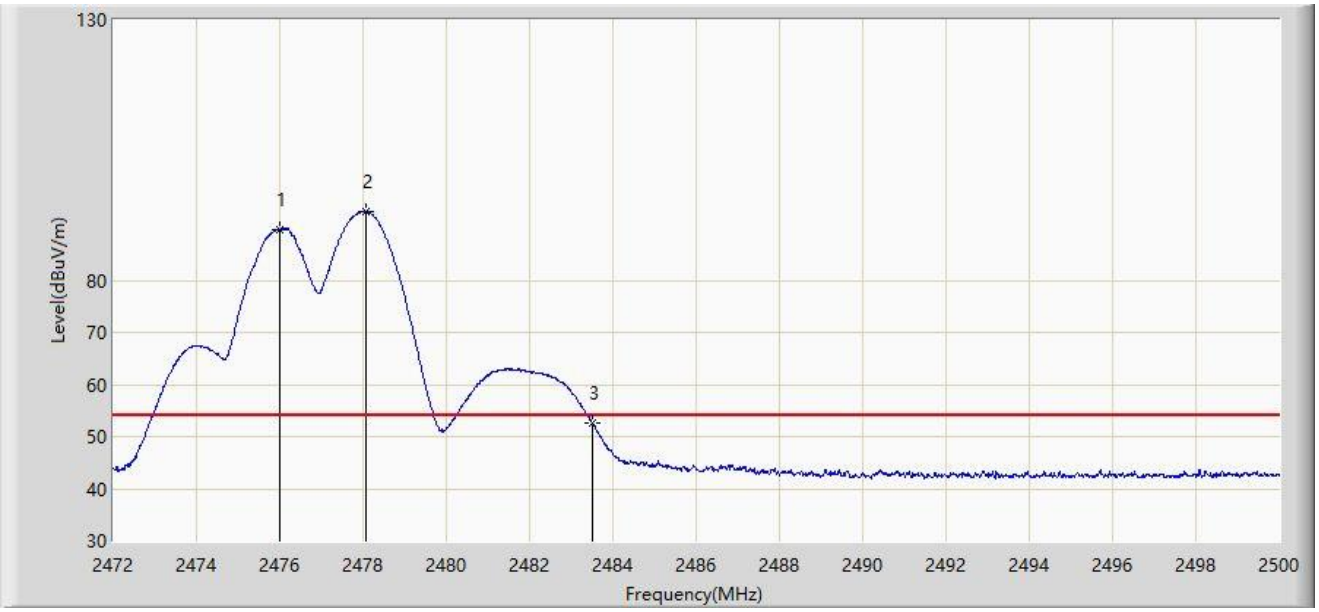

No	Mark	Frequency (MHz)	Measure Level (dBµV/m)	Reading Level (dBµV)	Margin (dB)	Limit (dBµV/m)	Factor (dB/m)	Type
1	*	2475.990	89.844	57.458	N/A	N/A	32.386	AV
2		2478.076	93.213	60.828	N/A	N/A	32.385	AV
3		2483.500	52.613	20.231	-1.387	54.000	32.382	AV

Note 1: " * ", means this data is the worst emission level.

Note 2: Measure Level (dBµV/m) = Reading Level (dBµV) + Factor (dB/m).

Note 3: Factor (dB/m) = Cable Loss (dB) + Antenna Factor (dB/m).

Site: WZ-AC2	Test Date: 2024-05-16
Limit: FCC_2.4G_RE(3m)	Engineer: Carl Jiang
Probe: BBHA9120D_1457_1-18GHz	Polarity: Vertical
EUT: ACCESS POINT	Power: AC 120V/60Hz
Test Mode: Transmit at Ant 6 - Filter 1# - 2478MHz Ant 3 - Filter 7# - 2476MHz	

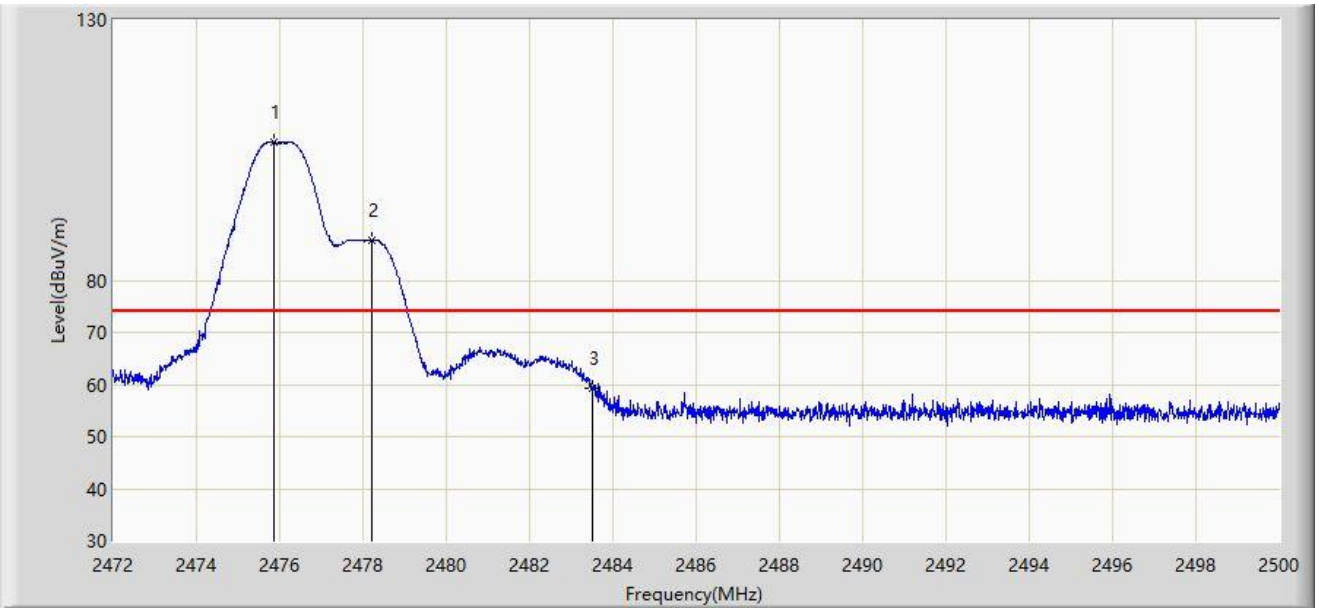

No	Mark	Frequency (MHz)	Measure Level (dBμV/m)	Reading Level (dBμV)	Margin (dB)	Limit (dBμV/m)	Factor (dB/m)	Type
1		2475.864	106.452	74.066	N/A	N/A	32.386	PK
2	*	2478.216	87.677	55.292	N/A	N/A	32.385	PK
3		2483.500	59.365	26.983	-14.635	74.000	32.382	PK

Note 1: " * ", means this data is the worst emission level.

Note 2: Measure Level (dBμV/m) = Reading Level (dBμV) + Factor (dB/m).

Note 3: Factor (dB/m) = Cable Loss (dB) + Antenna Factor (dB/m).

Site: WZ-AC2	Test Date: 2024-05-16
Limit: FCC_2.4G_RE(3m)	Engineer: Carl Jiang
Probe: BBHA9120D_1457_1-18GHz	Polarity: Vertical
EUT: ACCESS POINT	Power: AC 120V/60Hz
Test Mode: Transmit at Ant 6 - Filter 1# - 2478MHz Ant 3 - Filter 7# - 2476MHz	

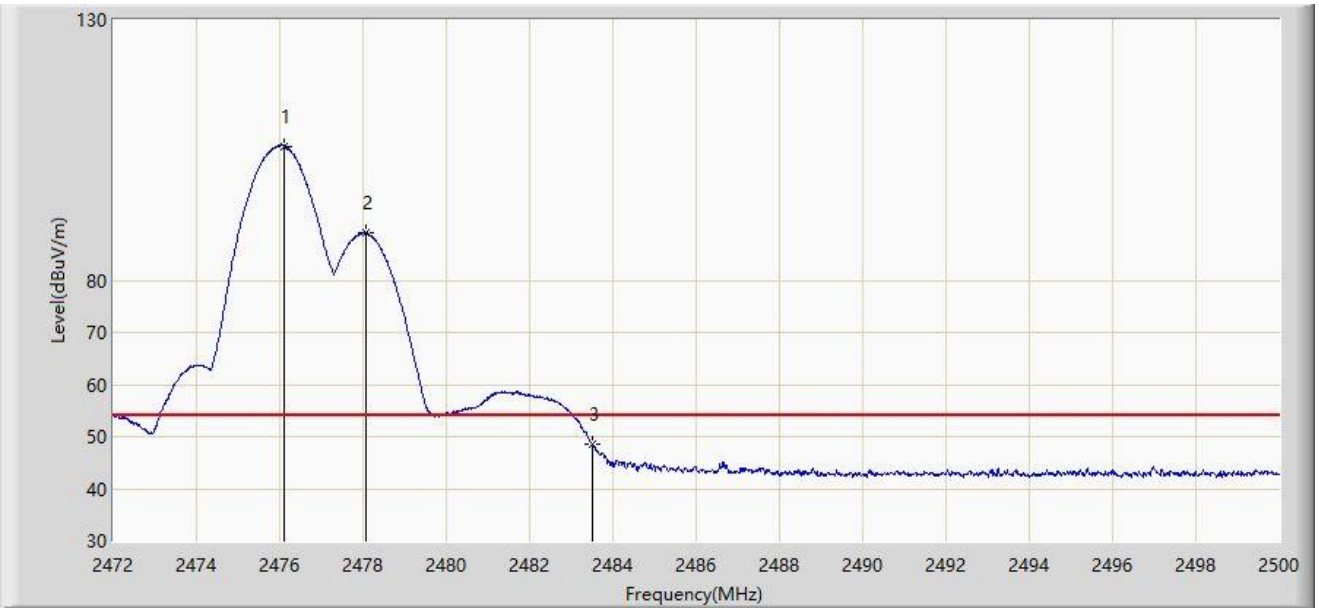

No	Mark	Frequency (MHz)	Measure Level (dBμV/m)	Reading Level (dBμV)	Margin (dB)	Limit (dBμV/m)	Factor (dB/m)	Type
1		2476.116	105.734	73.348	N/A	N/A	32.386	AV
2	*	2478.076	89.031	56.646	N/A	N/A	32.385	AV
3		2483.500	48.427	16.045	-5.573	54.000	32.382	AV

Note 1: " * ", means this data is the worst emission level.

Note 2: Measure Level (dBμV/m) = Reading Level (dBμV) + Factor (dB/m).

Note 3: Factor (dB/m) = Cable Loss (dB) + Antenna Factor (dB/m).

Site: WZ-AC2	Test Date: 2024-05-17
Limit: FCC_2.4G_RE(3m)	Engineer: Carl Jiang
Probe: BBHA9120D_1457_1-18GHz	Polarity: Horizontal
EUT: ACCESS POINT	Power: AC 120V/60Hz
Test Mode: Transmit at Ant 6 - Filter 1# - 2480MHz Ant 3 - Filter 7# - 2476MHz	

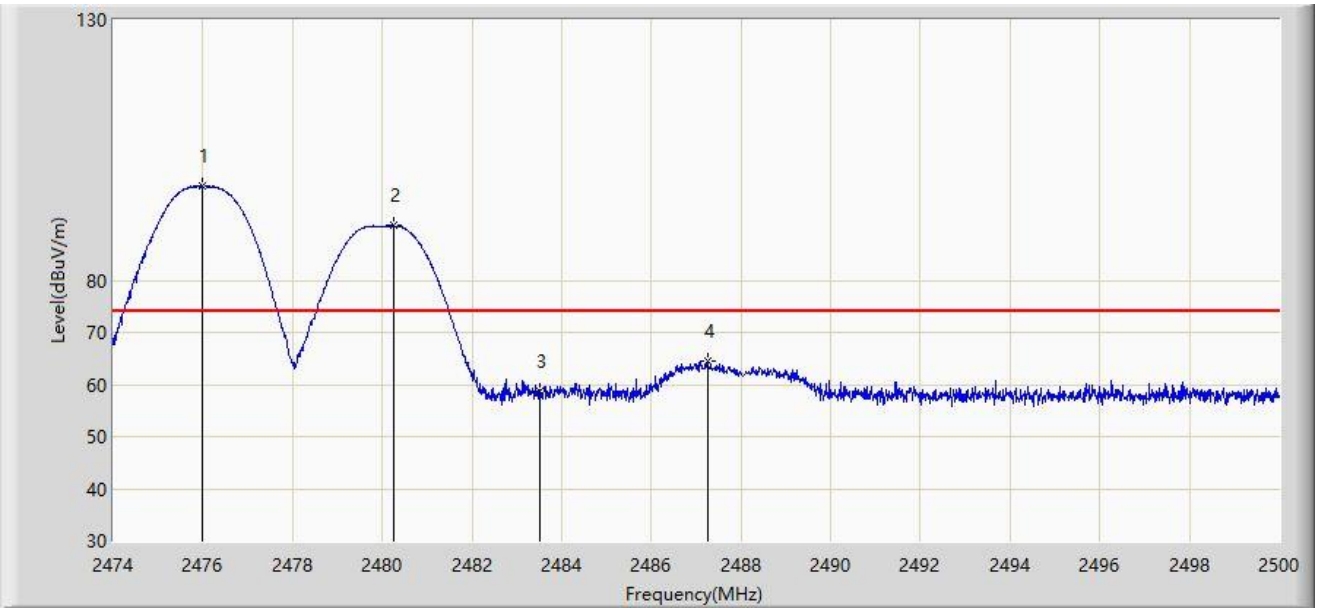

No	Mark	Frequency (MHz)	Measure Level (dBμV/m)	Reading Level (dBμV)	Margin (dB)	Limit (dBμV/m)	Factor (dB/m)	Type
1		2475.989	98.244	65.858	N/A	N/A	32.386	PK
2	*	2480.266	90.459	58.075	N/A	N/A	32.384	PK
3		2483.500	58.613	26.231	-15.387	74.000	32.382	PK
4		2487.247	64.391	32.010	-9.609	74.000	32.381	PK

Note 1: " * ", means this data is the worst emission level.

Note 2: Measure Level (dBμV/m) = Reading Level (dBμV) + Factor (dB/m).

Note 3: Factor (dB/m) = Cable Loss (dB) + Antenna Factor (dB/m).

Site: WZ-AC2	Test Date: 2024-05-17
Limit: FCC_2.4G_RE(3m)	Engineer: Carl Jiang
Probe: BBHA9120D_1457_1-18GHz	Polarity: Horizontal
EUT: ACCESS POINT	Power: AC 120V/60Hz
Test Mode: Transmit at Ant 6 - Filter 1# - 2480MHz Ant 3 - Filter 7# - 2476MHz	

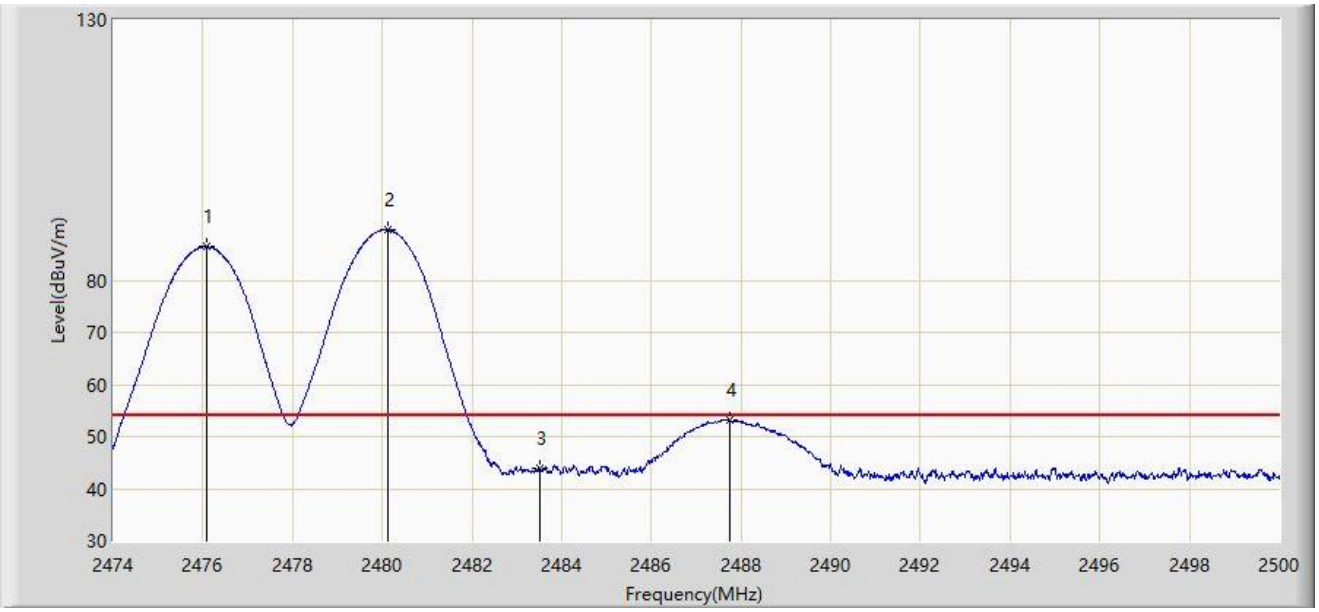

No	Mark	Frequency (MHz)	Measure Level (dBμV/m)	Reading Level (dBμV)	Margin (dB)	Limit (dBμV/m)	Factor (dB/m)	Type
1	*	2476.080	86.475	54.089	N/A	N/A	32.386	AV
2		2480.110	89.673	57.289	N/A	N/A	32.384	AV
3		2483.500	43.799	11.417	-10.201	54.000	32.382	AV
4		2487.741	53.245	20.865	-0.755	54.000	32.380	AV

Note 1: " * ", means this data is the worst emission level.

Note 2: Measure Level (dBμV/m) = Reading Level (dBμV) + Factor (dB/m).

Note 3: Factor (dB/m) = Cable Loss (dB) + Antenna Factor (dB/m).

Site: WZ-AC2	Test Date: 2024-05-17
Limit: FCC_2.4G_RE(3m)	Engineer: Carl Jiang
Probe: BBHA9120D_1457_1-18GHz	Polarity: Vertical
EUT: ACCESS POINT	Power: AC 120V/60Hz
Test Mode: Transmit at Ant 6 - Filter 1# - 2480MHz Ant 3 - Filter 7# - 2476MHz	

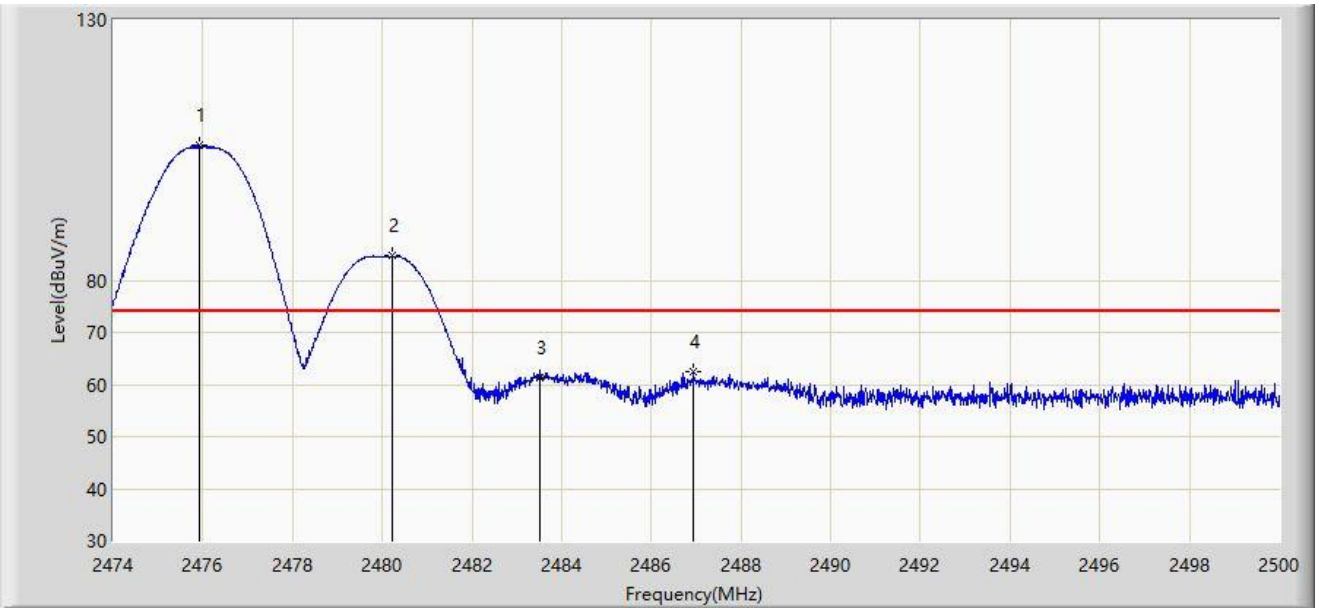

No	Mark	Frequency (MHz)	Measure Level (dBμV/m)	Reading Level (dBμV)	Margin (dB)	Limit (dBμV/m)	Factor (dB/m)	Type
1		2475.937	105.895	73.509	N/A	N/A	32.386	PK
2	*	2480.227	84.683	52.299	N/A	N/A	32.384	PK
3		2483.500	61.337	28.955	-12.663	74.000	32.382	PK
4		2486.935	62.468	30.087	-11.532	74.000	32.381	PK

Note 1: " * ", means this data is the worst emission level.

Note 2: Measure Level (dBμV/m) = Reading Level (dBμV) + Factor (dB/m).

Note 3: Factor (dB/m) = Cable Loss (dB) + Antenna Factor (dB/m).

Site: WZ-AC2	Test Date: 2024-05-17
Limit: FCC_2.4G_RE(3m)	Engineer: Carl Jiang
Probe: BBHA9120D_1457_1-18GHz	Polarity: Vertical
EUT: ACCESS POINT	Power: AC 120V/60Hz
Test Mode: Transmit at Ant 6 - Filter 1# - 2480MHz Ant 3 - Filter 7# - 2476MHz	

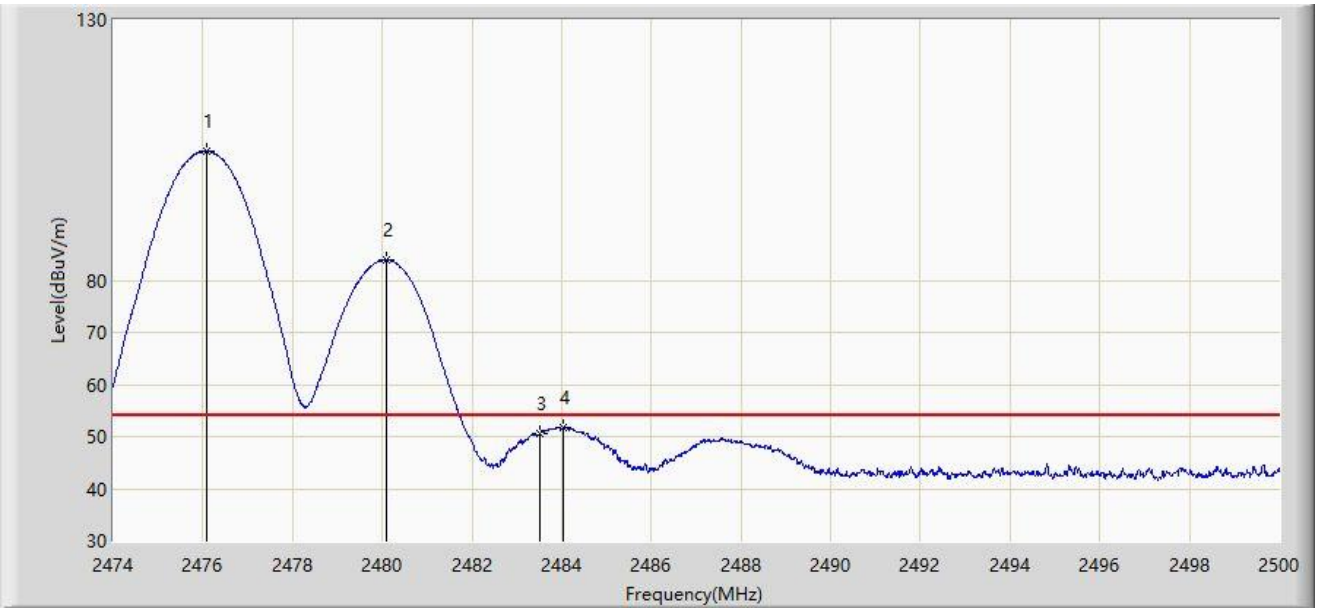

No	Mark	Frequency (MHz)	Measure Level (dBμV/m)	Reading Level (dBμV)	Margin (dB)	Limit (dBμV/m)	Factor (dB/m)	Type
1		2476.093	104.835	72.449	N/A	N/A	32.386	AV
2	*	2480.084	83.896	51.512	N/A	N/A	32.384	AV
3		2483.500	50.457	18.075	-3.543	54.000	32.382	AV
4		2484.049	51.872	19.490	-2.128	54.000	32.382	AV

Note 1: " * ", means this data is the worst emission level.

Note 2: Measure Level (dBμV/m) = Reading Level (dBμV) + Factor (dB/m).

Note 3: Factor (dB/m) = Cable Loss (dB) + Antenna Factor (dB/m).

Site: WZ-AC2	Test Date: 2024-05-16
Limit: FCC_2.4G_RE(3m)	Engineer: Carl Jiang
Probe: BBHA9120D_1457_1-18GHz	Polarity: Horizontal
EUT: ACCESS POINT	Power: AC 120V/60Hz
Test Mode: Transmit at Ant 6 - Filter 1# - 2468MHz Ant 3 - Filter 7# - 2478MHz	

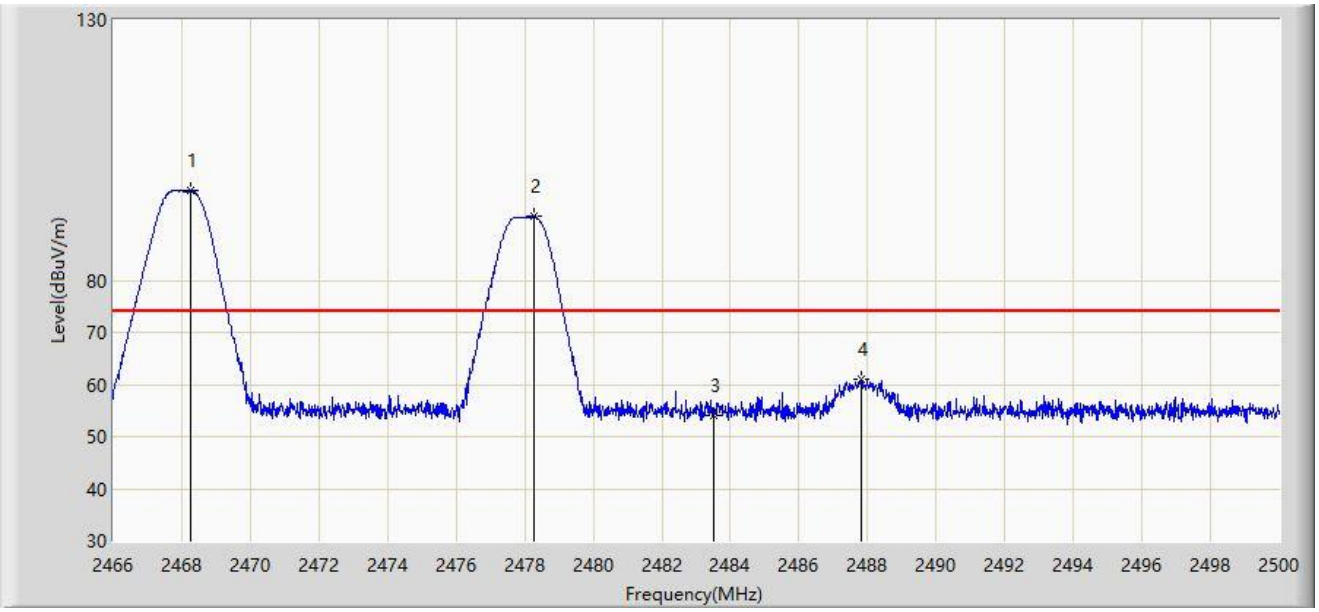

No	Mark	Frequency (MHz)	Measure Level (dBμV/m)	Reading Level (dBμV)	Margin (dB)	Limit (dBμV/m)	Factor (dB/m)	Type
1		2468.244	97.240	64.865	N/A	N/A	32.376	PK
2	*	2478.257	92.371	59.986	N/A	N/A	32.385	PK
3		2483.500	54.069	21.687	-19.931	74.000	32.382	PK
4		2487.794	61.076	28.696	-12.924	74.000	32.380	PK

Note 1: " * ", means this data is the worst emission level.

Note 2: Measure Level (dBμV/m) = Reading Level (dBμV) + Factor (dB/m).

Note 3: Factor (dB/m) = Cable Loss (dB) + Antenna Factor (dB/m).

Site: WZ-AC2	Test Date: 2024-05-16
Limit: FCC_2.4G_RE(3m)	Engineer: Carl Jiang
Probe: BBHA9120D_1457_1-18GHz	Polarity: Horizontal
EUT: ACCESS POINT	Power: AC 120V/60Hz
Test Mode: Transmit at Ant 6 - Filter 1# - 2468MHz Ant 3 - Filter 7# - 2478MHz	

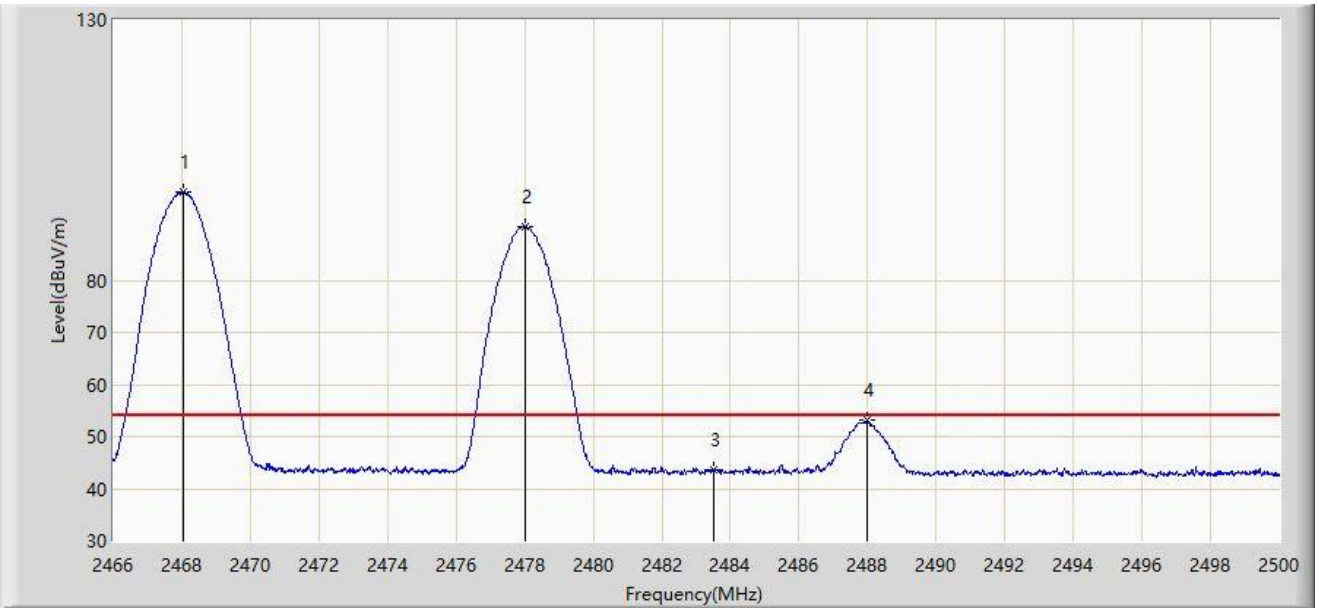

No	Mark	Frequency (MHz)	Measure Level (dBμV/m)	Reading Level (dBμV)	Margin (dB)	Limit (dBμV/m)	Factor (dB/m)	Type
1		2468.057	96.960	64.585	N/A	N/A	32.375	AV
2	*	2478.002	90.416	58.031	N/A	N/A	32.385	AV
3		2483.500	43.670	11.288	-10.330	54.000	32.382	AV
4		2487.981	53.114	20.734	-0.886	54.000	32.380	AV

Note 1: " * ", means this data is the worst emission level.

Note 2: Measure Level (dBμV/m) = Reading Level (dBμV) + Factor (dB/m).

Note 3: Factor (dB/m) = Cable Loss (dB) + Antenna Factor (dB/m).

Site: WZ-AC2	Test Date: 2024-05-16
Limit: FCC_2.4G_RE(3m)	Engineer: Carl Jiang
Probe: BBHA9120D_1457_1-18GHz	Polarity: Vertical
EUT: ACCESS POINT	Power: AC 120V/60Hz
Test Mode: Transmit at Ant 6 - Filter 1# - 2468MHz Ant 3 - Filter 7# - 2478MHz	

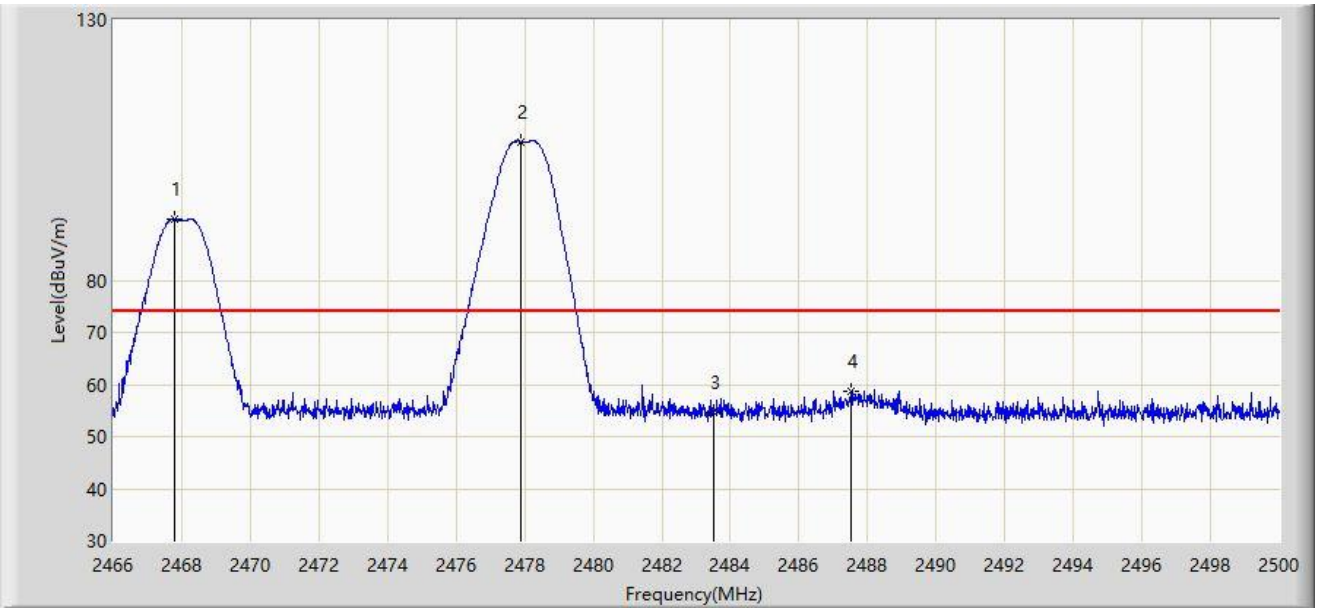

No	Mark	Frequency (MHz)	Measure Level (dBμV/m)	Reading Level (dBμV)	Margin (dB)	Limit (dBμV/m)	Factor (dB/m)	Type
1	*	2467.785	91.690	59.316	N/A	N/A	32.374	PK
2		2477.883	106.570	74.185	N/A	N/A	32.385	PK
3		2483.500	54.529	22.147	-19.471	74.000	32.382	PK
4		2487.505	58.656	26.276	-15.344	74.000	32.380	PK

Note 1: " * ", means this data is the worst emission level.

Note 2: Measure Level (dBμV/m) = Reading Level (dBμV) + Factor (dB/m).

Note 3: Factor (dB/m) = Cable Loss (dB) + Antenna Factor (dB/m).

Site: WZ-AC2	Test Date: 2024-05-16
Limit: FCC_2.4G_RE(3m)	Engineer: Carl Jiang
Probe: BBHA9120D_1457_1-18GHz	Polarity: Vertical
EUT: ACCESS POINT	Power: AC 120V/60Hz
Test Mode: Transmit at Ant 6 - Filter 1# - 2468MHz Ant 3 - Filter 7# - 2478MHz	

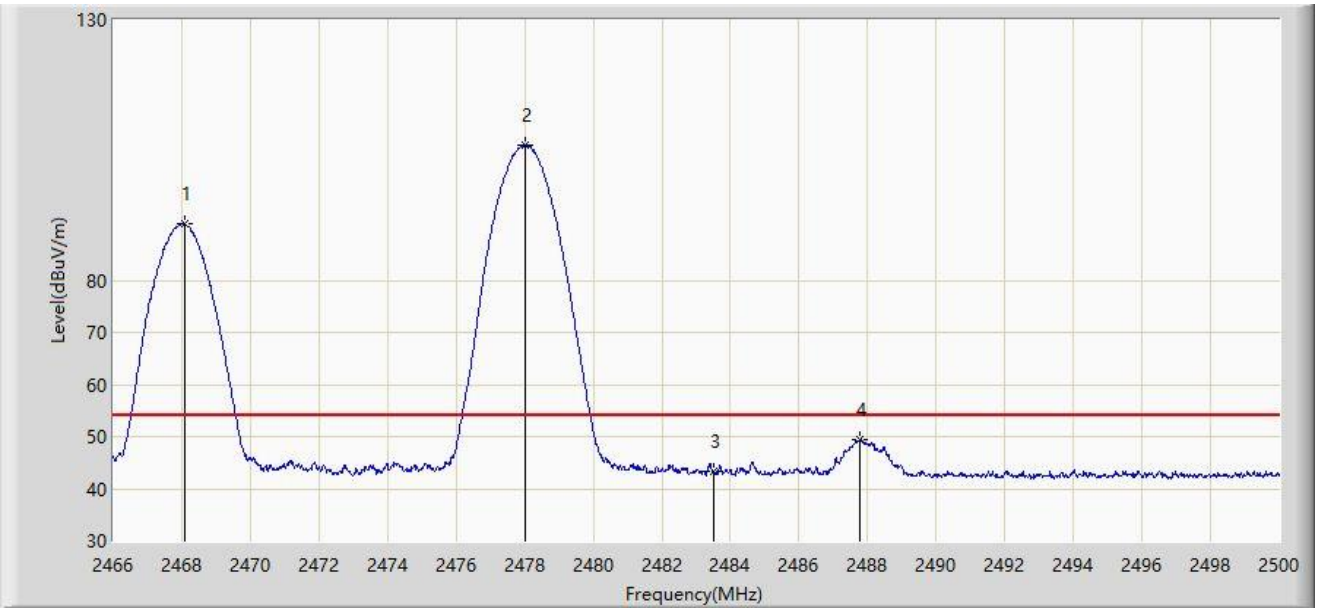

No	Mark	Frequency (MHz)	Measure Level (dBμV/m)	Reading Level (dBμV)	Margin (dB)	Limit (dBμV/m)	Factor (dB/m)	Type
1	*	2468.091	90.750	58.375	N/A	N/A	32.375	AV
2		2478.036	105.966	73.581	N/A	N/A	32.385	AV
3		2483.500	43.293	10.911	-10.707	54.000	32.382	AV
4		2487.777	49.533	17.153	-4.467	54.000	32.380	AV

Note 1: " * ", means this data is the worst emission level.

Note 2: Measure Level (dBμV/m) = Reading Level (dBμV) + Factor (dB/m).

Note 3: Factor (dB/m) = Cable Loss (dB) + Antenna Factor (dB/m).

Site: WZ-AC2	Test Date: 2024-05-16
Limit: FCC_2.4G_RE(3m)	Engineer: Carl Jiang
Probe: BBHA9120D_1457_1-18GHz	Polarity: Horizontal
EUT: ACCESS POINT	Power: AC 120V/60Hz
Test Mode: Transmit at Ant 6 - Filter 1# - 2470MHz Ant 3 - Filter 7# - 2478MHz	

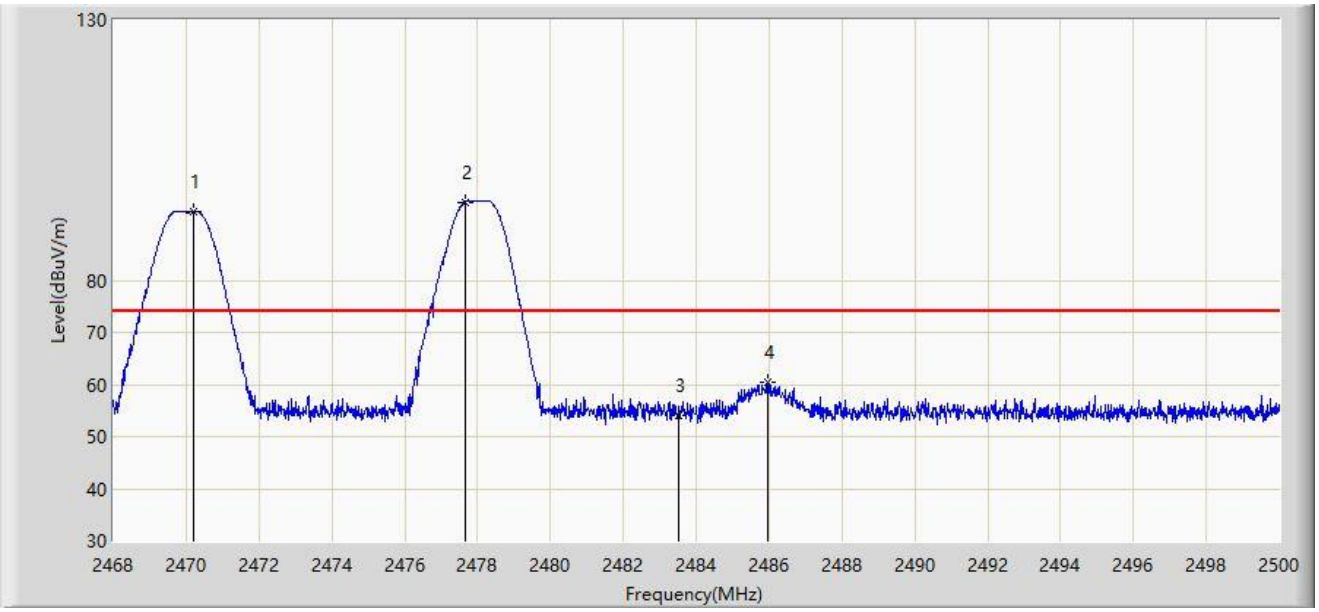

No	Mark	Frequency (MHz)	Measure Level (dBμV/m)	Reading Level (dBμV)	Margin (dB)	Limit (dBμV/m)	Factor (dB/m)	Type
1	*	2470.208	93.226	60.847	N/A	N/A	32.380	PK
2		2477.648	95.072	62.687	N/A	N/A	32.385	PK
3		2483.500	54.062	21.680	-19.938	74.000	32.382	PK
4		2485.984	60.467	28.086	-13.533	74.000	32.381	PK

Note 1: " * ", means this data is the worst emission level.

Note 2: Measure Level (dBμV/m) = Reading Level (dBμV) + Factor (dB/m).

Note 3: Factor (dB/m) = Cable Loss (dB) + Antenna Factor (dB/m).

Site: WZ-AC2	Test Date: 2024-05-16
Limit: FCC_2.4G_RE(3m)	Engineer: Carl Jiang
Probe: BBHA9120D_1457_1-18GHz	Polarity: Horizontal
EUT: ACCESS POINT	Power: AC 120V/60Hz
Test Mode: Transmit at Ant 6 - Filter 1# - 2470MHz Ant 3 - Filter 7# - 2478MHz	

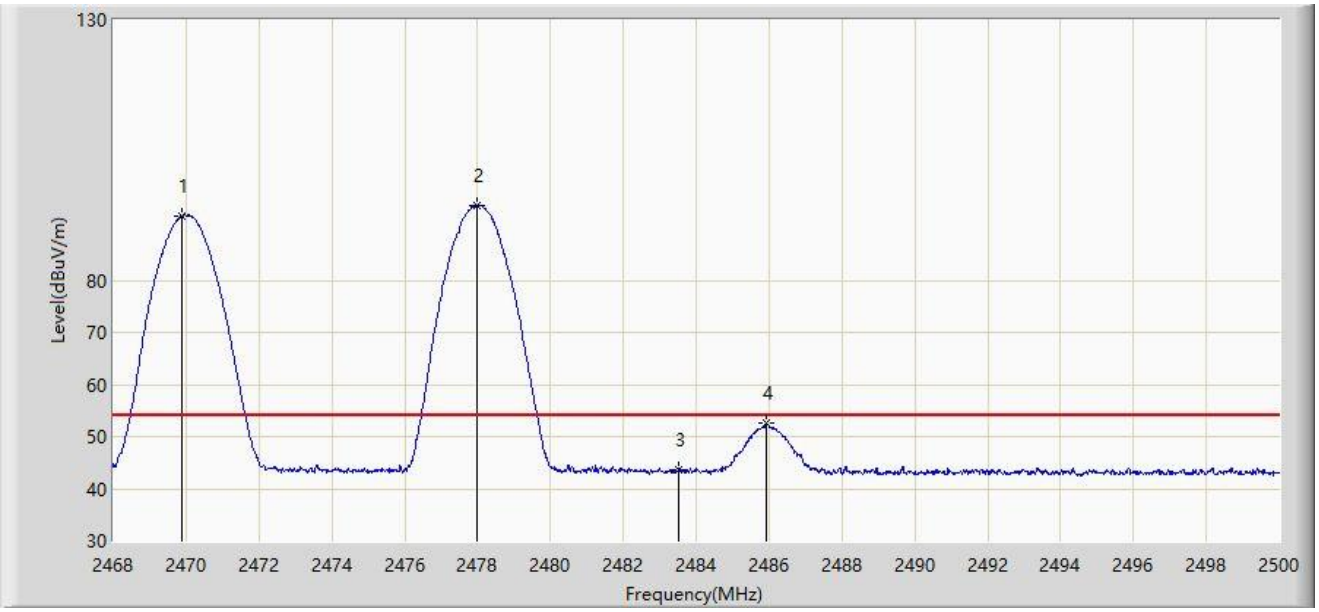

No	Mark	Frequency (MHz)	Measure Level (dBμV/m)	Reading Level (dBμV)	Margin (dB)	Limit (dBμV/m)	Factor (dB/m)	Type
1	*	2469.888	92.289	59.910	N/A	N/A	32.379	AV
2		2477.984	94.442	62.057	N/A	N/A	32.385	AV
3		2483.500	43.512	11.130	-10.488	54.000	32.382	AV
4		2485.936	52.665	20.284	-1.335	54.000	32.381	AV

Note 1: " * ", means this data is the worst emission level.

Note 2: Measure Level (dBμV/m) = Reading Level (dBμV) + Factor (dB/m).

Note 3: Factor (dB/m) = Cable Loss (dB) + Antenna Factor (dB/m).

Site: WZ-AC2	Test Date: 2024-05-16
Limit: FCC_2.4G_RE(3m)	Engineer: Carl Jiang
Probe: BBHA9120D_1457_1-18GHz	Polarity: Vertical
EUT: ACCESS POINT	Power: AC 120V/60Hz
Test Mode: Transmit at Ant 6 - Filter 1# - 2470MHz Ant 3 - Filter 7# - 2478MHz	

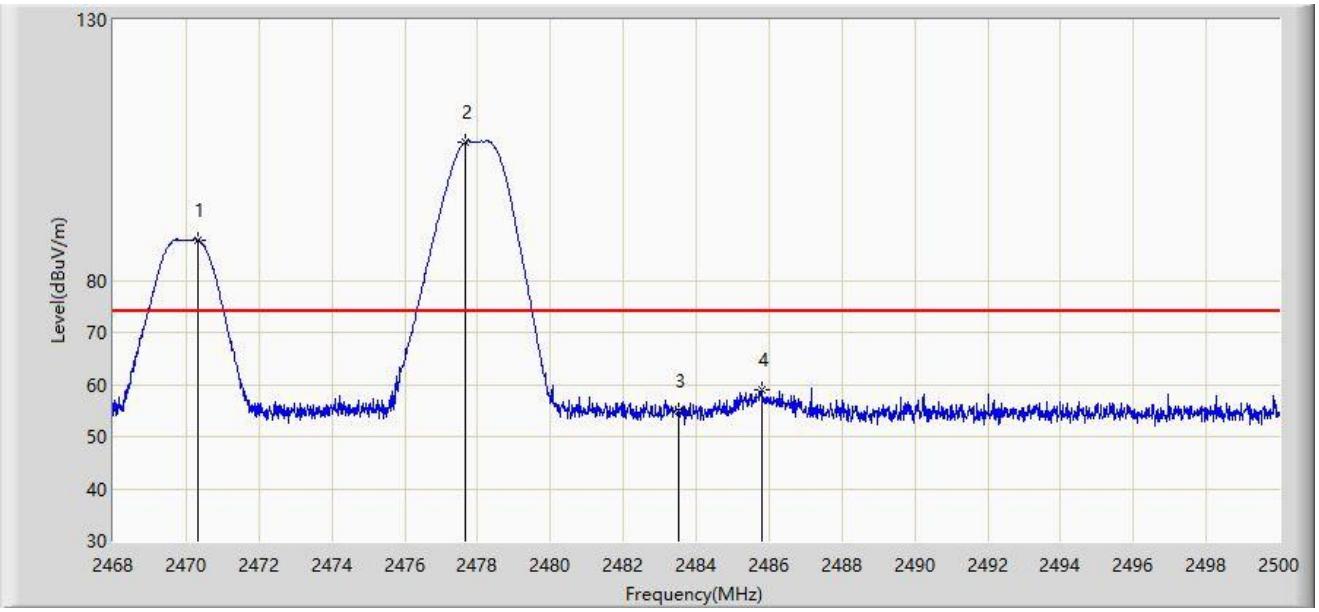

No	Mark	Frequency (MHz)	Measure Level (dBμV/m)	Reading Level (dBμV)	Margin (dB)	Limit (dBμV/m)	Factor (dB/m)	Type
1	*	2470.320	87.795	55.415	N/A	N/A	32.380	PK
2		2477.680	106.570	74.185	N/A	N/A	32.385	PK
3		2483.500	55.053	22.671	-18.947	74.000	32.382	PK
4		2485.792	59.044	26.663	-14.956	74.000	32.381	PK

Note 1: " * ", means this data is the worst emission level.

Note 2: Measure Level (dBμV/m) = Reading Level (dBμV) + Factor (dB/m).

Note 3: Factor (dB/m) = Cable Loss (dB) + Antenna Factor (dB/m).

Site: WZ-AC2	Test Date: 2024-05-16
Limit: FCC_2.4G_RE(3m)	Engineer: Carl Jiang
Probe: BBHA9120D_1457_1-18GHz	Polarity: Vertical
EUT: ACCESS POINT	Power: AC 120V/60Hz
Test Mode: Transmit at Ant 6 - Filter 1# - 2470MHz Ant 3 - Filter 7# - 2478MHz	

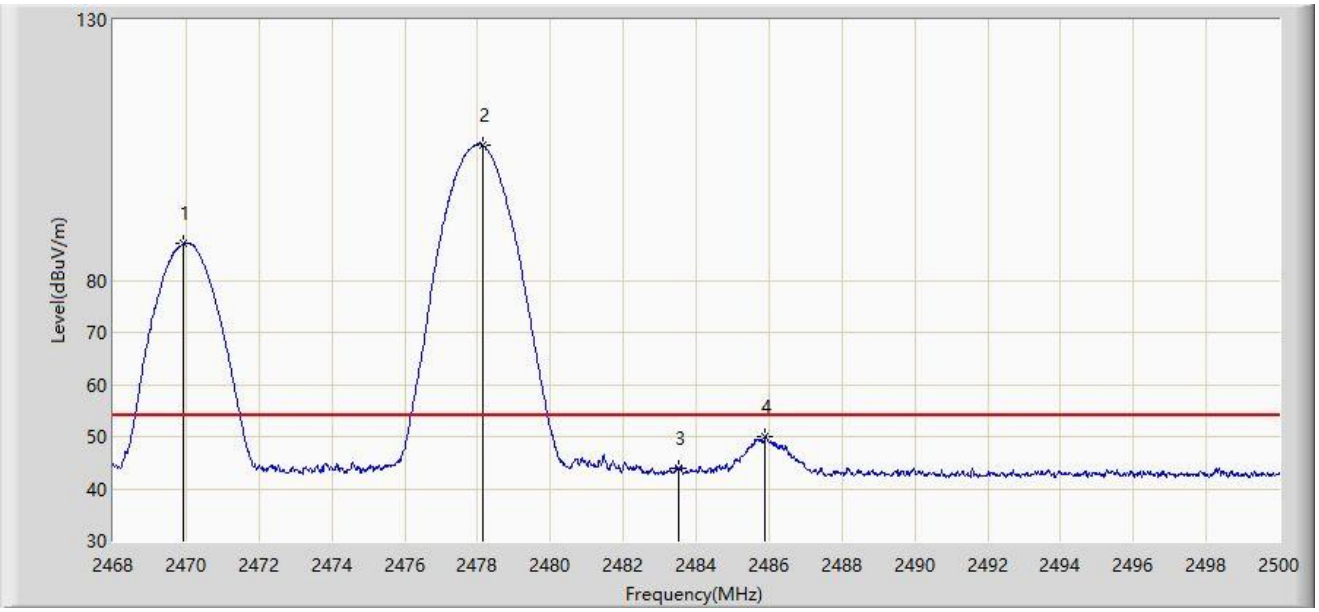

No	Mark	Frequency (MHz)	Measure Level (dBμV/m)	Reading Level (dBμV)	Margin (dB)	Limit (dBμV/m)	Factor (dB/m)	Type
1	*	2469.936	86.989	54.610	N/A	N/A	32.379	AV
2		2478.128	105.935	73.550	N/A	N/A	32.385	AV
3		2483.500	43.817	11.435	-10.183	54.000	32.382	AV
4		2485.904	50.022	17.641	-3.978	54.000	32.381	AV

Note 1: " * ", means this data is the worst emission level.

Note 2: Measure Level (dBμV/m) = Reading Level (dBμV) + Factor (dB/m).

Note 3: Factor (dB/m) = Cable Loss (dB) + Antenna Factor (dB/m).

Site: WZ-AC2	Test Date: 2024-05-16
Limit: FCC_2.4G_RE(3m)	Engineer: Carl Jiang
Probe: BBHA9120D_1457_1-18GHz	Polarity: Horizontal
EUT: ACCESS POINT	Power: AC 120V/60Hz
Test Mode: Transmit at Ant 6 - Filter 1# - 2472MHz Ant 3 - Filter 7# - 2478MHz	

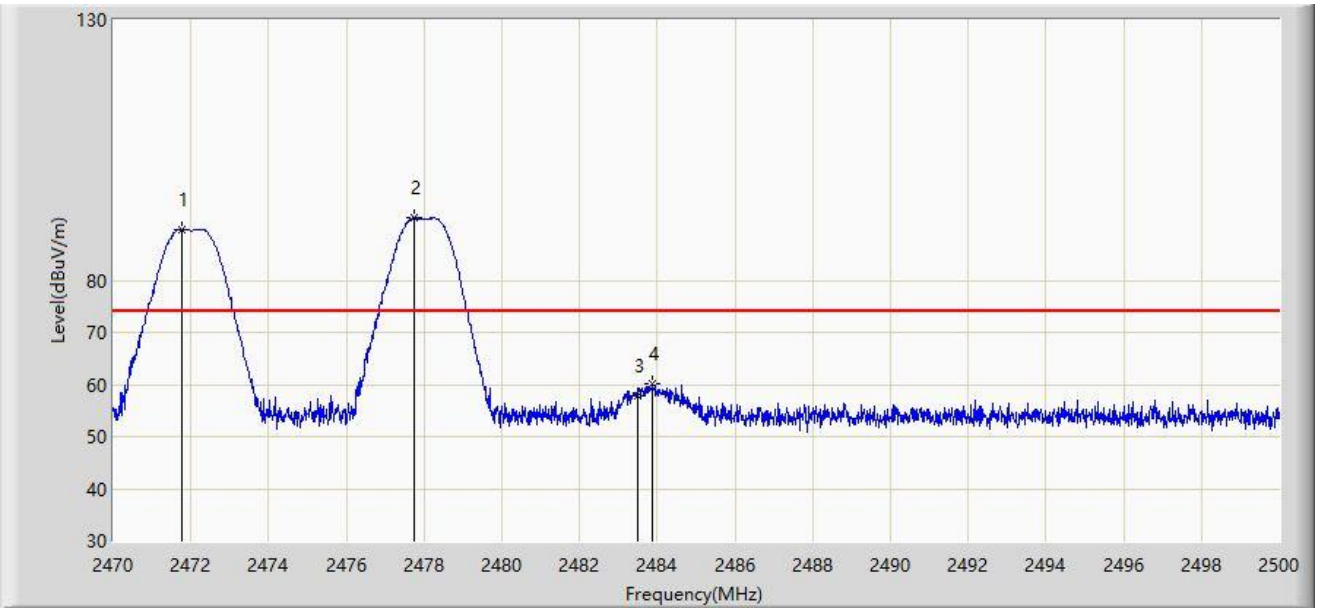

No	Mark	Frequency (MHz)	Measure Level (dBμV/m)	Reading Level (dBμV)	Margin (dB)	Limit (dBμV/m)	Factor (dB/m)	Type
1	*	2471.755	89.806	57.424	N/A	N/A	32.382	PK
2		2477.740	91.999	59.614	N/A	N/A	32.385	PK
3		2483.500	57.933	25.551	-16.067	74.000	32.382	PK
4		2483.875	60.101	27.719	-13.899	74.000	32.382	PK

Note 1: " * ", means this data is the worst emission level.

Note 2: Measure Level (dBμV/m) = Reading Level (dBμV) + Factor (dB/m).

Note 3: Factor (dB/m) = Cable Loss (dB) + Antenna Factor (dB/m).

Site: WZ-AC2	Test Date: 2024-05-16
Limit: FCC_2.4G_RE(3m)	Engineer: Carl Jiang
Probe: BBHA9120D_1457_1-18GHz	Polarity: Horizontal
EUT: ACCESS POINT	Power: AC 120V/60Hz
Test Mode: Transmit at Ant 6 - Filter 1# - 2472MHz Ant 3 - Filter 7# - 2478MHz	

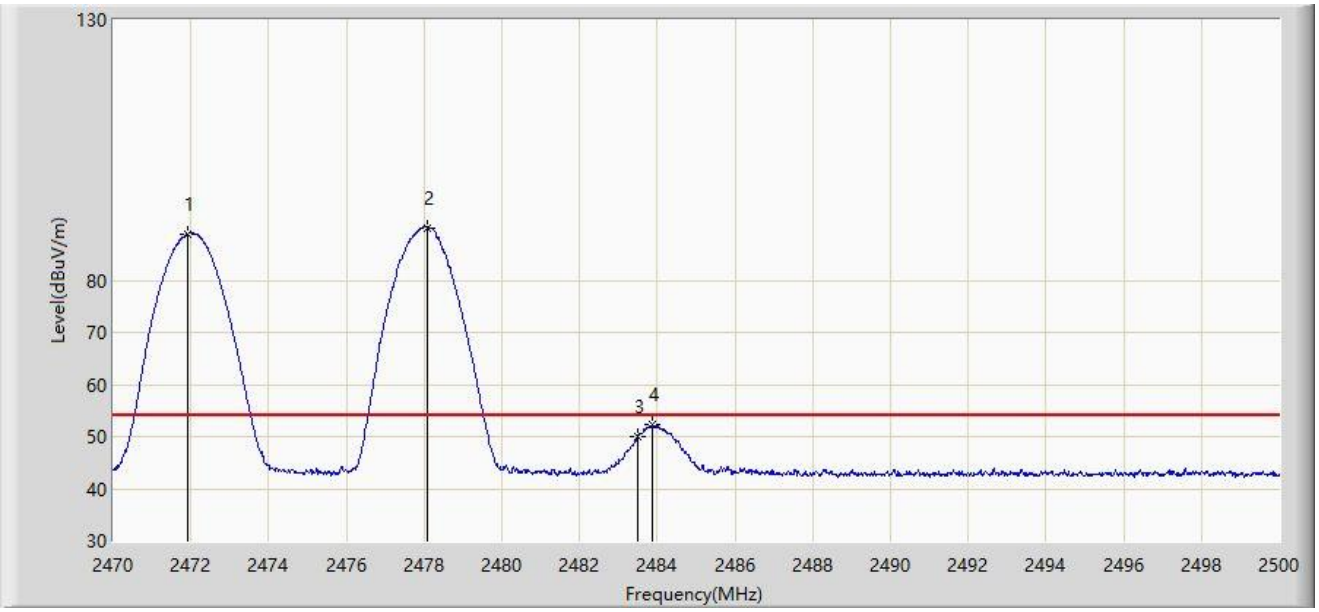

No	Mark	Frequency (MHz)	Measure Level (dBμV/m)	Reading Level (dBμV)	Margin (dB)	Limit (dBμV/m)	Factor (dB/m)	Type
1	*	2471.920	88.880	56.497	N/A	N/A	32.383	AV
2		2478.100	90.129	57.744	N/A	N/A	32.385	AV
3		2483.500	50.116	17.734	-3.884	54.000	32.382	AV
4		2483.875	52.329	19.947	-1.671	54.000	32.382	AV

Note 1: " * ", means this data is the worst emission level.

Note 2: Measure Level (dBμV/m) = Reading Level (dBμV) + Factor (dB/m).

Note 3: Factor (dB/m) = Cable Loss (dB) + Antenna Factor (dB/m).

Site: WZ-AC2	Test Date: 2024-05-16
Limit: FCC_2.4G_RE(3m)	Engineer: Carl Jiang
Probe: BBHA9120D_1457_1-18GHz	Polarity: Vertical
EUT: ACCESS POINT	Power: AC 120V/60Hz
Test Mode: Transmit at Ant 6 - Filter 1# - 2472MHz Ant 3 - Filter 7# - 2478MHz	

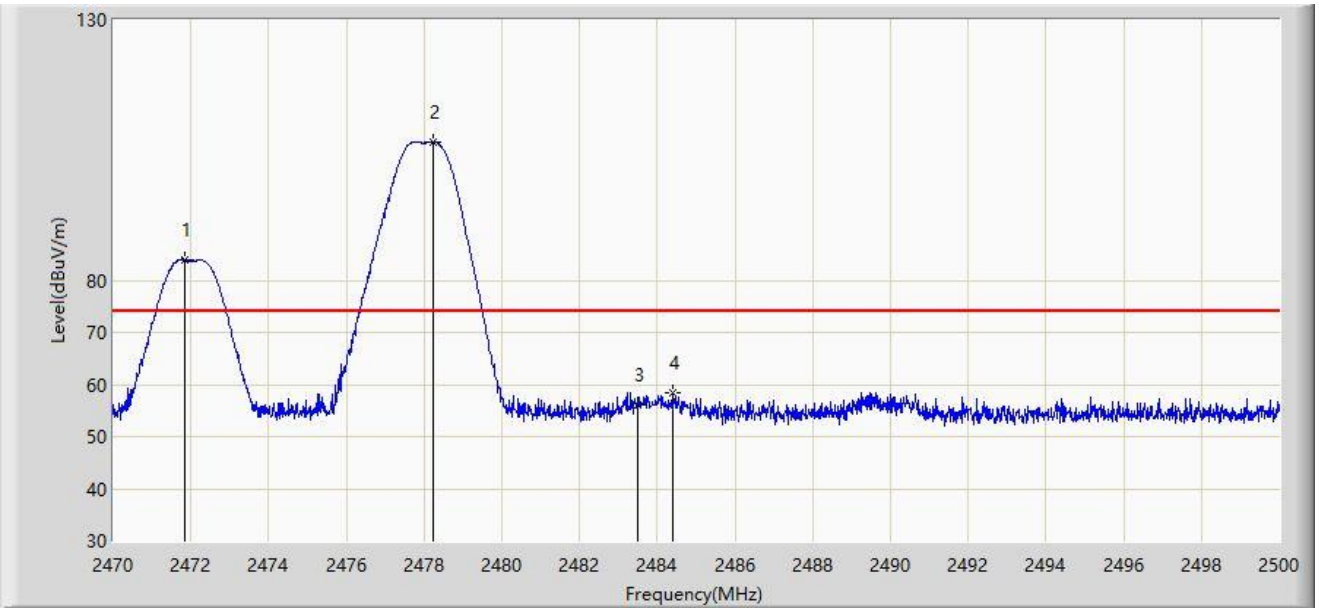

No	Mark	Frequency (MHz)	Measure Level (dBμV/m)	Reading Level (dBμV)	Margin (dB)	Limit (dBμV/m)	Factor (dB/m)	Type
1	*	2471.845	83.935	51.552	N/A	N/A	32.382	PK
2		2478.250	106.582	74.197	N/A	N/A	32.385	PK
3		2483.500	56.132	23.750	-17.868	74.000	32.382	PK
4		2484.385	58.336	25.954	-15.664	74.000	32.382	PK

Note 1: " * ", means this data is the worst emission level.

Note 2: Measure Level (dBμV/m) = Reading Level (dBμV) + Factor (dB/m).

Note 3: Factor (dB/m) = Cable Loss (dB) + Antenna Factor (dB/m).

Site: WZ-AC2	Test Date: 2024-05-16
Limit: FCC_2.4G_RE(3m)	Engineer: Carl Jiang
Probe: BBHA9120D_1457_1-18GHz	Polarity: Vertical
EUT: ACCESS POINT	Power: AC 120V/60Hz
Test Mode: Transmit at Ant 6 - Filter 1# - 2472MHz Ant 3 - Filter 7# - 2478MHz	

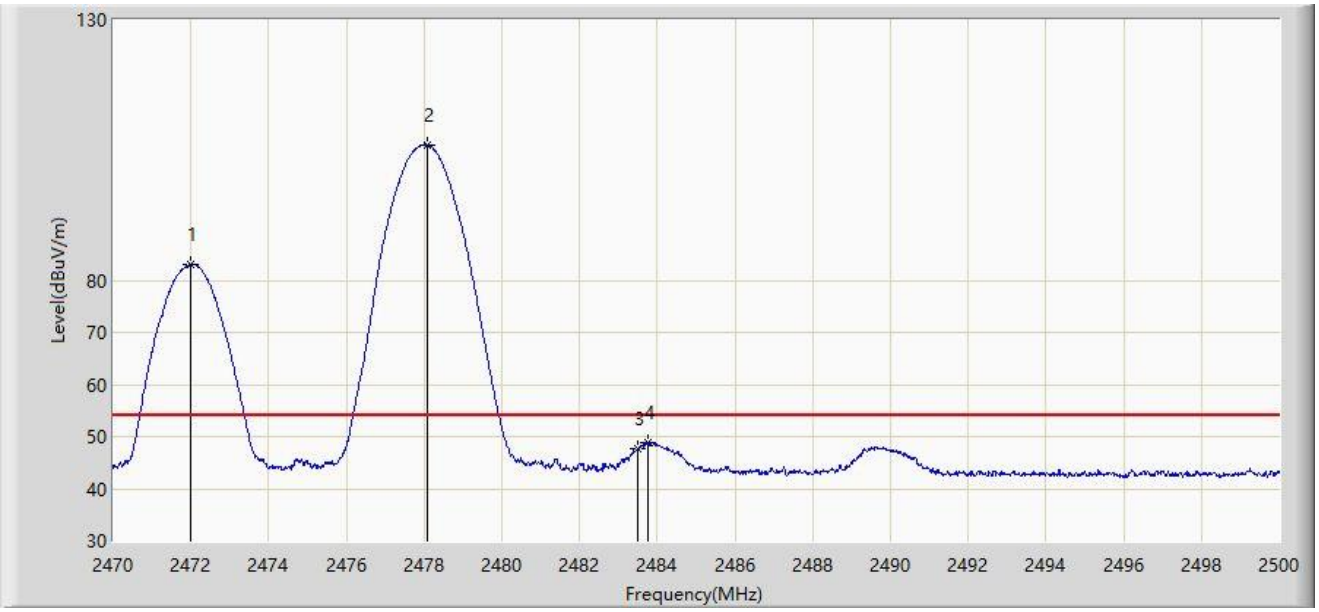

No	Mark	Frequency (MHz)	Measure Level (dBμV/m)	Reading Level (dBμV)	Margin (dB)	Limit (dBμV/m)	Factor (dB/m)	Type
1	*	2471.980	82.958	50.575	N/A	N/A	32.383	AV
2		2478.100	105.968	73.583	N/A	N/A	32.385	AV
3		2483.500	47.746	15.364	-6.254	54.000	32.382	AV
4		2483.770	48.833	16.451	-5.167	54.000	32.382	AV

Note 1: " * ", means this data is the worst emission level.

Note 2: Measure Level (dBμV/m) = Reading Level (dBμV) + Factor (dB/m).

Note 3: Factor (dB/m) = Cable Loss (dB) + Antenna Factor (dB/m).

Site: WZ-AC2	Test Date: 2024-05-16
Limit: FCC_2.4G_RE(3m)	Engineer: Carl Jiang
Probe: BBHA9120D_1457_1-18GHz	Polarity: Horizontal
EUT: ACCESS POINT	Power: AC 120V/60Hz
Test Mode: Transmit at Ant 6 - Filter 1# - 2468MHz Ant 3 - Filter 7# - 2480MHz	

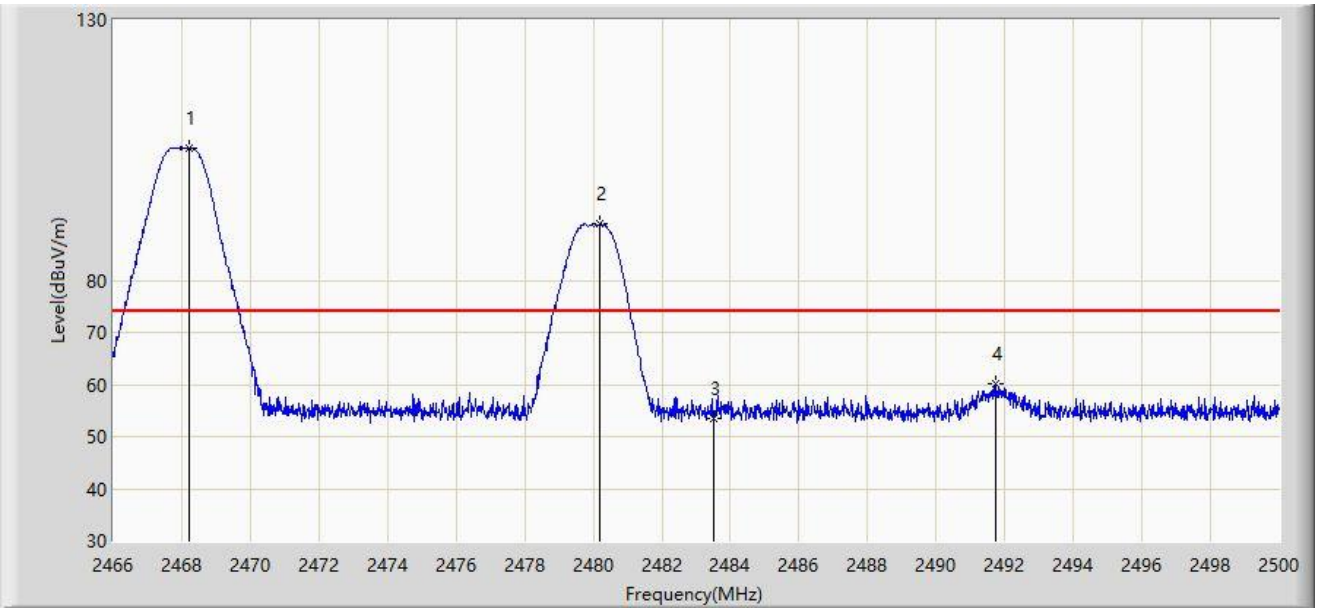

No	Mark	Frequency (MHz)	Measure Level (dBμV/m)	Reading Level (dBμV)	Margin (dB)	Limit (dBμV/m)	Factor (dB/m)	Type
1		2468.210	105.409	73.034	N/A	N/A	32.375	PK
2	*	2480.195	90.736	58.352	N/A	N/A	32.384	PK
3		2483.500	53.573	21.191	-20.427	74.000	32.382	PK
4		2491.755	60.027	27.648	-13.973	74.000	32.378	PK

Note 1: " * ", means this data is the worst emission level.

Note 2: Measure Level (dBμV/m) = Reading Level (dBμV) + Factor (dB/m).

Note 3: Factor (dB/m) = Cable Loss (dB) + Antenna Factor (dB/m).

Site: WZ-AC2	Test Date: 2024-05-16
Limit: FCC_2.4G_RE(3m)	Engineer: Carl Jiang
Probe: BBHA9120D_1457_1-18GHz	Polarity: Horizontal
EUT: ACCESS POINT	Power: AC 120V/60Hz
Test Mode: Transmit at Ant 6 - Filter 1# - 2468MHz Ant 3 - Filter 7# - 2480MHz	

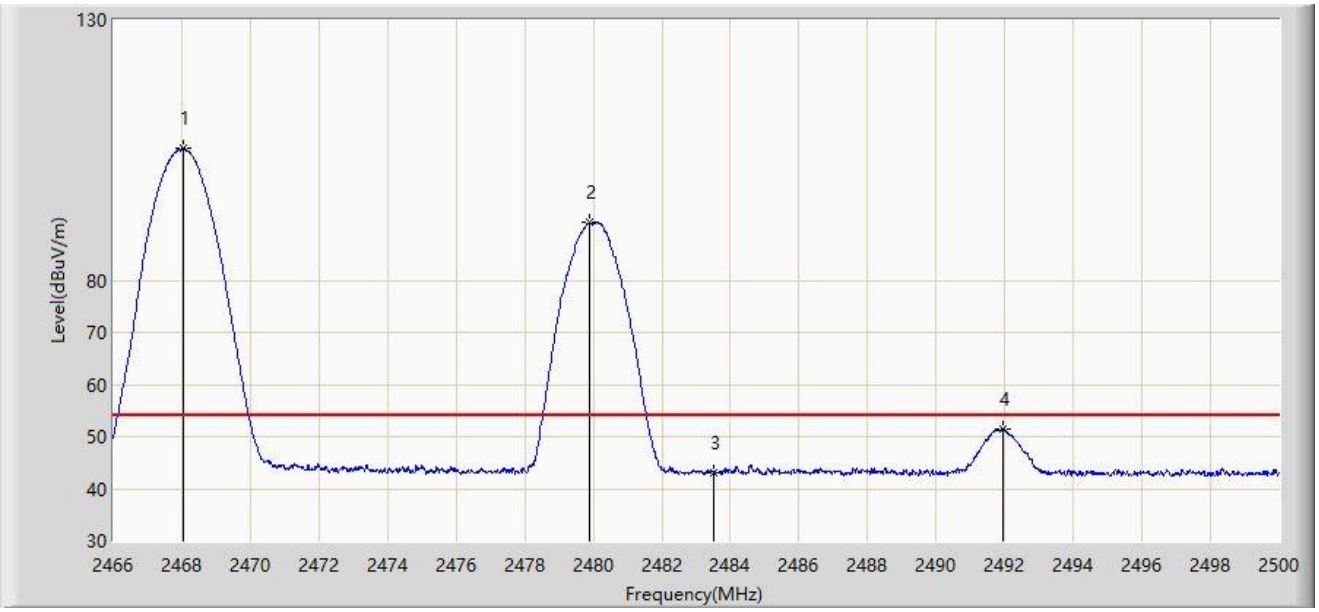

No	Mark	Frequency (MHz)	Measure Level (dBμV/m)	Reading Level (dBμV)	Margin (dB)	Limit (dBμV/m)	Factor (dB/m)	Type
1		2468.057	105.314	72.939	N/A	N/A	32.375	AV
2	*	2479.889	91.043	58.659	N/A	N/A	32.384	AV
3		2483.500	43.081	10.699	-10.919	54.000	32.382	AV
4		2491.942	51.475	19.096	-2.525	54.000	32.379	AV

Note 1: " * ", means this data is the worst emission level.

Note 2: Measure Level (dBμV/m) = Reading Level (dBμV) + Factor (dB/m).

Note 3: Factor (dB/m) = Cable Loss (dB) + Antenna Factor (dB/m).

Site: WZ-AC2	Test Date: 2024-05-16
Limit: FCC_2.4G_RE(3m)	Engineer: Carl Jiang
Probe: BBHA9120D_1457_1-18GHz	Polarity: Vertical
EUT: ACCESS POINT	Power: AC 120V/60Hz
Test Mode: Transmit at Ant 6 - Filter 1# - 2468MHz Ant 3 - Filter 7# - 2480MHz	

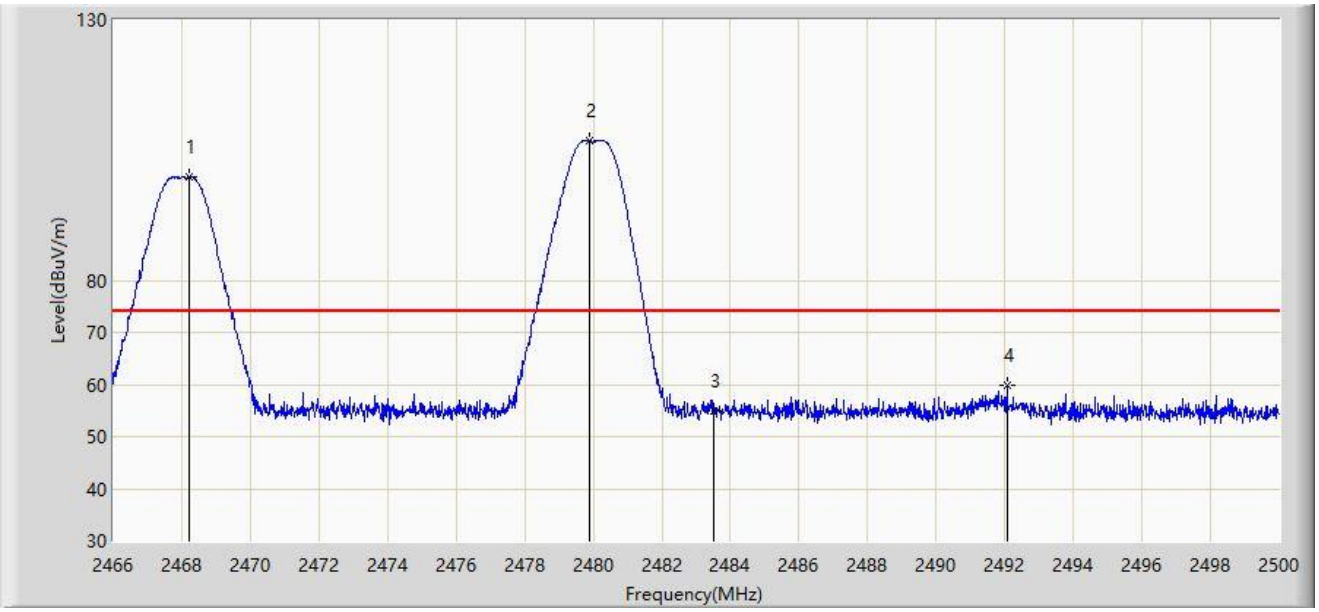

No	Mark	Frequency (MHz)	Measure Level (dBμV/m)	Reading Level (dBμV)	Margin (dB)	Limit (dBμV/m)	Factor (dB/m)	Type
1	*	2468.227	99.743	67.368	N/A	N/A	32.376	PK
2		2479.889	106.682	74.298	N/A	N/A	32.384	PK
3		2483.500	54.786	22.404	-19.214	74.000	32.382	PK
4		2492.061	59.727	27.348	-14.273	74.000	32.379	PK

Note 1: " * ", means this data is the worst emission level.

Note 2: Measure Level (dBμV/m) = Reading Level (dBμV) + Factor (dB/m).

Note 3: Factor (dB/m) = Cable Loss (dB) + Antenna Factor (dB/m).