802.11b Out-of-Band Emissions – Ant 5	
Channel 11 (2462MHz)	
Reference Level	High Band Edge
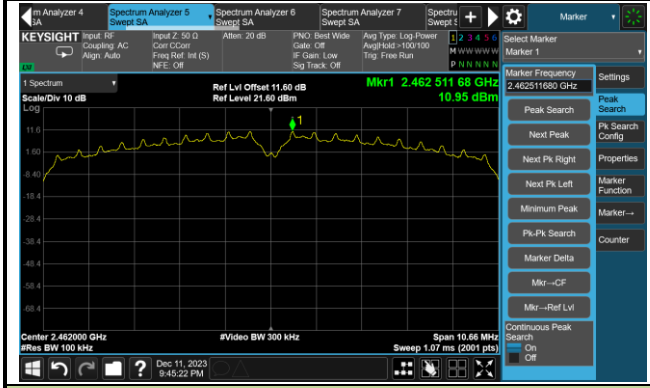	
Spurious Emission	

802.11g Out-of-Band Emissions – Ant 5	
Channel 11 (2462MHz)	
Reference Level	High Band Edge
Spurious Emission	

802.11n-HT20 Out-of-Band Emissions – Ant 5	
Channel 11 (2462MHz)	
Reference Level	High Band Edge
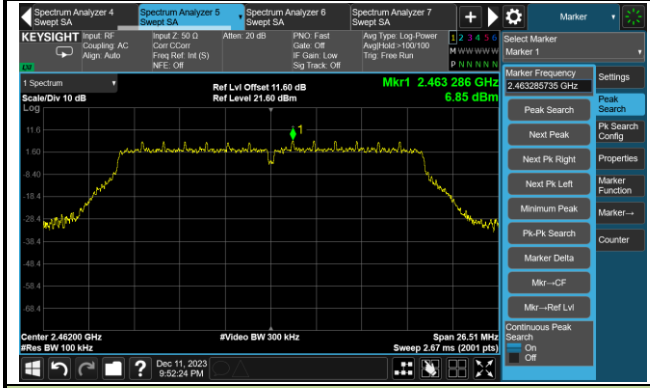	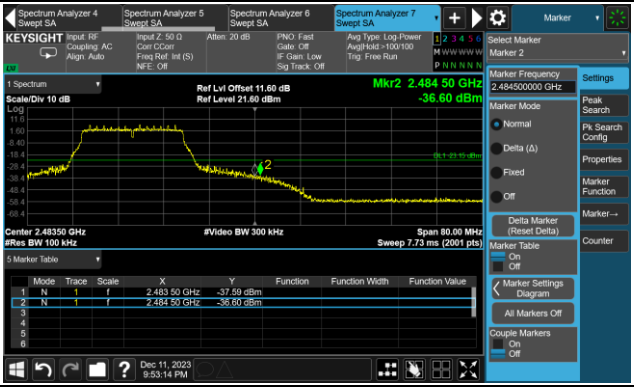
Spurious Emission	
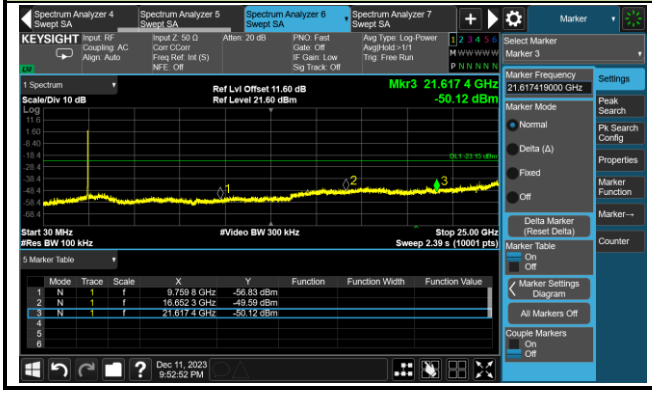	

802.11ax-HE20 Out-of-Band Emissions – Ant 5	
Channel 11 (2462MHz)	
Reference Level	High Band Edge
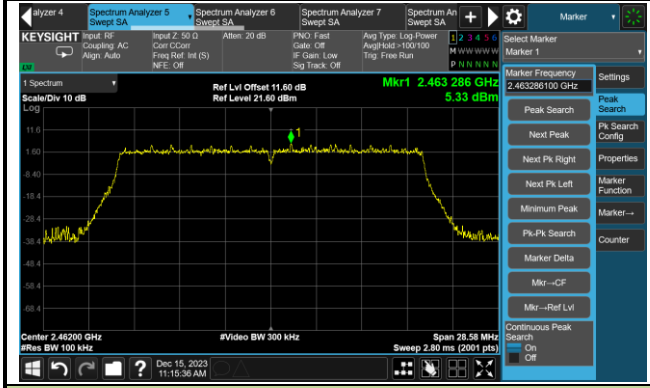	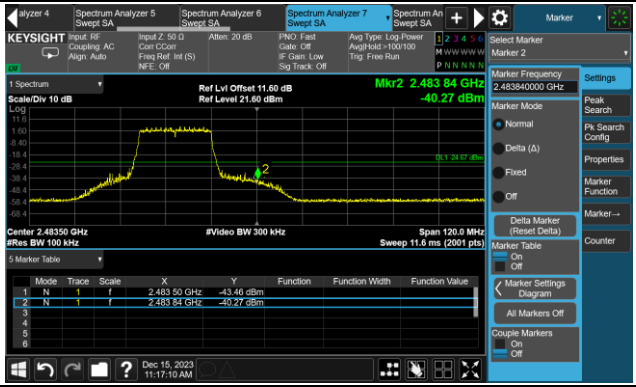
Spurious Emission	

802.11be-EHT20 Out-of-Band Emissions – Ant 5	
Channel 11 (2462MHz)	
Reference Level	High Band Edge
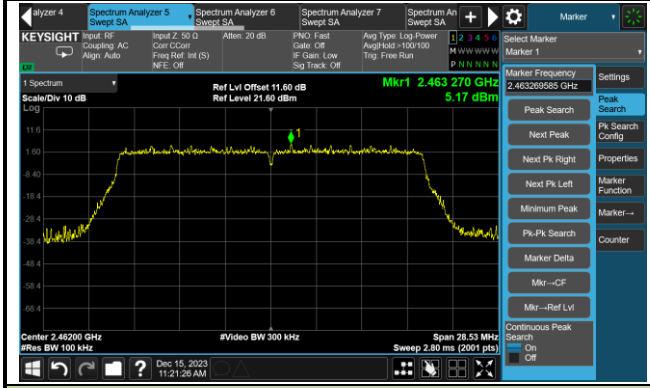	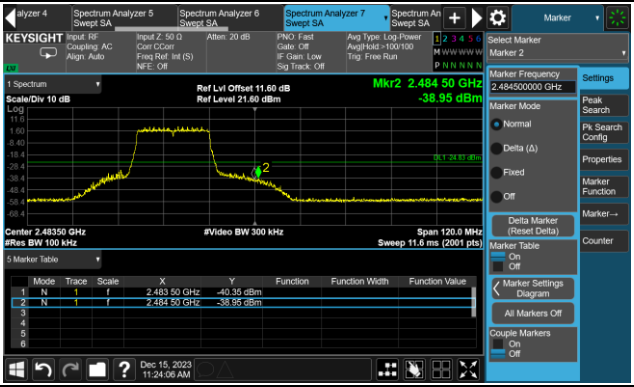
Spurious Emission	

802.11b Out-of-Band Emissions – Ant 2	
Channel 11 (2462MHz)	
Reference Level	High Band Edge
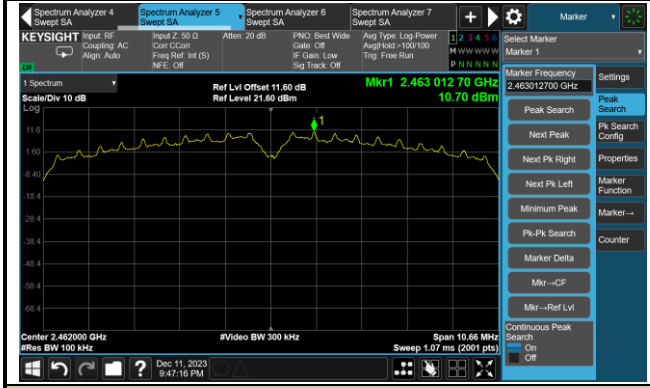	
Spurious Emission	
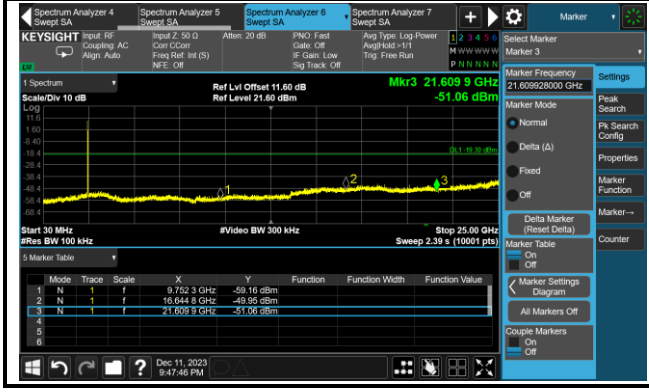	

802.11g Out-of-Band Emissions – Ant 2	
Channel 11 (2462MHz)	
Reference Level	High Band Edge
Spurious Emission	

802.11n-HT20 Out-of-Band Emissions – Ant 2	
Channel 11 (2462MHz)	
Reference Level	High Band Edge
Spurious Emission	
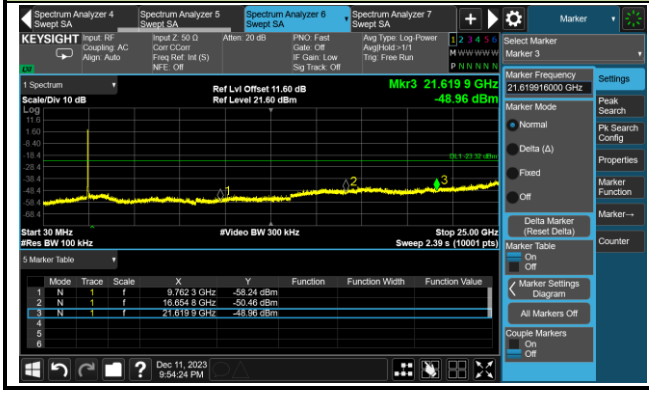	

802.11ax-HE20 Out-of-Band Emissions – Ant 2	
Channel 11 (2462MHz)	
Reference Level	High Band Edge
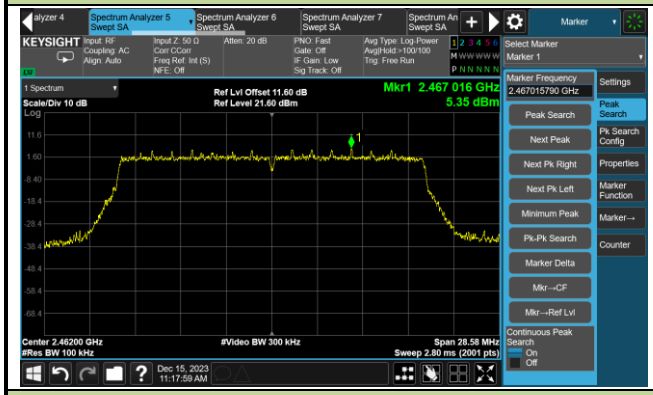	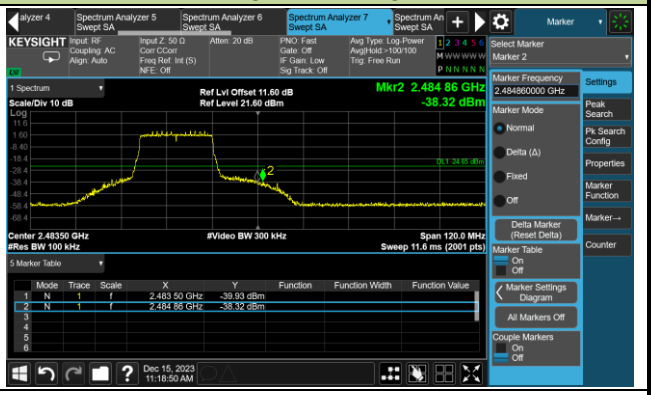
Spurious Emission	

802.11be-EHT20 Out-of-Band Emissions – Ant 2	
Channel 11 (2462MHz)	
Reference Level	High Band Edge
	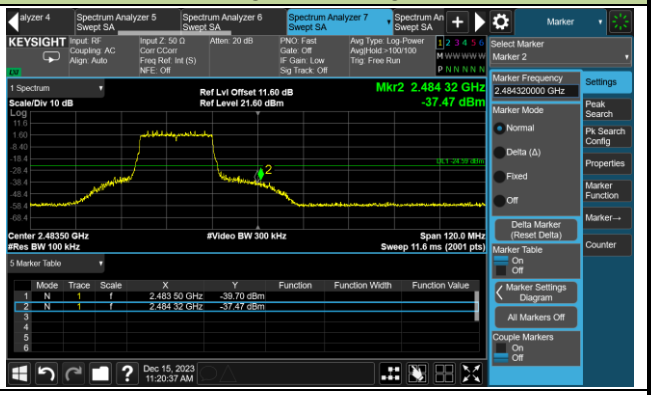
Spurious Emission	

A.6 Radiated Spurious Emission Test Result

Filter 1#:

Test Site	WZ-AC2	Test Engineer	Bob Zhang
Test Date	2023-12-05 ~ 2023-12-08	Test Mode	802.11b
Remark	1. Average measurement was not performed if peak level lower than average limit. 2. Other frequency was 20dB below limit line within 1-18GHz, there is not show in the report.		

Test Channel	Frequency (MHz)	Reading Level (dBμV)	Factor (dB/m)	Measure Level (dBμV/m)	Limit (dBμV/m)	Margin (dB)	Detector	Polarization
01	7468.5	30.8	12.1	42.9	74.0	-31.1	Peak	Horizontal
	8242.0	31.6	11.0	42.6	74.0	-31.4	Peak	Horizontal
	11633.5	30.8	17.7	48.5	74.0	-25.5	Peak	Horizontal
	3890.0	37.2	-0.1	37.1	74.0	-36.9	Peak	Vertical
	4910.0	33.7	3.2	36.9	74.0	-37.1	Peak	Vertical
	11701.5	31.2	17.5	48.7	74.0	-25.3	Peak	Vertical
06	3966.5	36.6	-0.1	36.5	74.0	-37.5	Peak	Horizontal
	4706.0	34.1	2.9	37.0	74.0	-37.0	Peak	Horizontal
	11659.0	31.4	17.7	49.1	74.0	-24.9	Peak	Horizontal
	4111.0	35.3	0.8	36.1	74.0	-37.9	Peak	Vertical
	4689.0	34.7	2.9	37.6	74.0	-36.4	Peak	Vertical
	11633.5	30.8	17.7	48.5	74.0	-25.5	Peak	Vertical
11	4714.5	34.3	2.9	37.2	74.0	-36.8	Peak	Horizontal
	8284.5	32.9	11.1	44.0	74.0	-30.0	Peak	Horizontal
	11718.5	31.3	17.8	49.1	74.0	-24.9	Peak	Horizontal
	4757.0	34.2	3.1	37.3	74.0	-36.7	Peak	Vertical
	7392.0	32.4	11.8	44.2	74.0	-29.8	Peak	Vertical
	11616.5	32.1	17.4	49.5	74.0	-24.5	Peak	Vertical

Note: Measure Level (dBμV/m) = Reading Level (dBμV) + Factor (dB/m)

Factor (dB/m) = Cable Loss (dB) + Antenna Factor (dB/m) - Pre_Amplifier Gain (dB)

Test Site	WZ-AC2	Test Engineer	Bob Zhang
Test Date	2023-12-05 ~ 2023-12-08	Test Mode	802.11g
Remark	1. Average measurement was not performed if peak level lower than average limit. 2. Other frequency was 20dB below limit line within 1-18GHz, there is not show in the report.		

Test Channel	Frequency (MHz)	Reading Level (dBμV)	Factor (dB/m)	Measure Level (dBμV/m)	Limit (dBμV/m)	Margin (dB)	Detector	Polarization
01	7400.5	33.2	11.8	45.0	74.0	-29.0	Peak	Horizontal
	8463.0	31.6	11.7	43.3	74.0	-30.7	Peak	Horizontal
	12279.5	31.9	17.4	49.3	74.0	-24.7	Peak	Horizontal
	3966.5	36.4	-0.1	36.3	74.0	-37.7	Peak	Vertical
	4672.0	34.3	2.8	37.1	74.0	-36.9	Peak	Vertical
	11718.5	31.7	17.8	49.5	74.0	-24.5	Peak	Vertical
06	7400.5	32.1	11.8	43.9	74.0	-30.1	Peak	Horizontal
	8242.0	32.3	11.0	43.3	74.0	-30.7	Peak	Horizontal
	12262.5	31.6	17.4	49.0	74.0	-25.0	Peak	Horizontal
	3881.5	35.2	-0.1	35.1	74.0	-38.9	Peak	Vertical
	4910.0	34.1	3.2	37.3	74.0	-36.7	Peak	Vertical
	11497.5	31.4	17.6	49.0	74.0	-25.0	Peak	Vertical
11	7485.5	32.7	12.0	44.7	74.0	-29.3	Peak	Horizontal
	8352.5	30.2	11.1	41.3	74.0	-32.7	Peak	Horizontal
	11650.5	30.8	17.8	48.6	74.0	-25.4	Peak	Horizontal
	4153.5	34.7	0.7	35.4	74.0	-38.6	Peak	Vertical
	4901.5	33.7	3.1	36.8	74.0	-37.2	Peak	Vertical
	11548.5	31.3	17.7	49.0	74.0	-25.0	Peak	Vertical

Note: Measure Level (dBμV/m) = Reading Level (dBμV) + Factor (dB/m)

Factor (dB/m) = Cable Loss (dB) + Antenna Factor (dB/m) - Pre_Amplifier Gain (dB)

Test Site	WZ-AC2	Test Engineer	Bob Zhang
Test Date	2023-12-05 ~ 2023-12-08	Test Mode	802.11n-HT20
Remark	1. Average measurement was not performed if peak level lower than average limit. 2. Other frequency was 20dB below limit line within 1-18GHz, there is not show in the report.		

Test Channel	Frequency (MHz)	Reading Level (dBμV)	Factor (dB/m)	Measure Level (dBμV/m)	Limit (dBμV/m)	Margin (dB)	Detector	Polarization
01	3703.0	37.3	-0.3	37.0	74.0	-37.0	Peak	Horizontal
	4646.5	35.2	2.6	37.8	74.0	-36.2	Peak	Horizontal
	11633.5	30.3	17.7	48.0	74.0	-26.0	Peak	Horizontal
	3881.5	36.8	-0.1	36.7	74.0	-37.3	Peak	Vertical
	4927.0	34.6	3.3	37.9	74.0	-36.1	Peak	Vertical
	7366.5	32.9	11.5	44.4	74.0	-29.6	Peak	Vertical
06	4119.5	35.2	0.8	36.0	74.0	-38.0	Peak	Horizontal
	4680.5	35.2	2.8	38.0	74.0	-36.0	Peak	Horizontal
	11659.0	31.3	17.7	49.0	74.0	-25.0	Peak	Horizontal
	3966.5	35.6	-0.1	35.5	74.0	-38.5	Peak	Vertical
	4663.5	34.2	2.7	36.9	74.0	-37.1	Peak	Vertical
	11701.5	30.9	17.5	48.4	74.0	-25.6	Peak	Vertical
11	4689.0	34.2	2.9	37.1	74.0	-36.9	Peak	Horizontal
	8310.0	31.3	10.9	42.2	74.0	-31.8	Peak	Horizontal
	12296.5	32.0	17.6	49.6	74.0	-24.4	Peak	Horizontal
	3898.5	37.0	-0.2	36.8	74.0	-37.2	Peak	Vertical
	4910.0	34.3	3.2	37.5	74.0	-36.5	Peak	Vertical
	11659.0	30.8	17.7	48.5	74.0	-25.5	Peak	Vertical

Note: Measure Level (dBμV/m) = Reading Level (dBμV) + Factor (dB/m)

Factor (dB/m) = Cable Loss (dB) + Antenna Factor (dB/m) - Pre_Amplifier Gain (dB)

Test Site	WZ-AC2	Test Engineer	Bob Zhang
Test Date	2023-12-05 ~ 2023-12-08	Test Mode	802.11n-HT40
Remark	1. Average measurement was not performed if peak level lower than average limit. 2. Other frequency was 20dB below limit line within 1-18GHz, there is not show in the report.		

Test Channel	Frequency (MHz)	Reading Level (dBμV)	Factor (dB/m)	Measure Level (dBμV/m)	Limit (dBμV/m)	Margin (dB)	Detector	Polarization
03	4111.0	36.1	0.8	36.9	74.0	-37.1	Peak	Horizontal
	4867.5	35.1	3.1	38.2	74.0	-35.8	Peak	Horizontal
	11650.5	32.0	17.8	49.8	74.0	-24.2	Peak	Horizontal
	4102.5	36.3	0.7	37.0	74.0	-37.0	Peak	Vertical
	4961.0	34.1	3.0	37.1	74.0	-36.9	Peak	Vertical
	11650.5	31.4	17.8	49.2	74.0	-24.8	Peak	Vertical
06	4102.5	35.4	0.7	36.1	74.0	-37.9	Peak	Horizontal
	4884.5	34.2	3.0	37.2	74.0	-36.8	Peak	Horizontal
	11514.5	31.4	17.3	48.7	74.0	-25.3	Peak	Horizontal
	3890.0	35.8	-0.1	35.7	74.0	-38.3	Peak	Vertical
	4655.0	34.3	2.6	36.9	74.0	-37.1	Peak	Vertical
	11489.0	30.8	17.7	48.5	74.0	-25.5	Peak	Vertical
09	4111.0	35.3	0.8	36.1	74.0	-37.9	Peak	Horizontal
	4893.0	34.1	3.0	37.1	74.0	-36.9	Peak	Horizontal
	11616.5	31.3	17.4	48.7	74.0	-25.3	Peak	Horizontal
	4179.0	35.6	0.9	36.5	74.0	-37.5	Peak	Vertical
	4884.5	35.5	3.0	38.5	74.0	-35.5	Peak	Vertical
	11565.5	31.4	17.8	49.2	74.0	-24.8	Peak	Vertical

Note: Measure Level (dBμV/m) = Reading Level (dBμV) + Factor (dB/m)

Factor (dB/m) = Cable Loss (dB) + Antenna Factor (dB/m) - Pre_Amplifier Gain (dB)

Test Site	WZ-AC2	Test Engineer	Bob Zhang
Test Date	2023-12-05 ~ 2023-12-08	Test Mode	802.11ax-HE20
Remark	1. Average measurement was not performed if peak level lower than average limit. 2. Other frequency was 20dB below limit line within 1-18GHz, there is not show in the report.		

Test Channel	Frequency (MHz)	Reading Level (dBμV)	Factor (dB/m)	Measure Level (dBμV/m)	Limit (dBμV/m)	Margin (dB)	Detector	Polarization
01	3847.5	35.1	-0.2	34.9	74.0	-39.1	Peak	Horizontal
	4842.0	31.9	3.2	35.1	74.0	-38.9	Peak	Horizontal
	11438.0	28.5	17.2	45.7	74.0	-28.3	Peak	Horizontal
	3847.5	35.1	-0.2	34.9	74.0	-39.1	Peak	Vertical
	4791.0	32.0	3.1	35.1	74.0	-38.9	Peak	Vertical
	11642.0	31.1	17.9	49.0	74.0	-25.0	Peak	Vertical
06	4102.5	35.4	0.7	36.1	74.0	-37.9	Peak	Horizontal
	4833.5	32.1	3.1	35.2	74.0	-38.8	Peak	Horizontal
	11642.0	31.1	17.9	49.0	74.0	-25.0	Peak	Horizontal
	4111.0	36.0	0.8	36.8	74.0	-37.2	Peak	Vertical
	4570.0	35.3	2.2	37.5	74.0	-36.5	Peak	Vertical
	11480.5	32.0	17.6	49.6	74.0	-24.4	Peak	Vertical
11	4085.5	35.8	0.5	36.3	74.0	-37.7	Peak	Horizontal
	4893.0	34.1	3.0	37.1	74.0	-36.9	Peak	Horizontal
	11574.0	31.0	17.7	48.7	74.0	-25.3	Peak	Horizontal
	4179.0	36.8	0.9	37.7	74.0	-36.3	Peak	Vertical
	4578.5	35.2	2.2	37.4	74.0	-36.6	Peak	Vertical
	11514.5	31.3	17.3	48.6	74.0	-25.4	Peak	Vertical

Note: Measure Level (dBμV/m) = Reading Level (dBμV) + Factor (dB/m)

Factor (dB/m) = Cable Loss (dB) + Antenna Factor (dB/m) - Pre_Amplifier Gain (dB)

Test Site	WZ-AC2	Test Engineer	Bob Zhang
Test Date	2023-12-05 ~ 2023-12-08	Test Mode	802.11ax-HE40
Remark	1. Average measurement was not performed if peak level lower than average limit. 2. Other frequency was 20dB below limit line within 1-18GHz, there is not show in the report.		

Test Channel	Frequency (MHz)	Reading Level (dBμV)	Factor (dB/m)	Measure Level (dBμV/m)	Limit (dBμV/m)	Margin (dB)	Detector	Polarization
03	3890.0	36.0	-0.1	35.9	74.0	-38.1	Peak	Horizontal
	4689.0	32.1	2.9	35.0	74.0	-39.0	Peak	Horizontal
	11565.5	31.4	17.8	49.2	74.0	-24.8	Peak	Horizontal
	3890.0	36.0	-0.1	35.9	74.0	-38.1	Peak	Vertical
	5105.5	34.3	3.4	37.7	74.0	-36.3	Peak	Vertical
	11251.0	31.4	17.2	48.6	74.0	-25.4	Peak	Vertical
06	4255.5	36.4	1.2	37.6	74.0	-36.4	Peak	Horizontal
	5088.5	34.8	3.5	38.3	74.0	-35.7	Peak	Horizontal
	11650.5	31.5	17.8	49.3	74.0	-24.7	Peak	Horizontal
	4119.5	35.3	0.8	36.1	74.0	-37.9	Peak	Vertical
	4927.0	32.1	3.3	35.4	74.0	-38.6	Peak	Vertical
	11497.5	31.9	17.6	49.5	74.0	-24.5	Peak	Vertical
09	4247.0	36.2	1.1	37.3	74.0	-36.7	Peak	Horizontal
	4884.5	34.1	3.0	37.1	74.0	-36.9	Peak	Horizontal
	11990.5	31.5	17.1	48.6	74.0	-25.4	Peak	Horizontal
	3873.0	35.5	0.0	35.5	74.0	-38.5	Peak	Vertical
	4876.0	34.1	3.0	37.1	74.0	-36.9	Peak	Vertical
	11574.0	32.4	17.7	50.1	74.0	-23.9	Peak	Vertical

Note: Measure Level (dBμV/m) = Reading Level (dBμV) + Factor (dB/m)

Factor (dB/m) = Cable Loss (dB) + Antenna Factor (dB/m) - Pre_Amplifier Gain (dB)

Test Site	WZ-AC2	Test Engineer	Bob Zhang
Test Date	2023-12-05 ~ 2023-12-08	Test Mode	802.11be-EHT20
Remark:	1. Average measurement was not performed if peak level lower than average limit. 2. Other frequency was 20dB below limit line within 1-18GHz, there is not show in the report.		

Test Channel	Frequency (MHz)	Reading Level (dBμV)	Factor (dB/m)	Measure Level (dBμV/m)	Limit (dBμV/m)	Margin (dB)	Detector	Polarization
01	3864.5	36.4	0.0	36.4	74.0	-37.6	Peak	Horizontal
	4791.0	34.2	3.1	37.3	74.0	-36.7	Peak	Horizontal
	11378.5	31.4	17.3	48.7	74.0	-25.3	Peak	Horizontal
	3856.0	35.7	-0.1	35.6	74.0	-38.4	Peak	Vertical
	5054.5	34.4	3.4	37.8	74.0	-36.2	Peak	Vertical
	11557.0	31.5	17.9	49.4	74.0	-24.6	Peak	Vertical
06	3788.0	35.7	-0.2	35.5	74.0	-38.5	Peak	Horizontal
	5114.0	35.4	3.3	38.7	74.0	-35.3	Peak	Horizontal
	11497.5	31.1	17.6	48.7	74.0	-25.3	Peak	Horizontal
	3941.0	36.3	-0.1	36.2	74.0	-37.8	Peak	Vertical
	4935.5	34.1	3.2	37.3	74.0	-36.7	Peak	Vertical
	11557.0	30.9	17.9	48.8	74.0	-25.2	Peak	Vertical
11	3796.5	36.0	-0.2	35.8	74.0	-38.2	Peak	Horizontal
	4978.0	34.6	3.0	37.6	74.0	-36.4	Peak	Horizontal
	10800.5	33.6	16.5	50.1	74.0	-23.9	Peak	Horizontal
	4119.5	36.6	0.8	37.4	74.0	-36.6	Peak	Vertical
	4689.0	31.6	2.9	34.5	74.0	-39.5	Peak	Vertical
	11557.0	30.6	17.9	48.5	74.0	-25.5	Peak	Vertical

Note: Measure Level (dBμV/m) = Reading Level (dBμV) + Factor (dB/m)

Factor (dB/m) = Cable Loss (dB) + Antenna Factor (dB/m) - Pre_Amplifier Gain (dB)

Test Site	WZ-AC2	Test Engineer	Bob Zhang
Test Date	2023-12-05 ~ 2023-12-08	Test Mode	802.11be-EHT40
Remark	1. Average measurement was not performed if peak level lower than average limit. 2. Other frequency was 20dB below limit line within 1-18GHz, there is not show in the report.		

Test Channel	Frequency (MHz)	Reading Level (dBμV)	Factor (dB/m)	Measure Level (dBμV/m)	Limit (dBμV/m)	Margin (dB)	Detector	Polarization
03	4085.5	36.0	0.5	36.5	74.0	-37.5	Peak	Horizontal
	4799.5	34.5	3.0	37.5	74.0	-36.5	Peak	Horizontal
	11319.0	31.8	17.4	49.2	74.0	-24.8	Peak	Horizontal
	4085.5	36.0	0.5	36.5	74.0	-37.5	Peak	Vertical
	4808.0	33.6	2.9	36.5	74.0	-37.5	Peak	Vertical
	11608.0	32.0	17.2	49.2	74.0	-24.8	Peak	Vertical
06	3975.0	33.5	0.0	33.5	74.0	-40.5	Peak	Horizontal
	4774.0	31.8	3.2	35.0	74.0	-39.0	Peak	Horizontal
	11506.0	31.3	17.4	48.7	74.0	-25.3	Peak	Horizontal
	3873.0	36.3	0.0	36.3	74.0	-37.7	Peak	Vertical
	4961.0	34.6	3.0	37.6	74.0	-36.4	Peak	Vertical
	11557.0	30.8	17.9	48.7	74.0	-25.3	Peak	Vertical
09	4111.0	35.5	0.8	36.3	74.0	-37.7	Peak	Horizontal
	5054.5	34.0	3.4	37.4	74.0	-36.6	Peak	Horizontal
	10885.5	32.9	16.3	49.2	74.0	-24.8	Peak	Horizontal
	4323.5	35.3	1.4	36.7	74.0	-37.3	Peak	Vertical
	5114.0	34.8	3.3	38.1	74.0	-35.9	Peak	Vertical
	11616.5	31.7	17.4	49.1	74.0	-24.9	Peak	Vertical

Note: Measure Level (dBμV/m) = Reading Level (dBμV) + Factor (dB/m)

Factor (dB/m) = Cable Loss (dB) + Antenna Factor (dB/m) - Pre_Amplifier Gain (dB)

Filter 2#:

Test Site	WZ-AC2	Test Engineer	Bob Zhang
Test Date	2023-12-05 ~ 2023-12-08	Test Mode	802.11b
Remark	1. Average measurement was not performed if peak level lower than average limit. 2. Other frequency was 20dB below limit line within 1-18GHz, there is not show in the report.		

Test Channel	Frequency (MHz)	Reading Level (dBμV)	Factor (dB/m)	Measure Level (dBμV/m)	Limit (dBμV/m)	Margin (dB)	Detector	Polarization
01	4119.5	36.6	0.8	37.4	74.0	-36.6	Peak	Horizontal
	5063.0	34.5	3.5	38.0	74.0	-36.0	Peak	Horizontal
	11497.5	31.8	17.6	49.4	74.0	-24.6	Peak	Horizontal
	4111.0	36.0	0.8	36.8	74.0	-37.2	Peak	Vertical
	4808.0	34.0	2.9	36.9	74.0	-37.1	Peak	Vertical
	11650.5	31.5	17.8	49.3	74.0	-24.7	Peak	Vertical
06	4102.5	35.8	0.7	36.5	74.0	-37.5	Peak	Horizontal
	4748.5	33.4	3.0	36.4	74.0	-37.6	Peak	Horizontal
	11531.5	32.0	17.3	49.3	74.0	-24.7	Peak	Horizontal
	4102.5	35.8	0.7	36.5	74.0	-37.5	Peak	Vertical
	4876.0	34.2	3.0	37.2	74.0	-36.8	Peak	Vertical
	11480.5	30.4	17.6	48.0	74.0	-26.0	Peak	Vertical

Note: Measure Level (dBμV/m) = Reading Level (dBμV) + Factor (dB/m)

Factor (dB/m) = Cable Loss (dB) + Antenna Factor (dB/m) - Pre_Amplifier Gain (dB)

Test Site	WZ-AC2	Test Engineer	Bob Zhang
Test Date	2023-12-05 ~ 2023-12-08	Test Mode	802.11g
Remark	1. Average measurement was not performed if peak level lower than average limit. 2. Other frequency was 20dB below limit line within 1-18GHz, there is not show in the report.		

Test Channel	Frequency (MHz)	Reading Level (dBμV)	Factor (dB/m)	Measure Level (dBμV/m)	Limit (dBμV/m)	Margin (dB)	Detector	Polarization
01	3958.0	35.5	-0.1	35.4	74.0	-38.6	Peak	Horizontal
	4833.5	32.5	3.1	35.6	74.0	-38.4	Peak	Horizontal
	11540.0	31.4	17.6	49.0	74.0	-25.0	Peak	Horizontal
	4094.0	34.3	0.6	34.9	74.0	-39.1	Peak	Vertical
	4791.0	33.0	3.1	36.1	74.0	-37.9	Peak	Vertical
	11327.5	29.5	17.4	46.9	74.0	-27.1	Peak	Vertical
06	4102.5	35.5	0.7	36.2	74.0	-37.8	Peak	Horizontal
	4927.0	33.4	3.3	36.7	74.0	-37.3	Peak	Horizontal
	10987.5	31.9	16.4	48.3	74.0	-25.7	Peak	Horizontal
	4102.5	36.3	0.7	37.0	74.0	-37.0	Peak	Vertical
	4893.0	34.5	3.0	37.5	74.0	-36.5	Peak	Vertical
	11472.0	31.4	17.5	48.9	74.0	-25.1	Peak	Vertical

Note: Measure Level (dBμV/m) = Reading Level (dBμV) + Factor (dB/m)

Factor (dB/m) = Cable Loss (dB) + Antenna Factor (dB/m) - Pre_Amplifier Gain (dB)

Test Site	WZ-AC2	Test Engineer	Bob Zhang
Test Date	2023-12-05 ~ 2023-12-08	Test Mode	802.11n-HT20
Remark	1. Average measurement was not performed if peak level lower than average limit. 2. Other frequency was 20dB below limit line within 1-18GHz, there is not show in the report.		

Test Channel	Frequency (MHz)	Reading Level (dBμV)	Factor (dB/m)	Measure Level (dBμV/m)	Limit (dBμV/m)	Margin (dB)	Detector	Polarization
01	4315.0	36.2	1.4	37.6	74.0	-36.4	Peak	Horizontal
	4816.5	34.3	3.0	37.3	74.0	-36.7	Peak	Horizontal
	11506.0	32.0	17.4	49.4	74.0	-24.6	Peak	Horizontal
	3881.5	36.3	-0.1	36.2	74.0	-37.8	Peak	Vertical
	5114.0	34.7	3.3	38.0	74.0	-36.0	Peak	Vertical
	11506.0	32.0	17.4	49.4	74.0	-24.6	Peak	Vertical
06	4145.0	35.8	0.7	36.5	74.0	-37.5	Peak	Horizontal
	4901.5	33.7	3.1	36.8	74.0	-37.2	Peak	Horizontal
	11557.0	30.6	17.9	48.5	74.0	-25.5	Peak	Horizontal
	4119.5	35.8	0.8	36.6	74.0	-37.4	Peak	Vertical
	4731.5	33.2	2.9	36.1	74.0	-37.9	Peak	Vertical
	11557.0	30.6	17.9	48.5	74.0	-25.5	Peak	Vertical

Note: Measure Level (dBμV/m) = Reading Level (dBμV) + Factor (dB/m)

Factor (dB/m) = Cable Loss (dB) + Antenna Factor (dB/m) - Pre_Amplifier Gain (dB)

Test Site	WZ-AC2	Test Engineer	Bob Zhang
Test Date	2023-12-05 ~ 2023-12-08	Test Mode	802.11n-HT40
Remark	1. Average measurement was not performed if peak level lower than average limit. 2. Other frequency was 20dB below limit line within 1-18GHz, there is not show in the report.		

Test Channel	Frequency (MHz)	Reading Level (dBμV)	Factor (dB/m)	Measure Level (dBμV/m)	Limit (dBμV/m)	Margin (dB)	Detector	Polarization
03	4196.0	35.2	1.0	36.2	74.0	-37.8	Peak	Horizontal
	4884.5	34.1	3.0	37.1	74.0	-36.9	Peak	Horizontal
	11523.0	31.2	17.2	48.4	74.0	-25.6	Peak	Horizontal
	4094.0	36.0	0.6	36.6	74.0	-37.4	Peak	Vertical
	5105.5	34.3	3.4	37.7	74.0	-36.3	Peak	Vertical
	11557.0	31.0	17.9	48.9	74.0	-25.1	Peak	Vertical

Note: Measure Level (dBμV/m) = Reading Level (dBμV) + Factor (dB/m)

Factor (dB/m) = Cable Loss (dB) + Antenna Factor (dB/m) - Pre_Amplifier Gain (dB)

Test Site	WZ-AC2	Test Engineer	Bob Zhang
Test Date	2023-12-05 ~ 2023-12-08	Test Mode	802.11ax-HE20
Remark	1. Average measurement was not performed if peak level lower than average limit. 2. Other frequency was 20dB below limit line within 1-18GHz, there is not show in the report.		

Test Channel	Frequency (MHz)	Reading Level (dBμV)	Factor (dB/m)	Measure Level (dBμV/m)	Limit (dBμV/m)	Margin (dB)	Detector	Polarization
01	4255.5	36.0	1.2	37.2	74.0	-36.8	Peak	Horizontal
	5054.5	34.1	3.4	37.5	74.0	-36.5	Peak	Horizontal
	11531.5	31.8	17.3	49.1	74.0	-24.9	Peak	Horizontal
	3805.0	36.6	-0.2	36.4	74.0	-37.6	Peak	Vertical
	4621.0	35.2	2.5	37.7	74.0	-36.3	Peak	Vertical
	11531.5	31.8	17.3	49.1	74.0	-24.9	Peak	Vertical
06	3881.5	35.5	-0.1	35.4	74.0	-38.6	Peak	Horizontal
	4808.0	34.7	2.9	37.6	74.0	-36.4	Peak	Horizontal
	11650.5	30.9	17.8	48.7	74.0	-25.3	Peak	Horizontal
	3932.5	34.0	-0.1	33.9	74.0	-40.1	Peak	Vertical
	4638.0	34.8	2.6	37.4	74.0	-36.6	Peak	Vertical
	11557.0	30.8	17.9	48.7	74.0	-25.3	Peak	Vertical

Note: Measure Level (dBμV/m) = Reading Level (dBμV) + Factor (dB/m)

Factor (dB/m) = Cable Loss (dB) + Antenna Factor (dB/m) - Pre_Amplifier Gain (dB)

Test Site	WZ-AC2	Test Engineer	Bob Zhang
Test Date	2023-12-05 ~ 2023-12-08	Test Mode	802.11ax-HE40
Remark	1. Average measurement was not performed if peak level lower than average limit. 2. Other frequency was 20dB below limit line within 1-18GHz, there is not show in the report.		

Test Channel	Frequency (MHz)	Reading Level (dBμV)	Factor (dB/m)	Measure Level (dBμV/m)	Limit (dBμV/m)	Margin (dB)	Detector	Polarization
03	4102.5	36.2	0.7	36.9	74.0	-37.1	Peak	Horizontal
	4961.0	34.5	3.0	37.5	74.0	-36.5	Peak	Horizontal
	11625.0	31.7	17.6	49.3	74.0	-24.7	Peak	Horizontal
	4162.0	36.4	0.7	37.1	74.0	-36.9	Peak	Vertical
	4697.5	34.8	2.9	37.7	74.0	-36.3	Peak	Vertical
	11523.0	30.9	17.2	48.1	74.0	-25.9	Peak	Vertical

Note: Measure Level (dBμV/m) = Reading Level (dBμV) + Factor (dB/m)

Factor (dB/m) = Cable Loss (dB) + Antenna Factor (dB/m) - Pre_Amplifier Gain (dB)

Test Site	WZ-AC2	Test Engineer	Bob Zhang
Test Date	2023-12-05 ~ 2023-12-08	Test Mode	802.11be-EHT20
Remark:	1. Average measurement was not performed if peak level lower than average limit. 2. Other frequency was 20dB below limit line within 1-18GHz, there is not show in the report.		

Test Channel	Frequency (MHz)	Reading Level (dBμV)	Factor (dB/m)	Measure Level (dBμV/m)	Limit (dBμV/m)	Margin (dB)	Detector	Polarization
01	4119.5	35.2	0.8	36.0	74.0	-38.0	Peak	Horizontal
	5139.5	35.0	3.4	38.4	74.0	-35.6	Peak	Horizontal
	11650.5	30.8	17.8	48.6	74.0	-25.4	Peak	Horizontal
	4119.5	35.2	0.8	36.0	74.0	-38.0	Peak	Vertical
	4816.5	34.6	3.0	37.6	74.0	-36.4	Peak	Vertical
	11557.0	32.0	17.9	49.9	74.0	-24.1	Peak	Vertical
06	3941.0	35.8	-0.1	35.7	74.0	-38.3	Peak	Horizontal
	5003.5	35.0	3.3	38.3	74.0	-35.7	Peak	Horizontal
	11557.0	32.0	17.9	49.9	74.0	-24.1	Peak	Horizontal
	3915.5	33.9	-0.2	33.7	74.0	-40.3	Peak	Vertical
	4944.0	32.9	3.2	36.1	74.0	-37.9	Peak	Vertical
	11548.5	31.4	17.7	49.1	74.0	-24.9	Peak	Vertical

Note: Measure Level (dBμV/m) = Reading Level (dBμV) + Factor (dB/m)

Factor (dB/m) = Cable Loss (dB) + Antenna Factor (dB/m) - Pre_Amplifier Gain (dB)

Test Site	WZ-AC2	Test Engineer	Bob Zhang
Test Date	2023-12-05 ~ 2023-12-08	Test Mode	802.11be-EHT40
Remark	1. Average measurement was not performed if peak level lower than average limit. 2. Other frequency was 20dB below limit line within 1-18GHz, there is not show in the report.		

Test Channel	Frequency (MHz)	Reading Level (dBμV)	Factor (dB/m)	Measure Level (dBμV/m)	Limit (dBμV/m)	Margin (dB)	Detector	Polarization
03	4187.5	35.7	1.0	36.7	74.0	-37.3	Peak	Horizontal
	5037.5	33.7	3.3	37.0	74.0	-37.0	Peak	Horizontal
	11557.0	30.9	17.9	48.8	74.0	-25.2	Peak	Horizontal
	3898.5	36.0	-0.2	35.8	74.0	-38.2	Peak	Vertical
	4833.5	33.1	3.1	36.2	74.0	-37.8	Peak	Vertical
	11633.5	31.0	17.7	48.7	74.0	-25.3	Peak	Vertical

Note: Measure Level (dBμV/m) = Reading Level (dBμV) + Factor (dB/m)

Factor (dB/m) = Cable Loss (dB) + Antenna Factor (dB/m) - Pre_Amplifier Gain (dB)

Filter 3#

Test Site	WZ-AC2	Test Engineer	Bob Zhang
Test Date	2023-12-05 ~ 2023-12-08	Test Mode	802.11b
Remark	1. Average measurement was not performed if peak level lower than average limit. 2. Other frequency was 20dB below limit line within 1-18GHz, there is not show in the report.		

Test Channel	Frequency (MHz)	Reading Level (dBμV)	Factor (dB/m)	Measure Level (dBμV/m)	Limit (dBμV/m)	Margin (dB)	Detector	Polarization
11	3813.5	34.9	-0.2	34.7	74.0	-39.3	Peak	Horizontal
	5063.0	34.0	3.5	37.5	74.0	-36.5	Peak	Horizontal
	11514.5	31.7	17.3	49.0	74.0	-25.0	Peak	Horizontal
	4170.5	36.1	0.8	36.9	74.0	-37.1	Peak	Vertical
	4646.5	35.5	2.6	38.1	74.0	-35.9	Peak	Vertical
	11514.5	31.7	17.3	49.0	74.0	-25.0	Peak	Vertical

Note: Measure Level (dBμV/m) = Reading Level (dBμV) + Factor (dB/m)

Factor (dB/m) = Cable Loss (dB) + Antenna Factor (dB/m) - Pre_Amplifier Gain (dB)

Test Site	WZ-AC2	Test Engineer	Bob Zhang
Test Date	2023-12-05 ~ 2023-12-08	Test Mode	802.11g
Remark	1. Average measurement was not performed if peak level lower than average limit. 2. Other frequency was 20dB below limit line within 1-18GHz, there is not show in the report.		

Test Channel	Frequency (MHz)	Reading Level (dBμV)	Factor (dB/m)	Measure Level (dBμV/m)	Limit (dBμV/m)	Margin (dB)	Detector	Polarization
11	4111.0	35.0	0.8	35.8	74.0	-38.2	Peak	Horizontal
	4646.5	34.4	2.6	37.0	74.0	-37.0	Peak	Horizontal
	11735.5	31.5	17.7	49.2	74.0	-24.8	Peak	Horizontal
	4153.5	35.3	0.7	36.0	74.0	-38.0	Peak	Vertical
	5131.0	34.4	3.3	37.7	74.0	-36.3	Peak	Vertical
	11633.5	30.9	17.7	48.6	74.0	-25.4	Peak	Vertical

Note: Measure Level (dBμV/m) = Reading Level (dBμV) + Factor (dB/m)

Factor (dB/m) = Cable Loss (dB) + Antenna Factor (dB/m) - Pre_Amplifier Gain (dB)

Test Site	WZ-AC2	Test Engineer	Bob Zhang
Test Date	2023-12-05 ~ 2023-12-08	Test Mode	802.11n-HT20
Remark	1. Average measurement was not performed if peak level lower than average limit. 2. Other frequency was 20dB below limit line within 1-18GHz, there is not show in the report.		

Test Channel	Frequency (MHz)	Reading Level (dBμV)	Factor (dB/m)	Measure Level (dBμV/m)	Limit (dBμV/m)	Margin (dB)	Detector	Polarization
11	4102.5	36.1	0.7	36.8	74.0	-37.2	Peak	Horizontal
	4731.5	33.7	2.9	36.6	74.0	-37.4	Peak	Horizontal
	11803.5	30.6	17.7	48.3	74.0	-25.7	Peak	Horizontal
	4077.0	35.1	0.4	35.5	74.0	-38.5	Peak	Vertical
	4986.5	34.0	3.1	37.1	74.0	-36.9	Peak	Vertical
	11548.5	31.2	17.7	48.9	74.0	-25.1	Peak	Vertical

Note: Measure Level (dBμV/m) = Reading Level (dBμV) + Factor (dB/m)

Factor (dB/m) = Cable Loss (dB) + Antenna Factor (dB/m) - Pre_Amplifier Gain (dB)

Test Site	WZ-AC2	Test Engineer	Bob Zhang
Test Date	2023-12-05 ~ 2023-12-08	Test Mode	802.11ax-HE20
Remark	1. Average measurement was not performed if peak level lower than average limit. 2. Other frequency was 20dB below limit line within 1-18GHz, there is not show in the report.		

Test Channel	Frequency (MHz)	Reading Level (dBμV)	Factor (dB/m)	Measure Level (dBμV/m)	Limit (dBμV/m)	Margin (dB)	Detector	Polarization
11	4094.0	36.8	0.6	37.4	74.0	-36.6	Peak	Horizontal
	4850.5	33.8	3.2	37.0	74.0	-37.0	Peak	Horizontal
	11540.0	31.3	17.6	48.9	74.0	-25.1	Peak	Horizontal
	5046.0	34.5	3.3	37.8	74.0	-36.2	Peak	Vertical
	7392.0	33.7	11.8	45.5	74.0	-28.5	Peak	Vertical
	12177.5	31.6	17.7	49.3	74.0	-24.7	Peak	Vertical

Note: Measure Level (dBμV/m) = Reading Level (dBμV) + Factor (dB/m)

Factor (dB/m) = Cable Loss (dB) + Antenna Factor (dB/m) - Pre_Amplifier Gain (dB)

Test Site	WZ-AC2	Test Engineer	Bob Zhang
Test Date	2023-12-05 ~ 2023-12-08	Test Mode	802.11be-EHT20
Remark:	1. Average measurement was not performed if peak level lower than average limit. 2. Other frequency was 20dB below limit line within 1-18GHz, there is not show in the report.		

Test Channel	Frequency (MHz)	Reading Level (dBμV)	Factor (dB/m)	Measure Level (dBμV/m)	Limit (dBμV/m)	Margin (dB)	Detector	Polarization
11	4323.5	36.2	1.4	37.6	74.0	-36.4	Peak	Horizontal
	7400.5	33.7	11.8	45.5	74.0	-28.5	Peak	Horizontal
	11455.0	31.0	17.4	48.4	74.0	-25.6	Peak	Horizontal
	3864.5	36.6	0.0	36.6	74.0	-37.4	Peak	Vertical
	4646.5	35.6	2.6	38.2	74.0	-35.8	Peak	Vertical
	11540.0	31.9	17.6	49.5	74.0	-24.5	Peak	Vertical

Note: Measure Level (dBμV/m) = Reading Level (dBμV) + Factor (dB/m)

Factor (dB/m) = Cable Loss (dB) + Antenna Factor (dB/m) - Pre_Amplifier Gain (dB)

The Result of Radiated Emission for below 30M:

Site: WZ-AC2	Test Date: 2024-03-10
Limit: FCC_Part15.209_RSE	Engineer: Karl Gao
Probe: FMZB1519_0.009-30MHz	Polarity: Coaxial
EUT: ACCESS POINT	Power: AC 120V/60Hz
Test Mode: Transmit by 802.11b at 2412MHz	

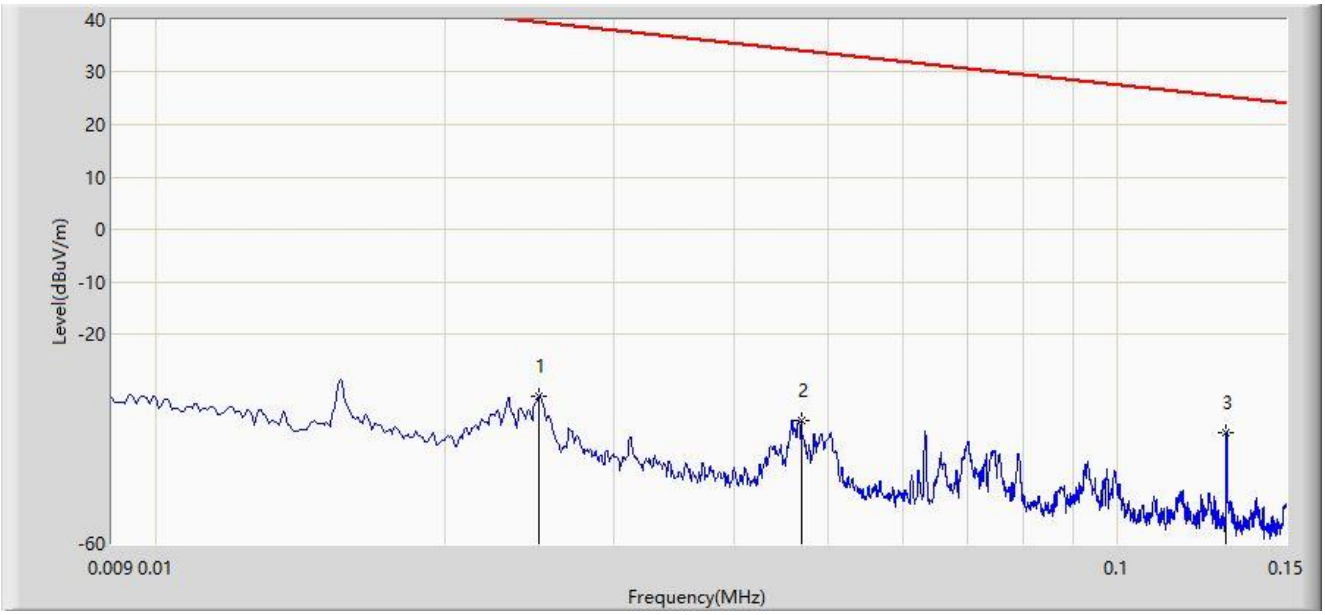

No	Mark	Frequency (MHz)	Measure Level (dBμV/m)	Reading Level (dBμV)	Margin (dB)	Limit (dBμV/m)	Factor (dB/m)	Type
1		0.025	-31.862	28.762	-71.493	39.631	-60.624	PK
2		0.047	-36.475	25.456	-70.625	34.151	-61.930	PK
3	*	0.130	-38.699	23.448	-64.017	25.319	-62.147	PK

Note 1: " * ", means this data is the worst emission level.

Note 2: Measure Level (dBμV/m) = Reading Level (dBμV) + Factor (dB/m).

Note 3: Factor (dB/m) = Cable Loss (dB) + Antenna Factor (dB/m).

Note 4: Quasi-Peak measurement was not performed when peak measure level was lower than the quasi-peak limit.

Site: WZ-AC2	Test Date: 2024-03-10
Limit: FCC_Part15.209_RSE	Engineer: Karl Gao
Probe: FMZB1519_0.009-30MHz	Polarity: Coaxial
EUT: ACCESS POINT	Power: AC 120V/60Hz
Test Mode: Transmit by 802.11b at 2412MHz	

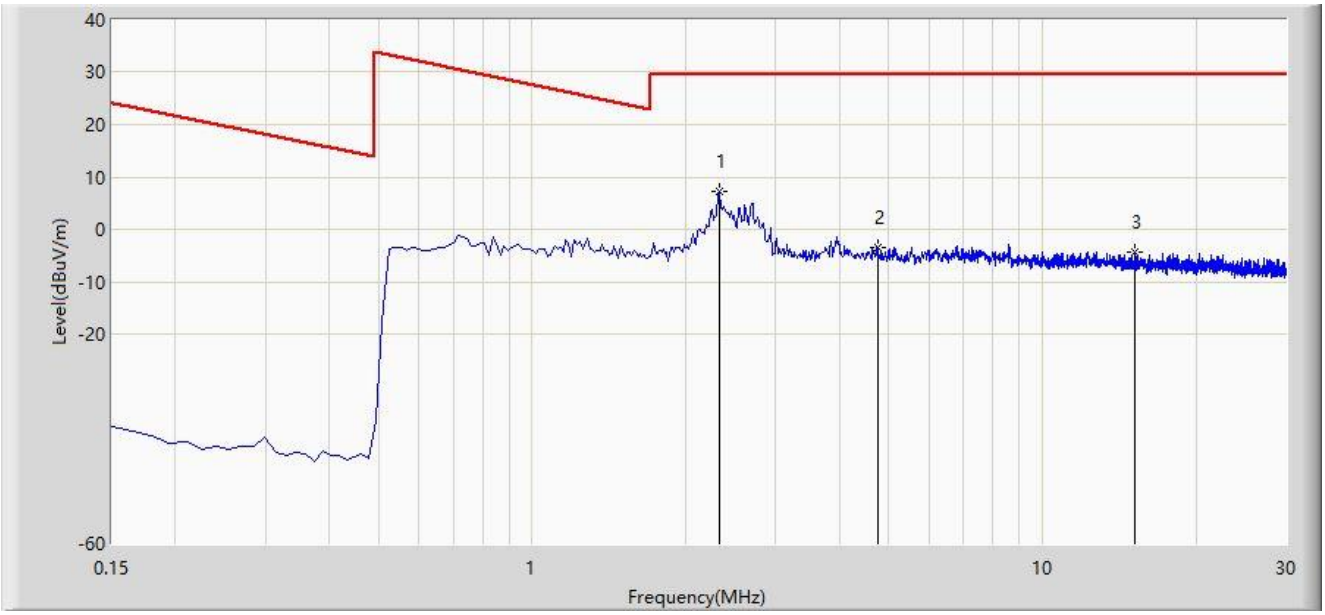

No	Mark	Frequency (MHz)	Measure Level (dBμV/m)	Reading Level (dBμV)	Margin (dB)	Limit (dBμV/m)	Factor (dB/m)	Type
1	*	2.329	7.286	29.106	-22.214	29.500	-21.821	PK
2		4.747	-3.379	18.383	-32.879	29.500	-21.762	PK
3		15.150	-4.377	17.839	-33.877	29.500	-22.216	PK

Note 1: " * ", means this data is the worst emission level.

Note 2: Measure Level (dBμV/m) = Reading Level (dBμV) + Factor (dB/m).

Note 3: Factor (dB/m) = Cable Loss (dB) + Antenna Factor (dB/m).

Note 4: Quasi-Peak measurement was not performed when peak measure level was lower than the quasi-peak limit.

Site: WZ-AC2	Test Date: 2024-03-10
Limit: FCC_Part15.209_RSE	Engineer: Karl Gao
Probe: FMZB1519_0.009-30MHz	Polarity: Coplanar
EUT: ACCESS POINT	Power: AC 120V/60Hz
Test Mode: Transmit by 802.11b at 2412MHz	

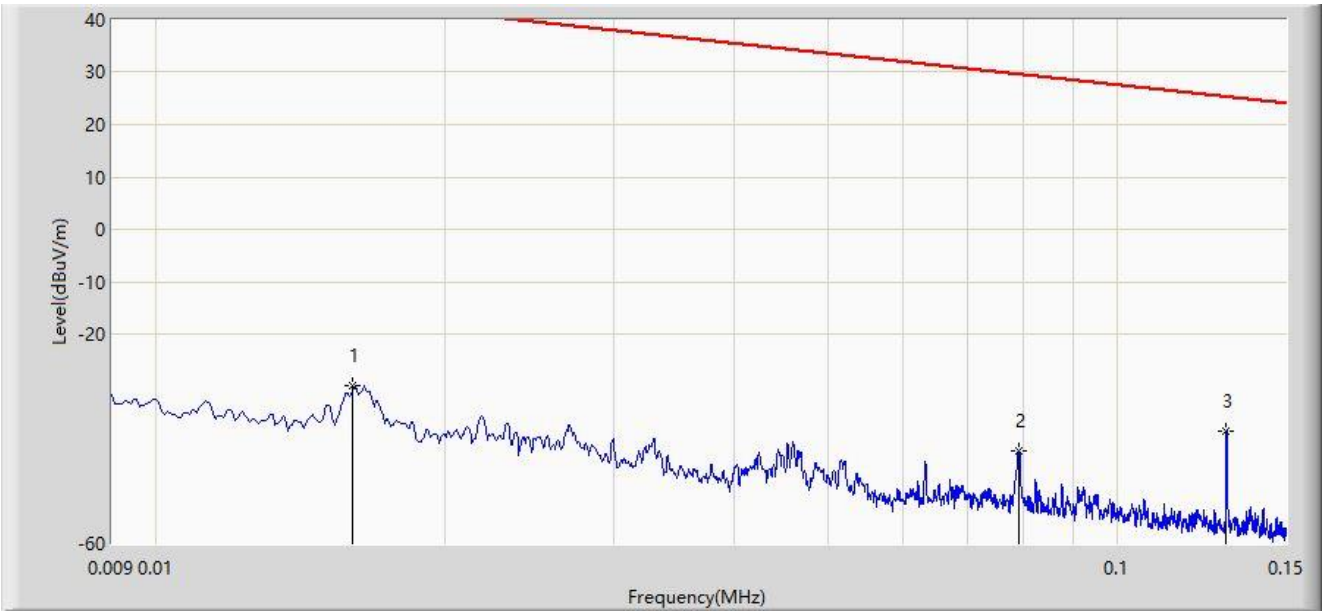

No	Mark	Frequency (MHz)	Measure Level (dBμV/m)	Reading Level (dBμV)	Margin (dB)	Limit (dBμV/m)	Factor (dB/m)	Type
1		0.016	-29.892	29.922	-73.397	43.505	-59.813	PK
2		0.079	-42.378	19.697	-72.021	29.643	-62.076	PK
3	*	0.130	-38.497	23.650	-63.815	25.319	-62.147	PK

Note 1: " * ", means this data is the worst emission level.

Note 2: Measure Level (dBμV/m) = Reading Level (dBμV) + Factor (dB/m).

Note 3: Factor (dB/m) = Cable Loss (dB) + Antenna Factor (dB/m).

Note 4: Quasi-Peak measurement was not performed when peak measure level was lower than the quasi-peak limit.

Site: WZ-AC2	Test Date: 2024-03-10
Limit: FCC_Part15.209_RSE	Engineer: Karl Gao
Probe: FMZB1519_0.009-30MHz	Polarity: Coplanar
EUT: ACCESS POINT	Power: AC 120V/60Hz
Test Mode: Transmit by 802.11b at 2412MHz	

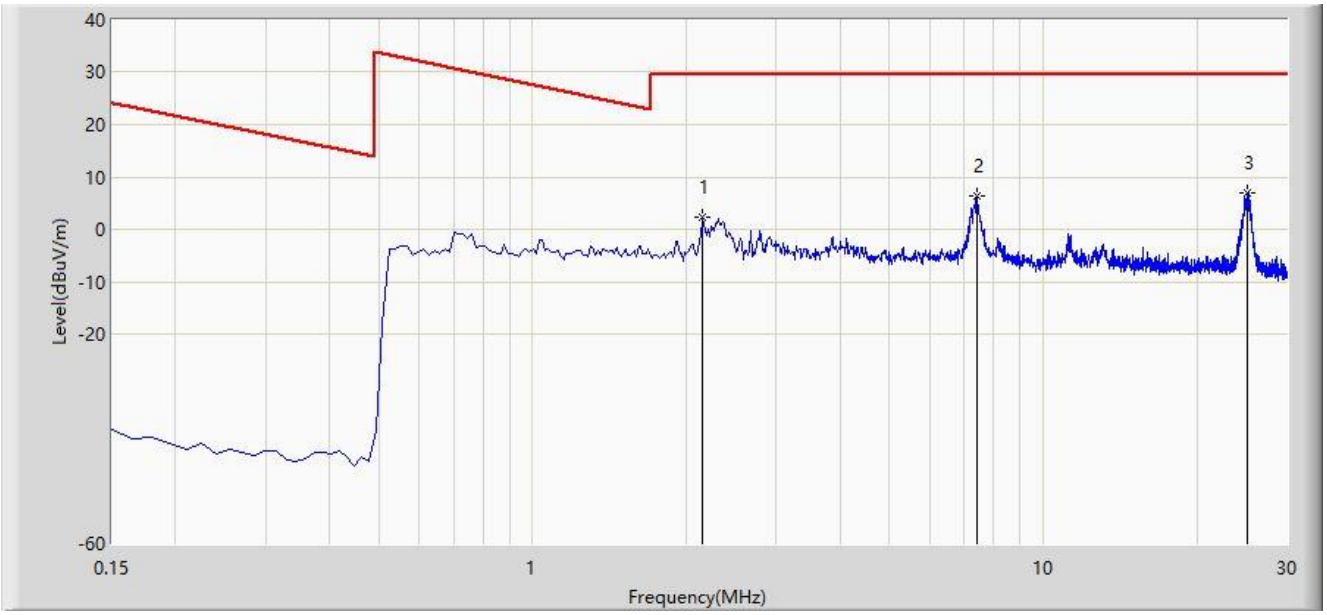

No	Mark	Frequency (MHz)	Measure Level (dBμV/m)	Reading Level (dBμV)	Margin (dB)	Limit (dBμV/m)	Factor (dB/m)	Type
1		2.150	2.394	24.224	-27.106	29.500	-21.830	PK
2		7.404	6.242	28.189	-23.258	29.500	-21.947	PK
3	*	25.030	7.094	29.176	-22.406	29.500	-22.082	PK

Note 1: " * ", means this data is the worst emission level.

Note 2: Measure Level (dBμV/m) = Reading Level (dBμV) + Factor (dB/m).

Note 3: Factor (dB/m) = Cable Loss (dB) + Antenna Factor (dB/m).

Note 4: Quasi-Peak measurement was not performed when peak measure level was lower than the quasi-peak limit.

The Result of Radiated Emission for 30MHz ~ 1GHz:

Site: WZ-AC2	Test Date: 2024-01-30
Limit: FCC_Part15.209_RSE(3m)	Engineer: Karl Gao
Probe: VULB9162_30-7000MHz	Polarity: Horizontal
EUT: ACCESS POINT	Power: AC 120V/60Hz
Test Mode: Transmit by 802.11b at 2412MHz	

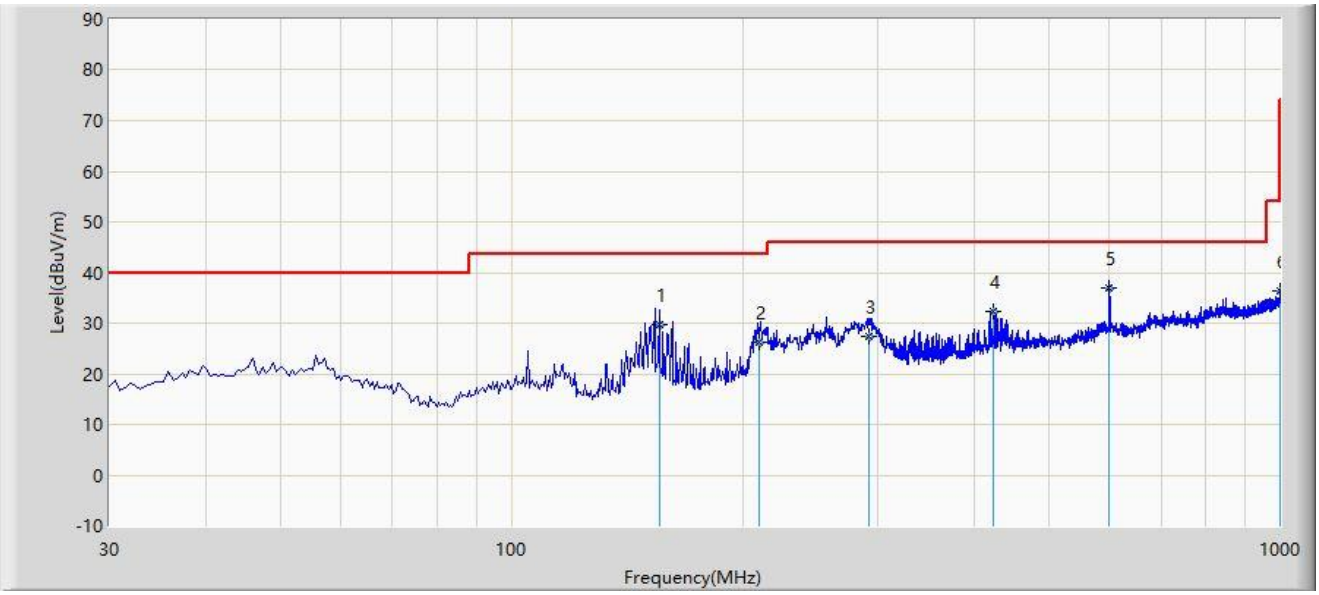

No	Mark	Frequency (MHz)	Measure Level (dBμV/m)	Reading Level (dBμV)	Margin (dB)	Limit (dBμV/m)	Factor (dB/m)	Type
1		155.800	29.744	14.300	-13.756	43.500	15.444	QP
2		210.300	26.188	7.900	-17.312	43.500	18.287	QP
3		291.900	27.252	6.400	-18.748	46.000	20.852	QP
4		424.300	32.200	8.300	-13.800	46.000	23.900	QP
5	*	600.100	36.853	9.300	-9.147	46.000	27.554	QP
6		1000.000	36.417	3.200	-17.583	54.000	33.217	QP

Note 1: " * ", means this data is the worst emission level.

Note 2: Measure Level (dBμV/m) = Reading Level (dBμV) + Factor (dB/m).

Note 3: Factor (dB/m) = Cable Loss (dB) + Antenna Factor (dB/m).

Site: WZ-AC2	Test Date: 2024-01-30
Limit: FCC_Part15.209_RSE(3m)	Engineer: Karl Gao
Probe: VULB9162_30-7000MHz	Polarity: Vertical
EUT: ACCESS POINT	Power: AC 120V/60Hz
Test Mode: Transmit by 802.11b at 2412MHz	

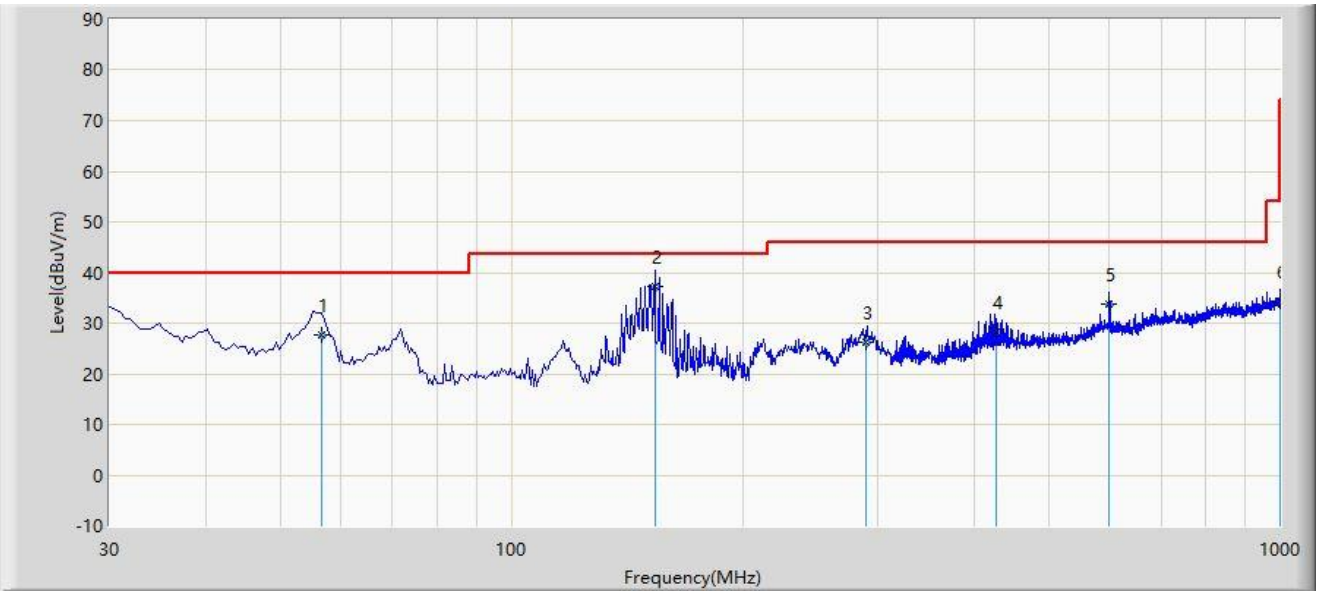

No	Mark	Frequency (MHz)	Measure Level (dBμV/m)	Reading Level (dBμV)	Margin (dB)	Limit (dBμV/m)	Factor (dB/m)	Type
1		56.700	27.722	7.800	-12.278	40.000	19.922	QP
2	*	153.800	37.243	21.900	-6.257	43.500	15.343	QP
3		289.700	26.097	5.300	-19.903	46.000	20.797	QP
4		426.700	28.229	4.300	-17.771	46.000	23.929	QP
5		599.900	33.658	6.100	-12.342	46.000	27.558	QP
6		1000.000	34.417	1.200	-19.583	54.000	33.217	QP

Note 1: " * ", means this data is the worst emission level.

Note 2: Measure Level (dBμV/m) = Reading Level (dBμV) + Factor (dB/m).

Note 3: Factor (dB/m) = Cable Loss (dB) + Antenna Factor (dB/m).

The Result of Radiated Emission for 18~25 GHz:

Site: WZ-AC2	Test Date: 2024-01-30
Limit: FCC_Part15.209_RSE(3m)	Engineer: Karl Gao
Probe: BBHA9170_549_18-40GHz	Polarity: Horizontal
EUT: ACCESS POINT	Power: AC 120V/60Hz
Test Mode: Transmit by 802.11b at 2412MHz	

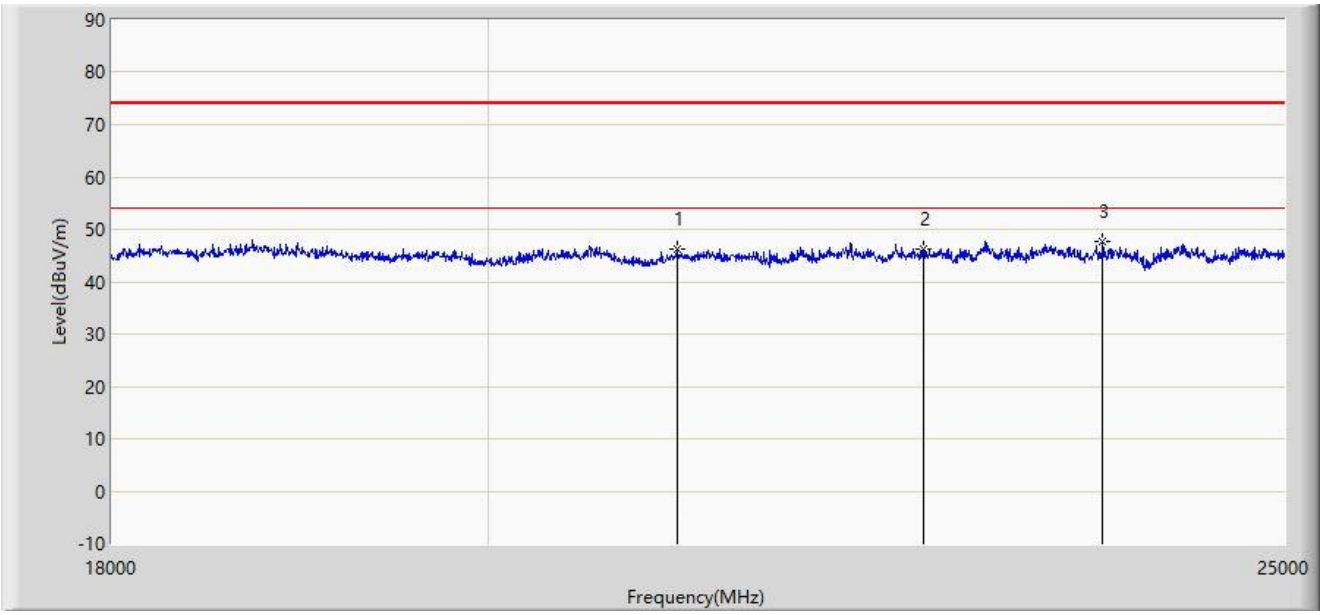

No	Mark	Frequency (MHz)	Measure Level (dBμV/m)	Reading Level (dBμV)	Margin (dB)	Limit (dBμV/m)	Factor (dB/m)	Type
1		21094.000	46.362	55.511	-27.638	74.000	-9.150	PK
2		22595.500	46.110	54.032	-27.890	74.000	-7.921	PK
3	*	23761.000	47.760	55.249	-26.240	74.000	-7.488	PK

Note 1: " * ", means this data is the worst emission level.

Note 2: Measure Level (dBμV/m) = Reading Level (dBμV) + Factor (dB/m).

Note 3: Factor (dB/m) = Cable Loss (dB) + Antenna Factor (dB/m) - Pre_Amplifier Gain (dB).

Note 4: Average measurement was not performed when peak measure level was lower than the average limit.

Site: WZ-AC2	Test Date: 2024-01-30
Limit: FCC_Part15.209_RSE(3m)	Engineer: Karl Gao
Probe: BBHA9170_549_18-40GHz	Polarity: Vertical
EUT: ACCESS POINT	Power: AC 120V/60Hz
Test Mode: Transmit by 802.11b at 2412MHz	

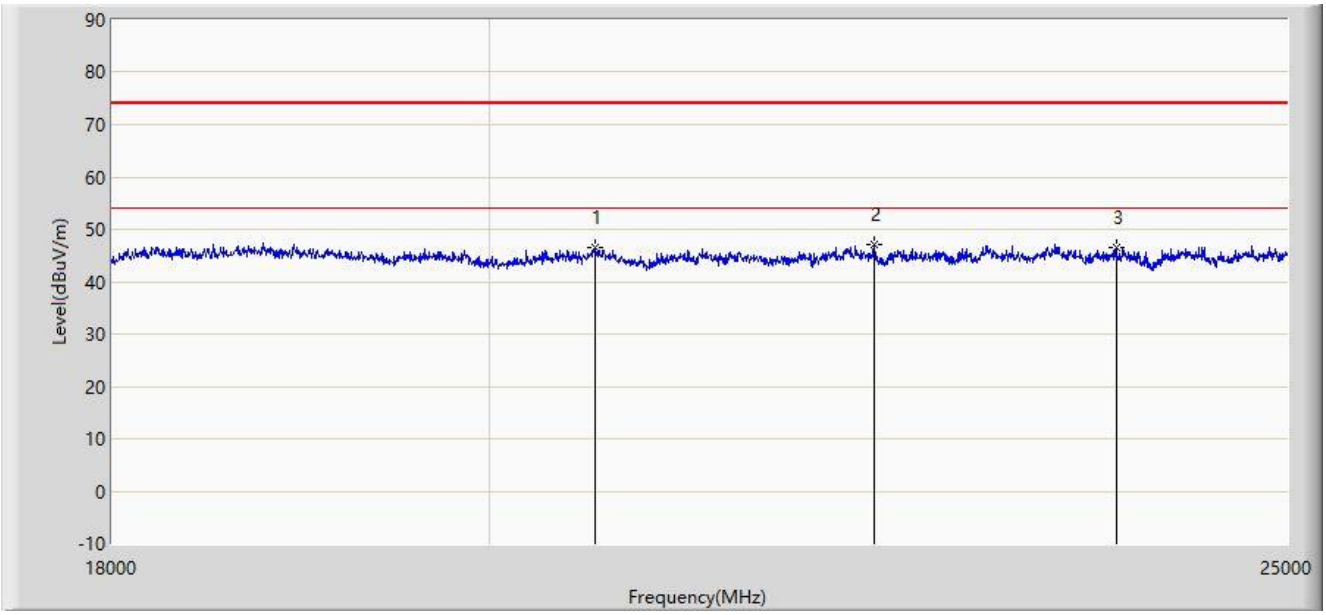

No	Mark	Frequency (MHz)	Measure Level (dBμV/m)	Reading Level (dBμV)	Margin (dB)	Limit (dBμV/m)	Factor (dB/m)	Type
1		20607.500	46.592	55.902	-27.408	74.000	-9.310	PK
2	*	22277.000	47.192	54.754	-26.808	74.000	-7.562	PK
3		23834.500	46.472	53.415	-27.528	74.000	-6.943	PK

Note 1: " * ", means this data is the worst emission level.

Note 2: Measure Level (dBμV/m) = Reading Level (dBμV) + Factor (dB/m).

Note 3: Factor (dB/m) = Cable Loss (dB) + Antenna Factor (dB/m) - Pre_Amplifier Gain (dB).

Note 4: Average measurement was not performed when peak measure level was lower than the average limit.

A.7 Radiated Restricted Band Edge Test Result

Filter 1#

Site: WZ-AC2	Test Date: 2023-12-05
Limit: FCC_2.4G_RE(3m)	Engineer: Bob Zhang
Probe: BBHA9120D_1457_1-18GHz	Polarity: Horizontal
EUT: ACCESS POINT	Power: AC 120V/60Hz
Test Mode: Transmit by 802.11b at 2412MHz	

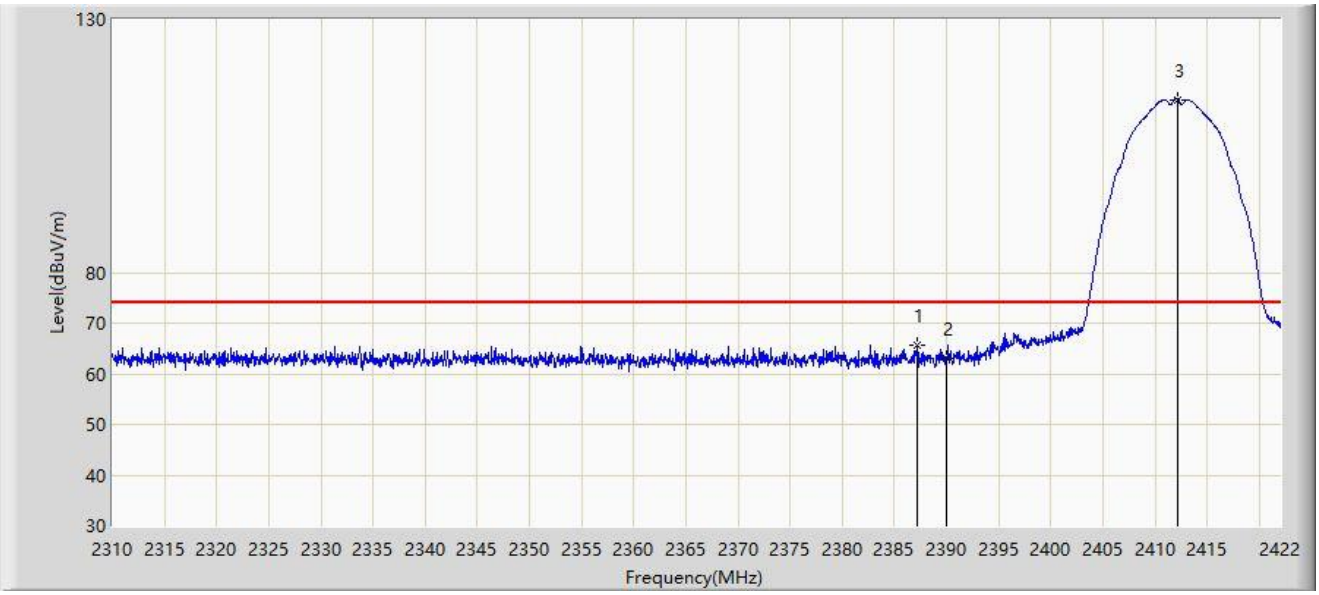

No	Mark	Frequency (MHz)	Measure Level (dBμV/m)	Reading Level (dBμV)	Margin (dB)	Limit (dBμV/m)	Factor (dB/m)	Type
1	*	2387.168	65.625	33.756	-8.375	74.000	31.869	PK
2		2390.000	62.962	31.109	-11.038	74.000	31.853	PK
3		2412.200	114.117	82.367	N/A	N/A	31.749	PK

Note 1: " * ", means this data is the worst emission level.

Note 2: Measure Level (dBμV/m) = Reading Level (dBμV) + Factor (dB/m).

Note 3: Factor (dB/m) = Cable Loss (dB) + Antenna Factor (dB/m).

Site: WZ-AC2	Test Date: 2023-12-05
Limit: FCC_2.4G_RE(3m)	Engineer: Bob Zhang
Probe: BBHA9120D_1457_1-18GHz	Polarity: Horizontal
EUT: ACCESS POINT	Power: AC 120V/60Hz
Test Mode: Transmit by 802.11b at 2412MHz	

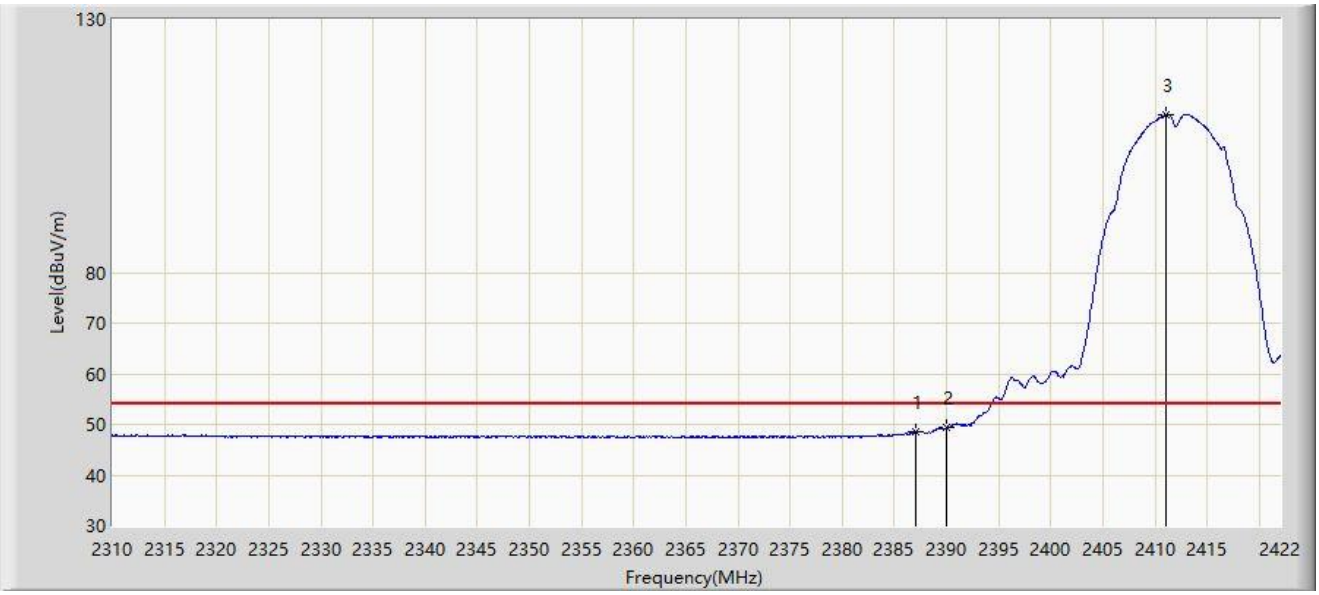

No	Mark	Frequency (MHz)	Measure Level (dBμV/m)	Reading Level (dBμV)	Margin (dB)	Limit (dBμV/m)	Factor (dB/m)	Type
1		2387.056	48.507	16.638	-5.493	54.000	31.870	AV
2	*	2390.000	49.278	17.425	-4.722	54.000	31.853	AV
3		2411.024	111.212	79.459	N/A	N/A	31.753	AV

Note 1: " * ", means this data is the worst emission level.

Note 2: Measure Level (dBμV/m) = Reading Level (dBμV) + Factor (dB/m).

Note 3: Factor (dB/m) = Cable Loss (dB) + Antenna Factor (dB/m).

Site: WZ-AC2	Test Date: 2023-12-05
Limit: FCC_2.4G_RE(3m)	Engineer: Bob Zhang
Probe: BBHA9120D_1457_1-18GHz	Polarity: Vertical
EUT: ACCESS POINT	Power: AC 120V/60Hz
Test Mode: Transmit by 802.11b at 2412MHz	

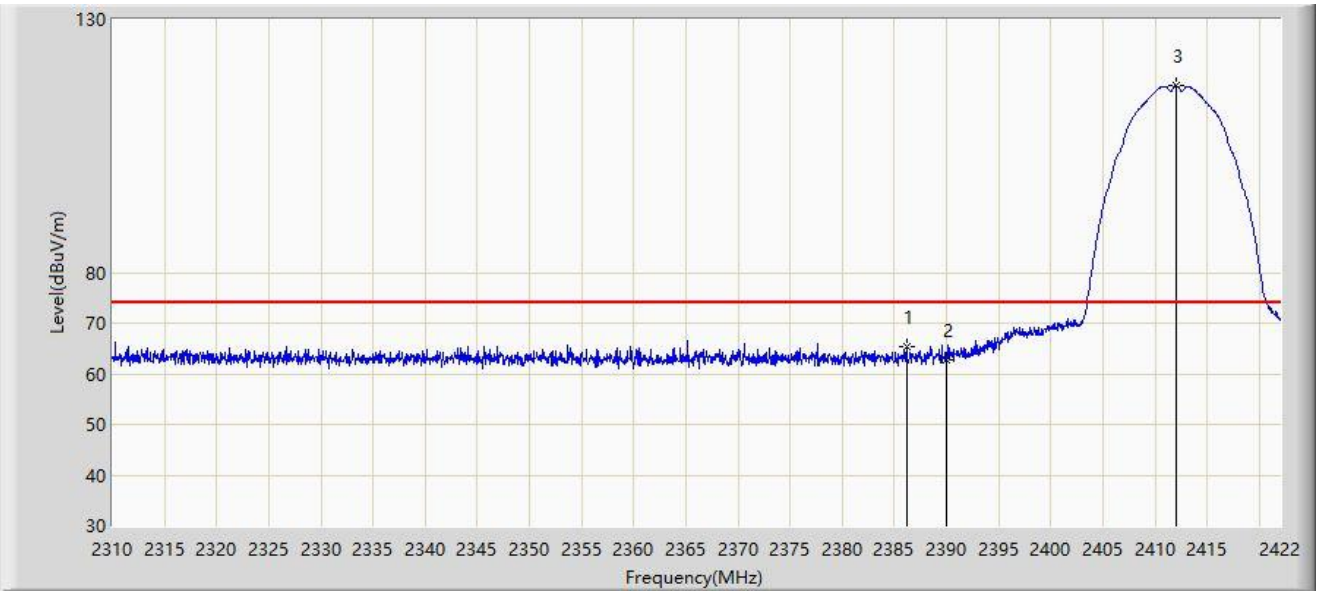

No	Mark	Frequency (MHz)	Measure Level (dBμV/m)	Reading Level (dBμV)	Margin (dB)	Limit (dBμV/m)	Factor (dB/m)	Type
1	*	2386.160	65.431	33.556	-8.569	74.000	31.875	PK
2		2390.000	62.885	31.032	-11.115	74.000	31.853	PK
3		2412.032	116.887	85.137	N/A	N/A	31.750	PK

Note 1: " * ", means this data is the worst emission level.

Note 2: Measure Level (dBμV/m) = Reading Level (dBμV) + Factor (dB/m).

Note 3: Factor (dB/m) = Cable Loss (dB) + Antenna Factor (dB/m).

Site: WZ-AC2	Test Date: 2023-12-05
Limit: FCC_2.4G_RE(3m)	Engineer: Bob Zhang
Probe: BBHA9120D_1457_1-18GHz	Polarity: Vertical
EUT: ACCESS POINT	Power: AC 120V/60Hz
Test Mode: Transmit by 802.11b at 2412MHz	

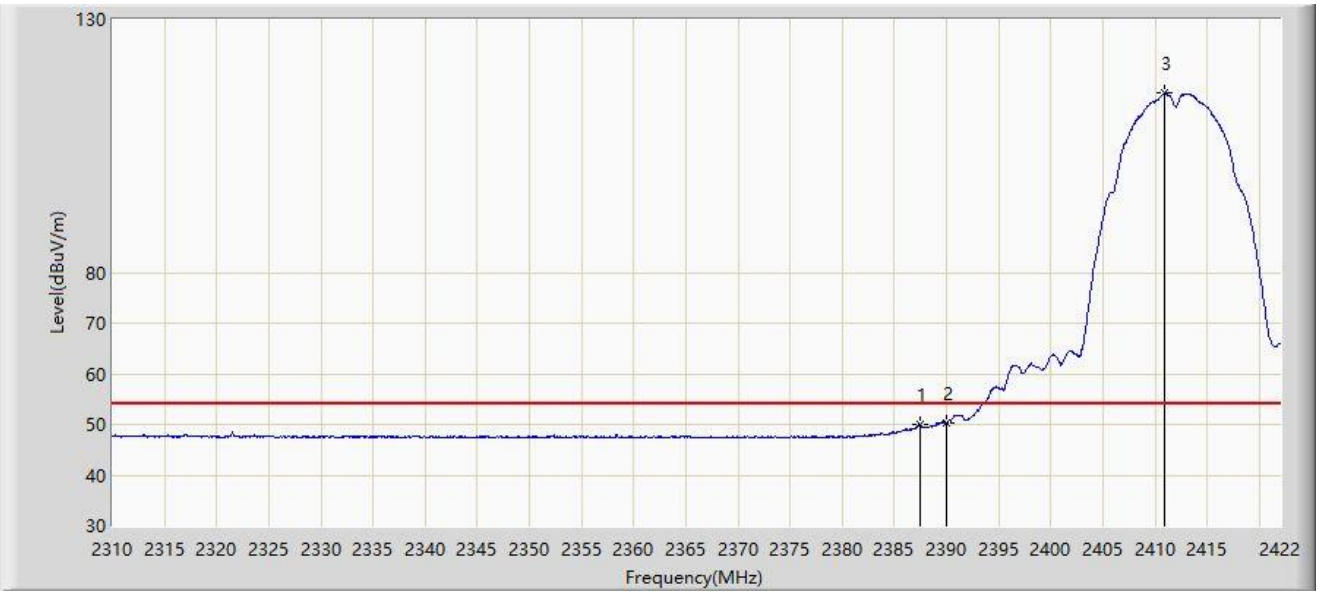

No	Mark	Frequency (MHz)	Measure Level (dBμV/m)	Reading Level (dBμV)	Margin (dB)	Limit (dBμV/m)	Factor (dB/m)	Type
1		2387.448	49.953	18.086	-4.047	54.000	31.867	AV
2	*	2390.000	50.290	18.437	-3.710	54.000	31.853	AV
3		2410.968	115.411	83.658	N/A	N/A	31.753	AV

Note 1: " * ", means this data is the worst emission level.

Note 2: Measure Level (dBμV/m) = Reading Level (dBμV) + Factor (dB/m).

Note 3: Factor (dB/m) = Cable Loss (dB) + Antenna Factor (dB/m).

Site: WZ-AC2	Test Date: 2023-12-05
Limit: FCC_2.4G_RE(3m)	Engineer: Bob Zhang
Probe: BBHA9120D_1457_1-18GHz	Polarity: Horizontal
EUT: ACCESS POINT	Power: AC 120V/60Hz
Test Mode: Transmit by 802.11b at 2462MHz	

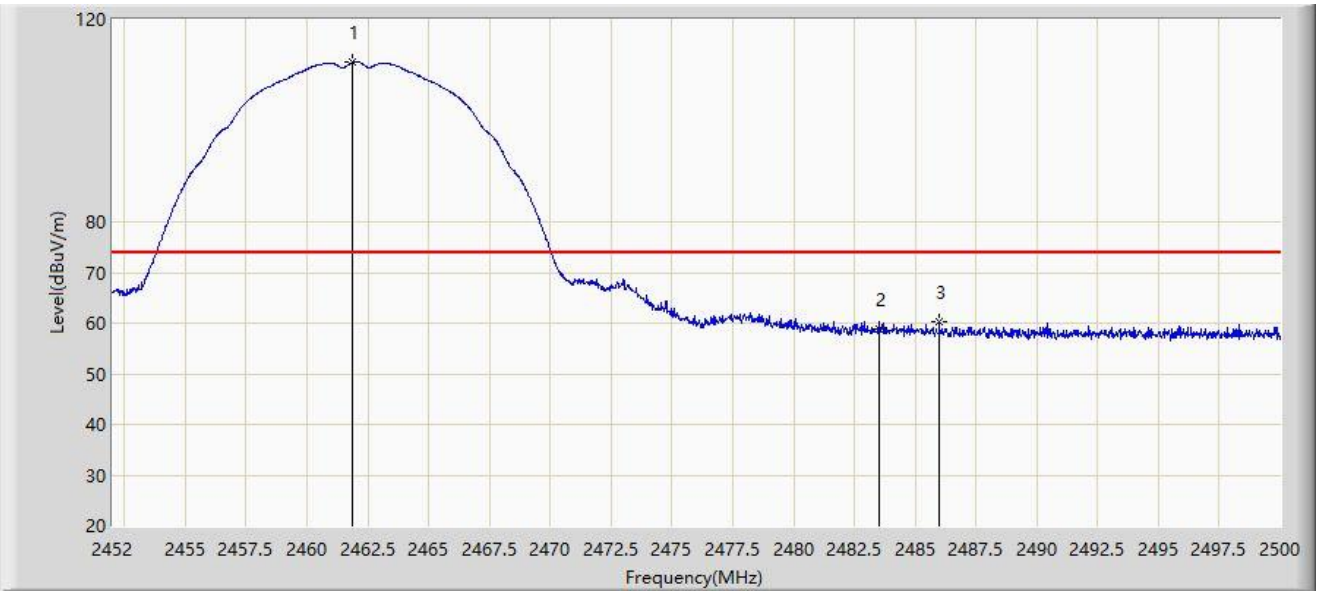

No	Mark	Frequency (MHz)	Measure Level (dBµV/m)	Reading Level (dBµV)	Margin (dB)	Limit (dBµV/m)	Factor (dB/m)	Type
1		2461.840	111.485	79.796	N/A	N/A	31.689	PK
2		2483.500	58.832	27.135	-15.168	74.000	31.696	PK
3	*	2485.984	60.365	28.669	-13.635	74.000	31.696	PK

Note 1: " * ", means this data is the worst emission level.

Note 2: Measure Level (dBµV/m) = Reading Level (dBµV) + Factor (dB/m).

Note 3: Factor (dB/m) = Cable Loss (dB) + Antenna Factor (dB/m).

Site: WZ-AC2	Test Date: 2023-12-05
Limit: FCC_2.4G_RE(3m)	Engineer: Bob Zhang
Probe: BBHA9120D_1457_1-18GHz	Polarity: Horizontal
EUT: ACCESS POINT	Power: AC 120V/60Hz
Test Mode: Transmit by 802.11b at 2462MHz	

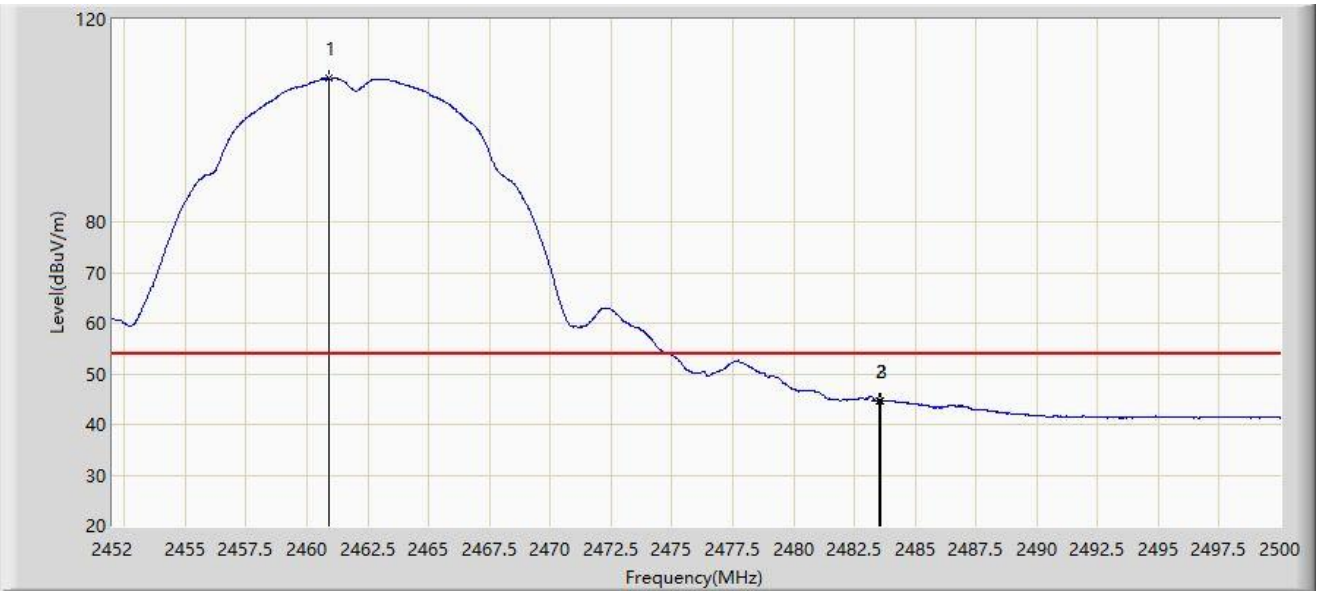

No	Mark	Frequency (MHz)	Measure Level (dBμV/m)	Reading Level (dBμV)	Margin (dB)	Limit (dBμV/m)	Factor (dB/m)	Type
1		2460.880	108.364	76.674	N/A	N/A	31.690	AV
2		2483.500	44.626	12.929	-9.374	54.000	31.696	AV
3	*	2483.584	44.747	13.050	-9.253	54.000	31.697	AV

Note 1: " * ", means this data is the worst emission level.

Note 2: Measure Level (dBμV/m) = Reading Level (dBμV) + Factor (dB/m).

Note 3: Factor (dB/m) = Cable Loss (dB) + Antenna Factor (dB/m).

Site: WZ-AC2	Test Date: 2023-12-05
Limit: FCC_2.4G_RE(3m)	Engineer: Bob Zhang
Probe: BBHA9120D_1457_1-18GHz	Polarity: Vertical
EUT: ACCESS POINT	Power: AC 120V/60Hz
Test Mode: Transmit by 802.11b at 2462MHz	

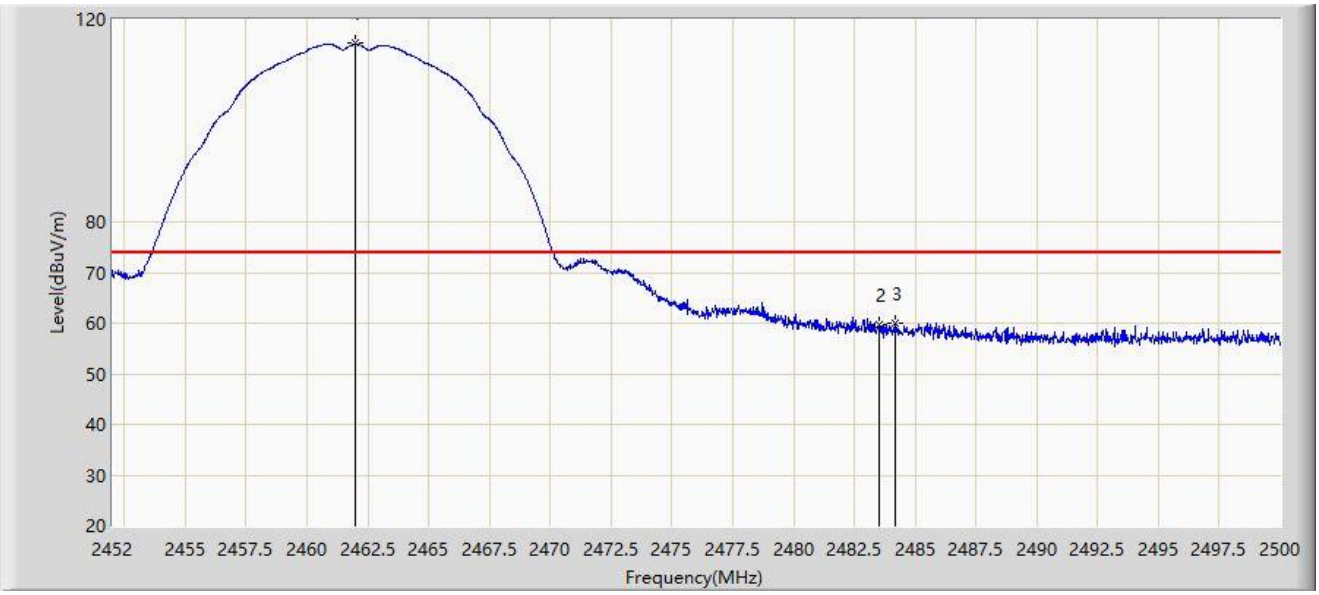

No	Mark	Frequency (MHz)	Measure Level (dBμV/m)	Reading Level (dBμV)	Margin (dB)	Limit (dBμV/m)	Factor (dB/m)	Type
1		2461.984	115.229	83.540	N/A	N/A	31.689	PK
2		2483.500	59.584	27.887	-14.416	74.000	31.696	PK
3	*	2484.160	60.007	28.310	-13.993	74.000	31.697	PK

Note 1: " * ", means this data is the worst emission level.

Note 2: Measure Level (dBμV/m) = Reading Level (dBμV) + Factor (dB/m).

Note 3: Factor (dB/m) = Cable Loss (dB) + Antenna Factor (dB/m).

Site: WZ-AC2	Test Date: 2023-12-05
Limit: FCC_2.4G_RE(3m)	Engineer: Bob Zhang
Probe: BBHA9120D_1457_1-18GHz	Polarity: Vertical
EUT: ACCESS POINT	Power: AC 120V/60Hz
Test Mode: Transmit by 802.11b at 2462MHz	

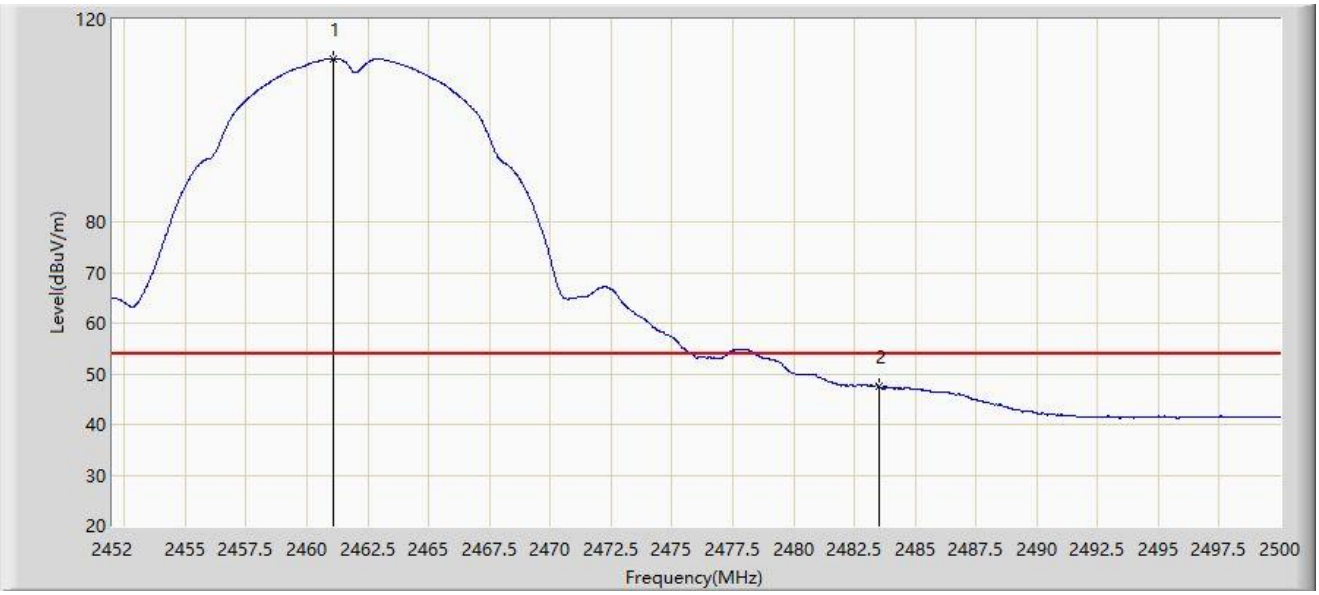

No	Mark	Frequency (MHz)	Measure Level (dBμV/m)	Reading Level (dBμV)	Margin (dB)	Limit (dBμV/m)	Factor (dB/m)	Type
1		2461.072	112.314	80.624	N/A	N/A	31.689	AV
2	*	2483.500	47.564	15.867	-6.436	54.000	31.696	AV

Note 1: " * ", means this data is the worst emission level.

Note 2: Measure Level (dBμV/m) = Reading Level (dBμV) + Factor (dB/m).

Note 3: Factor (dB/m) = Cable Loss (dB) + Antenna Factor (dB/m).

Site: WZ-AC2	Test Date: 2023-12-05
Limit: FCC_2.4G_RE(3m)	Engineer: Bob Zhang
Probe: BBHA9120D_1457_1-18GHz	Polarity: Horizontal
EUT: ACCESS POINT	Power: AC 120V/60Hz
Test Mode: Transmit by 802.11g at 2412MHz	

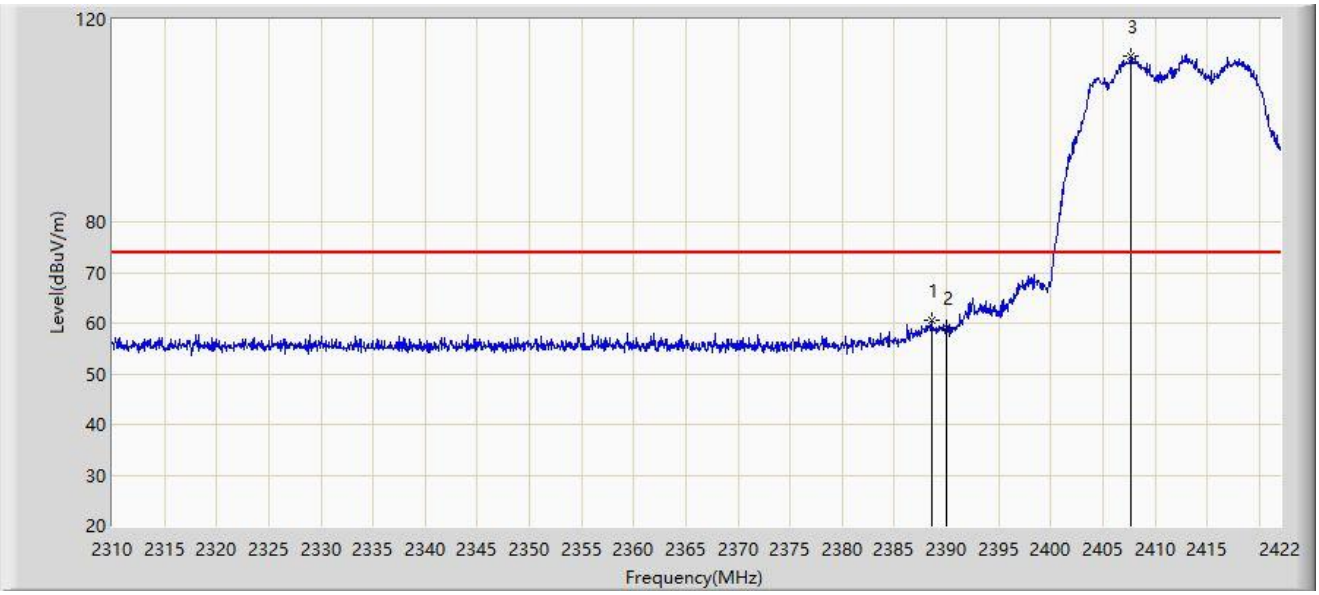

No	Mark	Frequency (MHz)	Measure Level (dBμV/m)	Reading Level (dBμV)	Margin (dB)	Limit (dBμV/m)	Factor (dB/m)	Type
1	*	2388.568	60.458	28.597	-13.542	74.000	31.861	PK
2		2390.000	59.120	27.267	-14.880	74.000	31.853	PK
3		2407.664	112.831	81.066	N/A	N/A	31.765	PK

Note 1: " * ", means this data is the worst emission level.

Note 2: Measure Level (dBμV/m) = Reading Level (dBμV) + Factor (dB/m).

Note 3: Factor (dB/m) = Cable Loss (dB) + Antenna Factor (dB/m).

Site: WZ-AC2	Test Date: 2023-12-05
Limit: FCC_2.4G_RE(3m)	Engineer: Bob Zhang
Probe: BBHA9120D_1457_1-18GHz	Polarity: Horizontal
EUT: ACCESS POINT	Power: AC 120V/60Hz
Test Mode: Transmit by 802.11g at 2412MHz	

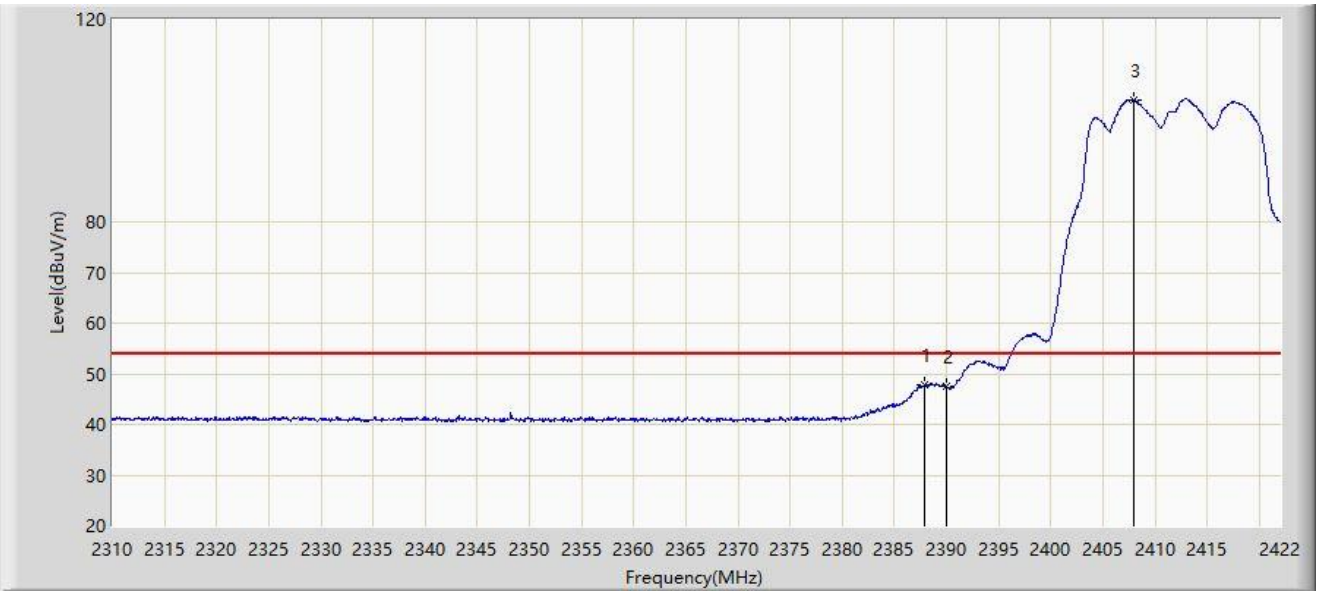

No	Mark	Frequency (MHz)	Measure Level (dBμV/m)	Reading Level (dBμV)	Margin (dB)	Limit (dBμV/m)	Factor (dB/m)	Type
1	*	2387.952	47.884	16.020	-6.116	54.000	31.865	AV
2		2390.000	47.470	15.617	-6.530	54.000	31.853	AV
3		2408.000	104.091	72.327	N/A	N/A	31.764	AV

Note 1: " * ", means this data is the worst emission level.

Note 2: Measure Level (dBμV/m) = Reading Level (dBμV) + Factor (dB/m).

Note 3: Factor (dB/m) = Cable Loss (dB) + Antenna Factor (dB/m).

Site: WZ-AC2	Test Date: 2023-12-05
Limit: FCC_2.4G_RE(3m)	Engineer: Bob Zhang
Probe: BBHA9120D_1457_1-18GHz	Polarity: Vertical
EUT: ACCESS POINT	Power: AC 120V/60Hz
Test Mode: Transmit by 802.11g at 2412MHz	

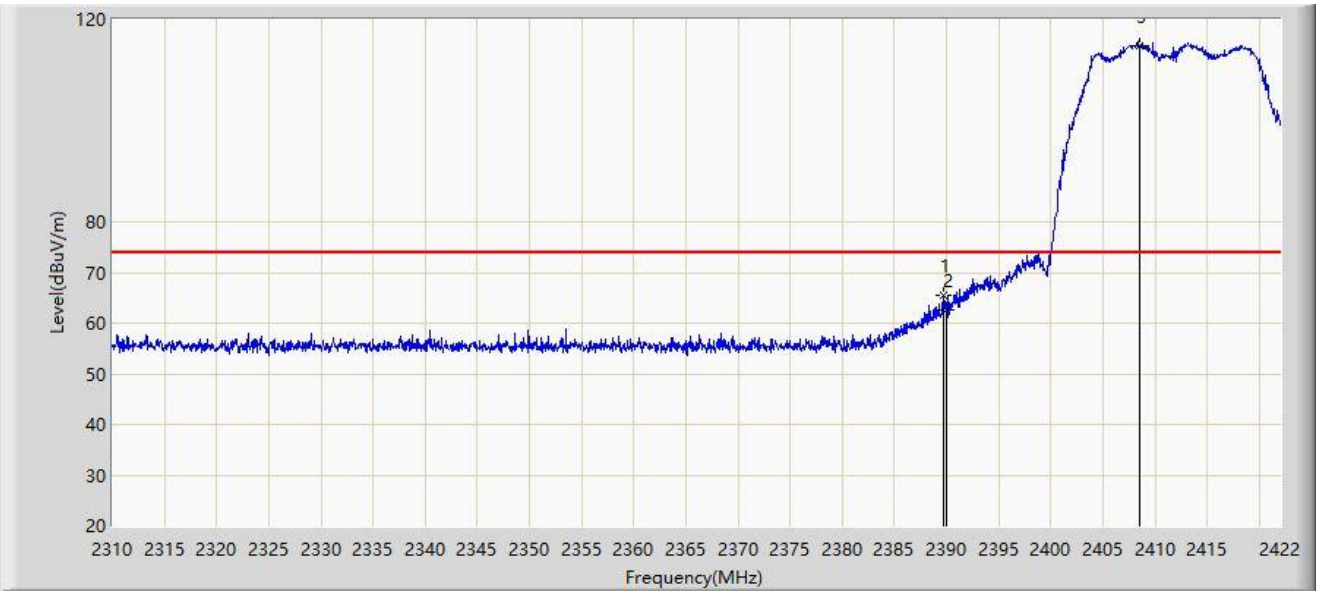

No	Mark	Frequency (MHz)	Measure Level (dBμV/m)	Reading Level (dBμV)	Margin (dB)	Limit (dBμV/m)	Factor (dB/m)	Type
1	*	2389.688	65.554	33.700	-8.446	74.000	31.855	PK
2		2390.000	62.533	30.680	-11.467	74.000	31.853	PK
3		2408.504	114.689	82.927	N/A	N/A	31.762	PK

Note 1: " * ", means this data is the worst emission level.

Note 2: Measure Level (dBμV/m) = Reading Level (dBμV) + Factor (dB/m).

Note 3: Factor (dB/m) = Cable Loss (dB) + Antenna Factor (dB/m).

Site: WZ-AC2	Test Date: 2023-12-05
Limit: FCC_2.4G_RE(3m)	Engineer: Bob Zhang
Probe: BBHA9120D_1457_1-18GHz	Polarity: Vertical
EUT: ACCESS POINT	Power: AC 120V/60Hz
Test Mode: Transmit by 802.11g at 2412MHz	

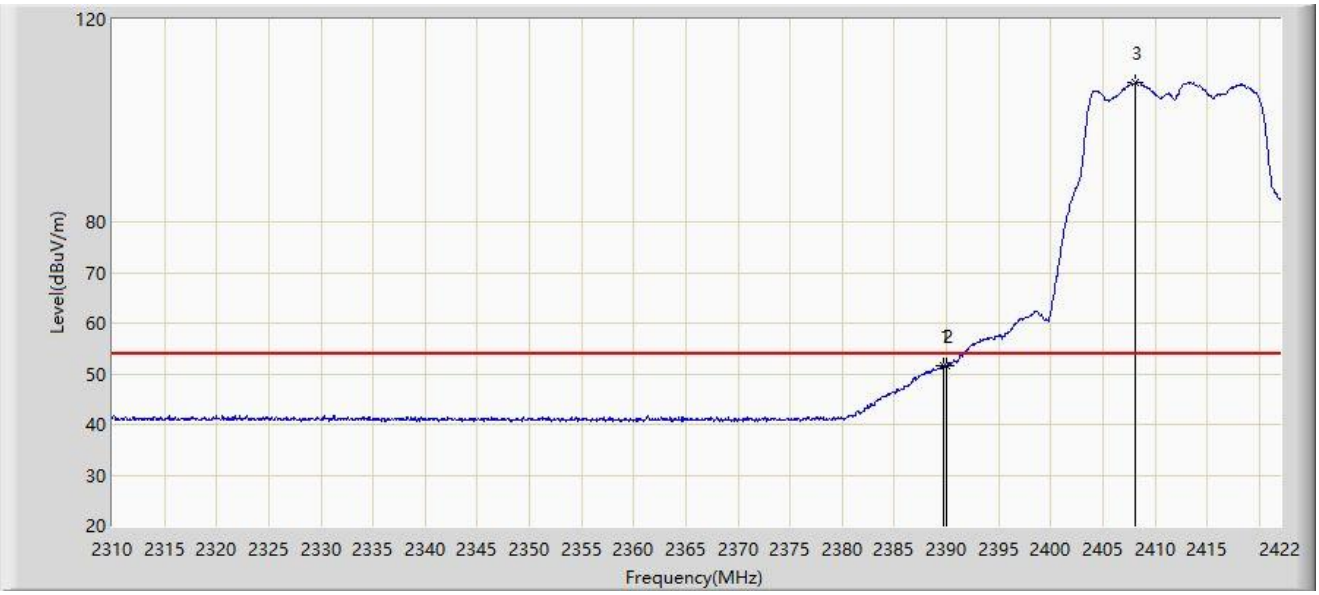

No	Mark	Frequency (MHz)	Measure Level (dBμV/m)	Reading Level (dBμV)	Margin (dB)	Limit (dBμV/m)	Factor (dB/m)	Type
1	*	2389.744	51.654	19.800	-2.346	54.000	31.855	AV
2		2390.000	51.646	19.793	-2.354	54.000	31.853	AV
3		2408.168	107.432	75.669	N/A	N/A	31.763	AV

Note 1: " * ", means this data is the worst emission level.

Note 2: Measure Level (dBμV/m) = Reading Level (dBμV) + Factor (dB/m).

Note 3: Factor (dB/m) = Cable Loss (dB) + Antenna Factor (dB/m).

Site: WZ-AC2	Test Date: 2023-12-05
Limit: FCC_2.4G_RE(3m)	Engineer: Bob Zhang
Probe: BBHA9120D_1457_1-18GHz	Polarity: Horizontal
EUT: ACCESS POINT	Power: AC 120V/60Hz
Test Mode: Transmit by 802.11g at 2462MHz	

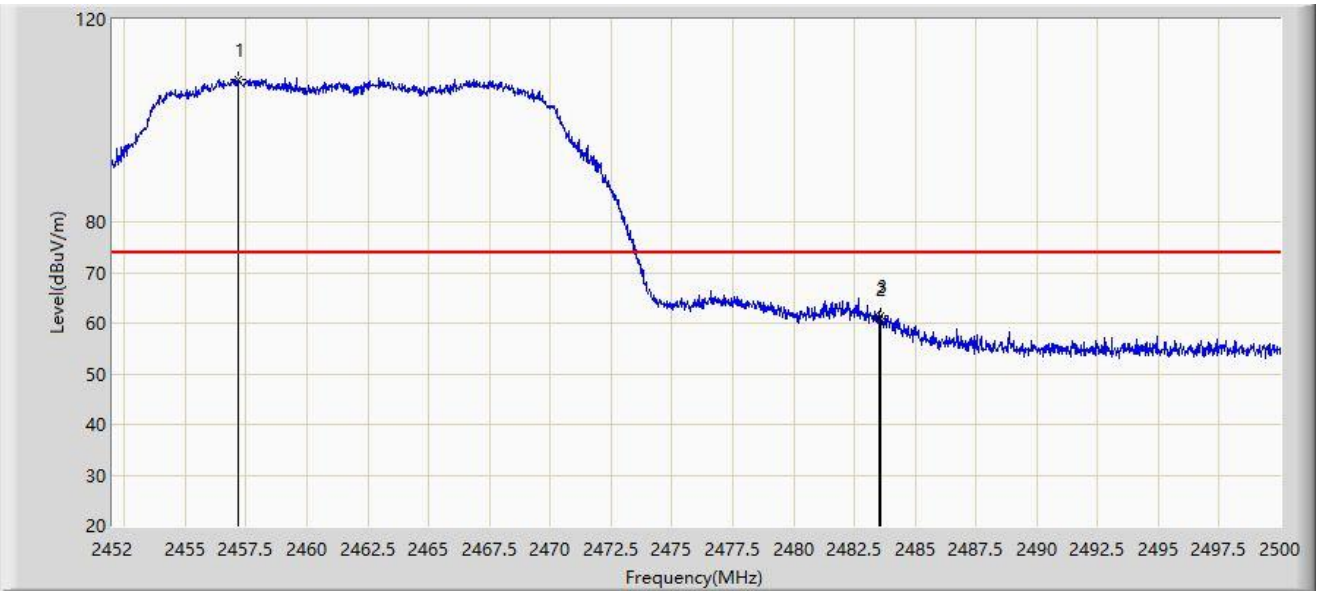

No	Mark	Frequency (MHz)	Measure Level (dBμV/m)	Reading Level (dBμV)	Margin (dB)	Limit (dBμV/m)	Factor (dB/m)	Type
1		2457.160	108.253	76.562	N/A	N/A	31.691	PK
2		2483.500	60.890	29.193	-13.110	74.000	31.696	PK
3	*	2483.584	61.495	29.798	-12.505	74.000	31.697	PK

Note 1: " * ", means this data is the worst emission level.

Note 2: Measure Level (dBμV/m) = Reading Level (dBμV) + Factor (dB/m).

Note 3: Factor (dB/m) = Cable Loss (dB) + Antenna Factor (dB/m).

Site: WZ-AC2	Test Date: 2023-12-05
Limit: FCC_2.4G_RE(3m)	Engineer: Bob Zhang
Probe: BBHA9120D_1457_1-18GHz	Polarity: Horizontal
EUT: ACCESS POINT	Power: AC 120V/60Hz
Test Mode: Transmit by 802.11g at 2462MHz	

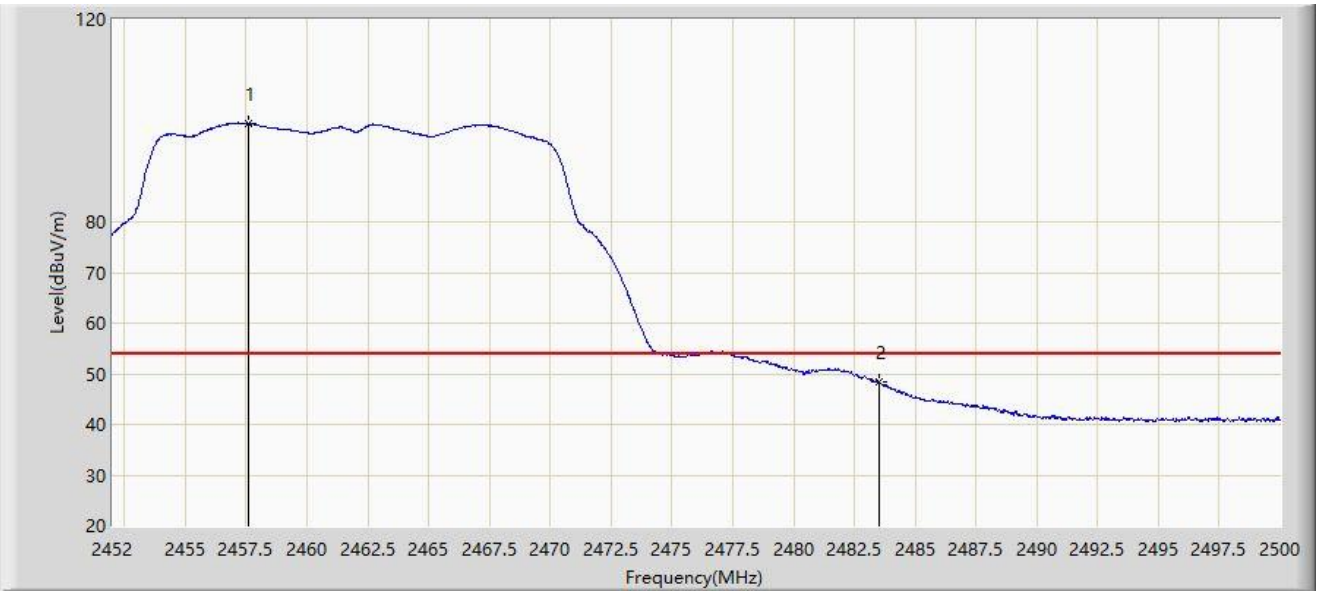

No	Mark	Frequency (MHz)	Measure Level (dBμV/m)	Reading Level (dBμV)	Margin (dB)	Limit (dBμV/m)	Factor (dB/m)	Type
1		2457.616	99.356	67.665	N/A	N/A	31.691	AV
2	*	2483.500	48.388	16.691	-5.612	54.000	31.696	AV

Note 1: " * ", means this data is the worst emission level.

Note 2: Measure Level (dBμV/m) = Reading Level (dBμV) + Factor (dB/m).

Note 3: Factor (dB/m) = Cable Loss (dB) + Antenna Factor (dB/m).

Site: WZ-AC2	Test Date: 2023-12-05
Limit: FCC_2.4G_RE(3m)	Engineer: Bob Zhang
Probe: BBHA9120D_1457_1-18GHz	Polarity: Vertical
EUT: ACCESS POINT	Power: AC 120V/60Hz
Test Mode: Transmit by 802.11g at 2462MHz	

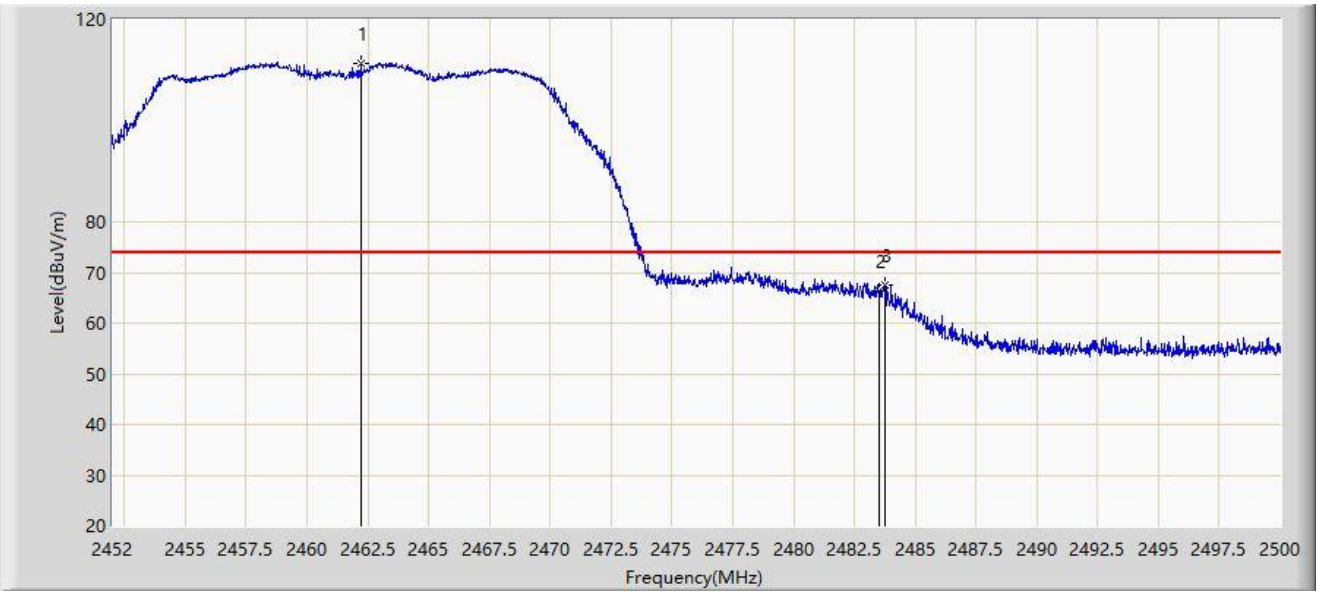

No	Mark	Frequency (MHz)	Measure Level (dBμV/m)	Reading Level (dBμV)	Margin (dB)	Limit (dBμV/m)	Factor (dB/m)	Type
1		2462.200	111.394	79.704	N/A	N/A	31.690	PK
2		2483.500	66.306	34.609	-7.694	74.000	31.696	PK
3	*	2483.752	67.453	35.756	-6.547	74.000	31.697	PK

Note 1: " * ", means this data is the worst emission level.

Note 2: Measure Level (dBμV/m) = Reading Level (dBμV) + Factor (dB/m).

Note 3: Factor (dB/m) = Cable Loss (dB) + Antenna Factor (dB/m).

Site: WZ-AC2	Test Date: 2023-12-05
Limit: FCC_2.4G_RE(3m)	Engineer: Bob Zhang
Probe: BBHA9120D_1457_1-18GHz	Polarity: Vertical
EUT: ACCESS POINT	Power: AC 120V/60Hz
Test Mode: Transmit by 802.11g at 2462MHz	

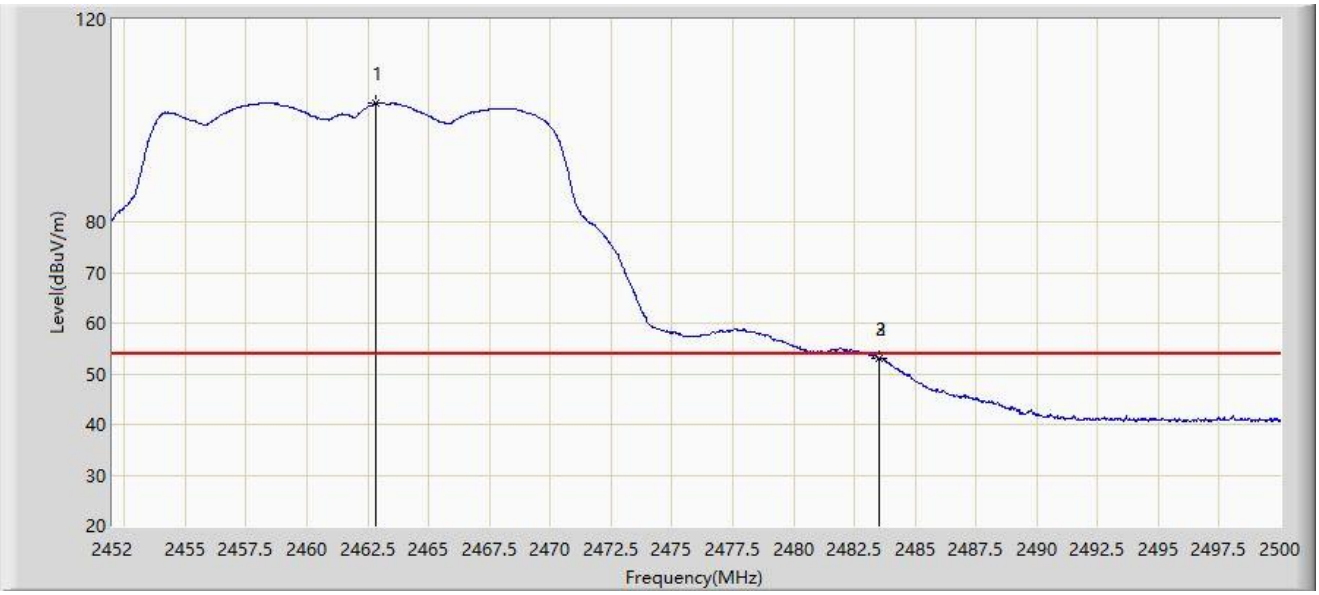

No	Mark	Frequency (MHz)	Measure Level (dBμV/m)	Reading Level (dBμV)	Margin (dB)	Limit (dBμV/m)	Factor (dB/m)	Type
1		2462.848	103.439	71.749	N/A	N/A	31.690	AV
2		2483.500	53.085	21.388	-0.915	54.000	31.696	AV
3	*	2483.512	53.129	21.432	-0.871	54.000	31.696	AV

Note 1: " * ", means this data is the worst emission level.

Note 2: Measure Level (dBμV/m) = Reading Level (dBμV) + Factor (dB/m).

Note 3: Factor (dB/m) = Cable Loss (dB) + Antenna Factor (dB/m).

Site: WZ-AC2	Test Date: 2023-12-05
Limit: FCC_2.4G_RE(3m)	Engineer: Bob Zhang
Probe: BBHA9120D_1457_1-18GHz	Polarity: Horizontal
EUT: ACCESS POINT	Power: AC 120V/60Hz
Test Mode: Transmit by 802.11n-HT20 at 2412MHz	

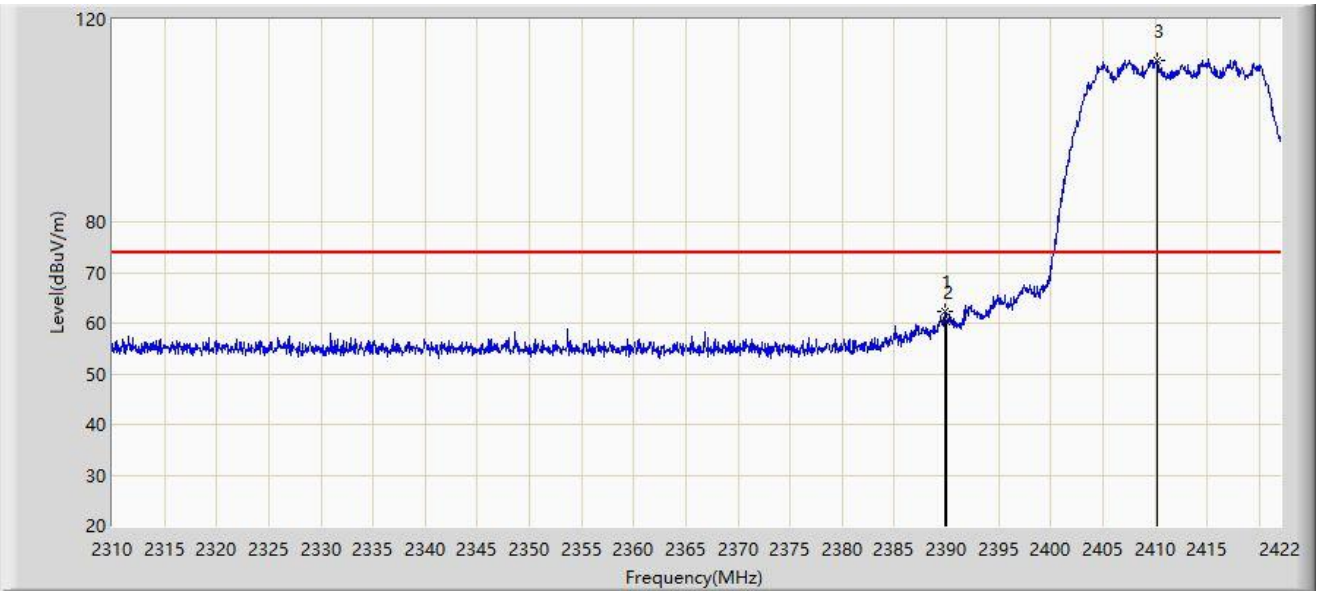

No	Mark	Frequency (MHz)	Measure Level (dBμV/m)	Reading Level (dBμV)	Margin (dB)	Limit (dBμV/m)	Factor (dB/m)	Type
1	*	2389.800	62.411	30.557	-11.589	74.000	31.854	PK
2		2390.000	60.238	28.385	-13.762	74.000	31.853	PK
3		2410.184	111.815	80.059	N/A	N/A	31.756	PK

Note 1: " * ", means this data is the worst emission level.

Note 2: Measure Level (dBμV/m) = Reading Level (dBμV) + Factor (dB/m).

Note 3: Factor (dB/m) = Cable Loss (dB) + Antenna Factor (dB/m).

Site: WZ-AC2	Test Date: 2023-12-05
Limit: FCC_2.4G_RE(3m)	Engineer: Bob Zhang
Probe: BBHA9120D_1457_1-18GHz	Polarity: Horizontal
EUT: ACCESS POINT	Power: AC 120V/60Hz
Test Mode: Transmit by 802.11n-HT20 at 2412MHz	

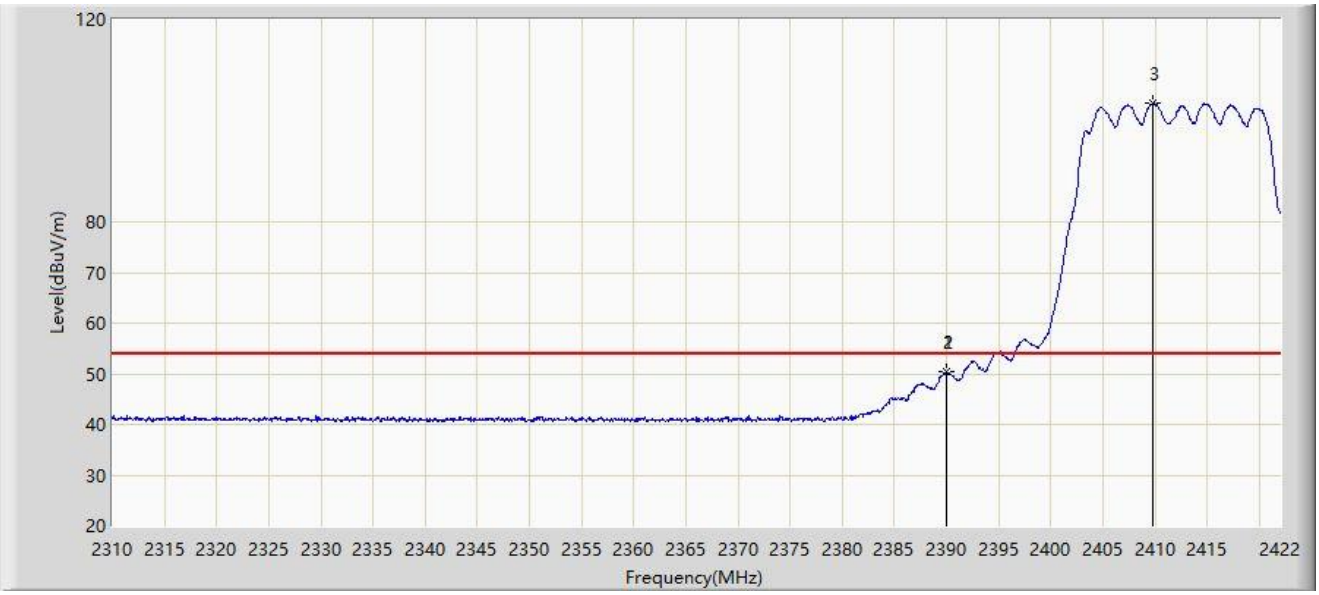

No	Mark	Frequency (MHz)	Measure Level (dBμV/m)	Reading Level (dBμV)	Margin (dB)	Limit (dBμV/m)	Factor (dB/m)	Type
1	*	2389.968	50.362	18.509	-3.638	54.000	31.853	AV
2		2390.000	50.330	18.477	-3.670	54.000	31.853	AV
3		2409.792	103.427	71.669	N/A	N/A	31.757	AV

Note 1: " * ", means this data is the worst emission level.

Note 2: Measure Level (dBμV/m) = Reading Level (dBμV) + Factor (dB/m).

Note 3: Factor (dB/m) = Cable Loss (dB) + Antenna Factor (dB/m).

Site: WZ-AC2	Test Date: 2023-12-05
Limit: FCC_2.4G_RE(3m)	Engineer: Bob Zhang
Probe: BBHA9120D_1457_1-18GHz	Polarity: Vertical
EUT: ACCESS POINT	Power: AC 120V/60Hz
Test Mode: Transmit by 802.11n-HT20 at 2412MHz	

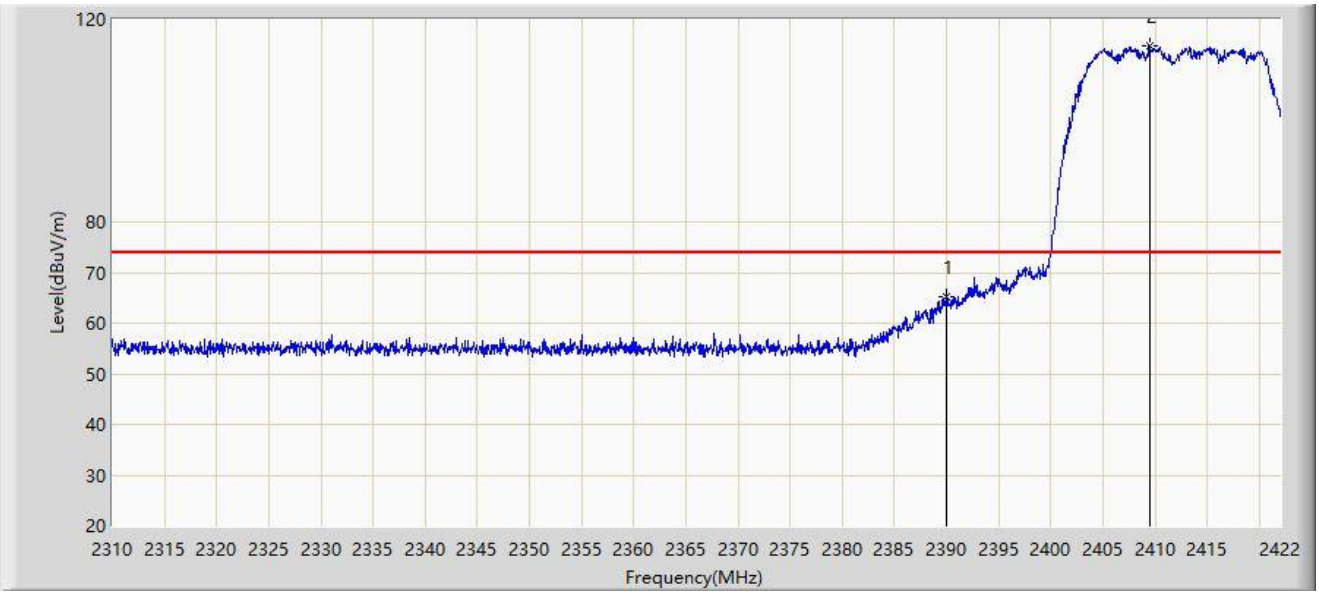

No	Mark	Frequency (MHz)	Measure Level (dBµV/m)	Reading Level (dBµV)	Margin (dB)	Limit (dBµV/m)	Factor (dB/m)	Type
1	*	2390.000	65.254	33.401	-8.746	74.000	31.853	PK
2		2409.568	114.901	83.143	N/A	N/A	31.759	PK

Note 1: " * ", means this data is the worst emission level.

Note 2: Measure Level (dBµV/m) = Reading Level (dBµV) + Factor (dB/m).

Note 3: Factor (dB/m) = Cable Loss (dB) + Antenna Factor (dB/m).

Site: WZ-AC2	Test Date: 2023-12-05
Limit: FCC_2.4G_RE(3m)	Engineer: Bob Zhang
Probe: BBHA9120D_1457_1-18GHz	Polarity: Vertical
EUT: ACCESS POINT	Power: AC 120V/60Hz
Test Mode: Transmit by 802.11n-HT20 at 2412MHz	

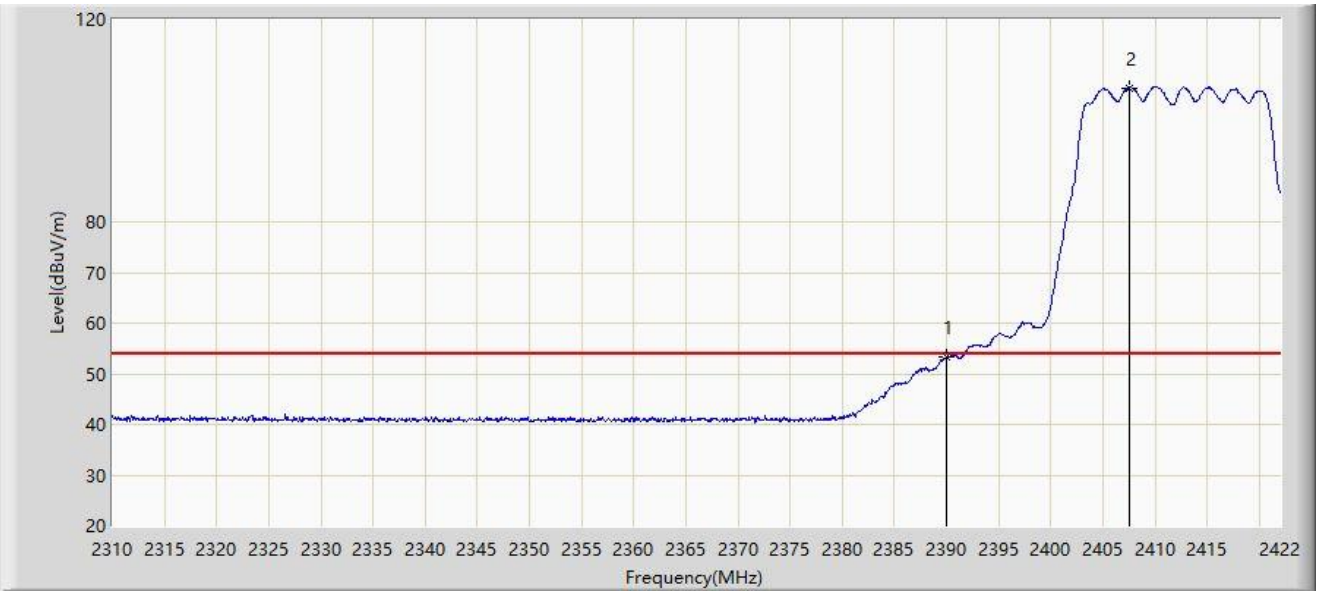

No	Mark	Frequency (MHz)	Measure Level (dBμV/m)	Reading Level (dBμV)	Margin (dB)	Limit (dBμV/m)	Factor (dB/m)	Type
1	*	2390.000	53.330	21.477	-0.670	54.000	31.853	AV
2		2407.552	106.515	74.750	N/A	N/A	31.766	AV

Note 1: " * ", means this data is the worst emission level.

Note 2: Measure Level (dBμV/m) = Reading Level (dBμV) + Factor (dB/m).

Note 3: Factor (dB/m) = Cable Loss (dB) + Antenna Factor (dB/m).

Site: WZ-AC2	Test Date: 2023-12-05
Limit: FCC_2.4G_RE(3m)	Engineer: Bob Zhang
Probe: BBHA9120D_1457_1-18GHz	Polarity: Horizontal
EUT: ACCESS POINT	Power: AC 120V/60Hz
Test Mode: Transmit by 802.11n-HT20 at 2462MHz	

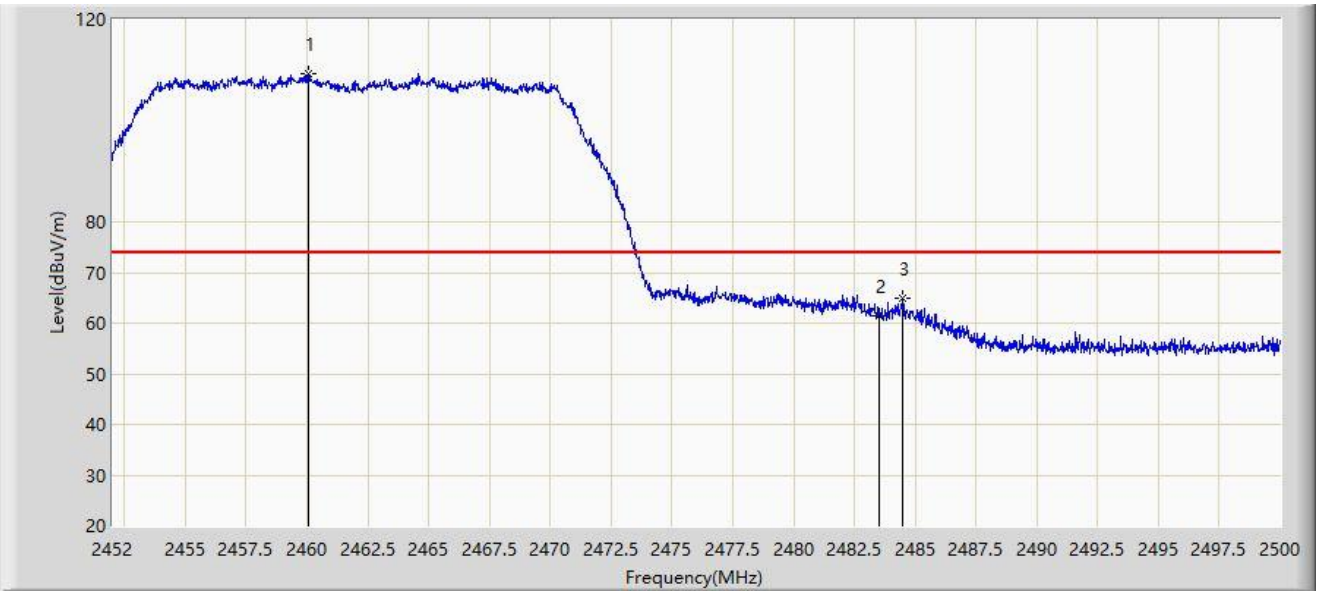

No	Mark	Frequency (MHz)	Measure Level (dBμV/m)	Reading Level (dBμV)	Margin (dB)	Limit (dBμV/m)	Factor (dB/m)	Type
1		2460.040	109.355	77.665	N/A	N/A	31.690	PK
2		2483.500	61.573	29.876	-12.427	74.000	31.696	PK
3	*	2484.496	64.903	33.207	-9.097	74.000	31.697	PK

Note 1: " * ", means this data is the worst emission level.

Note 2: Measure Level (dBμV/m) = Reading Level (dBμV) + Factor (dB/m).

Note 3: Factor (dB/m) = Cable Loss (dB) + Antenna Factor (dB/m).

Site: WZ-AC2	Test Date: 2023-12-05
Limit: FCC_2.4G_RE(3m)	Engineer: Bob Zhang
Probe: BBHA9120D_1457_1-18GHz	Polarity: Horizontal
EUT: ACCESS POINT	Power: AC 120V/60Hz
Test Mode: Transmit by 802.11n-HT20 at 2462MHz	

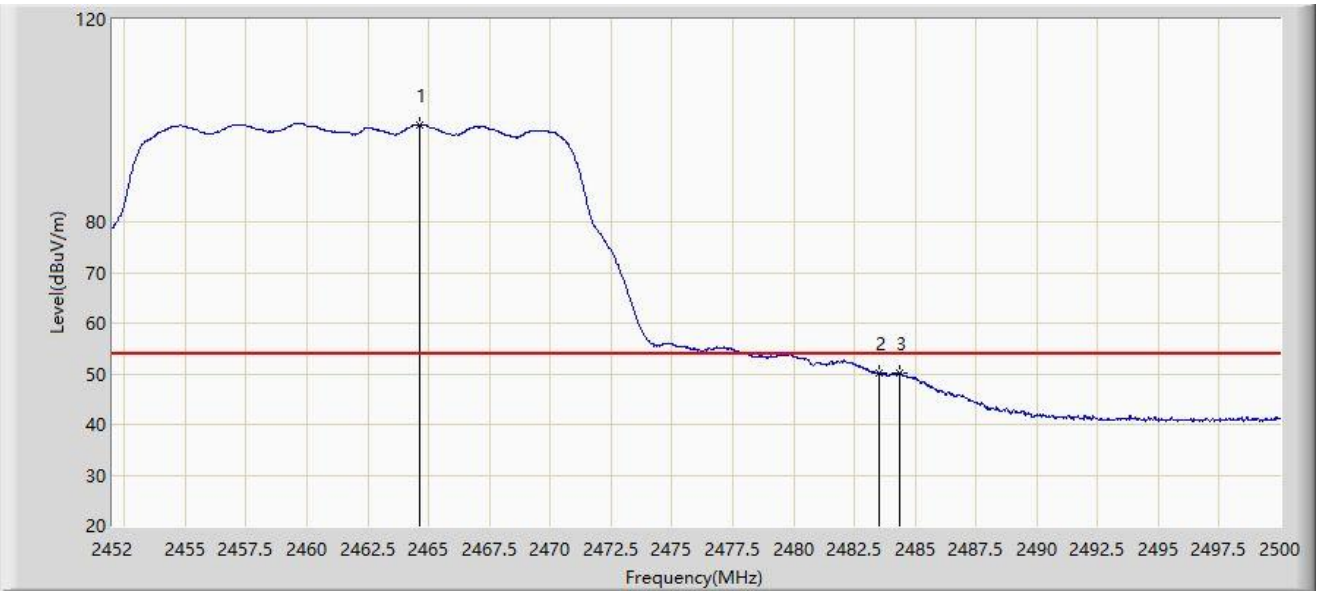

No	Mark	Frequency (MHz)	Measure Level (dBμV/m)	Reading Level (dBμV)	Margin (dB)	Limit (dBμV/m)	Factor (dB/m)	Type
1		2464.624	99.100	67.408	N/A	N/A	31.692	AV
2		2483.500	50.021	18.324	-3.979	54.000	31.696	AV
3	*	2484.376	50.246	18.550	-3.754	54.000	31.697	AV

Note 1: " * ", means this data is the worst emission level.

Note 2: Measure Level (dBμV/m) = Reading Level (dBμV) + Factor (dB/m).

Note 3: Factor (dB/m) = Cable Loss (dB) + Antenna Factor (dB/m).

Site: WZ-AC2	Test Date: 2023-12-05
Limit: FCC_2.4G_RE(3m)	Engineer: Bob Zhang
Probe: BBHA9120D_1457_1-18GHz	Polarity: Vertical
EUT: ACCESS POINT	Power: AC 120V/60Hz
Test Mode: Transmit by 802.11n-HT20 at 2462MHz	

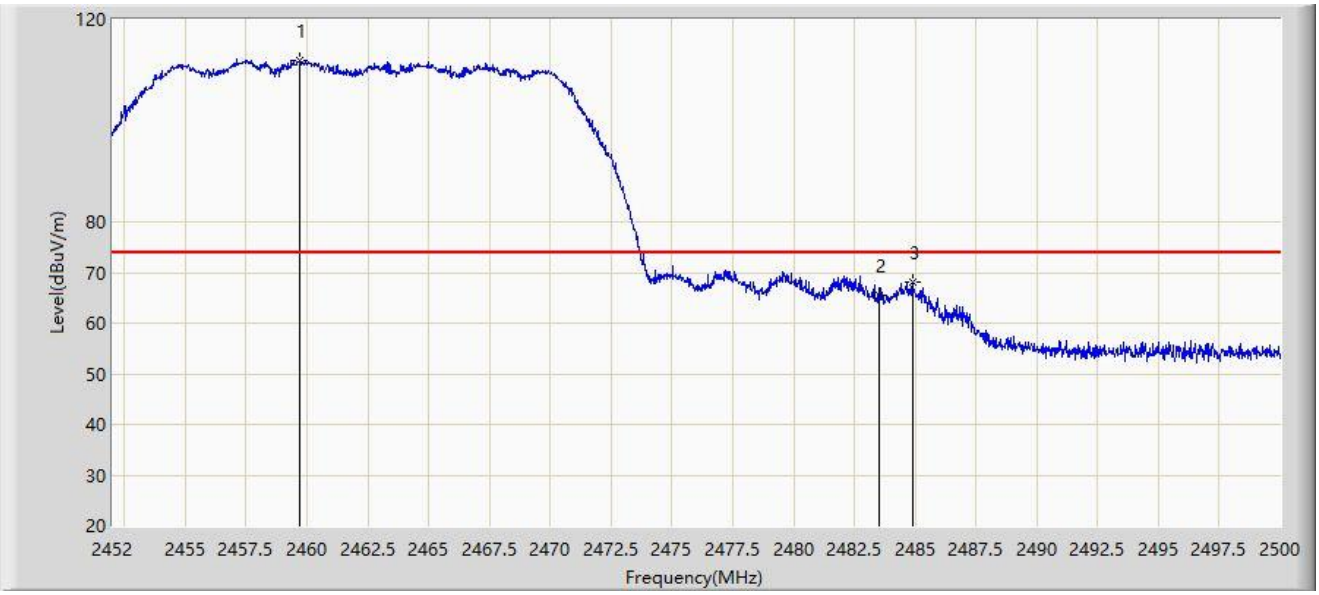

No	Mark	Frequency (MHz)	Measure Level (dBμV/m)	Reading Level (dBμV)	Margin (dB)	Limit (dBμV/m)	Factor (dB/m)	Type
1		2459.728	111.899	80.209	N/A	N/A	31.691	PK
2		2483.500	65.369	33.672	-8.631	74.000	31.696	PK
3	*	2484.904	68.169	36.473	-5.831	74.000	31.696	PK

Note 1: " * ", means this data is the worst emission level.

Note 2: Measure Level (dBμV/m) = Reading Level (dBμV) + Factor (dB/m).

Note 3: Factor (dB/m) = Cable Loss (dB) + Antenna Factor (dB/m).

Site: WZ-AC2	Test Date: 2023-12-05
Limit: FCC_2.4G_RE(3m)	Engineer: Bob Zhang
Probe: BBHA9120D_1457_1-18GHz	Polarity: Vertical
EUT: ACCESS POINT	Power: AC 120V/60Hz
Test Mode: Transmit by 802.11n-HT20 at 2462MHz	

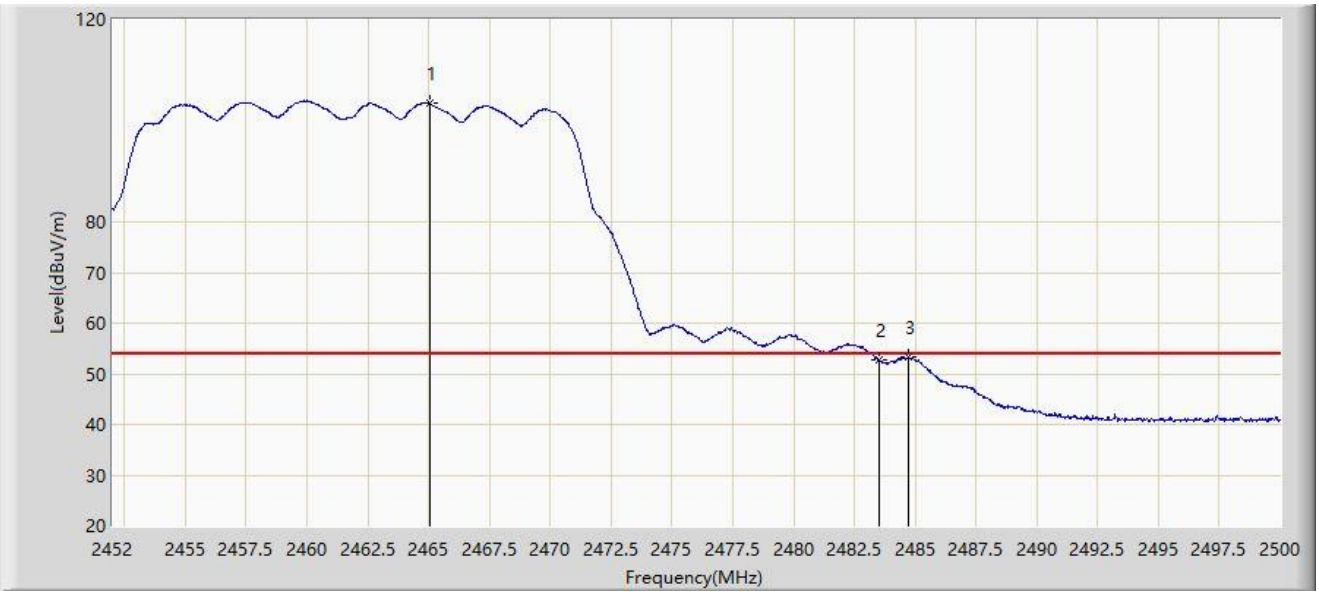

No	Mark	Frequency (MHz)	Measure Level (dBμV/m)	Reading Level (dBμV)	Margin (dB)	Limit (dBμV/m)	Factor (dB/m)	Type
1		2465.032	103.462	71.769	N/A	N/A	31.693	AV
2		2483.500	52.703	21.006	-1.297	54.000	31.696	AV
3	*	2484.712	53.220	21.524	-0.780	54.000	31.696	AV

Note 1: " * ", means this data is the worst emission level.

Note 2: Measure Level (dBμV/m) = Reading Level (dBμV) + Factor (dB/m).

Note 3: Factor (dB/m) = Cable Loss (dB) + Antenna Factor (dB/m).

Site: WZ-AC2	Test Date: 2024-01-26
Limit: FCC_2.4G_RE(3m)	Engineer: Bob Zhang
Probe: BBHA9120D_1457_1-18GHz	Polarity: Horizontal
EUT: ACCESS POINT	Power: AC 120V/60Hz
Test Mode: Transmit by 802.11n-HT40 at 2422MHz	

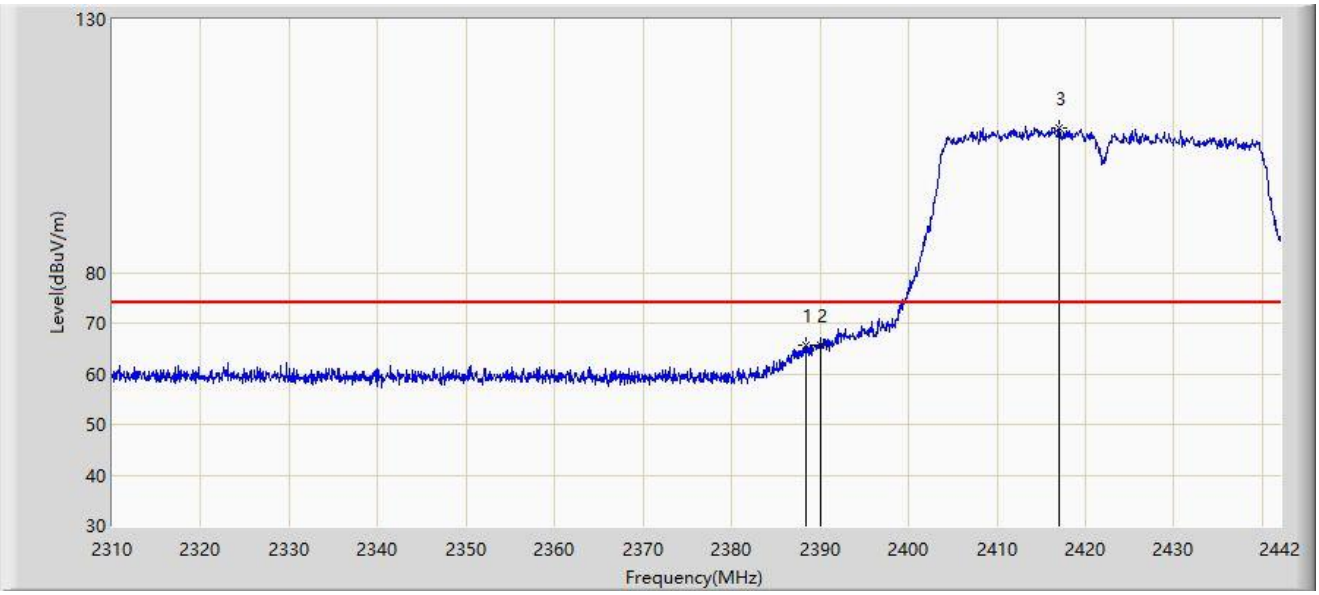

No	Mark	Frequency (MHz)	Measure Level (dBμV/m)	Reading Level (dBμV)	Margin (dB)	Limit (dBμV/m)	Factor (dB/m)	Type
1		2388.408	65.687	33.825	-8.313	74.000	31.862	PK
2	*	2390.000	65.777	33.924	-8.223	74.000	31.853	PK
3		2416.986	108.627	76.893	N/A	N/A	31.734	PK

Note 1: " * ", means this data is the worst emission level.

Note 2: Measure Level (dBμV/m) = Reading Level (dBμV) + Factor (dB/m).

Note 3: Factor (dB/m) = Cable Loss (dB) + Antenna Factor (dB/m).

Site: WZ-AC2	Test Date: 2024-01-26
Limit: FCC_2.4G_RE(3m)	Engineer: Bob Zhang
Probe: BBHA9120D_1457_1-18GHz	Polarity: Horizontal
EUT: ACCESS POINT	Power: AC 120V/60Hz
Test Mode: Transmit by 802.11n-HT40 at 2422MHz	

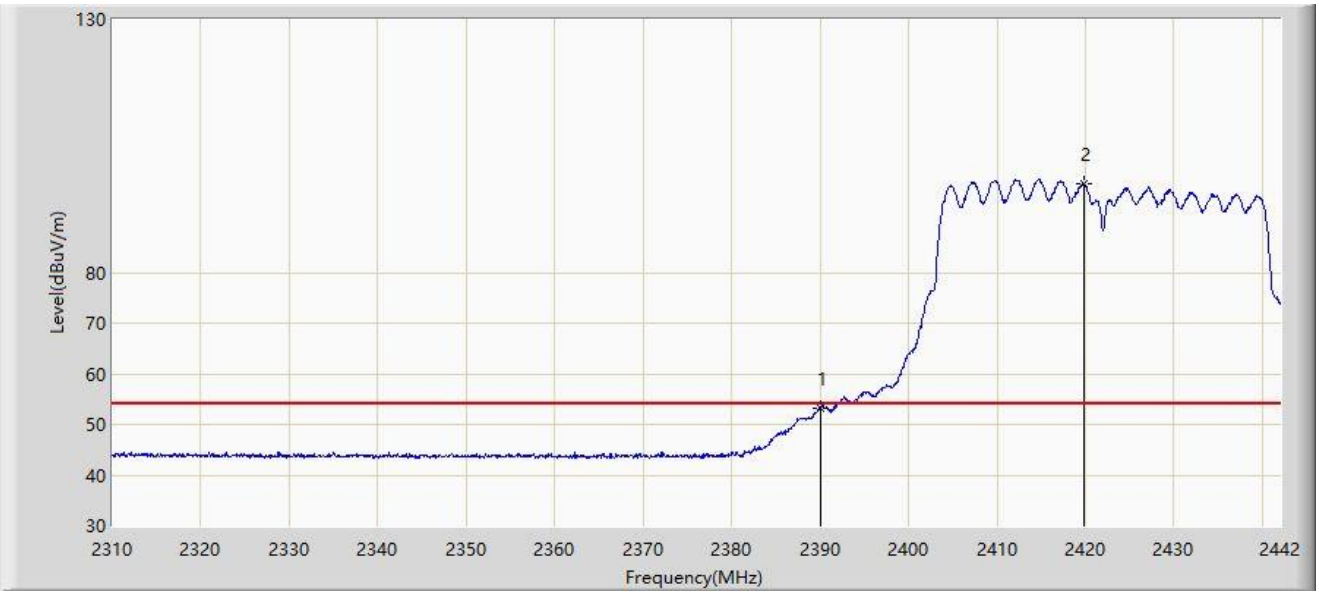

No	Mark	Frequency (MHz)	Measure Level (dBμV/m)	Reading Level (dBμV)	Margin (dB)	Limit (dBμV/m)	Factor (dB/m)	Type
1	*	2390.000	53.202	21.349	-0.798	54.000	31.853	AV
2		2419.758	97.594	65.868	N/A	N/A	31.726	AV

Note 1: " * ", means this data is the worst emission level.

Note 2: Measure Level (dBμV/m) = Reading Level (dBμV) + Factor (dB/m).

Note 3: Factor (dB/m) = Cable Loss (dB) + Antenna Factor (dB/m).

Site: WZ-AC2	Test Date: 2024-01-26
Limit: FCC_2.4G_RE(3m)	Engineer: Bob Zhang
Probe: BBHA9120D_1457_1-18GHz	Polarity: Vertical
EUT: ACCESS POINT	Power: AC 120V/60Hz
Test Mode: Transmit by 802.11n-HT40 at 2422MHz	

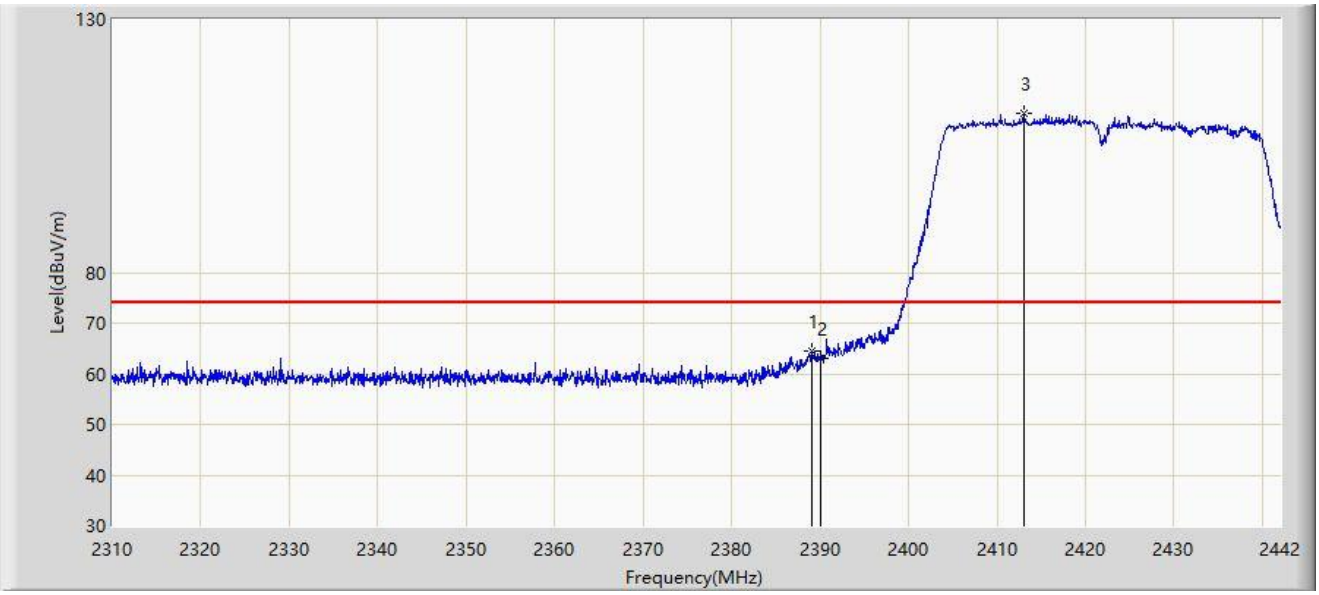

No	Mark	Frequency (MHz)	Measure Level (dBμV/m)	Reading Level (dBμV)	Margin (dB)	Limit (dBμV/m)	Factor (dB/m)	Type
1	*	2389.002	64.472	32.614	-9.528	74.000	31.858	PK
2		2390.000	62.899	31.046	-11.101	74.000	31.853	PK
3		2413.026	111.401	79.654	N/A	N/A	31.747	PK

Note 1: " * ", means this data is the worst emission level.

Note 2: Measure Level (dBμV/m) = Reading Level (dBμV) + Factor (dB/m).

Note 3: Factor (dB/m) = Cable Loss (dB) + Antenna Factor (dB/m).

Site: WZ-AC2	Test Date: 2024-01-26
Limit: FCC_2.4G_RE(3m)	Engineer: Bob Zhang
Probe: BBHA9120D_1457_1-18GHz	Polarity: Vertical
EUT: ACCESS POINT	Power: AC 120V/60Hz
Test Mode: Transmit by 802.11n-HT40 at 2422MHz	

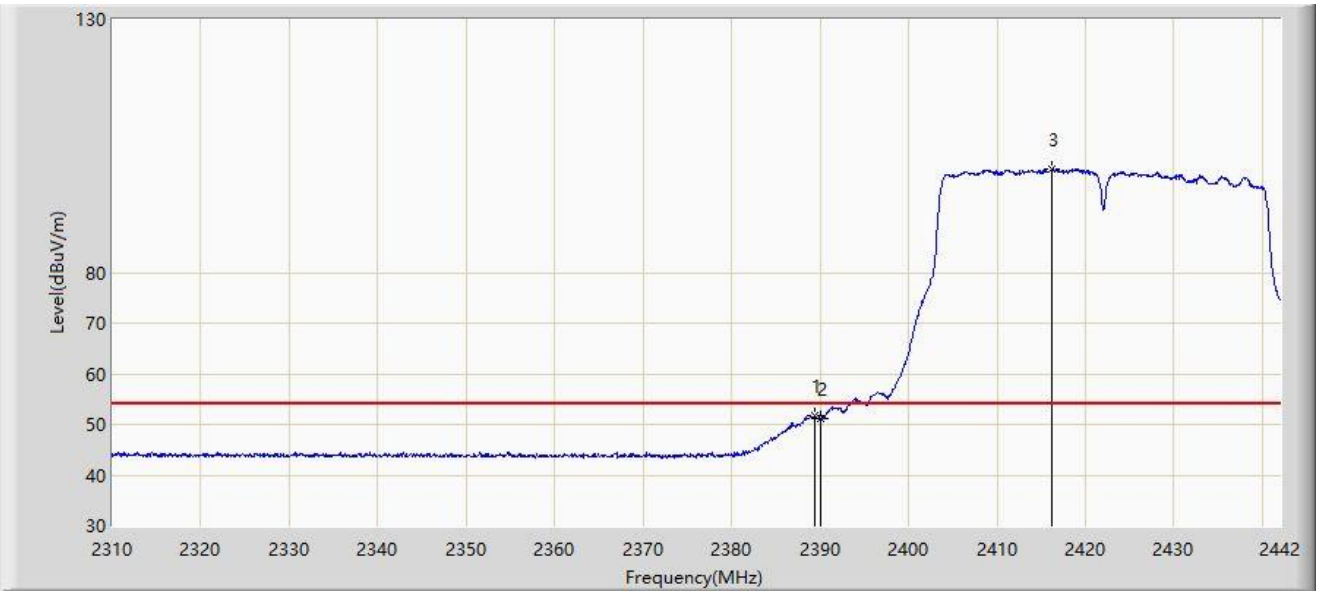

No	Mark	Frequency (MHz)	Measure Level (dBμV/m)	Reading Level (dBμV)	Margin (dB)	Limit (dBμV/m)	Factor (dB/m)	Type
1	*	2389.398	51.733	19.877	-2.267	54.000	31.856	AV
2		2390.000	51.190	19.337	-2.810	54.000	31.853	AV
3		2416.260	100.407	68.670	N/A	N/A	31.737	AV

Note 1: " * ", means this data is the worst emission level.

Note 2: Measure Level (dBμV/m) = Reading Level (dBμV) + Factor (dB/m).

Note 3: Factor (dB/m) = Cable Loss (dB) + Antenna Factor (dB/m).

Site: WZ-AC2	Test Date: 2024-01-26
Limit: FCC_2.4G_RE(3m)	Engineer: Bob Zhang
Probe: BBHA9120D_1457_1-18GHz	Polarity: Horizontal
EUT: ACCESS POINT	Power: AC 120V/60Hz
Test Mode: Transmit by 802.11n-HT40 at 2452MHz	

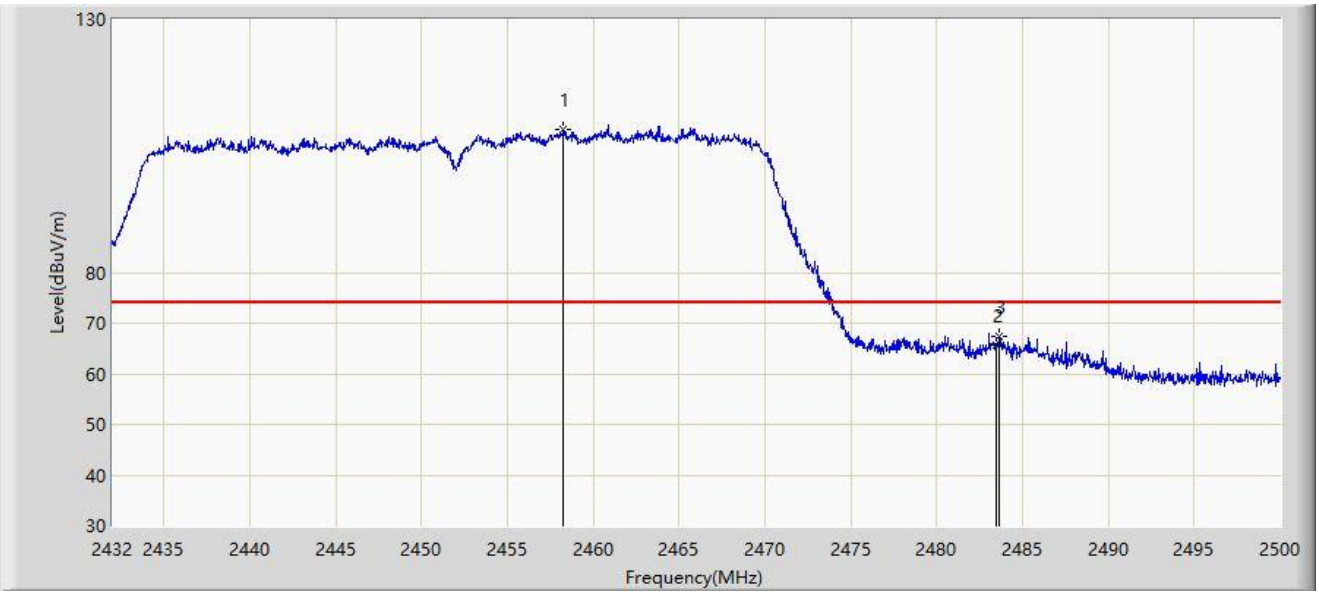

No	Mark	Frequency (MHz)	Measure Level (dBμV/m)	Reading Level (dBμV)	Margin (dB)	Limit (dBμV/m)	Factor (dB/m)	Type
1		2458.248	108.344	76.653	N/A	N/A	31.690	PK
2		2483.500	65.642	33.945	-8.358	74.000	31.696	PK
3	*	2483.680	67.518	35.821	-6.482	74.000	31.697	PK

Note 1: " * ", means this data is the worst emission level.

Note 2: Measure Level (dBμV/m) = Reading Level (dBμV) + Factor (dB/m).

Note 3: Factor (dB/m) = Cable Loss (dB) + Antenna Factor (dB/m).

Site: WZ-AC2	Test Date: 2024-01-26
Limit: FCC_2.4G_RE(3m)	Engineer: Bob Zhang
Probe: BBHA9120D_1457_1-18GHz	Polarity: Horizontal
EUT: ACCESS POINT	Power: AC 120V/60Hz
Test Mode: Transmit by 802.11n-HT40 at 2452MHz	

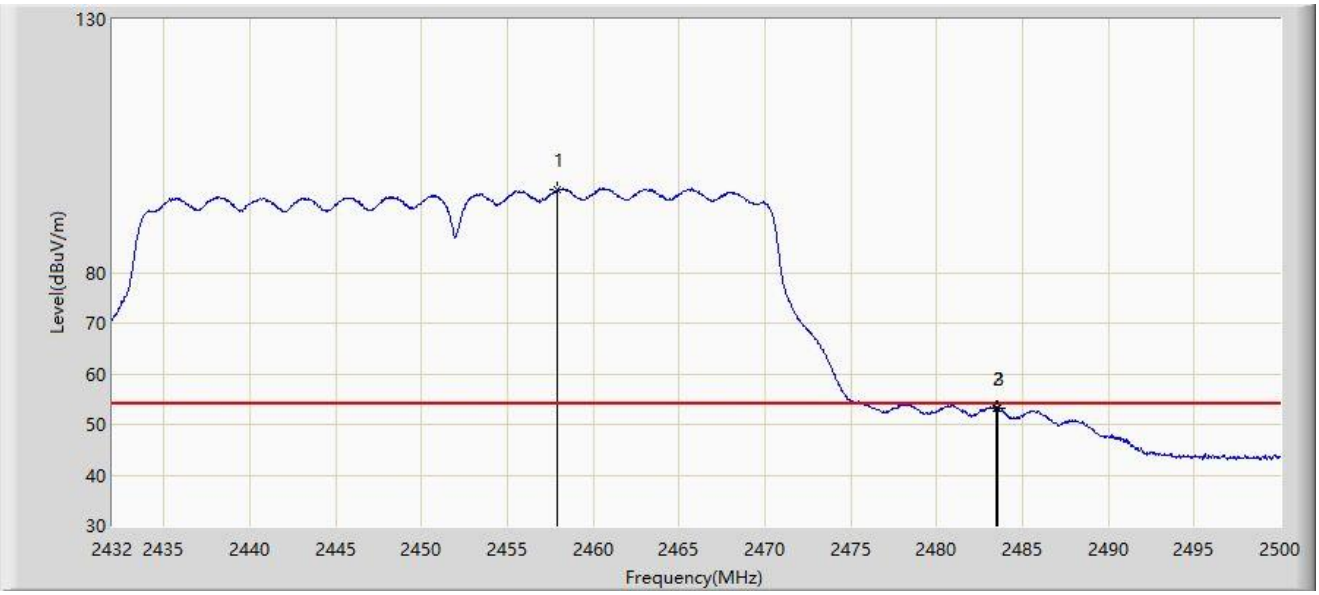

No	Mark	Frequency (MHz)	Measure Level (dBμV/m)	Reading Level (dBμV)	Margin (dB)	Limit (dBμV/m)	Factor (dB/m)	Type
1		2457.908	96.340	64.649	N/A	N/A	31.691	AV
2		2483.500	53.139	21.442	-0.861	54.000	31.696	AV
3	*	2483.578	53.168	21.471	-0.832	54.000	31.697	AV

Note 1: " * ", means this data is the worst emission level.

Note 2: Measure Level (dBμV/m) = Reading Level (dBμV) + Factor (dB/m).

Note 3: Factor (dB/m) = Cable Loss (dB) + Antenna Factor (dB/m).

Site: WZ-AC2	Test Date: 2024-01-26
Limit: FCC_2.4G_RE(3m)	Engineer: Bob Zhang
Probe: BBHA9120D_1457_1-18GHz	Polarity: Vertical
EUT: ACCESS POINT	Power: AC 120V/60Hz
Test Mode: Transmit by 802.11n-HT40 at 2452MHz	

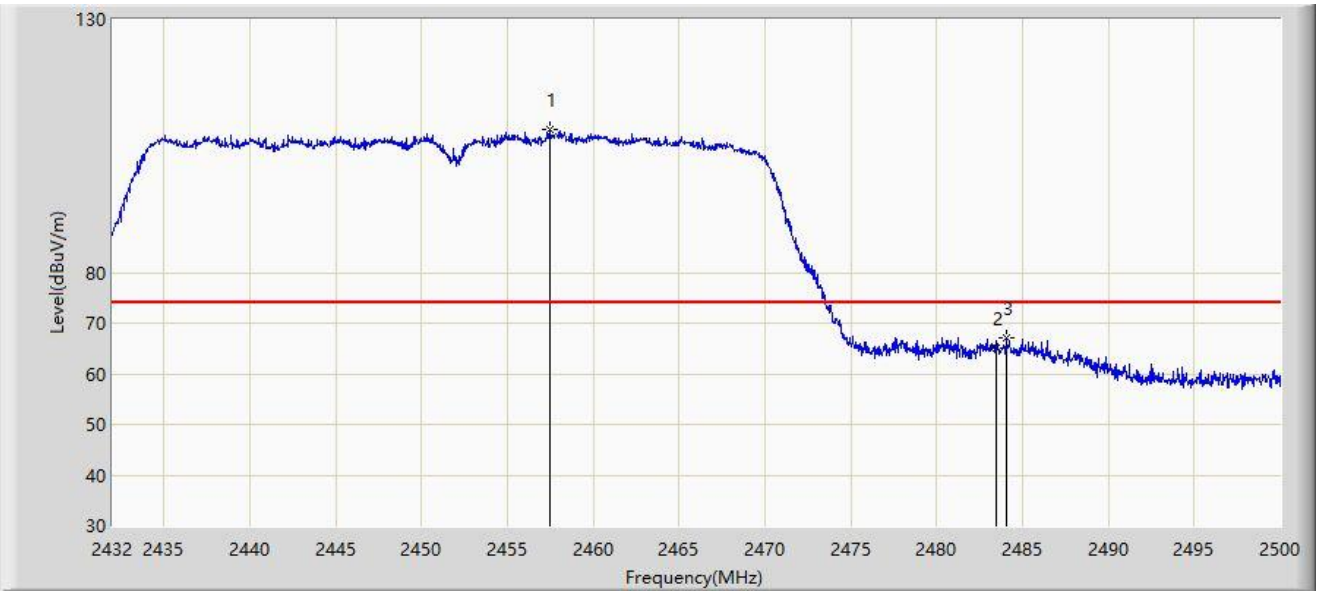

No	Mark	Frequency (MHz)	Measure Level (dBμV/m)	Reading Level (dBμV)	Margin (dB)	Limit (dBμV/m)	Factor (dB/m)	Type
1		2457.466	108.134	76.443	N/A	N/A	31.691	PK
2		2483.500	64.971	33.274	-9.029	74.000	31.696	PK
3	*	2484.054	66.978	35.281	-7.022	74.000	31.697	PK

Note 1: " * ", means this data is the worst emission level.

Note 2: Measure Level (dBμV/m) = Reading Level (dBμV) + Factor (dB/m).

Note 3: Factor (dB/m) = Cable Loss (dB) + Antenna Factor (dB/m).

Site: WZ-AC2	Test Date: 2024-01-26
Limit: FCC_2.4G_RE(3m)	Engineer: Bob Zhang
Probe: BBHA9120D_1457_1-18GHz	Polarity: Vertical
EUT: ACCESS POINT	Power: AC 120V/60Hz
Test Mode: Transmit by 802.11n-HT40 at 2452MHz	

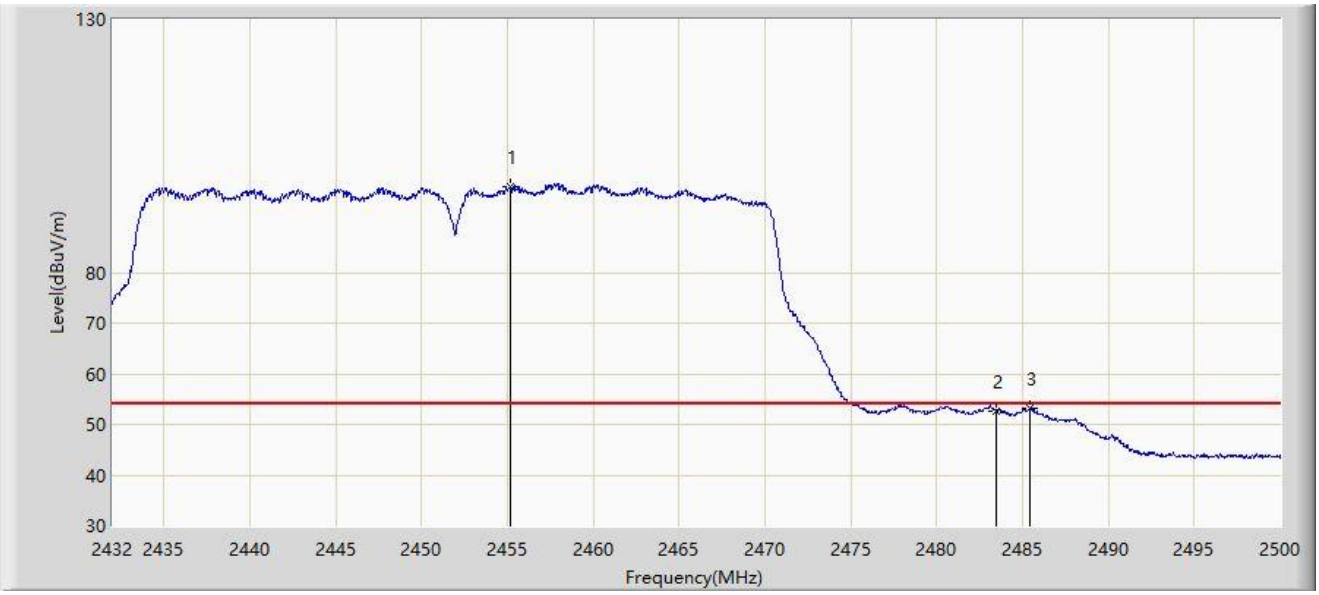

No	Mark	Frequency (MHz)	Measure Level (dBμV/m)	Reading Level (dBμV)	Margin (dB)	Limit (dBμV/m)	Factor (dB/m)	Type
1		2455.188	96.968	65.275	N/A	N/A	31.693	AV
2		2483.500	52.735	21.038	-1.265	54.000	31.696	AV
3	*	2485.448	53.132	21.436	-0.868	54.000	31.696	AV

Note 1: " * ", means this data is the worst emission level.

Note 2: Measure Level (dBμV/m) = Reading Level (dBμV) + Factor (dB/m).

Note 3: Factor (dB/m) = Cable Loss (dB) + Antenna Factor (dB/m).

Site: WZ-AC2	Test Date: 2023-12-05
Limit: FCC_2.4G_RE(3m)	Engineer: Bob Zhang
Probe: BBHA9120D_1457_1-18GHz	Polarity: Horizontal
EUT: ACCESS POINT	Power: AC 120V/60Hz
Test Mode: Transmit by 802.11ax-HE20 at 2412MHz	

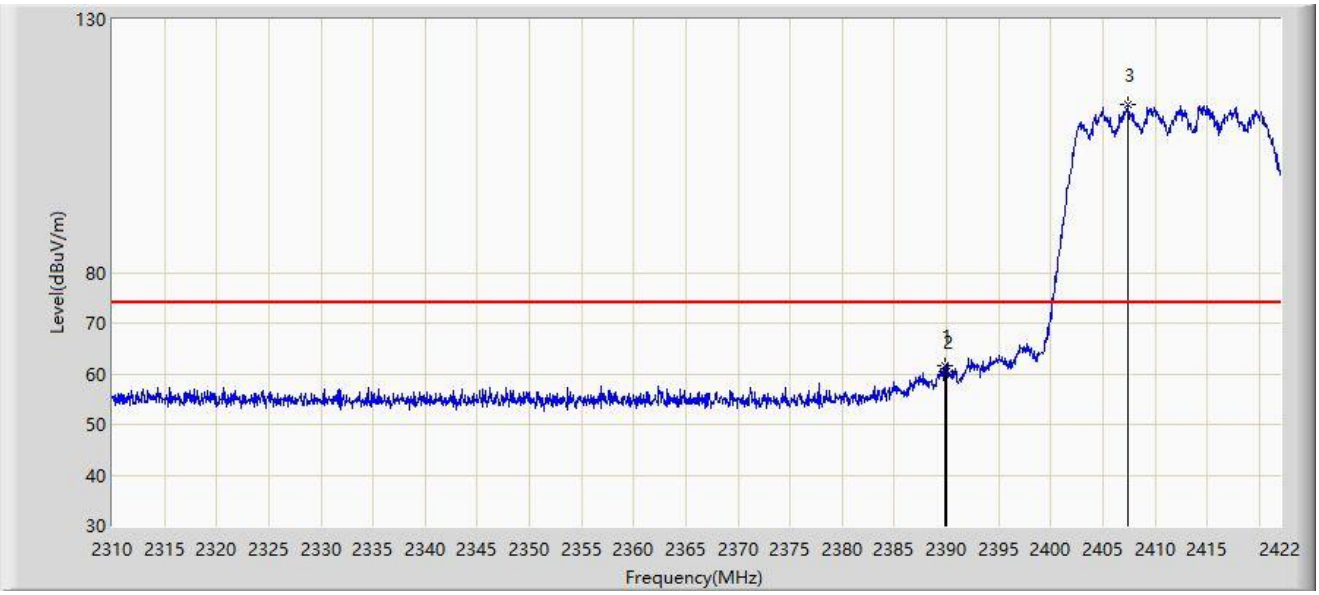

No	Mark	Frequency (MHz)	Measure Level (dBµV/m)	Reading Level (dBµV)	Margin (dB)	Limit (dBµV/m)	Factor (dB/m)	Type
1	*	2389.912	61.536	29.683	-12.464	74.000	31.853	PK
2		2390.000	60.314	28.461	-13.686	74.000	31.853	PK
3		2407.384	113.083	81.317	N/A	N/A	31.766	PK

Note 1: " * ", means this data is the worst emission level.

Note 2: Measure Level (dBµV/m) = Reading Level (dBµV) + Factor (dB/m).

Note 3: Factor (dB/m) = Cable Loss (dB) + Antenna Factor (dB/m).

Site: WZ-AC2	Test Date: 2023-12-05
Limit: FCC_2.4G_RE(3m)	Engineer: Bob Zhang
Probe: BBHA9120D_1457_1-18GHz	Polarity: Horizontal
EUT: ACCESS POINT	Power: AC 120V/60Hz
Test Mode: Transmit by 802.11ax-HE20 at 2412MHz	

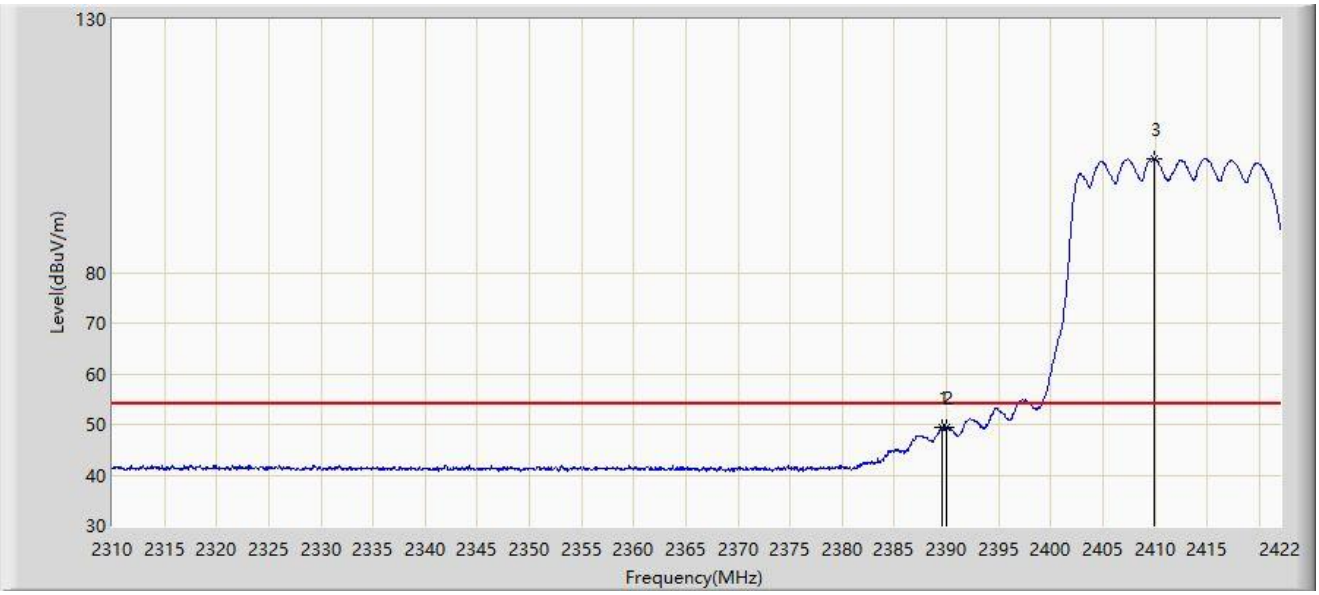

No	Mark	Frequency (MHz)	Measure Level (dBµV/m)	Reading Level (dBµV)	Margin (dB)	Limit (dBµV/m)	Factor (dB/m)	Type
1	*	2389.632	49.561	17.706	-4.439	54.000	31.855	AV
2		2390.000	49.433	17.580	-4.567	54.000	31.853	AV
3		2409.904	102.527	70.770	N/A	N/A	31.757	AV

Note 1: " * ", means this data is the worst emission level.

Note 2: Measure Level (dBµV/m) = Reading Level (dBµV) + Factor (dB/m).

Note 3: Factor (dB/m) = Cable Loss (dB) + Antenna Factor (dB/m).

Site: WZ-AC2	Test Date: 2023-12-05
Limit: FCC_2.4G_RE(3m)	Engineer: Bob Zhang
Probe: BBHA9120D_1457_1-18GHz	Polarity: Vertical
EUT: ACCESS POINT	Power: AC 120V/60Hz
Test Mode: Transmit by 802.11ax-HE20 at 2412MHz	

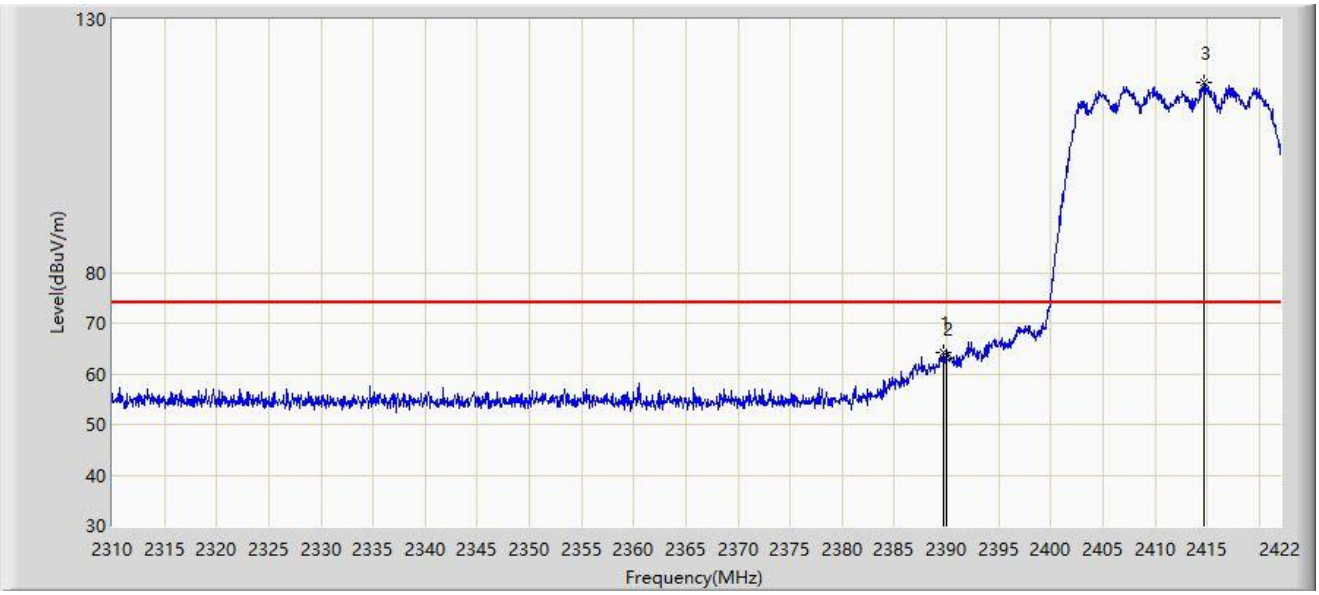

No	Mark	Frequency (MHz)	Measure Level (dBμV/m)	Reading Level (dBμV)	Margin (dB)	Limit (dBμV/m)	Factor (dB/m)	Type
1	*	2389.688	64.081	32.227	-9.919	74.000	31.855	PK
2		2390.000	63.093	31.240	-10.907	74.000	31.853	PK
3		2414.664	117.441	85.699	N/A	N/A	31.742	PK

Note 1: " * ", means this data is the worst emission level.

Note 2: Measure Level (dBμV/m) = Reading Level (dBμV) + Factor (dB/m).

Note 3: Factor (dB/m) = Cable Loss (dB) + Antenna Factor (dB/m).

Site: WZ-AC2	Test Date: 2023-12-05
Limit: FCC_2.4G_RE(3m)	Engineer: Bob Zhang
Probe: BBHA9120D_1457_1-18GHz	Polarity: Vertical
EUT: ACCESS POINT	Power: AC 120V/60Hz
Test Mode: Transmit by 802.11ax-HE20 at 2412MHz	

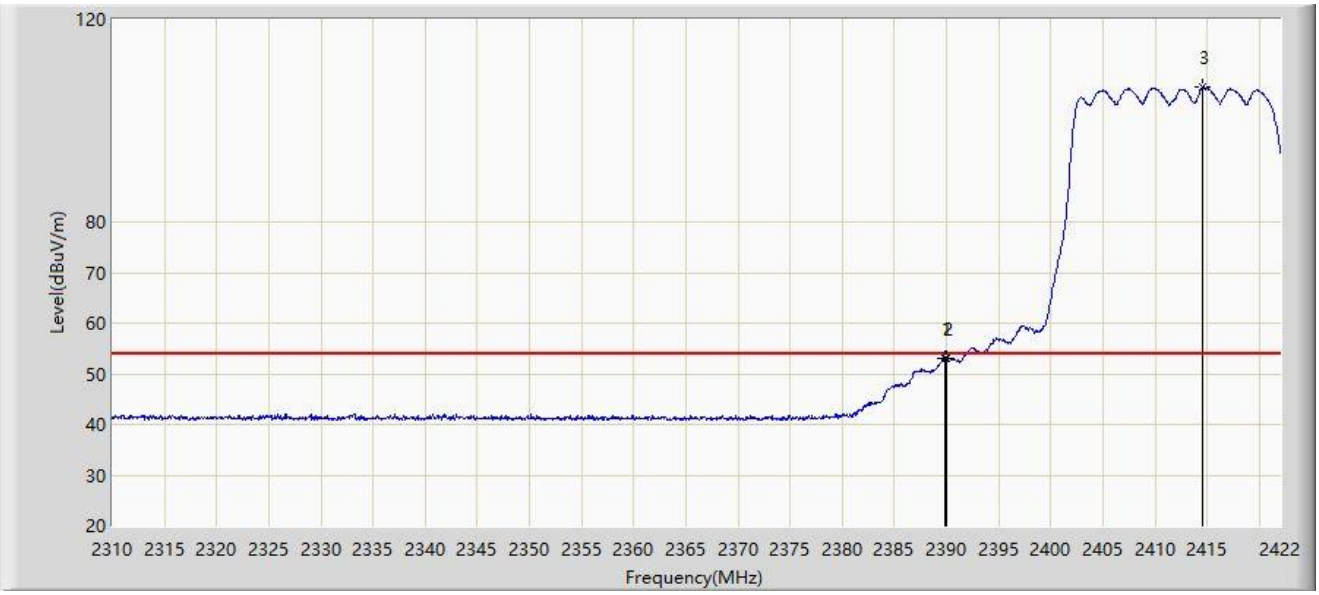

No	Mark	Frequency (MHz)	Measure Level (dBµV/m)	Reading Level (dBµV)	Margin (dB)	Limit (dBµV/m)	Factor (dB/m)	Type
1	*	2389.856	53.047	21.193	-0.953	54.000	31.853	AV
2		2390.000	52.929	21.076	-1.071	54.000	31.853	AV
3		2414.552	106.660	74.918	N/A	N/A	31.742	AV

Note 1: " * ", means this data is the worst emission level.

Note 2: Measure Level (dBµV/m) = Reading Level (dBµV) + Factor (dB/m).

Note 3: Factor (dB/m) = Cable Loss (dB) + Antenna Factor (dB/m).

Site: WZ-AC2	Test Date: 2023-12-05
Limit: FCC_2.4G_RE(3m)	Engineer: Bob Zhang
Probe: BBHA9120D_1457_1-18GHz	Polarity: Horizontal
EUT: ACCESS POINT	Power: AC 120V/60Hz
Test Mode: Transmit by 802.11ax-HE20 at 2462MHz	

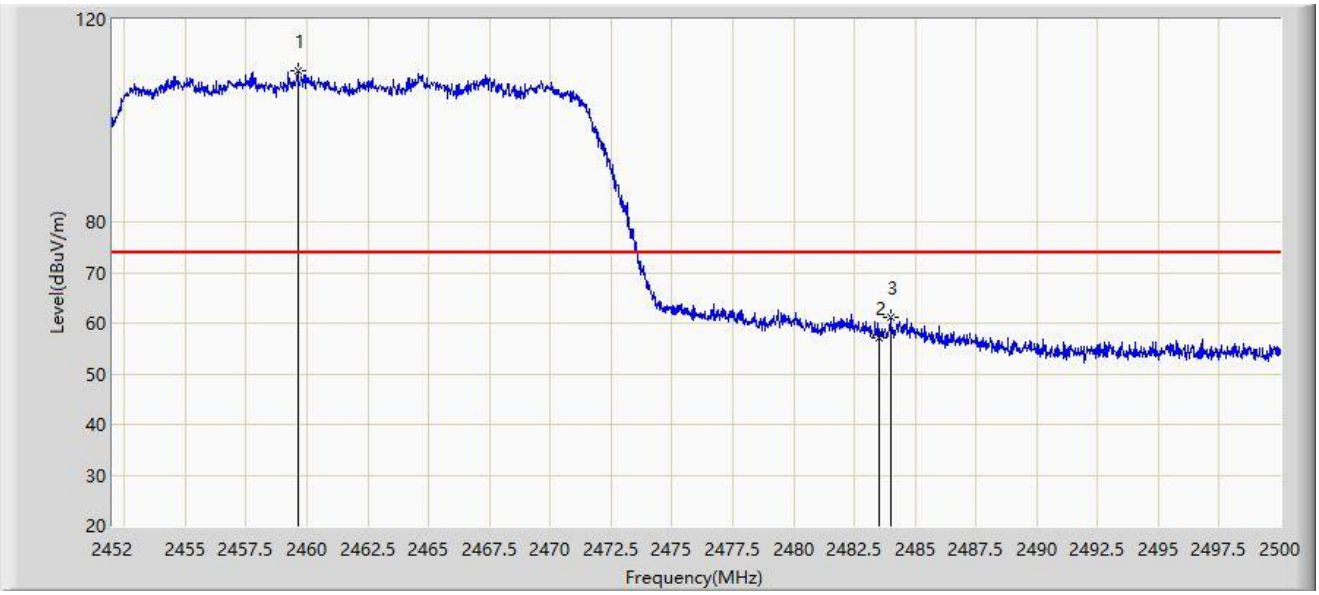

No	Mark	Frequency (MHz)	Measure Level (dBμV/m)	Reading Level (dBμV)	Margin (dB)	Limit (dBμV/m)	Factor (dB/m)	Type
1		2459.632	109.853	78.163	N/A	N/A	31.690	PK
2		2483.500	57.216	25.519	-16.784	74.000	31.696	PK
3	*	2483.992	61.052	29.355	-12.948	74.000	31.697	PK

Note 1: " * ", means this data is the worst emission level.

Note 2: Measure Level (dBμV/m) = Reading Level (dBμV) + Factor (dB/m).

Note 3: Factor (dB/m) = Cable Loss (dB) + Antenna Factor (dB/m).

Site: WZ-AC2	Test Date: 2023-12-05
Limit: FCC_2.4G_RE(3m)	Engineer: Bob Zhang
Probe: BBHA9120D_1457_1-18GHz	Polarity: Horizontal
EUT: ACCESS POINT	Power: AC 120V/60Hz
Test Mode: Transmit by 802.11ax-HE20 at 2462MHz	

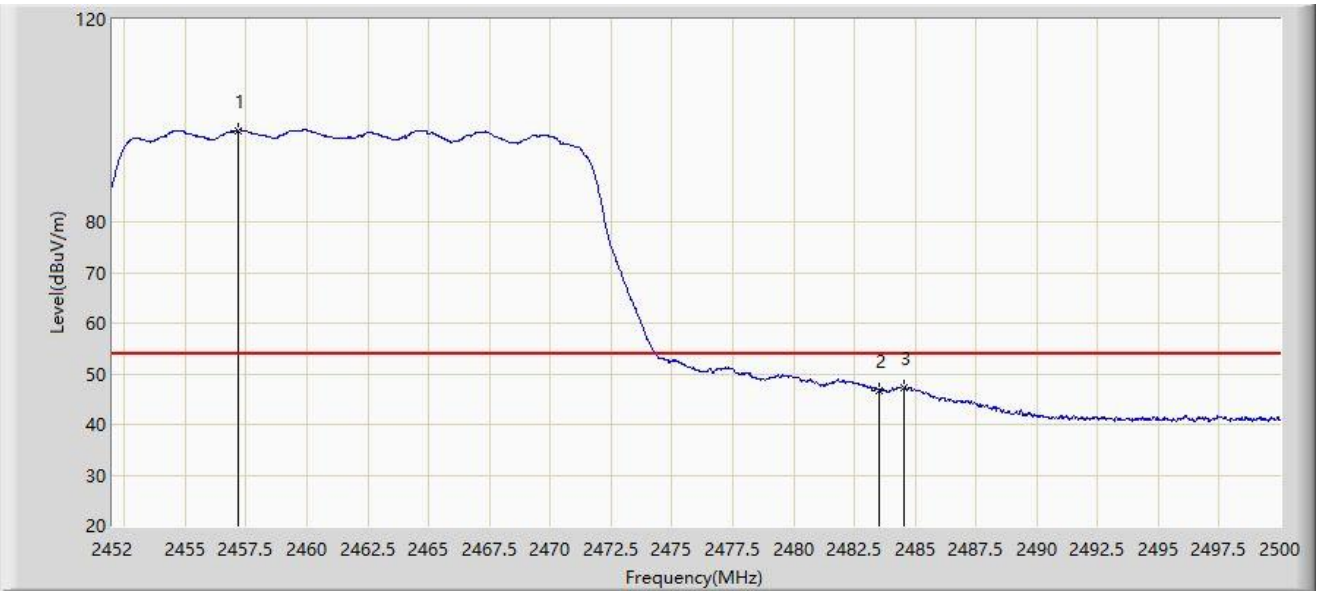

No	Mark	Frequency (MHz)	Measure Level (dBμV/m)	Reading Level (dBμV)	Margin (dB)	Limit (dBμV/m)	Factor (dB/m)	Type
1		2457.184	98.108	66.417	N/A	N/A	31.691	AV
2		2483.500	46.772	15.075	-7.228	54.000	31.696	AV
3	*	2484.544	47.270	15.574	-6.730	54.000	31.696	AV

Note 1: " * ", means this data is the worst emission level.

Note 2: Measure Level (dBμV/m) = Reading Level (dBμV) + Factor (dB/m).

Note 3: Factor (dB/m) = Cable Loss (dB) + Antenna Factor (dB/m).

Site: WZ-AC2	Test Date: 2023-12-05
Limit: FCC_2.4G_RE(3m)	Engineer: Bob Zhang
Probe: BBHA9120D_1457_1-18GHz	Polarity: Vertical
EUT: ACCESS POINT	Power: AC 120V/60Hz
Test Mode: Transmit by 802.11ax-HE20 at 2462MHz	

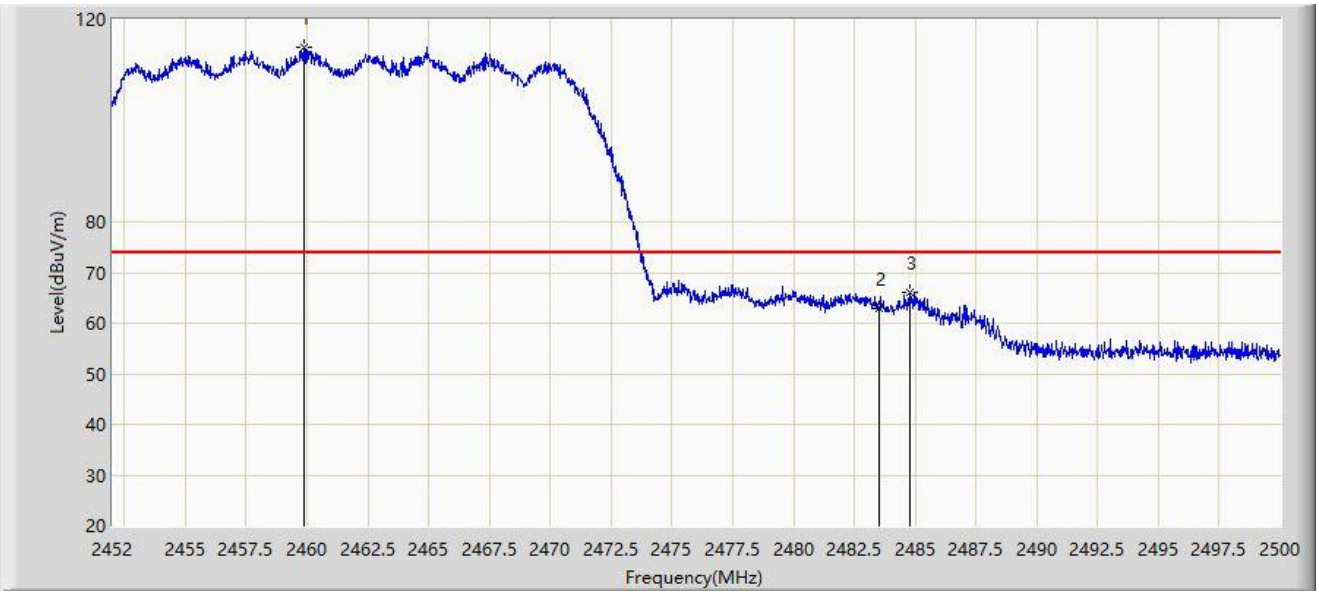

No	Mark	Frequency (MHz)	Measure Level (dBμV/m)	Reading Level (dBμV)	Margin (dB)	Limit (dBμV/m)	Factor (dB/m)	Type
1		2459.872	114.515	82.825	N/A	N/A	31.690	PK
2		2483.500	62.954	31.257	-11.046	74.000	31.696	PK
3	*	2484.808	66.032	34.336	-7.968	74.000	31.696	PK

Note 1: " * ", means this data is the worst emission level.

Note 2: Measure Level (dBμV/m) = Reading Level (dBμV) + Factor (dB/m).

Note 3: Factor (dB/m) = Cable Loss (dB) + Antenna Factor (dB/m).

Site: WZ-AC2	Test Date: 2023-12-05
Limit: FCC_2.4G_RE(3m)	Engineer: Bob Zhang
Probe: BBHA9120D_1457_1-18GHz	Polarity: Vertical
EUT: ACCESS POINT	Power: AC 120V/60Hz
Test Mode: Transmit by 802.11ax-HE20 at 2462MHz	

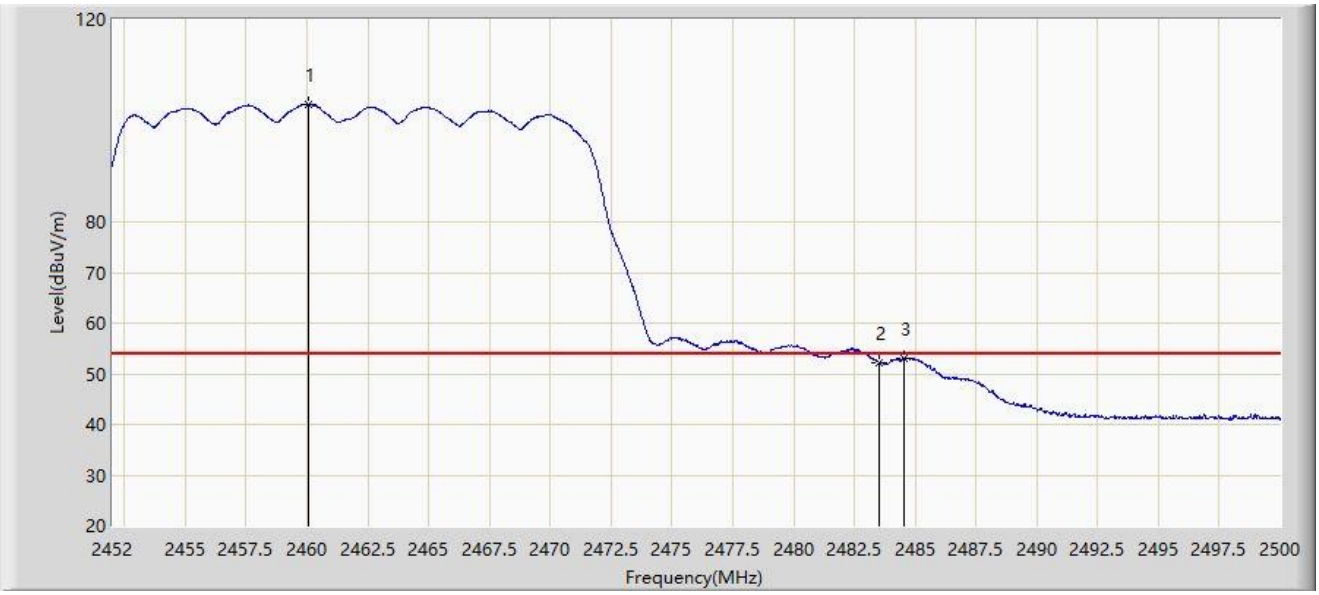

No	Mark	Frequency (MHz)	Measure Level (dBμV/m)	Reading Level (dBμV)	Margin (dB)	Limit (dBμV/m)	Factor (dB/m)	Type
1		2460.040	103.230	71.540	N/A	N/A	31.690	AV
2		2483.500	52.275	20.578	-1.725	54.000	31.696	AV
3	*	2484.568	53.151	21.455	-0.849	54.000	31.696	AV

Note 1: " * ", means this data is the worst emission level.

Note 2: Measure Level (dBμV/m) = Reading Level (dBμV) + Factor (dB/m).

Note 3: Factor (dB/m) = Cable Loss (dB) + Antenna Factor (dB/m).

Site: WZ-AC2	Test Date: 2024-01-26
Limit: FCC_2.4G_RE(3m)	Engineer: Bob Zhang
Probe: BBHA9120D_1457_1-18GHz	Polarity: Horizontal
EUT: ACCESS POINT	Power: AC 120V/60Hz
Test Mode: Transmit by 802.11ax-HE40 at 2422MHz	

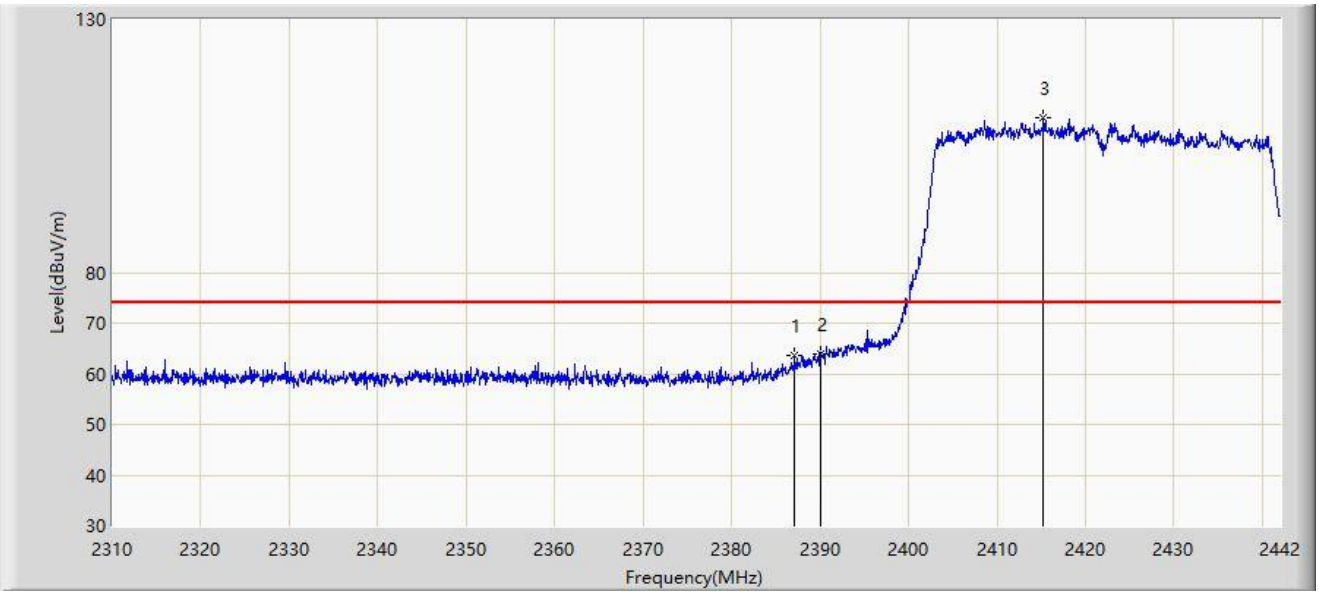

No	Mark	Frequency (MHz)	Measure Level (dBμV/m)	Reading Level (dBμV)	Margin (dB)	Limit (dBμV/m)	Factor (dB/m)	Type
1		2387.154	63.734	31.865	-10.266	74.000	31.869	PK
2	*	2390.000	64.034	32.181	-9.966	74.000	31.853	PK
3		2415.270	110.450	78.710	N/A	N/A	31.740	PK

Note 1: " * ", means this data is the worst emission level.

Note 2: Measure Level (dBμV/m) = Reading Level (dBμV) + Factor (dB/m).

Note 3: Factor (dB/m) = Cable Loss (dB) + Antenna Factor (dB/m).

Site: WZ-AC2	Test Date: 2024-01-26
Limit: FCC_2.4G_RE(3m)	Engineer: Bob Zhang
Probe: BBHA9120D_1457_1-18GHz	Polarity: Horizontal
EUT: ACCESS POINT	Power: AC 120V/60Hz
Test Mode: Transmit by 802.11ax-HE40 at 2422MHz	

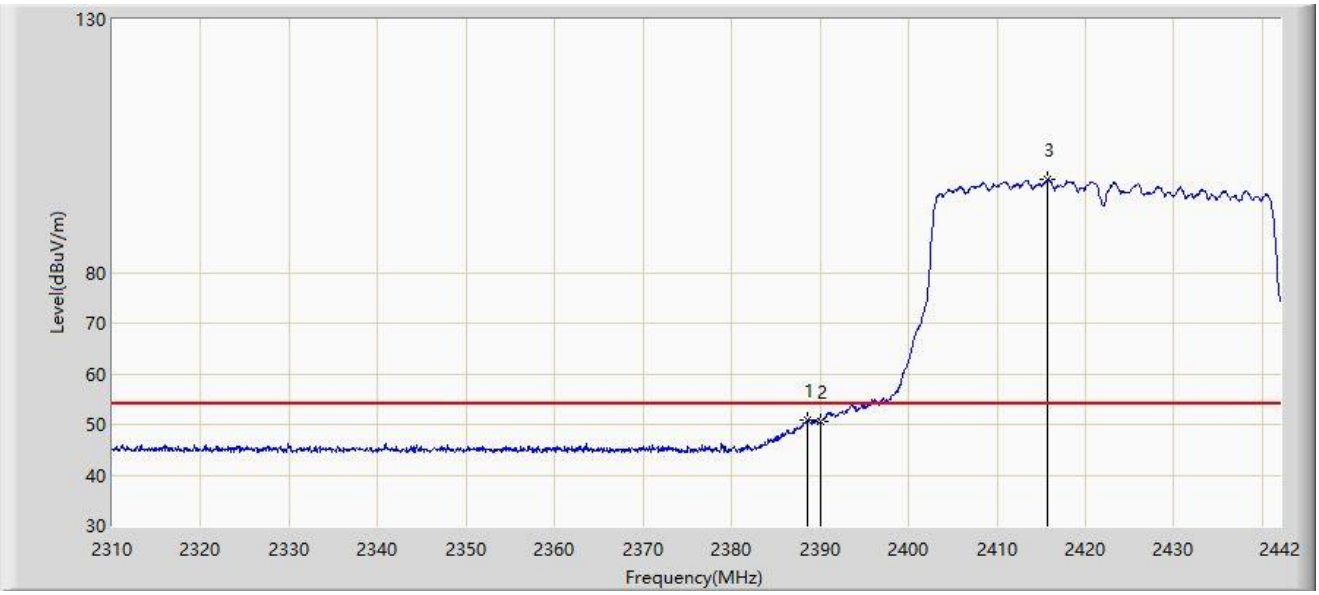

No	Mark	Frequency (MHz)	Measure Level (dBμV/m)	Reading Level (dBμV)	Margin (dB)	Limit (dBμV/m)	Factor (dB/m)	Type
1	*	2388.606	51.004	19.143	-2.996	54.000	31.860	AV
2		2390.000	50.479	18.626	-3.521	54.000	31.853	AV
3		2415.732	98.381	66.643	N/A	N/A	31.739	AV

Note 1: " * ", means this data is the worst emission level.

Note 2: Measure Level (dBμV/m) = Reading Level (dBμV) + Factor (dB/m).

Note 3: Factor (dB/m) = Cable Loss (dB) + Antenna Factor (dB/m).

Site: WZ-AC2	Test Date: 2024-01-26
Limit: FCC_2.4G_RE(3m)	Engineer: Bob Zhang
Probe: BBHA9120D_1457_1-18GHz	Polarity: Vertical
EUT: ACCESS POINT	Power: AC 120V/60Hz
Test Mode: Transmit by 802.11ax-HE40 at 2422MHz	

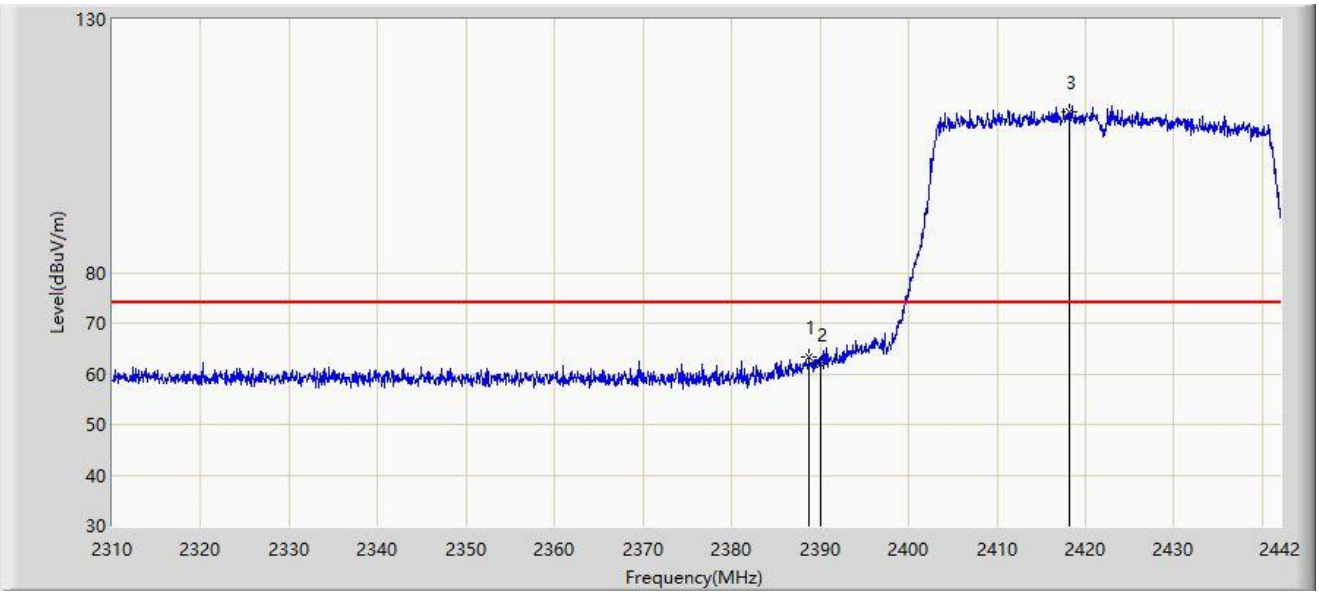

No	Mark	Frequency (MHz)	Measure Level (dBμV/m)	Reading Level (dBμV)	Margin (dB)	Limit (dBμV/m)	Factor (dB/m)	Type
1	*	2388.738	63.377	31.517	-10.623	74.000	31.860	PK
2		2390.000	61.923	30.070	-12.077	74.000	31.853	PK
3		2418.240	111.631	79.900	N/A	N/A	31.730	PK

Note 1: " * ", means this data is the worst emission level.

Note 2: Measure Level (dBμV/m) = Reading Level (dBμV) + Factor (dB/m).

Note 3: Factor (dB/m) = Cable Loss (dB) + Antenna Factor (dB/m).

Site: WZ-AC2	Test Date: 2024-01-26
Limit: FCC_2.4G_RE(3m)	Engineer: Bob Zhang
Probe: BBHA9120D_1457_1-18GHz	Polarity: Vertical
EUT: ACCESS POINT	Power: AC 120V/60Hz
Test Mode: Transmit by 802.11ax-HE40 at 2422MHz	

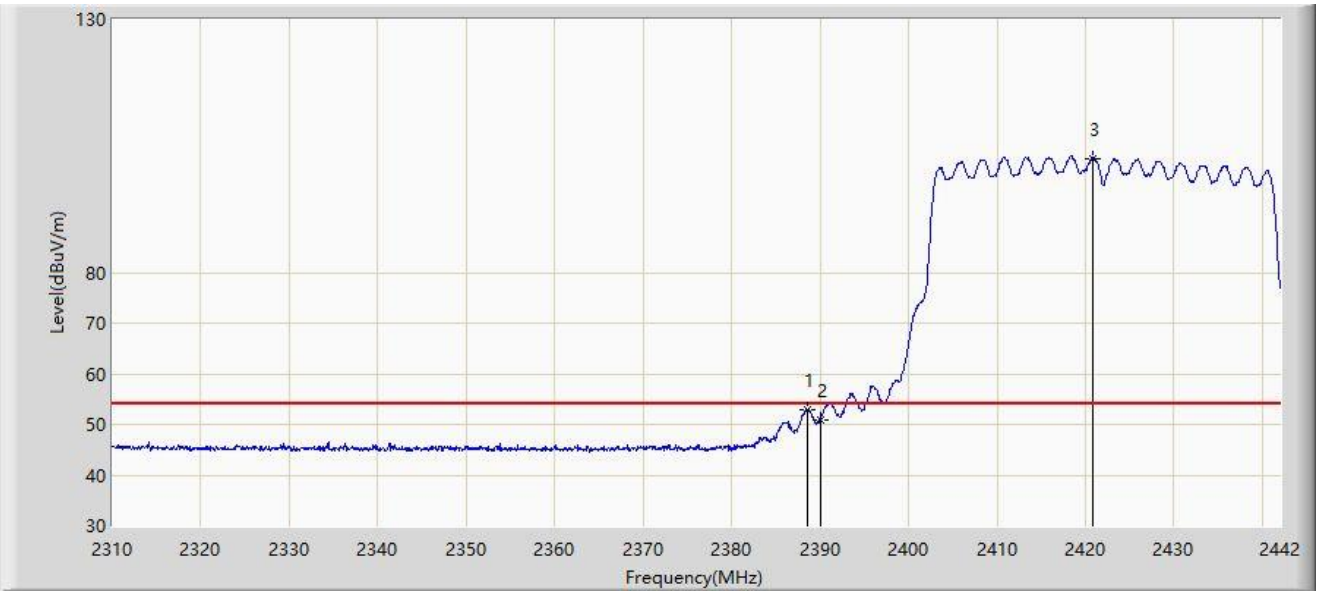

No	Mark	Frequency (MHz)	Measure Level (dBμV/m)	Reading Level (dBμV)	Margin (dB)	Limit (dBμV/m)	Factor (dB/m)	Type
1	*	2388.540	53.012	21.151	-0.988	54.000	31.861	AV
2		2390.000	50.790	18.937	-3.210	54.000	31.853	AV
3		2420.880	102.543	70.819	N/A	N/A	31.724	AV

Note 1: " * ", means this data is the worst emission level.

Note 2: Measure Level (dBμV/m) = Reading Level (dBμV) + Factor (dB/m).

Note 3: Factor (dB/m) = Cable Loss (dB) + Antenna Factor (dB/m).

Site: WZ-AC2	Test Date: 2024-01-26
Limit: FCC_2.4G_RE(3m)	Engineer: Bob Zhang
Probe: BBHA9120D_1457_1-18GHz	Polarity: Horizontal
EUT: ACCESS POINT	Power: AC 120V/60Hz
Test Mode: Transmit by 802.11ax-HE40 at 2452MHz	

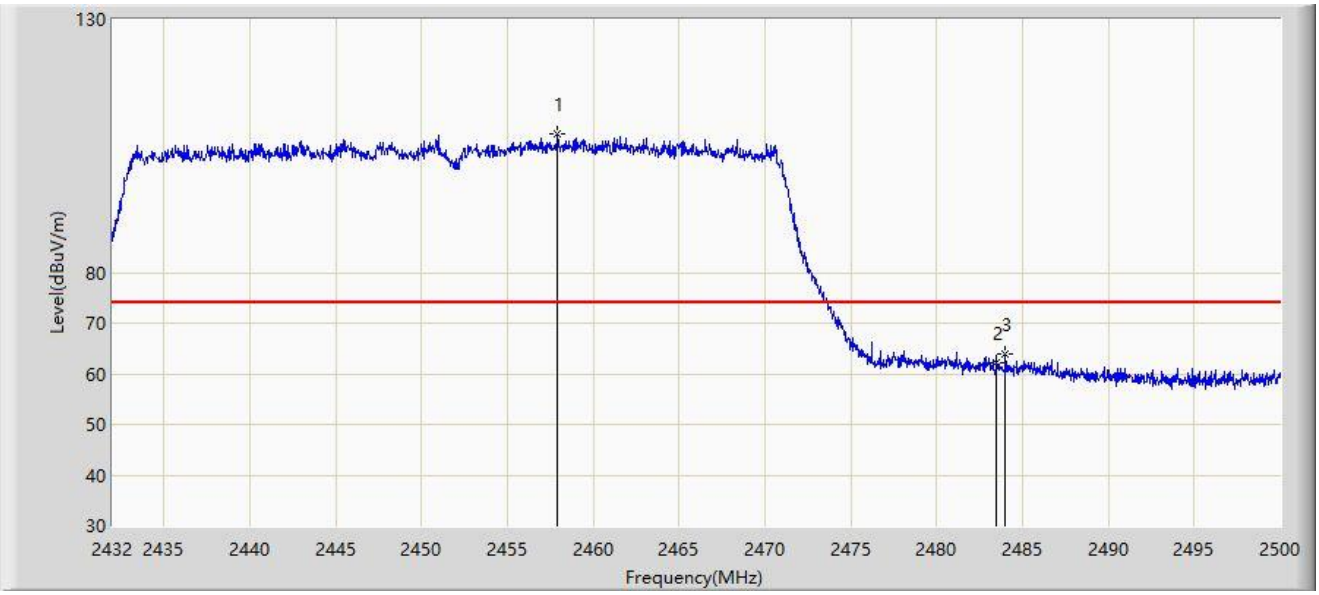

No	Mark	Frequency (MHz)	Measure Level (dBμV/m)	Reading Level (dBμV)	Margin (dB)	Limit (dBμV/m)	Factor (dB/m)	Type
1		2457.942	107.325	75.634	N/A	N/A	31.691	PK
2		2483.500	62.231	30.534	-11.769	74.000	31.696	PK
3	*	2483.986	63.808	32.111	-10.192	74.000	31.697	PK

Note 1: " * ", means this data is the worst emission level.

Note 2: Measure Level (dBμV/m) = Reading Level (dBμV) + Factor (dB/m).

Note 3: Factor (dB/m) = Cable Loss (dB) + Antenna Factor (dB/m).

Site: WZ-AC2	Test Date: 2024-01-26
Limit: FCC_2.4G_RE(3m)	Engineer: Bob Zhang
Probe: BBHA9120D_1457_1-18GHz	Polarity: Horizontal
EUT: ACCESS POINT	Power: AC 120V/60Hz
Test Mode: Transmit by 802.11ax-HE40 at 2452MHz	

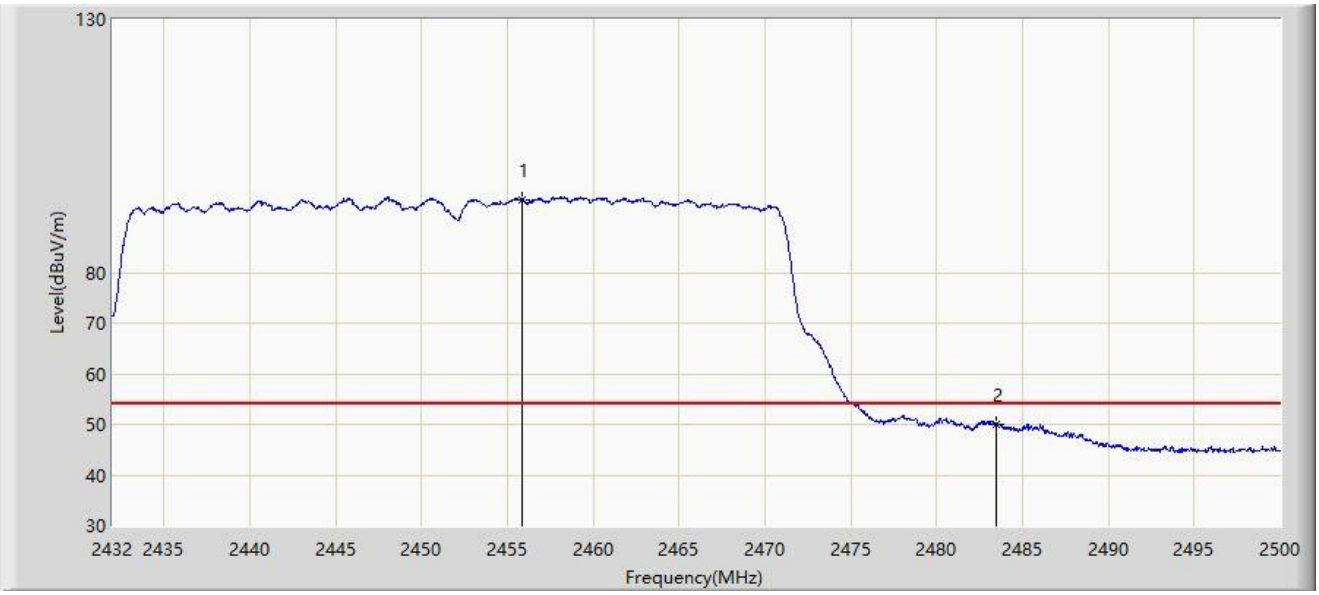

No	Mark	Frequency (MHz)	Measure Level (dBμV/m)	Reading Level (dBμV)	Margin (dB)	Limit (dBμV/m)	Factor (dB/m)	Type
1		2455.834	94.446	62.754	N/A	N/A	31.691	AV
2	*	2483.500	50.120	18.423	-3.880	54.000	31.696	AV

Note 1: " * ", means this data is the worst emission level.

Note 2: Measure Level (dBμV/m) = Reading Level (dBμV) + Factor (dB/m).

Note 3: Factor (dB/m) = Cable Loss (dB) + Antenna Factor (dB/m).

Site: WZ-AC2	Test Date: 2024-01-26
Limit: FCC_2.4G_RE(3m)	Engineer: Bob Zhang
Probe: BBHA9120D_1457_1-18GHz	Polarity: Vertical
EUT: ACCESS POINT	Power: AC 120V/60Hz
Test Mode: Transmit by 802.11ax-HE40 at 2452MHz	

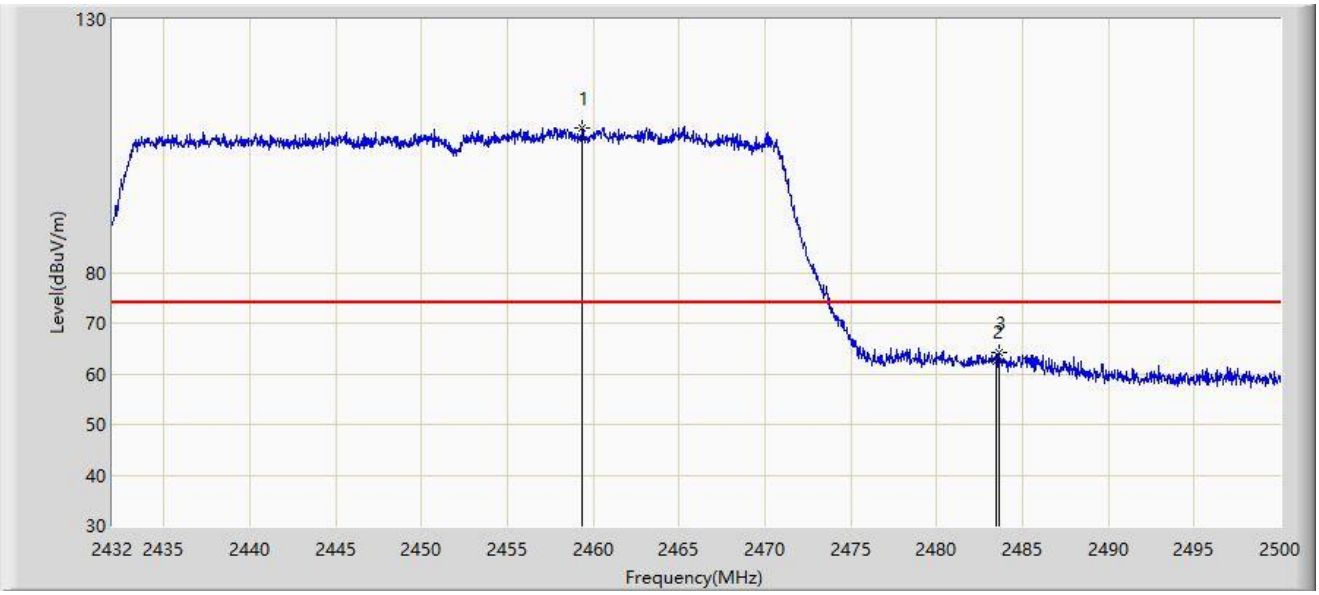

No	Mark	Frequency (MHz)	Measure Level (dBμV/m)	Reading Level (dBμV)	Margin (dB)	Limit (dBμV/m)	Factor (dB/m)	Type
1		2459.370	108.468	76.778	N/A	N/A	31.690	PK
2		2483.500	62.571	30.874	-11.429	74.000	31.696	PK
3	*	2483.680	64.233	32.536	-9.767	74.000	31.697	PK

Note 1: " * ", means this data is the worst emission level.

Note 2: Measure Level (dBμV/m) = Reading Level (dBμV) + Factor (dB/m).

Note 3: Factor (dB/m) = Cable Loss (dB) + Antenna Factor (dB/m).

Site: WZ-AC2	Test Date: 2024-01-26
Limit: FCC_2.4G_RE(3m)	Engineer: Bob Zhang
Probe: BBHA9120D_1457_1-18GHz	Polarity: Vertical
EUT: ACCESS POINT	Power: AC 120V/60Hz
Test Mode: Transmit by 802.11ax-HE40 at 2452MHz	

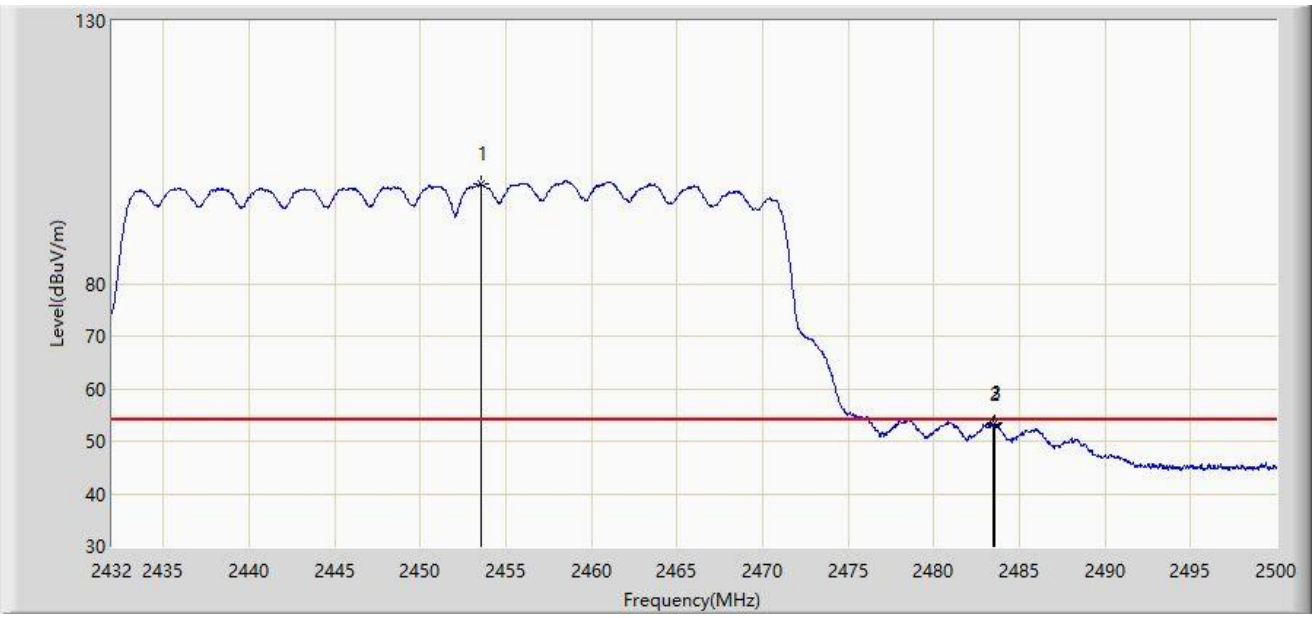

No	Mark	Frequency (MHz)	Measure Level (dBμV/m)	Reading Level (dBμV)	Margin (dB)	Limit (dBμV/m)	Factor (dB/m)	Type
1		2453.522	99.128	67.433	N/A	N/A	31.696	AV
2		2483.500	53.225	21.528	-0.775	54.000	31.696	AV
3	*	2483.544	53.339	21.642	-0.661	54.000	31.696	AV

Note 1: " * ", means this data is the worst emission level.

Note 2: Measure Level (dBμV/m) = Reading Level (dBμV) + Factor (dB/m).

Note 3: Factor (dB/m) = Cable Loss (dB) + Antenna Factor (dB/m).

Site: WZ-AC2	Test Date: 2023-12-05
Limit: FCC_2.4G_RE(3m)	Engineer: Bob Zhang
Probe: BBHA9120D_1457_1-18GHz	Polarity: Horizontal
EUT: ACCESS POINT	Power: AC 120V/60Hz
Test Mode: Transmit by 802.11be-EHT20 at 2412MHz	

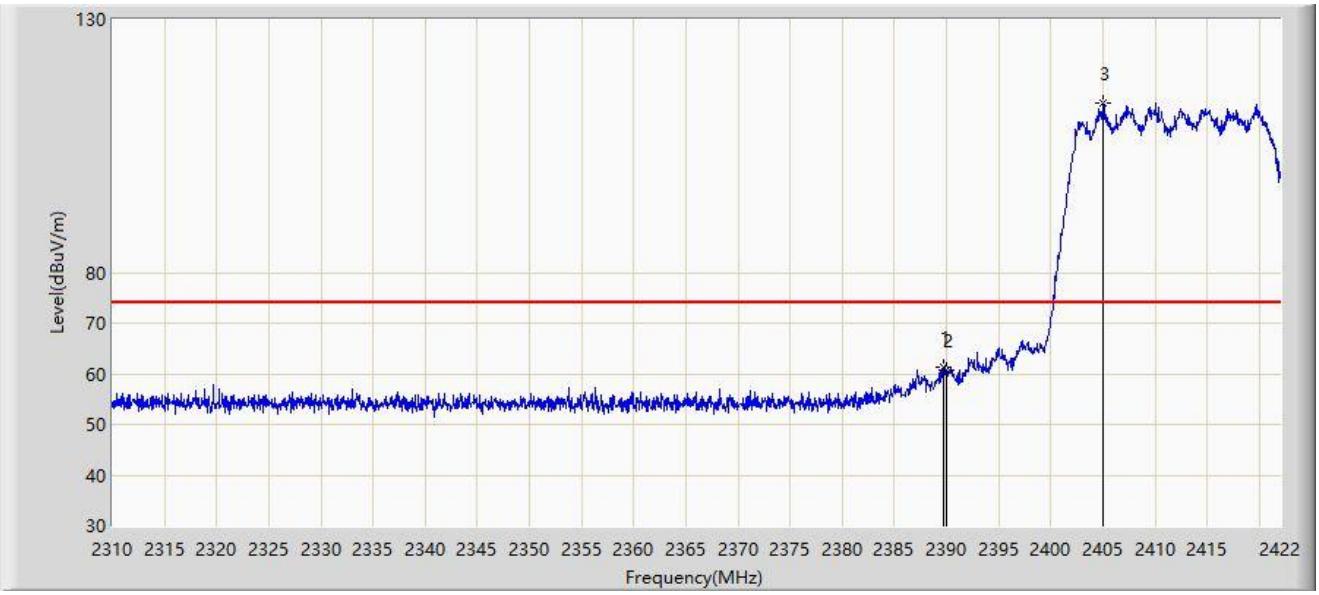

No	Mark	Frequency (MHz)	Measure Level (dBµV/m)	Reading Level (dBµV)	Margin (dB)	Limit (dBµV/m)	Factor (dB/m)	Type
1	*	2389.744	61.359	29.505	-12.641	74.000	31.855	PK
2		2390.000	60.623	28.770	-13.377	74.000	31.853	PK
3		2405.032	113.390	81.616	N/A	N/A	31.774	PK

Note 1: " * ", means this data is the worst emission level.

Note 2: Measure Level (dBµV/m) = Reading Level (dBµV) + Factor (dB/m).

Note 3: Factor (dB/m) = Cable Loss (dB) + Antenna Factor (dB/m).

Site: WZ-AC2	Test Date: 2023-12-05
Limit: FCC_2.4G_RE(3m)	Engineer: Bob Zhang
Probe: BBHA9120D_1457_1-18GHz	Polarity: Horizontal
EUT: ACCESS POINT	Power: AC 120V/60Hz
Test Mode: Transmit by 802.11be-EHT20 at 2412MHz	

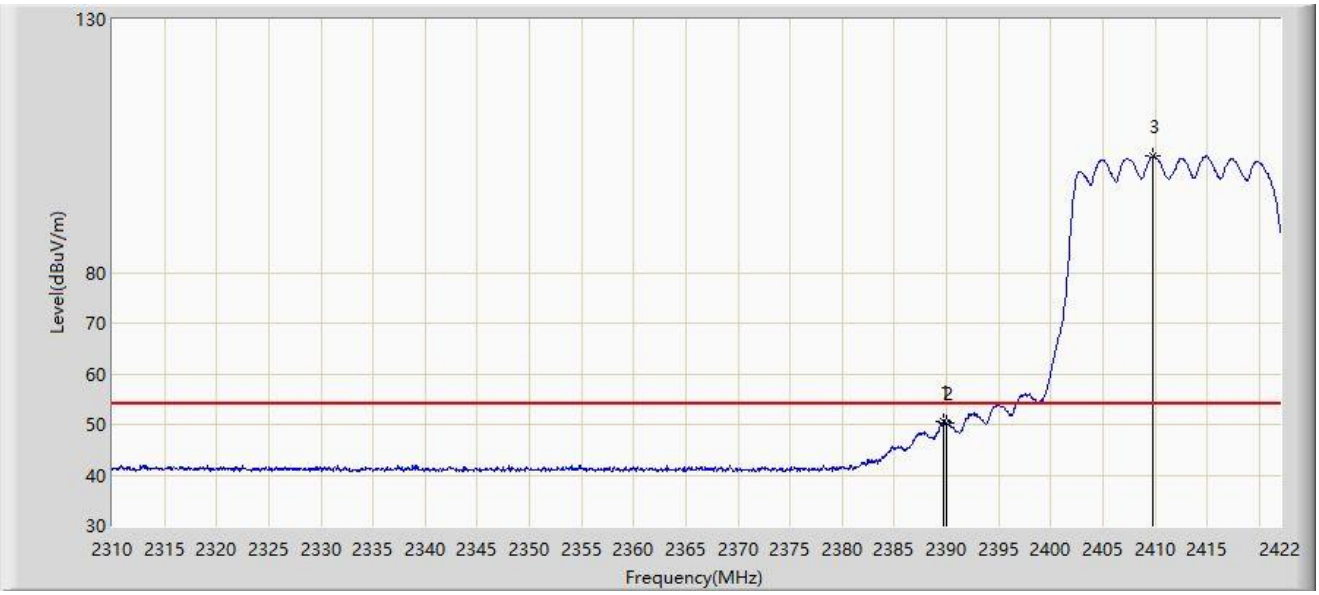

No	Mark	Frequency (MHz)	Measure Level (dBµV/m)	Reading Level (dBµV)	Margin (dB)	Limit (dBµV/m)	Factor (dB/m)	Type
1	*	2389.688	50.562	18.708	-3.438	54.000	31.855	AV
2		2390.000	50.364	18.511	-3.636	54.000	31.853	AV
3		2409.792	102.928	71.170	N/A	N/A	31.757	AV

Note 1: " * ", means this data is the worst emission level.

Note 2: Measure Level (dBµV/m) = Reading Level (dBµV) + Factor (dB/m).

Note 3: Factor (dB/m) = Cable Loss (dB) + Antenna Factor (dB/m).

Site: WZ-AC2	Test Date: 2023-12-05
Limit: FCC_2.4G_RE(3m)	Engineer: Bob Zhang
Probe: BBHA9120D_1457_1-18GHz	Polarity: Vertical
EUT: ACCESS POINT	Power: AC 120V/60Hz
Test Mode: Transmit by 802.11be-EHT20 at 2412MHz	

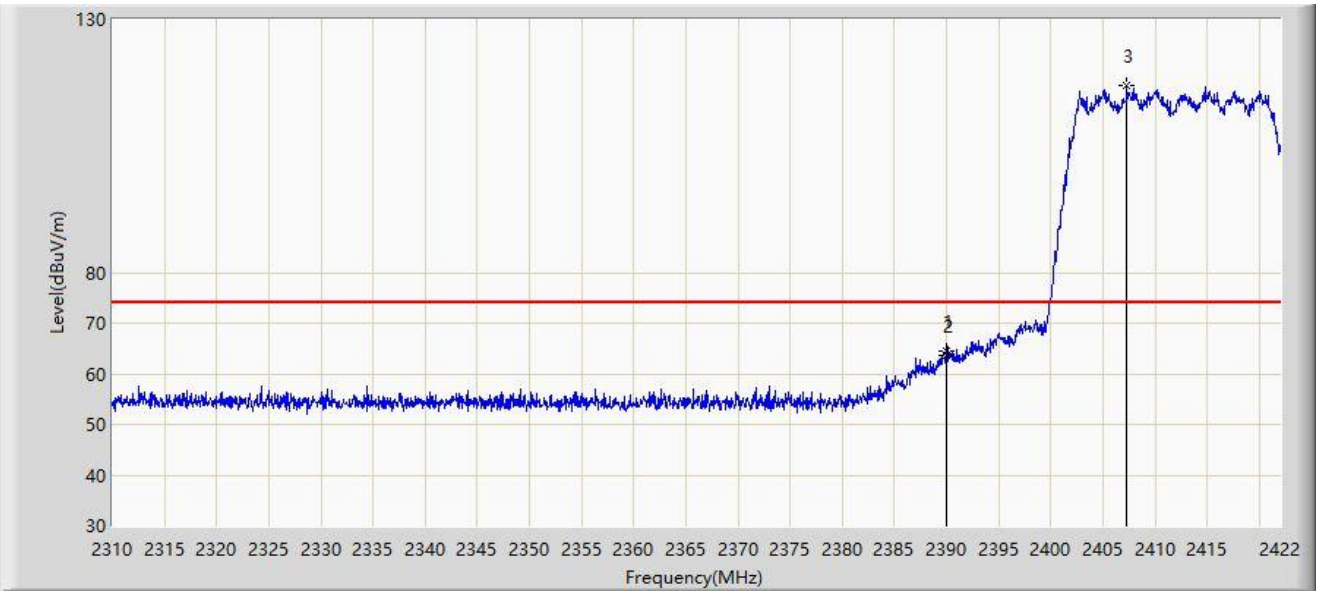

No	Mark	Frequency (MHz)	Measure Level (dBµV/m)	Reading Level (dBµV)	Margin (dB)	Limit (dBµV/m)	Factor (dB/m)	Type
1	*	2389.968	64.559	32.706	-9.441	74.000	31.853	PK
2		2390.000	63.701	31.848	-10.299	74.000	31.853	PK
3		2407.328	116.932	85.166	N/A	N/A	31.766	PK

Note 1: " * ", means this data is the worst emission level.

Note 2: Measure Level (dBµV/m) = Reading Level (dBµV) + Factor (dB/m).

Note 3: Factor (dB/m) = Cable Loss (dB) + Antenna Factor (dB/m).

Site: WZ-AC2	Test Date: 2023-12-05
Limit: FCC_2.4G_RE(3m)	Engineer: Bob Zhang
Probe: BBHA9120D_1457_1-18GHz	Polarity: Vertical
EUT: ACCESS POINT	Power: AC 120V/60Hz
Test Mode: Transmit by 802.11be-EHT20 at 2412MHz	

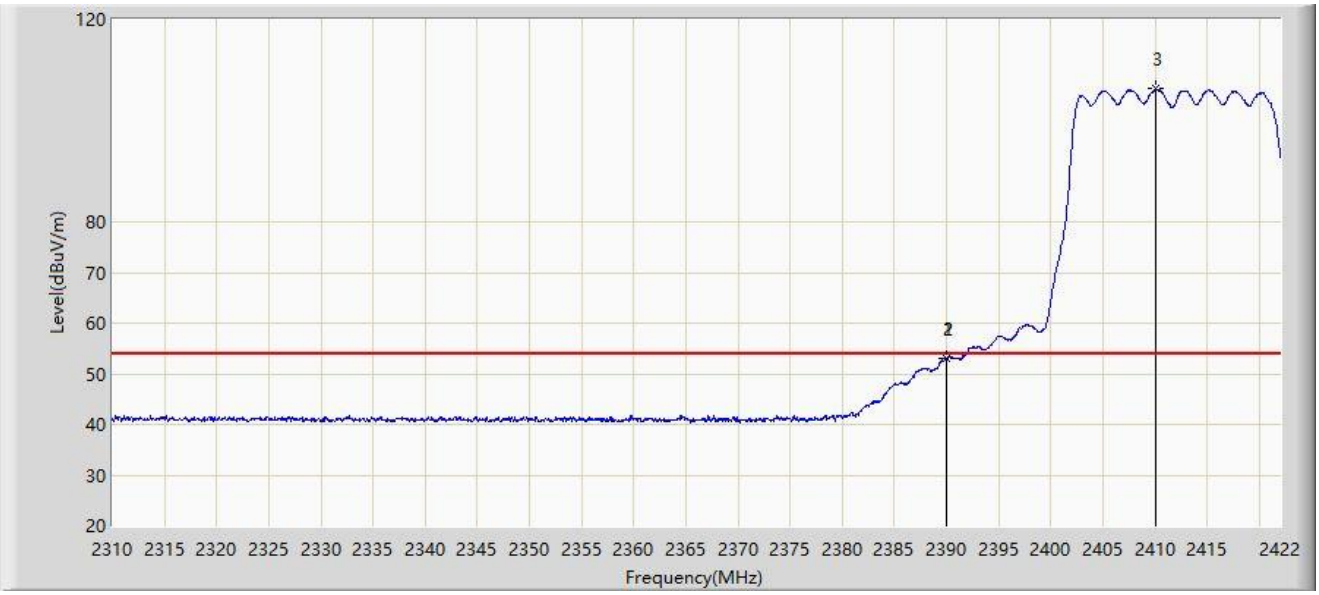

No	Mark	Frequency (MHz)	Measure Level (dBμV/m)	Reading Level (dBμV)	Margin (dB)	Limit (dBμV/m)	Factor (dB/m)	Type
1	*	2389.968	53.139	21.286	-0.861	54.000	31.853	AV
2		2390.000	53.111	21.258	-0.889	54.000	31.853	AV
3		2410.072	106.250	74.493	N/A	N/A	31.756	AV

Note 1: " * ", means this data is the worst emission level.

Note 2: Measure Level (dBμV/m) = Reading Level (dBμV) + Factor (dB/m).

Note 3: Factor (dB/m) = Cable Loss (dB) + Antenna Factor (dB/m).

Site: WZ-AC2	Test Date: 2023-12-05
Limit: FCC_2.4G_RE(3m)	Engineer: Bob Zhang
Probe: BBHA9120D_1457_1-18GHz	Polarity: Horizontal
EUT: ACCESS POINT	Power: AC 120V/60Hz
Test Mode: Transmit by 802.11be-EHT20 at 2462MHz	

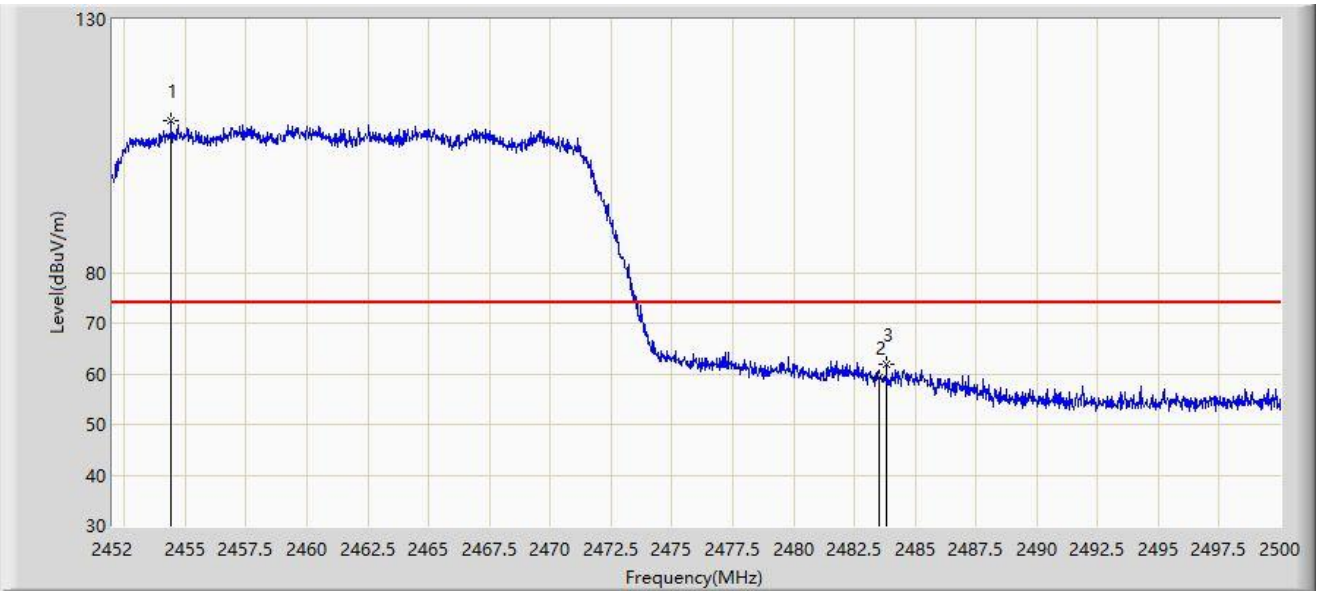

No	Mark	Frequency (MHz)	Measure Level (dBμV/m)	Reading Level (dBμV)	Margin (dB)	Limit (dBμV/m)	Factor (dB/m)	Type
1		2454.424	109.939	78.245	N/A	N/A	31.694	PK
2		2483.500	59.208	27.511	-14.792	74.000	31.696	PK
3	*	2483.824	61.772	30.075	-12.228	74.000	31.697	PK

Note 1: " * ", means this data is the worst emission level.

Note 2: Measure Level (dBμV/m) = Reading Level (dBμV) + Factor (dB/m).

Note 3: Factor (dB/m) = Cable Loss (dB) + Antenna Factor (dB/m).

Site: WZ-AC2	Test Date: 2023-12-05
Limit: FCC_2.4G_RE(3m)	Engineer: Bob Zhang
Probe: BBHA9120D_1457_1-18GHz	Polarity: Horizontal
EUT: ACCESS POINT	Power: AC 120V/60Hz
Test Mode: Transmit by 802.11be-EHT20 at 2462MHz	

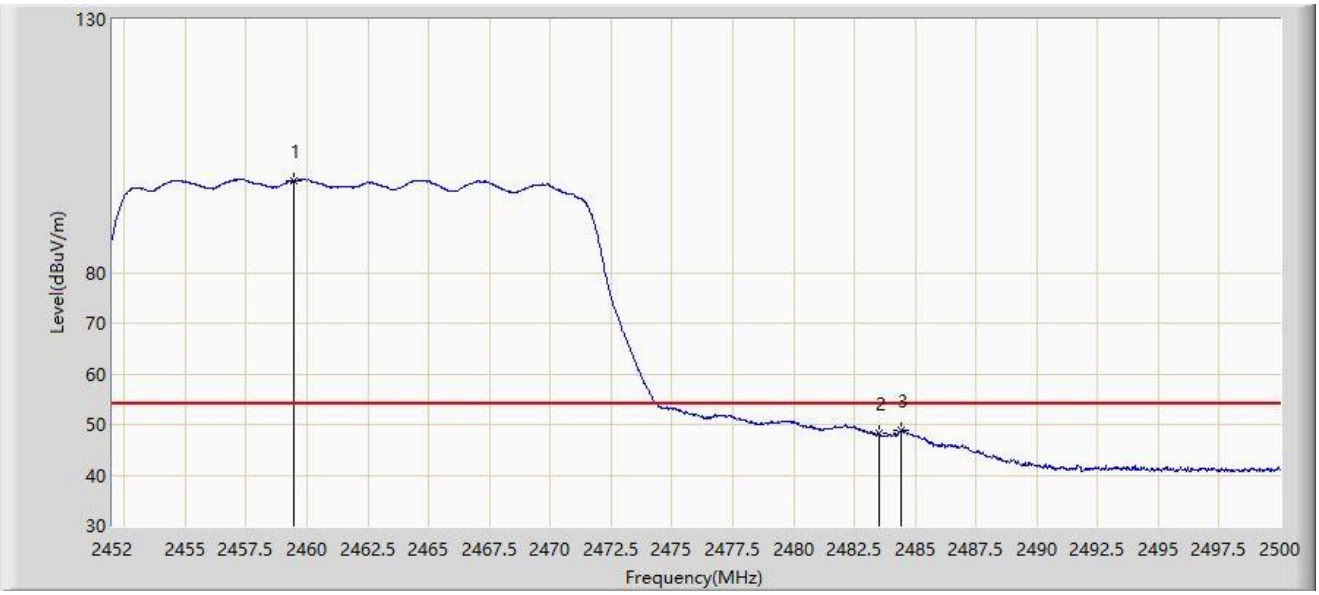

No	Mark	Frequency (MHz)	Measure Level (dBμV/m)	Reading Level (dBμV)	Margin (dB)	Limit (dBμV/m)	Factor (dB/m)	Type
1		2459.440	98.206	66.516	N/A	N/A	31.690	AV
2		2483.500	48.204	16.507	-5.796	54.000	31.696	AV
3	*	2484.424	48.793	17.097	-5.207	54.000	31.697	AV

Note 1: " * ", means this data is the worst emission level.

Note 2: Measure Level (dBμV/m) = Reading Level (dBμV) + Factor (dB/m).

Note 3: Factor (dB/m) = Cable Loss (dB) + Antenna Factor (dB/m).

Site: WZ-AC2	Test Date: 2023-12-05
Limit: FCC_2.4G_RE(3m)	Engineer: Bob Zhang
Probe: BBHA9120D_1457_1-18GHz	Polarity: Vertical
EUT: ACCESS POINT	Power: AC 120V/60Hz
Test Mode: Transmit by 802.11be-EHT20 at 2462MHz	

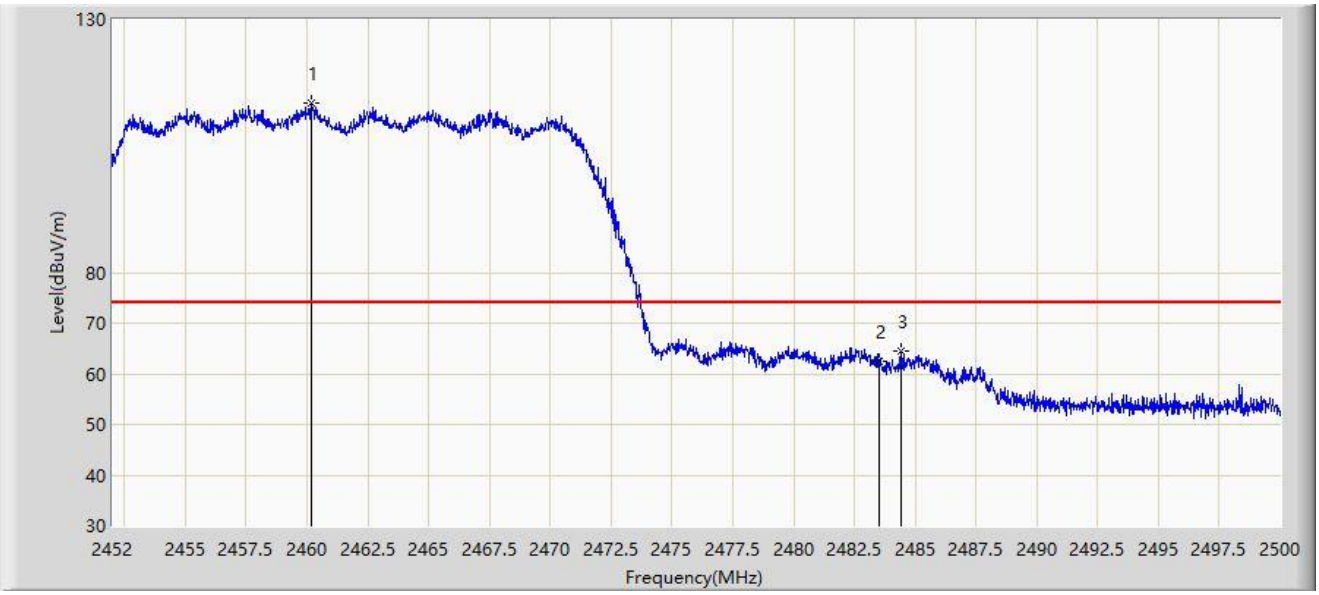

No	Mark	Frequency (MHz)	Measure Level (dBμV/m)	Reading Level (dBμV)	Margin (dB)	Limit (dBμV/m)	Factor (dB/m)	Type
1		2460.184	113.512	81.822	N/A	N/A	31.689	PK
2		2483.500	62.373	30.676	-11.627	74.000	31.696	PK
3	*	2484.400	64.460	32.764	-9.540	74.000	31.697	PK

Note 1: " * ", means this data is the worst emission level.

Note 2: Measure Level (dBμV/m) = Reading Level (dBμV) + Factor (dB/m).

Note 3: Factor (dB/m) = Cable Loss (dB) + Antenna Factor (dB/m).

Site: WZ-AC2	Test Date: 2023-12-05
Limit: FCC_2.4G_RE(3m)	Engineer: Bob Zhang
Probe: BBHA9120D_1457_1-18GHz	Polarity: Vertical
EUT: ACCESS POINT	Power: AC 120V/60Hz
Test Mode: Transmit by 802.11be-EHT20 at 2462MHz	

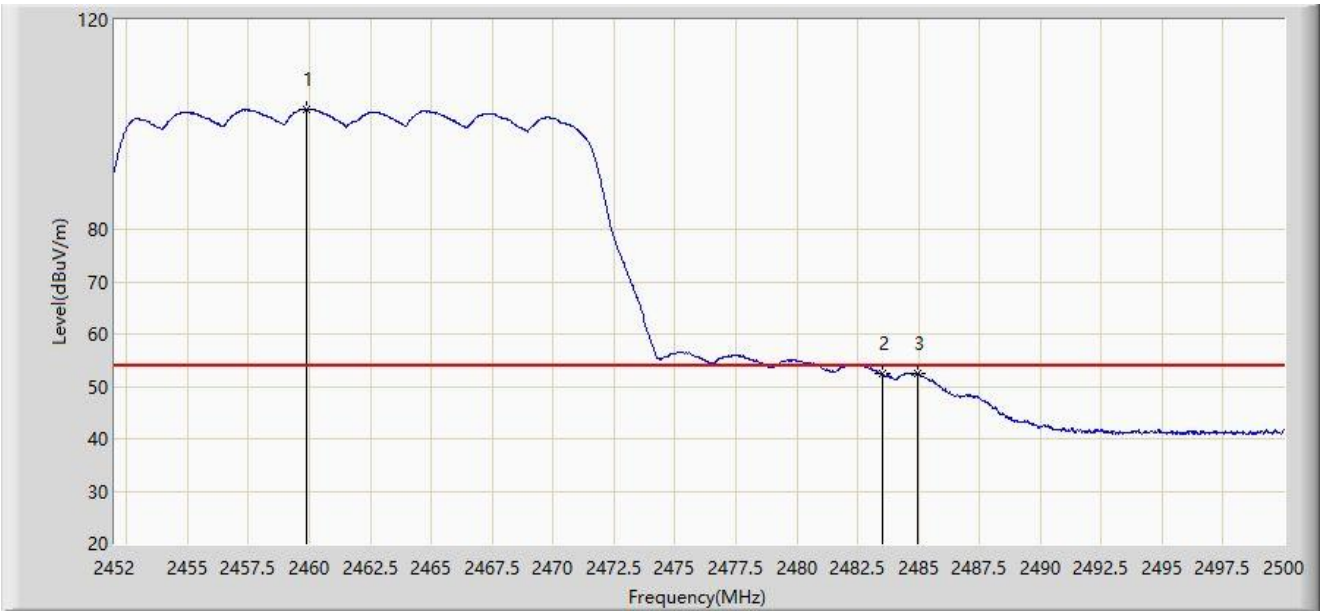

No	Mark	Frequency (MHz)	Measure Level (dBμV/m)	Reading Level (dBμV)	Margin (dB)	Limit (dBμV/m)	Factor (dB/m)	Type
1		2459.896	102.911	71.221	N/A	N/A	31.690	AV
2		2483.500	52.341	20.644	-1.659	54.000	31.696	AV
3	*	2484.976	52.569	20.873	-1.431	54.000	31.696	AV

Note 1: " * ", means this data is the worst emission level.

Note 2: Measure Level (dBμV/m) = Reading Level (dBμV) + Factor (dB/m).

Note 3: Factor (dB/m) = Cable Loss (dB) + Antenna Factor (dB/m).