Site: WZ-AC2	Test Date: 2023-11-30
Limit: FCC_5.9G_RE(3m)	Engineer: Bob Zhang
Probe: BBHA9120D_1457_1-18GHz	Polarity: Horizontal
EUT: ACCESS POINT	Power: AC 120V/60Hz
Test Mode: Transmit by 802.11ax-HE40 at 5835MHz	

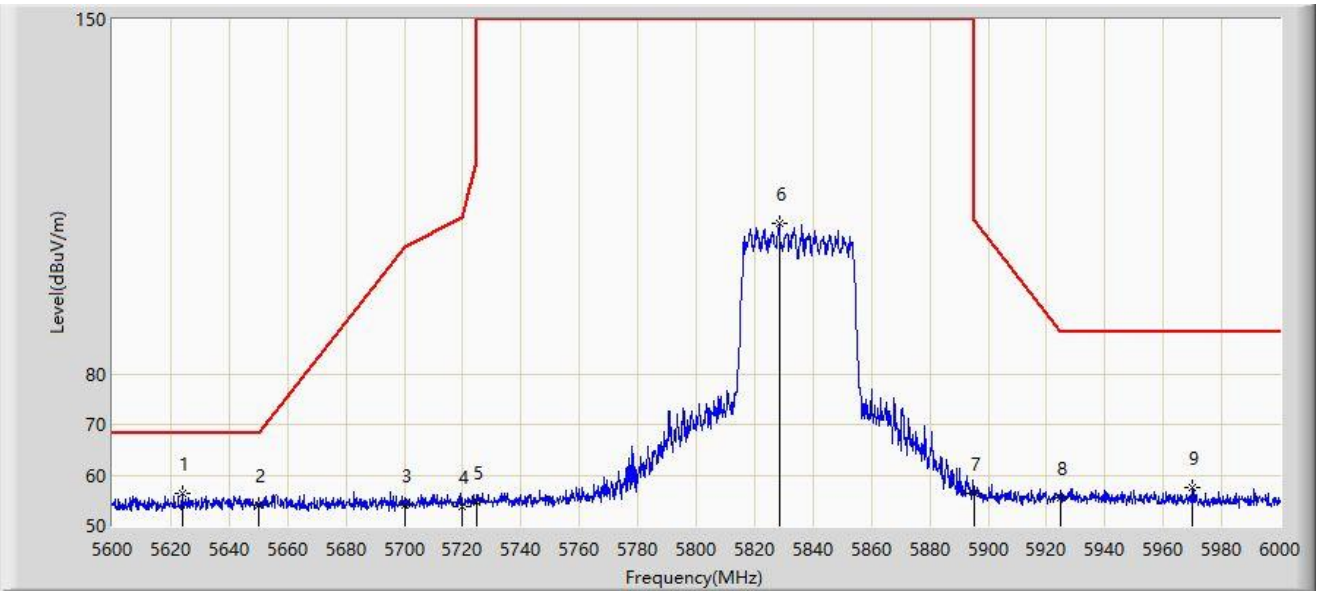

No	Flag	Mark	Frequency (MHz)	Measure Level (dBuV/m)	Reading Level (dBuV)	Margin (dB)	Limit (dBuV/m)	Factor (dB/m)	Type
1		*	5624.000	56.382	52.426	-11.818	68.200	3.956	PK
2			5650.000	53.939	49.816	-14.261	68.200	4.122	PK
3			5700.000	53.950	49.513	-51.250	105.200	4.437	PK
4			5720.000	53.903	49.239	-56.897	110.800	4.663	PK
5			5725.000	54.715	50.012	-67.485	122.200	4.703	PK
6			5828.600	109.738	104.903	-40.262	150.000	4.835	PK
7			5895.000	56.313	51.198	-53.887	110.200	5.116	PK
8			5925.000	55.557	50.322	-32.643	88.200	5.236	PK
9			5969.800	57.429	52.120	-30.771	88.200	5.309	PK

Note 1: " * ", means this data is the worst emission level.

Note 2: Measure Level (dBμV/m) = Reading Level (dBμV) + Factor (dB/m).

Note 3: Factor (dB/m) = Cable Loss (dB) + Antenna Factor (dB/m) - Pre_Amplifier Gain (dB).

Site: WZ-AC2	Test Date: 2023-11-30
Limit: FCC_5.9G_RE(3m)	Engineer: Bob Zhang
Probe: BBHA9120D_1457_1-18GHz	Polarity: Vertical
EUT: ACCESS POINT	Power: AC 120V/60Hz
Test Mode: Transmit by 802.11ax-HE40 at 5835MHz	

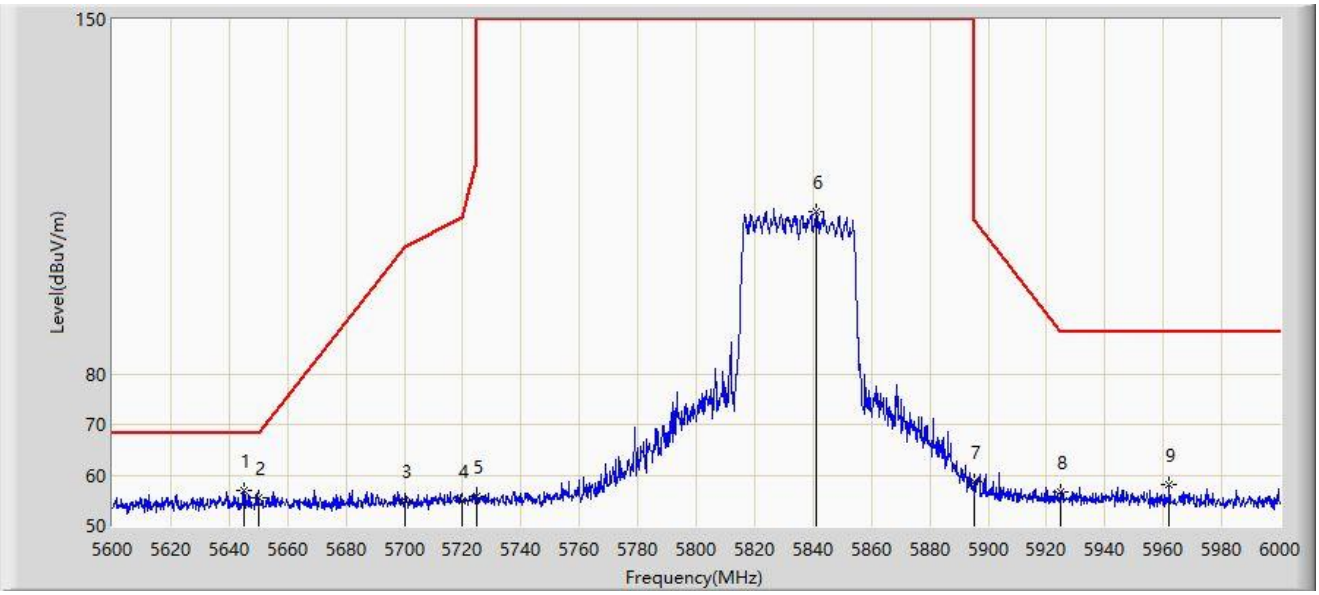

No	Flag	Mark	Frequency (MHz)	Measure Level (dBuV/m)	Reading Level (dBuV)	Margin (dB)	Limit (dBuV/m)	Factor (dB/m)	Type
1		*	5645.000	56.919	52.772	-11.281	68.200	4.147	PK
2			5650.000	55.627	51.504	-12.573	68.200	4.122	PK
3			5700.000	54.865	50.428	-50.335	105.200	4.437	PK
4			5720.000	54.928	50.264	-55.872	110.800	4.663	PK
5			5725.000	55.819	51.116	-66.381	122.200	4.703	PK
6			5841.200	112.059	107.144	-37.941	150.000	4.915	PK
7			5895.000	58.621	53.506	-51.579	110.200	5.116	PK
8			5925.000	56.571	51.336	-31.629	88.200	5.236	PK
9			5962.000	58.012	52.635	-30.188	88.200	5.378	PK

Note 1: " * ", means this data is the worst emission level.

Note 2: Measure Level (dBμV/m) = Reading Level (dBμV) + Factor (dB/m).

Note 3: Factor (dB/m) = Cable Loss (dB) + Antenna Factor (dB/m) - Pre_Amplifier Gain (dB).

Site: WZ-AC2	Test Date: 2023-11-30
Limit: FCC_5.9G_RE(3m)	Engineer: Bob Zhang
Probe: BBHA9120D_1457_1-18GHz	Polarity: Horizontal
EUT: ACCESS POINT	Power: AC 120V/60Hz
Test Mode: Transmit by 802.11ax-HE40 at 5875MHz	

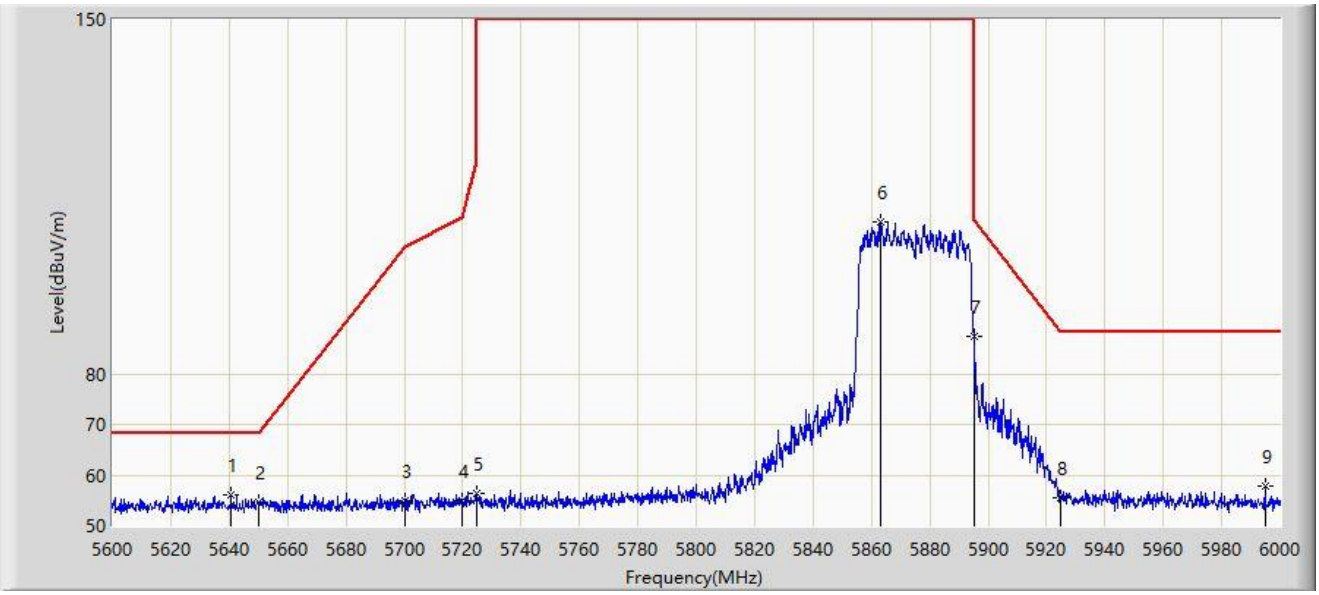

No	Flag	Mark	Frequency (MHz)	Measure Level (dBuV/m)	Reading Level (dBuV)	Margin (dB)	Limit (dBuV/m)	Factor (dB/m)	Type
1		*	5640.600	55.961	51.800	-12.239	68.200	4.161	PK
2			5650.000	54.576	50.453	-13.624	68.200	4.122	PK
3			5700.000	54.813	50.376	-50.387	105.200	4.437	PK
4			5720.000	54.964	50.300	-55.836	110.800	4.663	PK
5			5725.000	56.402	51.699	-65.798	122.200	4.703	PK
6			5863.400	109.962	104.841	-40.038	150.000	5.120	PK
7			5895.000	87.409	82.294	-22.791	110.200	5.116	PK
8			5925.000	55.536	50.301	-32.664	88.200	5.236	PK
9			5994.800	57.764	52.401	-30.436	88.200	5.363	PK

Note 1: " * ", means this data is the worst emission level.

Note 2: Measure Level (dBμV/m) = Reading Level (dBμV) + Factor (dB/m).

Note 3: Factor (dB/m) = Cable Loss (dB) + Antenna Factor (dB/m) - Pre_Amplifier Gain (dB).

Site: WZ-AC2	Test Date: 2023-11-30
Limit: FCC_5.9G_RE(3m)	Engineer: Bob Zhang
Probe: BBHA9120D_1457_1-18GHz	Polarity: Vertical
EUT: ACCESS POINT	Power: AC 120V/60Hz
Test Mode: Transmit by 802.11ax-HE40 at 5875MHz	

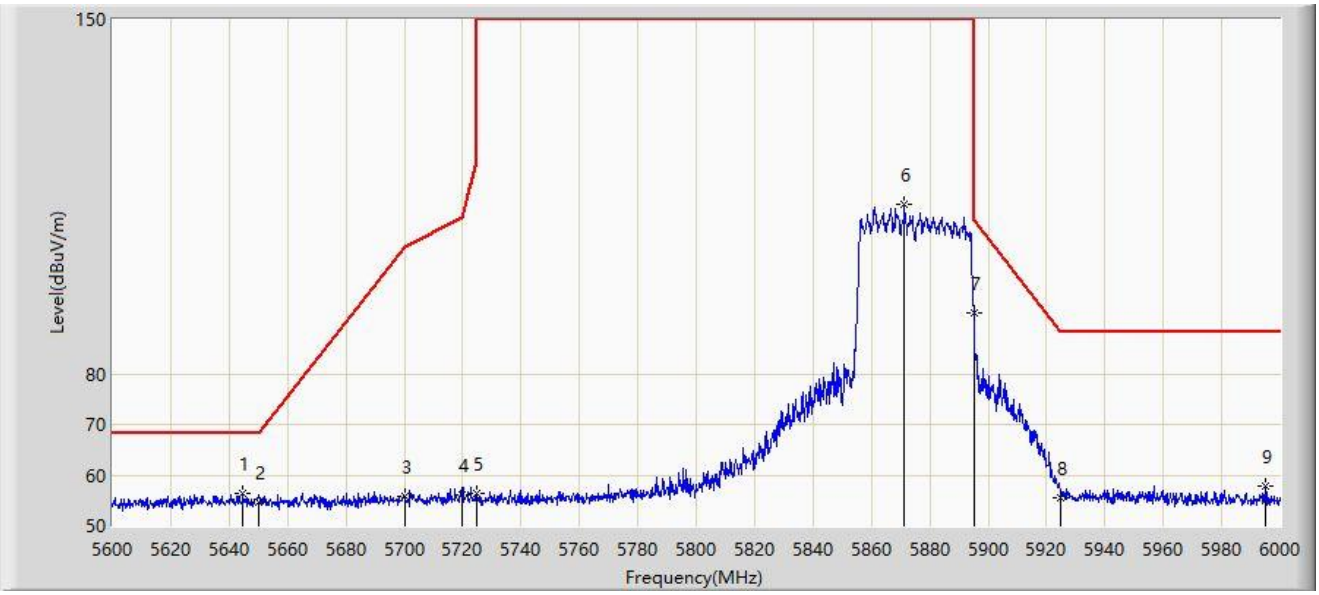

No	Flag	Mark	Frequency (MHz)	Measure Level (dBuV/m)	Reading Level (dBuV)	Margin (dB)	Limit (dBuV/m)	Factor (dB/m)	Type
1		*	5644.800	56.501	52.353	-11.699	68.200	4.148	PK
2			5650.000	54.576	50.453	-13.624	68.200	4.122	PK
3			5700.000	55.771	51.334	-49.429	105.200	4.437	PK
4			5720.000	56.096	51.432	-54.704	110.800	4.663	PK
5			5725.000	56.402	51.699	-65.798	122.200	4.703	PK
6			5871.200	113.567	108.453	-36.433	150.000	5.115	PK
7			5895.000	92.093	86.978	-18.107	110.200	5.116	PK
8			5925.000	55.536	50.301	-32.664	88.200	5.236	PK
9			5994.800	57.764	52.401	-30.436	88.200	5.363	PK

Note 1: " * ", means this data is the worst emission level.

Note 2: Measure Level (dBμV/m) = Reading Level (dBμV) + Factor (dB/m).

Note 3: Factor (dB/m) = Cable Loss (dB) + Antenna Factor (dB/m) - Pre_Amplifier Gain (dB).

Site: WZ-AC2	Test Date: 2023-11-30
Limit: FCC_5.9G_RE(3m)	Engineer: Bob Zhang
Probe: BBHA9120D_1457_1-18GHz	Polarity: Horizontal
EUT: ACCESS POINT	Power: AC 120V/60Hz
Test Mode: Transmit by 802.11ax-HE80 at 5855MHz	

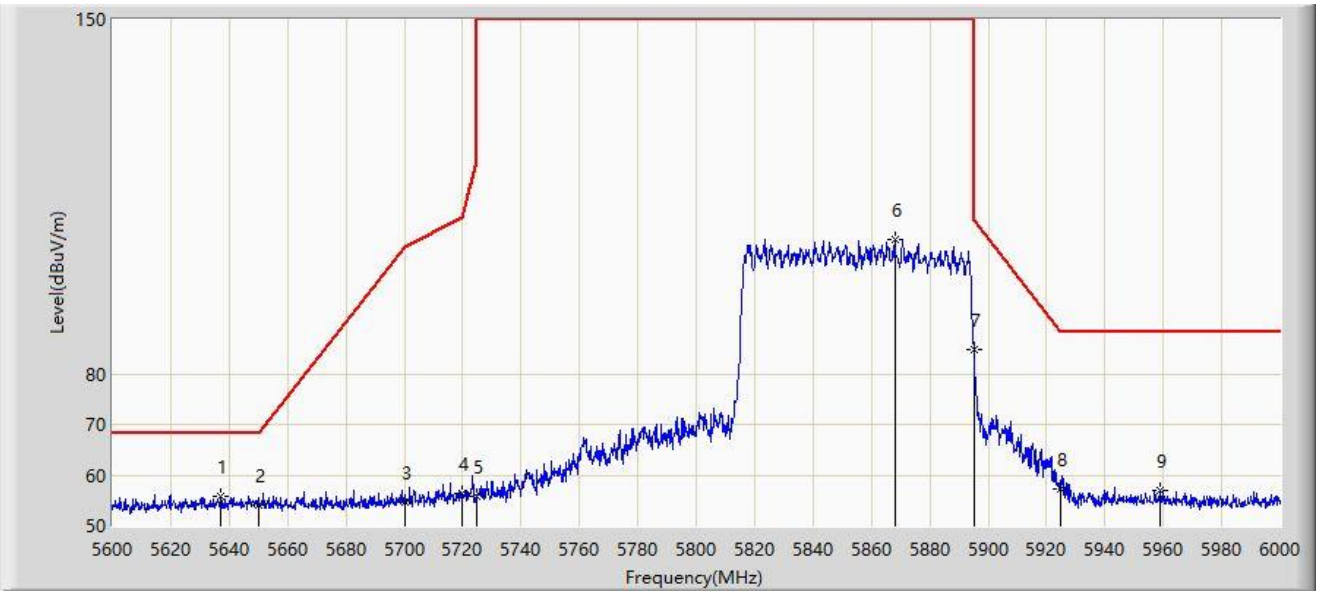

No	Flag	Mark	Frequency (MHz)	Measure Level (dBuV/m)	Reading Level (dBuV)	Margin (dB)	Limit (dBuV/m)	Factor (dB/m)	Type
1		*	5637.200	55.823	51.706	-12.377	68.200	4.117	PK
2			5650.000	54.181	50.058	-14.019	68.200	4.122	PK
3			5700.000	54.763	50.326	-50.437	105.200	4.437	PK
4			5720.000	56.256	51.592	-54.544	110.800	4.663	PK
5			5725.000	55.888	51.185	-66.312	122.200	4.703	PK
6			5868.200	106.379	101.266	-43.621	150.000	5.112	PK
7			5895.000	84.776	79.661	-25.424	110.200	5.116	PK
8			5925.000	57.257	52.022	-30.943	88.200	5.236	PK
9			5958.800	57.034	51.645	-31.166	88.200	5.389	PK

Note 1: " * ", means this data is the worst emission level.

Note 2: Measure Level (dBμV/m) = Reading Level (dBμV) + Factor (dB/m).

Note 3: Factor (dB/m) = Cable Loss (dB) + Antenna Factor (dB/m) - Pre_Amplifier Gain (dB).

Site: WZ-AC2	Test Date: 2023-11-30
Limit: FCC_5.9G_RE(3m)	Engineer: Bob Zhang
Probe: BBHA9120D_1457_1-18GHz	Polarity: Vertical
EUT: ACCESS POINT	Power: AC 120V/60Hz
Test Mode: Transmit by 802.11ax-HE80 at 5855MHz	

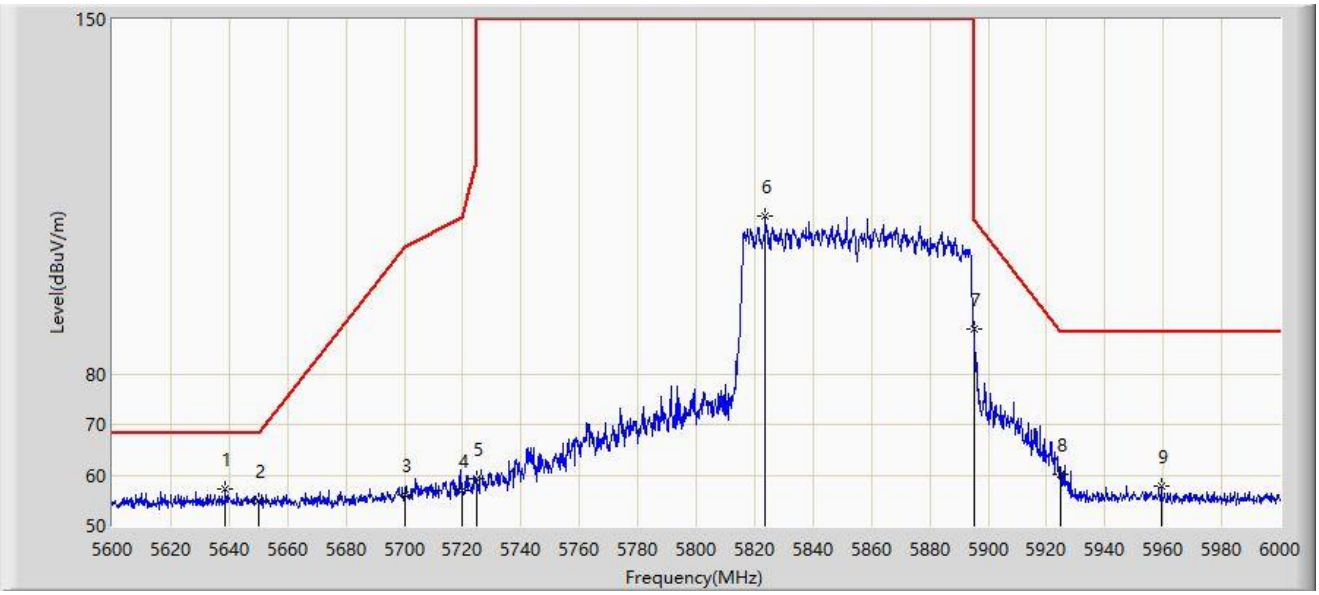

No	Flag	Mark	Frequency (MHz)	Measure Level (dBuV/m)	Reading Level (dBuV)	Margin (dB)	Limit (dBuV/m)	Factor (dB/m)	Type
1		*	5638.800	57.219	53.081	-10.981	68.200	4.138	PK
2			5650.000	54.842	50.719	-13.358	68.200	4.122	PK
3			5700.000	56.089	51.652	-49.111	105.200	4.437	PK
4			5720.000	56.958	52.294	-53.842	110.800	4.663	PK
5			5725.000	59.400	54.697	-62.800	122.200	4.703	PK
6			5823.800	111.204	106.325	-38.796	150.000	4.879	PK
7			5895.000	88.720	83.605	-21.480	110.200	5.116	PK
8			5925.000	60.168	54.933	-28.032	88.200	5.236	PK
9			5959.400	57.962	52.570	-30.238	88.200	5.391	PK

Note 1: " * ", means this data is the worst emission level.

Note 2: Measure Level (dBμV/m) = Reading Level (dBμV) + Factor (dB/m).

Note 3: Factor (dB/m) = Cable Loss (dB) + Antenna Factor (dB/m) - Pre_Amplifier Gain (dB).

Site: WZ-AC2	Test Date: 2023-11-30
Limit: FCC_5.9G_RE(3m)	Engineer: Bob Zhang
Probe: BBHA9120D_1457_1-18GHz	Polarity: Horizontal
EUT: ACCESS POINT	Power: AC 120V/60Hz
Test Mode: Transmit by 802.11ax-HE160 at 5815MHz	

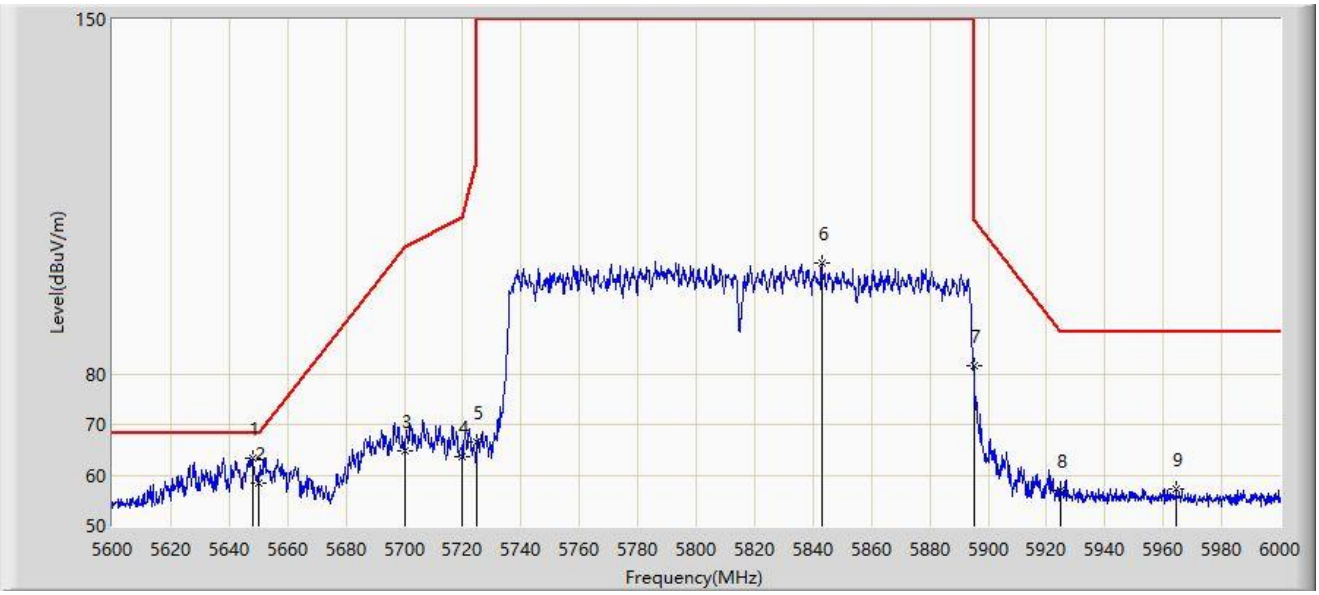

No	Flag	Mark	Frequency (MHz)	Measure Level (dBuV/m)	Reading Level (dBuV)	Margin (dB)	Limit (dBuV/m)	Factor (dB/m)	Type
1		*	5648.000	63.285	59.153	-4.915	68.200	4.132	PK
2			5650.000	58.473	54.350	-9.727	68.200	4.122	PK
3			5700.000	64.919	60.482	-40.281	105.200	4.437	PK
4			5720.000	63.701	59.037	-47.099	110.800	4.663	PK
5			5725.000	66.632	61.929	-55.568	122.200	4.703	PK
6			5843.000	101.919	96.994	-48.081	150.000	4.925	PK
7			5895.000	81.648	76.533	-28.552	110.200	5.116	PK
8			5925.000	56.954	51.719	-31.246	88.200	5.236	PK
9			5964.400	57.338	51.983	-30.862	88.200	5.355	PK

Note 1: " * ", means this data is the worst emission level.

Note 2: Measure Level (dBμV/m) = Reading Level (dBμV) + Factor (dB/m).

Note 3: Factor (dB/m) = Cable Loss (dB) + Antenna Factor (dB/m) - Pre_Amplifier Gain (dB).

Site: WZ-AC2	Test Date: 2023-11-30
Limit: FCC_5.9G_RE(3m)	Engineer: Bob Zhang
Probe: BBHA9120D_1457_1-18GHz	Polarity: Vertical
EUT: ACCESS POINT	Power: AC 120V/60Hz
Test Mode: Transmit by 802.11ax-HE160 at 5815MHz	

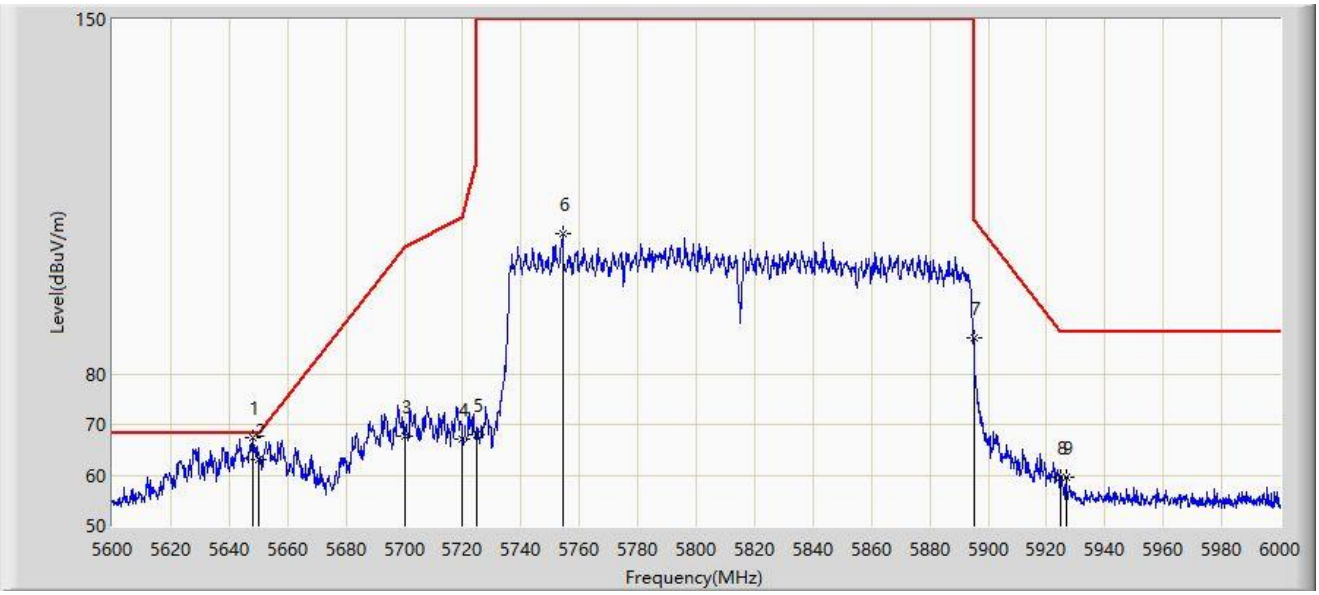

No	Flag	Mark	Frequency (MHz)	Measure Level (dBuV/m)	Reading Level (dBuV)	Margin (dB)	Limit (dBuV/m)	Factor (dB/m)	Type
1		*	5648.000	67.530	63.398	-0.670	68.200	4.132	PK
2			5650.000	62.978	58.855	-5.222	68.200	4.122	PK
3			5700.000	67.668	63.231	-37.532	105.200	4.437	PK
4			5720.000	67.038	62.374	-43.762	110.800	4.663	PK
5			5725.000	67.963	63.260	-54.237	122.200	4.703	PK
6			5754.200	107.557	103.027	-42.443	150.000	4.530	PK
7			5895.000	87.030	81.915	-23.170	110.200	5.116	PK
8			5925.000	59.710	54.475	-28.490	88.200	5.236	PK
9			5926.600	59.435	54.190	-28.765	88.200	5.245	PK

Note 1: " * ", means this data is the worst emission level.

Note 2: Measure Level (dBμV/m) = Reading Level (dBμV) + Factor (dB/m).

Note 3: Factor (dB/m) = Cable Loss (dB) + Antenna Factor (dB/m) - Pre_Amplifier Gain (dB).

Site: WZ-AC2	Test Date: 2023-11-29
Limit: FCC_5.9G_RE(3m)	Engineer: Bob Zhang
Probe: BBHA9120D_1457_1-18GHz	Polarity: Horizontal
EUT: ACCESS POINT	Power: AC 120V/60Hz
Test Mode: Transmit by 802.11be-EHT20 at 5845MHz	

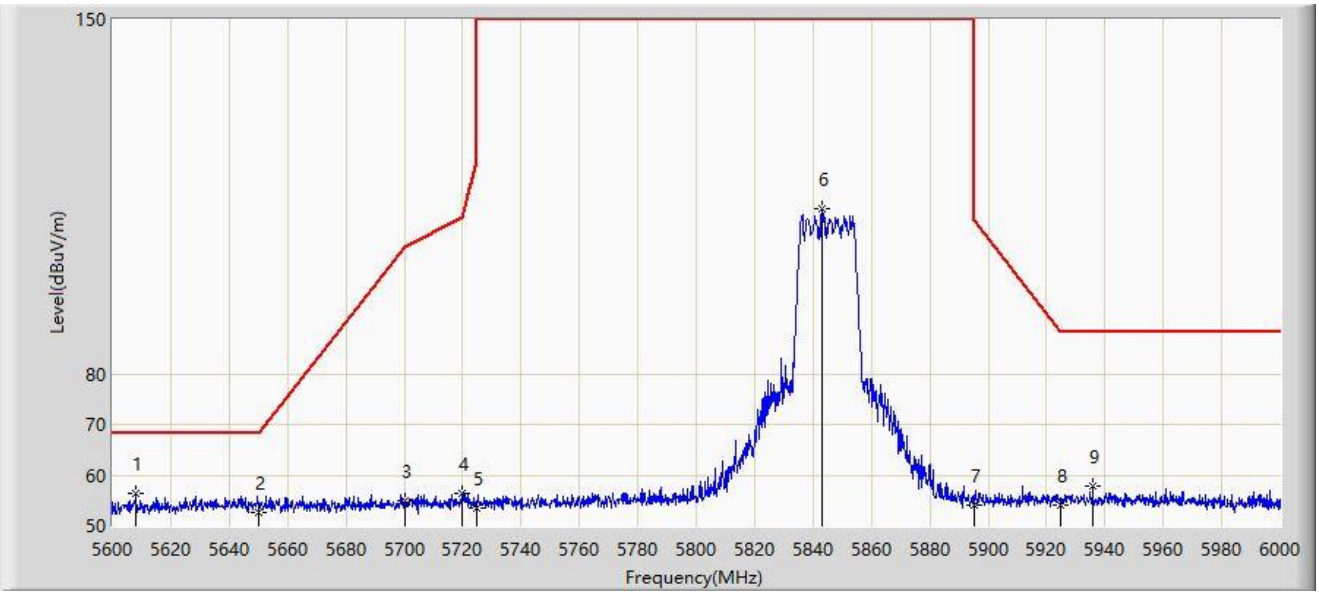

No	Flag	Mark	Frequency (MHz)	Measure Level (dBuV/m)	Reading Level (dBuV)	Margin (dB)	Limit (dBuV/m)	Factor (dB/m)	Type
1		*	5608.000	56.246	52.673	-11.954	68.200	3.572	PK
2			5650.000	52.622	48.499	-15.578	68.200	4.122	PK
3			5700.000	55.033	50.596	-50.167	105.200	4.437	PK
4			5720.000	56.261	51.597	-54.539	110.800	4.663	PK
5			5725.000	53.436	48.733	-68.764	122.200	4.703	PK
6			5843.200	112.611	107.685	-37.389	150.000	4.926	PK
7			5895.000	54.129	49.014	-56.071	110.200	5.116	PK
8			5925.000	54.190	48.955	-34.010	88.200	5.236	PK
9			5935.800	57.682	52.403	-30.518	88.200	5.278	PK

Note 1: " * ", means this data is the worst emission level.

Note 2: Measure Level (dBμV/m) = Reading Level (dBμV) + Factor (dB/m).

Note 3: Factor (dB/m) = Cable Loss (dB) + Antenna Factor (dB/m) - Pre_Amplifier Gain (dB).

Site: WZ-AC2	Test Date: 2023-11-29
Limit: FCC_5.9G_RE(3m)	Engineer: Bob Zhang
Probe: BBHA9120D_1457_1-18GHz	Polarity: Vertical
EUT: ACCESS POINT	Power: AC 120V/60Hz
Test Mode: Transmit by 802.11be-EHT20 at 5845MHz	

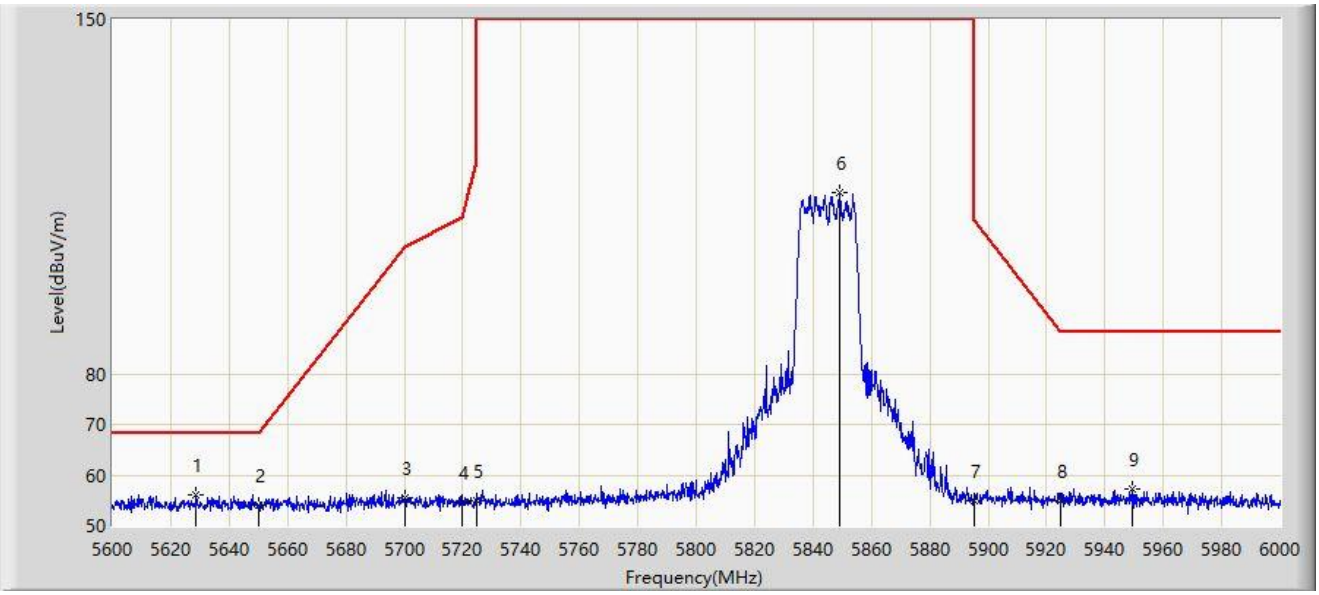

No	Flag	Mark	Frequency (MHz)	Measure Level (dBuV/m)	Reading Level (dBuV)	Margin (dB)	Limit (dBuV/m)	Factor (dB/m)	Type
1		*	5628.800	56.159	52.145	-12.041	68.200	4.015	PK
2			5650.000	53.975	49.852	-14.225	68.200	4.122	PK
3			5700.000	55.373	50.936	-49.827	105.200	4.437	PK
4			5720.000	54.530	49.866	-56.270	110.800	4.663	PK
5			5725.000	54.861	50.158	-67.339	122.200	4.703	PK
6			5849.200	115.930	110.954	-34.070	150.000	4.976	PK
7			5895.000	55.050	49.935	-55.150	110.200	5.116	PK
8			5925.000	54.943	49.708	-33.257	88.200	5.236	PK
9			5949.200	57.386	52.032	-30.814	88.200	5.354	PK

Note 1: " * ", means this data is the worst emission level.

Note 2: Measure Level (dBμV/m) = Reading Level (dBμV) + Factor (dB/m).

Note 3: Factor (dB/m) = Cable Loss (dB) + Antenna Factor (dB/m) - Pre_Amplifier Gain (dB).

Site: WZ-AC2	Test Date: 2023-11-29
Limit: FCC_5.9G_RE(3m)	Engineer: Bob Zhang
Probe: BBHA9120D_1457_1-18GHz	Polarity: Horizontal
EUT: ACCESS POINT	Power: AC 120V/60Hz
Test Mode: Transmit by 802.11be-EHT20 at 5885MHz	

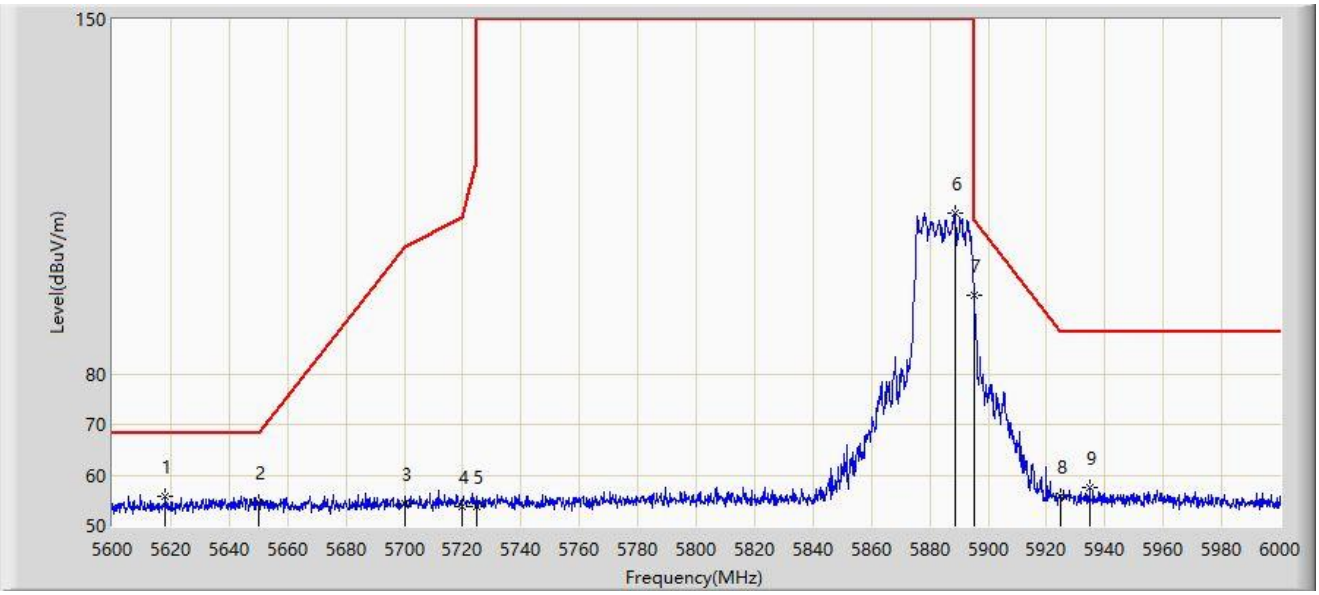

No	Flag	Mark	Frequency (MHz)	Measure Level (dBuV/m)	Reading Level (dBuV)	Margin (dB)	Limit (dBuV/m)	Factor (dB/m)	Type
1		*	5618.200	55.859	52.061	-12.341	68.200	3.798	PK
2			5650.000	54.566	50.443	-13.634	68.200	4.122	PK
3			5700.000	54.402	49.965	-50.798	105.200	4.437	PK
4			5720.000	53.815	49.151	-56.985	110.800	4.663	PK
5			5725.000	53.655	48.952	-68.545	122.200	4.703	PK
6			5888.600	111.780	106.622	-38.220	150.000	5.158	PK
7			5895.000	95.496	90.381	-14.704	110.200	5.116	PK
8			5925.000	55.779	50.544	-32.421	88.200	5.236	PK
9			5934.800	57.615	52.339	-30.585	88.200	5.277	PK

Note 1: " * ", means this data is the worst emission level.

Note 2: Measure Level (dBμV/m) = Reading Level (dBμV) + Factor (dB/m).

Note 3: Factor (dB/m) = Cable Loss (dB) + Antenna Factor (dB/m) - Pre_Amplifier Gain (dB).

Site: WZ-AC2	Test Date: 2023-11-29
Limit: FCC_5.9G_RE(3m)	Engineer: Bob Zhang
Probe: BBHA9120D_1457_1-18GHz	Polarity: Vertical
EUT: ACCESS POINT	Power: AC 120V/60Hz
Test Mode: Transmit by 802.11be-EHT20 at 5885MHz	

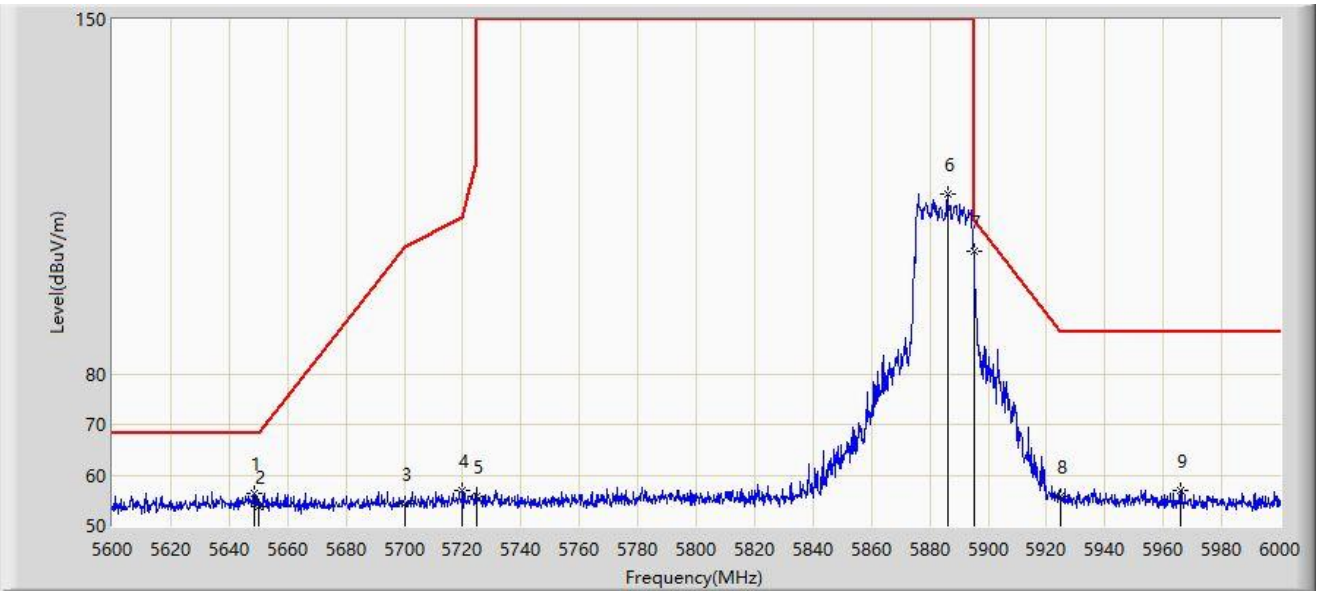

No	Flag	Mark	Frequency (MHz)	Measure Level (dBuV/m)	Reading Level (dBuV)	Margin (dB)	Limit (dBuV/m)	Factor (dB/m)	Type
1			5648.600	56.382	52.253	-11.818	68.200	4.129	PK
2			5650.000	53.718	49.595	-14.482	68.200	4.122	PK
3			5700.000	54.230	49.793	-50.970	105.200	4.437	PK
4			5720.000	56.902	52.238	-53.898	110.800	4.663	PK
5			5725.000	55.767	51.064	-66.433	122.200	4.703	PK
6			5886.000	115.375	110.218	-34.625	150.000	5.157	PK
7		*	5895.000	104.132	99.017	-6.068	110.200	5.116	PK
8			5925.000	55.889	50.654	-32.311	88.200	5.236	PK
9			5965.800	57.016	51.673	-31.184	88.200	5.342	PK

Note 1: " * ", means this data is the worst emission level.

Note 2: Measure Level (dBμV/m) = Reading Level (dBμV) + Factor (dB/m).

Note 3: Factor (dB/m) = Cable Loss (dB) + Antenna Factor (dB/m) - Pre_Amplifier Gain (dB).

Site: WZ-AC2	Test Date: 2023-11-29
Limit: FCC_5.9G_RE(3m)	Engineer: Bob Zhang
Probe: BBHA9120D_1457_1-18GHz	Polarity: Horizontal
EUT: ACCESS POINT	Power: AC 120V/60Hz
Test Mode: Transmit by 802.11be-EHT40 at 5835MHz	

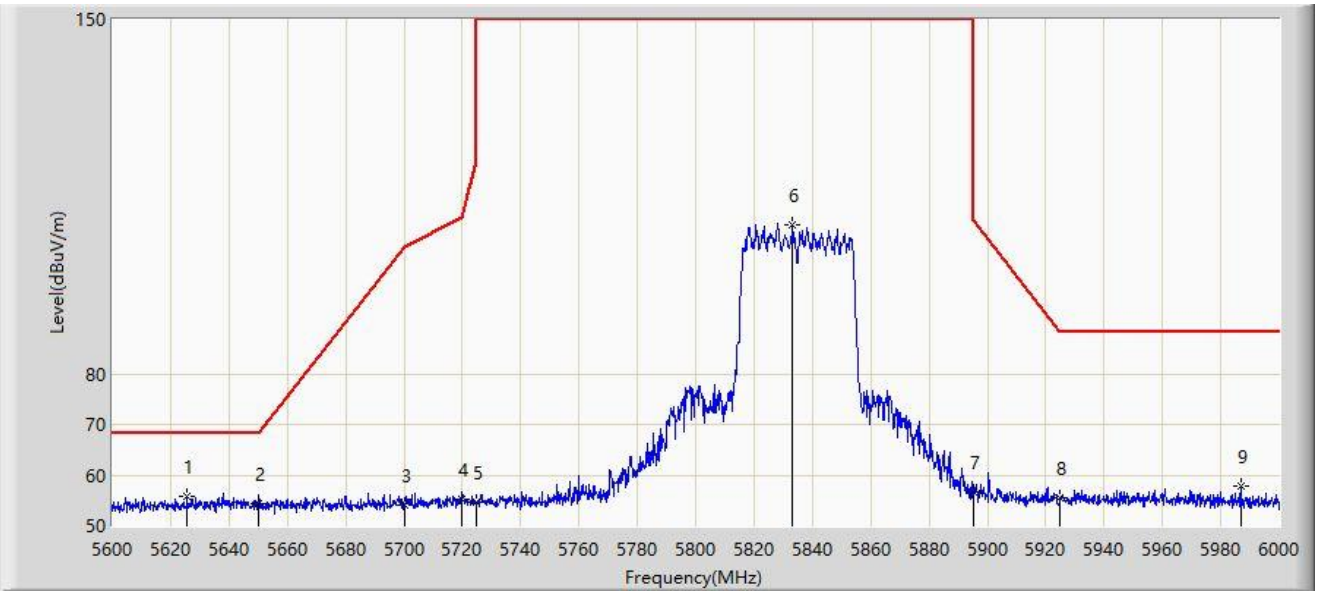

No	Flag	Mark	Frequency (MHz)	Measure Level (dBuV/m)	Reading Level (dBuV)	Margin (dB)	Limit (dBuV/m)	Factor (dB/m)	Type
1		*	5625.800	55.937	51.959	-12.263	68.200	3.978	PK
2			5650.000	54.306	50.183	-13.894	68.200	4.122	PK
3			5700.000	54.167	49.730	-51.033	105.200	4.437	PK
4			5720.000	55.258	50.594	-55.542	110.800	4.663	PK
5			5725.000	54.662	49.959	-67.538	122.200	4.703	PK
6			5833.200	109.495	104.627	-40.505	150.000	4.868	PK
7			5895.000	56.540	51.425	-53.660	110.200	5.116	PK
8			5925.000	55.585	50.350	-32.615	88.200	5.236	PK
9			5987.000	57.850	52.561	-30.350	88.200	5.289	PK

Note 1: " * ", means this data is the worst emission level.

Note 2: Measure Level (dBμV/m) = Reading Level (dBμV) + Factor (dB/m).

Note 3: Factor (dB/m) = Cable Loss (dB) + Antenna Factor (dB/m) - Pre_Amplifier Gain (dB).

Site: WZ-AC2	Test Date: 2023-11-29
Limit: FCC_5.9G_RE(3m)	Engineer: Bob Zhang
Probe: BBHA9120D_1457_1-18GHz	Polarity: Vertical
EUT: ACCESS POINT	Power: AC 120V/60Hz
Test Mode: Transmit by 802.11be-EHT40 at 5835MHz	

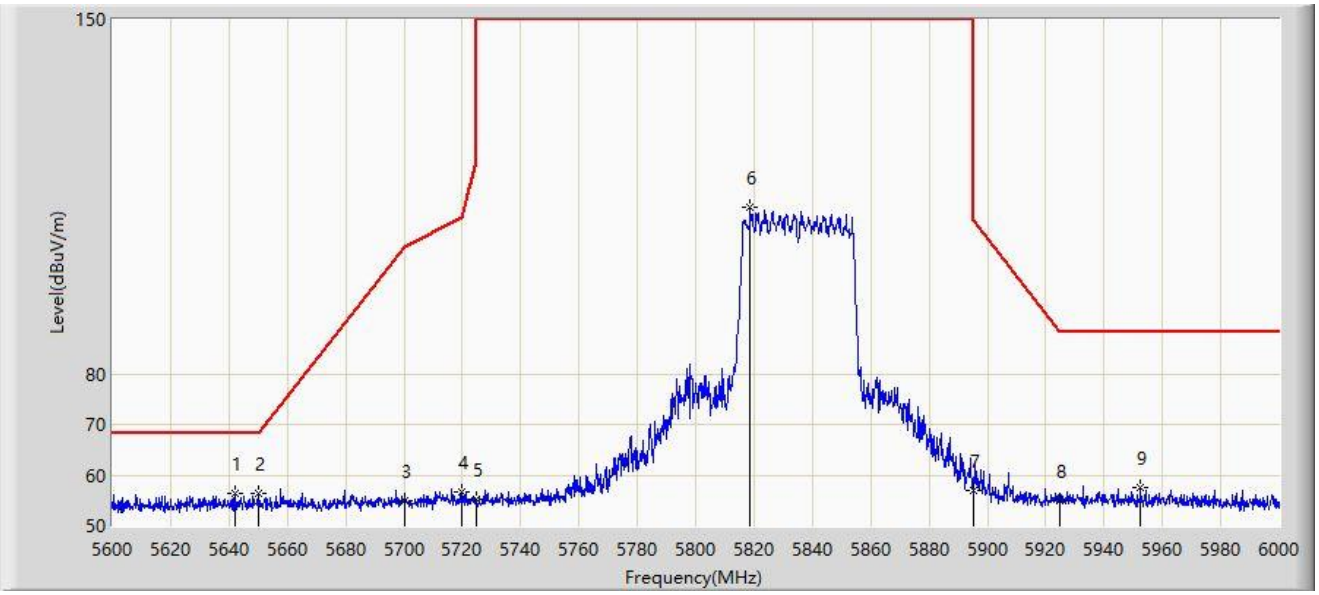

No	Flag	Mark	Frequency (MHz)	Measure Level (dBuV/m)	Reading Level (dBuV)	Margin (dB)	Limit (dBuV/m)	Factor (dB/m)	Type
1			5642.000	56.287	52.125	-11.913	68.200	4.162	PK
2		*	5650.000	56.351	52.228	-11.849	68.200	4.122	PK
3			5700.000	54.803	50.366	-50.397	105.200	4.437	PK
4			5720.000	56.623	51.959	-54.177	110.800	4.663	PK
5			5725.000	55.307	50.604	-66.893	122.200	4.703	PK
6			5818.600	113.031	108.093	-36.969	150.000	4.938	PK
7			5895.000	56.944	51.829	-53.256	110.200	5.116	PK
8			5925.000	55.067	49.832	-33.133	88.200	5.236	PK
9			5952.400	57.613	52.247	-30.587	88.200	5.366	PK

Note 1: " * ", means this data is the worst emission level.

Note 2: Measure Level (dBμV/m) = Reading Level (dBμV) + Factor (dB/m).

Note 3: Factor (dB/m) = Cable Loss (dB) + Antenna Factor (dB/m) - Pre_Amplifier Gain (dB).

Site: WZ-AC2	Test Date: 2023-11-29
Limit: FCC_5.9G_RE(3m)	Engineer: Bob Zhang
Probe: BBHA9120D_1457_1-18GHz	Polarity: Horizontal
EUT: ACCESS POINT	Power: AC 120V/60Hz
Test Mode: Transmit by 802.11be-EHT40 at 5875MHz	

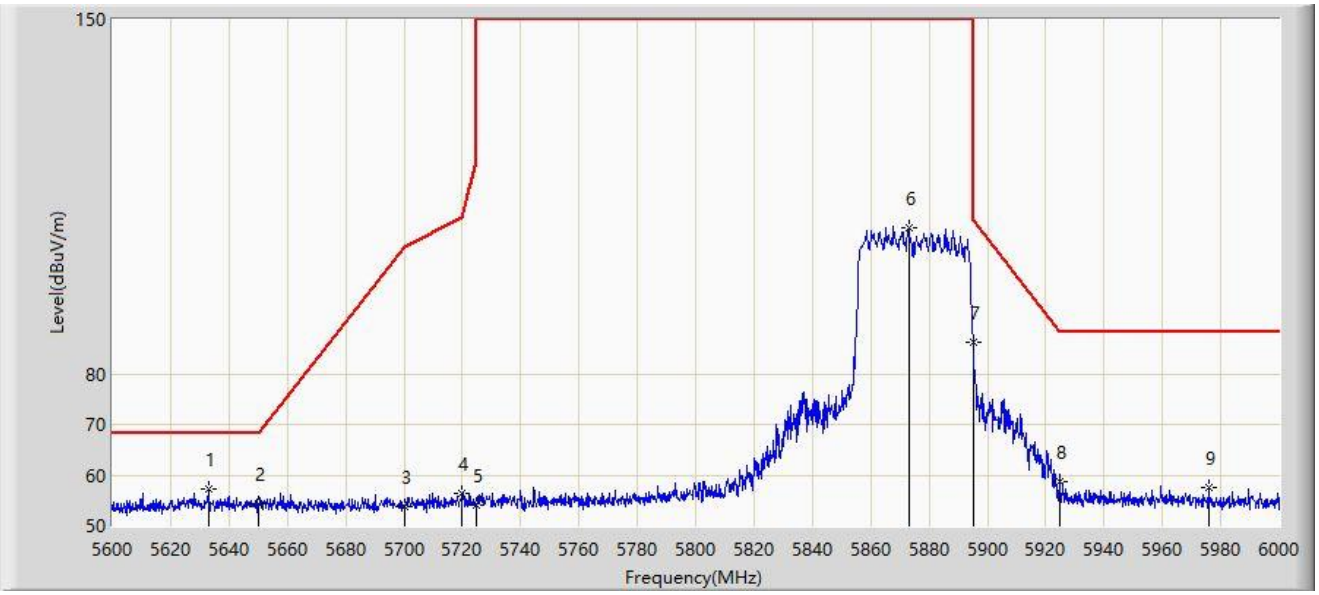

No	Flag	Mark	Frequency (MHz)	Measure Level (dBuV/m)	Reading Level (dBuV)	Margin (dB)	Limit (dBuV/m)	Factor (dB/m)	Type
1		*	5633.000	57.251	53.186	-10.949	68.200	4.065	PK
2			5650.000	54.218	50.095	-13.982	68.200	4.122	PK
3			5700.000	53.750	49.313	-51.450	105.200	4.437	PK
4			5720.000	56.247	51.583	-54.553	110.800	4.663	PK
5			5725.000	54.089	49.386	-68.111	122.200	4.703	PK
6			5873.200	108.964	103.841	-41.036	150.000	5.124	PK
7			5895.000	86.332	81.217	-23.868	110.200	5.116	PK
8			5925.000	58.563	53.328	-29.637	88.200	5.236	PK
9			5975.800	57.658	52.401	-30.542	88.200	5.258	PK

Note 1: " * ", means this data is the worst emission level.

Note 2: Measure Level (dBμV/m) = Reading Level (dBμV) + Factor (dB/m).

Note 3: Factor (dB/m) = Cable Loss (dB) + Antenna Factor (dB/m) - Pre_Amplifier Gain (dB).

Site: WZ-AC2	Test Date: 2023-11-29
Limit: FCC_5.9G_RE(3m)	Engineer: Bob Zhang
Probe: BBHA9120D_1457_1-18GHz	Polarity: Vertical
EUT: ACCESS POINT	Power: AC 120V/60Hz
Test Mode: Transmit by 802.11be-EHT40 at 5875MHz	

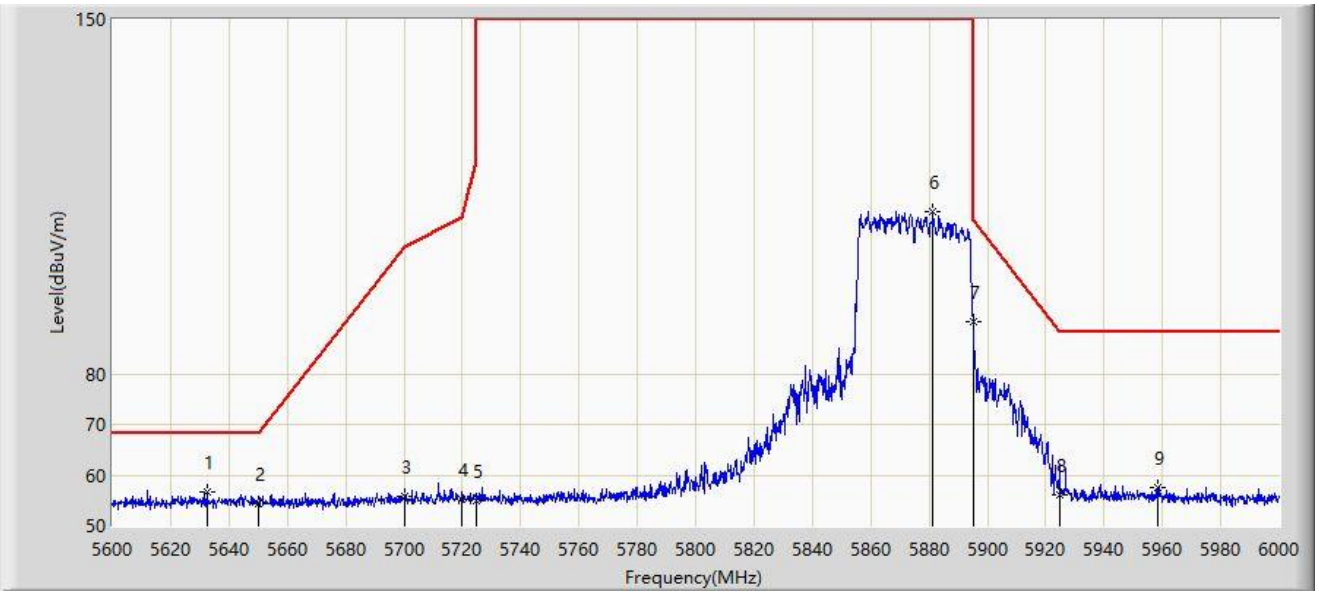

No	Flag	Mark	Frequency (MHz)	Measure Level (dBuV/m)	Reading Level (dBuV)	Margin (dB)	Limit (dBuV/m)	Factor (dB/m)	Type
1		*	5632.600	56.783	52.723	-11.417	68.200	4.060	PK
2			5650.000	54.474	50.351	-13.726	68.200	4.122	PK
3			5700.000	55.842	51.405	-49.358	105.200	4.437	PK
4			5720.000	55.143	50.479	-55.657	110.800	4.663	PK
5			5725.000	54.834	50.131	-67.366	122.200	4.703	PK
6			5881.400	112.032	106.880	-37.968	150.000	5.151	PK
7			5895.000	90.300	85.185	-19.900	110.200	5.116	PK
8			5925.000	56.186	50.951	-32.014	88.200	5.236	PK
9			5958.200	57.454	52.067	-30.746	88.200	5.386	PK

Note 1: " * ", means this data is the worst emission level.

Note 2: Measure Level (dBμV/m) = Reading Level (dBμV) + Factor (dB/m).

Note 3: Factor (dB/m) = Cable Loss (dB) + Antenna Factor (dB/m) - Pre_Amplifier Gain (dB).

Site: WZ-AC2	Test Date: 2023-11-30
Limit: FCC_5.9G_RE(3m)	Engineer: Bob Zhang
Probe: BBHA9120D_1457_1-18GHz	Polarity: Horizontal
EUT: ACCESS POINT	Power: AC 120V/60Hz
Test Mode: Transmit by 802.11be-EHT80 at 5855MHz	

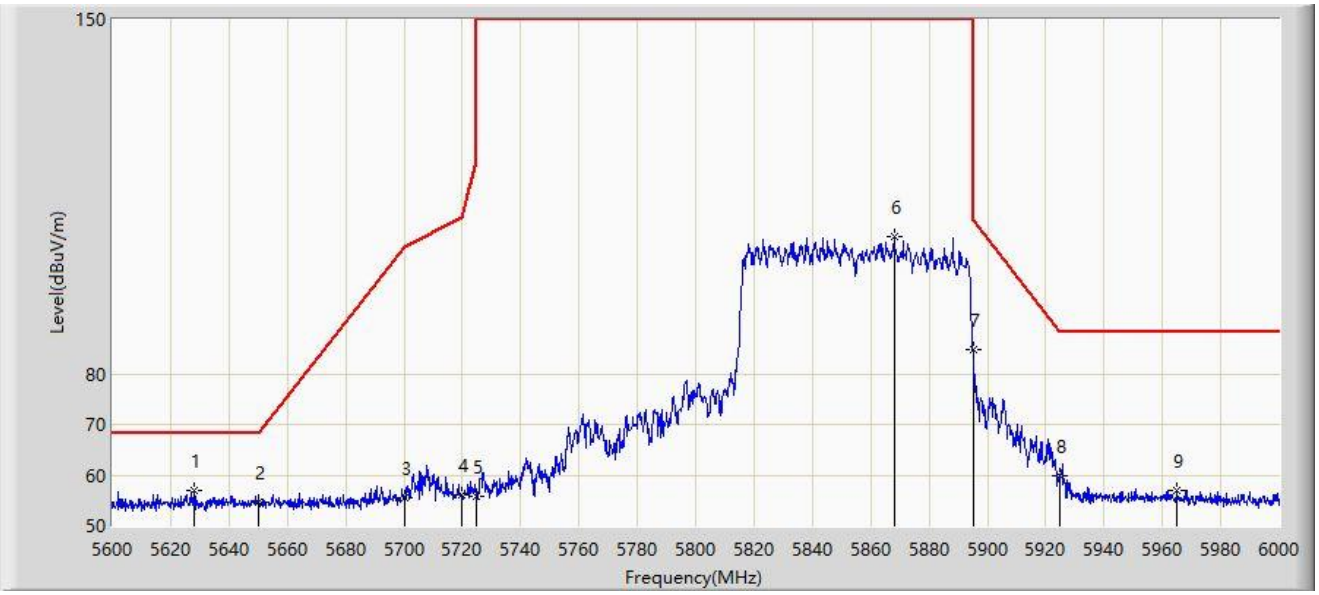

No	Flag	Mark	Frequency (MHz)	Measure Level (dBuV/m)	Reading Level (dBuV)	Margin (dB)	Limit (dBuV/m)	Factor (dB/m)	Type
1		*	5628.000	56.891	52.887	-11.309	68.200	4.005	PK
2			5650.000	54.740	50.617	-13.460	68.200	4.122	PK
3			5700.000	55.464	51.027	-49.736	105.200	4.437	PK
4			5720.000	55.956	51.292	-54.844	110.800	4.663	PK
5			5725.000	55.846	51.143	-66.354	122.200	4.703	PK
6			5868.000	107.229	102.115	-42.771	150.000	5.113	PK
7			5895.000	84.866	79.751	-25.334	110.200	5.116	PK
8			5925.000	59.830	54.595	-28.370	88.200	5.236	PK
9			5965.000	56.994	51.644	-31.206	88.200	5.350	PK

Note 1: " * ", means this data is the worst emission level.

Note 2: Measure Level (dBμV/m) = Reading Level (dBμV) + Factor (dB/m).

Note 3: Factor (dB/m) = Cable Loss (dB) + Antenna Factor (dB/m) - Pre_Amplifier Gain (dB).

Site: WZ-AC2	Test Date: 2023-11-30
Limit: FCC_5.9G_RE(3m)	Engineer: Bob Zhang
Probe: BBHA9120D_1457_1-18GHz	Polarity: Vertical
EUT: ACCESS POINT	Power: AC 120V/60Hz
Test Mode: Transmit by 802.11be-EHT80 at 5855MHz	

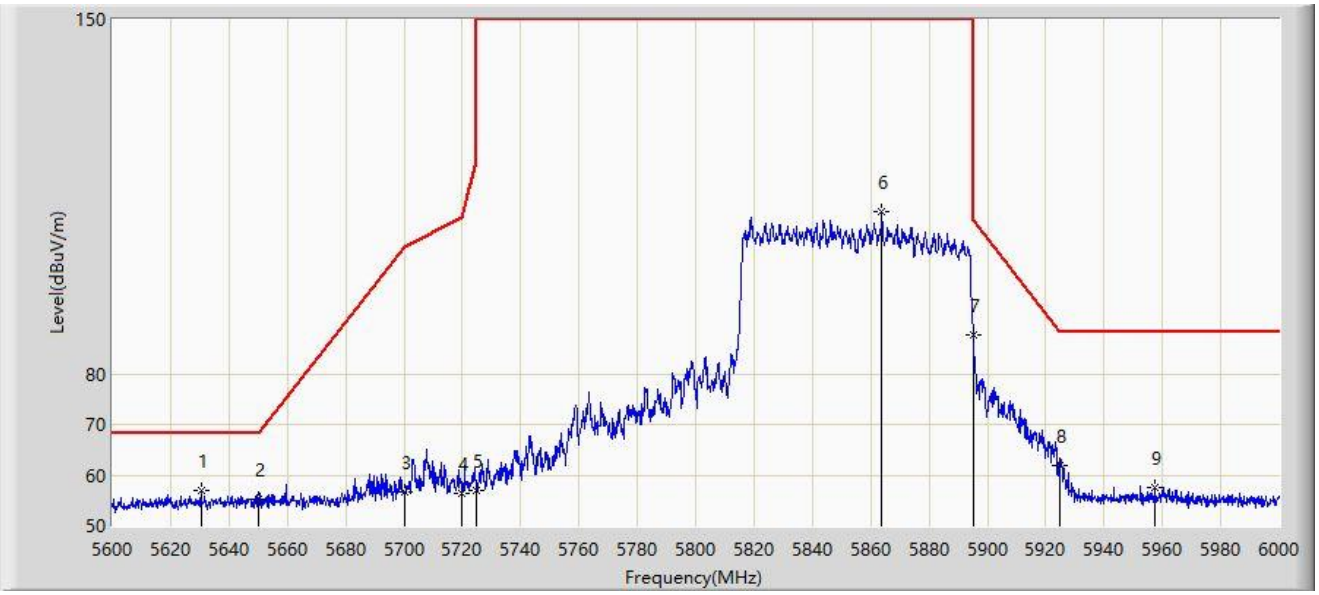

No	Flag	Mark	Frequency (MHz)	Measure Level (dBuV/m)	Reading Level (dBuV)	Margin (dB)	Limit (dBuV/m)	Factor (dB/m)	Type
1		*	5630.400	56.860	52.826	-11.340	68.200	4.034	PK
2			5650.000	55.140	51.017	-13.060	68.200	4.122	PK
3			5700.000	56.667	52.230	-48.533	105.200	4.437	PK
4			5720.000	56.392	51.728	-54.408	110.800	4.663	PK
5			5725.000	57.004	52.301	-65.196	122.200	4.703	PK
6			5863.800	112.116	106.996	-37.884	150.000	5.120	PK
7			5895.000	87.670	82.555	-22.530	110.200	5.116	PK
8			5925.000	61.946	56.711	-26.254	88.200	5.236	PK
9			5957.600	57.448	52.063	-30.752	88.200	5.384	PK

Note 1: " * ", means this data is the worst emission level.

Note 2: Measure Level (dBμV/m) = Reading Level (dBμV) + Factor (dB/m).

Note 3: Factor (dB/m) = Cable Loss (dB) + Antenna Factor (dB/m) - Pre_Amplifier Gain (dB).

Site: WZ-AC2	Test Date: 2023-11-30
Limit: FCC_5.9G_RE(3m)	Engineer: Bob Zhang
Probe: BBHA9120D_1457_1-18GHz	Polarity: Horizontal
EUT: ACCESS POINT	Power: AC 120V/60Hz
Test Mode: Transmit by 802.11be-EHT160 at 5815MHz	

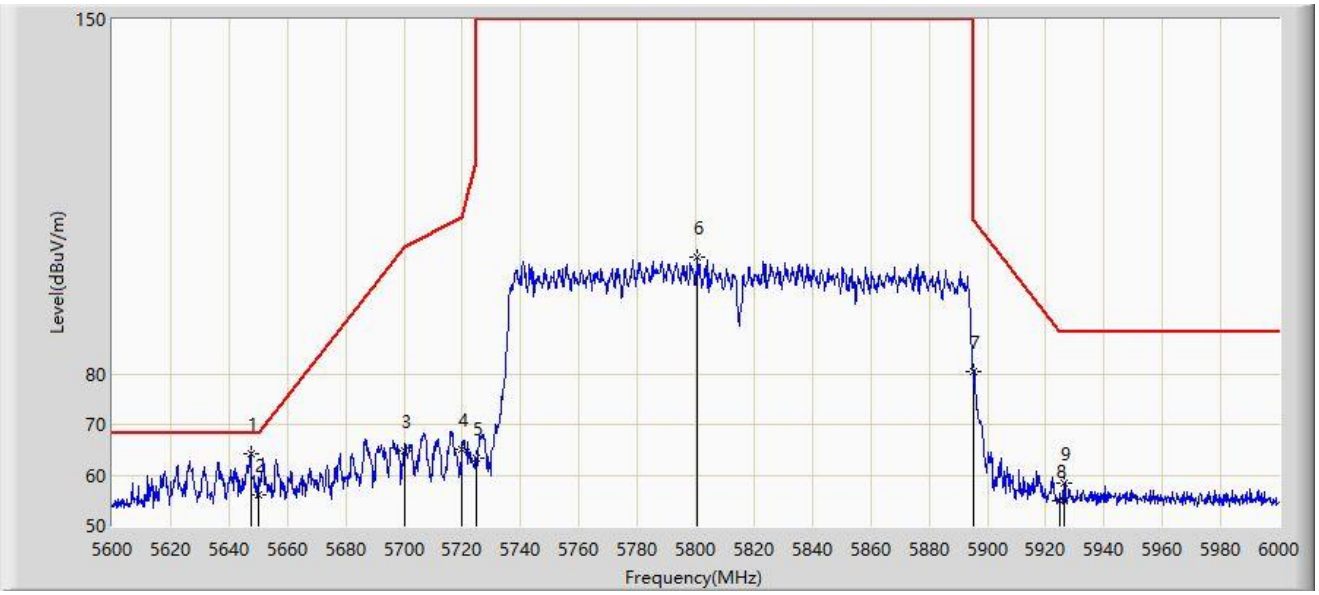

No	Flag	Mark	Frequency (MHz)	Measure Level (dBuV/m)	Reading Level (dBuV)	Margin (dB)	Limit (dBuV/m)	Factor (dB/m)	Type
1		*	5647.600	64.169	60.035	-4.031	68.200	4.135	PK
2			5650.000	55.961	51.838	-12.239	68.200	4.122	PK
3			5700.000	64.884	60.447	-40.316	105.200	4.437	PK
4			5720.000	65.104	60.440	-45.696	110.800	4.663	PK
5			5725.000	63.211	58.508	-58.989	122.200	4.703	PK
6			5800.600	103.129	98.063	-46.871	150.000	5.066	PK
7			5895.000	80.480	75.365	-29.720	110.200	5.116	PK
8			5925.000	54.953	49.718	-33.247	88.200	5.236	PK
9			5926.400	58.338	53.094	-29.862	88.200	5.243	PK

Note 1: " * ", means this data is the worst emission level.

Note 2: Measure Level (dBμV/m) = Reading Level (dBμV) + Factor (dB/m).

Note 3: Factor (dB/m) = Cable Loss (dB) + Antenna Factor (dB/m) - Pre_Amplifier Gain (dB).

Site: WZ-AC2	Test Date: 2023-11-30
Limit: FCC_5.9G_RE(3m)	Engineer: Bob Zhang
Probe: BBHA9120D_1457_1-18GHz	Polarity: Vertical
EUT: ACCESS POINT	Power: AC 120V/60Hz
Test Mode: Transmit by 802.11be-EHT160 at 5815MHz	

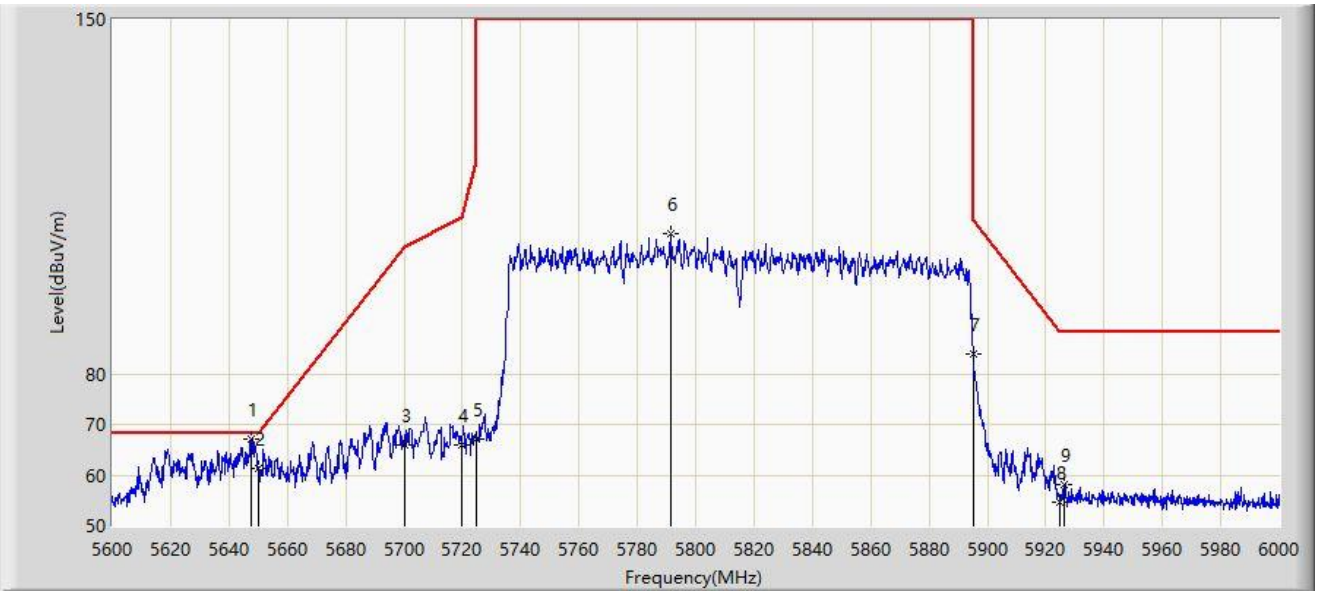

No	Flag	Mark	Frequency (MHz)	Measure Level (dBuV/m)	Reading Level (dBuV)	Margin (dB)	Limit (dBuV/m)	Factor (dB/m)	Type
1		*	5647.400	67.060	62.925	-1.140	68.200	4.136	PK
2			5650.000	61.342	57.219	-6.858	68.200	4.122	PK
3			5700.000	65.919	61.482	-39.281	105.200	4.437	PK
4			5720.000	66.020	61.356	-44.780	110.800	4.663	PK
5			5725.000	66.993	62.290	-55.207	122.200	4.703	PK
6			5791.400	107.656	102.612	-42.344	150.000	5.045	PK
7			5895.000	83.878	78.763	-26.322	110.200	5.116	PK
8			5925.000	54.687	49.452	-33.513	88.200	5.236	PK
9			5926.200	58.100	52.858	-30.100	88.200	5.242	PK

Note 1: " * ", means this data is the worst emission level.

Note 2: Measure Level (dBμV/m) = Reading Level (dBμV) + Factor (dB/m).

Note 3: Factor (dB/m) = Cable Loss (dB) + Antenna Factor (dB/m) - Pre_Amplifier Gain (dB).

Puncturing Mode:

Site: WZ-AC2	Test Date: 2024-04-10
Limit: FCC_5.9G_RE(3m)	Engineer: Dick Shen
Probe: BBHA9120D_1457_1-18GHz	Polarity: Horizontal
EUT: ACCESS POINT	Power: AC 120V/60Hz
Test Mode: Transmit by 802.11be-EHT80 at 5855MHz 1_242	

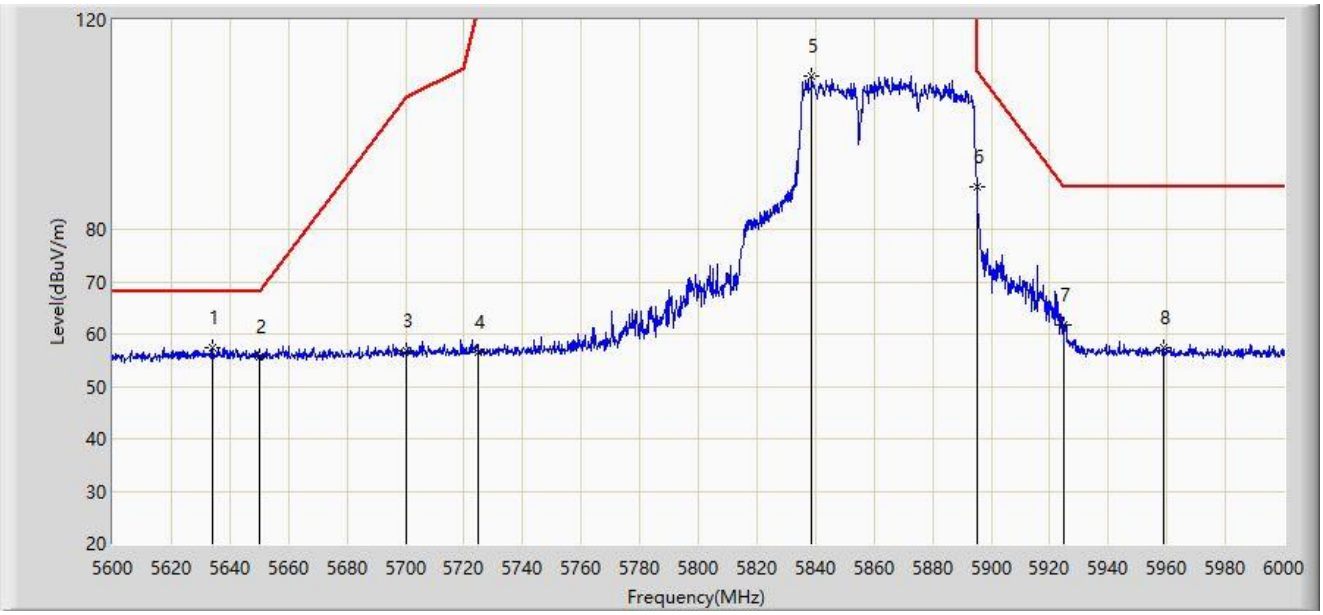

No	Mark	Frequency (MHz)	Measure Level (dBµV/m)	Reading Level (dBµV)	Margin (dB)	Limit (dBµV/m)	Factor (dB/m)	Type
1	*	5634.200	57.459	52.940	-10.741	68.200	4.518	PK
2		5650.000	55.739	51.236	-12.461	68.200	4.502	PK
3		5700.000	56.792	51.929	-48.408	105.200	4.863	PK
4		5725.000	56.592	51.458	-65.608	122.200	5.134	PK
5		5838.800	109.240	103.893	N/A	N/A	5.347	PK
6		5895.000	88.079	82.663	-22.121	110.200	5.417	PK
7		5925.000	61.724	56.215	-26.476	88.200	5.509	PK
8		5958.800	57.436	51.852	-30.764	88.200	5.583	PK

Note 1: " * ", means this data is the worst emission level.

Note 2: Measure Level (dBµV/m) = Reading Level (dBµV) + Factor (dB/m).

Note 3: Factor (dB/m) = Cable Loss (dB) + Antenna Factor (dB/m) - Pre_Amplifier Gain (dB).

Site: WZ-AC2	Test Date: 2024-04-10
Limit: FCC_5.9G_RE(3m)	Engineer: Dick Shen
Probe: BBHA9120D_1457_1-18GHz	Polarity: Vertical
EUT: ACCESS POINT	Power: AC 120V/60Hz
Test Mode: Transmit by 802.11be-EHT80 at 5855MHz 1_242	

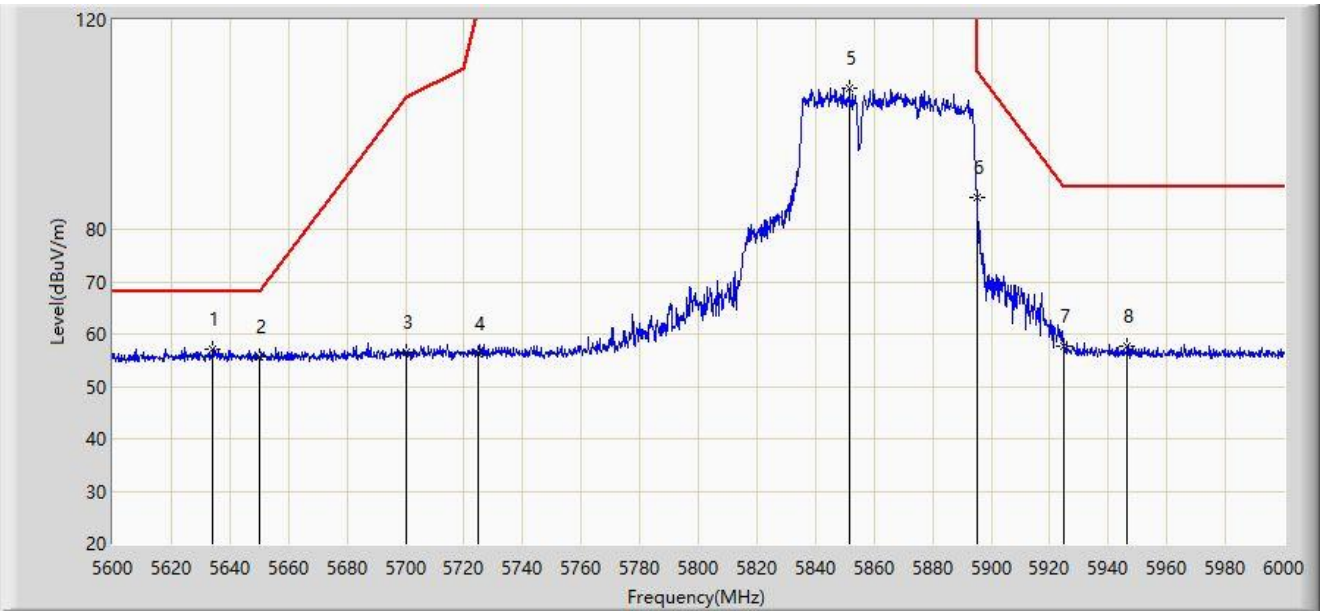

No	Mark	Frequency (MHz)	Measure Level (dBμV/m)	Reading Level (dBμV)	Margin (dB)	Limit (dBμV/m)	Factor (dB/m)	Type
1	*	5634.200	57.208	52.689	-10.992	68.200	4.518	PK
2		5650.000	55.724	51.221	-12.476	68.200	4.502	PK
3		5700.000	56.538	51.675	-48.662	105.200	4.863	PK
4		5725.000	56.106	50.972	-66.094	122.200	5.134	PK
5		5851.600	106.873	101.449	N/A	N/A	5.425	PK
6		5895.000	86.088	80.672	-24.112	110.200	5.417	PK
7		5925.000	57.552	52.043	-30.648	88.200	5.509	PK
8		5946.600	57.779	52.183	-30.421	88.200	5.596	PK

Note 1: " * ", means this data is the worst emission level.

Note 2: Measure Level (dBμV/m) = Reading Level (dBμV) + Factor (dB/m).

Note 3: Factor (dB/m) = Cable Loss (dB) + Antenna Factor (dB/m) - Pre_Amplifier Gain (dB).

Site: WZ-AC2	Test Date: 2024-04-10
Limit: FCC_5.9G_RE(3m)	Engineer: Dick Shen
Probe: BBHA9120D_1457_1-18GHz	Polarity: Horizontal
EUT: ACCESS POINT	Power: AC 120V/60Hz
Test Mode: Transmit by 802.11be-EHT160 at 5815MHz 8_242	

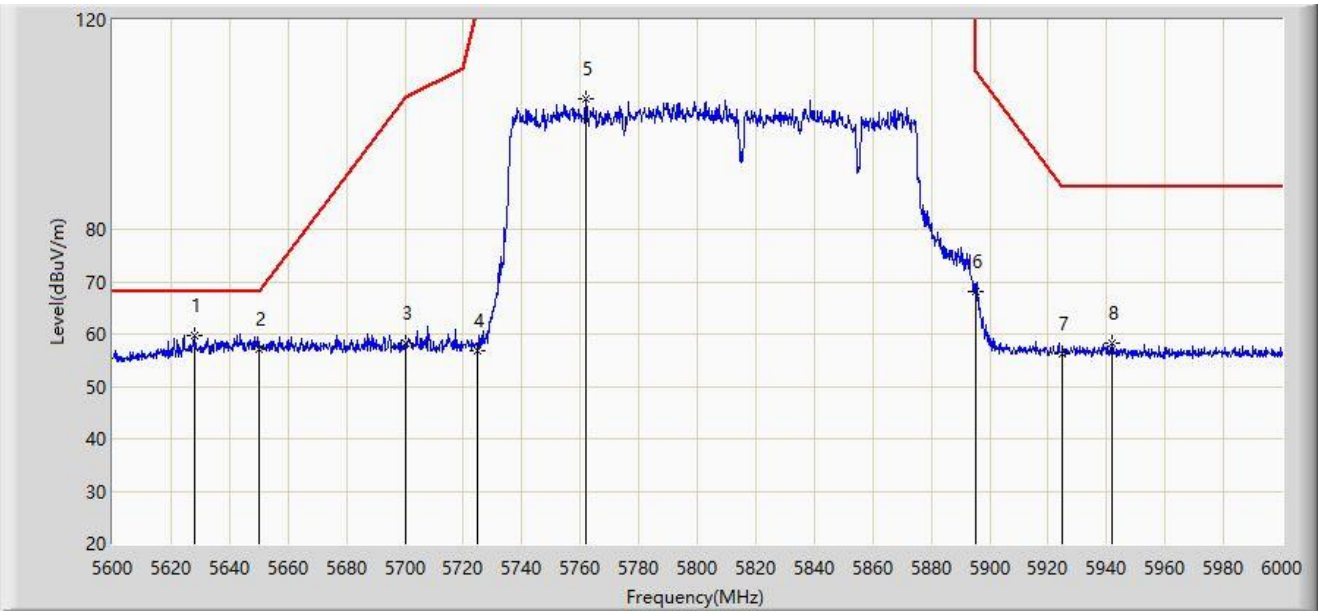

No	Mark	Frequency (MHz)	Measure Level (dBµV/m)	Reading Level (dBµV)	Margin (dB)	Limit (dBµV/m)	Factor (dB/m)	Type
1	*	5628.000	59.663	55.203	-8.537	68.200	4.460	PK
2		5650.000	57.054	52.551	-11.146	68.200	4.502	PK
3		5700.000	58.249	53.386	-46.951	105.200	4.863	PK
4		5725.000	56.887	51.753	-65.313	122.200	5.134	PK
5		5762.000	105.006	99.944	N/A	N/A	5.062	PK
6		5895.000	68.093	62.677	-42.107	110.200	5.417	PK
7		5925.000	56.241	50.732	-31.959	88.200	5.509	PK
8		5941.800	58.203	52.634	-29.997	88.200	5.569	PK

Note 1: " * ", means this data is the worst emission level.

Note 2: Measure Level (dBµV/m) = Reading Level (dBµV) + Factor (dB/m).

Note 3: Factor (dB/m) = Cable Loss (dB) + Antenna Factor (dB/m) - Pre_Amplifier Gain (dB).

Site: WZ-AC2	Test Date: 2024-04-10
Limit: FCC_5.9G_RE(3m)	Engineer: Dick Shen
Probe: BBHA9120D_1457_1-18GHz	Polarity: Vertical
EUT: ACCESS POINT	Power: AC 120V/60Hz
Test Mode: Transmit by 802.11be-EHT160 at 5815MHz 8_242	

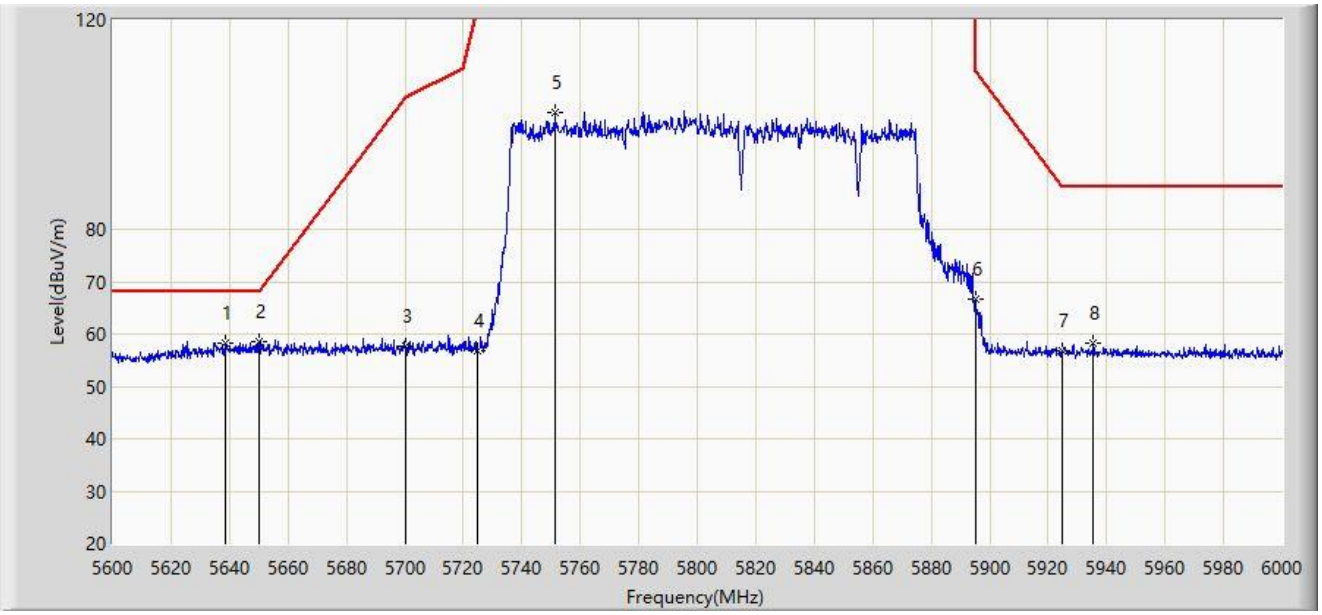

No	Mark	Frequency (MHz)	Measure Level (dBµV/m)	Reading Level (dBµV)	Margin (dB)	Limit (dBµV/m)	Factor (dB/m)	Type
1		5638.400	58.339	53.781	-9.861	68.200	4.558	PK
2	*	5650.000	58.455	53.952	-9.745	68.200	4.502	PK
3		5700.000	57.566	52.703	-47.634	105.200	4.863	PK
4		5725.000	56.840	51.706	-65.360	122.200	5.134	PK
5		5751.400	102.426	97.431	N/A	N/A	4.995	PK
6		5895.000	66.700	61.284	-43.500	110.200	5.417	PK
7		5925.000	56.811	51.302	-31.389	88.200	5.509	PK
8		5935.400	58.248	52.695	-29.952	88.200	5.552	PK

Note 1: " * ", means this data is the worst emission level.

Note 2: Measure Level (dBµV/m) = Reading Level (dBµV) + Factor (dB/m).

Note 3: Factor (dB/m) = Cable Loss (dB) + Antenna Factor (dB/m) - Pre_Amplifier Gain (dB).

A.9 AC Conducted Emissions Test Result

Site: WZ-SR2	Test Date: 2024-02-22
Limit: FCC_Part15.207_CE_AC Power	Engineer: Linda Wei
Probe: ENV216_101683_Filter Off_C	Polarity: Line
EUT: ACCESS POINT	Power: AC 120V/60Hz
Test Mode: Transmit by 802.11ax-HE20 at 5845MHz	

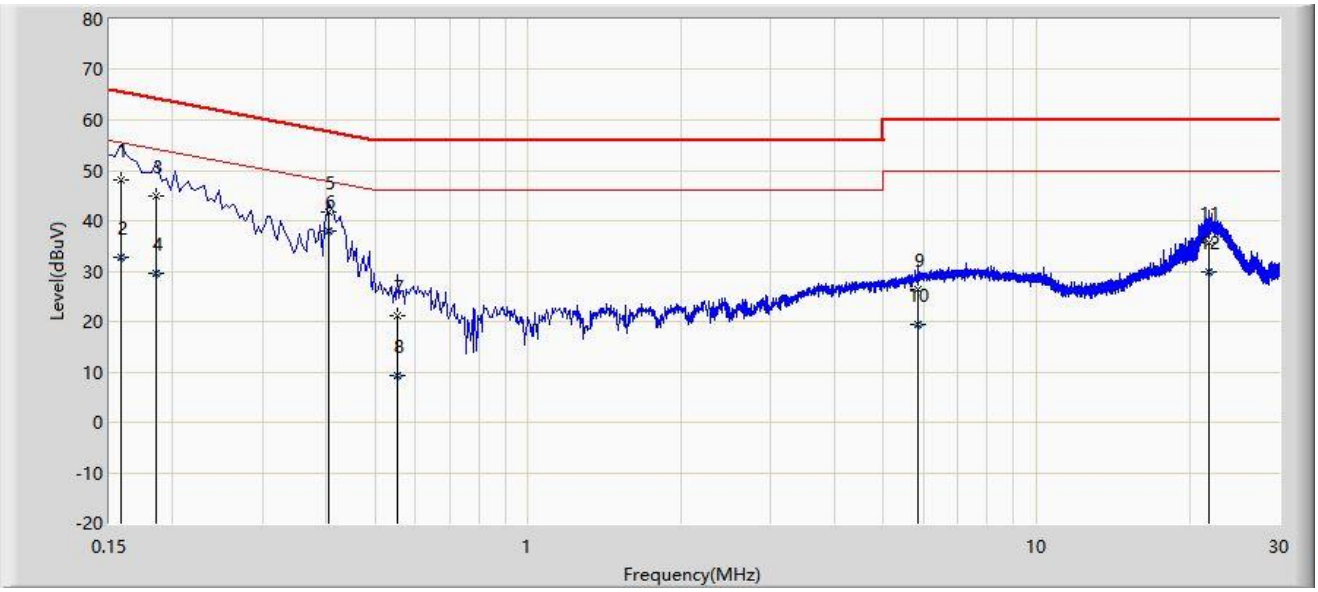

No	Mark	Frequency (MHz)	Measure Level (dBμV)	Reading Level (dBμV)	Margin (dB)	Limit (dBμV)	Factor (dB)	Type
1		0.158	48.206	38.490	-17.362	65.568	9.716	QP
2		0.158	32.827	23.112	-22.741	55.568	9.716	AV
3		0.186	44.844	35.121	-19.370	64.213	9.722	QP
4		0.186	29.457	19.735	-24.756	54.213	9.722	AV
5		0.406	41.818	32.020	-15.911	57.730	9.798	QP
6	*	0.406	38.020	28.221	-9.710	47.730	9.798	AV
7		0.554	21.037	11.170	-34.963	56.000	9.866	QP
8		0.554	9.394	-0.472	-36.606	46.000	9.866	AV
9		5.858	26.277	16.072	-33.723	60.000	10.205	QP
10		5.858	19.379	9.174	-30.621	50.000	10.205	AV
11		21.850	35.689	24.927	-24.311	60.000	10.762	QP
12		21.850	29.979	19.217	-20.021	50.000	10.762	AV

Note 1: " * ", means this data is the worst emission level.

Note 2: Measure Level (dBμV) = Reading Level (dBμV) + Factor (dB).

Note 3: Factor (dB) = Cable Loss (dB) + LISN Factor (dB).

Site: WZ-SR2	Test Date: 2024-02-22
Limit: FCC_Part15.207_CE_AC Power	Engineer: Linda Wei
Probe: ENV216_101683_Filter Off_C	Polarity: Neutral
EUT: ACCESS POINT	Power: AC 120V/60Hz
Test Mode: Transmit by 802.11ax-HE20 at 5845MHz	

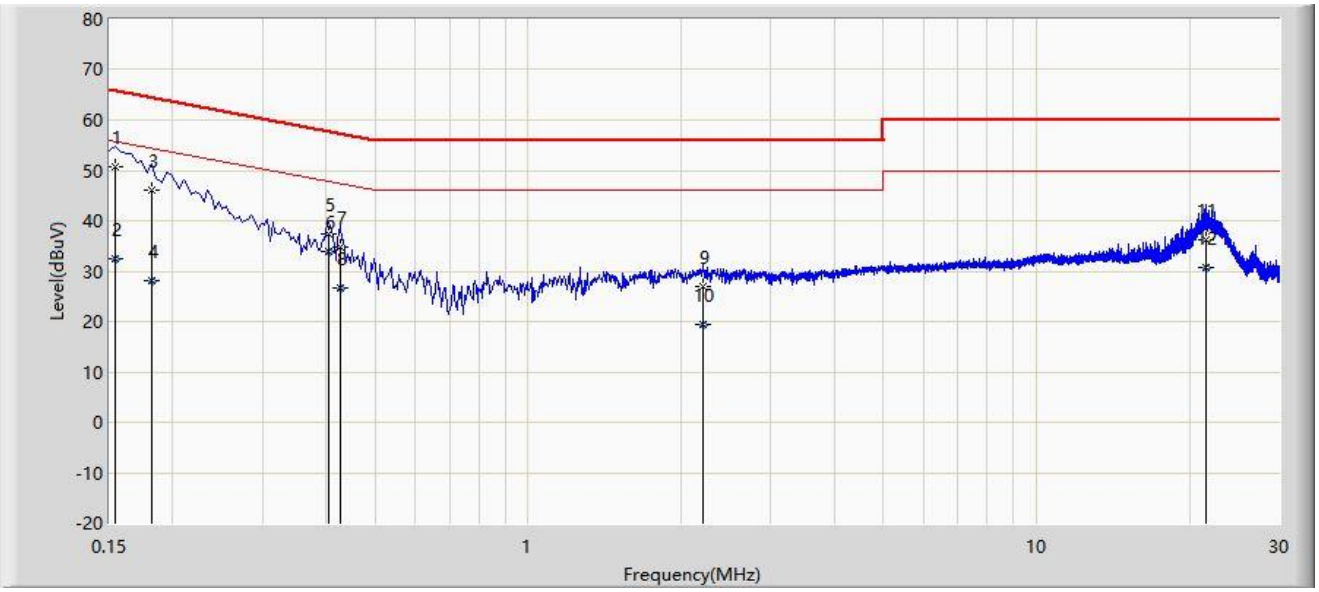

No	Mark	Frequency (MHz)	Measure Level (dBμV)	Reading Level (dBμV)	Margin (dB)	Limit (dBμV)	Factor (dB)	Type
1		0.154	50.814	41.109	-14.968	65.781	9.705	QP
2		0.154	32.589	22.885	-23.192	55.781	9.705	AV
3		0.182	46.005	36.294	-18.389	64.394	9.711	QP
4		0.182	27.992	18.281	-26.402	54.394	9.711	AV
5		0.406	37.485	27.697	-20.245	57.730	9.788	QP
6	*	0.406	34.031	24.242	-13.699	47.730	9.788	AV
7		0.426	34.648	24.851	-22.682	57.330	9.798	QP
8		0.426	26.715	16.917	-20.616	47.330	9.798	AV
9		2.214	27.033	16.938	-28.967	56.000	10.095	QP
10		2.214	19.297	9.202	-26.703	46.000	10.095	AV
11		21.582	36.155	25.507	-23.845	60.000	10.648	QP
12		21.582	30.586	19.938	-19.414	50.000	10.648	AV

Note 1: " * ", means this data is the worst emission level.

Note 2: Measure Level (dBμV) = Reading Level (dBμV) + Factor (dB).

Note 3: Factor (dB) = Cable Loss (dB) + LISN Factor (dB).

Appendix B – Test Setup Photograph

Refer to “2311RSU031-UT” file.

Appendix C – EUT Photograph

Refer to “2311RSU031-UE” file.

The End