Site: SIP-AC3	Time: 2024/05/24
Limit: FCC_2.4G_RE(3m)	Engineer: Barry Wu
Probe: HF907_102861_1-18GHz	Polarity: Horizontal
EUT: ACCESS POINT	Power: AC 120V/60Hz
Test Mode: Transmit by BLE 1M at 2480MHz	

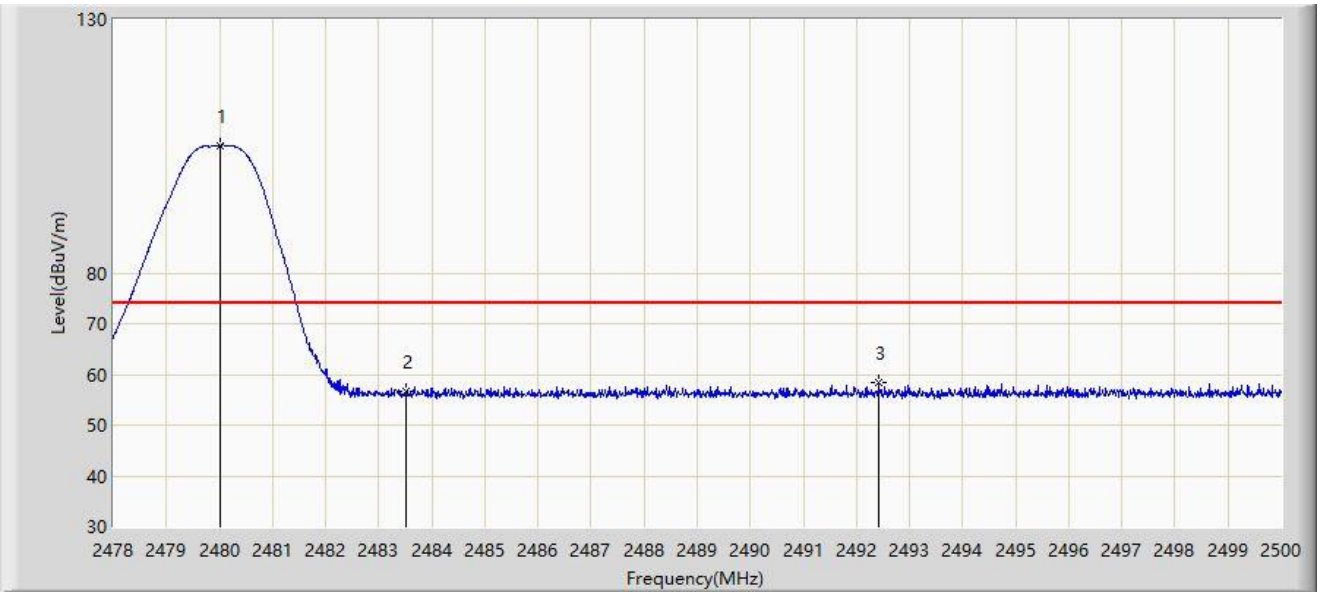

No	Mark	Frequency (MHz)	Measure Level (dBμV/m)	Reading Level (dBμV)	Margin (dB)	Limit (dBμV/m)	Factor (dB/m)	Type
1		2480.002	105.189	72.907	N/A	N/A	32.282	PK
2		2483.500	56.554	24.254	-17.446	74.000	32.300	PK
3	*	2492.421	58.540	26.194	-15.460	74.000	32.346	PK

Note 1: " * ", means this data is the worst emission level.

Note 2: Measure Level (dBμV/m) = Reading Level (dBμV) + Factor (dB/m).

Note 3: Factor (dB/m) = Cable Loss (dB) + Antenna Factor (dB/m).

Site: SIP-AC3	Time: 2024/05/24
Limit: FCC_2.4G_RE(3m)	Engineer: Barry Wu
Probe: HF907_102861_1-18GHz	Polarity: Horizontal
EUT: ACCESS POINT	Power: AC 120V/60Hz
Test Mode: Transmit by BLE 1M at 2480MHz	

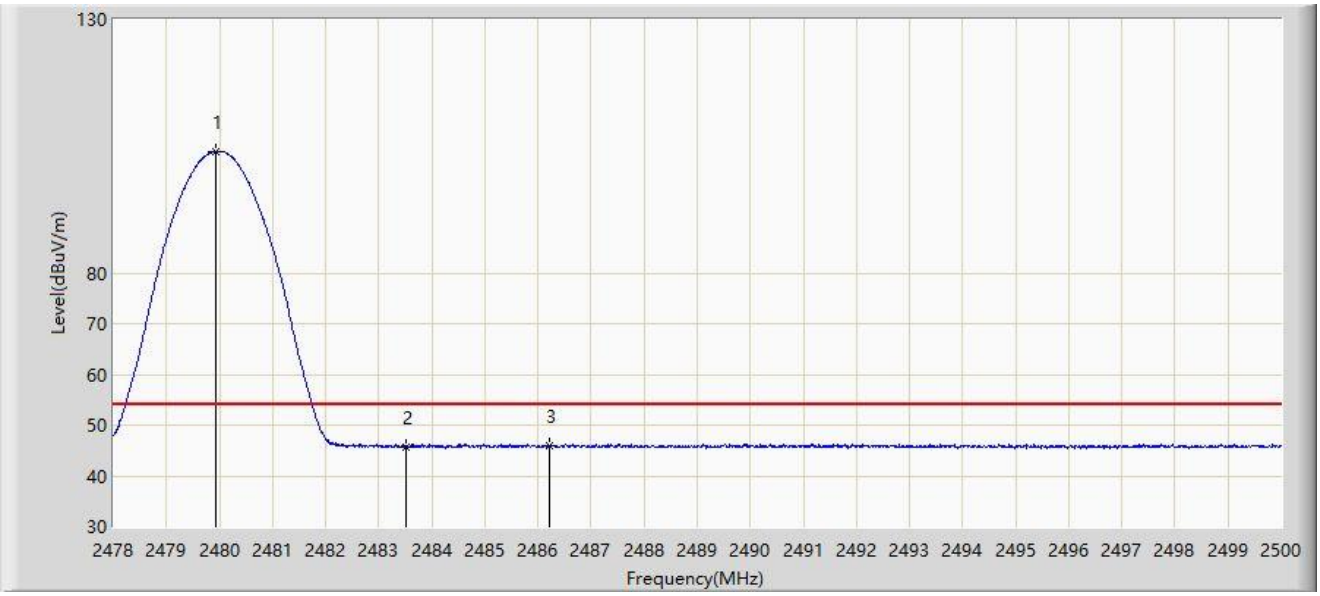

No	Mark	Frequency (MHz)	Measure Level (dBμV/m)	Reading Level (dBμV)	Margin (dB)	Limit (dBμV/m)	Factor (dB/m)	Type
1		2479.936	103.981	71.699	N/A	N/A	32.282	AV
2		2483.500	45.684	13.384	-8.316	54.000	32.300	AV
3	*	2486.217	46.031	13.717	-7.969	54.000	32.314	AV

Note 1: " * ", means this data is the worst emission level.

Note 2: Measure Level (dBμV/m) = Reading Level (dBμV) + Factor (dB/m).

Note 3: Factor (dB/m) = Cable Loss (dB) + Antenna Factor (dB/m).

Site: SIP-AC3	Time: 2024/05/24
Limit: FCC_2.4G_RE(3m)	Engineer: Barry Wu
Probe: HF907_102861_1-18GHz	Polarity: Vertical
EUT: ACCESS POINT	Power: AC 120V/60Hz
Test Mode: Transmit by BLE 1M at 2480MHz	

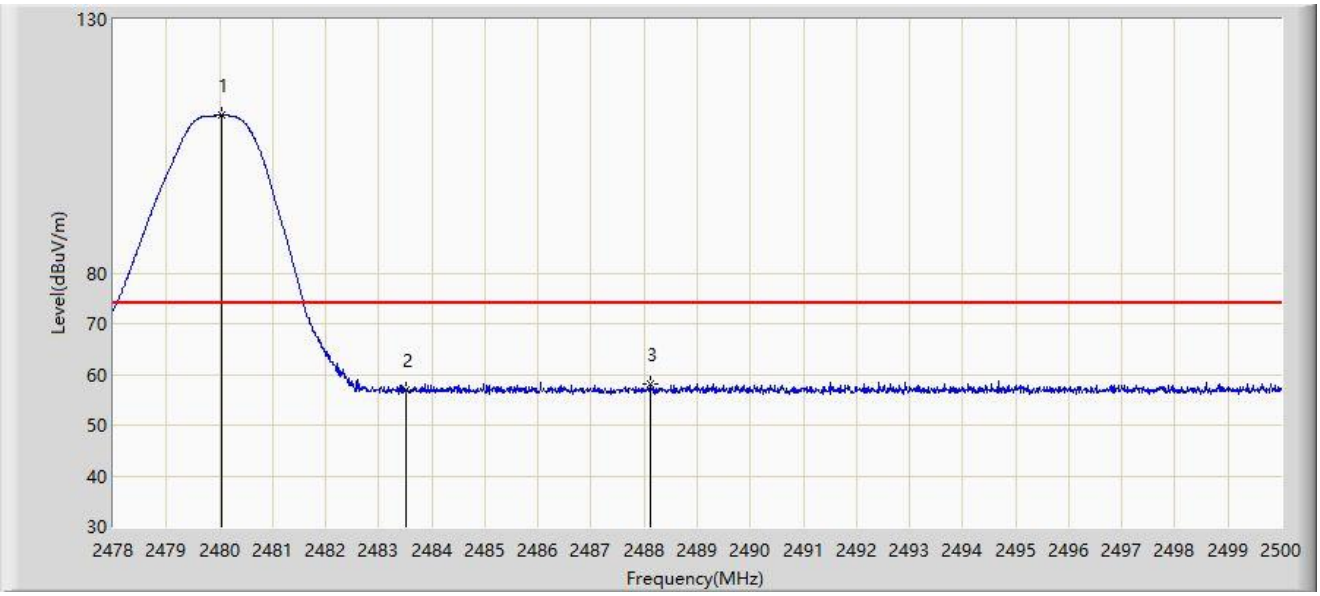

No	Mark	Frequency (MHz)	Measure Level (dBμV/m)	Reading Level (dBμV)	Margin (dB)	Limit (dBμV/m)	Factor (dB/m)	Type
1		2480.046	111.108	78.826	N/A	N/A	32.282	PK
2		2483.500	57.067	24.767	-16.933	74.000	32.300	PK
3	*	2488.131	58.234	25.910	-15.766	74.000	32.325	PK

Note 1: " * ", means this data is the worst emission level.

Note 2: Measure Level (dBμV/m) = Reading Level (dBμV) + Factor (dB/m).

Note 3: Factor (dB/m) = Cable Loss (dB) + Antenna Factor (dB/m).

Site: SIP-AC3	Time: 2024/05/24
Limit: FCC_2.4G_RE(3m)	Engineer: Barry Wu
Probe: HF907_102861_1-18GHz	Polarity: Vertical
EUT: ACCESS POINT	Power: AC 120V/60Hz
Test Mode: Transmit by BLE 1M at 2480MHz	

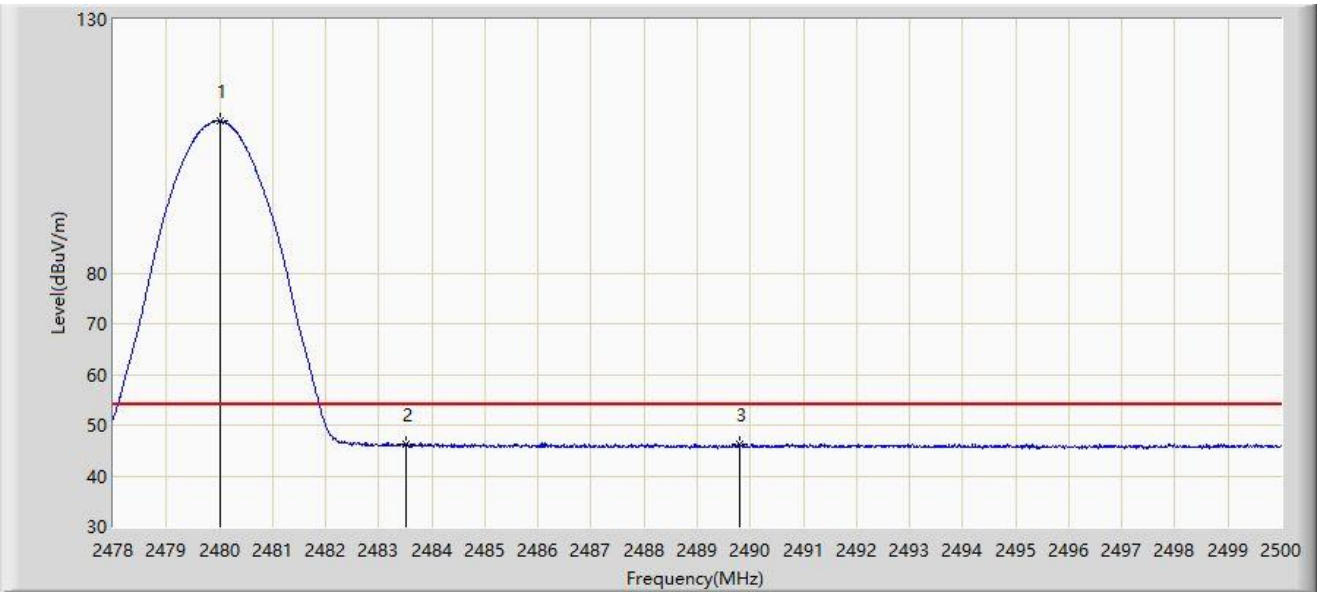

No	Mark	Frequency (MHz)	Measure Level (dBμV/m)	Reading Level (dBμV)	Margin (dB)	Limit (dBμV/m)	Factor (dB/m)	Type
1		2480.002	109.897	77.615	N/A	N/A	32.282	AV
2		2483.500	46.210	13.910	-7.790	54.000	32.300	AV
3	*	2489.792	46.305	13.972	-7.695	54.000	32.333	AV

Note 1: " * ", means this data is the worst emission level.

Note 2: Measure Level (dBμV/m) = Reading Level (dBμV) + Factor (dB/m).

Note 3: Factor (dB/m) = Cable Loss (dB) + Antenna Factor (dB/m).

Site: SIP-AC3	Time: 2024/05/24
Limit: FCC_2.4G_RE(3m)	Engineer: Barry Wu
Probe: HF907_102861_1-18GHz	Polarity: Horizontal
EUT: ACCESS POINT	Power: AC 120V/60Hz
Test Mode: Transmit by BLE 2M at 2402MHz	

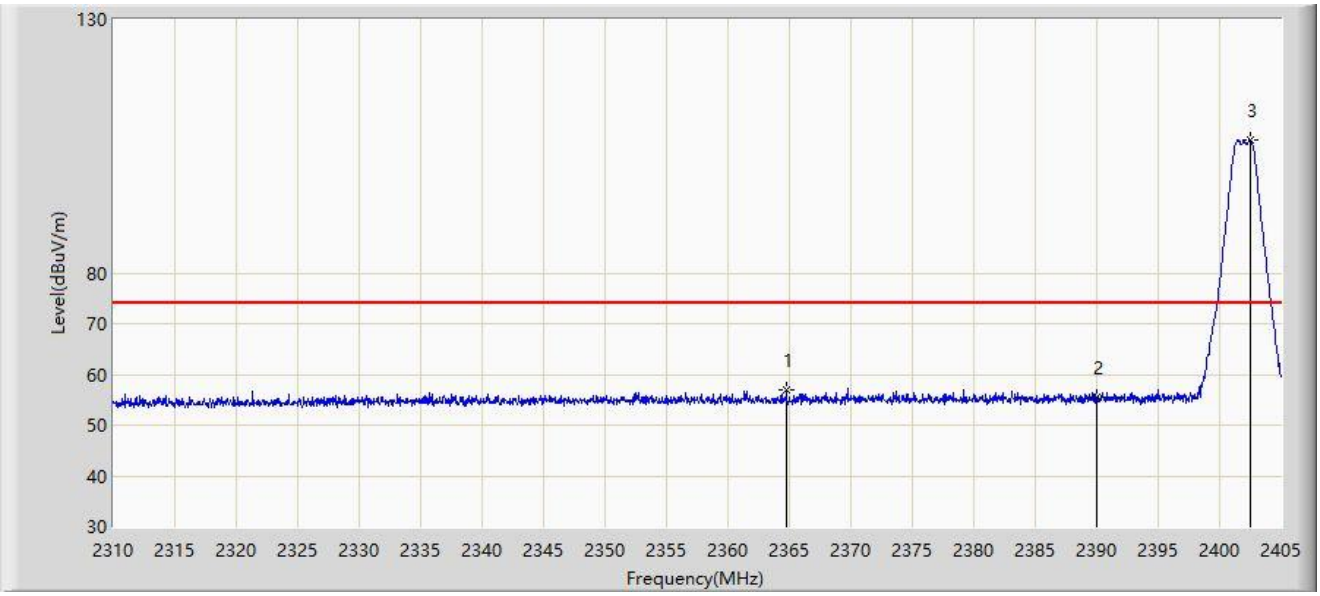

No	Mark	Frequency (MHz)	Measure Level (dBμV/m)	Reading Level (dBμV)	Margin (dB)	Limit (dBμV/m)	Factor (dB/m)	Type
1	*	2364.768	56.891	24.952	-17.109	74.000	31.938	PK
2		2390.000	55.376	23.353	-18.624	74.000	32.023	PK
3		2402.530	106.132	74.094	N/A	N/A	32.038	PK

Note 1: " * ", means this data is the worst emission level.

Note 2: Measure Level (dBμV/m) = Reading Level (dBμV) + Factor (dB/m).

Note 3: Factor (dB/m) = Cable Loss (dB) + Antenna Factor (dB/m).

Site: SIP-AC3	Time: 2024/05/24
Limit: FCC_2.4G_RE(3m)	Engineer: Barry Wu
Probe: HF907_102861_1-18GHz	Polarity: Horizontal
EUT: ACCESS POINT	Power: AC 120V/60Hz
Test Mode: Transmit by BLE 2M at 2402MHz	

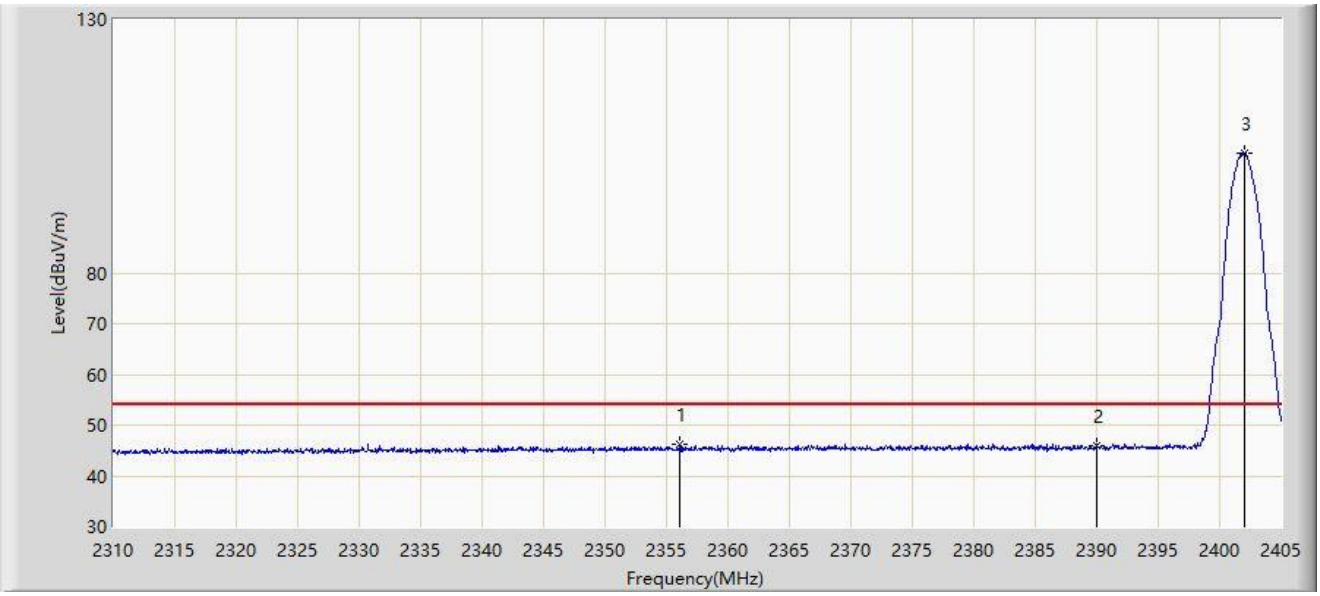

No	Mark	Frequency (MHz)	Measure Level (dBμV/m)	Reading Level (dBμV)	Margin (dB)	Limit (dBμV/m)	Factor (dB/m)	Type
1	*	2356.123	46.157	14.278	-7.843	54.000	31.879	AV
2		2390.000	45.900	13.877	-8.100	54.000	32.023	AV
3		2402.008	103.619	71.581	N/A	N/A	32.037	AV

Note 1: " * ", means this data is the worst emission level.

Note 2: Measure Level (dBμV/m) = Reading Level (dBμV) + Factor (dB/m).

Note 3: Factor (dB/m) = Cable Loss (dB) + Antenna Factor (dB/m).

Site: SIP-AC3	Time: 2024/05/24
Limit: FCC_2.4G_RE(3m)	Engineer: Barry Wu
Probe: HF907_102861_1-18GHz	Polarity: Vertical
EUT: ACCESS POINT	Power: AC 120V/60Hz
Test Mode: Transmit by BLE 2M at 2402MHz	

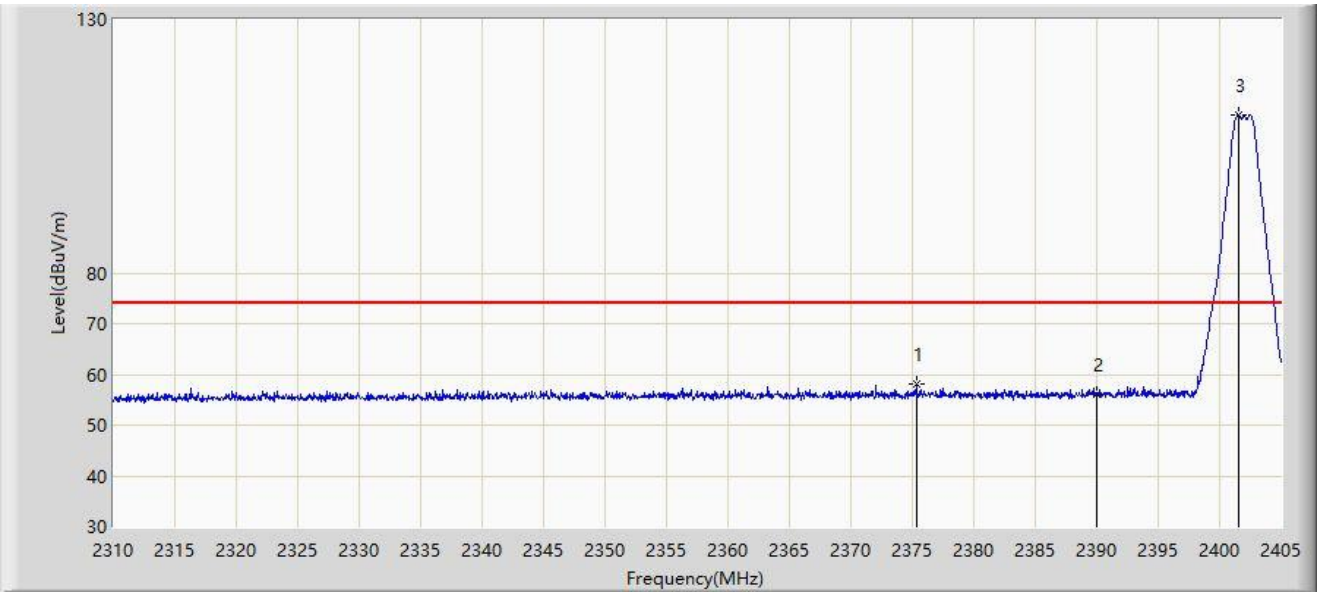

No	Mark	Frequency (MHz)	Measure Level (dBμV/m)	Reading Level (dBμV)	Margin (dB)	Limit (dBμV/m)	Factor (dB/m)	Type
1	*	2375.312	58.071	26.082	-15.929	74.000	31.989	PK
2		2390.000	56.043	24.020	-17.957	74.000	32.023	PK
3		2401.532	111.050	79.013	N/A	N/A	32.037	PK

Note 1: " * ", means this data is the worst emission level.

Note 2: Measure Level (dBμV/m) = Reading Level (dBμV) + Factor (dB/m).

Note 3: Factor (dB/m) = Cable Loss (dB) + Antenna Factor (dB/m).

Site: SIP-AC3	Time: 2024/05/24
Limit: FCC_2.4G_RE(3m)	Engineer: Barry Wu
Probe: HF907_102861_1-18GHz	Polarity: Vertical
EUT: ACCESS POINT	Power: AC 120V/60Hz
Test Mode: Transmit by BLE 2M at 2402MHz	

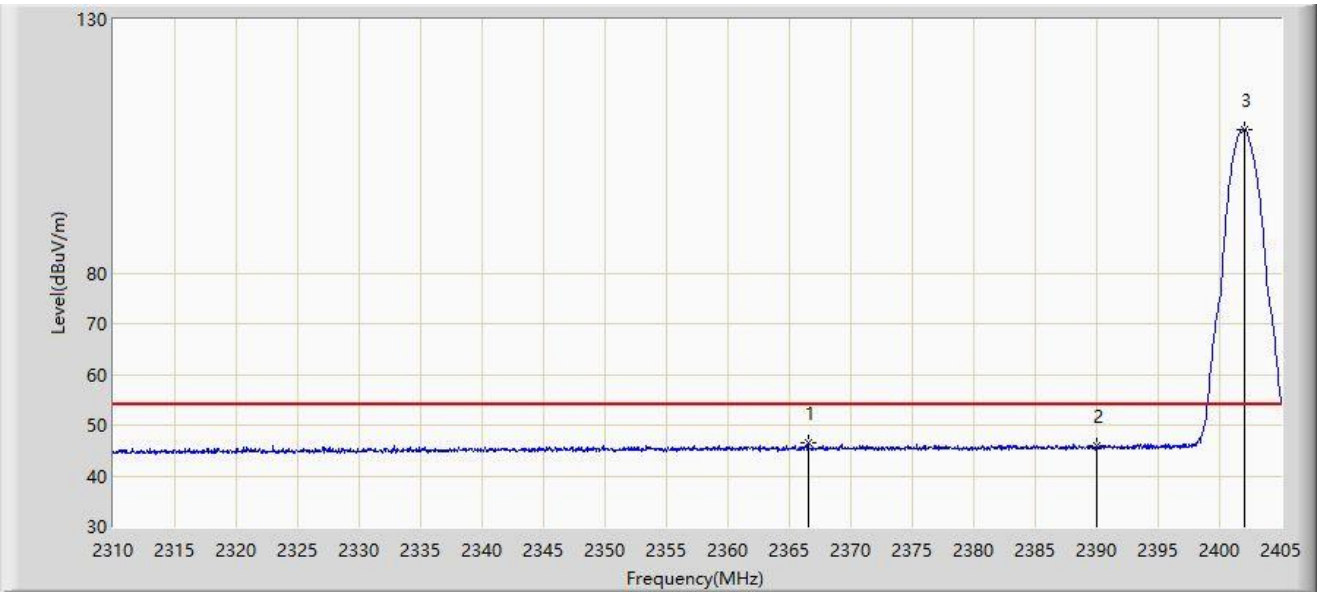

No	Mark	Frequency (MHz)	Measure Level (dBµV/m)	Reading Level (dBµV)	Margin (dB)	Limit (dBµV/m)	Factor (dB/m)	Type
1	*	2366.525	46.388	14.441	-7.612	54.000	31.948	AV
2		2390.000	45.851	13.828	-8.149	54.000	32.023	AV
3		2402.008	108.390	76.352	N/A	N/A	32.037	AV

Note 1: " * ", means this data is the worst emission level.

Note 2: Measure Level (dBµV/m) = Reading Level (dBµV) + Factor (dB/m).

Note 3: Factor (dB/m) = Cable Loss (dB) + Antenna Factor (dB/m).

Site: SIP-AC3	Time: 2024/05/24
Limit: FCC_2.4G_RE(3m)	Engineer: Barry Wu
Probe: HF907_102861_1-18GHz	Polarity: Horizontal
EUT: ACCESS POINT	Power: AC 120V/60Hz
Test Mode: Transmit by BLE 2M at 2480MHz	

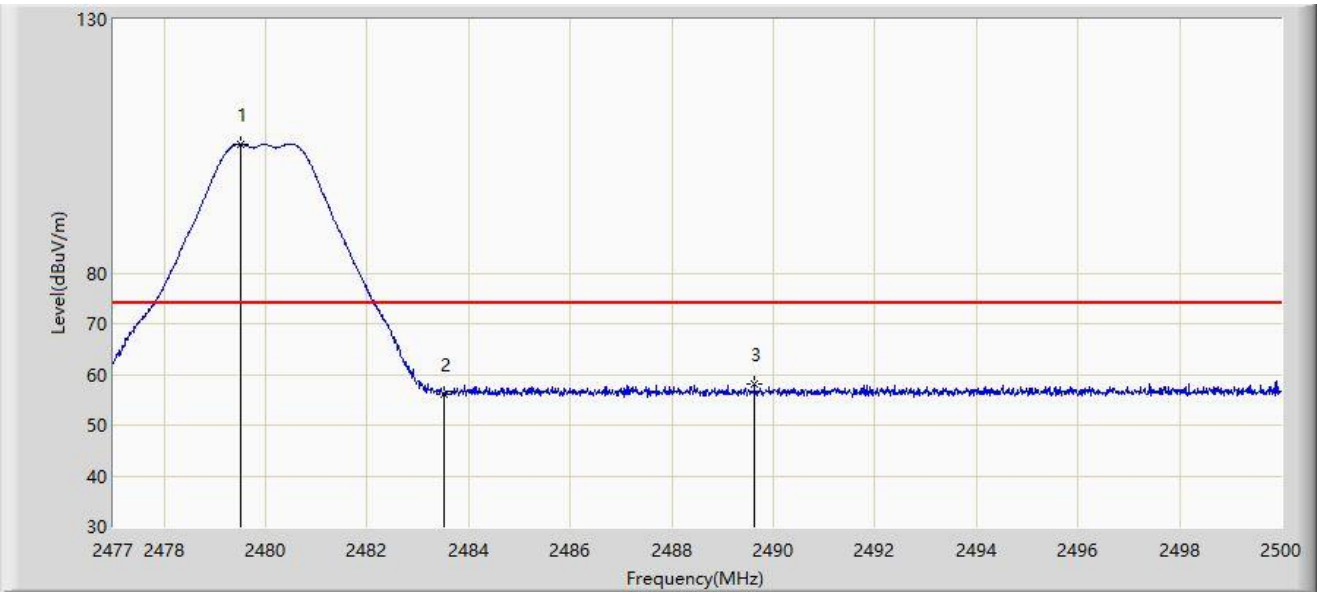

No	Mark	Frequency (MHz)	Measure Level (dBμV/m)	Reading Level (dBμV)	Margin (dB)	Limit (dBμV/m)	Factor (dB/m)	Type
1		2479.496	105.476	73.196	N/A	N/A	32.279	PK
2		2483.500	56.223	23.923	-17.777	74.000	32.300	PK
3	*	2489.627	58.129	25.797	-15.871	74.000	32.332	PK

Note 1: " * ", means this data is the worst emission level.

Note 2: Measure Level (dBμV/m) = Reading Level (dBμV) + Factor (dB/m).

Note 3: Factor (dB/m) = Cable Loss (dB) + Antenna Factor (dB/m).

Site: SIP-AC3	Time: 2024/05/24
Limit: FCC_2.4G_RE(3m)	Engineer: Barry Wu
Probe: HF907_102861_1-18GHz	Polarity: Horizontal
EUT: ACCESS POINT	Power: AC 120V/60Hz
Test Mode: Transmit by BLE 2M at 2480MHz	

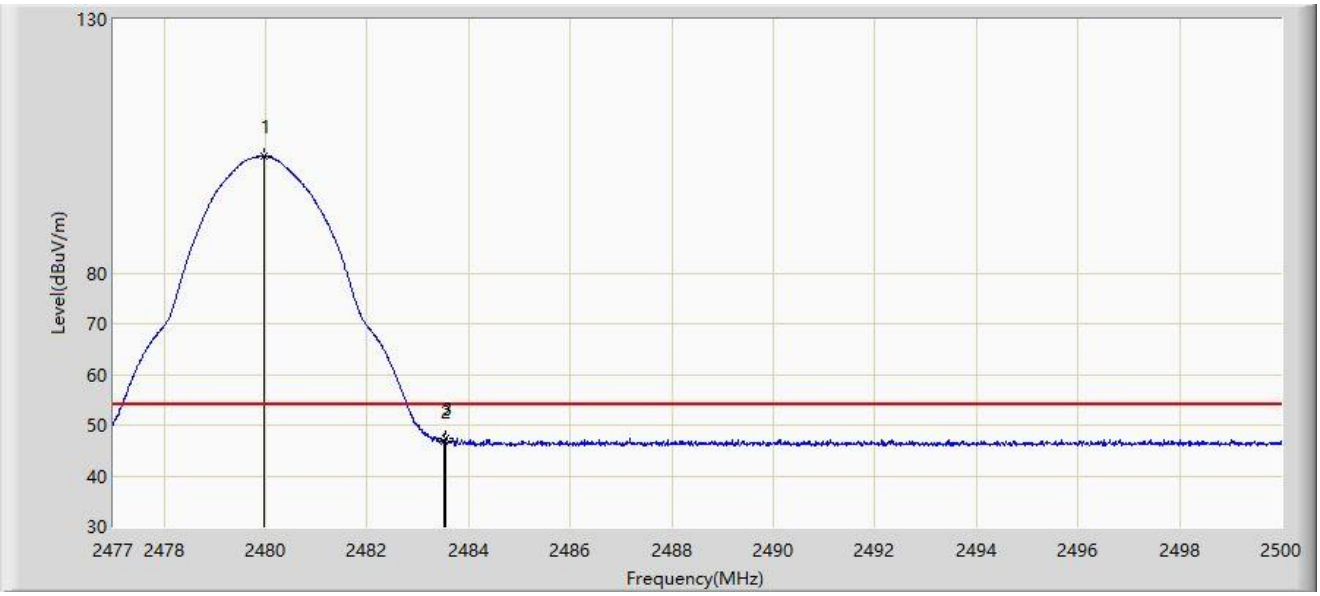

No	Mark	Frequency (MHz)	Measure Level (dBμV/m)	Reading Level (dBμV)	Margin (dB)	Limit (dBμV/m)	Factor (dB/m)	Type
1		2479.956	102.946	70.664	N/A	N/A	32.282	AV
2		2483.500	46.813	14.513	-7.187	54.000	32.300	AV
3	*	2483.543	47.527	15.226	-6.473	54.000	32.301	AV

Note 1: " * ", means this data is the worst emission level.

Note 2: Measure Level (dBμV/m) = Reading Level (dBμV) + Factor (dB/m).

Note 3: Factor (dB/m) = Cable Loss (dB) + Antenna Factor (dB/m).

Site: SIP-AC3	Time: 2024/05/24
Limit: FCC_2.4G_RE(3m)	Engineer: Barry Wu
Probe: HF907_102861_1-18GHz	Polarity: Vertical
EUT: ACCESS POINT	Power: AC 120V/60Hz
Test Mode: Transmit by BLE 2M at 2480MHz	

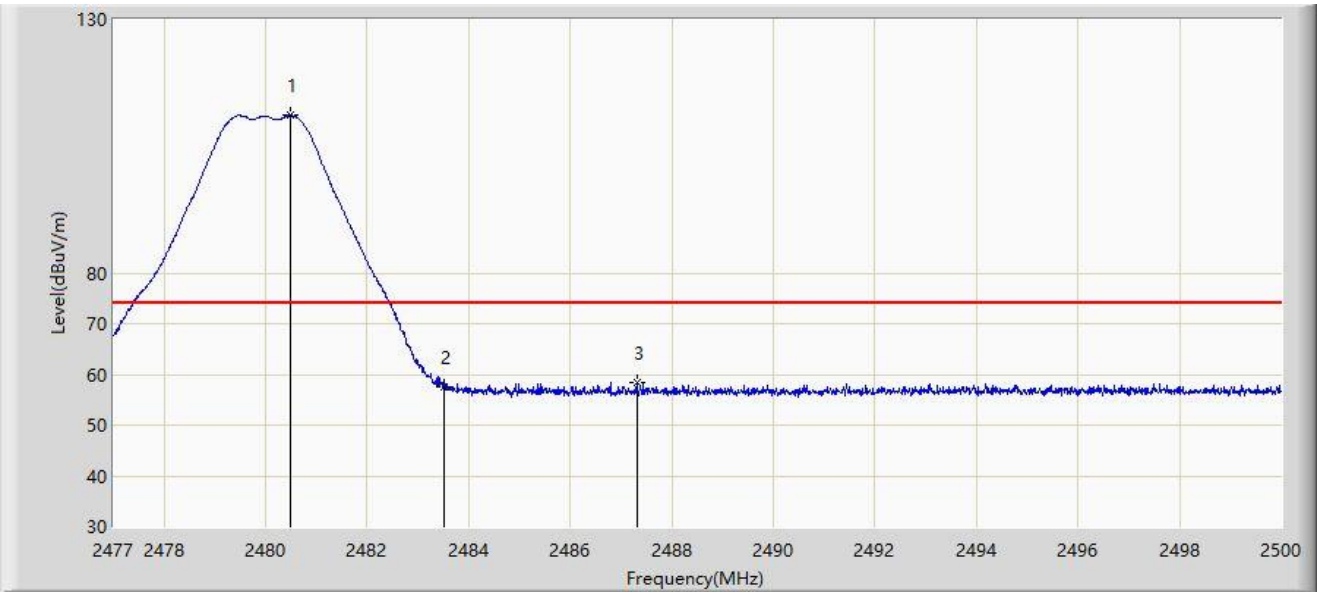

No	Mark	Frequency (MHz)	Measure Level (dBμV/m)	Reading Level (dBμV)	Margin (dB)	Limit (dBμV/m)	Factor (dB/m)	Type
1		2480.496	111.075	78.790	N/A	N/A	32.284	PK
2		2483.500	57.418	25.118	-16.582	74.000	32.300	PK
3	*	2487.304	58.354	26.034	-15.646	74.000	32.320	PK

Note 1: " * ", means this data is the worst emission level.

Note 2: Measure Level (dBμV/m) = Reading Level (dBμV) + Factor (dB/m).

Note 3: Factor (dB/m) = Cable Loss (dB) + Antenna Factor (dB/m).

Site: SIP-AC3	Time: 2024/05/24
Limit: FCC_2.4G_RE(3m)	Engineer: Barry Wu
Probe: HF907_102861_1-18GHz	Polarity: Vertical
EUT: ACCESS POINT	Power: AC 120V/60Hz
Test Mode: Transmit by BLE 2M at 2480MHz	

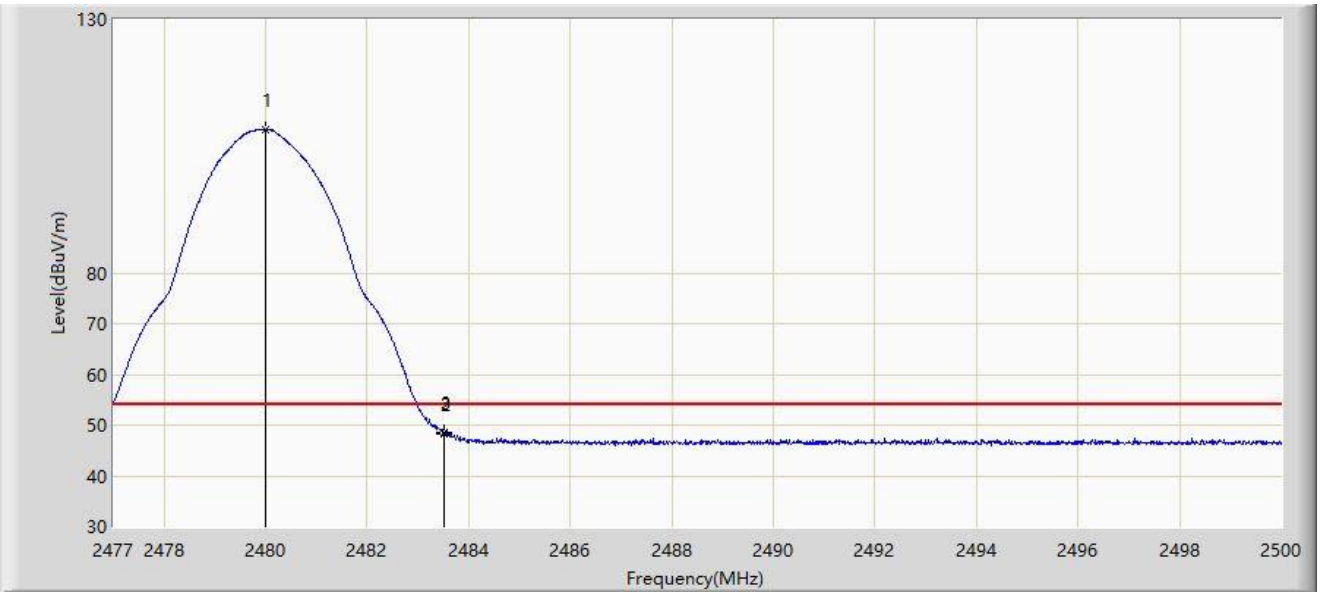

No	Mark	Frequency (MHz)	Measure Level (dBμV/m)	Reading Level (dBμV)	Margin (dB)	Limit (dBμV/m)	Factor (dB/m)	Type
1		2479.990	108.283	76.001	N/A	N/A	32.282	AV
2		2483.500	48.300	16.000	-5.700	54.000	32.300	AV
3	*	2483.521	48.676	16.376	-5.324	54.000	32.301	AV

Note 1: " * ", means this data is the worst emission level.

Note 2: Measure Level (dBμV/m) = Reading Level (dBμV) + Factor (dB/m).

Note 3: Factor (dB/m) = Cable Loss (dB) + Antenna Factor (dB/m).

Mode 1 – Filter 2#

Site: SIP-AC3	Time: 2024/05/24
Limit: FCC_2.4G_RE(3m)	Engineer: Barry Wu
Probe: HF907_102861_1-18GHz	Polarity: Horizontal
EUT: ACCESS POINT	Power: AC 120V/60Hz
Test Mode: Transmit by BLE 1M at 2402MHz	

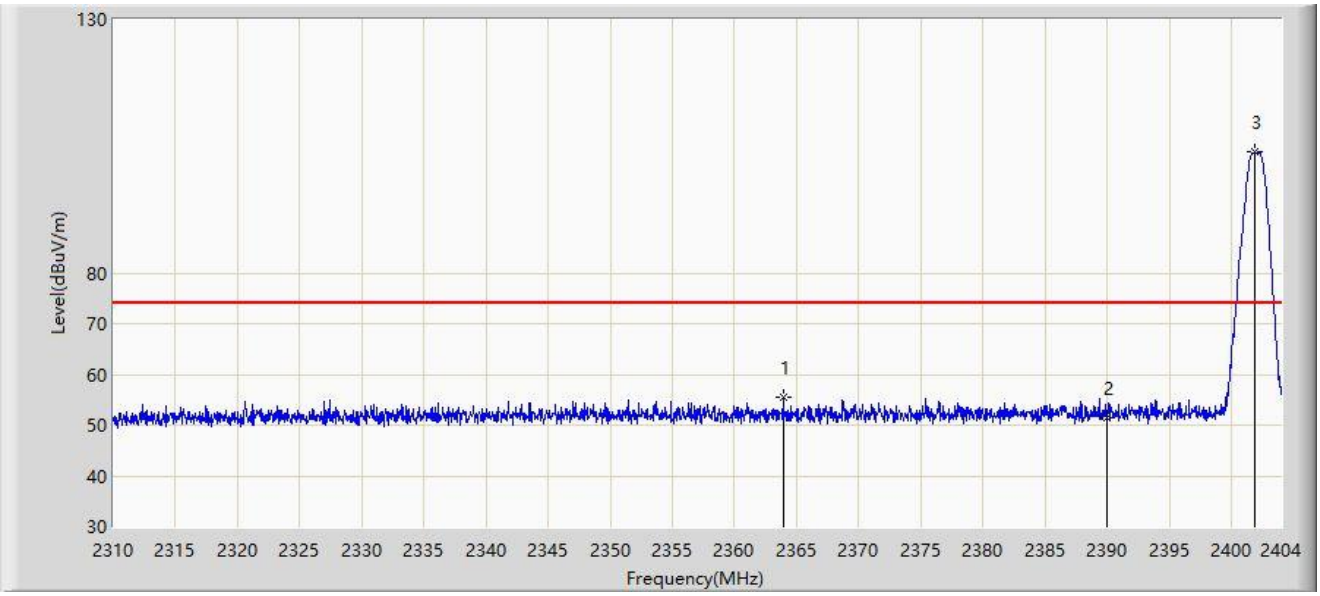

No	Mark	Frequency (MHz)	Measure Level (dBμV/m)	Reading Level (dBμV)	Margin (dB)	Limit (dBμV/m)	Factor (dB/m)	Type
1	*	2363.909	55.649	23.714	-18.351	74.000	31.935	PK
2		2390.000	51.510	19.487	-22.490	74.000	32.023	PK
3		2401.885	103.810	71.773	N/A	N/A	32.038	PK

Note 1: " * ", means this data is the worst emission level.

Note 2: Measure Level (dBμV/m) = Reading Level (dBμV) + Factor (dB/m).

Note 3: Factor (dB/m) = Cable Loss (dB) + Antenna Factor (dB/m).

Site: SIP-AC3	Time: 2024/05/24
Limit: FCC_2.4G_RE(3m)	Engineer: Barry Wu
Probe: HF907_102861_1-18GHz	Polarity: Horizontal
EUT: ACCESS POINT	Power: AC 120V/60Hz
Test Mode: Transmit by BLE 1M at 2402MHz	

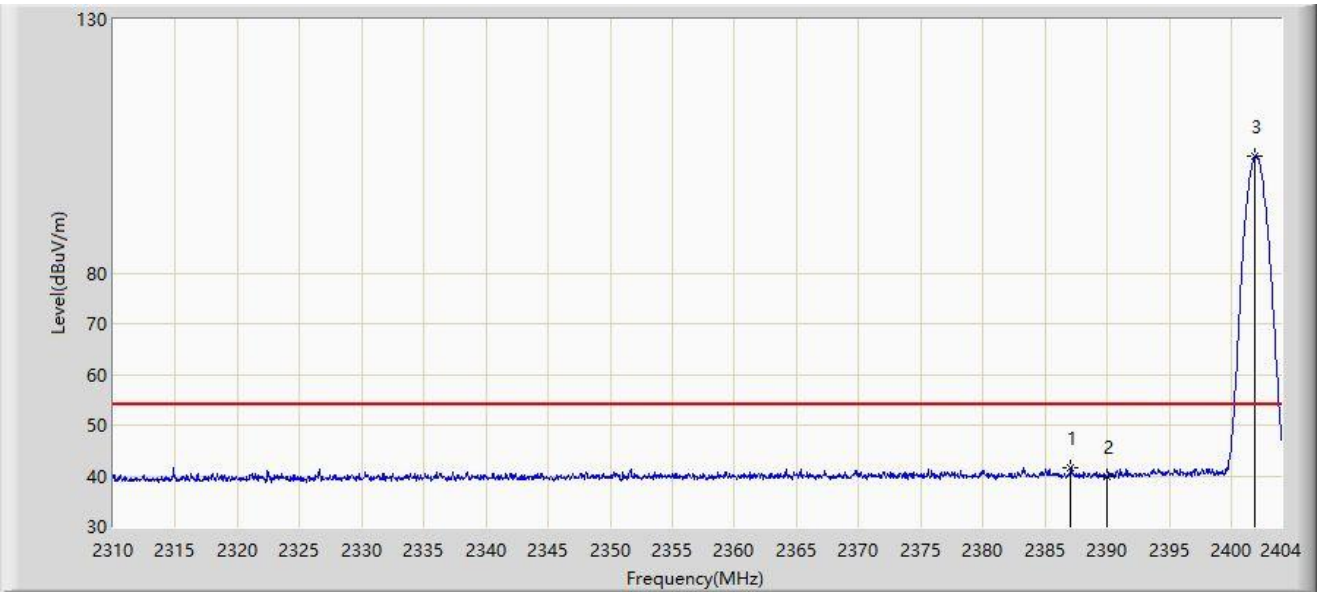

No	Mark	Frequency (MHz)	Measure Level (dBµV/m)	Reading Level (dBµV)	Margin (dB)	Limit (dBµV/m)	Factor (dB/m)	Type
1	*	2387.080	41.684	9.667	-12.316	54.000	32.017	AV
2		2390.000	39.921	7.898	-14.079	54.000	32.023	AV
3		2401.932	102.927	70.889	N/A	N/A	32.038	AV

Note 1: " * ", means this data is the worst emission level.

Note 2: Measure Level (dBµV/m) = Reading Level (dBµV) + Factor (dB/m).

Note 3: Factor (dB/m) = Cable Loss (dB) + Antenna Factor (dB/m).

Site: SIP-AC3	Time: 2024/05/24
Limit: FCC_2.4G_RE(3m)	Engineer: Barry Wu
Probe: HF907_102861_1-18GHz	Polarity: Vertical
EUT: ACCESS POINT	Power: AC 120V/60Hz
Test Mode: Transmit by BLE 1M at 2402MHz	

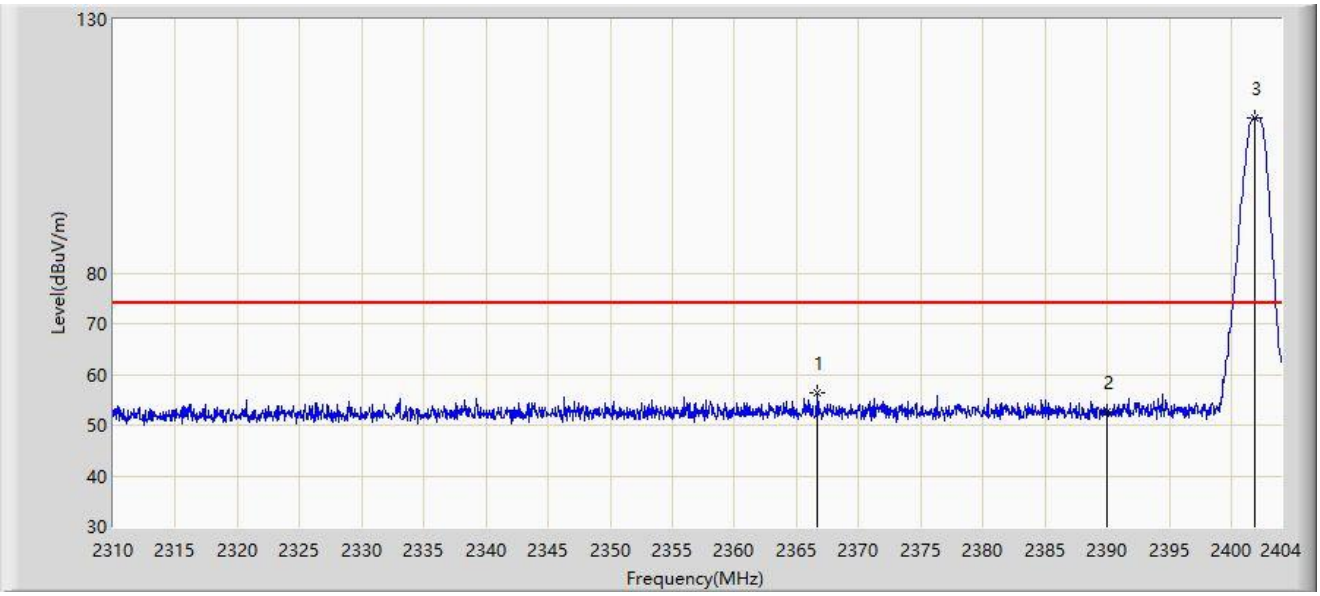

No	Mark	Frequency (MHz)	Measure Level (dBμV/m)	Reading Level (dBμV)	Margin (dB)	Limit (dBμV/m)	Factor (dB/m)	Type
1	*	2366.682	56.285	24.337	-17.715	74.000	31.948	PK
2		2390.000	52.619	20.596	-21.381	74.000	32.023	PK
3		2401.932	110.656	78.618	N/A	N/A	32.038	PK

Note 1: " * ", means this data is the worst emission level.

Note 2: Measure Level (dBμV/m) = Reading Level (dBμV) + Factor (dB/m).

Note 3: Factor (dB/m) = Cable Loss (dB) + Antenna Factor (dB/m).

Site: SIP-AC3	Time: 2024/05/24
Limit: FCC_2.4G_RE(3m)	Engineer: Barry Wu
Probe: HF907_102861_1-18GHz	Polarity: Vertical
EUT: ACCESS POINT	Power: AC 120V/60Hz
Test Mode: Transmit by BLE 1M at 2402MHz	

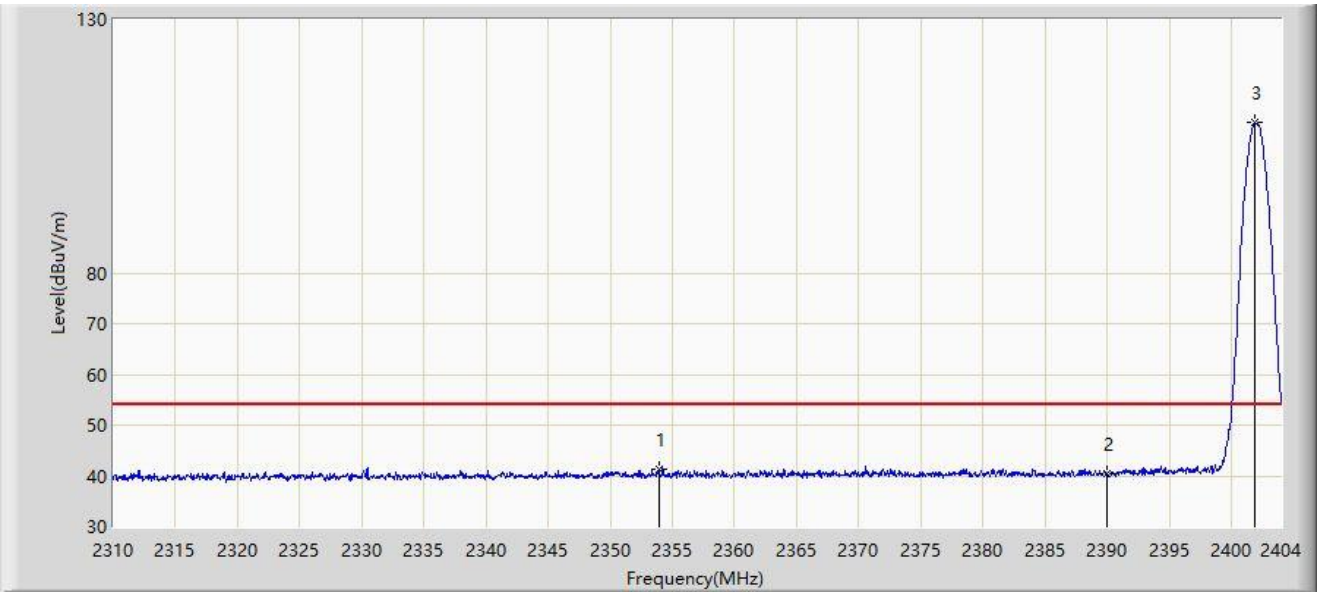

No	Mark	Frequency (MHz)	Measure Level (dBμV/m)	Reading Level (dBμV)	Margin (dB)	Limit (dBμV/m)	Factor (dB/m)	Type
1	*	2353.898	41.373	9.515	-12.627	54.000	31.858	AV
2		2390.000	40.339	8.316	-13.661	54.000	32.023	AV
3		2401.885	109.690	77.653	N/A	N/A	32.038	AV

Note 1: " * ", means this data is the worst emission level.

Note 2: Measure Level (dBμV/m) = Reading Level (dBμV) + Factor (dB/m).

Note 3: Factor (dB/m) = Cable Loss (dB) + Antenna Factor (dB/m).

Site: SIP-AC3	Time: 2024/05/24
Limit: FCC_2.4G_RE(3m)	Engineer: Barry Wu
Probe: HF907_102861_1-18GHz	Polarity: Horizontal
EUT: ACCESS POINT	Power: AC 120V/60Hz
Test Mode: Transmit by BLE 2M at 2402MHz	

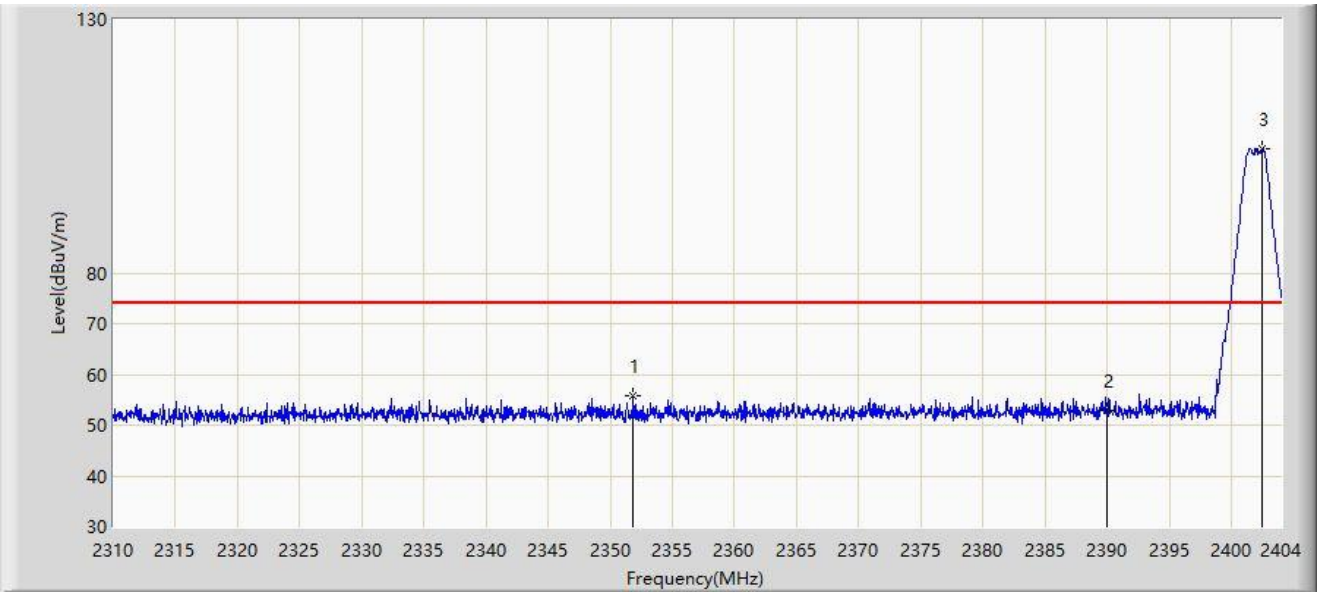

No	Mark	Frequency (MHz)	Measure Level (dBμV/m)	Reading Level (dBμV)	Margin (dB)	Limit (dBμV/m)	Factor (dB/m)	Type
1	*	2351.830	55.792	23.953	-18.208	74.000	31.839	PK
2		2390.000	52.984	20.961	-21.016	74.000	32.023	PK
3		2402.496	104.427	72.389	N/A	N/A	32.038	PK

Note 1: " * ", means this data is the worst emission level.

Note 2: Measure Level (dBμV/m) = Reading Level (dBμV) + Factor (dB/m).

Note 3: Factor (dB/m) = Cable Loss (dB) + Antenna Factor (dB/m).

Site: SIP-AC3	Time: 2024/05/24
Limit: FCC_2.4G_RE(3m)	Engineer: Barry Wu
Probe: HF907_102861_1-18GHz	Polarity: Horizontal
EUT: ACCESS POINT	Power: AC 120V/60Hz
Test Mode: Transmit by BLE 2M at 2402MHz	

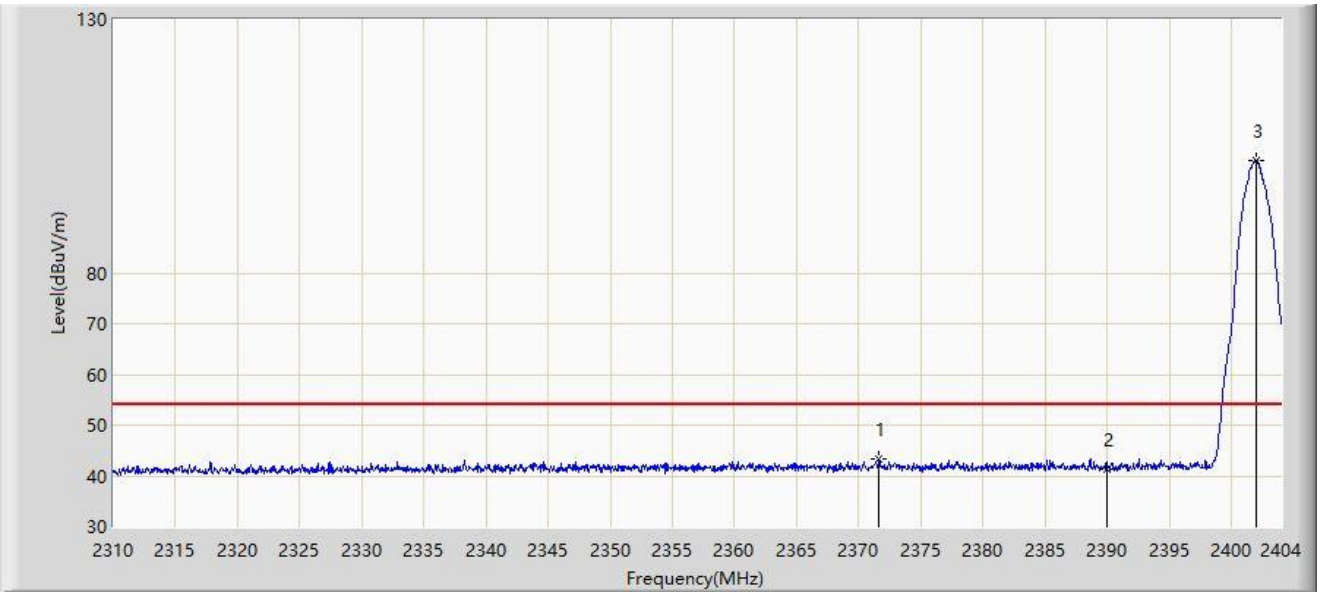

No	Mark	Frequency (MHz)	Measure Level (dBμV/m)	Reading Level (dBμV)	Margin (dB)	Limit (dBμV/m)	Factor (dB/m)	Type
1	*	2371.664	43.385	11.413	-10.615	54.000	31.972	AV
2		2390.000	41.374	9.351	-12.626	54.000	32.023	AV
3		2402.026	102.219	70.181	N/A	N/A	32.037	AV

Note 1: " * ", means this data is the worst emission level.

Note 2: Measure Level (dBμV/m) = Reading Level (dBμV) + Factor (dB/m).

Note 3: Factor (dB/m) = Cable Loss (dB) + Antenna Factor (dB/m).

Site: SIP-AC3	Time: 2024/05/24
Limit: FCC_2.4G_RE(3m)	Engineer: Barry Wu
Probe: HF907_102861_1-18GHz	Polarity: Vertical
EUT: ACCESS POINT	Power: AC 120V/60Hz
Test Mode: Transmit by BLE 2M at 2402MHz	

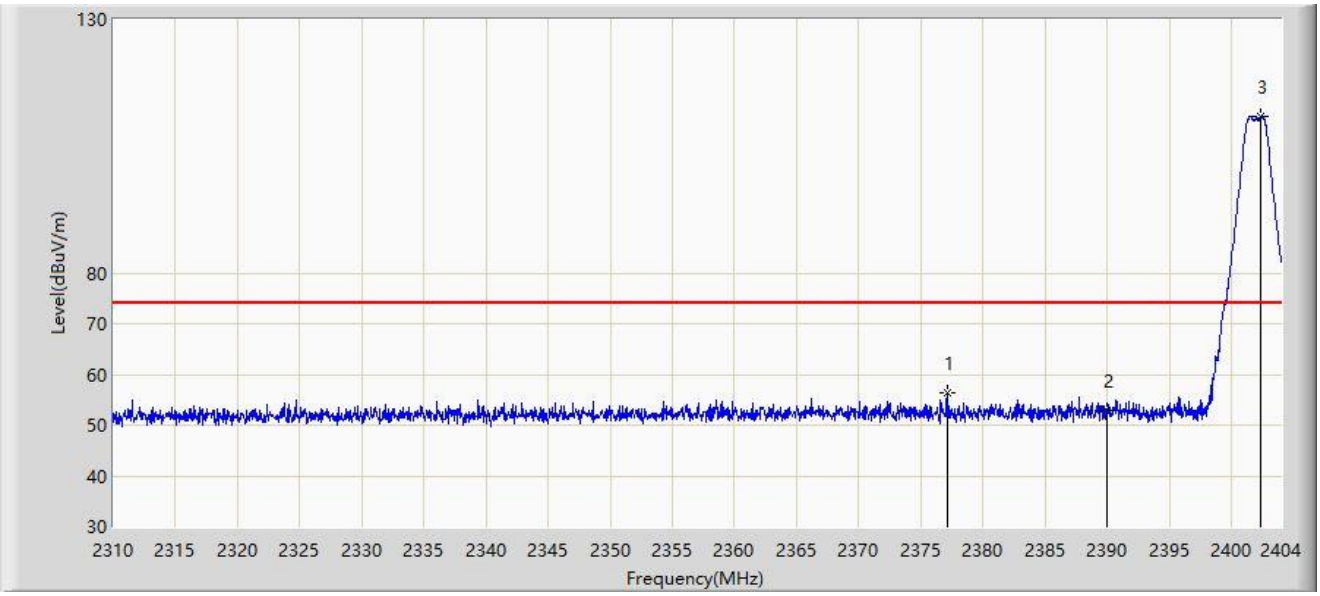

No	Mark	Frequency (MHz)	Measure Level (dBµV/m)	Reading Level (dBµV)	Margin (dB)	Limit (dBµV/m)	Factor (dB/m)	Type
1	*	2377.116	56.238	24.241	-17.762	74.000	31.997	PK
2		2390.000	52.946	20.923	-21.054	74.000	32.023	PK
3		2402.402	110.923	78.885	N/A	N/A	32.038	PK

Note 1: " * ", means this data is the worst emission level.

Note 2: Measure Level (dBµV/m) = Reading Level (dBµV) + Factor (dB/m).

Note 3: Factor (dB/m) = Cable Loss (dB) + Antenna Factor (dB/m).

Site: SIP-AC3	Time: 2024/05/24
Limit: FCC_2.4G_RE(3m)	Engineer: Barry Wu
Probe: HF907_102861_1-18GHz	Polarity: Vertical
EUT: ACCESS POINT	Power: AC 120V/60Hz
Test Mode: Transmit by BLE 2M at 2402MHz	

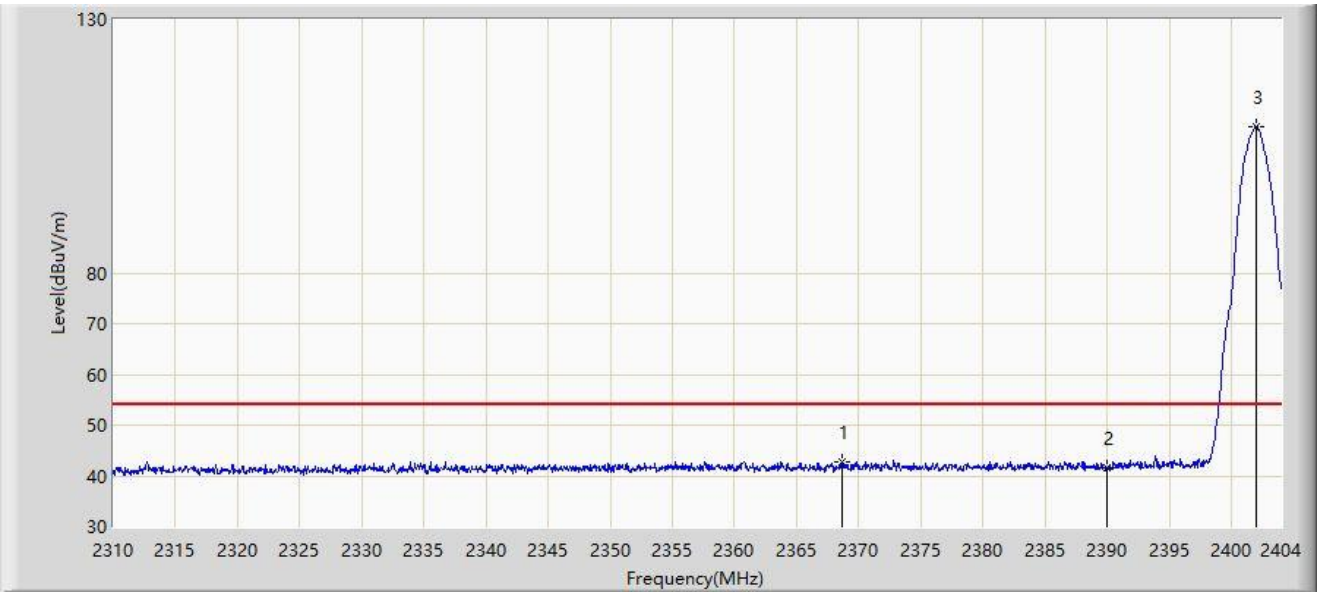

No	Mark	Frequency (MHz)	Measure Level (dBμV/m)	Reading Level (dBμV)	Margin (dB)	Limit (dBμV/m)	Factor (dB/m)	Type
1	*	2368.609	42.897	10.940	-11.103	54.000	31.957	AV
2		2390.000	41.667	9.644	-12.333	54.000	32.023	AV
3		2401.979	108.760	76.722	N/A	N/A	32.037	AV

Note 1: " * ", means this data is the worst emission level.

Note 2: Measure Level (dBμV/m) = Reading Level (dBμV) + Factor (dB/m).

Note 3: Factor (dB/m) = Cable Loss (dB) + Antenna Factor (dB/m).

Mode 1 – Filter 3#

ite: SIP-AC3	Time: 2024/05/24
Limit: FCC_2.4G_RE(3m)	Engineer: Barry Wu
Probe: HF907_102861_1-18GHz	Polarity: Horizontal
EUT: ACCESS POINT	Power: AC 120V/60Hz
Test Mode: Transmit by BLE 1M at 2480MHz	

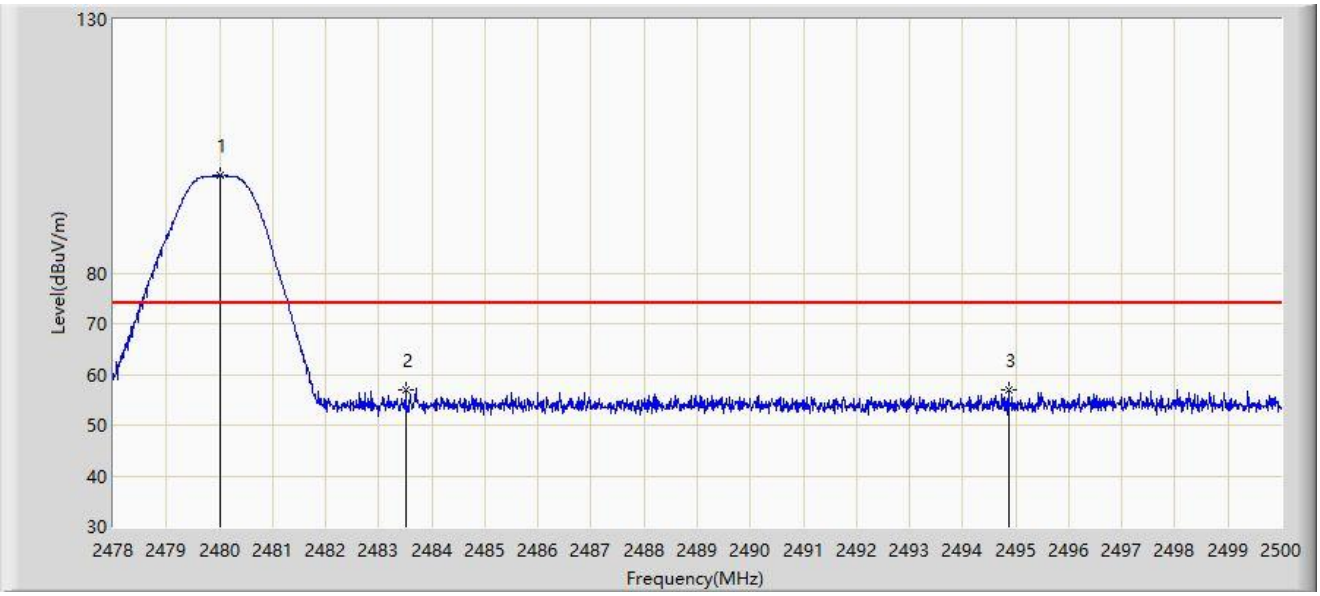

No	Mark	Frequency (MHz)	Measure Level (dBμV/m)	Reading Level (dBμV)	Margin (dB)	Limit (dBμV/m)	Factor (dB/m)	Type
1		2480.013	99.208	66.926	N/A	N/A	32.282	PK
2		2483.500	56.957	24.657	-17.043	74.000	32.300	PK
3	*	2494.863	57.090	24.731	-16.910	74.000	32.359	PK

Note 1: " * ", means this data is the worst emission level.

Note 2: Measure Level (dBμV/m) = Reading Level (dBμV) + Factor (dB/m).

Note 3: Factor (dB/m) = Cable Loss (dB) + Antenna Factor (dB/m).

Site: SIP-AC3	Time: 2024/05/24
Limit: FCC_2.4G_RE(3m)	Engineer: Barry Wu
Probe: HF907_102861_1-18GHz	Polarity: Horizontal
EUT: ACCESS POINT	Power: AC 120V/60Hz
Test Mode: Transmit by BLE 1M at 2480MHz	

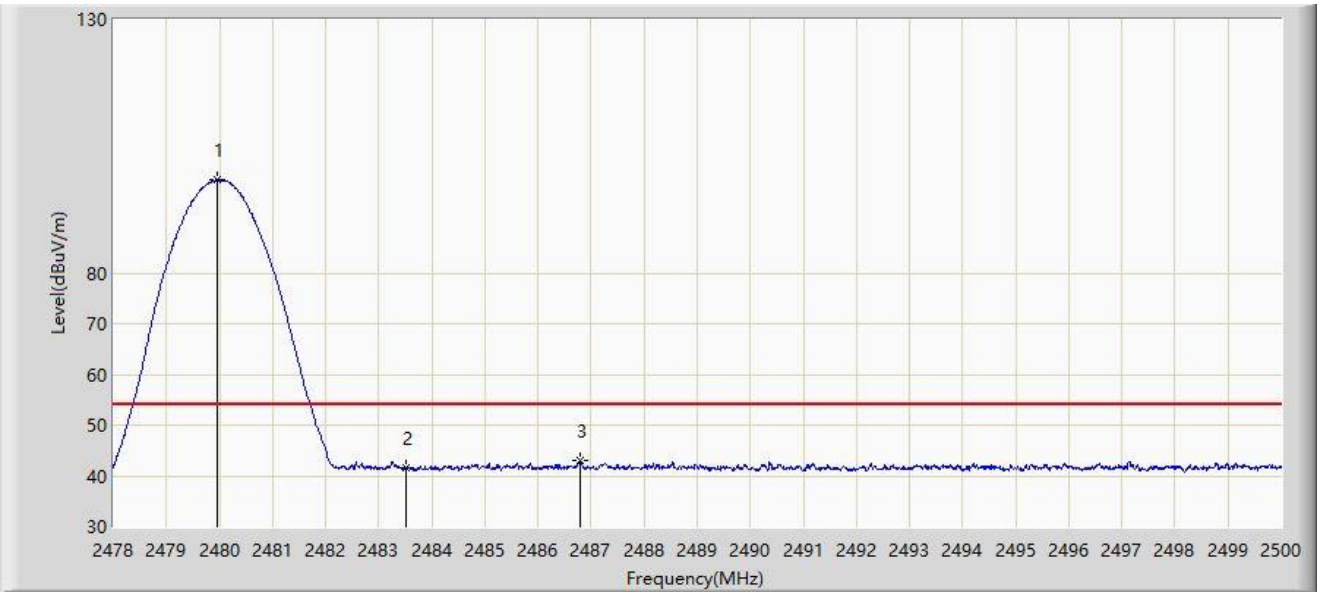

No	Mark	Frequency (MHz)	Measure Level (dBμV/m)	Reading Level (dBμV)	Margin (dB)	Limit (dBμV/m)	Factor (dB/m)	Type
1		2479.969	98.350	66.068	N/A	N/A	32.282	AV
2		2483.500	41.455	9.155	-12.545	54.000	32.300	AV
3	*	2486.800	42.937	10.620	-11.063	54.000	32.317	AV

Note 1: " * ", means this data is the worst emission level.

Note 2: Measure Level (dBμV/m) = Reading Level (dBμV) + Factor (dB/m).

Note 3: Factor (dB/m) = Cable Loss (dB) + Antenna Factor (dB/m).

Site: SIP-AC3	Time: 2024/05/24
Limit: FCC_2.4G_RE(3m)	Engineer: Barry Wu
Probe: HF907_102861_1-18GHz	Polarity: Vertical
EUT: ACCESS POINT	Power: AC 120V/60Hz
Test Mode: Transmit by BLE 1M at 2480MHz	

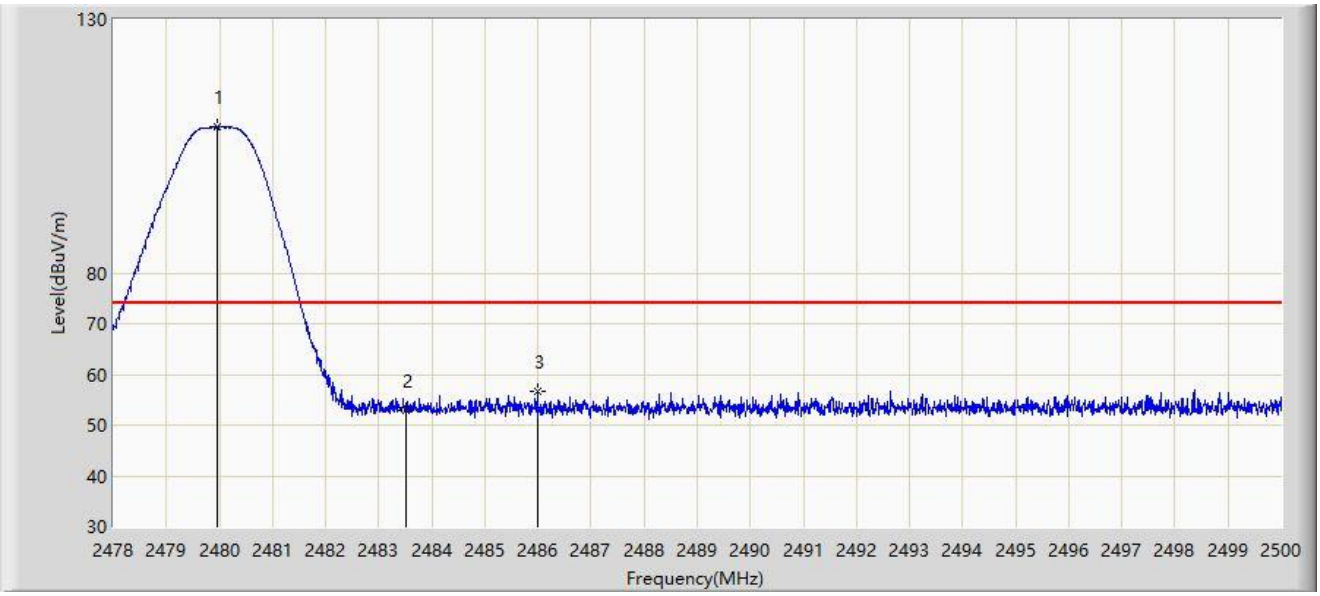

No	Mark	Frequency (MHz)	Measure Level (dBμV/m)	Reading Level (dBμV)	Margin (dB)	Limit (dBμV/m)	Factor (dB/m)	Type
1		2479.969	108.844	76.562	N/A	N/A	32.282	PK
2		2483.500	52.938	20.638	-21.062	74.000	32.300	PK
3	*	2485.997	56.613	24.300	-17.387	74.000	32.313	PK

Note 1: " * ", means this data is the worst emission level.

Note 2: Measure Level (dBμV/m) = Reading Level (dBμV) + Factor (dB/m).

Note 3: Factor (dB/m) = Cable Loss (dB) + Antenna Factor (dB/m).

Site: SIP-AC3	Time: 2024/05/24
Limit: FCC_2.4G_RE(3m)	Engineer: Barry Wu
Probe: HF907_102861_1-18GHz	Polarity: Vertical
EUT: ACCESS POINT	Power: AC 120V/60Hz
Test Mode: Transmit by BLE 1M at 2480MHz	

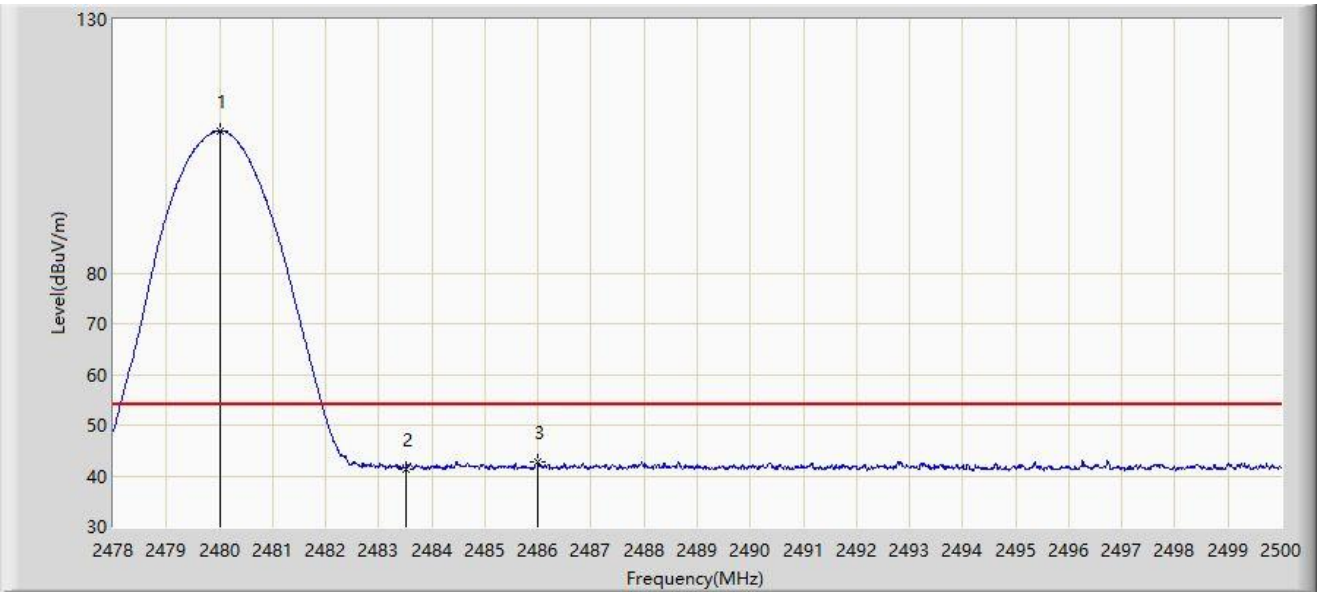

No	Mark	Frequency (MHz)	Measure Level (dBμV/m)	Reading Level (dBμV)	Margin (dB)	Limit (dBμV/m)	Factor (dB/m)	Type
1		2480.002	108.024	75.742	N/A	N/A	32.282	AV
2		2483.500	41.427	9.127	-12.573	54.000	32.300	AV
3	*	2485.997	42.737	10.424	-11.263	54.000	32.313	AV

Note 1: " * ", means this data is the worst emission level.

Note 2: Measure Level (dBμV/m) = Reading Level (dBμV) + Factor (dB/m).

Note 3: Factor (dB/m) = Cable Loss (dB) + Antenna Factor (dB/m).

Site: SIP-AC3	Time: 2024/05/24
Limit: FCC_2.4G_RE(3m)	Engineer: Barry Wu
Probe: HF907_102861_1-18GHz	Polarity: Horizontal
EUT: ACCESS POINT	Power: AC 120V/60Hz
Test Mode: Transmit by BLE 2M at 2480MHz	

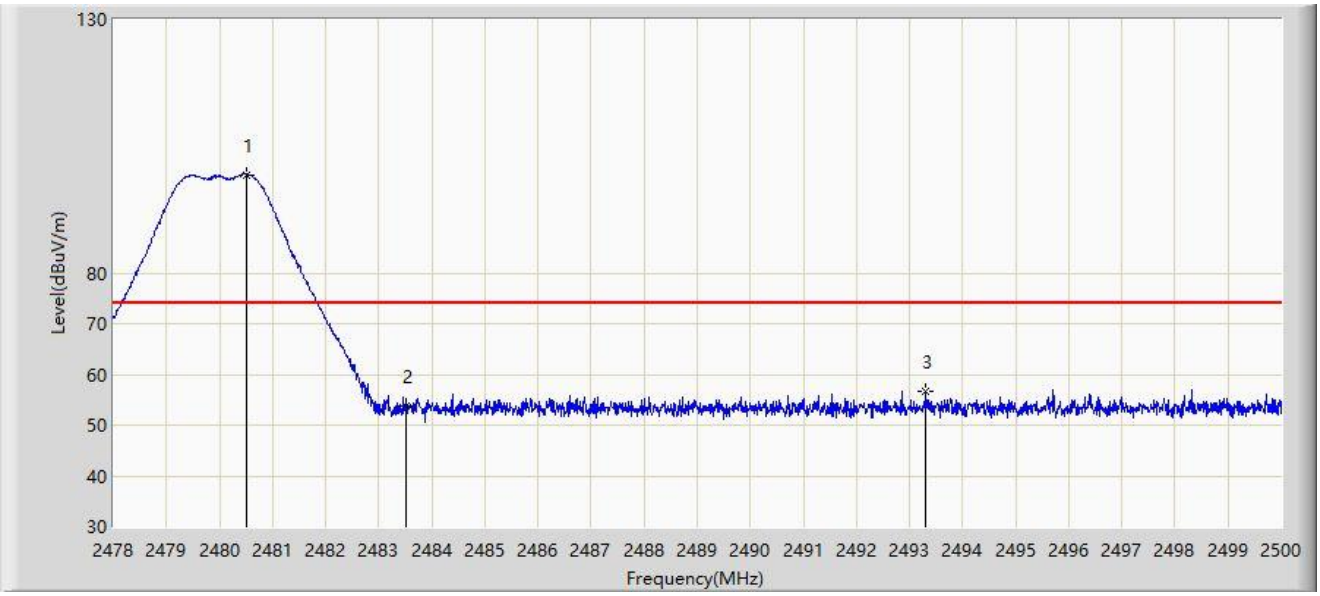

No	Mark	Frequency (MHz)	Measure Level (dBμV/m)	Reading Level (dBμV)	Margin (dB)	Limit (dBμV/m)	Factor (dB/m)	Type
1		2480.519	99.417	67.132	N/A	N/A	32.285	PK
2		2483.500	53.690	21.390	-20.310	74.000	32.300	PK
3	*	2493.312	56.657	24.306	-17.343	74.000	32.352	PK

Note 1: " * ", means this data is the worst emission level.

Note 2: Measure Level (dBμV/m) = Reading Level (dBμV) + Factor (dB/m).

Note 3: Factor (dB/m) = Cable Loss (dB) + Antenna Factor (dB/m).

Site: SIP-AC3	Time: 2024/05/24
Limit: FCC_2.4G_RE(3m)	Engineer: Barry Wu
Probe: HF907_102861_1-18GHz	Polarity: Horizontal
EUT: ACCESS POINT	Power: AC 120V/60Hz
Test Mode: Transmit by BLE 2M at 2480MHz	

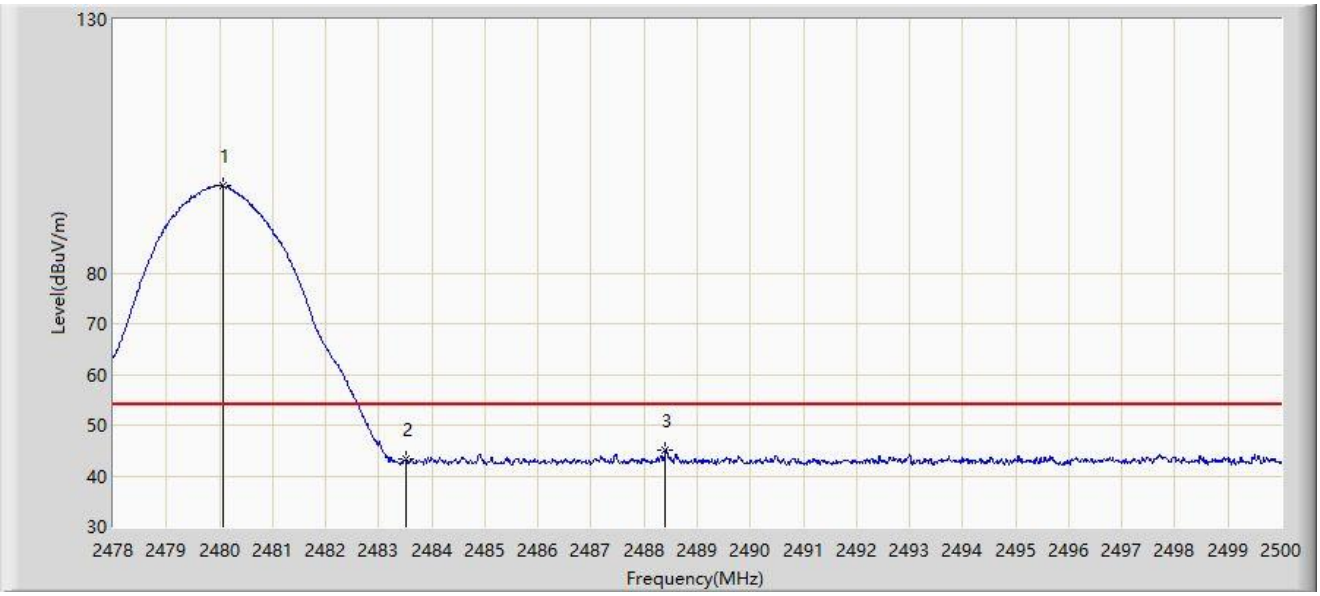

No	Mark	Frequency (MHz)	Measure Level (dBμV/m)	Reading Level (dBμV)	Margin (dB)	Limit (dBμV/m)	Factor (dB/m)	Type
1		2480.057	97.266	64.984	N/A	N/A	32.282	AV
2		2483.500	43.219	10.919	-10.781	54.000	32.300	AV
3	*	2488.406	45.199	12.873	-8.801	54.000	32.326	AV

Note 1: " * ", means this data is the worst emission level.

Note 2: Measure Level (dBμV/m) = Reading Level (dBμV) + Factor (dB/m).

Note 3: Factor (dB/m) = Cable Loss (dB) + Antenna Factor (dB/m).

Site: SIP-AC3	Time: 2024/05/24
Limit: FCC_2.4G_RE(3m)	Engineer: Barry Wu
Probe: HF907_102861_1-18GHz	Polarity: Vertical
EUT: ACCESS POINT	Power: AC 120V/60Hz
Test Mode: Transmit by BLE 2M at 2480MHz	

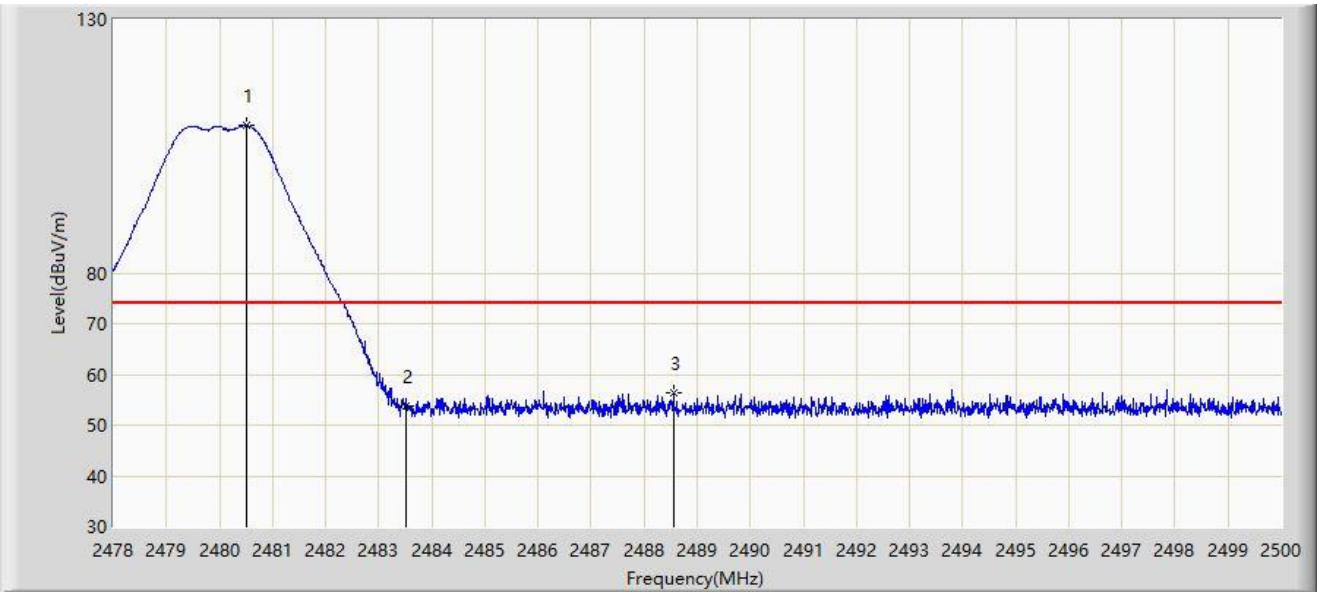

No	Mark	Frequency (MHz)	Measure Level (dBμV/m)	Reading Level (dBμV)	Margin (dB)	Limit (dBμV/m)	Factor (dB/m)	Type
1		2480.497	109.072	76.787	N/A	N/A	32.284	PK
2		2483.500	53.823	21.523	-20.177	74.000	32.300	PK
3	*	2488.549	56.271	23.945	-17.729	74.000	32.327	PK

Note 1: " * ", means this data is the worst emission level.

Note 2: Measure Level (dBμV/m) = Reading Level (dBμV) + Factor (dB/m).

Note 3: Factor (dB/m) = Cable Loss (dB) + Antenna Factor (dB/m).

Site: SIP-AC3	Time: 2024/05/24
Limit: FCC_2.4G_RE(3m)	Engineer: Barry Wu
Probe: HF907_102861_1-18GHz	Polarity: Vertical
EUT: ACCESS POINT	Power: AC 120V/60Hz
Test Mode: Transmit by BLE 2M at 2480MHz	

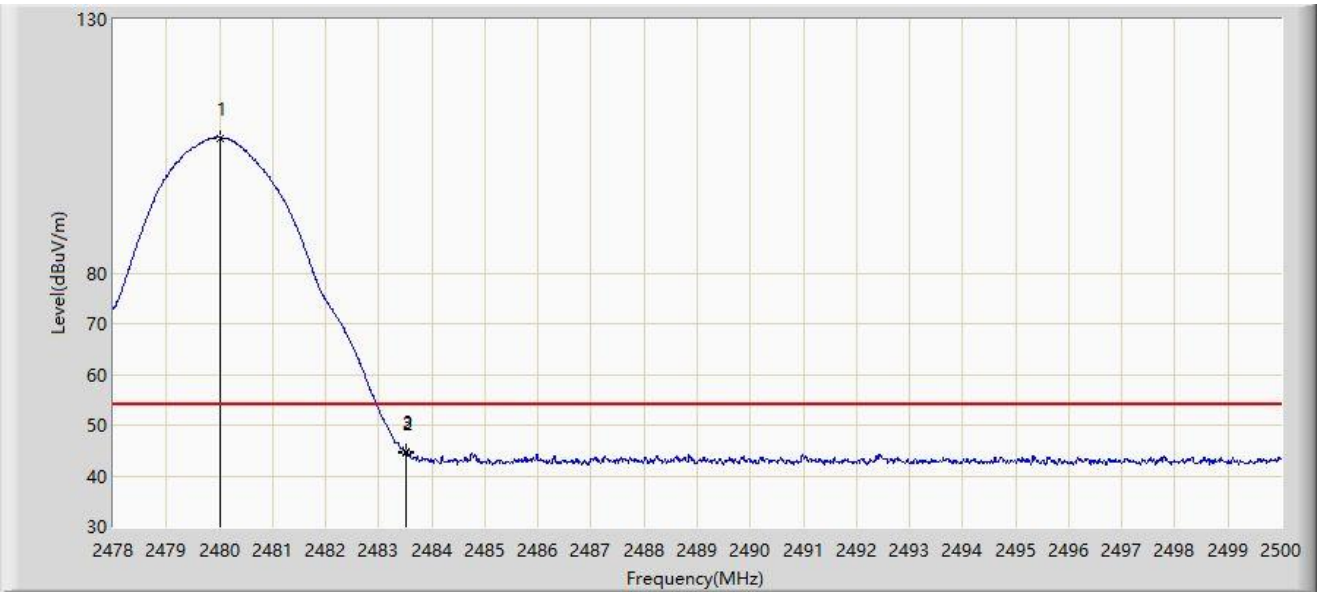

No	Mark	Frequency (MHz)	Measure Level (dBμV/m)	Reading Level (dBμV)	Margin (dB)	Limit (dBμV/m)	Factor (dB/m)	Type
1		2480.002	106.666	74.384	N/A	N/A	32.282	AV
2		2483.500	44.558	12.258	-9.442	54.000	32.300	AV
3	*	2483.522	44.730	12.430	-9.270	54.000	32.301	AV

Note 1: " * ", means this data is the worst emission level.

Note 2: Measure Level (dBμV/m) = Reading Level (dBμV) + Factor (dB/m).

Note 3: Factor (dB/m) = Cable Loss (dB) + Antenna Factor (dB/m).

Mode 2 – Filter 4#

Site: SIP-AC1	Time: 2024/05/27
Limit: FCC_2.4G_RE(3m)	Engineer: Barry Wu
Probe: HF907_102862_1-18GHz	Polarity: Horizontal
EUT: ACCESS POINT	Power: AC 120V/60Hz
Test Mode: Transmit by BLE 1M at 2402MHz	

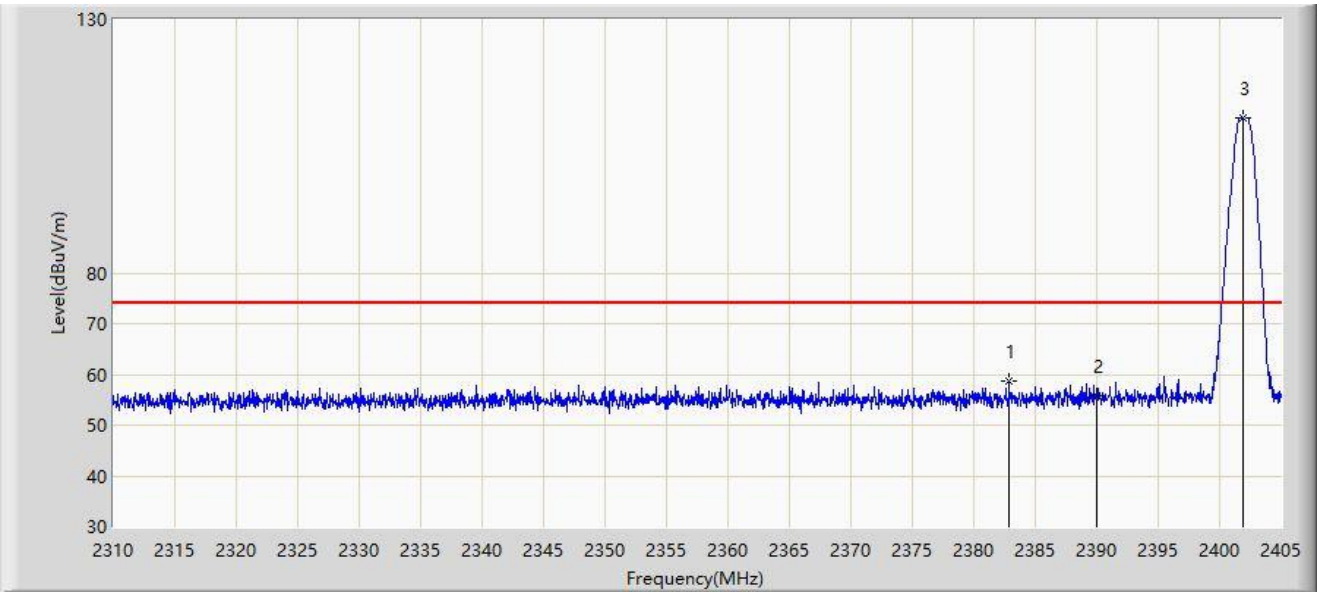

No	Mark	Frequency (MHz)	Measure Level (dBμV/m)	Reading Level (dBμV)	Margin (dB)	Limit (dBμV/m)	Factor (dB/m)	Type
1	*	2382.865	58.770	26.106	-15.230	74.000	32.664	PK
2		2390.000	55.684	22.952	-18.316	74.000	32.732	PK
3		2401.960	110.617	77.906	N/A	N/A	32.711	PK

Note 1: " * ", means this data is the worst emission level.

Note 2: Measure Level (dBμV/m) = Reading Level (dBμV) + Factor (dB/m).

Note 3: Factor (dB/m) = Cable Loss (dB) + Antenna Factor (dB/m).

Site: SIP-AC1	Time: 2024/05/27
Limit: FCC_2.4G_RE(3m)	Engineer: Barry Wu
Probe: HF907_102862_1-18GHz	Polarity: Horizontal
EUT: ACCESS POINT	Power: AC 120V/60Hz
Test Mode: Transmit by BLE 1M at 2402MHz	

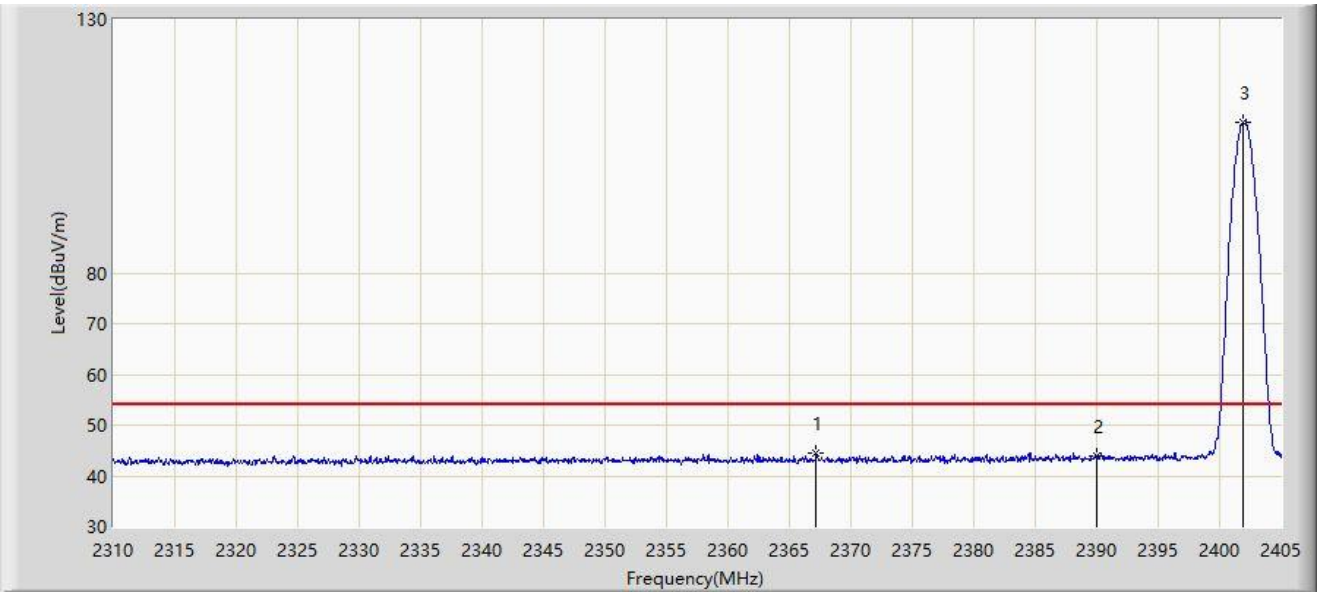

No	Mark	Frequency (MHz)	Measure Level (dBµV/m)	Reading Level (dBµV)	Margin (dB)	Limit (dBµV/m)	Factor (dB/m)	Type
1	*	2367.190	44.637	12.088	-9.363	54.000	32.549	AV
2		2390.000	43.849	11.117	-10.151	54.000	32.732	AV
3		2401.913	109.724	77.012	N/A	N/A	32.712	AV

Note 1: " * ", means this data is the worst emission level.

Note 2: Measure Level (dBµV/m) = Reading Level (dBµV) + Factor (dB/m).

Note 3: Factor (dB/m) = Cable Loss (dB) + Antenna Factor (dB/m).

Site: SIP-AC1	Time: 2024/05/27
Limit: FCC_2.4G_RE(3m)	Engineer: Barry Wu
Probe: HF907_102862_1-18GHz	Polarity: Vertical
EUT: ACCESS POINT	Power: AC 120V/60Hz
Test Mode: Transmit by BLE 1M at 2402MHz	

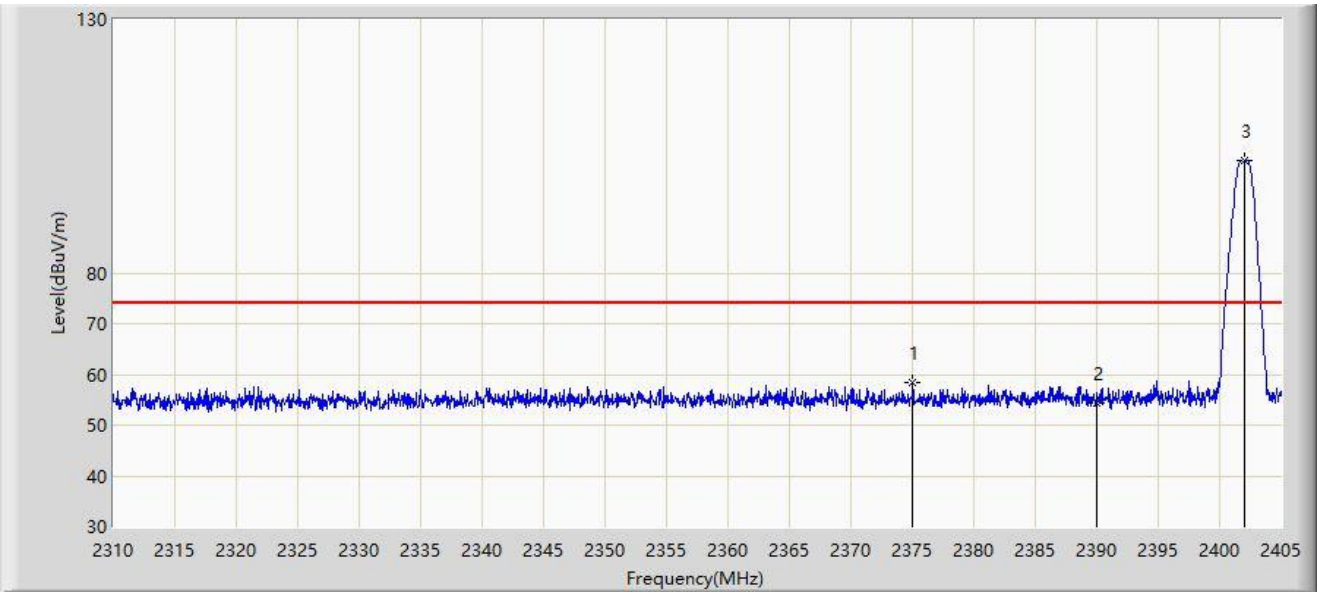

No	Mark	Frequency (MHz)	Measure Level (dBµV/m)	Reading Level (dBµV)	Margin (dB)	Limit (dBµV/m)	Factor (dB/m)	Type
1	*	2375.028	58.301	25.705	-15.699	74.000	32.596	PK
2		2390.000	54.270	21.538	-19.730	74.000	32.732	PK
3		2402.055	102.310	69.599	N/A	N/A	32.710	PK

Note 1: " * ", means this data is the worst emission level.

Note 2: Measure Level (dBµV/m) = Reading Level (dBµV) + Factor (dB/m).

Note 3: Factor (dB/m) = Cable Loss (dB) + Antenna Factor (dB/m).

Site: SIP-AC1	Time: 2024/05/27
Limit: FCC_2.4G_RE(3m)	Engineer: Barry Wu
Probe: HF907_102862_1-18GHz	Polarity: Vertical
EUT: ACCESS POINT	Power: AC 120V/60Hz
Test Mode: Transmit by BLE 1M at 2402MHz	

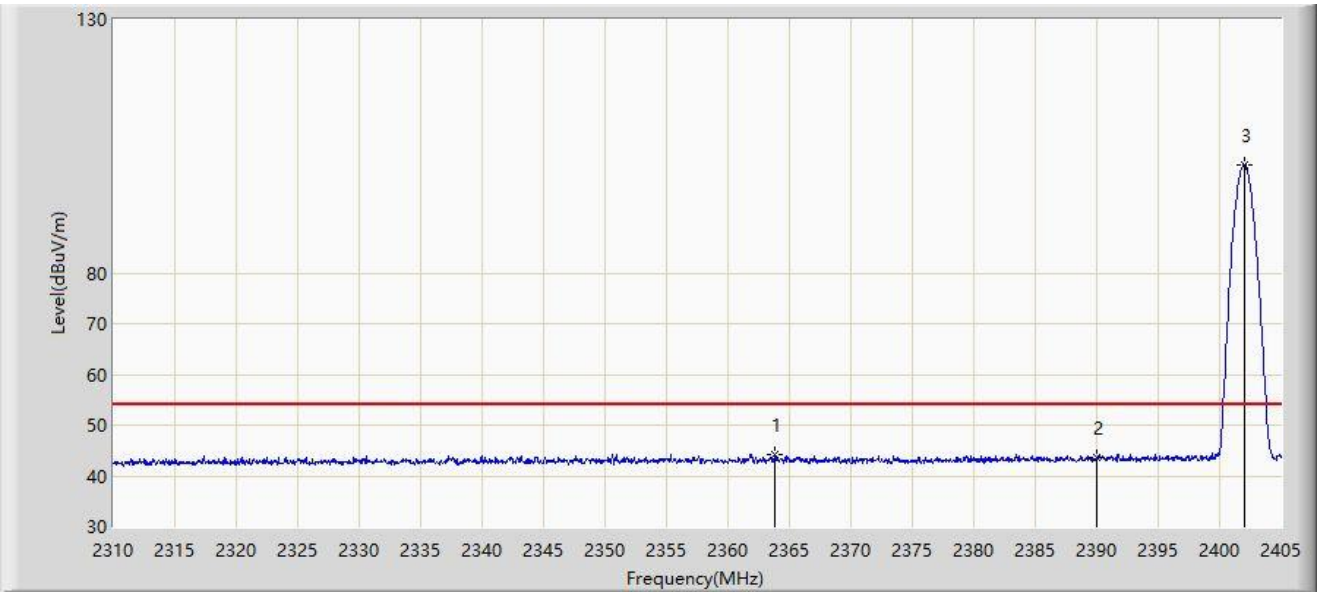

No	Mark	Frequency (MHz)	Measure Level (dBμV/m)	Reading Level (dBμV)	Margin (dB)	Limit (dBμV/m)	Factor (dB/m)	Type
1	*	2363.865	44.085	11.556	-9.915	54.000	32.529	AV
2		2390.000	43.541	10.809	-10.459	54.000	32.732	AV
3		2402.008	101.286	68.575	N/A	N/A	32.711	AV

Note 1: " * ", means this data is the worst emission level.

Note 2: Measure Level (dBμV/m) = Reading Level (dBμV) + Factor (dB/m).

Note 3: Factor (dB/m) = Cable Loss (dB) + Antenna Factor (dB/m).

Site: SIP-AC1	Time: 2024/05/27
Limit: FCC_2.4G_RE(3m)	Engineer: Barry Wu
Probe: HF907_102862_1-18GHz	Polarity: Horizontal
EUT: ACCESS POINT	Power: AC 120V/60Hz
Test Mode: Transmit by BLE 1M at 2480MHz	

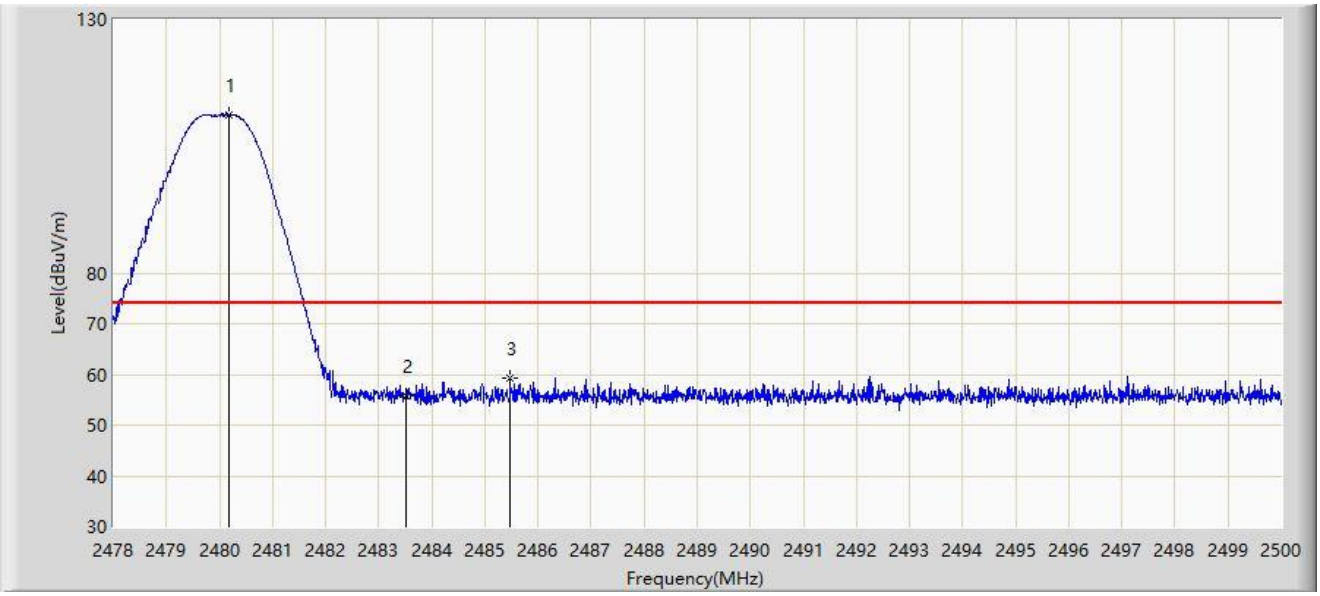

No	Mark	Frequency (MHz)	Measure Level (dBμV/m)	Reading Level (dBμV)	Margin (dB)	Limit (dBμV/m)	Factor (dB/m)	Type
1		2480.178	111.212	78.162	N/A	N/A	33.050	PK
2		2483.500	55.794	22.735	-18.206	74.000	33.060	PK
3	*	2485.469	59.220	26.155	-14.780	74.000	33.064	PK

Note 1: " * ", means this data is the worst emission level.

Note 2: Measure Level (dBμV/m) = Reading Level (dBμV) + Factor (dB/m).

Note 3: Factor (dB/m) = Cable Loss (dB) + Antenna Factor (dB/m).

Site: SIP-AC1	Time: 2024/05/27
Limit: FCC_2.4G_RE(3m)	Engineer: Barry Wu
Probe: HF907_102862_1-18GHz	Polarity: Horizontal
EUT: ACCESS POINT	Power: AC 120V/60Hz
Test Mode: Transmit by BLE 1M at 2480MHz	

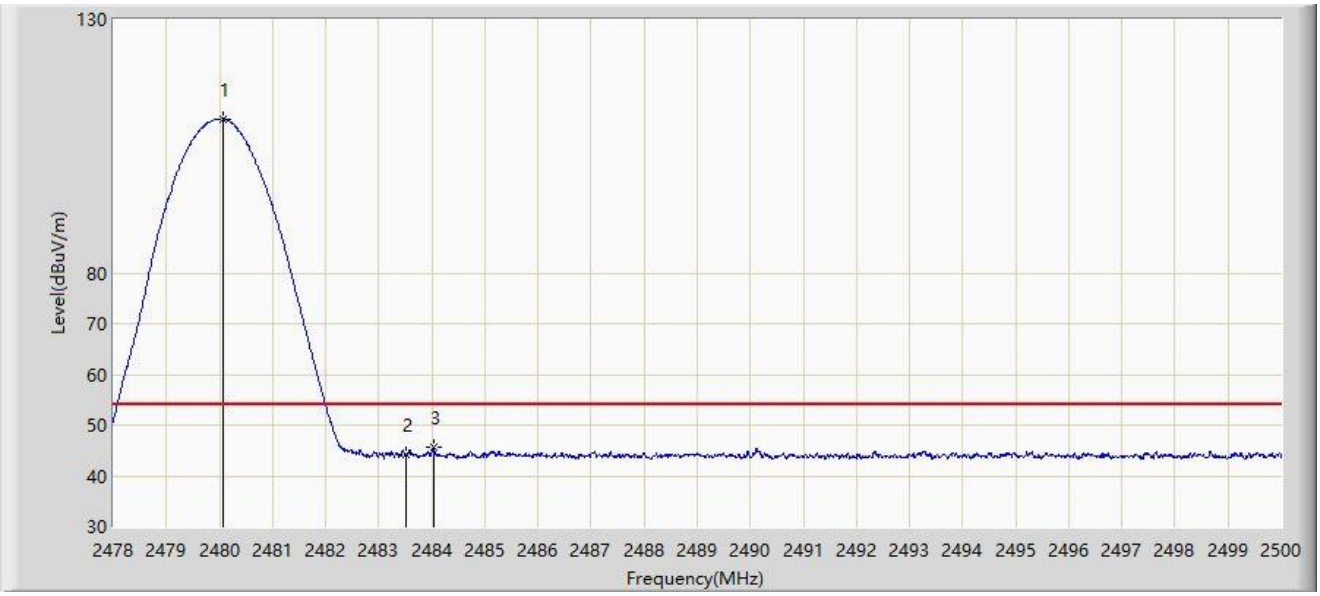

No	Mark	Frequency (MHz)	Measure Level (dBμV/m)	Reading Level (dBμV)	Margin (dB)	Limit (dBμV/m)	Factor (dB/m)	Type
1		2480.079	110.374	77.324	N/A	N/A	33.050	AV
2		2483.500	44.280	11.221	-9.720	54.000	33.060	AV
3	*	2484.028	45.725	12.664	-8.275	54.000	33.061	AV

Note 1: " * ", means this data is the worst emission level.

Note 2: Measure Level (dBμV/m) = Reading Level (dBμV) + Factor (dB/m).

Note 3: Factor (dB/m) = Cable Loss (dB) + Antenna Factor (dB/m).

Site: SIP-AC1	Time: 2024/05/27
Limit: FCC_2.4G_RE(3m)	Engineer: Barry Wu
Probe: HF907_102862_1-18GHz	Polarity: Vertical
EUT: ACCESS POINT	Power: AC 120V/60Hz
Test Mode: Transmit by BLE 1M at 2480MHz	

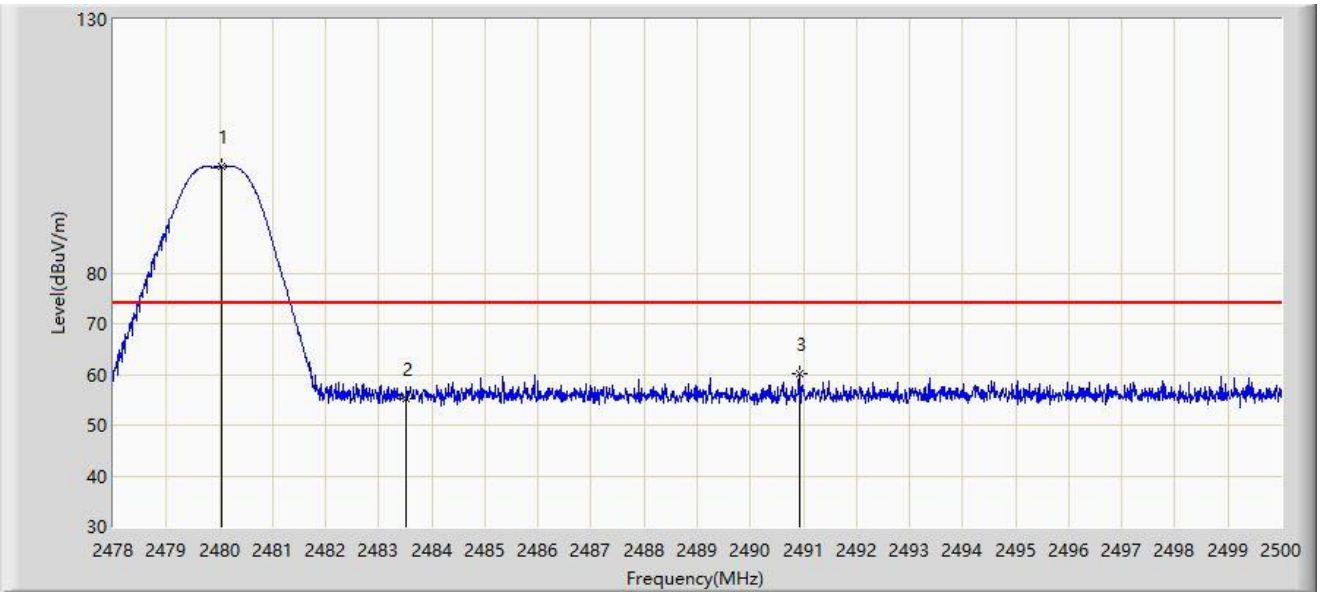

No	Mark	Frequency (MHz)	Measure Level (dBμV/m)	Reading Level (dBμV)	Margin (dB)	Limit (dBμV/m)	Factor (dB/m)	Type
1		2480.046	101.014	67.964	N/A	N/A	33.050	PK
2		2483.500	55.125	22.066	-18.875	74.000	33.060	PK
3	*	2490.925	60.041	26.962	-13.959	74.000	33.079	PK

Note 1: " * ", means this data is the worst emission level.

Note 2: Measure Level (dBμV/m) = Reading Level (dBμV) + Factor (dB/m).

Note 3: Factor (dB/m) = Cable Loss (dB) + Antenna Factor (dB/m).

Site: SIP-AC1	Time: 2024/05/27
Limit: FCC_2.4G_RE(3m)	Engineer: Barry Wu
Probe: HF907_102862_1-18GHz	Polarity: Vertical
EUT: ACCESS POINT	Power: AC 120V/60Hz
Test Mode: Transmit by BLE 1M at 2480MHz	

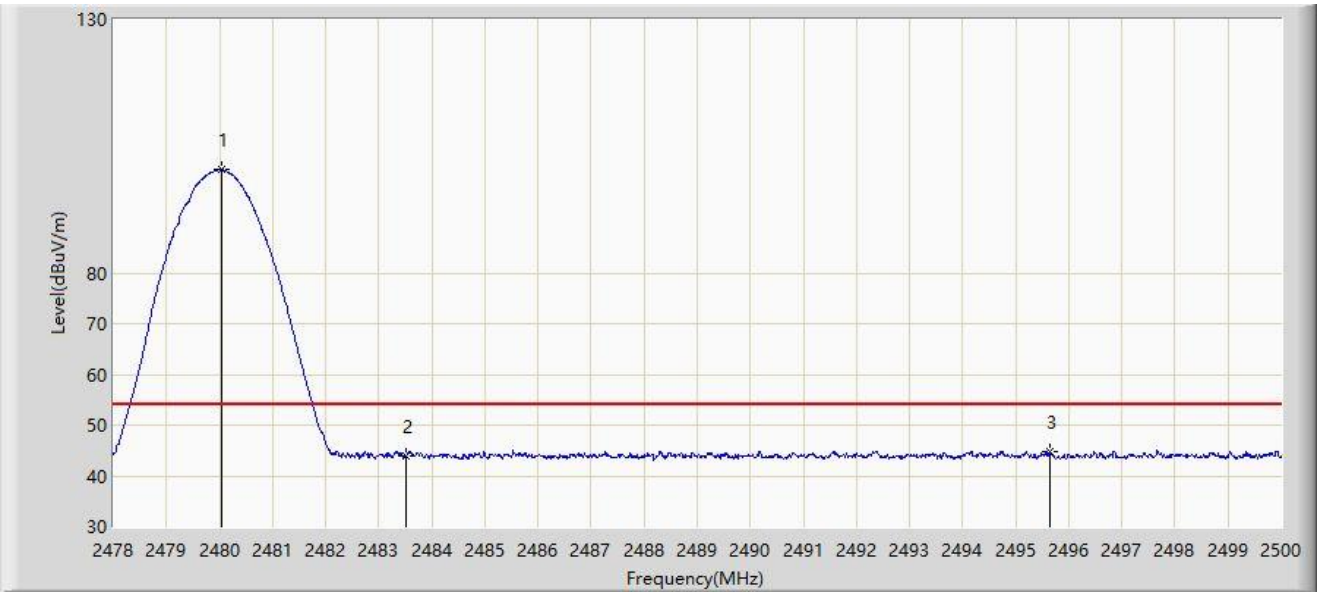

No	Mark	Frequency (MHz)	Measure Level (dBμV/m)	Reading Level (dBμV)	Margin (dB)	Limit (dBμV/m)	Factor (dB/m)	Type
1		2480.046	100.294	67.244	N/A	N/A	33.050	AV
2		2483.500	43.886	10.827	-10.114	54.000	33.060	AV
3	*	2495.633	44.780	11.688	-9.220	54.000	33.092	AV

Note 1: " * ", means this data is the worst emission level.

Note 2: Measure Level (dBμV/m) = Reading Level (dBμV) + Factor (dB/m).

Note 3: Factor (dB/m) = Cable Loss (dB) + Antenna Factor (dB/m).

Site: SIP-AC1	Time: 2024/05/27
Limit: FCC_2.4G_RE(3m)	Engineer: Barry Wu
Probe: HF907_102862_1-18GHz	Polarity: Horizontal
EUT: ACCESS POINT	Power: AC 120V/60Hz
Test Mode: Transmit by BLE 2M at 2402MHz	

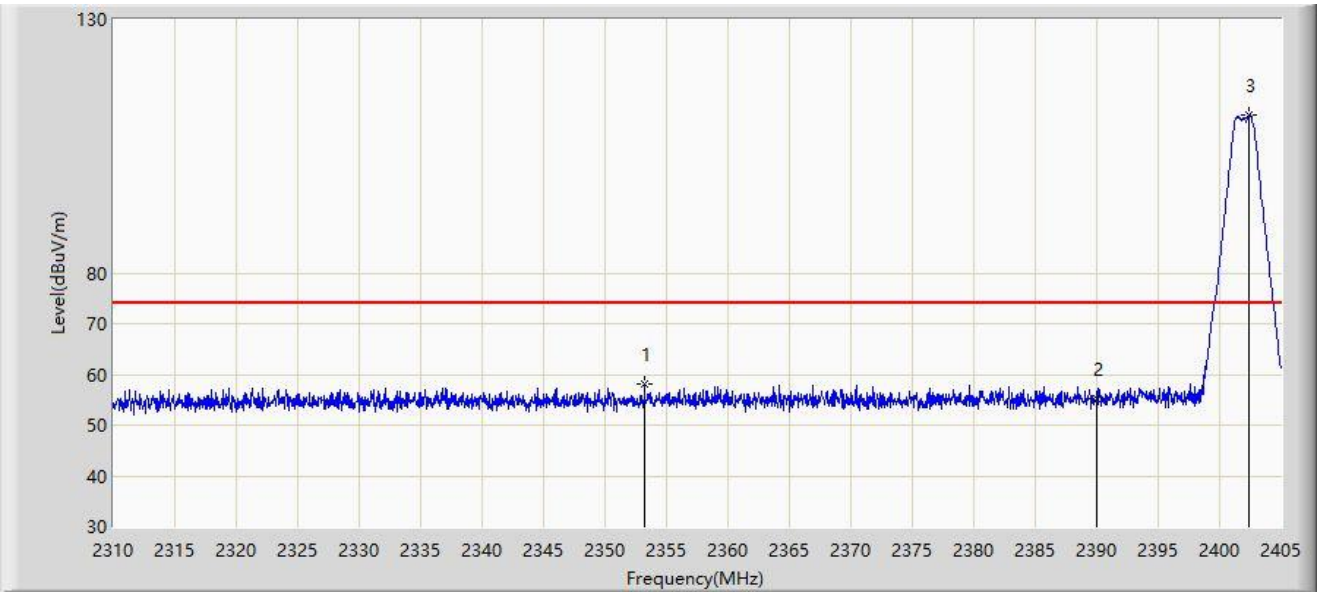

No	Mark	Frequency (MHz)	Measure Level (dBµV/m)	Reading Level (dBµV)	Margin (dB)	Limit (dBµV/m)	Factor (dB/m)	Type
1	*	2353.225	58.069	25.640	-15.931	74.000	32.429	PK
2		2390.000	55.217	22.485	-18.783	74.000	32.732	PK
3		2402.435	111.080	78.372	N/A	N/A	32.707	PK

Note 1: " * ", means this data is the worst emission level.

Note 2: Measure Level (dBµV/m) = Reading Level (dBµV) + Factor (dB/m).

Note 3: Factor (dB/m) = Cable Loss (dB) + Antenna Factor (dB/m).

Site: SIP-AC1	Time: 2024/05/27
Limit: FCC_2.4G_RE(3m)	Engineer: Barry Wu
Probe: HF907_102862_1-18GHz	Polarity: Horizontal
EUT: ACCESS POINT	Power: AC 120V/60Hz
Test Mode: Transmit by BLE 2M at 2402MHz	

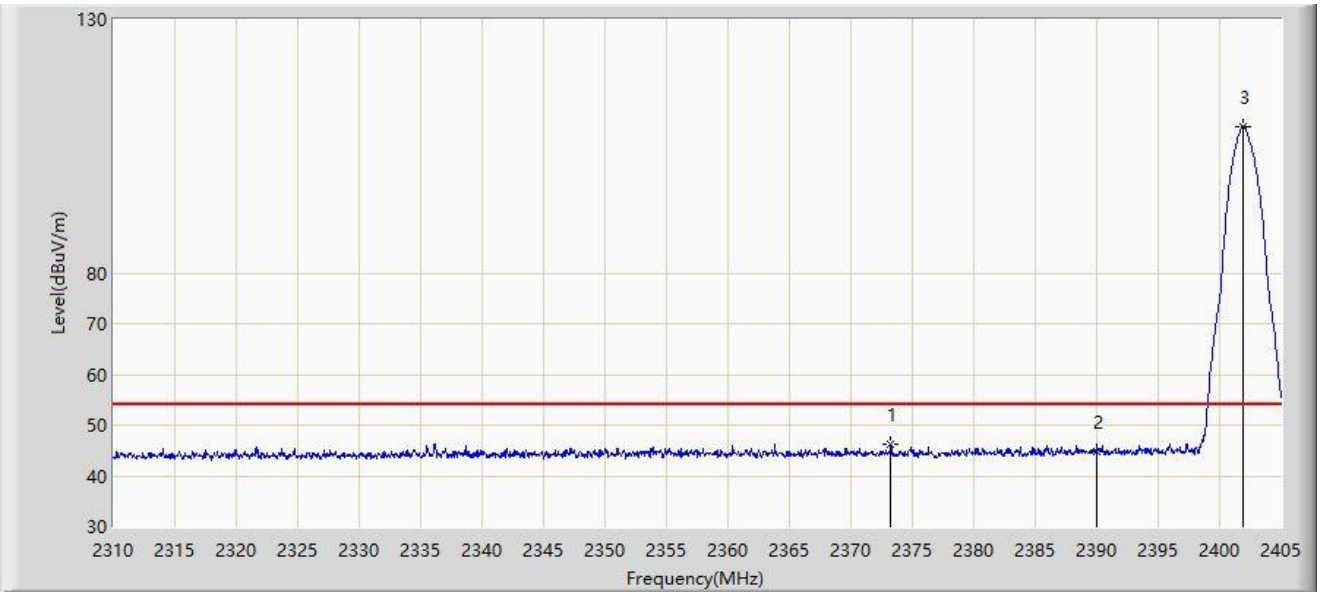

No	Mark	Frequency (MHz)	Measure Level (dBμV/m)	Reading Level (dBμV)	Margin (dB)	Limit (dBμV/m)	Factor (dB/m)	Type
1	*	2373.270	46.324	13.739	-7.676	54.000	32.586	AV
2		2390.000	44.691	11.959	-9.309	54.000	32.732	AV
3		2401.865	108.784	76.072	N/A	N/A	32.712	AV

Note 1: " * ", means this data is the worst emission level.

Note 2: Measure Level (dBμV/m) = Reading Level (dBμV) + Factor (dB/m).

Note 3: Factor (dB/m) = Cable Loss (dB) + Antenna Factor (dB/m).

Site: SIP-AC1	Time: 2024/05/27
Limit: FCC_2.4G_RE(3m)	Engineer: Barry Wu
Probe: HF907_102862_1-18GHz	Polarity: Vertical
EUT: ACCESS POINT	Power: AC 120V/60Hz
Test Mode: Transmit by BLE 2M at 2402MHz	

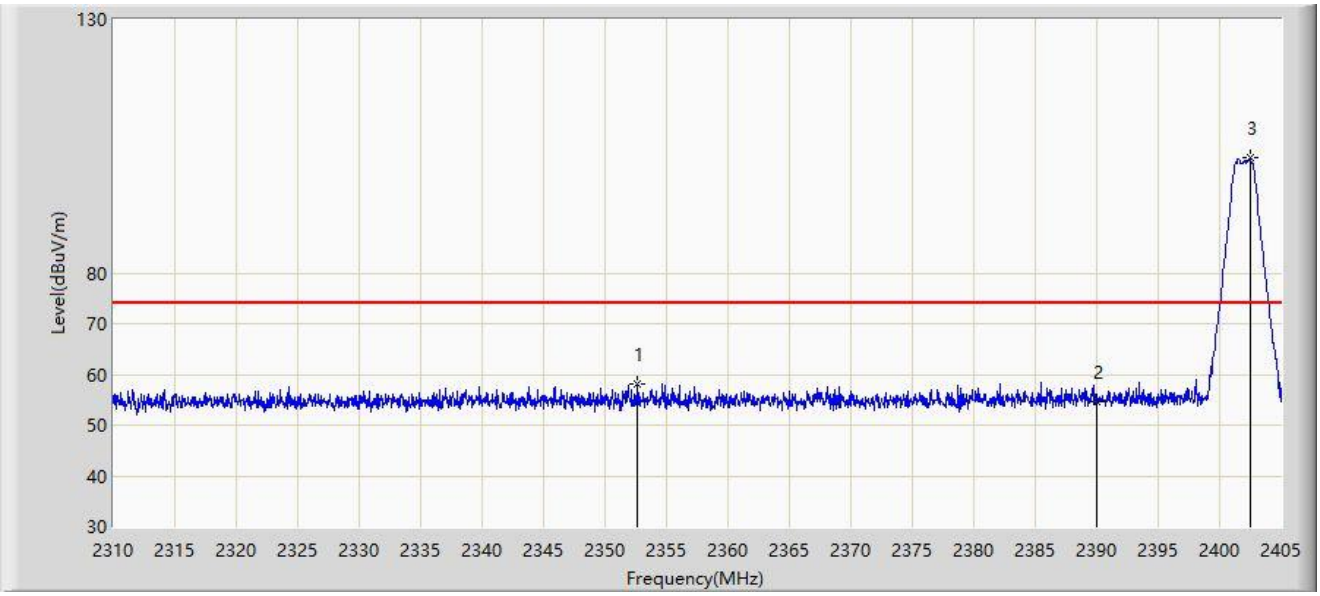

No	Mark	Frequency (MHz)	Measure Level (dBμV/m)	Reading Level (dBμV)	Margin (dB)	Limit (dBμV/m)	Factor (dB/m)	Type
1	*	2352.655	58.158	25.736	-15.842	74.000	32.422	PK
2		2390.000	54.671	21.939	-19.329	74.000	32.732	PK
3		2402.482	102.634	69.927	N/A	N/A	32.707	PK

Note 1: " * ", means this data is the worst emission level.

Note 2: Measure Level (dBμV/m) = Reading Level (dBμV) + Factor (dB/m).

Note 3: Factor (dB/m) = Cable Loss (dB) + Antenna Factor (dB/m).

Site: SIP-AC1	Time: 2024/05/27
Limit: FCC_2.4G_RE(3m)	Engineer: Barry Wu
Probe: HF907_102862_1-18GHz	Polarity: Vertical
EUT: ACCESS POINT	Power: AC 120V/60Hz
Test Mode: Transmit by BLE 2M at 2402MHz	

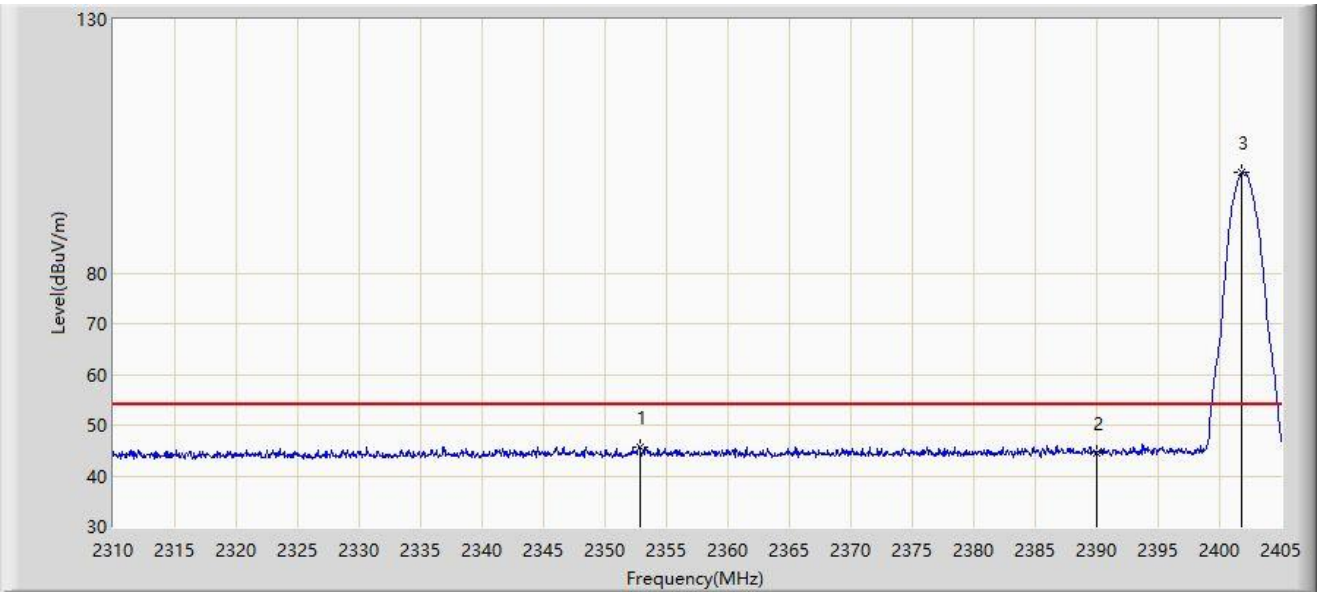

No	Mark	Frequency (MHz)	Measure Level (dBµV/m)	Reading Level (dBµV)	Margin (dB)	Limit (dBµV/m)	Factor (dB/m)	Type
1	*	2352.798	45.663	13.239	-8.337	54.000	32.424	AV
2		2390.000	44.561	11.829	-9.439	54.000	32.732	AV
3		2401.817	99.772	67.060	N/A	N/A	32.712	AV

Note 1: " * ", means this data is the worst emission level.

Note 2: Measure Level (dBµV/m) = Reading Level (dBµV) + Factor (dB/m).

Note 3: Factor (dB/m) = Cable Loss (dB) + Antenna Factor (dB/m).

Site: SIP-AC1	Time: 2024/05/27
Limit: FCC_2.4G_RE(3m)	Engineer: Barry Wu
Probe: HF907_102862_1-18GHz	Polarity: Horizontal
EUT: ACCESS POINT	Power: AC 120V/60Hz
Test Mode: Transmit by BLE 2M at 2480MHz	

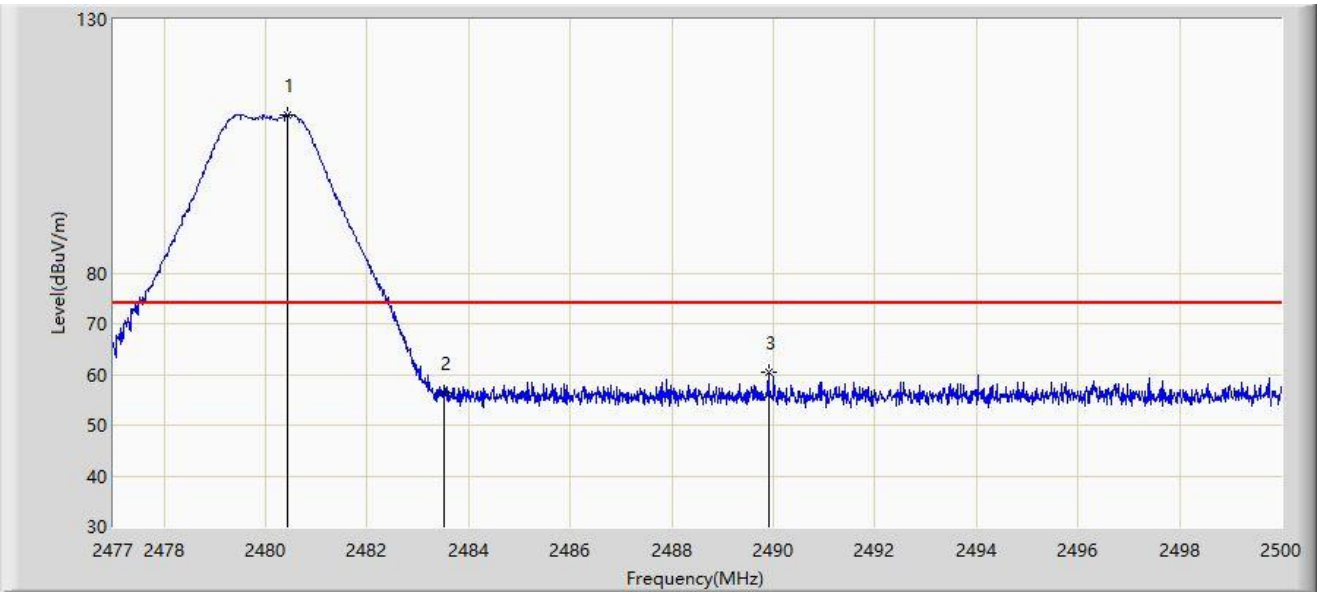

No	Mark	Frequency (MHz)	Measure Level (dBμV/m)	Reading Level (dBμV)	Margin (dB)	Limit (dBμV/m)	Factor (dB/m)	Type
1		2480.427	111.221	78.170	N/A	N/A	33.051	PK
2		2483.500	56.374	23.315	-17.626	74.000	33.060	PK
3	*	2489.903	60.396	27.319	-13.604	74.000	33.076	PK

Note 1: " * ", means this data is the worst emission level.

Note 2: Measure Level (dBμV/m) = Reading Level (dBμV) + Factor (dB/m).

Note 3: Factor (dB/m) = Cable Loss (dB) + Antenna Factor (dB/m).

Site: SIP-AC1	Time: 2024/05/27
Limit: FCC_2.4G_RE(3m)	Engineer: Barry Wu
Probe: HF907_102862_1-18GHz	Polarity: Horizontal
EUT: ACCESS POINT	Power: AC 120V/60Hz
Test Mode: Transmit by BLE 2M at 2480MHz	

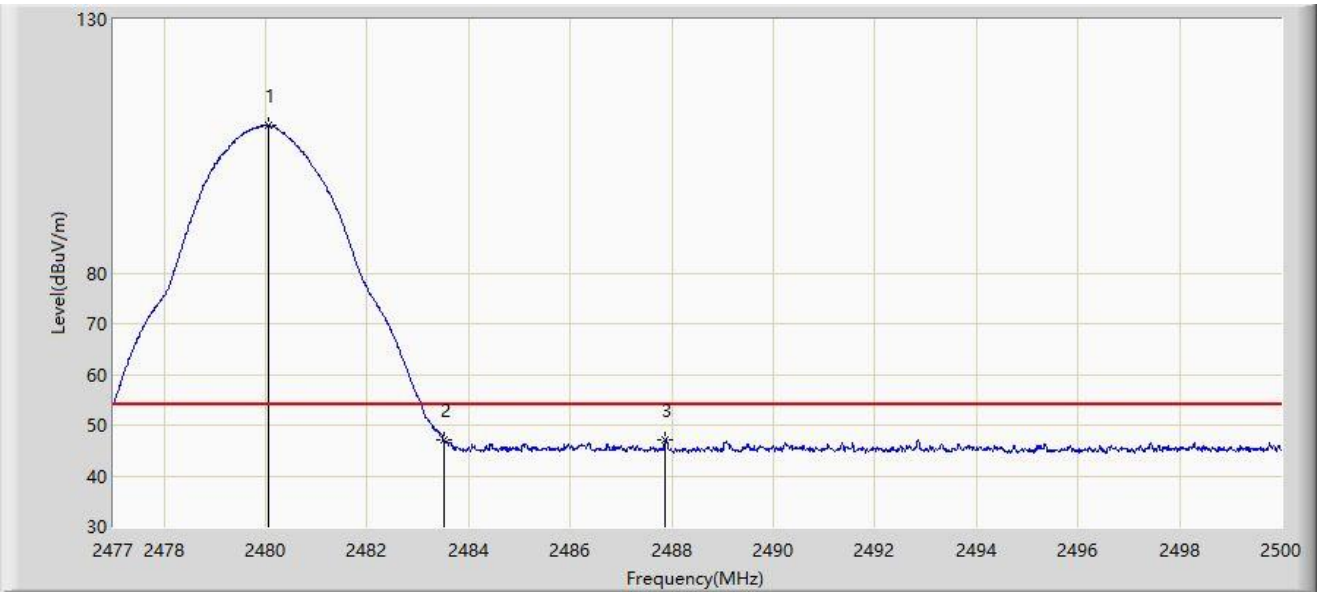

No	Mark	Frequency (MHz)	Measure Level (dBµV/m)	Reading Level (dBµV)	Margin (dB)	Limit (dBµV/m)	Factor (dB/m)	Type
1		2480.059	109.130	76.080	N/A	N/A	33.050	AV
2	*	2483.500	47.171	14.112	-6.829	54.000	33.060	AV
3		2487.867	46.966	13.895	-7.034	54.000	33.071	AV

Note 1: " * ", means this data is the worst emission level.

Note 2: Measure Level (dBµV/m) = Reading Level (dBµV) + Factor (dB/m).

Note 3: Factor (dB/m) = Cable Loss (dB) + Antenna Factor (dB/m).

Site: SIP-AC1	Time: 2024/05/27
Limit: FCC_2.4G_RE(3m)	Engineer: Barry Wu
Probe: HF907_102862_1-18GHz	Polarity: Vertical
EUT: ACCESS POINT	Power: AC 120V/60Hz
Test Mode: Transmit by BLE 2M at 2480MHz	

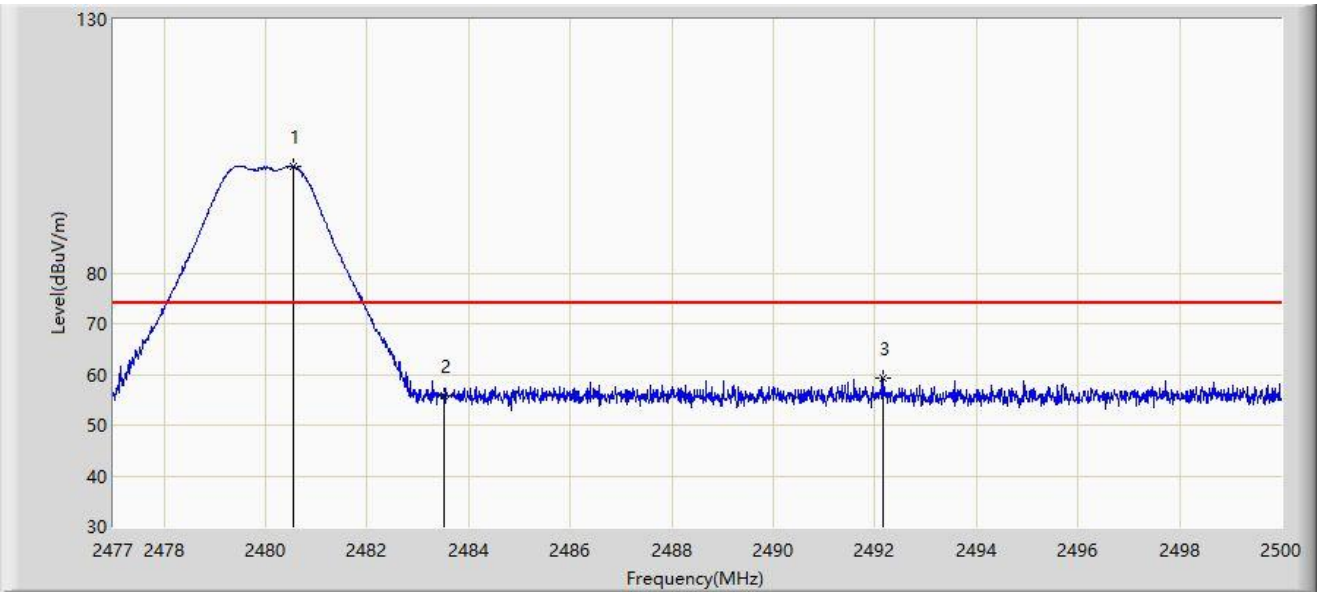

No	Mark	Frequency (MHz)	Measure Level (dBμV/m)	Reading Level (dBμV)	Margin (dB)	Limit (dBμV/m)	Factor (dB/m)	Type
1		2480.542	101.071	68.020	N/A	N/A	33.051	PK
2		2483.500	55.908	22.849	-18.092	74.000	33.060	PK
3	*	2492.146	59.179	26.096	-14.821	74.000	33.082	PK

Note 1: " * ", means this data is the worst emission level.

Note 2: Measure Level (dBμV/m) = Reading Level (dBμV) + Factor (dB/m).

Note 3: Factor (dB/m) = Cable Loss (dB) + Antenna Factor (dB/m).

Site: SIP-AC1	Time: 2024/05/27
Limit: FCC_2.4G_RE(3m)	Engineer: Barry Wu
Probe: HF907_102862_1-18GHz	Polarity: Vertical
EUT: ACCESS POINT	Power: AC 120V/60Hz
Test Mode: Transmit by BLE 2M at 2480MHz	

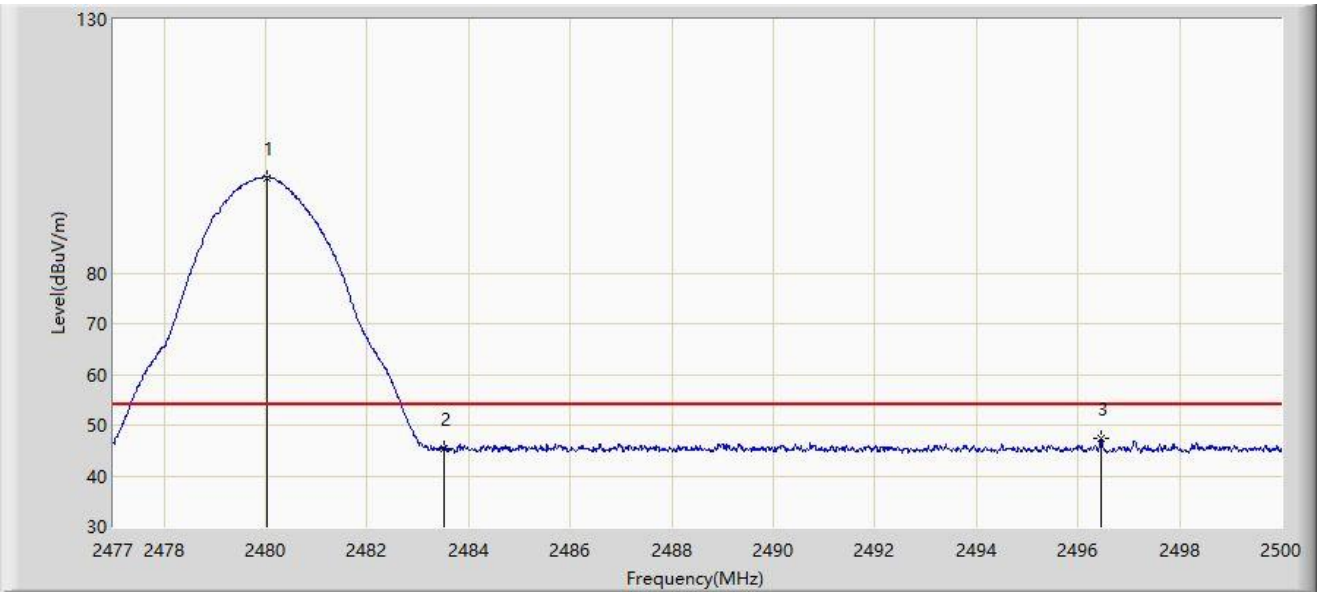

No	Mark	Frequency (MHz)	Measure Level (dBµV/m)	Reading Level (dBµV)	Margin (dB)	Limit (dBµV/m)	Factor (dB/m)	Type
1		2480.036	98.824	65.774	N/A	N/A	33.050	AV
2		2483.500	45.465	12.406	-8.535	54.000	33.060	AV
3	*	2496.447	47.279	14.181	-6.721	54.000	33.098	AV

Note 1: " * ", means this data is the worst emission level.

Note 2: Measure Level (dBµV/m) = Reading Level (dBµV) + Factor (dB/m).

Note 3: Factor (dB/m) = Cable Loss (dB) + Antenna Factor (dB/m).

Mode 2 – Filter 5#

Site: SIP-AC1	Time: 2024/05/27
Limit: FCC_2.4G_RE(3m)	Engineer: Barry Wu
Probe: HF907_102862_1-18GHz	Polarity: Horizontal
EUT: ACCESS POINT	Power: AC 120V/60Hz
Test Mode: Transmit by BLE 1M at 2402MHz	

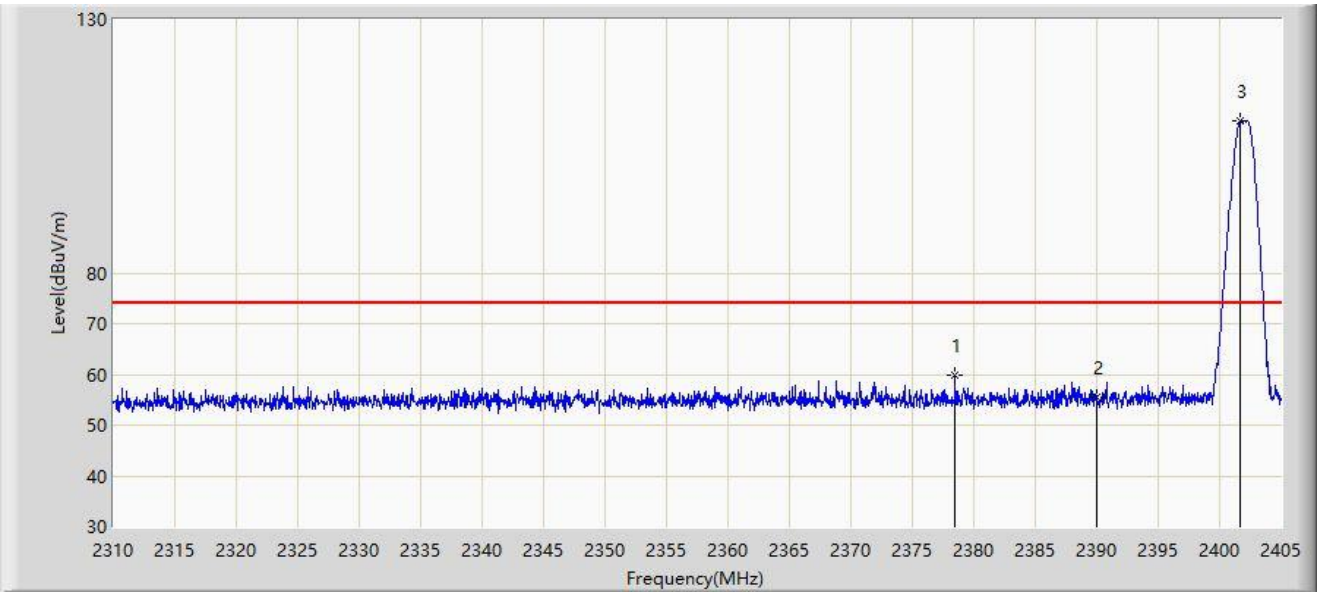

No	Mark	Frequency (MHz)	Measure Level (dBμV/m)	Reading Level (dBμV)	Margin (dB)	Limit (dBμV/m)	Factor (dB/m)	Type
1	*	2378.495	59.720	27.098	-14.280	74.000	32.622	PK
2		2390.000	55.366	22.634	-18.634	74.000	32.732	PK
3		2401.722	110.015	77.302	N/A	N/A	32.713	PK

Note 1: " * ", means this data is the worst emission level.

Note 2: Measure Level (dBμV/m) = Reading Level (dBμV) + Factor (dB/m).

Note 3: Factor (dB/m) = Cable Loss (dB) + Antenna Factor (dB/m).

Site: SIP-AC1	Time: 2024/05/27
Limit: FCC_2.4G_RE(3m)	Engineer: Barry Wu
Probe: HF907_102862_1-18GHz	Polarity: Horizontal
EUT: ACCESS POINT	Power: AC 120V/60Hz
Test Mode: Transmit by BLE 1M at 2402MHz	

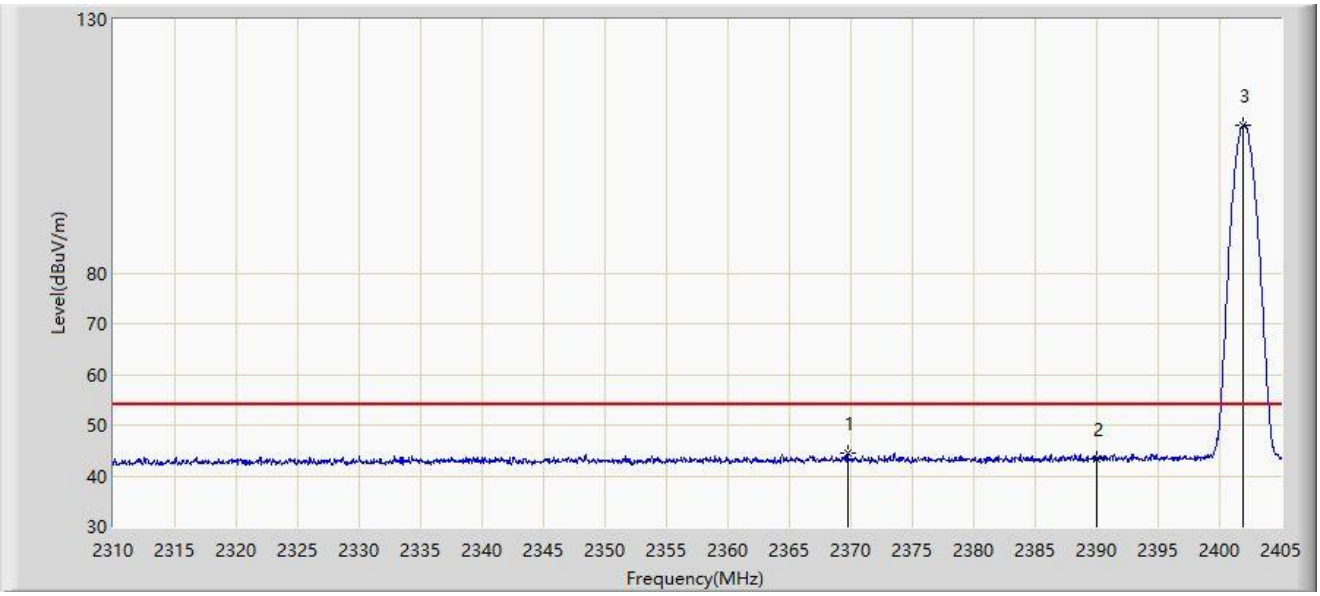

No	Mark	Frequency (MHz)	Measure Level (dBμV/m)	Reading Level (dBμV)	Margin (dB)	Limit (dBμV/m)	Factor (dB/m)	Type
1	*	2369.708	44.535	11.971	-9.465	54.000	32.564	AV
2		2390.000	43.292	10.560	-10.708	54.000	32.732	AV
3		2401.913	109.092	76.380	N/A	N/A	32.712	AV

Note 1: " * ", means this data is the worst emission level.

Note 2: Measure Level (dBμV/m) = Reading Level (dBμV) + Factor (dB/m).

Note 3: Factor (dB/m) = Cable Loss (dB) + Antenna Factor (dB/m).

Site: SIP-AC1	Time: 2024/05/27
Limit: FCC_2.4G_RE(3m)	Engineer: Barry Wu
Probe: HF907_102862_1-18GHz	Polarity: Vertical
EUT: ACCESS POINT	Power: AC 120V/60Hz
Test Mode: Transmit by BLE 1M at 2402MHz	

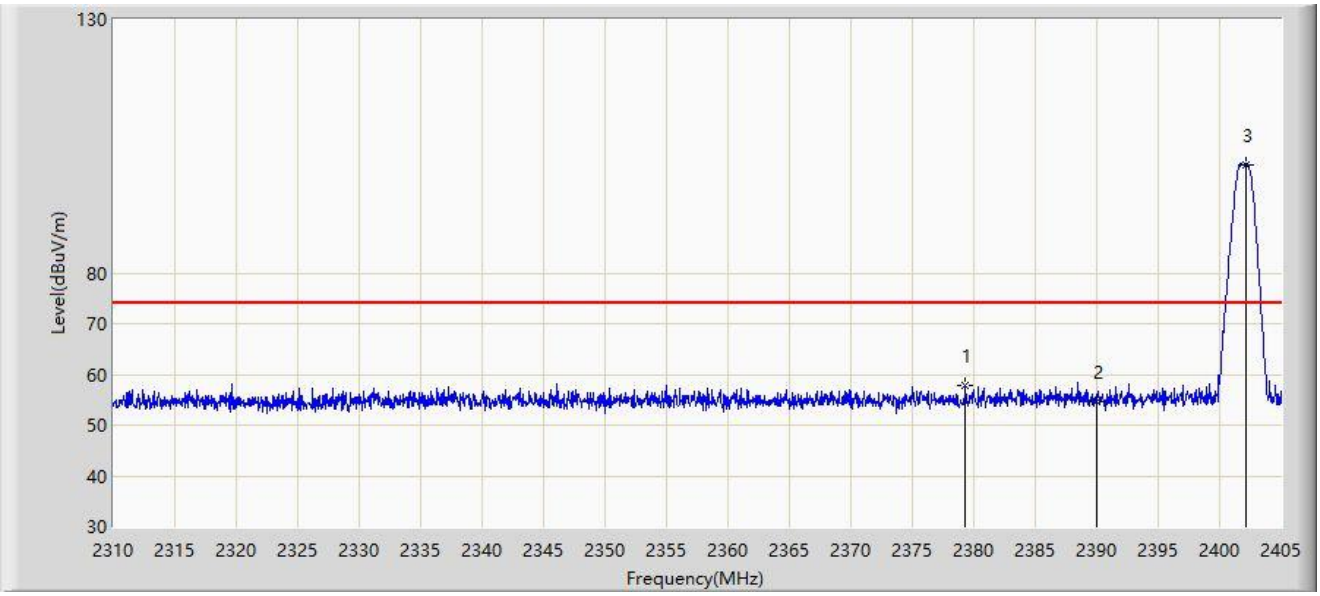

No	Mark	Frequency (MHz)	Measure Level (dBμV/m)	Reading Level (dBμV)	Margin (dB)	Limit (dBμV/m)	Factor (dB/m)	Type
1	*	2379.302	57.823	25.193	-16.177	74.000	32.630	PK
2		2390.000	54.600	21.868	-19.400	74.000	32.732	PK
3		2402.150	101.383	68.673	N/A	N/A	32.709	PK

Note 1: " * ", means this data is the worst emission level.

Note 2: Measure Level (dBμV/m) = Reading Level (dBμV) + Factor (dB/m).

Note 3: Factor (dB/m) = Cable Loss (dB) + Antenna Factor (dB/m).

Site: SIP-AC1	Time: 2024/05/27
Limit: FCC_2.4G_RE(3m)	Engineer: Barry Wu
Probe: HF907_102862_1-18GHz	Polarity: Vertical
EUT: ACCESS POINT	Power: AC 120V/60Hz
Test Mode: Transmit by BLE 1M at 2402MHz	

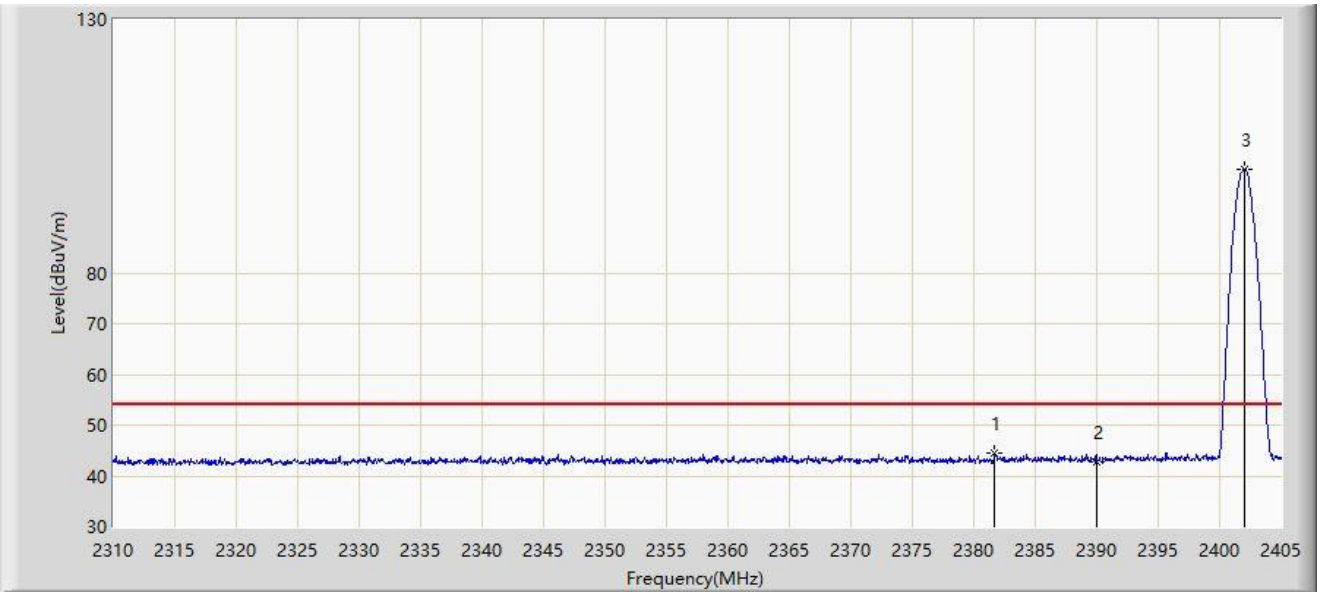

No	Mark	Frequency (MHz)	Measure Level (dBμV/m)	Reading Level (dBμV)	Margin (dB)	Limit (dBμV/m)	Factor (dB/m)	Type
1	*	2381.725	44.475	11.822	-9.525	54.000	32.653	AV
2		2390.000	42.875	10.143	-11.125	54.000	32.732	AV
3		2402.008	100.487	67.776	N/A	N/A	32.711	AV

Note 1: " * ", means this data is the worst emission level.

Note 2: Measure Level (dBμV/m) = Reading Level (dBμV) + Factor (dB/m).

Note 3: Factor (dB/m) = Cable Loss (dB) + Antenna Factor (dB/m).

Site: SIP-AC1	Time: 2024/05/27
Limit: FCC_2.4G_RE(3m)	Engineer: Barry Wu
Probe: HF907_102862_1-18GHz	Polarity: Horizontal
EUT: ACCESS POINT	Power: AC 120V/60Hz
Test Mode: Transmit by BLE 2M at 2402MHz	

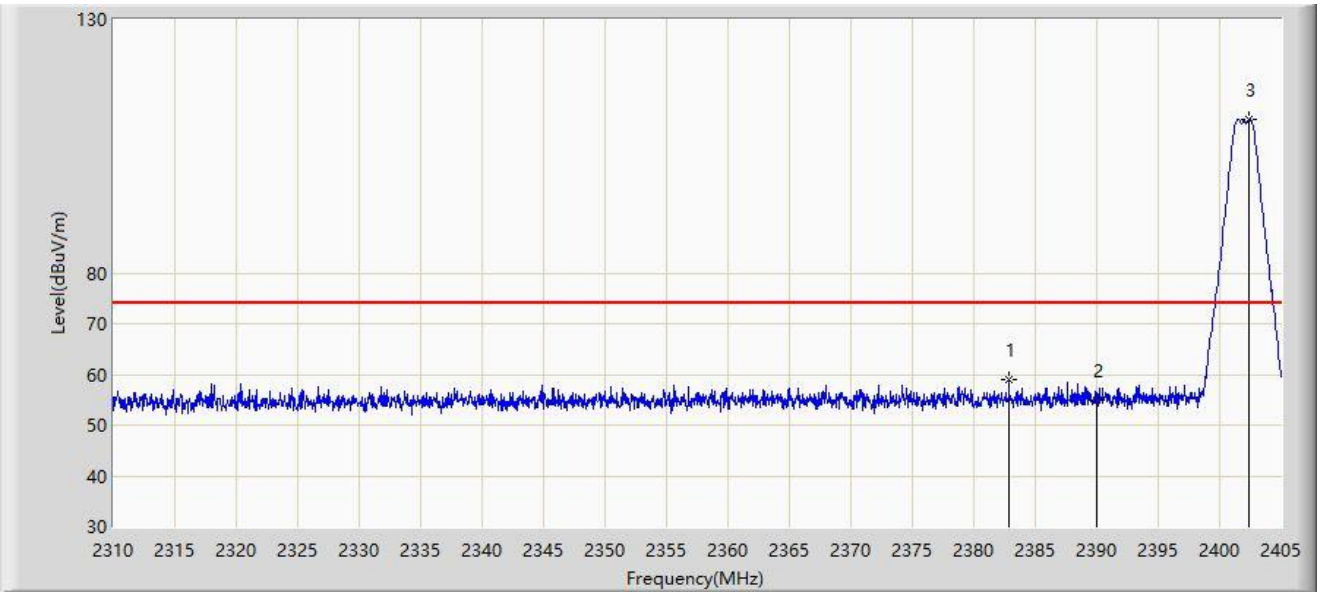

No	Mark	Frequency (MHz)	Measure Level (dBμV/m)	Reading Level (dBμV)	Margin (dB)	Limit (dBμV/m)	Factor (dB/m)	Type
1	*	2382.865	58.983	26.319	-15.017	74.000	32.664	PK
2		2390.000	54.841	22.109	-19.159	74.000	32.732	PK
3		2402.435	110.301	77.593	N/A	N/A	32.707	PK

Note 1: " * ", means this data is the worst emission level.

Note 2: Measure Level (dBμV/m) = Reading Level (dBμV) + Factor (dB/m).

Note 3: Factor (dB/m) = Cable Loss (dB) + Antenna Factor (dB/m).

Site: SIP-AC1	Time: 2024/05/27
Limit: FCC_2.4G_RE(3m)	Engineer: Barry Wu
Probe: HF907_102862_1-18GHz	Polarity: Horizontal
EUT: ACCESS POINT	Power: AC 120V/60Hz
Test Mode: Transmit by BLE 2M at 2402MHz	

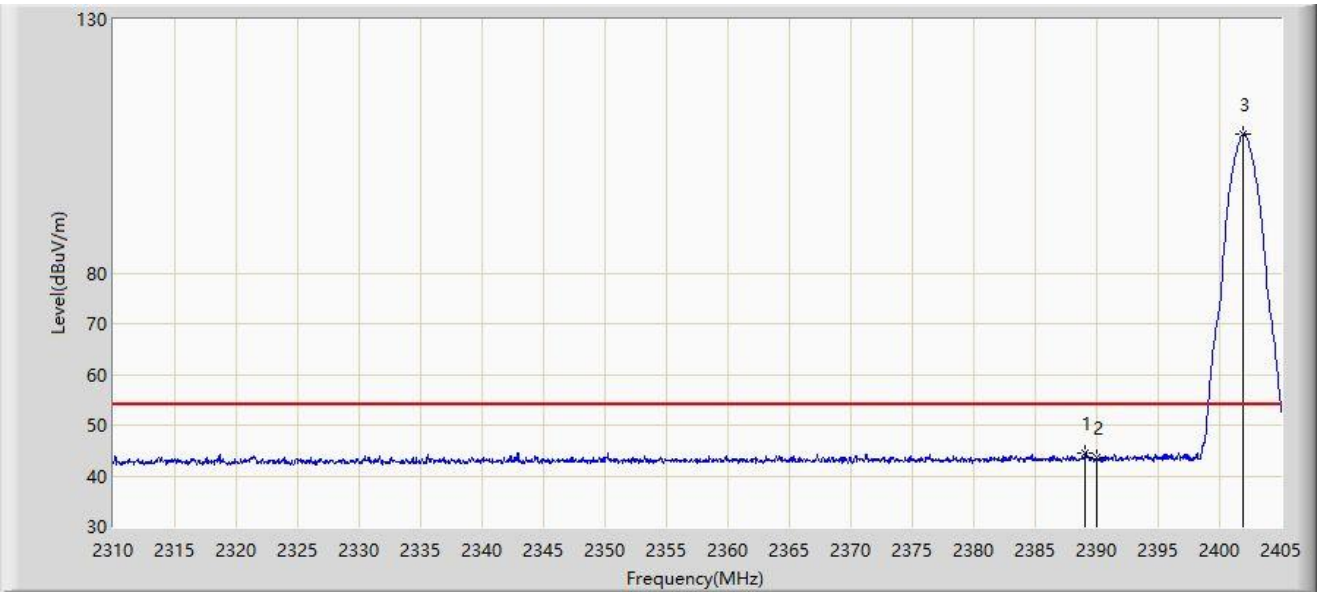

No	Mark	Frequency (MHz)	Measure Level (dBμV/m)	Reading Level (dBμV)	Margin (dB)	Limit (dBμV/m)	Factor (dB/m)	Type
1	*	2389.087	44.473	11.750	-9.527	54.000	32.723	AV
2		2390.000	43.502	10.770	-10.498	54.000	32.732	AV
3		2401.865	107.369	74.657	N/A	N/A	32.712	AV

Note 1: " * ", means this data is the worst emission level.

Note 2: Measure Level (dBμV/m) = Reading Level (dBμV) + Factor (dB/m).

Note 3: Factor (dB/m) = Cable Loss (dB) + Antenna Factor (dB/m).

Site: SIP-AC1	Time: 2024/05/27
Limit: FCC_2.4G_RE(3m)	Engineer: Barry Wu
Probe: HF907_102862_1-18GHz	Polarity: Vertical
EUT: ACCESS POINT	Power: AC 120V/60Hz
Test Mode: Transmit by BLE 2M at 2402MHz	

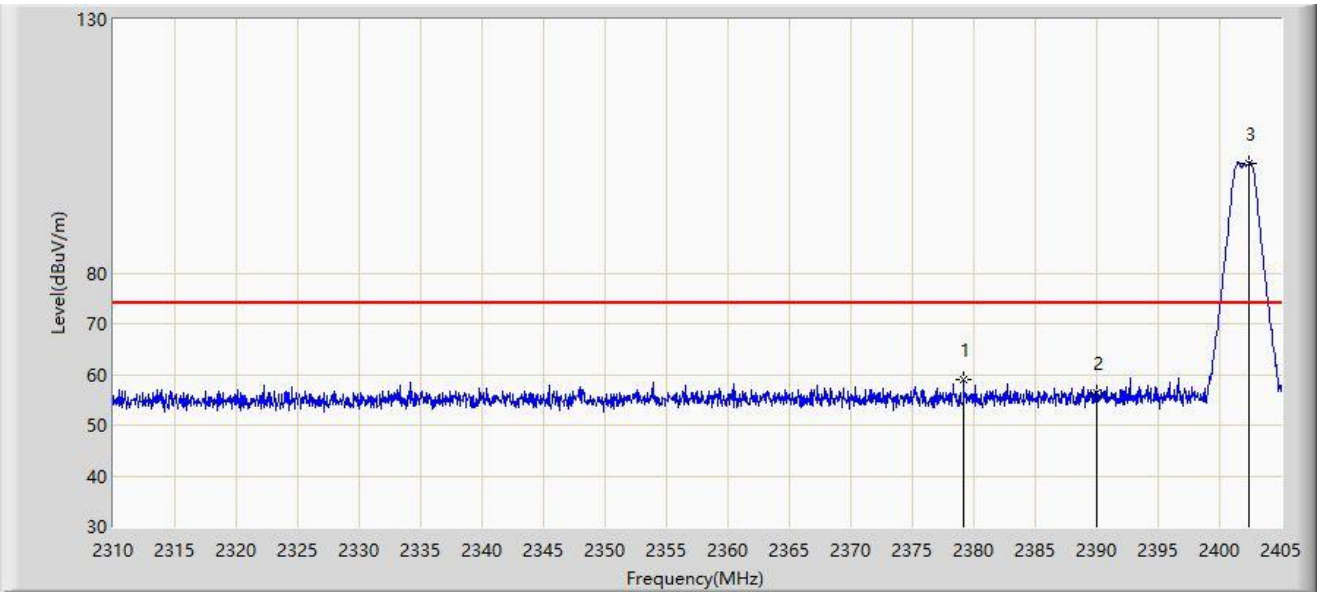

No	Mark	Frequency (MHz)	Measure Level (dBμV/m)	Reading Level (dBμV)	Margin (dB)	Limit (dBμV/m)	Factor (dB/m)	Type
1	*	2379.160	58.872	26.243	-15.128	74.000	32.628	PK
2		2390.000	56.382	23.650	-17.618	74.000	32.732	PK
3		2402.435	101.641	68.933	N/A	N/A	32.707	PK

Note 1: " * ", means this data is the worst emission level.

Note 2: Measure Level (dBμV/m) = Reading Level (dBμV) + Factor (dB/m).

Note 3: Factor (dB/m) = Cable Loss (dB) + Antenna Factor (dB/m).

Site: SIP-AC1	Time: 2024/05/27
Limit: FCC_2.4G_RE(3m)	Engineer: Barry Wu
Probe: HF907_102862_1-18GHz	Polarity: Vertical
EUT: ACCESS POINT	Power: AC 120V/60Hz
Test Mode: Transmit by BLE 2M at 2402MHz	

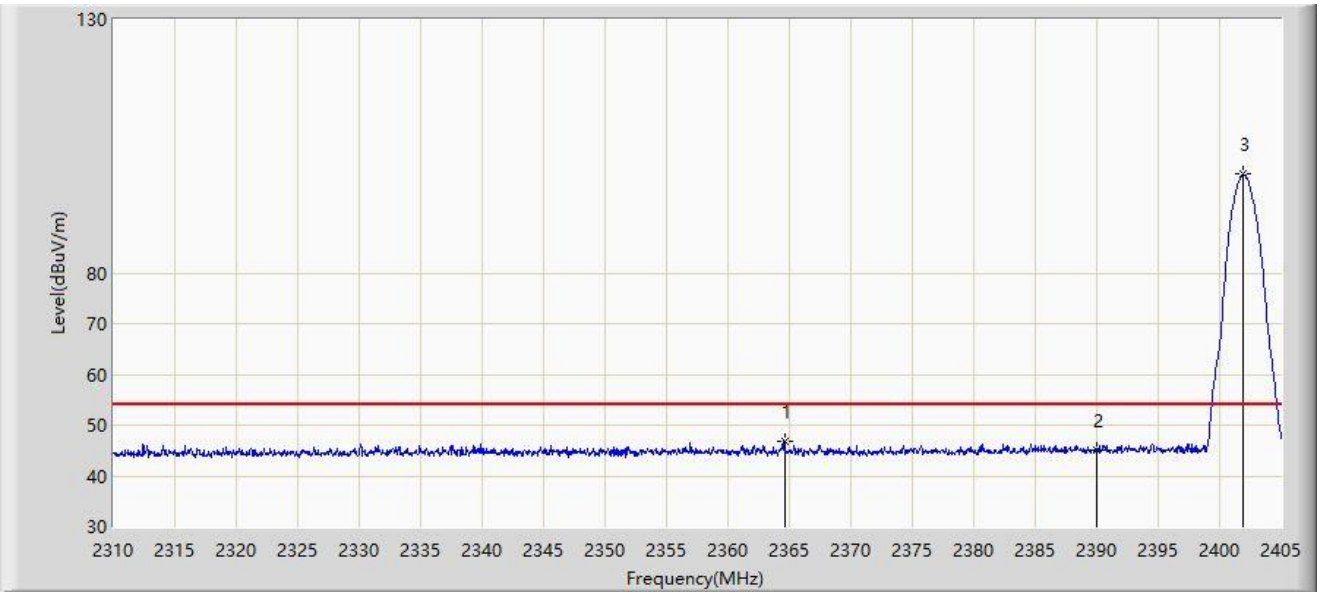

No	Mark	Frequency (MHz)	Measure Level (dBμV/m)	Reading Level (dBμV)	Margin (dB)	Limit (dBμV/m)	Factor (dB/m)	Type
1	*	2364.625	46.747	14.214	-7.253	54.000	32.534	AV
2		2390.000	45.125	12.393	-8.875	54.000	32.732	AV
3		2401.865	99.435	66.723	N/A	N/A	32.712	AV

Note 1: " * ", means this data is the worst emission level.

Note 2: Measure Level (dBμV/m) = Reading Level (dBμV) + Factor (dB/m).

Note 3: Factor (dB/m) = Cable Loss (dB) + Antenna Factor (dB/m).

Mode 2 – Filter 6#

Site: SIP-AC1	Time: 2024/05/27
Limit: FCC_2.4G_RE(3m)	Engineer: Barry Wu
Probe: HF907_102862_1-18GHz	Polarity: Horizontal
EUT: ACCESS POINT	Power: AC 120V/60Hz
Test Mode: Transmit by BLE 1M at 2480MHz	

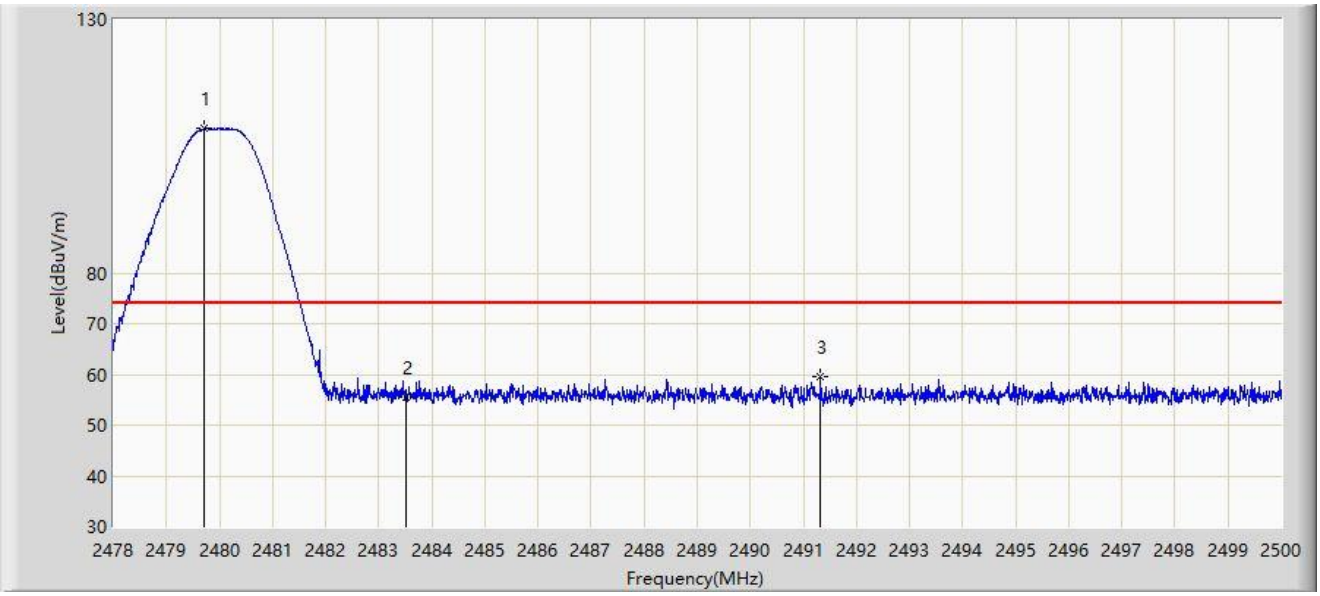

No	Mark	Frequency (MHz)	Measure Level (dBμV/m)	Reading Level (dBμV)	Margin (dB)	Limit (dBμV/m)	Factor (dB/m)	Type
1		2479.716	108.433	75.384	N/A	N/A	33.049	PK
2		2483.500	55.570	22.511	-18.430	74.000	33.060	PK
3	*	2491.321	59.707	26.627	-14.293	74.000	33.081	PK

Note 1: " * ", means this data is the worst emission level.

Note 2: Measure Level (dBμV/m) = Reading Level (dBμV) + Factor (dB/m).

Note 3: Factor (dB/m) = Cable Loss (dB) + Antenna Factor (dB/m).

Site: SIP-AC1	Time: 2024/05/27
Limit: FCC_2.4G_RE(3m)	Engineer: Barry Wu
Probe: HF907_102862_1-18GHz	Polarity: Horizontal
EUT: ACCESS POINT	Power: AC 120V/60Hz
Test Mode: Transmit by BLE 1M at 2480MHz	

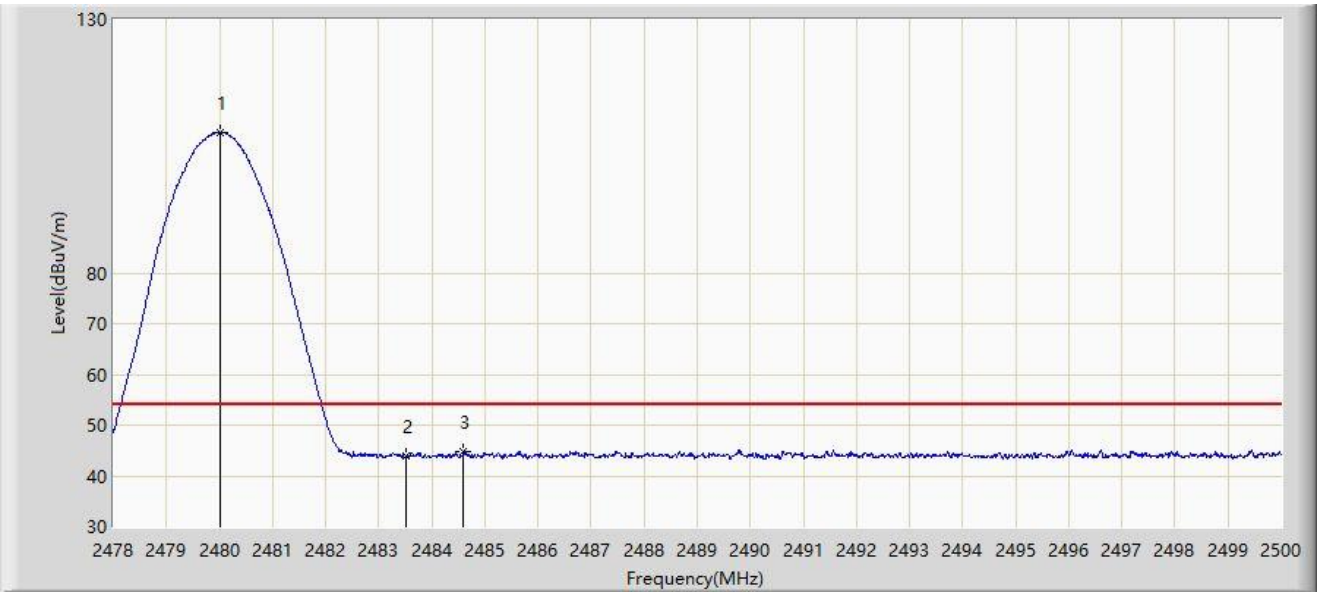

No	Mark	Frequency (MHz)	Measure Level (dBμV/m)	Reading Level (dBμV)	Margin (dB)	Limit (dBμV/m)	Factor (dB/m)	Type
1		2480.002	107.685	74.635	N/A	N/A	33.049	AV
2		2483.500	43.821	10.762	-10.179	54.000	33.060	AV
3	*	2484.600	44.817	11.755	-9.183	54.000	33.062	AV

Note 1: " * ", means this data is the worst emission level.

Note 2: Measure Level (dBμV/m) = Reading Level (dBμV) + Factor (dB/m).

Note 3: Factor (dB/m) = Cable Loss (dB) + Antenna Factor (dB/m).

Site: SIP-AC1	Time: 2024/05/27
Limit: FCC_2.4G_RE(3m)	Engineer: Barry Wu
Probe: HF907_102862_1-18GHz	Polarity: Vertical
EUT: ACCESS POINT	Power: AC 120V/60Hz
Test Mode: Transmit by BLE 1M at 2480MHz	

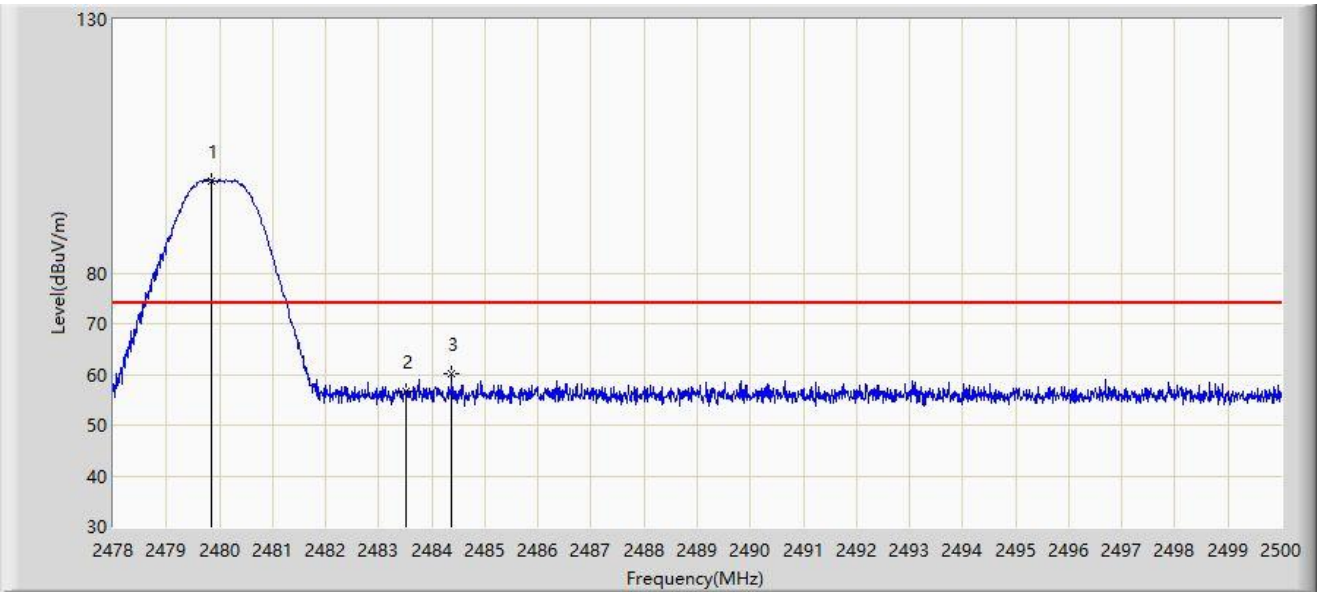

No	Mark	Frequency (MHz)	Measure Level (dBμV/m)	Reading Level (dBμV)	Margin (dB)	Limit (dBμV/m)	Factor (dB/m)	Type
1		2479.848	98.232	65.183	N/A	N/A	33.050	PK
2		2483.500	56.789	23.730	-17.211	74.000	33.060	PK
3	*	2484.380	60.076	27.014	-13.924	74.000	33.061	PK

Note 1: " * ", means this data is the worst emission level.

Note 2: Measure Level (dBμV/m) = Reading Level (dBμV) + Factor (dB/m).

Note 3: Factor (dB/m) = Cable Loss (dB) + Antenna Factor (dB/m).

Site: SIP-AC1	Time: 2024/05/27
Limit: FCC_2.4G_RE(3m)	Engineer: Barry Wu
Probe: HF907_102862_1-18GHz	Polarity: Vertical
EUT: ACCESS POINT	Power: AC 120V/60Hz
Test Mode: Transmit by BLE 1M at 2480MHz	

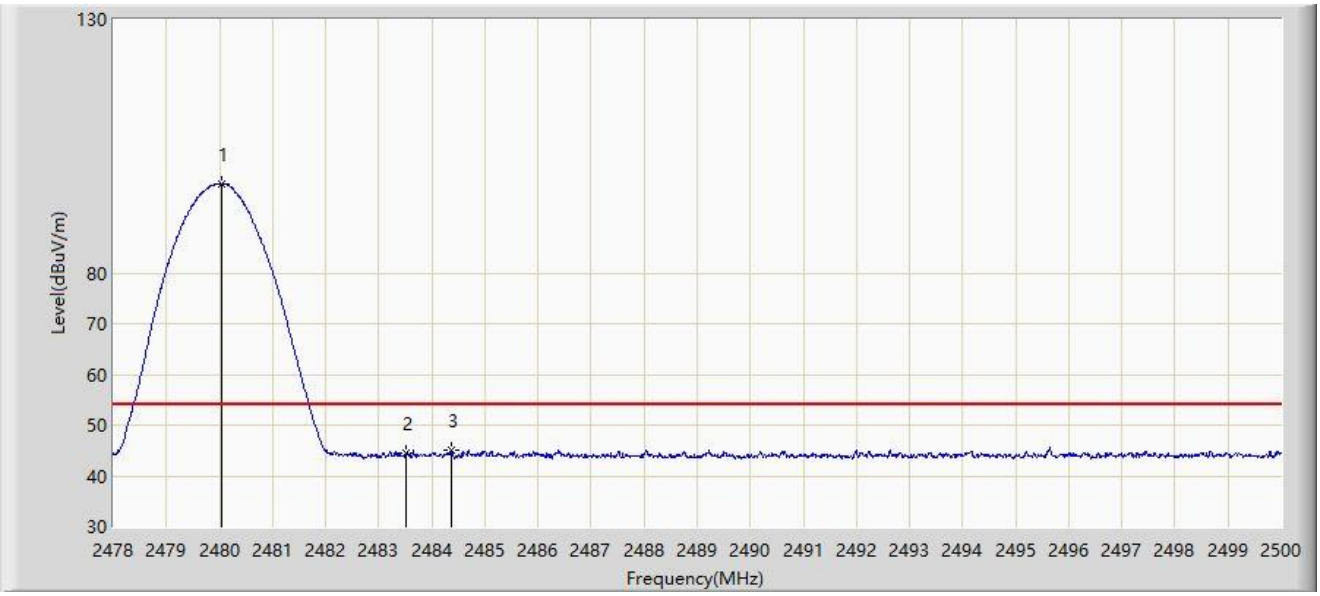

No	Mark	Frequency (MHz)	Measure Level (dBμV/m)	Reading Level (dBμV)	Margin (dB)	Limit (dBμV/m)	Factor (dB/m)	Type
1		2480.046	97.638	64.588	N/A	N/A	33.050	AV
2		2483.500	44.595	11.536	-9.405	54.000	33.060	AV
3	*	2484.369	45.031	11.969	-8.969	54.000	33.061	AV

Note 1: " * ", means this data is the worst emission level.

Note 2: Measure Level (dBμV/m) = Reading Level (dBμV) + Factor (dB/m).

Note 3: Factor (dB/m) = Cable Loss (dB) + Antenna Factor (dB/m).

Site: SIP-AC1	Time: 2024/05/27
Limit: FCC_2.4G_RE(3m)	Engineer: Barry Wu
Probe: HF907_102862_1-18GHz	Polarity: Horizontal
EUT: ACCESS POINT	Power: AC 120V/60Hz
Test Mode: Transmit by BLE 2M at 2480MHz	

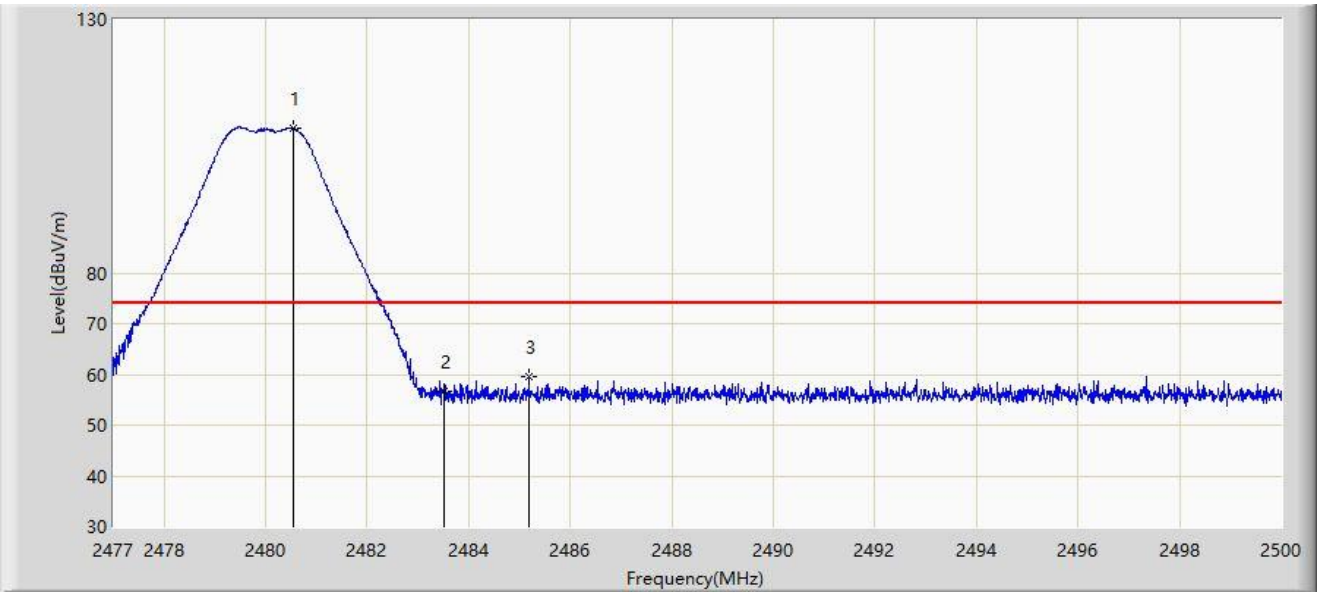

No	Mark	Frequency (MHz)	Measure Level (dBμV/m)	Reading Level (dBμV)	Margin (dB)	Limit (dBμV/m)	Factor (dB/m)	Type
1		2480.531	108.576	75.525	N/A	N/A	33.051	PK
2		2483.500	56.632	23.573	-17.368	74.000	33.060	PK
3	*	2485.188	59.556	26.492	-14.444	74.000	33.064	PK

Note 1: " * ", means this data is the worst emission level.

Note 2: Measure Level (dBμV/m) = Reading Level (dBμV) + Factor (dB/m).

Note 3: Factor (dB/m) = Cable Loss (dB) + Antenna Factor (dB/m).

Site: SIP-AC1	Time: 2024/05/27
Limit: FCC_2.4G_RE(3m)	Engineer: Barry Wu
Probe: HF907_102862_1-18GHz	Polarity: Horizontal
EUT: ACCESS POINT	Power: AC 120V/60Hz
Test Mode: Transmit by BLE 2M at 2480MHz	

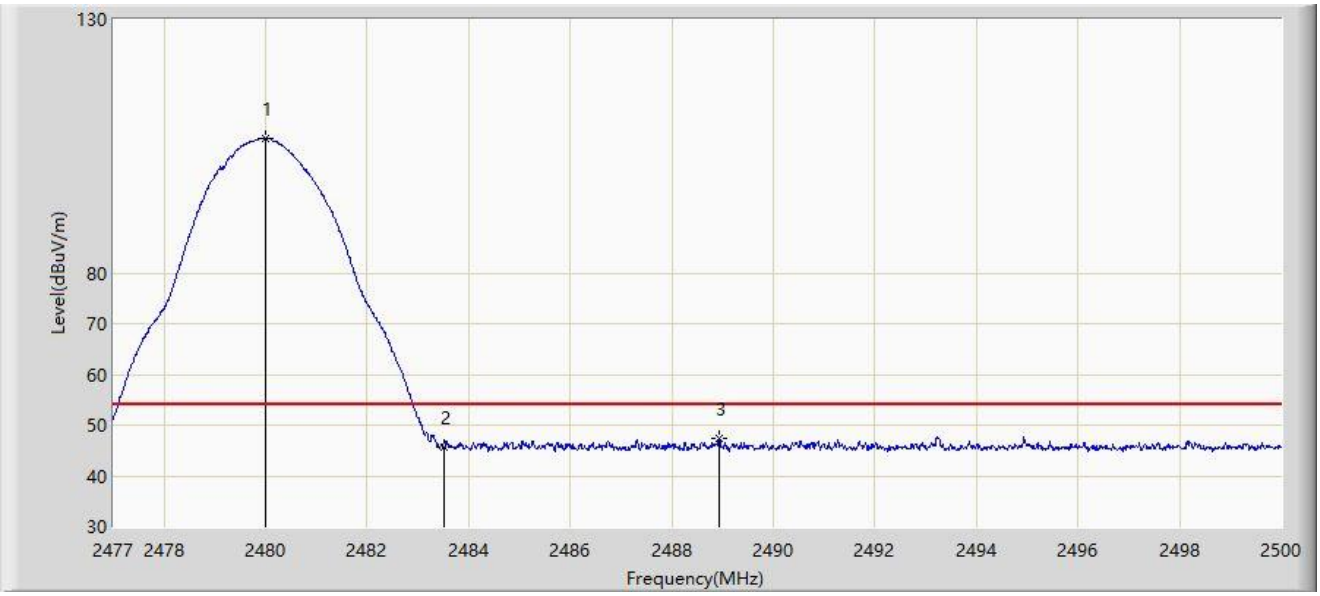

No	Mark	Frequency (MHz)	Measure Level (dBμV/m)	Reading Level (dBμV)	Margin (dB)	Limit (dBμV/m)	Factor (dB/m)	Type
1		2480.001	106.559	73.509	N/A	N/A	33.049	AV
2		2483.500	45.669	12.610	-8.331	54.000	33.060	AV
3	*	2488.926	47.288	14.214	-6.712	54.000	33.074	AV

Note 1: " * ", means this data is the worst emission level.

Note 2: Measure Level (dBμV/m) = Reading Level (dBμV) + Factor (dB/m).

Note 3: Factor (dB/m) = Cable Loss (dB) + Antenna Factor (dB/m).

Site: SIP-AC1	Time: 2024/05/27
Limit: FCC_2.4G_RE(3m)	Engineer: Barry Wu
Probe: HF907_102862_1-18GHz	Polarity: Vertical
EUT: ACCESS POINT	Power: AC 120V/60Hz
Test Mode: Transmit by BLE 2M at 2480MHz	

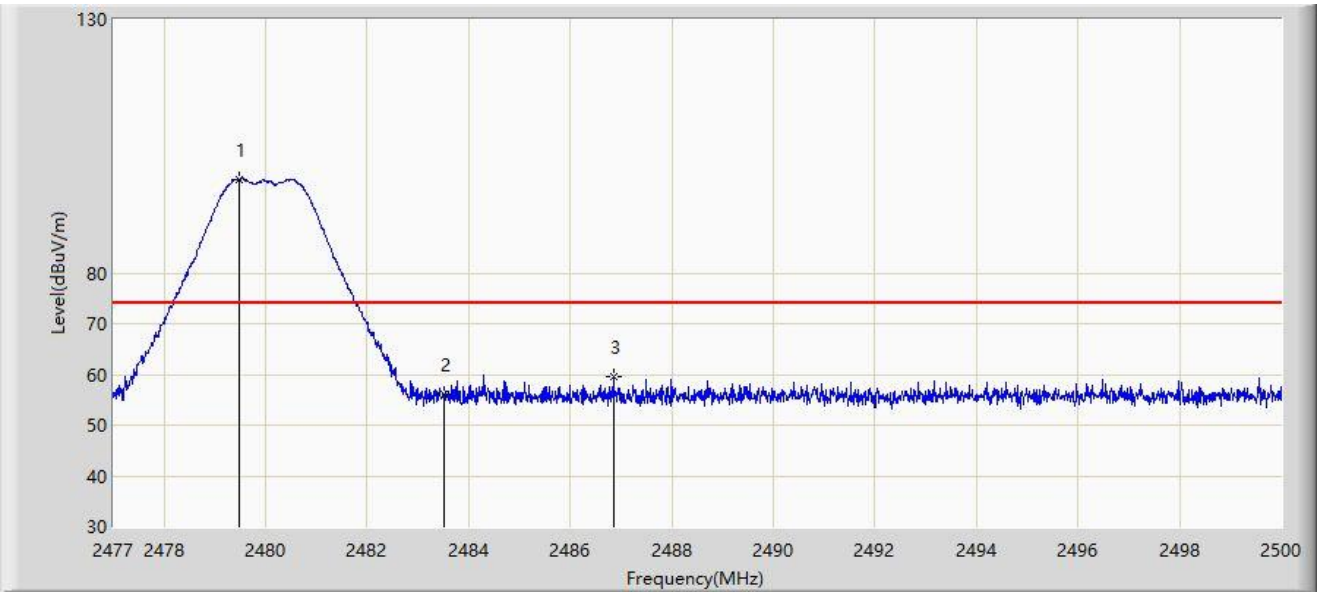

No	Mark	Frequency (MHz)	Measure Level (dBµV/m)	Reading Level (dBµV)	Margin (dB)	Limit (dBµV/m)	Factor (dB/m)	Type
1		2479.472	98.487	65.439	N/A	N/A	33.048	PK
2		2483.500	55.963	22.904	-18.037	74.000	33.060	PK
3	*	2486.855	59.666	26.598	-14.334	74.000	33.068	PK

Note 1: " * ", means this data is the worst emission level.

Note 2: Measure Level (dBµV/m) = Reading Level (dBµV) + Factor (dB/m).

Note 3: Factor (dB/m) = Cable Loss (dB) + Antenna Factor (dB/m).

Site: SIP-AC1	Time: 2024/05/27
Limit: FCC_2.4G_RE(3m)	Engineer: Barry Wu
Probe: HF907_102862_1-18GHz	Polarity: Vertical
EUT: ACCESS POINT	Power: AC 120V/60Hz
Test Mode: Transmit by BLE 2M at 2480MHz	

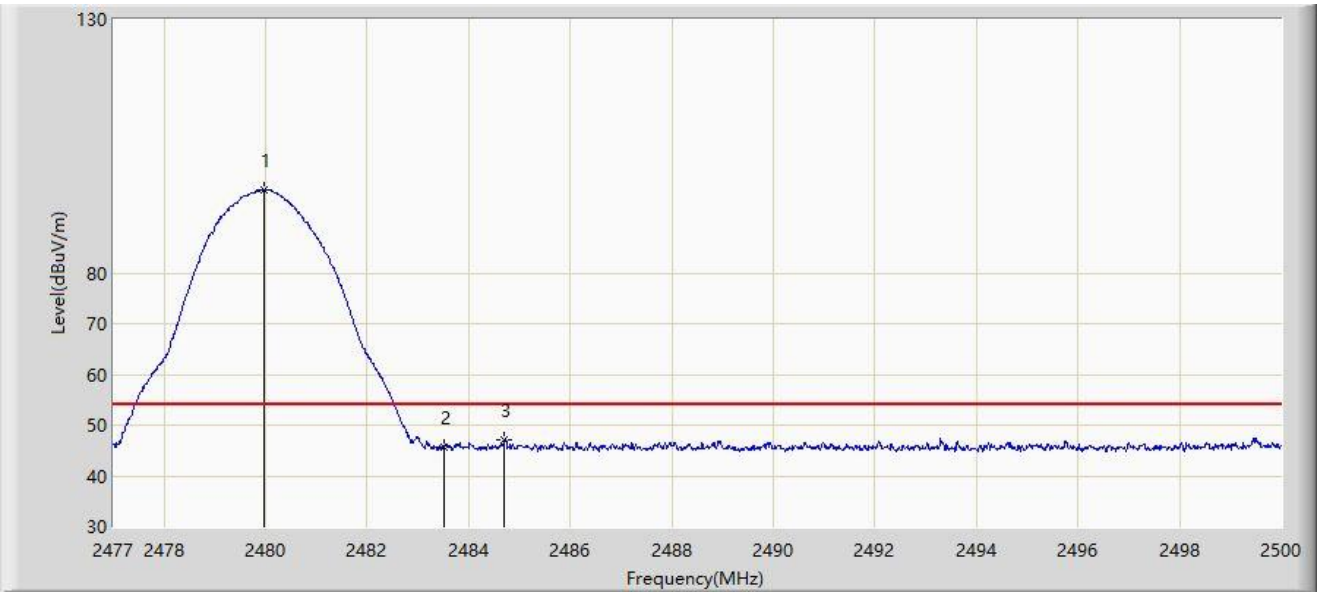

No	Mark	Frequency (MHz)	Measure Level (dBμV/m)	Reading Level (dBμV)	Margin (dB)	Limit (dBμV/m)	Factor (dB/m)	Type
1		2479.956	96.342	63.292	N/A	N/A	33.049	AV
2		2483.500	45.694	12.635	-8.306	54.000	33.060	AV
3	*	2484.694	47.158	14.096	-6.842	54.000	33.063	AV

Note 1: " * ", means this data is the worst emission level.

Note 2: Measure Level (dBμV/m) = Reading Level (dBμV) + Factor (dB/m).

Note 3: Factor (dB/m) = Cable Loss (dB) + Antenna Factor (dB/m).

Mode 3 – Filter 7#

Site: SIP-AC3	Time: 2024/05/24
Limit: FCC_2.4G_RE(3m)	Engineer: Barry Wu
Probe: HF907_102861_1-18GHz	Polarity: Horizontal
EUT: ACCESS POINT	Power: AC 120V/60Hz
Test Mode: Transmit by BLE 1M at 2402MHz	

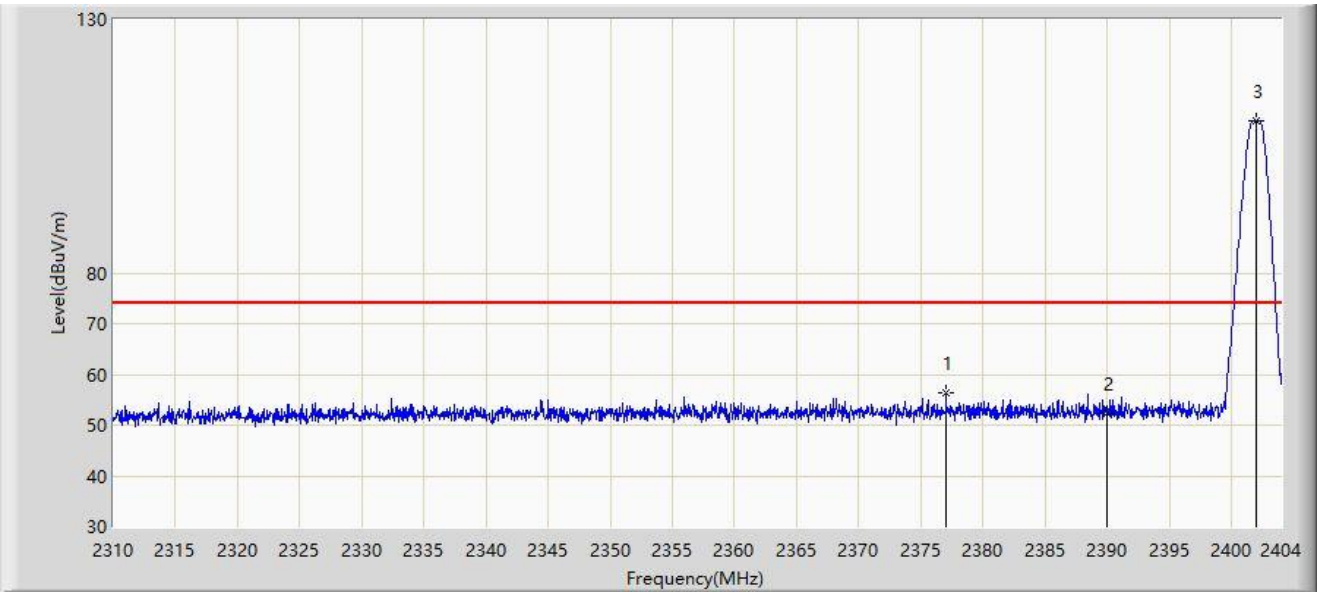

No	Mark	Frequency (MHz)	Measure Level (dBμV/m)	Reading Level (dBμV)	Margin (dB)	Limit (dBμV/m)	Factor (dB/m)	Type
1	*	2377.022	56.307	24.310	-17.693	74.000	31.997	PK
2		2390.000	52.352	20.329	-21.648	74.000	32.023	PK
3		2401.979	110.031	77.993	N/A	N/A	32.037	PK

Note 1: " * ", means this data is the worst emission level.

Note 2: Measure Level (dBμV/m) = Reading Level (dBμV) + Factor (dB/m).

Note 3: Factor (dB/m) = Cable Loss (dB) + Antenna Factor (dB/m).

Site: SIP-AC3	Time: 2024/05/24
Limit: FCC_2.4G_RE(3m)	Engineer: Barry Wu
Probe: HF907_102861_1-18GHz	Polarity: Horizontal
EUT: ACCESS POINT	Power: AC 120V/60Hz
Test Mode: Transmit by BLE 1M at 2402MHz	

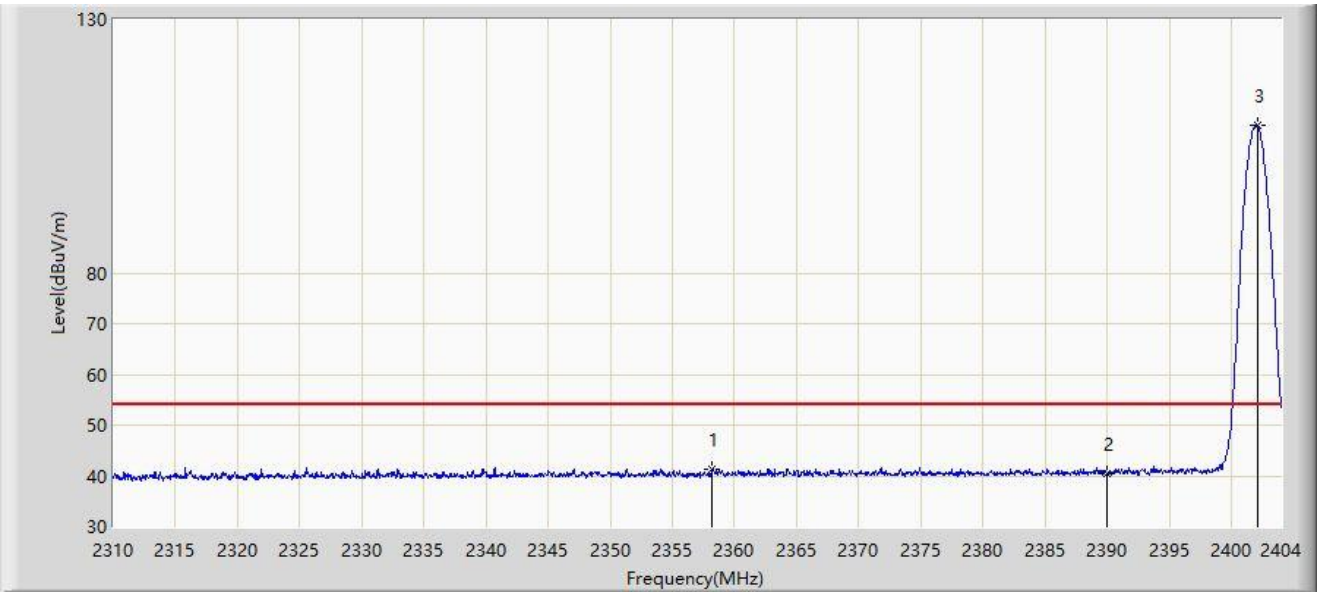

No	Mark	Frequency (MHz)	Measure Level (dBμV/m)	Reading Level (dBμV)	Margin (dB)	Limit (dBμV/m)	Factor (dB/m)	Type
1	*	2358.175	41.431	9.532	-12.569	54.000	31.899	AV
2		2390.000	40.469	8.446	-13.531	54.000	32.023	AV
3		2402.073	109.053	77.015	N/A	N/A	32.037	AV

Note 1: " * ", means this data is the worst emission level.

Note 2: Measure Level (dBμV/m) = Reading Level (dBμV) + Factor (dB/m).

Note 3: Factor (dB/m) = Cable Loss (dB) + Antenna Factor (dB/m).

Site: SIP-AC3	Time: 2024/05/24
Limit: FCC_2.4G_RE(3m)	Engineer: Barry Wu
Probe: HF907_102861_1-18GHz	Polarity: Vertical
EUT: ACCESS POINT	Power: AC 120V/60Hz
Test Mode: Transmit by BLE 1M at 2402MHz	

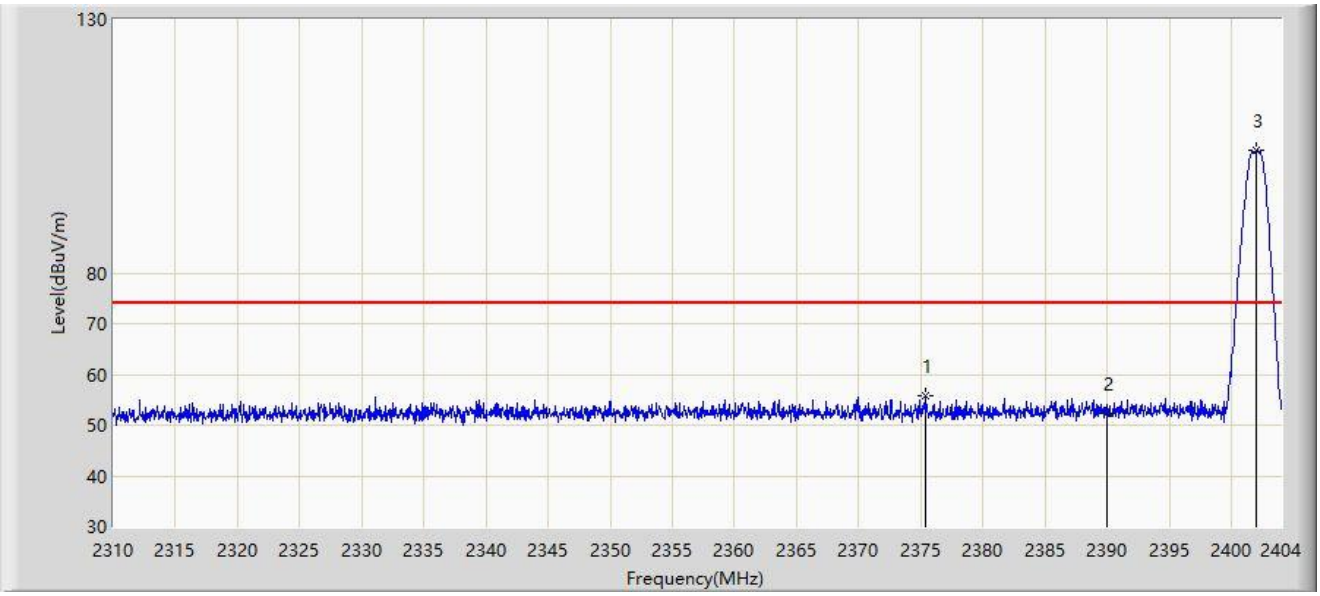

No	Mark	Frequency (MHz)	Measure Level (dBμV/m)	Reading Level (dBμV)	Margin (dB)	Limit (dBμV/m)	Factor (dB/m)	Type
1	*	2375.424	55.829	23.840	-18.171	74.000	31.989	PK
2		2390.000	52.427	20.404	-21.573	74.000	32.023	PK
3		2402.026	104.127	72.089	N/A	N/A	32.037	PK

Note 1: " * ", means this data is the worst emission level.

Note 2: Measure Level (dBμV/m) = Reading Level (dBμV) + Factor (dB/m).

Note 3: Factor (dB/m) = Cable Loss (dB) + Antenna Factor (dB/m).

Site: SIP-AC3	Time: 2024/05/24
Limit: FCC_2.4G_RE(3m)	Engineer: Barry Wu
Probe: HF907_102861_1-18GHz	Polarity: Vertical
EUT: ACCESS POINT	Power: AC 120V/60Hz
Test Mode: Transmit by BLE 1M at 2402MHz	

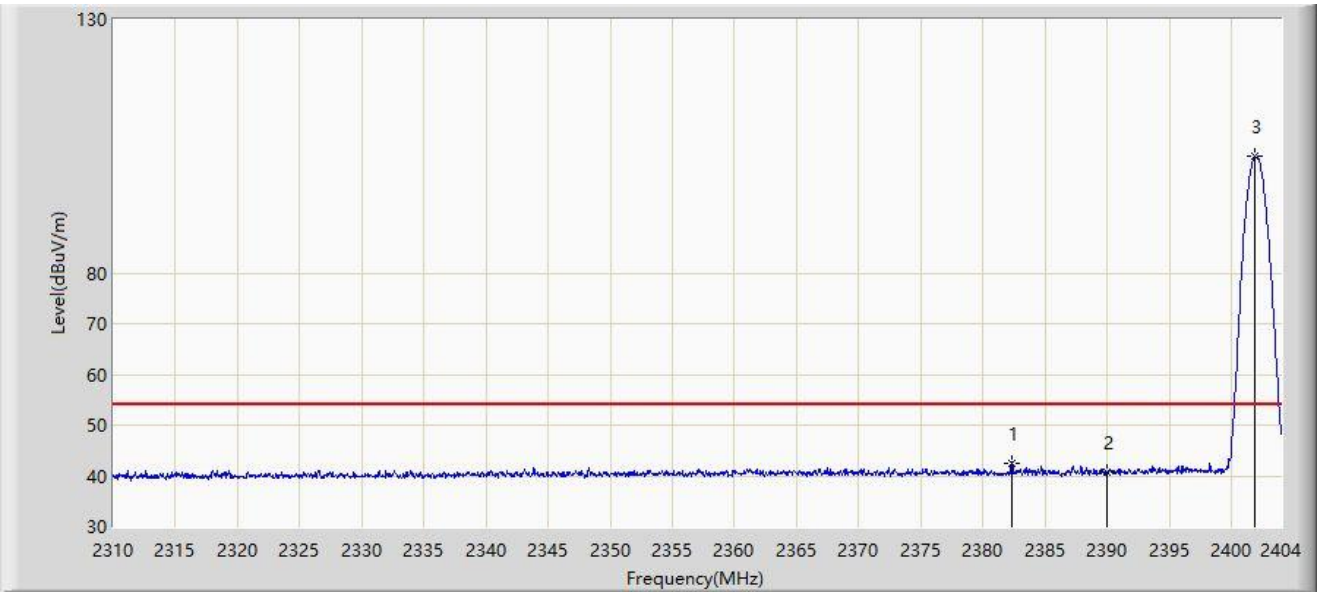

No	Mark	Frequency (MHz)	Measure Level (dBμV/m)	Reading Level (dBμV)	Margin (dB)	Limit (dBμV/m)	Factor (dB/m)	Type
1	*	2382.333	42.591	10.583	-11.409	54.000	32.008	AV
2		2390.000	40.586	8.563	-13.414	54.000	32.023	AV
3		2401.932	103.146	71.108	N/A	N/A	32.038	AV

Note 1: " * ", means this data is the worst emission level.

Note 2: Measure Level (dBμV/m) = Reading Level (dBμV) + Factor (dB/m).

Note 3: Factor (dB/m) = Cable Loss (dB) + Antenna Factor (dB/m).

Site: SIP-AC3	Time: 2024/05/24
Limit: FCC_2.4G_RE(3m)	Engineer: Barry Wu
Probe: HF907_102861_1-18GHz	Polarity: Horizontal
EUT: ACCESS POINT	Power: AC 120V/60Hz
Test Mode: Transmit by BLE 1M at 2480MHz	

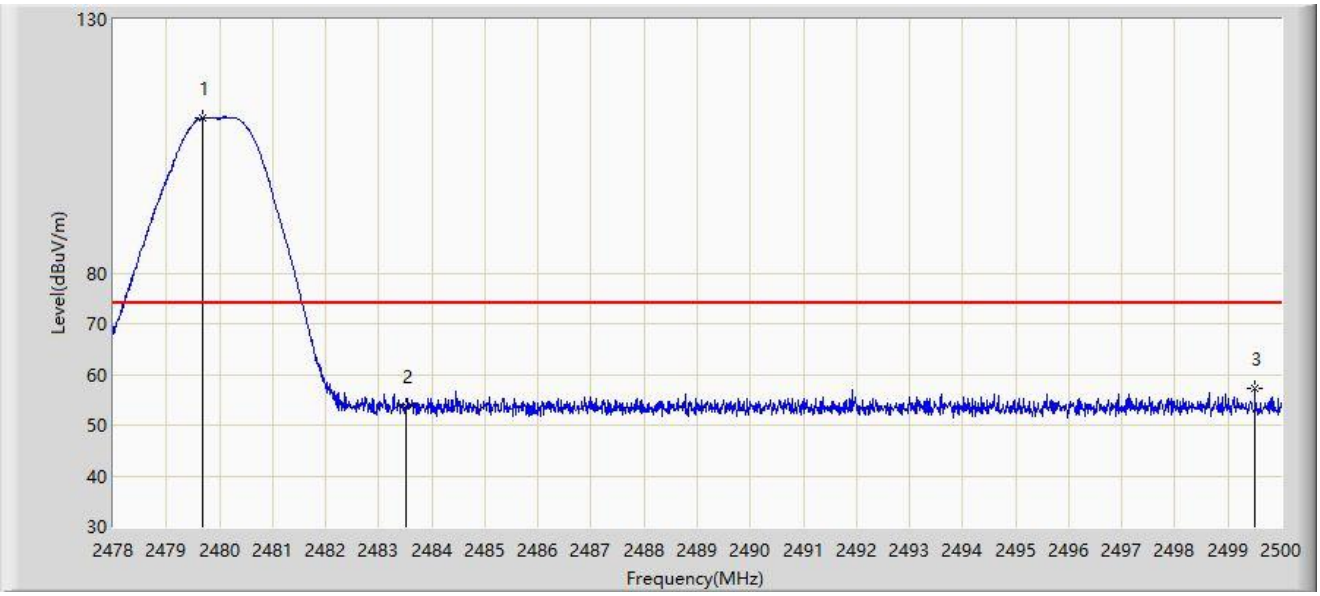

No	Mark	Frequency (MHz)	Measure Level (dBμV/m)	Reading Level (dBμV)	Margin (dB)	Limit (dBμV/m)	Factor (dB/m)	Type
1		2479.694	110.661	78.380	N/A	N/A	32.280	PK
2		2483.500	53.695	21.395	-20.305	74.000	32.300	PK
3	*	2499.505	57.388	24.997	-16.612	74.000	32.391	PK

Note 1: " * ", means this data is the worst emission level.

Note 2: Measure Level (dBμV/m) = Reading Level (dBμV) + Factor (dB/m).

Note 3: Factor (dB/m) = Cable Loss (dB) + Antenna Factor (dB/m).

Site: SIP-AC3	Time: 2024/05/24
Limit: FCC_2.4G_RE(3m)	Engineer: Barry Wu
Probe: HF907_102861_1-18GHz	Polarity: Horizontal
EUT: ACCESS POINT	Power: AC 120V/60Hz
Test Mode: Transmit by BLE 1M at 2480MHz	

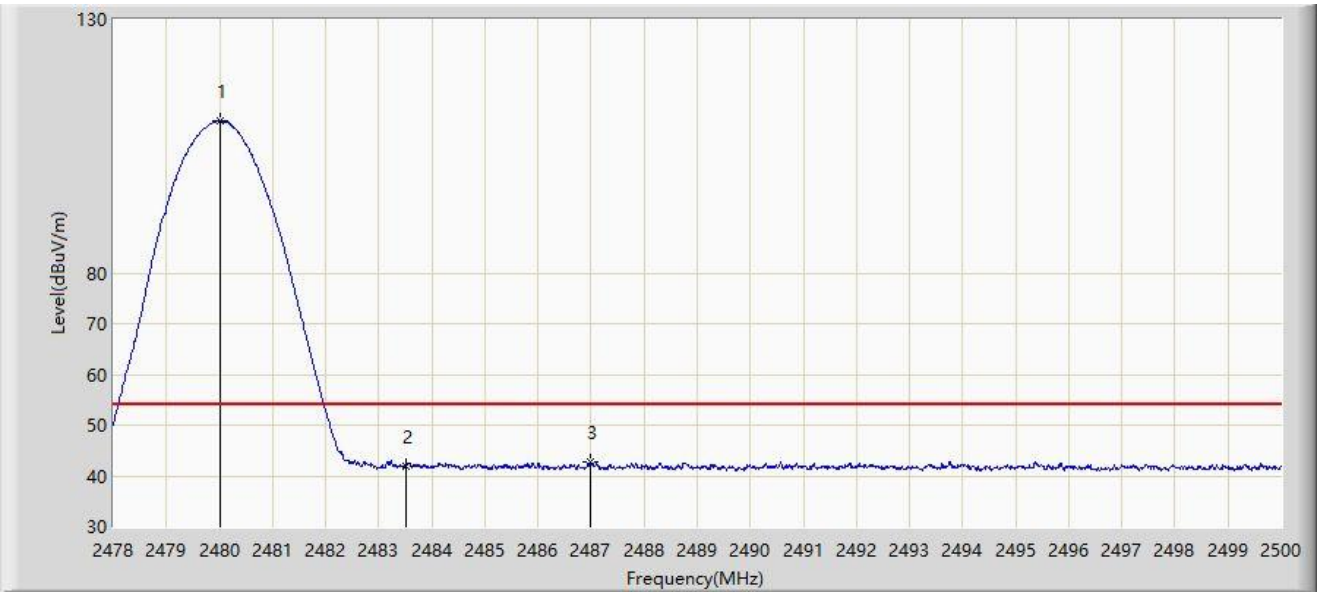

No	Mark	Frequency (MHz)	Measure Level (dBμV/m)	Reading Level (dBμV)	Margin (dB)	Limit (dBμV/m)	Factor (dB/m)	Type
1		2480.002	110.060	77.778	N/A	N/A	32.282	AV
2		2483.500	41.995	9.695	-12.005	54.000	32.300	AV
3	*	2486.976	42.751	10.433	-11.249	54.000	32.318	AV

Note 1: " * ", means this data is the worst emission level.

Note 2: Measure Level (dBμV/m) = Reading Level (dBμV) + Factor (dB/m).

Note 3: Factor (dB/m) = Cable Loss (dB) + Antenna Factor (dB/m).

Site: SIP-AC3	Time: 2024/05/24
Limit: FCC_2.4G_RE(3m)	Engineer: Barry Wu
Probe: HF907_102861_1-18GHz	Polarity: Vertical
EUT: ACCESS POINT	Power: AC 120V/60Hz
Test Mode: Transmit by BLE 1M at 2480MHz	

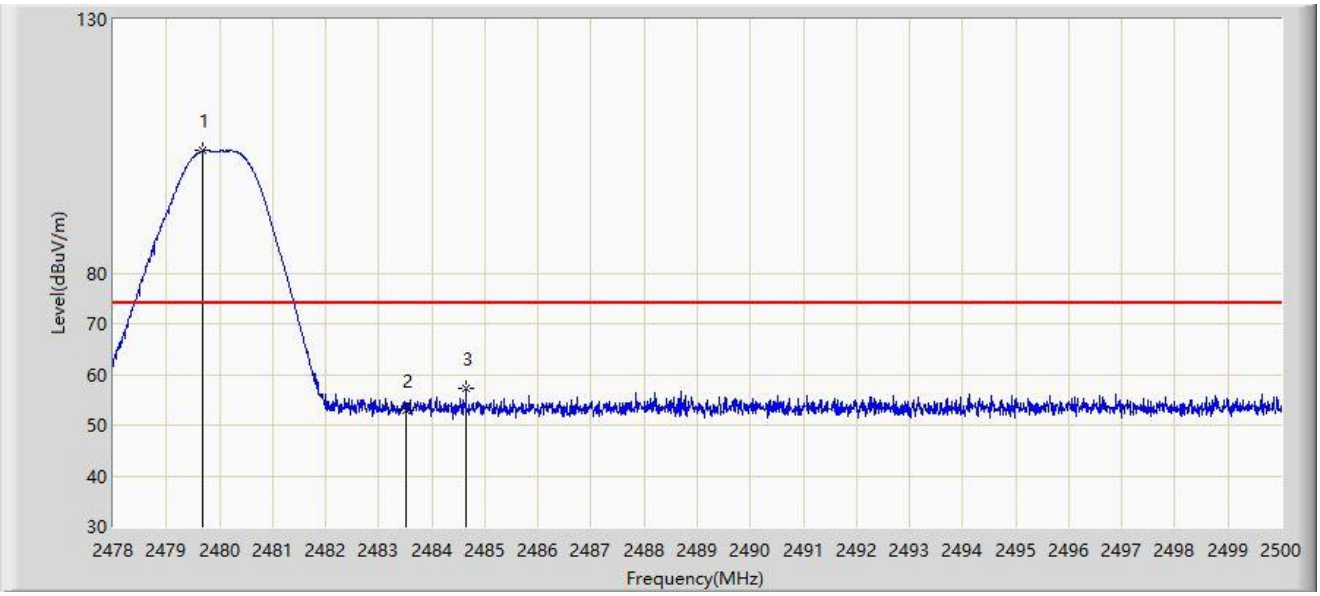

No	Mark	Frequency (MHz)	Measure Level (dBμV/m)	Reading Level (dBμV)	Margin (dB)	Limit (dBμV/m)	Factor (dB/m)	Type
1		2479.694	104.085	71.804	N/A	N/A	32.280	PK
2		2483.500	52.917	20.617	-21.083	74.000	32.300	PK
3	*	2484.644	57.292	24.986	-16.708	74.000	32.306	PK

Note 1: " * ", means this data is the worst emission level.

Note 2: Measure Level (dBμV/m) = Reading Level (dBμV) + Factor (dB/m).

Note 3: Factor (dB/m) = Cable Loss (dB) + Antenna Factor (dB/m).

Site: SIP-AC3	Time: 2024/05/24
Limit: FCC_2.4G_RE(3m)	Engineer: Barry Wu
Probe: HF907_102861_1-18GHz	Polarity: Vertical
EUT: ACCESS POINT	Power: AC 120V/60Hz
Test Mode: Transmit by BLE 1M at 2480MHz	

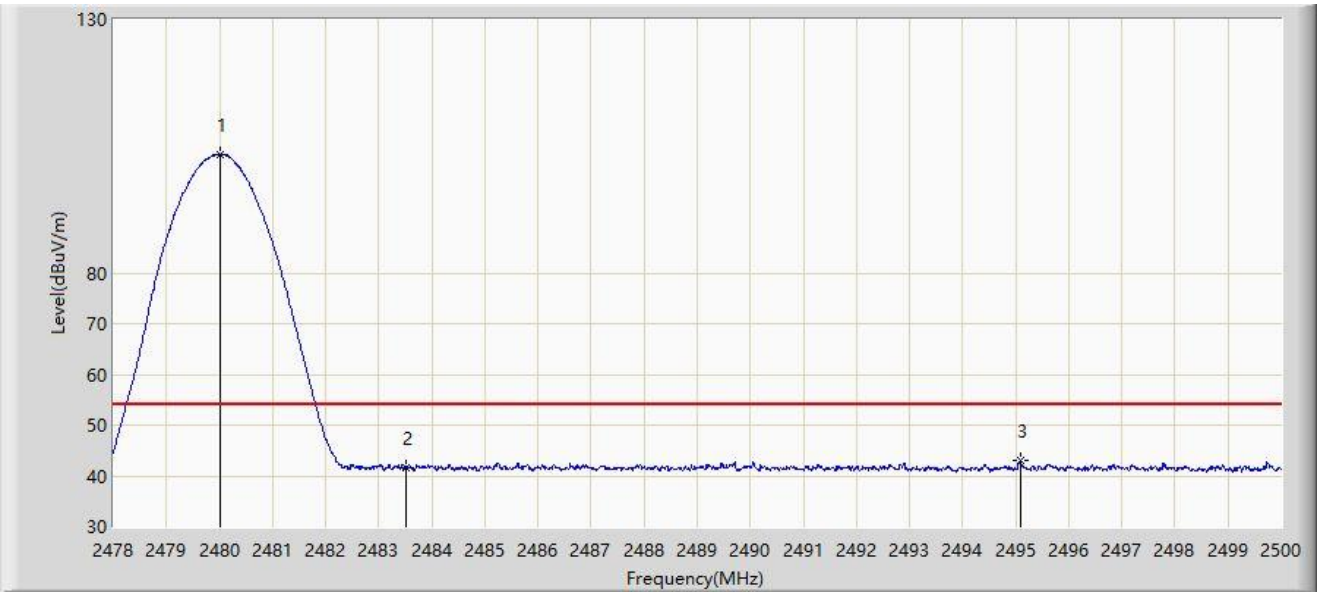

No	Mark	Frequency (MHz)	Measure Level (dBμV/m)	Reading Level (dBμV)	Margin (dB)	Limit (dBμV/m)	Factor (dB/m)	Type
1		2480.002	103.407	71.125	N/A	N/A	32.282	AV
2		2483.500	41.673	9.373	-12.327	54.000	32.300	AV
3	*	2495.083	42.992	10.632	-11.008	54.000	32.360	AV

Note 1: " * ", means this data is the worst emission level.

Note 2: Measure Level (dBμV/m) = Reading Level (dBμV) + Factor (dB/m).

Note 3: Factor (dB/m) = Cable Loss (dB) + Antenna Factor (dB/m).

Site: SIP-AC3	Time: 2024/05/24
Limit: FCC_2.4G_RE(3m)	Engineer: Barry Wu
Probe: HF907_102861_1-18GHz	Polarity: Horizontal
EUT: ACCESS POINT	Power: AC 120V/60Hz
Test Mode: Transmit by BLE 2M at 2402MHz	

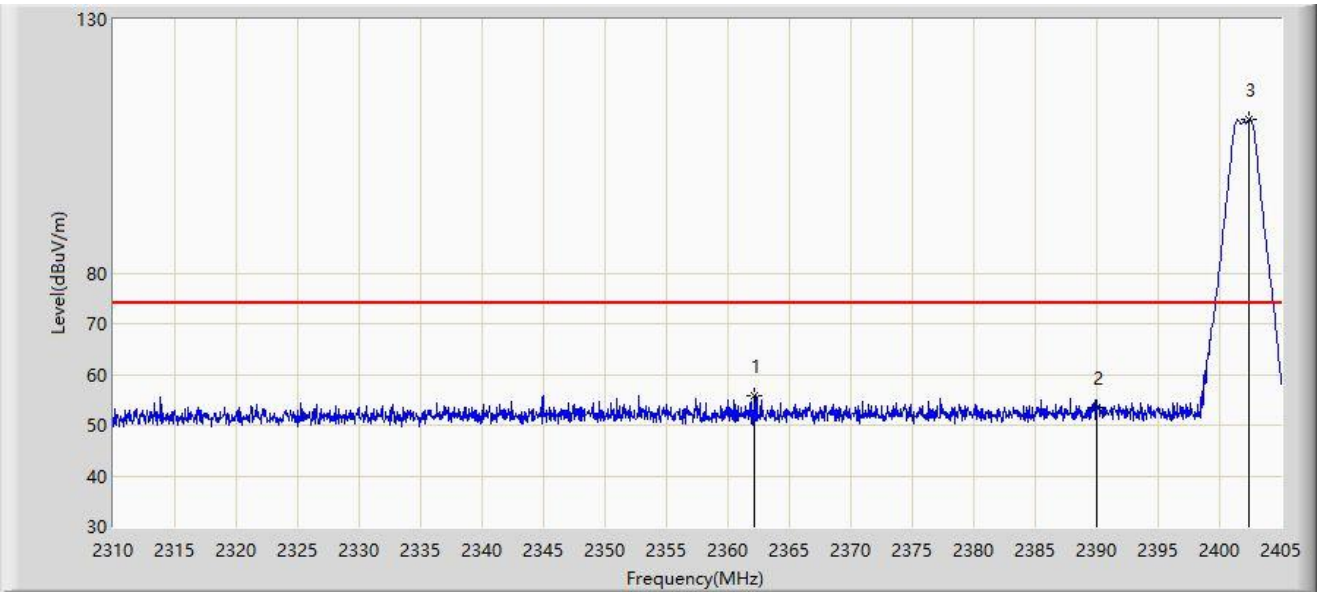

No	Mark	Frequency (MHz)	Measure Level (dBµV/m)	Reading Level (dBµV)	Margin (dB)	Limit (dBµV/m)	Factor (dB/m)	Type
1	*	2362.202	55.795	23.869	-18.205	74.000	31.927	PK
2		2390.000	53.581	21.558	-20.419	74.000	32.023	PK
3		2402.435	110.336	78.298	N/A	N/A	32.038	PK

Note 1: " * ", means this data is the worst emission level.

Note 2: Measure Level (dBµV/m) = Reading Level (dBµV) + Factor (dB/m).

Note 3: Factor (dB/m) = Cable Loss (dB) + Antenna Factor (dB/m).

Site: SIP-AC3	Time: 2024/05/24
Limit: FCC_2.4G_RE(3m)	Engineer: Barry Wu
Probe: HF907_102861_1-18GHz	Polarity: Horizontal
EUT: ACCESS POINT	Power: AC 120V/60Hz
Test Mode: Transmit by BLE 2M at 2402MHz	

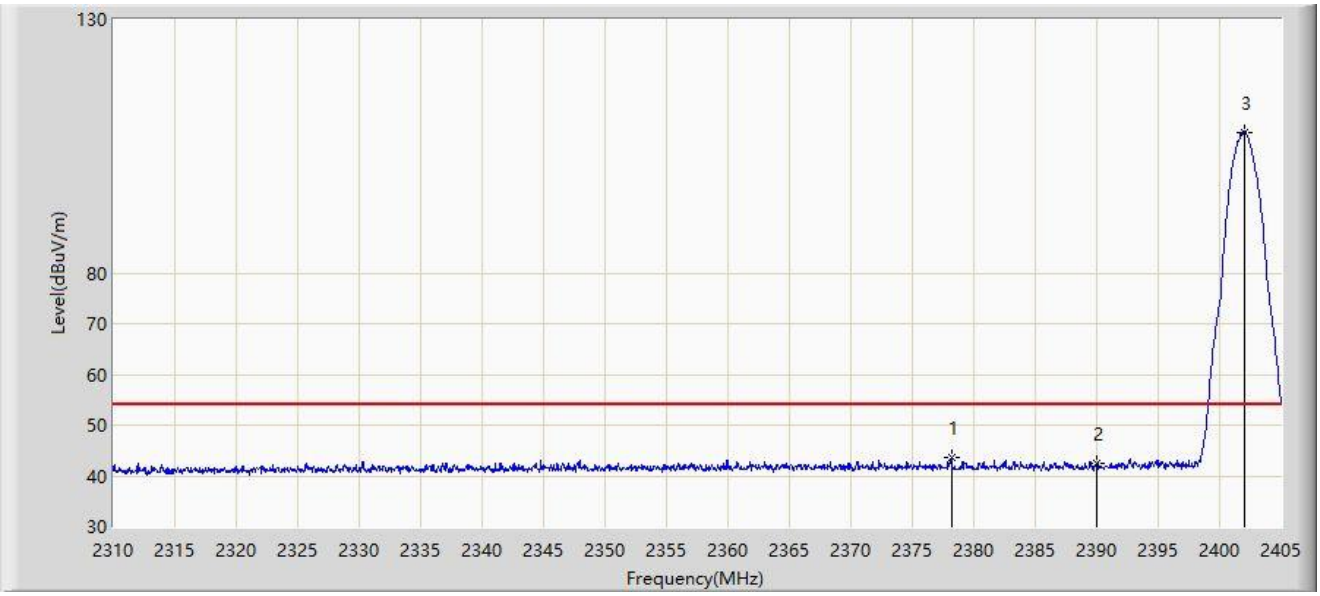

No	Mark	Frequency (MHz)	Measure Level (dBµV/m)	Reading Level (dBµV)	Margin (dB)	Limit (dBµV/m)	Factor (dB/m)	Type
1	*	2378.210	43.648	11.649	-10.352	54.000	32.000	AV
2		2390.000	42.507	10.484	-11.493	54.000	32.023	AV
3		2402.008	107.813	75.775	N/A	N/A	32.037	AV

Note 1: " * ", means this data is the worst emission level.

Note 2: Measure Level (dBµV/m) = Reading Level (dBµV) + Factor (dB/m).

Note 3: Factor (dB/m) = Cable Loss (dB) + Antenna Factor (dB/m).

Site: SIP-AC3	Time: 2024/05/24
Limit: FCC_2.4G_RE(3m)	Engineer: Barry Wu
Probe: HF907_102861_1-18GHz	Polarity: Vertical
EUT: ACCESS POINT	Power: AC 120V/60Hz
Test Mode: Transmit by BLE 2M at 2402MHz	

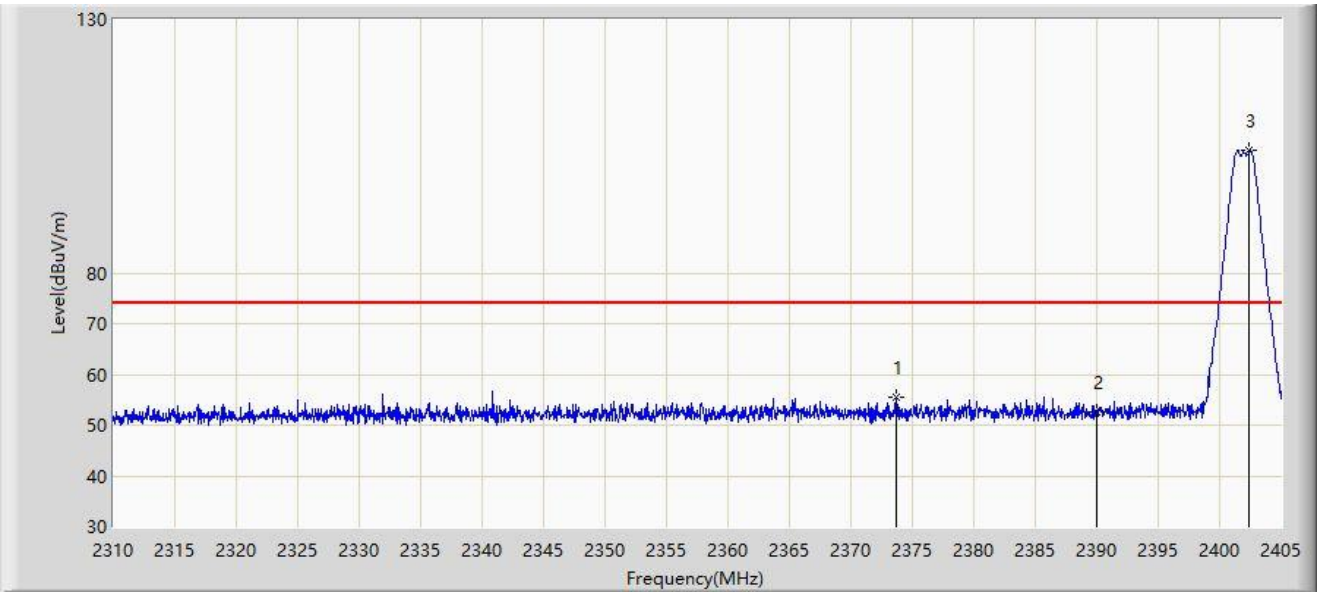

No	Mark	Frequency (MHz)	Measure Level (dBμV/m)	Reading Level (dBμV)	Margin (dB)	Limit (dBμV/m)	Factor (dB/m)	Type
1	*	2373.650	55.450	23.469	-18.550	74.000	31.981	PK
2		2390.000	52.543	20.520	-21.457	74.000	32.023	PK
3		2402.435	104.089	72.051	N/A	N/A	32.038	PK

Note 1: " * ", means this data is the worst emission level.

Note 2: Measure Level (dBμV/m) = Reading Level (dBμV) + Factor (dB/m).

Note 3: Factor (dB/m) = Cable Loss (dB) + Antenna Factor (dB/m).

Site: SIP-AC3	Time: 2024/05/24
Limit: FCC_2.4G_RE(3m)	Engineer: Barry Wu
Probe: HF907_102861_1-18GHz	Polarity: Vertical
EUT: ACCESS POINT	Power: AC 120V/60Hz
Test Mode: Transmit by BLE 2M at 2402MHz	

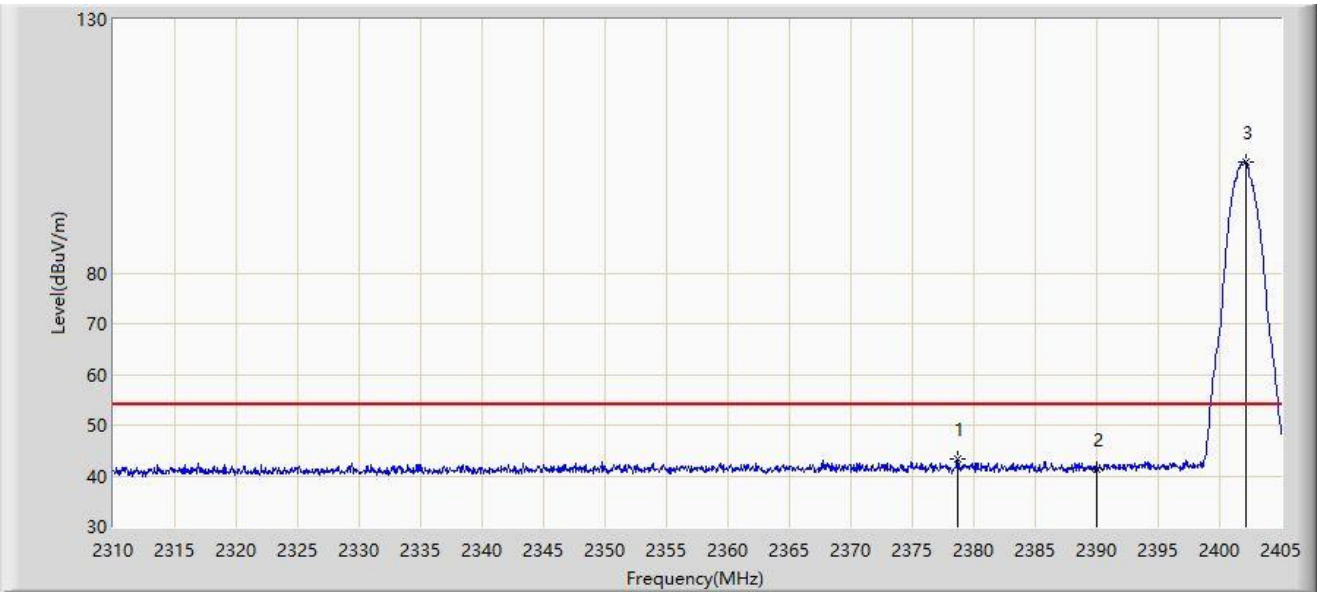

No	Mark	Frequency (MHz)	Measure Level (dBμV/m)	Reading Level (dBμV)	Margin (dB)	Limit (dBμV/m)	Factor (dB/m)	Type
1	*	2378.637	43.260	11.260	-10.740	54.000	32.000	AV
2		2390.000	41.345	9.322	-12.655	54.000	32.023	AV
3		2402.103	101.938	69.900	N/A	N/A	32.038	AV

Note 1: " * ", means this data is the worst emission level.

Note 2: Measure Level (dBμV/m) = Reading Level (dBμV) + Factor (dB/m).

Note 3: Factor (dB/m) = Cable Loss (dB) + Antenna Factor (dB/m).

Site: SIP-AC3	Time: 2024/05/24
Limit: FCC_2.4G_RE(3m)	Engineer: Barry Wu
Probe: HF907_102861_1-18GHz	Polarity: Horizontal
EUT: ACCESS POINT	Power: AC 120V/60Hz
Test Mode: Transmit by BLE 2M at 2480MHz	

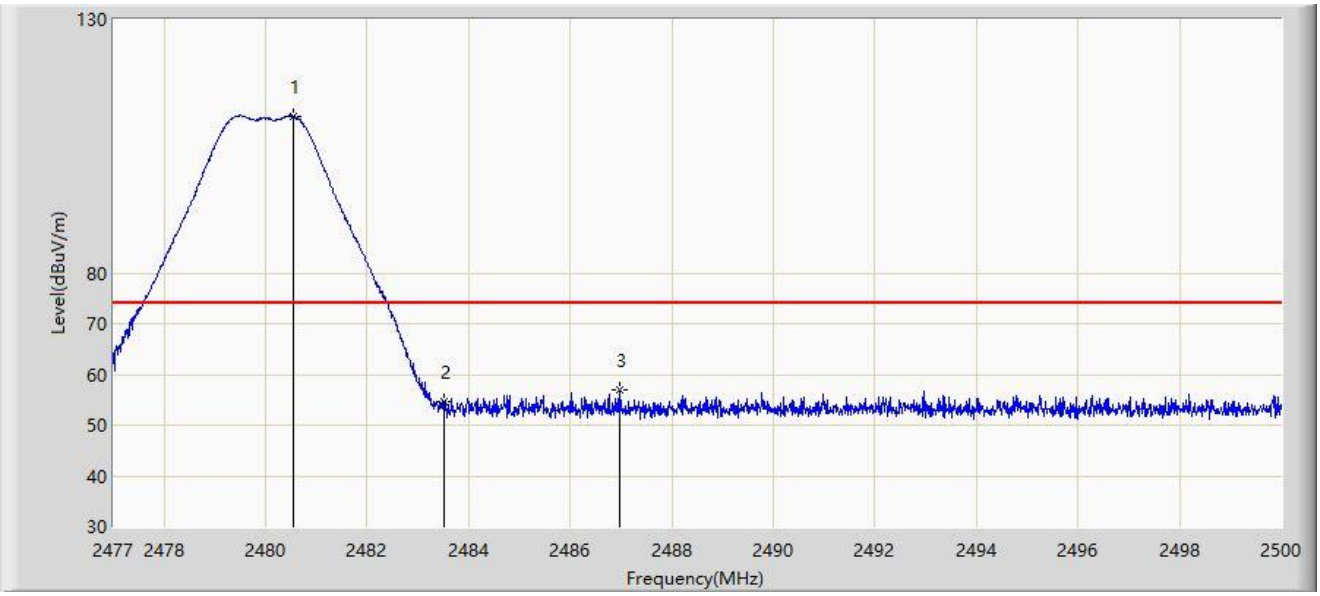

No	Mark	Frequency (MHz)	Measure Level (dBµV/m)	Reading Level (dBµV)	Margin (dB)	Limit (dBµV/m)	Factor (dB/m)	Type
1		2480.531	110.982	78.697	N/A	N/A	32.285	PK
2		2483.500	54.771	22.471	-19.229	74.000	32.300	PK
3	*	2486.959	57.022	24.704	-16.978	74.000	32.318	PK

Note 1: " * ", means this data is the worst emission level.

Note 2: Measure Level (dBµV/m) = Reading Level (dBµV) + Factor (dB/m).

Note 3: Factor (dB/m) = Cable Loss (dB) + Antenna Factor (dB/m).

Site: SIP-AC3	Time: 2024/05/24
Limit: FCC_2.4G_RE(3m)	Engineer: Barry Wu
Probe: HF907_102861_1-18GHz	Polarity: Horizontal
EUT: ACCESS POINT	Power: AC 120V/60Hz
Test Mode: Transmit by BLE 2M at 2480MHz	

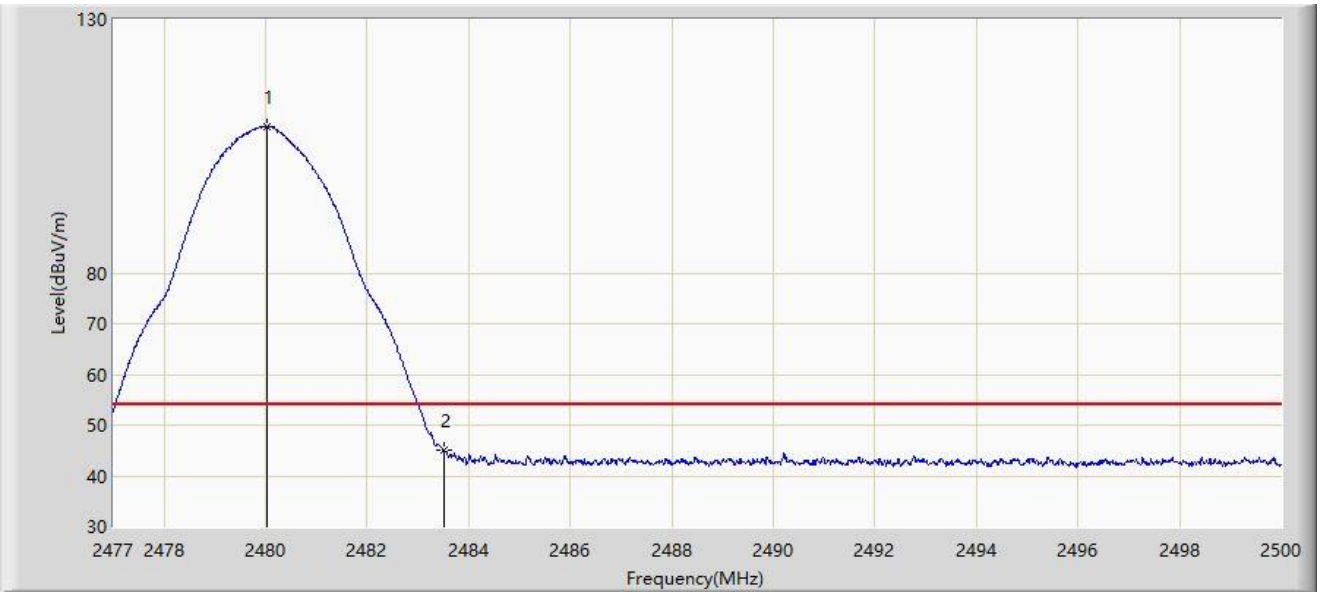

No	Mark	Frequency (MHz)	Measure Level (dBμV/m)	Reading Level (dBμV)	Margin (dB)	Limit (dBμV/m)	Factor (dB/m)	Type
1		2480.024	108.798	76.516	N/A	N/A	32.282	AV
2	*	2483.500	45.106	12.806	-8.894	54.000	32.300	AV

Note 1: " * ", means this data is the worst emission level.

Note 2: Measure Level (dBμV/m) = Reading Level (dBμV) + Factor (dB/m).

Note 3: Factor (dB/m) = Cable Loss (dB) + Antenna Factor (dB/m).

Site: SIP-AC3	Time: 2024/05/24
Limit: FCC_2.4G_RE(3m)	Engineer: Barry Wu
Probe: HF907_102861_1-18GHz	Polarity: Vertical
EUT: ACCESS POINT	Power: AC 120V/60Hz
Test Mode: Transmit by BLE 2M at 2480MHz	

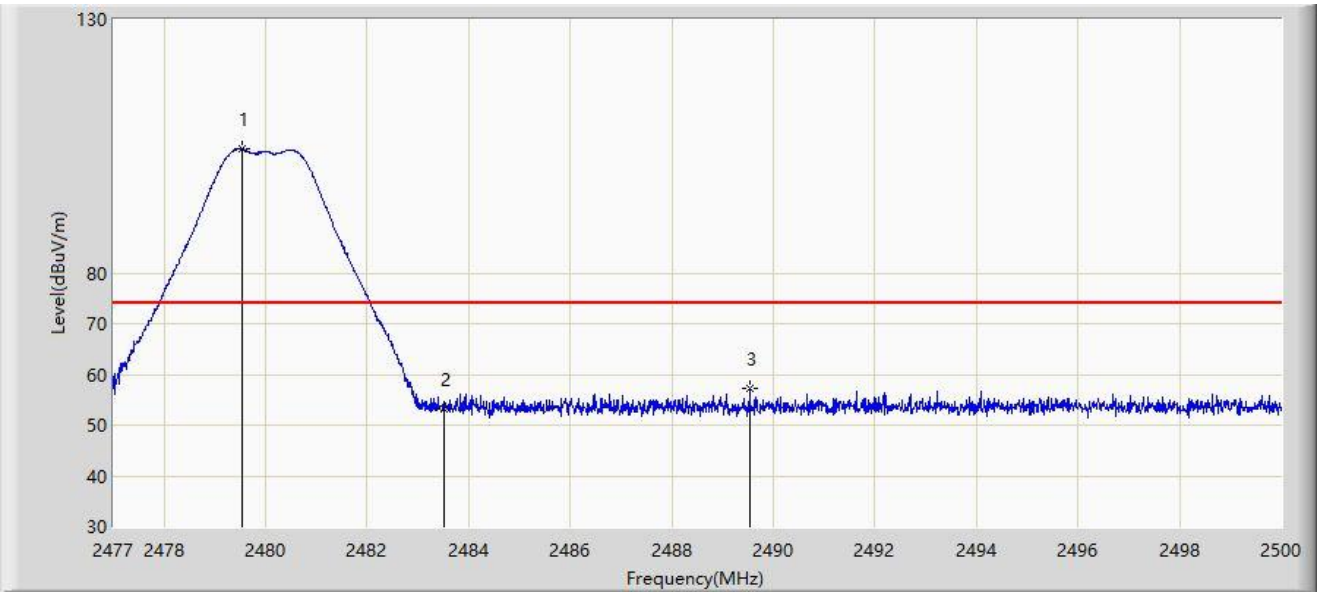

No	Mark	Frequency (MHz)	Measure Level (dBμV/m)	Reading Level (dBμV)	Margin (dB)	Limit (dBμV/m)	Factor (dB/m)	Type
1		2479.530	104.405	72.125	N/A	N/A	32.280	PK
2		2483.500	53.187	20.887	-20.813	74.000	32.300	PK
3	*	2489.535	57.180	24.848	-16.820	74.000	32.332	PK

Note 1: " * ", means this data is the worst emission level.

Note 2: Measure Level (dBμV/m) = Reading Level (dBμV) + Factor (dB/m).

Note 3: Factor (dB/m) = Cable Loss (dB) + Antenna Factor (dB/m).

Site: SIP-AC3	Time: 2024/05/24
Limit: FCC_2.4G_RE(3m)	Engineer: Barry Wu
Probe: HF907_102861_1-18GHz	Polarity: Vertical
EUT: ACCESS POINT	Power: AC 120V/60Hz
Test Mode: Transmit by BLE 2M at 2480MHz	

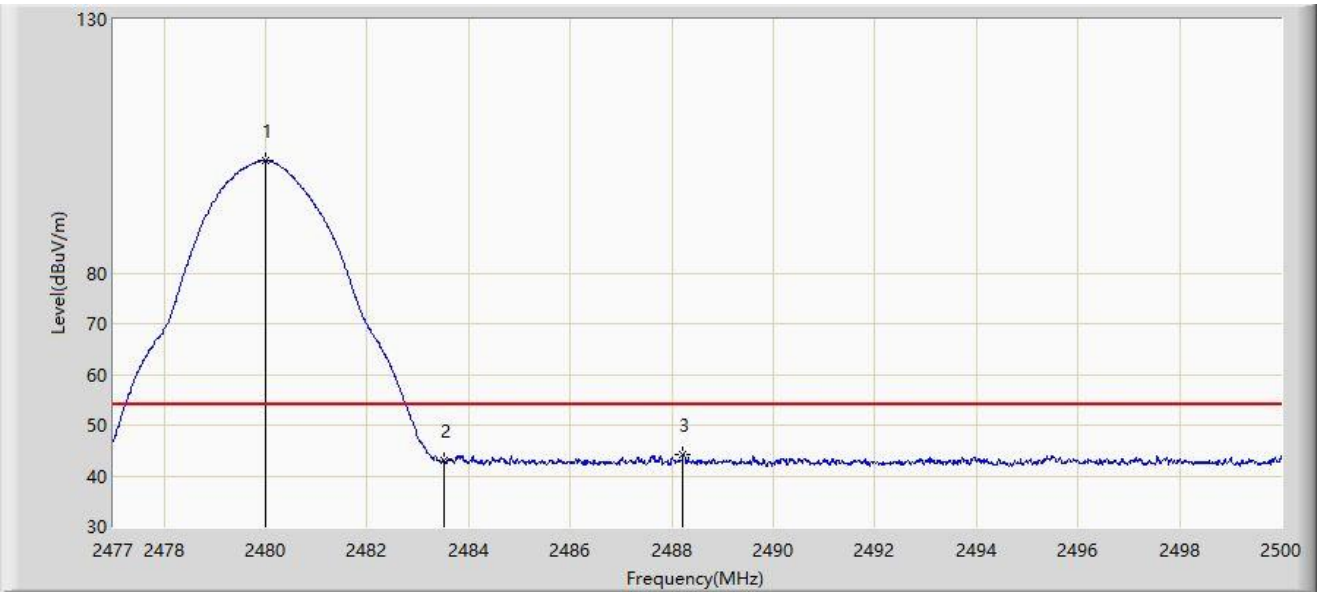

No	Mark	Frequency (MHz)	Measure Level (dBμV/m)	Reading Level (dBμV)	Margin (dB)	Limit (dBμV/m)	Factor (dB/m)	Type
1		2479.990	102.224	69.942	N/A	N/A	32.282	AV
2		2483.500	43.138	10.838	-10.862	54.000	32.300	AV
3	*	2488.224	44.331	12.006	-9.669	54.000	32.325	AV

Note 1: " * ", means this data is the worst emission level.

Note 2: Measure Level (dBμV/m) = Reading Level (dBμV) + Factor (dB/m).

Note 3: Factor (dB/m) = Cable Loss (dB) + Antenna Factor (dB/m).

Mode 3 – Filter 8#

Site: SIP-AC1	Time: 2024/05/27
Limit: FCC_2.4G_RE(3m)	Engineer: Barry Wu
Probe: HF907_102862_1-18GHz	Polarity: Horizontal
EUT: ACCESS POINT	Power: AC 120V/60Hz
Test Mode: Transmit by BLE 1M at 2402MHz	

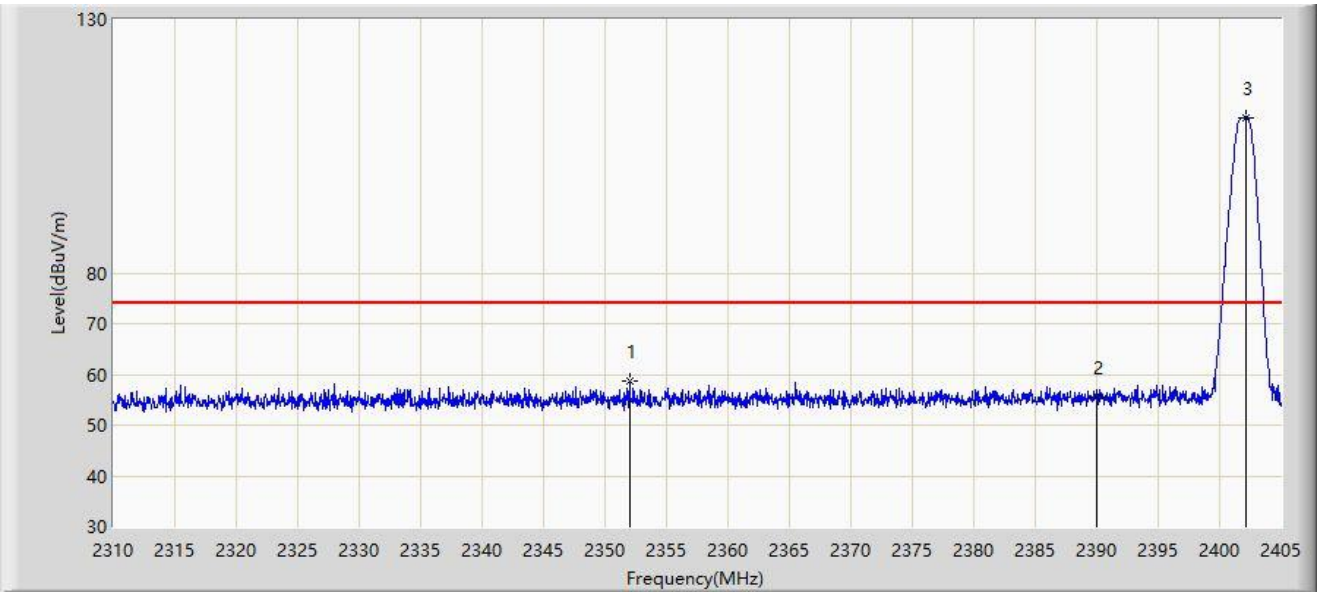

No	Mark	Frequency (MHz)	Measure Level (dBμV/m)	Reading Level (dBμV)	Margin (dB)	Limit (dBμV/m)	Factor (dB/m)	Type
1	*	2351.990	58.611	26.196	-15.389	74.000	32.414	PK
2		2390.000	55.508	22.776	-18.492	74.000	32.732	PK
3		2402.150	110.676	77.966	N/A	N/A	32.709	PK

Note 1: " * ", means this data is the worst emission level.

Note 2: Measure Level (dBμV/m) = Reading Level (dBμV) + Factor (dB/m).

Note 3: Factor (dB/m) = Cable Loss (dB) + Antenna Factor (dB/m).

Site: SIP-AC1	Time: 2024/05/27
Limit: FCC_2.4G_RE(3m)	Engineer: Barry Wu
Probe: HF907_102862_1-18GHz	Polarity: Horizontal
EUT: ACCESS POINT	Power: AC 120V/60Hz
Test Mode: Transmit by BLE 1M at 2402MHz	

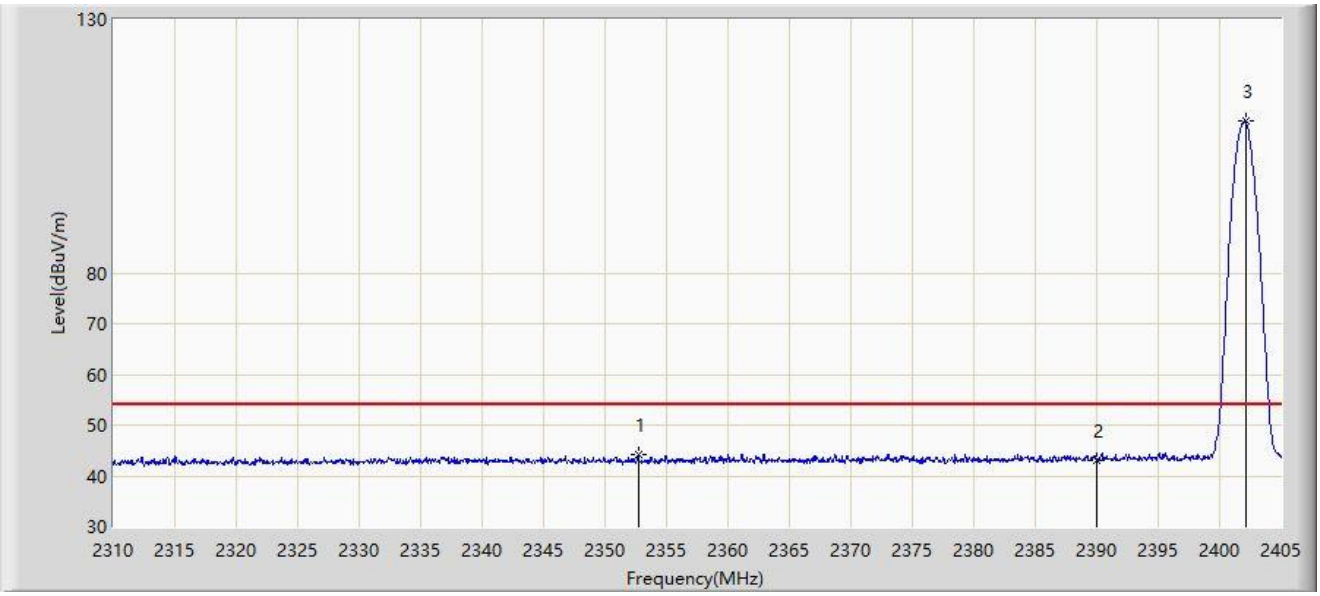

No	Mark	Frequency (MHz)	Measure Level (dBµV/m)	Reading Level (dBµV)	Margin (dB)	Limit (dBµV/m)	Factor (dB/m)	Type
1	*	2352.702	44.139	11.716	-9.861	54.000	32.423	AV
2		2390.000	43.145	10.413	-10.855	54.000	32.732	AV
3		2402.103	109.973	77.263	N/A	N/A	32.710	AV

Note 1: " * ", means this data is the worst emission level.

Note 2: Measure Level (dBµV/m) = Reading Level (dBµV) + Factor (dB/m).

Note 3: Factor (dB/m) = Cable Loss (dB) + Antenna Factor (dB/m).

Site: SIP-AC1	Time: 2024/05/27
Limit: FCC_2.4G_RE(3m)	Engineer: Barry Wu
Probe: HF907_102862_1-18GHz	Polarity: Vertical
EUT: ACCESS POINT	Power: AC 120V/60Hz
Test Mode: Transmit by BLE 1M at 2402MHz	

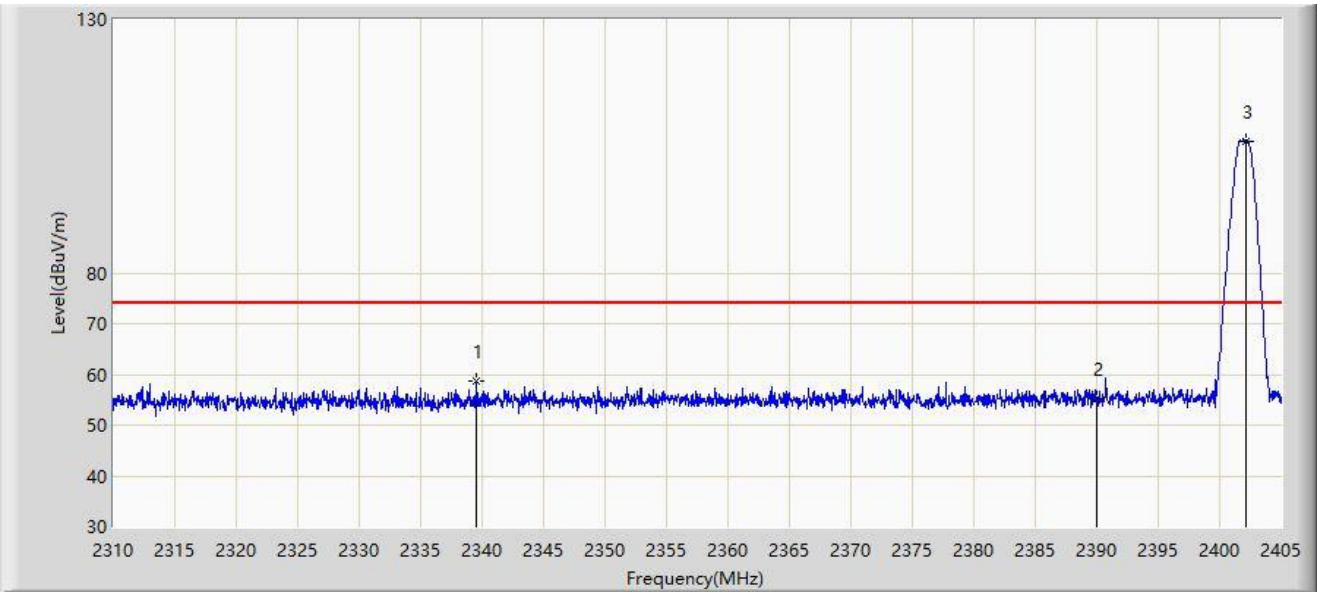

No	Mark	Frequency (MHz)	Measure Level (dBμV/m)	Reading Level (dBμV)	Margin (dB)	Limit (dBμV/m)	Factor (dB/m)	Type
1	*	2339.545	58.794	26.513	-15.206	74.000	32.280	PK
2		2390.000	55.096	22.364	-18.904	74.000	32.732	PK
3		2402.150	106.005	73.295	N/A	N/A	32.709	PK

Note 1: " * ", means this data is the worst emission level.

Note 2: Measure Level (dBμV/m) = Reading Level (dBμV) + Factor (dB/m).

Note 3: Factor (dB/m) = Cable Loss (dB) + Antenna Factor (dB/m).

Site: SIP-AC1	Time: 2024/05/27
Limit: FCC_2.4G_RE(3m)	Engineer: Barry Wu
Probe: HF907_102862_1-18GHz	Polarity: Vertical
EUT: ACCESS POINT	Power: AC 120V/60Hz
Test Mode: Transmit by BLE 1M at 2402MHz	

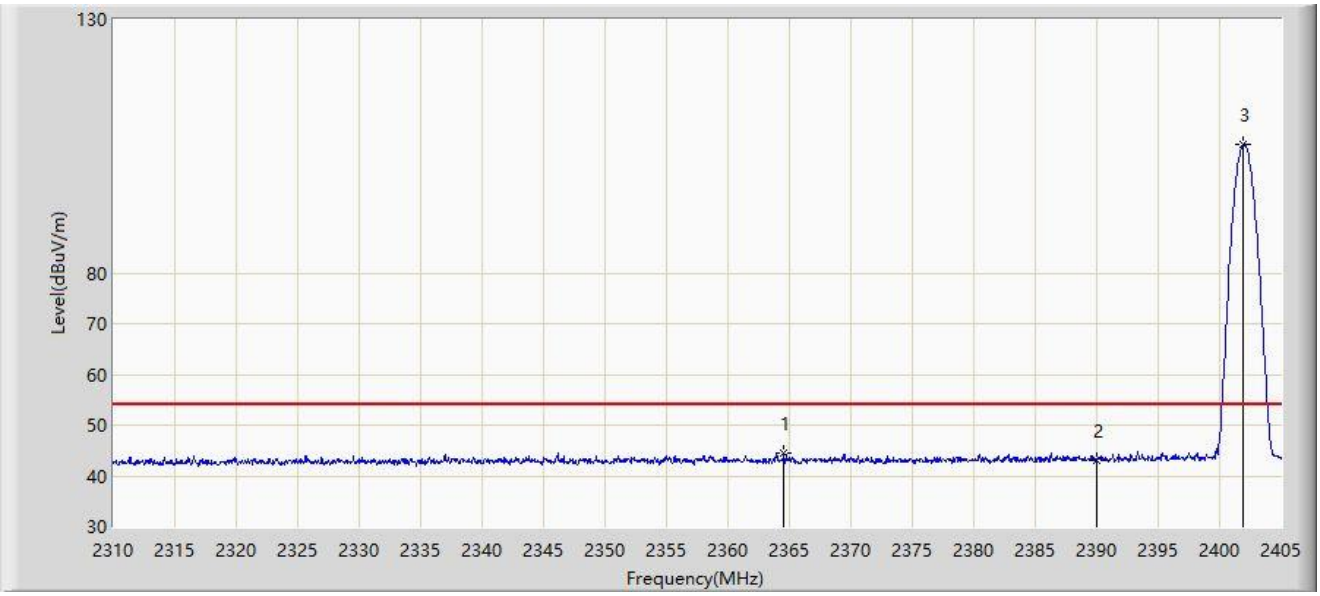

No	Mark	Frequency (MHz)	Measure Level (dBμV/m)	Reading Level (dBμV)	Margin (dB)	Limit (dBμV/m)	Factor (dB/m)	Type
1	*	2364.530	44.571	12.038	-9.429	54.000	32.532	AV
2		2390.000	43.055	10.323	-10.945	54.000	32.732	AV
3		2401.960	105.362	72.651	N/A	N/A	32.711	AV

Note 1: " * ", means this data is the worst emission level.

Note 2: Measure Level (dBμV/m) = Reading Level (dBμV) + Factor (dB/m).

Note 3: Factor (dB/m) = Cable Loss (dB) + Antenna Factor (dB/m).

Site: SIP-AC1	Time: 2024/05/27
Limit: FCC_2.4G_RE(3m)	Engineer: Barry Wu
Probe: HF907_102862_1-18GHz	Polarity: Horizontal
EUT: ACCESS POINT	Power: AC 120V/60Hz
Test Mode: Transmit by BLE 2M at 2402MHz	

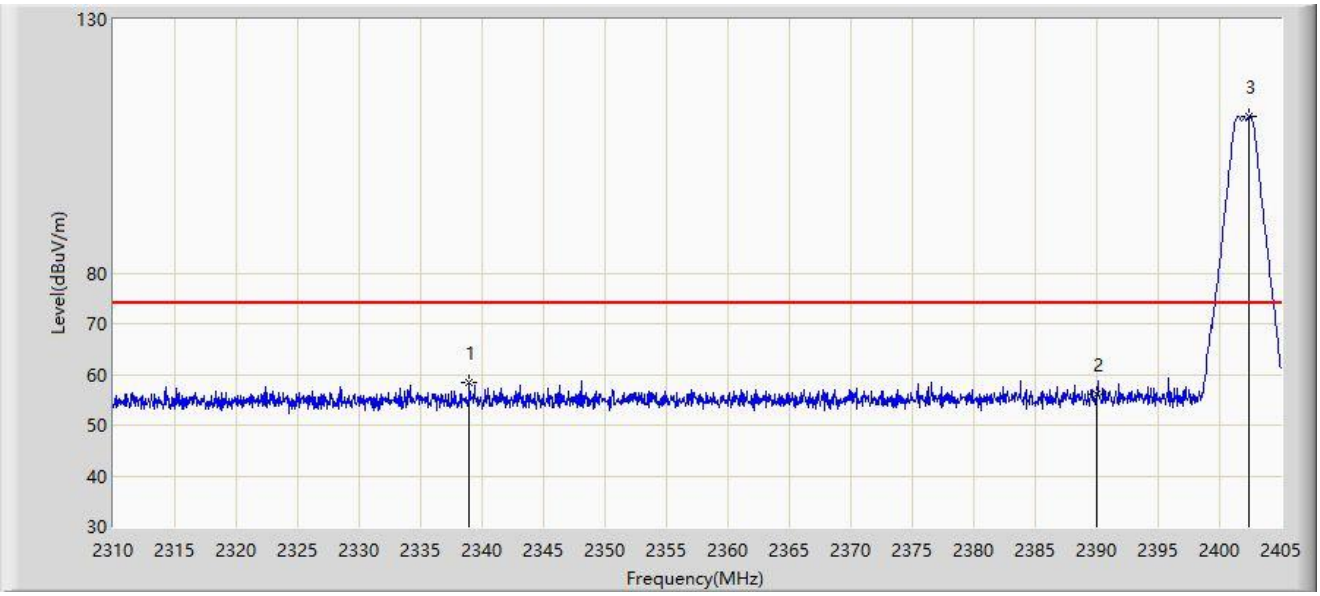

No	Mark	Frequency (MHz)	Measure Level (dBμV/m)	Reading Level (dBμV)	Margin (dB)	Limit (dBμV/m)	Factor (dB/m)	Type
1	*	2338.975	58.419	26.143	-15.581	74.000	32.276	PK
2		2390.000	55.948	23.216	-18.052	74.000	32.732	PK
3		2402.435	110.985	78.277	N/A	N/A	32.707	PK

Note 1: " * ", means this data is the worst emission level.

Note 2: Measure Level (dBμV/m) = Reading Level (dBμV) + Factor (dB/m).

Note 3: Factor (dB/m) = Cable Loss (dB) + Antenna Factor (dB/m).

Site: SIP-AC1	Time: 2024/05/27
Limit: FCC_2.4G_RE(3m)	Engineer: Barry Wu
Probe: HF907_102862_1-18GHz	Polarity: Horizontal
EUT: ACCESS POINT	Power: AC 120V/60Hz
Test Mode: Transmit by BLE 2M at 2402MHz	

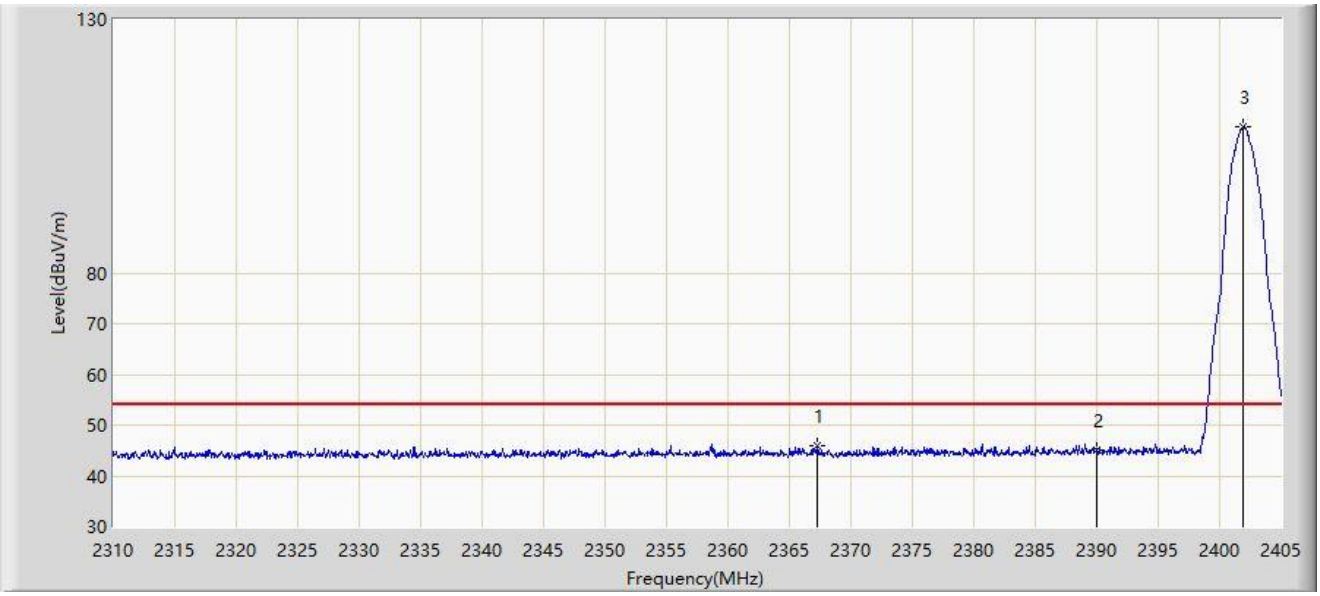

No	Mark	Frequency (MHz)	Measure Level (dBμV/m)	Reading Level (dBμV)	Margin (dB)	Limit (dBμV/m)	Factor (dB/m)	Type
1	*	2367.238	46.084	13.535	-7.916	54.000	32.549	AV
2		2390.000	45.128	12.396	-8.872	54.000	32.732	AV
3		2401.913	108.793	76.081	N/A	N/A	32.712	AV

Note 1: " * ", means this data is the worst emission level.

Note 2: Measure Level (dBμV/m) = Reading Level (dBμV) + Factor (dB/m).

Note 3: Factor (dB/m) = Cable Loss (dB) + Antenna Factor (dB/m).

Site: SIP-AC1	Time: 2024/05/27
Limit: FCC_2.4G_RE(3m)	Engineer: Barry Wu
Probe: HF907_102862_1-18GHz	Polarity: Vertical
EUT: ACCESS POINT	Power: AC 120V/60Hz
Test Mode: Transmit by BLE 2M at 2402MHz	

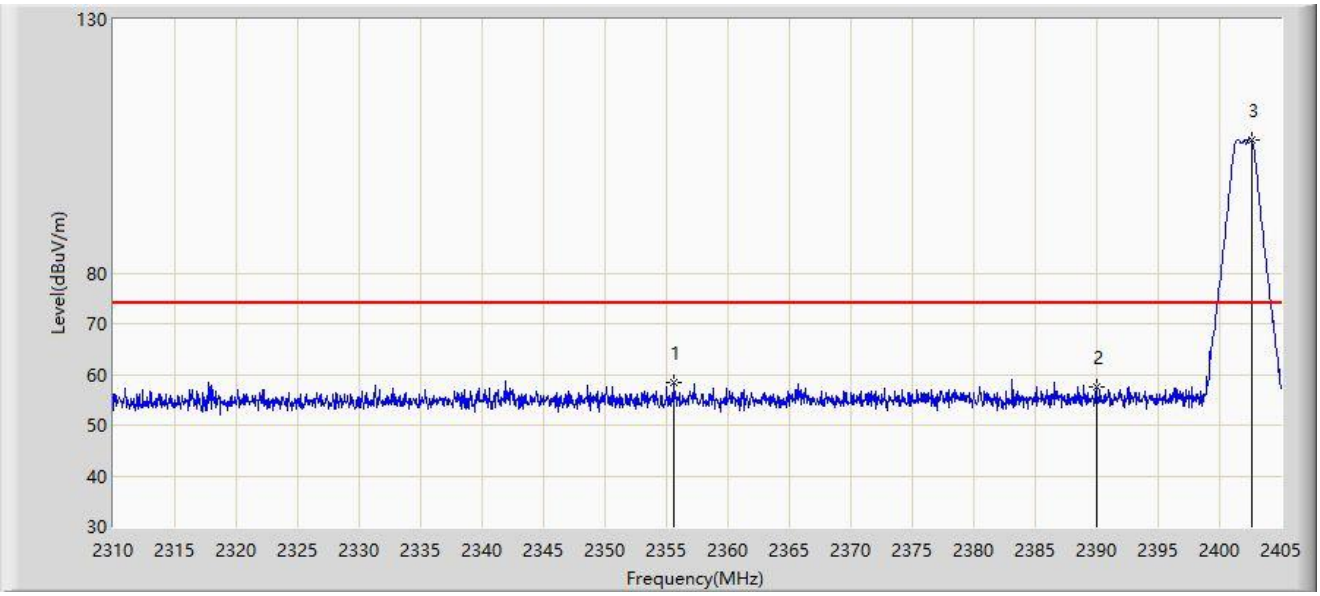

No	Mark	Frequency (MHz)	Measure Level (dBμV/m)	Reading Level (dBμV)	Margin (dB)	Limit (dBμV/m)	Factor (dB/m)	Type
1	*	2355.552	58.289	25.834	-15.711	74.000	32.455	PK
2		2390.000	57.392	24.660	-16.608	74.000	32.732	PK
3		2402.577	106.244	73.537	N/A	N/A	32.707	PK

Note 1: " * ", means this data is the worst emission level.

Note 2: Measure Level (dBμV/m) = Reading Level (dBμV) + Factor (dB/m).

Note 3: Factor (dB/m) = Cable Loss (dB) + Antenna Factor (dB/m).

Site: SIP-AC1	Time: 2024/05/27
Limit: FCC_2.4G_RE(3m)	Engineer: Barry Wu
Probe: HF907_102862_1-18GHz	Polarity: Vertical
EUT: ACCESS POINT	Power: AC 120V/60Hz
Test Mode: Transmit by BLE 2M at 2402MHz	

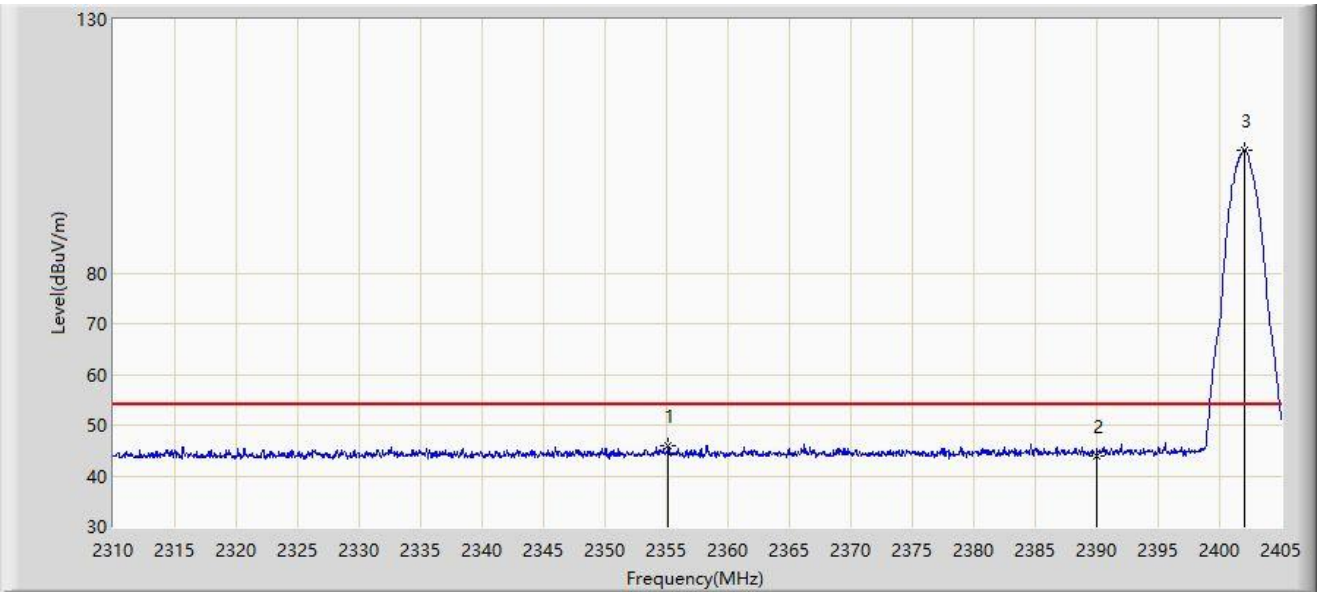

No	Mark	Frequency (MHz)	Measure Level (dBμV/m)	Reading Level (dBμV)	Margin (dB)	Limit (dBμV/m)	Factor (dB/m)	Type
1	*	2355.173	46.028	13.577	-7.972	54.000	32.451	AV
2		2390.000	44.021	11.289	-9.979	54.000	32.732	AV
3		2402.008	104.272	71.561	N/A	N/A	32.711	AV

Note 1: " * ", means this data is the worst emission level.

Note 2: Measure Level (dBμV/m) = Reading Level (dBμV) + Factor (dB/m).

Note 3: Factor (dB/m) = Cable Loss (dB) + Antenna Factor (dB/m).

Mode 3 – Filter 9#

Site: SIP-AC1	Time: 2024/05/27
Limit: FCC_2.4G_RE(3m)	Engineer: Barry Wu
Probe: HF907_102862_1-18GHz	Polarity: Horizontal
EUT: ACCESS POINT	Power: AC 120V/60Hz
Test Mode: Transmit by BLE 1M at 2480MHz	

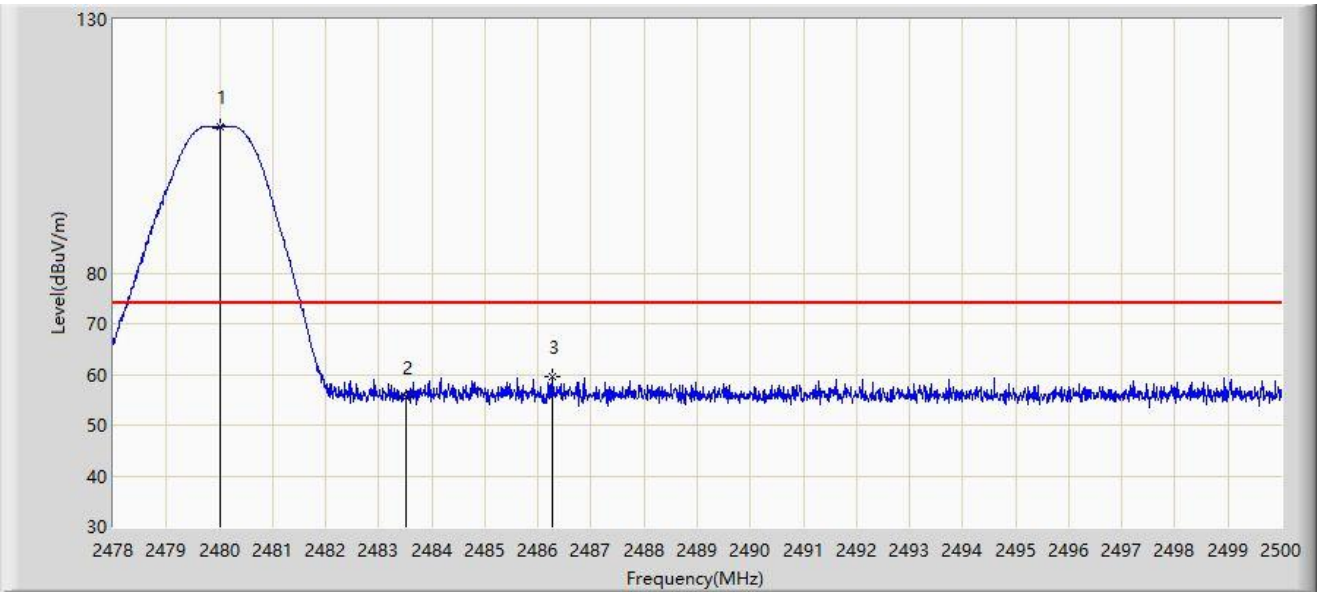

No	Mark	Frequency (MHz)	Measure Level (dBμV/m)	Reading Level (dBμV)	Margin (dB)	Limit (dBμV/m)	Factor (dB/m)	Type
1		2480.002	108.851	75.801	N/A	N/A	33.049	PK
2		2483.500	55.469	22.410	-18.531	74.000	33.060	PK
3	*	2486.283	59.625	26.558	-14.375	74.000	33.067	PK

Note 1: " * ", means this data is the worst emission level.

Note 2: Measure Level (dBμV/m) = Reading Level (dBμV) + Factor (dB/m).

Note 3: Factor (dB/m) = Cable Loss (dB) + Antenna Factor (dB/m).

Site: SIP-AC1	Time: 2024/05/27
Limit: FCC_2.4G_RE(3m)	Engineer: Barry Wu
Probe: HF907_102862_1-18GHz	Polarity: Horizontal
EUT: ACCESS POINT	Power: AC 120V/60Hz
Test Mode: Transmit by BLE 1M at 2480MHz	

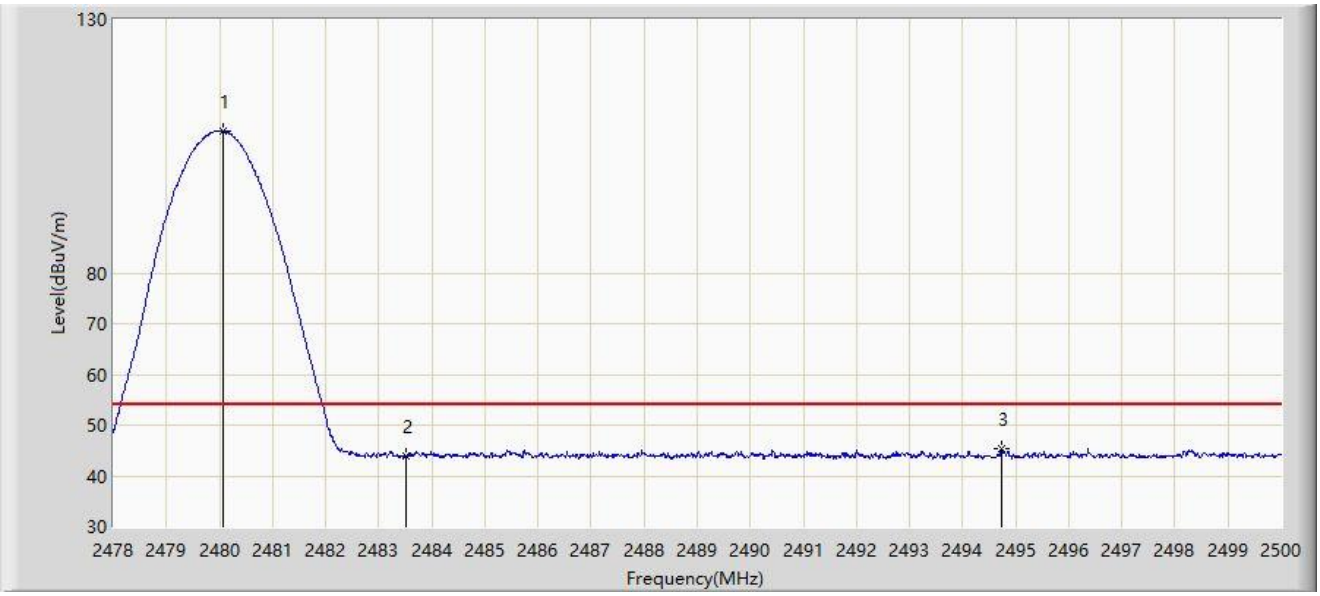

No	Mark	Frequency (MHz)	Measure Level (dBμV/m)	Reading Level (dBμV)	Margin (dB)	Limit (dBμV/m)	Factor (dB/m)	Type
1		2480.079	108.065	75.015	N/A	N/A	33.050	AV
2		2483.500	43.874	10.815	-10.126	54.000	33.060	AV
3	*	2494.731	45.381	12.291	-8.619	54.000	33.089	AV

Note 1: " * ", means this data is the worst emission level.

Note 2: Measure Level (dBμV/m) = Reading Level (dBμV) + Factor (dB/m).

Note 3: Factor (dB/m) = Cable Loss (dB) + Antenna Factor (dB/m).

Site: SIP-AC1	Time: 2024/05/27
Limit: FCC_2.4G_RE(3m)	Engineer: Barry Wu
Probe: HF907_102862_1-18GHz	Polarity: Vertical
EUT: ACCESS POINT	Power: AC 120V/60Hz
Test Mode: Transmit by BLE 1M at 2480MHz	

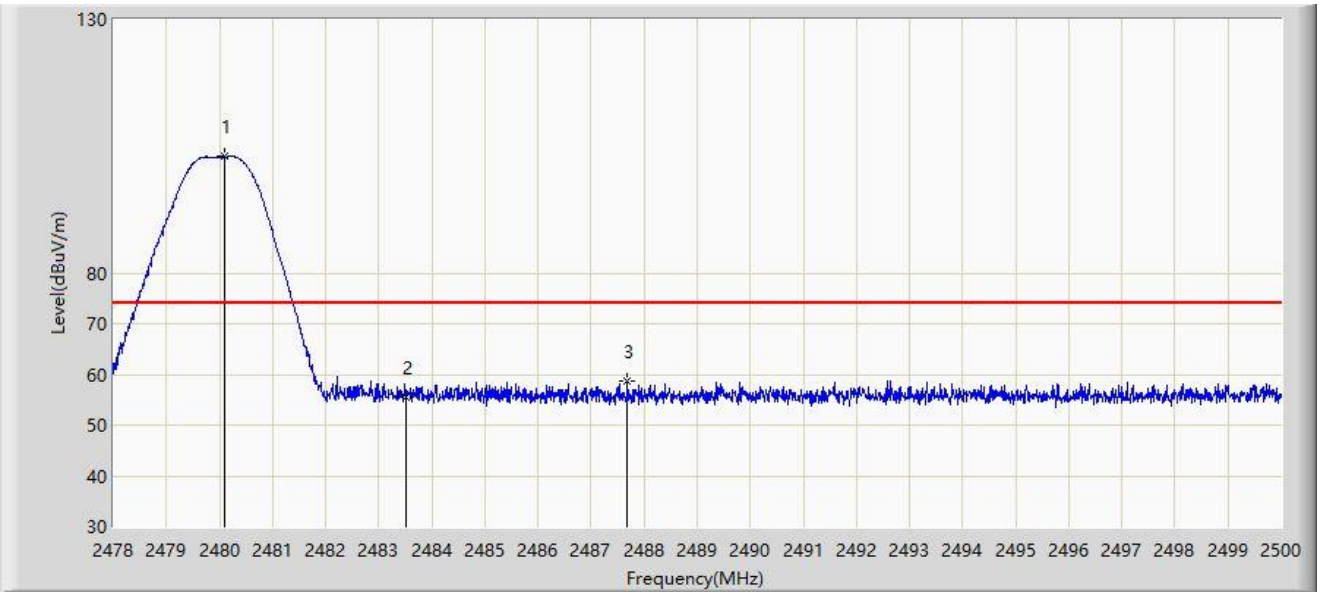

No	Mark	Frequency (MHz)	Measure Level (dBμV/m)	Reading Level (dBμV)	Margin (dB)	Limit (dBμV/m)	Factor (dB/m)	Type
1		2480.090	103.011	69.961	N/A	N/A	33.050	PK
2		2483.500	55.628	22.569	-18.372	74.000	33.060	PK
3	*	2487.680	58.818	25.747	-15.182	74.000	33.071	PK

Note 1: " * ", means this data is the worst emission level.

Note 2: Measure Level (dBμV/m) = Reading Level (dBμV) + Factor (dB/m).

Note 3: Factor (dB/m) = Cable Loss (dB) + Antenna Factor (dB/m).

Site: SIP-AC1	Time: 2024/05/27
Limit: FCC_2.4G_RE(3m)	Engineer: Barry Wu
Probe: HF907_102862_1-18GHz	Polarity: Vertical
EUT: ACCESS POINT	Power: AC 120V/60Hz
Test Mode: Transmit by BLE 1M at 2480MHz	

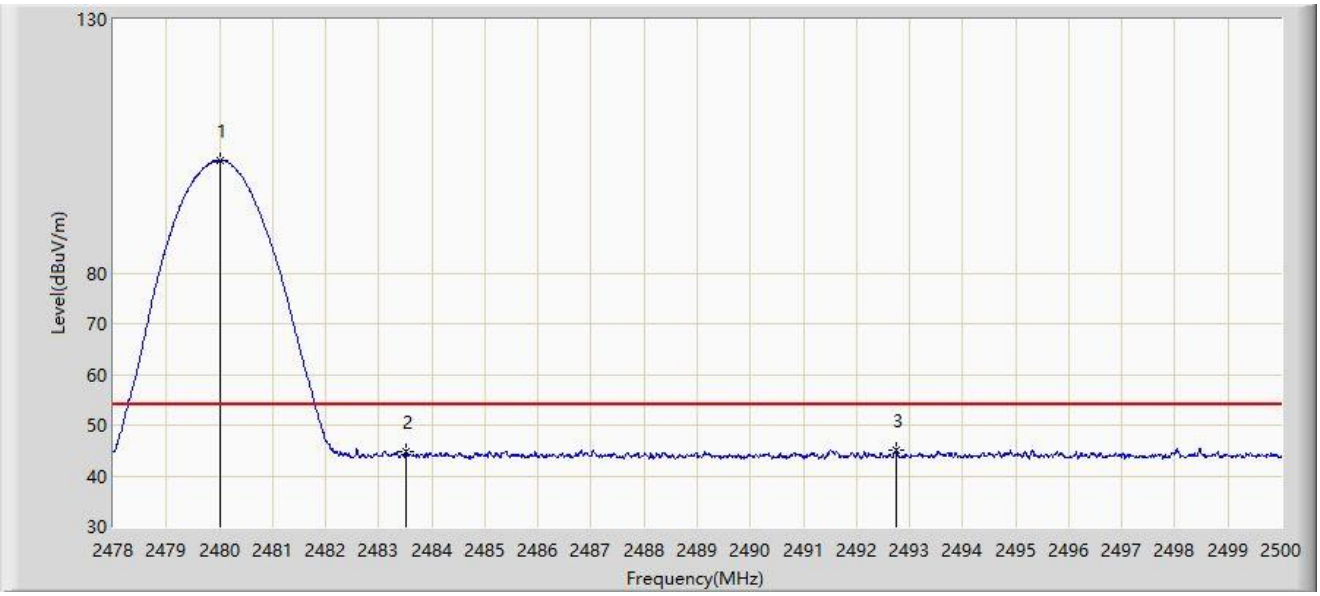

No	Mark	Frequency (MHz)	Measure Level (dBμV/m)	Reading Level (dBμV)	Margin (dB)	Limit (dBμV/m)	Factor (dB/m)	Type
1		2480.002	102.145	69.095	N/A	N/A	33.049	AV
2		2483.500	44.644	11.585	-9.356	54.000	33.060	AV
3	*	2492.740	45.115	12.031	-8.885	54.000	33.084	AV

Note 1: " * ", means this data is the worst emission level.

Note 2: Measure Level (dBμV/m) = Reading Level (dBμV) + Factor (dB/m).

Note 3: Factor (dB/m) = Cable Loss (dB) + Antenna Factor (dB/m).

Site: SIP-AC1	Time: 2024/05/27
Limit: FCC_2.4G_RE(3m)	Engineer: Barry Wu
Probe: HF907_102862_1-18GHz	Polarity: Horizontal
EUT: ACCESS POINT	Power: AC 120V/60Hz
Test Mode: Transmit by BLE 2M at 2480MHz	

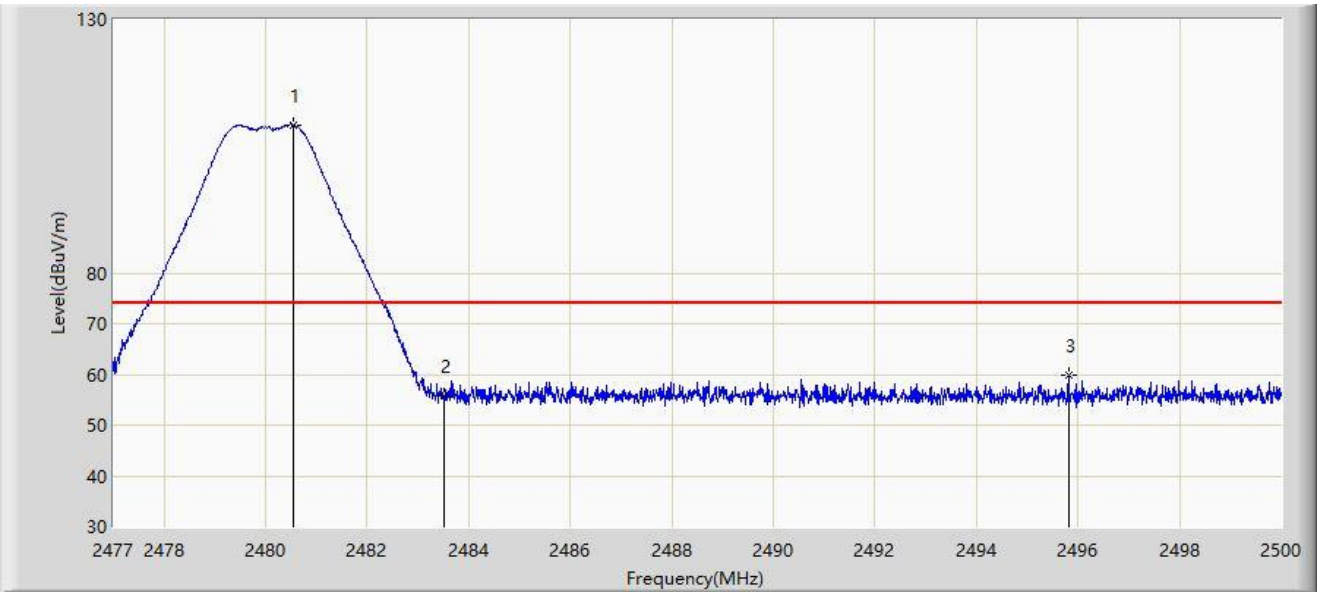

No	Mark	Frequency (MHz)	Measure Level (dBμV/m)	Reading Level (dBμV)	Margin (dB)	Limit (dBμV/m)	Factor (dB/m)	Type
1		2480.531	109.268	76.217	N/A	N/A	33.051	PK
2		2483.500	55.858	22.799	-18.142	74.000	33.060	PK
3	*	2495.814	59.882	26.789	-14.118	74.000	33.092	PK

Note 1: " * ", means this data is the worst emission level.

Note 2: Measure Level (dBμV/m) = Reading Level (dBμV) + Factor (dB/m).

Note 3: Factor (dB/m) = Cable Loss (dB) + Antenna Factor (dB/m).

Site: SIP-AC1	Time: 2024/05/27
Limit: FCC_2.4G_RE(3m)	Engineer: Barry Wu
Probe: HF907_102862_1-18GHz	Polarity: Horizontal
EUT: ACCESS POINT	Power: AC 120V/60Hz
Test Mode: Transmit by BLE 2M at 2480MHz	

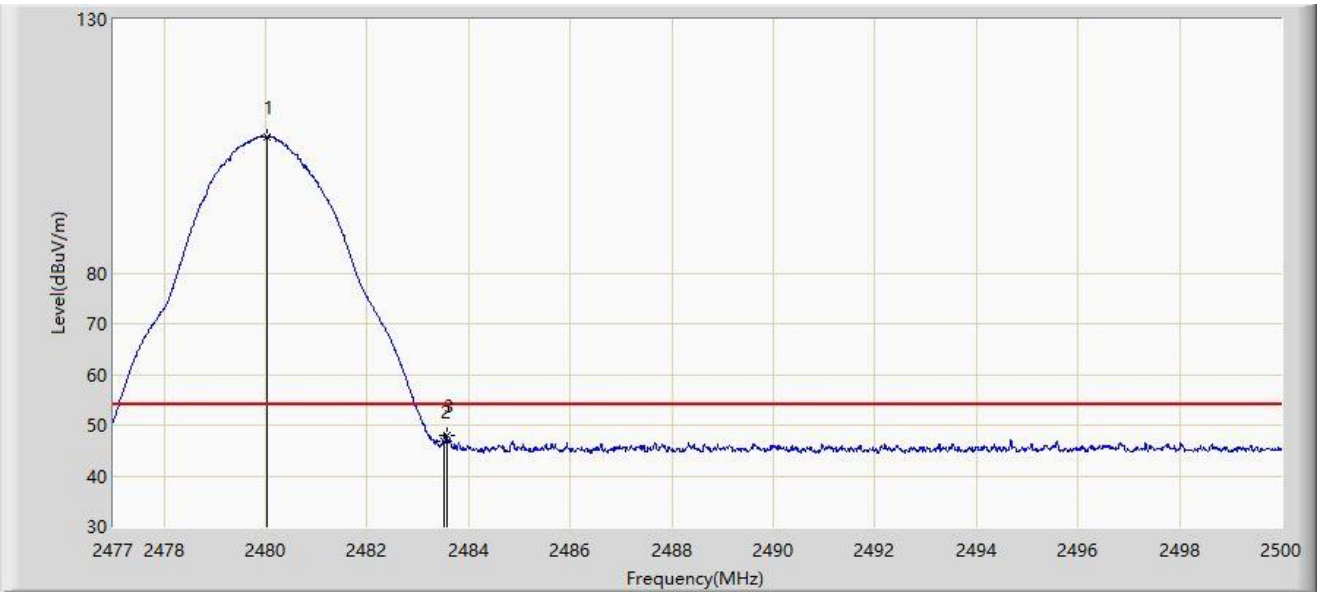

No	Mark	Frequency (MHz)	Measure Level (dBμV/m)	Reading Level (dBμV)	Margin (dB)	Limit (dBμV/m)	Factor (dB/m)	Type
1		2480.024	106.899	73.849	N/A	N/A	33.049	AV
2		2483.500	46.770	13.711	-7.230	54.000	33.060	AV
3	*	2483.566	48.065	15.006	-5.935	54.000	33.060	AV

Note 1: " * ", means this data is the worst emission level.

Note 2: Measure Level (dBμV/m) = Reading Level (dBμV) + Factor (dB/m).

Note 3: Factor (dB/m) = Cable Loss (dB) + Antenna Factor (dB/m).

Site: SIP-AC1	Time: 2024/05/27
Limit: FCC_2.4G_RE(3m)	Engineer: Barry Wu
Probe: HF907_102862_1-18GHz	Polarity: Vertical
EUT: ACCESS POINT	Power: AC 120V/60Hz
Test Mode: Transmit by BLE 2M at 2480MHz	

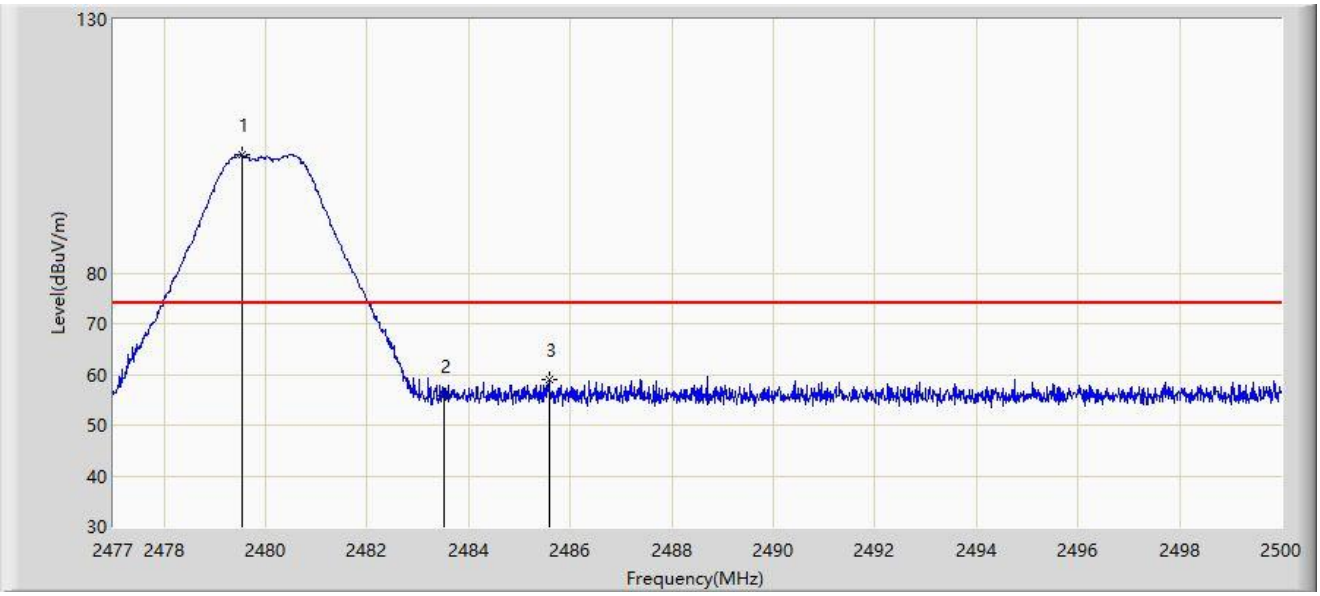

No	Mark	Frequency (MHz)	Measure Level (dBμV/m)	Reading Level (dBμV)	Margin (dB)	Limit (dBμV/m)	Factor (dB/m)	Type
1		2479.530	103.194	70.146	N/A	N/A	33.048	PK
2		2483.500	55.854	22.795	-18.146	74.000	33.060	PK
3	*	2485.579	59.072	26.007	-14.928	74.000	33.065	PK

Note 1: " * ", means this data is the worst emission level.

Note 2: Measure Level (dBμV/m) = Reading Level (dBμV) + Factor (dB/m).

Note 3: Factor (dB/m) = Cable Loss (dB) + Antenna Factor (dB/m).

Site: SIP-AC1	Time: 2024/05/27
Limit: FCC_2.4G_RE(3m)	Engineer: Barry Wu
Probe: HF907_102862_1-18GHz	Polarity: Vertical
EUT: ACCESS POINT	Power: AC 120V/60Hz
Test Mode: Transmit by BLE 2M at 2480MHz	

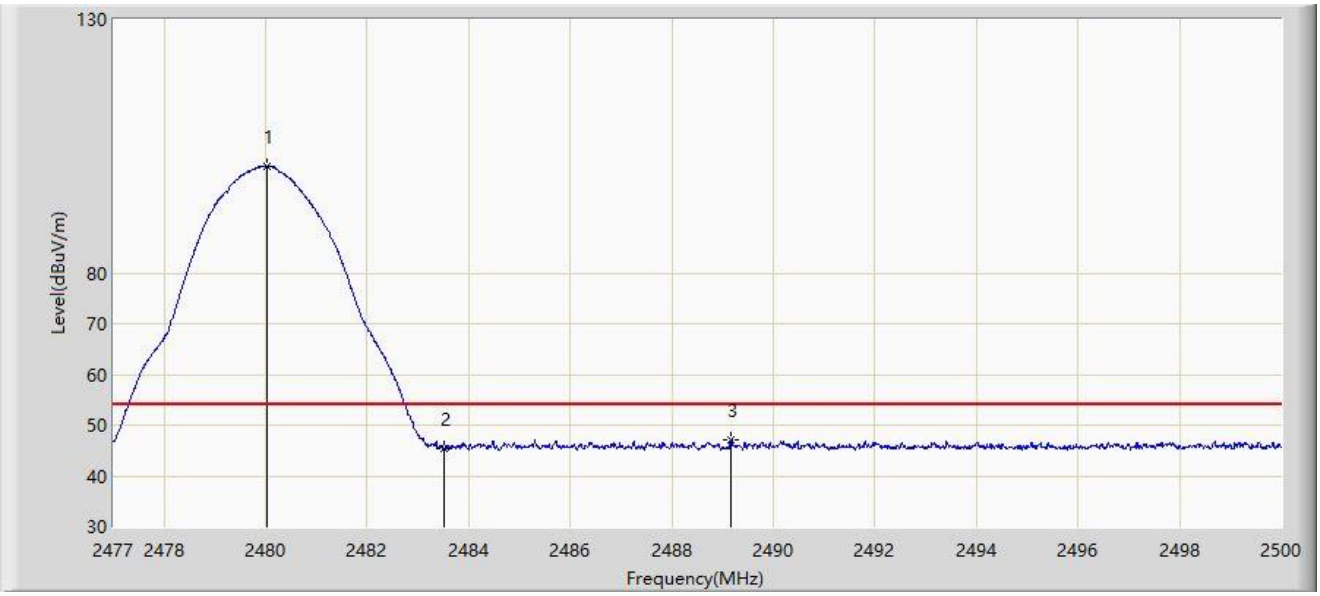

No	Mark	Frequency (MHz)	Measure Level (dBµV/m)	Reading Level (dBµV)	Margin (dB)	Limit (dBµV/m)	Factor (dB/m)	Type
1		2480.024	101.027	67.977	N/A	N/A	33.049	AV
2		2483.500	45.432	12.373	-8.568	54.000	33.060	AV
3	*	2489.156	47.217	14.142	-6.783	54.000	33.074	AV

Note 1: " * ", means this data is the worst emission level.

Note 2: Measure Level (dBµV/m) = Reading Level (dBµV) + Factor (dB/m).

Note 3: Factor (dB/m) = Cable Loss (dB) + Antenna Factor (dB/m).

Same power value of two Cores:

Core 0 Full Band + Core 1 Full Band

Site	WZ-AC2	Test Date	2024-07-19
Test Engineer	Dick Shen	Temp./Humidity	25.5°C/56.8%
Factor	BBHA 9120D_1457_1-18GHz	Polarity	Horizontal
EUT	ACCESS POINT	Test Voltage	AC 120V/60Hz
Test Mode	Transmit at Ant 2 2468MHz Ant 1 2470MHZ		

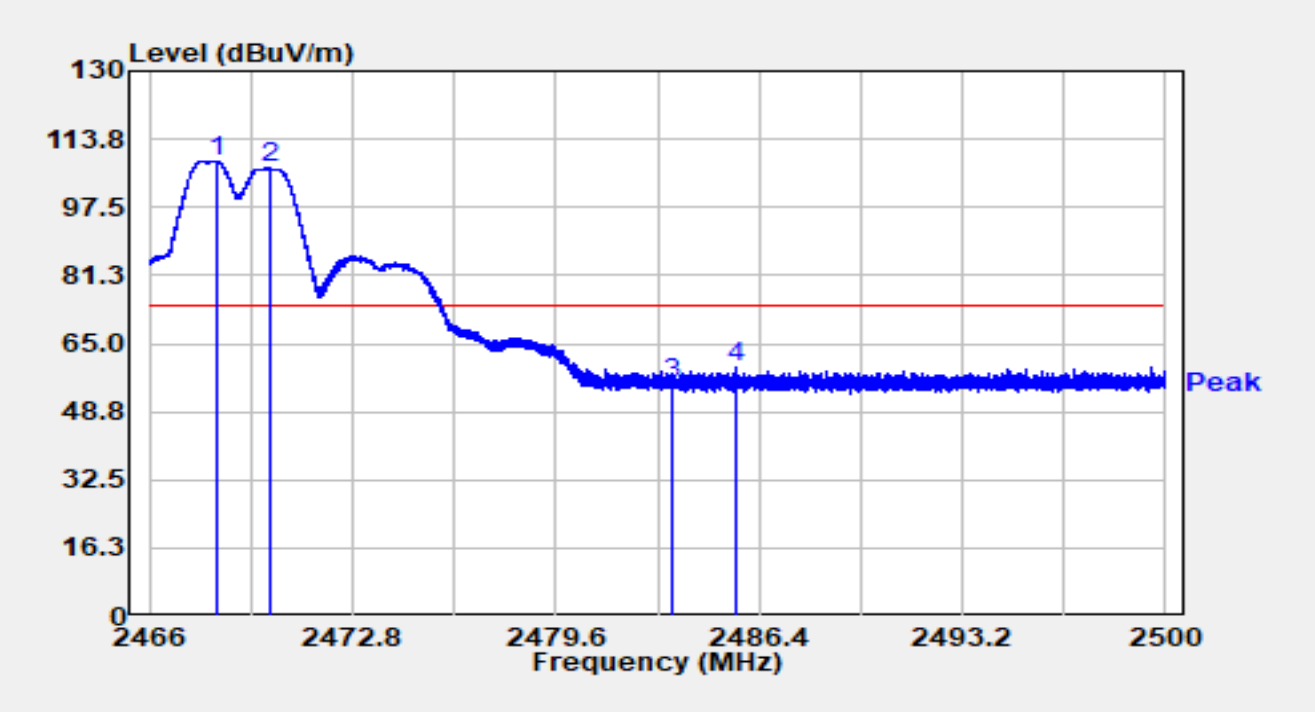

No	Mark	Frequency (MHz)	Reading (dBµV)	C.F (dB/m)	Measurement (dBµV/m)	Margin (dB)	Limit (dBµV/m)	Detector
1		2468.224	76.21	32.38	108.58	N/A	N/A	Peak
2		2470.046	74.58	32.38	106.96	N/A	N/A	Peak
3		2483.500	22.84	32.38	55.22	-18.78	74.00	Peak
4	*	2485.608	26.80	32.38	59.18	-14.82	74.00	Peak

Notes:

1. " *", means this data is the worst emission level.
2. C.F (dB/m) = Antenna Factor (dB/m)+ Cable Loss (dB).
3. Measurement(dBµV/m) = Reading(dBµV) + C.F (dB/m).

Site	WZ-AC2	Test Date	2024-07-19
Test Engineer	Dick Shen	Temp./Humidity	25.5°C/56.8%
Factor	BBHA 9120D_1457_1-18GHz	Polarity	Horizontal
EUT	ACCESS POINT	Test Voltage	AC 120V/60Hz
Test Mode	Transmit at Ant 2 2468MHz Ant 1 2470MHZ		

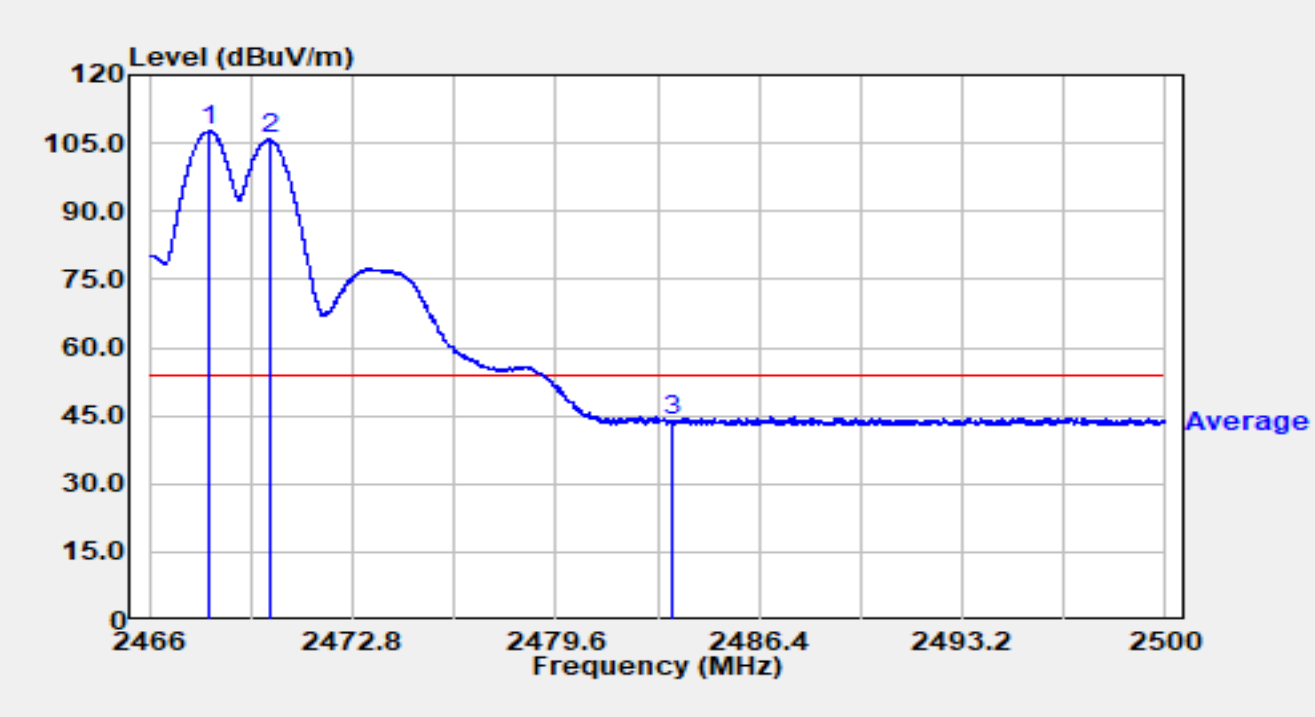

No	Mark	Frequency (MHz)	Reading (dBμV)	C.F (dB/m)	Measurement (dBμV/m)	Margin (dB)	Limit (dBμV/m)	Detector
1		2467.996	75.25	32.37	107.63	N/A	N/A	Average
2		2470.005	73.48	32.38	105.86	N/A	N/A	Average
3	*	2483.500	11.45	32.38	43.83	-10.17	54.00	Average

Notes:

1. " *", means this data is the worst emission level.
2. C.F (dB/m) = Antenna Factor (dB/m)+ Cable Loss (dB).
3. Measurement(dBμV/m) = Reading(dBμV) + C.F (dB/m).

Site	WZ-AC2	Test Date	2024-07-19
Test Engineer	Dick Shen	Temp./Humidity	25.5°C/56.8%
Factor	BBHA 9120D_1457_1-18GHz	Polarity	Vertical
EUT	ACCESS POINT	Test Voltage	AC 120V/60Hz
Test Mode	Transmit at Ant 2 2468MHz Ant 1 2470MHZ		

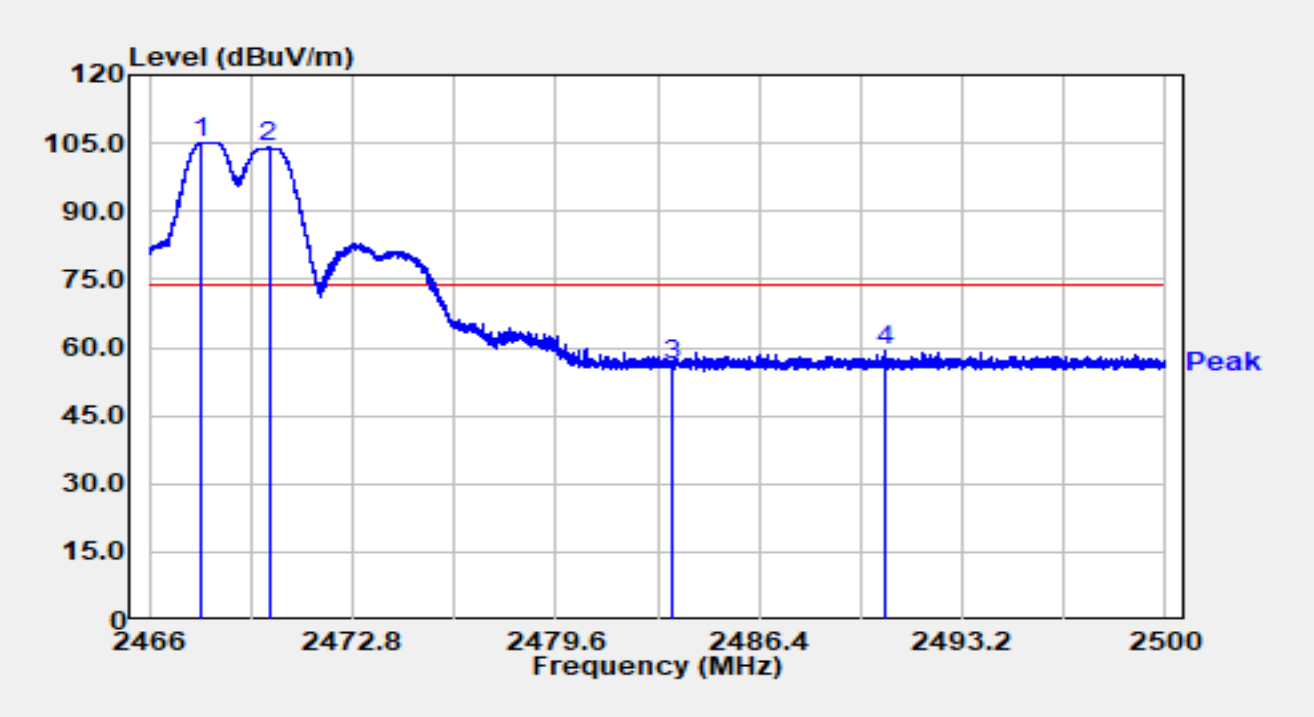

No	Mark	Frequency (MHz)	Reading (dBμV)	C.F (dB/m)	Measurement (dBμV/m)	Margin (dB)	Limit (dBμV/m)	Detector
1		2467.731	72.81	32.37	105.18	N/A	N/A	Peak
2		2469.998	71.77	32.38	104.15	N/A	N/A	Peak
3		2483.500	23.95	32.38	56.33	-17.67	74.00	Peak
4	*	2490.582	26.87	32.38	59.25	-14.75	74.00	Peak

Notes:

1. " *", means this data is the worst emission level.

2. C.F (dB/m) = Antenna Factor (dB/m)+ Cable Loss (dB).

3. Measurement(dBμV/m) = Reading(dBμV) + C.F (dB/m).

Site	WZ-AC2	Test Date	2024-07-19
Test Engineer	Dick Shen	Temp./Humidity	25.5°C/56.8%
Factor	BBHA 9120D_1457_1-18GHz	Polarity	Vertical
EUT	ACCESS POINT	Test Voltage	AC 120V/60Hz
Test Mode	Transmit at Ant 2 2468MHz Ant 1 2470MHZ		

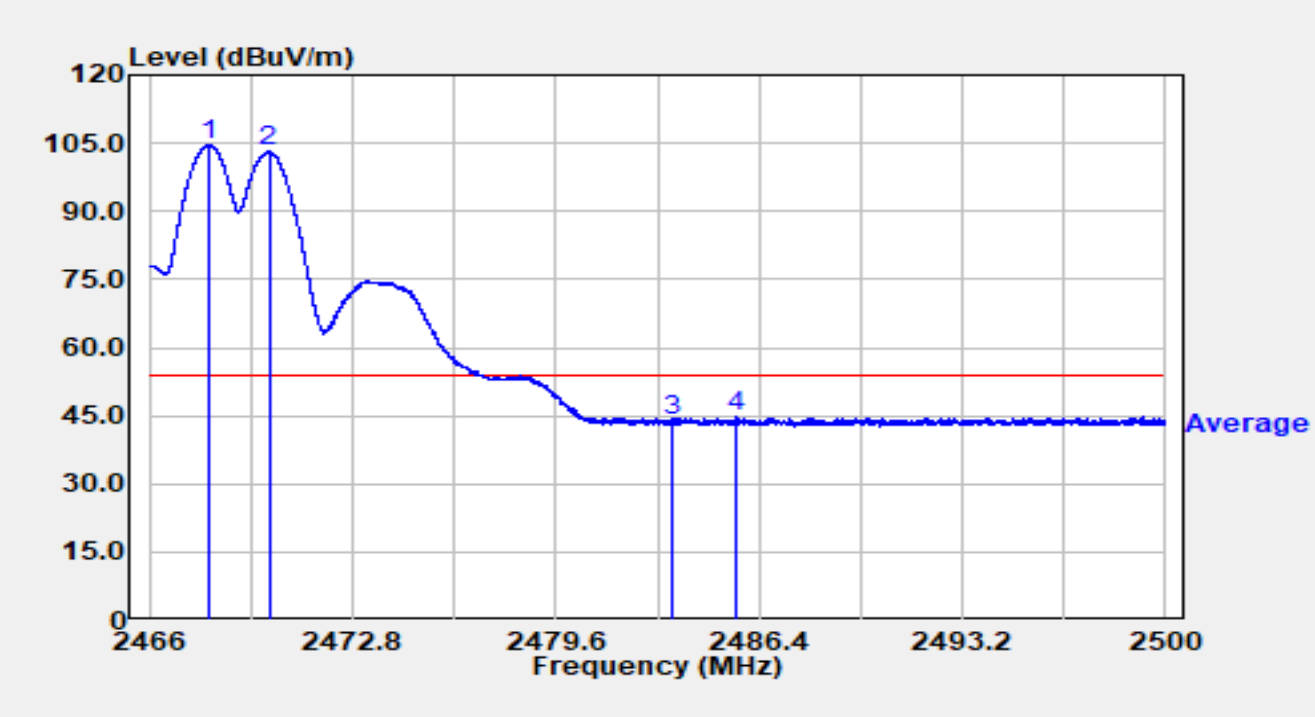

No	Mark	Frequency (MHz)	Reading (dBμV)	C.F (dB/m)	Measurement (dBμV/m)	Margin (dB)	Limit (dBμV/m)	Detector
1		2467.992	72.16	32.37	104.53	N/A	N/A	Average
2		2469.998	70.74	32.38	103.12	N/A	N/A	Average
3		2483.500	11.44	32.38	43.82	-10.18	54.00	Average
4	*	2485.649	12.39	32.38	44.77	-9.23	54.00	Average

Notes:

1. " *", means this data is the worst emission level.

2. C.F (dB/m) = Antenna Factor (dB/m)+ Cable Loss (dB).

3. Measurement(dBμV/m) = Reading(dBμV) + C.F (dB/m).

Site	WZ-AC2	Test Date	2024-07-19
Test Engineer	Dick Shen	Temp./Humidity	25.5°C/56.8%
Factor	BBHA 9120D_1457_1-18GHz	Polarity	Horizontal
EUT	ACCESS POINT	Test Voltage	AC 120V/60Hz
Test Mode	Transmit at Ant 2 2468MHz Ant 1 2472MHZ		

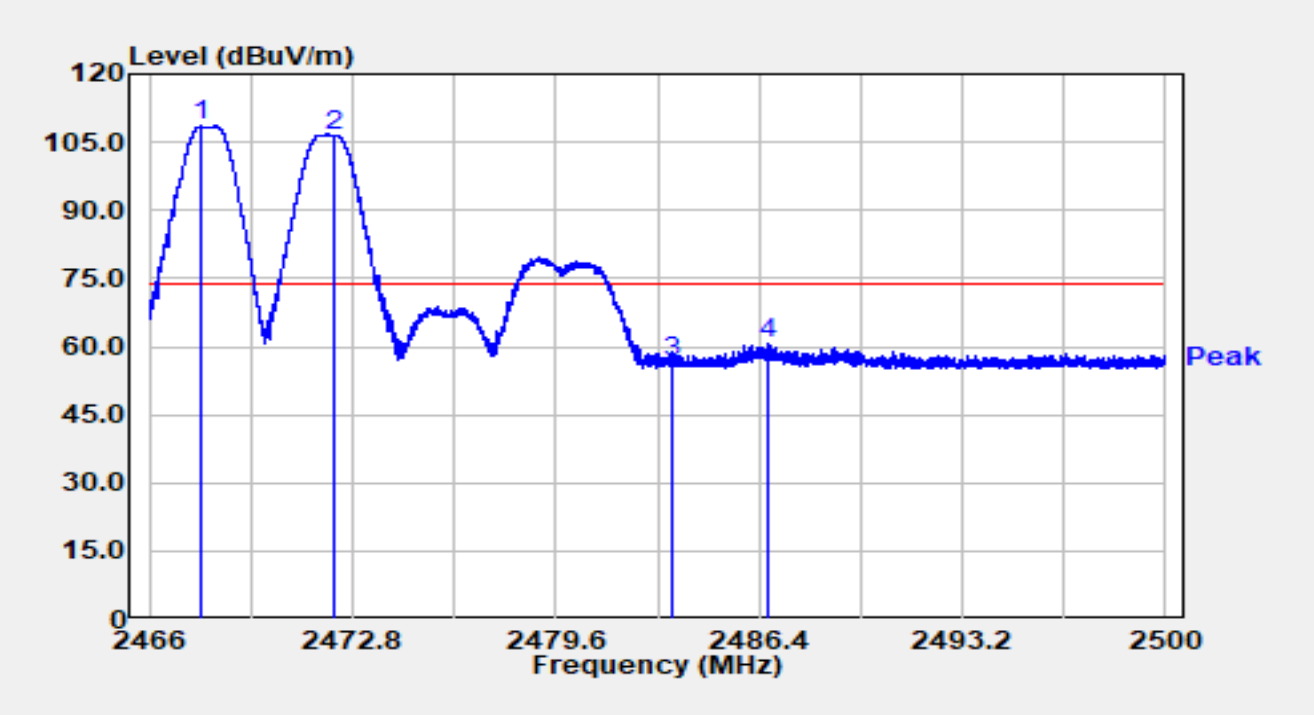

No	Mark	Frequency (MHz)	Reading (dBμV)	C.F (dB/m)	Measurement (dBμV/m)	Margin (dB)	Limit (dBμV/m)	Detector
1		2467.734	76.11	32.37	108.48	N/A	N/A	Peak
2		2472.202	74.18	32.38	106.57	N/A	N/A	Peak
3		2483.500	24.41	32.38	56.80	-17.20	74.00	Peak
4	*	2486.737	28.32	32.38	60.71	-13.29	74.00	Peak

Notes:

1. " *", means this data is the worst emission level.
2. C.F (dB/m) = Antenna Factor (dB/m)+ Cable Loss (dB).
3. Measurement(dBμV/m) = Reading(dBμV) + C.F (dB/m).

Site	WZ-AC2	Test Date	2024-07-28
Test Engineer	Dick Shen	Temp./Humidity	25.5°C/56.8%
Factor	BBHA 9120D_1457_1-18GHz	Polarity	Horizontal
EUT	ACCESS POINT	Test Voltage	AC 120V/60Hz
Test Mode	Transmit at Ant 2 2468MHz Ant 1 2472MHZ		

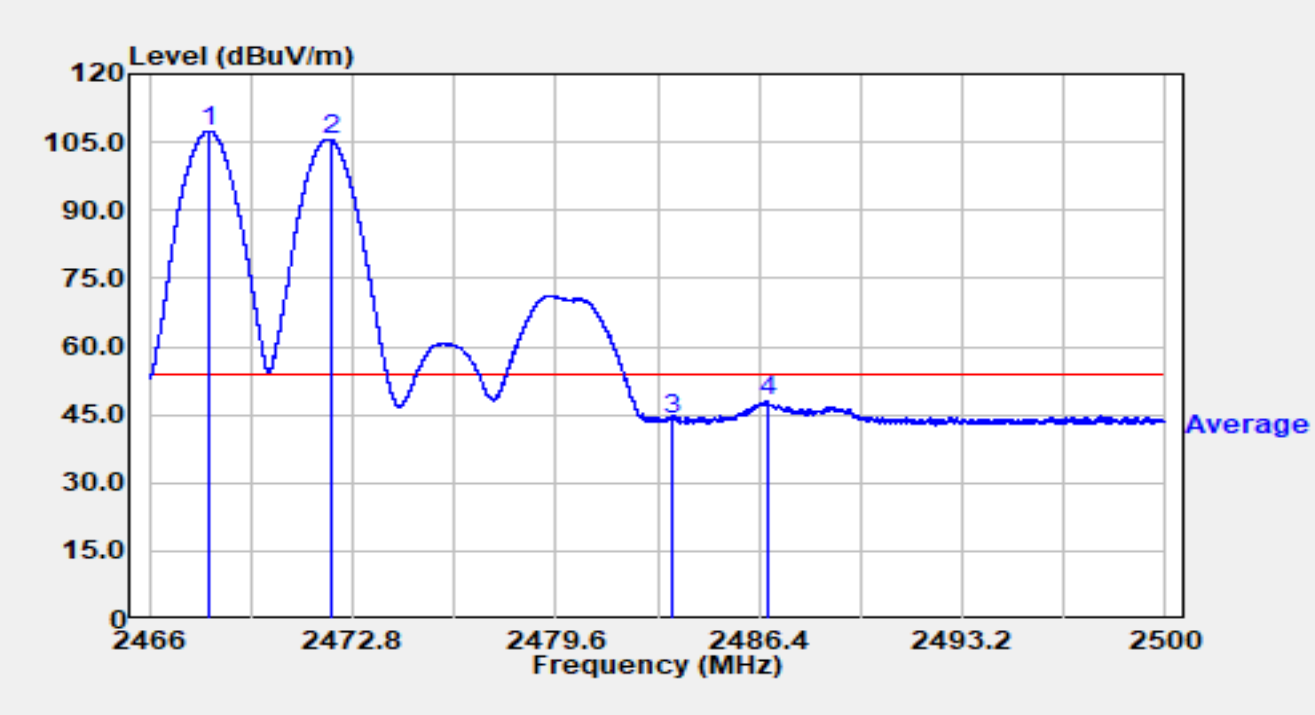

No	Mark	Frequency (MHz)	Reading (dBμV)	C.F (dB/m)	Measurement (dBμV/m)	Margin (dB)	Limit (dBμV/m)	Detector
1		2467.989	75.12	32.37	107.49	N/A	N/A	Average
2		2472.055	73.27	32.38	105.65	N/A	N/A	Average
3		2483.500	11.60	32.38	43.98	-10.02	54.00	Average
4	*	2486.723	15.43	32.38	47.81	-6.19	54.00	Average

Notes:

1. " *", means this data is the worst emission level.
2. C.F (dB/m) = Antenna Factor (dB/m)+ Cable Loss (dB).
3. Measurement(dBμV/m) = Reading(dBμV) + C.F (dB/m).

Site	WZ-AC2	Test Date	2024-07-28
Test Engineer	Dick Shen	Temp./Humidity	25.5°C/56.8%
Factor	BBHA 9120D_1457_1-18GHz	Polarity	Vertical
EUT	ACCESS POINT	Test Voltage	AC 120V/60Hz
Test Mode	Transmit at Ant 2 2468MHz Ant 1 2472MHZ		

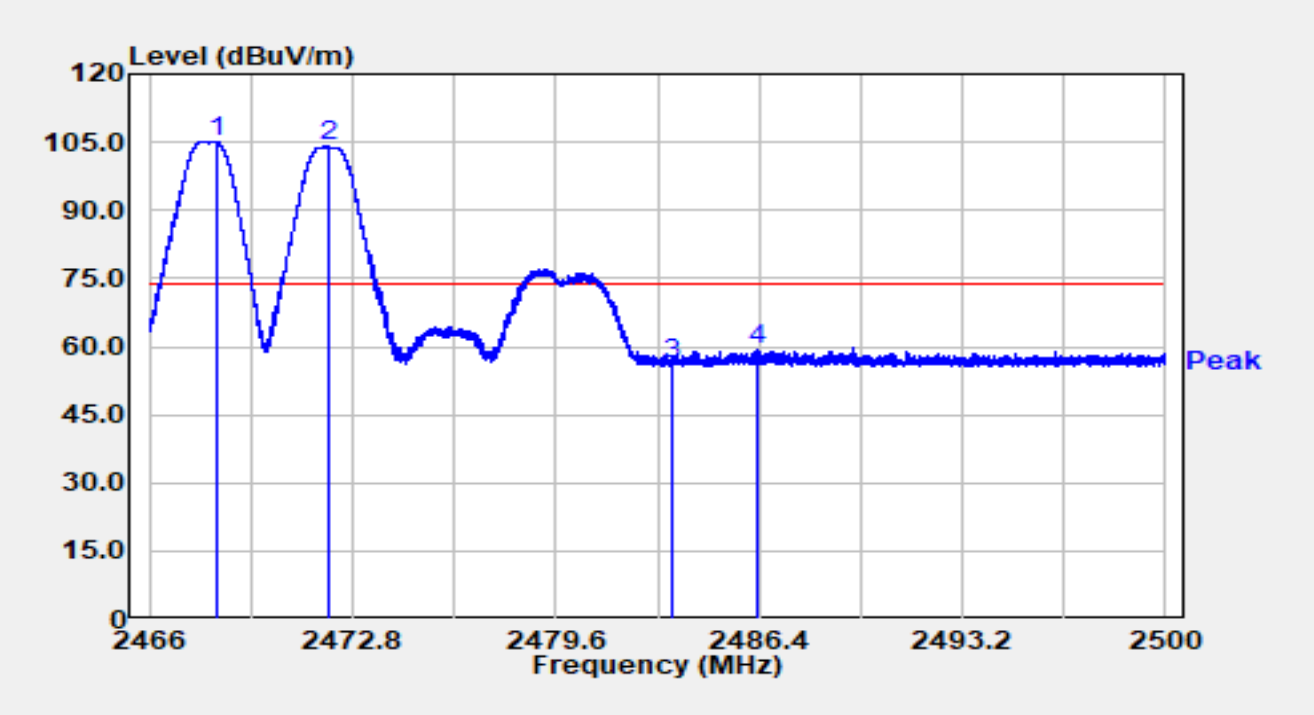

No	Mark	Frequency (MHz)	Reading (dBμV)	C.F (dB/m)	Measurement (dBμV/m)	Margin (dB)	Limit (dBμV/m)	Detector
1		2468.224	72.71	32.38	105.08	N/A	N/A	Peak
2		2471.991	71.82	32.38	104.20	N/A	N/A	Peak
3		2483.500	23.87	32.38	56.26	-17.74	74.00	Peak
4	*	2486.312	26.99	32.38	59.37	-14.63	74.00	Peak

Notes:

1. " *", means this data is the worst emission level.
2. C.F (dB/m) = Antenna Factor (dB/m)+ Cable Loss (dB).
3. Measurement(dBμV/m) = Reading(dBμV) + C.F (dB/m).

Site	WZ-AC2	Test Date	2024-07-28
Test Engineer	Dick Shen	Temp./Humidity	25.5°C/56.8%
Factor	BBHA 9120D_1457_1-18GHz	Polarity	Vertical
EUT	ACCESS POINT	Test Voltage	AC 120V/60Hz
Test Mode	Transmit at Ant 2 2468MHz Ant 1 2472MHZ		

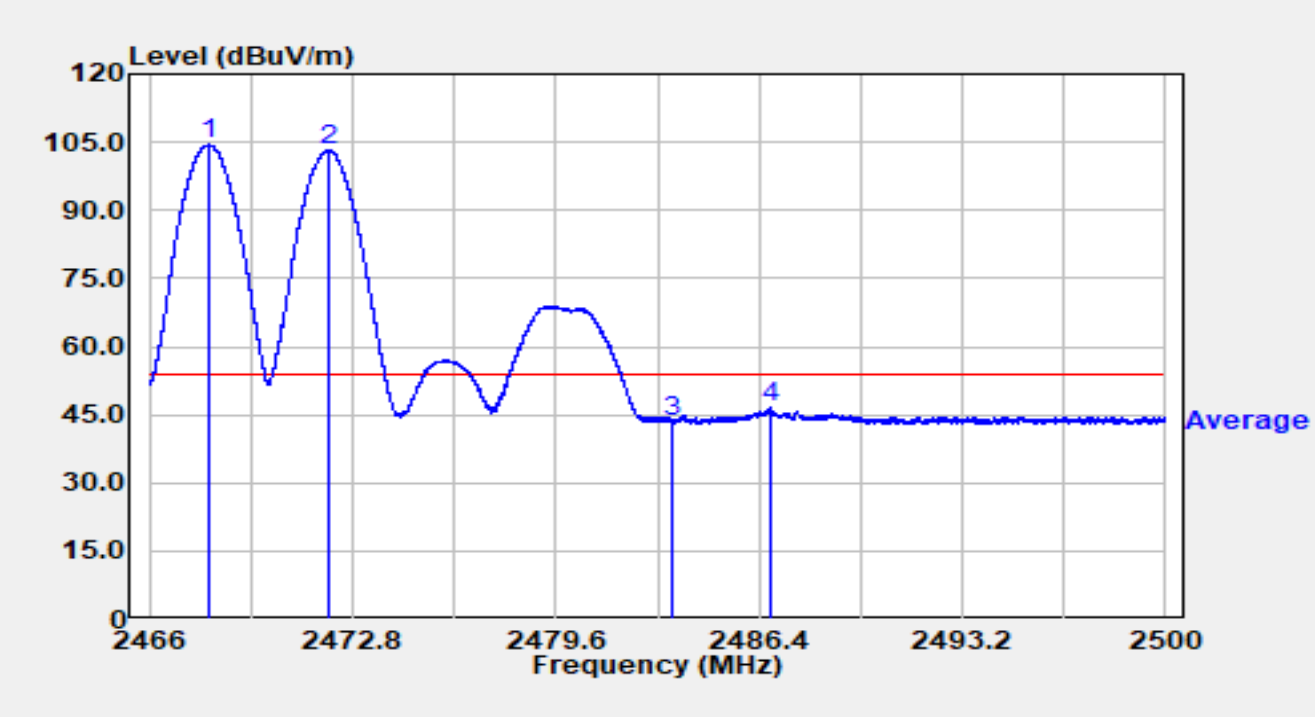

No	Mark	Frequency (MHz)	Reading (dBμV)	C.F (dB/m)	Measurement (dBμV/m)	Margin (dB)	Limit (dBμV/m)	Detector
1		2467.999	72.01	32.37	104.39	N/A	N/A	Average
2		2472.021	70.74	32.38	103.12	N/A	N/A	Average
3		2483.500	11.03	32.38	43.41	-10.59	54.00	Average
4	*	2486.754	14.04	32.38	46.43	-7.57	54.00	Average

Notes:

1. " *", means this data is the worst emission level.
2. C.F (dB/m) = Antenna Factor (dB/m)+ Cable Loss (dB).
3. Measurement(dBμV/m) = Reading(dBμV) + C.F (dB/m).

Site	WZ-AC2	Test Date	2024-07-28
Test Engineer	Dick Shen	Temp./Humidity	25.5°C/56.8%
Factor	BBHA 9120D_1457_1-18GHz	Polarity	Horizontal
EUT	ACCESS POINT	Test Voltage	AC 120V/60Hz
Test Mode	Transmit at Ant 2 2468MHz Ant 1 2474MHZ		

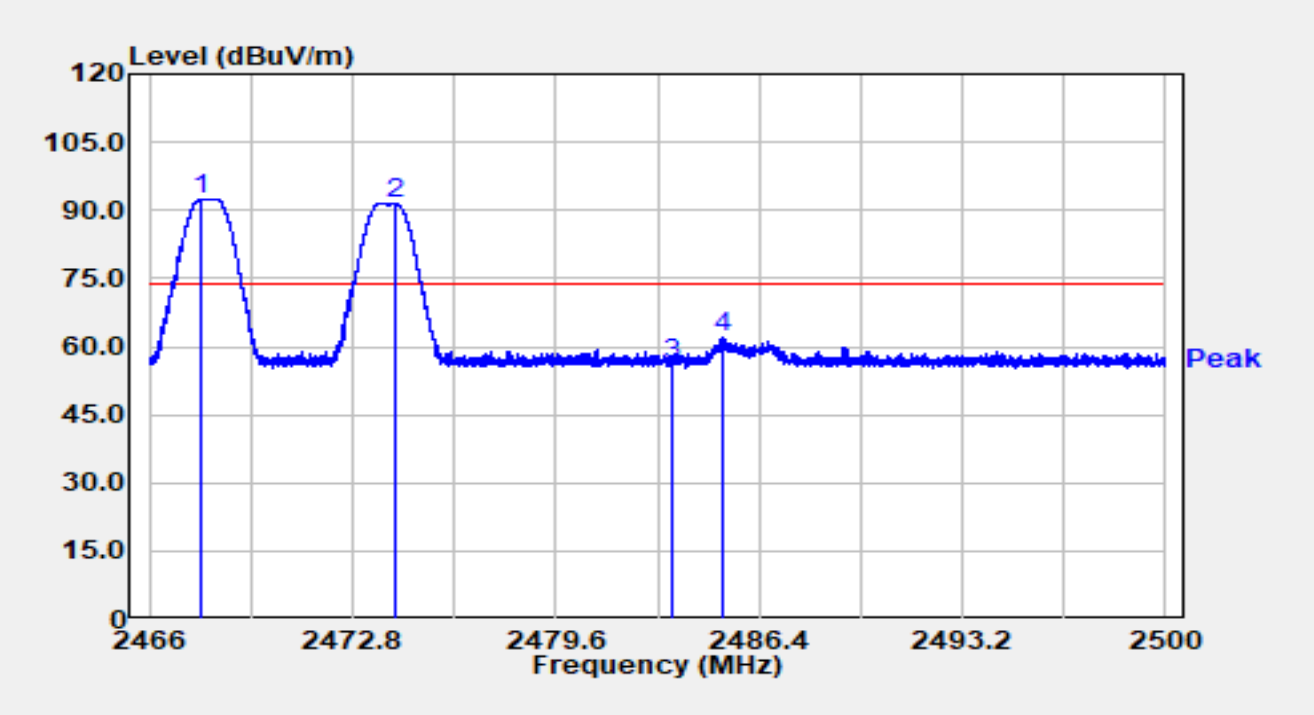

No	Mark	Frequency (MHz)	Reading (dBμV)	C.F (dB/m)	Measurement (dBμV/m)	Margin (dB)	Limit (dBμV/m)	Detector
1		2467.751	60.18	32.37	92.56	N/A	N/A	Peak
2		2474.238	59.20	32.39	91.59	N/A	N/A	Peak
3		2483.500	23.70	32.38	56.08	-17.92	74.00	Peak
4	*	2485.142	29.55	32.38	61.93	-12.07	74.00	Peak

Notes:

1. " *", means this data is the worst emission level.
2. C.F (dB/m) = Antenna Factor (dB/m)+ Cable Loss (dB).
3. Measurement(dBμV/m) = Reading(dBμV) + C.F (dB/m).

Site	WZ-AC2	Test Date	2024-07-28
Test Engineer	Dick Shen	Temp./Humidity	25.5°C/56.8%
Factor	BBHA 9120D_1457_1-18GHz	Polarity	Horizontal
EUT	ACCESS POINT	Test Voltage	AC 120V/60Hz
Test Mode	Transmit at Ant 2 2468MHz Ant 1 2474MHZ		

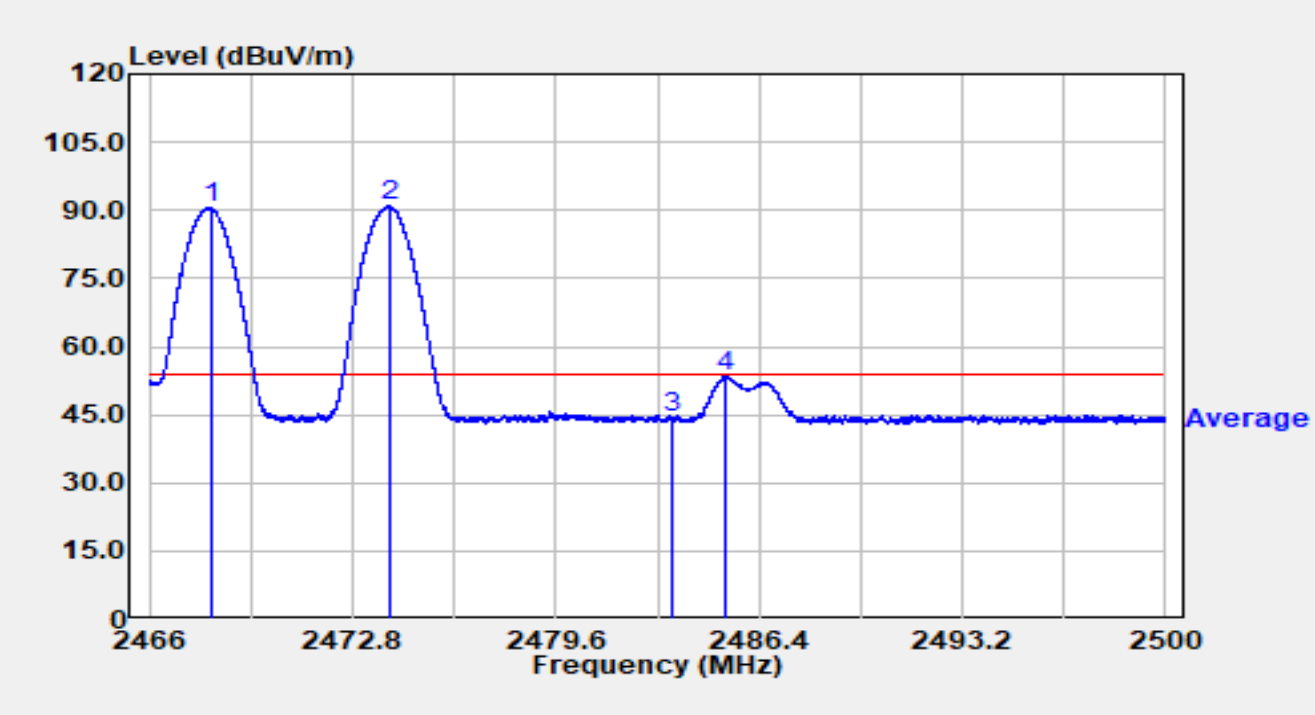

No	Mark	Frequency (MHz)	Reading (dBμV)	C.F (dB/m)	Measurement (dBμV/m)	Margin (dB)	Limit (dBμV/m)	Detector
1		2468.050	58.02	32.37	90.40	N/A	N/A	Average
2		2474.010	58.44	32.39	90.83	N/A	N/A	Average
3		2483.500	11.99	32.38	44.37	-9.63	54.00	Average
4	*	2485.292	21.24	32.38	53.62	-0.38	54.00	Average

Notes:

1. " *", means this data is the worst emission level.
2. C.F (dB/m) = Antenna Factor (dB/m)+ Cable Loss (dB).
3. Measurement(dBμV/m) = Reading(dBμV) + C.F (dB/m).

Site	WZ-AC2	Test Date	2024-07-28
Test Engineer	Dick Shen	Temp./Humidity	25.5°C/56.8%
Factor	BBHA 9120D_1457_1-18GHz	Polarity	Vertical
EUT	ACCESS POINT	Test Voltage	AC 120V/60Hz
Test Mode	Transmit at Ant 2 2468MHz Ant 1 2474MHZ		

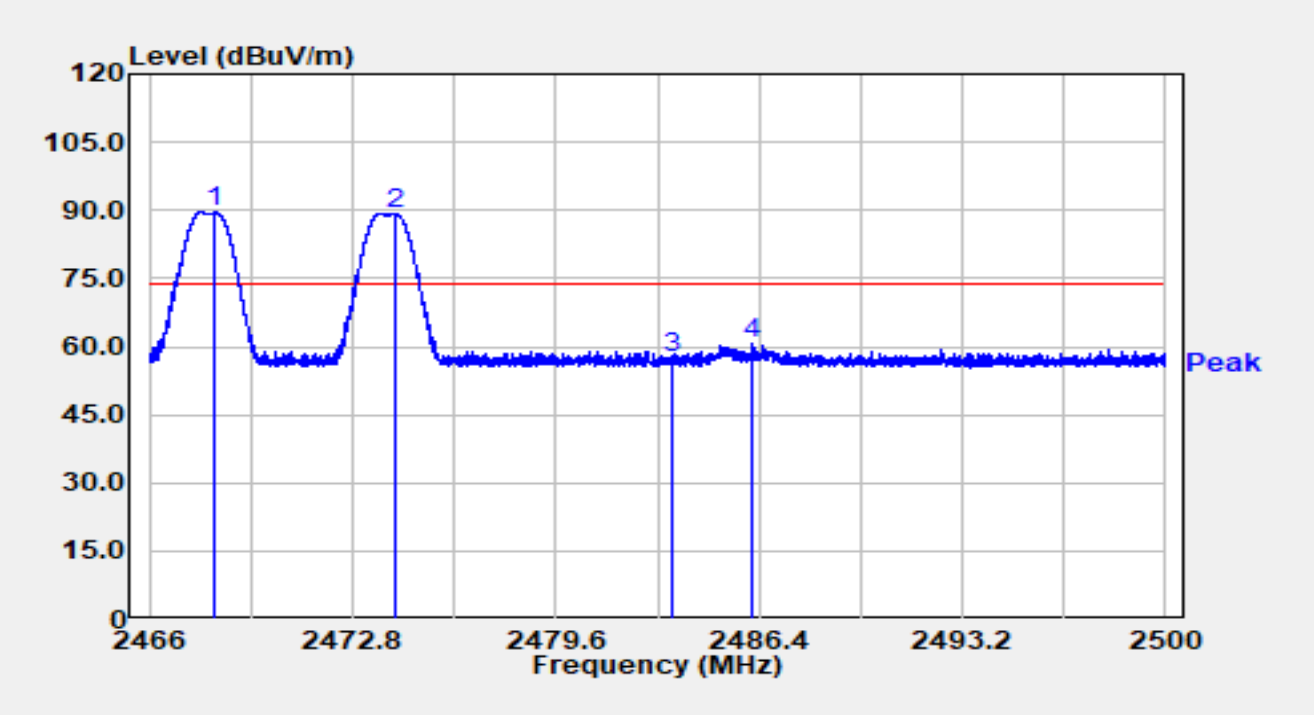

No	Mark	Frequency (MHz)	Reading (dBμV)	C.F (dB/m)	Measurement (dBμV/m)	Margin (dB)	Limit (dBμV/m)	Detector
1		2468.196	57.16	32.38	89.53	N/A	N/A	Peak
2		2474.187	56.94	32.39	89.33	N/A	N/A	Peak
3		2483.500	24.90	32.38	57.28	-16.72	74.00	Peak
4	*	2486.182	28.22	32.38	60.60	-13.40	74.00	Peak

Notes:

1. " *", means this data is the worst emission level.
2. C.F (dB/m) = Antenna Factor (dB/m)+ Cable Loss (dB).
3. Measurement(dBμV/m) = Reading(dBμV) + C.F (dB/m).

Site	WZ-AC2	Test Date	2024-07-28
Test Engineer	Dick Shen	Temp./Humidity	25.5°C/56.8%
Factor	BBHA 9120D_1457_1-18GHz	Polarity	Vertical
EUT	ACCESS POINT	Test Voltage	AC 120V/60Hz
Test Mode	Transmit at Ant 2 2468MHz Ant 1 2474MHZ		

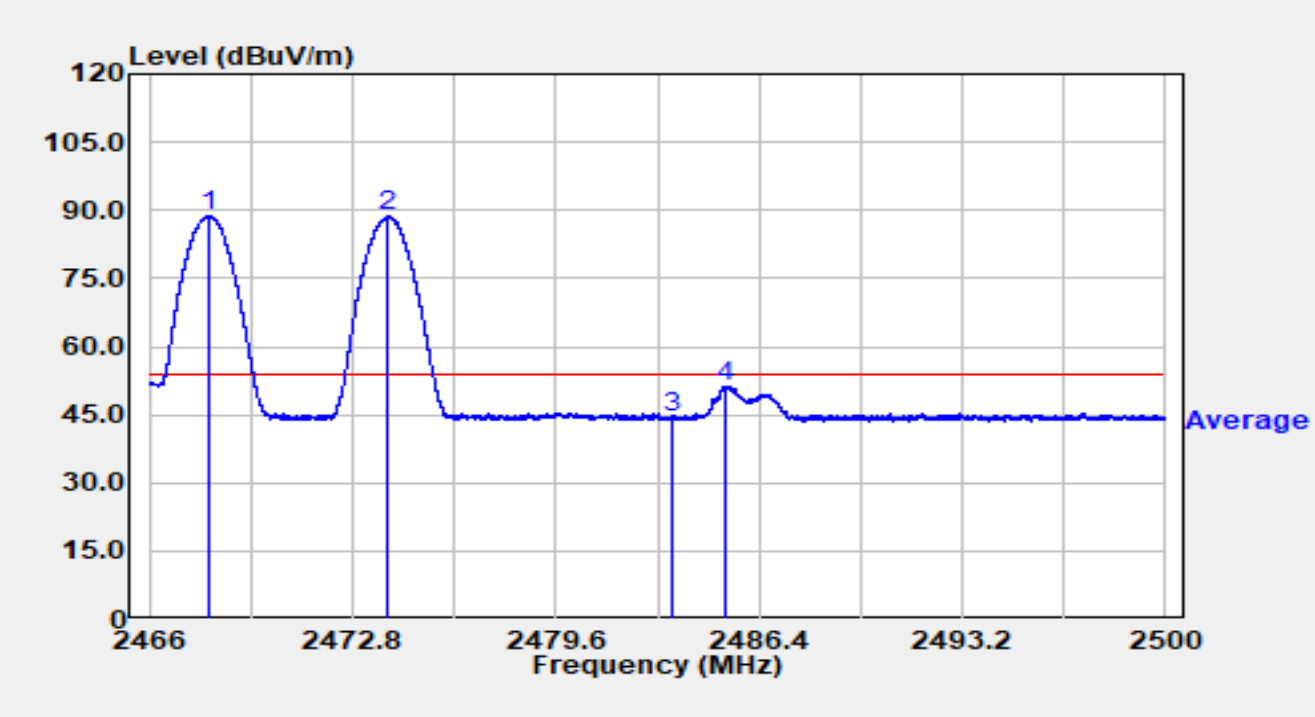

No	Mark	Frequency (MHz)	Reading (dBμV)	C.F (dB/m)	Measurement (dBμV/m)	Margin (dB)	Limit (dBμV/m)	Detector
1		2467.999	56.43	32.37	88.80	N/A	N/A	Average
2		2473.997	56.23	32.39	88.61	N/A	N/A	Average
3		2483.500	12.18	32.38	44.56	-9.44	54.00	Average
4	*	2485.254	18.98	32.38	51.37	-2.63	54.00	Average

Notes:

1. " *", means this data is the worst emission level.
2. C.F (dB/m) = Antenna Factor (dB/m)+ Cable Loss (dB).
3. Measurement(dBμV/m) = Reading(dBμV) + C.F (dB/m).

Site	WZ-AC2	Test Date	2024-07-19
Test Engineer	Dick Shen	Temp./Humidity	25.5°C/56.8%
Factor	BBHA 9120D_1457_1-18GHz	Polarity	Horizontal
EUT	ACCESS POINT	Test Voltage	AC 120V/60Hz
Test Mode	Transmit at Ant 2 2468MHz Ant 1 2476MHZ		

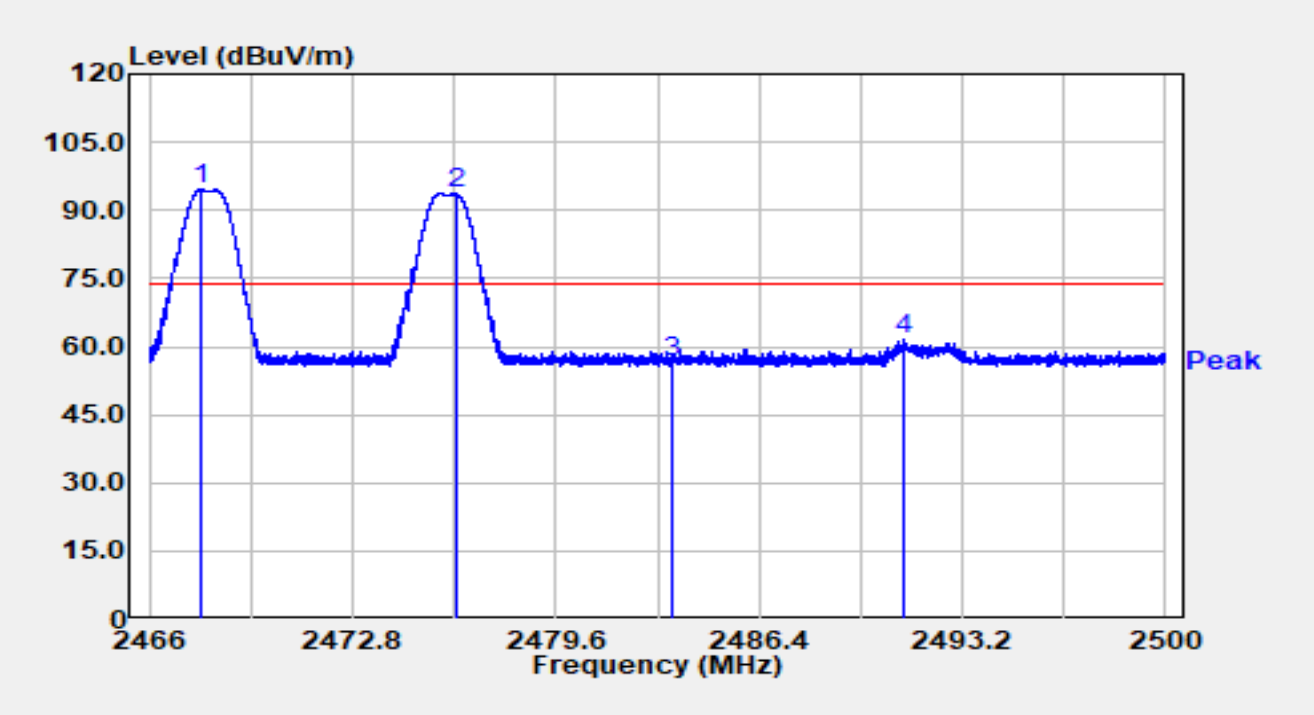

No	Mark	Frequency (MHz)	Reading (dBμV)	C.F (dB/m)	Measurement (dBμV/m)	Margin (dB)	Limit (dBμV/m)	Detector
1		2467.700	62.17	32.37	94.55	N/A	N/A	Peak
2		2476.258	61.29	32.39	93.67	N/A	N/A	Peak
3		2483.500	24.42	32.38	56.80	-17.20	74.00	Peak
4	*	2491.221	29.22	32.38	61.60	-12.40	74.00	Peak

Notes:

1. " *", means this data is the worst emission level.
2. C.F (dB/m) = Antenna Factor (dB/m)+ Cable Loss (dB).
3. Measurement(dBμV/m) = Reading(dBμV) + C.F (dB/m).

Site	WZ-AC2	Test Date	2024-07-19
Test Engineer	Dick Shen	Temp./Humidity	25.5°C/56.8%
Factor	BBHA 9120D_1457_1-18GHz	Polarity	Horizontal
EUT	ACCESS POINT	Test Voltage	AC 120V/60Hz
Test Mode	Transmit at Ant 2 2468MHz Ant 1 2476MHZ		

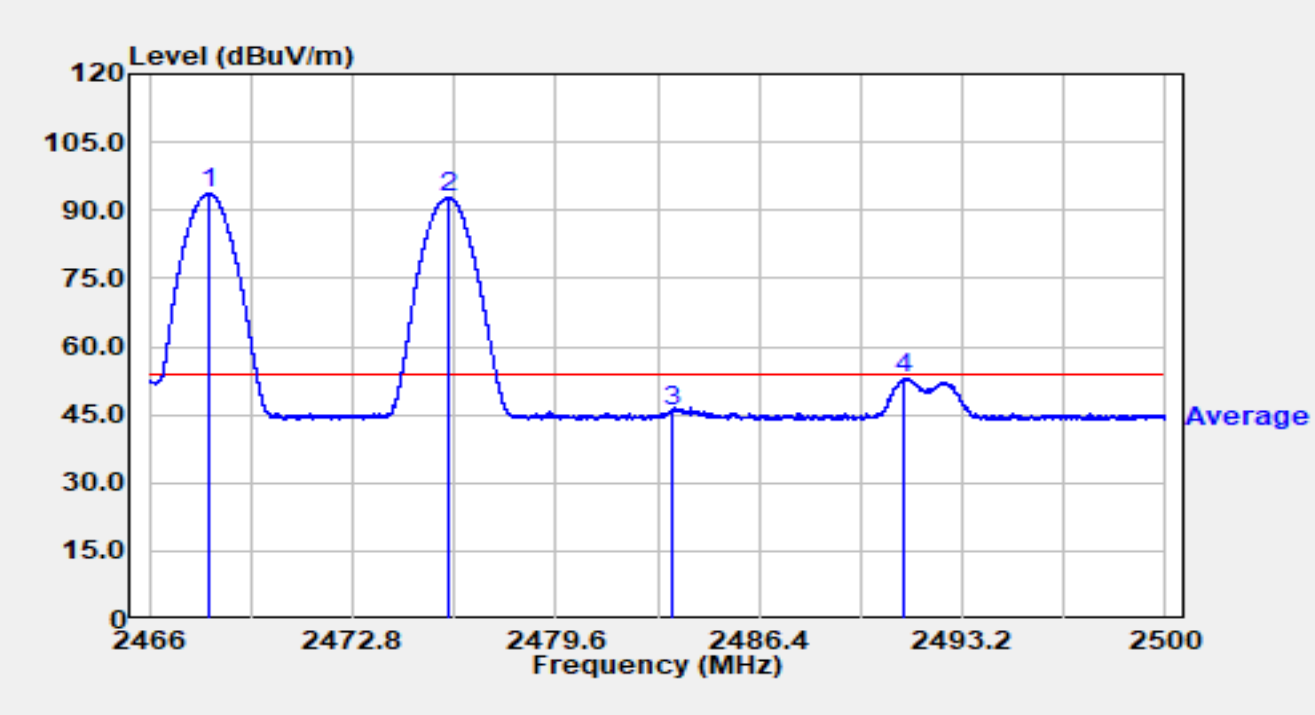

No	Mark	Frequency (MHz)	Reading (dBμV)	C.F (dB/m)	Measurement (dBμV/m)	Margin (dB)	Limit (dBμV/m)	Detector
1		2468.030	61.38	32.37	93.75	N/A	N/A	Average
2		2475.986	60.41	32.39	92.79	N/A	N/A	Average
3		2483.500	13.20	32.38	45.58	-8.42	54.00	Average
4	*	2491.259	20.63	32.38	53.01	-0.99	54.00	Average

Notes:

1. " *", means this data is the worst emission level.
2. C.F (dB/m) = Antenna Factor (dB/m)+ Cable Loss (dB).
3. Measurement(dBμV/m) = Reading(dBμV) + C.F (dB/m).

Site	WZ-AC2	Test Date	2024-07-19
Test Engineer	Dick Shen	Temp./Humidity	25.5°C/56.8%
Factor	BBHA 9120D_1457_1-18GHz	Polarity	Vertical
EUT	ACCESS POINT	Test Voltage	AC 120V/60Hz
Test Mode	Transmit at Ant 2 2468MHz Ant 1 2476MHZ		

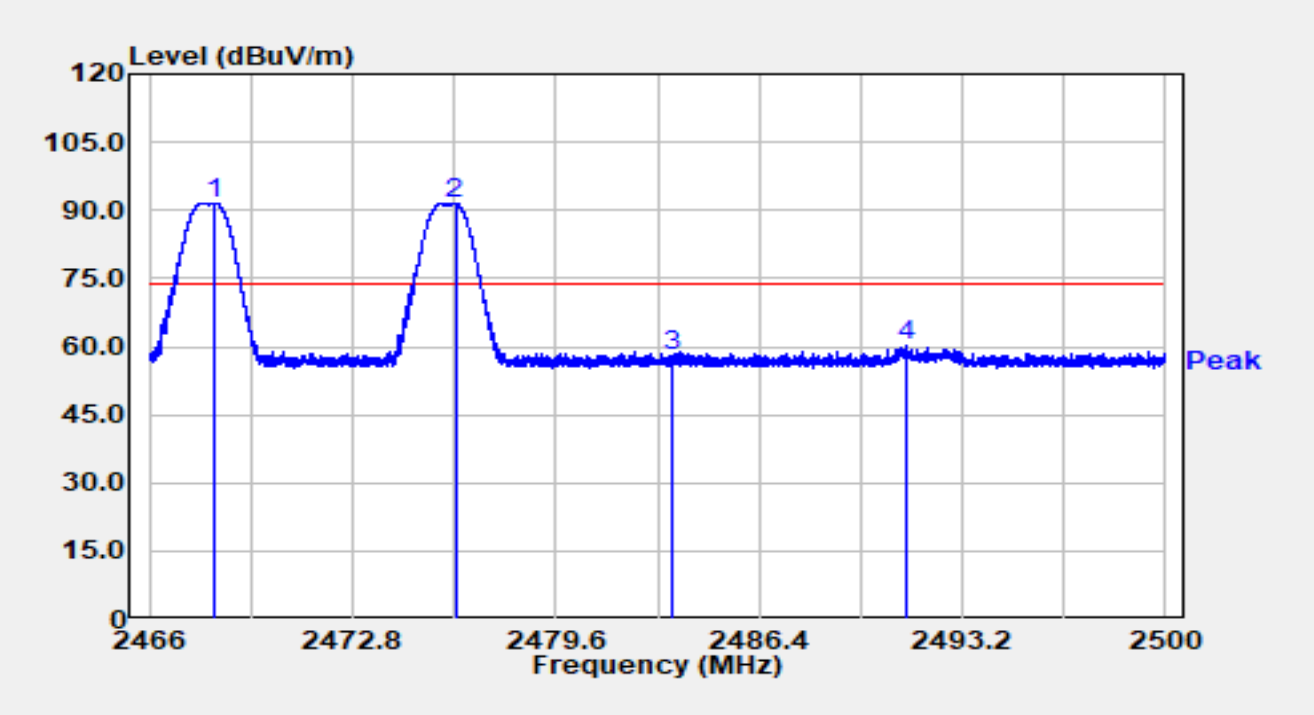

No	Mark	Frequency (MHz)	Reading (dBμV)	C.F (dB/m)	Measurement (dBμV/m)	Margin (dB)	Limit (dBμV/m)	Detector
1		2468.207	59.18	32.38	91.56	N/A	N/A	Peak
2		2476.234	59.14	32.39	91.52	N/A	N/A	Peak
3		2483.500	25.41	32.38	57.80	-16.20	74.00	Peak
4	*	2491.337	27.77	32.38	60.15	-13.85	74.00	Peak

Notes:

1. " *", means this data is the worst emission level.
2. C.F (dB/m) = Antenna Factor (dB/m)+ Cable Loss (dB).
3. Measurement(dBμV/m) = Reading(dBμV) + C.F (dB/m).

Site	WZ-AC2	Test Date	2024-07-19
Test Engineer	Dick Shen	Temp./Humidity	25.5°C/56.8%
Factor	BBHA 9120D_1457_1-18GHz	Polarity	Vertical
EUT	ACCESS POINT	Test Voltage	AC 120V/60Hz
Test Mode	Transmit at Ant 2 2468MHz Ant 1 2476MHZ		

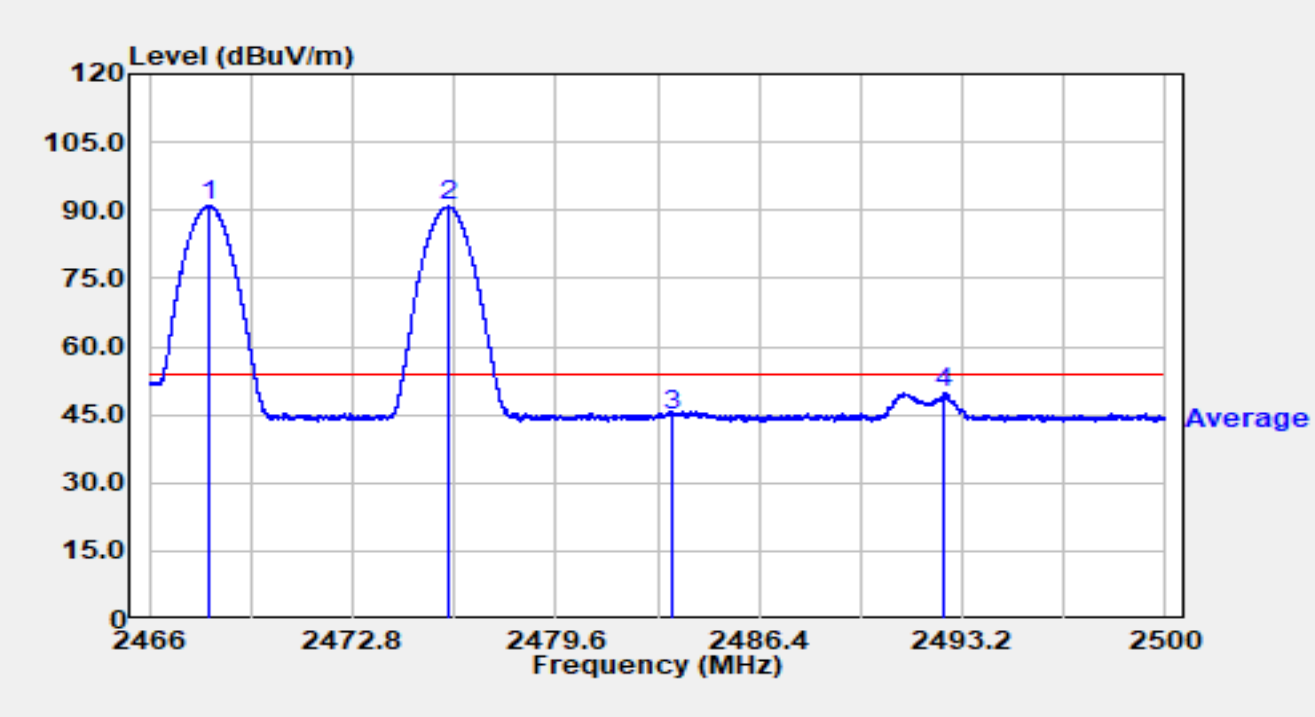

No	Mark	Frequency (MHz)	Reading (dBμV)	C.F (dB/m)	Measurement (dBμV/m)	Margin (dB)	Limit (dBμV/m)	Detector
1		2467.979	58.52	32.37	90.89	N/A	N/A	Average
2		2476.006	58.42	32.39	90.81	N/A	N/A	Average
3		2483.500	12.47	32.38	44.85	-9.15	54.00	Average
4	*	2492.581	17.53	32.38	49.91	-4.09	54.00	Average

Notes:

1. " *", means this data is the worst emission level.
2. C.F (dB/m) = Antenna Factor (dB/m)+ Cable Loss (dB).
3. Measurement(dBμV/m) = Reading(dBμV) + C.F (dB/m).

Site	WZ-AC2	Test Date	2024-07-19
Test Engineer	Dick Shen	Temp./Humidity	25.5°C/56.8%
Factor	BBHA 9120D_1457_1-18GHz	Polarity	Horizontal
EUT	ACCESS POINT	Test Voltage	AC 120V/60Hz
Test Mode	Transmit at Ant 2 2468MHz Ant 1 2478MHZ		

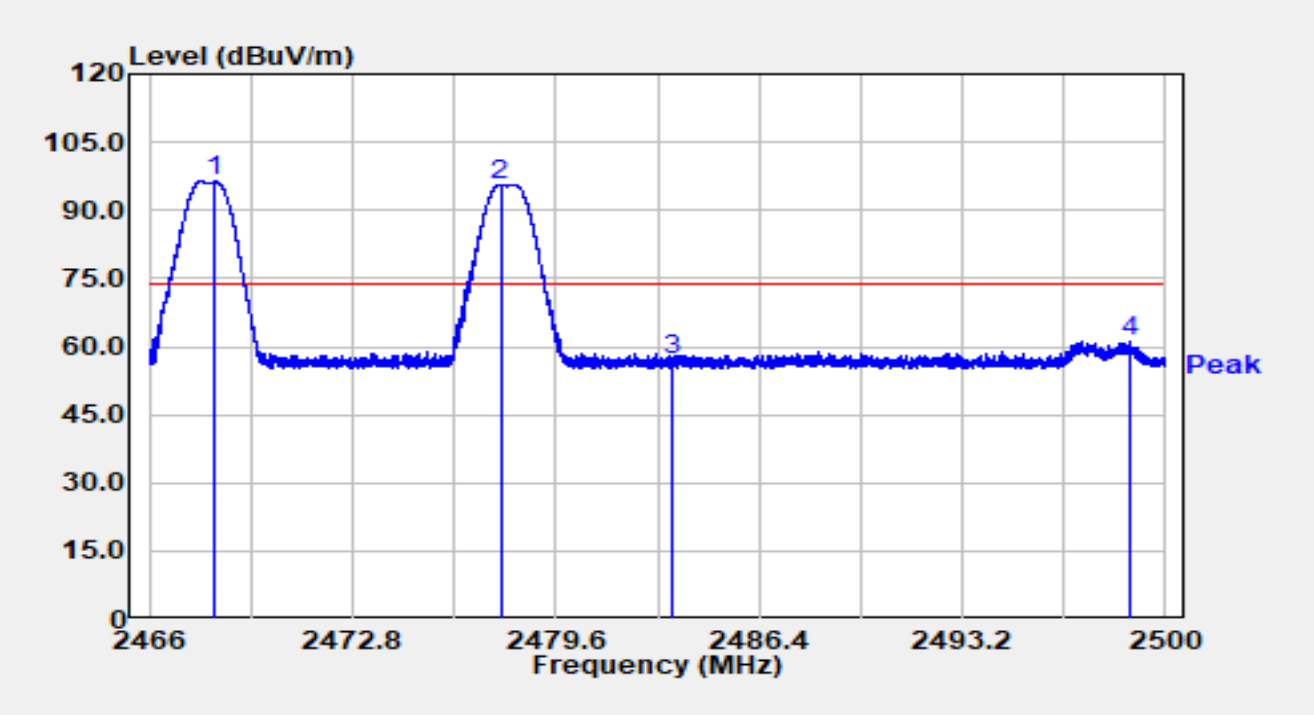

No	Mark	Frequency (MHz)	Reading (dBμV)	C.F (dB/m)	Measurement (dBμV/m)	Margin (dB)	Limit (dBμV/m)	Detector
1		2468.207	63.94	32.38	96.32	N/A	N/A	Peak
2		2477.747	63.27	32.39	95.66	N/A	N/A	Peak
3		2483.500	24.50	32.38	56.88	-17.12	74.00	Peak
4	*	2498.786	28.77	32.40	61.17	-12.83	74.00	Peak

Notes:

1. " *", means this data is the worst emission level.
2. C.F (dB/m) = Antenna Factor (dB/m)+ Cable Loss (dB).
3. Measurement(dBμV/m) = Reading(dBμV) + C.F (dB/m).

Site	WZ-AC2	Test Date	2024-07-19
Test Engineer	Dick Shen	Temp./Humidity	25.5°C/56.8%
Factor	BBHA 9120D_1457_1-18GHz	Polarity	Horizontal
EUT	ACCESS POINT	Test Voltage	AC 120V/60Hz
Test Mode	Transmit at Ant 2 2468MHz Ant 1 2478MHZ		

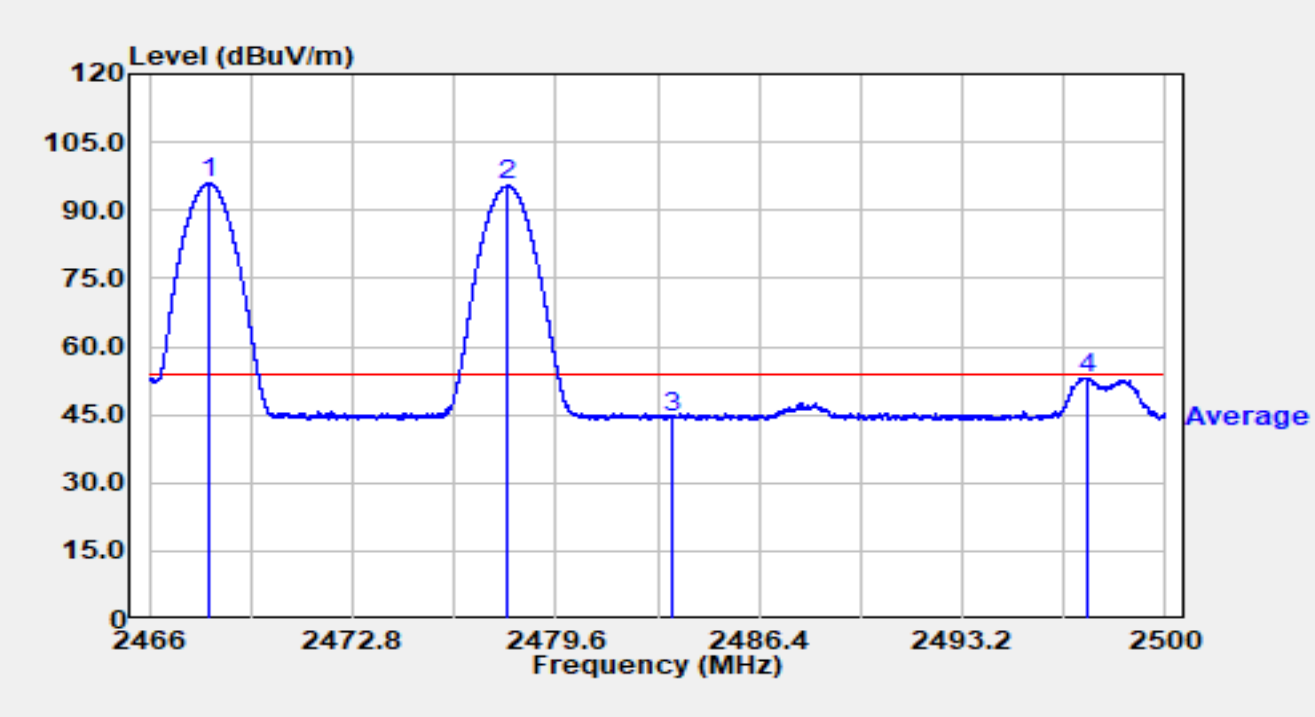

No	Mark	Frequency (MHz)	Reading (dBμV)	C.F (dB/m)	Measurement (dBμV/m)	Margin (dB)	Limit (dBμV/m)	Detector
1		2467.986	63.66	32.37	96.03	N/A	N/A	Average
2		2477.995	63.12	32.38	95.51	N/A	N/A	Average
3		2483.500	11.94	32.38	44.32	-9.68	54.00	Average
4	*	2497.375	20.81	32.40	53.20	-0.80	54.00	Average

Notes:

1. " *", means this data is the worst emission level.
2. C.F (dB/m) = Antenna Factor (dB/m)+ Cable Loss (dB).
3. Measurement(dBμV/m) = Reading(dBμV) + C.F (dB/m).

Site	WZ-AC2	Test Date	2024-07-19
Test Engineer	Dick Shen	Temp./Humidity	25.5°C/56.8%
Factor	BBHA 9120D_1457_1-18GHz	Polarity	Vertical
EUT	ACCESS POINT	Test Voltage	AC 120V/60Hz
Test Mode	Transmit at Ant 2 2468MHz Ant 1 2478MHZ		

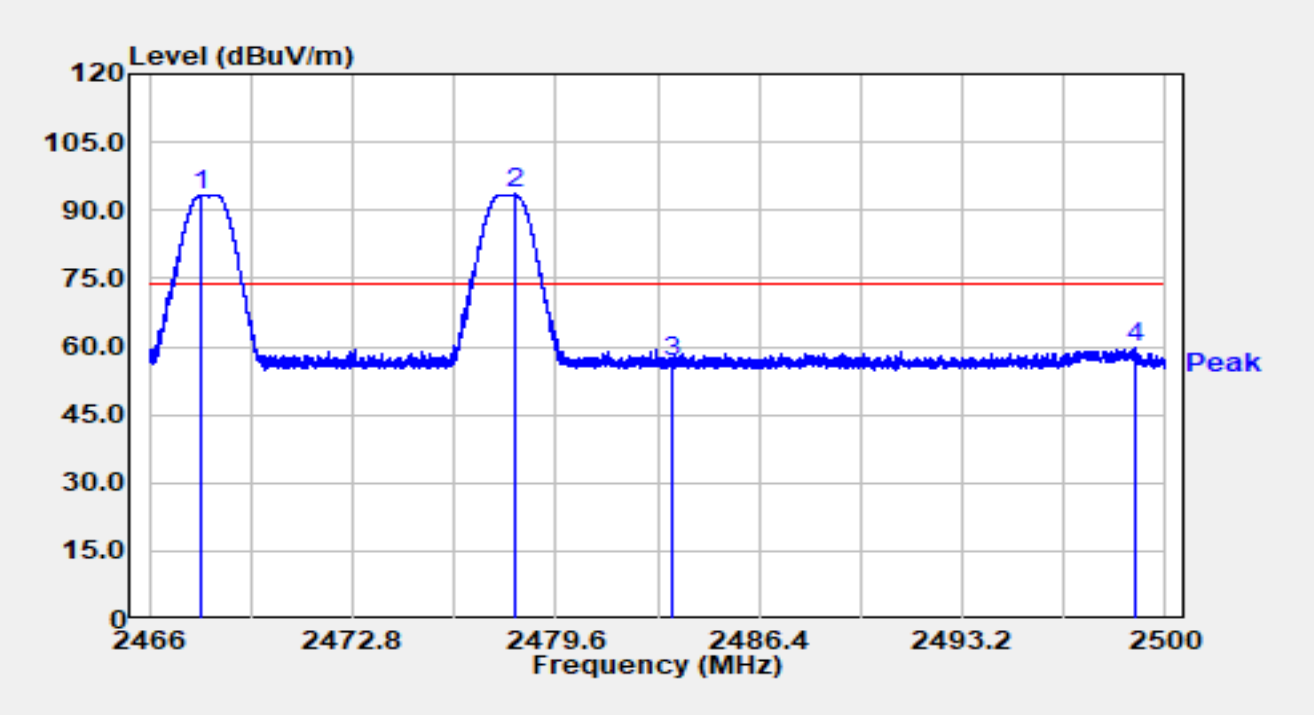

No	Mark	Frequency (MHz)	Reading (dBμV)	C.F (dB/m)	Measurement (dBμV/m)	Margin (dB)	Limit (dBμV/m)	Detector
1		2467.741	61.09	32.37	93.47	N/A	N/A	Peak
2		2478.219	61.14	32.38	93.53	N/A	N/A	Peak
3		2483.500	24.20	32.38	56.58	-17.42	74.00	Peak
4	*	2498.949	27.20	32.40	59.61	-14.39	74.00	Peak

Notes:

1. " *", means this data is the worst emission level.
2. C.F (dB/m) = Antenna Factor (dB/m)+ Cable Loss (dB).
3. Measurement(dBμV/m) = Reading(dBμV) + C.F (dB/m).

Site	WZ-AC2	Test Date	2024-07-19
Test Engineer	Dick Shen	Temp./Humidity	25.5°C/56.8%
Factor	BBHA 9120D_1457_1-18GHz	Polarity	Vertical
EUT	ACCESS POINT	Test Voltage	AC 120V/60Hz
Test Mode	Transmit at Ant 2 2468MHz Ant 1 2478MHZ		

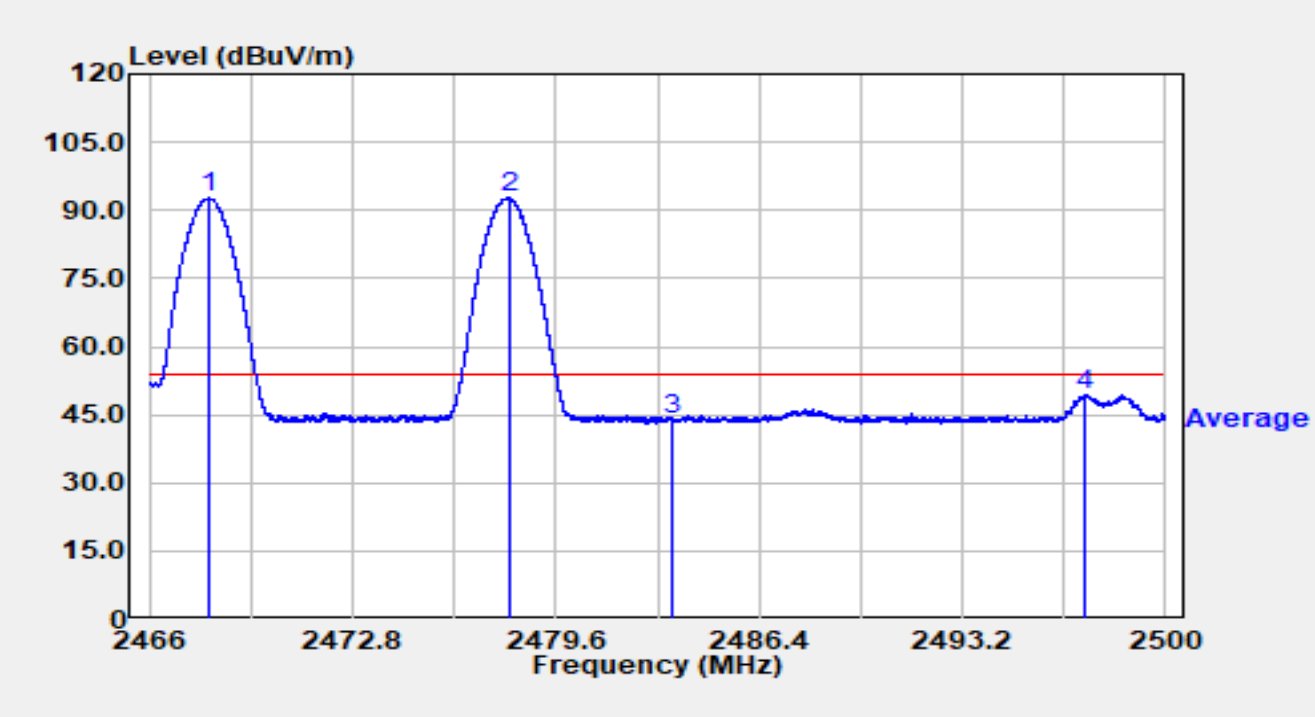

No	Mark	Frequency (MHz)	Reading (dBμV)	C.F (dB/m)	Measurement (dBμV/m)	Margin (dB)	Limit (dBμV/m)	Detector
1		2468.010	60.24	32.37	92.62	N/A	N/A	Average
2		2478.022	60.26	32.38	92.64	N/A	N/A	Average
3		2483.500	11.68	32.38	44.06	-9.94	54.00	Average
4	*	2497.338	17.10	32.40	49.49	-4.51	54.00	Average

Notes:

1. " *", means this data is the worst emission level.
2. C.F (dB/m) = Antenna Factor (dB/m)+ Cable Loss (dB).
3. Measurement(dBμV/m) = Reading(dBμV) + C.F (dB/m).

Site	WZ-AC2	Test Date	2024-07-20
Test Engineer	Dick Shen	Temp./Humidity	25.5°C/56.8%
Factor	BBHA 9120D_1457_1-18GHz	Polarity	Horizontal
EUT	ACCESS POINT	Test Voltage	AC 120V/60Hz
Test Mode	Transmit at Ant 2 2468MHz Ant 1 2480MHZ		

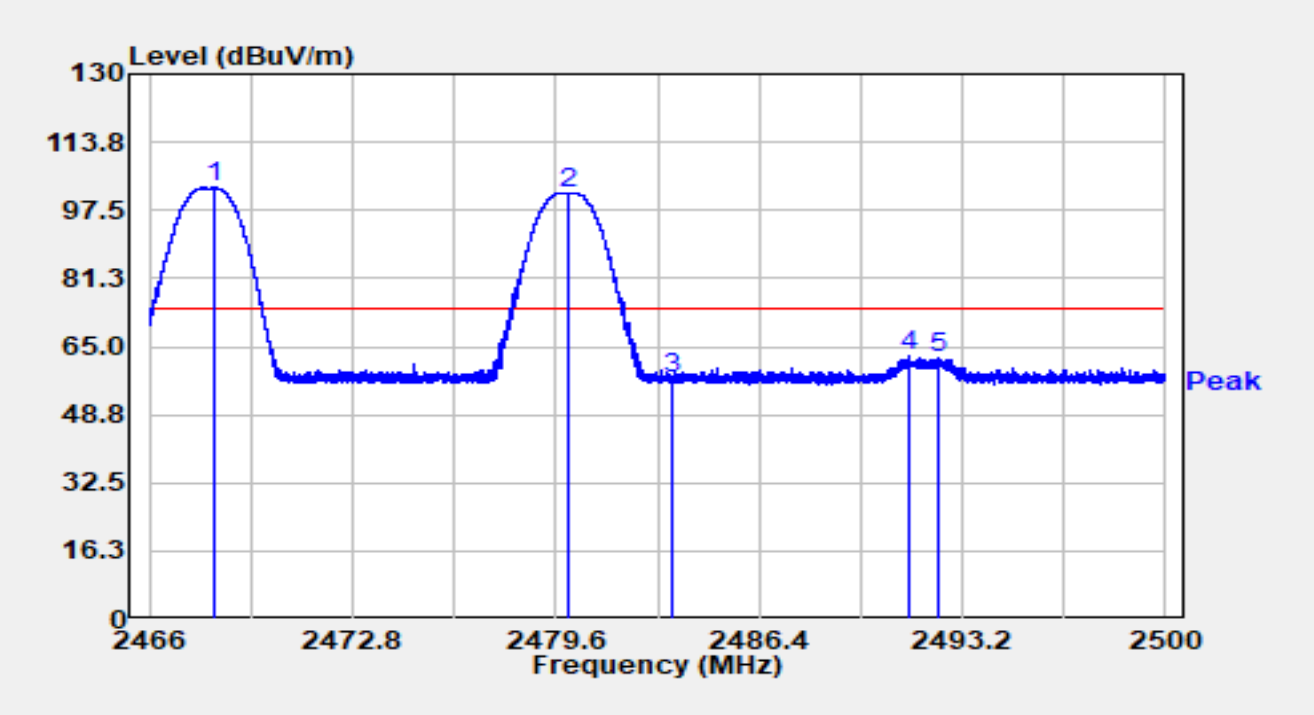

No	Mark	Frequency (MHz)	Reading (dBμV)	C.F (dB/m)	Measurement (dBμV/m)	Margin (dB)	Limit (dBμV/m)	Detector
1		2468.200	70.42	32.38	102.80	N/A	N/A	Peak
2		2480.018	69.29	32.38	101.67	N/A	N/A	Peak
3		2483.500	25.24	32.38	57.62	-16.38	74.00	Peak
4		2491.429	30.60	32.38	62.98	-11.02	74.00	Peak
5	*	2492.381	29.70	32.38	62.08	-11.92	74.00	Peak

Notes:

1. " *", means this data is the worst emission level.

2. C.F (dB/m) = Antenna Factor (dB/m)+ Cable Loss (dB).

3. Measurement(dBμV/m) = Reading(dBμV) + C.F (dB/m).

Site	WZ-AC2	Test Date	2024-07-20
Test Engineer	Dick Shen	Temp./Humidity	25.5°C/56.8%
Factor	BBHA 9120D_1457_1-18GHz	Polarity	Horizontal
EUT	ACCESS POINT	Test Voltage	AC 120V/60Hz
Test Mode	Transmit at Ant 2 2468MHz Ant 1 2480MHZ		

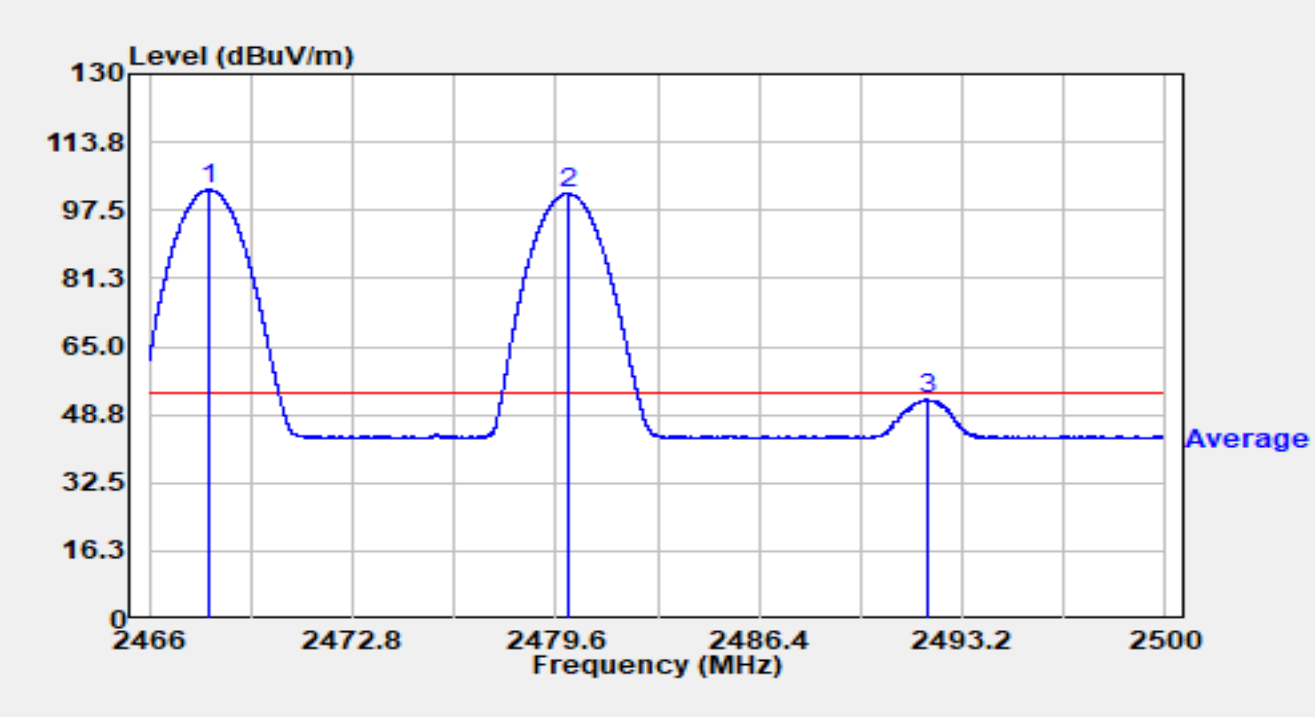

No	Mark	Frequency (MHz)	Reading (dBμV)	C.F (dB/m)	Measurement (dBμV/m)	Margin (dB)	Limit (dBμV/m)	Detector
1		2468.033	70.14	32.37	102.52	N/A	N/A	Average
2		2480.025	69.12	32.38	101.51	N/A	N/A	Average
3	*	2492.020	20.23	32.38	52.61	-1.39	54.00	Average

Notes:

1. " *", means this data is the worst emission level.

2. C.F (dB/m) = Antenna Factor (dB/m)+ Cable Loss (dB).

3. Measurement(dBμV/m) = Reading(dBμV) + C.F (dB/m).

Site	WZ-AC2	Test Date	2024-07-20
Test Engineer	Dick Shen	Temp./Humidity	25.5°C/56.8%
Factor	BBHA 9120D_1457_1-18GHz	Polarity	Vertical
EUT	ACCESS POINT	Test Voltage	AC 120V/60Hz
Test Mode	Transmit at Ant 2 2468MHz Ant 1 2480MHZ		

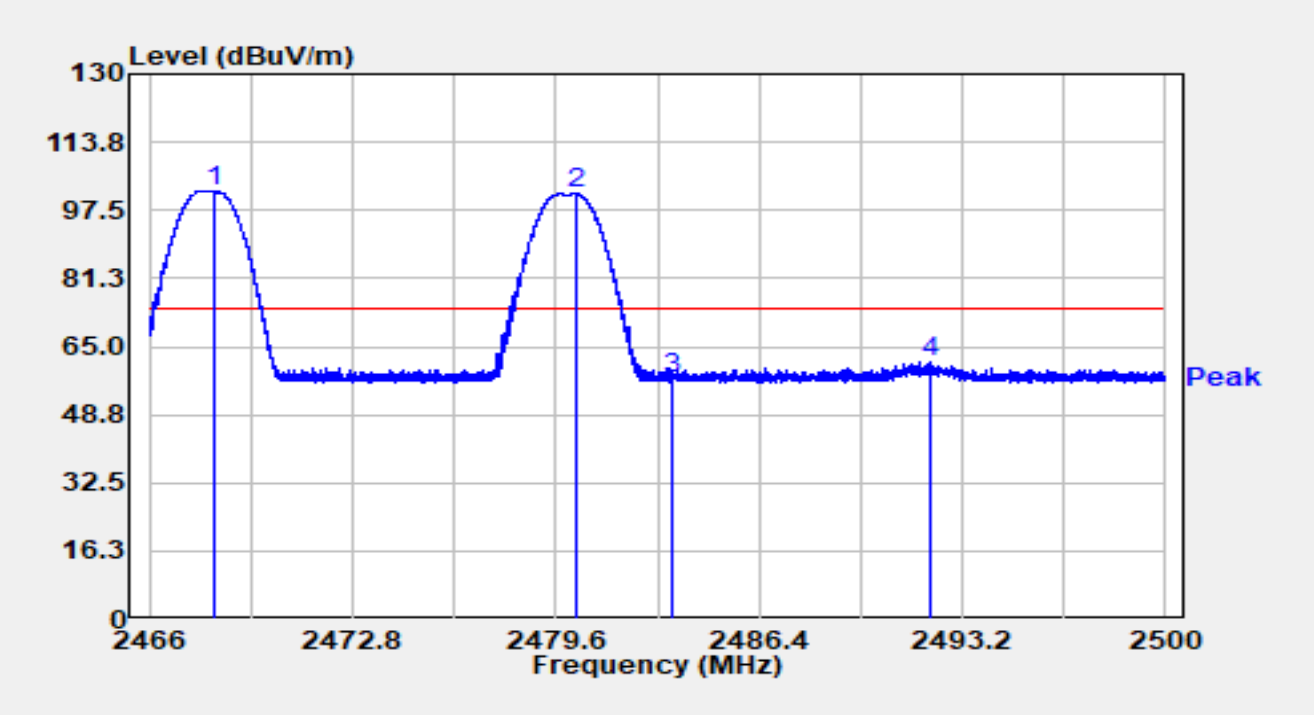

No	Mark	Frequency (MHz)	Reading (dBμV)	C.F (dB/m)	Measurement (dBμV/m)	Margin (dB)	Limit (dBμV/m)	Detector
1		2468.173	69.70	32.38	102.07	N/A	N/A	Peak
2		2480.250	69.03	32.38	101.42	N/A	N/A	Peak
3		2483.500	24.79	32.38	57.17	-16.83	74.00	Peak
4	*	2492.125	29.09	32.38	61.46	-12.54	74.00	Peak

Notes:

1. " *", means this data is the worst emission level.
2. C.F (dB/m) = Antenna Factor (dB/m)+ Cable Loss (dB).
3. Measurement(dBμV/m) = Reading(dBμV) + C.F (dB/m).

Site	WZ-AC2	Test Date	2024-07-20
Test Engineer	Dick Shen	Temp./Humidity	25.5°C/56.8%
Factor	BBHA 9120D_1457_1-18GHz	Polarity	Vertical
EUT	ACCESS POINT	Test Voltage	AC 120V/60Hz
Test Mode	Transmit at Ant 2 2468MHz Ant 1 2480MHZ		

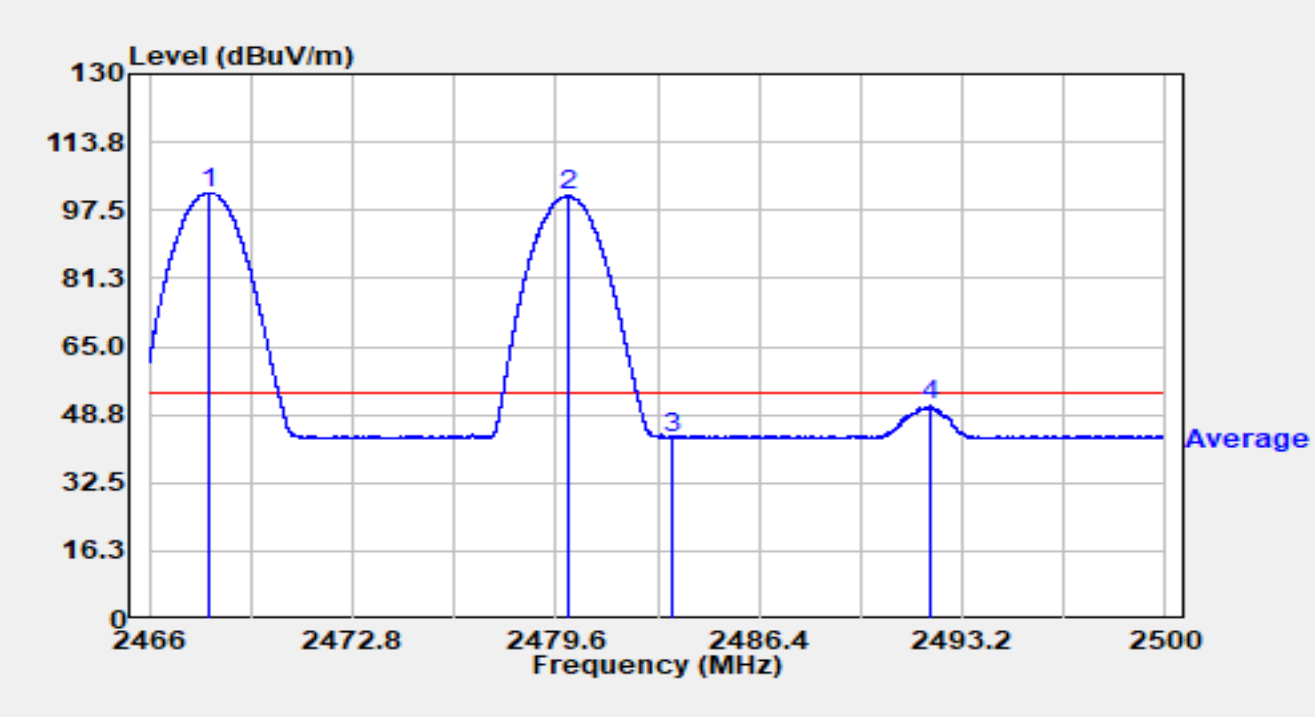

No	Mark	Frequency (MHz)	Reading (dBμV)	C.F (dB/m)	Measurement (dBμV/m)	Margin (dB)	Limit (dBμV/m)	Detector
1		2467.969	69.37	32.37	101.74	N/A	N/A	Average
2		2480.001	68.54	32.38	100.92	N/A	N/A	Average
3		2483.500	10.81	32.38	43.19	-10.81	54.00	Average
4	*	2492.163	18.42	32.38	50.80	-3.20	54.00	Average

Notes:

1. " *", means this data is the worst emission level.
2. C.F (dB/m) = Antenna Factor (dB/m)+ Cable Loss (dB).
3. Measurement(dBμV/m) = Reading(dBμV) + C.F (dB/m).

Site	WZ-AC2	Test Date	2024-07-20
Test Engineer	Dick Shen	Temp./Humidity	25.5°C/56.8%
Factor	BBHA 9120D_1457_1-18GHz	Polarity	Horizontal
EUT	ACCESS POINT	Test Voltage	AC 120V/60Hz
Test Mode	Transmit at Ant 2 2470MHz Ant 1 2468MHZ		

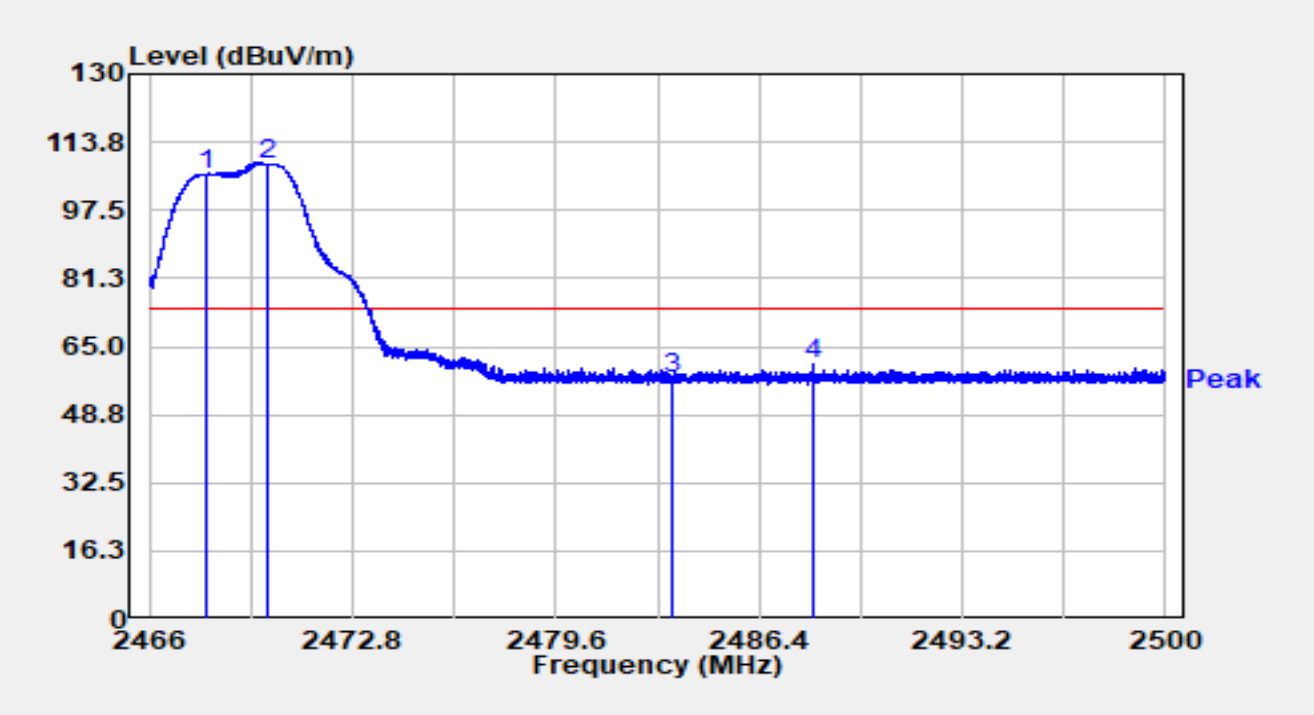

No	Mark	Frequency (MHz)	Reading (dBμV)	C.F (dB/m)	Measurement (dBμV/m)	Margin (dB)	Limit (dBμV/m)	Detector
1		2467.890	73.71	32.37	106.08	N/A	N/A	Peak
2		2469.961	76.12	32.38	108.50	N/A	N/A	Peak
3		2483.500	25.24	32.38	57.62	-16.38	74.00	Peak
4	*	2488.178	28.40	32.38	60.78	-13.22	74.00	Peak

Notes:

1. " *", means this data is the worst emission level.
2. C.F (dB/m) = Antenna Factor (dB/m)+ Cable Loss (dB).
3. Measurement(dBμV/m) = Reading(dBμV) + C.F (dB/m).

Site	WZ-AC2	Test Date	2024-07-20
Test Engineer	Dick Shen	Temp./Humidity	25.5°C/56.8%
Factor	BBHA 9120D_1457_1-18GHz	Polarity	Horizontal
EUT	ACCESS POINT	Test Voltage	AC 120V/60Hz
Test Mode	Transmit at Ant 2 2470MHz Ant 1 2468MHZ		

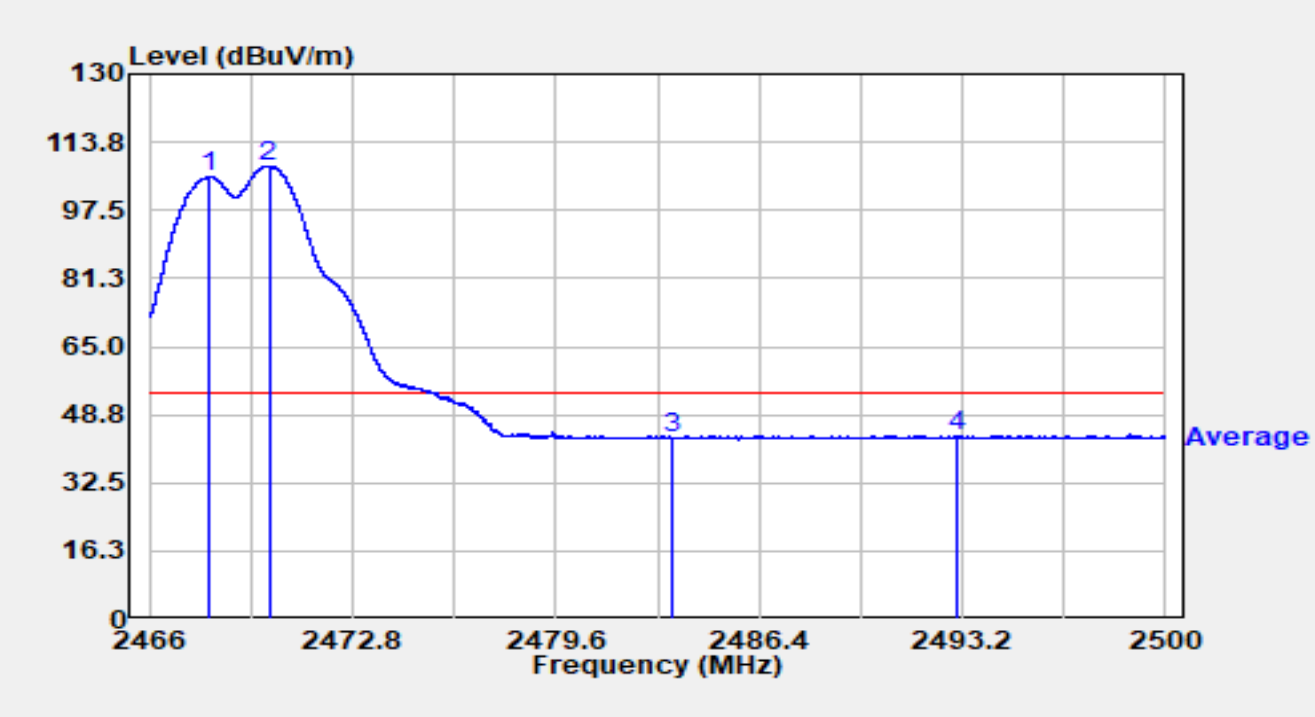

No	Mark	Frequency (MHz)	Reading (dBμV)	C.F (dB/m)	Measurement (dBμV/m)	Margin (dB)	Limit (dBμV/m)	Detector
1		2467.972	73.04	32.37	105.41	N/A	N/A	Average
2		2469.998	75.69	32.38	108.07	N/A	N/A	Average
3		2483.500	10.66	32.38	43.04	-10.96	54.00	Average
4	*	2493.010	11.35	32.38	43.74	-10.26	54.00	Average

Notes:

1. " *", means this data is the worst emission level.
2. C.F (dB/m) = Antenna Factor (dB/m)+ Cable Loss (dB).
3. Measurement(dBμV/m) = Reading(dBμV) + C.F (dB/m).

Site	WZ-AC2	Test Date	2024-07-20
Test Engineer	Dick Shen	Temp./Humidity	25.5°C/56.8%
Factor	BBHA 9120D_1457_1-18GHz	Polarity	Vertical
EUT	ACCESS POINT	Test Voltage	AC 120V/60Hz
Test Mode	Transmit at Ant 2 2470MHz Ant 1 2468MHZ		

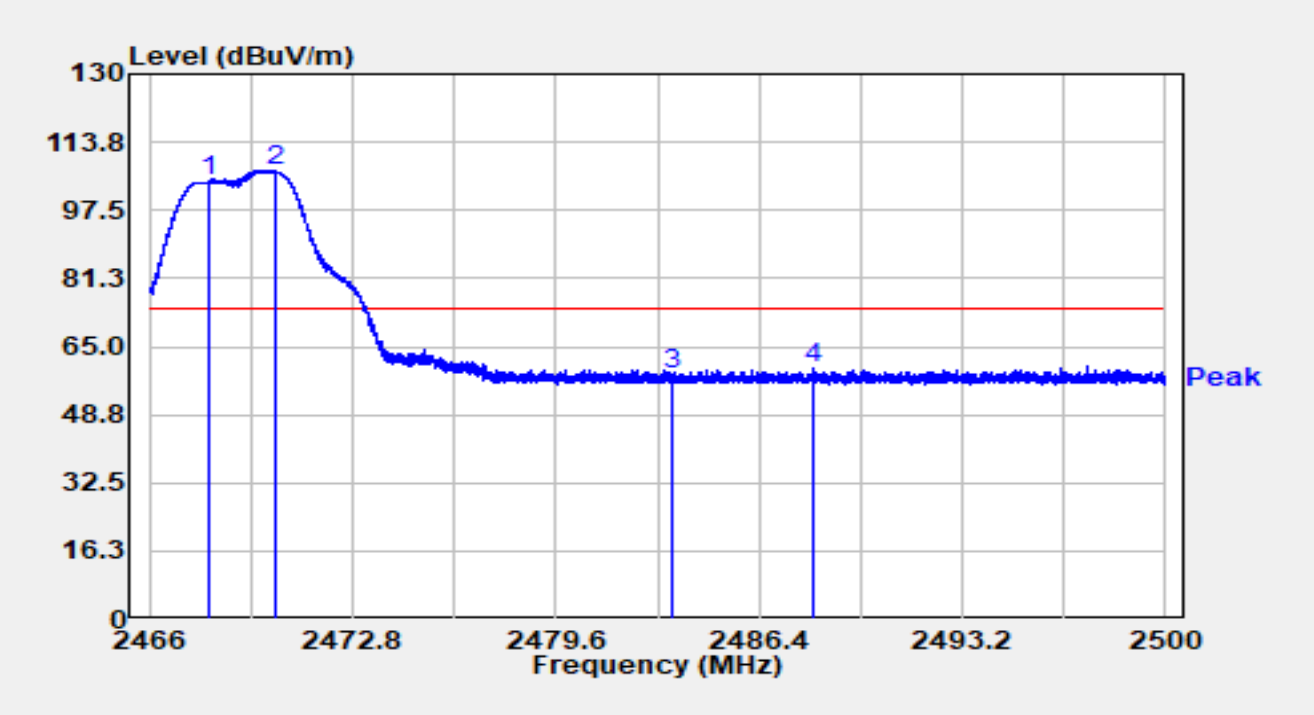

No	Mark	Frequency (MHz)	Reading (dBμV)	C.F (dB/m)	Measurement (dBμV/m)	Margin (dB)	Limit (dBμV/m)	Detector
1		2467.965	72.02	32.37	104.40	N/A	N/A	Peak
2		2470.199	74.34	32.38	106.72	N/A	N/A	Peak
3		2483.500	26.21	32.38	58.59	-15.41	74.00	Peak
4	*	2488.219	27.43	32.38	59.81	-14.19	74.00	Peak

Notes:

1. " *", means this data is the worst emission level.
2. C.F (dB/m) = Antenna Factor (dB/m)+ Cable Loss (dB).
3. Measurement(dBμV/m) = Reading(dBμV) + C.F (dB/m).

Site	WZ-AC2	Test Date	2024-07-20
Test Engineer	Dick Shen	Temp./Humidity	25.5°C/56.8%
Factor	BBHA 9120D_1457_1-18GHz	Polarity	Vertical
EUT	ACCESS POINT	Test Voltage	AC 120V/60Hz
Test Mode	Transmit at Ant 2 2470MHz Ant 1 2468MHZ		

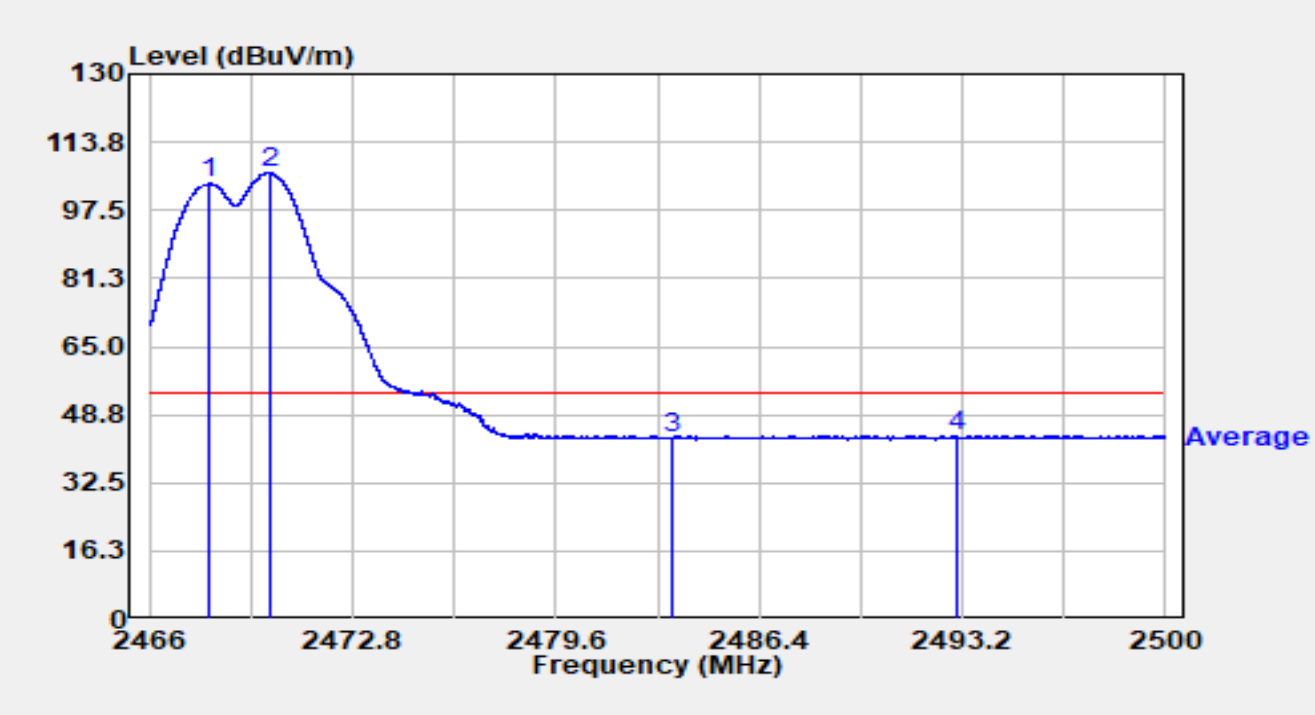

No	Mark	Frequency (MHz)	Reading (dBμV)	C.F (dB/m)	Measurement (dBμV/m)	Margin (dB)	Limit (dBμV/m)	Detector
1		2468.006	71.41	32.37	103.79	N/A	N/A	Average
2		2470.019	74.08	32.38	106.46	N/A	N/A	Average
3		2483.500	10.90	32.38	43.28	-10.72	54.00	Average
4	*	2493.030	11.51	32.38	43.90	-10.10	54.00	Average

Notes:

1. " *", means this data is the worst emission level.
2. C.F (dB/m) = Antenna Factor (dB/m)+ Cable Loss (dB).
3. Measurement(dBμV/m) = Reading(dBμV) + C.F (dB/m).

Site	WZ-AC2	Test Date	2024-07-20
Test Engineer	Dick Shen	Temp./Humidity	25.5°C/56.8%
Factor	BBHA 9120D_1457_1-18GHz	Polarity	Horizontal
EUT	ACCESS POINT	Test Voltage	AC 120V/60Hz
Test Mode	Transmit at Ant 2 2470MHz Ant 1 2472MHZ		

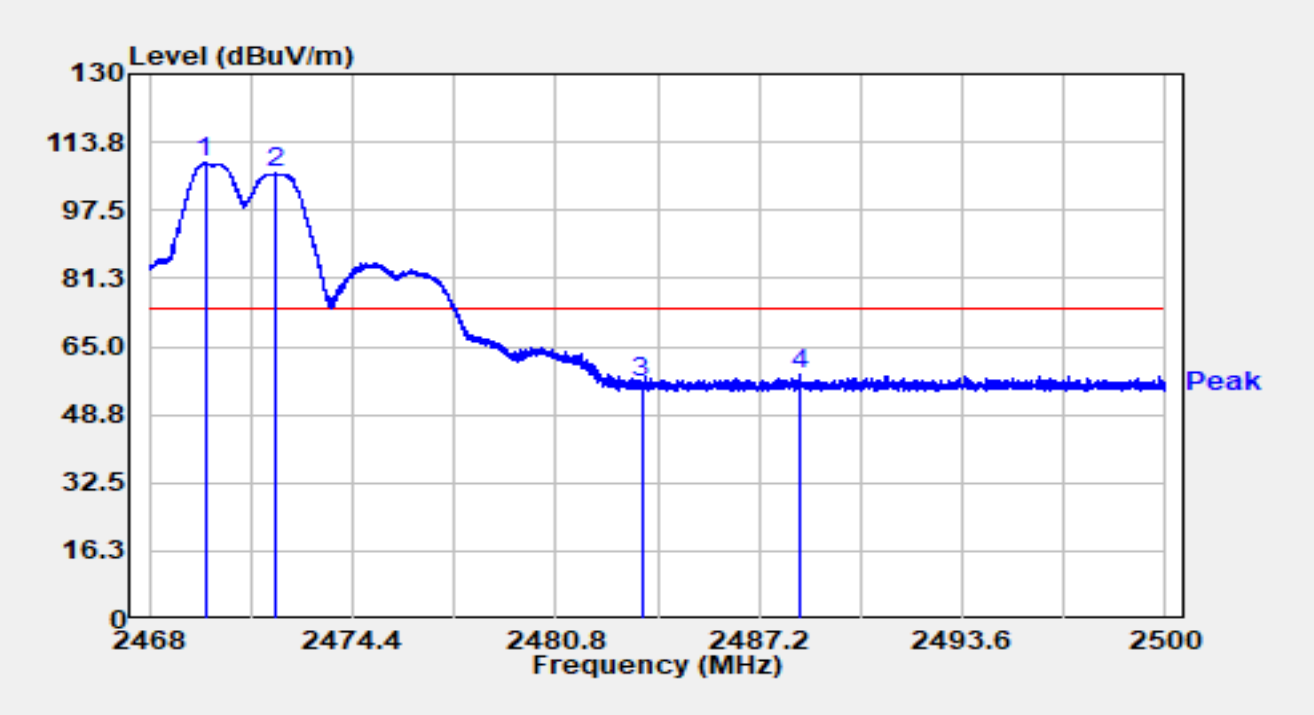

No	Mark	Frequency (MHz)	Reading (dBμV)	C.F (dB/m)	Measurement (dBμV/m)	Margin (dB)	Limit (dBμV/m)	Detector
1		2469.750	76.41	32.38	108.79	N/A	N/A	Peak
2		2471.965	74.05	32.38	106.44	N/A	N/A	Peak
3		2483.500	23.90	32.38	56.28	-17.72	74.00	Peak
4	*	2488.458	25.86	32.38	58.24	-15.76	74.00	Peak

Notes:

1. " *", means this data is the worst emission level.
2. C.F (dB/m) = Antenna Factor (dB/m)+ Cable Loss (dB).
3. Measurement(dBμV/m) = Reading(dBμV) + C.F (dB/m).

Site	WZ-AC2	Test Date	2024-07-20
Test Engineer	Dick Shen	Temp./Humidity	25.5°C/56.8%
Factor	BBHA 9120D_1457_1-18GHz	Polarity	Horizontal
EUT	ACCESS POINT	Test Voltage	AC 120V/60Hz
Test Mode	Transmit at Ant 2 2470MHz Ant 1 2472MHZ		

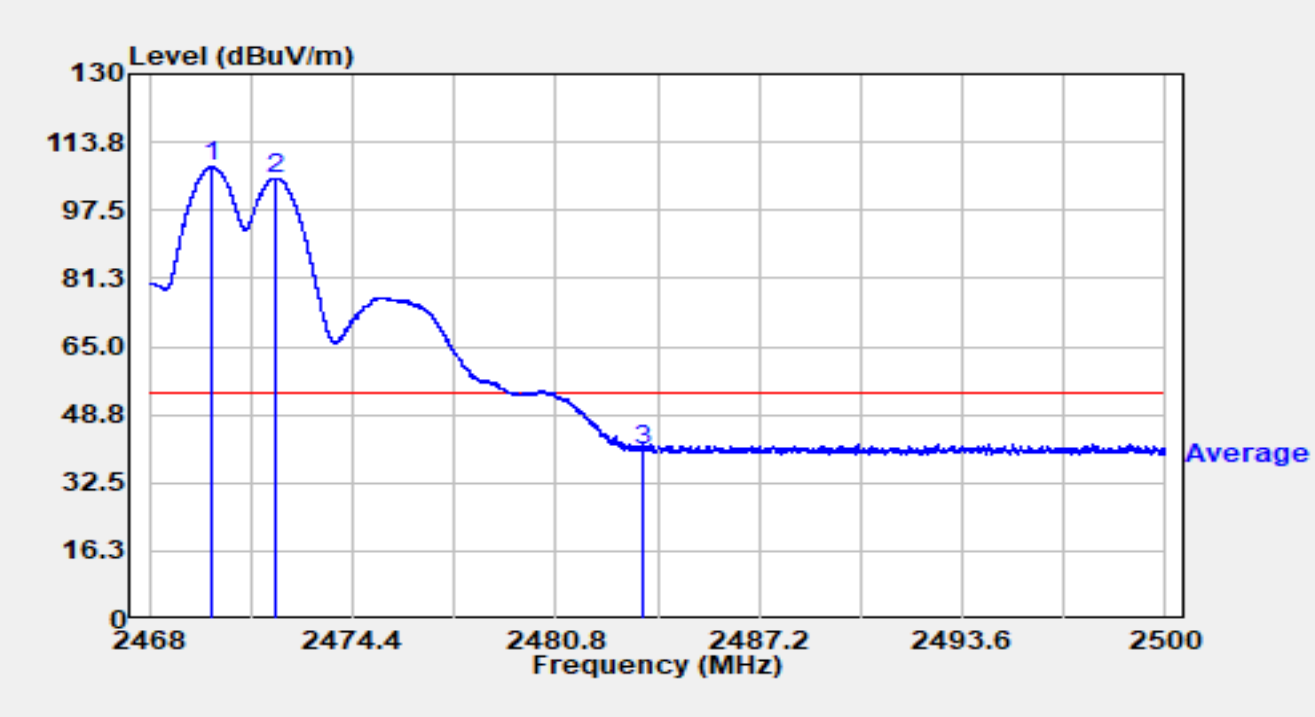

No	Mark	Frequency (MHz)	Reading (dBμV)	C.F (dB/m)	Measurement (dBμV/m)	Margin (dB)	Limit (dBμV/m)	Detector
1		2469.984	75.47	32.38	107.85	N/A	N/A	Average
2		2471.971	72.72	32.38	105.10	N/A	N/A	Average
3	*	2483.501	7.96	32.38	40.34	-13.66	54.00	Average

Notes:

1. " *", means this data is the worst emission level.

2. C.F (dB/m) = Antenna Factor (dB/m)+ Cable Loss (dB).

3. Measurement(dBμV/m) = Reading(dBμV) + C.F (dB/m).

Site	WZ-AC2	Test Date	2024-07-20
Test Engineer	Dick Shen	Temp./Humidity	25.5°C/56.8%
Factor	BBHA 9120D_1457_1-18GHz	Polarity	Vertical
EUT	ACCESS POINT	Test Voltage	AC 120V/60Hz
Test Mode	Transmit at Ant 2 2470MHz Ant 1 2472MHZ		

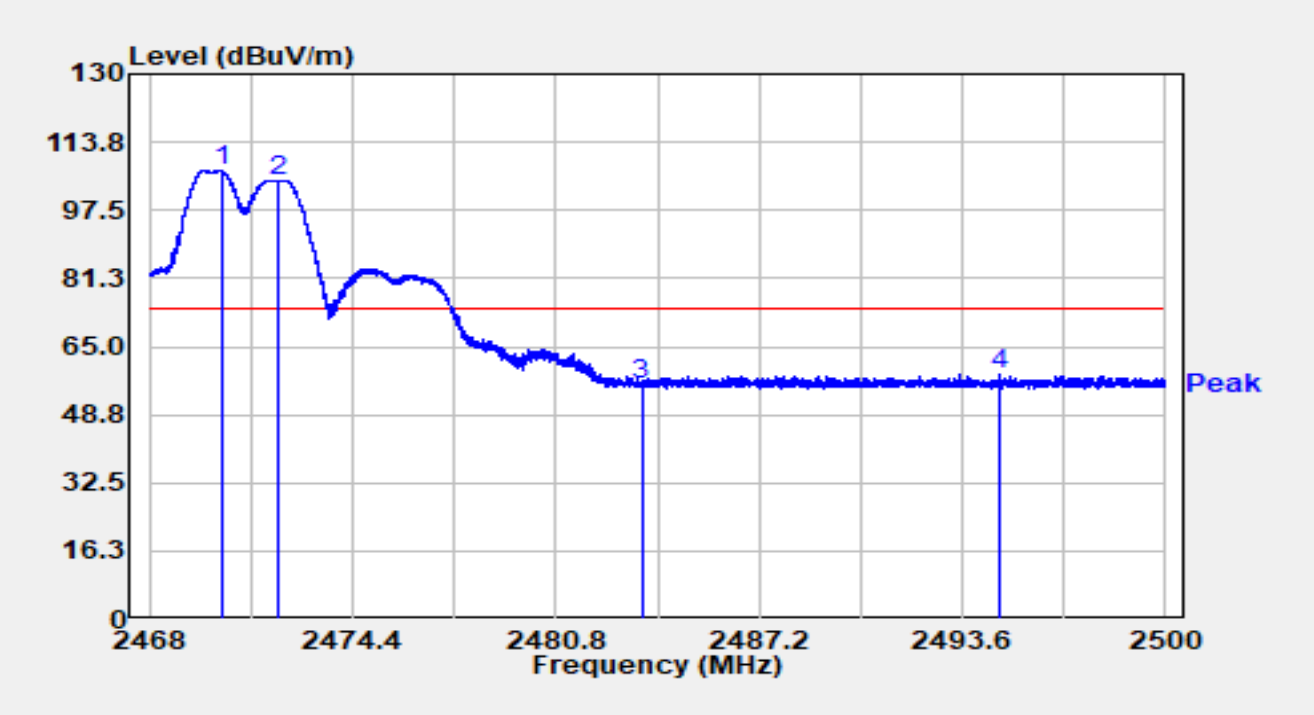

No	Mark	Frequency (MHz)	Reading (dBμV)	C.F (dB/m)	Measurement (dBμV/m)	Margin (dB)	Limit (dBμV/m)	Detector
1		2470.278	74.55	32.38	106.93	N/A	N/A	Peak
2		2472.096	72.23	32.38	104.61	N/A	N/A	Peak
3		2483.500	23.67	32.38	56.06	-17.94	74.00	Peak
4	*	2494.778	25.99	32.39	58.37	-15.63	74.00	Peak

Notes:

1. " *", means this data is the worst emission level.
2. C.F (dB/m) = Antenna Factor (dB/m)+ Cable Loss (dB).
3. Measurement(dBμV/m) = Reading(dBμV) + C.F (dB/m).

Site	WZ-AC2	Test Date	2024-07-20
Test Engineer	Dick Shen	Temp./Humidity	25.5°C/56.8%
Factor	BBHA 9120D_1457_1-18GHz	Polarity	Vertical
EUT	ACCESS POINT	Test Voltage	AC 120V/60Hz
Test Mode	Transmit at Ant 2 2470MHz Ant 1 2472MHZ		

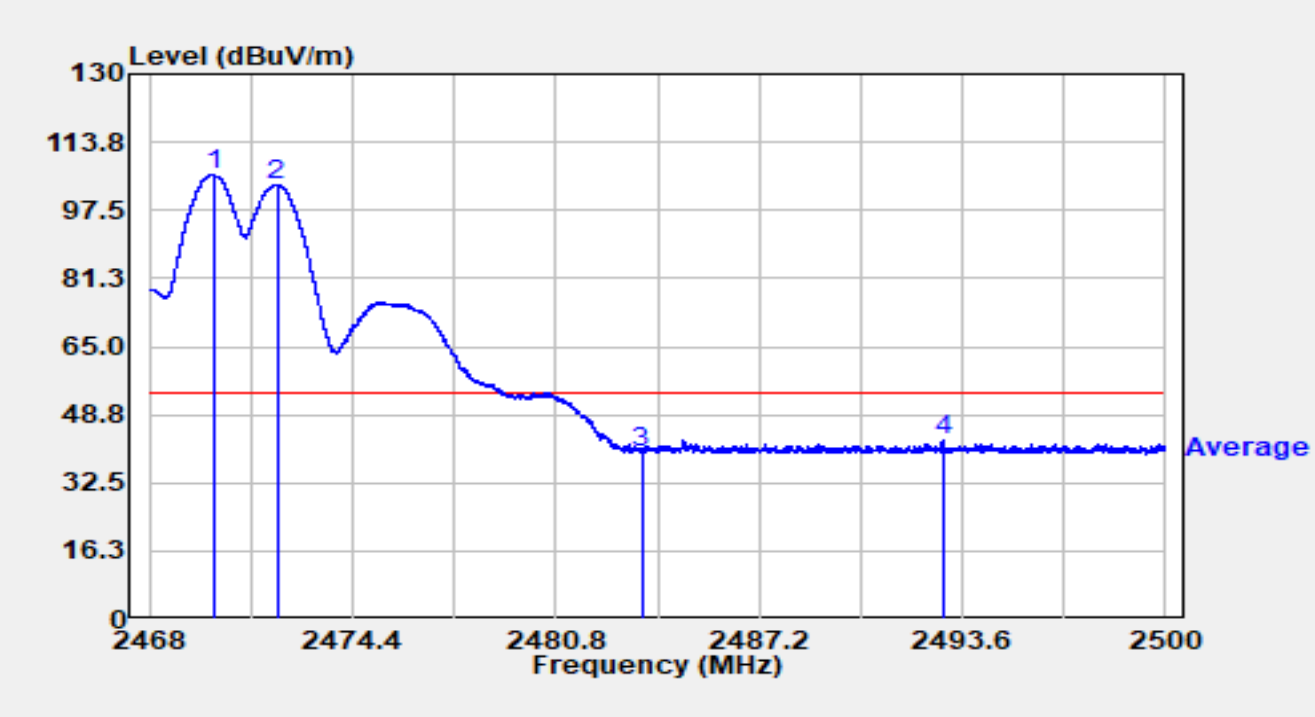

No	Mark	Frequency (MHz)	Reading (dBμV)	C.F (dB/m)	Measurement (dBμV/m)	Margin (dB)	Limit (dBμV/m)	Detector
1		2470.022	73.71	32.38	106.09	N/A	N/A	Average
2		2472.016	71.25	32.38	103.64	N/A	N/A	Average
3		2483.500	7.39	32.38	39.77	-14.23	54.00	Average
4	*	2492.982	10.29	32.38	42.67	-11.33	54.00	Average

Notes:

1. " *", means this data is the worst emission level.
2. C.F (dB/m) = Antenna Factor (dB/m)+ Cable Loss (dB).
3. Measurement(dBμV/m) = Reading(dBμV) + C.F (dB/m).

Site	WZ-AC2	Test Date	2024-07-28
Test Engineer	Dick Shen	Temp./Humidity	25.5°C/56.8%
Factor	BBHA 9120D_1457_1-18GHz	Polarity	Horizontal
EUT	ACCESS POINT	Test Voltage	AC 120V/60Hz
Test Mode	Transmit at Ant 2 2470MHz Ant 1 2474MHZ		

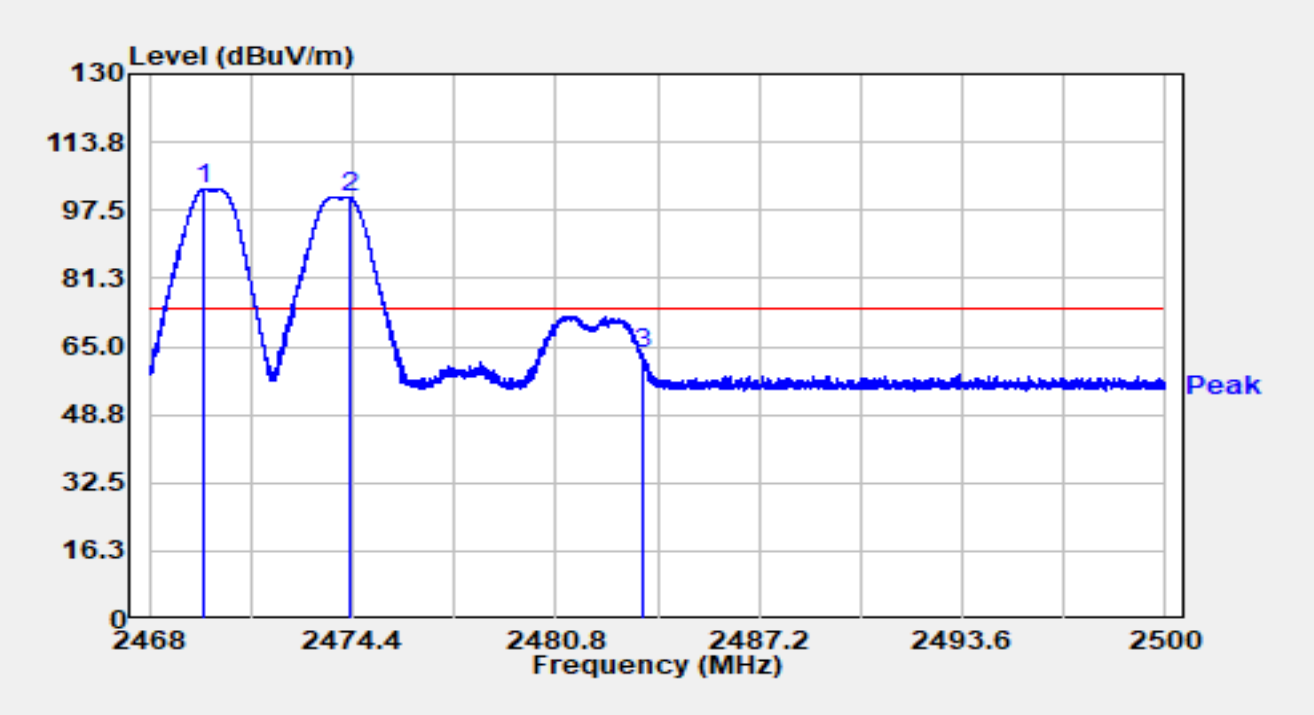

No	Mark	Frequency (MHz)	Reading (dBµV)	C.F (dB/m)	Measurement (dBµV/m)	Margin (dB)	Limit (dBµV/m)	Detector
1		2469.722	70.12	32.38	102.50	N/A	N/A	Peak
2		2474.349	67.97	32.39	100.36	N/A	N/A	Peak
3	*	2483.501	30.68	32.38	63.06	-10.94	74.00	Peak

Notes:

1. " *", means this data is the worst emission level.

2. C.F (dB/m) = Antenna Factor (dB/m)+ Cable Loss (dB).

3. Measurement(dBµV/m) = Reading(dBµV) + C.F (dB/m).

Site	WZ-AC2	Test Date	2024-07-28
Test Engineer	Dick Shen	Temp./Humidity	25.5°C/56.8%
Factor	BBHA 9120D_1457_1-18GHz	Polarity	Horizontal
EUT	ACCESS POINT	Test Voltage	AC 120V/60Hz
Test Mode	Transmit at Ant 2 2470MHz Ant 1 2474MHZ		

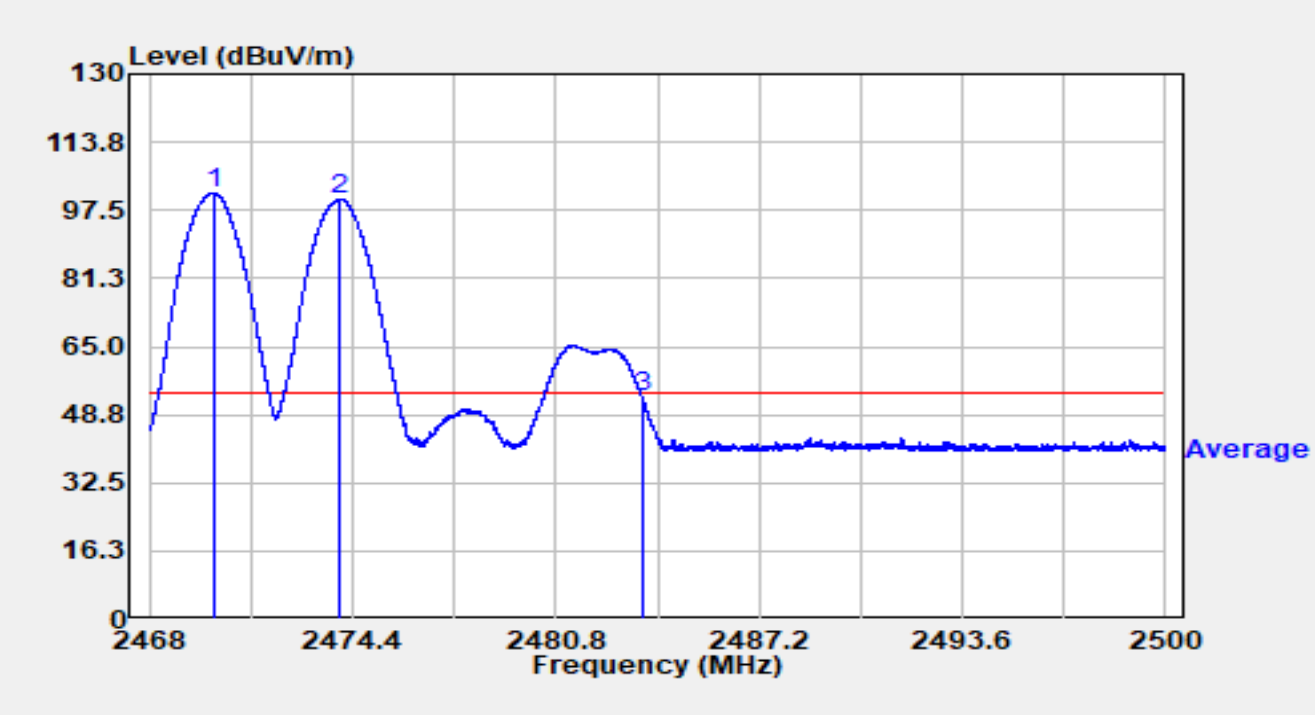

No	Mark	Frequency (MHz)	Reading (dBμV)	C.F (dB/m)	Measurement (dBμV/m)	Margin (dB)	Limit (dBμV/m)	Detector
1		2470.016	69.29	32.38	101.67	N/A	N/A	Average
2		2474.022	67.70	32.39	100.09	N/A	N/A	Average
3	*	2483.501	20.63	32.38	53.01	-0.99	54.00	Average

Notes:

1. " *", means this data is the worst emission level.
2. C.F (dB/m) = Antenna Factor (dB/m)+ Cable Loss (dB).
3. Measurement(dBμV/m) = Reading(dBμV) + C.F (dB/m).

Site	WZ-AC2	Test Date	2024-07-28
Test Engineer	Dick Shen	Temp./Humidity	25.5°C/56.8%
Factor	BBHA 9120D_1457_1-18GHz	Polarity	Vertical
EUT	ACCESS POINT	Test Voltage	AC 120V/60Hz
Test Mode	Transmit at Ant 2 2470MHz Ant 1 2474MHZ		

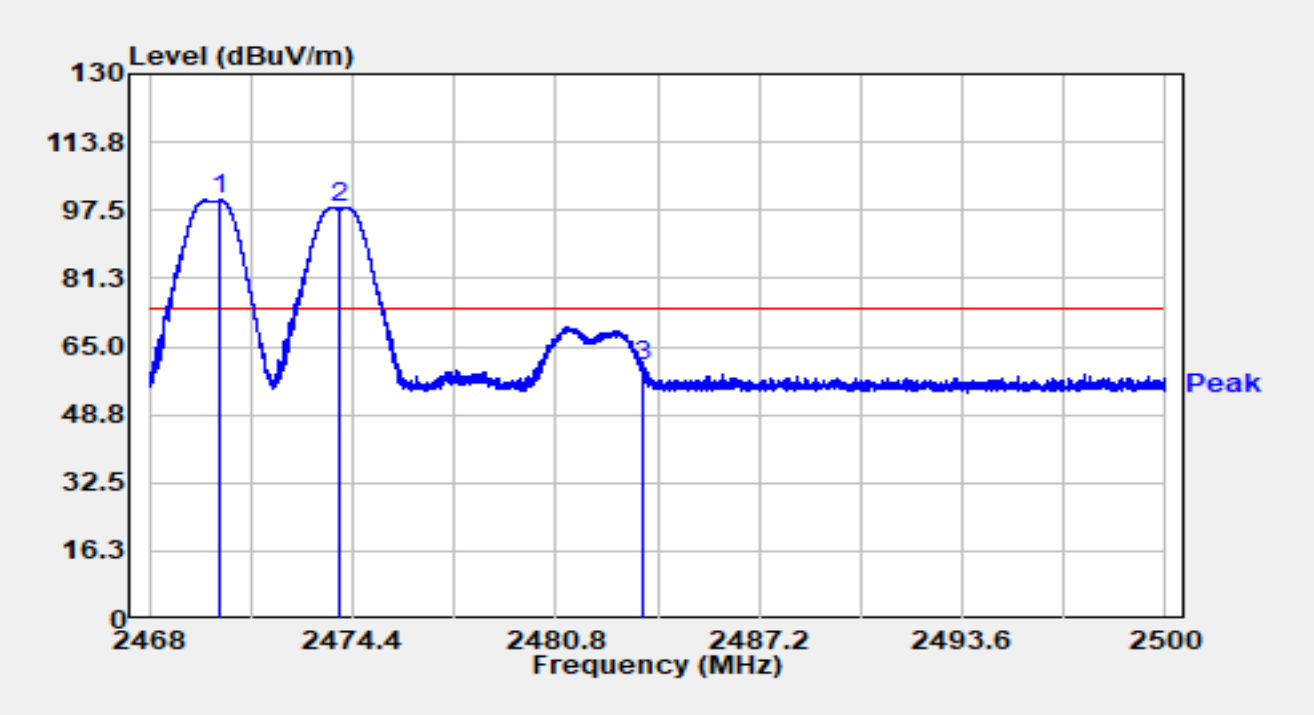

No	Mark	Frequency (MHz)	Reading (dBµV)	C.F (dB/m)	Measurement (dBµV/m)	Margin (dB)	Limit (dBµV/m)	Detector
1		2470.221	67.54	32.38	99.92	N/A	N/A	Peak
2		2473.971	65.74	32.39	98.13	N/A	N/A	Peak
3	*	2483.501	27.96	32.38	60.34	-13.66	74.00	Peak

Notes:

1. " *", means this data is the worst emission level.

2. C.F (dB/m) = Antenna Factor (dB/m)+ Cable Loss (dB).

3. Measurement(dBµV/m) = Reading(dBµV) + C.F (dB/m).

Site	WZ-AC2	Test Date	2024-07-20
Test Engineer	Dick Shen	Temp./Humidity	25.5°C/56.8%
Factor	BBHA 9120D_1457_1-18GHz	Polarity	Vertical
EUT	ACCESS POINT	Test Voltage	AC 120V/60Hz
Test Mode	Transmit at Ant 2 2470MHz Ant 1 2474MHZ		

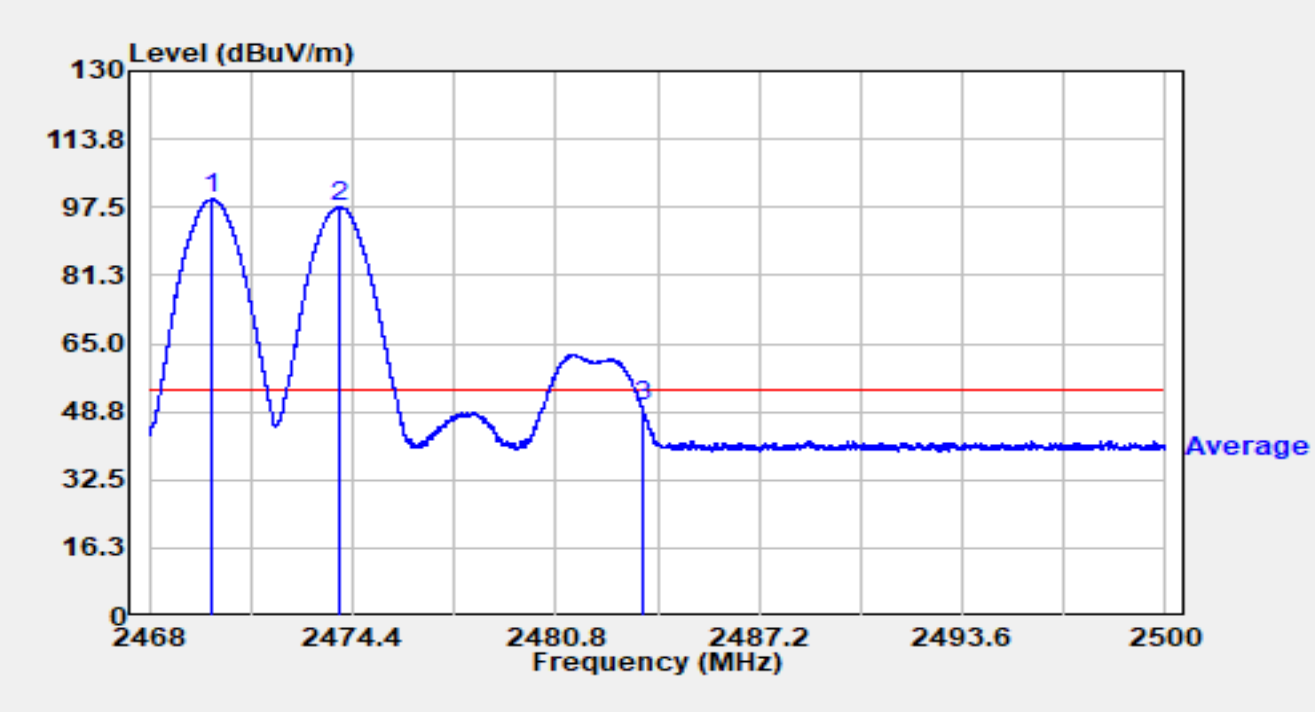

No	Mark	Frequency (MHz)	Reading (dBµV)	C.F (dB/m)	Measurement (dBµV/m)	Margin (dB)	Limit (dBµV/m)	Detector
1		2469.990	67.02	32.38	99.40	N/A	N/A	Average
2		2474.016	65.14	32.39	97.53	N/A	N/A	Average
3	*	2483.501	17.63	32.38	50.01	-3.99	54.00	Average

Notes:

1. " *", means this data is the worst emission level.
2. C.F (dB/m) = Antenna Factor (dB/m)+ Cable Loss (dB).
3. Measurement(dBµV/m) = Reading(dBµV) + C.F (dB/m).

Site	WZ-AC2	Test Date	2024-07-28
Test Engineer	Dick Shen	Temp./Humidity	25.5°C/56.8%
Factor	BBHA 9120D_1457_1-18GHz	Polarity	Horizontal
EUT	ACCESS POINT	Test Voltage	AC 120V/60Hz
Test Mode	Transmit at Ant 2 2470MHz Ant 1 2476MHZ		

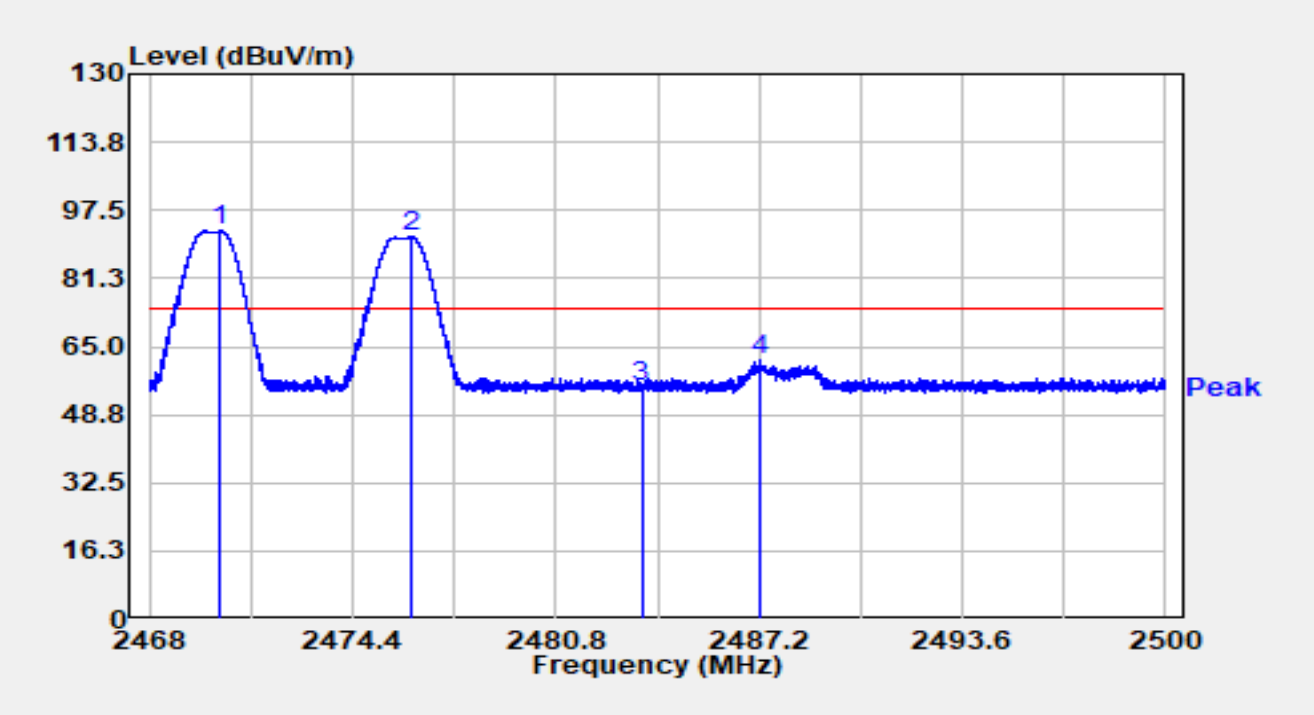

No	Mark	Frequency (MHz)	Reading (dBμV)	C.F (dB/m)	Measurement (dBμV/m)	Margin (dB)	Limit (dBμV/m)	Detector
1		2470.240	60.24	32.38	92.62	N/A	N/A	Peak
2		2476.214	58.69	32.39	91.07	N/A	N/A	Peak
3		2483.500	23.19	32.38	55.57	-18.43	74.00	Peak
4	*	2487.219	29.37	32.38	61.75	-12.25	74.00	Peak

Notes:

1. " *", means this data is the worst emission level.
2. C.F (dB/m) = Antenna Factor (dB/m)+ Cable Loss (dB).
3. Measurement(dBμV/m) = Reading(dBμV) + C.F (dB/m).

Site	WZ-AC2	Test Date	2024-07-20
Test Engineer	Dick Shen	Temp./Humidity	25.5°C/56.8%
Factor	BBHA 9120D_1457_1-18GHz	Polarity	Horizontal
EUT	ACCESS POINT	Test Voltage	AC 120V/60Hz
Test Mode	Transmit at Ant 2 2470MHz Ant 1 2476MHZ		

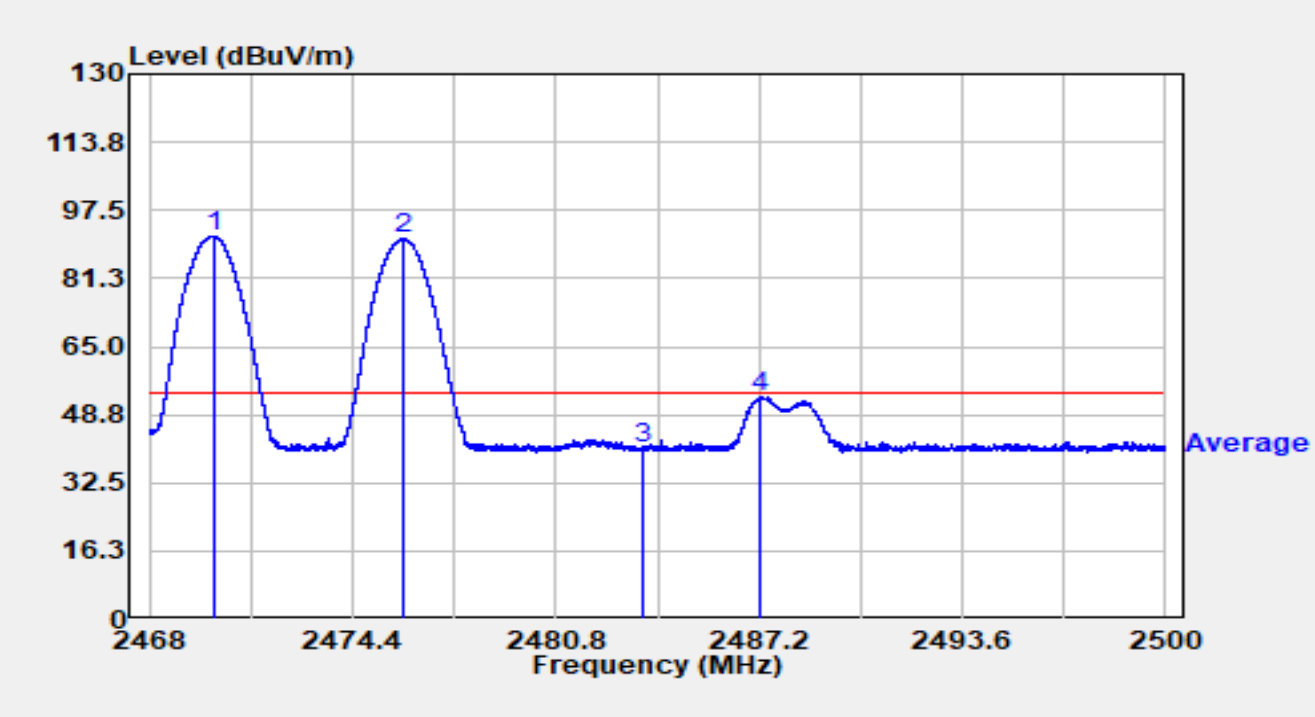

No	Mark	Frequency (MHz)	Reading (dBμV)	C.F (dB/m)	Measurement (dBμV/m)	Margin (dB)	Limit (dBμV/m)	Detector
1		2470.013	59.07	32.38	91.45	N/A	N/A	Average
2		2476.006	58.34	32.39	90.73	N/A	N/A	Average
3		2483.501	8.23	32.38	40.62	-13.38	54.00	Average
4	*	2487.232	20.78	32.38	53.17	-0.83	54.00	Average

Notes:

1. " *", means this data is the worst emission level.
2. C.F (dB/m) = Antenna Factor (dB/m)+ Cable Loss (dB).
3. Measurement(dBμV/m) = Reading(dBμV) + C.F (dB/m).

Site	WZ-AC2	Test Date	2024-07-28
Test Engineer	Dick Shen	Temp./Humidity	25.5°C/56.8%
Factor	BBHA 9120D_1457_1-18GHz	Polarity	Vertical
EUT	ACCESS POINT	Test Voltage	AC 120V/60Hz
Test Mode	Transmit at Ant 2 2470MHz Ant 1 2476MHZ		

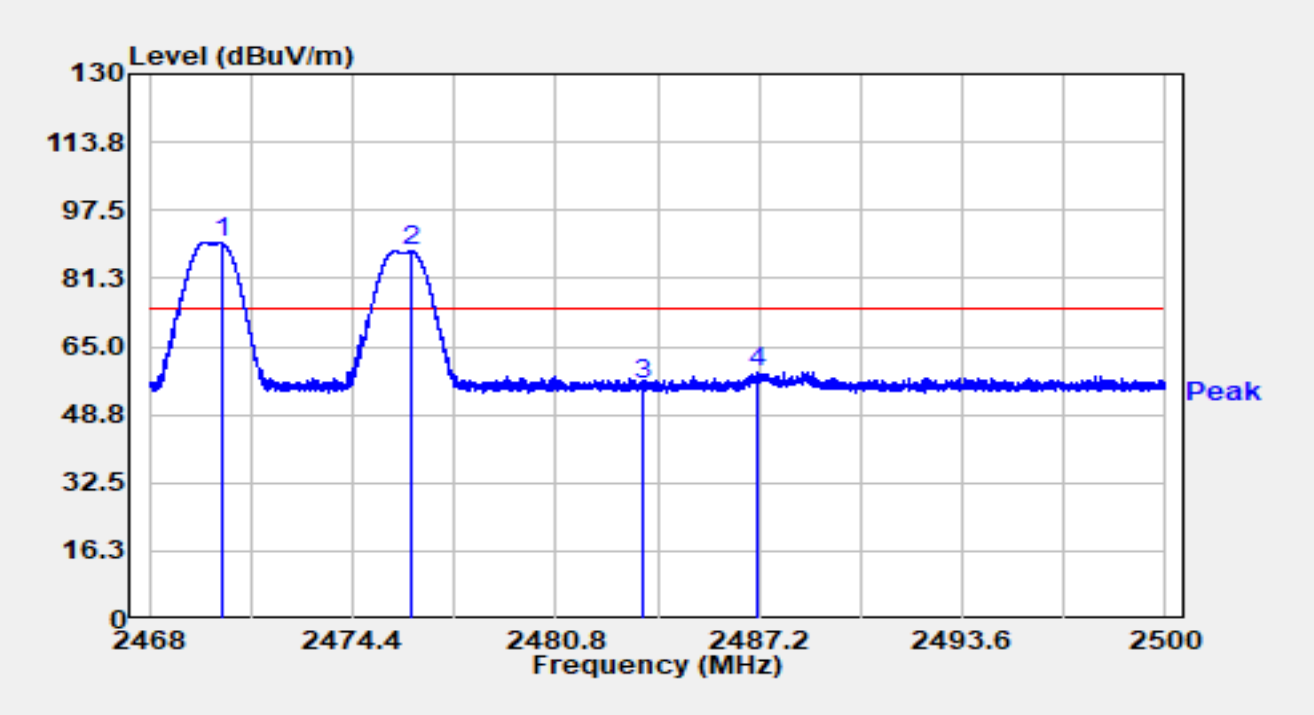

No	Mark	Frequency (MHz)	Reading (dBμV)	C.F (dB/m)	Measurement (dBμV/m)	Margin (dB)	Limit (dBμV/m)	Detector
1		2470.259	57.41	32.38	89.79	N/A	N/A	Peak
2		2476.218	55.30	32.39	87.69	N/A	N/A	Peak
3		2483.501	23.33	32.38	55.71	-18.29	74.00	Peak
4	*	2487.165	26.53	32.38	58.91	-15.09	74.00	Peak

Notes:

1. " *", means this data is the worst emission level.
2. C.F (dB/m) = Antenna Factor (dB/m)+ Cable Loss (dB).
3. Measurement(dBμV/m) = Reading(dBμV) + C.F (dB/m).

Site	WZ-AC2	Test Date	2024-07-28
Test Engineer	Dick Shen	Temp./Humidity	25.5°C/56.8%
Factor	BBHA 9120D_1457_1-18GHz	Polarity	Vertical
EUT	ACCESS POINT	Test Voltage	AC 120V/60Hz
Test Mode	Transmit at Ant 2 2470MHz Ant 1 2476MHZ		

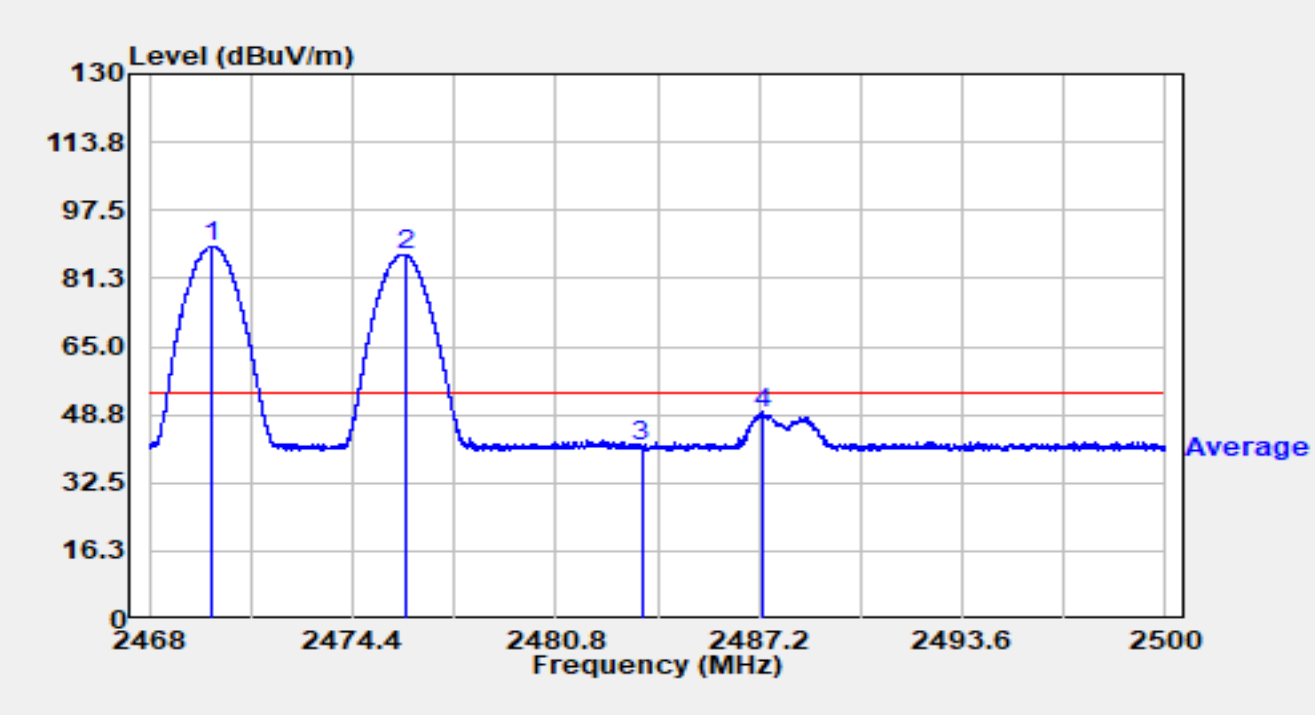

No	Mark	Frequency (MHz)	Reading (dBμV)	C.F (dB/m)	Measurement (dBμV/m)	Margin (dB)	Limit (dBμV/m)	Detector
1		2469.962	56.62	32.38	89.00	N/A	N/A	Average
2		2476.058	54.61	32.39	87.00	N/A	N/A	Average
3		2483.500	8.79	32.38	41.17	-12.83	54.00	Average
4	*	2487.341	16.50	32.38	48.88	-5.12	54.00	Average

Notes:

1. " *", means this data is the worst emission level.
2. C.F (dB/m) = Antenna Factor (dB/m)+ Cable Loss (dB).
3. Measurement(dBμV/m) = Reading(dBμV) + C.F (dB/m).

Site	WZ-AC2	Test Date	2024-07-20
Test Engineer	Dick Shen	Temp./Humidity	25.5°C/56.8%
Factor	BBHA 9120D_1457_1-18GHz	Polarity	Horizontal
EUT	ACCESS POINT	Test Voltage	AC 120V/60Hz
Test Mode	Transmit at Ant 2 2470MHz Ant 1 2478MHZ		

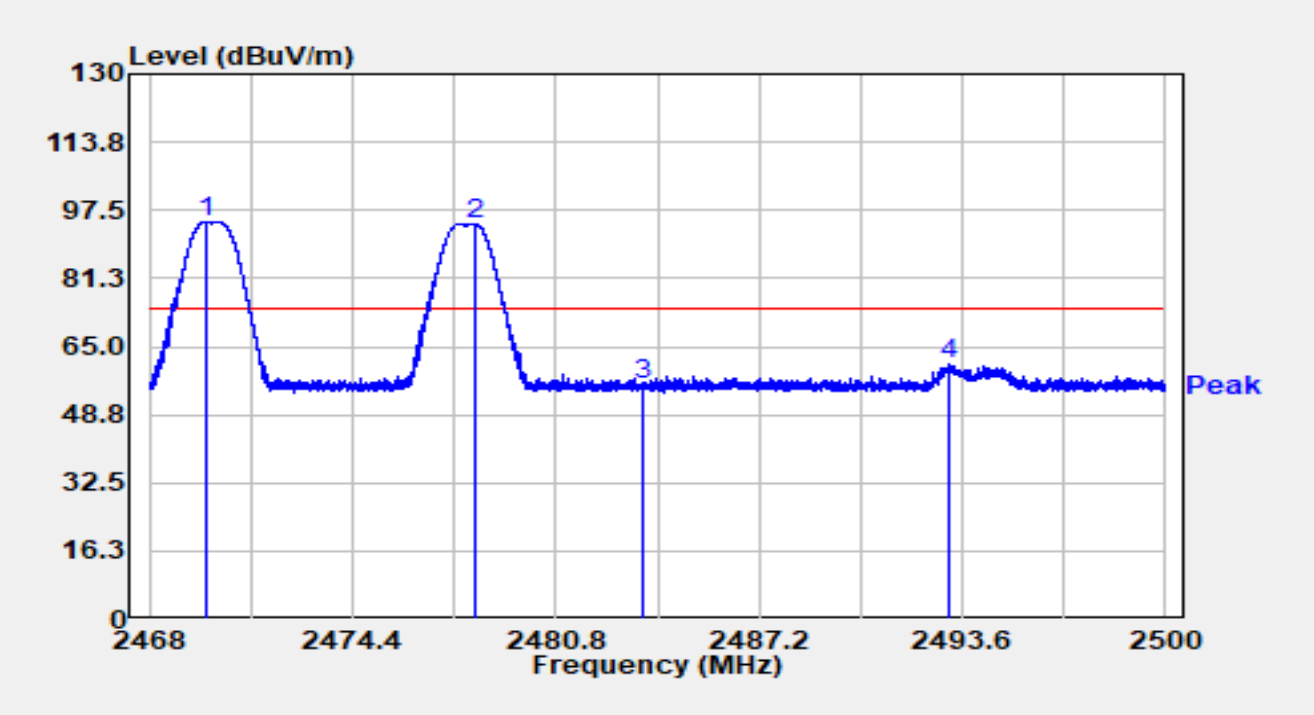

No	Mark	Frequency (MHz)	Reading (dBμV)	C.F (dB/m)	Measurement (dBμV/m)	Margin (dB)	Limit (dBμV/m)	Detector
1		2469.770	62.40	32.38	94.78	N/A	N/A	Peak
2		2478.227	61.93	32.38	94.31	N/A	N/A	Peak
3		2483.501	23.38	32.38	55.77	-18.23	74.00	Peak
4	*	2493.162	28.53	32.38	60.91	-13.09	74.00	Peak

Notes:

1. " *", means this data is the worst emission level.
2. C.F (dB/m) = Antenna Factor (dB/m)+ Cable Loss (dB).
3. Measurement(dBμV/m) = Reading(dBμV) + C.F (dB/m).

Site	WZ-AC2	Test Date	2024-07-20
Test Engineer	Dick Shen	Temp./Humidity	25.5°C/56.8%
Factor	BBHA 9120D_1457_1-18GHz	Polarity	Horizontal
EUT	ACCESS POINT	Test Voltage	AC 120V/60Hz
Test Mode	Transmit at Ant 2 2470MHz Ant 1 2478MHZ		

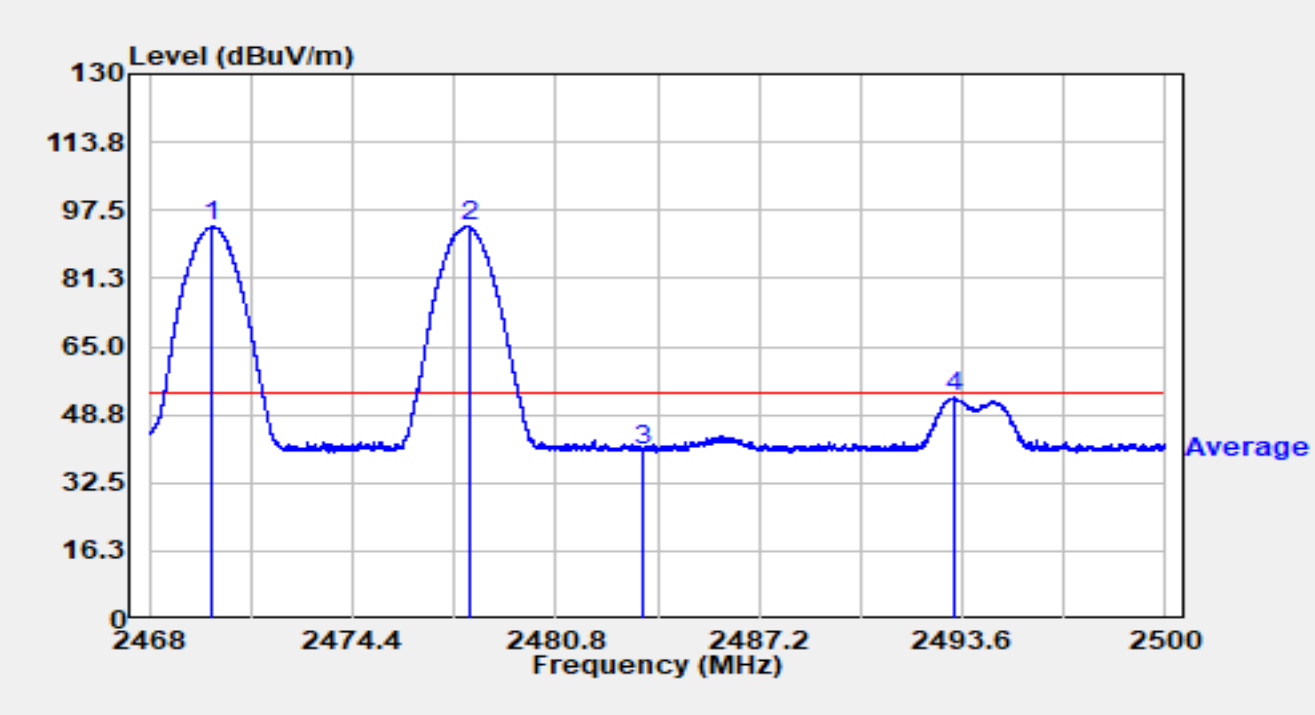

No	Mark	Frequency (MHz)	Reading (dBμV)	C.F (dB/m)	Measurement (dBμV/m)	Margin (dB)	Limit (dBμV/m)	Detector
1		2469.990	61.19	32.38	93.56	N/A	N/A	Average
2		2478.058	61.29	32.38	93.68	N/A	N/A	Average
3		2483.501	8.06	32.38	40.44	-13.56	54.00	Average
4	*	2493.363	20.56	32.38	52.95	-1.05	54.00	Average

Notes:

1. " *", means this data is the worst emission level.
2. C.F (dB/m) = Antenna Factor (dB/m)+ Cable Loss (dB).
3. Measurement(dBμV/m) = Reading(dBμV) + C.F (dB/m).

Site	WZ-AC2	Test Date	2024-07-20
Test Engineer	Dick Shen	Temp./Humidity	25.5°C/56.8%
Factor	BBHA 9120D_1457_1-18GHz	Polarity	Vertical
EUT	ACCESS POINT	Test Voltage	AC 120V/60Hz
Test Mode	Transmit at Ant 2 2470MHz Ant 1 2478MHZ		

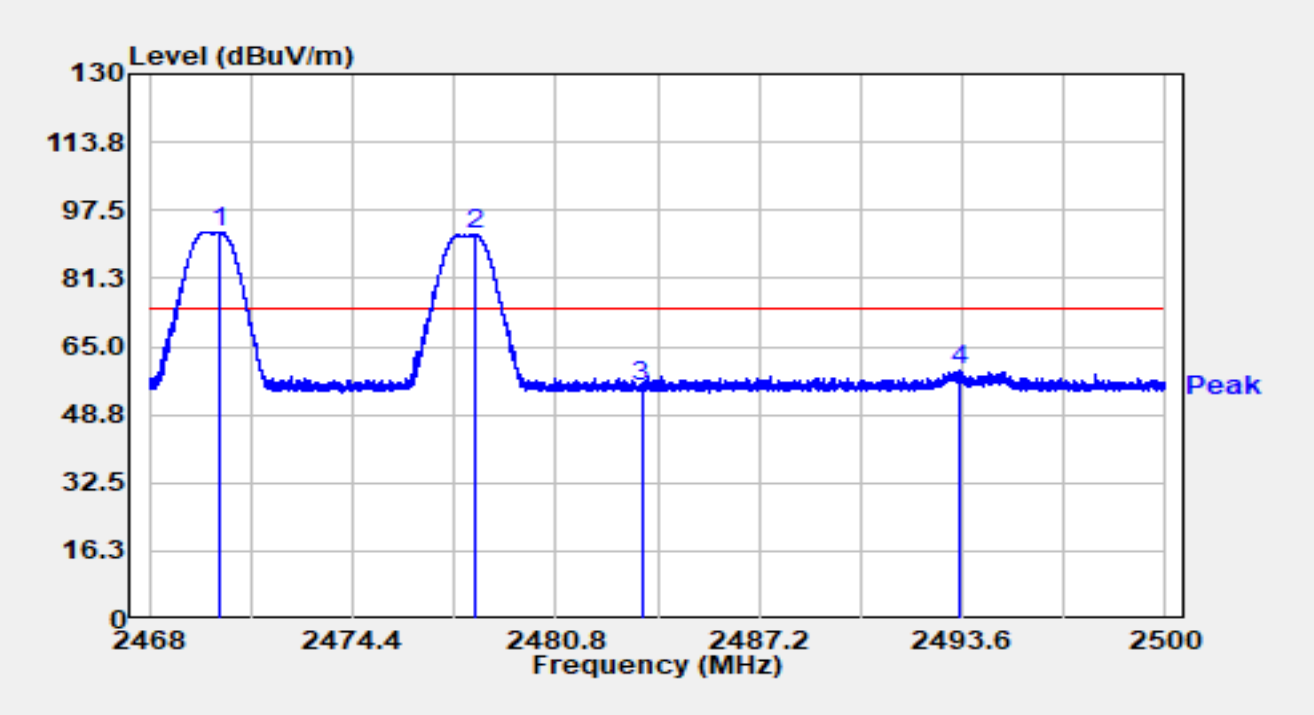

No	Mark	Frequency (MHz)	Reading (dBμV)	C.F (dB/m)	Measurement (dBμV/m)	Margin (dB)	Limit (dBμV/m)	Detector
1		2470.211	60.01	32.38	92.38	N/A	N/A	Peak
2		2478.253	59.25	32.38	91.64	N/A	N/A	Peak
3		2483.500	23.15	32.38	55.53	-18.47	74.00	Peak
4	*	2493.533	27.08	32.38	59.46	-14.54	74.00	Peak

Notes:

1. " *", means this data is the worst emission level.
2. C.F (dB/m) = Antenna Factor (dB/m)+ Cable Loss (dB).
3. Measurement(dBμV/m) = Reading(dBμV) + C.F (dB/m).

Site	WZ-AC2	Test Date	2024-07-28
Test Engineer	Dick Shen	Temp./Humidity	25.5°C/56.8%
Factor	BBHA 9120D_1457_1-18GHz	Polarity	Vertical
EUT	ACCESS POINT	Test Voltage	AC 120V/60Hz
Test Mode	Transmit at Ant 2 2470MHz Ant 1 2478MHZ		

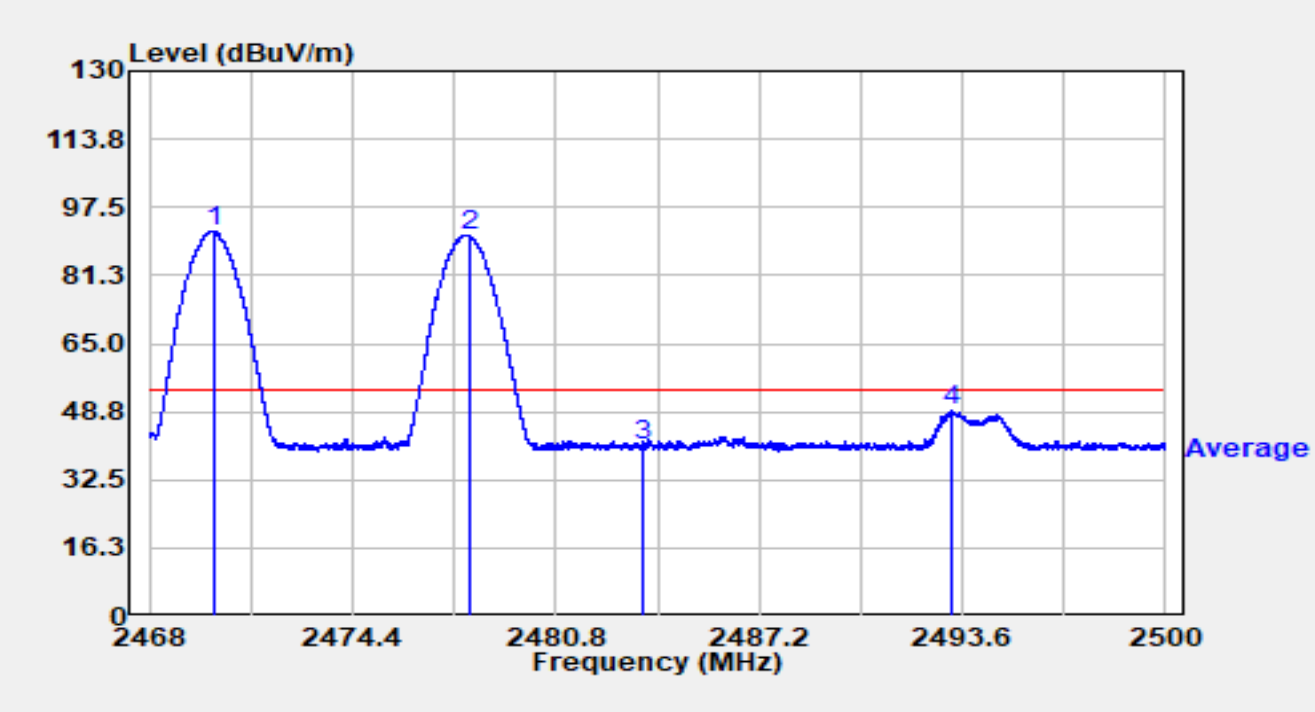

No	Mark	Frequency (MHz)	Reading (dBµV)	C.F (dB/m)	Measurement (dBµV/m)	Margin (dB)	Limit (dBµV/m)	Detector
1		2470.058	59.32	32.38	91.70	N/A	N/A	Average
2		2478.061	58.48	32.38	90.86	N/A	N/A	Average
3		2483.501	8.55	32.38	40.93	-13.07	54.00	Average
4	*	2493.248	16.74	32.38	49.12	-4.88	54.00	Average

Notes:

1. " *", means this data is the worst emission level.
2. C.F (dB/m) = Antenna Factor (dB/m)+ Cable Loss (dB).
3. Measurement(dBµV/m) = Reading(dBµV) + C.F (dB/m).

Site	WZ-AC2	Test Date	2024-07-28
Test Engineer	Dick Shen	Temp./Humidity	25.5°C/56.8%
Factor	BBHA 9120D_1457_1-18GHz	Polarity	Horizontal
EUT	ACCESS POINT	Test Voltage	AC 120V/60Hz
Test Mode	Transmit at Ant 2 2470MHz Ant 1 2480MHZ		

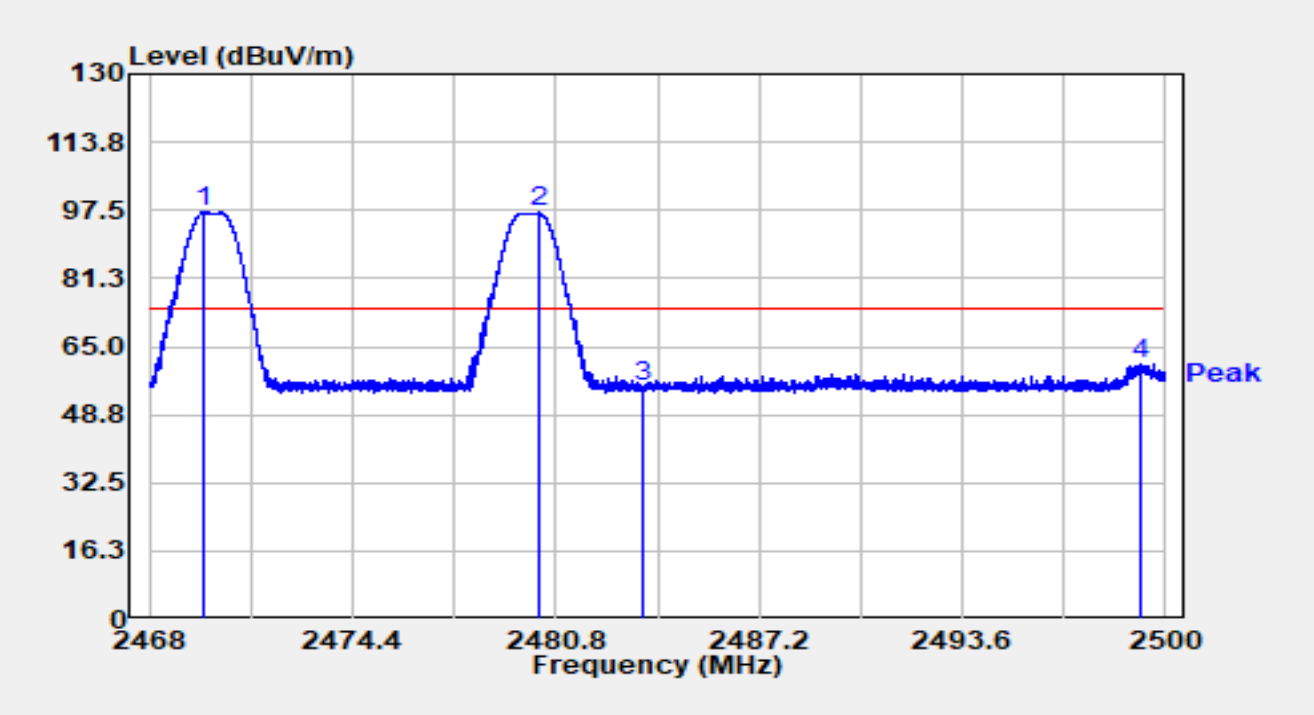

No	Mark	Frequency (MHz)	Reading (dBμV)	C.F (dB/m)	Measurement (dBμV/m)	Margin (dB)	Limit (dBμV/m)	Detector
1		2469.744	64.65	32.38	97.03	N/A	N/A	Peak
2		2480.234	64.51	32.38	96.89	N/A	N/A	Peak
3		2483.501	22.94	32.38	55.32	-18.68	74.00	Peak
4	*	2499.190	28.43	32.40	60.83	-13.17	74.00	Peak

Notes:

1. " *", means this data is the worst emission level.
2. C.F (dB/m) = Antenna Factor (dB/m)+ Cable Loss (dB).
3. Measurement(dBμV/m) = Reading(dBμV) + C.F (dB/m).

Site	WZ-AC2	Test Date	2024-07-28
Test Engineer	Dick Shen	Temp./Humidity	25.5°C/56.8%
Factor	BBHA 9120D_1457_1-18GHz	Polarity	Horizontal
EUT	ACCESS POINT	Test Voltage	AC 120V/60Hz
Test Mode	Transmit at Ant 2 2470MHz Ant 1 2480MHZ		

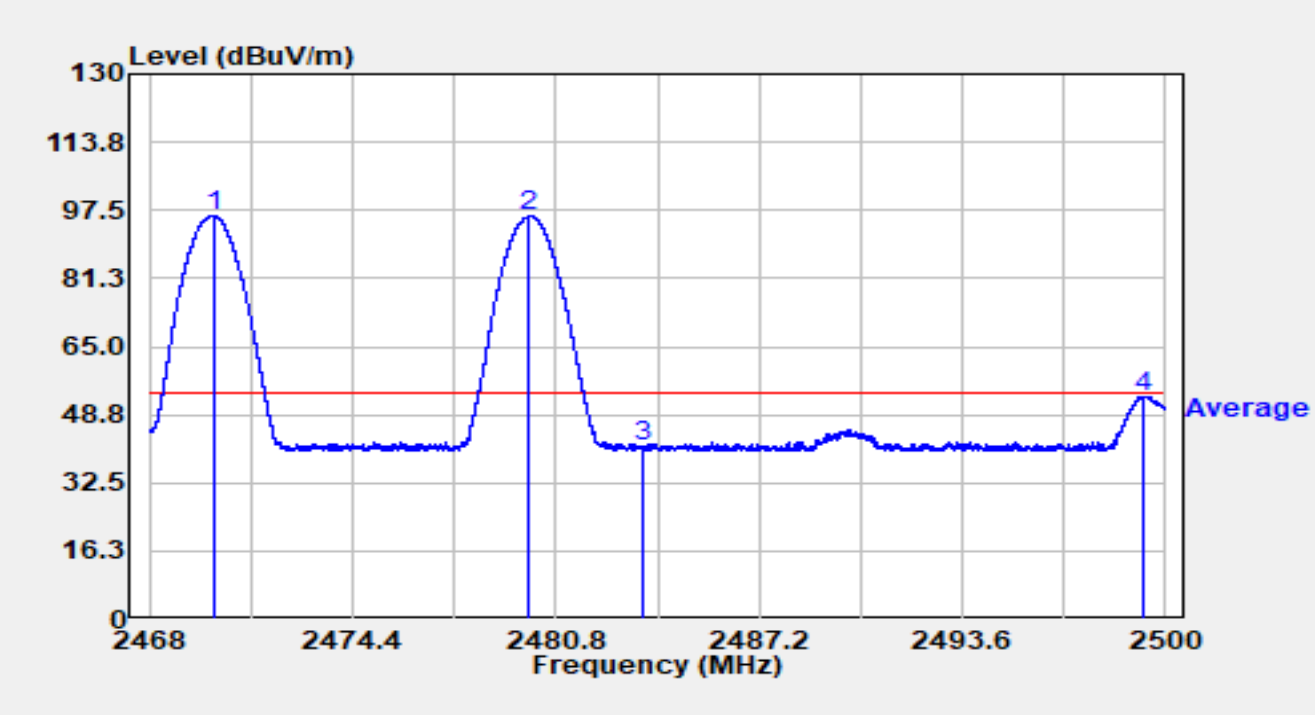

No	Mark	Frequency (MHz)	Reading (dBμV)	C.F (dB/m)	Measurement (dBμV/m)	Margin (dB)	Limit (dBμV/m)	Detector
1		2470.006	64.00	32.38	96.38	N/A	N/A	Average
2		2479.968	63.77	32.38	96.16	N/A	N/A	Average
3		2483.501	8.64	32.38	41.02	-12.98	54.00	Average
4	*	2499.280	20.76	32.40	53.16	-0.84	54.00	Average

Notes:

1. " *", means this data is the worst emission level.
2. C.F (dB/m) = Antenna Factor (dB/m)+ Cable Loss (dB).
3. Measurement(dBμV/m) = Reading(dBμV) + C.F (dB/m).

Site	WZ-AC2	Test Date	2024-07-20
Test Engineer	Dick Shen	Temp./Humidity	25.5°C/56.8%
Factor	BBHA 9120D_1457_1-18GHz	Polarity	Vertical
EUT	ACCESS POINT	Test Voltage	AC 120V/60Hz
Test Mode	Transmit at Ant 2 2470MHz Ant 1 2480MHZ		

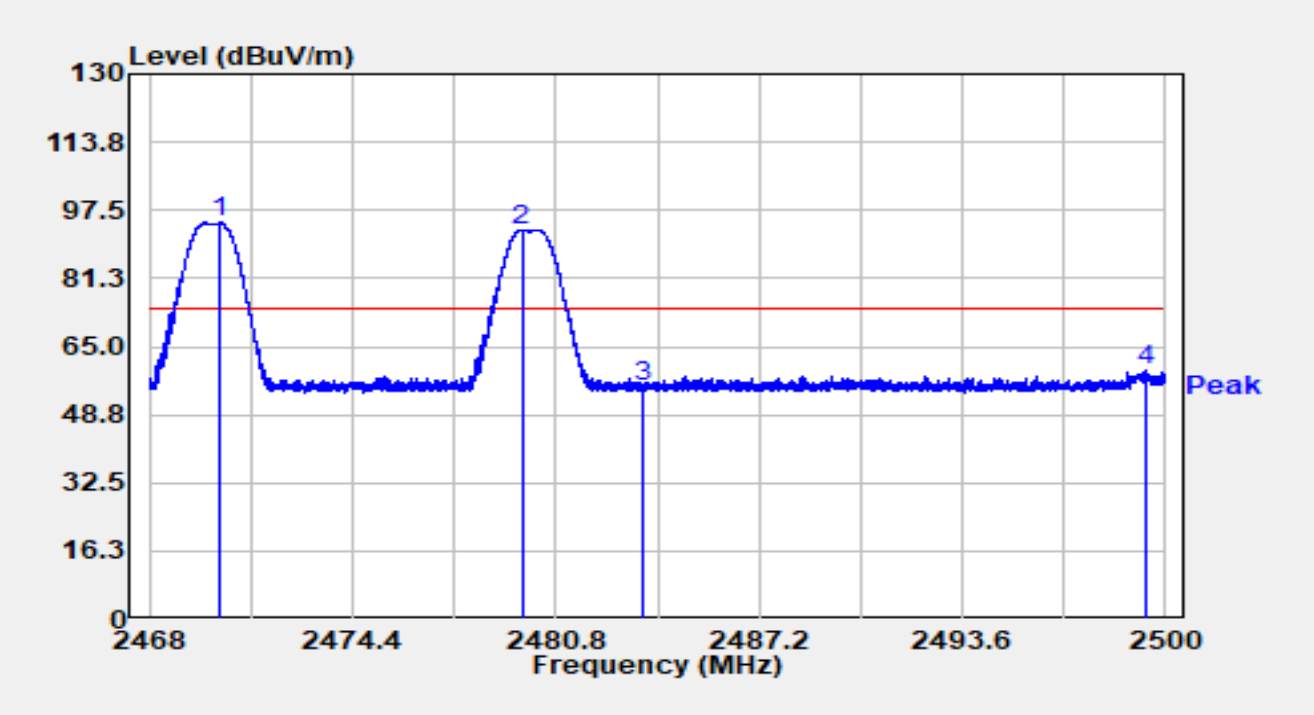

No	Mark	Frequency (MHz)	Reading (dBμV)	C.F (dB/m)	Measurement (dBμV/m)	Margin (dB)	Limit (dBμV/m)	Detector
1		2470.214	62.14	32.38	94.52	N/A	N/A	Peak
2		2479.728	60.50	32.38	92.89	N/A	N/A	Peak
3		2483.501	23.19	32.38	55.57	-18.43	74.00	Peak
4	*	2499.354	26.72	32.41	59.13	-14.87	74.00	Peak

Notes:

1. " *", means this data is the worst emission level.
2. C.F (dB/m) = Antenna Factor (dB/m)+ Cable Loss (dB).
3. Measurement(dBμV/m) = Reading(dBμV) + C.F (dB/m).

Site	WZ-AC2	Test Date	2024-07-20
Test Engineer	Dick Shen	Temp./Humidity	25.5°C/56.8%
Factor	BBHA 9120D_1457_1-18GHz	Polarity	Vertical
EUT	ACCESS POINT	Test Voltage	AC 120V/60Hz
Test Mode	Transmit at Ant 2 2470MHz Ant 1 2480MHZ		

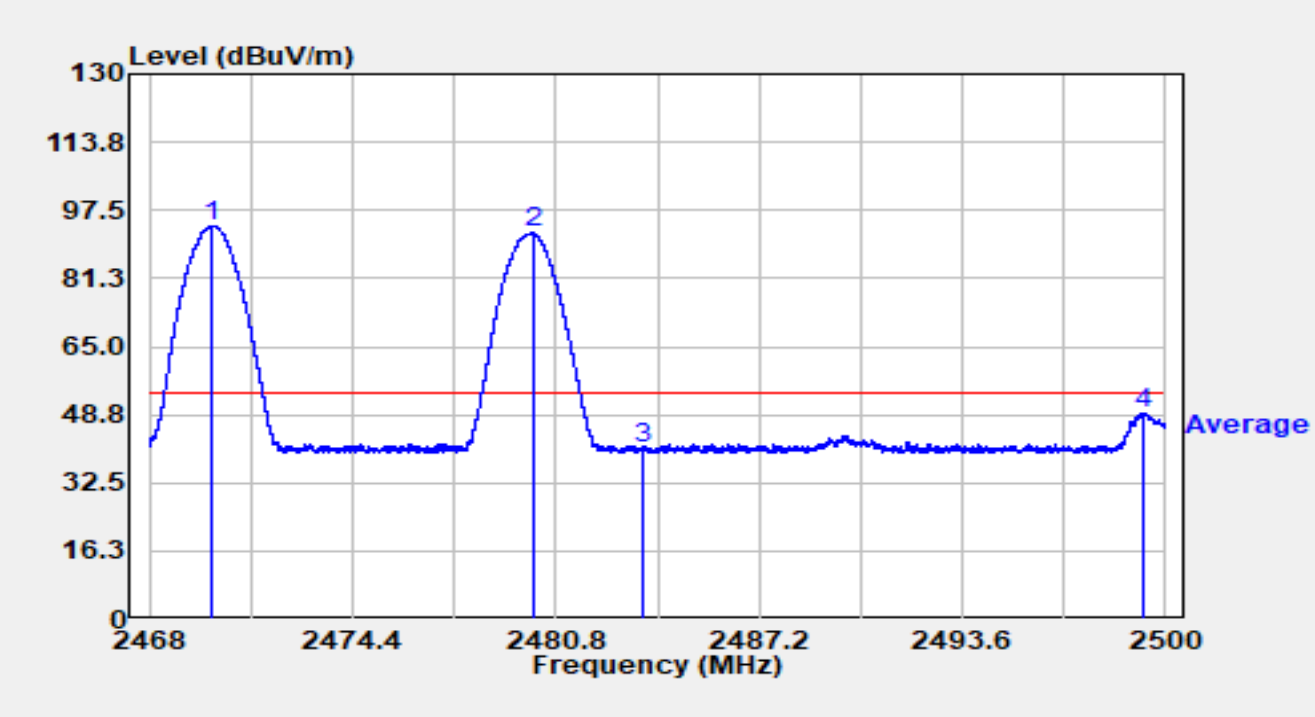

No	Mark	Frequency (MHz)	Reading (dBμV)	C.F (dB/m)	Measurement (dBμV/m)	Margin (dB)	Limit (dBμV/m)	Detector
1		2469.968	61.36	32.38	93.74	N/A	N/A	Average
2		2480.083	59.68	32.38	92.07	N/A	N/A	Average
3		2483.501	8.47	32.38	40.85	-13.15	54.00	Average
4	*	2499.286	16.51	32.40	48.91	-5.09	54.00	Average

Notes:

1. " *", means this data is the worst emission level.
2. C.F (dB/m) = Antenna Factor (dB/m)+ Cable Loss (dB).
3. Measurement(dBμV/m) = Reading(dBμV) + C.F (dB/m).

Site	WZ-AC2	Test Date	2024-07-20
Test Engineer	Dick Shen	Temp./Humidity	25.5°C/56.8%
Factor	BBHA 9120D_1457_1-18GHz	Polarity	Horizontal
EUT	ACCESS POINT	Test Voltage	AC 120V/60Hz
Test Mode	Transmit at Ant 2 2472MHz Ant 1 2468MHZ		

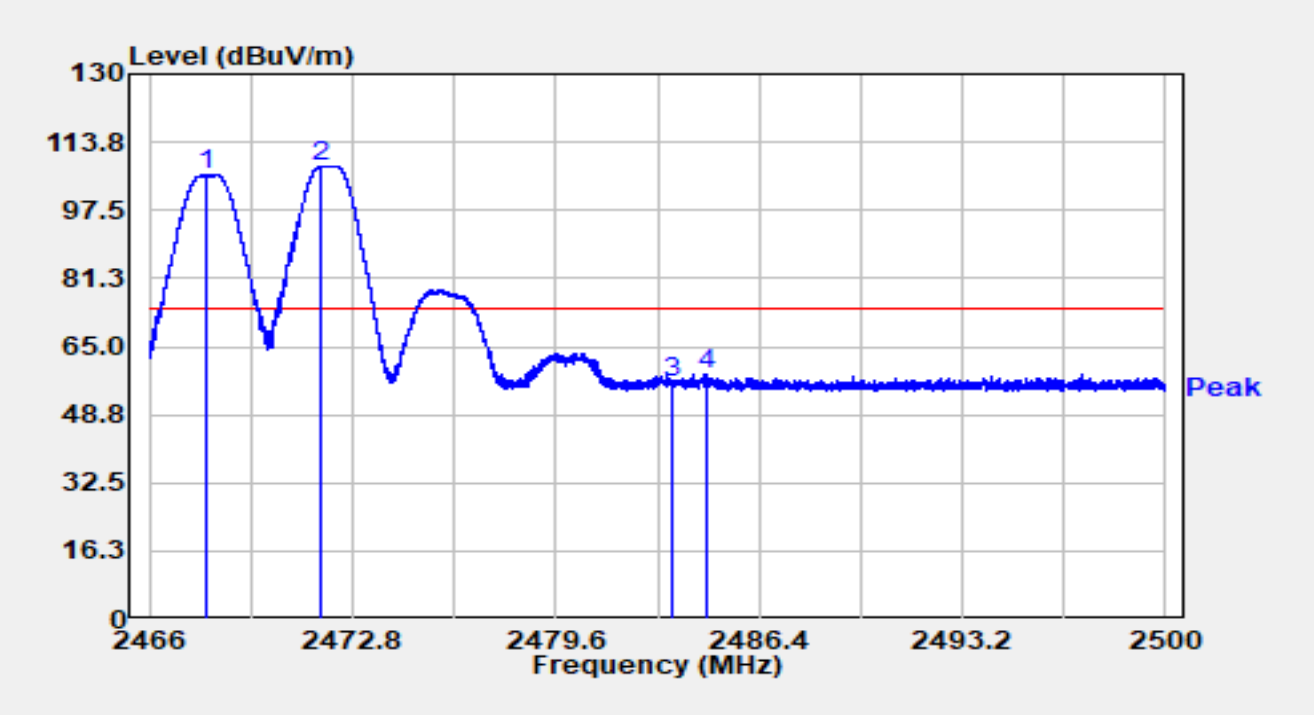

No	Mark	Frequency (MHz)	Reading (dBμV)	C.F (dB/m)	Measurement (dBμV/m)	Margin (dB)	Limit (dBμV/m)	Detector
1		2467.924	73.63	32.37	106.01	N/A	N/A	Peak
2		2471.719	75.73	32.38	108.11	N/A	N/A	Peak
3		2483.500	24.01	32.38	56.39	-17.61	74.00	Peak
4	*	2484.625	25.90	32.38	58.28	-15.72	74.00	Peak

Notes:

1. " *", means this data is the worst emission level.
2. C.F (dB/m) = Antenna Factor (dB/m)+ Cable Loss (dB).
3. Measurement(dBμV/m) = Reading(dBμV) + C.F (dB/m).

Site	WZ-AC2	Test Date	2024-07-20
Test Engineer	Dick Shen	Temp./Humidity	25.5°C/56.8%
Factor	BBHA 9120D_1457_1-18GHz	Polarity	Horizontal
EUT	ACCESS POINT	Test Voltage	AC 120V/60Hz
Test Mode	Transmit at Ant 2 2472MHz Ant 1 2468MHZ		

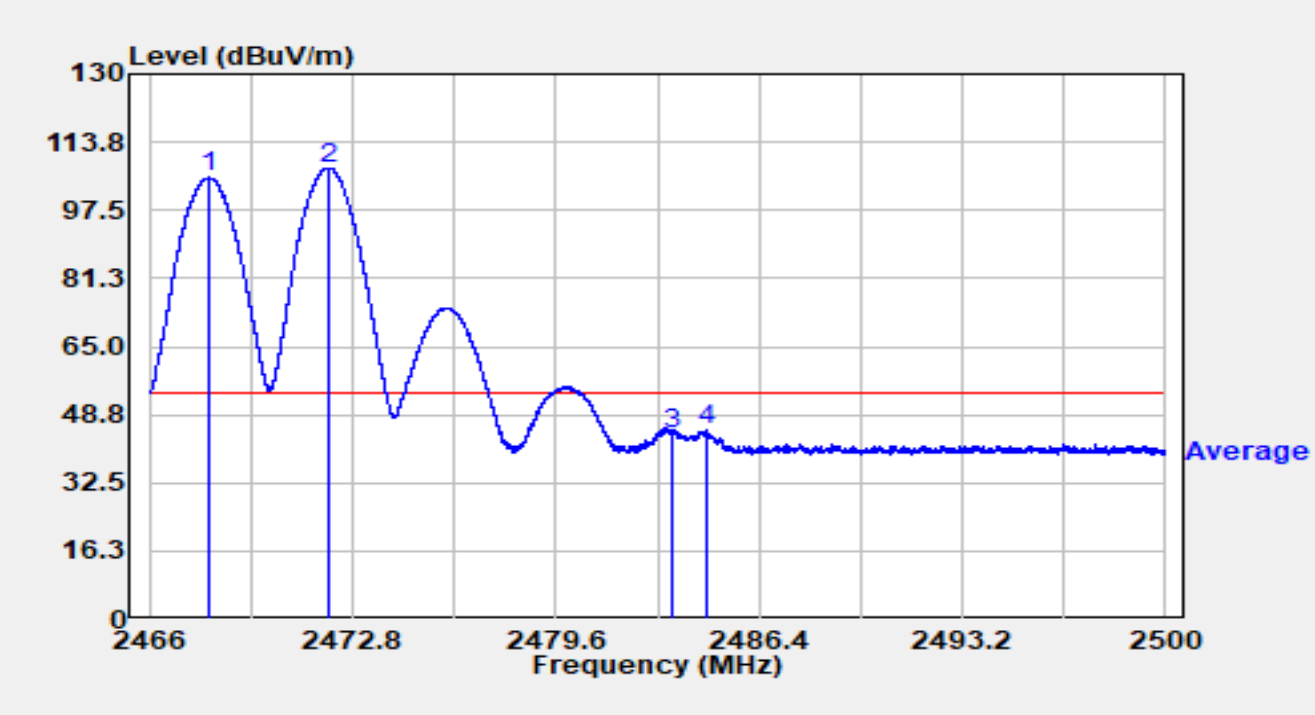

No	Mark	Frequency (MHz)	Reading (dBμV)	C.F (dB/m)	Measurement (dBμV/m)	Margin (dB)	Limit (dBμV/m)	Detector
1		2468.006	72.89	32.37	105.26	N/A	N/A	Average
2		2471.981	75.20	32.38	107.58	N/A	N/A	Average
3		2483.500	11.92	32.38	44.31	-9.69	54.00	Average
4	*	2484.652	12.93	32.38	45.31	-8.69	54.00	Average

Notes:

1. " *", means this data is the worst emission level.
2. C.F (dB/m) = Antenna Factor (dB/m)+ Cable Loss (dB).
3. Measurement(dBμV/m) = Reading(dBμV) + C.F (dB/m).

Site	WZ-AC2	Test Date	2024-07-20
Test Engineer	Dick Shen	Temp./Humidity	25.5°C/56.8%
Factor	BBHA 9120D_1457_1-18GHz	Polarity	Vertical
EUT	ACCESS POINT	Test Voltage	AC 120V/60Hz
Test Mode	Transmit at Ant 2 2472MHz Ant 1 2468MHZ		

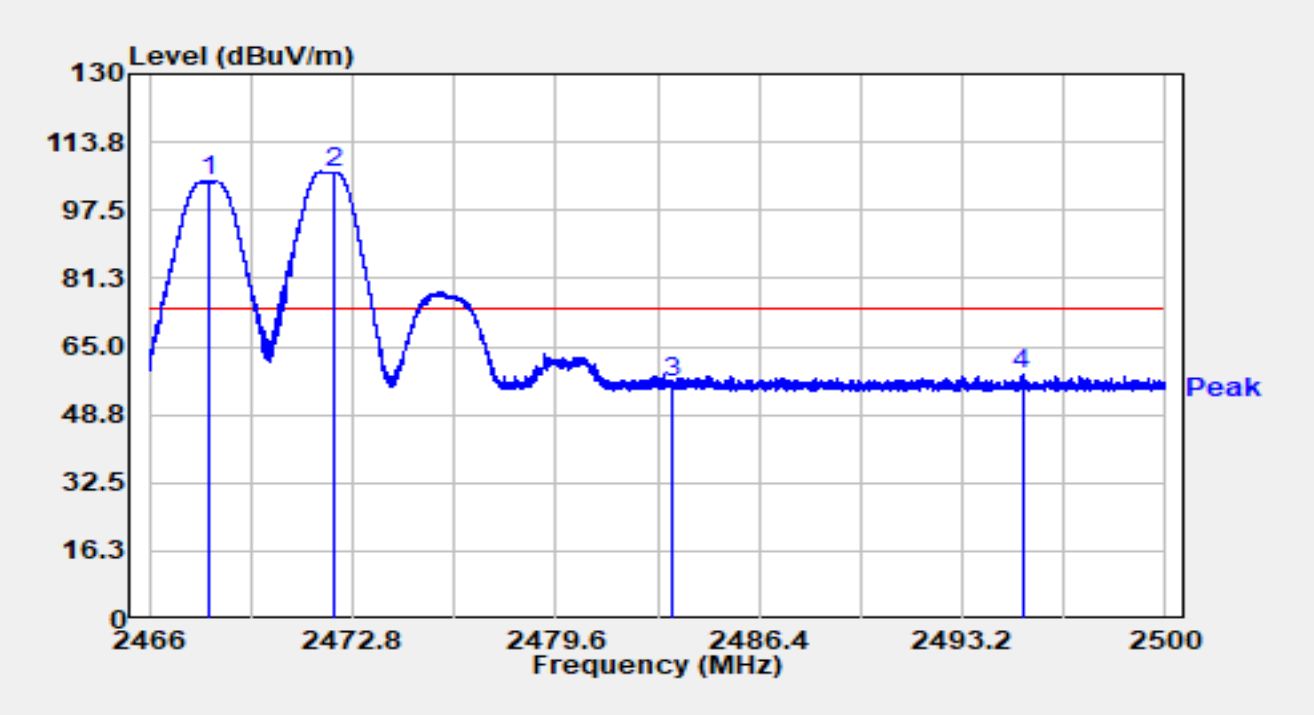

No	Mark	Frequency (MHz)	Reading (dBμV)	C.F (dB/m)	Measurement (dBμV/m)	Margin (dB)	Limit (dBμV/m)	Detector
1		2468.016	72.22	32.37	104.59	N/A	N/A	Peak
2		2472.212	74.27	32.38	106.65	N/A	N/A	Peak
3		2483.500	24.02	32.38	56.40	-17.60	74.00	Peak
4	*	2495.203	25.92	32.39	58.31	-15.69	74.00	Peak

Notes:

1. " *", means this data is the worst emission level.
2. C.F (dB/m) = Antenna Factor (dB/m)+ Cable Loss (dB).
3. Measurement(dBμV/m) = Reading(dBμV) + C.F (dB/m).

Site	WZ-AC2	Test Date	2024-07-20
Test Engineer	Dick Shen	Temp./Humidity	25.5°C/56.8%
Factor	BBHA 9120D_1457_1-18GHz	Polarity	Vertical
EUT	ACCESS POINT	Test Voltage	AC 120V/60Hz
Test Mode	Transmit at Ant 2 2472MHz Ant 1 2468MHZ		

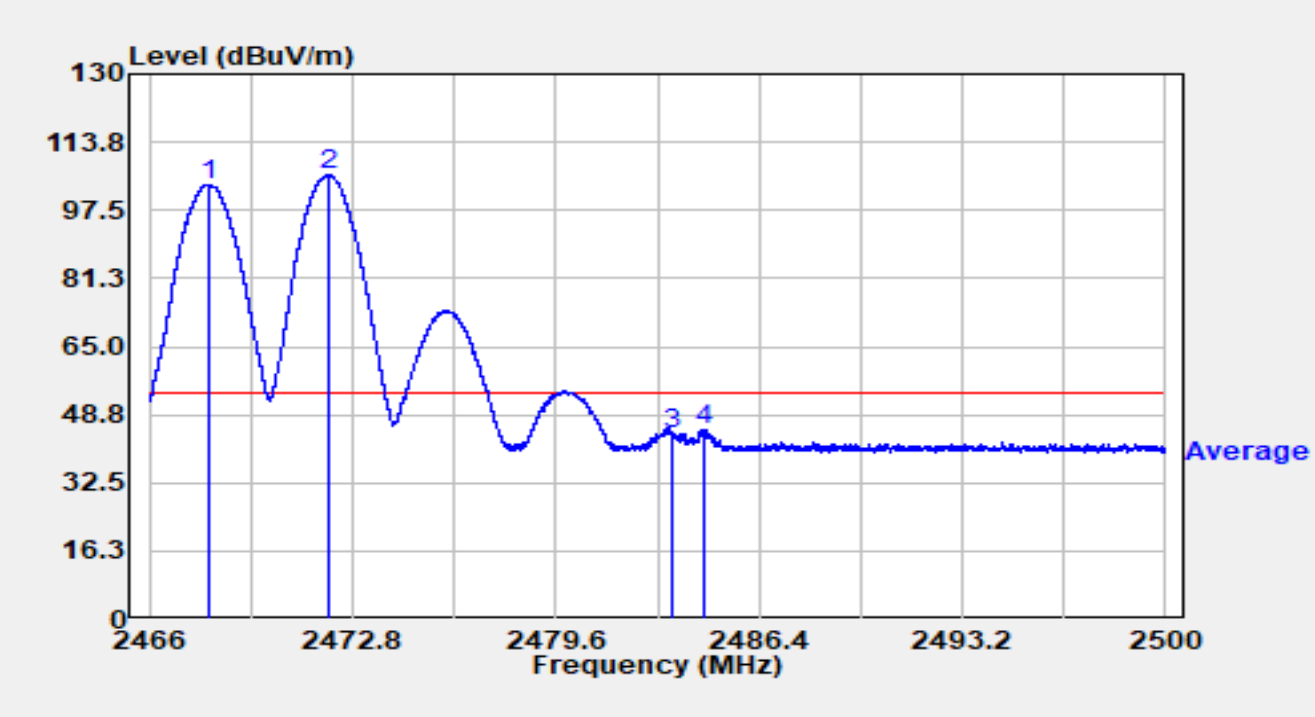

No	Mark	Frequency (MHz)	Reading (dBμV)	C.F (dB/m)	Measurement (dBμV/m)	Margin (dB)	Limit (dBμV/m)	Detector
1		2468.003	71.23	32.37	103.60	N/A	N/A	Average
2		2472.035	73.62	32.38	106.01	N/A	N/A	Average
3		2483.500	11.97	32.38	44.35	-9.65	54.00	Average
4	*	2484.591	12.90	32.38	45.28	-8.72	54.00	Average

Notes:

1. " *", means this data is the worst emission level.
2. C.F (dB/m) = Antenna Factor (dB/m)+ Cable Loss (dB).
3. Measurement(dBμV/m) = Reading(dBμV) + C.F (dB/m).

Site	WZ-AC2	Test Date	2024-07-20
Test Engineer	Dick Shen	Temp./Humidity	25.5°C/56.8%
Factor	BBHA 9120D_1457_1-18GHz	Polarity	Horizontal
EUT	ACCESS POINT	Test Voltage	AC 120V/60Hz
Test Mode	Transmit at Ant 2 2472MHz Ant 1 2470MHZ		

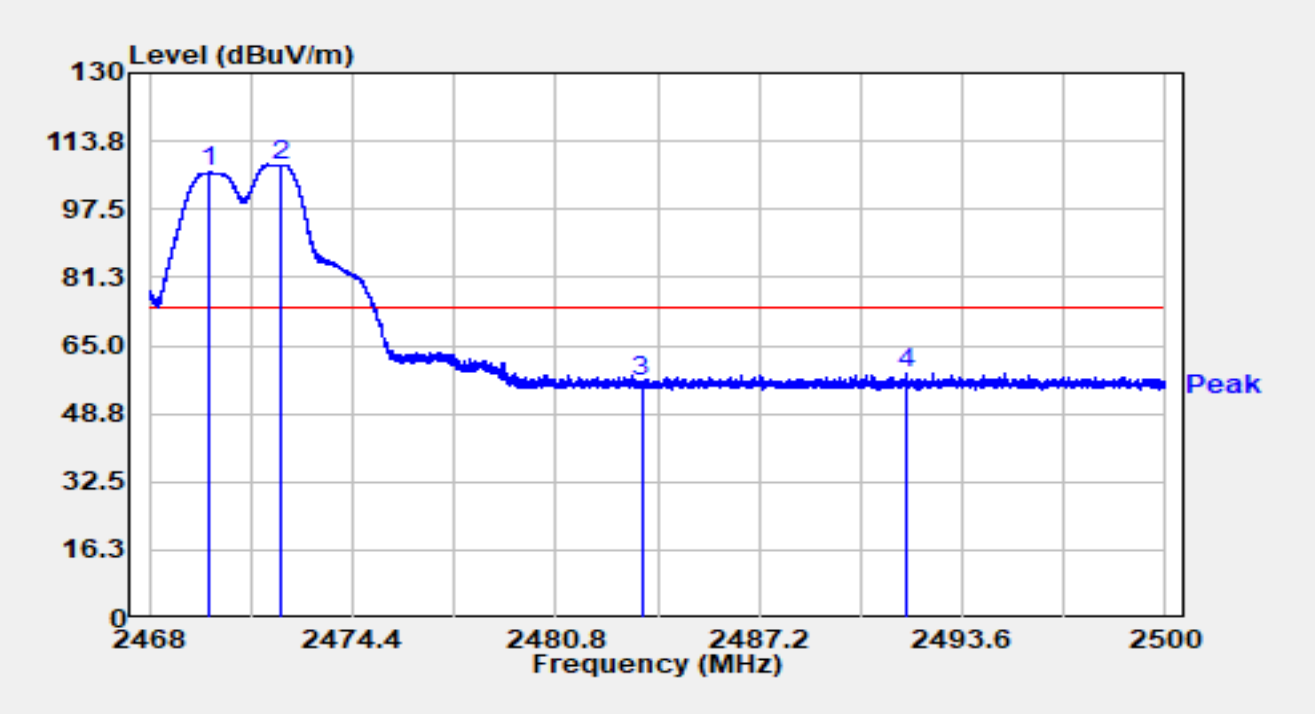

No	Mark	Frequency (MHz)	Reading (dBμV)	C.F (dB/m)	Measurement (dBμV/m)	Margin (dB)	Limit (dBμV/m)	Detector
1		2469.907	73.92	32.38	106.30	N/A	N/A	Peak
2		2472.115	75.72	32.38	108.10	N/A	N/A	Peak
3		2483.500	24.19	32.38	56.57	-17.43	74.00	Peak
4	*	2491.846	26.22	32.38	58.60	-15.40	74.00	Peak

Notes:

1. " *", means this data is the worst emission level.

2. C.F (dB/m) = Antenna Factor (dB/m)+ Cable Loss (dB).

3. Measurement(dBμV/m) = Reading(dBμV) + C.F (dB/m).

Site	WZ-AC2	Test Date	2024-07-20
Test Engineer	Dick Shen	Temp./Humidity	25.5°C/56.8%
Factor	BBHA 9120D_1457_1-18GHz	Polarity	Horizontal
EUT	ACCESS POINT	Test Voltage	AC 120V/60Hz
Test Mode	Transmit at Ant 2 2472MHz Ant 1 2470MHZ		

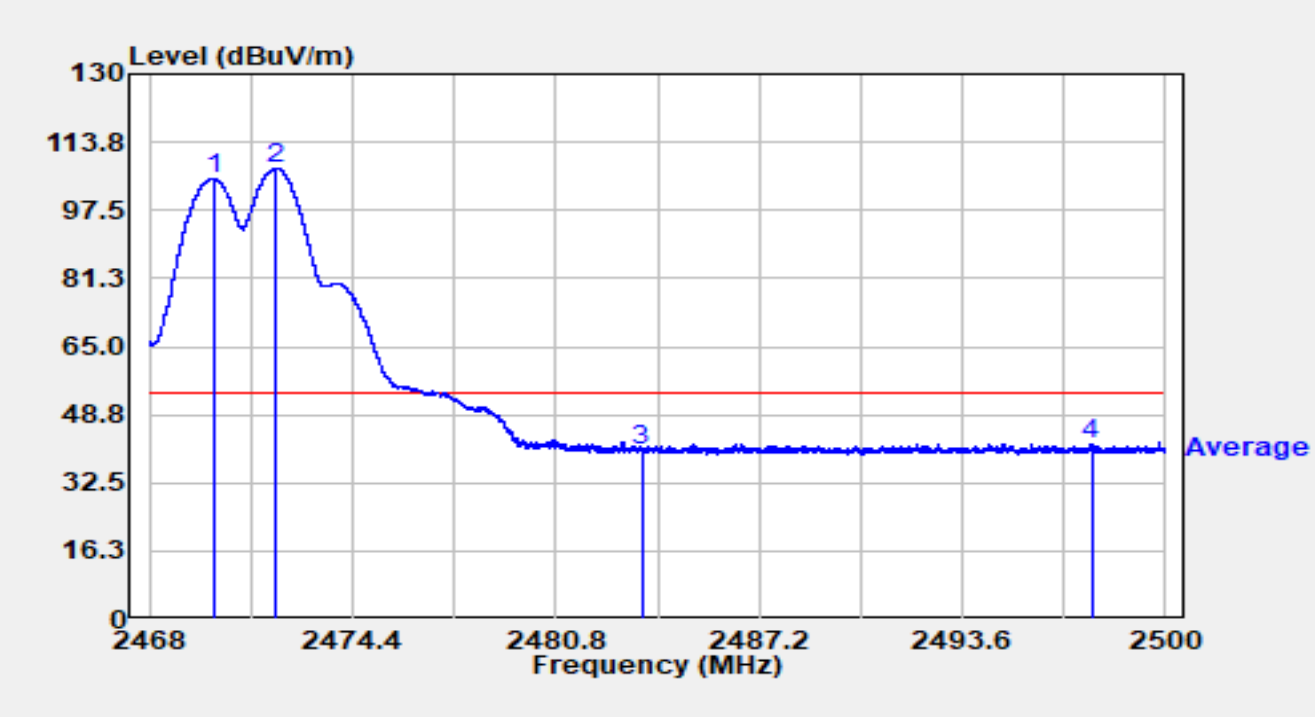

No	Mark	Frequency (MHz)	Reading (dBμV)	C.F (dB/m)	Measurement (dBμV/m)	Margin (dB)	Limit (dBμV/m)	Detector
1		2470.048	72.81	32.38	105.19	N/A	N/A	Average
2		2472.003	75.25	32.38	107.63	N/A	N/A	Average
3		2483.500	8.04	32.38	40.42	-13.58	54.00	Average
4	*	2497.667	9.47	32.40	41.87	-12.13	54.00	Average

Notes:

1. " *", means this data is the worst emission level.
2. C.F (dB/m) = Antenna Factor (dB/m)+ Cable Loss (dB).
3. Measurement(dBμV/m) = Reading(dBμV) + C.F (dB/m).

Site	WZ-AC2	Test Date	2024-07-28
Test Engineer	Dick Shen	Temp./Humidity	25.5°C/56.8%
Factor	BBHA 9120D_1457_1-18GHz	Polarity	Vertical
EUT	ACCESS POINT	Test Voltage	AC 120V/60Hz
Test Mode	Transmit at Ant 2 2472MHz Ant 1 2470MHZ		

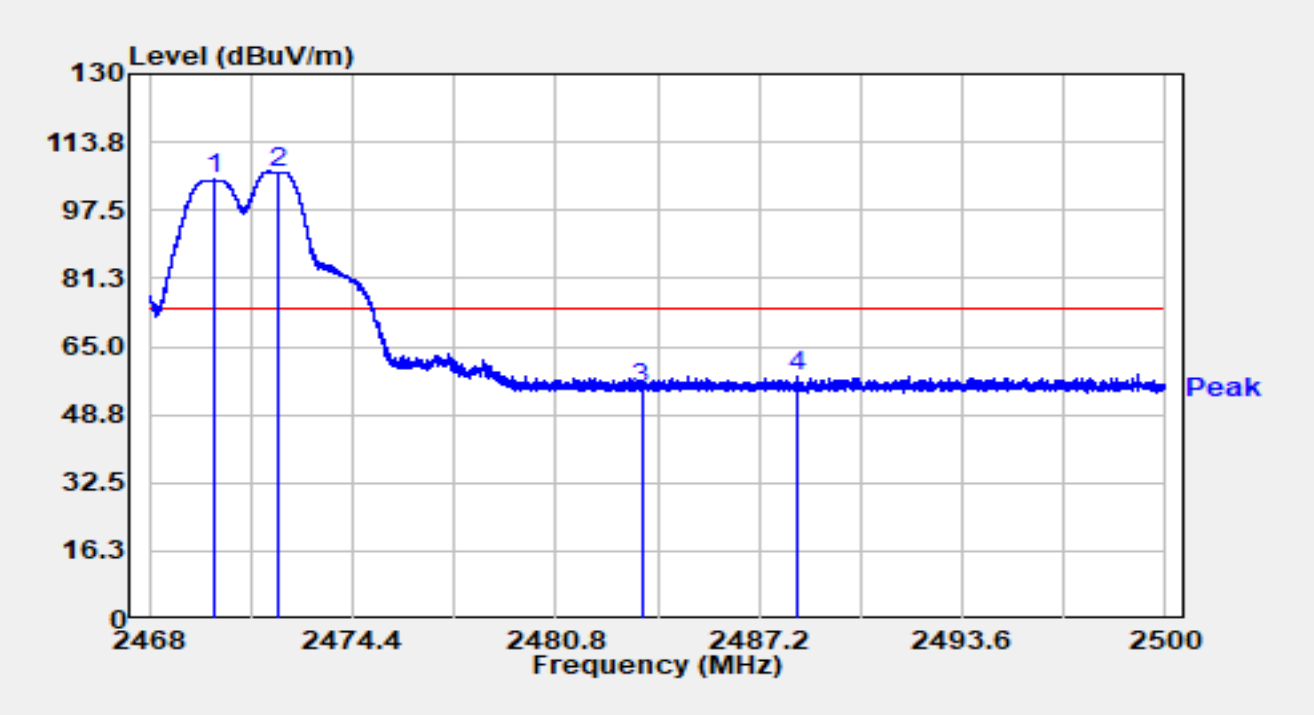

No	Mark	Frequency (MHz)	Reading (dBμV)	C.F (dB/m)	Measurement (dBμV/m)	Margin (dB)	Limit (dBμV/m)	Detector
1		2470.013	72.40	32.38	104.78	N/A	N/A	Peak
2		2472.042	74.31	32.38	106.70	N/A	N/A	Peak
3		2483.500	22.64	32.38	55.03	-18.97	74.00	Peak
4	*	2488.422	25.65	32.38	58.03	-15.97	74.00	Peak

Notes:

1. " *", means this data is the worst emission level.
2. C.F (dB/m) = Antenna Factor (dB/m)+ Cable Loss (dB).
3. Measurement(dBμV/m) = Reading(dBμV) + C.F (dB/m).

Site	WZ-AC2	Test Date	2024-07-28
Test Engineer	Dick Shen	Temp./Humidity	25.5°C/56.8%
Factor	BBHA 9120D_1457_1-18GHz	Polarity	Vertical
EUT	ACCESS POINT	Test Voltage	AC 120V/60Hz
Test Mode	Transmit at Ant 2 2472MHz Ant 1 2470MHZ		

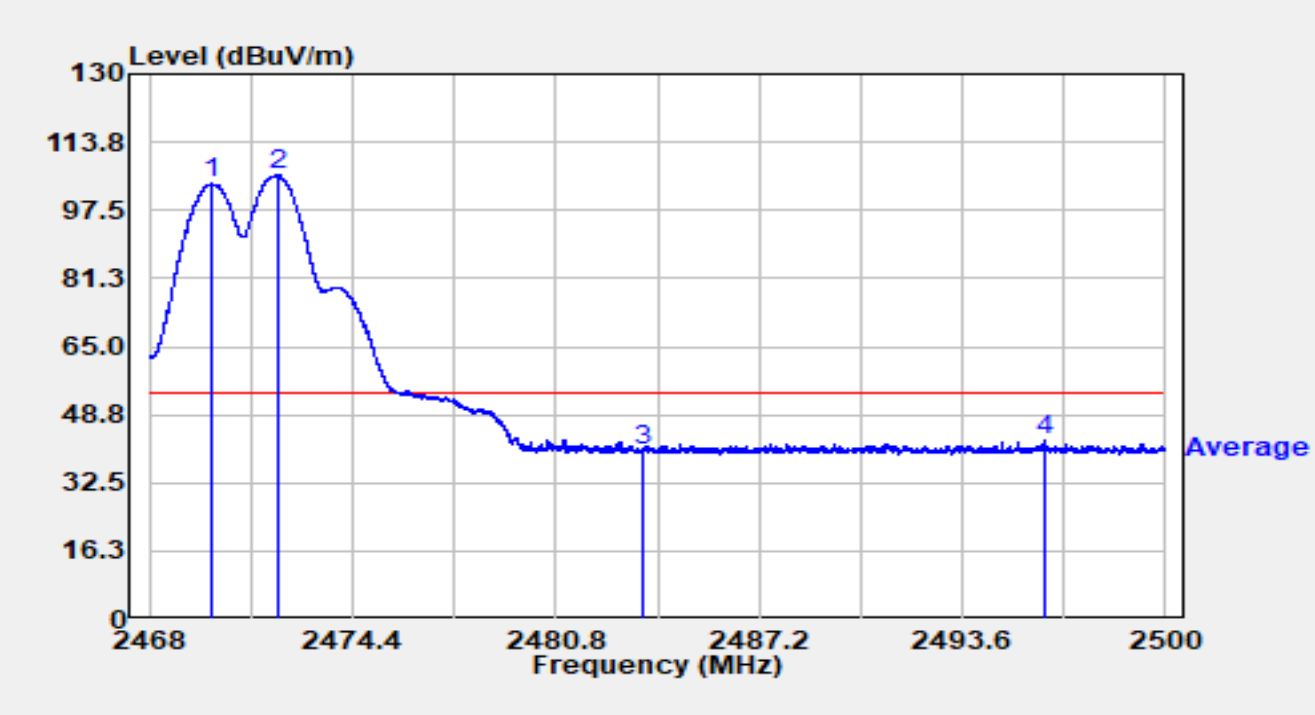

No	Mark	Frequency (MHz)	Reading (dBμV)	C.F (dB/m)	Measurement (dBμV/m)	Margin (dB)	Limit (dBμV/m)	Detector
1		2469.974	71.38	32.38	103.76	N/A	N/A	Average
2		2472.054	73.46	32.38	105.84	N/A	N/A	Average
3		2483.501	7.79	32.38	40.17	-13.83	54.00	Average
4	*	2496.205	10.09	32.39	42.48	-11.52	54.00	Average

Notes:

1. " *", means this data is the worst emission level.
2. C.F (dB/m) = Antenna Factor (dB/m)+ Cable Loss (dB).
3. Measurement(dBμV/m) = Reading(dBμV) + C.F (dB/m).

Site	WZ-AC2	Test Date	2024-07-28
Test Engineer	Dick Shen	Temp./Humidity	25.5°C/56.8%
Factor	BBHA 9120D_1457_1-18GHz	Polarity	Horizontal
EUT	ACCESS POINT	Test Voltage	AC 120V/60Hz
Test Mode	Transmit at Ant 2 2472MHz Ant 1 2474MHZ		

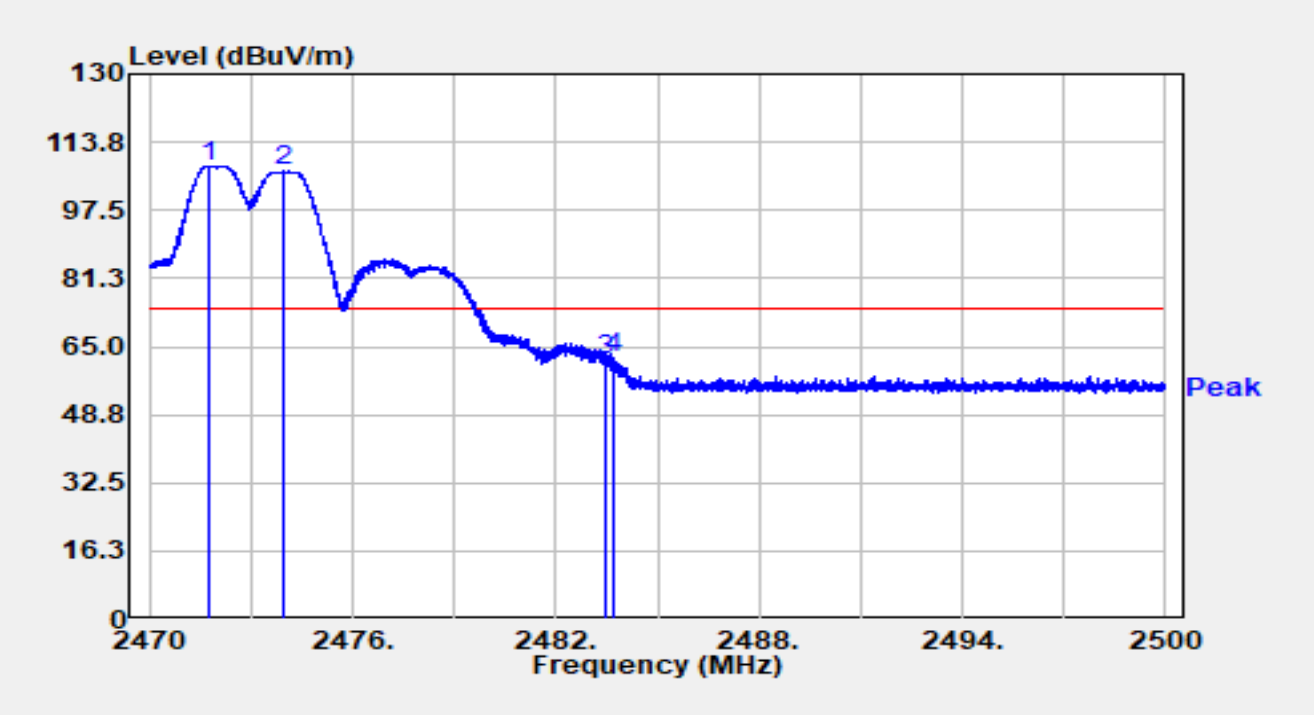

No	Mark	Frequency (MHz)	Reading (dBμV)	C.F (dB/m)	Measurement (dBμV/m)	Margin (dB)	Limit (dBμV/m)	Detector
1		2471.761	75.64	32.38	108.02	N/A	N/A	Peak
2		2473.978	74.62	32.39	107.00	N/A	N/A	Peak
3		2483.500	29.60	32.38	61.98	-12.02	74.00	Peak
4	*	2483.701	29.94	32.38	62.32	-11.68	74.00	Peak

Notes:

1. " *", means this data is the worst emission level.
2. C.F (dB/m) = Antenna Factor (dB/m)+ Cable Loss (dB).
3. Measurement(dBμV/m) = Reading(dBμV) + C.F (dB/m).

Site	WZ-AC2	Test Date	2024-07-28
Test Engineer	Dick Shen	Temp./Humidity	25.5°C/56.8%
Factor	BBHA 9120D_1457_1-18GHz	Polarity	Horizontal
EUT	ACCESS POINT	Test Voltage	AC 120V/60Hz
Test Mode	Transmit at Ant 2 2472MHz Ant 1 2474MHZ		

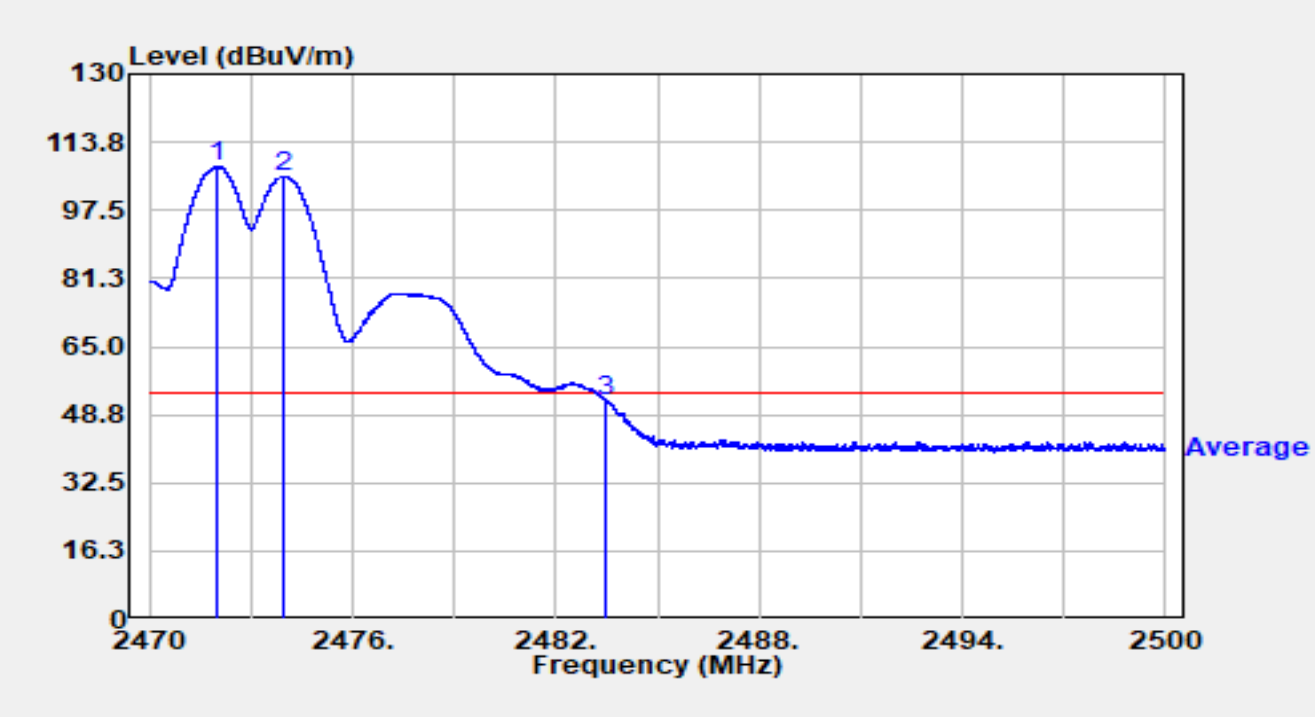

No	Mark	Frequency (MHz)	Reading (dBμV)	C.F (dB/m)	Measurement (dBμV/m)	Margin (dB)	Limit (dBμV/m)	Detector
1		2471.986	75.59	32.38	107.98	N/A	N/A	Average
2		2473.969	73.24	32.39	105.62	N/A	N/A	Average
3	*	2483.500	19.41	32.38	51.79	-2.21	54.00	Average

Notes:

1. " *", means this data is the worst emission level.
2. C.F (dB/m) = Antenna Factor (dB/m)+ Cable Loss (dB).
3. Measurement(dBμV/m) = Reading(dBμV) + C.F (dB/m).

Site	WZ-AC2	Test Date	2024-07-20
Test Engineer	Dick Shen	Temp./Humidity	25.5°C/56.8%
Factor	BBHA 9120D_1457_1-18GHz	Polarity	Vertical
EUT	ACCESS POINT	Test Voltage	AC 120V/60Hz
Test Mode	Transmit at Ant 2 2472MHz Ant 1 2474MHZ		

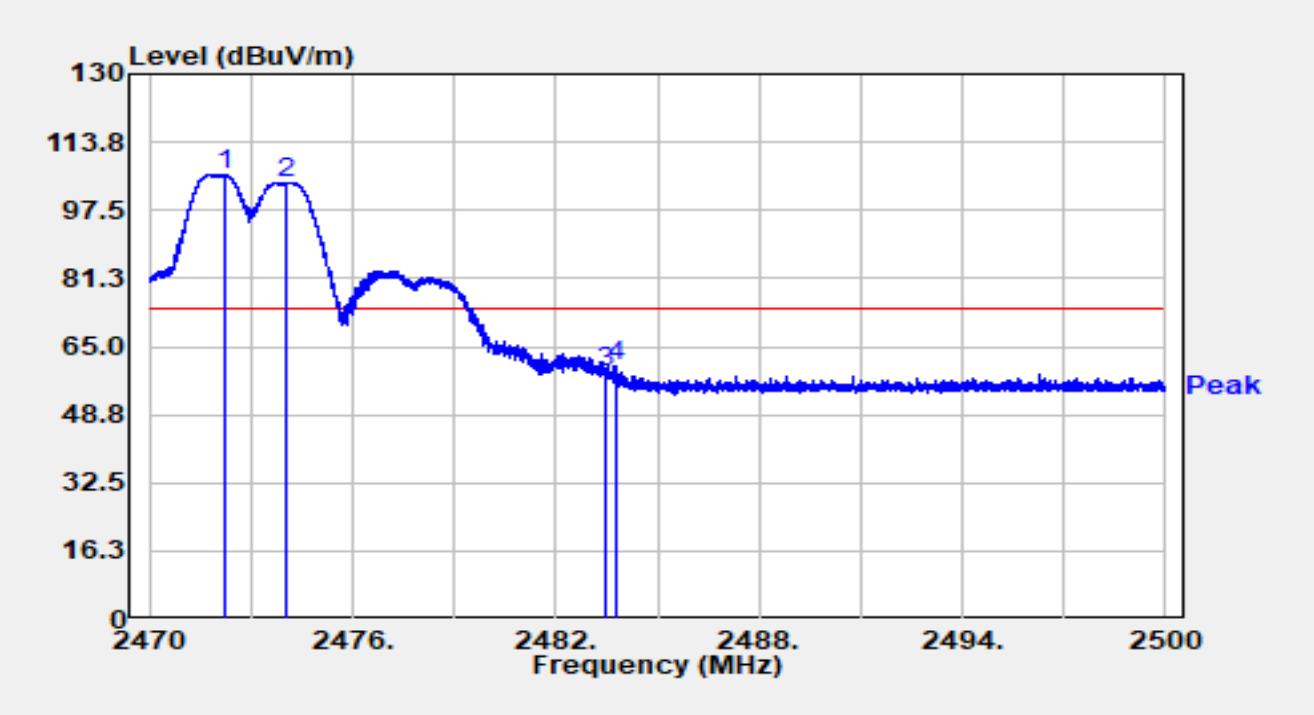

No	Mark	Frequency (MHz)	Reading (dBμV)	C.F (dB/m)	Measurement (dBμV/m)	Margin (dB)	Limit (dBμV/m)	Detector
1		2472.220	73.68	32.38	106.06	N/A	N/A	Peak
2		2474.059	71.86	32.39	104.24	N/A	N/A	Peak
3		2483.500	26.64	32.38	59.02	-14.98	74.00	Peak
4	*	2483.794	28.20	32.38	60.58	-13.42	74.00	Peak

Notes:

1. " *", means this data is the worst emission level.
2. C.F (dB/m) = Antenna Factor (dB/m)+ Cable Loss (dB).
3. Measurement(dBμV/m) = Reading(dBμV) + C.F (dB/m).

Site	WZ-AC2	Test Date	2024-07-20
Test Engineer	Dick Shen	Temp./Humidity	25.5°C/56.8%
Factor	BBHA 9120D_1457_1-18GHz	Polarity	Vertical
EUT	ACCESS POINT	Test Voltage	AC 120V/60Hz
Test Mode	Transmit at Ant 2 2472MHz Ant 1 2474MHZ		

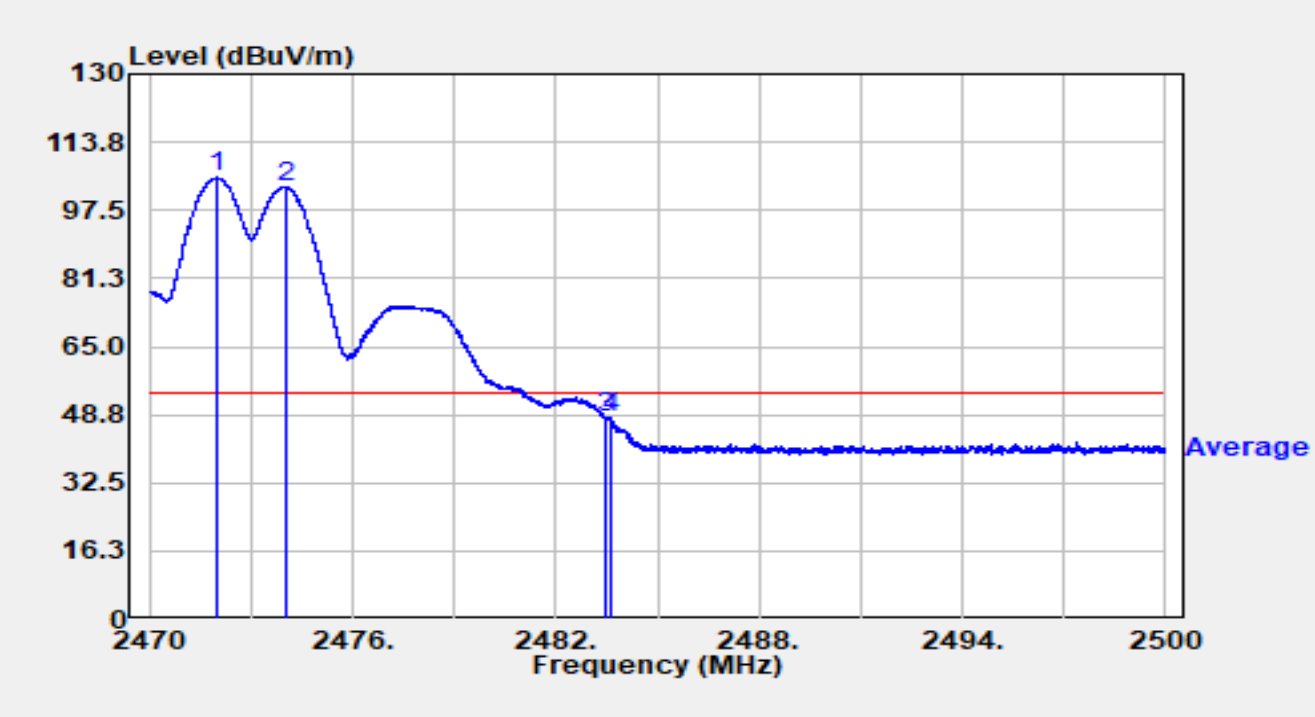

No	Mark	Frequency (MHz)	Reading (dBμV)	C.F (dB/m)	Measurement (dBμV/m)	Margin (dB)	Limit (dBμV/m)	Detector
1		2471.974	72.85	32.38	105.23	N/A	N/A	Average
2		2474.023	70.80	32.39	103.18	N/A	N/A	Average
3		2483.500	15.49	32.38	47.88	-6.12	54.00	Average
4	*	2483.617	15.63	32.38	48.01	-5.99	54.00	Average

Notes:

1. " *", means this data is the worst emission level.
2. C.F (dB/m) = Antenna Factor (dB/m)+ Cable Loss (dB).
3. Measurement(dBμV/m) = Reading(dBμV) + C.F (dB/m).

Site	WZ-AC2	Test Date	2024-07-20
Test Engineer	Dick Shen	Temp./Humidity	25.5°C/56.8%
Factor	BBHA 9120D_1457_1-18GHz	Polarity	Horizontal
EUT	ACCESS POINT	Test Voltage	AC 120V/60Hz
Test Mode	Transmit at Ant 2 2472MHz Ant 1 2476MHZ		

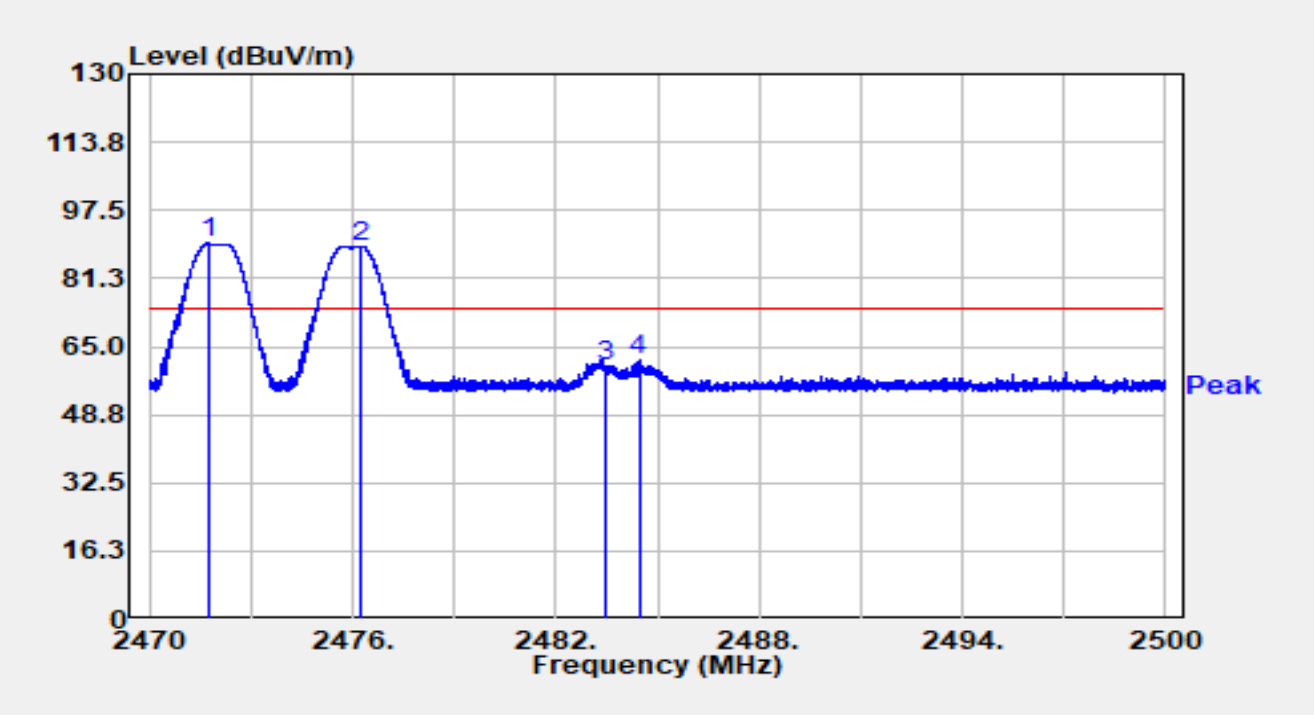

No	Mark	Frequency (MHz)	Reading (dBμV)	C.F (dB/m)	Measurement (dBμV/m)	Margin (dB)	Limit (dBμV/m)	Detector
1		2471.755	57.19	32.38	89.57	N/A	N/A	Peak
2		2476.243	56.57	32.39	88.96	N/A	N/A	Peak
3		2483.500	27.91	32.38	60.30	-13.70	74.00	Peak
4	*	2484.451	29.25	32.38	61.64	-12.36	74.00	Peak

Notes:

1. " *", means this data is the worst emission level.
2. C.F (dB/m) = Antenna Factor (dB/m)+ Cable Loss (dB).
3. Measurement(dBμV/m) = Reading(dBμV) + C.F (dB/m).

Site	WZ-AC2	Test Date	2024-07-20
Test Engineer	Dick Shen	Temp./Humidity	25.5°C/56.8%
Factor	BBHA 9120D_1457_1-18GHz	Polarity	Horizontal
EUT	ACCESS POINT	Test Voltage	AC 120V/60V
Test Mode	Transmit at Ant 2 2472MHz Ant 1 2476MHZ		

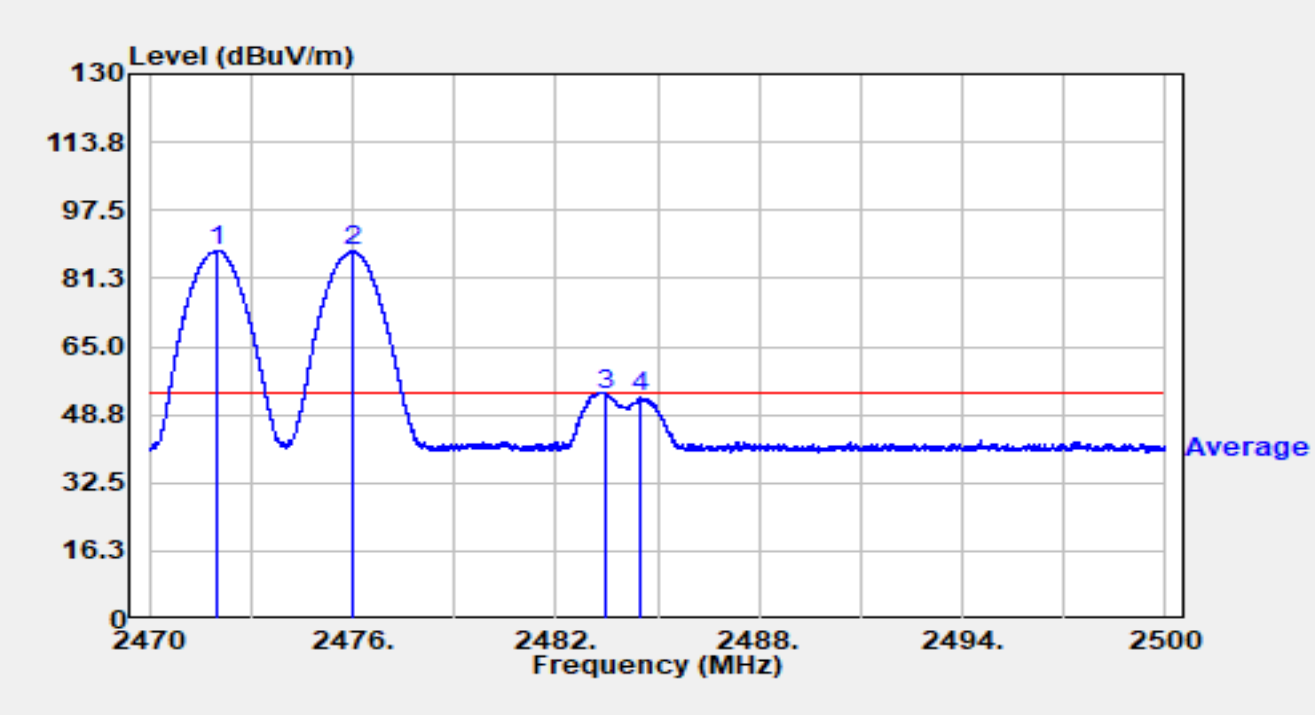

No	Mark	Frequency (MHz)	Reading (dBμV)	C.F (dB/m)	Measurement (dBμV/m)	Margin (dB)	Limit (dBμV/m)	Detector
1	*	2472.010	55.46	32.38	87.85	N/A	N/A	Average
2		2476.033	55.30	32.39	87.69	N/A	N/A	Average
3		2483.500	21.10	32.38	53.49	-0.51	54.00	Average
4		2484.520	20.61	32.38	53.00	-1.00	54.00	Average

Notes:

1. " *", means this data is the worst emission level.
2. C.F (dB/m) = Antenna Factor (dB/m) + Cable Loss (dB).
3. Measurement (dBμV/m) = Reading (dBμV) + C.F (dB/m).

Site	WZ-AC2	Test Date	2024-07-20
Test Engineer	Dick Shen	Temp./Humidity	25.5°C/56.8%
Factor	BBHA 9120D_1457_1-18GHz	Polarity	Vertical
EUT	ACCESS POINT	Test Voltage	AC 120V/60Hz
Test Mode	Transmit at Ant 2 2472MHz Ant 1 2476MHZ		

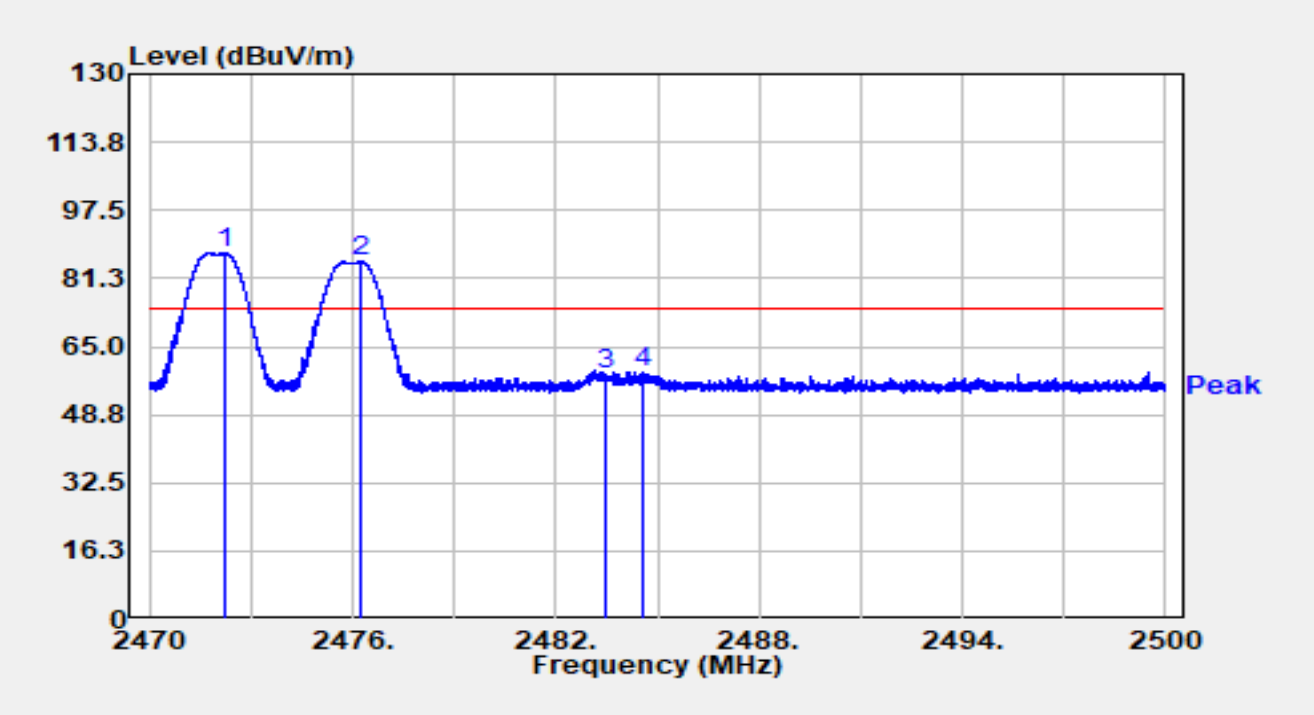

No	Mark	Frequency (MHz)	Reading (dBμV)	C.F (dB/m)	Measurement (dBμV/m)	Margin (dB)	Limit (dBμV/m)	Detector
1		2472.226	54.98	32.38	87.37	N/A	N/A	Peak
2		2476.252	52.90	32.39	85.28	N/A	N/A	Peak
3		2483.500	25.82	32.38	58.21	-15.79	74.00	Peak
4	*	2484.598	26.66	32.38	59.05	-14.95	74.00	Peak

Notes:

1. " *", means this data is the worst emission level.
2. C.F (dB/m) = Antenna Factor (dB/m)+ Cable Loss (dB).
3. Measurement(dBμV/m) = Reading(dBμV) + C.F (dB/m).

Site	WZ-AC2	Test Date	2024-07-20
Test Engineer	Dick Shen	Temp./Humidity	25.5°C/56.8%
Factor	BBHA 9120D_1457_1-18GHz	Polarity	Vertical
EUT	ACCESS POINT	Test Voltage	AC 120V/60Hz
Test Mode	Transmit at Ant 2 2472MHz Ant 1 2476MHZ		

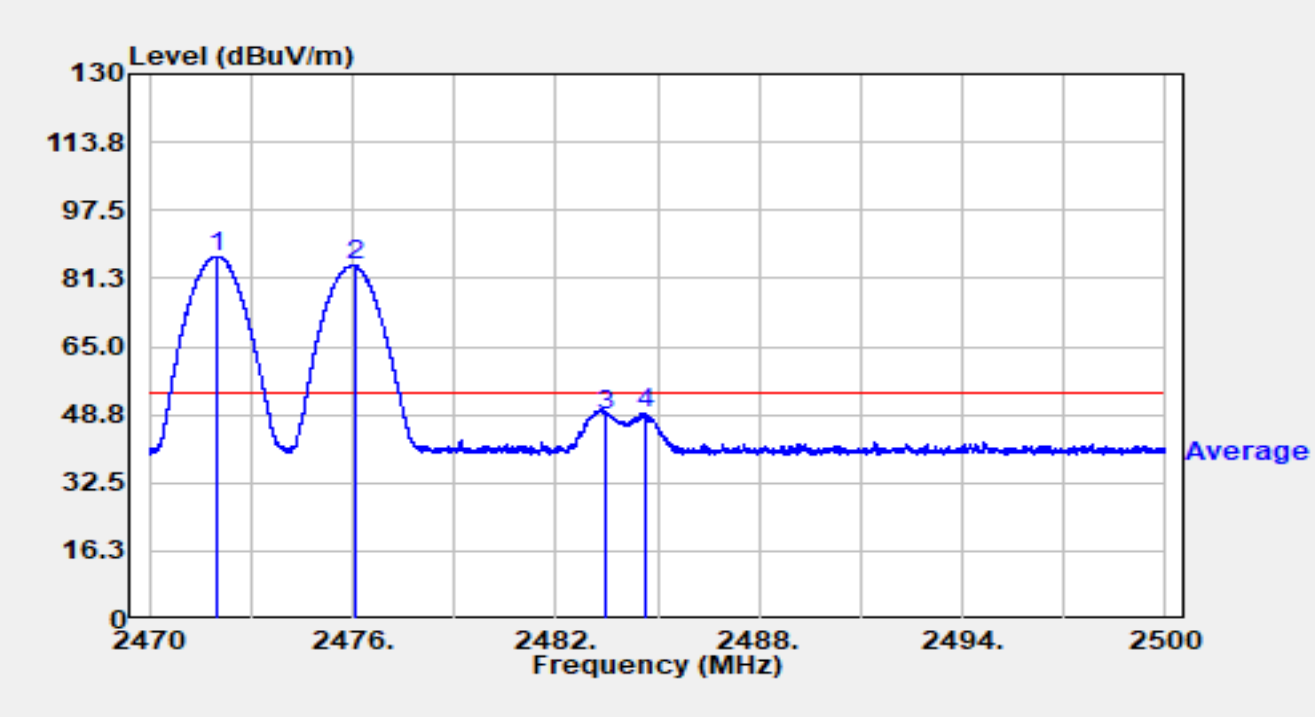

No	Mark	Frequency (MHz)	Reading (dBμV)	C.F (dB/m)	Measurement (dBμV/m)	Margin (dB)	Limit (dBμV/m)	Detector
1		2472.007	54.16	32.38	86.54	N/A	N/A	Average
2		2476.066	52.00	32.39	84.39	N/A	N/A	Average
3		2483.500	16.34	32.38	48.72	-5.28	54.00	Average
4	*	2484.670	16.47	32.38	48.86	-5.14	54.00	Average

Notes:

1. " *", means this data is the worst emission level.
2. C.F (dB/m) = Antenna Factor (dB/m)+ Cable Loss (dB).
3. Measurement(dBμV/m) = Reading(dBμV) + C.F (dB/m).

Site	WZ-AC2	Test Date	2024-07-20
Test Engineer	Dick Shen	Temp./Humidity	25.5°C/56.8%
Factor	BBHA 9120D_1457_1-18GHz	Polarity	Horizontal
EUT	ACCESS POINT	Test Voltage	AC 120V/60Hz
Test Mode	Transmit at Ant 2 2472MHz Ant 1 2478MHZ		

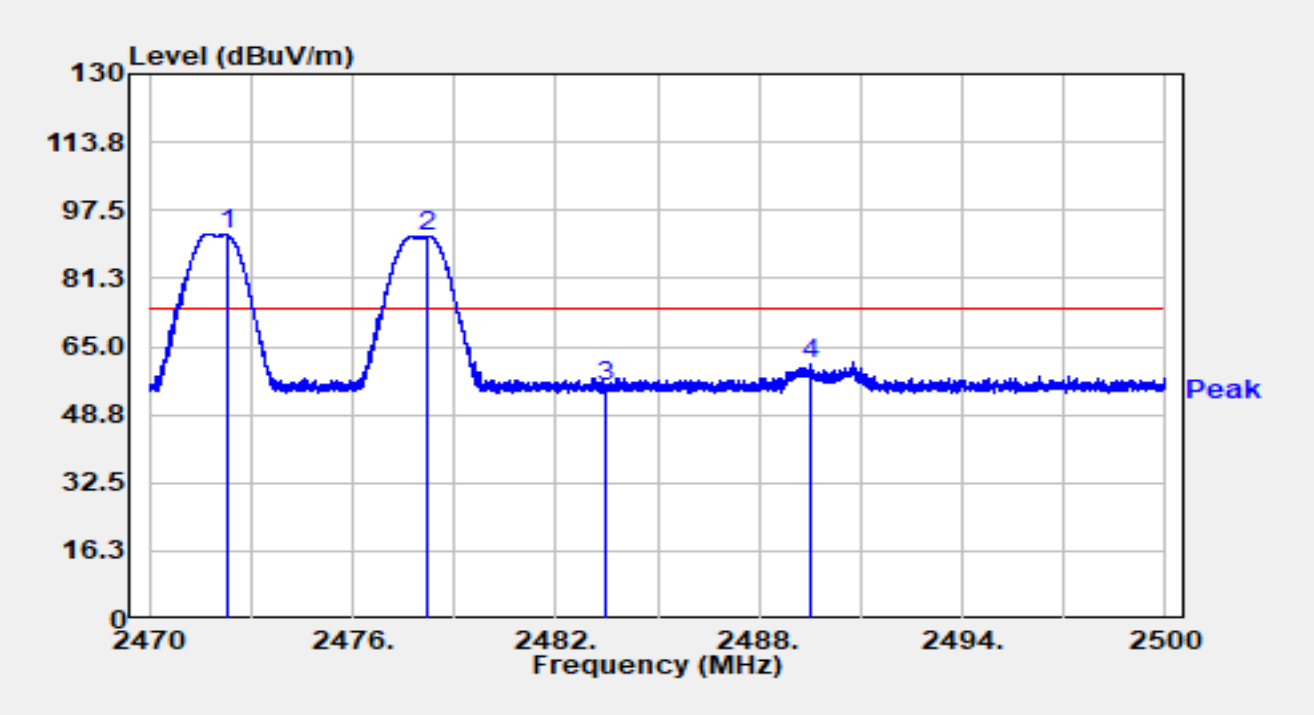

No	Mark	Frequency (MHz)	Reading (dBμV)	C.F (dB/m)	Measurement (dBμV/m)	Margin (dB)	Limit (dBμV/m)	Detector
1		2472.277	59.25	32.38	91.64	N/A	N/A	Peak
2		2478.232	59.00	32.38	91.38	N/A	N/A	Peak
3		2483.500	23.19	32.38	55.57	-18.43	74.00	Peak
4	*	2489.539	28.47	32.38	60.84	-13.16	74.00	Peak

Notes:

1. " *", means this data is the worst emission level.
2. C.F (dB/m) = Antenna Factor (dB/m)+ Cable Loss (dB).
3. Measurement(dBμV/m) = Reading(dBμV) + C.F (dB/m).

Site	WZ-AC2	Test Date	2024-07-20
Test Engineer	Dick Shen	Temp./Humidity	25.5°C/56.8%
Factor	BBHA 9120D_1457_1-18GHz	Polarity	Horizontal
EUT	ACCESS POINT	Test Voltage	AC 120V/60Hz
Test Mode	Transmit at Ant 2 2472MHz Ant 1 2478MHZ		

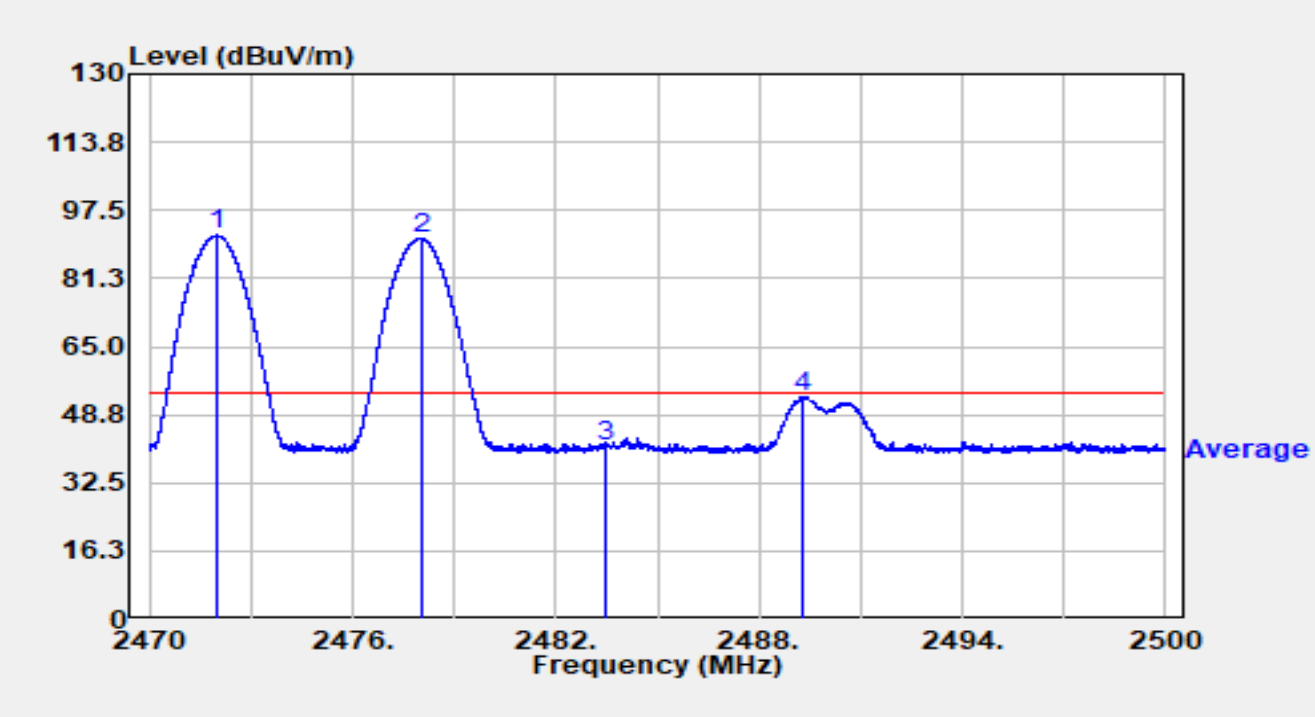

No	Mark	Frequency (MHz)	Reading (dBμV)	C.F (dB/m)	Measurement (dBμV/m)	Margin (dB)	Limit (dBμV/m)	Detector
1		2472.019	59.12	32.38	91.50	N/A	N/A	Average
2		2478.037	58.45	32.38	90.84	N/A	N/A	Average
3		2483.500	9.03	32.38	41.41	-12.59	54.00	Average
4	*	2489.287	20.63	32.38	53.01	-0.99	54.00	Average

Notes:

1. " *", means this data is the worst emission level.
2. C.F (dB/m) = Antenna Factor (dB/m)+ Cable Loss (dB).
3. Measurement(dBμV/m) = Reading(dBμV) + C.F (dB/m).

Site	WZ-AC2	Test Date	2024-07-20
Test Engineer	Dick Shen	Temp./Humidity	25.5°C/56.8%
Factor	BBHA 9120D_1457_1-18GHz	Polarity	Vertical
EUT	ACCESS POINT	Test Voltage	AC 120V/60Hz
Test Mode	Transmit at Ant 2 2472MHz Ant 1 2478MHZ		

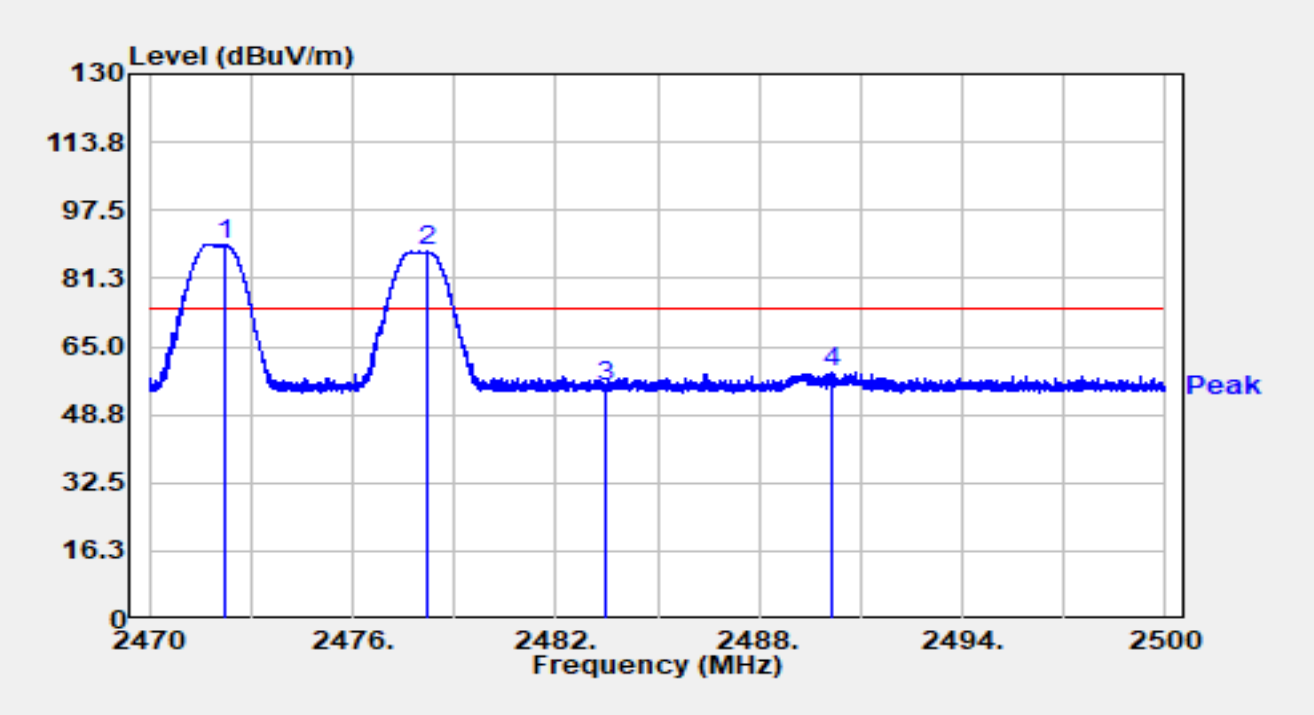

No	Mark	Frequency (MHz)	Reading (dBμV)	C.F (dB/m)	Measurement (dBμV/m)	Margin (dB)	Limit (dBμV/m)	Detector
1		2472.196	56.90	32.38	89.28	N/A	N/A	Peak
2		2478.208	55.28	32.38	87.66	N/A	N/A	Peak
3		2483.500	22.88	32.38	55.26	-18.74	74.00	Peak
4	*	2490.148	26.30	32.38	58.68	-15.32	74.00	Peak

Notes:

1. " *", means this data is the worst emission level.
2. C.F (dB/m) = Antenna Factor (dB/m)+ Cable Loss (dB).
3. Measurement(dBμV/m) = Reading(dBμV) + C.F (dB/m).

Site	WZ-AC2	Test Date	2024-07-20
Test Engineer	Dick Shen	Temp./Humidity	25.5°C/56.8%
Factor	BBHA 9120D_1457_1-18GHz	Polarity	Vertical
EUT	ACCESS POINT	Test Voltage	AC 120V/60Hz
Test Mode	Transmit at Ant 2 2472MHz Ant 1 2478MHZ		

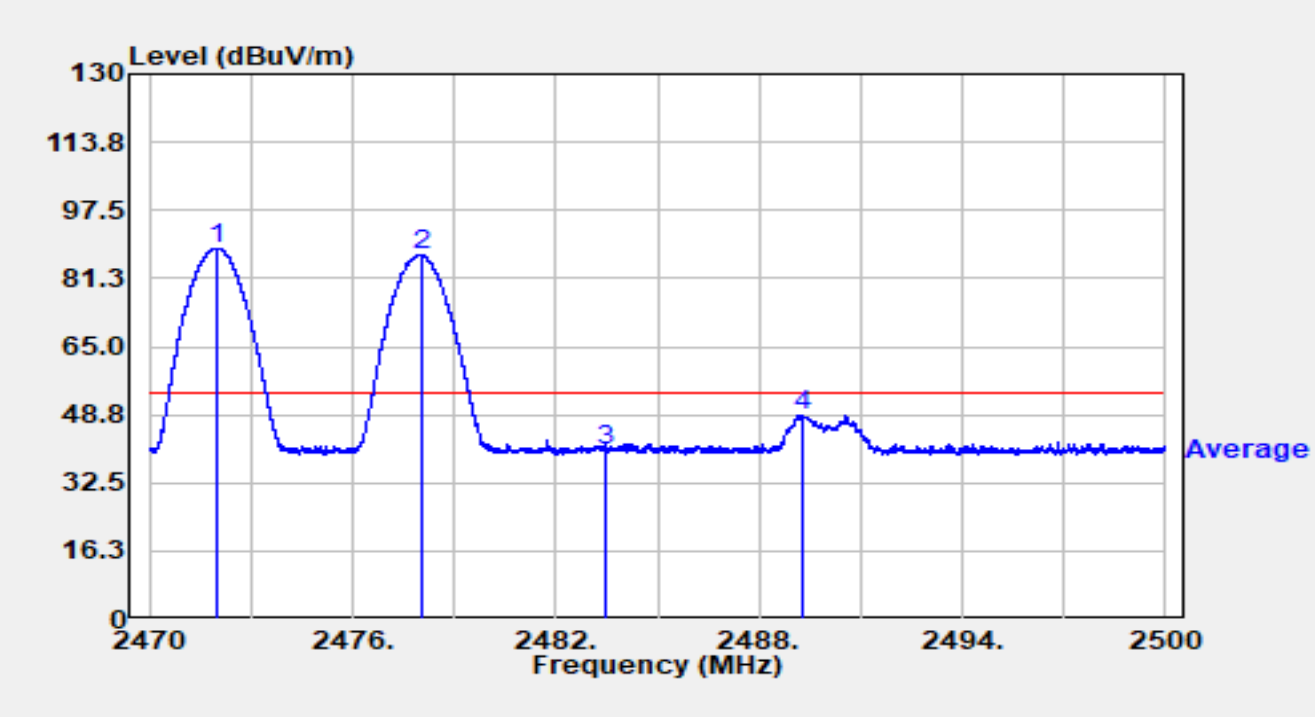

No	Mark	Frequency (MHz)	Reading (dBμV)	C.F (dB/m)	Measurement (dBμV/m)	Margin (dB)	Limit (dBμV/m)	Detector
1		2472.010	56.16	32.38	88.54	N/A	N/A	Average
2		2478.058	54.42	32.38	86.80	N/A	N/A	Average
3		2483.500	7.69	32.38	40.07	-13.93	54.00	Average
4	*	2489.296	16.37	32.38	48.75	-5.25	54.00	Average

Notes:

1. " *", means this data is the worst emission level.
2. C.F (dB/m) = Antenna Factor (dB/m)+ Cable Loss (dB).
3. Measurement(dBμV/m) = Reading(dBμV) + C.F (dB/m).

Site	WZ-AC2	Test Date	2024-07-20
Test Engineer	Dick Shen	Temp./Humidity	25.5°C/56.8%
Factor	BBHA 9120D_1457_1-18GHz	Polarity	Horizontal
EUT	ACCESS POINT	Test Voltage	AC 120V/60Hz
Test Mode	Transmit at Ant 2 2472MHz Ant 1 2480MHZ		

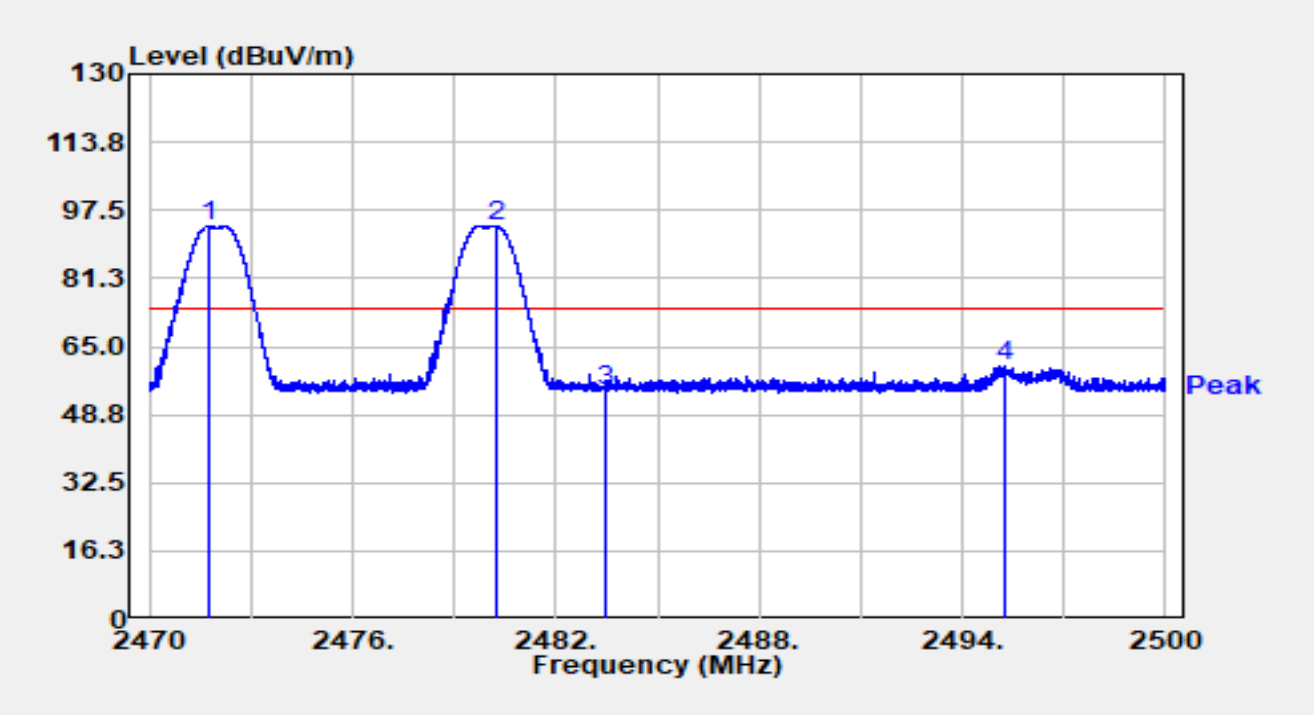

No	Mark	Frequency (MHz)	Reading (dBμV)	C.F (dB/m)	Measurement (dBμV/m)	Margin (dB)	Limit (dBμV/m)	Detector
1		2471.773	61.32	32.38	93.70	N/A	N/A	Peak
2		2480.233	61.45	32.38	93.84	N/A	N/A	Peak
3		2483.500	22.26	32.38	54.64	-19.36	74.00	Peak
4	*	2495.230	27.85	32.39	60.24	-13.76	74.00	Peak

Notes:

1. " *", means this data is the worst emission level.
2. C.F (dB/m) = Antenna Factor (dB/m)+ Cable Loss (dB).
3. Measurement(dBμV/m) = Reading(dBμV) + C.F (dB/m).

Site	WZ-AC2	Test Date	2024-07-20
Test Engineer	Dick Shen	Temp./Humidity	25.5°C/56.8%
Factor	BBHA 9120D_1457_1-18GHz	Polarity	Horizontal
EUT	ACCESS POINT	Test Voltage	AC 120V/60Hz
Test Mode	Transmit at Ant 2 2472MHz Ant 1 2480MHZ		

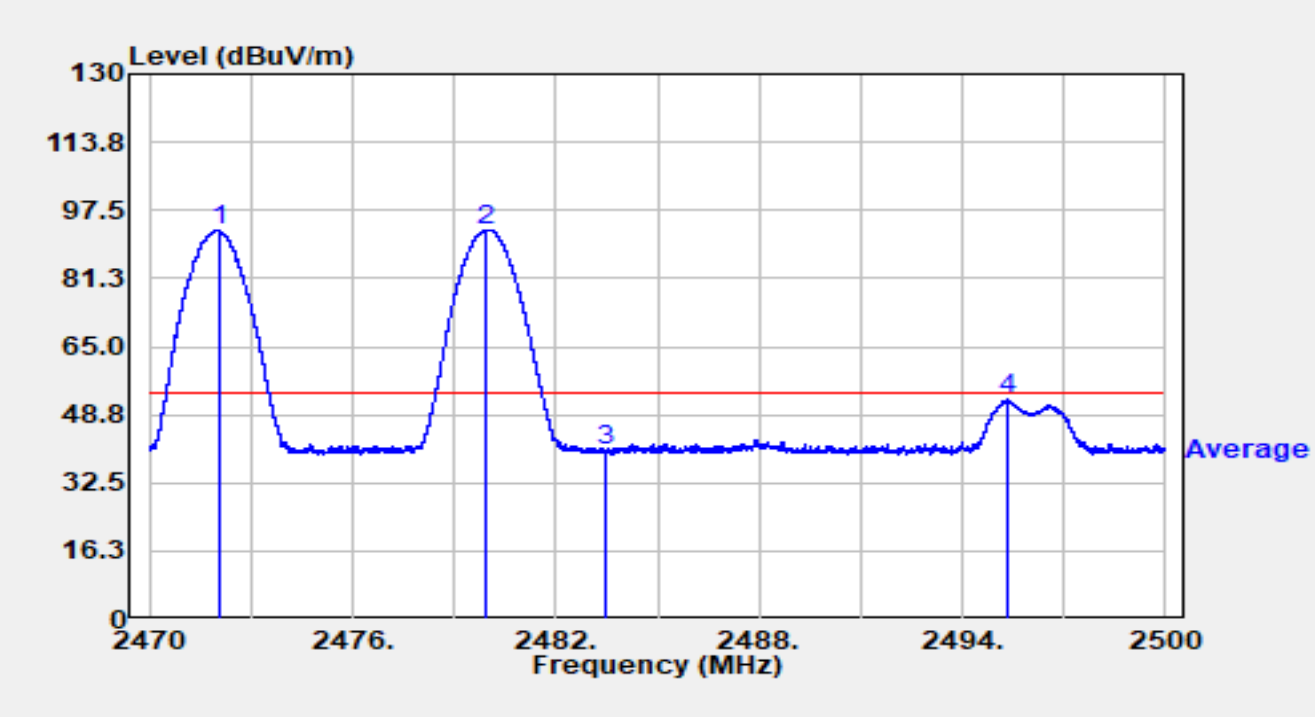

No	Mark	Frequency (MHz)	Reading (dBμV)	C.F (dB/m)	Measurement (dBμV/m)	Margin (dB)	Limit (dBμV/m)	Detector
1		2472.055	60.28	32.38	92.67	N/A	N/A	Average
2		2479.966	60.54	32.38	92.92	N/A	N/A	Average
3		2483.500	7.70	32.38	40.09	-13.91	54.00	Average
4	*	2495.365	19.95	32.39	52.34	-1.66	54.00	Average

Notes:

1. " *", means this data is the worst emission level.
2. C.F (dB/m) = Antenna Factor (dB/m)+ Cable Loss (dB).
3. Measurement(dBμV/m) = Reading(dBμV) + C.F (dB/m).

Site	WZ-AC2	Test Date	2024-07-20
Test Engineer	Dick Shen	Temp./Humidity	25.5°C/56.8%
Factor	BBHA 9120D_1457_1-18GHz	Polarity	Vertical
EUT	ACCESS POINT	Test Voltage	AC 120V/60Hz
Test Mode	Transmit at Ant 2 2472MHz Ant 1 2480MHZ		

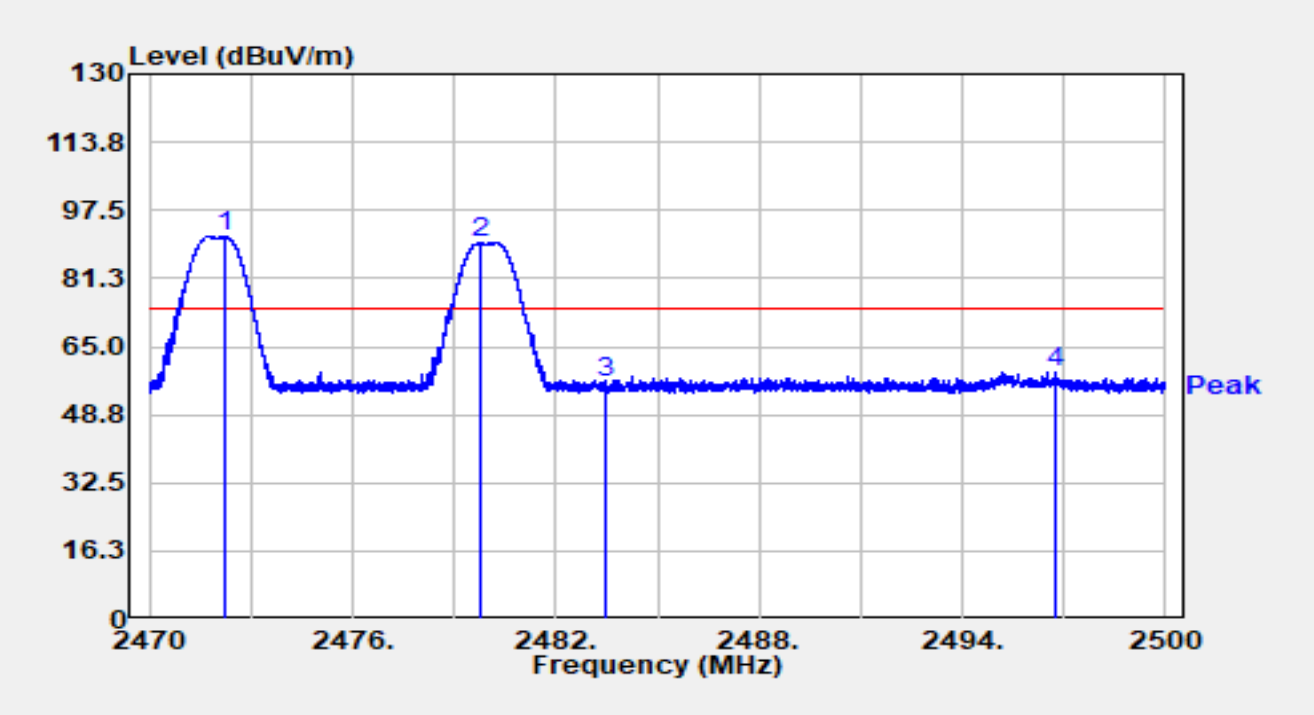

No	Mark	Frequency (MHz)	Reading (dBμV)	C.F (dB/m)	Measurement (dBμV/m)	Margin (dB)	Limit (dBμV/m)	Detector
1		2472.232	58.87	32.38	91.25	N/A	N/A	Peak
2		2479.756	57.35	32.38	89.74	N/A	N/A	Peak
3		2483.500	24.28	32.38	56.66	-17.34	74.00	Peak
4	*	2496.736	26.41	32.39	58.80	-15.20	74.00	Peak

Notes:

1. " *", means this data is the worst emission level.
2. C.F (dB/m) = Antenna Factor (dB/m)+ Cable Loss (dB).
3. Measurement(dBμV/m) = Reading(dBμV) + C.F (dB/m).

Site	WZ-AC2	Test Date	2024-07-20
Test Engineer	Dick Shen	Temp./Humidity	25.5°C/56.8%
Factor	BBHA 9120D_1457_1-18GHz	Polarity	Vertical
EUT	ACCESS POINT	Test Voltage	AC 120V/60Hz
Test Mode	Transmit at Ant 2 2472MHz Ant 1 2480MHZ		

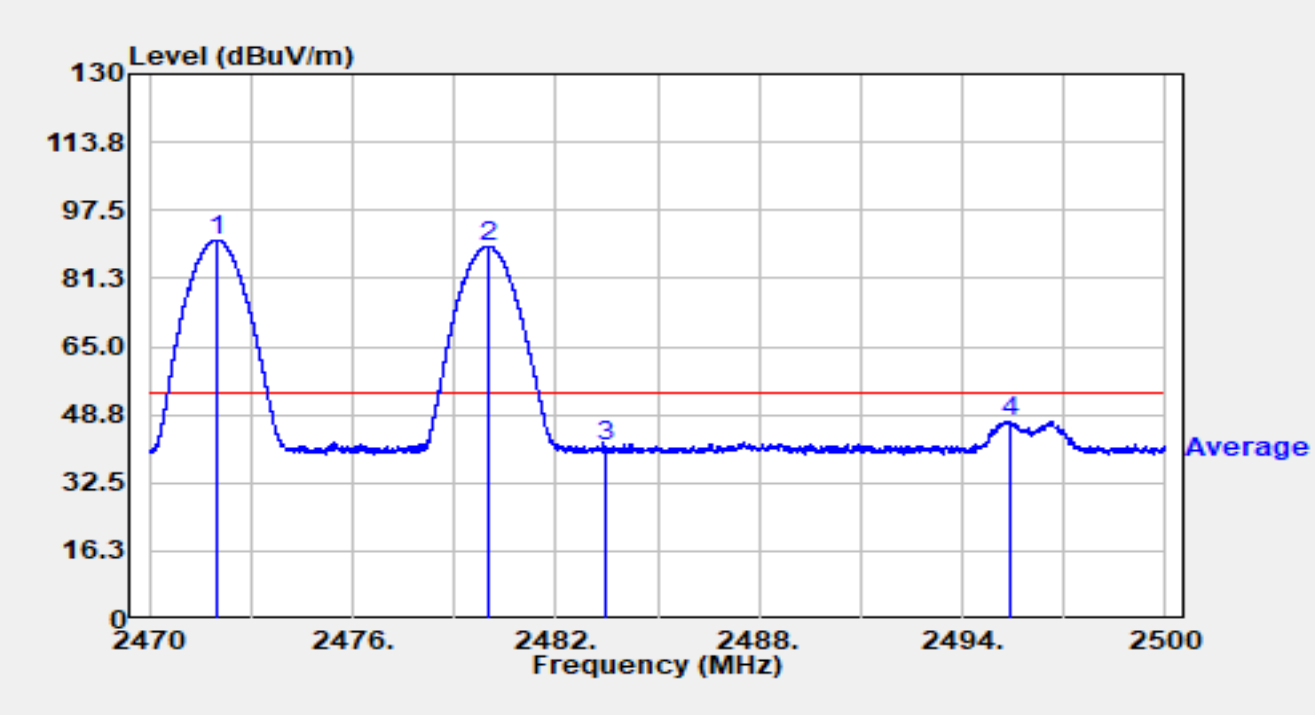

No	Mark	Frequency (MHz)	Reading (dBμV)	C.F (dB/m)	Measurement (dBμV/m)	Margin (dB)	Limit (dBμV/m)	Detector
1		2472.010	58.05	32.38	90.43	N/A	N/A	Average
2		2479.990	56.51	32.38	88.90	N/A	N/A	Average
3		2483.500	8.66	32.38	41.04	-12.96	54.00	Average
4	*	2495.422	14.77	32.39	47.16	-6.84	54.00	Average

Notes:

1. " *", means this data is the worst emission level.
2. C.F (dB/m) = Antenna Factor (dB/m)+ Cable Loss (dB).
3. Measurement(dBμV/m) = Reading(dBμV) + C.F (dB/m).

Site	WZ-AC2	Test Date	2024-07-20
Test Engineer	Dick Shen	Temp./Humidity	25.5°C/56.8%
Factor	BBHA 9120D_1457_1-18GHz	Polarity	Horizontal
EUT	ACCESS POINT	Test Voltage	AC 120V/60Hz
Test Mode	Transmit at Ant 2 2474MHz Ant 1 2468MHZ		

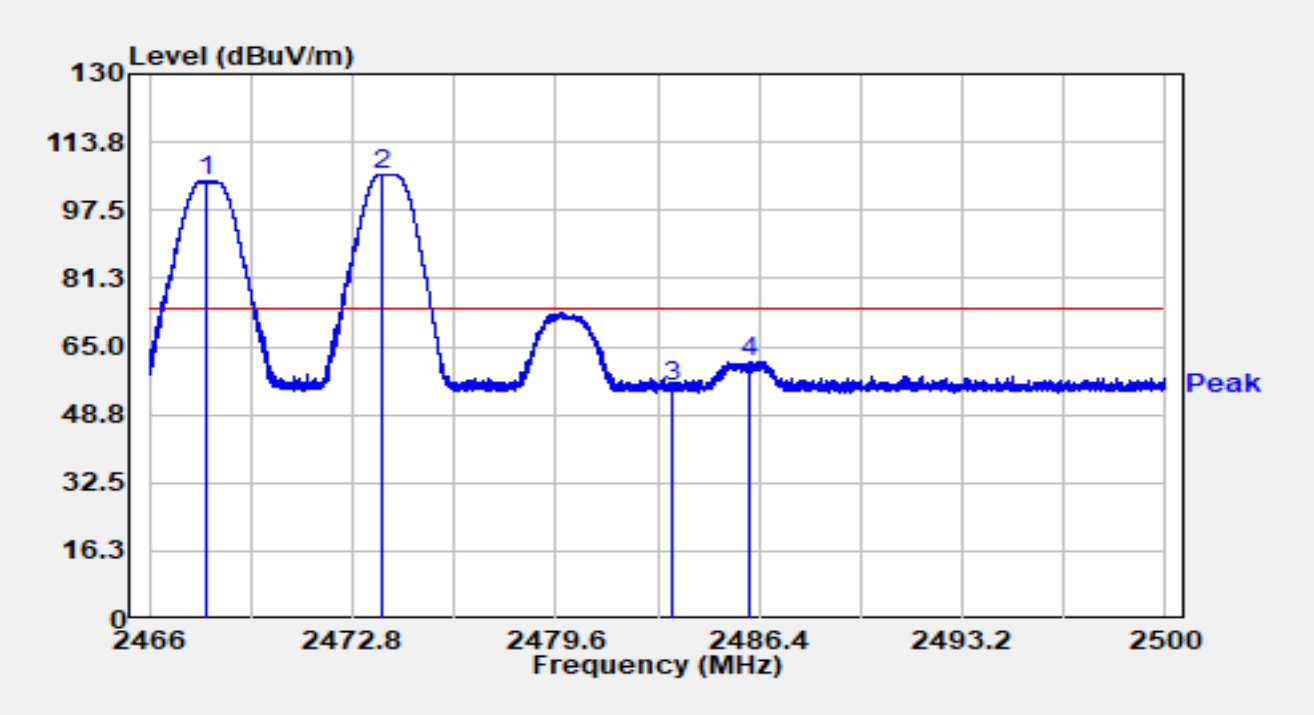

No	Mark	Frequency (MHz)	Reading (dBμV)	C.F (dB/m)	Measurement (dBμV/m)	Margin (dB)	Limit (dBμV/m)	Detector
1		2467.890	72.19	32.37	104.57	N/A	N/A	Peak
2		2473.742	73.76	32.39	106.15	N/A	N/A	Peak
3		2483.500	22.85	32.38	55.24	-18.76	74.00	Peak
4	*	2486.036	29.15	32.38	61.53	-12.47	74.00	Peak

Notes:

1. " *", means this data is the worst emission level.
2. C.F (dB/m) = Antenna Factor (dB/m)+ Cable Loss (dB).
3. Measurement(dBμV/m) = Reading(dBμV) + C.F (dB/m).

Site	WZ-AC2	Test Date	2024-07-20
Test Engineer	Dick Shen	Temp./Humidity	25.5°C/56.8%
Factor	BBHA 9120D_1457_1-18GHz	Polarity	Horizontal
EUT	ACCESS POINT	Test Voltage	AC 120V/60Hz
Test Mode	Transmit at Ant 2 2474MHz Ant 1 2468MHZ		

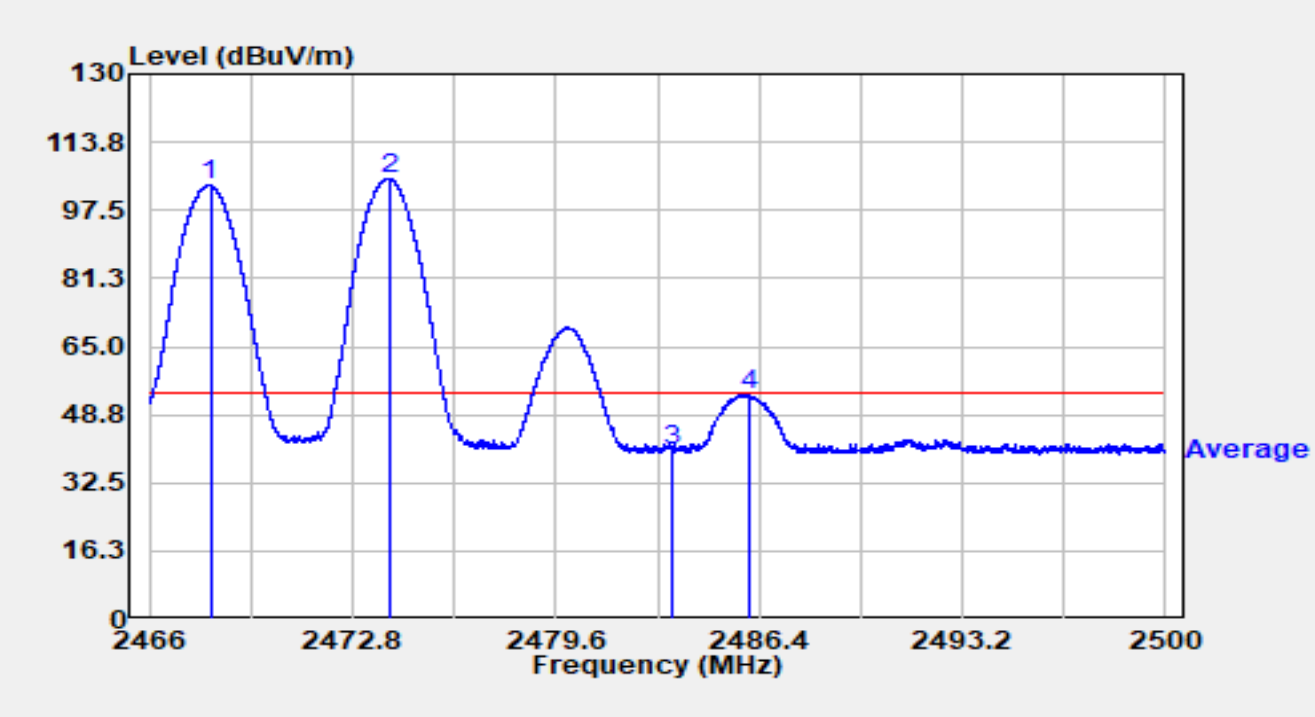

No	Mark	Frequency (MHz)	Reading (dBμV)	C.F (dB/m)	Measurement (dBμV/m)	Margin (dB)	Limit (dBμV/m)	Detector
1		2468.040	71.07	32.37	103.44	N/A	N/A	Average
2		2474.072	72.64	32.39	105.02	N/A	N/A	Average
3		2483.500	8.03	32.38	40.41	-13.59	54.00	Average
4	*	2486.036	21.12	32.38	53.50	-0.50	54.00	Average

Notes:

1. " *", means this data is the worst emission level.
2. C.F (dB/m) = Antenna Factor (dB/m)+ Cable Loss (dB).
3. Measurement(dBμV/m) = Reading(dBμV) + C.F (dB/m).

Site	WZ-AC2	Test Date	2024-07-20
Test Engineer	Dick Shen	Temp./Humidity	25.5°C/56.8%
Factor	BBHA 9120D_1457_1-18GHz	Polarity	Vertical
EUT	ACCESS POINT	Test Voltage	AC 120V/60Hz
Test Mode	Transmit at Ant 2 2474MHz Ant 1 2468MHZ		

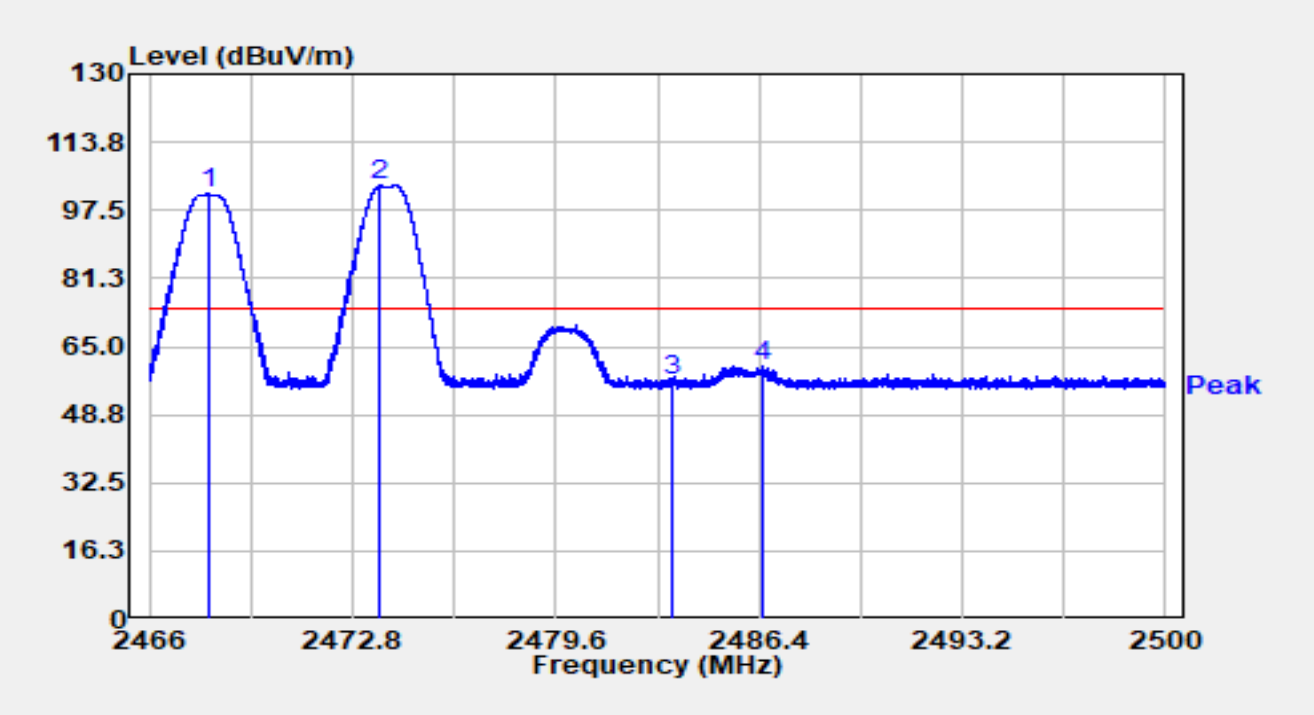

No	Mark	Frequency (MHz)	Reading (dBμV)	C.F (dB/m)	Measurement (dBμV/m)	Margin (dB)	Limit (dBμV/m)	Detector
1		2467.969	69.22	32.37	101.59	N/A	N/A	Peak
2		2473.725	70.98	32.39	103.37	N/A	N/A	Peak
3		2483.500	24.52	32.38	56.90	-17.10	74.00	Peak
4	*	2486.516	28.07	32.38	60.45	-13.55	74.00	Peak

Notes:

1. " *", means this data is the worst emission level.
2. C.F (dB/m) = Antenna Factor (dB/m)+ Cable Loss (dB).
3. Measurement(dBμV/m) = Reading(dBμV) + C.F (dB/m).

Site	WZ-AC2	Test Date	2024-07-20
Test Engineer	Dick Shen	Temp./Humidity	25.5°C/56.8%
Factor	BBHA 9120D_1457_1-18GHz	Polarity	Vertical
EUT	ACCESS POINT	Test Voltage	AC 120V/60Hz
Test Mode	Transmit at Ant 2 2474MHz Ant 1 2468MHZ		

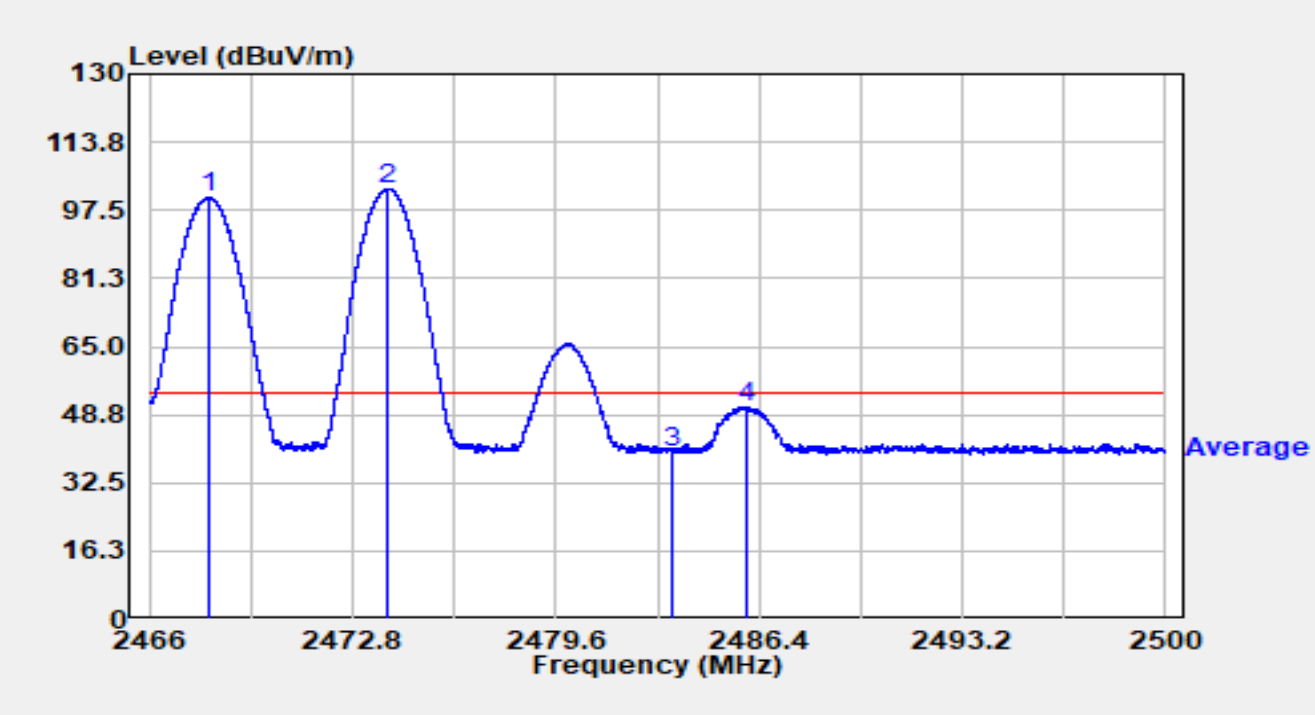

No	Mark	Frequency (MHz)	Reading (dBμV)	C.F (dB/m)	Measurement (dBμV/m)	Margin (dB)	Limit (dBμV/m)	Detector
1		2467.979	68.22	32.37	100.59	N/A	N/A	Average
2		2473.993	70.36	32.39	102.75	N/A	N/A	Average
3		2483.500	7.43	32.38	39.81	-14.19	54.00	Average
4	*	2486.016	18.26	32.38	50.64	-3.36	54.00	Average

Notes:

1. " *", means this data is the worst emission level.
2. C.F (dB/m) = Antenna Factor (dB/m)+ Cable Loss (dB).
3. Measurement(dBμV/m) = Reading(dBμV) + C.F (dB/m).

Site	WZ-AC2	Test Date	2024-07-28
Test Engineer	Dick Shen	Temp./Humidity	25.5°C/56.8%
Factor	BBHA 9120D_1457_1-18GHz	Polarity	Horizontal
EUT	ACCESS POINT	Test Voltage	AC 120V/60Hz
Test Mode	Transmit at Ant 2 2474MHz Ant 1 2470MHZ		

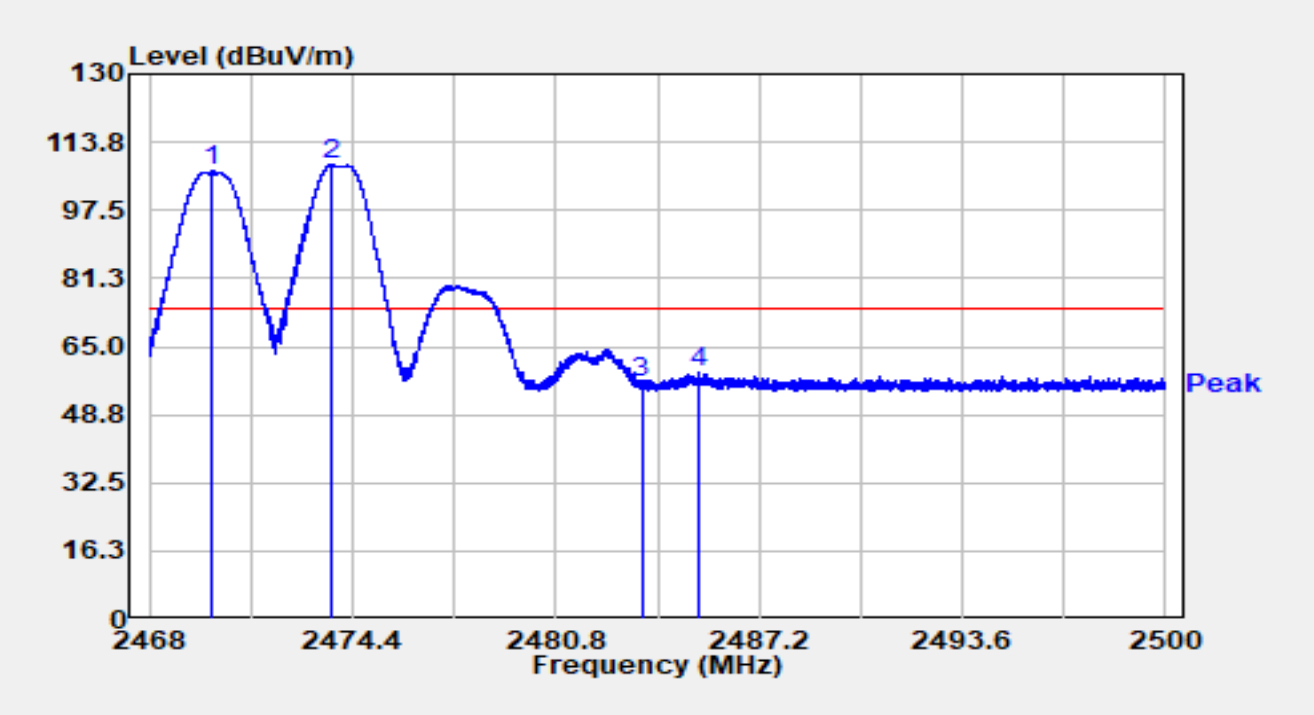

No	Mark	Frequency (MHz)	Reading (dBμV)	C.F (dB/m)	Measurement (dBμV/m)	Margin (dB)	Limit (dBμV/m)	Detector
1		2469.949	74.38	32.38	106.76	N/A	N/A	Peak
2		2473.706	75.85	32.39	108.24	N/A	N/A	Peak
3		2483.500	24.06	32.38	56.44	-17.56	74.00	Peak
4	*	2485.280	26.29	32.38	58.67	-15.33	74.00	Peak

Notes:

1. " *", means this data is the worst emission level.
2. C.F (dB/m) = Antenna Factor (dB/m)+ Cable Loss (dB).
3. Measurement(dBμV/m) = Reading(dBμV) + C.F (dB/m).

Site	WZ-AC2	Test Date	2024-07-28
Test Engineer	Dick Shen	Temp./Humidity	25.5°C/56.8%
Factor	BBHA 9120D_1457_1-18GHz	Polarity	Horizontal
EUT	ACCESS POINT	Test Voltage	AC 120V/60Hz
Test Mode	Transmit at Ant 2 2474MHz Ant 1 2470MHZ		

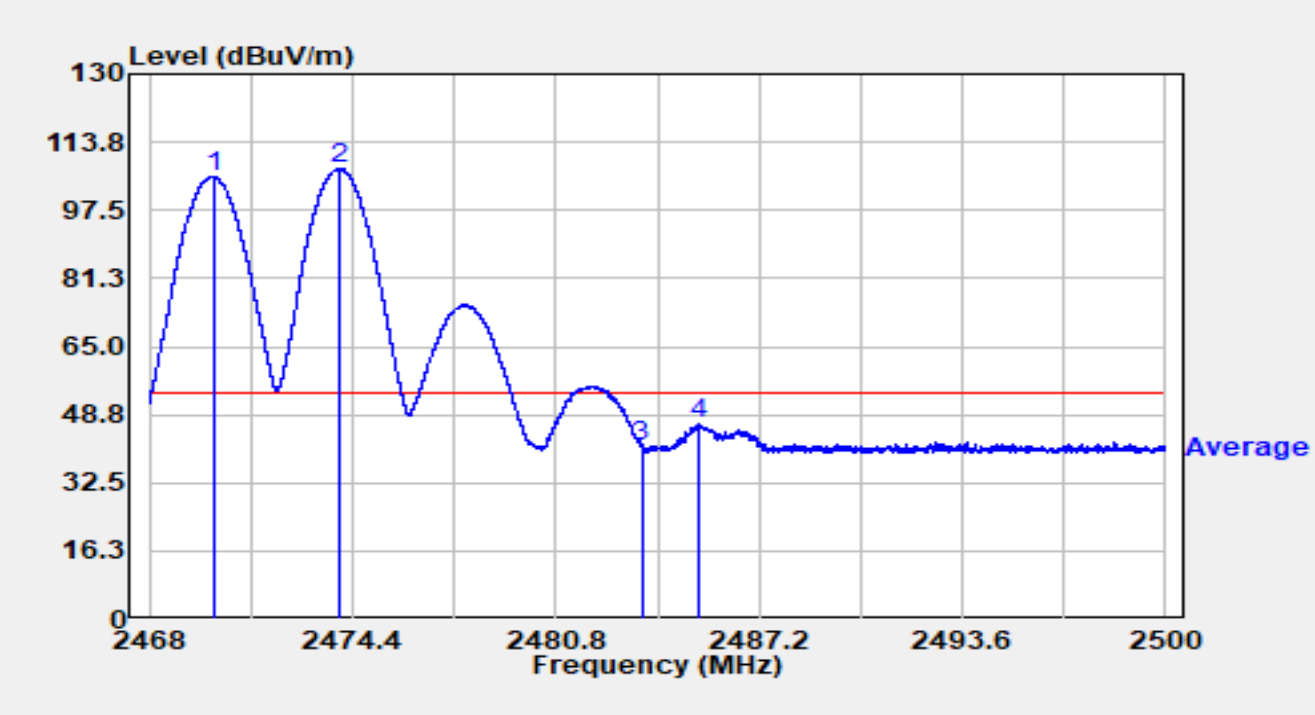

No	Mark	Frequency (MHz)	Reading (dBμV)	C.F (dB/m)	Measurement (dBμV/m)	Margin (dB)	Limit (dBμV/m)	Detector
1		2470.010	73.21	32.38	105.59	N/A	N/A	Average
2		2473.984	75.11	32.39	107.50	N/A	N/A	Average
3		2483.500	8.93	32.38	41.32	-12.68	54.00	Average
4	*	2485.283	14.01	32.38	46.39	-7.61	54.00	Average

Notes:

1. " *", means this data is the worst emission level.
2. C.F (dB/m) = Antenna Factor (dB/m)+ Cable Loss (dB).
3. Measurement(dBμV/m) = Reading(dBμV) + C.F (dB/m).

Site	WZ-AC2	Test Date	2024-07-20
Test Engineer	Dick Shen	Temp./Humidity	25.5°C/56.8%
Factor	BBHA 9120D_1457_1-18GHz	Polarity	Vertical
EUT	ACCESS POINT	Test Voltage	AC 120V/60Hz
Test Mode	Transmit at Ant 2 2474MHz Ant 1 2470MHZ		

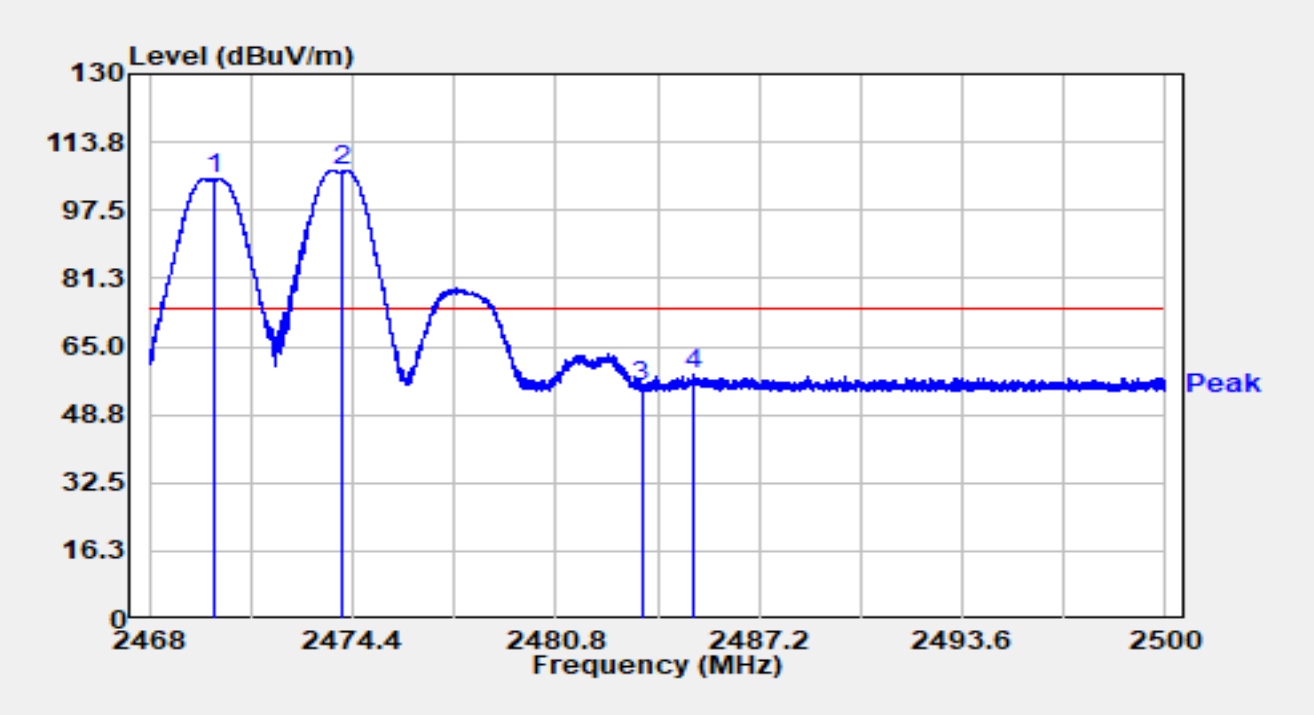

No	Mark	Frequency (MHz)	Reading (dBμV)	C.F (dB/m)	Measurement (dBμV/m)	Margin (dB)	Limit (dBμV/m)	Detector
1		2470.022	72.85	32.38	105.23	N/A	N/A	Peak
2		2474.090	74.61	32.39	106.99	N/A	N/A	Peak
3		2483.500	22.89	32.38	55.27	-18.73	74.00	Peak
4	*	2485.146	26.19	32.38	58.58	-15.42	74.00	Peak

Notes:

1. " *", means this data is the worst emission level.
2. C.F (dB/m) = Antenna Factor (dB/m)+ Cable Loss (dB).
3. Measurement(dBμV/m) = Reading(dBμV) + C.F (dB/m).

Site	WZ-AC2	Test Date	2024-07-20
Test Engineer	Dick Shen	Temp./Humidity	25.5°C/56.8%
Factor	BBHA 9120D_1457_1-18GHz	Polarity	Vertical
EUT	ACCESS POINT	Test Voltage	AC 120V/60Hz
Test Mode	Transmit at Ant 2 2474MHz Ant 1 2470MHZ		

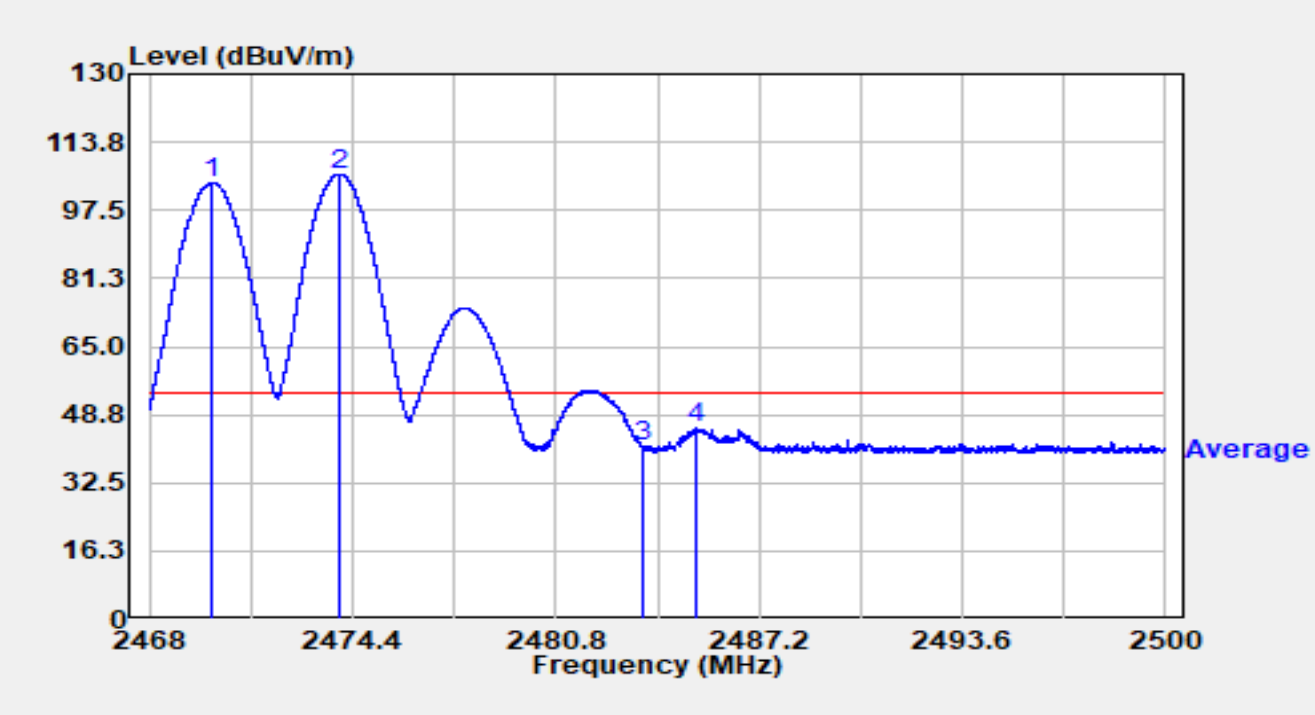

No	Mark	Frequency (MHz)	Reading (dBμV)	C.F (dB/m)	Measurement (dBμV/m)	Margin (dB)	Limit (dBμV/m)	Detector
1		2469.990	71.81	32.38	104.19	N/A	N/A	Average
2		2473.974	73.78	32.39	106.17	N/A	N/A	Average
3		2483.501	8.82	32.38	41.20	-12.80	54.00	Average
4	*	2485.184	13.06	32.38	45.44	-8.56	54.00	Average

Notes:

1. " *", means this data is the worst emission level.
2. C.F (dB/m) = Antenna Factor (dB/m)+ Cable Loss (dB).
3. Measurement(dBμV/m) = Reading(dBμV) + C.F (dB/m).

Site	WZ-AC2	Test Date	2024-07-20
Test Engineer	Dick Shen	Temp./Humidity	25.5°C/56.8%
Factor	BBHA 9120D_1457_1-18GHz	Polarity	Horizontal
EUT	ACCESS POINT	Test Voltage	AC 120V/60Hz
Test Mode	Transmit at Ant 2 2474MHz Ant 1 2472MHZ		

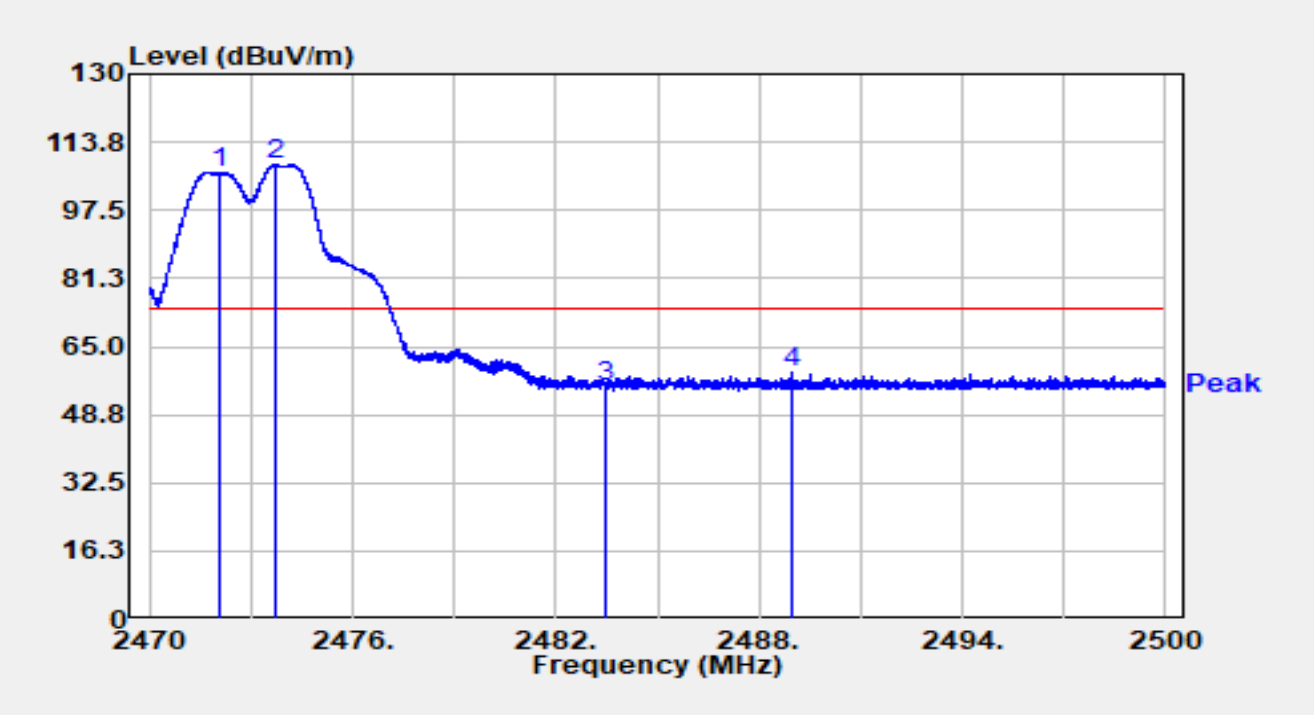

No	Mark	Frequency (MHz)	Reading (dBμV)	C.F (dB/m)	Measurement (dBμV/m)	Margin (dB)	Limit (dBμV/m)	Detector
1		2472.040	74.24	32.38	106.62	N/A	N/A	Peak
2		2473.726	75.91	32.39	108.30	N/A	N/A	Peak
3		2483.500	22.86	32.38	55.24	-18.76	74.00	Peak
4	*	2488.960	26.25	32.38	58.63	-15.37	74.00	Peak

Notes:

1. " *", means this data is the worst emission level.
2. C.F (dB/m) = Antenna Factor (dB/m)+ Cable Loss (dB).
3. Measurement(dBμV/m) = Reading(dBμV) + C.F (dB/m).