Site	WZ-AC2	Test Date	2024-07-30
Test Engineer	Bob Zhang	Temp./Humidity	25.5°C/56.8%
Factor	BBHA 9120D_1457_1-18GHz	Polarity	Vertical
EUT	ACCESS POINT	Test Voltage	AC 120V/60Hz
Test Mode	Transmit by at Ant 4 2470MHz Ant 1 2480MHz		

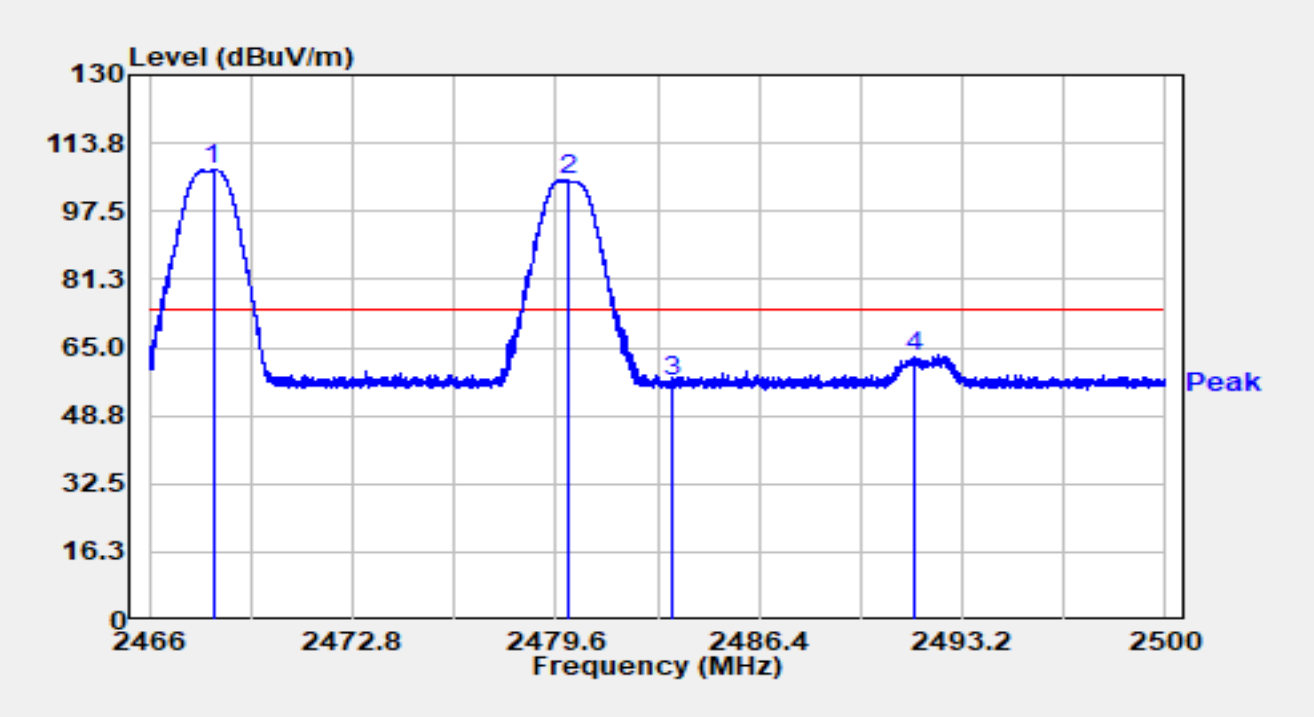

No	Mark	Frequency (MHz)	Reading (dBμV)	C.F (dB/m)	Measurement (dBμV/m)	Margin (dB)	Limit (dBμV/m)	Detector
1		2468.128	74.92	32.38	107.29	N/A	N/A	Peak
2		2479.977	72.75	32.38	105.13	N/A	N/A	Peak
3		2483.500	24.66	32.38	57.04	-16.96	74.00	Peak
4	*	2491.568	30.66	32.38	63.03	-10.97	74.00	Peak

Notes:

1. " *", means this data is the worst emission level.

2. C.F (dB/m) = Antenna Factor (dB/m) + Cable Loss (dB).

3. Measurement(dBμV/m) = Reading(dBμV) + C.F (dB/m).

Site	WZ-AC2	Test Date	2024-07-30
Test Engineer	Bob Zhang	Temp./Humidity	25.5°C/56.8%
Factor	BBHA 9120D_1457_1-18GHz	Polarity	Vertical
EUT	ACCESS POINT	Test Voltage	AC 120V/60Hz
Test Mode	Transmit by at Ant 4 2470MHz Ant 1 2480MHz		

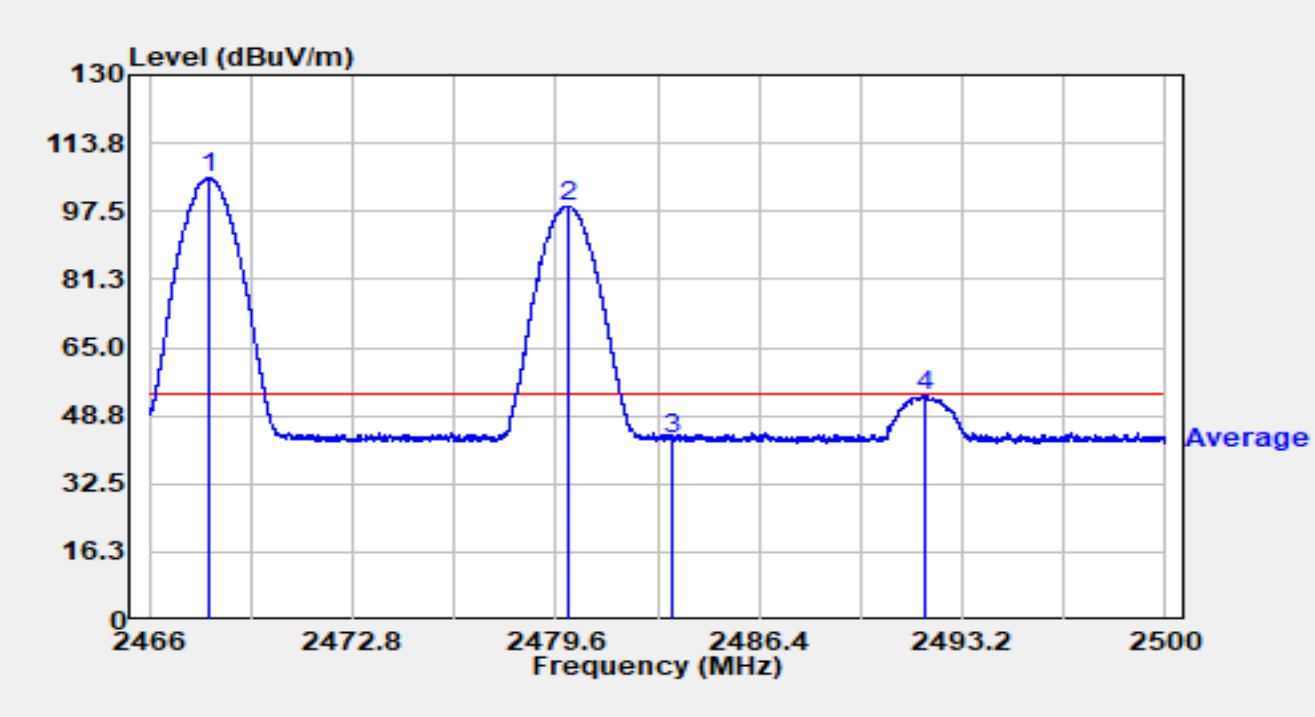

No	Mark	Frequency (MHz)	Reading (dBμV)	C.F (dB/m)	Measurement (dBμV/m)	Margin (dB)	Limit (dBμV/m)	Detector
1		2468.023	73.10	32.37	105.47	N/A	N/A	Average
2		2479.994	66.45	32.38	98.83	N/A	N/A	Average
3		2483.500	11.01	32.38	43.39	-10.61	54.00	Average
4	*	2491.986	21.05	32.38	53.43	-0.57	54.00	Average

Notes:

1. " *", means this data is the worst emission level.
2. C.F (dB/m) = Antenna Factor (dB/m) + Cable Loss (dB).
3. Measurement(dBμV/m) = Reading(dBμV) + C.F (dB/m).

Site	WZ-AC2	Test Date	2024-07-30
Test Engineer	Bob Zhang	Temp./Humidity	25.5°C/56.8%
Factor	BBHA 9120D_1457_1-18GHz	Polarity	Horizontal
EUT	ACCESS POINT	Test Voltage	AC 120V/60Hz
Test Mode	Transmit by at Ant 4 2470MHz Ant 1 2474MHz		

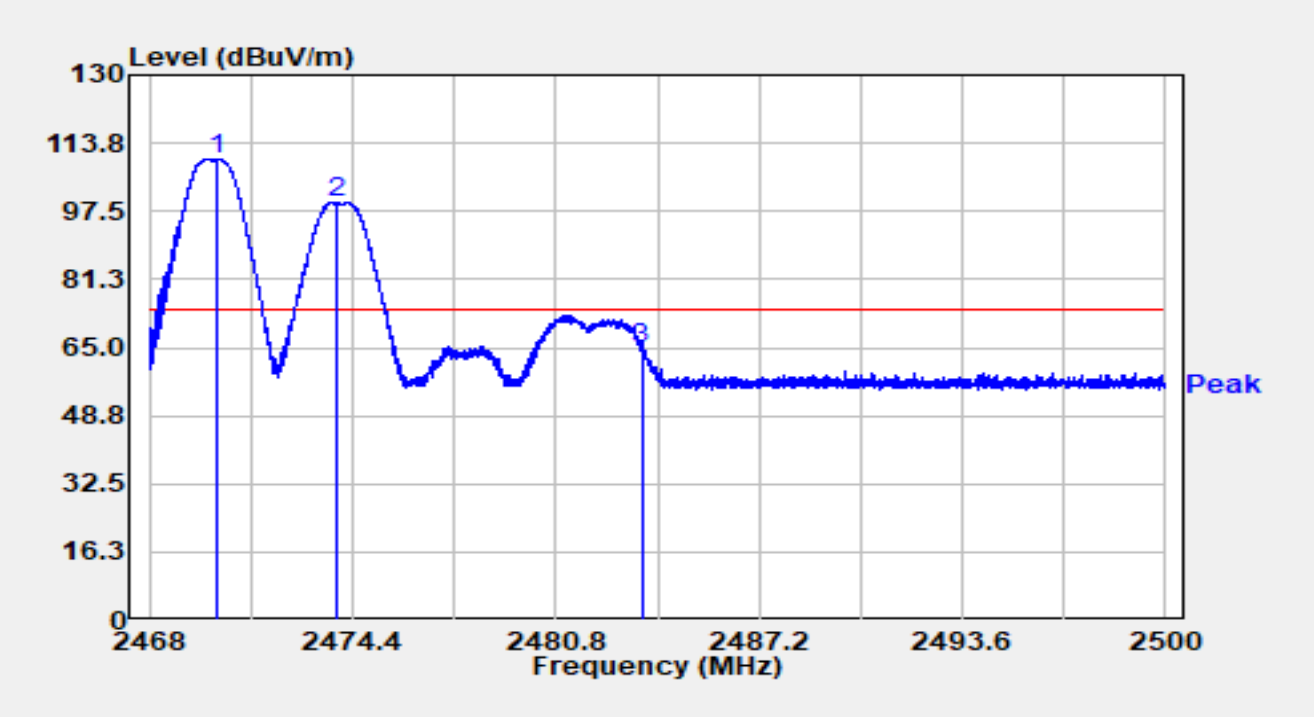

No	Mark	Frequency (MHz)	Reading (dBμV)	C.F (dB/m)	Measurement (dBμV/m)	Margin (dB)	Limit (dBμV/m)	Detector
1		2470.125	77.47	32.38	109.85	N/A	N/A	Peak
2		2473.936	67.11	32.39	99.50	N/A	N/A	Peak
3	*	2483.500	32.32	32.38	64.71	-9.29	74.00	Peak

Notes:

1. " *", means this data is the worst emission level.
2. C.F (dB/m) = Antenna Factor (dB/m) + Cable Loss (dB).
3. Measurement(dBμV/m) = Reading(dBμV) + C.F (dB/m).

Site	WZ-AC2	Test Date	2024-07-30
Test Engineer	Bob Zhang	Temp./Humidity	25.5°C/56.8%
Factor	BBHA 9120D_1457_1-18GHz	Polarity	Horizontal
EUT	ACCESS POINT	Test Voltage	AC 120V/60Hz
Test Mode	Transmit by at Ant 4 2470MHz Ant 1 2474MHz		

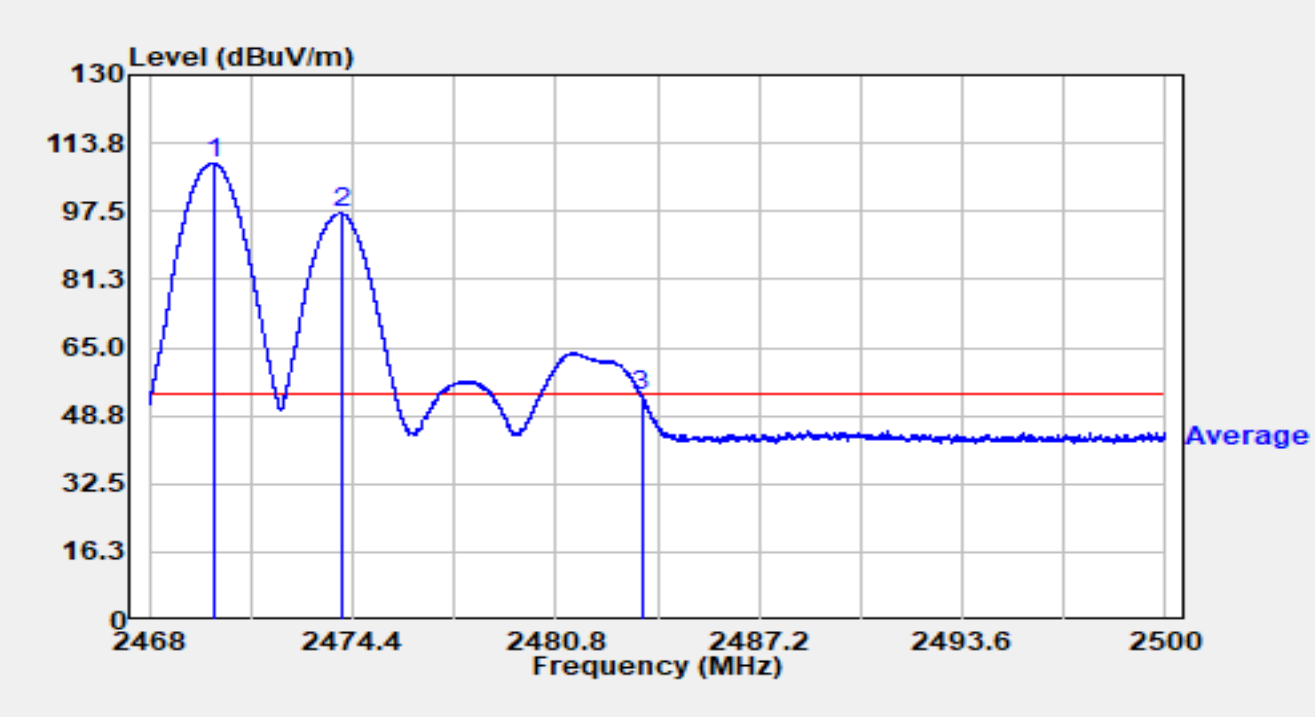

No	Mark	Frequency (MHz)	Reading (dBμV)	C.F (dB/m)	Measurement (dBμV/m)	Margin (dB)	Limit (dBμV/m)	Detector
1		2470.022	76.77	32.38	109.15	N/A	N/A	Average
2		2474.032	64.63	32.39	97.02	N/A	N/A	Average
3	*	2483.500	20.98	32.38	53.37	-0.63	54.00	Average

Notes:

1. " *", means this data is the worst emission level.
2. C.F (dB/m) = Antenna Factor (dB/m) + Cable Loss (dB).
3. Measurement(dBμV/m) = Reading(dBμV) + C.F (dB/m).

Site	WZ-AC2	Test Date	2024-07-30
Test Engineer	Bob Zhang	Temp./Humidity	25.5°C/56.8%
Factor	BBHA 9120D_1457_1-18GHz	Polarity	Vertical
EUT	ACCESS POINT	Test Voltage	AC 120V/60Hz
Test Mode	Transmit by at Ant 4 2470MHz Ant 1 2474MHz		

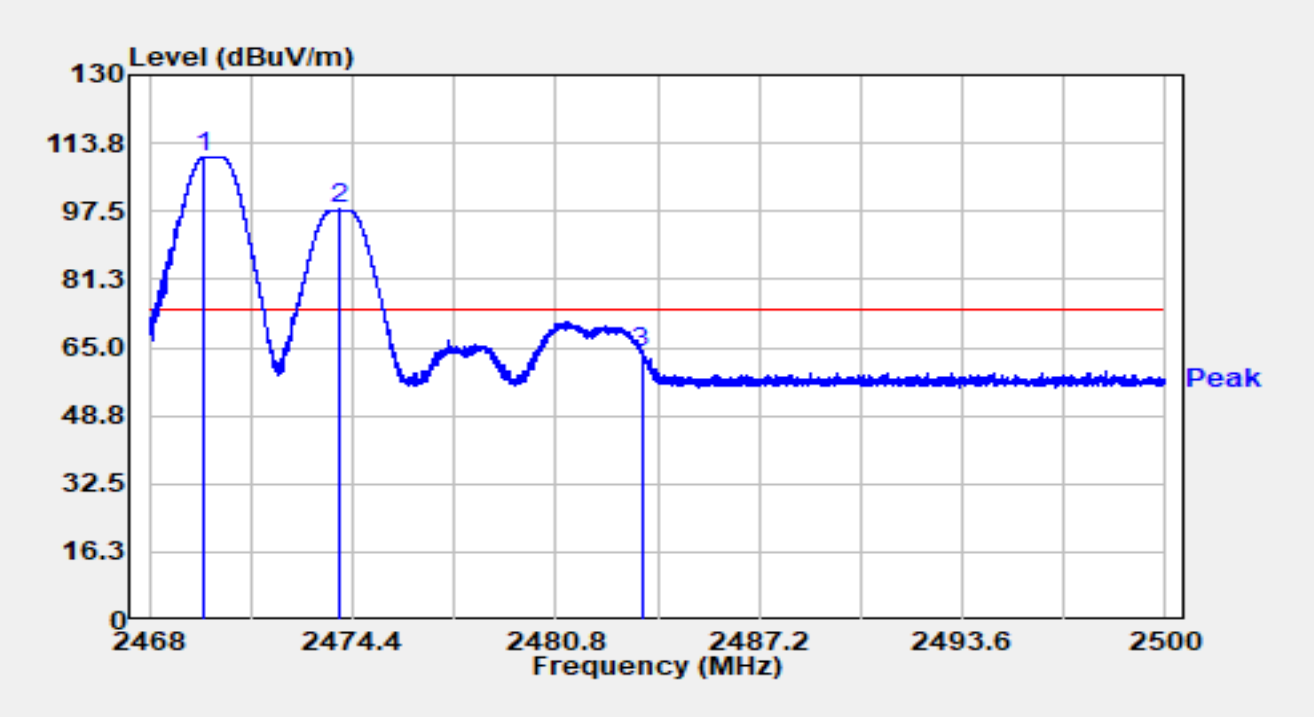

No	Mark	Frequency (MHz)	Reading (dBμV)	C.F (dB/m)	Measurement (dBμV/m)	Margin (dB)	Limit (dBμV/m)	Detector
1		2469.744	78.23	32.38	110.61	N/A	N/A	Peak
2		2474.019	65.50	32.39	97.89	N/A	N/A	Peak
3	*	2483.500	31.46	32.38	63.84	-10.16	74.00	Peak

Notes:

1. " *", means this data is the worst emission level.
2. C.F (dB/m) = Antenna Factor (dB/m) + Cable Loss (dB).
3. Measurement(dBμV/m) = Reading(dBμV) + C.F (dB/m).

Site	WZ-AC2	Test Date	2024-07-30
Test Engineer	Bob Zhang	Temp./Humidity	25.5°C/56.8%
Factor	BBHA 9120D_1457_1-18GHz	Polarity	Vertical
EUT	ACCESS POINT	Test Voltage	AC 120V/60Hz
Test Mode	Transmit by at Ant 4 2470MHz Ant 1 2474MHz		

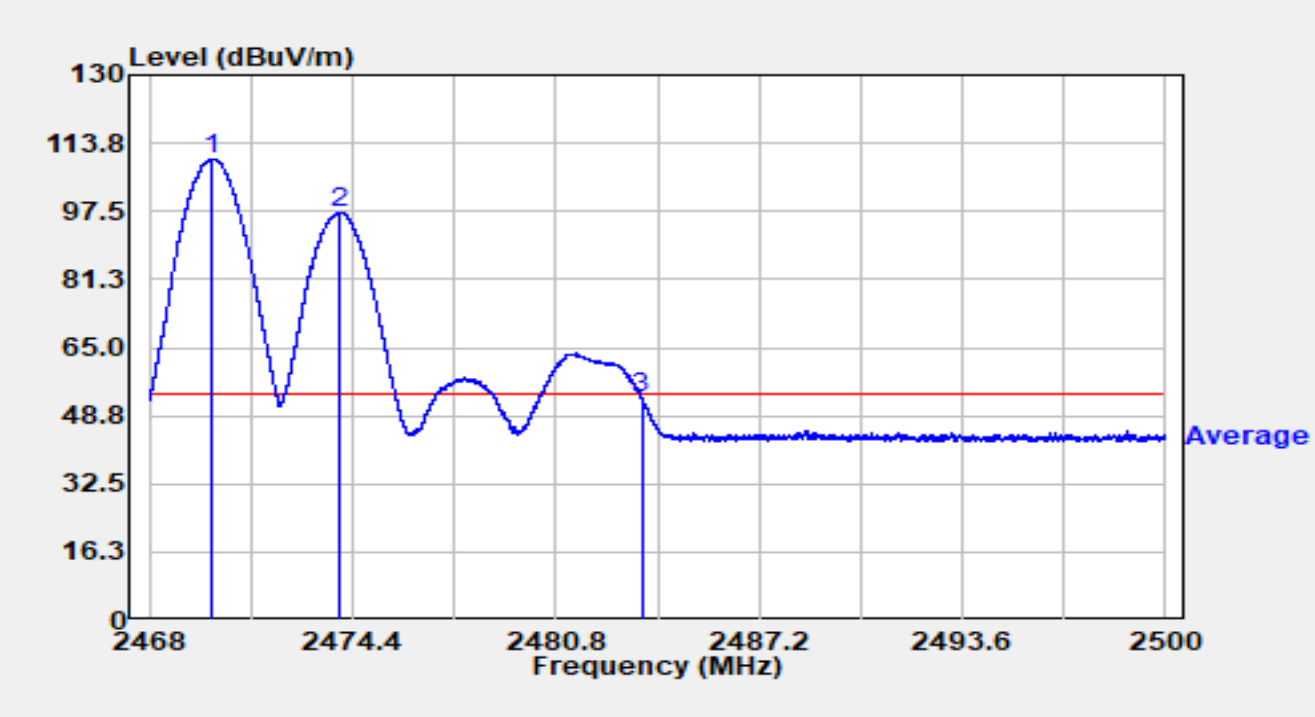

No	Mark	Frequency (MHz)	Reading (dBμV)	C.F (dB/m)	Measurement (dBμV/m)	Margin (dB)	Limit (dBμV/m)	Detector
1		2469.981	77.63	32.38	110.01	N/A	N/A	Average
2		2474.022	64.69	32.39	97.08	N/A	N/A	Average
3	*	2483.500	20.73	32.38	53.11	-0.89	54.00	Average

Notes:

1. " *", means this data is the worst emission level.
2. C.F (dB/m) = Antenna Factor (dB/m) + Cable Loss (dB).
3. Measurement(dBμV/m) = Reading(dBμV) + C.F (dB/m).

Site	WZ-AC2	Test Date	2024-07-30
Test Engineer	Bob Zhang	Temp./Humidity	25.5°C/56.8%
Factor	BBHA 9120D_1457_1-18GHz	Polarity	Horizontal
EUT	ACCESS POINT	Test Voltage	AC 120V/60Hz
Test Mode	Transmit by at Ant 4 2470MHz Ant 1 2476MHz		

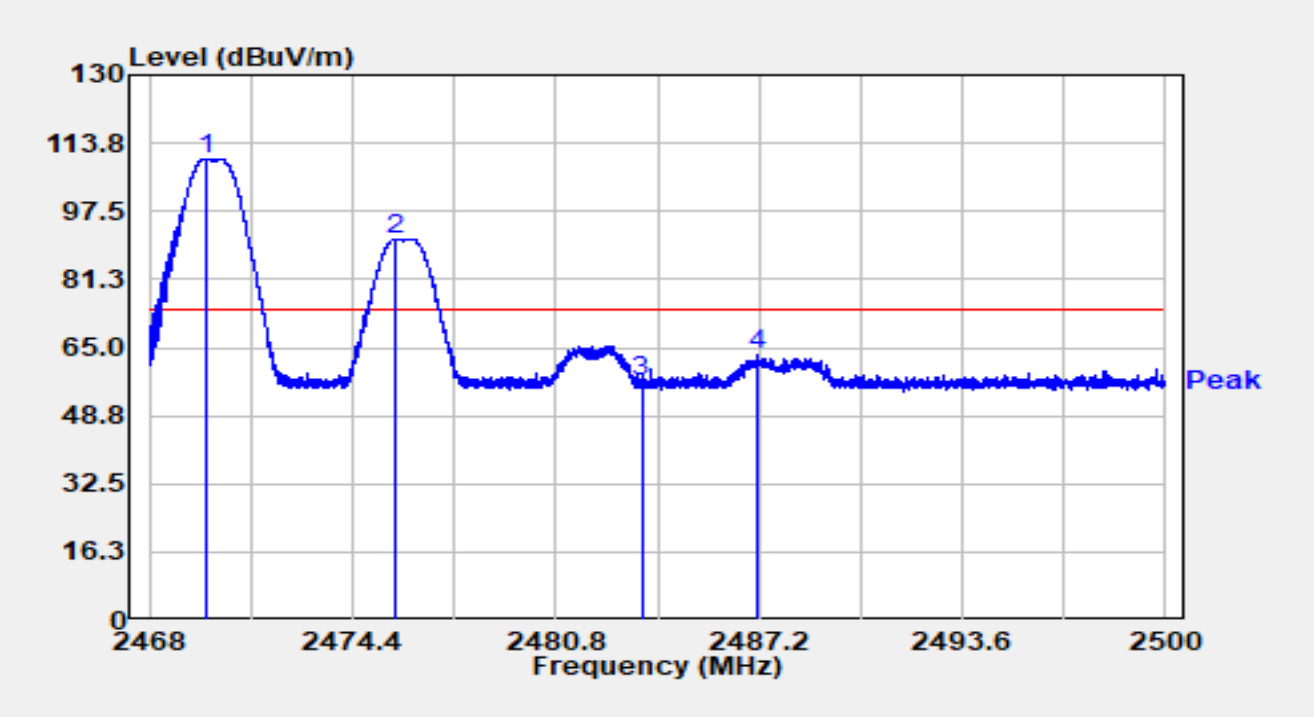

No	Mark	Frequency (MHz)	Reading (dBμV)	C.F (dB/m)	Measurement (dBμV/m)	Margin (dB)	Limit (dBμV/m)	Detector
1		2469.776	77.54	32.38	109.92	N/A	N/A	Peak
2		2475.750	58.53	32.39	90.91	N/A	N/A	Peak
3		2483.500	24.41	32.38	56.79	-17.21	74.00	Peak
4	*	2487.142	30.71	32.38	63.09	-10.91	74.00	Peak

Notes:

1. " *", means this data is the worst emission level.

2. C.F (dB/m) = Antenna Factor (dB/m) + Cable Loss (dB).

3. Measurement(dBμV/m) = Reading(dBμV) + C.F (dB/m).

Site	WZ-AC2	Test Date	2024-07-30
Test Engineer	Bob Zhang	Temp./Humidity	25.5°C/56.8%
Factor	BBHA 9120D_1457_1-18GHz	Polarity	Horizontal
EUT	ACCESS POINT	Test Voltage	AC 120V/60Hz
Test Mode	Transmit by at Ant 4 2470MHz Ant 1 2476MHz		

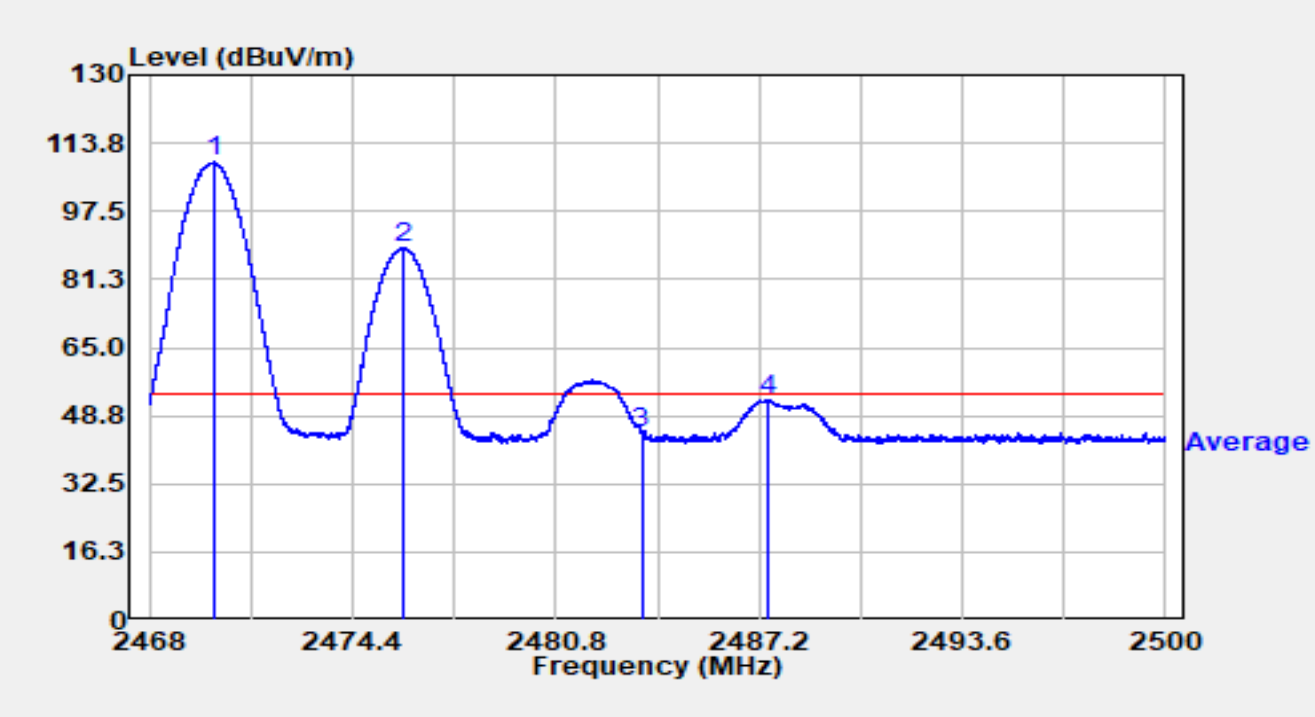

No	Mark	Frequency (MHz)	Reading (dBμV)	C.F (dB/m)	Measurement (dBμV/m)	Margin (dB)	Limit (dBμV/m)	Detector
1		2470.019	76.78	32.38	109.16	N/A	N/A	Average
2		2476.016	56.38	32.39	88.76	N/A	N/A	Average
3		2483.500	12.21	32.38	44.59	-9.41	54.00	Average
4	*	2487.510	20.16	32.38	52.54	-1.46	54.00	Average

Notes:

1. " *", means this data is the worst emission level.

2. C.F (dB/m) = Antenna Factor (dB/m) + Cable Loss (dB).

3. Measurement(dBμV/m) = Reading(dBμV) + C.F (dB/m).

Site	WZ-AC2	Test Date	2024-07-30
Test Engineer	Bob Zhang	Temp./Humidity	25.5°C/56.8%
Factor	BBHA 9120D_1457_1-18GHz	Polarity	Vertical
EUT	ACCESS POINT	Test Voltage	AC 120V/60Hz
Test Mode	Transmit by at Ant 4 2470MHz Ant 1 2476MHz		

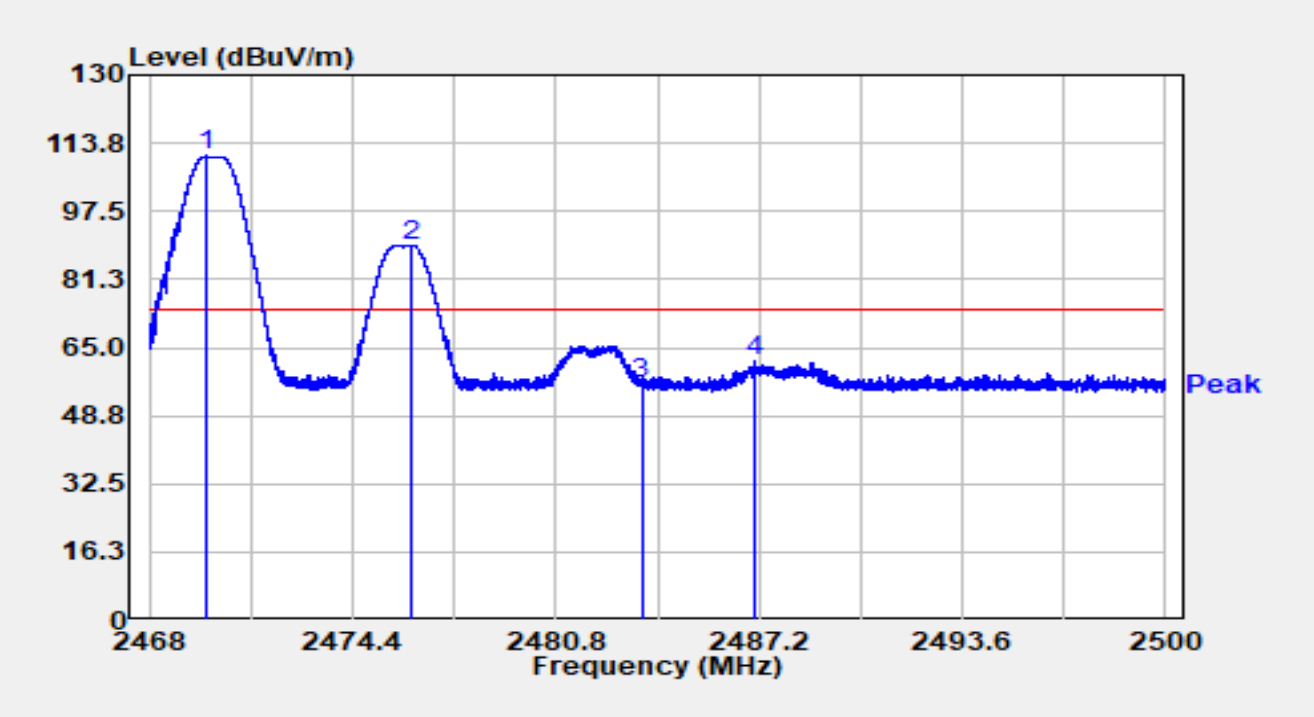

No	Mark	Frequency (MHz)	Reading (dBμV)	C.F (dB/m)	Measurement (dBμV/m)	Margin (dB)	Limit (dBμV/m)	Detector
1		2469.754	78.25	32.38	110.62	N/A	N/A	Peak
2		2476.262	57.08	32.39	89.46	N/A	N/A	Peak
3		2483.500	23.94	32.38	56.32	-17.68	74.00	Peak
4	*	2487.063	29.27	32.38	61.65	-12.35	74.00	Peak

Notes:

1. " *", means this data is the worst emission level.

2. C.F (dB/m) = Antenna Factor (dB/m) + Cable Loss (dB).

3. Measurement(dBμV/m) = Reading(dBμV) + C.F (dB/m).

Site	WZ-AC2	Test Date	2024-07-30
Test Engineer	Bob Zhang	Temp./Humidity	25.5°C/56.8%
Factor	BBHA 9120D_1457_1-18GHz	Polarity	Vertical
EUT	ACCESS POINT	Test Voltage	AC 120V/60Hz
Test Mode	Transmit by at Ant 4 2470MHz Ant 1 2476MHz		

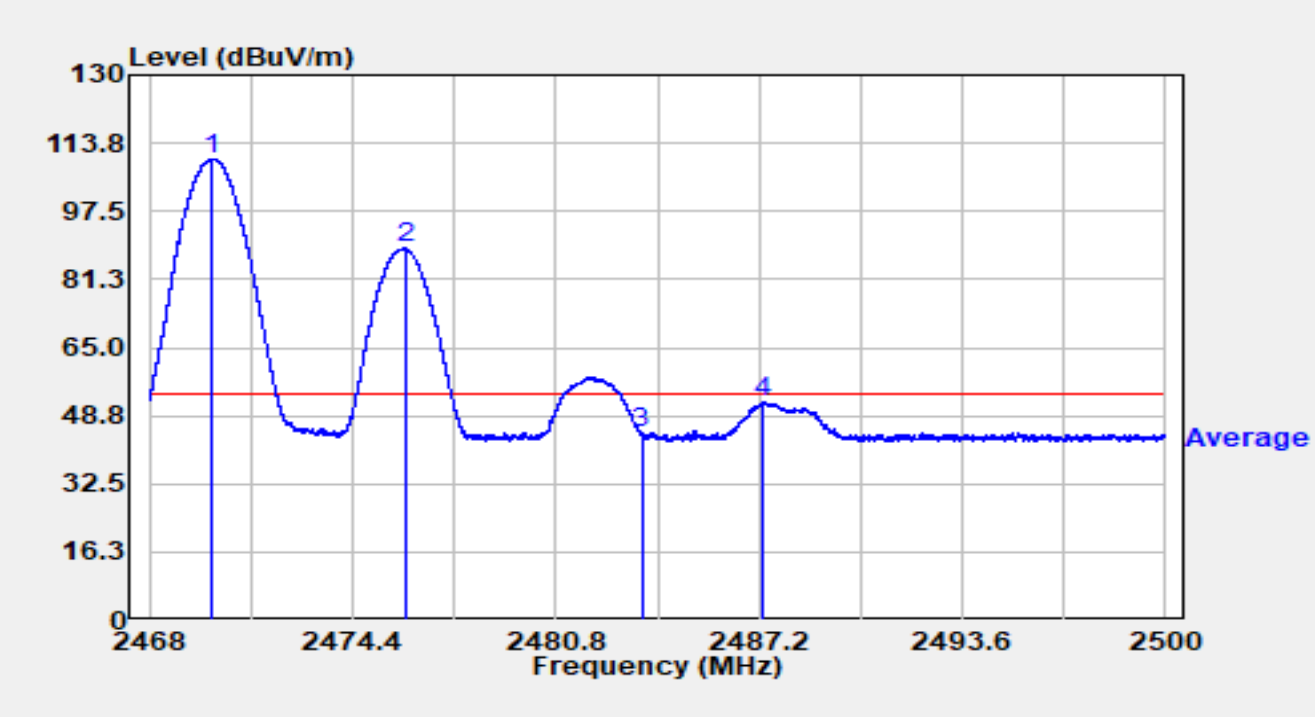

No	Mark	Frequency (MHz)	Reading (dBμV)	C.F (dB/m)	Measurement (dBμV/m)	Margin (dB)	Limit (dBμV/m)	Detector
1		2469.997	77.64	32.38	110.02	N/A	N/A	Average
2		2476.064	56.24	32.39	88.62	N/A	N/A	Average
3		2483.500	12.15	32.38	44.53	-9.47	54.00	Average
4	*	2487.322	19.44	32.38	51.82	-2.18	54.00	Average

Notes:

1. " *", means this data is the worst emission level.

2. C.F (dB/m) = Antenna Factor (dB/m) + Cable Loss (dB).

3. Measurement(dBμV/m) = Reading(dBμV) + C.F (dB/m).

Site	WZ-AC2	Test Date	2024-07-30
Test Engineer	Bob Zhang	Temp./Humidity	25.5°C/56.8%
Factor	BBHA 9120D_1457_1-18GHz	Polarity	Horizontal
EUT	ACCESS POINT	Test Voltage	AC 120V/60Hz
Test Mode	Transmit by at Ant 4 2470MHz Ant 1 2478MHz		

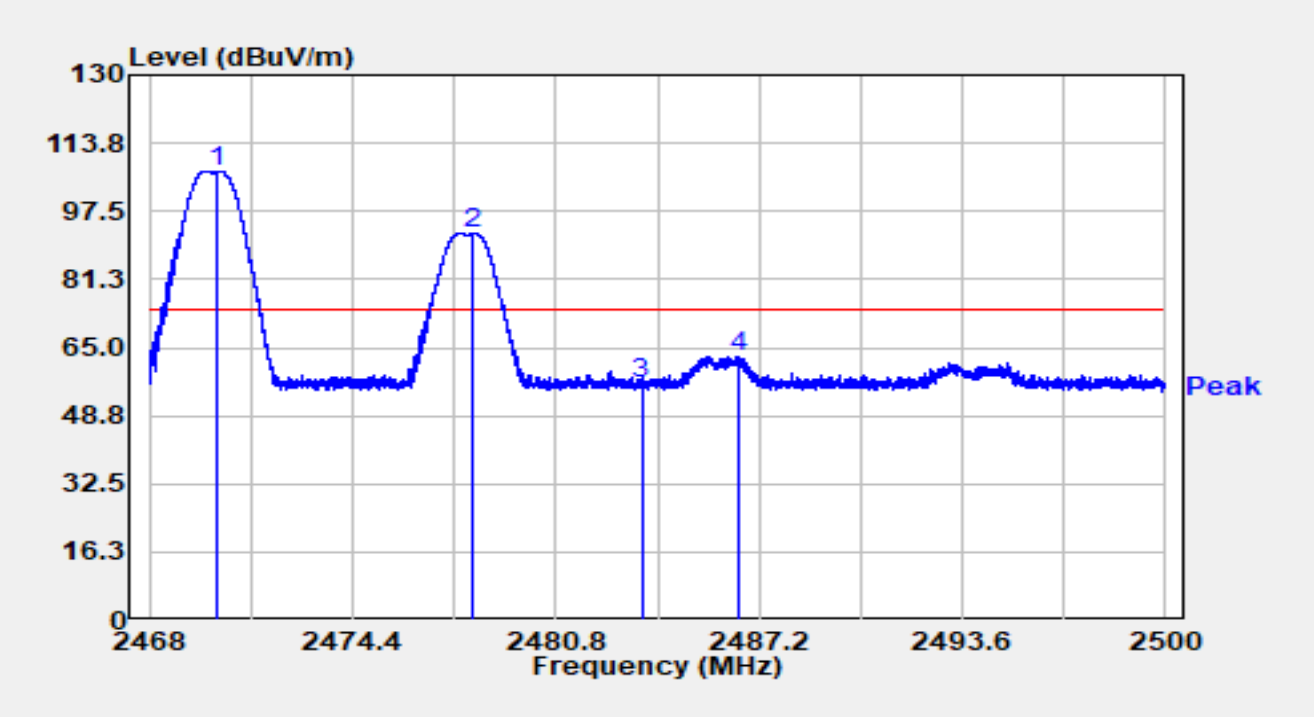

No	Mark	Frequency (MHz)	Reading (dBμV)	C.F (dB/m)	Measurement (dBμV/m)	Margin (dB)	Limit (dBμV/m)	Detector
1		2470.154	74.61	32.38	106.99	N/A	N/A	Peak
2		2478.211	59.86	32.38	92.24	N/A	N/A	Peak
3		2483.500	23.81	32.38	56.19	-17.81	74.00	Peak
4	*	2486.547	30.52	32.38	62.90	-11.10	74.00	Peak

Notes:

1. " *", means this data is the worst emission level.

2. C.F (dB/m) = Antenna Factor (dB/m) + Cable Loss (dB).

3. Measurement(dBμV/m) = Reading(dBμV) + C.F (dB/m).

Site	WZ-AC2	Test Date	2024-07-30
Test Engineer	Bob Zhang	Temp./Humidity	25.5°C/56.8%
Factor	BBHA 9120D_1457_1-18GHz	Polarity	Horizontal
EUT	ACCESS POINT	Test Voltage	AC 120V/60Hz
Test Mode	Transmit by at Ant 4 2470MHz Ant 1 2478MHz		

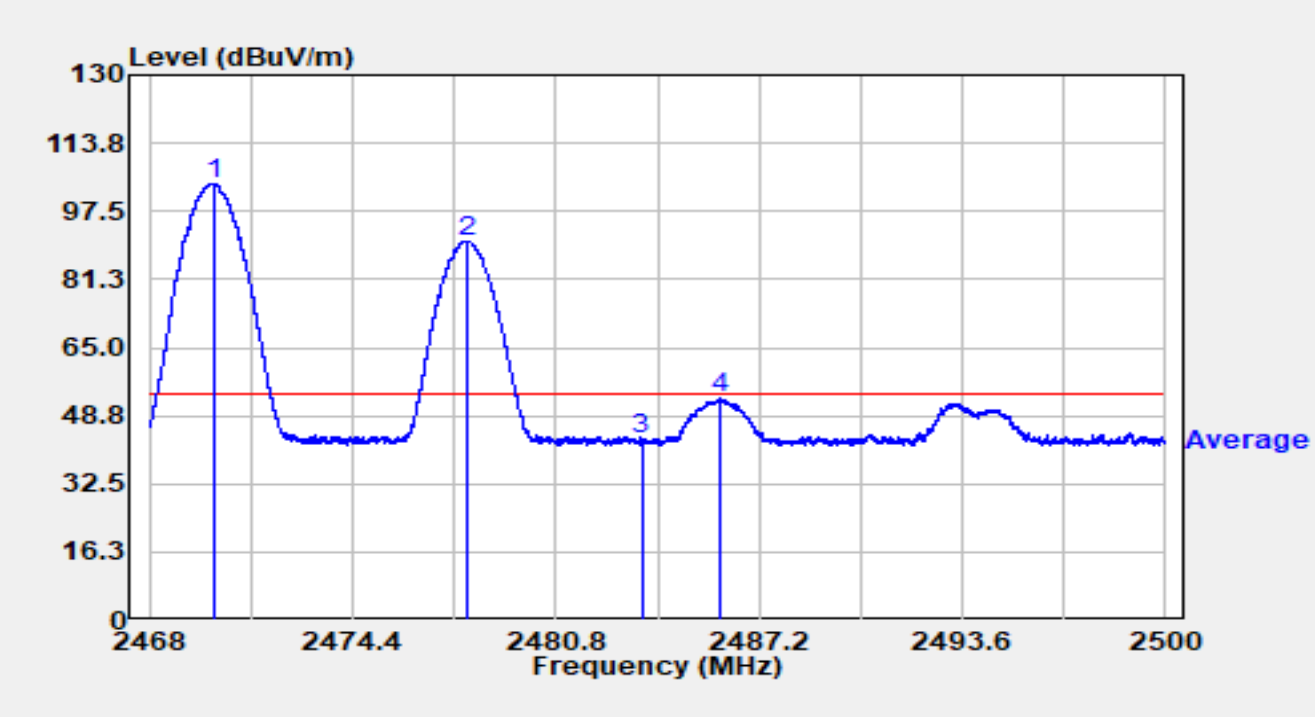

No	Mark	Frequency (MHz)	Reading (dBμV)	C.F (dB/m)	Measurement (dBμV/m)	Margin (dB)	Limit (dBμV/m)	Detector
1		2470.032	71.86	32.38	104.24	N/A	N/A	Average
2		2478.038	57.99	32.38	90.37	N/A	N/A	Average
3		2483.500	10.93	32.38	43.31	-10.69	54.00	Average
4	*	2485.949	20.40	32.38	52.78	-1.22	54.00	Average

Notes:

1. " *", means this data is the worst emission level.

2. C.F (dB/m) = Antenna Factor (dB/m) + Cable Loss (dB).

3. Measurement(dBμV/m) = Reading(dBμV) + C.F (dB/m).

Site	WZ-AC2	Test Date	2024-07-30
Test Engineer	Bob Zhang	Temp./Humidity	25.5°C/56.8%
Factor	BBHA 9120D_1457_1-18GHz	Polarity	Vertical
EUT	ACCESS POINT	Test Voltage	AC 120V/60Hz
Test Mode	Transmit by at Ant 4 2470MHz Ant 1 2478MHz		

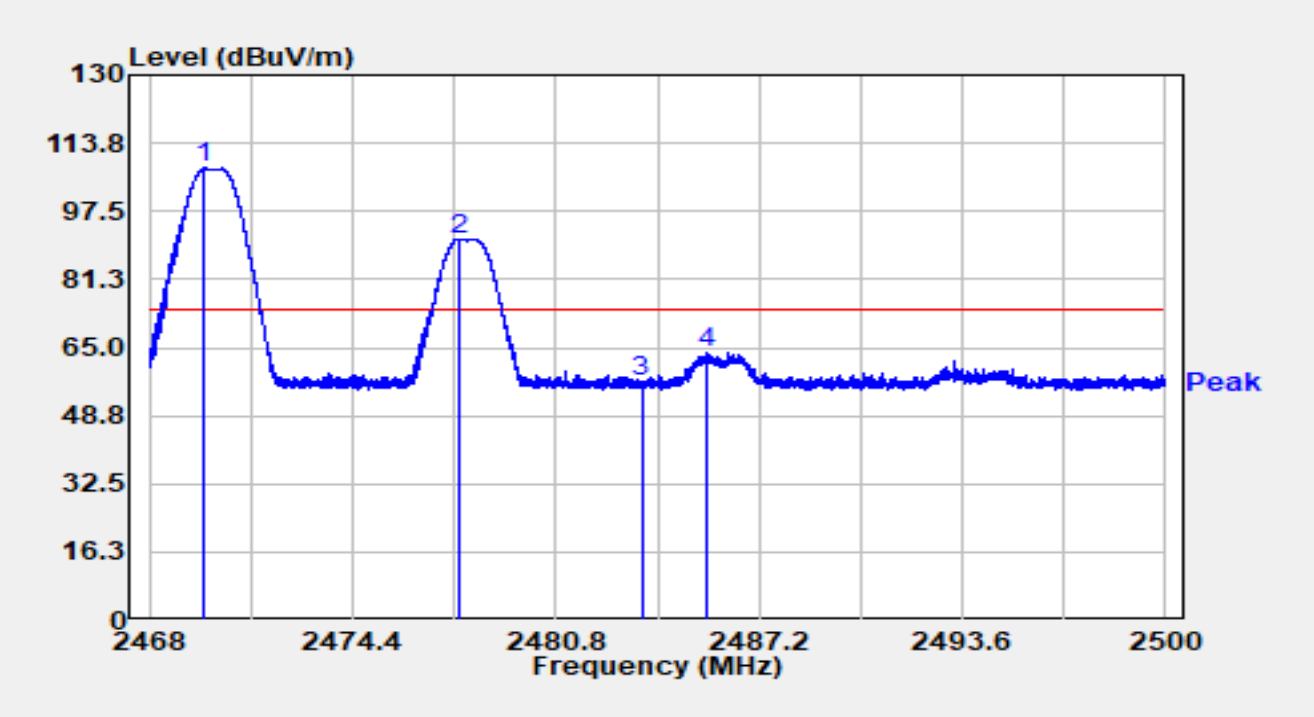

No	Mark	Frequency (MHz)	Reading (dBμV)	C.F (dB/m)	Measurement (dBμV/m)	Margin (dB)	Limit (dBμV/m)	Detector
1		2469.741	75.33	32.38	107.71	N/A	N/A	Peak
2		2477.754	58.54	32.39	90.92	N/A	N/A	Peak
3		2483.500	24.48	32.38	56.87	-17.13	74.00	Peak
4	*	2485.574	31.39	32.38	63.77	-10.23	74.00	Peak

Notes:

1. " *", means this data is the worst emission level.

2. C.F (dB/m) = Antenna Factor (dB/m) + Cable Loss (dB).

3. Measurement(dBμV/m) = Reading(dBμV) + C.F (dB/m).

Site	WZ-AC2	Test Date	2024-07-30
Test Engineer	Bob Zhang	Temp./Humidity	25.5°C/56.8%
Factor	BBHA 9120D_1457_1-18GHz	Polarity	Vertical
EUT	ACCESS POINT	Test Voltage	AC 120V/60Hz
Test Mode	Transmit by at Ant 4 2470MHz Ant 1 2478MHz		

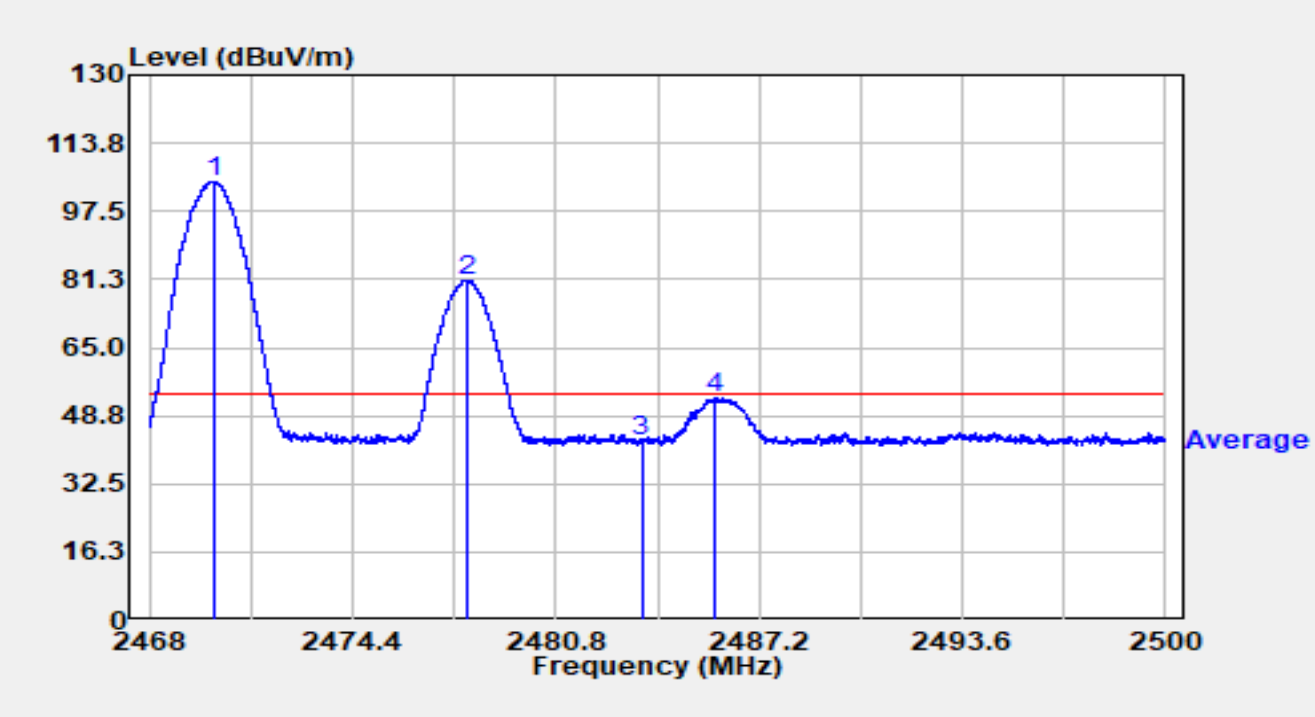

No	Mark	Frequency (MHz)	Reading (dBμV)	C.F (dB/m)	Measurement (dBμV/m)	Margin (dB)	Limit (dBμV/m)	Detector
1		2470.058	72.34	32.38	104.72	N/A	N/A	Average
2		2478.048	48.72	32.38	81.10	N/A	N/A	Average
3		2483.500	10.14	32.38	42.52	-11.48	54.00	Average
4	*	2485.843	20.47	32.38	52.85	-1.15	54.00	Average

Notes:

1. " *", means this data is the worst emission level.
2. C.F (dB/m) = Antenna Factor (dB/m) + Cable Loss (dB).
3. Measurement(dBμV/m) = Reading(dBμV) + C.F (dB/m).

Site	WZ-AC2	Test Date	2024-07-30
Test Engineer	Bob Zhang	Temp./Humidity	25.5°C/56.8%
Factor	BBHA 9120D_1457_1-18GHz	Polarity	Horizontal
EUT	ACCESS POINT	Test Voltage	AC 120V/60Hz
Test Mode	Transmit by at Ant 4 2470MHz Ant 1 2480MHz		

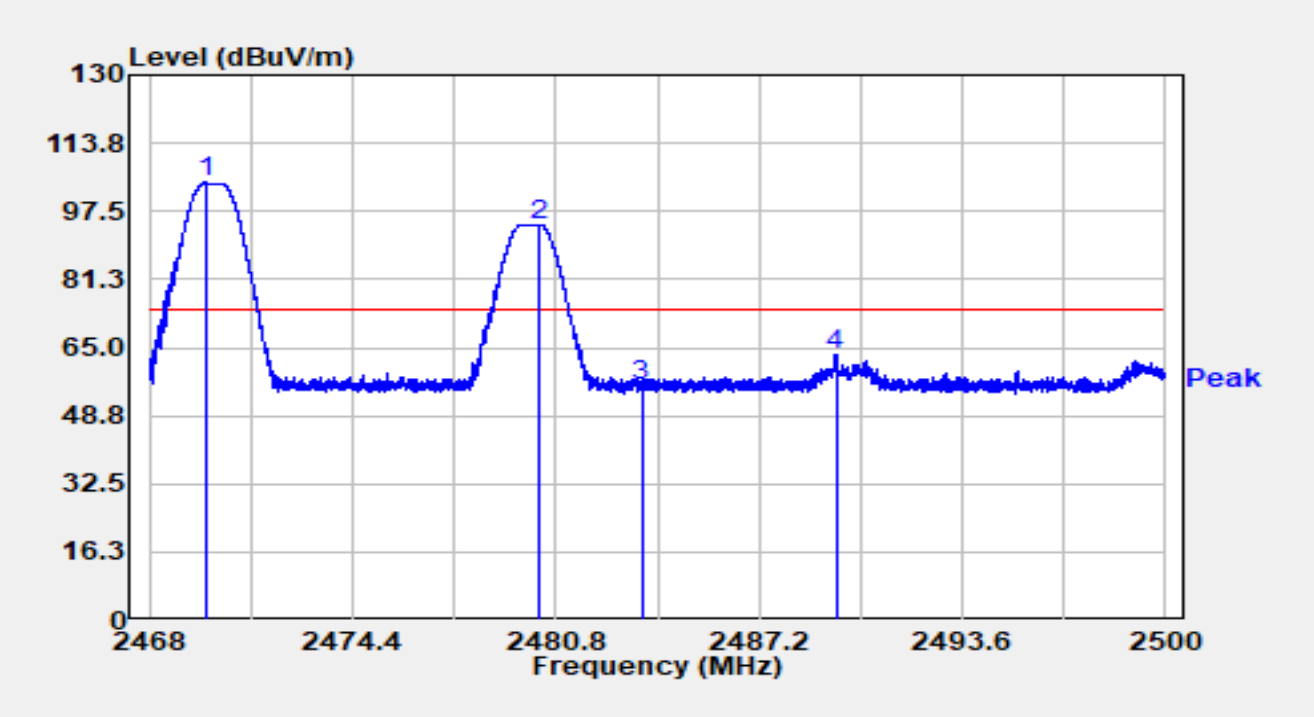

No	Mark	Frequency (MHz)	Reading (dBμV)	C.F (dB/m)	Measurement (dBμV/m)	Margin (dB)	Limit (dBμV/m)	Detector
1		2469.770	71.89	32.38	104.27	N/A	N/A	Peak
2		2480.275	62.04	32.38	94.43	N/A	N/A	Peak
3		2483.500	23.56	32.38	55.94	-18.06	74.00	Peak
4	*	2489.619	30.91	32.38	63.29	-10.71	74.00	Peak

Notes:

1. " *", means this data is the worst emission level.

2. C.F (dB/m) = Antenna Factor (dB/m) + Cable Loss (dB).

3. Measurement(dBμV/m) = Reading(dBμV) + C.F (dB/m).

Site	WZ-AC2	Test Date	2024-07-30
Test Engineer	Bob Zhang	Temp./Humidity	25.5°C/56.8%
Factor	BBHA 9120D_1457_1-18GHz	Polarity	Horizontal
EUT	ACCESS POINT	Test Voltage	AC 120V/60Hz
Test Mode	Transmit by at Ant 4 2470MHz Ant 1 2480MHz		

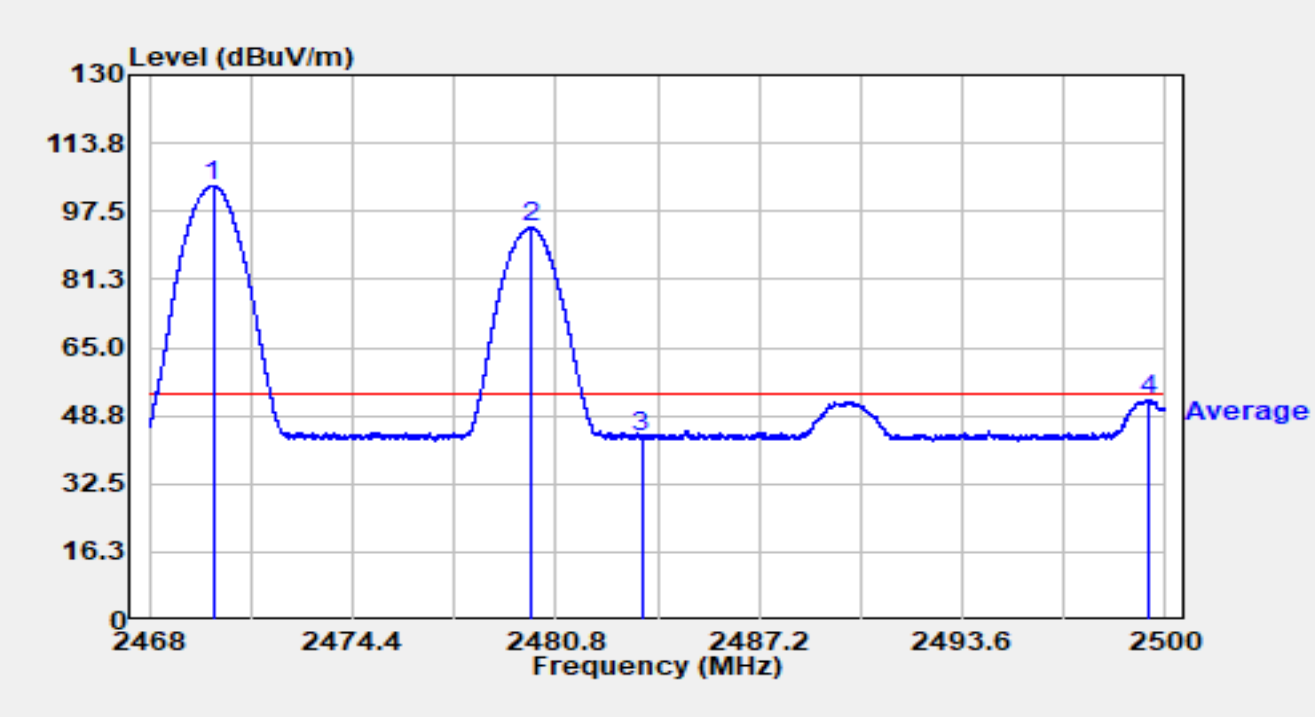

No	Mark	Frequency (MHz)	Reading (dBμV)	C.F (dB/m)	Measurement (dBμV/m)	Margin (dB)	Limit (dBμV/m)	Detector
1		2470.003	71.05	32.38	103.43	N/A	N/A	Average
2		2479.994	61.16	32.38	93.54	N/A	N/A	Average
3		2483.500	11.33	32.38	43.71	-10.29	54.00	Average
4	*	2499.488	20.09	32.41	52.49	-1.51	54.00	Average

Notes:

1. " *", means this data is the worst emission level.
2. C.F (dB/m) = Antenna Factor (dB/m) + Cable Loss (dB).
3. Measurement(dBμV/m) = Reading(dBμV) + C.F (dB/m).

Site	WZ-AC2	Test Date	2024-07-30
Test Engineer	Bob Zhang	Temp./Humidity	25.5°C/56.8%
Factor	BBHA 9120D_1457_1-18GHz	Polarity	Vertical
EUT	ACCESS POINT	Test Voltage	AC 120V/60Hz
Test Mode	Transmit by at Ant 4 2470MHz Ant 1 2480MHz		

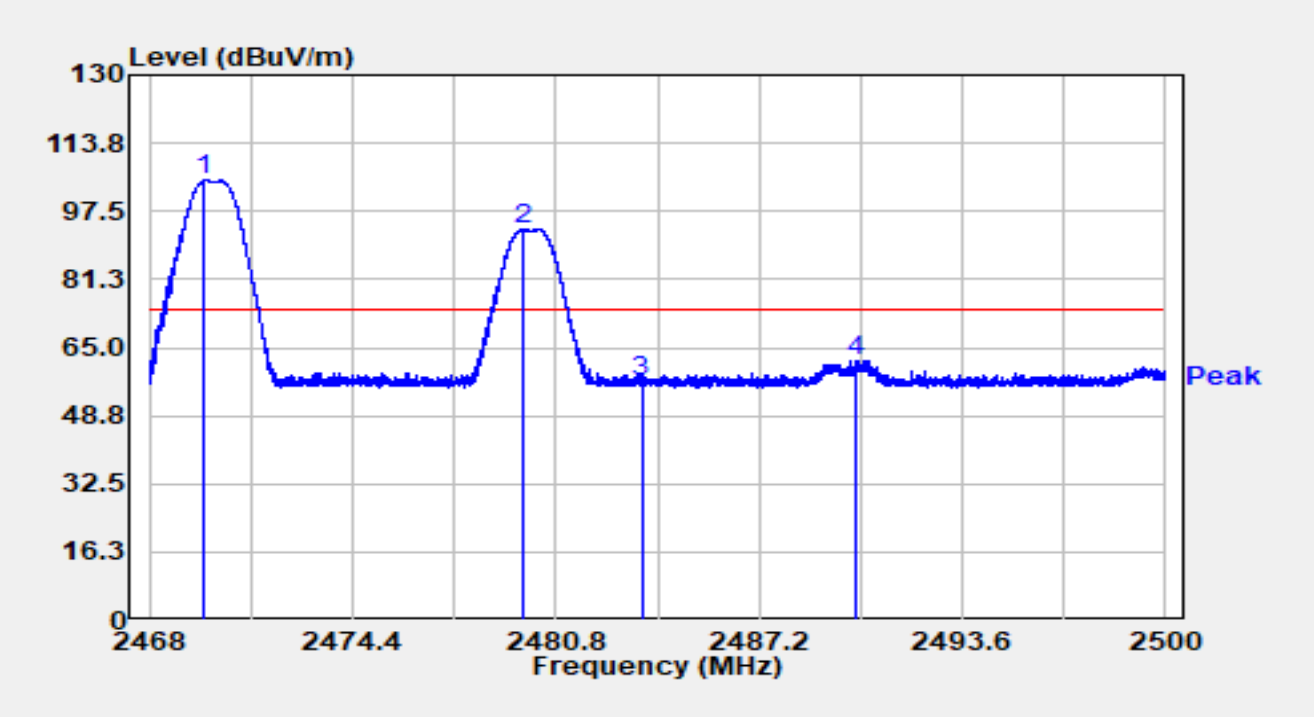

No	Mark	Frequency (MHz)	Reading (dBμV)	C.F (dB/m)	Measurement (dBμV/m)	Margin (dB)	Limit (dBμV/m)	Detector
1		2469.741	72.52	32.38	104.90	N/A	N/A	Peak
2		2479.766	60.79	32.38	93.18	N/A	N/A	Peak
3		2483.500	24.75	32.38	57.13	-16.87	74.00	Peak
4	*	2490.285	29.51	32.38	61.89	-12.11	74.00	Peak

Notes:

1. " *", means this data is the worst emission level.

2. C.F (dB/m) = Antenna Factor (dB/m) + Cable Loss (dB).

3. Measurement(dBμV/m) = Reading(dBμV) + C.F (dB/m).

Site	WZ-AC2	Test Date	2024-07-30
Test Engineer	Bob Zhang	Temp./Humidity	25.5°C/56.8%
Factor	BBHA 9120D_1457_1-18GHz	Polarity	Vertical
EUT	ACCESS POINT	Test Voltage	AC 120V/60Hz
Test Mode	Transmit by at Ant 4 2470MHz Ant 1 2480MHz		

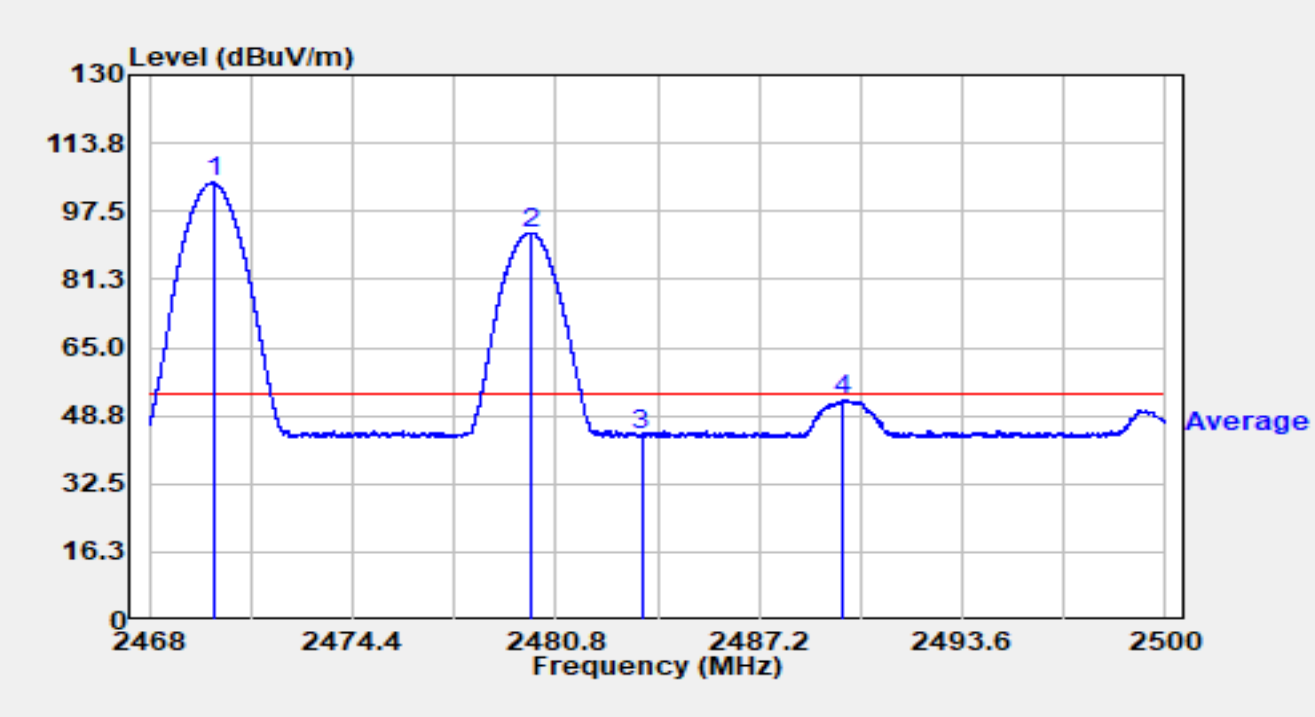

No	Mark	Frequency (MHz)	Reading (dBμV)	C.F (dB/m)	Measurement (dBμV/m)	Margin (dB)	Limit (dBμV/m)	Detector
1		2470.013	71.93	32.38	104.31	N/A	N/A	Average
2		2480.000	60.08	32.38	92.46	N/A	N/A	N/A
3		2483.500	11.80	32.38	44.18	-9.82	N/A	N/A
4	*	2489.814	20.06	32.38	52.43	-1.57	54.00	Average

Notes:

1. " *", means this data is the worst emission level.

2. C.F (dB/m) = Antenna Factor (dB/m) + Cable Loss (dB).

3. Measurement(dBμV/m) = Reading(dBμV) + C.F (dB/m).

Site	WZ-AC2	Test Date	2024-07-30
Test Engineer	Bob Zhang	Temp./Humidity	25.5°C/56.8%
Factor	BBHA 9120D_1457_1-18GHz	Polarity	Horizontal
EUT	ACCESS POINT	Test Voltage	AC 120V/60Hz
Test Mode	Transmit by at Ant 4 2472MHz Ant 1 2476MHz		

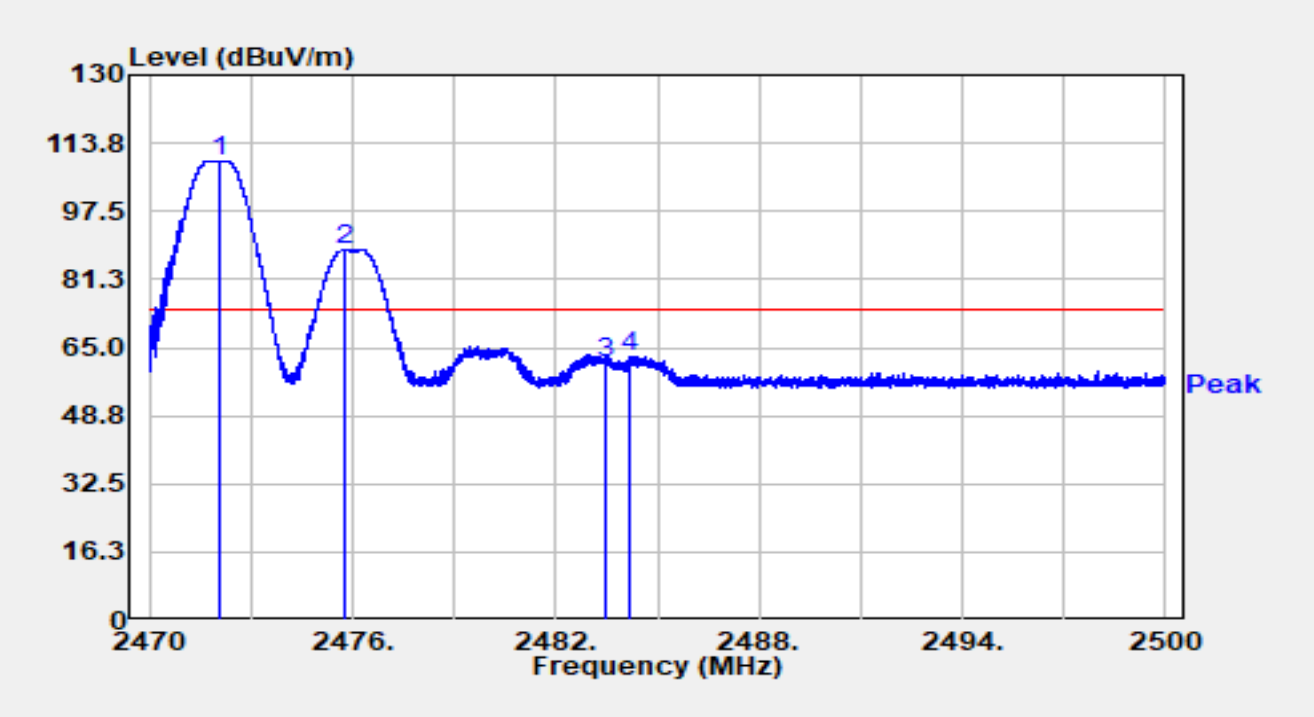

No	Mark	Frequency (MHz)	Reading (dBμV)	C.F (dB/m)	Measurement (dBμV/m)	Margin (dB)	Limit (dBμV/m)	Detector
1		2472.070	77.24	32.38	109.62	N/A	N/A	Peak
2		2475.730	55.95	32.39	88.33	N/A	N/A	Peak
3		2483.500	28.75	32.38	61.14	-12.86	74.00	Peak
4	*	2484.202	30.62	32.38	63.00	-11.00	74.00	Peak

Notes:

1. " *", means this data is the worst emission level.
2. C.F (dB/m) = Antenna Factor (dB/m) + Cable Loss (dB).
3. Measurement(dBμV/m) = Reading(dBμV) + C.F (dB/m).

Site	WZ-AC2	Test Date	2024-07-30
Test Engineer	Bob Zhang	Temp./Humidity	25.5°C/56.8%
Factor	BBHA 9120D_1457_1-18GHz	Polarity	Horizontal
EUT	ACCESS POINT	Test Voltage	AC 120V/60Hz
Test Mode	Transmit by at Ant 4 2472MHz Ant 1 2476MHz		

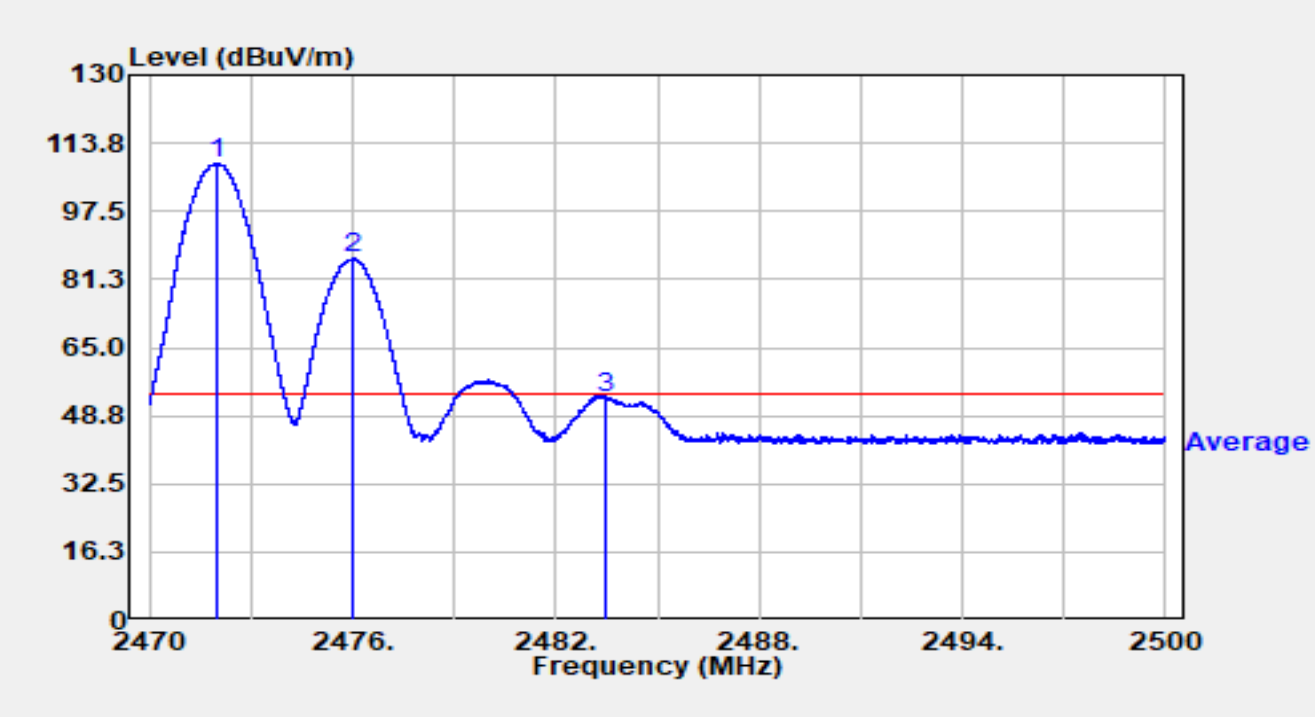

No	Mark	Frequency (MHz)	Reading (dBμV)	C.F (dB/m)	Measurement (dBμV/m)	Margin (dB)	Limit (dBμV/m)	Detector
1		2471.977	76.48	32.38	108.86	N/A	N/A	Average
2		2476.024	53.76	32.39	86.15	N/A	N/A	Average
3	*	2483.500	20.78	32.38	53.17	-0.83	54.00	Average

Notes:

1. " *", means this data is the worst emission level.

2. C.F (dB/m) = Antenna Factor (dB/m) + Cable Loss (dB).

3. Measurement(dBμV/m) = Reading(dBμV) + C.F (dB/m).

Site	WZ-AC2	Test Date	2024-07-30
Test Engineer	Bob Zhang	Temp./Humidity	25.5°C/56.8%
Factor	BBHA 9120D_1457_1-18GHz	Polarity	Vertical
EUT	ACCESS POINT	Test Voltage	AC 120V/60Hz
Test Mode	Transmit by at Ant 4 2472MHz Ant 1 2476MHz		

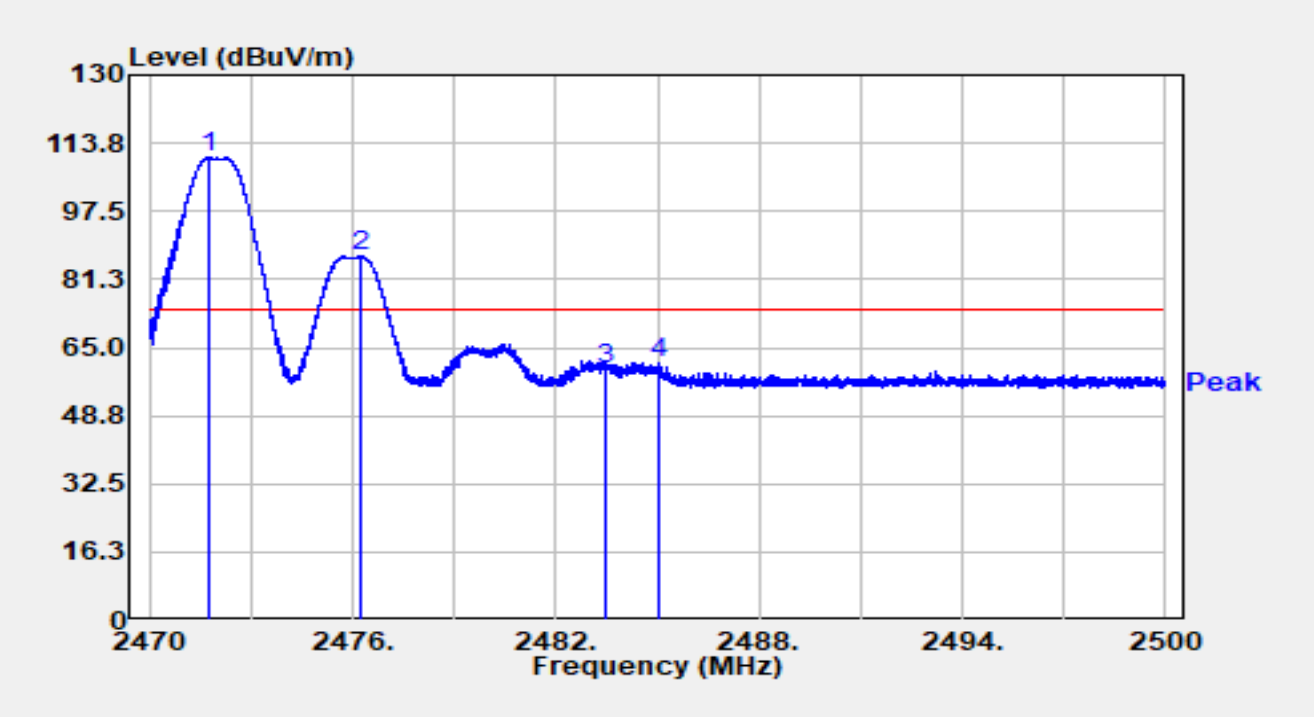

No	Mark	Frequency (MHz)	Reading (dBμV)	C.F (dB/m)	Measurement (dBμV/m)	Margin (dB)	Limit (dBμV/m)	Detector
1		2471.779	77.81	32.38	110.19	N/A	N/A	Peak
2		2476.246	54.34	32.39	86.73	N/A	N/A	Peak
3		2483.500	27.43	32.38	59.81	-14.19	74.00	Peak
4	*	2485.012	28.94	32.38	61.33	-12.67	74.00	Peak

Notes:

1. " *", means this data is the worst emission level.

2. C.F (dB/m) = Antenna Factor (dB/m) + Cable Loss (dB).

3. Measurement(dBμV/m) = Reading(dBμV) + C.F (dB/m).

Site	WZ-AC2	Test Date	2024-07-30
Test Engineer	Bob Zhang	Temp./Humidity	25.5°C/56.8%
Factor	BBHA 9120D_1457_1-18GHz	Polarity	Vertical
EUT	ACCESS POINT	Test Voltage	AC 120V/60Hz
Test Mode	Transmit by at Ant 4 2472MHz Ant 1 2476MHz		

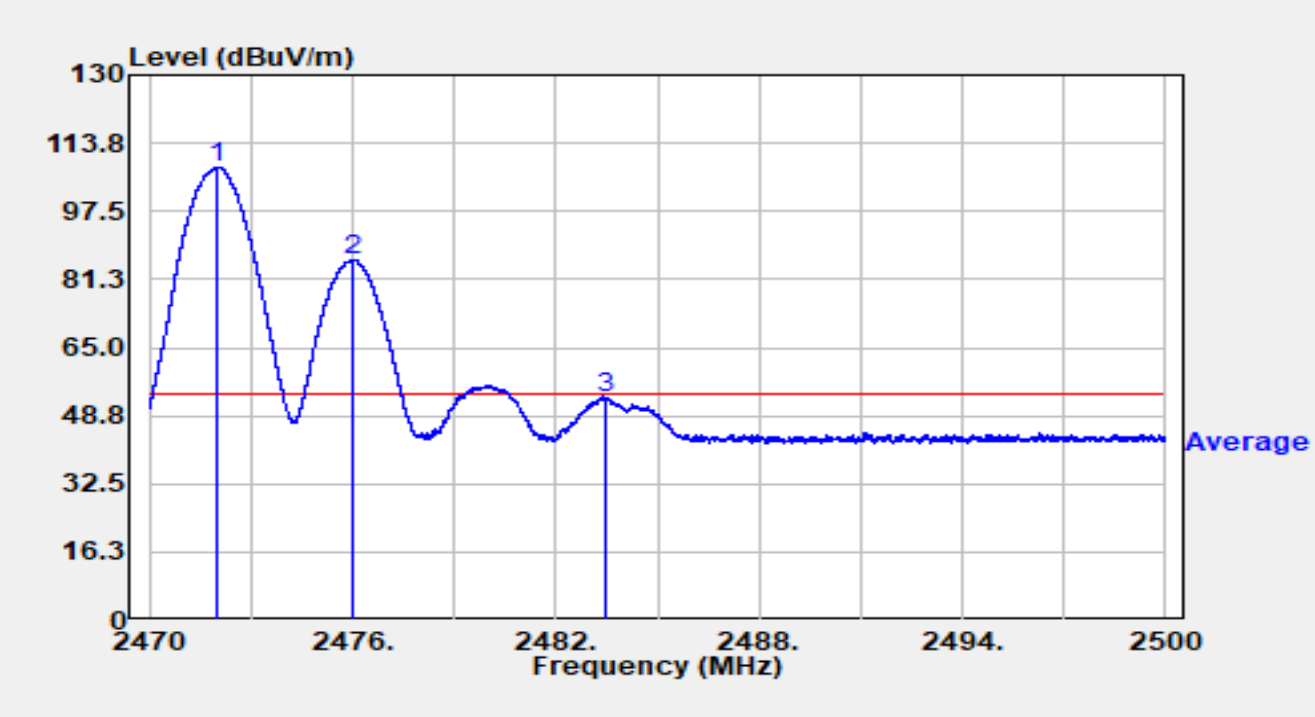

No	Mark	Frequency (MHz)	Reading (dBμV)	C.F (dB/m)	Measurement (dBμV/m)	Margin (dB)	Limit (dBμV/m)	Detector
1		2471.992	75.56	32.38	107.95	N/A	N/A	Average
2		2476.030	53.52	32.39	85.90	N/A	N/A	Average
3	*	2483.500	20.44	32.38	52.82	-1.18	54.00	Average

Notes:

1. " *", means this data is the worst emission level.

2. C.F (dB/m) = Antenna Factor (dB/m) + Cable Loss (dB).

3. Measurement(dBμV/m) = Reading(dBμV) + C.F (dB/m).

Site	WZ-AC2	Test Date	2024-07-31
Test Engineer	Bob Zhang	Temp./Humidity	25.5°C/56.8%
Factor	BBHA 9120D_1457_1-18GHz	Polarity	Horizontal
EUT	ACCESS POINT	Test Voltage	AC 120V/60Hz
Test Mode	Transmit by at Ant 4 2472MHz Ant 1 2478MHz		

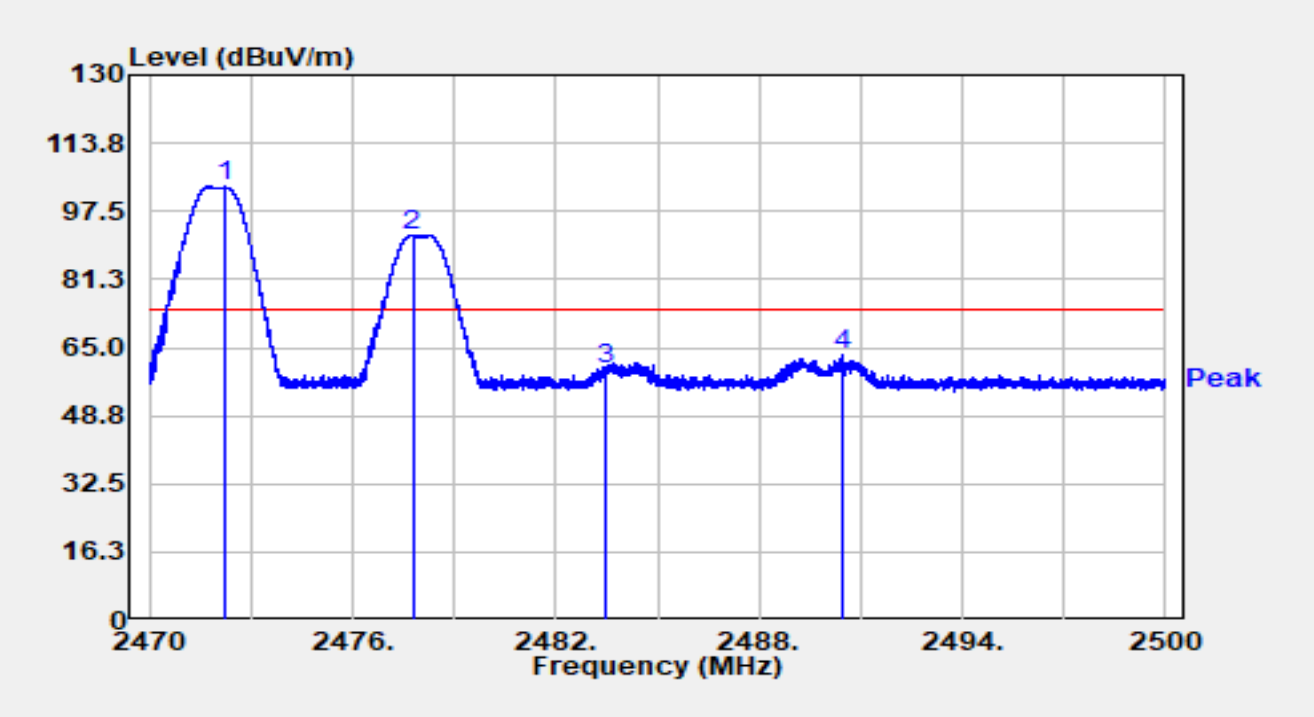

No	Mark	Frequency (MHz)	Reading (dBμV)	C.F (dB/m)	Measurement (dBμV/m)	Margin (dB)	Limit (dBμV/m)	Detector
1		2472.259	70.88	32.38	103.27	N/A	N/A	Peak
2		2477.773	59.41	32.39	91.79	N/A	N/A	Peak
3		2483.500	27.52	32.38	59.91	-14.09	74.00	Peak
4	*	2490.439	30.97	32.38	63.35	-10.65	74.00	Peak

Notes:

1. " *", means this data is the worst emission level.

2. C.F (dB/m) = Antenna Factor (dB/m) + Cable Loss (dB).

3. Measurement(dBμV/m) = Reading(dBμV) + C.F (dB/m).

Site	WZ-AC2	Test Date	2024-07-31
Test Engineer	Bob Zhang	Temp./Humidity	25.5°C/56.8%
Factor	BBHA 9120D_1457_1-18GHz	Polarity	Horizontal
EUT	ACCESS POINT	Test Voltage	AC 120V/60Hz
Test Mode	Transmit by at Ant 4 2472MHz Ant 1 2478MHz		

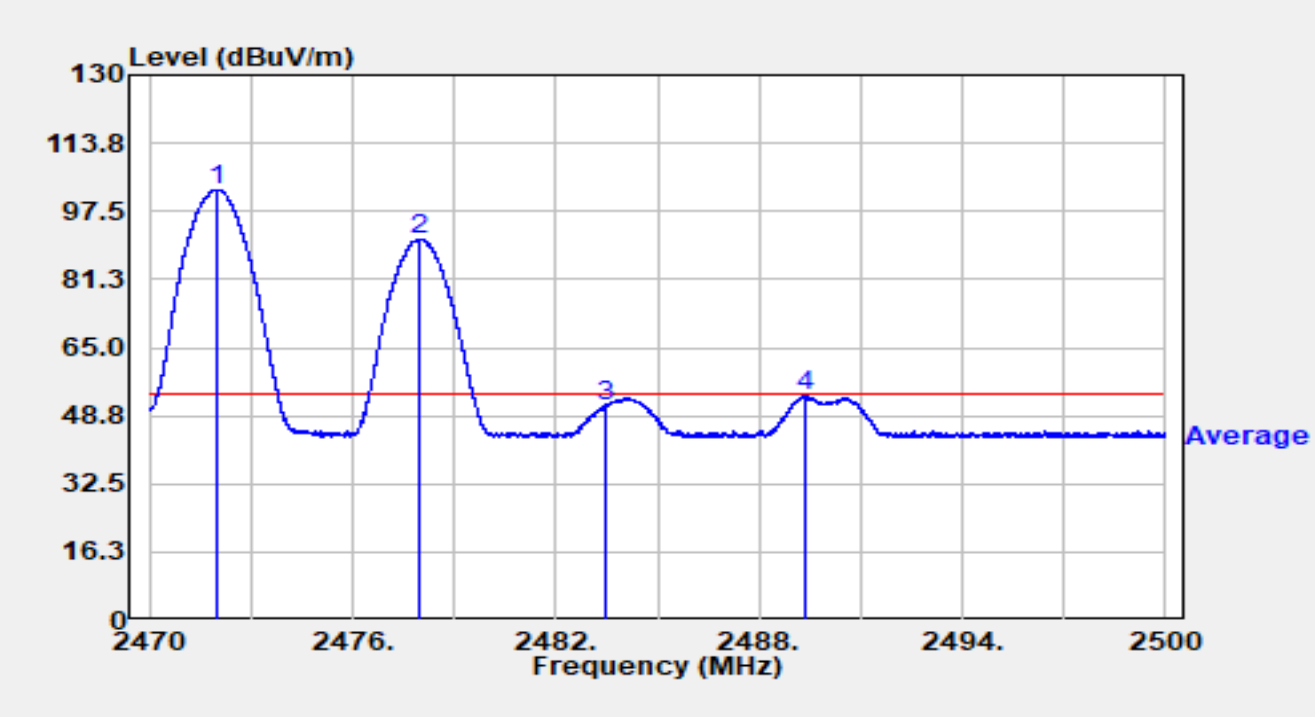

No	Mark	Frequency (MHz)	Reading (dBμV)	C.F (dB/m)	Measurement (dBμV/m)	Margin (dB)	Limit (dBμV/m)	Detector
1		2471.989	70.28	32.38	102.67	N/A	N/A	Average
2		2477.986	58.48	32.38	90.86	N/A	N/A	Average
3		2483.500	18.86	32.38	51.24	-2.76	54.00	Average
4	*	2489.365	20.90	32.38	53.28	-0.72	54.00	Average

Notes:

1. " *", means this data is the worst emission level.
2. C.F (dB/m) = Antenna Factor (dB/m) + Cable Loss (dB).
3. Measurement(dBμV/m) = Reading(dBμV) + C.F (dB/m).

Site	WZ-AC2	Test Date	2024-07-31
Test Engineer	Bob Zhang	Temp./Humidity	25.5°C/56.8%
Factor	BBHA 9120D_1457_1-18GHz	Polarity	Vertical
EUT	ACCESS POINT	Test Voltage	AC 120V/60Hz
Test Mode	Transmit by at Ant 4 2472MHz Ant 1 2478MHz		

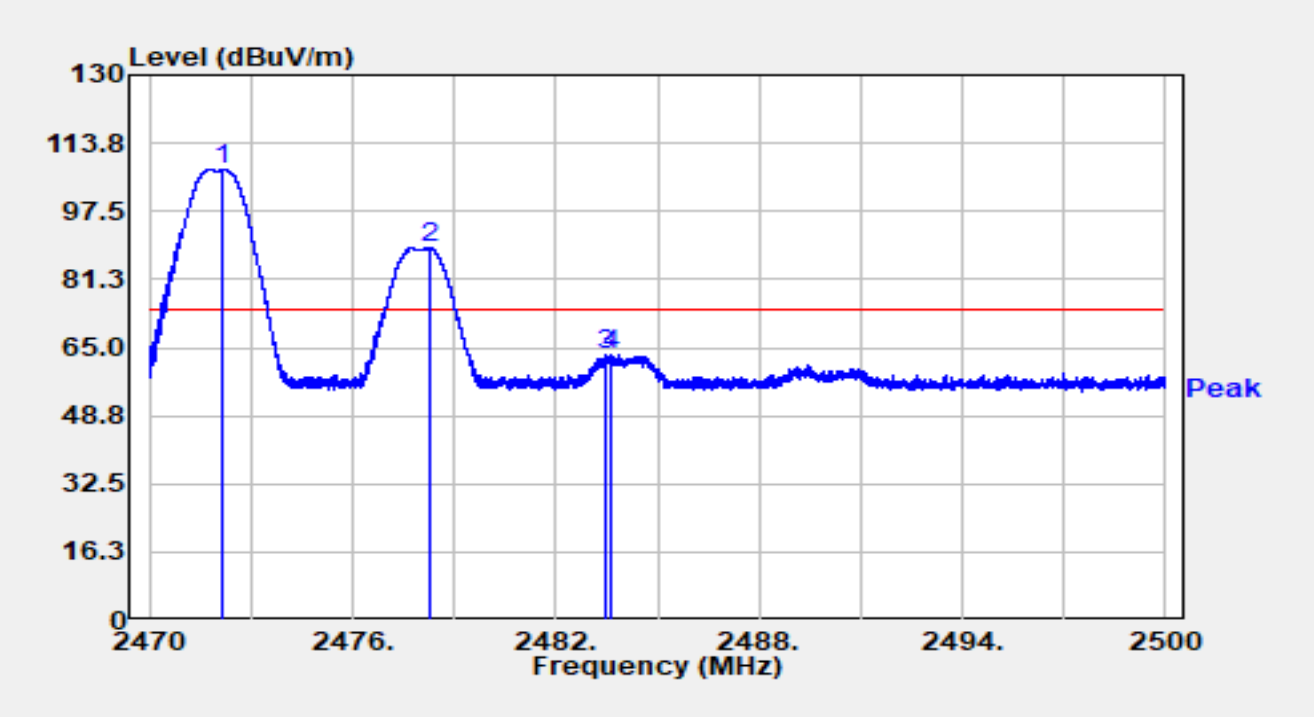

No	Mark	Frequency (MHz)	Reading (dBμV)	C.F (dB/m)	Measurement (dBμV/m)	Margin (dB)	Limit (dBμV/m)	Detector
1		2472.118	75.04	32.38	107.43	N/A	N/A	Peak
2		2478.256	56.30	32.38	88.68	N/A	N/A	Peak
3		2483.500	30.68	32.38	63.07	-10.93	74.00	Peak
4	*	2483.596	30.82	32.38	63.21	-10.79	74.00	Peak

Notes:

1. " *", means this data is the worst emission level.

2. C.F (dB/m) = Antenna Factor (dB/m) + Cable Loss (dB).

3. Measurement(dBμV/m) = Reading(dBμV) + C.F (dB/m).

Site	WZ-AC2	Test Date	2024-07-31
Test Engineer	Bob Zhang	Temp./Humidity	25.5°C/56.8%
Factor	BBHA 9120D_1457_1-18GHz	Polarity	Vertical
EUT	ACCESS POINT	Test Voltage	AC 120V/60Hz
Test Mode	Transmit by at Ant 4 2472MHz Ant 1 2478MHz		

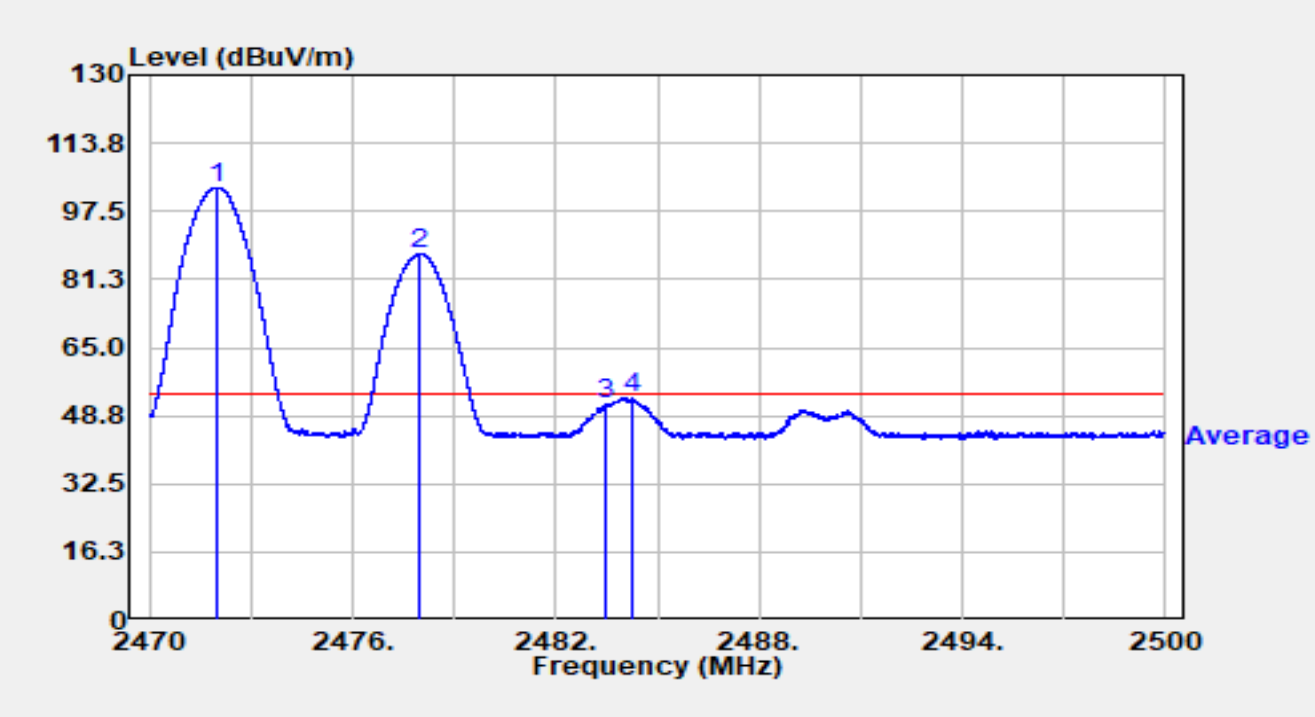

No	Mark	Frequency (MHz)	Reading (dBμV)	C.F (dB/m)	Measurement (dBμV/m)	Margin (dB)	Limit (dBμV/m)	Detector
1		2472.013	70.77	32.38	103.15	N/A	N/A	Average
2		2478.004	55.02	32.38	87.40	N/A	N/A	Average
3		2483.500	18.88	32.38	51.27	-2.73	54.00	Average
4	*	2484.253	20.49	32.38	52.88	-1.12	54.00	Average

Notes:

1. " *", means this data is the worst emission level.
2. C.F (dB/m) = Antenna Factor (dB/m) + Cable Loss (dB).
3. Measurement(dBμV/m) = Reading(dBμV) + C.F (dB/m).

Site	WZ-AC2	Test Date	2024-07-31
Test Engineer	Bob Zhang	Temp./Humidity	25.5°C/56.8%
Factor	BBHA 9120D_1457_1-18GHz	Polarity	Horizontal
EUT	ACCESS POINT	Test Voltage	AC 120V/60Hz
Test Mode	Transmit by at Ant 4 2472MHz Ant 1 2480MHz		

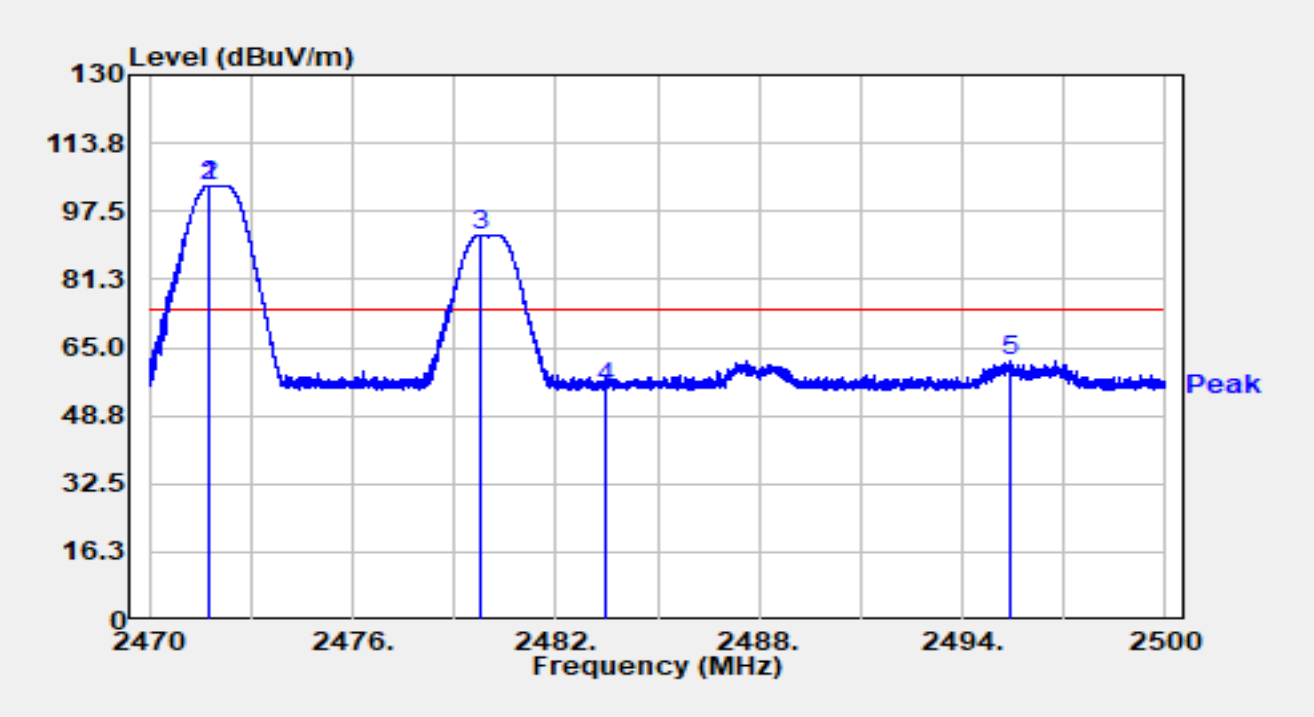

No	Mark	Frequency (MHz)	Reading (dBμV)	C.F (dB/m)	Measurement (dBμV/m)	Margin (dB)	Limit (dBμV/m)	Detector
1		2471.746	71.28	32.38	103.66	N/A	N/A	Peak
2		2471.746	71.28	32.38	103.66	N/A	N/A	Peak
3		2479.744	59.58	32.38	91.97	17.97	74.00	Peak
4		2483.500	23.21	32.38	55.59	-18.41	74.00	Peak
5	*	2495.389	29.32	32.39	61.71	-12.29	74.00	Peak

Notes:

1. " *", means this data is the worst emission level.

2. C.F (dB/m) = Antenna Factor (dB/m) + Cable Loss (dB).

3. Measurement(dBμV/m) = Reading(dBμV) + C.F (dB/m).

Site	WZ-AC2	Test Date	2024-07-31
Test Engineer	Bob Zhang	Temp./Humidity	25.5°C/56.8%
Factor	BBHA 9120D_1457_1-18GHz	Polarity	Horizontal
EUT	ACCESS POINT	Test Voltage	AC 120V/60Hz
Test Mode	Transmit by at Ant 4 2472MHz Ant 1 2480MHz		

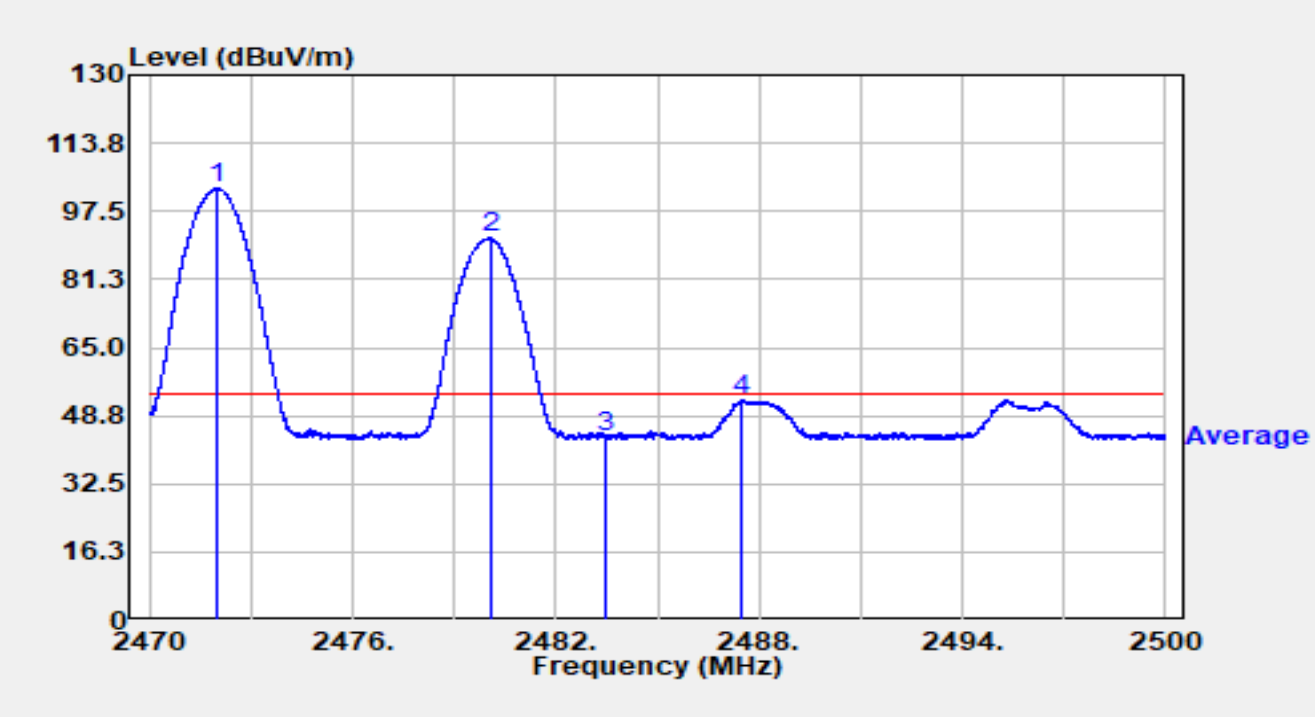

No	Mark	Frequency (MHz)	Reading (dBμV)	C.F (dB/m)	Measurement (dBμV/m)	Margin (dB)	Limit (dBμV/m)	Detector
1		2472.016	70.53	32.38	102.92	N/A	N/A	Average
2		2480.059	58.73	32.38	91.12	N/A	N/A	Average
3		2483.500	11.31	32.38	43.69	-10.31	54.00	Average
4	*	2487.514	20.04	32.38	52.42	-1.58	54.00	Average

Notes:

1. " *", means this data is the worst emission level.

2. C.F (dB/m) = Antenna Factor (dB/m) + Cable Loss (dB).

3. Measurement(dBμV/m) = Reading(dBμV) + C.F (dB/m).

Site	WZ-AC2	Test Date	2024-07-31
Test Engineer	Bob Zhang	Temp./Humidity	25.5°C/56.8%
Factor	BBHA 9120D_1457_1-18GHz	Polarity	Vertical
EUT	ACCESS POINT	Test Voltage	AC 120V/60Hz
Test Mode	Transmit by at Ant 4 2472MHz Ant 1 2480MHz		

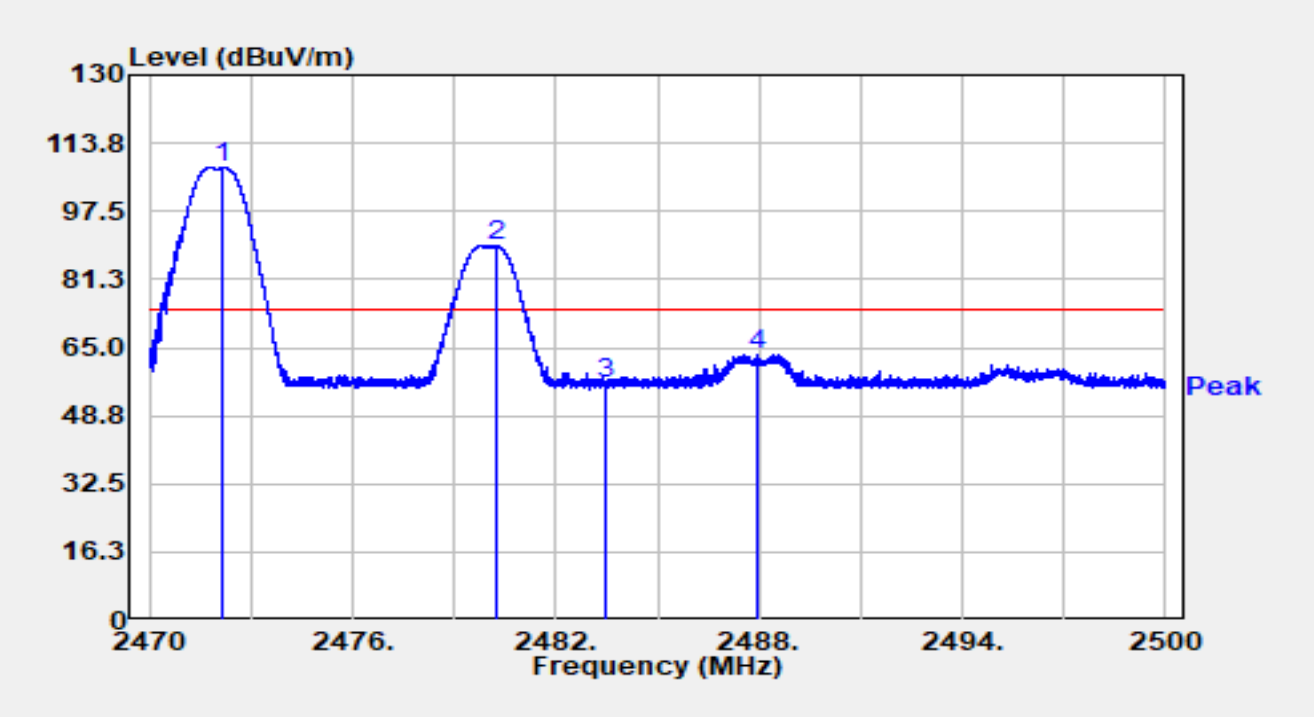

No	Mark	Frequency (MHz)	Reading (dBμV)	C.F (dB/m)	Measurement (dBμV/m)	Margin (dB)	Limit (dBμV/m)	Detector
1		2472.163	75.49	32.38	107.87	N/A	N/A	Peak
2		2480.230	56.84	32.38	89.22	N/A	N/A	Peak
3		2483.500	24.23	32.38	56.62	-17.38	74.00	Peak
4	*	2487.934	30.97	32.38	63.35	-10.65	74.00	Peak

Notes:

1. " *", means this data is the worst emission level.
2. C.F (dB/m) = Antenna Factor (dB/m) + Cable Loss (dB).
3. Measurement(dBμV/m) = Reading(dBμV) + C.F (dB/m).

Site	WZ-AC2	Test Date	2024-07-31
Test Engineer	Bob Zhang	Temp./Humidity	25.5°C/56.8%
Factor	BBHA 9120D_1457_1-18GHz	Polarity	Vertical
EUT	ACCESS POINT	Test Voltage	AC 120V/60Hz
Test Mode	Transmit by at Ant 4 2472MHz Ant 1 2480MHz		

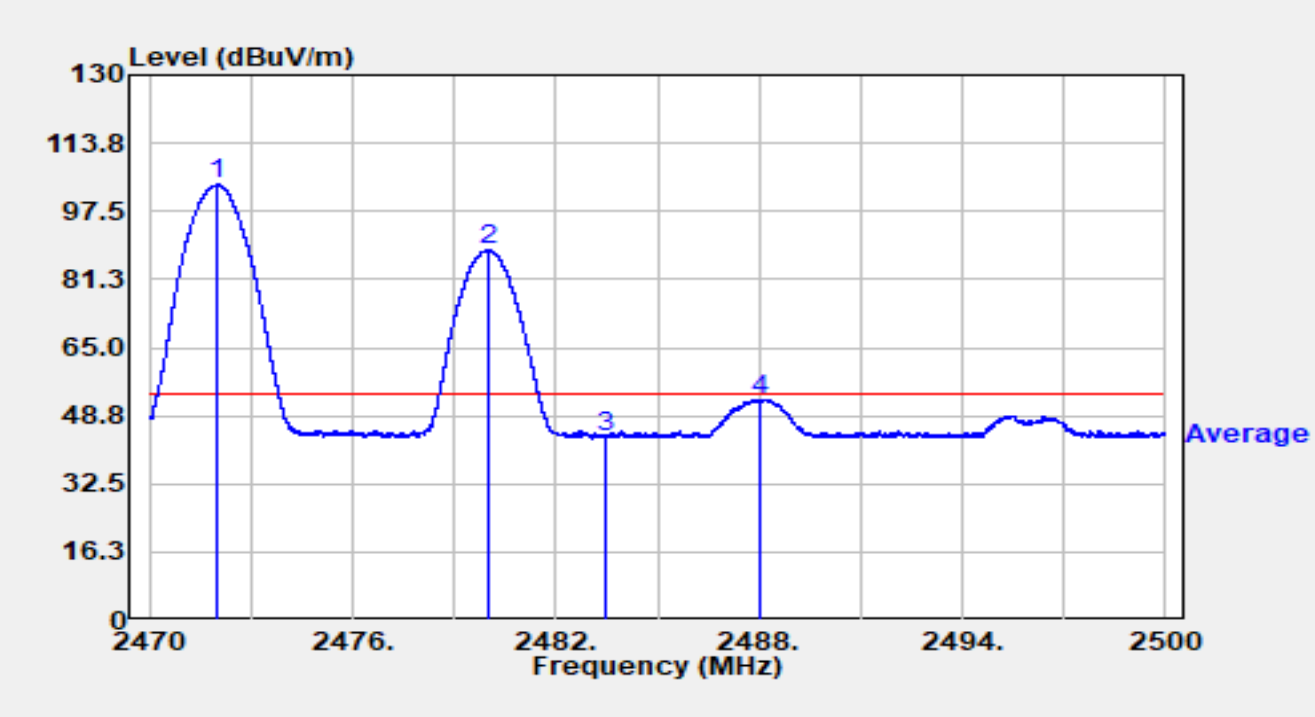

No	Mark	Frequency (MHz)	Reading (dBμV)	C.F (dB/m)	Measurement (dBμV/m)	Margin (dB)	Limit (dBμV/m)	Detector
1		2472.016	71.43	32.38	103.81	N/A	N/A	Average
2		2480.023	55.91	32.38	88.30	N/A	N/A	Average
3		2483.500	11.39	32.38	43.78	-10.22	54.00	Average
4	*	2488.042	20.22	32.38	52.60	-1.40	54.00	Average

Notes:

1. " *", means this data is the worst emission level.

2. C.F (dB/m) = Antenna Factor (dB/m) + Cable Loss (dB).

3. Measurement(dBμV/m) = Reading(dBμV) + C.F (dB/m).

Site	WZ-AC2	Test Date	2024-07-31
Test Engineer	Bob Zhang	Temp./Humidity	25.5°C/56.8%
Factor	BBHA 9120D_1457_1-18GHz	Polarity	Horizontal
EUT	ACCESS POINT	Test Voltage	AC 120V/60Hz
Test Mode	Transmit by at Ant 4 2474MHz Ant 1 2468MHz		

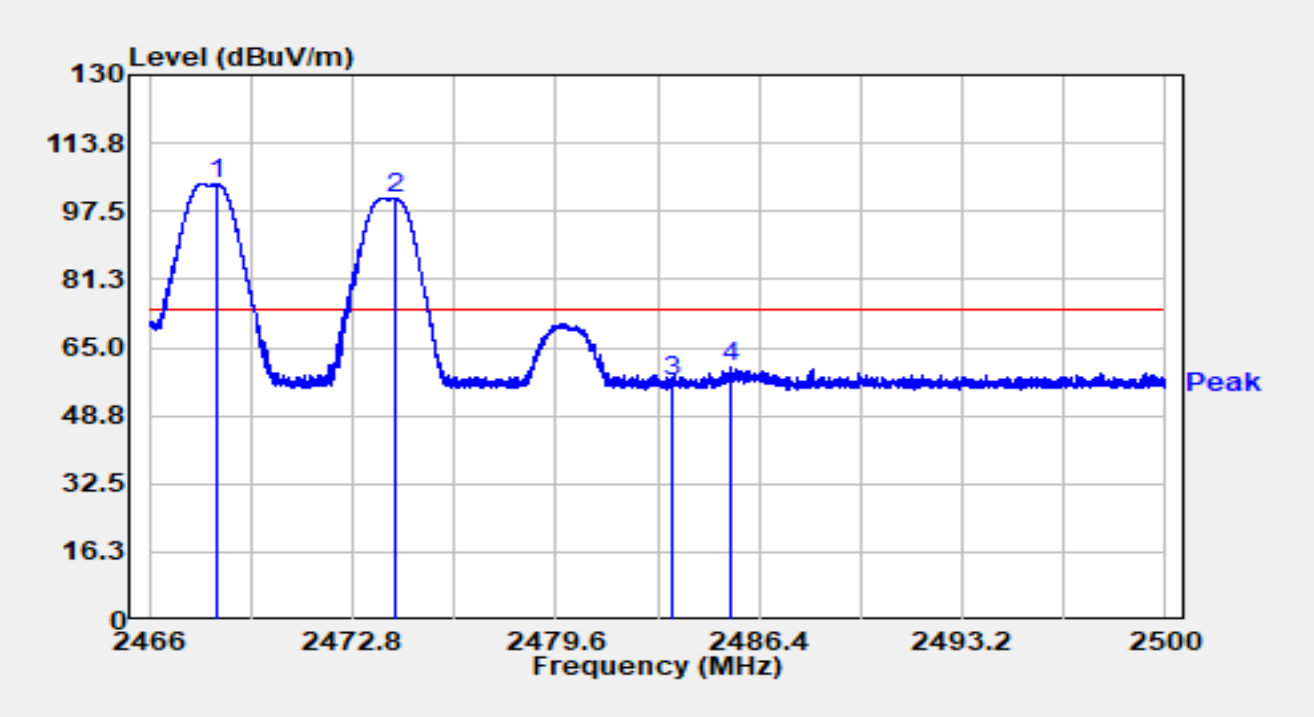

No	Mark	Frequency (MHz)	Reading (dBμV)	C.F (dB/m)	Measurement (dBμV/m)	Margin (dB)	Limit (dBμV/m)	Detector
1		2468.271	71.59	32.38	103.97	N/A	N/A	Peak
2		2474.245	68.25	32.39	100.64	N/A	N/A	Peak
3		2483.500	24.46	32.38	56.84	-17.16	74.00	Peak
4	*	2485.455	27.83	32.38	60.21	-13.79	74.00	Peak

Notes:

1. " *", means this data is the worst emission level.

2. C.F (dB/m) = Antenna Factor (dB/m) + Cable Loss (dB).

3. Measurement(dBμV/m) = Reading(dBμV) + C.F (dB/m).

Site	WZ-AC2	Test Date	2024-07-31
Test Engineer	Bob Zhang	Temp./Humidity	25.5°C/56.8%
Factor	BBHA 9120D_1457_1-18GHz	Polarity	Horizontal
EUT	ACCESS POINT	Test Voltage	AC 120V/60Hz
Test Mode	Transmit by at Ant 4 2474MHz Ant 1 2468MHz		

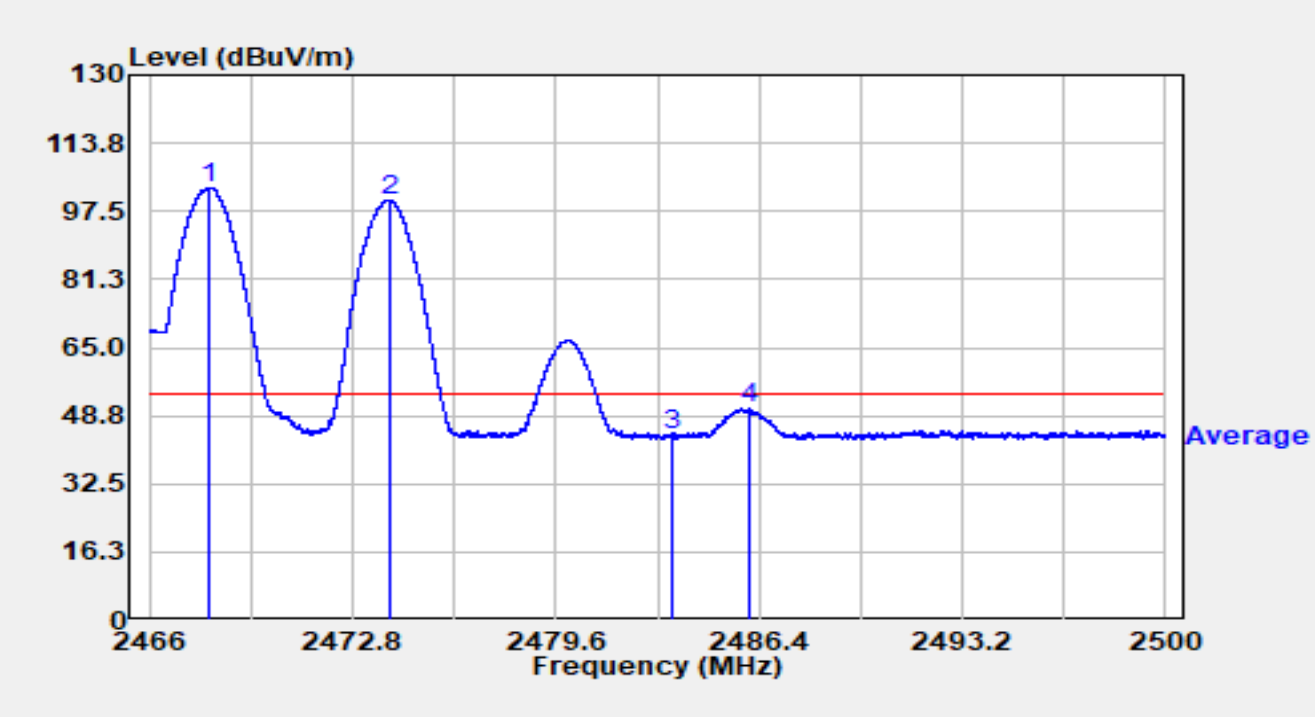

No	Mark	Frequency (MHz)	Reading (dBμV)	C.F (dB/m)	Measurement (dBμV/m)	Margin (dB)	Limit (dBμV/m)	Detector
1		2468.013	70.83	32.37	103.20	N/A	N/A	Average
2		2474.024	67.71	32.39	100.09	N/A	N/A	Average
3		2483.500	11.54	32.38	43.92	-10.08	54.00	Average
4	*	2486.108	18.02	32.38	50.40	-3.60	54.00	Average

Notes:

1. " *", means this data is the worst emission level.
2. C.F (dB/m) = Antenna Factor (dB/m) + Cable Loss (dB).
3. Measurement(dBμV/m) = Reading(dBμV) + C.F (dB/m).

Site	WZ-AC2	Test Date	2024-07-31
Test Engineer	Bob Zhang	Temp./Humidity	25.5°C/56.8%
Factor	BBHA 9120D_1457_1-18GHz	Polarity	Vertical
EUT	ACCESS POINT	Test Voltage	AC 120V/60Hz
Test Mode	Transmit by at Ant 4 2474MHz Ant 1 2468MHz		

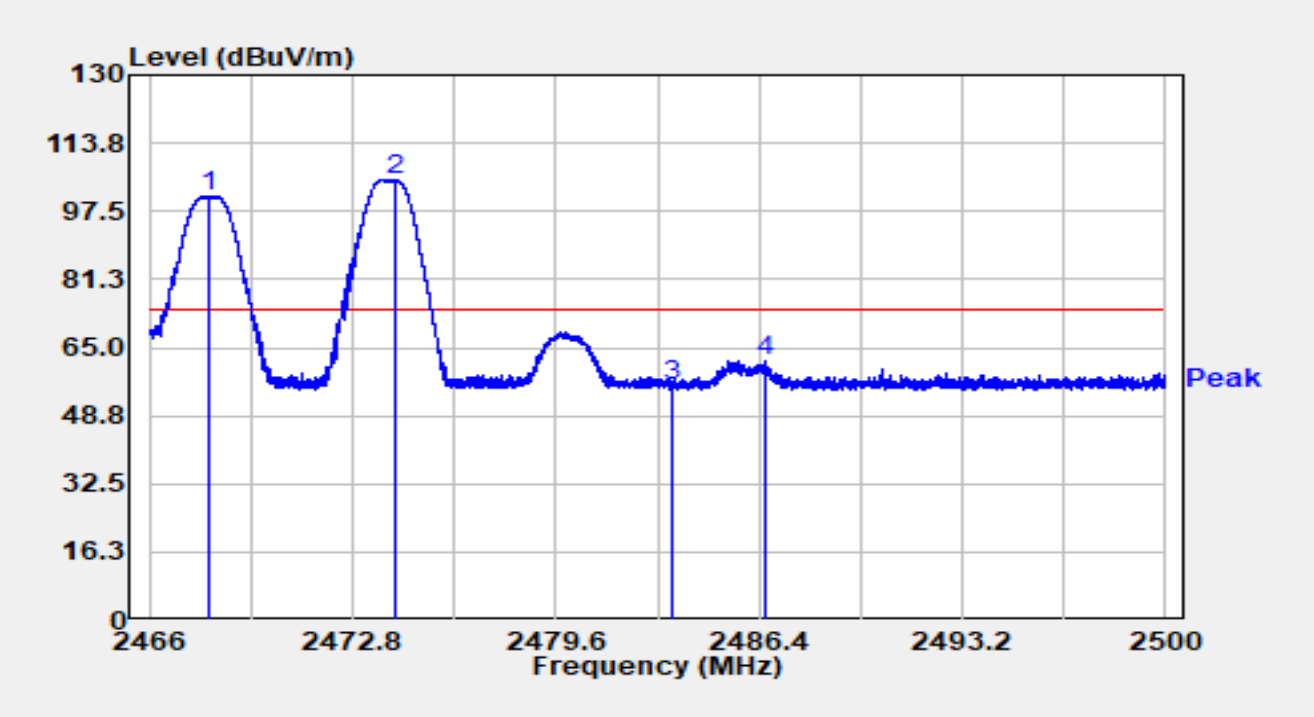

No	Mark	Frequency (MHz)	Reading (dBμV)	C.F (dB/m)	Measurement (dBμV/m)	Margin (dB)	Limit (dBμV/m)	Detector
1		2468.020	68.90	32.37	101.27	N/A	N/A	Peak
2		2474.221	72.56	32.39	104.95	N/A	N/A	Peak
3		2483.500	23.53	32.38	55.91	-18.09	74.00	Peak
4	*	2486.580	29.57	32.38	61.96	-12.04	74.00	Peak

Notes:

1. " *", means this data is the worst emission level.

2. C.F (dB/m) = Antenna Factor (dB/m) + Cable Loss (dB).

3. Measurement(dBμV/m) = Reading(dBμV) + C.F (dB/m).

Site	WZ-AC2	Test Date	2024-07-31
Test Engineer	Bob Zhang	Temp./Humidity	25.5°C/56.8%
Factor	BBHA 9120D_1457_1-18GHz	Polarity	Vertical
EUT	ACCESS POINT	Test Voltage	AC 120V/60Hz
Test Mode	Transmit by at Ant 4 2474MHz Ant 1 2468MHz		

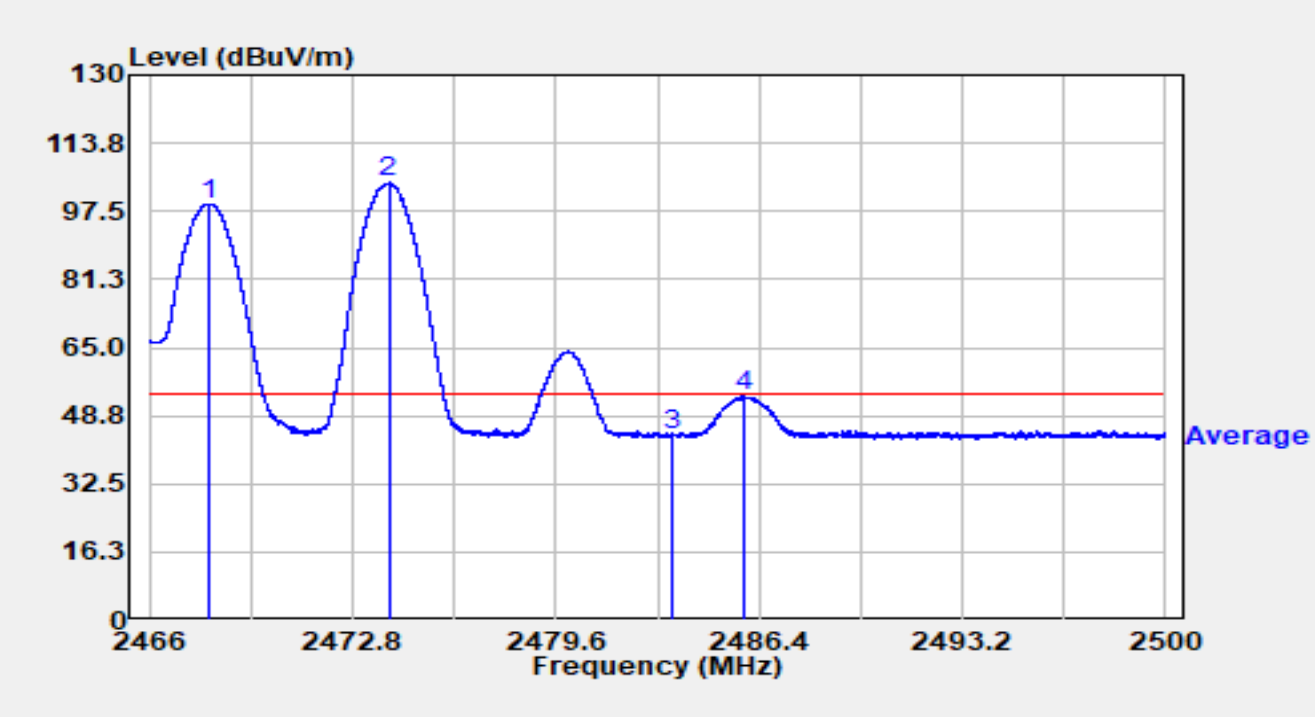

No	Mark	Frequency (MHz)	Reading (dBμV)	C.F (dB/m)	Measurement (dBμV/m)	Margin (dB)	Limit (dBμV/m)	Detector
1		2468.006	66.96	32.37	99.34	N/A	N/A	Average
2		2474.007	71.86	32.39	104.25	N/A	N/A	Average
3		2483.500	11.71	32.38	44.09	-9.91	54.00	Average
4	*	2485.876	20.97	32.38	53.36	-0.64	54.00	Average

Notes:

1. " *", means this data is the worst emission level.

2. C.F (dB/m) = Antenna Factor (dB/m) + Cable Loss (dB).

3. Measurement(dBμV/m) = Reading(dBμV) + C.F (dB/m).

Site	WZ-AC2	Test Date	2024-07-31
Test Engineer	Bob Zhang	Temp./Humidity	25.5°C/56.8%
Factor	BBHA 9120D_1457_1-18GHz	Polarity	Horizontal
EUT	ACCESS POINT	Test Voltage	AC 120V/60Hz
Test Mode	Transmit by at Ant 4 2474MHz Ant 1 2476MHz		

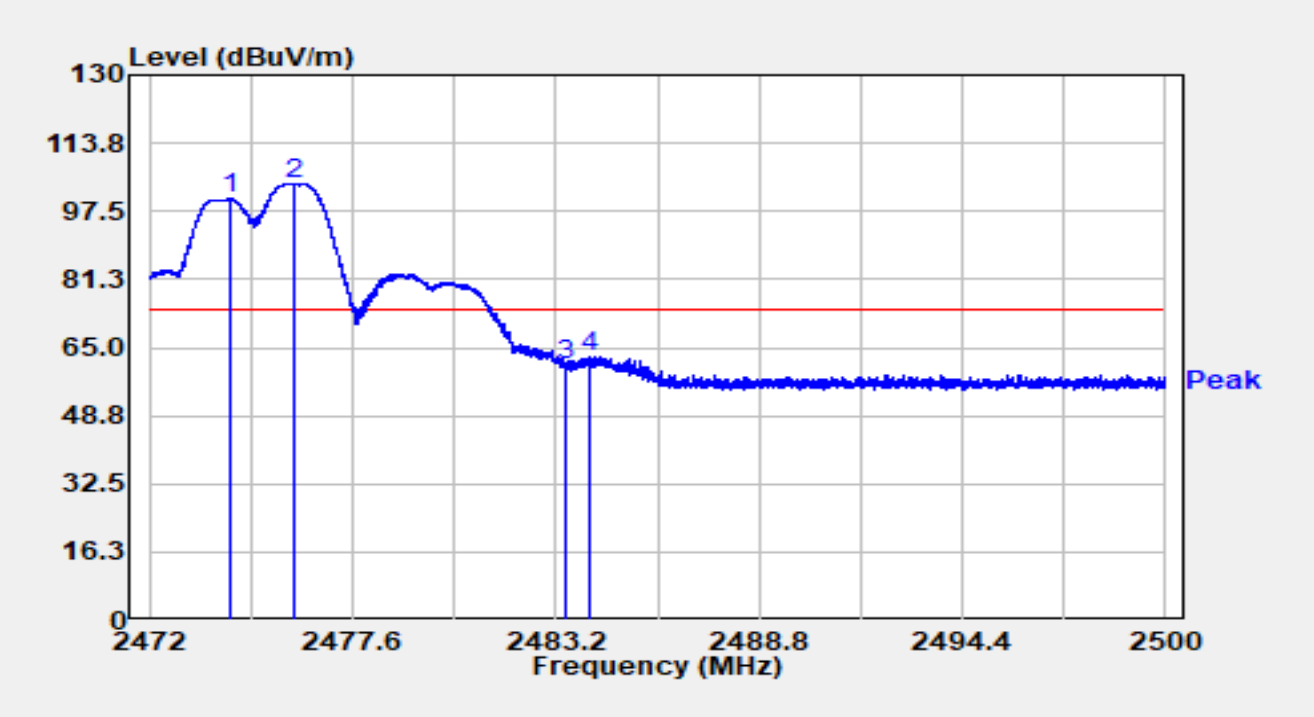

No	Mark	Frequency (MHz)	Reading (dBμV)	C.F (dB/m)	Measurement (dBμV/m)	Margin (dB)	Limit (dBμV/m)	Detector
1		2474.223	68.02	32.39	100.41	N/A	N/A	Peak
2		2475.965	71.84	32.39	104.22	N/A	N/A	Peak
3		2483.500	28.68	32.38	61.07	-12.93	74.00	Peak
4	*	2484.163	30.62	32.38	63.00	-11.00	74.00	Peak

Notes:

1. " *", means this data is the worst emission level.

2. C.F (dB/m) = Antenna Factor (dB/m) + Cable Loss (dB).

3. Measurement(dBμV/m) = Reading(dBμV) + C.F (dB/m).

Site	WZ-AC2	Test Date	2024-07-31
Test Engineer	Bob Zhang	Temp./Humidity	25.5°C/56.8%
Factor	BBHA 9120D_1457_1-18GHz	Polarity	Horizontal
EUT	ACCESS POINT	Test Voltage	AC 120V/60Hz
Test Mode	Transmit by at Ant 4 2474MHz Ant 1 2476MHz		

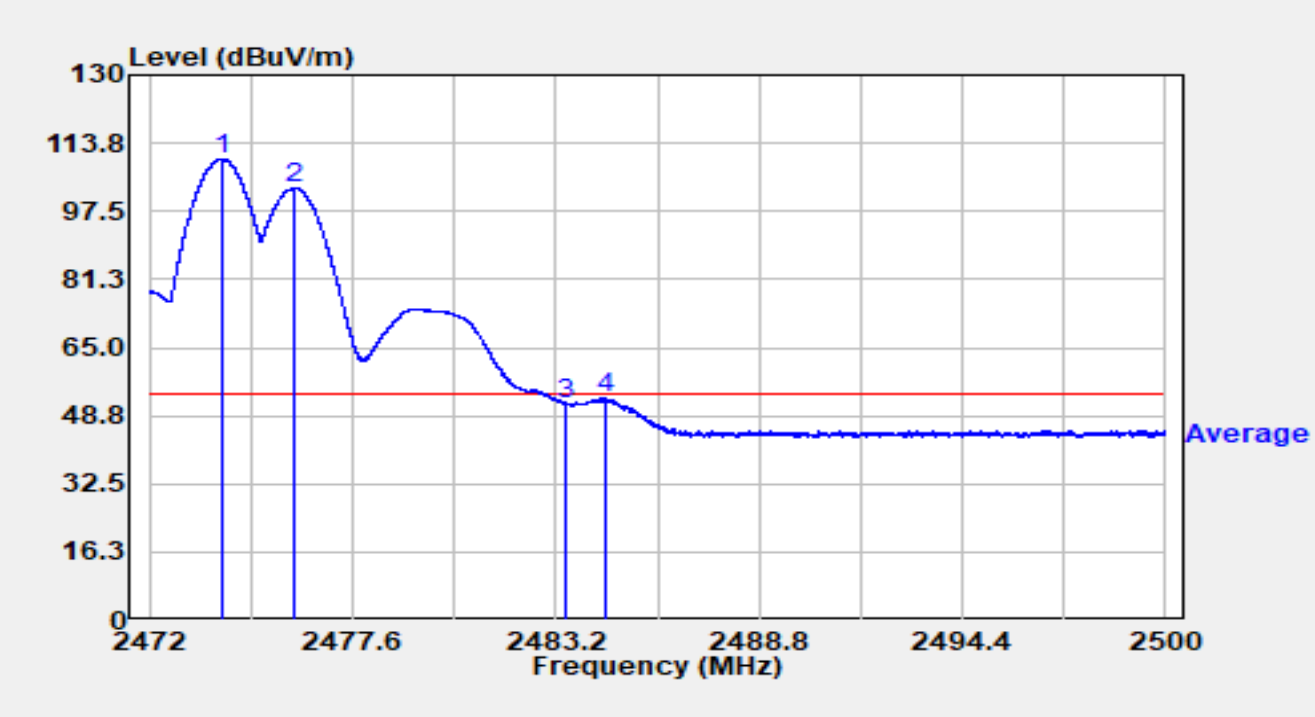

No	Mark	Frequency (MHz)	Reading (dBμV)	C.F (dB/m)	Measurement (dBμV/m)	Margin (dB)	Limit (dBμV/m)	Detector
1		2474.013	77.56	32.39	109.95	N/A	N/A	Average
2		2476.010	70.66	32.39	103.05	N/A	N/A	Average
3		2483.500	19.17	32.38	51.55	-2.45	54.00	Average
4	*	2484.544	20.57	32.38	52.95	-1.05	54.00	Average

Notes:

1. " *", means this data is the worst emission level.

2. C.F (dB/m) = Antenna Factor (dB/m) + Cable Loss (dB).

3. Measurement(dBμV/m) = Reading(dBμV) + C.F (dB/m).

Site	WZ-AC2	Test Date	2024-07-31
Test Engineer	Bob Zhang	Temp./Humidity	25.5°C/56.8%
Factor	BBHA 9120D_1457_1-18GHz	Polarity	Vertical
EUT	ACCESS POINT	Test Voltage	AC 120V/60Hz
Test Mode	Transmit by at Ant 4 2474MHz Ant 1 2476MHz		

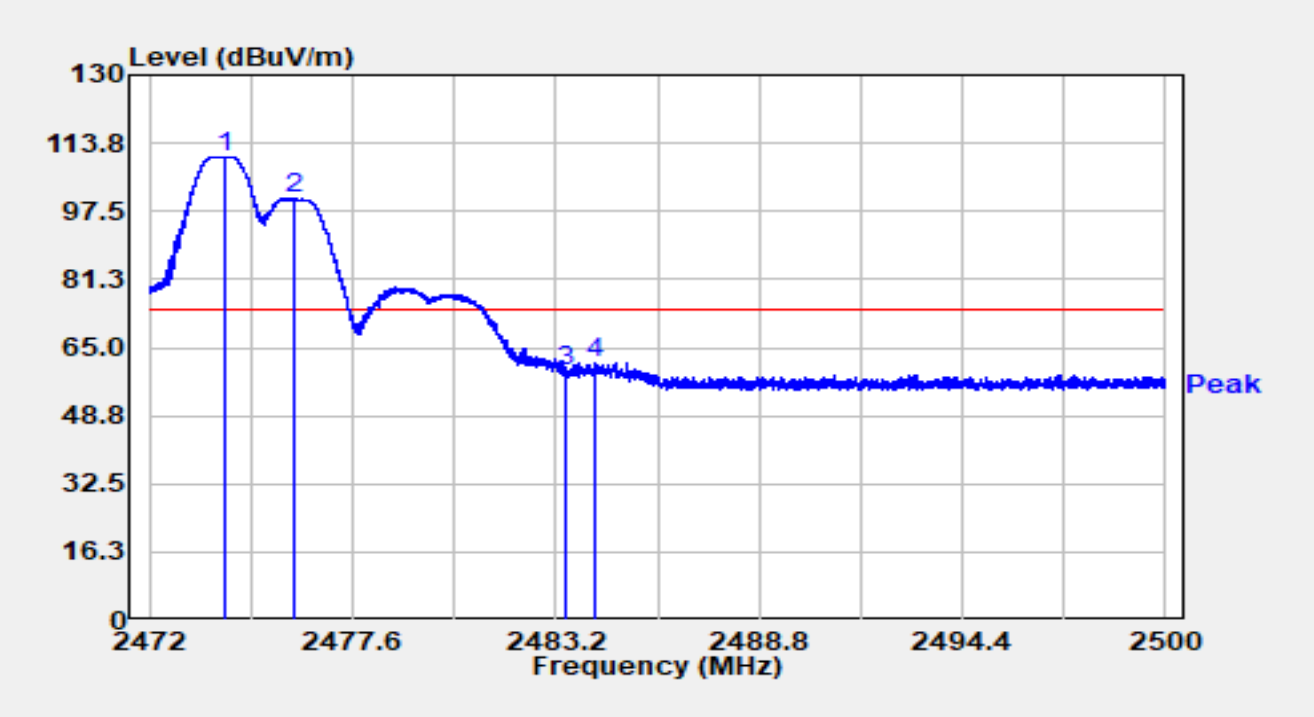

No	Mark	Frequency (MHz)	Reading (dBμV)	C.F (dB/m)	Measurement (dBμV/m)	Margin (dB)	Limit (dBμV/m)	Detector
1		2474.108	78.23	32.39	110.61	N/A	N/A	Peak
2		2475.990	68.36	32.39	100.75	N/A	N/A	Peak
3		2483.500	27.15	32.38	59.54	-14.46	74.00	Peak
4	*	2484.289	29.05	32.38	61.43	-12.57	74.00	Peak

Notes:

1. " *", means this data is the worst emission level.
2. C.F (dB/m) = Antenna Factor (dB/m) + Cable Loss (dB).
3. Measurement(dBμV/m) = Reading(dBμV) + C.F (dB/m).

Site	WZ-AC2	Test Date	2024-07-31
Test Engineer	Bob Zhang	Temp./Humidity	25.5°C/56.8%
Factor	BBHA 9120D_1457_1-18GHz	Polarity	Vertical
EUT	ACCESS POINT	Test Voltage	AC 120V/60Hz
Test Mode	Transmit by at Ant 4 2474MHz Ant 1 2476MHz		

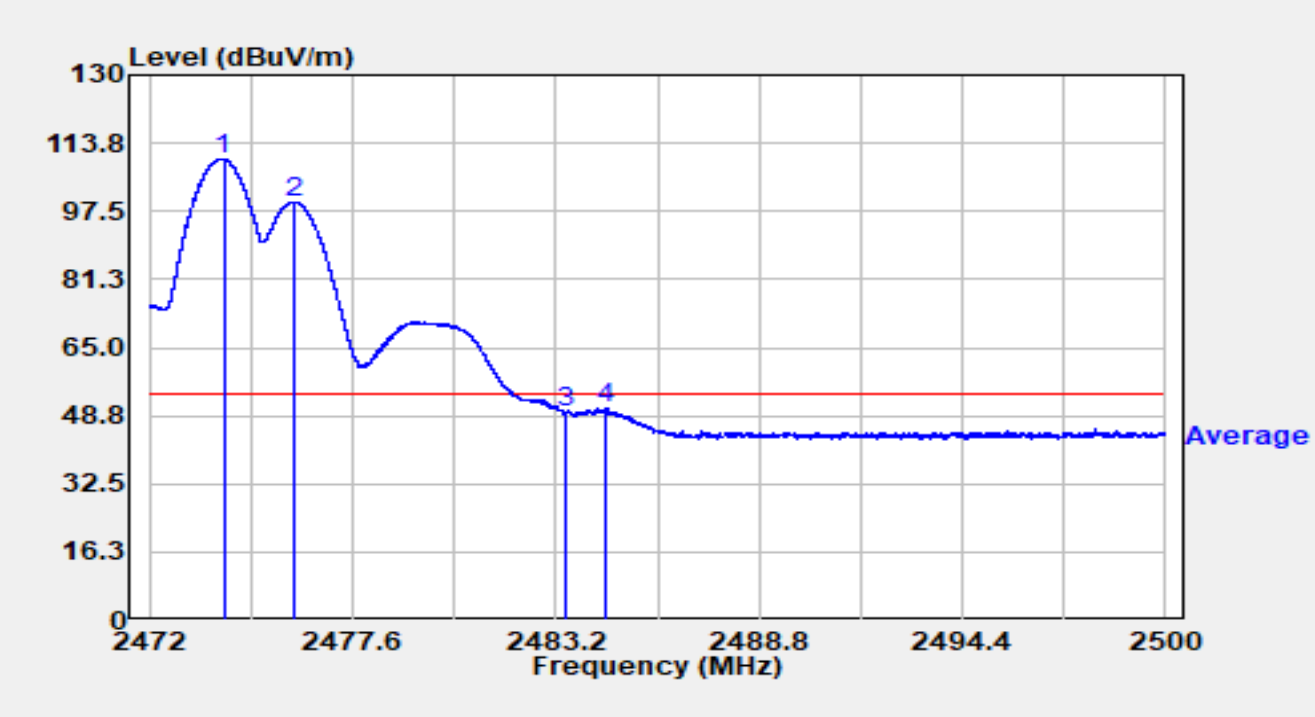

No	Mark	Frequency (MHz)	Reading (dBμV)	C.F (dB/m)	Measurement (dBμV/m)	Margin (dB)	Limit (dBμV/m)	Detector
1		2474.044	77.59	32.39	109.98	N/A	N/A	Average
2		2476.010	67.37	32.39	99.75	N/A	N/A	Average
3		2483.500	17.04	32.38	49.42	-4.58	54.00	Average
4	*	2484.600	18.14	32.38	50.52	-3.48	54.00	Average

Notes:

1. " *", means this data is the worst emission level.
2. C.F (dB/m) = Antenna Factor (dB/m) + Cable Loss (dB).
3. Measurement(dBμV/m) = Reading(dBμV) + C.F (dB/m).

Site	WZ-AC2	Test Date	2024-07-31
Test Engineer	Bob Zhang	Temp./Humidity	25.5°C/56.8%
Factor	BBHA 9120D_1457_1-18GHz	Polarity	Horizontal
EUT	ACCESS POINT	Test Voltage	AC 120V/60Hz
Test Mode	Transmit by at Ant 4 2474MHz Ant 1 2478MHz		

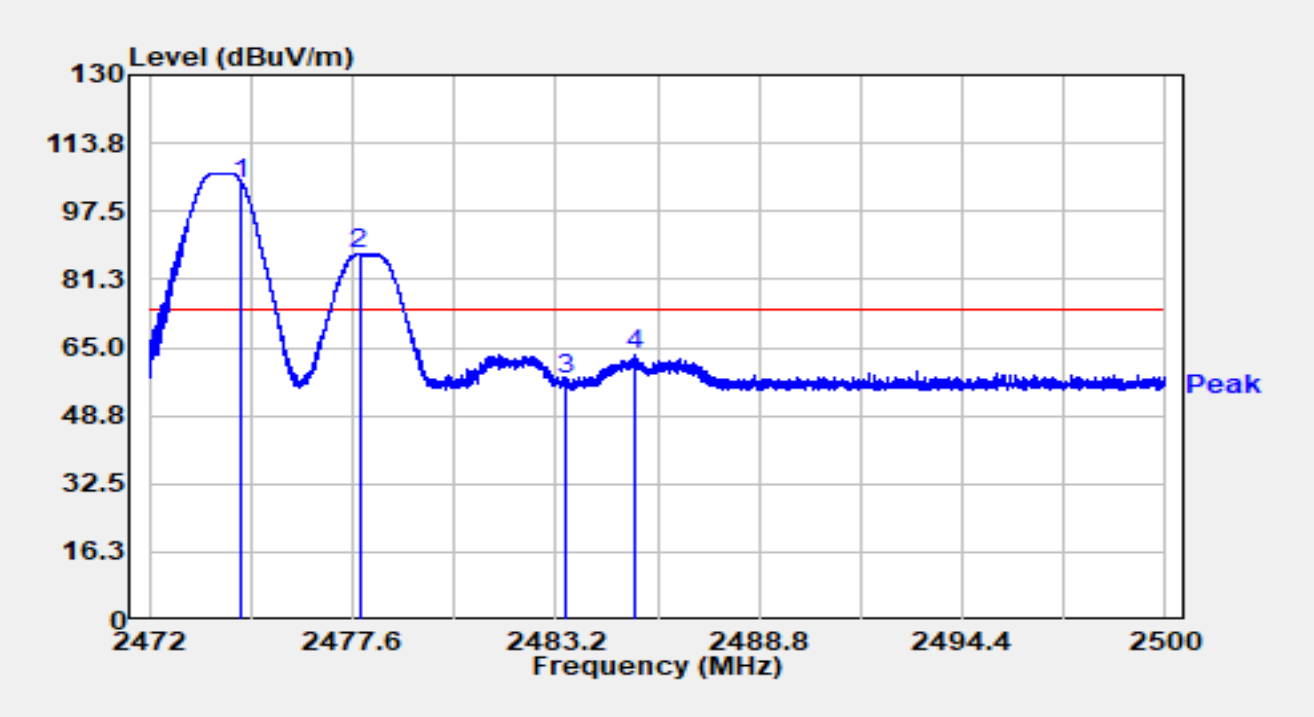

No	Mark	Frequency (MHz)	Reading (dBμV)	C.F (dB/m)	Measurement (dBμV/m)	Margin (dB)	Limit (dBμV/m)	Detector
1		2474.554	71.78	32.39	104.17	N/A	N/A	Peak
2		2477.788	54.95	32.39	87.34	N/A	N/A	Peak
3		2483.500	25.13	32.38	57.51	-16.49	74.00	Peak
4	*	2485.409	30.72	32.38	63.10	-10.90	74.00	Peak

Notes:

1. " *", means this data is the worst emission level.

2. C.F (dB/m) = Antenna Factor (dB/m) + Cable Loss (dB).

3. Measurement(dBμV/m) = Reading(dBμV) + C.F (dB/m).

Site	WZ-AC2	Test Date	2024-07-31
Test Engineer	Bob Zhang	Temp./Humidity	25.5°C/56.8%
Factor	BBHA 9120D_1457_1-18GHz	Polarity	Horizontal
EUT	ACCESS POINT	Test Voltage	AC 120V/60Hz
Test Mode	Transmit by at Ant 4 2474MHz Ant 1 2478MHz		

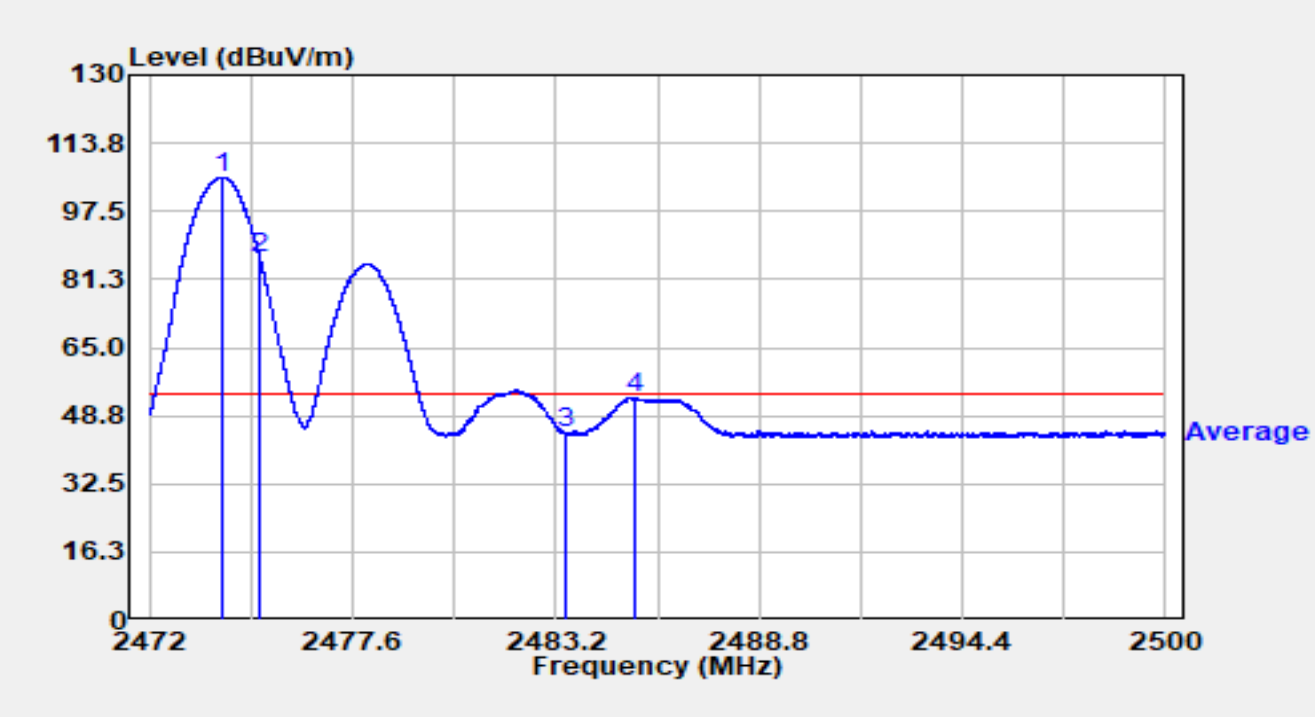

No	Mark	Frequency (MHz)	Reading (dBμV)	C.F (dB/m)	Measurement (dBμV/m)	Margin (dB)	Limit (dBμV/m)	Detector
1		2473.999	73.23	32.39	105.62	N/A	N/A	Average
2		2475.038	54.07	32.39	86.45	N/A	N/A	Average
3		2483.500	12.28	32.38	44.66	-9.34	54.00	Average
4	*	2485.362	20.74	32.38	53.12	-0.88	54.00	Average

Notes:

1. " *", means this data is the worst emission level.
2. C.F (dB/m) = Antenna Factor (dB/m) + Cable Loss (dB).
3. Measurement(dBμV/m) = Reading(dBμV) + C.F (dB/m).

Site	WZ-AC2	Test Date	2024-07-31
Test Engineer	Bob Zhang	Temp./Humidity	25.5°C/56.8%
Factor	BBHA 9120D_1457_1-18GHz	Polarity	Vertical
EUT	ACCESS POINT	Test Voltage	AC 120V/60Hz
Test Mode	Transmit by at Ant 4 2474MHz Ant 1 2478MHz		

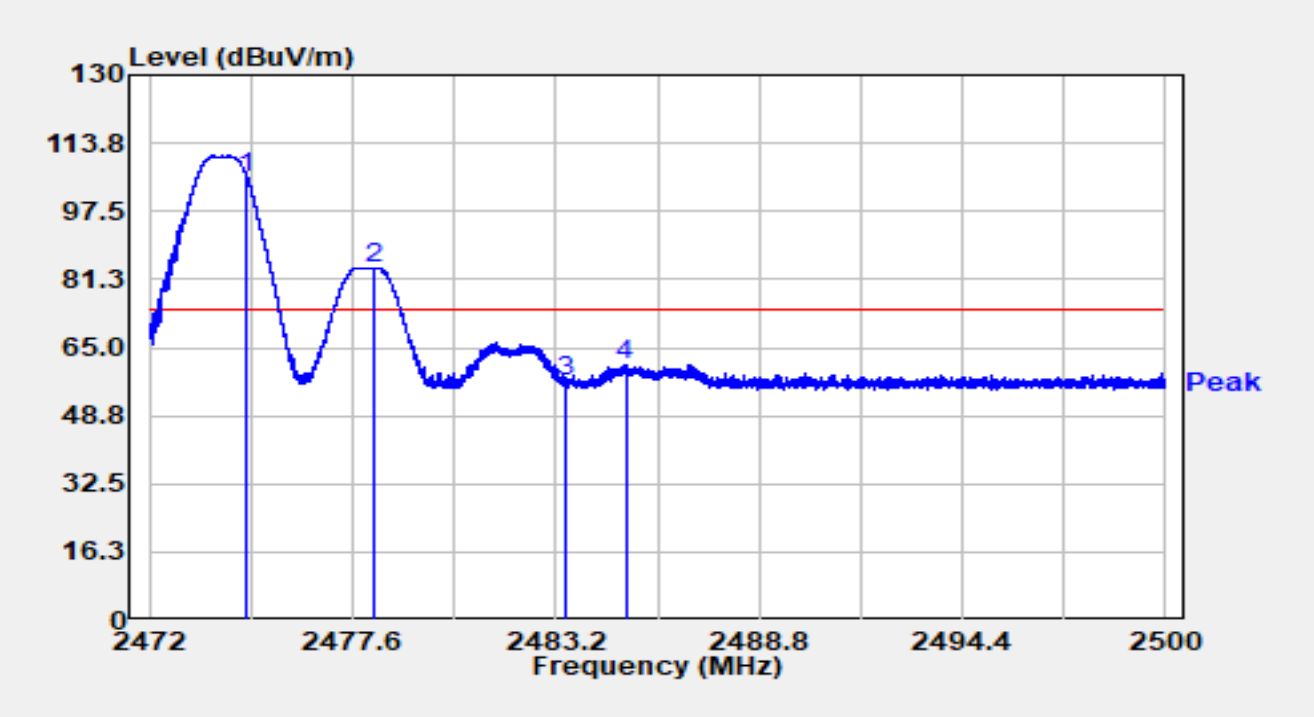

No	Mark	Frequency (MHz)	Reading (dBμV)	C.F (dB/m)	Measurement (dBμV/m)	Margin (dB)	Limit (dBμV/m)	Detector
1		2474.699	73.01	32.39	105.40	N/A	N/A	Peak
2		2478.210	51.70	32.38	84.09	N/A	N/A	Peak
3		2483.500	24.62	32.38	57.01	-16.99	74.00	Peak
4	*	2485.121	28.44	32.38	60.82	-13.18	74.00	Peak

Notes:

1. " *", means this data is the worst emission level.

2. C.F (dB/m) = Antenna Factor (dB/m) + Cable Loss (dB).

3. Measurement(dBμV/m) = Reading(dBμV) + C.F (dB/m).

Site	WZ-AC2	Test Date	2024-07-31
Test Engineer	Bob Zhang	Temp./Humidity	25.5°C/56.8%
Factor	BBHA 9120D_1457_1-18GHz	Polarity	Vertical
EUT	ACCESS POINT	Test Voltage	AC 120V/60Hz
Test Mode	Transmit by at Ant 4 2474MHz Ant 1 2478MHz		

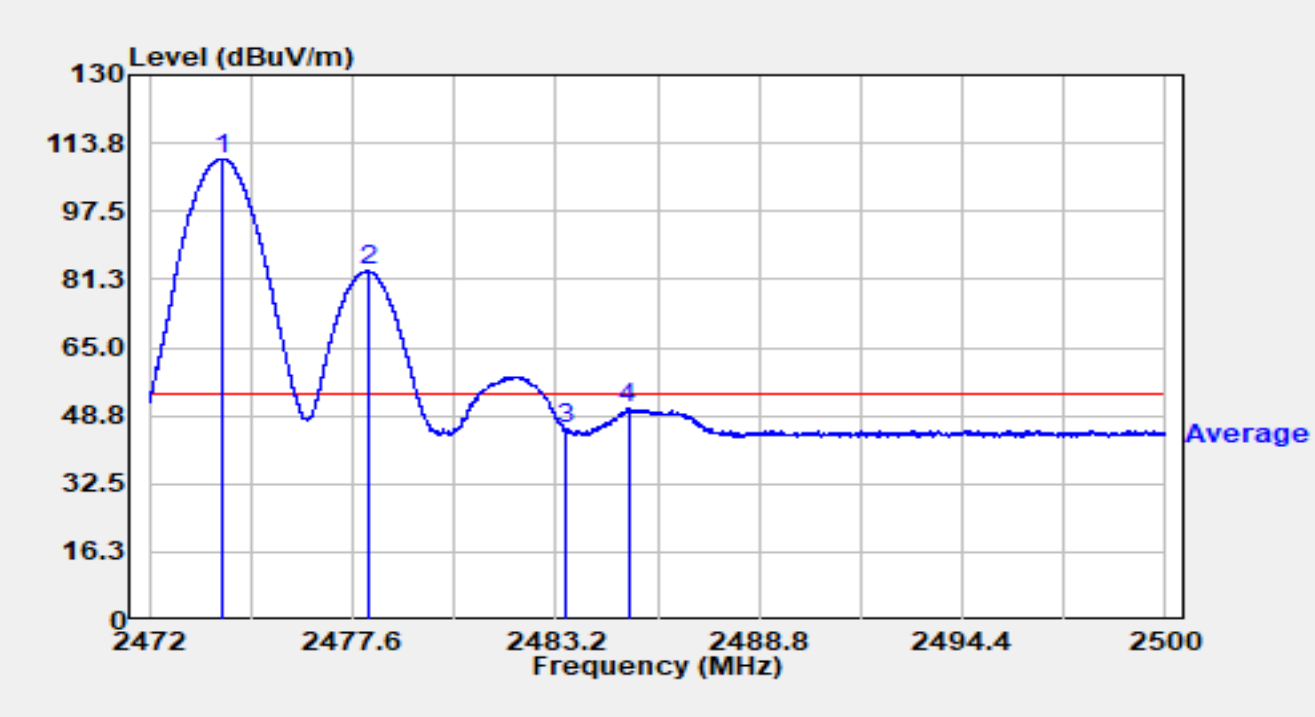

No	Mark	Frequency (MHz)	Reading (dBμV)	C.F (dB/m)	Measurement (dBμV/m)	Margin (dB)	Limit (dBμV/m)	Detector
1		2474.016	77.61	32.39	110.00	N/A	N/A	Average
2		2478.048	50.80	32.38	83.19	N/A	N/A	Average
3		2483.500	13.45	32.38	45.83	-8.17	54.00	Average
4	*	2485.194	17.96	32.38	50.35	-3.65	54.00	Average

Notes:

1. " *", means this data is the worst emission level.
2. C.F (dB/m) = Antenna Factor (dB/m) + Cable Loss (dB).
3. Measurement(dBμV/m) = Reading(dBμV) + C.F (dB/m).

Site	WZ-AC2	Test Date	2024-07-31
Test Engineer	Bob Zhang	Temp./Humidity	25.5°C/56.8%
Factor	BBHA 9120D_1457_1-18GHz	Polarity	Horizontal
EUT	ACCESS POINT	Test Voltage	AC 120V/60Hz
Test Mode	Transmit by at Ant 4 2474MHz Ant 1 2480MHz		

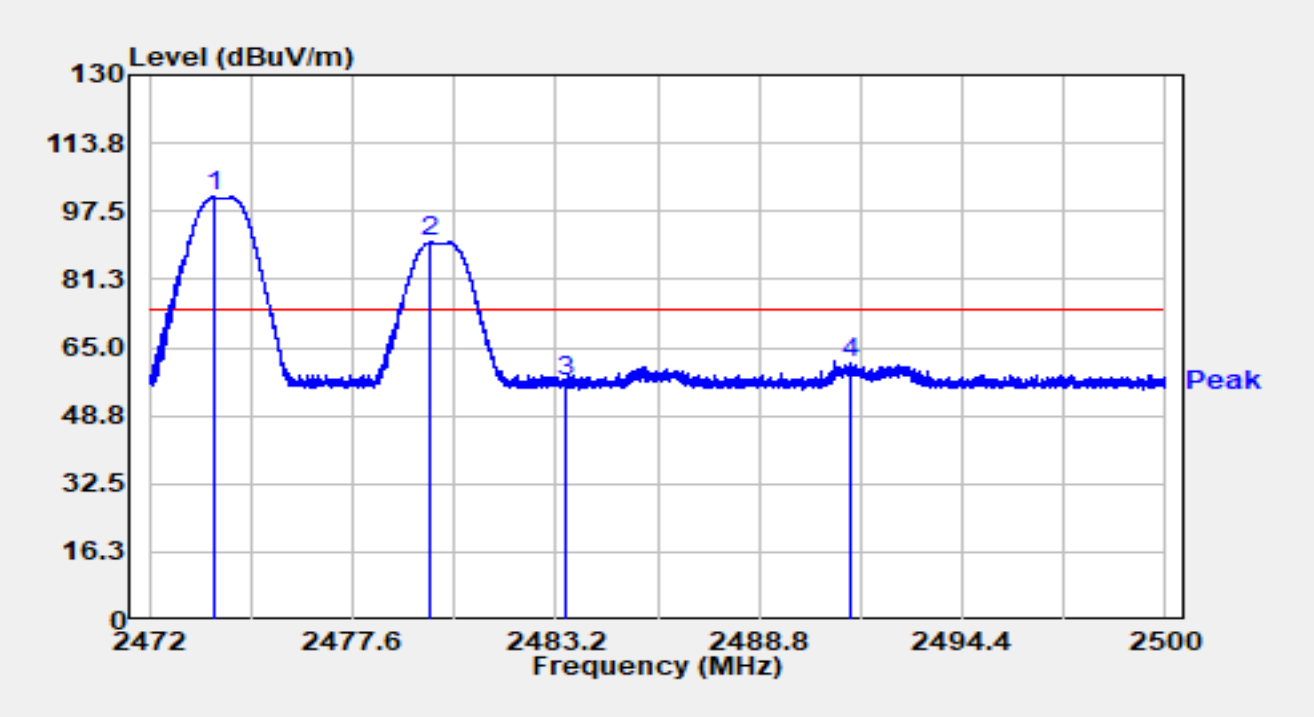

No	Mark	Frequency (MHz)	Reading (dBμV)	C.F (dB/m)	Measurement (dBμV/m)	Margin (dB)	Limit (dBμV/m)	Detector
1		2473.778	68.52	32.39	100.91	N/A	N/A	Peak
2		2479.750	57.73	32.38	90.11	N/A	N/A	Peak
3		2483.500	24.34	32.38	56.73	-17.27	74.00	Peak
4	*	2491.309	28.91	32.38	61.29	-12.71	74.00	Peak

Notes:

1. " *", means this data is the worst emission level.

2. C.F (dB/m) = Antenna Factor (dB/m) + Cable Loss (dB).

3. Measurement(dBμV/m) = Reading(dBμV) + C.F (dB/m).

Site	WZ-AC2	Test Date	2024-07-31
Test Engineer	Bob Zhang	Temp./Humidity	25.5°C/56.8%
Factor	BBHA 9120D_1457_1-18GHz	Polarity	Horizontal
EUT	ACCESS POINT	Test Voltage	AC 120V/60Hz
Test Mode	Transmit by at Ant 4 2474MHz Ant 1 2480MHz		

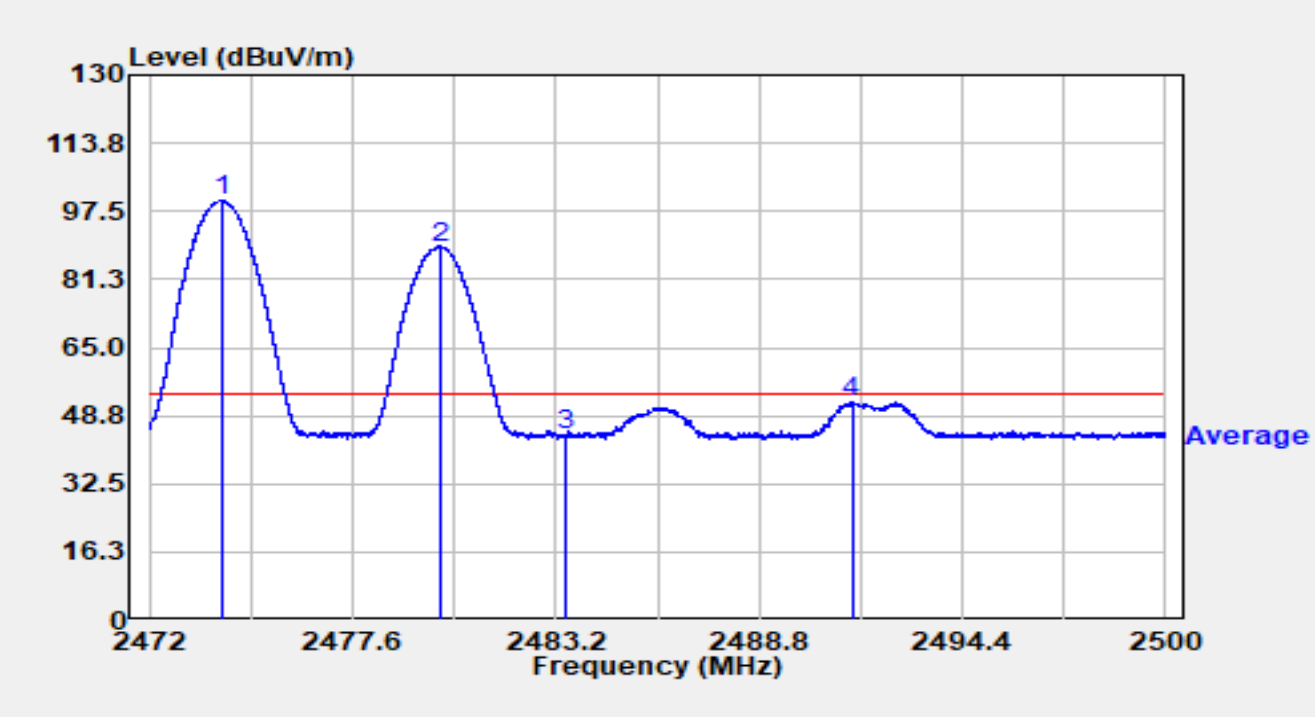

No	Mark	Frequency (MHz)	Reading (dBμV)	C.F (dB/m)	Measurement (dBμV/m)	Margin (dB)	Limit (dBμV/m)	Detector
1		2474.010	67.69	32.39	100.07	N/A	N/A	Average
2		2480.044	56.64	32.38	89.02	N/A	N/A	Average
3		2483.500	11.87	32.38	44.25	-9.75	54.00	Average
4	*	2491.356	19.82	32.38	52.20	-1.80	54.00	Average

Notes:

1. " *", means this data is the worst emission level.
2. C.F (dB/m) = Antenna Factor (dB/m) + Cable Loss (dB).
3. Measurement(dBμV/m) = Reading(dBμV) + C.F (dB/m).

Site	WZ-AC2	Test Date	2024-07-31
Test Engineer	Bob Zhang	Temp./Humidity	25.5°C/56.8%
Factor	BBHA 9120D_1457_1-18GHz	Polarity	Vertical
EUT	ACCESS POINT	Test Voltage	AC 120V/60Hz
Test Mode	Transmit by at Ant 4 2474MHz Ant 1 2480MHz		

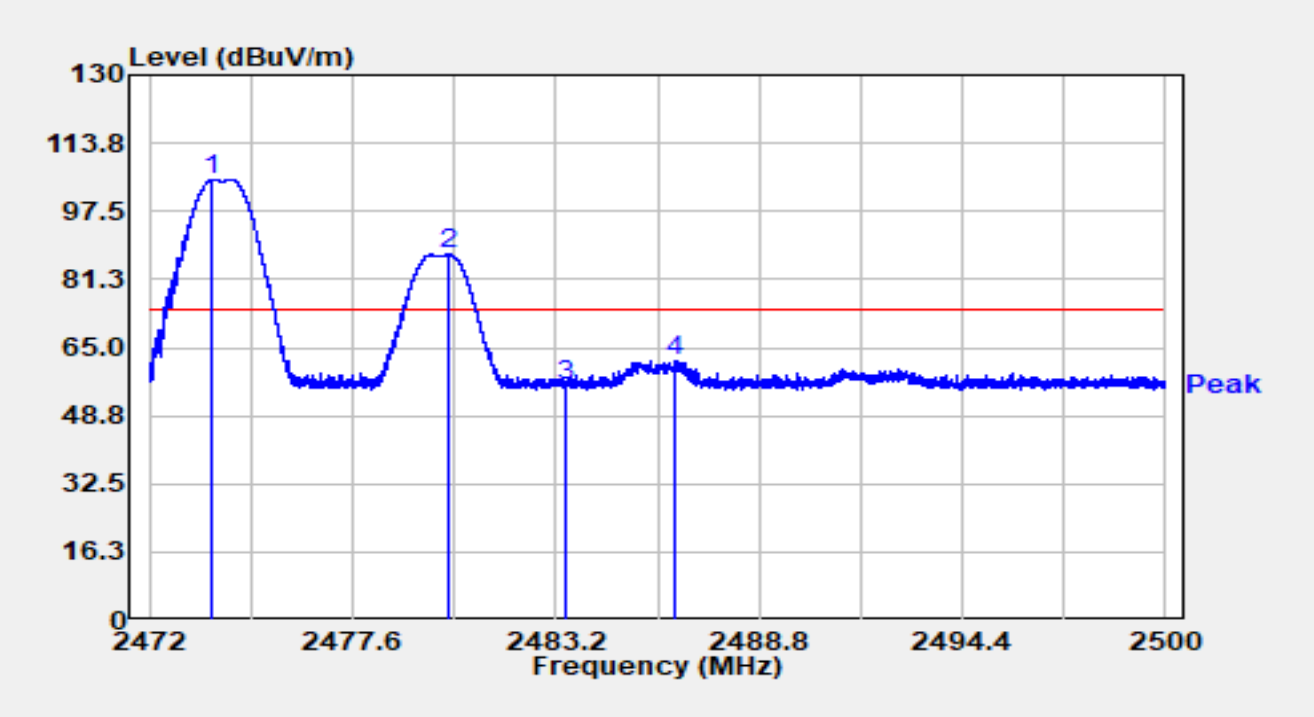

No	Mark	Frequency (MHz)	Reading (dBμV)	C.F (dB/m)	Measurement (dBμV/m)	Margin (dB)	Limit (dBμV/m)	Detector
1		2473.750	72.60	32.39	104.99	N/A	N/A	Peak
2		2480.268	54.79	32.38	87.18	N/A	N/A	Peak
3		2483.500	23.77	32.38	56.15	-17.85	74.00	Peak
4	*	2486.501	29.54	32.38	61.93	-12.07	74.00	Peak

Notes:

1. " *", means this data is the worst emission level.

2. C.F (dB/m) = Antenna Factor (dB/m) + Cable Loss (dB).

3. Measurement(dBμV/m) = Reading(dBμV) + C.F (dB/m).

Site	WZ-AC2	Test Date	2024-07-31
Test Engineer	Bob Zhang	Temp./Humidity	25.5°C/56.8%
Factor	BBHA 9120D_1457_1-18GHz	Polarity	Vertical
EUT	ACCESS POINT	Test Voltage	AC 120V/60Hz
Test Mode	Transmit by at Ant 4 2474MHz Ant 1 2480MHz		

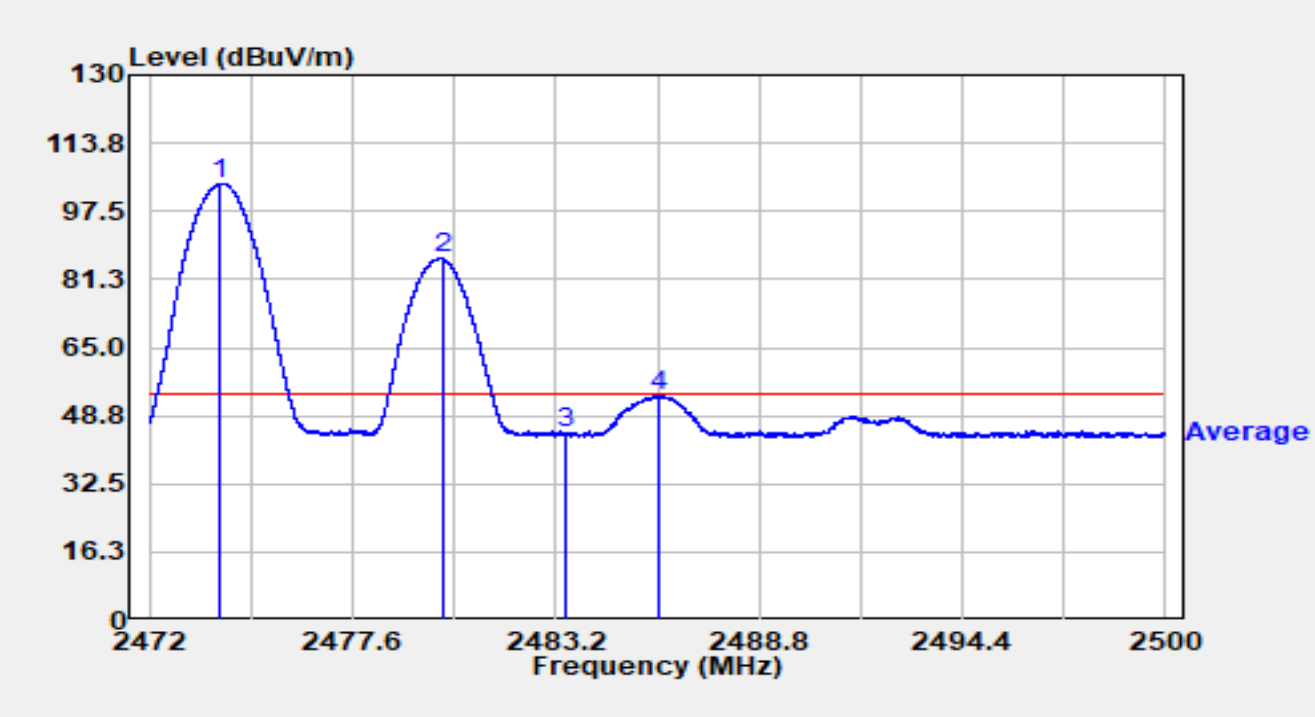

No	Mark	Frequency (MHz)	Reading (dBμV)	C.F (dB/m)	Measurement (dBμV/m)	Margin (dB)	Limit (dBμV/m)	Detector
1		2473.963	71.75	32.39	104.14	N/A	N/A	Average
2		2480.067	53.84	32.38	86.22	N/A	N/A	Average
3		2483.500	12.20	32.38	44.58	-9.42	54.00	Average
4	*	2486.064	21.21	32.38	53.59	-0.41	54.00	Average

Notes:

1. " *", means this data is the worst emission level.

2. C.F (dB/m) = Antenna Factor (dB/m) + Cable Loss (dB).

3. Measurement(dBμV/m) = Reading(dBμV) + C.F (dB/m).

Site	WZ-AC2	Test Date	2024-07-31
Test Engineer	Bob Zhang	Temp./Humidity	25.5°C/56.8%
Factor	BBHA 9120D_1457_1-18GHz	Polarity	Horizontal
EUT	ACCESS POINT	Test Voltage	AC 120V/60Hz
Test Mode	Transmit by at Ant 4 2476MHz Ant 1 2468MHz		

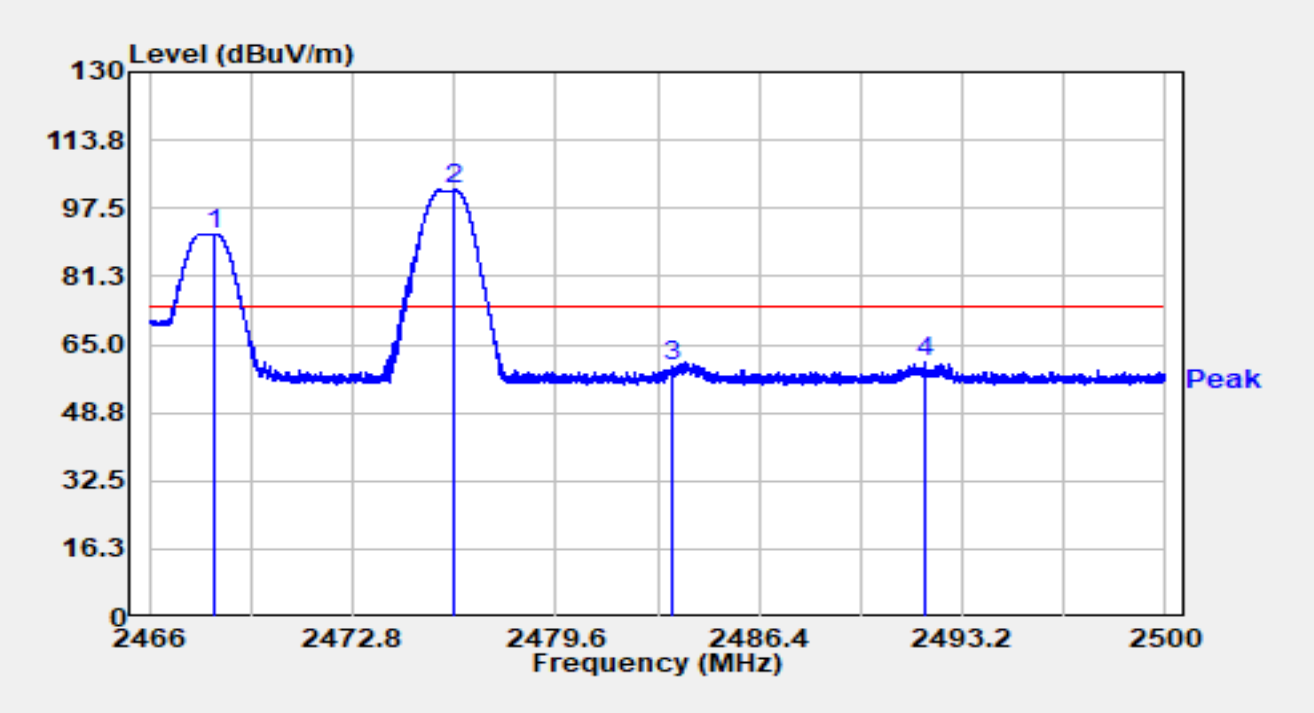

No	Mark	Frequency (MHz)	Reading (dBμV)	C.F (dB/m)	Measurement (dBμV/m)	Margin (dB)	Limit (dBμV/m)	Detector
1		2468.203	59.06	32.38	91.44	N/A	N/A	Peak
2		2476.210	69.47	32.39	101.86	N/A	N/A	Peak
3		2483.500	27.32	32.38	59.70	-14.30	74.00	Peak
4	*	2491.935	28.43	32.38	60.81	-13.19	74.00	Peak

Notes:

1. " *", means this data is the worst emission level.

2. C.F (dB/m) = Antenna Factor (dB/m) + Cable Loss (dB).

3. Measurement(dBμV/m) = Reading(dBμV) + C.F (dB/m).

Site	WZ-AC2	Test Date	2024-07-31
Test Engineer	Bob Zhang	Temp./Humidity	25.5°C/56.8%
Factor	BBHA 9120D_1457_1-18GHz	Polarity	Horizontal
EUT	ACCESS POINT	Test Voltage	AC 120V/60Hz
Test Mode	Transmit by at Ant 4 2476MHz Ant 1 2468MHz		

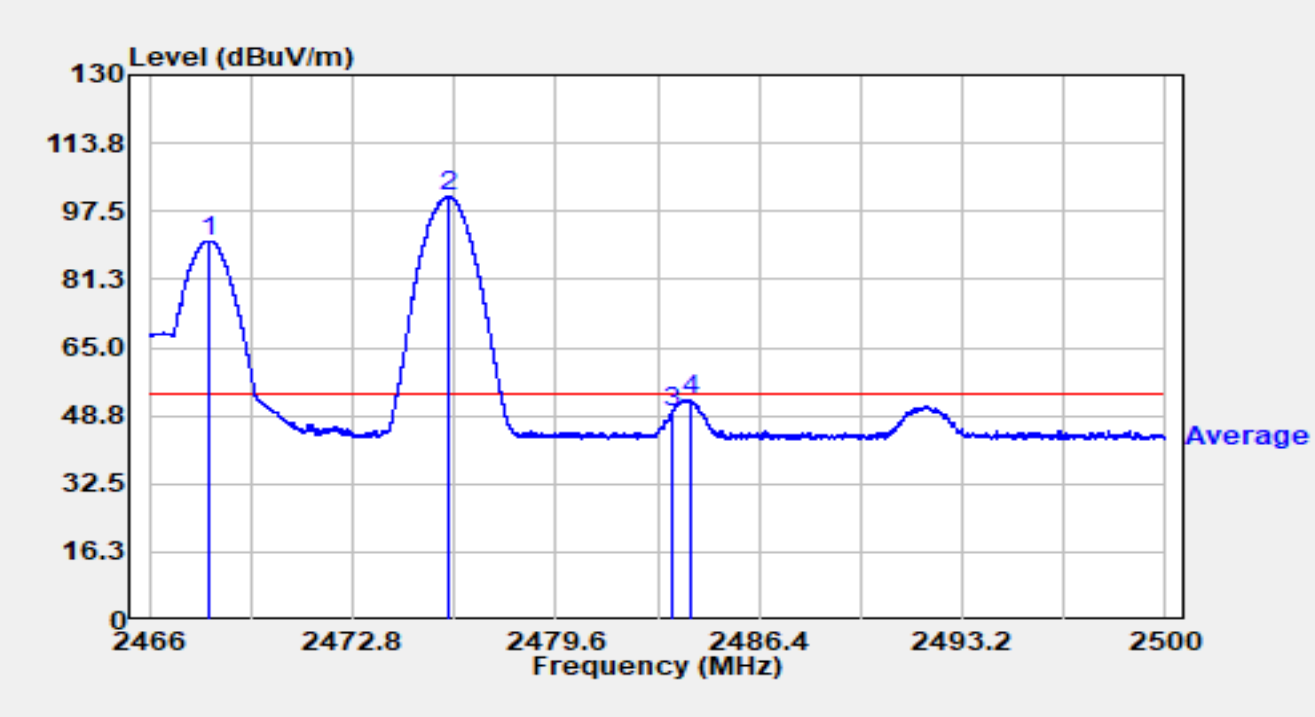

No	Mark	Frequency (MHz)	Reading (dBμV)	C.F (dB/m)	Measurement (dBμV/m)	Margin (dB)	Limit (dBμV/m)	Detector
1		2468.010	58.11	32.37	90.48	N/A	N/A	Average
2		2476.016	68.58	32.39	100.96	N/A	N/A	Average
3		2483.500	17.34	32.38	49.73	-4.27	54.00	Average
4	*	2484.085	20.00	32.38	52.38	-1.62	54.00	Average

Notes:

1. " *", means this data is the worst emission level.
2. C.F (dB/m) = Antenna Factor (dB/m) + Cable Loss (dB).
3. Measurement(dBμV/m) = Reading(dBμV) + C.F (dB/m).

Site	WZ-AC2	Test Date	2024-07-31
Test Engineer	Bob Zhang	Temp./Humidity	25.5°C/56.8%
Factor	BBHA 9120D_1457_1-18GHz	Polarity	Vertical
EUT	ACCESS POINT	Test Voltage	AC 120V/60Hz
Test Mode	Transmit by at Ant 4 2476MHz Ant 1 2468MHz		

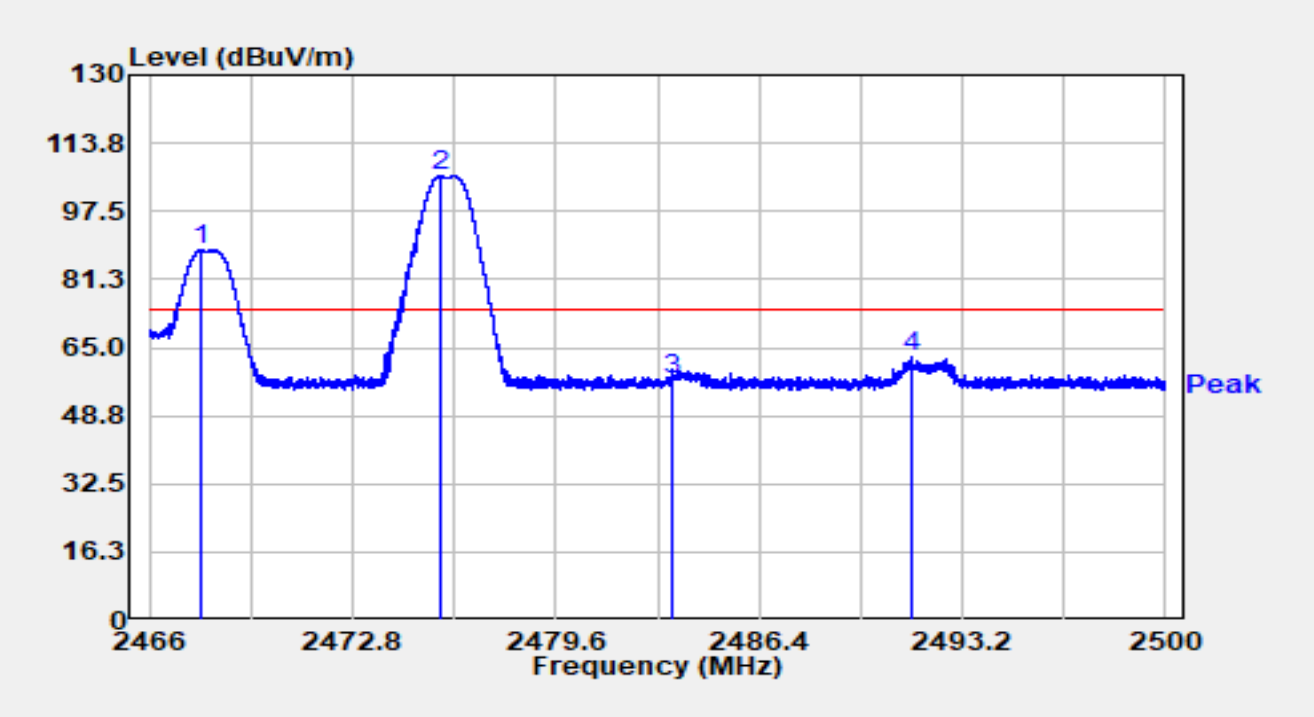

No	Mark	Frequency (MHz)	Reading (dBμV)	C.F (dB/m)	Measurement (dBμV/m)	Margin (dB)	Limit (dBμV/m)	Detector
1		2467.751	55.82	32.37	88.19	N/A	N/A	Peak
2		2475.748	73.48	32.39	105.87	N/A	N/A	Peak
3		2483.500	24.95	32.38	57.33	-16.67	74.00	Peak
4	*	2491.483	30.32	32.38	62.70	-11.30	74.00	Peak

Notes:

1. " *", means this data is the worst emission level.

2. C.F (dB/m) = Antenna Factor (dB/m) + Cable Loss (dB).

3. Measurement(dBμV/m) = Reading(dBμV) + C.F (dB/m).

Site	WZ-AC2	Test Date	2024-07-25
Test Engineer	Dick Shen	Temp./Humidity	25.5°C/56.8%
Factor	BBHA 9120D_1457_1-18GHz	Polarity	Vertical
EUT	ACCESS POINT	Test Voltage	AC 120V/60Hz
Test Mode	Transmit by at Ant 4 2476MHz Ant 1 2468MHz		

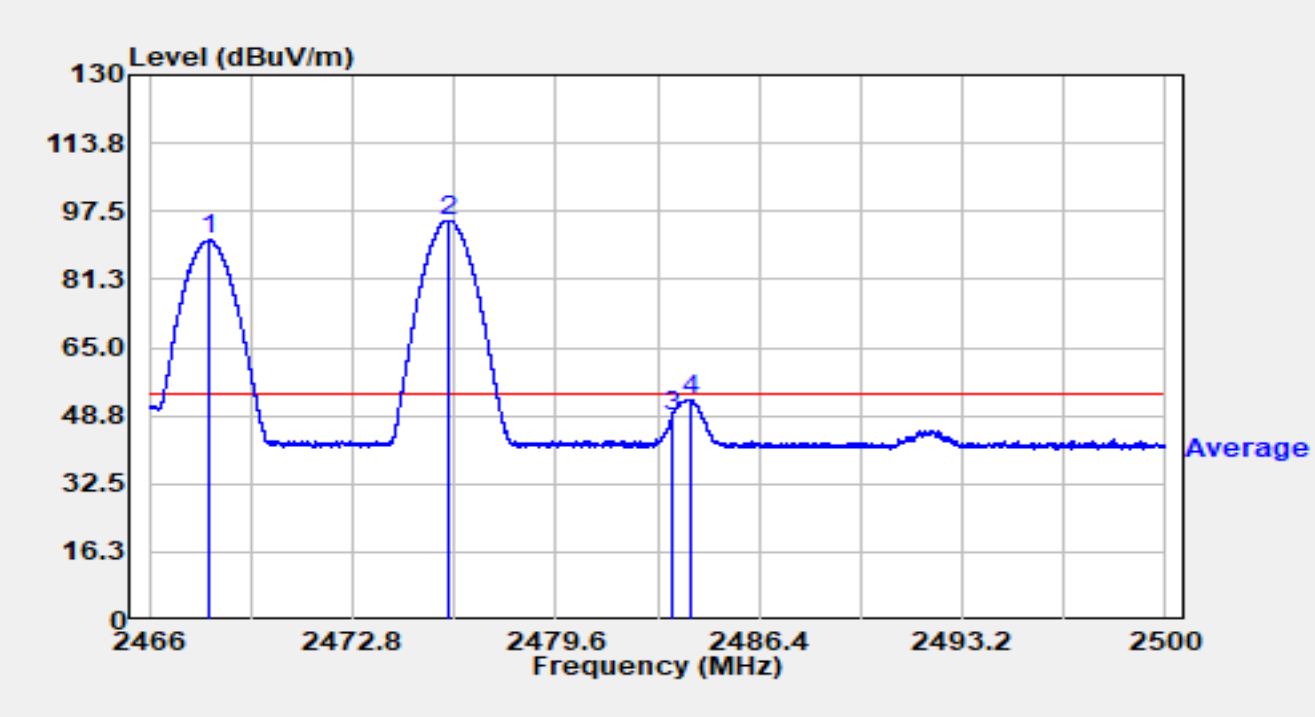

No	Mark	Frequency (MHz)	Reading (dBμV)	C.F (dB/m)	Measurement (dBμV/m)	Margin (dB)	Limit (dBμV/m)	Detector
1		2467.992	58.20	32.37	90.58	N/A	N/A	Average
2		2475.996	62.93	32.39	95.31	N/A	N/A	Average
3		2483.500	16.15	32.38	48.53	-5.47	54.00	Average
4	*	2484.081	20.26	32.38	52.65	-1.35	54.00	Average

Notes:

1. " *", means this data is the worst emission level.
2. C.F (dB/m) = Antenna Factor (dB/m) + Cable Loss (dB).
3. Measurement (dBμV/m) = Reading (dBμV) + C.F (dB/m).

Site	WZ-AC2	Test Date	2024-07-31
Test Engineer	Bob Zhang	Temp./Humidity	25.5°C/56.8%
Factor	BBHA 9120D_1457_1-18GHz	Polarity	Horizontal
EUT	ACCESS POINT	Test Voltage	AC 120V/60Hz
Test Mode	Transmit by at Ant 4 2476MHz Ant 1 2470MHz		

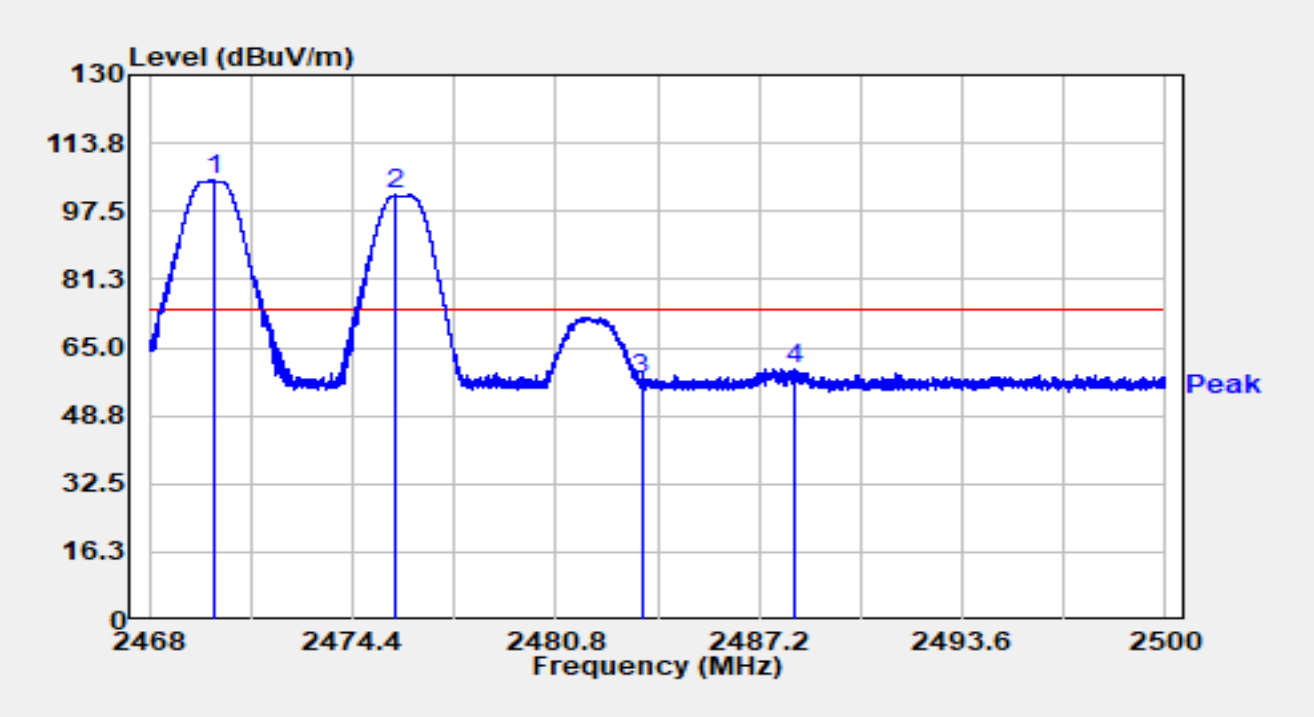

No	Mark	Frequency (MHz)	Reading (dBμV)	C.F (dB/m)	Measurement (dBμV/m)	Margin (dB)	Limit (dBμV/m)	Detector
1		2470.016	72.61	32.38	104.99	N/A	N/A	Peak
2		2475.715	68.97	32.39	101.36	N/A	N/A	Peak
3		2483.500	25.02	32.38	57.40	-16.60	74.00	Peak
4	*	2488.288	27.66	32.38	60.04	-13.96	74.00	Peak

Notes:

1. " *", means this data is the worst emission level.

2. C.F (dB/m) = Antenna Factor (dB/m) + Cable Loss (dB).

3. Measurement(dBμV/m) = Reading(dBμV) + C.F (dB/m).

Site	WZ-AC2	Test Date	2024-07-31
Test Engineer	Bob Zhang	Temp./Humidity	25.5°C/56.8%
Factor	BBHA 9120D_1457_1-18GHz	Polarity	Horizontal
EUT	ACCESS POINT	Test Voltage	AC 120V/60Hz
Test Mode	Transmit by at Ant 4 2476MHz Ant 1 2470MHz		

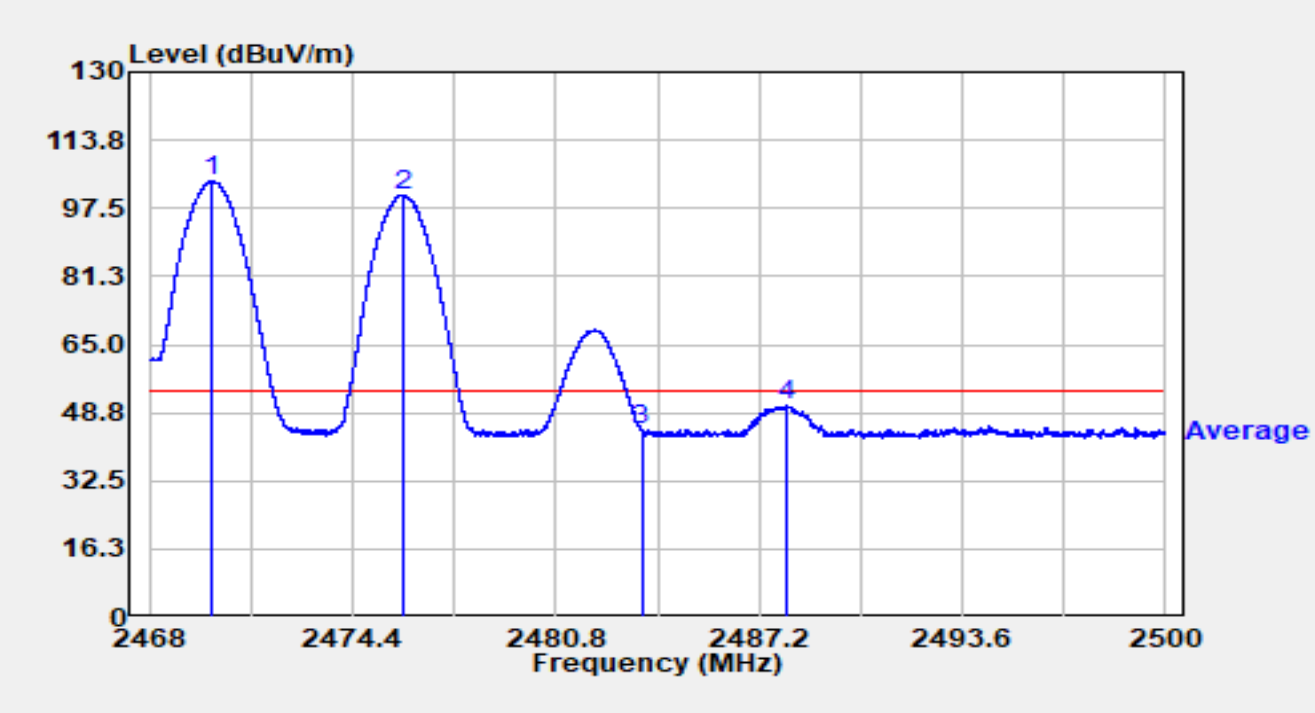

No	Mark	Frequency (MHz)	Reading (dBμV)	C.F (dB/m)	Measurement (dBμV/m)	Margin (dB)	Limit (dBμV/m)	Detector
1		2469.994	71.56	32.38	103.94	N/A	N/A	Average
2		2476.029	68.34	32.39	100.73	N/A	N/A	Average
3		2483.500	12.34	32.38	44.73	-9.27	54.00	Average
4	*	2488.093	17.93	32.38	50.31	-3.69	54.00	Average

Notes:

1. " *", means this data is the worst emission level.
2. C.F (dB/m) = Antenna Factor (dB/m) + Cable Loss (dB).
3. Measurement(dBμV/m) = Reading(dBμV) + C.F (dB/m).

Site	WZ-AC2	Test Date	2024-07-25
Test Engineer	Dick Shen	Temp./Humidity	25.5°C/56.8%
Factor	BBHA 9120D_1457_1-18GHz	Polarity	Vertical
EUT	ACCESS POINT	Test Voltage	AC 120V/60Hz
Test Mode	Transmit by at Ant 4 2476MHz Ant 1 2470MHz		

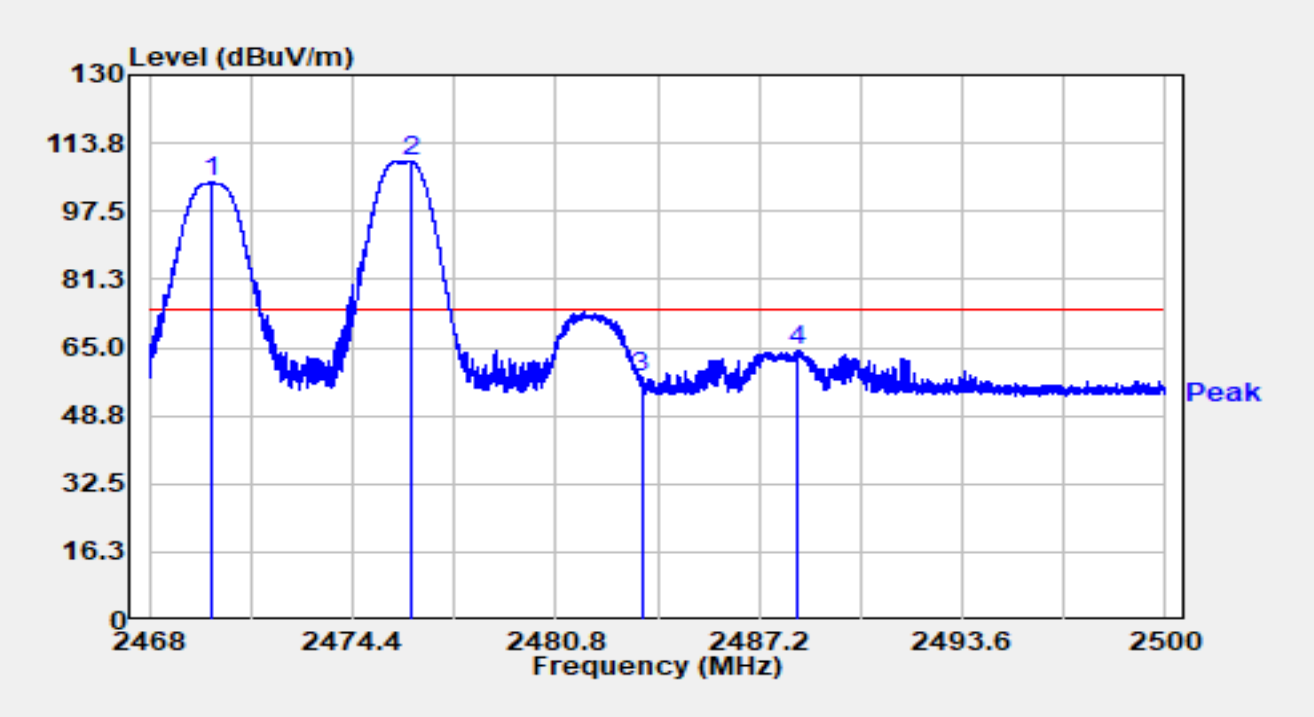

No	Mark	Frequency (MHz)	Reading (dBμV)	C.F (dB/m)	Measurement (dBμV/m)	Margin (dB)	Limit (dBμV/m)	Detector
1		2469.994	72.03	32.38	104.41	N/A	N/A	Peak
2		2476.218	77.01	32.39	109.40	N/A	N/A	Peak
3		2483.500	25.38	32.38	57.76	-16.24	74.00	Peak
4	*	2488.419	31.99	32.38	64.37	-9.63	74.00	Peak

Notes:

1. " *", means this data is the worst emission level.

2. C.F (dB/m) = Antenna Factor (dB/m) + Cable Loss (dB).

3. Measurement (dBμV/m) = Reading (dBμV) + C.F (dB/m).

Site	WZ-AC2	Test Date	2024-07-31
Test Engineer	Bob Zhang	Temp./Humidity	25.5°C/56.8%
Factor	BBHA 9120D_1457_1-18GHz	Polarity	Vertical
EUT	ACCESS POINT	Test Voltage	AC 120V/60Hz
Test Mode	Transmit by at Ant 4 2476MHz Ant 1 2470MHz		

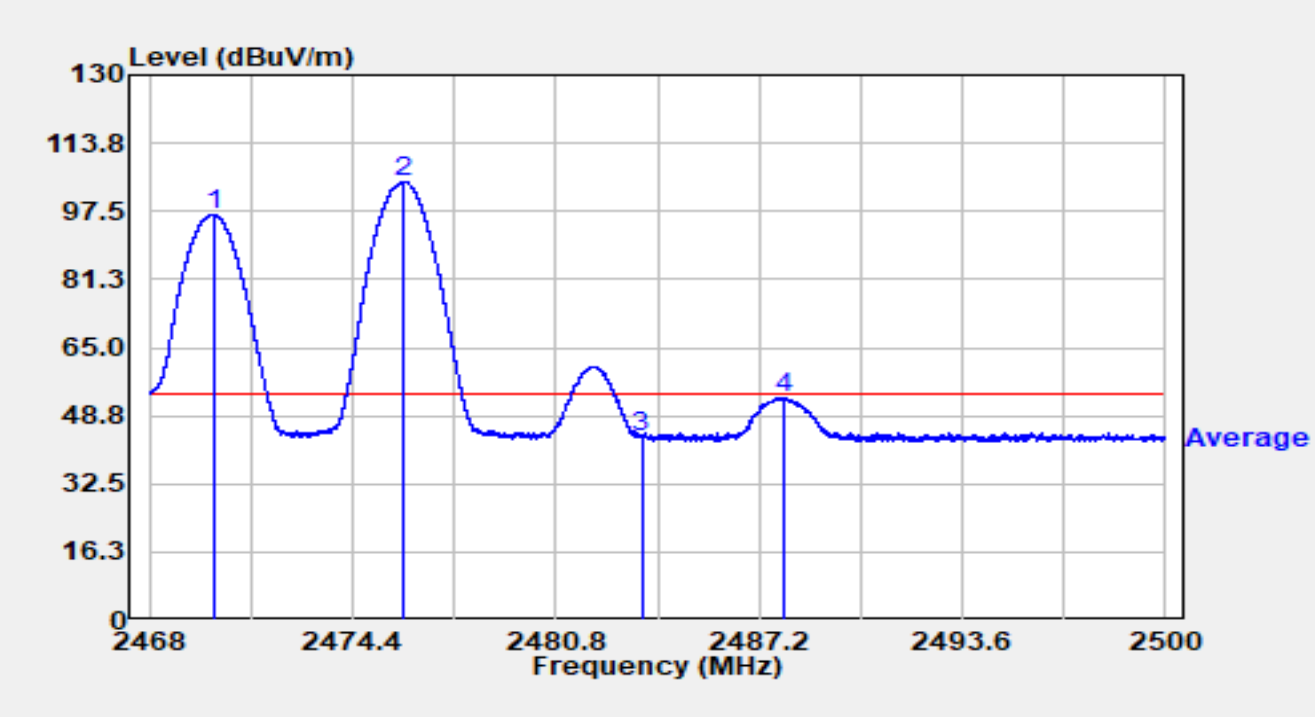

No	Mark	Frequency (MHz)	Reading (dBμV)	C.F (dB/m)	Measurement (dBμV/m)	Margin (dB)	Limit (dBμV/m)	Detector
1		2470.010	64.42	32.38	96.80	N/A	N/A	Average
2		2476.000	72.12	32.39	104.51	N/A	N/A	Average
3		2483.500	11.27	32.38	43.66	-10.34	54.00	Average
4	*	2487.955	20.67	32.38	53.05	-0.95	54.00	Average

Notes:

1. " *", means this data is the worst emission level.
2. C.F (dB/m) = Antenna Factor (dB/m) + Cable Loss (dB).
3. Measurement(dBμV/m) = Reading(dBμV) + C.F (dB/m).

Site	WZ-AC2	Test Date	2024-07-31
Test Engineer	Bob Zhang	Temp./Humidity	25.5°C/56.8%
Factor	BBHA 9120D_1457_1-18GHz	Polarity	Horizontal
EUT	ACCESS POINT	Test Voltage	AC 120V/60Hz
Test Mode	Transmit by at Ant 4 2476MHz Ant 1 2480MHz		

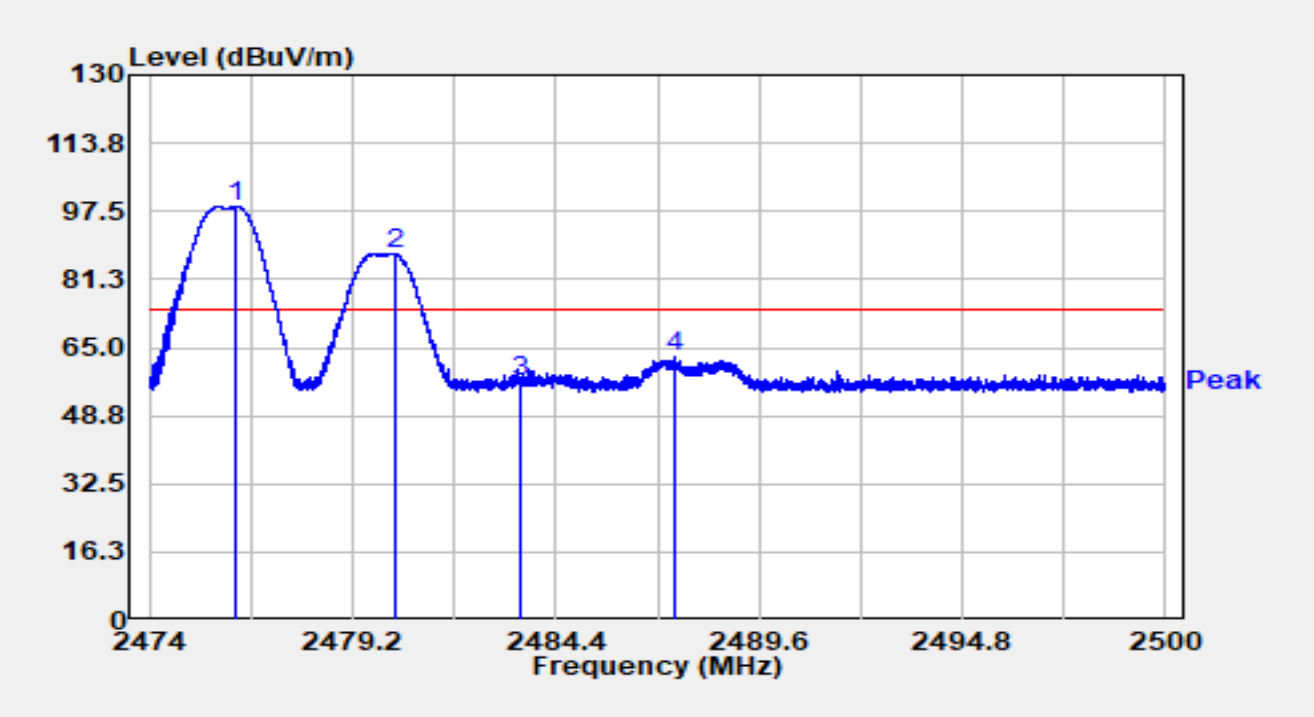

No	Mark	Frequency (MHz)	Reading (dBμV)	C.F (dB/m)	Measurement (dBμV/m)	Margin (dB)	Limit (dBμV/m)	Detector
1		2476.213	66.16	32.39	98.55	N/A	N/A	Peak
2		2480.266	54.96	32.38	87.35	N/A	N/A	Peak
3		2483.500	24.54	32.38	56.93	-17.07	74.00	Peak
4	*	2487.437	30.37	32.38	62.75	-11.25	74.00	Peak

Notes:

1. " *", means this data is the worst emission level.

2. C.F (dB/m) = Antenna Factor (dB/m) + Cable Loss (dB).

3. Measurement(dBμV/m) = Reading(dBμV) + C.F (dB/m).

Site	WZ-AC2	Test Date	2024-07-31
Test Engineer	Bob Zhang	Temp./Humidity	25.5°C/56.8%
Factor	BBHA 9120D_1457_1-18GHz	Polarity	Horizontal
EUT	ACCESS POINT	Test Voltage	AC 120V/60Hz
Test Mode	Transmit by at Ant 4 2476MHz Ant 1 2480MHz		

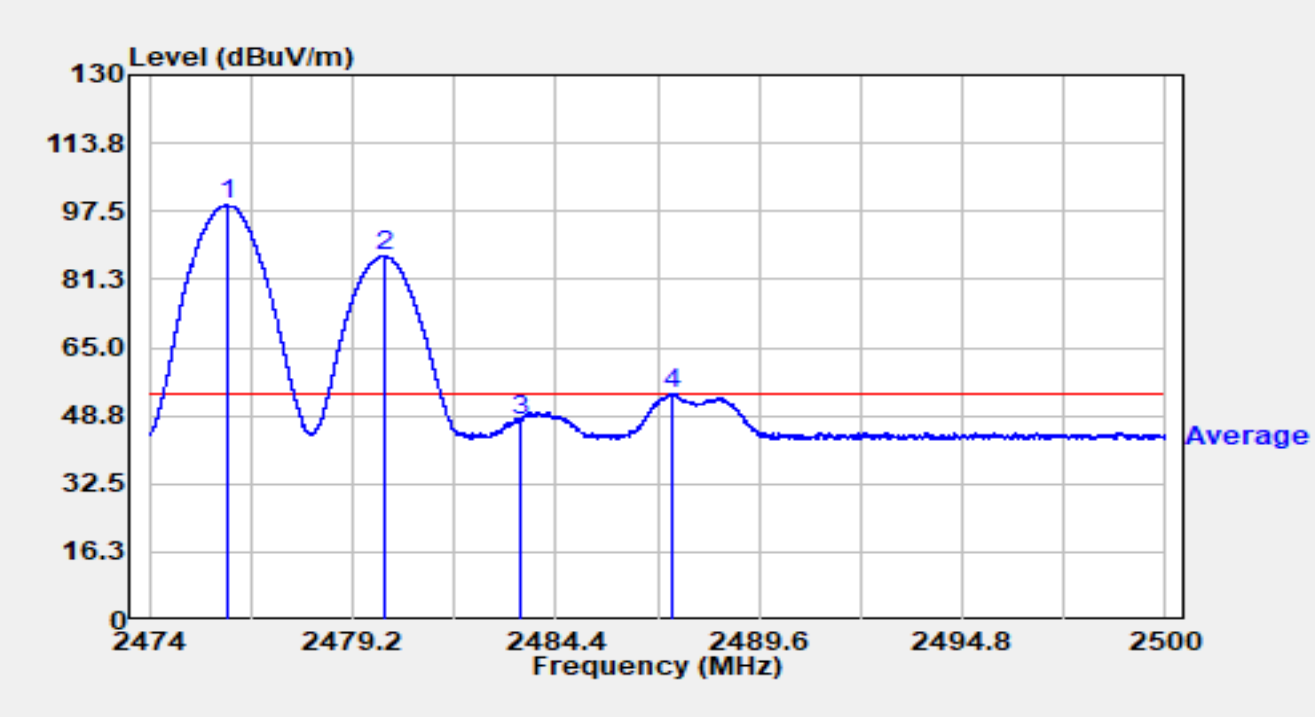

No	Mark	Frequency (MHz)	Reading (dBμV)	C.F (dB/m)	Measurement (dBμV/m)	Margin (dB)	Limit (dBμV/m)	Detector
1		2476.023	66.55	32.39	98.94	N/A	N/A	Average
2		2480.006	54.47	32.38	86.86	N/A	N/A	Average
3		2483.500	15.16	32.38	47.54	-6.46	54.00	Average
4	*	2487.369	21.52	32.38	53.90	-0.10	54.00	Average

Notes:

1. " *", means this data is the worst emission level.
2. C.F (dB/m) = Antenna Factor (dB/m) + Cable Loss (dB).
3. Measurement(dBμV/m) = Reading(dBμV) + C.F (dB/m).

Site	WZ-AC2	Test Date	2024-07-31
Test Engineer	Bob Zhang	Temp./Humidity	25.5°C/56.8%
Factor	BBHA 9120D_1457_1-18GHz	Polarity	Vertical
EUT	ACCESS POINT	Test Voltage	AC 120V/60Hz
Test Mode	Transmit by at Ant 4 2476MHz Ant 1 2480MHz		

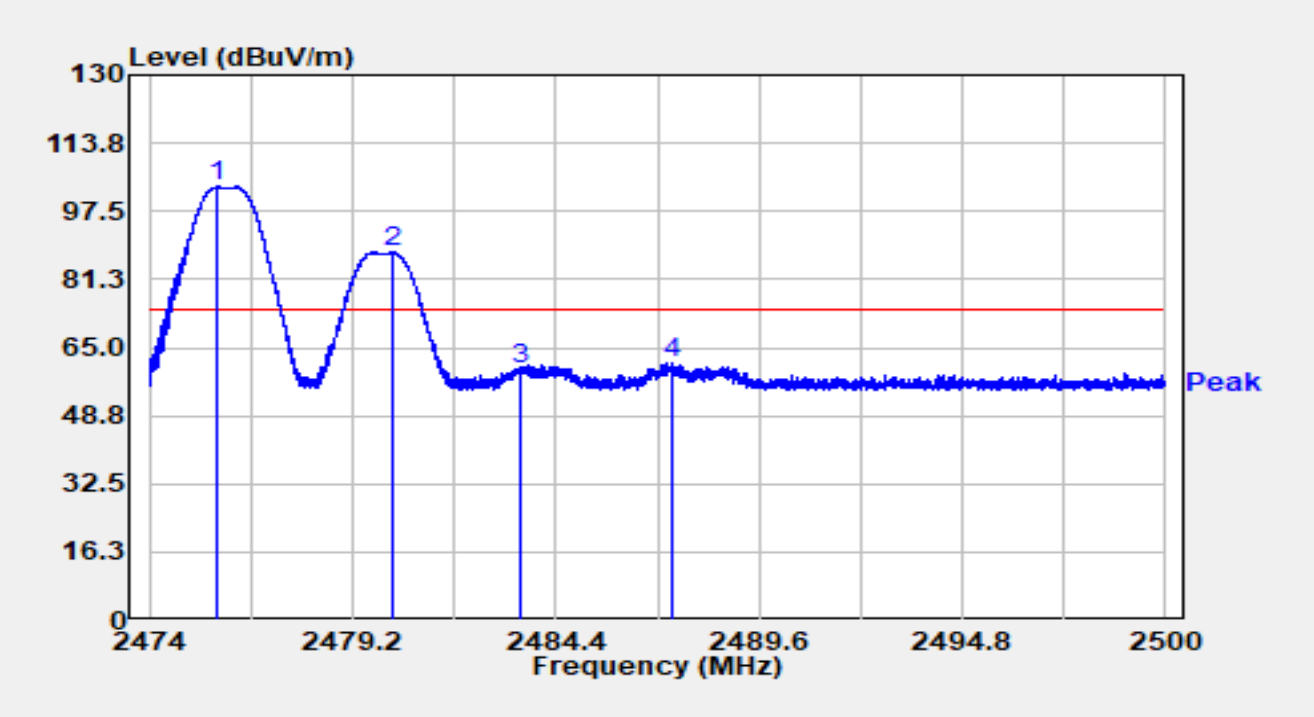

No	Mark	Frequency (MHz)	Reading (dBμV)	C.F (dB/m)	Measurement (dBμV/m)	Margin (dB)	Limit (dBμV/m)	Detector
1		2475.742	70.92	32.39	103.31	N/A	N/A	Peak
2		2480.217	55.33	32.38	87.72	N/A	N/A	Peak
3		2483.500	27.62	32.38	60.01	-13.99	74.00	Peak
4	*	2487.393	29.01	32.38	61.39	-12.61	74.00	Peak

Notes:

1. " *", means this data is the worst emission level.

2. C.F (dB/m) = Antenna Factor (dB/m) + Cable Loss (dB).

3. Measurement(dBμV/m) = Reading(dBμV) + C.F (dB/m).

Site	WZ-AC2	Test Date	2024-07-31
Test Engineer	Bob Zhang	Temp./Humidity	25.5°C/56.8%
Factor	BBHA 9120D_1457_1-18GHz	Polarity	Vertical
EUT	ACCESS POINT	Test Voltage	AC 120V/60Hz
Test Mode	Transmit by at Ant 4 2476MHz Ant 1 2480MHz		

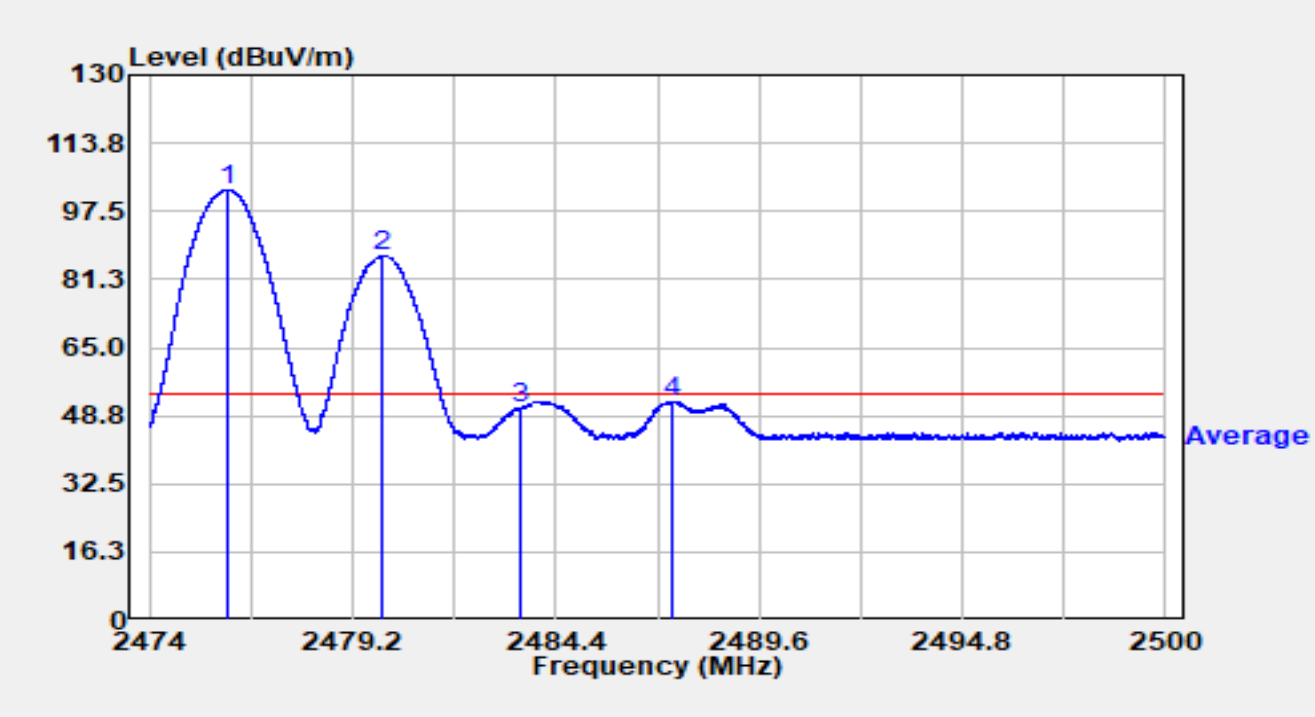

No	Mark	Frequency (MHz)	Reading (dBμV)	C.F (dB/m)	Measurement (dBμV/m)	Margin (dB)	Limit (dBμV/m)	Detector
1		2476.031	70.31	32.39	102.69	N/A	N/A	Average
2		2479.980	54.50	32.38	86.89	N/A	N/A	Average
3		2483.500	18.05	32.38	50.44	-3.56	54.00	Average
4	*	2487.408	19.83	32.38	52.21	-1.79	54.00	Average

Notes:

1. " *", means this data is the worst emission level.

2. C.F (dB/m) = Antenna Factor (dB/m) + Cable Loss (dB).

3. Measurement(dBμV/m) = Reading(dBμV) + C.F (dB/m).

Site	WZ-AC2	Test Date	2024-07-31
Test Engineer	Bob Zhang	Temp./Humidity	25.5°C/56.8%
Factor	BBHA 9120D_1457_1-18GHz	Polarity	Horizontal
EUT	ACCESS POINT	Test Voltage	AC 120V/60Hz
Test Mode	Transmit by at Ant 4 2478MHz Ant 1 2468MHz		

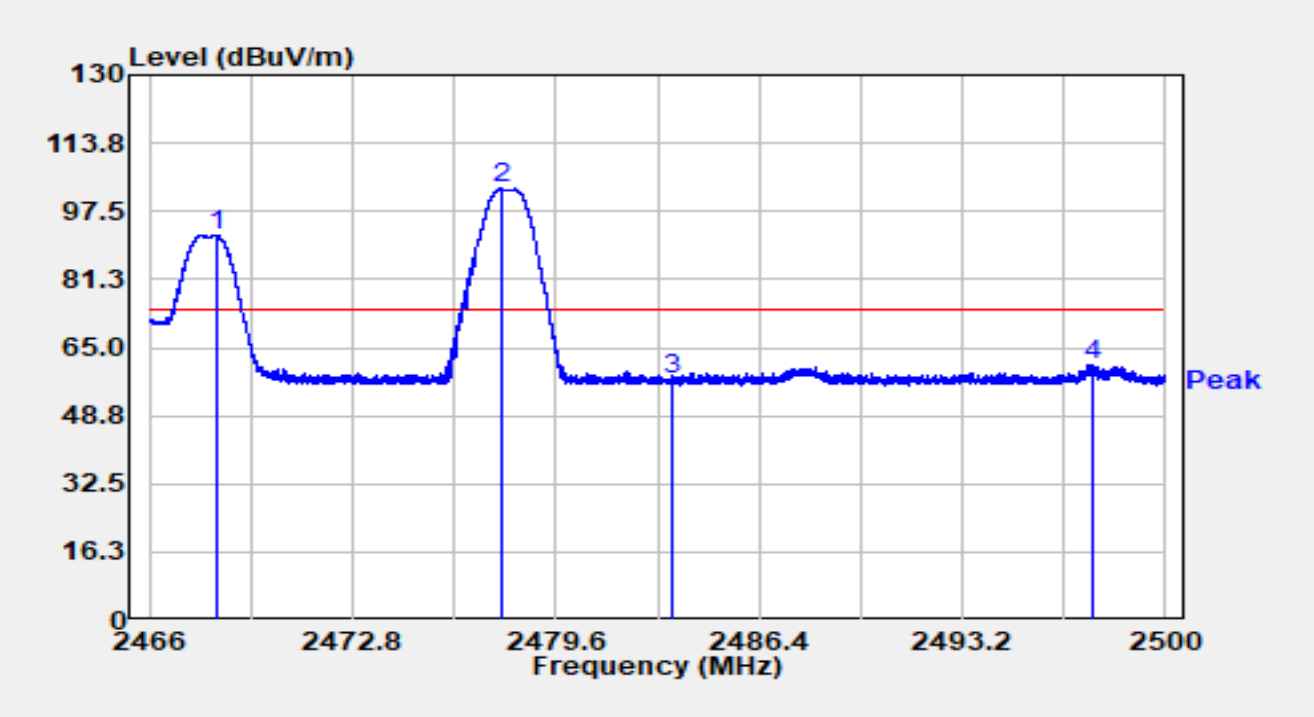

No	Mark	Frequency (MHz)	Reading (dBμV)	C.F (dB/m)	Measurement (dBμV/m)	Margin (dB)	Limit (dBμV/m)	Detector
1		2468.234	59.30	32.38	91.67	N/A	N/A	Peak
2		2477.754	70.40	32.39	102.79	N/A	N/A	Peak
3		2483.500	25.03	32.38	57.41	-16.59	74.00	Peak
4	*	2497.589	28.58	32.40	60.98	-13.02	74.00	Peak

Notes:

1. " *", means this data is the worst emission level.

2. C.F (dB/m) = Antenna Factor (dB/m) + Cable Loss (dB).

3. Measurement(dBμV/m) = Reading(dBμV) + C.F (dB/m).

Site	WZ-AC2	Test Date	2024-07-31
Test Engineer	Bob Zhang	Temp./Humidity	25.5°C/56.8%
Factor	BBHA 9120D_1457_1-18GHz	Polarity	Horizontal
EUT	ACCESS POINT	Test Voltage	AC 120V/60Hz
Test Mode	Transmit by at Ant 4 2478MHz Ant 1 2468MHz		

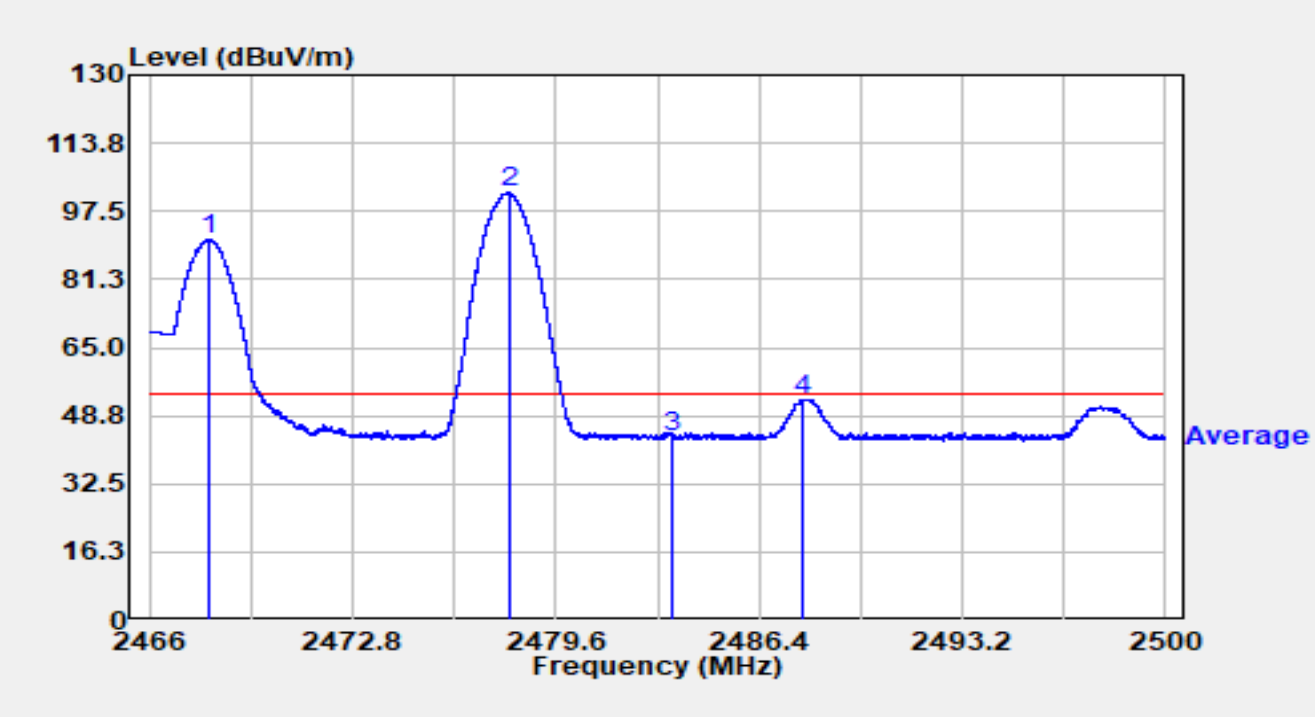

No	Mark	Frequency (MHz)	Reading (dBμV)	C.F (dB/m)	Measurement (dBμV/m)	Margin (dB)	Limit (dBμV/m)	Detector
1		2467.986	58.28	32.37	90.66	N/A	N/A	Average
2		2478.039	69.59	32.38	101.97	N/A	N/A	Average
3		2483.500	11.37	32.38	43.76	-10.24	54.00	Average
4	*	2487.886	20.33	32.38	52.71	-1.29	54.00	Average

Notes:

1. " *", means this data is the worst emission level.

2. C.F (dB/m) = Antenna Factor (dB/m) + Cable Loss (dB).

3. Measurement(dBμV/m) = Reading(dBμV) + C.F (dB/m).

Site	WZ-AC2	Test Date	2024-07-31
Test Engineer	Bob Zhang	Temp./Humidity	25.5°C/56.8%
Factor	BBHA 9120D_1457_1-18GHz	Polarity	Vertical
EUT	ACCESS POINT	Test Voltage	AC 120V/60Hz
Test Mode	Transmit by at Ant 4 2478MHz Ant 1 2468MHz		

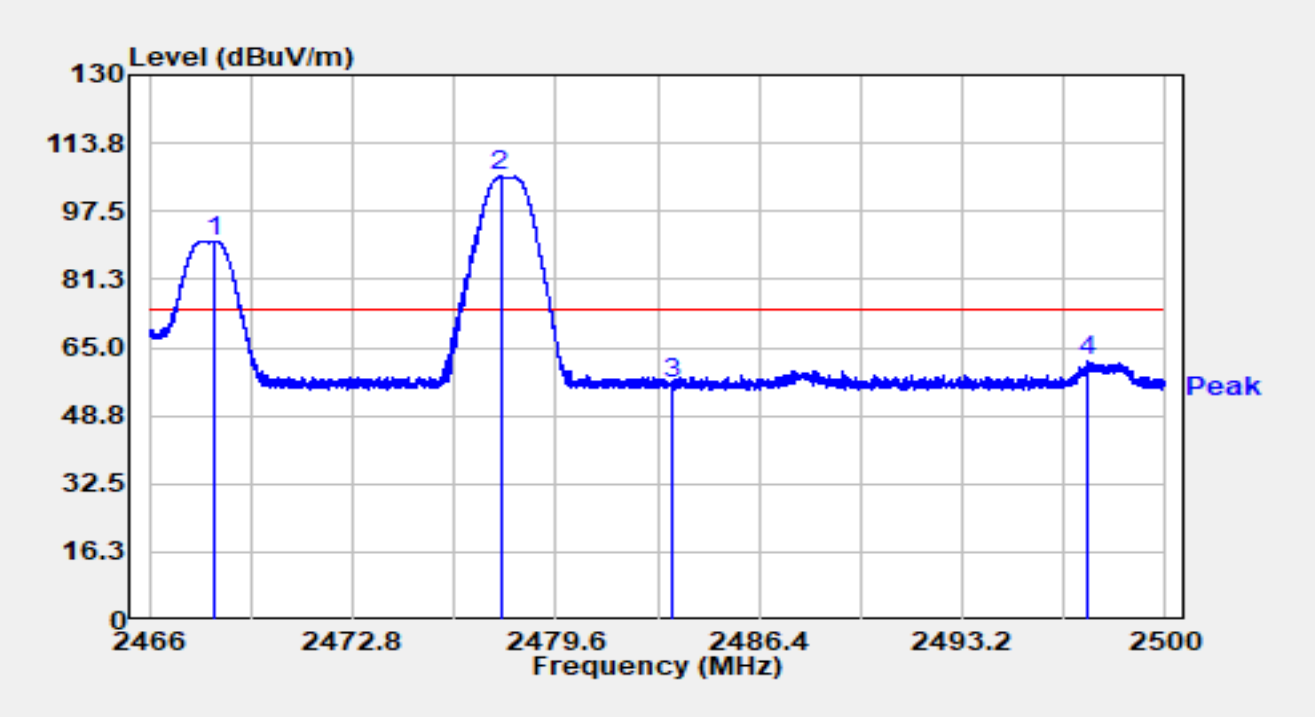

No	Mark	Frequency (MHz)	Reading (dBμV)	C.F (dB/m)	Measurement (dBμV/m)	Margin (dB)	Limit (dBμV/m)	Detector
1		2468.196	58.08	32.38	90.46	N/A	N/A	Peak
2		2477.747	73.40	32.39	105.78	N/A	N/A	Peak
3		2483.500	24.06	32.38	56.44	-17.56	74.00	Peak
4	*	2497.365	29.42	32.40	61.81	-12.19	74.00	Peak

Notes:

1. " *", means this data is the worst emission level.

2. C.F (dB/m) = Antenna Factor (dB/m) + Cable Loss (dB).

3. Measurement(dBμV/m) = Reading(dBμV) + C.F (dB/m).

Site	WZ-AC2	Test Date	2024-07-31
Test Engineer	Bob Zhang	Temp./Humidity	25.5°C/56.8%
Factor	BBHA 9120D_1457_1-18GHz	Polarity	Vertical
EUT	ACCESS POINT	Test Voltage	AC 120V/60Hz
Test Mode	Transmit by at Ant 4 2478MHz Ant 1 2468MHz		

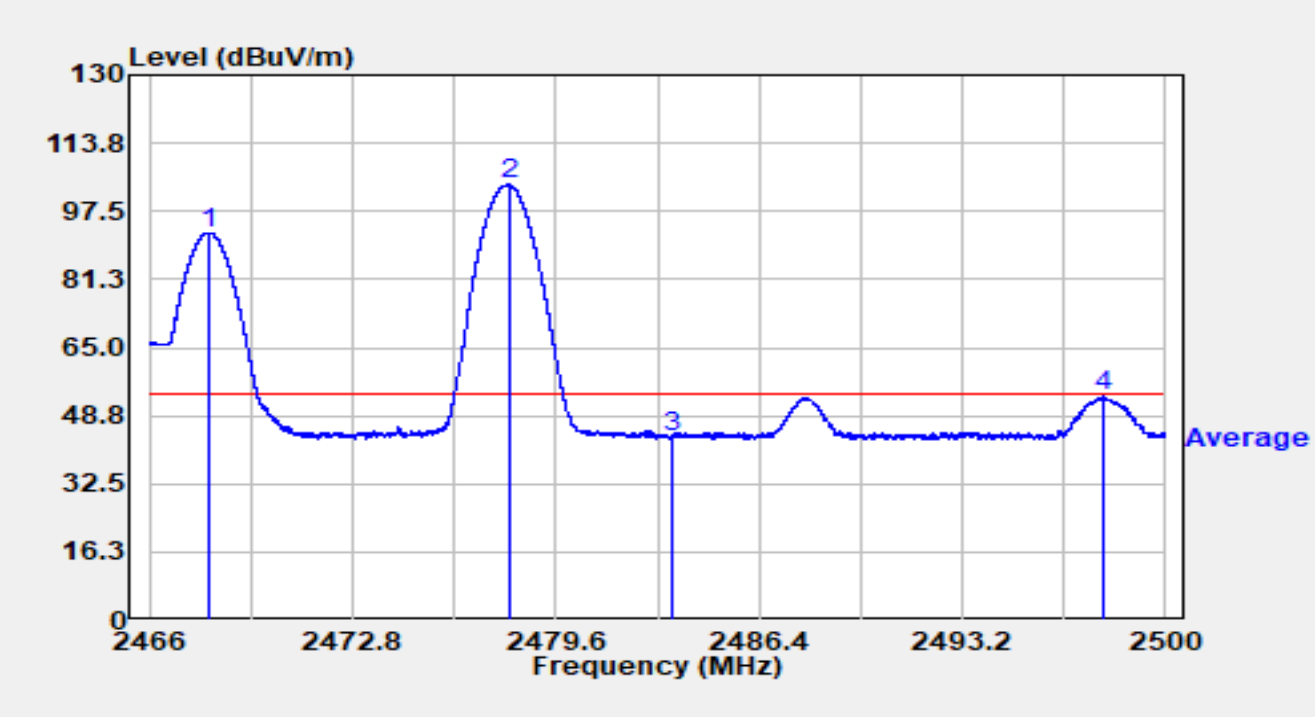

No	Mark	Frequency (MHz)	Reading (dBμV)	C.F (dB/m)	Measurement (dBμV/m)	Margin (dB)	Limit (dBμV/m)	Detector
1		2468.010	59.99	32.37	92.37	N/A	N/A	Average
2		2478.039	71.49	32.38	103.87	N/A	N/A	Average
3		2483.500	11.27	32.38	43.65	-10.35	54.00	Average
4	*	2497.916	20.91	32.40	53.31	-0.69	54.00	Average

Notes:

1. " *", means this data is the worst emission level.
2. C.F (dB/m) = Antenna Factor (dB/m) + Cable Loss (dB).
3. Measurement(dBμV/m) = Reading(dBμV) + C.F (dB/m).

Site	WZ-AC2	Test Date	2024-07-31
Test Engineer	Bob Zhang	Temp./Humidity	25.5°C/56.8%
Factor	BBHA 9120D_1457_1-18GHz	Polarity	Horizontal
EUT	ACCESS POINT	Test Voltage	AC 120V/60Hz
Test Mode	Transmit by at Ant 4 2478MHz Ant 1 2470MHz		

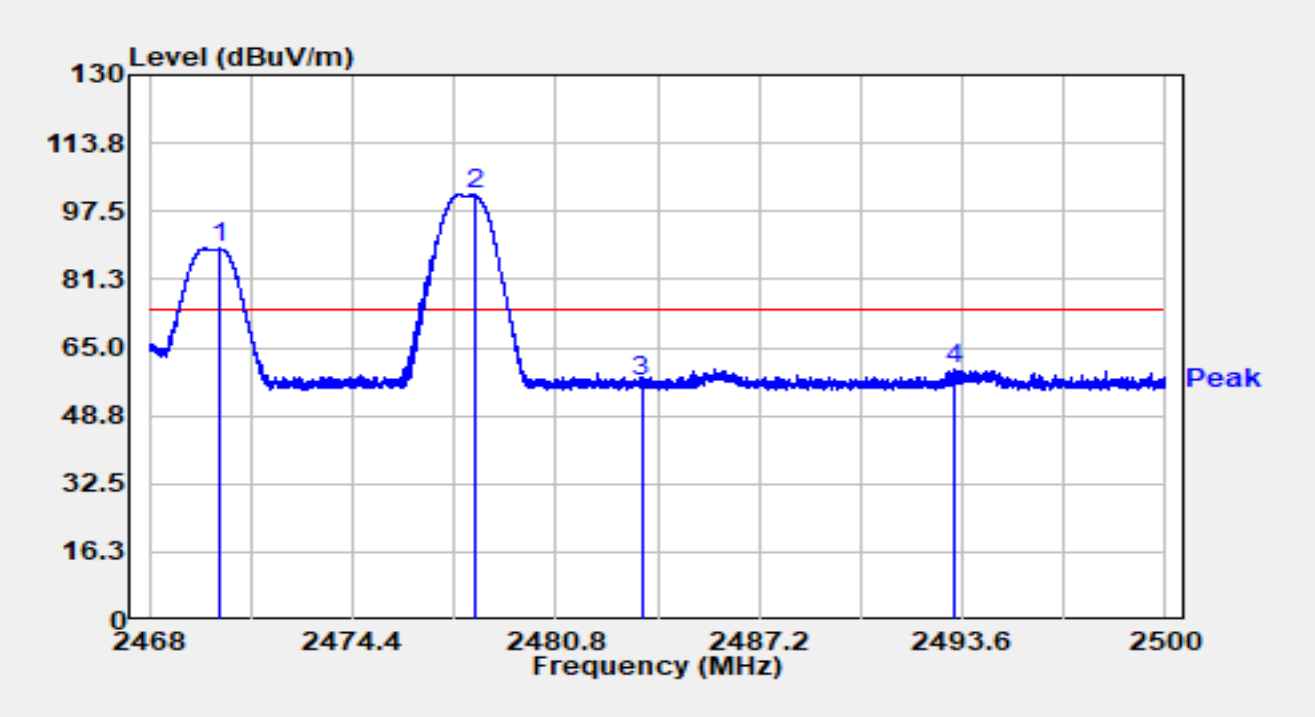

No	Mark	Frequency (MHz)	Reading (dBμV)	C.F (dB/m)	Measurement (dBμV/m)	Margin (dB)	Limit (dBμV/m)	Detector
1		2470.208	56.20	32.38	88.58	N/A	N/A	Peak
2		2478.246	69.06	32.38	101.45	N/A	N/A	Peak
3		2483.500	24.42	32.38	56.81	-17.19	74.00	Peak
4	*	2493.322	27.63	32.38	60.01	-13.99	74.00	Peak

Notes:

1. " *", means this data is the worst emission level.

2. C.F (dB/m) = Antenna Factor (dB/m) + Cable Loss (dB).

3. Measurement(dBμV/m) = Reading(dBμV) + C.F (dB/m).

Site	WZ-AC2	Test Date	2024-07-31
Test Engineer	Bob Zhang	Temp./Humidity	25.5°C/56.8%
Factor	BBHA 9120D_1457_1-18GHz	Polarity	Horizontal
EUT	ACCESS POINT	Test Voltage	AC 120V/60Hz
Test Mode	Transmit by at Ant 4 2478MHz Ant 1 2470MHz		

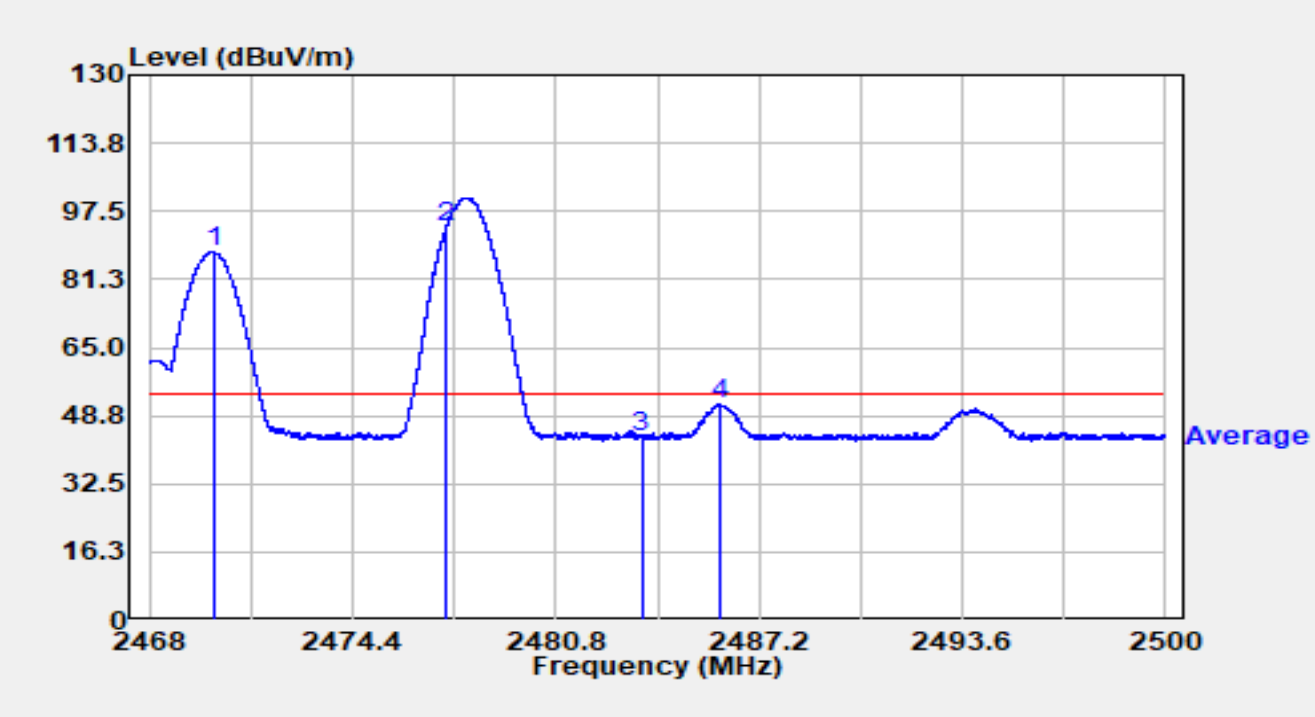

No	Mark	Frequency (MHz)	Reading (dBμV)	C.F (dB/m)	Measurement (dBμV/m)	Margin (dB)	Limit (dBμV/m)	Detector
1		2470.019	55.44	32.38	87.82	N/A	N/A	Average
2		2477.354	61.43	32.39	93.82	N/A	N/A	Average
3		2483.500	11.04	32.38	43.43	-10.57	54.00	Average
4	*	2485.955	18.95	32.38	51.33	-2.67	54.00	Average

Notes:

1. " *", means this data is the worst emission level.
2. C.F (dB/m) = Antenna Factor (dB/m) + Cable Loss (dB).
3. Measurement(dBμV/m) = Reading(dBμV) + C.F (dB/m).

Site	WZ-AC2	Test Date	2024-07-31
Test Engineer	Bob Zhang	Temp./Humidity	25.5°C/56.8%
Factor	BBHA 9120D_1457_1-18GHz	Polarity	Vertical
EUT	ACCESS POINT	Test Voltage	AC 120V/60Hz
Test Mode	Transmit by at Ant 4 2478MHz Ant 1 2470MHz		

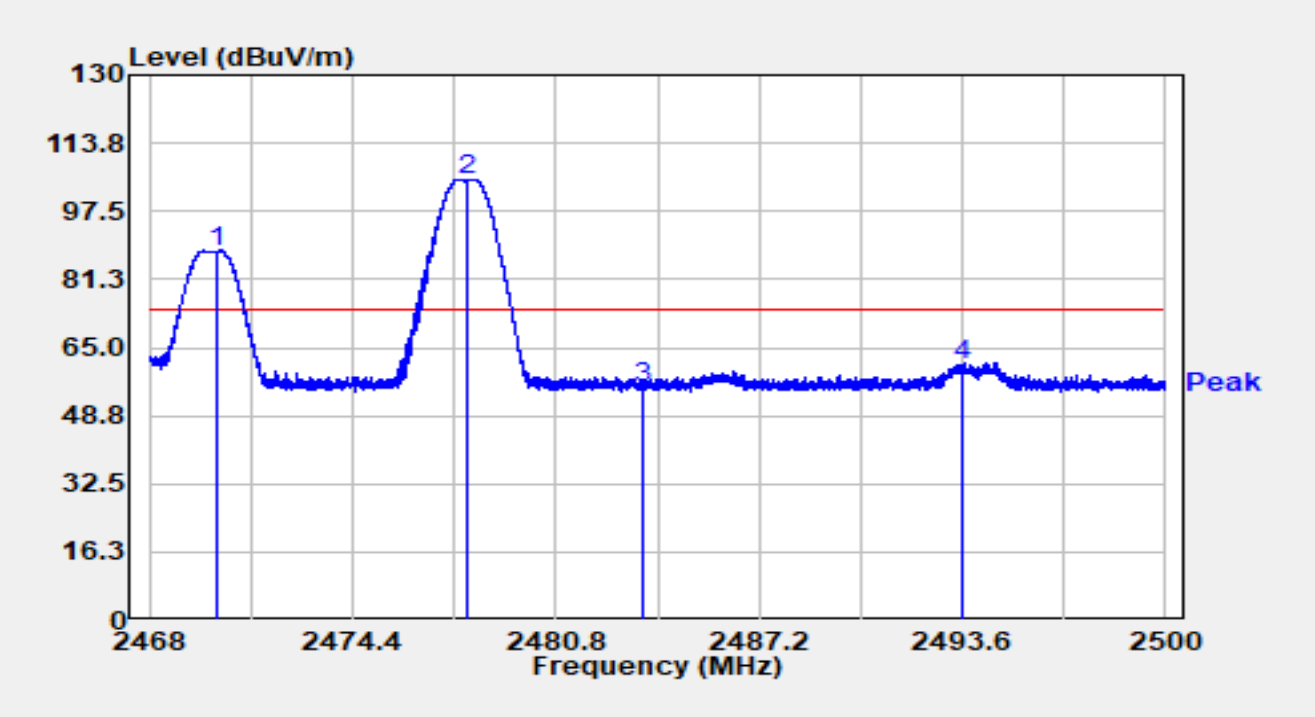

No	Mark	Frequency (MHz)	Reading (dBμV)	C.F (dB/m)	Measurement (dBμV/m)	Margin (dB)	Limit (dBμV/m)	Detector
1		2470.157	55.50	32.38	87.88	N/A	N/A	Peak
2		2478.042	72.40	32.38	104.78	N/A	N/A	Peak
3		2483.501	22.82	32.38	55.21	-18.79	74.00	Peak
4	*	2493.568	28.62	32.38	61.00	-13.00	74.00	Peak

Notes:

1. " *", means this data is the worst emission level.

2. C.F (dB/m) = Antenna Factor (dB/m) + Cable Loss (dB).

3. Measurement(dBμV/m) = Reading(dBμV) + C.F (dB/m).

Site	WZ-AC2	Test Date	2024-07-31
Test Engineer	Bob Zhang	Temp./Humidity	25.5°C/56.8%
Factor	BBHA 9120D_1457_1-18GHz	Polarity	Vertical
EUT	ACCESS POINT	Test Voltage	AC 120V/60Hz
Test Mode	Transmit by at Ant 4 2478MHz Ant 1 2470MHz		

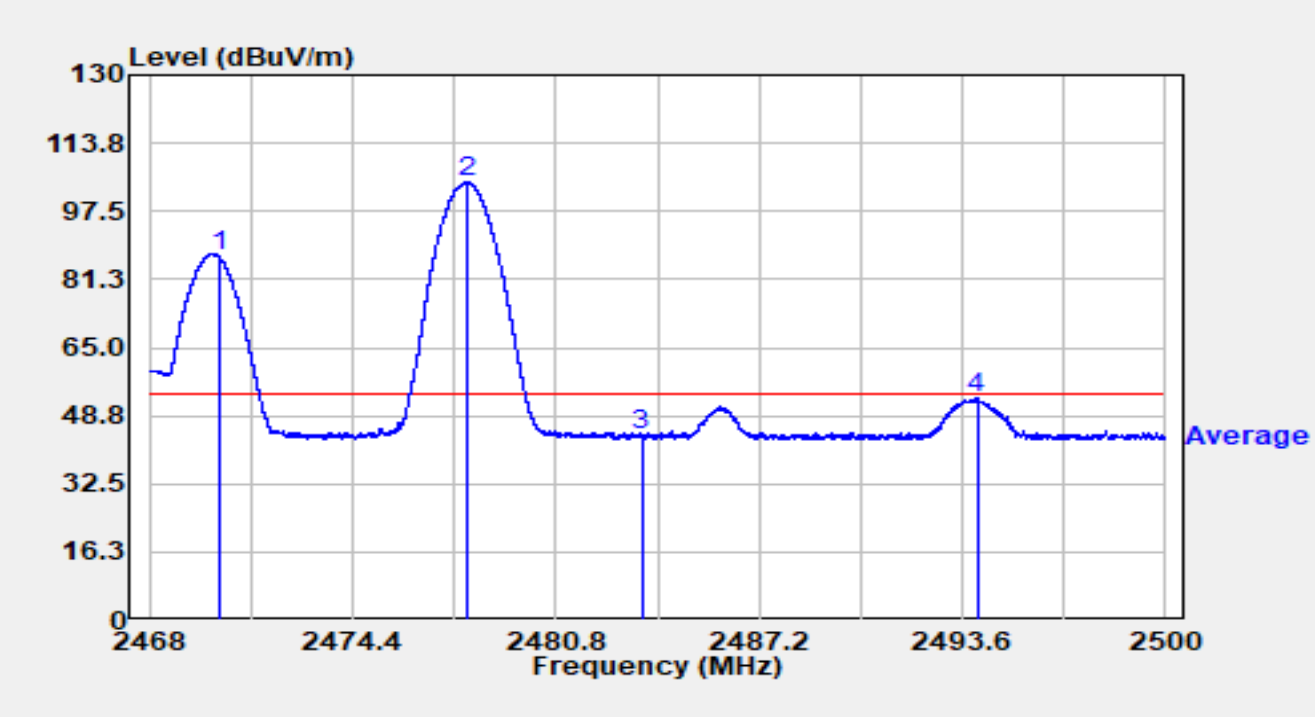

No	Mark	Frequency (MHz)	Reading (dBμV)	C.F (dB/m)	Measurement (dBμV/m)	Margin (dB)	Limit (dBμV/m)	Detector
1		2470.192	54.26	32.38	86.64	N/A	N/A	Average
2		2478.006	72.04	32.38	104.43	N/A	N/A	Average
3		2483.500	11.55	32.38	43.93	-10.07	54.00	Average
4	*	2494.061	20.45	32.39	52.83	-1.17	54.00	Average

Notes:

1. " *", means this data is the worst emission level.
2. C.F (dB/m) = Antenna Factor (dB/m) + Cable Loss (dB).
3. Measurement(dBμV/m) = Reading(dBμV) + C.F (dB/m).

Site	WZ-AC2	Test Date	2024-07-31
Test Engineer	Bob Zhang	Temp./Humidity	25.5°C/56.8%
Factor	BBHA 9120D_1457_1-18GHz	Polarity	Horizontal
EUT	ACCESS POINT	Test Voltage	AC 120V/60Hz
Test Mode	Transmit by at Ant 4 2478MHz Ant 1 2472MHz		

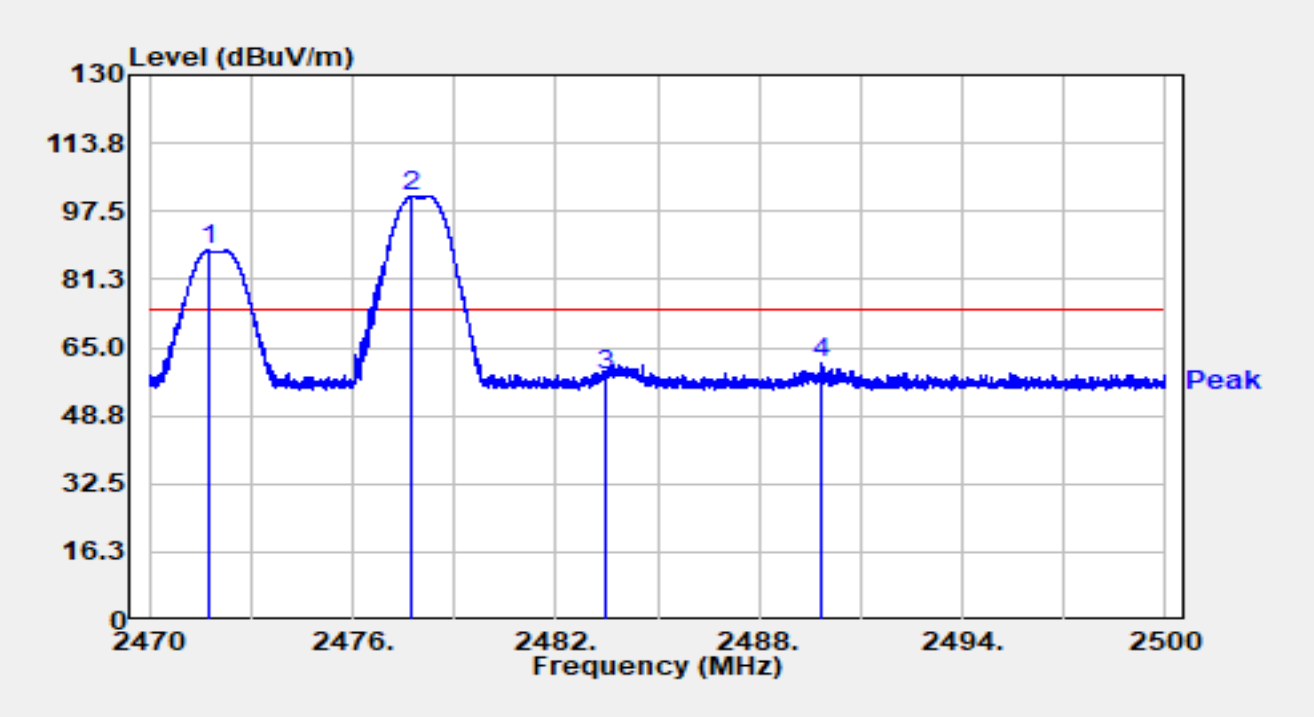

No	Mark	Frequency (MHz)	Reading (dBμV)	C.F (dB/m)	Measurement (dBμV/m)	Margin (dB)	Limit (dBμV/m)	Detector
1		2471.755	55.75	32.38	88.13	N/A	N/A	Peak
2		2477.758	68.74	32.39	101.12	N/A	N/A	Peak
3		2483.500	26.20	32.38	58.59	-15.41	74.00	Peak
4	*	2489.869	28.97	32.38	61.35	-12.65	74.00	Peak

Notes:

1. " *", means this data is the worst emission level.

2. C.F (dB/m) = Antenna Factor (dB/m) + Cable Loss (dB).

3. Measurement(dBμV/m) = Reading(dBμV) + C.F (dB/m).

Site	WZ-AC2	Test Date	2024-07-31
Test Engineer	Bob Zhang	Temp./Humidity	25.5°C/56.8%
Factor	BBHA 9120D_1457_1-18GHz	Polarity	Horizontal
EUT	ACCESS POINT	Test Voltage	AC 120V/60Hz
Test Mode	Transmit by at Ant 4 2478MHz Ant 1 2472MHz		

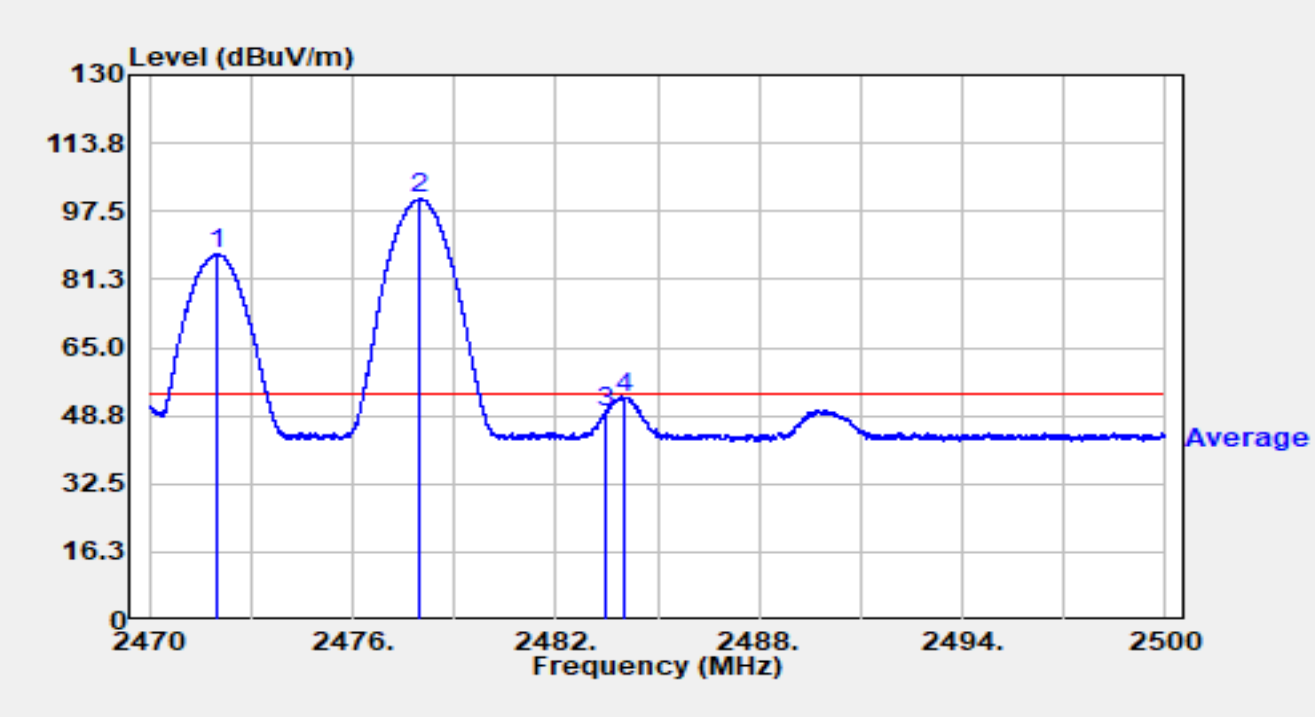

No	Mark	Frequency (MHz)	Reading (dBμV)	C.F (dB/m)	Measurement (dBμV/m)	Margin (dB)	Limit (dBμV/m)	Detector
1		2472.001	54.95	32.38	87.34	N/A	N/A	Average
2		2477.986	67.99	32.38	100.37	N/A	N/A	Average
3		2483.500	17.08	32.38	49.46	-4.54	54.00	Average
4	*	2484.016	20.77	32.38	53.15	-0.85	54.00	Average

Notes:

1. " *", means this data is the worst emission level.
2. C.F (dB/m) = Antenna Factor (dB/m) + Cable Loss (dB).
3. Measurement(dBμV/m) = Reading(dBμV) + C.F (dB/m).

Site	WZ-AC2	Test Date	2024-07-31
Test Engineer	Bob Zhang	Temp./Humidity	25.5°C/56.8%
Factor	BBHA 9120D_1457_1-18GHz	Polarity	Vertical
EUT	ACCESS POINT	Test Voltage	AC 120V/60Hz
Test Mode	Transmit by at Ant 4 2478MHz Ant 1 2472MHz		

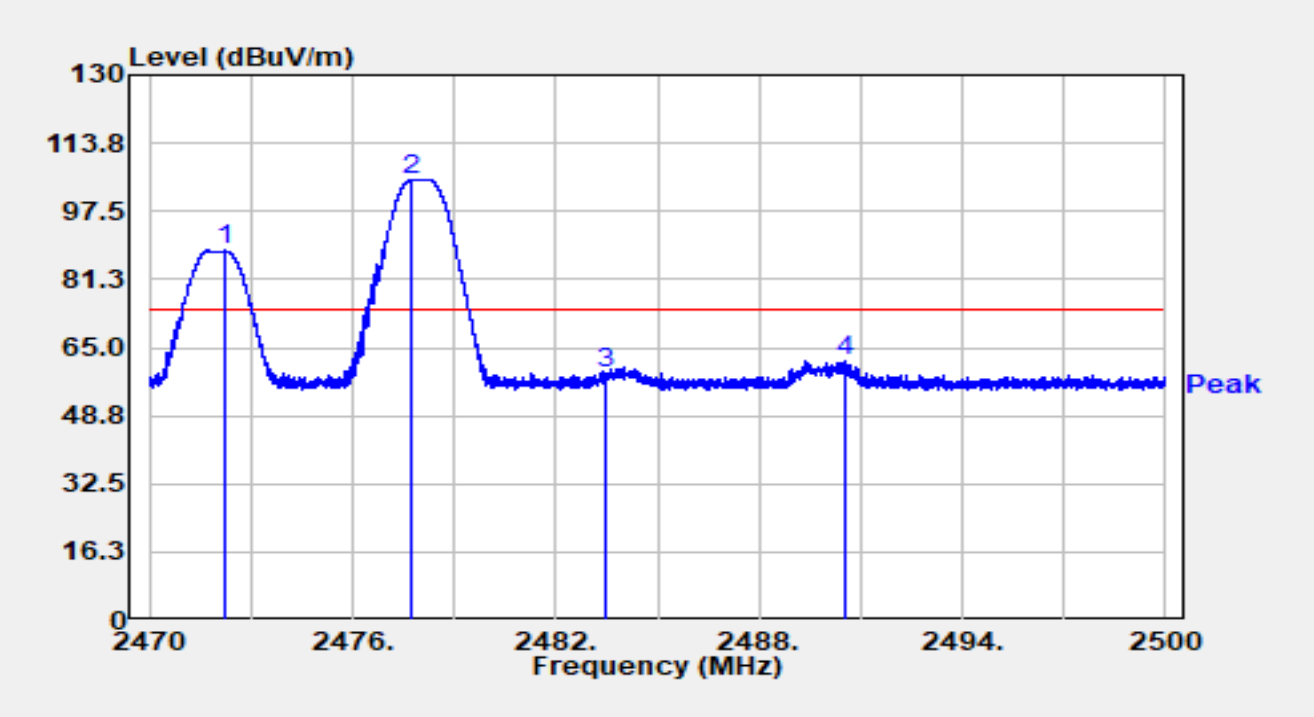

No	Mark	Frequency (MHz)	Reading (dBμV)	C.F (dB/m)	Measurement (dBμV/m)	Margin (dB)	Limit (dBμV/m)	Detector
1		2472.217	55.74	32.38	88.12	N/A	N/A	Peak
2		2477.728	72.77	32.39	105.16	N/A	N/A	Peak
3		2483.500	26.28	32.38	58.66	-15.34	74.00	Peak
4	*	2490.529	29.61	32.38	61.98	-12.02	74.00	Peak

Notes:

1. " *", means this data is the worst emission level.

2. C.F (dB/m) = Antenna Factor (dB/m) + Cable Loss (dB).

3. Measurement(dBμV/m) = Reading(dBμV) + C.F (dB/m).

Site	WZ-AC2	Test Date	2024-07-31
Test Engineer	Bob Zhang	Temp./Humidity	25.5°C/56.8%
Factor	BBHA 9120D_1457_1-18GHz	Polarity	Vertical
EUT	ACCESS POINT	Test Voltage	AC 120V/60Hz
Test Mode	Transmit by at Ant 4 2478MHz Ant 1 2472MHz		

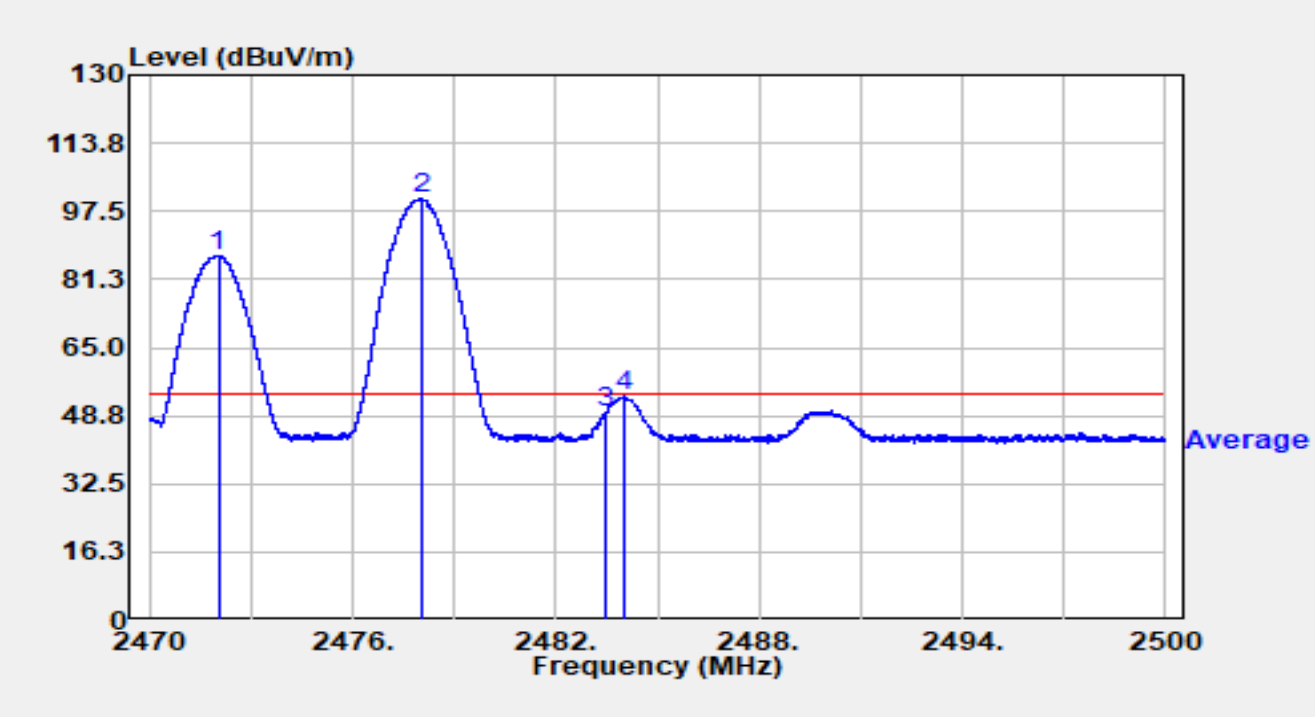

No	Mark	Frequency (MHz)	Reading (dBμV)	C.F (dB/m)	Measurement (dBμV/m)	Margin (dB)	Limit (dBμV/m)	Detector
1		2472.034	54.51	32.38	86.89	N/A	N/A	Average
2		2478.010	67.99	32.38	100.37	N/A	N/A	Average
3		2483.500	17.35	32.38	49.73	-4.27	54.00	Average
4	*	2483.986	20.88	32.38	53.26	-0.74	54.00	Average

Notes:

1. " *", means this data is the worst emission level.

2. C.F (dB/m) = Antenna Factor (dB/m) + Cable Loss (dB).

3. Measurement(dBμV/m) = Reading(dBμV) + C.F (dB/m).

Site	WZ-AC2	Test Date	2024-07-31
Test Engineer	Bob Zhang	Temp./Humidity	25.5°C/56.8%
Factor	BBHA 9120D_1457_1-18GHz	Polarity	Horizontal
EUT	ACCESS POINT	Test Voltage	AC 120V/60Hz
Test Mode	Transmit by at Ant 4 2478MHz Ant 1 2474MHz		

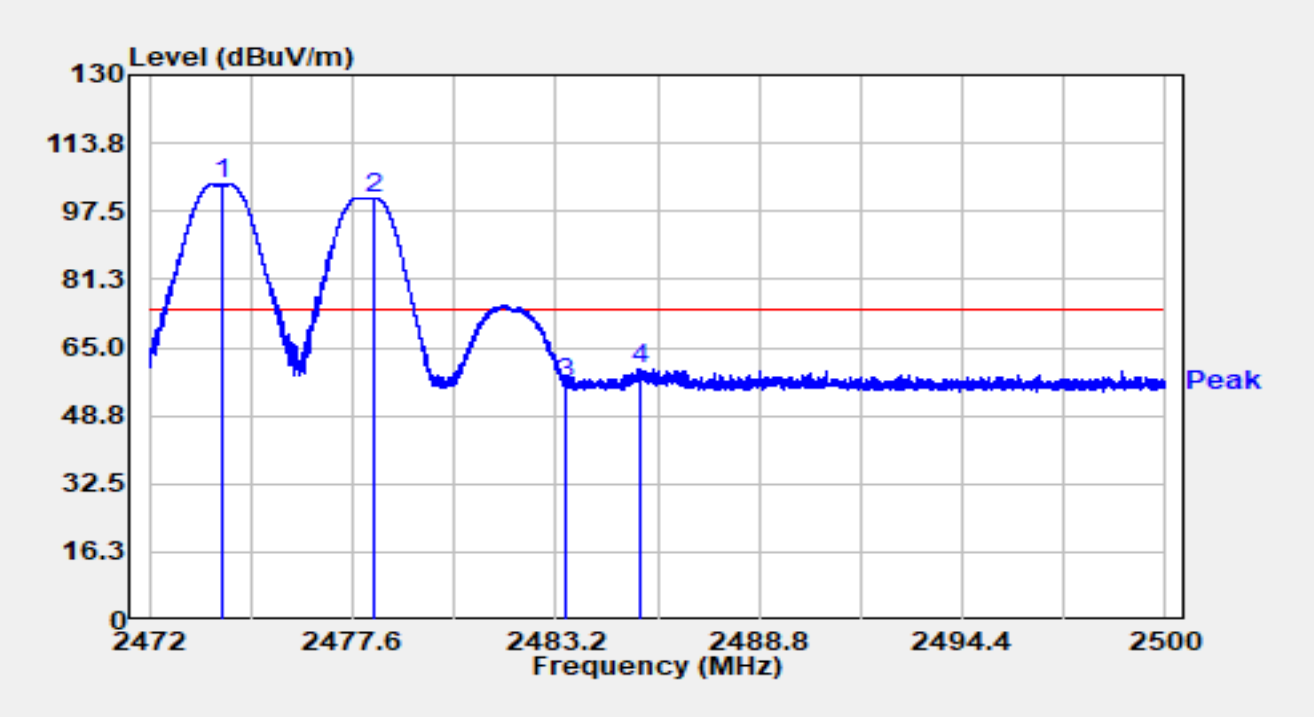

No	Mark	Frequency (MHz)	Reading (dBμV)	C.F (dB/m)	Measurement (dBμV/m)	Margin (dB)	Limit (dBμV/m)	Detector
1		2473.996	71.85	32.39	104.23	N/A	N/A	Peak
2		2478.210	68.40	32.38	100.78	N/A	N/A	Peak
3		2483.500	24.03	32.38	56.41	-17.59	74.00	Peak
4	*	2485.490	27.64	32.38	60.02	-13.98	74.00	Peak

Notes:

1. " *", means this data is the worst emission level.

2. C.F (dB/m) = Antenna Factor (dB/m) + Cable Loss (dB).

3. Measurement(dBμV/m) = Reading(dBμV) + C.F (dB/m).

Site	WZ-AC2	Test Date	2024-07-31
Test Engineer	Bob Zhang	Temp./Humidity	25.5°C/56.8%
Factor	BBHA 9120D_1457_1-18GHz	Polarity	Horizontal
EUT	ACCESS POINT	Test Voltage	AC 120V/60Hz
Test Mode	Transmit by at Ant 4 2478MHz Ant 1 2474MHz		

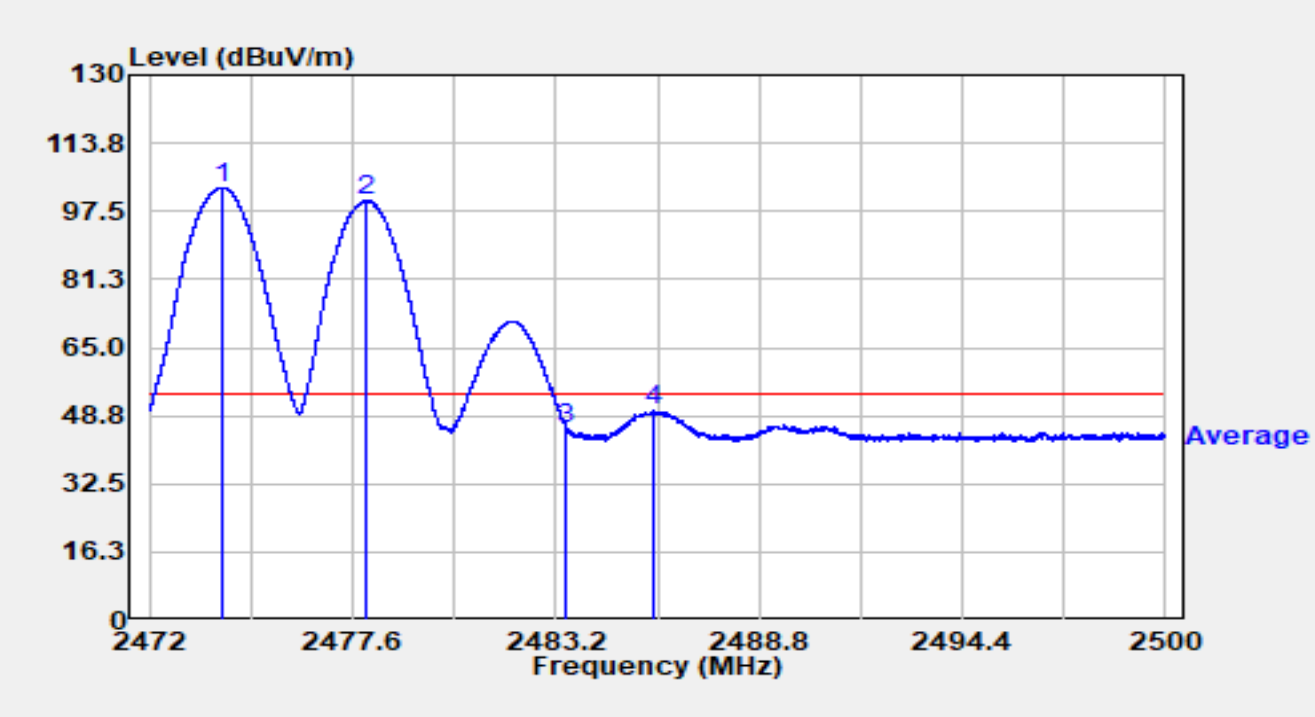

No	Mark	Frequency (MHz)	Reading (dBμV)	C.F (dB/m)	Measurement (dBμV/m)	Margin (dB)	Limit (dBμV/m)	Detector
1		2474.002	70.74	32.39	103.12	N/A	N/A	Average
2		2478.003	67.61	32.38	99.99	N/A	N/A	Average
3		2483.500	13.17	32.38	45.55	-8.45	54.00	Average
4	*	2485.894	17.44	32.38	49.82	-4.18	54.00	Average

Notes:

1. " *", means this data is the worst emission level.

2. C.F (dB/m) = Antenna Factor (dB/m) + Cable Loss (dB).

3. Measurement(dBμV/m) = Reading(dBμV) + C.F (dB/m).

Site	WZ-AC2	Test Date	2024-07-31
Test Engineer	Bob Zhang	Temp./Humidity	25.5°C/56.8%
Factor	BBHA 9120D_1457_1-18GHz	Polarity	Vertical
EUT	ACCESS POINT	Test Voltage	AC 120V/60Hz
Test Mode	Transmit by at Ant 4 2478MHz Ant 1 2474MHz		

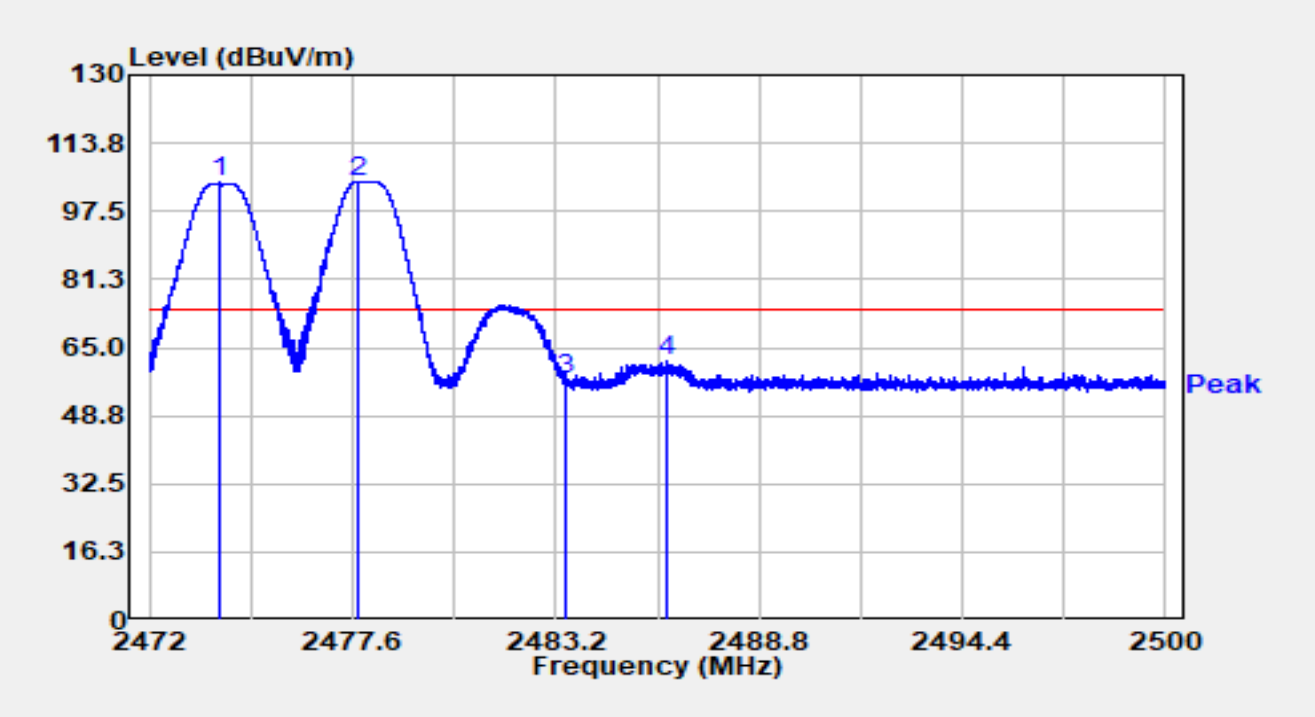

No	Mark	Frequency (MHz)	Reading (dBμV)	C.F (dB/m)	Measurement (dBμV/m)	Margin (dB)	Limit (dBμV/m)	Detector
1		2473.932	71.96	32.39	104.34	N/A	N/A	Peak
2		2477.732	72.28	32.39	104.67	N/A	N/A	Peak
3		2483.500	24.91	32.38	57.30	-16.70	74.00	Peak
4	*	2486.258	29.67	32.38	62.06	-11.94	74.00	Peak

Notes:

1. " *", means this data is the worst emission level.

2. C.F (dB/m) = Antenna Factor (dB/m) + Cable Loss (dB).

3. Measurement(dBμV/m) = Reading(dBμV) + C.F (dB/m).

Site	WZ-AC2	Test Date	2024-07-26
Test Engineer	Dick Shen	Temp./Humidity	25.5°C/56.8%
Factor	BBHA 9120D_1457_1-18GHz	Polarity	Vertical
EUT	ACCESS POINT	Test Voltage	AC 120V/60Hz
Test Mode	Transmit by at ant1-H F 2478 ant0-vF 2474MHZ		

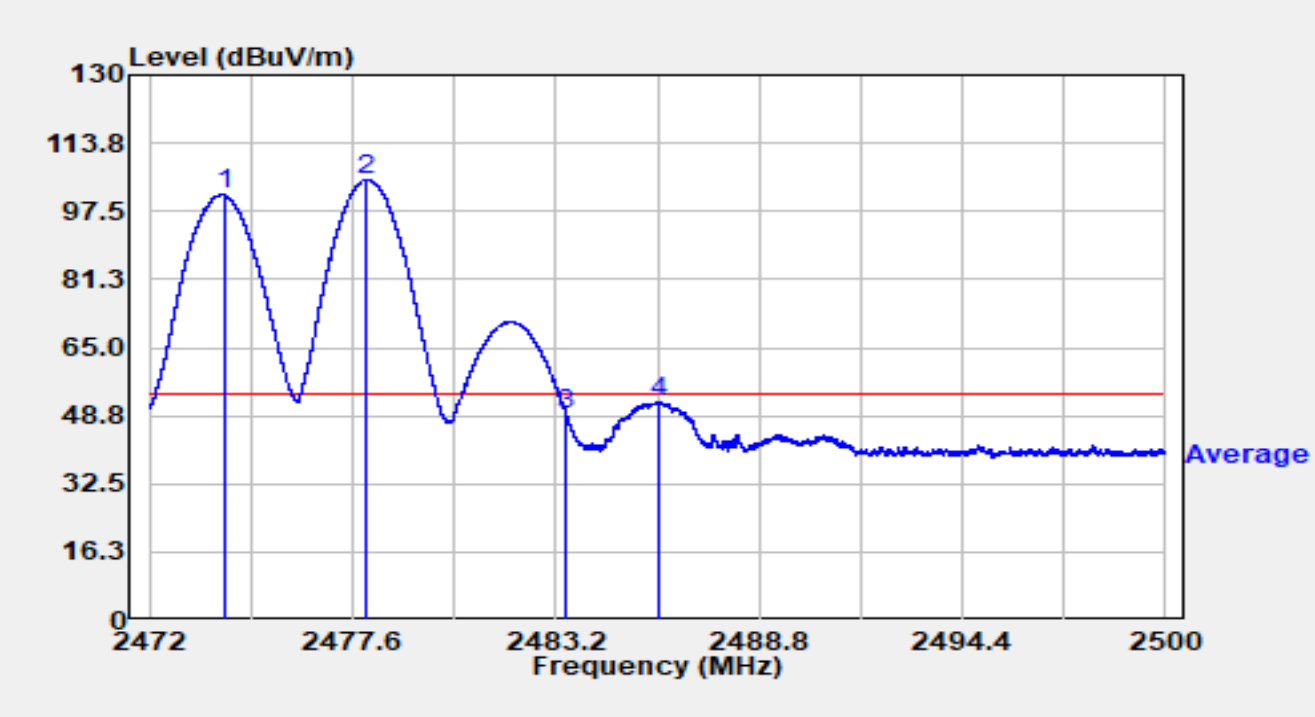

No	Mark	Frequency (MHz)	Reading (dBμV)	C.F (dB/m)	Measurement (dBμV/m)	Margin (dB)	Limit (dBμV/m)	Detector
1		2474.058	68.99	32.39	101.38	N/A	N/A	Average
2		2477.984	72.75	32.38	105.14	N/A	N/A	Average
3		2483.500	16.67	32.38	49.05	-4.95	54.00	Average
4	*	2486.045	19.58	32.38	51.96	-2.04	54.00	Average

Notes:

1. " *", means this data is the worst emission level.
2. C.F (dB/m) = Antenna Factor (dB/m) + Cable Loss (dB).
3. Measurement (dBμV/m) = Reading (dBμV) + C.F (dB/m).

Site	WZ-AC2	Test Date	2024-07-31
Test Engineer	Bob Zhang	Temp./Humidity	25.5°C/56.8%
Factor	BBHA 9120D_1457_1-18GHz	Polarity	Horizontal
EUT	ACCESS POINT	Test Voltage	AC 120V/60Hz
Test Mode	Transmit by at Ant 4 2478MHz Ant 1 2480MHz		

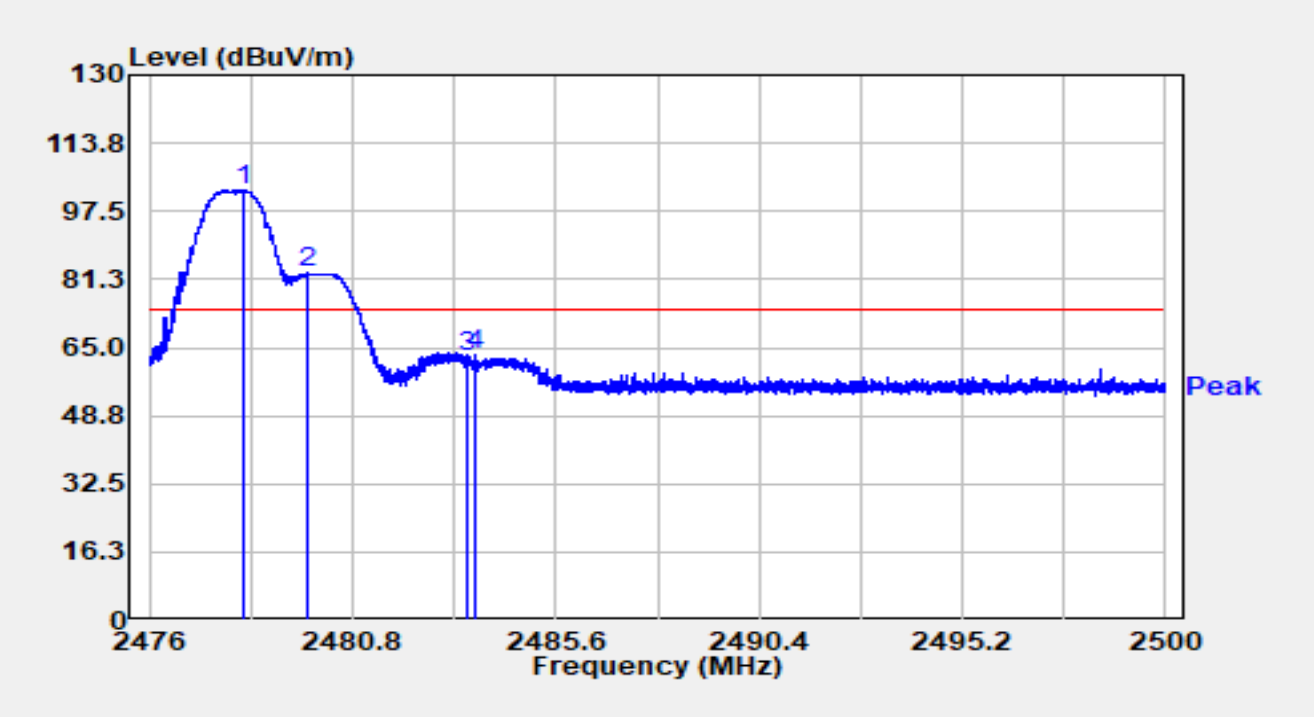

No	Mark	Frequency (MHz)	Reading (dBμV)	C.F (dB/m)	Measurement (dBμV/m)	Margin (dB)	Limit (dBμV/m)	Detector
1		2478.254	70.20	32.38	102.59	N/A	N/A	Peak
2		2479.727	50.29	32.38	82.67	N/A	N/A	Peak
3		2483.500	30.22	32.38	62.60	-11.40	74.00	Peak
4	*	2483.687	30.75	32.38	63.14	-10.86	74.00	Peak

Notes:

1. " *", means this data is the worst emission level.

2. C.F (dB/m) = Antenna Factor (dB/m) + Cable Loss (dB).

3. Measurement(dBμV/m) = Reading(dBμV) + C.F (dB/m).

Site	WZ-AC2	Test Date	2024-07-31
Test Engineer	Bob Zhang	Temp./Humidity	25.5°C/56.8%
Factor	BBHA 9120D_1457_1-18GHz	Polarity	Horizontal
EUT	ACCESS POINT	Test Voltage	AC 120V/60Hz
Test Mode	Transmit by at Ant 4 2478MHz Ant 1 2480MHz		

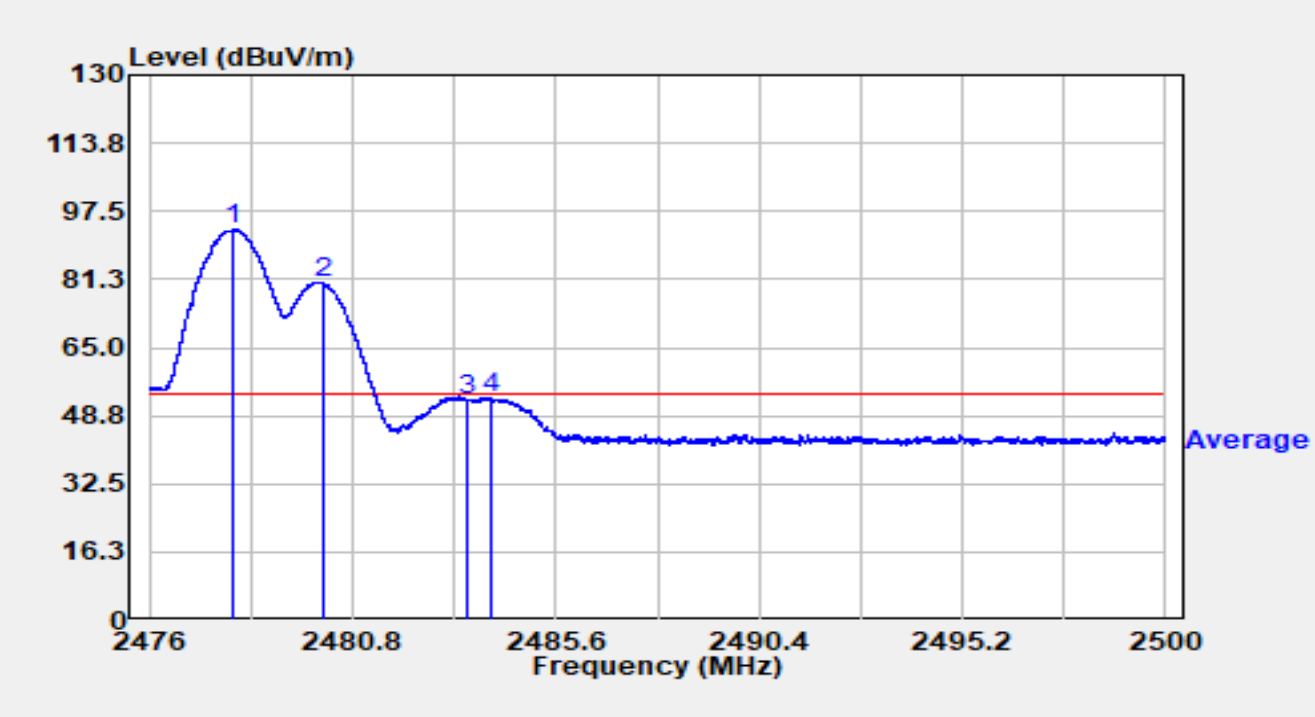

No	Mark	Frequency (MHz)	Reading (dBμV)	C.F (dB/m)	Measurement (dBμV/m)	Margin (dB)	Limit (dBμV/m)	Detector
1		2477.970	60.66	32.38	93.05	N/A	N/A	Average
2		2480.085	48.17	32.38	80.55	N/A	N/A	Average
3		2483.500	19.89	32.38	52.27	-1.73	54.00	Average
4	*	2484.081	20.60	32.38	52.98	-1.02	54.00	Average

Notes:

1. " *", means this data is the worst emission level.
2. C.F (dB/m) = Antenna Factor (dB/m) + Cable Loss (dB).
3. Measurement(dBμV/m) = Reading(dBμV) + C.F (dB/m).

Site	WZ-AC2	Test Date	2024-07-31
Test Engineer	Bob Zhang	Temp./Humidity	25.5°C/56.8%
Factor	BBHA 9120D_1457_1-18GHz	Polarity	Vertical
EUT	ACCESS POINT	Test Voltage	AC 120V/60Hz
Test Mode	Transmit by at Ant 4 2478MHz Ant 1 2480MHz		

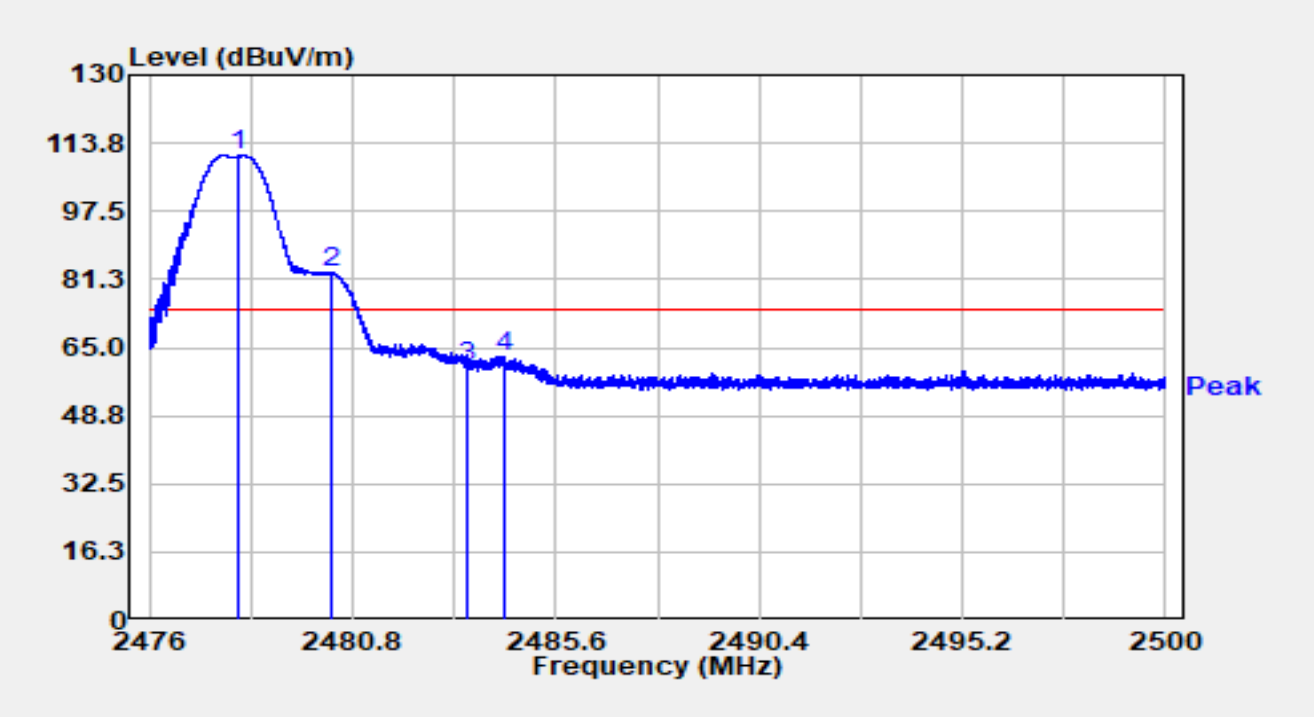

No	Mark	Frequency (MHz)	Reading (dBμV)	C.F (dB/m)	Measurement (dBμV/m)	Margin (dB)	Limit (dBμV/m)	Detector
1		2478.107	78.41	32.38	110.80	N/A	N/A	Peak
2		2480.330	50.36	32.38	82.74	N/A	N/A	Peak
3		2483.500	27.92	32.38	60.30	-13.70	74.00	Peak
4	*	2484.376	30.57	32.38	62.95	-11.05	74.00	Peak

Notes:

1. " *", means this data is the worst emission level.
2. C.F (dB/m) = Antenna Factor (dB/m) + Cable Loss (dB).
3. Measurement(dBμV/m) = Reading(dBμV) + C.F (dB/m).

Site	WZ-AC2	Test Date	2024-07-31
Test Engineer	Bob Zhang	Temp./Humidity	25.5°C/56.8%
Factor	BBHA 9120D_1457_1-18GHz	Polarity	Vertical
EUT	ACCESS POINT	Test Voltage	AC 120V/60Hz
Test Mode	Transmit by at Ant 4 2478MHz Ant 1 2480MHz		

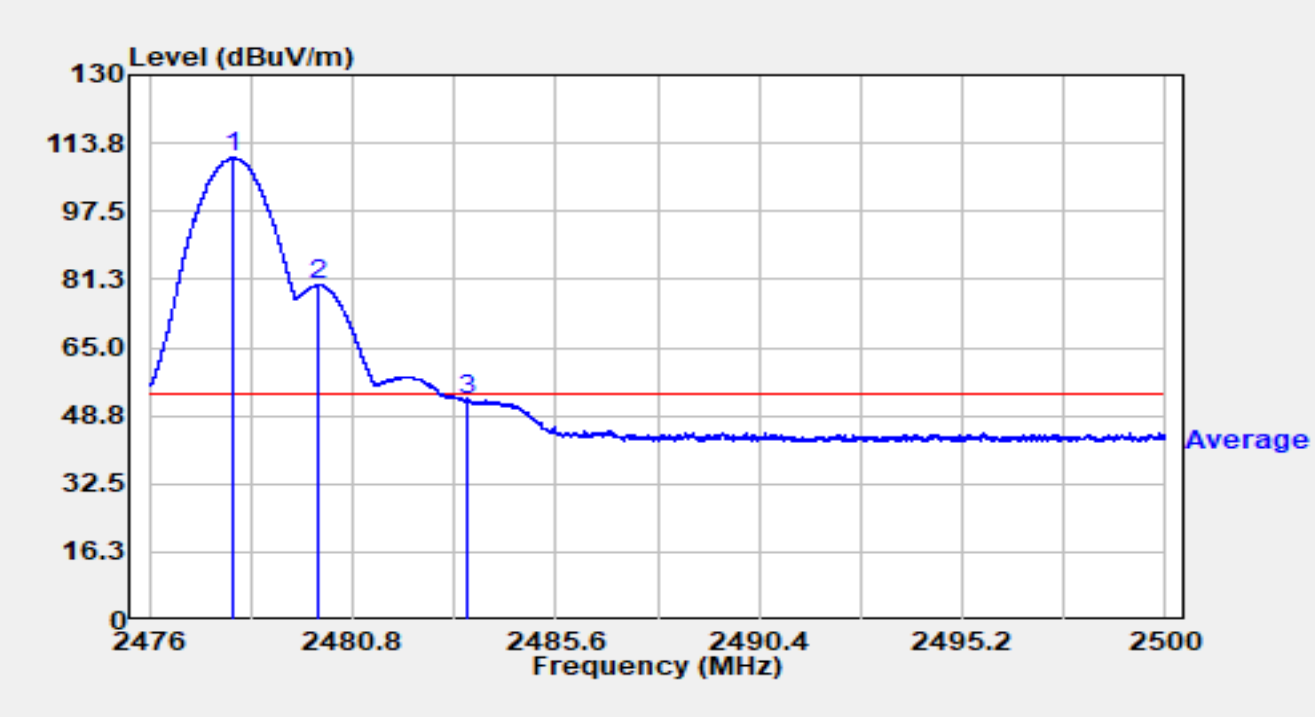

No	Mark	Frequency (MHz)	Reading (dBμV)	C.F (dB/m)	Measurement (dBμV/m)	Margin (dB)	Limit (dBμV/m)	Detector
1		2477.982	77.85	32.38	110.24	N/A	N/A	Average
2		2480.015	47.47	32.38	79.86	N/A	N/A	Average
3	*	2483.500	20.34	32.38	52.72	-1.28	54.00	Average

Notes:

1. " *", means this data is the worst emission level.
2. C.F (dB/m) = Antenna Factor (dB/m) + Cable Loss (dB).
3. Measurement(dBμV/m) = Reading(dBμV) + C.F (dB/m).

Site	WZ-AC2	Test Date	2024-07-31
Test Engineer	Bob Zhang	Temp./Humidity	25.5°C/56.8%
Factor	BBHA 9120D_1457_1-18GHz	Polarity	Horizontal
EUT	ACCESS POINT	Test Voltage	AC 120V/60Hz
Test Mode	Transmit by at Ant 4 2480MHz Ant 1 2468MHz		

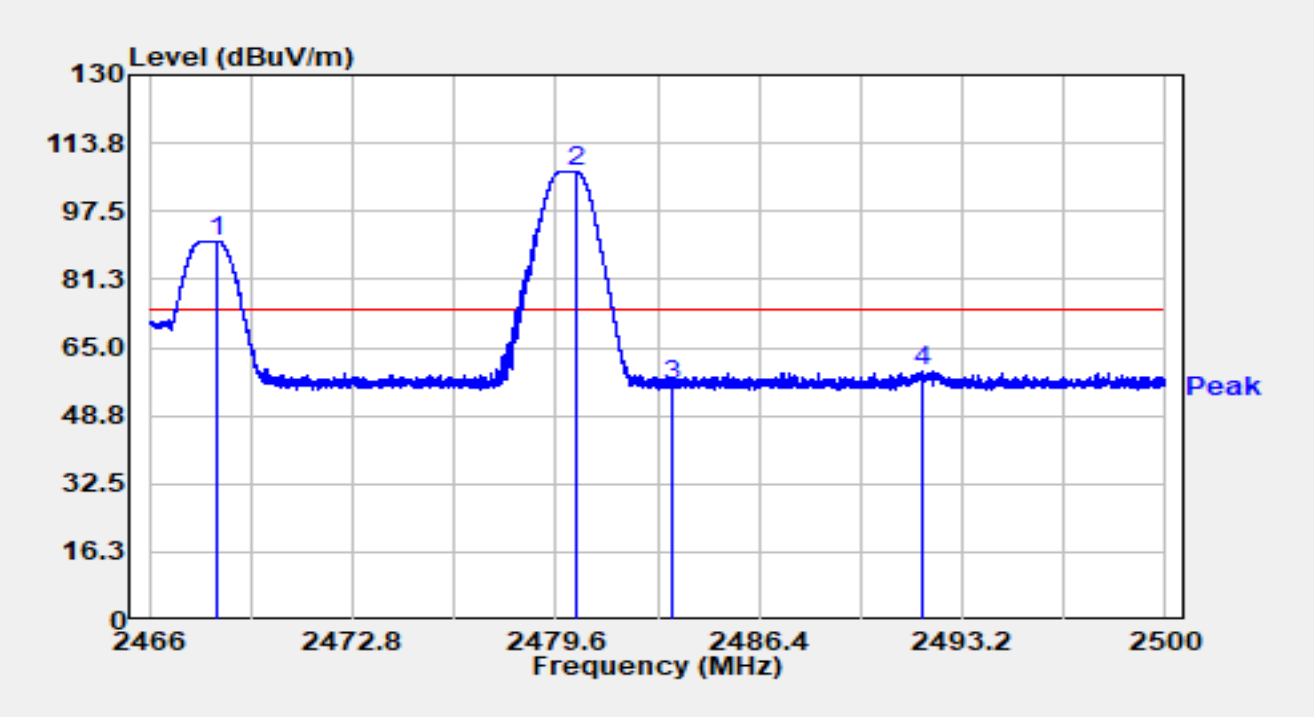

No	Mark	Frequency (MHz)	Reading (dBμV)	C.F (dB/m)	Measurement (dBμV/m)	Margin (dB)	Limit (dBμV/m)	Detector
1		2468.251	58.09	32.38	90.46	N/A	N/A	Peak
2		2480.250	74.66	32.38	107.05	N/A	N/A	Peak
3		2483.500	23.45	32.38	55.83	-18.17	74.00	Peak
4	*	2491.884	27.09	32.38	59.47	-14.53	74.00	Peak

Notes:

1. " *", means this data is the worst emission level.
2. C.F (dB/m) = Antenna Factor (dB/m) + Cable Loss (dB).
3. Measurement(dBμV/m) = Reading(dBμV) + C.F (dB/m).

Site	WZ-AC2	Test Date	2024-07-31
Test Engineer	Bob Zhang	Temp./Humidity	25.5°C/56.8%
Factor	BBHA 9120D_1457_1-18GHz	Polarity	Horizontal
EUT	ACCESS POINT	Test Voltage	AC 120V/60Hz
Test Mode	Transmit by at Ant 4 2480MHz Ant 1 2468MHz		

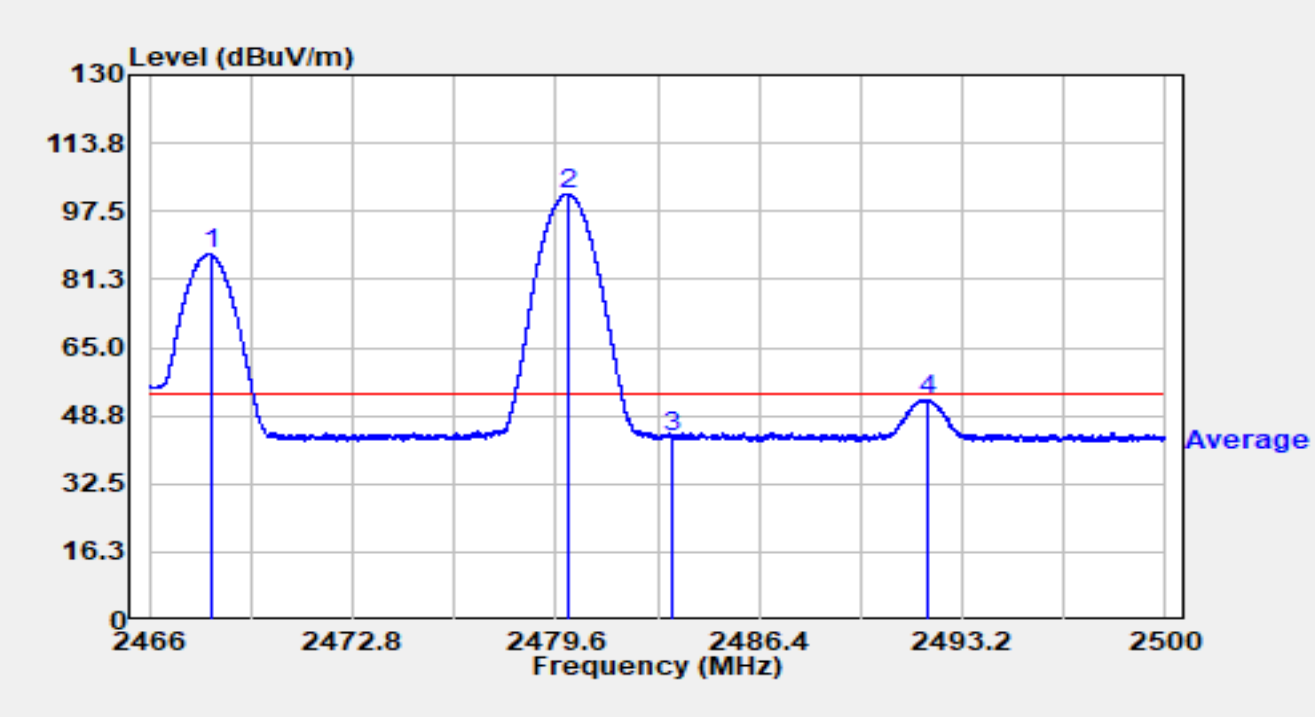

No	Mark	Frequency (MHz)	Reading (dBμV)	C.F (dB/m)	Measurement (dBμV/m)	Margin (dB)	Limit (dBμV/m)	Detector
1		2468.047	54.90	32.37	87.27	N/A	N/A	Average
2		2480.018	69.29	32.38	101.67	N/A	N/A	Average
3		2483.500	11.46	32.38	43.84	-10.16	54.00	Average
4	*	2492.027	20.29	32.38	52.66	-1.34	54.00	Average

Notes:

1. " *", means this data is the worst emission level.
2. C.F (dB/m) = Antenna Factor (dB/m) + Cable Loss (dB).
3. Measurement(dBμV/m) = Reading(dBμV) + C.F (dB/m).

Site	WZ-AC2	Test Date	2024-07-31
Test Engineer	Bob Zhang	Temp./Humidity	25.5°C/56.8%
Factor	BBHA 9120D_1457_1-18GHz	Polarity	Vertical
EUT	ACCESS POINT	Test Voltage	AC 120V/60Hz
Test Mode	Transmit by at Ant 4 2480MHz Ant 1 2468MHz		

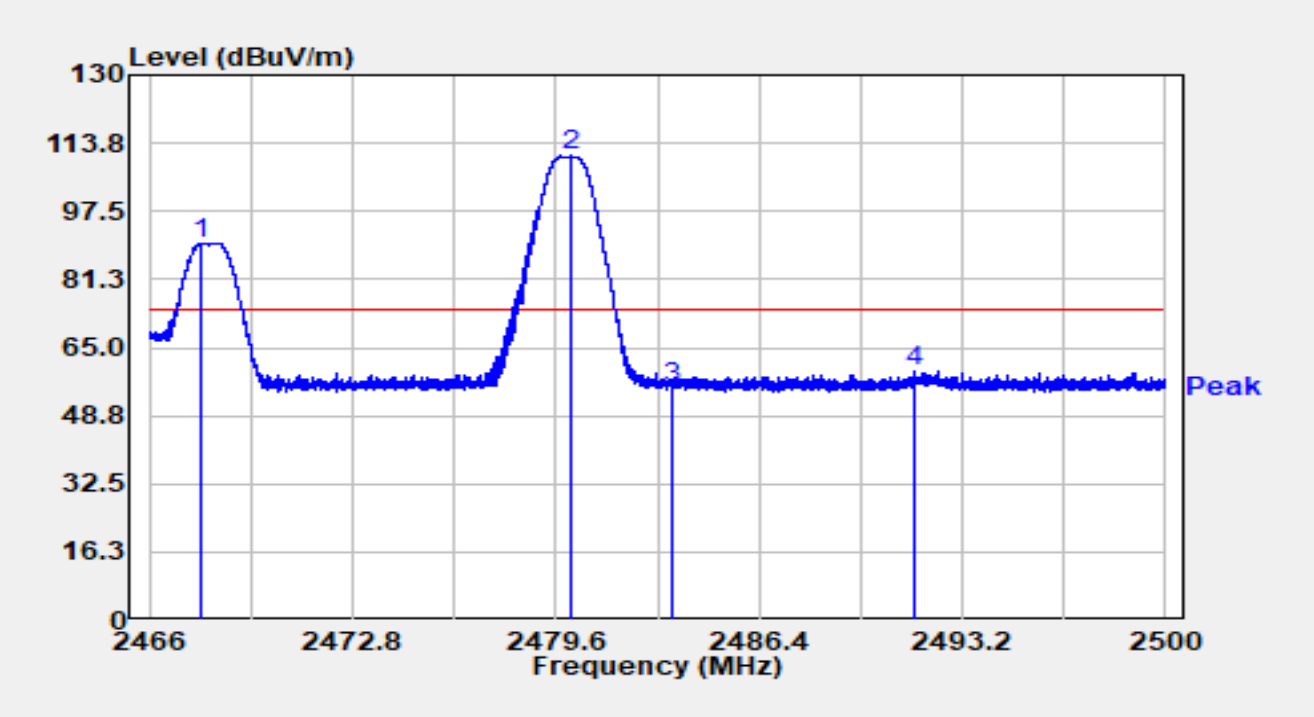

No	Mark	Frequency (MHz)	Reading (dBμV)	C.F (dB/m)	Measurement (dBμV/m)	Margin (dB)	Limit (dBμV/m)	Detector
1		2467.748	57.56	32.37	89.93	N/A	N/A	Peak
2		2480.134	78.29	32.38	110.67	N/A	N/A	Peak
3		2483.500	22.94	32.38	55.32	-18.68	74.00	Peak
4	*	2491.561	26.83	32.38	59.21	-14.79	74.00	Peak

Notes:

1. " *", means this data is the worst emission level.

2. C.F (dB/m) = Antenna Factor (dB/m) + Cable Loss (dB).

3. Measurement(dBμV/m) = Reading(dBμV) + C.F (dB/m).

Site	WZ-AC2	Test Date	2024-07-31
Test Engineer	Bob Zhang	Temp./Humidity	25.5°C/56.8%
Factor	BBHA 9120D_1457_1-18GHz	Polarity	Vertical
EUT	ACCESS POINT	Test Voltage	AC 120V/60Hz
Test Mode	Transmit by at Ant 4 2480MHz Ant 1 2468MHz		

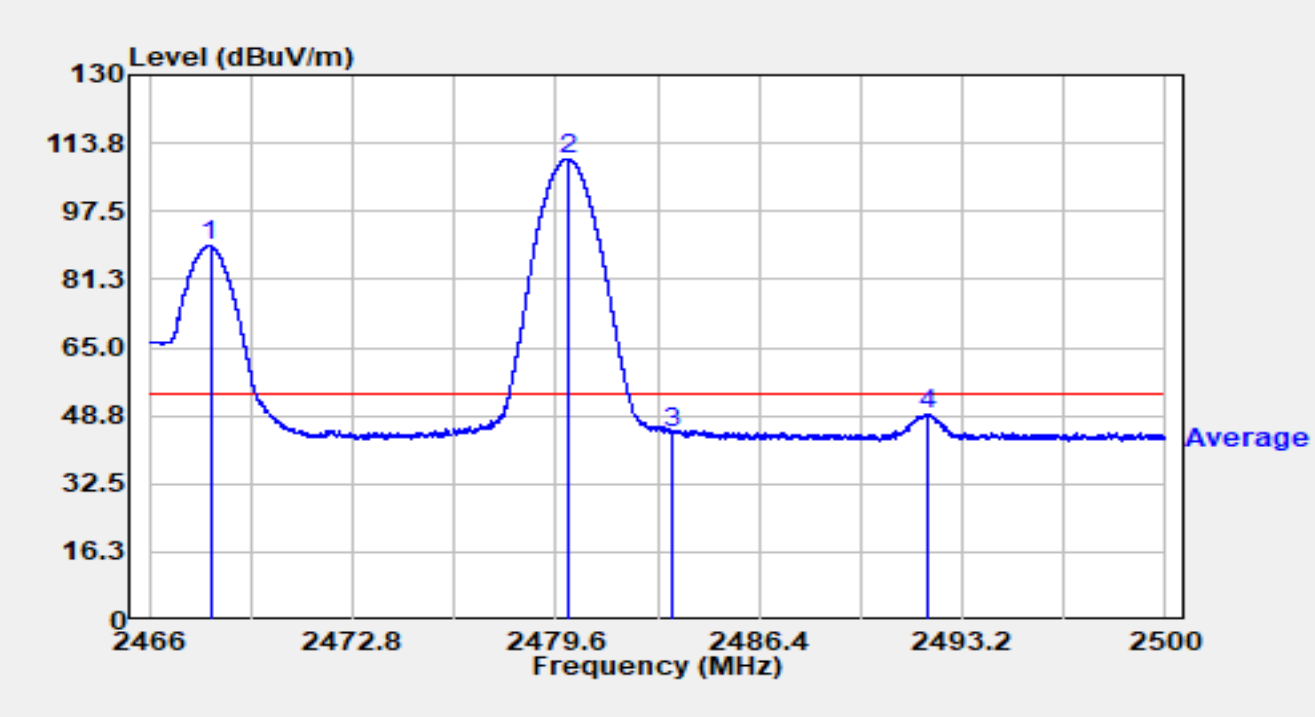

No	Mark	Frequency (MHz)	Reading (dBμV)	C.F (dB/m)	Measurement (dBμV/m)	Margin (dB)	Limit (dBμV/m)	Detector
1		2468.040	56.82	32.37	89.19	N/A	N/A	Average
2		2479.991	77.58	32.38	109.97	N/A	N/A	Average
3		2483.500	12.35	32.38	44.73	-9.27	54.00	Average
4	*	2492.041	16.90	32.38	49.28	-4.72	54.00	Average

Notes:

1. " *", means this data is the worst emission level.
2. C.F (dB/m) = Antenna Factor (dB/m) + Cable Loss (dB).
3. Measurement(dBμV/m) = Reading(dBμV) + C.F (dB/m).

Site	WZ-AC2	Test Date	2024-07-31
Test Engineer	Bob Zhang	Temp./Humidity	25.5°C/56.8%
Factor	BBHA 9120D_1457_1-18GHz	Polarity	Horizontal
EUT	ACCESS POINT	Test Voltage	AC 120V/60Hz
Test Mode	Transmit by at Ant 4 2480MHz Ant 1 2478MHz		

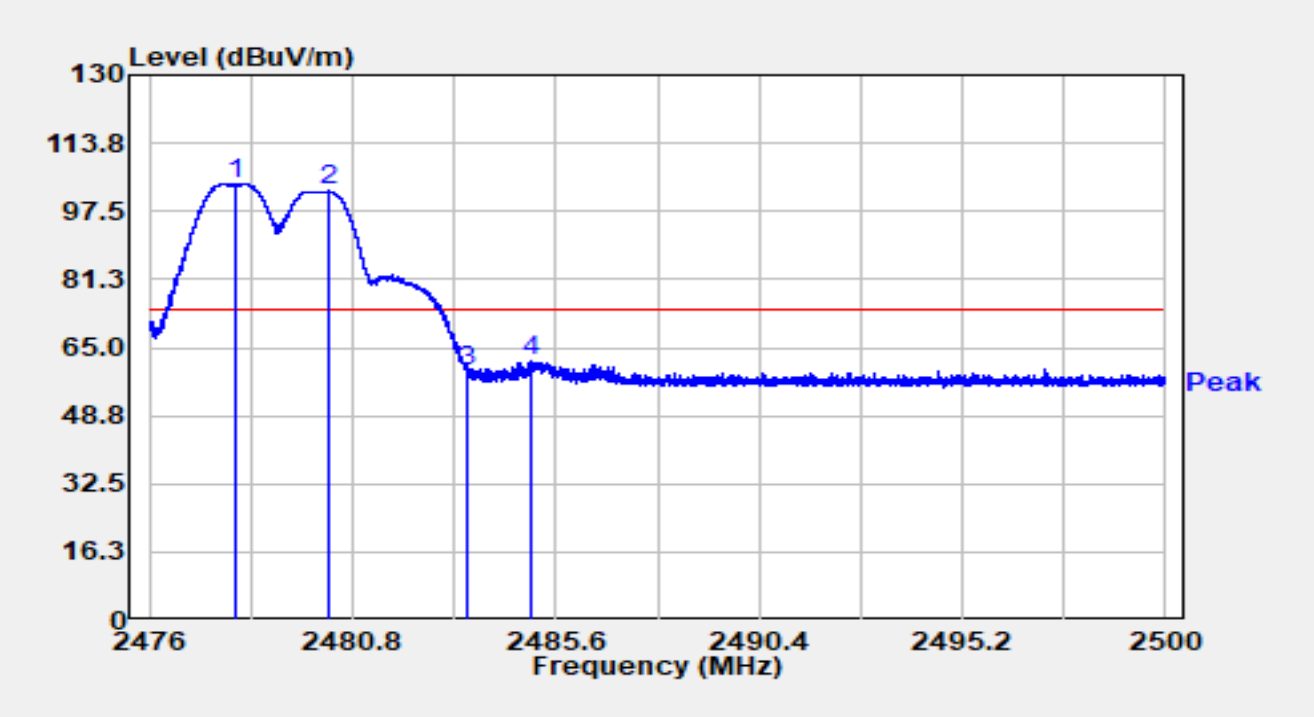

No	Mark	Frequency (MHz)	Reading (dBμV)	C.F (dB/m)	Measurement (dBμV/m)	Margin (dB)	Limit (dBμV/m)	Detector
1		2478.018	71.82	32.38	104.21	N/A	N/A	Peak
2		2480.224	69.91	32.38	102.30	N/A	N/A	Peak
3		2483.500	27.00	32.38	59.38	-14.62	74.00	Peak
4	*	2485.021	29.52	32.38	61.90	-12.10	74.00	Peak

Notes:

1. " *", means this data is the worst emission level.

2. C.F (dB/m) = Antenna Factor (dB/m) + Cable Loss (dB).

3. Measurement(dBμV/m) = Reading(dBμV) + C.F (dB/m).

Site	WZ-AC2	Test Date	2024-07-31
Test Engineer	Bob Zhang	Temp./Humidity	25.5°C/56.8%
Factor	BBHA 9120D_1457_1-18GHz	Polarity	Horizontal
EUT	ACCESS POINT	Test Voltage	AC 120V/60Hz
Test Mode	Transmit by at Ant 4 2480MHz Ant 1 2478MHz		

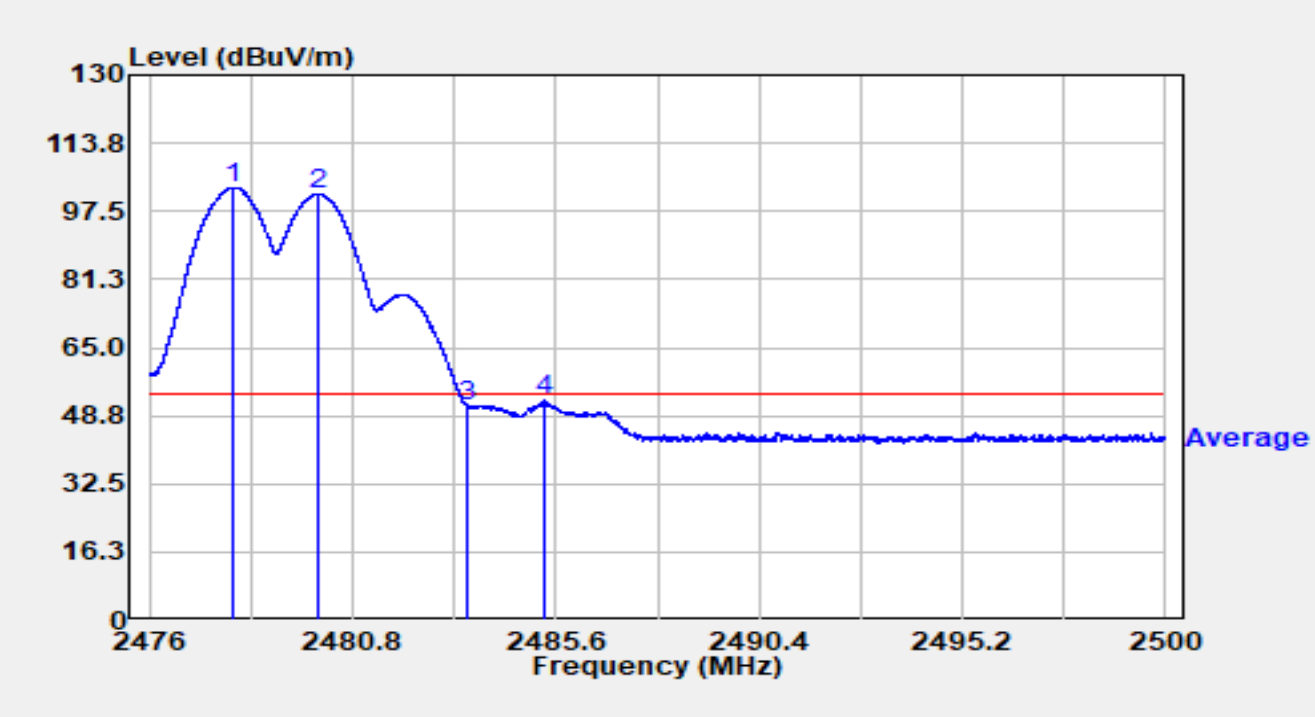

No	Mark	Frequency (MHz)	Reading (dBμV)	C.F (dB/m)	Measurement (dBμV/m)	Margin (dB)	Limit (dBμV/m)	Detector
1		2477.997	70.71	32.38	103.10	N/A	N/A	Average
2		2480.003	69.23	32.38	101.61	N/A	N/A	Average
3		2483.500	18.71	32.38	51.09	-2.91	54.00	Average
4	*	2485.307	19.89	32.38	52.28	-1.72	54.00	Average

Notes:

1. " *", means this data is the worst emission level.

2. C.F (dB/m) = Antenna Factor (dB/m) + Cable Loss (dB).

3. Measurement(dBμV/m) = Reading(dBμV) + C.F (dB/m).

Site	WZ-AC2	Test Date	2024-07-31
Test Engineer	Bob Zhang	Temp./Humidity	25.5°C/56.8%
Factor	BBHA 9120D_1457_1-18GHz	Polarity	Vertical
EUT	ACCESS POINT	Test Voltage	AC 120V/60Hz
Test Mode	Transmit by at Ant 4 2480MHz Ant 1 2478MHz		

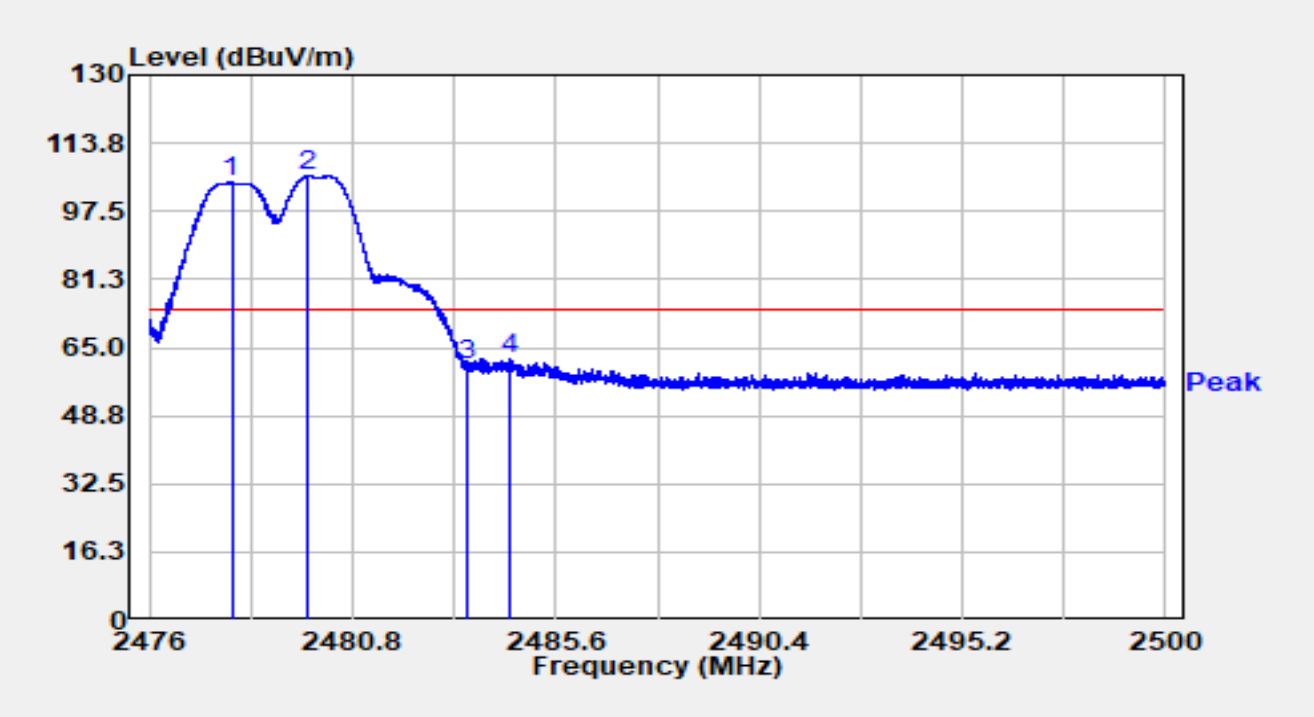

No	Mark	Frequency (MHz)	Reading (dBμV)	C.F (dB/m)	Measurement (dBμV/m)	Margin (dB)	Limit (dBμV/m)	Detector
1		2477.942	72.09	32.38	104.48	N/A	N/A	Peak
2		2479.754	73.51	32.38	105.89	N/A	N/A	Peak
3		2483.500	28.63	32.38	61.01	-12.99	74.00	Peak
4	*	2484.539	30.04	32.38	62.42	-11.58	74.00	Peak

Notes:

1. " *", means this data is the worst emission level.

2. C.F (dB/m) = Antenna Factor (dB/m) + Cable Loss (dB).

3. Measurement(dBμV/m) = Reading(dBμV) + C.F (dB/m).

Site	WZ-AC2	Test Date	2024-07-31
Test Engineer	Bob Zhang	Temp./Humidity	25.5°C/56.8%
Factor	BBHA 9120D_1457_1-18GHz	Polarity	Vertical
EUT	ACCESS POINT	Test Voltage	AC 120V/60Hz
Test Mode	Transmit by at Ant 4 2480MHz Ant 1 2478MHz		

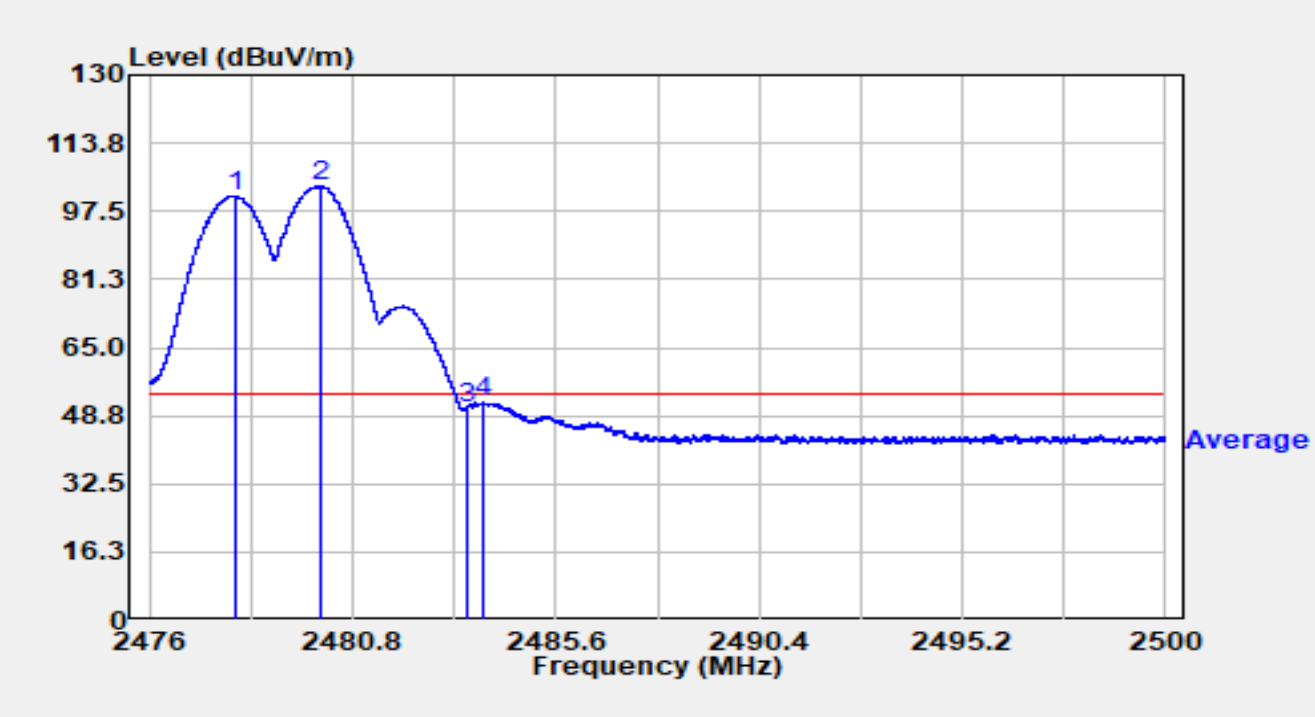

No	Mark	Frequency (MHz)	Reading (dBμV)	C.F (dB/m)	Measurement (dBμV/m)	Margin (dB)	Limit (dBμV/m)	Detector
1		2478.045	68.75	32.38	101.13	N/A	N/A	Average
2		2480.056	71.04	32.38	103.42	N/A	N/A	Average
3		2483.500	18.35	32.38	50.73	-3.27	54.00	Average
4	*	2483.858	19.49	32.38	51.88	-2.12	54.00	Average

Notes:

1. " *", means this data is the worst emission level.
2. C.F (dB/m) = Antenna Factor (dB/m) + Cable Loss (dB).
3. Measurement(dBμV/m) = Reading(dBμV) + C.F (dB/m).

Site	WZ-AC2	Test Date	2024-07-31
Test Engineer	Bob Zhang	Temp./Humidity	25.5°C/56.8%
Factor	BBHA 9120D_1457_1-18GHz	Polarity	Horizontal
EUT	ACCESS POINT	Test Voltage	AC 120V/60Hz
Test Mode	Transmit by at Ant 4 2480MHz Ant 1 2472MHz		

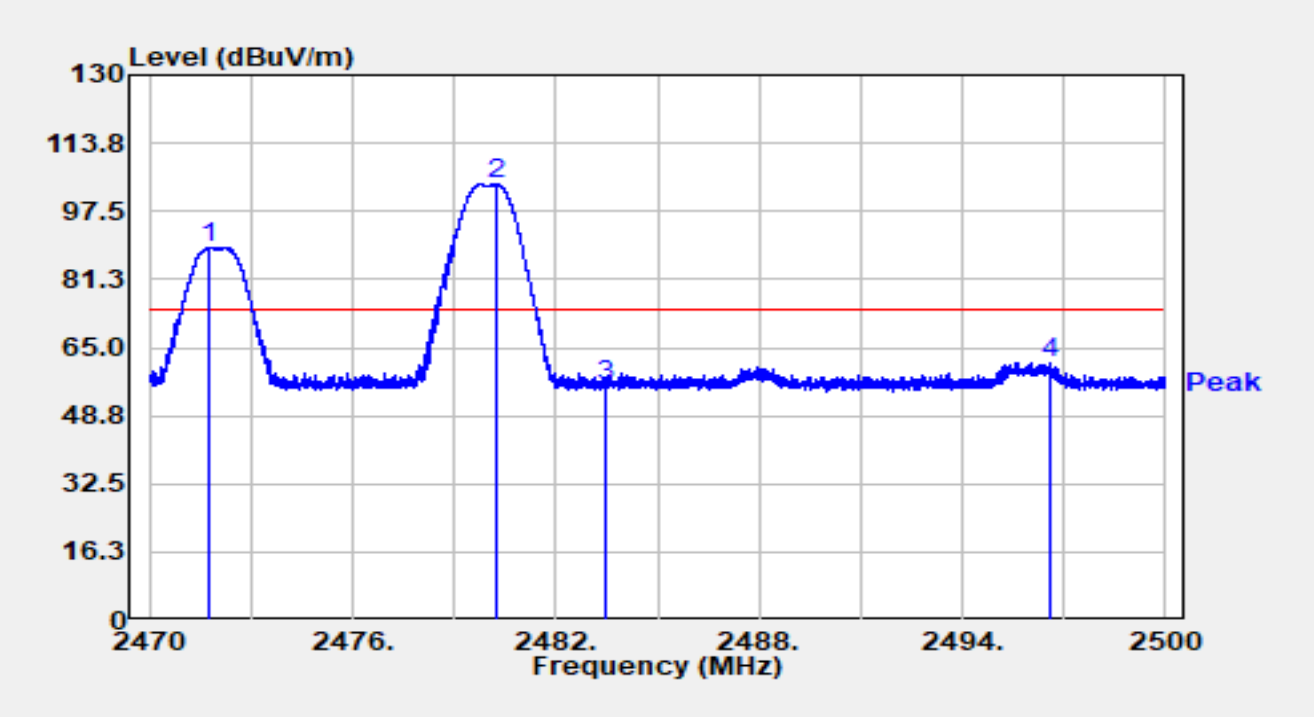

No	Mark	Frequency (MHz)	Reading (dBμV)	C.F (dB/m)	Measurement (dBμV/m)	Margin (dB)	Limit (dBμV/m)	Detector
1		2471.737	56.48	32.38	88.87	N/A	N/A	Peak
2		2480.272	71.56	32.38	103.94	N/A	N/A	Peak
3		2483.500	23.39	32.38	55.77	-18.23	74.00	Peak
4	*	2496.616	29.04	32.39	61.43	-12.57	74.00	Peak

Notes:

1. " *", means this data is the worst emission level.

2. C.F (dB/m) = Antenna Factor (dB/m) + Cable Loss (dB).

3. Measurement(dBμV/m) = Reading(dBμV) + C.F (dB/m).

Site	WZ-AC2	Test Date	2024-07-31
Test Engineer	Bob Zhang	Temp./Humidity	25.5°C/56.8%
Factor	BBHA 9120D_1457_1-18GHz	Polarity	Horizontal
EUT	ACCESS POINT	Test Voltage	AC 120V/60Hz
Test Mode	Transmit by at Ant 4 2480MHz Ant 1 2472MHz		

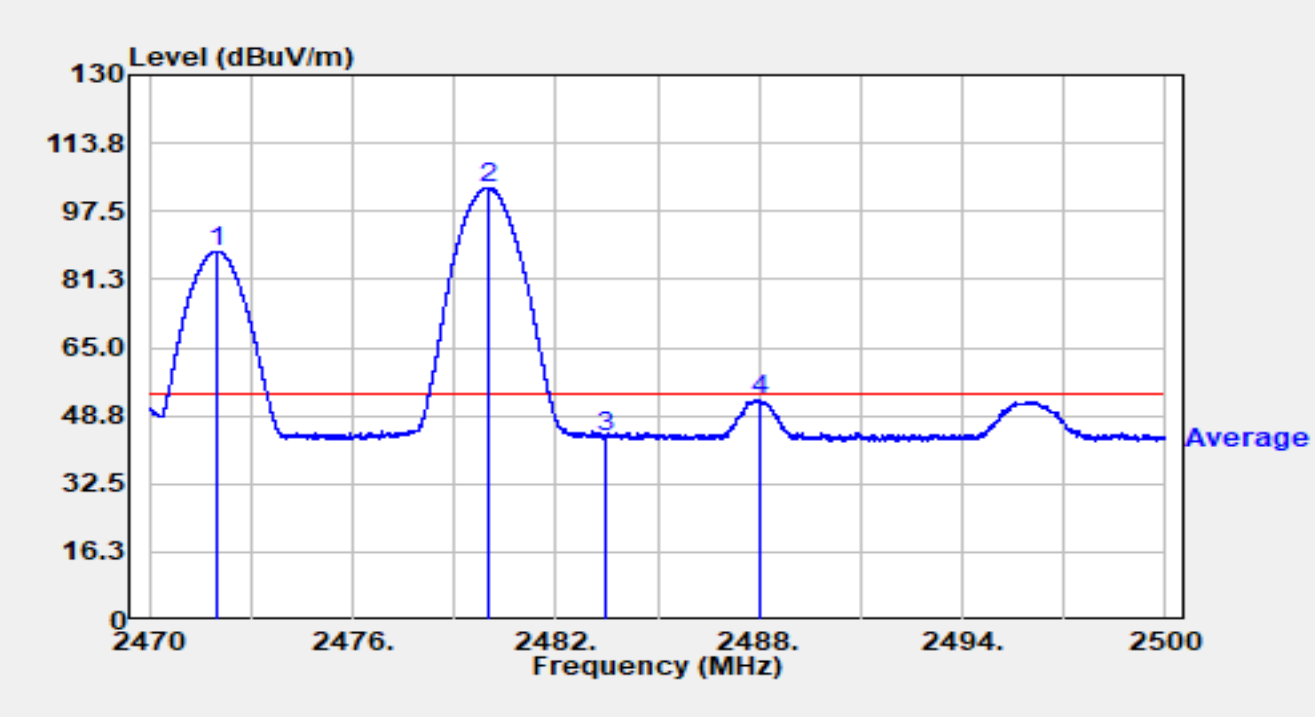

No	Mark	Frequency (MHz)	Reading (dBμV)	C.F (dB/m)	Measurement (dBμV/m)	Margin (dB)	Limit (dBμV/m)	Detector
1		2472.007	55.58	32.38	87.97	N/A	N/A	Average
2		2480.017	70.74	32.38	103.12	N/A	N/A	Average
3		2483.500	11.33	32.38	43.71	-10.29	54.00	Average
4	*	2488.003	20.10	32.38	52.48	-1.52	54.00	Average

Notes:

1. " *", means this data is the worst emission level.

2. C.F (dB/m) = Antenna Factor (dB/m) + Cable Loss (dB).

3. Measurement(dBμV/m) = Reading(dBμV) + C.F (dB/m).

Site	WZ-AC2	Test Date	2024-07-31
Test Engineer	Bob Zhang	Temp./Humidity	25.5°C/56.8%
Factor	BBHA 9120D_1457_1-18GHz	Polarity	Vertical
EUT	ACCESS POINT	Test Voltage	AC 120V/60Hz
Test Mode	Transmit by at Ant 4 2480MHz Ant 1 2472MHz		

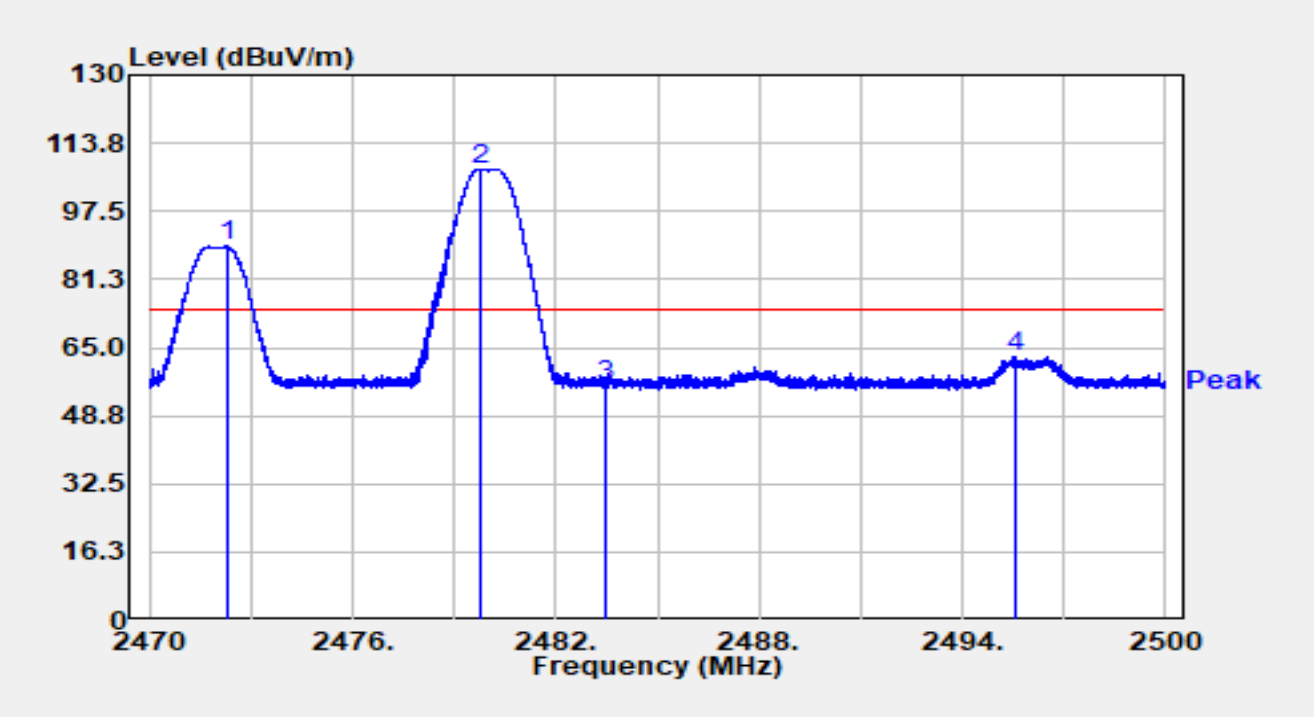

No	Mark	Frequency (MHz)	Reading (dBμV)	C.F (dB/m)	Measurement (dBμV/m)	Margin (dB)	Limit (dBμV/m)	Detector
1		2472.310	56.70	32.38	89.09	N/A	N/A	Peak
2		2479.741	75.17	32.38	107.55	N/A	N/A	Peak
3		2483.500	23.63	32.38	56.01	-17.99	74.00	Peak
4	*	2495.578	30.28	32.39	62.67	-11.33	74.00	Peak

Notes:

1. " *", means this data is the worst emission level.

2. C.F (dB/m) = Antenna Factor (dB/m) + Cable Loss (dB).

3. Measurement(dBμV/m) = Reading(dBμV) + C.F (dB/m).

Site	WZ-AC2	Test Date	2024-07-31
Test Engineer	Bob Zhang	Temp./Humidity	25.5°C/56.8%
Factor	BBHA 9120D_1457_1-18GHz	Polarity	Vertical
EUT	ACCESS POINT	Test Voltage	AC 120V/60Hz
Test Mode	Transmit by at Ant 4 2480MHz Ant 1 2472MHz		

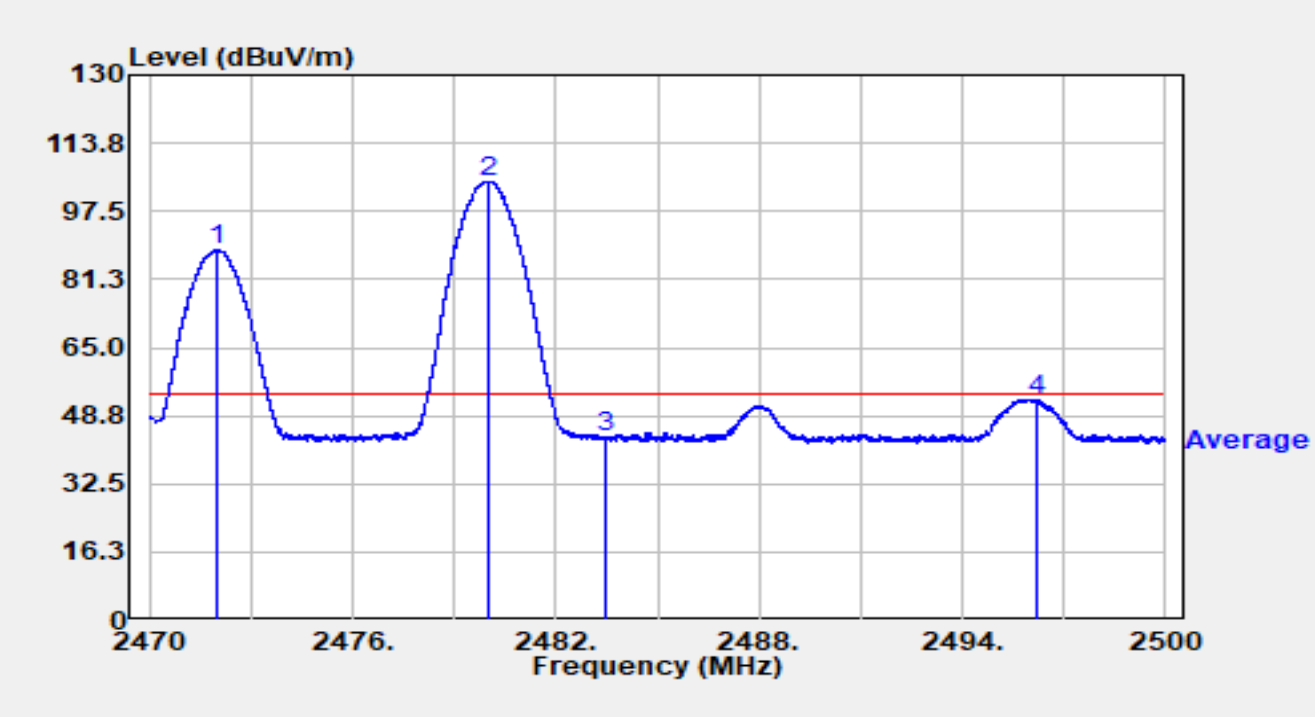

No	Mark	Frequency (MHz)	Reading (dBμV)	C.F (dB/m)	Measurement (dBμV/m)	Margin (dB)	Limit (dBμV/m)	Detector
1		2472.031	55.85	32.38	88.23	N/A	N/A	Average
2		2479.999	72.33	32.38	104.71	N/A	N/A	Average
3		2483.500	11.23	32.38	43.61	-10.39	54.00	Average
4	*	2496.199	20.33	32.39	52.72	-1.28	54.00	Average

Notes:

1. " *", means this data is the worst emission level.

2. C.F (dB/m) = Antenna Factor (dB/m) + Cable Loss (dB).

3. Measurement(dBμV/m) = Reading(dBμV) + C.F (dB/m).

Site	WZ-AC2	Test Date	2024-07-31
Test Engineer	Bob Zhang	Temp./Humidity	25.5°C/56.8%
Factor	BBHA 9120D_1457_1-18GHz	Polarity	Horizontal
EUT	ACCESS POINT	Test Voltage	AC 120V/60Hz
Test Mode	Transmit by at Ant 4 2480MHz Ant 1 2474MHz		

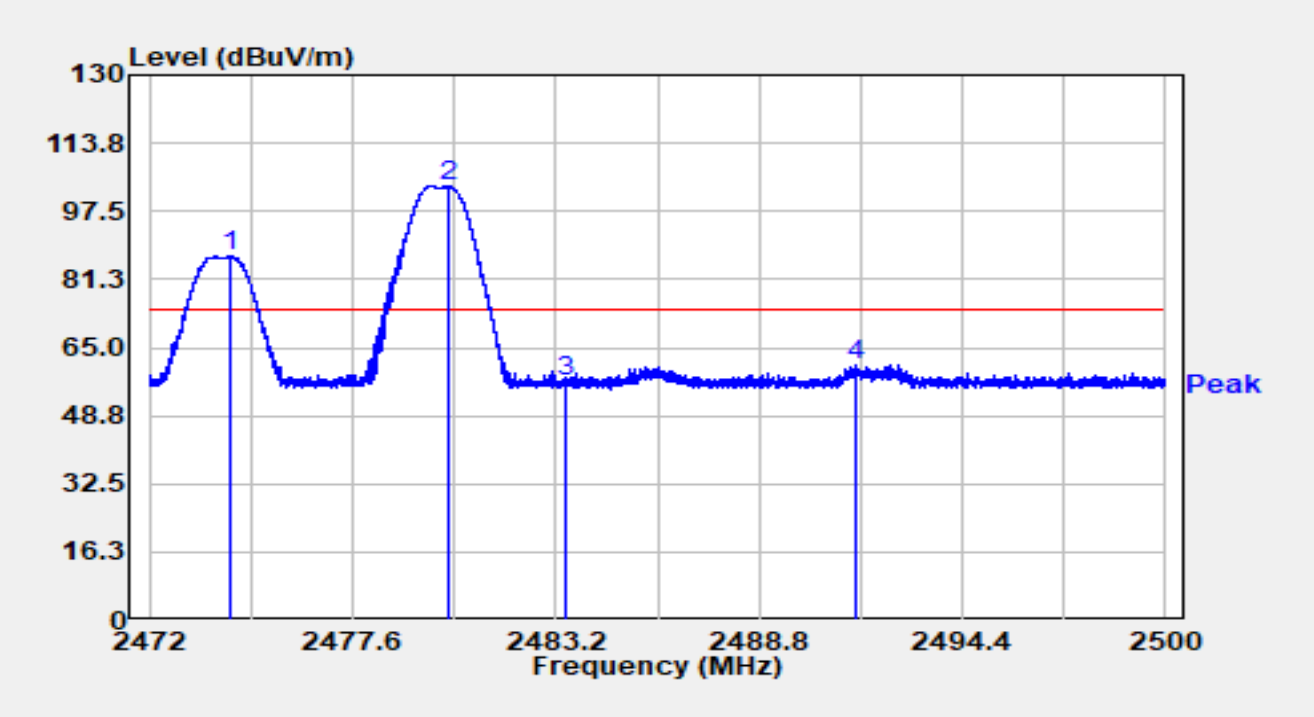

No	Mark	Frequency (MHz)	Reading (dBμV)	C.F (dB/m)	Measurement (dBμV/m)	Margin (dB)	Limit (dBμV/m)	Detector
1		2474.248	54.30	32.39	86.69	N/A	N/A	Peak
2		2480.254	71.09	32.38	103.47	N/A	N/A	Peak
3		2483.500	24.42	32.38	56.80	-17.20	74.00	Peak
4	*	2491.463	28.65	32.38	61.02	-12.98	74.00	Peak

Notes:

1. " *", means this data is the worst emission level.

2. C.F (dB/m) = Antenna Factor (dB/m) + Cable Loss (dB).

3. Measurement(dBμV/m) = Reading(dBμV) + C.F (dB/m).

Site	WZ-AC2	Test Date	2024-07-31
Test Engineer	Bob Zhang	Temp./Humidity	25.5°C/56.8%
Factor	BBHA 9120D_1457_1-18GHz	Polarity	Horizontal
EUT	ACCESS POINT	Test Voltage	AC 120V/60Hz
Test Mode	Transmit by at Ant 4 2480MHz Ant 1 2474MHz		

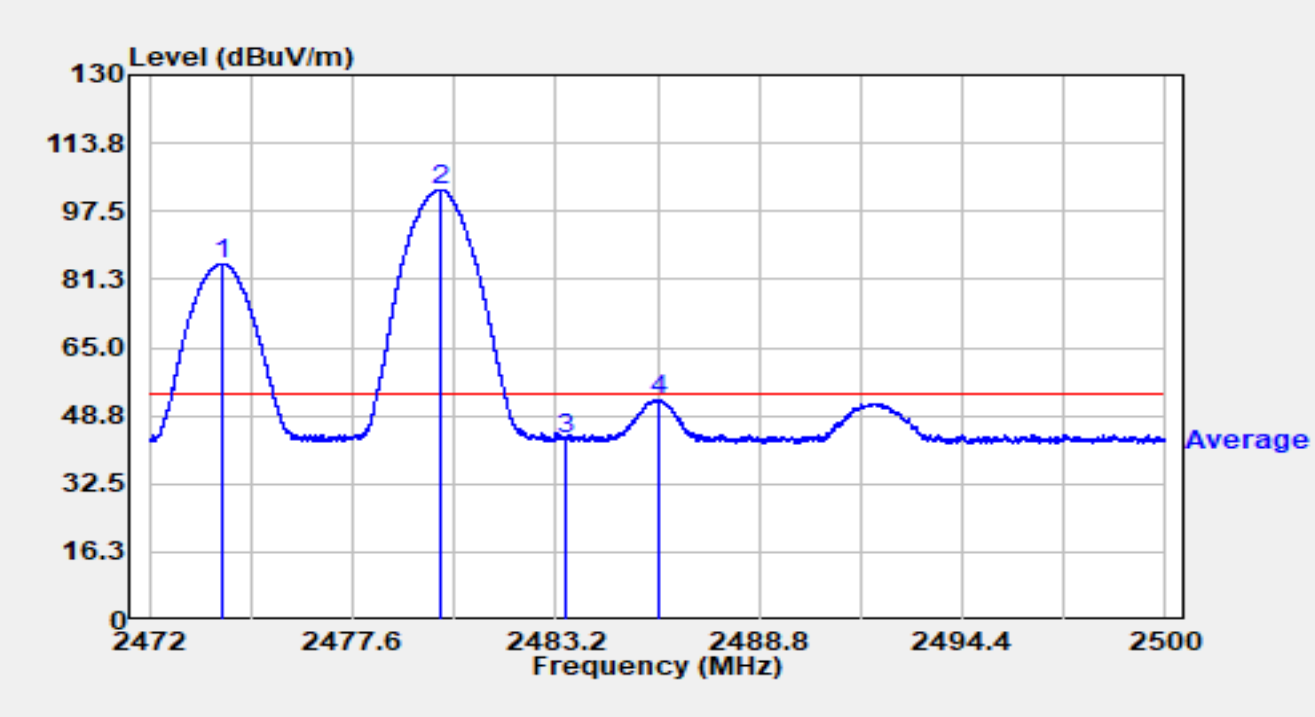

No	Mark	Frequency (MHz)	Reading (dBμV)	C.F (dB/m)	Measurement (dBμV/m)	Margin (dB)	Limit (dBμV/m)	Detector
1		2474.024	52.71	32.39	85.10	N/A	N/A	Average
2		2480.019	70.36	32.38	102.75	N/A	N/A	Average
3		2483.500	10.66	32.38	43.04	-10.96	54.00	Average
4	*	2486.006	20.07	32.38	52.45	-1.55	54.00	Average

Notes:

1. " *", means this data is the worst emission level.

2. C.F (dB/m) = Antenna Factor (dB/m) + Cable Loss (dB).

3. Measurement(dBμV/m) = Reading(dBμV) + C.F (dB/m).

Site	WZ-AC2	Test Date	2024-07-31
Test Engineer	Bob Zhang	Temp./Humidity	25.5°C/56.8%
Factor	BBHA 9120D_1457_1-18GHz	Polarity	Vertical
EUT	ACCESS POINT	Test Voltage	AC 120V/60Hz
Test Mode	Transmit by at Ant 4 2480MHz Ant 1 2474MHz		

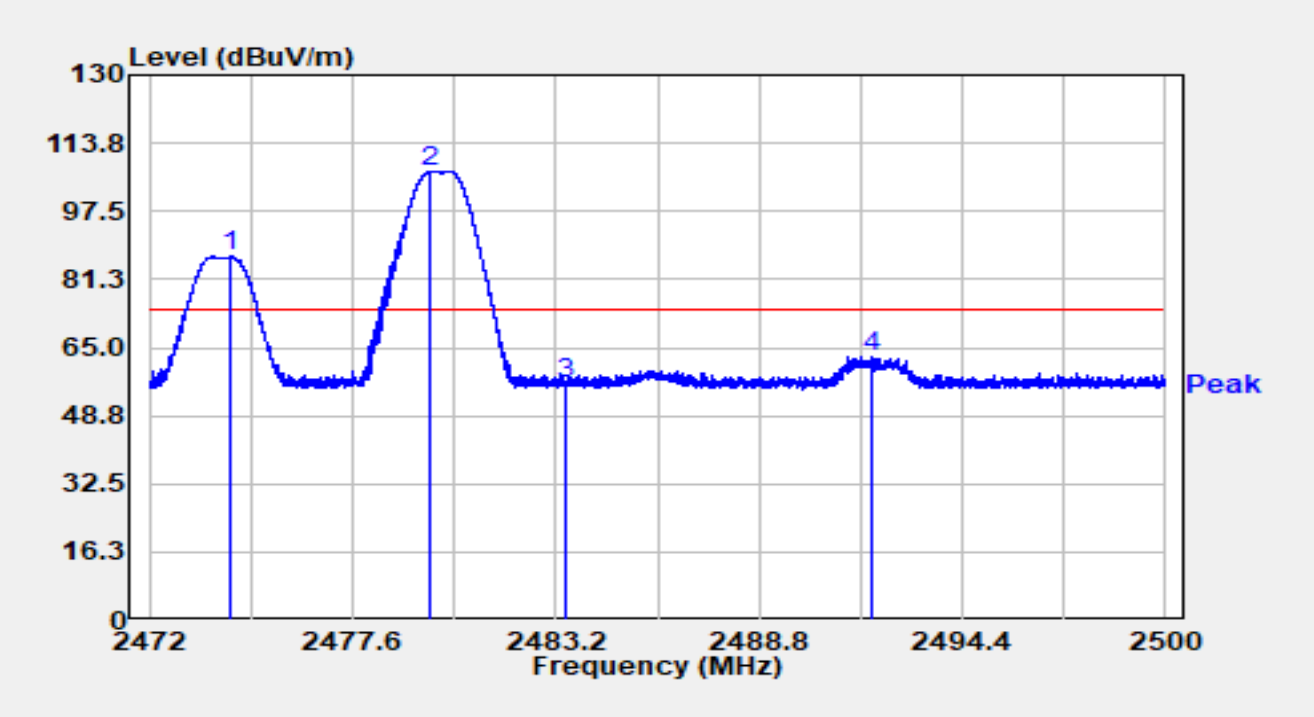

No	Mark	Frequency (MHz)	Reading (dBμV)	C.F (dB/m)	Measurement (dBμV/m)	Margin (dB)	Limit (dBμV/m)	Detector
1		2474.229	54.35	32.39	86.74	N/A	N/A	Peak
2		2479.756	74.67	32.38	107.06	N/A	N/A	Peak
3		2483.500	24.01	32.38	56.39	-17.61	74.00	Peak
4	*	2491.936	30.50	32.38	62.88	-11.12	74.00	Peak

Notes:

1. " *", means this data is the worst emission level.
2. C.F (dB/m) = Antenna Factor (dB/m) + Cable Loss (dB).
3. Measurement(dBμV/m) = Reading(dBμV) + C.F (dB/m).

Site	WZ-AC2	Test Date	2024-07-31
Test Engineer	Bob Zhang	Temp./Humidity	25.5°C/56.8%
Factor	BBHA 9120D_1457_1-18GHz	Polarity	Vertical
EUT	ACCESS POINT	Test Voltage	AC 120V/60Hz
Test Mode	Transmit by at Ant 4 2480MHz Ant 1 2474MHz		

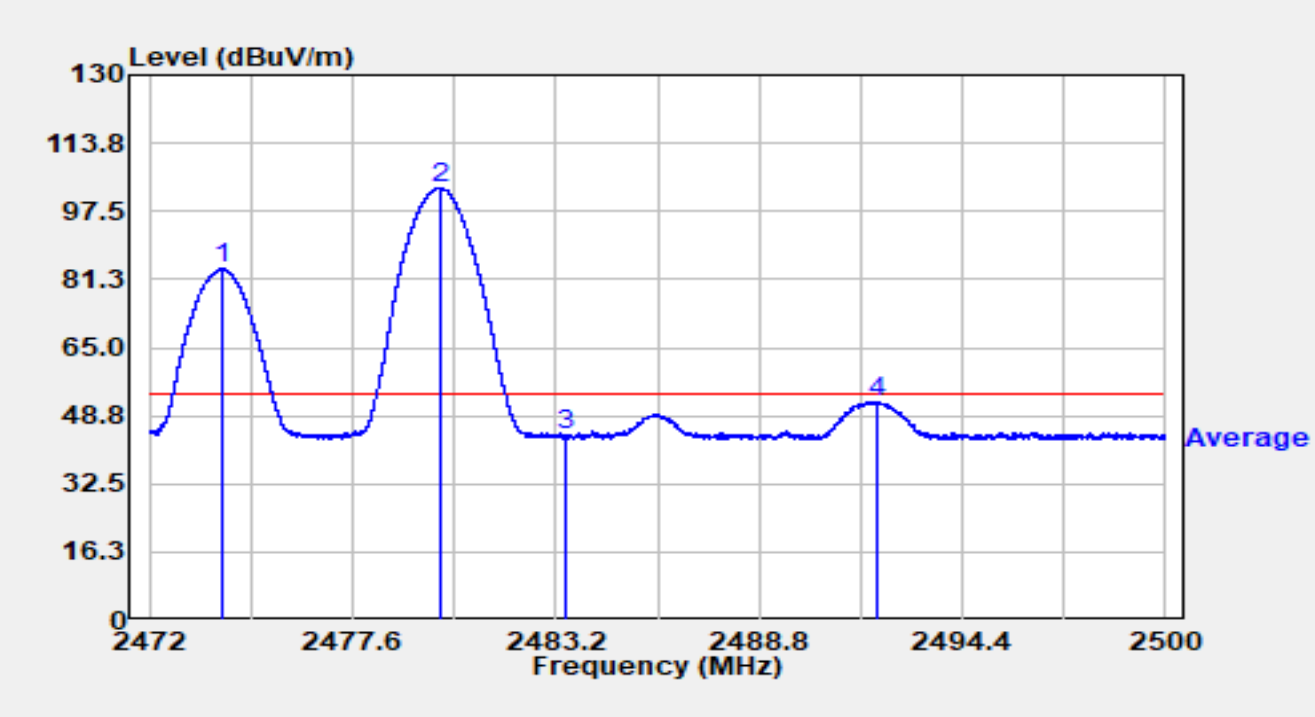

No	Mark	Frequency (MHz)	Reading (dBμV)	C.F (dB/m)	Measurement (dBμV/m)	Margin (dB)	Limit (dBμV/m)	Detector
1		2474.041	51.31	32.39	83.70	N/A	N/A	Average
2		2480.016	70.65	32.38	103.03	N/A	N/A	Average
3		2483.500	11.90	32.38	44.29	-9.71	54.00	Average
4	*	2492.068	19.74	32.38	52.12	-1.88	54.00	Average

Notes:

1. " *", means this data is the worst emission level.
2. C.F (dB/m) = Antenna Factor (dB/m) + Cable Loss (dB).
3. Measurement(dBμV/m) = Reading(dBμV) + C.F (dB/m).

Site	WZ-AC2	Test Date	2024-07-31
Test Engineer	Bob Zhang	Temp./Humidity	25.5°C/56.8%
Factor	BBHA 9120D_1457_1-18GHz	Polarity	Horizontal
EUT	ACCESS POINT	Test Voltage	AC 120V/60Hz
Test Mode	Transmit by at Ant 4 2480MHz Ant 1 2476MHz		

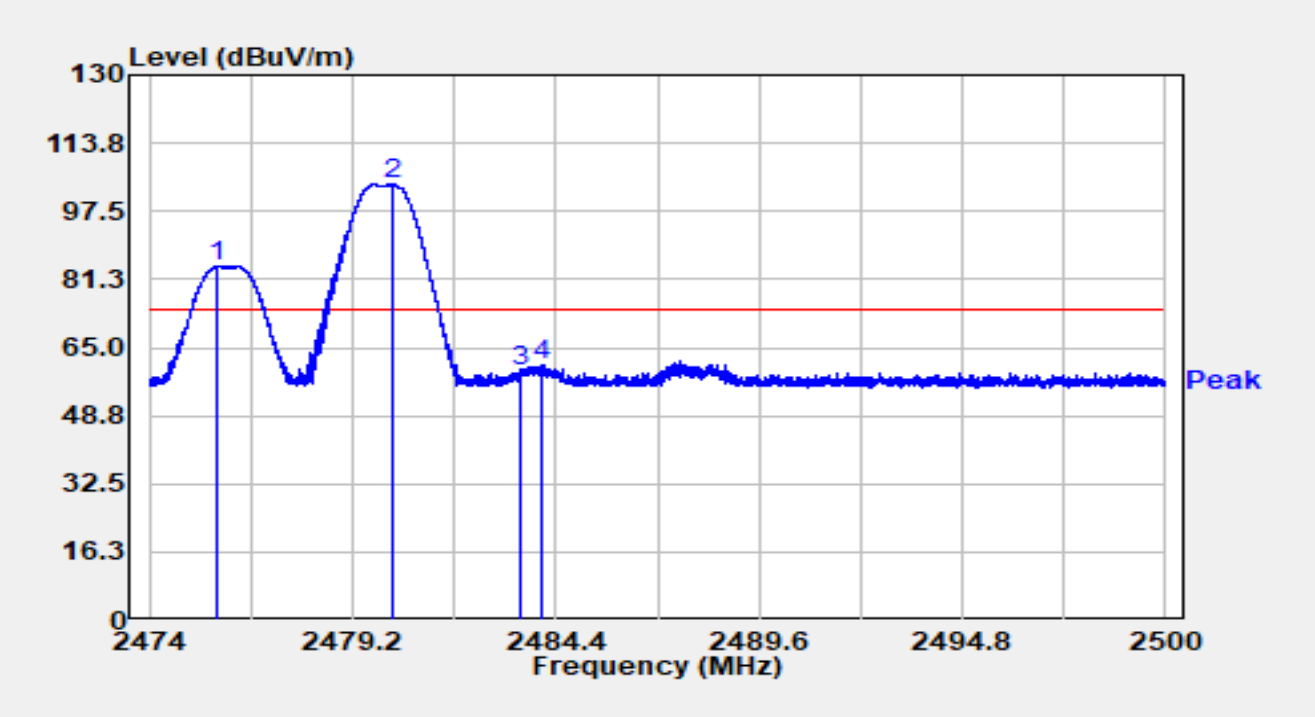

No	Mark	Frequency (MHz)	Reading (dBμV)	C.F (dB/m)	Measurement (dBμV/m)	Margin (dB)	Limit (dBμV/m)	Detector
1		2475.732	52.02	32.39	84.41	N/A	N/A	Peak
2		2480.227	71.55	32.38	103.93	N/A	N/A	Peak
3		2483.500	27.02	32.38	59.40	-14.60	74.00	Peak
4	*	2484.052	28.59	32.38	60.97	-13.03	74.00	Peak

Notes:

1. " *", means this data is the worst emission level.
2. C.F (dB/m) = Antenna Factor (dB/m) + Cable Loss (dB).
3. Measurement(dBμV/m) = Reading(dBμV) + C.F (dB/m).

Site	WZ-AC2	Test Date	2024-07-31
Test Engineer	Bob Zhang	Temp./Humidity	25.5°C/56.8%
Factor	BBHA 9120D_1457_1-18GHz	Polarity	Horizontal
EUT	ACCESS POINT	Test Voltage	AC 120V/60Hz
Test Mode	Transmit by at Ant 4 2480MHz Ant 1 2476MHz		

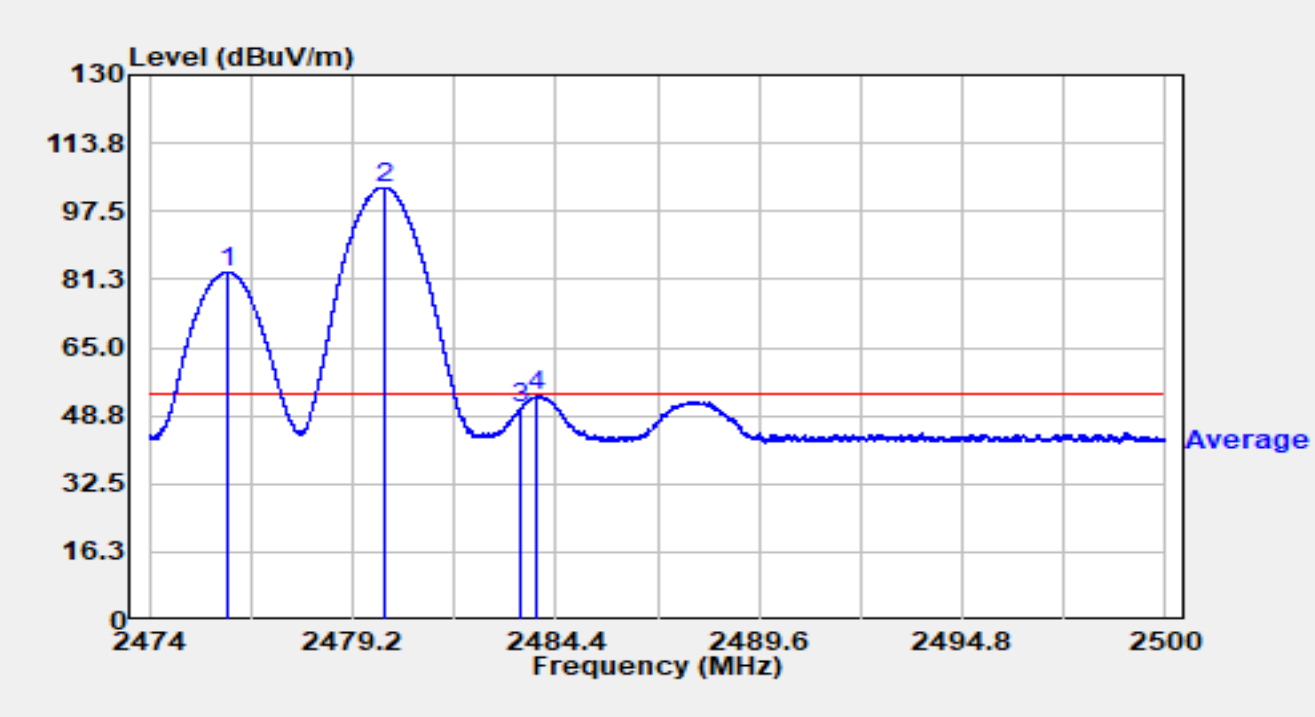

No	Mark	Frequency (MHz)	Reading (dBμV)	C.F (dB/m)	Measurement (dBμV/m)	Margin (dB)	Limit (dBμV/m)	Detector
1		2476.000	50.62	32.39	83.00	N/A	N/A	Average
2		2479.998	70.78	32.38	103.17	N/A	N/A	Average
3		2483.500	18.07	32.38	50.45	-3.55	54.00	Average
4	*	2483.896	20.86	32.38	53.24	-0.76	54.00	Average

Notes:

1. " *", means this data is the worst emission level.
2. C.F (dB/m) = Antenna Factor (dB/m) + Cable Loss (dB).
3. Measurement(dBμV/m) = Reading(dBμV) + C.F (dB/m).

Site	WZ-AC2	Test Date	2024-07-31
Test Engineer	Bob Zhang	Temp./Humidity	25.5°C/56.8%
Factor	BBHA 9120D_1457_1-18GHz	Polarity	Vertical
EUT	ACCESS POINT	Test Voltage	AC 120V/60Hz
Test Mode	Transmit by at Ant 4 2480MHz Ant 1 2476MHz		

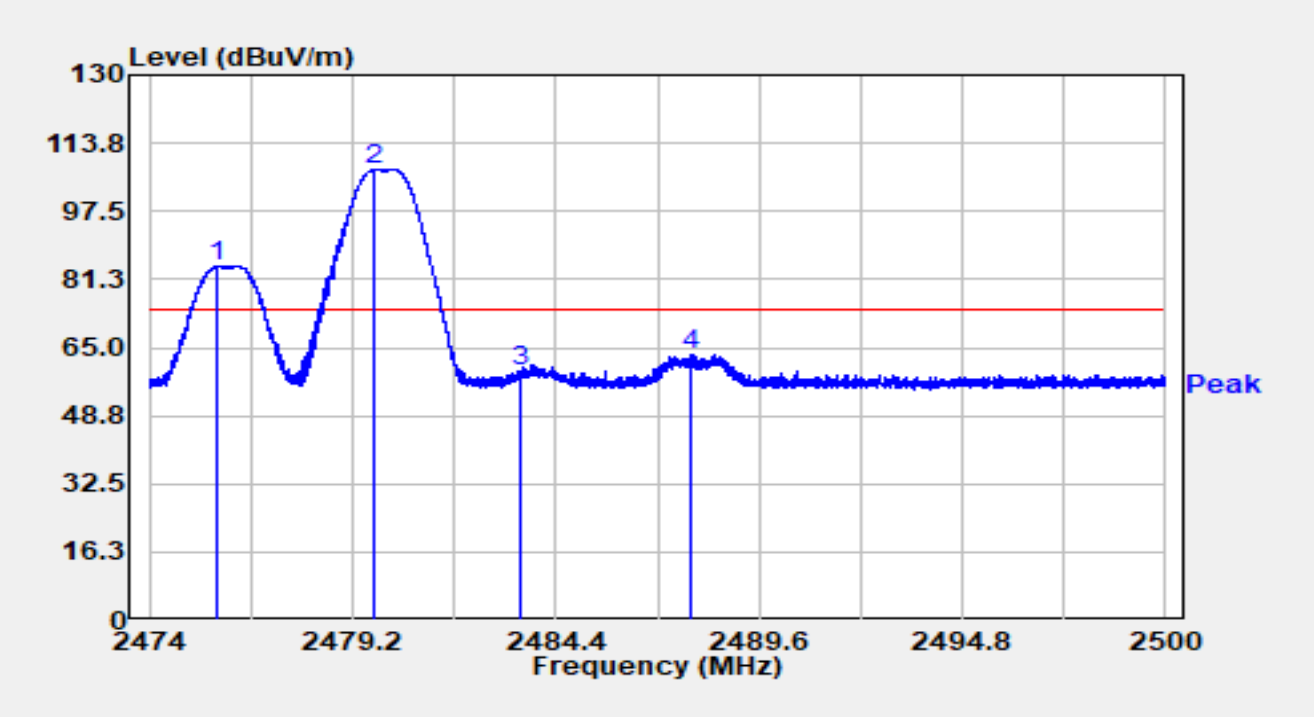

No	Mark	Frequency (MHz)	Reading (dBμV)	C.F (dB/m)	Measurement (dBμV/m)	Margin (dB)	Limit (dBμV/m)	Detector
1		2475.716	52.12	32.39	84.50	N/A	N/A	Peak
2		2479.746	75.10	32.38	107.48	N/A	N/A	Peak
3		2483.500	26.80	32.38	59.19	-14.81	74.00	Peak
4	*	2487.835	31.06	32.38	63.44	-10.56	74.00	Peak

Notes:

1. " *", means this data is the worst emission level.

2. C.F (dB/m) = Antenna Factor (dB/m) + Cable Loss (dB).

3. Measurement(dBμV/m) = Reading(dBμV) + C.F (dB/m).

Site	WZ-AC2	Test Date	2024-07-31
Test Engineer	Bob Zhang	Temp./Humidity	25.5°C/56.8%
Factor	BBHA 9120D_1457_1-18GHz	Polarity	Vertical
EUT	ACCESS POINT	Test Voltage	AC 120V/60Hz
Test Mode	Transmit by at Ant 4 2480MHz Ant 1 2476MHz		

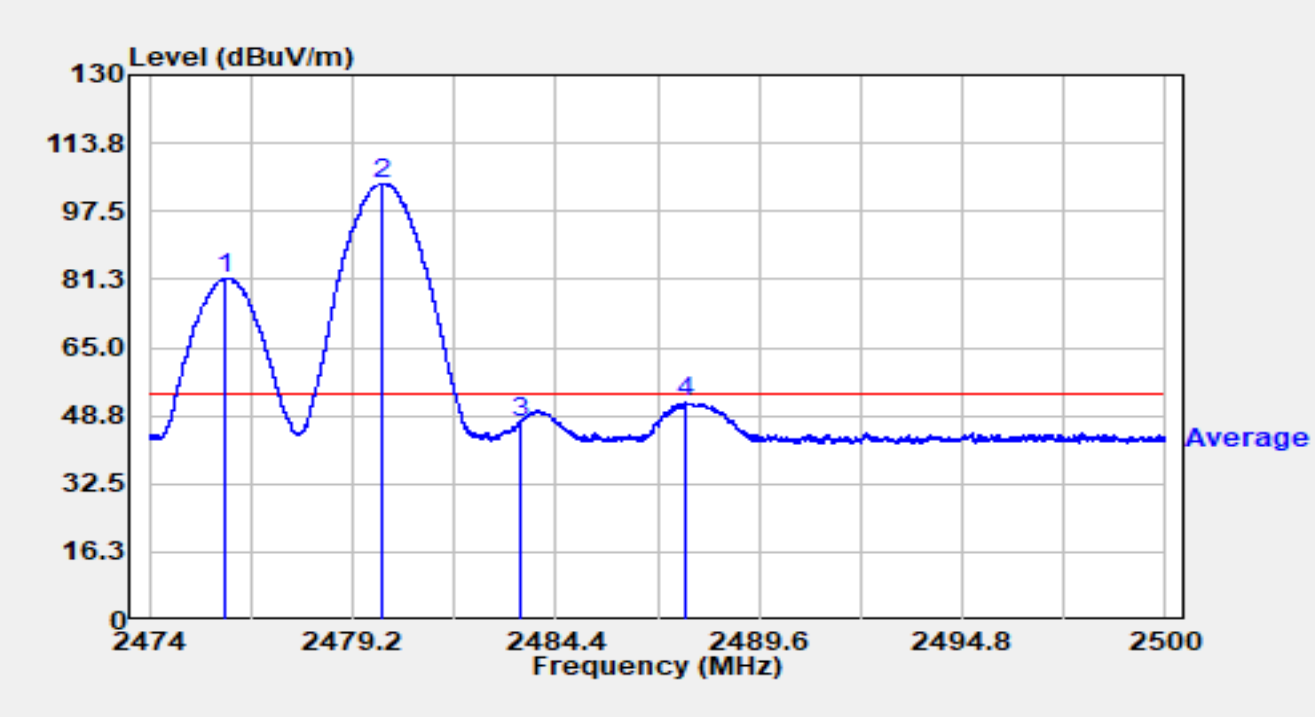

No	Mark	Frequency (MHz)	Reading (dBμV)	C.F (dB/m)	Measurement (dBμV/m)	Margin (dB)	Limit (dBμV/m)	Detector
1		2475.966	49.20	32.39	81.59	N/A	N/A	Average
2		2479.983	71.82	32.38	104.20	N/A	N/A	Average
3		2483.500	14.86	32.38	47.24	-6.76	54.00	Average
4	*	2487.697	19.50	32.38	51.88	-2.12	54.00	Average

Notes:

1. " *", means this data is the worst emission level.
2. C.F (dB/m) = Antenna Factor (dB/m) + Cable Loss (dB).
3. Measurement(dBμV/m) = Reading(dBμV) + C.F (dB/m).

Site	WZ-AC2	Test Date	2024-07-31
Test Engineer	Bob Zhang	Temp./Humidity	25.5°C/56.8%
Factor	BBHA 9120D_1457_1-18GHz	Polarity	Horizontal
EUT	ACCESS POINT	Test Voltage	AC 120V/60Hz
Test Mode	Transmit by at Ant 4 2480MHz Ant 1 2478MHz		

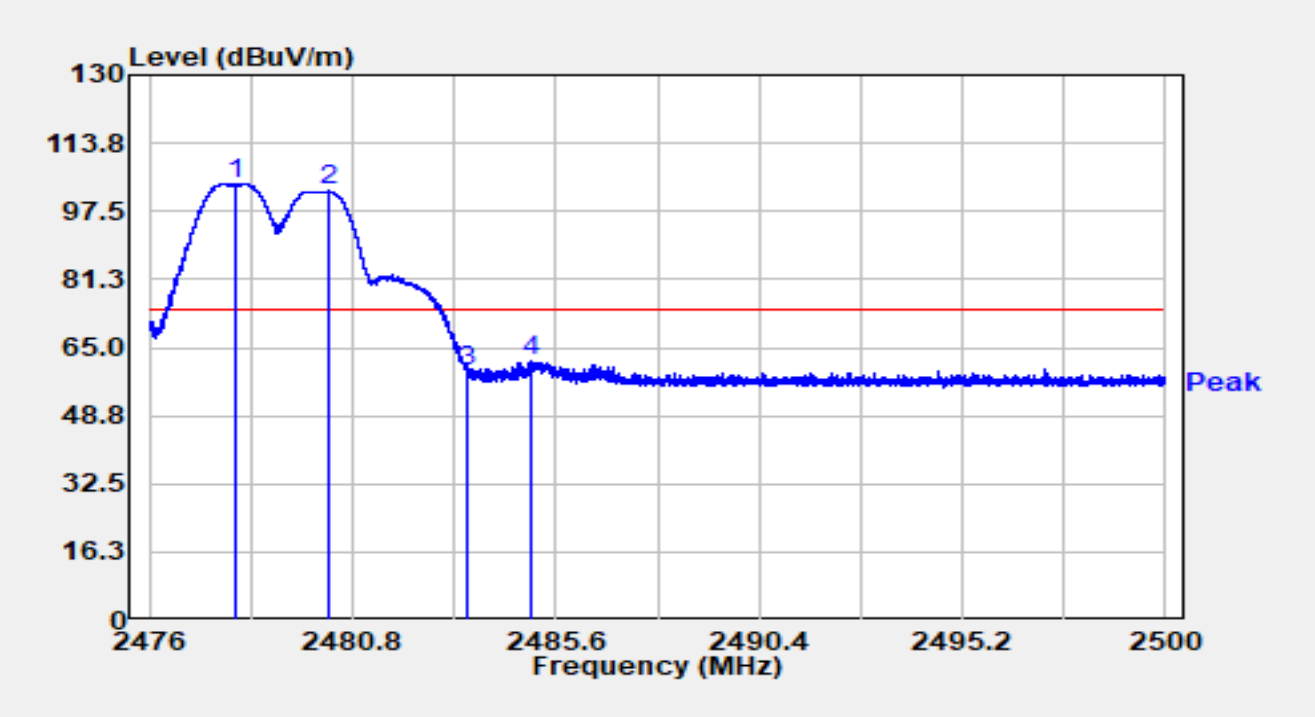

No	Mark	Frequency (MHz)	Reading (dBμV)	C.F (dB/m)	Measurement (dBμV/m)	Margin (dB)	Limit (dBμV/m)	Detector
1		2478.018	71.82	32.38	104.21	N/A	N/A	Peak
2		2480.224	69.91	32.38	102.30	N/A	N/A	Peak
3		2483.500	27.00	32.38	59.38	-14.62	74.00	Peak
4	*	2485.021	29.52	32.38	61.90	-12.10	74.00	Peak

Notes:

1. " *", means this data is the worst emission level.

2. C.F (dB/m) = Antenna Factor (dB/m) + Cable Loss (dB).

3. Measurement(dBμV/m) = Reading(dBμV) + C.F (dB/m).

Site	WZ-AC2	Test Date	2024-07-31
Test Engineer	Bob Zhang	Temp./Humidity	25.5°C/56.8%
Factor	BBHA 9120D_1457_1-18GHz	Polarity	Horizontal
EUT	ACCESS POINT	Test Voltage	AC 120V/60Hz
Test Mode	Transmit by at Ant 4 2480MHz Ant 1 2478MHz		

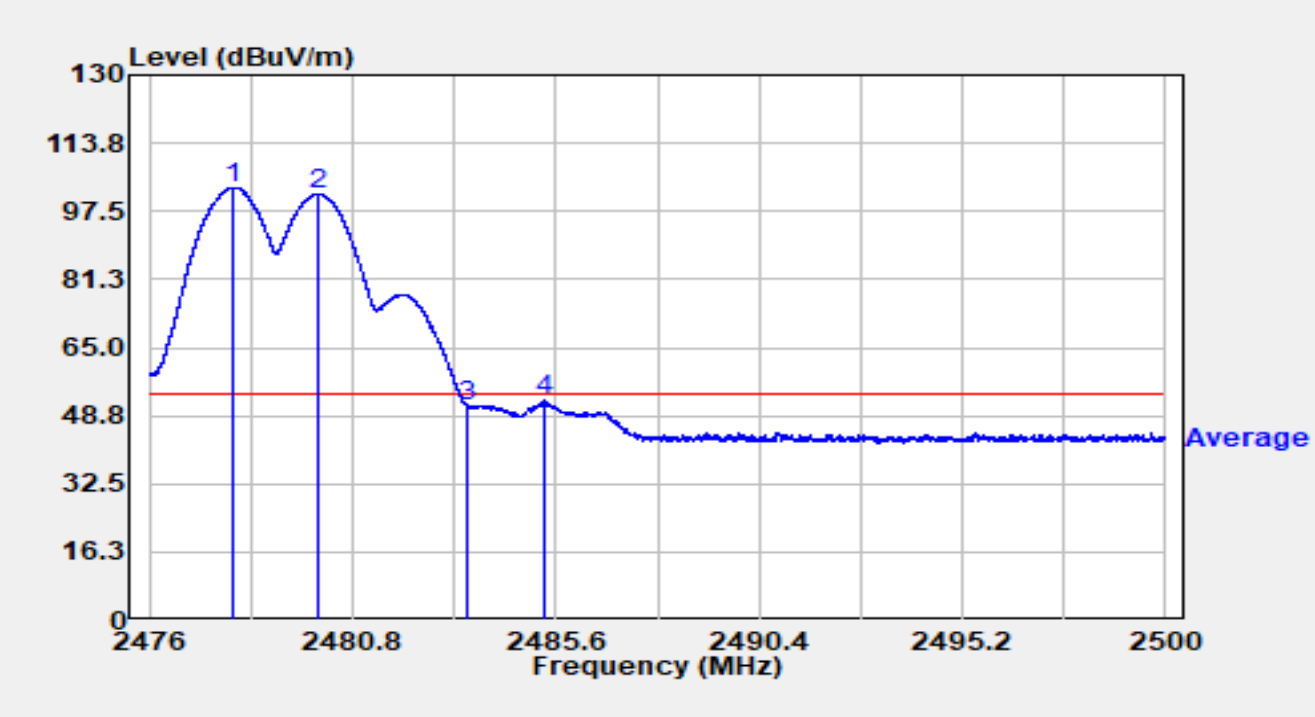

No	Mark	Frequency (MHz)	Reading (dBμV)	C.F (dB/m)	Measurement (dBμV/m)	Margin (dB)	Limit (dBμV/m)	Detector
1		2477.997	70.71	32.38	103.10	N/A	N/A	Average
2		2480.003	69.23	32.38	101.61	N/A	N/A	Average
3		2483.500	18.71	32.38	51.09	-2.91	54.00	Average
4	*	2485.307	19.89	32.38	52.28	-1.72	54.00	Average

Notes:

1. " *", means this data is the worst emission level.
2. C.F (dB/m) = Antenna Factor (dB/m) + Cable Loss (dB).
3. Measurement(dBμV/m) = Reading(dBμV) + C.F (dB/m).

Site	WZ-AC2	Test Date	2024-07-31
Test Engineer	Bob Zhang	Temp./Humidity	25.5°C/56.8%
Factor	BBHA 9120D_1457_1-18GHz	Polarity	Vertical
EUT	ACCESS POINT	Test Voltage	AC 120V/60Hz
Test Mode	Transmit by at Ant 4 2480MHz Ant 1 2478MHz		

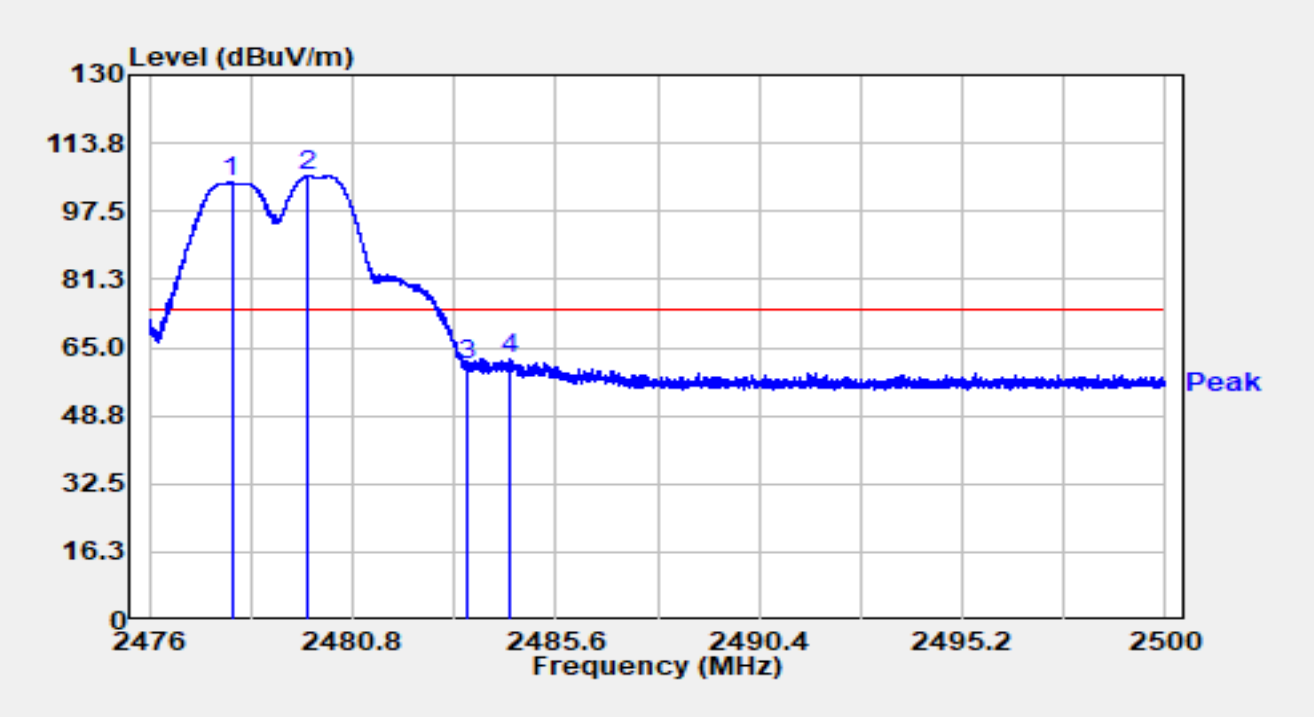

No	Mark	Frequency (MHz)	Reading (dBμV)	C.F (dB/m)	Measurement (dBμV/m)	Margin (dB)	Limit (dBμV/m)	Detector
1		2477.942	72.09	32.38	104.48	N/A	N/A	Peak
2		2479.754	73.51	32.38	105.89	N/A	N/A	Peak
3		2483.500	28.63	32.38	61.01	-12.99	74.00	Peak
4	*	2484.539	30.04	32.38	62.42	-11.58	74.00	Peak

Notes:

1. " *", means this data is the worst emission level.

2. C.F (dB/m) = Antenna Factor (dB/m) + Cable Loss (dB).

3. Measurement(dBμV/m) = Reading(dBμV) + C.F (dB/m).

Site	WZ-AC2	Test Date	2024-07-31
Test Engineer	Bob Zhang	Temp./Humidity	25.5°C/56.8%
Factor	BBHA 9120D_1457_1-18GHz	Polarity	Vertical
EUT	ACCESS POINT	Test Voltage	AC 120V/60Hz
Test Mode	Transmit by at Ant 4 2480MHz Ant 1 2478MHz		

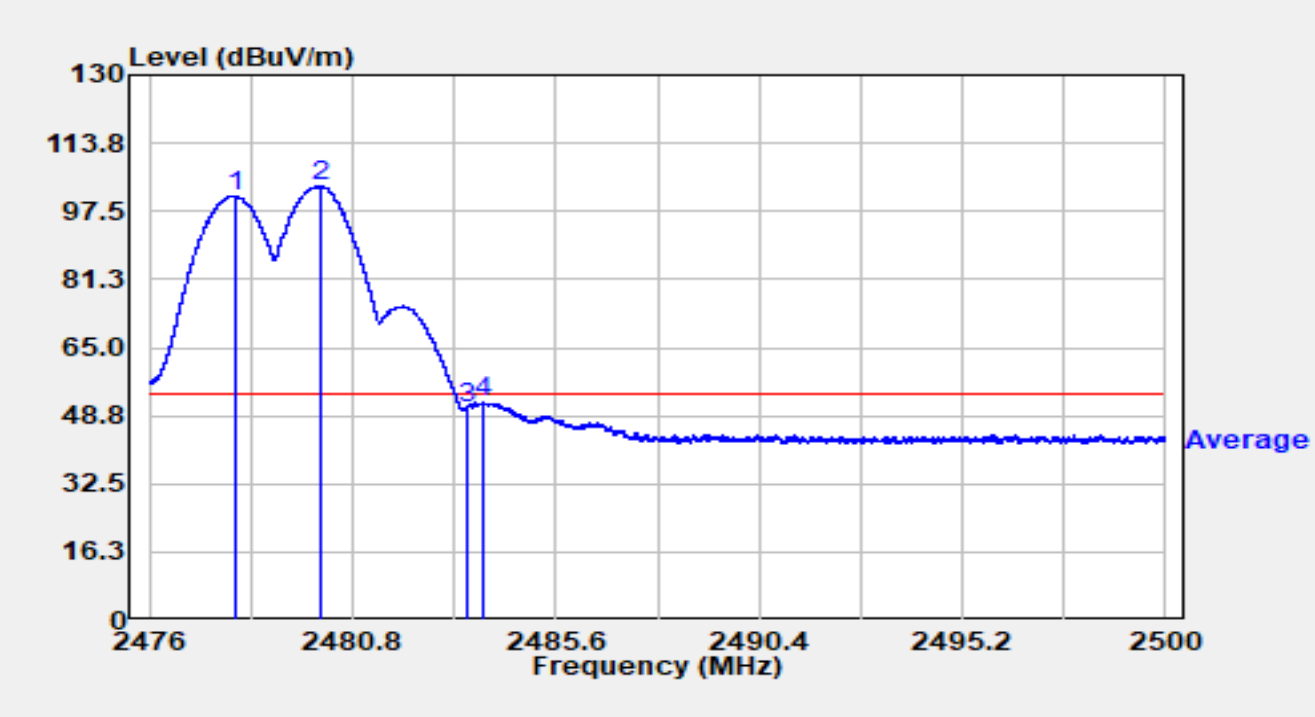

No	Mark	Frequency (MHz)	Reading (dBμV)	C.F (dB/m)	Measurement (dBμV/m)	Margin (dB)	Limit (dBμV/m)	Detector
1		2478.045	68.75	32.38	101.13	N/A	N/A	Average
2		2480.056	71.04	32.38	103.42	N/A	N/A	Average
3		2483.500	18.35	32.38	50.73	-3.27	54.00	Average
4	*	2483.858	19.49	32.38	51.88	-2.12	54.00	Average

Notes:

1. " *", means this data is the worst emission level.

2. C.F (dB/m) = Antenna Factor (dB/m) + Cable Loss (dB).

3. Measurement(dBμV/m) = Reading(dBμV) + C.F (dB/m).

A.8 AC Conducted Emissions Test Result

Site: WZ-SR2	Time: 2024/06/06
Temperature: 24.6°C	Humidity: 60.4%
Limit: FCC_Part15.207_CE_AC Power	Engineer: Linda Wei
Probe: ENV216_101683_Filter Off_C	Polarity: Line
EUT: ACCESS POINT	Power: AC 120V/60Hz
Test Mode: Transmit by BLE at channel 2402MHz	

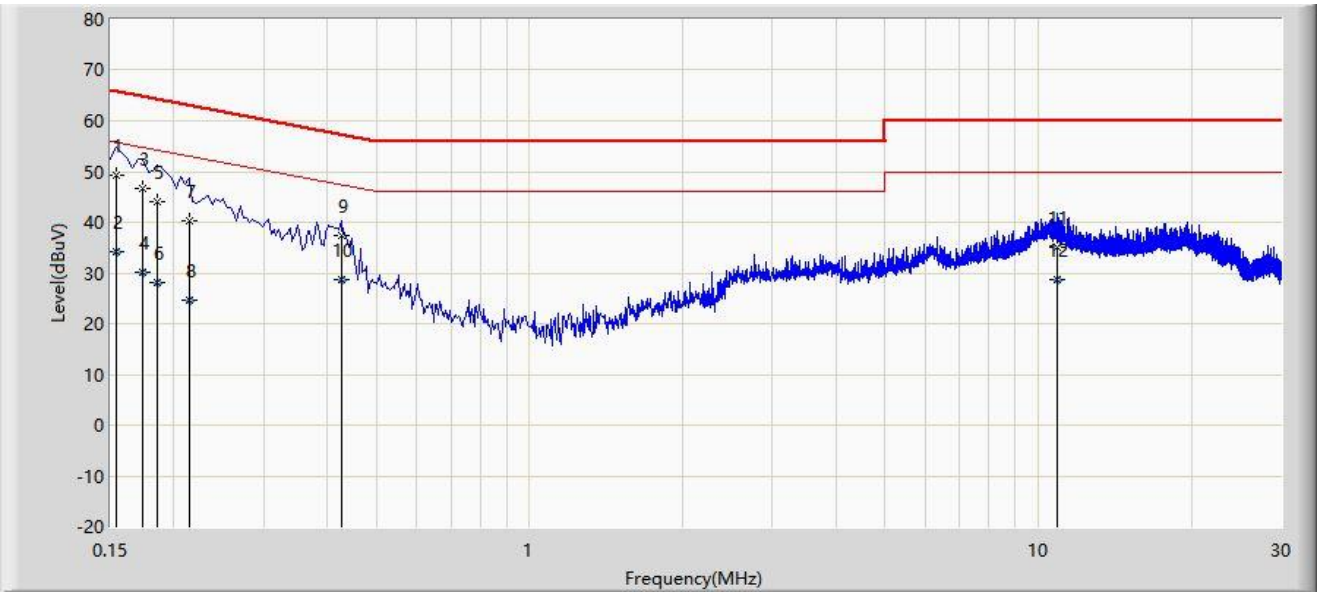

No	Mark	Frequency (MHz)	Measure Level (dBμV)	Reading Level (dBμV)	Margin (dB)	Limit (dBμV)	Factor (dB)	Type
1	*	0.154	49.332	39.513	-16.450	65.781	9.819	QP
2		0.154	34.261	24.442	-21.520	55.781	9.819	AV
3		0.174	46.629	36.812	-18.139	64.767	9.817	QP
4		0.174	30.270	20.453	-24.497	54.767	9.817	AV
5		0.186	43.922	34.106	-20.291	64.213	9.816	QP
6		0.186	28.114	18.297	-26.100	54.213	9.816	AV
7		0.214	40.290	30.469	-22.758	63.049	9.821	QP
8		0.214	24.734	14.913	-28.315	53.049	9.821	AV
9		0.426	37.456	27.561	-19.874	57.330	9.896	QP
10		0.426	28.606	18.710	-18.724	47.330	9.896	AV
11		10.866	35.026	24.634	-24.974	60.000	10.392	QP
12		10.866	28.801	18.409	-21.199	50.000	10.392	AV

Note 1: " * ", means this data is the worst emission level.

Note 2: Measure Level (dBμV) = Reading Level (dBμV) + Factor (dB).

Note 3: Factor (dB) = Cable Loss (dB) + LISN Factor (dB).

Site: WZ-SR2	Time: 2024/06/06
Temperature: 24.6°C	Humidity: 60.4%
Limit: FCC_Part15.207_CE_AC Power	Engineer: Linda Wei
Probe: ENV216_101683_Filter Off_C	Polarity: Neutral
EUT: ACCESS POINT	Power: AC 120V/60Hz
Test Mode: Transmit by BLE at channel 2402MHz	

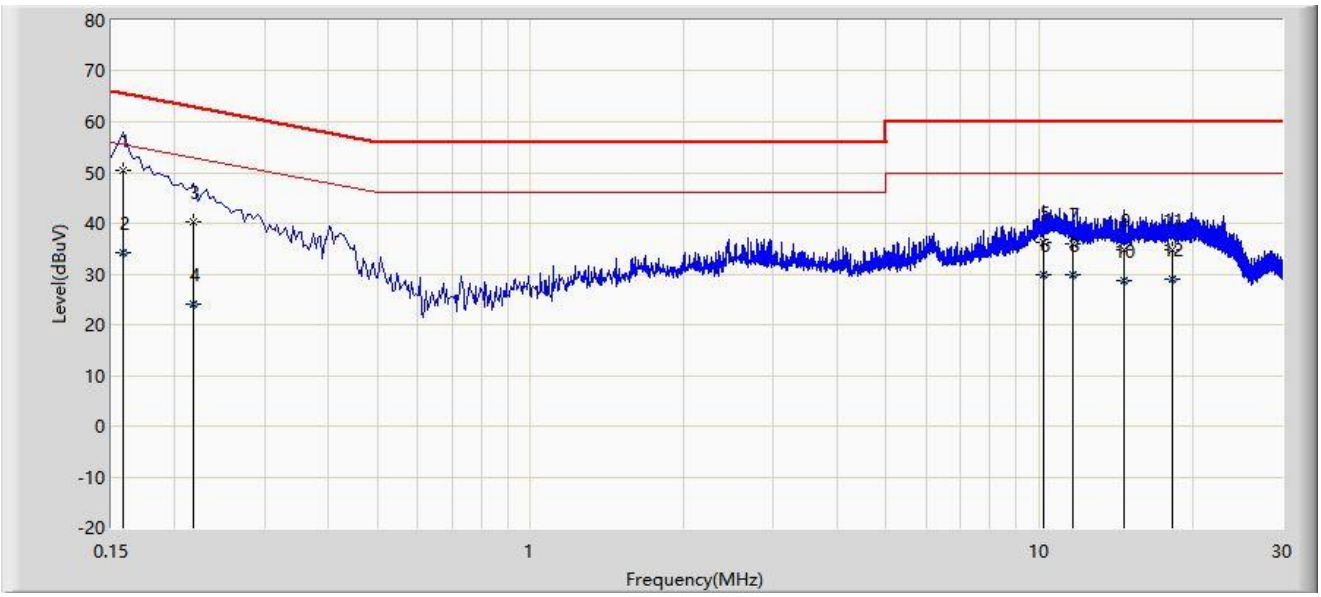

No	Mark	Frequency (MHz)	Measure Level (dBμV)	Reading Level (dBμV)	Margin (dB)	Limit (dBμV)	Factor (dB)	Type
1	*	0.158	50.323	40.199	-15.245	65.568	10.125	QP
2		0.158	34.182	24.057	-21.387	55.568	10.125	AV
3		0.218	40.235	30.134	-22.660	62.895	10.102	QP
4		0.218	24.109	14.008	-28.786	52.895	10.102	AV
5		10.210	36.337	25.709	-23.663	60.000	10.628	QP
6		10.210	29.923	19.295	-20.077	50.000	10.628	AV
7		11.626	35.799	25.114	-24.201	60.000	10.684	QP
8		11.626	29.745	19.061	-20.255	50.000	10.684	AV
9		14.638	34.723	23.918	-25.277	60.000	10.805	QP
10		14.638	28.796	17.991	-21.204	50.000	10.805	AV
11		18.262	34.774	23.687	-25.226	60.000	11.087	QP
12		18.262	28.856	17.768	-21.144	50.000	11.087	AV

Note 1: " * ", means this data is the worst emission level.

Note 2: Measure Level (dBμV) = Reading Level (dBμV) + Factor (dB).

Note 3: Factor (dB) = Cable Loss (dB) + LISN Factor (dB).

Appendix B - Test Setup Photograph

Refer to “2403RSU068-UT” file.

Appendix C - EUT Photograph

Refer to “2403RSU068-UE” file.

The End