DFS MEASUREMENT REPORT

FCC ID:	Q9DAPIN0754
Applicant:	Hewlett Packard Enterprise Company
Product:	ACCESS POINT
Model No.:	APIN0754
Trademark:	Hewlett Packard Enterprise
FCC Classification:	Unlicensed National Information Infrastructure (NII)
FCC Rule Part(s):	Part 15 Subpart E (Section 15.407)
Type of Device:	Master
Result:	Complies
Received Date:	2024-03-29
Test Date:	2024-06-24 ~ 2024-08-01

Reviewed By: Jame Yuan

Approved By: Robin Wu

ACCREDITED
TESTING LABORATORY CERTIFICATE #3628.01

The test results relate only to the samples tested.
This equipment has been shown to be capable of compliance with the applicable technical standards as indicated in the measurement report and was tested in accordance with the measurement procedures specified in KDB 905462. Test results reported herein relate only to the item(s) tested.
The test report shall not be reproduced except in full without the written approval of MRT Technology (Suzhou) Co., Ltd.

Revision History

Report No.	Version	Description	Issue Date	Note
2403RSU068-U15	V01	Initial Report	2024-08-01	Invalid
2403RSU068-U15	V02	Updated the antenna list	2024-08-19	Valid

CONTENTS

Description Page

1. General Information 5

1.1. Applicant 5
1.2. Manufacturer 5
1.3. Testing Facility 5
1.4. Product Information 6
1.5. Radio Specification under Test 6
1.6. Working Frequencies 7
1.7. Description of Antenna RF Port 8
1.8. Antenna Details 9

2. Test Configuration 11

2.1. Test Mode 11
2.2. Test Channel 11
2.3. Applied Standards 11
2.4. Test Environment Condition 11

3. DFS Detection Thresholds and Radar Test Waveforms 12

3.1. Applicability 12
3.2. DFS Devices Requirements 13
3.3. DFS Detection Threshold Values 15
3.4. Parameters of DFS Test Signals 16
3.5. Conducted Test Setup 19

4. Measuring Instrument 20

5. Test Result 21

5.1. Summary 21
5.2. Radar Waveform Calibration Measurement 22
5.2.1. Calibration Setup 22
5.2.2. Calibration Procedure 22
5.2.3. Calibration & Channel Loading Result 22
5.3. NII Detection Bandwidth Measurement 23
5.3.1. Test Limit 23
5.3.2. Test Procedure 23
5.3.3. Test Result 24
5.4. Initial Channel Availability Check Time Measurement 25
5.4.1. Test Limit 25
5.4.2. Test Procedure 25
5.4.3. Test Result 25

5.5. Radar Burst at the Beginning of the Channel Availability Check Time Measurement 26
5.5.1. Test Limit 26
5.5.2. Test Procedure 26
5.5.3. Test Result 26
5.6. Radar Burst at the End of the Channel Availability Check Time Measurement 27
5.6.1. Test Limit 27
5.6.2. Test Procedure 27
5.6.3. Test Result 27
5.7. In-Service Monitoring for Channel Move Time, Channel Closing Transmission Time and Non-Occupancy Period Measurement 28
5.7.1. Test Limit 28
5.7.2. Test Procedure 28
5.7.3. Test Result 28
5.8. Statistical Performance Check Measurement 29
5.8.1. Test Limit 29
5.8.2. Test Procedure 29
5.8.3. Test Result 29
Appendix A – Test Result 30
A.1 Calibration Test Result 30
A.2 Channel Loading Test Result 32
A.3 NII Detection Bandwidth Test Result 34
A.4 Initial Channel Availability Check Time Test Result 40
A.5 Radar Burst at the Beginning of the Channel Availability Check Time Test Result 41
A.6 Radar Burst at the End of the Channel Availability Check Time Test Result 42
A.7 In-Service Monitoring for Channel Move Time, Channel Closing Transmission Time and Non-Occupancy Period Test Result 43
A.8 Statistical Performance Check 47
Appendix B – Test Setup Photograph 206
Appendix C – EUT Photograph 207

1. General Information

1.1. Applicant

Hewlett Packard Enterprise Company

6280 America Center Drive, San Jose CA 95002, United States

1.2. Manufacturer

Hewlett Packard Enterprise Company

6280 America Center Drive, San Jose CA 95002, United States

1.3. Testing Facility

☒	**Test Site – MRT Suzhou Laboratory**
	Laboratory Location (Suzhou - Wuzhong) D8 Building, No.2 Tian'edang Rd., Wuzhong Economic Development Zone, Suzhou, China **Laboratory Location (Suzhou - SIP)** 4b Building, Liando U Valley, No.200 Xingpu Rd., Shengpu Town, Suzhou Industrial Park, China
	Laboratory Accreditations
	A2LA: 3628.01 CNAS: L10551 FCC: CN1166 ISED: CN0001 VCCI: ☐R-20025 ☐G-20034 ☐C-20020 ☐T-20020 ☐R-20141 ☐G-20134 ☐C-20103 ☐T-20104
☐	**Test Site – MRT Shenzhen Laboratory**
	Laboratory Location (Shenzhen) 1G, Building A, Junxiangda Building, Zhongshanyuan Road West, Nanshan District, Shenzhen, China
	Laboratory Accreditations
	A2LA: 3628.02 CNAS: L10551 FCC: CN1284 ISED: CN0105
☐	**Test Site – MRT Taiwan Laboratory**
	Laboratory Location (Taiwan) No. 38, Fuxing 2nd Rd., Guishan Dist., Taoyuan City 333, Taiwan (R.O.C.)
	Laboratory Accreditations
	TAF: 3261 FCC: 291082, TW3261 ISED: TW3261

1.4. Product Information

Product Name	ACCESS POINT
Model No.	APIN0754
Serial No.	VNS3M5804W
Software Version	ArubaOS_Hydra_10.7.0.0_550
Wi-Fi Specification	802.11a/b/g/n/ac/ax/be
Bluetooth Specification	BLE only
ZigBee Specification	802.15.4
GNSS Specification	GPS, Galileo
Antenna Information	Refer to Section 1.8
Power Type	AC Adapter Input or PoE Input
Operating Environment	Indoor Use
Remark: The information of EUT was provided by the manufacturer, and the accuracy of the information shall be the responsibility of the manufacturer.	

1.5. Radio Specification under Test

Frequency Range	For 802.11a/n-HT20/ac-VHT20/ax-HE20/be-EHT20: 5260~5320MHz, 5500~5720MHz For 802.11n-HT40/ac-VHT40/ax-HE40/be-EHT40: 5270~5310MHz, 5510~5710MHz For 802.11ac-VHT80/ax-HE80/be-EHT80: 5290MHz, 5530MHz, 5610 MHz, 5690MHz For 802.11ac-VHT160/ax-HE160/be-EHT160: 5250MHz, 5570MHz
Type of Modulation	802.11a/n/ac: OFDM 802.11ax/be: OFDMA
Data Rate	802.11a: 6/9/12/18/24/36/48/54Mbps 802.11n: up to 600Mbps 802.11ac: up to 3464Mbps 802.11ax: up to 4804Mbps 802.11be: up to 5764Mbps
Power-on cycle	Requires 84.3 seconds to complete its power-on cycle
Uniform Spreading (For DFS Frequency Band)	For the 5250-5350MHz, 5470-5725 MHz bands, the Master device provides, on aggregate, uniform loading of the spectrum across all devices by selecting an operating channel among the available channels using a random algorithm.

1.6. Working Frequencies

802.11a/n-HT20/ac-VHT20/ax-HE20/be-EHT20

Channel	Frequency	Channel	Frequency	Channel	Frequency
52	5260 MHz	56	5280 MHz	60	5300 MHz
64	5320 MHz	100	5500 MHz	104	5520 MHz
108	5540 MHz	112	5560 MHz	116	5580 MHz
120	5600 MHz	124	5620 MHz	128	5640 MHz
132	5660 MHz	136	5680 MHz	140	5700 MHz
144	5720 MHz	--	--	--	--

802.11n-HT40/ac-VHT40/ax-HE40/be-EHT40

Channel	Frequency	Channel	Frequency	Channel	Frequency
54	5270 MHz	62	5310 MHz	102	5510 MHz
110	5550 MHz	118	5590 MHz	126	5630 MHz
134	5670 MHz	142	5710 MHz	--	--

802.11ac-VHT80/ax-HE80/be-EHT80

Channel	Frequency	Channel	Frequency	Channel	Frequency
58	5290 MHz	106	5530 MHz	122	5610 MHz
138	5690 MHz	--	--	--	--

802.11ac-VHT160/ax-HE160/be-EHT160

Channel	Frequency	Channel	Frequency	Channel	Frequency
50	5250 MHz	114	5570 MHz	--	--

1.7. Description of Antenna RF Port



Antenna Port	RF Spec.			
	Wi-Fi 2.4G	Wi-Fi 5G	Wi-Fi 6G	BLE/ZigBee
Ant 1	--	--	--	● (Core 0)
Ant 2	--	--	--	● (Core 1)
Ant 3	GNSS			
Ant 4	--	--		● (Core 1)
6G_Ant 0	--	--	● (Radio 0)	--
6G_Ant 1	--	--	● (Radio 0)	--
6G_Ant 2	--	--	● (Radio 0)	--
6G_Ant 3	--	--	● (Radio 0)	--
2.4/5G_Ant 0	● (Radio 2)	● (Radio 1)	--	--
2.4/5G_Ant 1	● (Radio 2)	● (Radio 1)	--	--
2.4/5G_Ant 2	● (Radio 2)	● (Radio 1)	--	--
2.4/5G_Ant 3	● (Radio 2)	● (Radio 1)	--	--

1.8. Antenna Details

Polarization	Antenna Name	Frequency Band (GHz)	Max Peak Gain (dBi)	CDD Dir Gain (dBi)		BF Dir Gain (dBi)
				For Power	For PSD	
Wi-Fi External Antenna List (4*4 MIMO)						
Omni	AP-ANT-311	2.4 ~ 2.5	3.0	3.0	9.02	9.02
		5.15 ~ 5.9	6.0	6.0	12.02	12.02
		5.9 ~ 7.2	6.0	6.0	12.02	12.02
Omni	AP-ANT-312	2.4 ~ 2.5	3.3	3.3	9.32	9.32
		5.15 ~ 5.9	3.3	3.3	9.32	9.32
		5.9 ~ 7.2	4.1	4.1	10.12	10.12
Omni	AP-ANT-313	2.4 ~ 2.5	3.0	3.0	9.02	9.02
		5.15 ~ 5.9	6.0	6.0	12.02	12.02
		5.9 ~ 7.2	6.0	6.0	12.02	12.02
Omni	AP-ANT-340	2.4 ~ 2.5	4.0	4.0	10.02	10.02
		5.15 ~ 5.9	5.0	5.0	11.02	11.02
		5.9 ~ 7.2	5.0	5.0	11.02	11.02
Directional (Note 4)	AP-ANT-345	2.4 ~ 2.5	6.1	6.1	9.11	9.11
		5.15 ~ 5.9	6.1	6.1	9.11	9.11
		5.9 ~ 7.2	5.4	5.4	8.41	8.41
Directional (Note 4)	AP-ANT-348	2.4 ~ 2.5	7.5	7.5	10.51	10.51
		5.15 ~ 5.9	8.0	8.0	11.01	11.01
		5.9 ~ 7.2	8.0	8.0	11.01	11.01

Note:

1, The EUT supports Cyclic Delay Diversity (CDD) mode, and CDD signals are correlated.

If all antennas have the same gain, G_{ANT}, Directional gain = G_{ANT} + Array Gain, where Array Gain is as follows.

• For power spectral density (PSD) measurements on all devices, Array Gain = 10 log (N_{ANT}/ N_{SS}) dB = 3.01;

• For power measurements on IEEE 802.11 devices, Array Gain = 0 dB for $N_{ANT} \leq 4$;

2, The EUT also supports Beam Forming mode, and the Beam Forming support 802.11n/ac/ax/be, not include 802.11a/b/g.

3, The antenna specification is provided by the applicant.

4, These antennas are cross polarized design and the detail refers to antenna specification.

5, Low gain antenna (AP-ANT-312) was selected to perform all RF testing that can got maximum power setting, high gain different type antenna (AP-ANT-340 & AP-ANT-348) was selected to perform radiated spurious emission and band edge testing. High gain antenna power setting will be reduced according to

difference value of antenna gain declared by applicant.

2. Test Configuration

2.1. Test Mode

Mode 1: Operating under AP mode
Mode 2: Operating under Mesh mode

2.2. Test Channel

Test Mode	Test Channel	Test Frequency
802.11be-EHT20	100	5500 MHz
802.11be-EHT40	102	5510 MHz
802.11be-EHT80	106	5530 MHz
802.11be-EHT160	50	5250 MHz
802.11be-EHT160	114	5570 MHz
802.11ax-HE160	50	5250 MHz
802.11ax-HE160	114	5570 MHz

2.3. Applied Standards

According to the specifications of the manufacturer, the EUT must comply with the requirements of the following standards:

- FCC Part 15.407 Section (h)(2)
- KDB 905462 D02v02
- KDB 905462 D04v01

2.4. Test Environment Condition

Ambient Temperature	15 ~ 35°C
Relative Humidity	20 ~ 75%RH

3. DFS Detection Thresholds and Radar Test Waveforms

3.1. Applicability

The following table from FCC KDB 905462 D02 NII DFS Compliance Procedures New Rules v02 lists the applicable requirements for the DFS testing.

Requirement	Operational Mode		
	Master	Client Without Radar Detection	Client With Radar Detection
Non-Occupancy Period	Yes	Not required	Yes
DFS Detection Threshold	Yes	Not required	Yes
Channel Availability Check Time	Yes	Not required	Not required
U-NII Detection Bandwidth	Yes	Not required	Yes

Table 3-1: Applicability of DFS Requirements Prior to Use of a Channel

Requirement	Operational Mode	
	Master Device or Client With Radar Detection	Client Without Radar Detection
DFS Detection Threshold	Yes	Not required
Channel Closing Transmission Time	Yes	Yes
Channel Move Time	Yes	Yes
U-NII Detection Bandwidth	Yes	Not required

Additional requirements for devices with multiple bandwidth modes	Master Device or Client with Radar Detection	Client Without Radar Detection
U-NII Detection Bandwidth and Statistical Performance Check	All BW modes must be tested	Not required
Channel Move Time and Channel Closing Transmission Time	Test using widest BW mode available	Test using the widest BW mode available for the link
All other tests	Any single BW mode	Not required
Note: Frequencies selected for statistical performance check should include several frequencies within the radar detection bandwidth and frequencies near the edge of the radar detection bandwidth. For 802.11 devices it is suggested to select frequencies in each of the bonded 20 MHz channels and the channel center frequency.		

Table 3-2: Applicability of DFS Requirements during normal operation

3.2. DFS Devices Requirements

Per FCC KDB 905462 D02 NII DFS Compliance Procedures New Rules v02 the following are the requirements for Master Devices:

(a) The Master Device will use DFS in order to detect Radar Waveforms with received signal strength above the DFS Detection Threshold in the 5250 ~ 5350 MHz and 5470 ~ 5725 MHz bands. DFS is not required in the 5150 ~ 5250 MHz or 5725 ~ 5825 MHz bands.

(b) Before initiating a network on a Channel, the Master Device will perform a Channel Availability Check for a specified time duration (Channel Availability Check Time) to ensure that there is no radar system operating on the Channel, using DFS described under subsection a) above.

(c) The Master Device initiates a U-NII network by transmitting control signals that will enable other U-NII devices to Associate with the Master Device.

(d) During normal operation, the Master Device will monitor the Channel (In-Service Monitoring) to ensure that there is no radar system operating on the Channel, using DFS described under a).

(e) If the Master Device has detected a Radar Waveform during In-Service Monitoring as described under d), the Operating Channel of the U-NII network is no longer an Available Channel. The Master Device will instruct all associated Client Device(s) to stop transmitting on this Channel within the Channel Move Time. The transmissions during the Channel Move Time will be limited to the Channel Closing Transmission Time.

(f) Once the Master Device has detected a Radar Waveform it will not utilize the Channel for the duration of the Non-Occupancy Period.

(g) If the Master Device delegates the In-Service Monitoring to a Client Device, then the combination will be tested to the requirements described under d) through f) above.

Channel Move Time and Channel Closing Transmission Time requirements are listed in the following table.

Parameter	Value
Non-occupancy period	Minimum 30 minutes
Channel Availability Check Time	60 seconds
Channel Move Time	10 seconds See Note 1.
Channel Closing Transmission Time	200 milliseconds + an aggregate of 60 milliseconds over remaining 10 second period. See Notes 1 and 2.
U-NII Detection Bandwidth	Minimum 100% of the U-NII 99% transmission power bandwidth. See Note 3.
Note 1: Channel Move Time and the Channel Closing Transmission Time should be performed with Radar Type 0. The measurement timing begins at the end of the Radar Type 0 burst. Note 2: The Channel Closing Transmission Time is comprised of 200 milliseconds starting at the beginning of the Channel Move Time plus any additional intermittent control signals required to facilitate a Channel move (an aggregate of 60 milliseconds) during the remainder of the 10 second period. The aggregate duration of control signals will not count quiet periods in between transmissions. Note 3: During the U-NII Detection Bandwidth detection test, radar type 0 should be used. For each frequency step the minimum percentage of detection is 90 percent. Measurements are performed with no data traffic.	

Table 3-3: DFS Response Requirements

3.3. DFS Detection Threshold Values

The DFS detection thresholds are defined for Master devices and Client Devices with In-service monitoring.

These detection thresholds are listed in the following table.

Maximum Transmit Power	Value (See Notes 1, 2, and 3)
EIRP ≥ 200 milliwatt	-64 dBm
EIRP < 200 milliwatt and power spectral density < 10 dBm/MHz	-62 dBm
EIRP < 200 milliwatt that do not meet the power spectral density requirement	-64 dBm
Note 1: This is the level at the input of the receiver assuming a 0 dBi receive antenna. Note 2: Throughout these test procedures an additional 1 dB has been added to the amplitude of the test transmission waveforms to account for variations in measurement equipment. This will ensure that the test signal is at or above the detection threshold level to trigger a DFS response. Note3: EIRP is based on the highest antenna gain. For MIMO devices refer to KDB Publication 662911 D01.	

Table 3-4: Detection Thresholds for Master Devices and Client Devices with Radar Detection

3.4. Parameters of DFS Test Signals

This section provides the parameters for required test waveforms, minimum percentage of successful detections, and the minimum number of trials that must be used for determining DFS conformance. Step intervals of 0.1 microsecond for Pulse Width, 1 microsecond for PRI, 1 MHz for chirp width and 1 for the number of pulses will be utilized for the random determination of specific test waveforms.

Short Pulse Radar Test Waveforms

Radar Type	Pulse Width (μsec)	PRI (μsec)	Number of Pulses	Minimum Percentage of Successful Detection	Minimum Number of Trials
0	1	1428	18	See Note 1	See Note 1
1	1	Test A: 15 unique PRI values randomly selected from the list of 23 PRI values in Table 3-6	$\text{Roundup}\left\{\left(\frac{1}{360}\right)\cdot\left(\frac{19\cdot 10^6}{\text{PRI}_{\text{usec}}}\right)\right\}$	60%	30
		Test B: 15 unique PRI values randomly selected within the range of 518-3066 μsec, with a minimum increment of 1 μsec, excluding PRI values selected in Test A			
2	1-5	150-230	23-29	60%	30
3	6-10	200-500	16-18	60%	30
4	11-20	200-500	12-16	60%	30
Aggregate (Radar Types 1-4)				80%	120
Note: Short Pulse Radar Type 0 should be used for the detection bandwidth test, channel move time, and channel closing time tests.					

Table 3-5: Parameters for Short Pulse Radar Waveforms

A minimum of 30 unique waveforms are required for each of the Short Pulse Radar Types 2 through 4. If more than 30 waveforms are used for Short Pulse Radar Types 2 through 4, then each additional waveform must also be unique and not repeated from the previous waveforms.

Pulse Repetition Frequency Number	Pulse Repetition Frequency (Pulses Per Second)	Pulse Repetition Interval (Microseconds)
1	1930.5	518
2	1858.7	538
3	1792.1	558
4	1730.1	578
5	1672.2	598
6	1618.1	618
7	1567.4	638
8	1519.8	658
9	1474.9	678
10	1432.7	698
11	1392.8	718
12	1355	738
13	1319.3	758
14	1285.3	778
15	1253.1	798
16	1222.5	818
17	1193.3	838
18	1165.6	858
19	1139	878
20	1113.6	898
21	1089.3	918
22	1066.1	938
23	326.2	3066

Table 3-6: Pulse Repetition Intervals Values for Test A

Long Pulse Radar Test Waveform

Radar Type	Pulse Width (μsec)	Chirp Width (MHz)	PRI (μsec)	Number of Pulses per Burst	Number of Bursts	Minimum Percentage of Successful Detection	Minimum Number of Trials
5	50 - 100	5 - 20	1000 - 2000	1 - 3	8 - 20	80%	30

Table 3-7: Parameters for Long Pulse Radar Waveforms

The parameters for this waveform are randomly chosen. Thirty unique waveforms are required for the Long Pulse Radar Type waveforms. If more than 30 waveforms are used for the Long Pulse Radar Type waveforms, then each additional waveform must also be unique and not repeated from the previous waveforms.

Frequency Hopping Radar Test Waveform

Radar Type	Pulse Width (μsec)	PRI (μsec)	Pulses Per Hop	Hopping Rate (kHz)	Hopping Sequence Length (msec)	Minimum Percentage of Successful Detection	Minimum Number of Trials
6	1	333	9	0.333	300	70%	30

Table 3-8: Parameters for Frequency Hopping Radar Waveforms

For the Frequency Hopping Radar Type, the same Burst parameters are used for each waveform. The hopping sequence is different for each waveform and a 100-length segment is selected from the hopping sequence defined by the following algorithm:

The first frequency in a hopping sequence is selected randomly from the group of 475 integer frequencies from 5250 – 5724MHz. Next, the frequency that was just chosen is removed from the group and a frequency is randomly selected from the remaining 474 frequencies in the group. This process continues until all 475 frequencies are chosen for the set. For selection of a random frequency, the frequencies remaining within the group are always treated as equally likely.

3.5. Conducted Test Setup

The FCC KDB 905462 D02 NII DFS Compliance Procedures New Rules v02 describes a radiated test setup and a conducted test setup. The conducted test setup was used for this testing. Figure 3-1 shows the typical test setup.

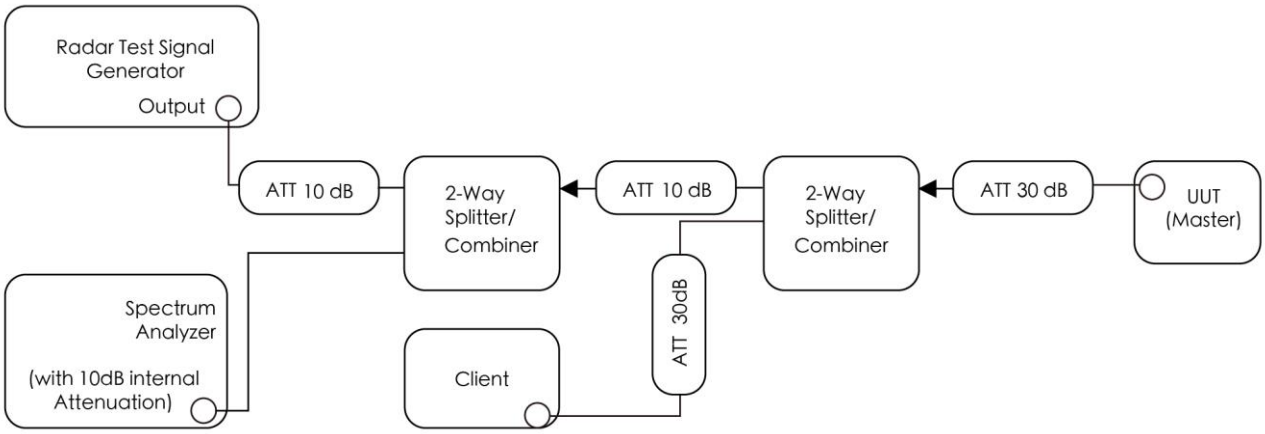

Figure 3-1: Conducted Test Setup where UUT is a Master and Radar Test Waveforms are injected into the Masters

4. Measuring Instrument

Instrument Name	Manufacturer	Model No.	Asset No.	Cali. Interval	Cal. Due Date	Test Site
Shielding Room	HUAMING	WZ-SR4	MRTSUE06441	N/A	N/A	WZ-SR4
Signal Generator	Keysight	N5182B	MRTSUE06451	1 year	2025-06-03	WZ-SR4
Signal Analyzer	Keysight	N9010B	MRTSUE07027	1 year	2024-10-23	WZ-SR4
Thermohygrometer	testo	608-H1	MRTSUE11256	1 year	2024-10-19	WZ-SR4
Signal Analyzer	Agilent	N9020A	MRTSUE06106	1 year	2025-02-03	WZ-SR4

Client Information

Instrument	Manufacturer	Type No.	Certification Number
Wi-Fi Module	Intel	BE200NGW	FCC ID: PD9BE200NG

Software	Version	Manufacturer	Function
DFS Tool	V 6.9.2	Agilent	DFS Test Software
Pulse Sequencer	V 2.0	R&S	DFS Test Software
Signal Studio	V2.2.0.0	Keysight	DFS Test Software

5. Test Result

5.1. Summary

Parameter	Verdict	Reference
NII Detection Bandwidth Measurement	Pass	Section 5.3
Initial Channel Availability Check Time	Pass	Section 5.4
Radar Burst at the Beginning of the Channel Availability Check Time	Pass	Section 5.5
Radar Burst at the End of the Channel Availability Check Time	Pass	Section 5.6
In-Service Monitoring for Channel Move Time, Channel Closing Transmission Time	Pass	Section 5.7
Non-Occupancy Period	Pass	Section 5.7
Statistical Performance Check	Pass	Section 5.8

Note 1: For mesh mode, we just test the In-service monitoring item declared by the applicant.

Note 2: We used the level -60dBm as DFS detection thresholds for all DFS testing.

(The minimum antenna gain is 3.3dBi, so -63dBm + 3.3dBi = -59.7dBm > -60dBm)

Note 3: The conducted test method was used for all items.

5.2. Radar Waveform Calibration Measurement

5.2.1. Calibration Setup

The conducted test setup was used for this calibration testing. Figure 3-2 shows the typical test setup.

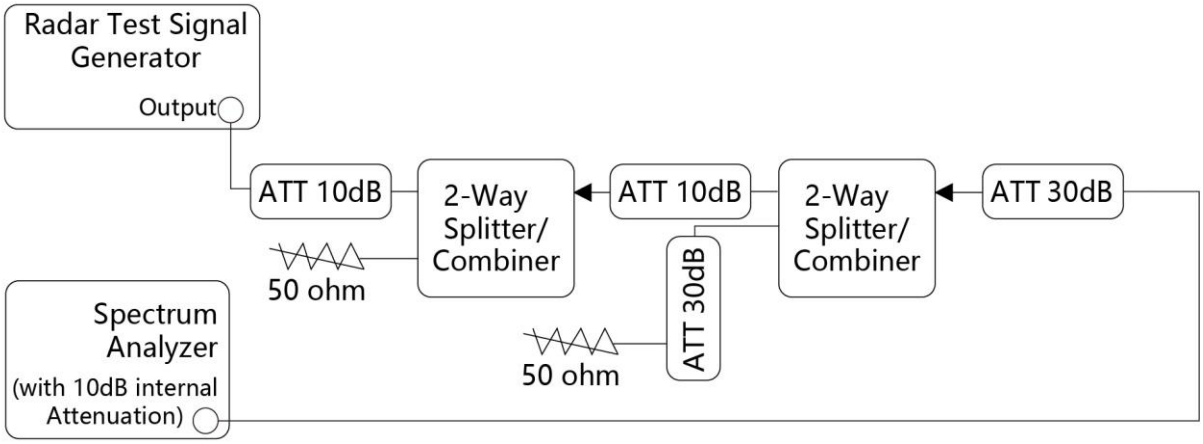

Figure 3-2: Conducted Test Setup

5.2.2. Calibration Procedure

The Interference Radar Detection Threshold Level is (-64dBm) + (0) [dBi] + 1 dB= -63 dBm that had been taken into account the output power range and antenna gain. The above equipment setup was used to calibrate the conducted Radar Waveform. A vector signal generator was utilized to establish the test signal level for each radar type. During this process there were replace 50ohm terminal form Master and Client device and no transmissions by either the Master or Client Device. The spectrum analyzer was switched to the zero span (Time Domain) at the frequency of the Radar Waveform generator. Peak detection was used. The spectrum analyzer resolution bandwidth (RBW) and video bandwidth (VBW) were set to at least 3MHz. The vector signal generator amplitude was set so that the power level measured at the spectrum analyzer was (-64dBm) + (0) [dBi] + 1 dB= -63dBm. Capture the spectrum analyzer plots on short pulse radar types, long pulse radar type and hopping radar waveform.

5.2.3. Calibration & Channel Loading Result

Refer to Appendix A.1&A.2.

5.3. NII Detection Bandwidth Measurement

5.3.1. Test Limit

Minimum 100% of the NII 99% transmission power bandwidth. During the U-NII Detection Bandwidth detection test, each frequency step the minimum percentage of detection is 90 percent. Measurements are performed with no data traffic.

5.3.2. Test Procedure

1. Adjust the equipment to produce a single Burst of any one of the Short Pulse Radar Types 0-4 in Table 3-5 at the center frequency of the EUT Operating Channel at the specified DFS Detection Threshold level.
2. The generating equipment is configured as shown in the Conducted Test Setup above section 3.5.
3. The EUT is set up as a stand-alone device (no associated Client or Master, as appropriate) and no traffic. Frame based systems will be set to a talk/listen ratio reflecting the worst case (maximum) that is user configurable during this test.
4. Generate a single radar Burst, and note the response of the EUT. Repeat for a minimum of 10 trials. The EUT must detect the Radar Waveform using the specified U-NII Detection Bandwidth criterion shown in Table 3-5. In cases where the channel bandwidth may exceed past the DFS band edge on specific channels (i.e., 802.11ac or wideband frame based systems) select a channel that has the entire emission bandwidth within the DFS band. If this is not possible, test the detection BW to the DFS band edge.
5. Starting at the center frequency of the UUT operating Channel, increase the radar frequency in 5 MHz steps, repeating the above test sequence, until the detection rate falls below the U-NII Detection Bandwidth criterion specified in Table 3-3. Repeat this measurement in 1MHz steps at frequencies 5 MHz below where the detection rate begins to fall. Record the highest frequency (denote as F_H) at which detection is greater than or equal to the U-NII Detection Bandwidth criterion. Recording the detection rate at frequencies above F_H is not required to demonstrate compliance.
6. Starting at the center frequency of the EUT operating Channel, decrease the radar frequency in 1 MHz steps, repeating the above item 4 test sequence, until the detection rate falls below the U-NII Detection Bandwidth criterion. Record the lowest frequency (denote as F_L) at which detection is greater than or equal to the U-NII Detection Bandwidth criterion. Recording the detection rate at frequencies below F_L is not required to demonstrate compliance.
7. The U-NII Detection Bandwidth is calculated as follows: U-NII Detection Bandwidth = $F_H – F_L$
8. The U-NII Detection Bandwidth must be at least 100% of the EUT transmitter 99% power, otherwise, the

EUT does not comply with DFS requirements.

5.3.3. Test Result

Refer to Appendix A.3.

5.4. Initial Channel Availability Check Time Measurement

5.4.1. Test Limit

The EUT shall perform a Channel Availability Check to ensure that there is no radar operating on the channel. After power-up sequence, receive at least 1 minute on the intended operating frequency.

5.4.2. Test Procedure

1. The U-NII devices will be powered on and be instructed to operate on the appropriate U-NII Channel that must incorporate DFS functions. At the same time the EUT is powered on, the spectrum analyzer will be set to zero span mode with a 3 MHz RBW and 3 MHz VBW on the Channel occupied by the radar (Chr) with a 2.5 minutes sweep time. The spectrum analyzer's sweep will be started at the same time power is applied to the U-NII device.
2. The EUT should not transmit any beacon or data transmissions until at least 1 minute after the completion of the power-on cycle.
3. Confirm that the EUT initiates transmission on the channel. Measurement system showing its nominal noise floor is marker1.

5.4.3. Test Result

Refer to Appendix A.4.

5.5. Radar Burst at the Beginning of the Channel Availability Check Time Measurement

5.5.1. Test Limit

In beginning of the Channel Availability Check (CAC) Time, radar is detected on this channel, select another intended channel and perform a CAC on that channel.

5.5.2. Test Procedure

1. The steps below define the procedure to verify successful radar detection on the selected Channel during a period equal to the Channel Availability Check Time and avoidance of operation on that Channel when a radar Burst with a level equal to the DFS Detection Threshold + 1 dB occurs at the beginning of the Channel Availability Check Time.
2. The EUT is in completion power-up cycle (from T0 to T1). T1 denotes the instant when the EUT has completed its power-up sequence. The Channel Availability Check Time commences at instant T1 and will end no sooner than T1 + 60 seconds. A single Burst of one of Short Pulse Radar Types 0-4 at DFS Detection Threshold + 1 dB will commence within a 6 second window starting at T1.
3. Visual indication on the EUT of successful detection of the radar Burst will be recorded and reported. Observation of emissions will continue for 2.5 minutes after the radar Burst has been generated. Verify that during the 2.5 minutes measurement window no EUT transmissions occurred.

5.5.3. Test Result

Refer to Appendix A.5.

5.6. Radar Burst at the End of the Channel Availability Check Time Measurement

5.6.1. Test Limit

In the end of Channel Availability Check (CAC) Time, radar is detected on this channel, select another intended channel and perform a CAC on that channel.

5.6.2. Test Procedure

1. The steps below define the procedure to verify successful radar detection on the selected Channel during a period equal to the Channel Availability Check Time and avoidance of operation on that Channel when a radar Burst with a level equal to the DFS Detection Threshold + 1 dB occurs at the beginning of the Channel Availability Check Time.
2. The EUT is powered on at T0. T1 denotes the instant when the EUT has completed its power-up sequence. The Channel Availability Check Time commences at instant T1 and will end no sooner thanT1 + 60 seconds. A single Burst of one of Short Pulse Radar Types 0-4 at DFS Detection Threshold + 1 dB will commence within a 6 second window starting at T1+ 54 seconds.
3. Visual indication on the EUT of successful detection of the radar Burst will be recorded and reported. Observation of emissions will continue for 2.5 minutes after the radar Burst has been generated. Verify that during the 2.5 minutes measurement window no EUT transmissions occurred.

5.6.3. Test Result

Refer to Appendix A.6.

5.7. In-Service Monitoring for Channel Move Time, Channel Closing Transmission Time and Non-Occupancy Period Measurement

5.7.1. Test Limit

The EUT has In-Service Monitoring function to continuously monitor the radar signals. If the radar is detected, must leave the channel (Shutdown). The Channel Move Time to cease all transmissions on the current channel upon detection of a Radar Waveform above the DFS Detection Threshold within 10 sec. The total duration of Channel Closing Transmission Time is 260ms, consisting of data signals and the aggregate of control signals, by a U-NII device during the Channel Move Time. The Non-Occupancy Period time is 30 minutes during which a Channel will not be utilized after a Radar Waveform is detected on that Channel.

5.7.2. Test Procedure

1. The test should be performed with Radar Type 0. The measurement timing begins at the end of the Radar Type 0.
2. When the radar burst with a level equal to the DFS Detection Threshold + 1dB is generated on the Operating Channel of the U-NII device. A U-NII device operating as a Master Device will associate with the Client Device at Channel. Stream the MPEG test file from the Master Device to the Client Device on the selected Channel for the entire period of the test. At time T0 the Radar Waveform generator sends a Burst of pulses for each of the radar types at Detection Threshold + 1dB.
3. Observe the transmissions of the EUT at the end of the radar Burst on the Operating Channel. Measure and record the transmissions from the EUT during the observation time (Channel Move Time).
4. Measurement of the aggregate duration of the Channel Closing Transmission Time method. With the spectrum analyzer set to zero span tuned to the center frequency of the EUT operating channel at the radar simulated frequency, peak detection, and max hold, the dwell time per bin is given by: Dwell (1.5ms) = S (12 sec) / B (8000); where Dwell is the dwell time per spectrum analyzer sampling bin, S is the sweep time and B is the number of spectrum analyzer sampling bins. An upper bound of the aggregate duration of the intermittent control signals of Channel Closing Transmission Time is calculated by: C = N X Dwell; where C is the Closing Time, N is the number of spectrum analyzer sampling bins showing a U-NII transmission and Dwell is the dwell time per bin.
5. Measure the EUT for more than 30 minutes following the channel close/move time to verify that the EUT does not resume any transmissions on this Channel.

5.7.3. Test Result

Refer to Appendix A.7.

5.8. Statistical Performance Check Measurement

5.8.1. Test Limit

The minimum percentage of successful detection requirements found in below table when a radar burst with a level equal to the DFS Detection Threshold + 1dB is generated on the Operating Channel of the U-NII device (In- Service Monitoring).

Radar Type	Minimum Number of Trails	Detection Probability
0	30	Pd ≥ 60%
1	30(15 of test A and 15 of test B)	Pd ≥ 60%
2	30	Pd ≥ 60%
3	30	Pd ≥ 60%
4	30	Pd ≥ 60%
Aggregate (Radar Types 1-4)	120	Pd ≥ 80%
5	30	Pd ≥ 80%
6	30	Pd ≥ 70%
Note: The percentage of successful detection is calculated by: (Total Waveform Detections / Total Waveform Trails) * 100 = Probability of Detection Radar Waveform In addition an aggregate minimum percentage of successful detection across all Short Pulse Radar Types 1-4 is required and is calculated as follows: (Pd1 + Pd2 + Pd3 + Pd4) / 4.		

5.8.2. Test Procedure

1. Stream the MPEG test file from the Master Device to the Client Device on the test Channel for the entire period of the test.
2. At time T0 the Radar Waveform generator sends the individual waveform for each of the Radar Types 1-6, at levels equal to the DFS Detection Threshold + 1dB, on the Operating Channel.
3. Observe the transmissions of the EUT at the end of the Burst on the Operating Channel for duration greater than 10 seconds for Short Pulse Radar Types 0 to ensure detection occurs.
4. Observe the transmissions of the EUT at the end of the Burst on the Operating Channel for duration greater than 22 seconds for Long Pulse Radar Type 5 to ensure detection occurs.
5. The device can utilize a test mode to demonstrate when detection occurs to prevent the need to reset the device between trial runs.
6. The Minimum number of trails, minimum percentage of successful detection and the average minimum percentage of successful detection are found in below table

5.8.3. Test Result

Refer to Appendix A.8.

Appendix A – Test Result

A.1 Calibration Test Result

Test Site	WZ-SR4	Test Engineer	Jake Lan
Test Date	2024-06-24~2024-07-03	Test Item	Radar Waveform Calibration

Radar Waveform Calibration	
Radar #0	Radar #1(Test A) PRI = 3066us and the number of pulses = 18
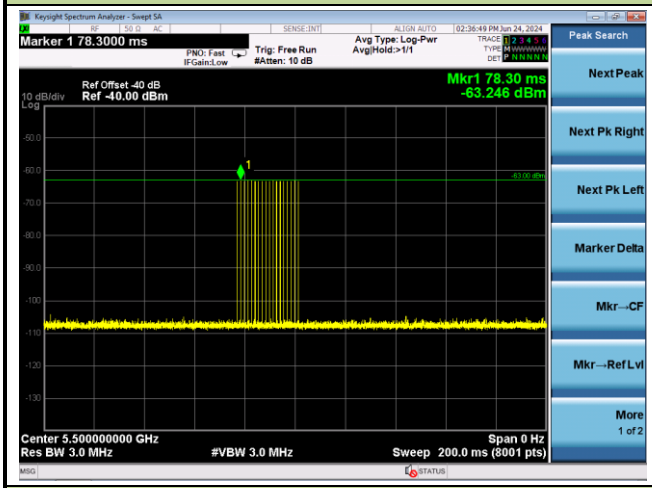	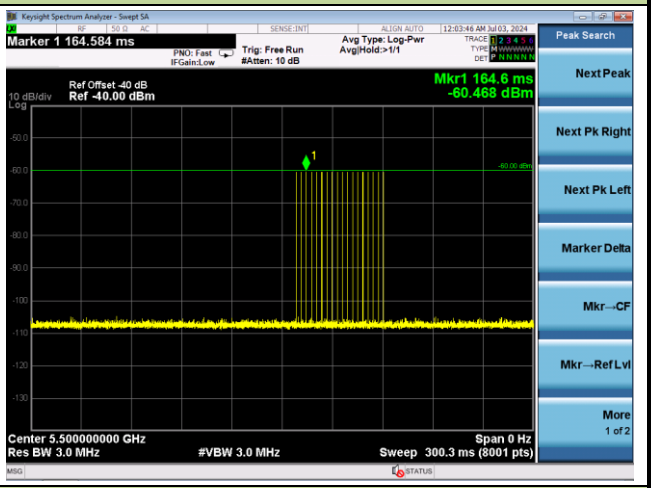
Radar #1(Test B) PRI = 2006us and the number of pulses = 27	Radar #2
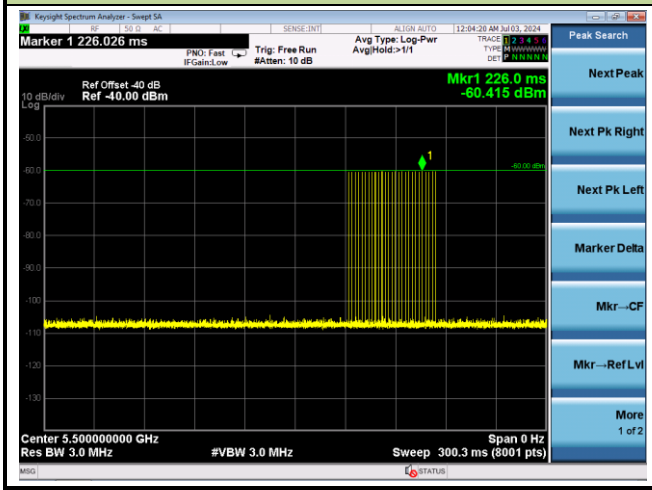	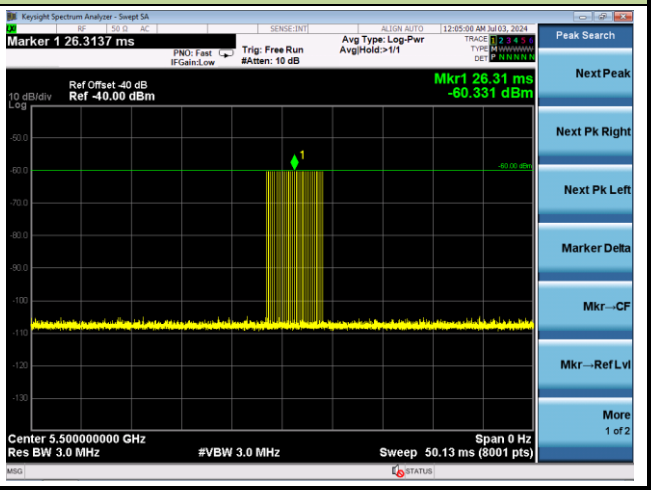

Radar #3	Radar #4
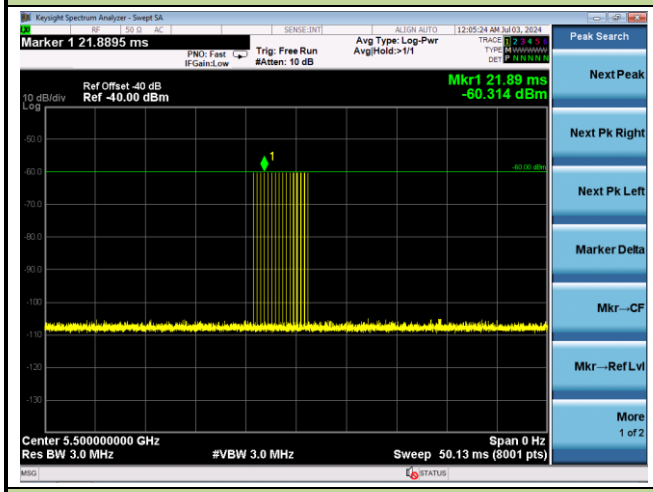	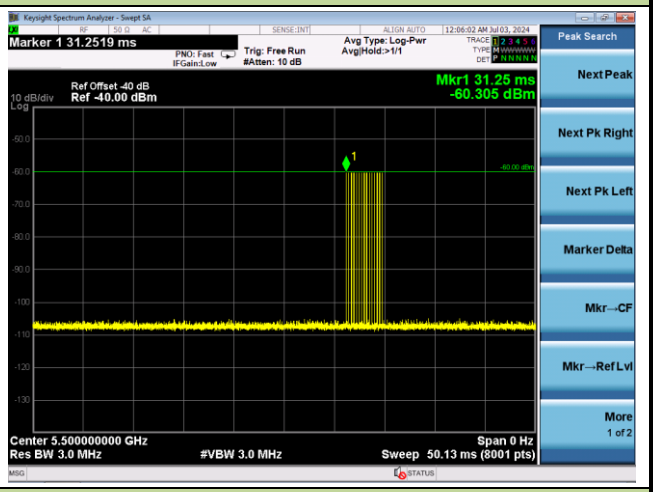
Radar #5	**Radar #6**
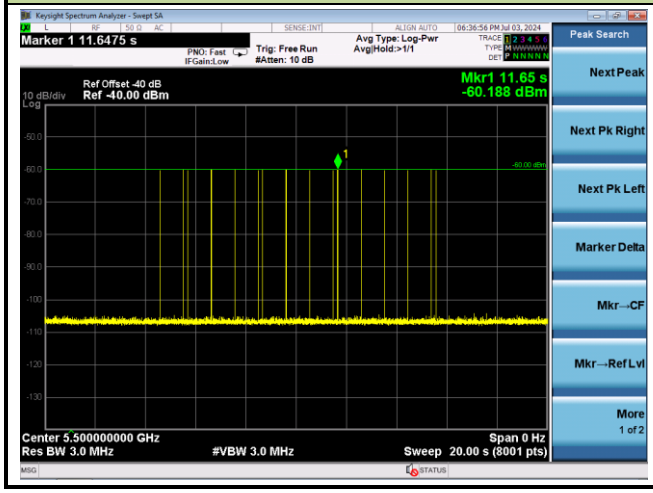	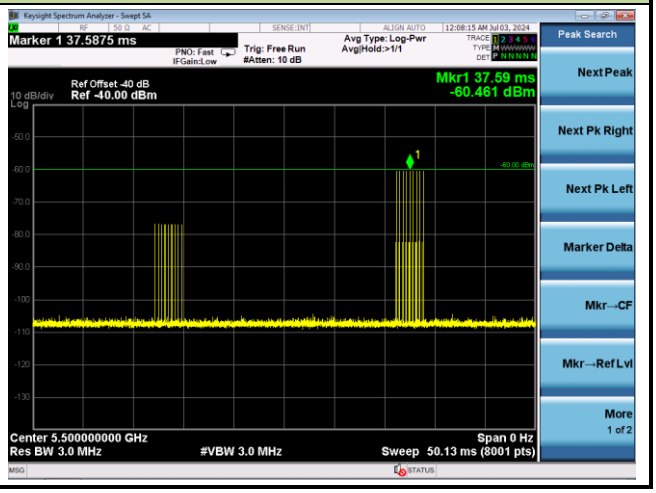

A.2 Channel Loading Test Result

Test Site	WZ-SR4	Test Engineer	Jake Lan
Test Date	2024-06-29~2024-07-16	Test Item	Channel Loading

802.11be-EHT20 (5500MHz)

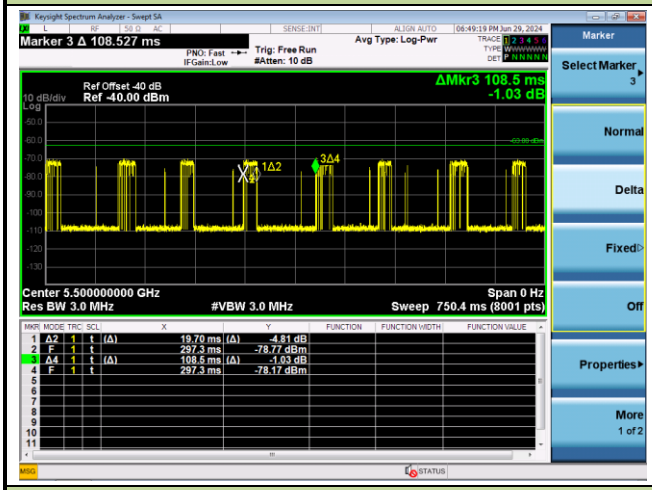

802.11be-EHT40 (5510MHz)

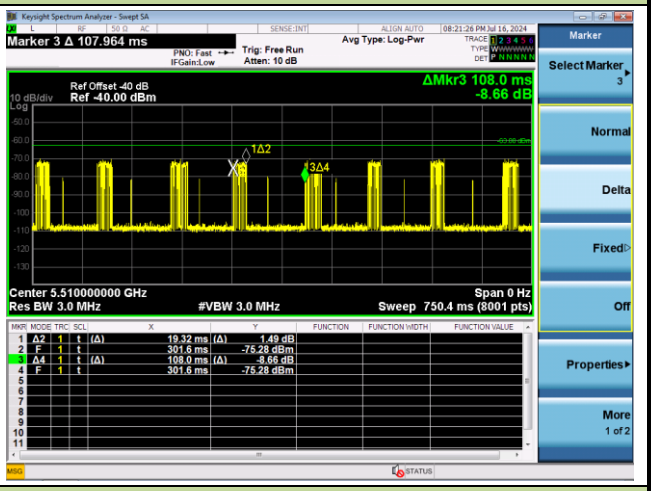

802.11be-EHT80 (5530MHz)

802.11be-EHT160 (5250MHz)

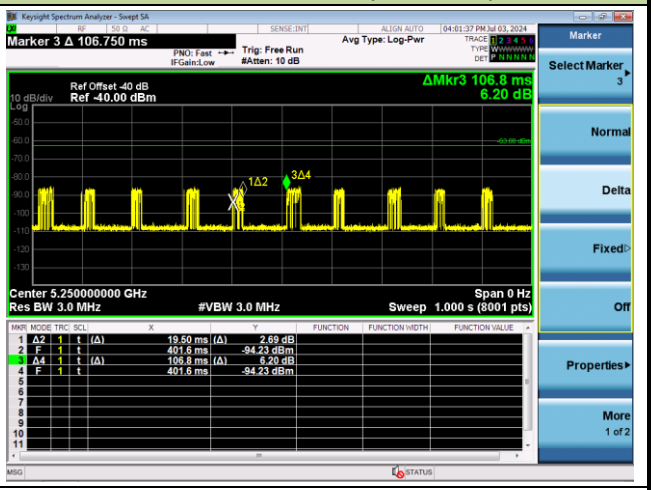

802.11be-EHT160 (5570MHz)

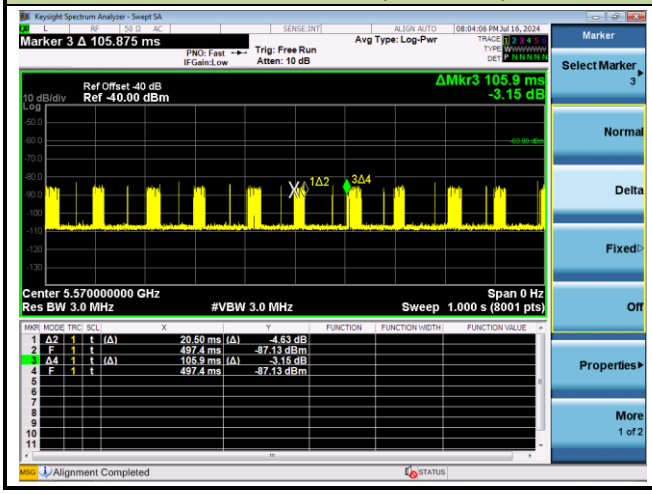

Test Mode	Test Frequency	Packet ratio	Requirement ratio	Test Result
802.11be-EHT20	5500 MHz	18.16%	≥ 17%	Pass
802.11be-EHT40	5510 MHz	17.89%	≥ 17%	Pass
802.11be-EHT80	5530 MHz	18.90%	≥ 17%	Pass
802.11be-EHT160	5250 MHz	18.26%	≥ 17%	Pass
802.11be-EHT160	5570 MHz	19.38%	≥ 17%	Pass
Note: System testing was performed with the designated iperf test file. This file is used by IP and Frame based systems for loading the test channel during the In-service compliance testing of the U-NII device. Packet ratio = Time On / (Time On + Off Time).				

A.3 NII Detection Bandwidth Test Result

Test Site	WZ-SR4	Test Engineer	Jake Lan
Test Date	2024-07-03		
Test Item	Detection Bandwidth (802.11be-EHT20 mode - 5500MHz)		

Radar Frequency (MHz)	DFS Detection Trials (1=Detection, 0= No Detection)										
	1	2	3	4	5	6	7	8	9	10	Detection Rate (%)
5490	0	0	0	0	0	0	0	0	0	0	0
5490.4 FL	1	1	1	1	1	1	1	1	1	1	100
5491	1	1	1	1	1	1	1	1	1	1	100
5492	1	1	1	1	1	1	1	1	1	1	100
5493	1	1	1	1	1	1	1	1	1	1	100
5494	1	1	1	1	1	1	1	1	1	1	100
5495	1	1	1	1	1	1	1	1	1	1	100
5500	1	1	1	1	1	1	1	1	1	1	100
5505	1	1	1	1	1	1	1	1	1	1	100
5506	1	1	1	1	1	1	1	1	1	1	100
5507	1	1	1	1	1	1	1	1	1	1	100
5508	1	1	1	1	1	1	1	1	1	1	100
5509	1	1	1	1	1	1	1	1	1	1	100
5509.6 FH	1	1	1	1	1	1	1	1	1	1	100
5510	0	0	0	0	0	0	0	0	0	0	0

Note 1: All NII channels for this device have identical Channel bandwidths. Therefore, all DFS testing was done at 5500MHz. The 99% channel bandwidth is 19.116MHz. (See the 99% BW section of the RF report for further measurement details).

Note 2: Detection Bandwidth = F_H - F_L = 5509.6MHz – 5490.4MHz = 19.2MHz

Note 3: NII Detection Bandwidth Min. Limit (MHz): 19.116MHz.

Test Site	WZ-SR4	Test Engineer	Jake Lan
Test Date	2024-07-03		
Test Item	Detection Bandwidth (802.11be-EHT40 mode - 5510MHz)		

Radar Frequency (MHz)	DFS Detection Trials (1=Detection, 0= No Detection)										
	1	2	3	4	5	6	7	8	9	10	Detection Rate (%)
5490 FL	1	1	1	1	1	1	1	1	1	1	100
5495	1	1	1	1	1	1	1	1	1	1	100
5500	1	1	1	1	1	1	1	1	1	1	100
5505	1	1	1	1	1	1	1	1	1	1	100
5510	1	1	1	1	1	1	1	1	1	1	100
5515	1	1	1	1	1	1	1	1	1	1	100
5520	1	1	1	1	1	1	1	1	1	1	100
5525	1	1	1	1	1	1	1	1	1	1	100
5530 FH	1	1	1	1	1	1	1	1	1	1	100

Note 1: All NII channels for this device have identical Channel bandwidths. Therefore, all DFS testing was done at 5510MHz. The 99% channel bandwidth is 37.723MHz. (See the 99% BW section of the RF report for further measurement details).

Note 2: Detection Bandwidth = F_H - F_L = 5530MHz - 5490MHz = 40MHz.

Note 3: NII Detection Bandwidth Min. Limit (MHz): 37.723MHz.

Test Site	WZ-SR4	Test Engineer	Jake Lan
Test Date	2024-07-03		
Test Item	Detection Bandwidth (802.11be-EHT80 mode - 5530MHz)		

Radar Frequency (MHz)	DFS Detection Trials (1=Detection, 0= No Detection)										
	1	2	3	4	5	6	7	8	9	10	Detection Rate (%)
5490	0	0	0	0	0	0	0	0	0	0	0
5491 FL	1	1	1	1	1	1	1	1	1	1	100
5492	1	1	1	1	1	1	1	1	1	1	100
5493	1	1	1	1	1	1	1	1	1	1	100
5494	1	1	1	1	1	1	1	1	1	1	100
5495	1	1	1	1	1	1	1	1	1	1	100
5500	1	1	1	1	1	1	1	1	1	1	100
5505	1	1	1	1	1	1	1	1	1	1	100
5510	1	1	1	1	1	1	1	1	1	1	100
5515	1	1	1	1	1	1	1	1	1	1	100
5520	1	1	1	1	1	1	1	1	1	1	100
5525	1	1	1	1	1	1	1	1	1	1	100
5530	1	1	1	1	1	1	1	1	1	1	100
5535	1	1	1	1	1	1	1	1	1	1	100
5540	1	1	1	1	1	1	1	1	1	1	100
5545	1	1	1	1	1	1	1	1	1	1	100
5550	1	1	1	1	1	1	1	1	1	1	100
5555	1	1	1	1	1	1	1	1	1	1	100
5560	1	1	1	1	1	1	1	1	1	1	100
5565	1	1	1	1	1	1	1	1	1	1	100
5566	1	1	1	1	1	1	1	1	1	1	100
5567	1	1	1	1	1	1	1	1	1	1	100
5568	1	1	1	1	1	1	1	1	1	1	100
5569 FH	1	1	1	1	1	1	1	1	1	1	100
5570	0	0	0	0	0	0	0	0	0	0	0

Note 1: All NII channels for this device have identical Channel bandwidths. Therefore, all DFS testing was done at 5530MHz. The 99% channel bandwidth is 77.064MHz. (See the 99% BW section of the RF report for further measurement details).

Note 2: Detection Bandwidth = F_H - F_L = 5569MHz - 5491MHz = 78MHz.

Note 3: NII Detection Bandwidth Min. Limit (MHz): 77.064MHz.

Test Site	WZ-SR4	Test Engineer	Jake Lan
Test Date	2024-07-03		
Test Item	Detection Bandwidth (802.11be-EHT160 mode - 5250MHz)		

Radar Frequency (MHz)	DFS Detection Trials (1=Detection, 0= No Detection)										
	1	2	3	4	5	6	7	8	9	10	Detection Rate (%)
5250 FL	1	1	1	1	1	1	1	1	1	1	100
5255	1	1	1	1	1	1	1	1	1	1	100
5260	1	1	1	1	1	1	1	1	1	1	100
5265	1	1	1	1	1	1	1	1	1	1	100
5270	1	1	1	1	1	1	1	1	1	1	100
5275	1	1	1	1	1	1	1	1	1	1	100
5280	1	1	1	1	1	1	1	1	1	1	100
5285	1	1	1	1	1	1	1	1	1	1	100
5290	1	1	1	1	1	1	1	1	1	1	100
5295	1	1	1	1	1	1	1	1	1	1	100
5300	1	1	1	1	1	1	1	1	1	1	100
5305	1	1	1	1	1	1	1	1	1	1	100
5310	1	1	1	1	1	1	1	1	1	1	100
5315	1	1	1	1	1	1	1	1	1	1	100
5320	1	1	1	1	1	1	1	1	1	1	100
5325	1	1	1	1	1	1	1	1	1	1	100
5326	1	1	1	1	1	1	1	1	1	1	100
5327	1	1	1	1	1	1	1	1	1	1	100
5328	1	1	1	1	1	1	1	1	1	1	100
5329 FH	1	1	1	1	1	1	1	1	1	1	100
5330	0	0	0	0	0	0	0	0	0	0	0

Note 1: All NII channels for this device have identical Channel bandwidths. Therefore, all DFS testing was done at 5250MHz. The 99% channel bandwidth within U-NII Band-2A is 77.95MHz (99% BW / 2 = 155.90MHz / 2 = 77.95MHz). (See the 99% BW section of the RF report for further measurement details).

Note 2: Detection Bandwidth = F_H - F_L = 5329MHz - 5250MHz = 79MHz.

Note 3: NII Detection Bandwidth Min. Limit (MHz): 77.95MHz.

Test Site	WZ-SR4	Test Engineer	Jake Lan
Test Date	2024-07-03		
Test Item	Detection Bandwidth (802.11be-EHT160 mode - 5570MHz)		

Radar Frequency (MHz)	DFS Detection Trials (1=Detection, 0= No Detection)										
	1	2	3	4	5	6	7	8	9	10	Detection Rate (%)
5490	0	0	0	0	0	0	0	0	0	0	0
5491 FL	1	1	1	1	1	1	1	1	1	1	100
5492	1	1	1	1	1	1	1	1	1	1	100
5493	1	1	1	1	1	1	1	1	1	1	100
5494	1	1	1	1	1	1	1	1	1	1	100
5495	1	1	1	1	1	1	1	1	1	1	100
5495	1	1	1	1	1	1	1	1	1	1	100
5505	1	1	1	1	1	1	1	1	1	1	100
5510	1	1	1	1	1	1	1	1	1	1	100
5515	1	1	1	1	1	1	1	1	1	1	100
5520	1	1	1	1	1	1	1	1	1	1	100
5525	1	1	1	1	1	1	1	1	1	1	100
5530	1	1	1	1	1	1	1	1	1	1	100
5535	1	1	1	1	1	1	1	1	1	1	100
5540	1	1	1	1	1	1	1	1	1	1	100
5545	1	1	1	1	1	1	1	1	1	1	100
5550	1	1	1	1	1	1	1	1	1	1	100
5555	1	1	1	1	1	1	1	1	1	1	100
5560	1	1	1	1	1	1	1	1	1	1	100
5565	1	1	1	1	1	1	1	1	1	1	100
5570	1	1	1	1	1	1	1	1	1	1	100
5575	1	1	1	1	1	1	1	1	1	1	100
5580	1	1	1	1	1	1	1	1	1	1	100
5585	1	1	1	1	1	1	1	1	1	1	100
5590	1	1	1	1	1	1	1	1	1	1	100
5595	1	1	1	1	1	1	1	1	1	1	100
5600	1	1	1	1	1	1	1	1	1	1	100
5605	1	1	1	1	1	1	1	1	1	1	100
5610	1	1	1	1	1	1	1	1	1	1	100
5615	1	1	1	1	1	1	1	1	1	1	100
5620	1	1	1	1	1	1	1	1	1	1	100
5625	1	1	1	1	1	1	1	1	1	1	100

5630	1	1	1	1	1	1	1	1	1	1	100
5635	1	1	1	1	1	1	1	1	1	1	100
5640	1	1	1	1	1	1	1	1	1	1	100
5645	1	1	1	1	1	1	1	1	1	1	100
5646	1	1	1	1	1	1	1	1	1	1	100
5647	1	1	1	1	1	1	1	1	1	1	100
5648	1	1	1	1	1	1	1	1	1	1	100
5649 FH	1	1	1	1	1	1	1	1	1	1	100
5650	0	0	0	0	0	0	0	0	0	0	0

Note 1: All NII channels for this device have identical Channel bandwidths. Therefore, all DFS testing was done at 5570MHz. The 99% channel bandwidth is 156.09MHz. (See the 99% BW section of the RF report for further measurement details).

Note 2: Detection Bandwidth = F_H - F_L = 5649MHz – 5491MHz = 158MHz

Note 3: NII Detection Bandwidth Min. Limit (MHz): 156.09MHz.

A.4 Initial Channel Availability Check Time Test Result

Test Site	WZ-SR4	Test Engineer	Jake Lan
Test Date	2024-06-25		
Test Item	Initial Channel Availability Check Time (802.11be-EHT20 mode - 5500MHz)		

Initial Channel Availability Check Time
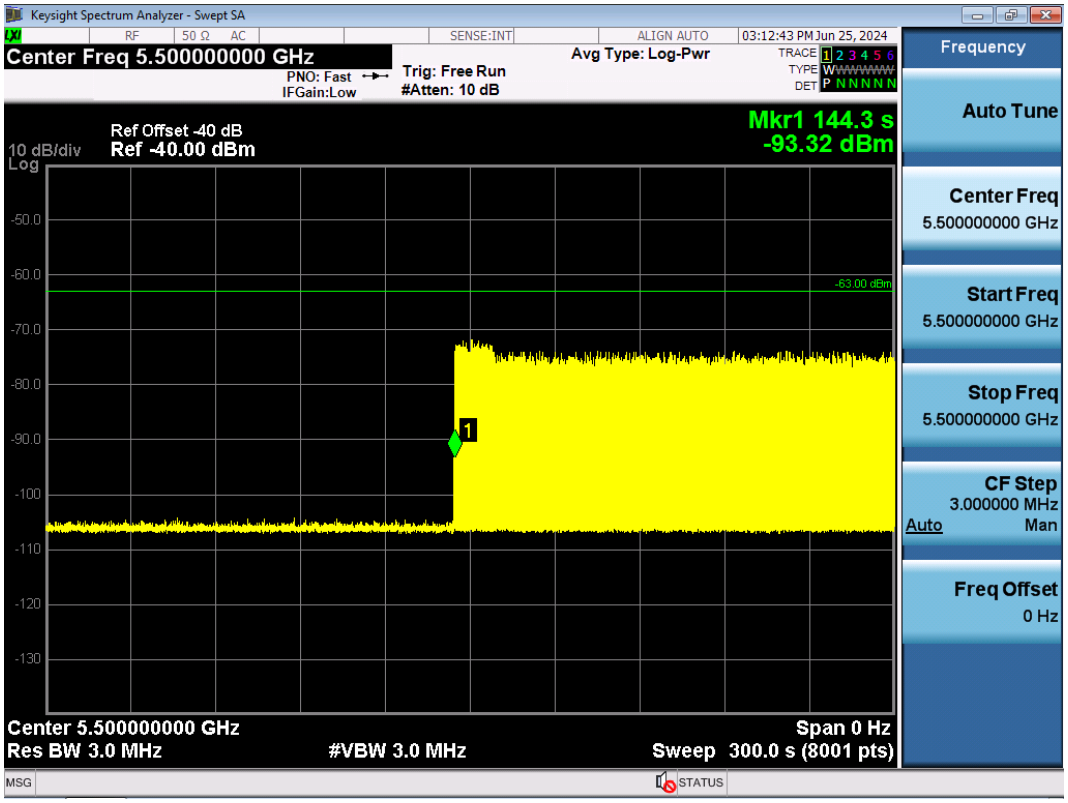
Note: The EUT does not transmit any beacon or data transmissions until at least 1 minute after the completion of the power-on cycle (84.3 sec). Initial beacons/data transmissions are indicated by marker 1 (144.3 sec).

A.5 Radar Burst at the Beginning of the Channel Availability Check Time Test Result

Test Site	WZ-SR4	Test Engineer	Jake Lan
Test Date	2024-06-25		
Test Item	Beginning of the Channel Availability Check Time (802.11be-EHT20 mode - 5500MHz)		

Beginning of the Channel Availability Check Time
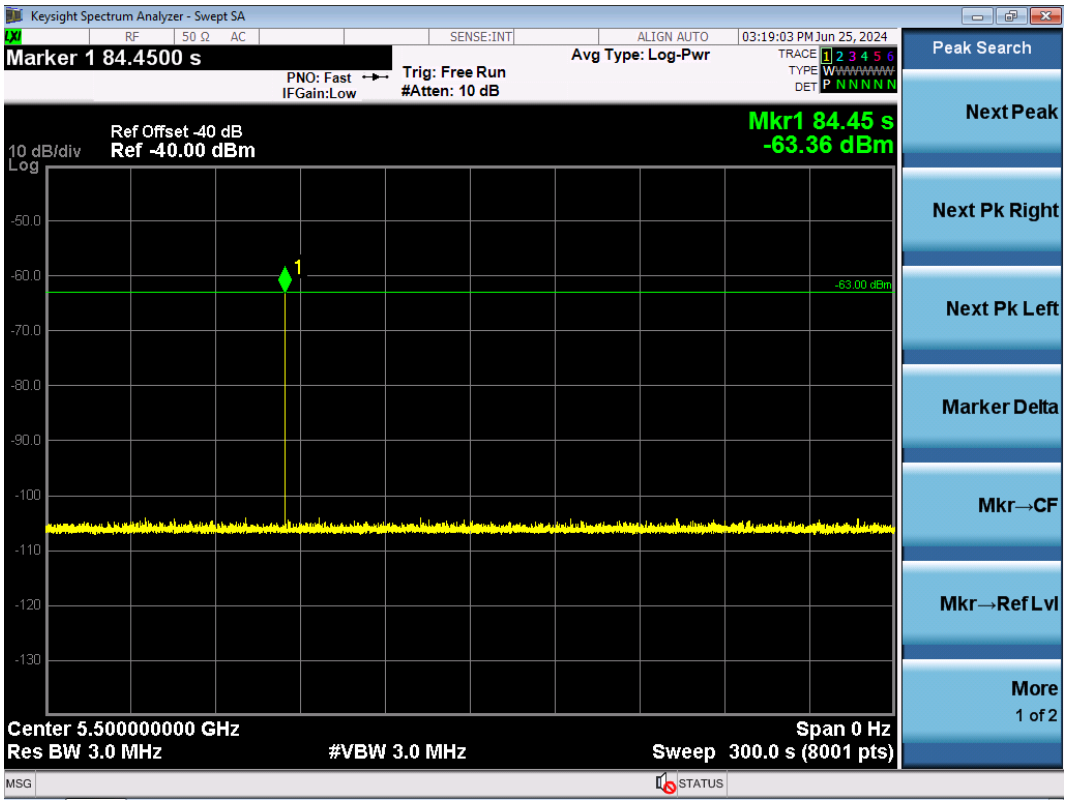

A.6 Radar Burst at the End of the Channel Availability Check Time Test Result

Test Site	WZ-SR4	Test Engineer	Jake Lan
Test Date	2024-06-25		
Test Item	End of the Channel Availability Check Time (802.11be-EHT20 mode - 5500MHz)		

End of the Channel Availability Check Time

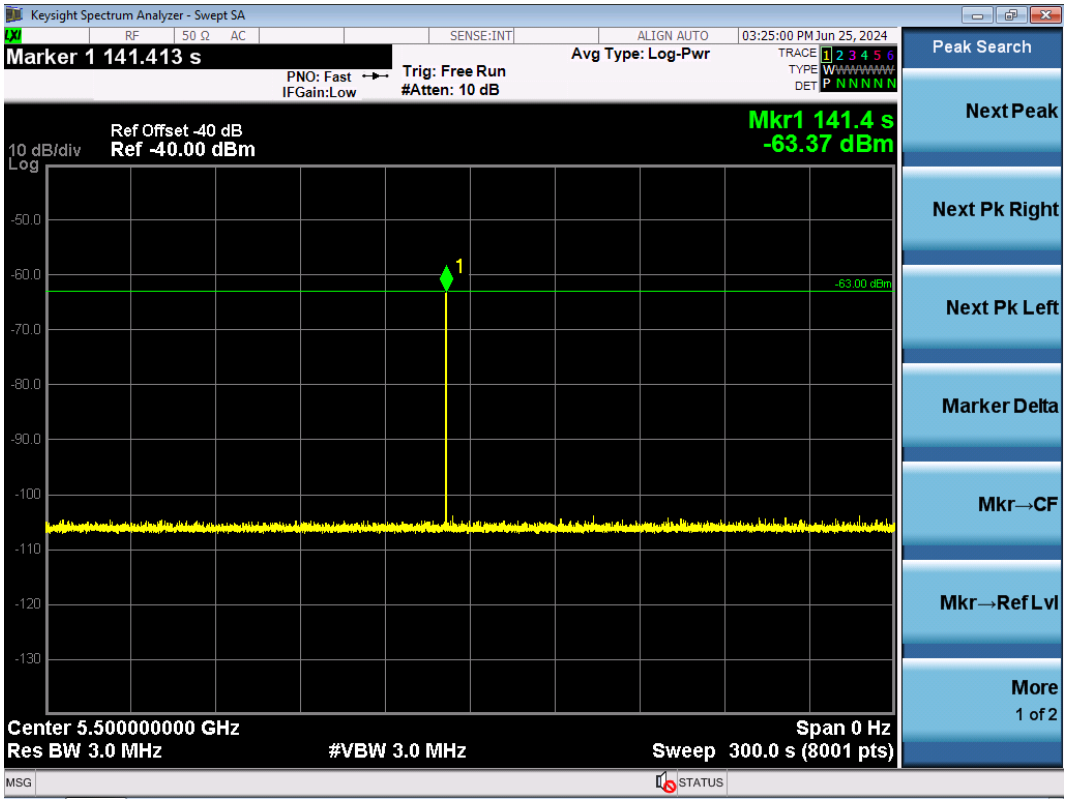

A.7 In-Service Monitoring for Channel Move Time, Channel Closing Transmission Time and Non-Occupancy Period Test Result

Test Site	WZ-SR4	Test Engineer	Jake Lan
Test Date	2024-06-26~2024-07-30	Test Mode	Mode 1
Test Item	Channel Move Time and Channel Closing Transmission Time (802.11be-EHT160 mode - 5250MHz)		

Channel Move Time and Channel Closing Transmission Time

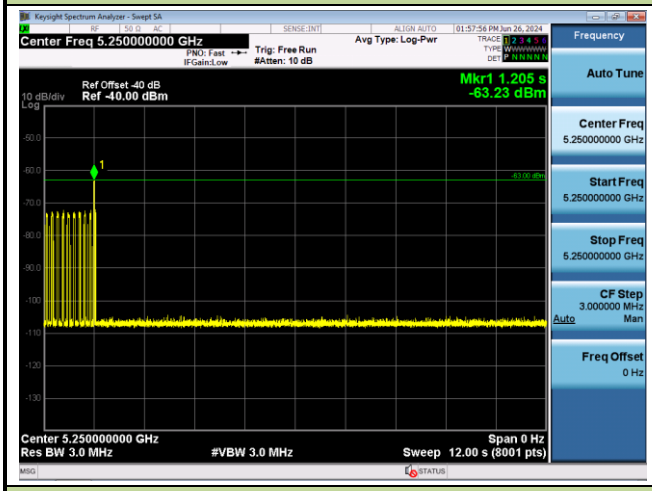

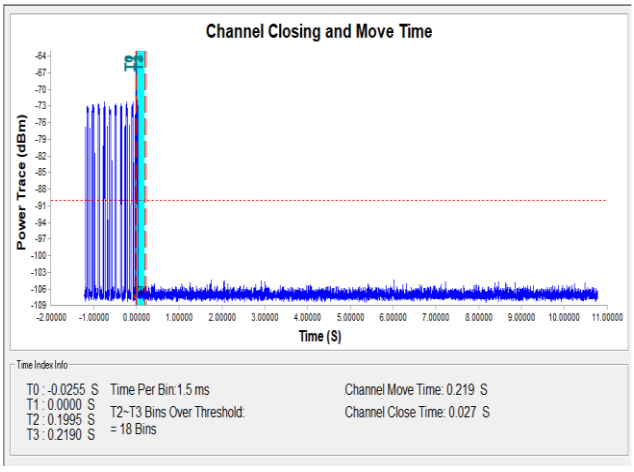

Non-Occupancy Period

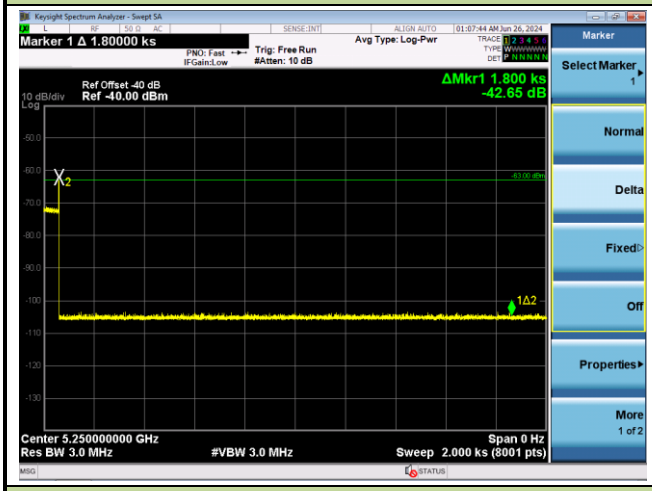

Parameter	Test Result	Limit
Channel Move Time (s)	0.219s	<10s
Channel Closing Transmission Time (ms) (Note)	27.0 ms	< 60ms
Non-Occupancy Period (min)	≥ 30min	≥ 30 min

Note: The Channel Closing Transmission Time is comprised of 200 milliseconds starting at the beginning of the Channel Move Time plus any additional intermittent control signals required to facilitate a Channel move (an aggregate of 60 milliseconds) during the remainder of the 10 seconds period. The aggregate duration of control signals will not count quiet periods in between transmissions.

Test Site	WZ-SR4	Test Engineer	Jake Lan
Test Date	2024-06-24~2024-07-30	Test Mode	Mode 1
Test Item	Channel Move Time and Channel Closing Transmission Time (802.11be-EHT160 mode - 5570MHz)		

Channel Move Time and Channel Closing Transmission Time

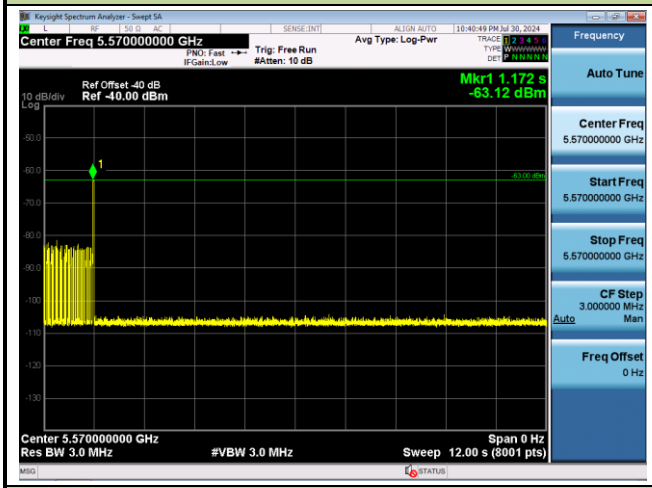

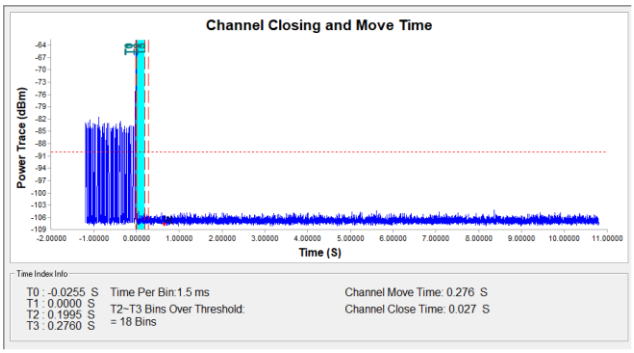

Non-Occupancy Period

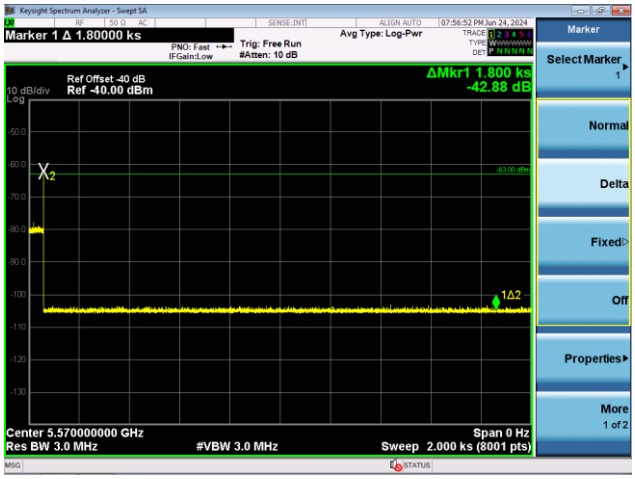

Parameter	Test Result	Limit
Channel Move Time (s)	4.1235s	<10s
Channel Closing Transmission Time (ms) (Note)	27ms	< 60ms
Non-Occupancy Period (min)	≥ 30min	≥ 30 min

Note: The Channel Closing Transmission Time is comprised of 200 milliseconds starting at the beginning of the Channel Move Time plus any additional intermittent control signals required to facilitate a Channel move (an aggregate of 60 milliseconds) during the remainder of the 10 seconds period. The aggregate duration of control signals will not count quiet periods in between transmissions.

Test Site	WZ-SR4	Test Engineer	Jake Lan
Test Date	2024-08-01	Test Mode	Mode 2
Test Item	Channel Move Time and Channel Closing Transmission Time (802.11ax-HE160 mode - 5250MHz)		

Channel Move Time and Channel Closing Transmission Time

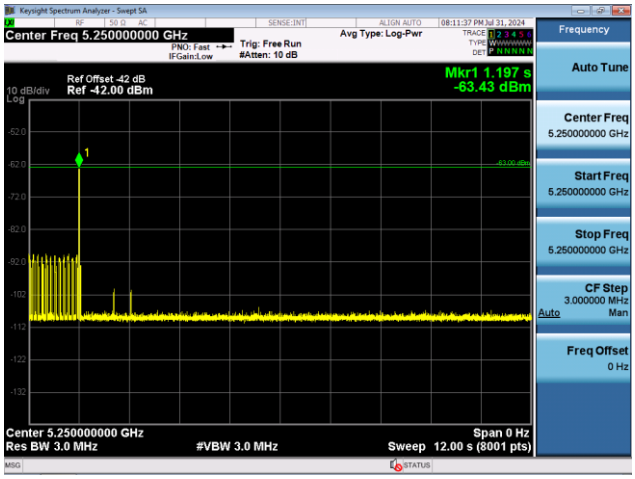

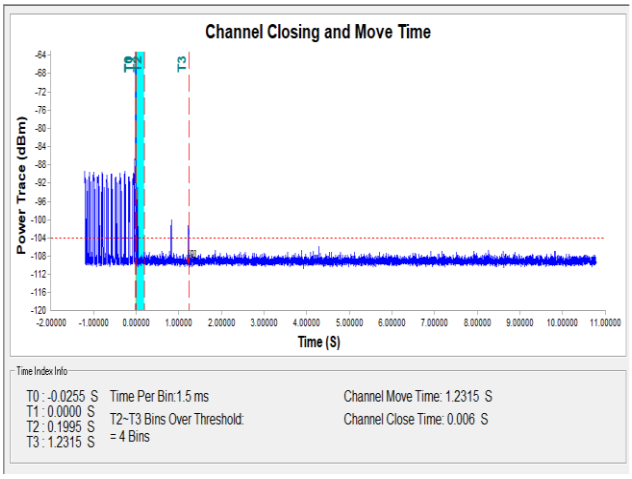

Parameter	Test Result	Limit
Channel Move Time (s)	1.2315s	<10s
Channel Closing Transmission Time (ms) (Note)	6 ms	< 60ms
Non-Occupancy Period (min)	≥ 30min	≥ 30 min

Note: The Channel Closing Transmission Time is comprised of 200 milliseconds starting at the beginning of the Channel Move Time plus any additional intermittent control signals required to facilitate a Channel move (an aggregate of 60 milliseconds) during the remainder of the 10 seconds period. The aggregate duration of control signals will not count quiet periods in between transmissions.

Test Site	WZ-SR4	Test Engineer	Jake Lan
Test Date	2024-08-01	Test Mode	Mode 2
Test Item	Channel Move Time and Channel Closing Transmission Time (802.11ax-HE160 mode - 5570MHz)		

Channel Move Time and Channel Closing Transmission Time

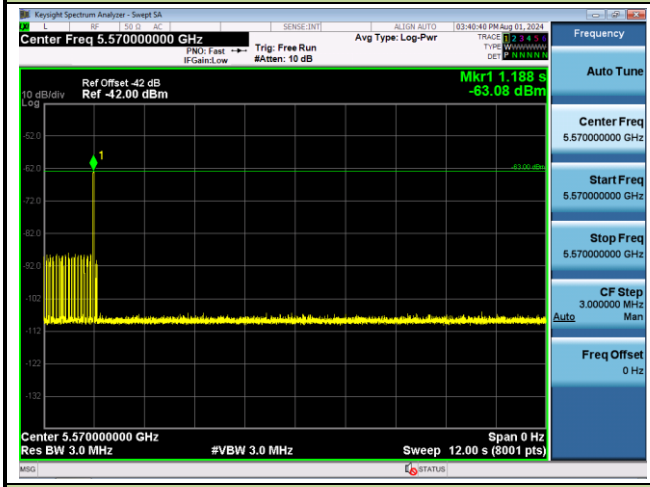

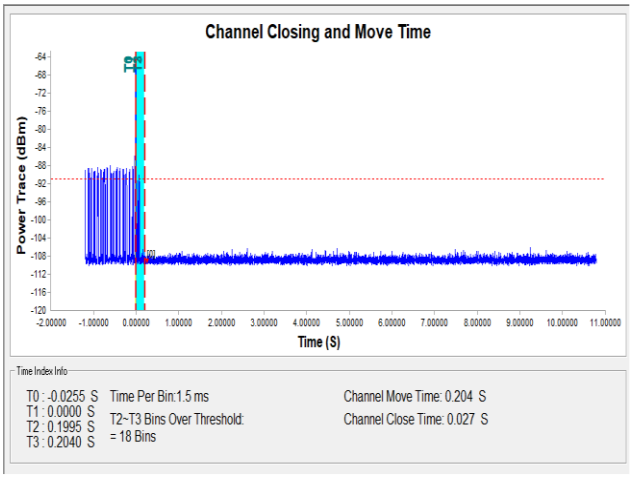

Parameter	Test Result	Limit
Channel Move Time (s)	0.204s	<10s
Channel Closing Transmission Time (ms) (Note)	27 ms	< 60ms
Non-Occupancy Period (min)	≥ 30min	≥ 30 min

Note: The Channel Closing Transmission Time is comprised of 200 milliseconds starting at the beginning of the Channel Move Time plus any additional intermittent control signals required to facilitate a Channel move (an aggregate of 60 milliseconds) during the remainder of the 10 seconds period. The aggregate duration of control signals will not count quiet periods in between transmissions.

A.8 Statistical Performance Check

Test Site	WZ-SR4	Test Engineer	Jake Lan
Test Date	2024-07-02		
Test Item	Radar Statistical Performance Check (802.11be-EHT20 – 5500MHz)		

Radar Type 1-4 - Radar Statistical Performance								
Trial	Radar Type 1		Radar Type 2		Radar Type 3		Radar Type 4	
	Frequency (MHz)	1=detect 0=no detect	Frequency (MHz)	1=detect 0=no detect	Frequency (MHz)	1=detect 0=no detect	Frequency (MHz)	1=detect 0=no detect
0	5498	1	5503	1	5496	1	5498	1
1	5492	1	5508	1	5502	1	5500	1
2	5493	1	5504	1	5491	0	5497	1
3	5501	1	5493	1	5507	1	5503	1
4	5494	1	5491	1	5493	1	5496	1
5	5507	1	5509	1	5492	0	5495	0
6	5495	1	5494	0	5508	1	5501	1
7	5505	1	5502	1	5503	0	5494	1
8	5509	1	5507	1	5499	1	5509.6	1
9	5508	1	5495	1	5501	1	5507	1
10	5496	1	5501	0	5509	1	5506	1
11	5503	1	5498	1	5505	0	5508	0
12	5497	1	5499	1	5497	0	5499	0
13	5499	1	5496	0	5509.6	1	5504	1
14	5509.6	1	5500	1	5500	1	5493	1
15	5491	1	5509.6	1	5494	1	5505	0
16	5506	0	5497	1	5495	1	5502	1
17	5500	1	5492	1	5504	1	5509	0
18	5502	1	5505	1	5498	0	5492	1
19	5504	1	5506	1	5506	1	5491	1
20	5500	1	5508	1	5496	1	5496	1
21	5493	1	5507	0	5491	0	5501	1
22	5503	1	5504	1	5508	0	5499	1
23	5493	1	5496	1	5500	1	5506	0
24	5501	1	5509.6	1	5490.4	0	5493	1
25	5497	1	5507	1	5503	1	5501	1
26	5501	1	5500	1	5498	1	5493	1
27	5509	1	5501	1	5505	0	5493	0

Radar Type 1-4 - Radar Statistical Performance								
Trial	Radar Type 1		Radar Type 2		Radar Type 3		Radar Type 4	
	Frequency (MHz)	1=detect 0=no detect	Frequency (MHz)	1=detect 0=no detect	Frequency (MHz)	1=detect 0=no detect	Frequency (MHz)	1=detect 0=no detect
28	5492	1	5509.6	1	5493	1	5506	0
29	5490.4	1	5490.4	1	5490.4	1	5490.4	1
Probability:	96.7%		86.7%		66.7%		73.3%	
Aggregate:	**80.8% (>80%)**							

Radar Type 1 - Radar Waveform

	Trial Id	Radar Type	Pulse Width (us)	PRI (us)	Number of Pulses	Waveform Length (us)
Download	0	Type 1	1.0	858.0	62	53196.0
Download	1	Type 1	1.0	678.0	78	52884.0
Download	2	Type 1	1.0	778.0	68	52904.0
Download	3	Type 1	1.0	838.0	63	52794.0
Download	4	Type 1	1.0	3066.0	18	55188.0
Download	5	Type 1	1.0	558.0	95	53010.0
Download	6	Type 1	1.0	638.0	83	52954.0
Download	7	Type 1	1.0	898.0	59	52982.0
Download	8	Type 1	1.0	818.0	65	53170.0
Download	9	Type 1	1.0	718.0	74	53132.0
Download	10	Type 1	1.0	538.0	99	53262.0
Download	11	Type 1	1.0	698.0	76	53048.0
Download	12	Type 1	1.0	798.0	67	53466.0
Download	13	Type 1	1.0	758.0	70	53060.0
Download	14	Type 1	1.0	658.0	81	53298.0
Download	15	Type 1	1.0	2294.0	24	55056.0
Download	16	Type 1	1.0	2338.0	23	53774.0
Download	17	Type 1	1.0	1656.0	32	52992.0
Download	18	Type 1	1.0	909.0	59	53631.0
Download	19	Type 1	1.0	2635.0	21	55335.0
Download	20	Type 1	1.0	1976.0	27	53352.0
Download	21	Type 1	1.0	1648.0	33	54384.0
Download	22	Type 1	1.0	2006.0	27	54162.0
Download	23	Type 1	1.0	1896.0	28	53088.0
Download	24	Type 1	1.0	1721.0	31	53351.0
Download	25	Type 1	1.0	2611.0	21	54831.0
Download	26	Type 1	1.0	841.0	63	52983.0
Download	27	Type 1	1.0	2829.0	19	53751.0
Download	28	Type 1	1.0	2973.0	18	53514.0
Download	29	Type 1	1.0	1915.0	28	53620.0

Radar Type 2 - Radar Waveform

	Trial Id	Radar Type	Pulse Width (us)	PRI (us)	Number of Pulses	Waveform Length (us)
Download	0	Type 2	3.5	221.0	27	5967.0
Download	1	Type 2	1.9	179.0	24	4296.0
Download	2	Type 2	4.5	201.0	29	5829.0
Download	3	Type 2	4.5	168.0	29	4872.0
Download	4	Type 2	3.7	197.0	27	5319.0
Download	5	Type 2	2.1	162.0	24	3888.0
Download	6	Type 2	4.2	222.0	28	6216.0
Download	7	Type 2	4.6	164.0	29	4756.0
Download	8	Type 2	2.6	185.0	25	4625.0
Download	9	Type 2	3.3	225.0	26	5850.0
Download	10	Type 2	1.7	166.0	24	3984.0
Download	11	Type 2	2.6	218.0	25	5450.0
Download	12	Type 2	4.6	169.0	29	4901.0
Download	13	Type 2	4.8	219.0	29	6351.0
Download	14	Type 2	1.6	153.0	24	3672.0
Download	15	Type 2	1.0	167.0	23	3841.0
Download	16	Type 2	1.0	159.0	23	3657.0
Download	17	Type 2	1.3	184.0	23	4232.0
Download	18	Type 2	2.4	203.0	25	5075.0
Download	19	Type 2	2.2	173.0	25	4325.0
Download	20	Type 2	2.1	227.0	24	5448.0
Download	21	Type 2	1.4	210.0	23	4830.0
Download	22	Type 2	1.5	177.0	24	4248.0
Download	23	Type 2	4.7	171.0	29	4959.0
Download	24	Type 2	4.0	187.0	28	5236.0
Download	25	Type 2	3.2	175.0	26	4550.0
Download	26	Type 2	3.4	160.0	27	4320.0
Download	27	Type 2	2.5	220.0	25	5500.0
Download	28	Type 2	2.3	183.0	25	4575.0
Download	29	Type 2	2.6	188.0	25	4700.0

Radar Type 3 - Radar Waveform

	Trial Id	Radar Type	Pulse Width (us)	PRI (us)	Number of Pulses	Waveform Length (us)
Download	0	Type 3	8.5	287.0	17	4879.0
Download	1	Type 3	6.9	364.0	16	5824.0
Download	2	Type 3	9.5	224.0	18	4032.0
Download	3	Type 3	9.5	440.0	18	7920.0
Download	4	Type 3	8.7	257.0	18	4626.0
Download	5	Type 3	7.1	274.0	16	4384.0
Download	6	Type 3	9.2	492.0	18	8856.0
Download	7	Type 3	9.6	253.0	18	4554.0
Download	8	Type 3	7.6	467.0	17	7939.0
Download	9	Type 3	8.3	241.0	17	4097.0
Download	10	Type 3	6.7	210.0	16	3360.0
Download	11	Type 3	7.6	316.0	17	5372.0
Download	12	Type 3	9.6	477.0	18	8586.0
Download	13	Type 3	9.8	207.0	18	3726.0
Download	14	Type 3	6.6	269.0	16	4304.0
Download	15	Type 3	6.0	453.0	16	7248.0
Download	16	Type 3	6.0	208.0	16	3328.0
Download	17	Type 3	6.3	261.0	16	4176.0
Download	18	Type 3	7.4	375.0	17	6375.0
Download	19	Type 3	7.2	262.0	16	4192.0
Download	20	Type 3	7.1	447.0	16	7152.0
Download	21	Type 3	6.4	330.0	16	5280.0
Download	22	Type 3	6.5	354.0	16	5664.0
Download	23	Type 3	9.7	314.0	18	5652.0
Download	24	Type 3	9.0	398.0	18	7164.0
Download	25	Type 3	8.2	460.0	17	7820.0
Download	26	Type 3	8.4	233.0	17	3961.0
Download	27	Type 3	7.5	497.0	17	8449.0
Download	28	Type 3	7.3	280.0	16	4480.0
Download	29	Type 3	7.6	283.0	17	4811.0

Radar Type 4 - Radar Waveform

	Trial Id	Radar Type	Pulse Width (us)	PRI (us)	Number of Pulses	Waveform Length (us)
Download	0	Type 4	16.6	287.0	15	4305.0
Download	1	Type 4	13.2	364.0	13	4732.0
Download	2	Type 4	18.9	224.0	16	3584.0
Download	3	Type 4	18.8	440.0	16	7040.0
Download	4	Type 4	17.1	257.0	15	3855.0
Download	5	Type 4	13.5	274.0	13	3562.0
Download	6	Type 4	18.1	492.0	15	7380.0
Download	7	Type 4	19.1	253.0	16	4048.0
Download	8	Type 4	14.7	467.0	14	6538.0
Download	9	Type 4	16.1	241.0	14	3374.0
Download	10	Type 4	12.7	210.0	12	2520.0
Download	11	Type 4	14.7	316.0	14	4424.0
Download	12	Type 4	19.1	477.0	16	7632.0
Download	13	Type 4	19.5	207.0	16	3312.0
Download	14	Type 4	12.5	269.0	12	3228.0
Download	15	Type 4	11.1	453.0	12	5436.0
Download	16	Type 4	11.0	208.0	12	2496.0
Download	17	Type 4	11.7	261.0	12	3132.0
Download	18	Type 4	14.2	375.0	13	4875.0
Download	19	Type 4	13.7	262.0	13	3406.0
Download	20	Type 4	13.5	447.0	13	5811.0
Download	21	Type 4	12.0	330.0	12	3960.0
Download	22	Type 4	12.3	354.0	12	4248.0
Download	23	Type 4	19.3	314.0	16	5024.0
Download	24	Type 4	17.8	398.0	15	5970.0
Download	25	Type 4	16.0	460.0	14	6440.0
Download	26	Type 4	16.3	233.0	14	3262.0
Download	27	Type 4	14.4	497.0	13	6461.0
Download	28	Type 4	13.9	280.0	13	3640.0
Download	29	Type 4	14.6	283.0	14	3962.0

Radar Type 5 - Radar Statistical Performance					
Trail #	Test Freq. (MHz)	1=Detection 0=No Detection	Trail #	Test Freq. (MHz)	1=Detection 0=No Detection
0	5500	1	15	5492.4	0
1	5500	1	16	5492.4	1
2	5500	1	17	5492.8	1
3	5500	1	18	5494.4	1
4	5500	1	19	5494	1
5	5500	1	20	5506	1
6	5500	1	21	5507.2	1
7	5500	1	22	5506.8	0
8	5500	1	23	5502	1
9	5500	1	24	5502.8	1
10	5493.6	0	25	5504.4	1
11	5494.8	1	26	5504	1
12	5498	1	27	5505.2	1
13	5498.4	1	28	5505.6	1
14	5493.2	1	29	5505.2	1
Detection Percentage (%)			**90.0%**		

Type 5 Radar Waveform_0

Burst Offset (us)	Pulse Width (us)	Chirp Width (MHz)	Number of Pulses per Burst	PRI-1 (us)	PRI-2 (us)	PRI-3 (us)
646141.0	81.2	14	2	1947.0	1662.0	-
80998.0	62.2	14	1	1528.0	-	-
261480.0	93.9	14	3	1498.0	1065.0	1948.0
442582.0	93.0	14	3	1180.0	1477.0	1353.0
622790.0	83.9	14	3	1851.0	1552.0	1466.0
58678.0	63.9	14	1	1023.0	-	-
239093.0	89.2	14	3	1847.0	1069.0	1957.0
420362.0	95.0	14	3	1716.0	1017.0	1159.0
602457.0	70.4	14	2	1442.0	1035.0	-
36172.0	78.4	14	2	1980.0	1728.0	-
217763.0	59.7	14	1	1676.0	-	-
398810.0	70.4	14	2	1408.0	1102.0	-
577913.0	94.8	14	3	1437.0	1907.0	1984.0
13860.0	97.2	14	3	1672.0	1881.0	1075.0
195457.0	58.2	14	1	1484.0	-	-
376858.0	50.6	14	1	1757.0	-	-

Type 5 Radar Waveform_1

Burst Offset (us)	Pulse Width (us)	Chirp Width (MHz)	Number of Pulses per Burst	PRI-1 (us)	PRI-2 (us)	PRI-3 (us)
812916.0	50.1	8	1	1487.0	-	-
1077437.0	54.3	8	1	1181.0	-	-
251635.0	67.7	8	2	1027.0	1739.0	-
516324.0	65.3	8	1	1120.0	-	-
780711.0	63.7	8	1	1011.0	-	-
1044792.0	55.6	8	1	1275.0	-	-
219434.0	57.1	8	1	1244.0	-	-
482433.0	96.1	8	3	1723.0	1304.0	1100.0
745995.0	87.7	8	3	1300.0	1130.0	1721.0
1010842.0	77.6	8	2	1356.0	1424.0	-
186600.0	79.4	8	2	1654.0	1228.0	-

Type 5 Radar Waveform_2

Burst Offset (us)	Pulse Width (us)	Chirp Width (MHz)	Number of Pulses per Burst	PRI-1 (us)	PRI-2 (us)	PRI-3 (us)
260353.0	68.7	19	2	1052.0	1708.0	-
413381.0	66.2	19	1	1969.0	-	-
565117.0	70.2	19	2	1936.0	1105.0	-
89296.0	64.1	19	1	1090.0	-	-
241873.0	54.8	19	1	1965.0	-	-
394700.0	60.1	19	1	1764.0	-	-
547684.0	57.9	19	1	1495.0	-	-
70174.0	82.4	19	2	1683.0	1972.0	-
222829.0	76.6	19	2	1268.0	1360.0	-
376257.0	55.1	19	1	1141.0	-	-
527434.0	82.5	19	2	1253.0	1942.0	-
51345.0	89.2	19	3	1533.0	1292.0	1684.0
203918.0	79.1	19	2	1013.0	1989.0	-
355694.0	96.2	19	3	1258.0	1625.0	1308.0
508524.0	81.2	19	2	1804.0	1560.0	-
32706.0	81.5	19	2	1439.0	1248.0	-
184708.0	96.8	19	3	1480.0	1685.0	1302.0
337123.0	97.4	19	3	1520.0	1247.0	1103.0
489483.0	69.9	19	2	1939.0	1776.0	-

Type 5 Radar Waveform_3

Burst Offset (us)	Pulse Width (us)	Chirp Width (MHz)	Number of Pulses per Burst	PRI-1 (us)	PRI-2 (us)	PRI-3 (us)
13904.0	76.4	18	2	1611.0	1738.0	-
165807.0	88.9	18	3	1782.0	1563.0	1753.0
318187.0	84.5	18	3	1829.0	1118.0	1285.0
469696.0	89.4	18	3	1772.0	1580.0	1737.0
625577.0	50.4	18	1	1121.0	-	-
147687.0	67.6	18	2	1189.0	1370.0	-
300657.0	63.8	18	1	1695.0	-	-
451827.0	71.7	18	2	1982.0	1931.0	-
603632.0	89.0	18	3	1735.0	1161.0	1457.0
128866.0	75.5	18	2	1089.0	1616.0	-
281842.0	55.0	18	1	1688.0	-	-
432089.0	97.9	18	3	1745.0	1630.0	1968.0
587235.0	55.2	18	1	1842.0	-	-
110220.0	56.3	18	1	1896.0	-	-
262303.0	84.5	18	3	1150.0	1256.0	1010.0
415302.0	70.4	18	2	1199.0	1233.0	-
566981.0	78.8	18	2	1679.0	1760.0	-
91423.0	50.2	18	1	1798.0	-	-
244400.0	64.2	18	1	1190.0	-	-

Type 5 Radar Waveform_4

Burst Offset (us)	Pulse Width (us)	Chirp Width (MHz)	Number of Pulses per Burst	PRI-1 (us)	PRI-2 (us)	PRI-3 (us)
471543.0	54.8	15	1	1790.0	-	-
652946.0	60.3	15	1	1861.0	-	-
85903.0	86.8	15	3	1778.0	1766.0	1359.0
267683.0	64.7	15	1	1913.0	-	-
448510.0	81.7	15	2	1315.0	1609.0	-
628174.0	95.6	15	3	1540.0	1571.0	1623.0
63826.0	67.7	15	2	1155.0	1615.0	-
245583.0	65.2	15	1	1154.0	-	-
425039.0	88.7	15	3	1902.0	1166.0	1877.0
607459.0	69.1	15	2	1008.0	1821.0	-
41477.0	82.6	15	2	1319.0	1932.0	-
222679.0	74.1	15	2	1206.0	1734.0	-
404717.0	60.4	15	1	1364.0	-	-
583610.0	98.7	15	3	1508.0	1715.0	1556.0
19179.0	67.8	15	2	1171.0	1644.0	-
200702.0	51.1	15	1	1669.0	-	-

Type 5 Radar Waveform_5

Burst Offset (us)	Pulse Width (us)	Chirp Width (MHz)	Number of Pulses per Burst	PRI-1 (us)	PRI-2 (us)	PRI-3 (us)
555376.0	90.6	9	3	1230.0	1091.0	1175.0
818196.0	84.3	9	3	1639.0	1490.0	1578.0
1083703.0	76.8	9	2	1529.0	1101.0	-
259349.0	69.7	9	2	1397.0	1299.0	-
522326.0	96.6	9	3	1067.0	1752.0	1852.0
785397.0	91.1	9	3	1624.0	1706.0	1860.0
1048683.0	88.4	9	3	1572.0	1997.0	1658.0
226768.0	68.9	9	2	1893.0	1147.0	-
491424.0	56.8	9	1	1237.0	-	-
754682.0	71.6	9	2	1400.0	1310.0	-
1019996.0	57.2	9	1	1224.0	-	-

Type 5 Radar Waveform_6

Burst Offset (us)	Pulse Width (us)	Chirp Width (MHz)	Number of Pulses per Burst	PRI-1 (us)	PRI-2 (us)	PRI-3 (us)
118504.0	77.3	17	2	1740.0	1328.0	-
279292.0	82.8	17	2	1955.0	1482.0	-
439338.0	94.6	17	3	1331.0	1962.0	1361.0
600840.0	75.7	17	2	1633.0	1981.0	-
98968.0	52.3	17	1	1125.0	-	-
259686.0	81.2	17	2	1901.0	1005.0	-
420921.0	82.5	17	2	1421.0	1087.0	-
579840.0	92.6	17	3	1223.0	1940.0	1811.0
79008.0	59.5	17	1	1774.0	-	-
239333.0	89.6	17	3	1143.0	1897.0	1314.0
400744.0	74.1	17	2	1599.0	1465.0	-
563167.0	52.8	17	1	1318.0	-	-
58964.0	93.9	17	3	1178.0	1592.0	1044.0
220172.0	82.8	17	2	1426.0	1042.0	-
381598.0	52.4	17	1	1882.0	-	-
541610.0	75.1	17	2	1994.0	1381.0	-
39310.0	52.5	17	1	1293.0	-	-
200548.0	56.4	17	1	1746.0	-	-

Type 5 Radar Waveform_7

Burst Offset (us)	Pulse Width (us)	Chirp Width (MHz)	Number of Pulses per Burst	PRI-1 (us)	PRI-2 (us)	PRI-3 (us)
342862.0	51.4	19	1	1483.0	-	-
493318.0	94.6	19	3	1816.0	1642.0	1028.0
18314.0	99.3	19	3	1768.0	1501.0	1232.0
170461.0	87.4	19	3	1286.0	1182.0	1809.0
324254.0	55.2	19	1	1063.0	-	-
474267.0	93.9	19	3	1168.0	1987.0	1750.0
627071.0	86.2	19	3	1312.0	1436.0	1340.0
152371.0	51.9	19	1	1589.0	-	-
304501.0	80.6	19	2	1796.0	1160.0	-
456837.0	67.7	19	2	1409.0	1719.0	-
611142.0	63.8	19	1	1183.0	-	-
133246.0	71.9	19	2	1447.0	1581.0	-
285757.0	67.8	19	2	1747.0	1132.0	-
439204.0	57.8	19	1	1491.0	-	-
591665.0	60.0	19	1	1869.0	-	-
114302.0	88.4	19	3	1637.0	1084.0	1217.0
266057.0	90.4	19	3	1339.0	1742.0	1959.0
419703.0	82.4	19	2	1393.0	1113.0	-
570467.0	94.1	19	3	1518.0	1185.0	1788.0

Type 5 Radar Waveform_8

Burst Offset (us)	Pulse Width (us)	Chirp Width (MHz)	Number of Pulses per Burst	PRI-1 (us)	PRI-2 (us)	PRI-3 (us)
139879.0	93.5	11	3	1455.0	1561.0	1249.0
363002.0	80.2	11	2	1555.0	1995.0	-
585607.0	92.9	11	3	1523.0	1594.0	1076.0
809227.0	78.0	11	2	1941.0	1386.0	-
112811.0	56.0	11	1	1157.0	-	-
336429.0	58.3	11	1	1092.0	-	-
559729.0	61.5	11	1	1603.0	-	-
782987.0	66.5	11	1	1872.0	-	-
85052.0	81.5	11	2	1677.0	1827.0	-
308203.0	83.0	11	2	1903.0	1226.0	-
530157.0	87.0	11	3	1853.0	1885.0	1403.0
753151.0	94.2	11	3	1077.0	1977.0	1641.0
57705.0	65.9	11	1	1517.0	-	-

Type 5 Radar Waveform_9

Burst Offset (us)	Pulse Width (us)	Chirp Width (MHz)	Number of Pulses per Burst	PRI-1 (us)	PRI-2 (us)	PRI-3 (us)
242906.0	85.8	14	3	1198.0	1410.0	1367.0
437141.0	62.5	14	1	1832.0	-	-
631077.0	55.4	14	1	1382.0	-	-
26083.0	77.0	14	2	1878.0	1516.0	-
219803.0	57.9	14	1	1513.0	-	-
411724.0	90.0	14	3	1802.0	1554.0	1512.0
605629.0	77.6	14	2	1510.0	1963.0	-
2290.0	50.6	14	1	1541.0	-	-
195018.0	89.6	14	3	1924.0	1660.0	1718.0
389664.0	50.3	14	1	1396.0	-	-
583322.0	50.6	14	1	1435.0	-	-
777258.0	64.7	14	1	1169.0	-	-
171829.0	78.8	14	2	1619.0	1122.0	-
364274.0	87.7	14	3	1535.0	1446.0	1758.0
558310.0	71.7	14	2	1098.0	1986.0	-

Type 5 Radar Waveform_10

Burst Offset (us)	Pulse Width (us)	Chirp Width (MHz)	Number of Pulses per Burst	PRI-1 (us)	PRI-2 (us)	PRI-3 (us)
1129959.0	66.3	8	1	1891.0	-	-
221741.0	92.8	8	3	1910.0	1712.0	1979.0
513246.0	55.4	8	1	1336.0	-	-
802096.0	92.4	8	3	1567.0	1081.0	1467.0
1092689.0	70.0	8	2	1915.0	1595.0	-
186448.0	81.0	8	2	1973.0	1128.0	-
477176.0	59.1	8	1	1993.0	-	-
767521.0	76.2	8	2	1298.0	1020.0	-
1058933.0	58.5	8	1	1259.0	-	-
150930.0	66.6	8	1	1213.0	-	-

Type 5 Radar Waveform_11

Burst Offset (us)	Pulse Width (us)	Chirp Width (MHz)	Number of Pulses per Burst	PRI-1 (us)	PRI-2 (us)	PRI-3 (us)
338623.0	93.2	11	3	1267.0	1412.0	1309.0
562385.0	79.1	11	2	1557.0	1033.0	-
784541.0	93.7	11	3	1320.0	1061.0	1488.0
88347.0	77.4	11	2	1713.0	1352.0	-
312098.0	54.7	11	1	1235.0	-	-
534643.0	69.0	11	2	1604.0	1405.0	-
756227.0	93.6	11	3	1542.0	1949.0	1414.0
60815.0	73.6	11	2	1983.0	1787.0	-
283582.0	97.9	11	3	1663.0	1163.0	1573.0
505886.0	86.1	11	3	1904.0	1651.0	1759.0
731544.0	55.3	11	1	1444.0	-	-
33450.0	52.3	11	1	1055.0	-	-
256480.0	83.1	11	2	1606.0	1562.0	-

Type 5 Radar Waveform_12

Burst Offset (us)	Pulse Width (us)	Chirp Width (MHz)	Number of Pulses per Burst	PRI-1 (us)	PRI-2 (us)	PRI-3 (us)
327406.0	80.4	19	2	1899.0	1674.0	-
481364.0	50.4	19	1	1417.0	-	-
4033.0	54.7	19	1	1894.0	-	-
156091.0	93.5	19	3	1316.0	1377.0	1856.0
309779.0	53.8	19	1	1266.0	-	-
461443.0	79.8	19	2	1211.0	1698.0	-
613376.0	92.3	19	3	1338.0	1123.0	1000.0
137952.0	63.2	19	1	1839.0	-	-
289749.0	77.3	19	2	1908.0	1956.0	-
442545.0	70.6	19	2	1283.0	1793.0	-
593784.0	89.8	19	3	1404.0	1927.0	1004.0
119206.0	50.1	19	1	1486.0	-	-
270994.0	88.7	19	3	1808.0	1022.0	1039.0
423869.0	77.5	19	2	1048.0	1879.0	-
574735.0	94.6	19	3	1500.0	1801.0	1373.0
100110.0	74.1	19	2	1329.0	1868.0	-
251554.0	84.9	19	3	1960.0	1929.0	1692.0
404936.0	76.6	19	2	1515.0	1648.0	-
556010.0	86.3	19	3	1864.0	1021.0	1785.0

Type 5 Radar Waveform_13

Burst Offset (us)	Pulse Width (us)	Chirp Width (MHz)	Number of Pulses per Burst	PRI-1 (us)	PRI-2 (us)	PRI-3 (us)
77119.0	97.0	20	3	1506.0	1585.0	1115.0
222801.0	60.4	20	1	1024.0	-	-
367726.0	64.8	20	1	1587.0	-	-
513039.0	60.9	20	1	1378.0	-	-
59292.0	83.9	20	3	1636.0	1240.0	1617.0
203971.0	73.2	20	2	1912.0	1848.0	-
348093.0	84.9	20	3	1701.0	1277.0	1613.0
493661.0	81.4	20	2	1840.0	1345.0	-
41716.0	57.0	20	1	1413.0	-	-
185956.0	91.2	20	3	1849.0	1018.0	1544.0
331225.0	80.9	20	2	1294.0	1638.0	-
477094.0	51.5	20	1	1602.0	-	-
23842.0	66.4	20	1	1188.0	-	-
169069.0	63.9	20	1	1204.0	-	-
314148.0	59.7	20	1	1485.0	-	-
458115.0	75.1	20	2	1430.0	1608.0	-
5925.0	92.0	20	3	1151.0	1433.0	1493.0
150991.0	65.2	20	1	1954.0	-	-
294550.0	87.6	20	3	1830.0	1771.0	1354.0
441312.0	55.2	20	1	1640.0	-	-

Type 5 Radar Waveform_14

Burst Offset (us)	Pulse Width (us)	Chirp Width (MHz)	Number of Pulses per Burst	PRI-1 (us)	PRI-2 (us)	PRI-3 (us)
1171226.0	96.4	7	3	1976.0	1905.0	1073.0
266691.0	66.2	7	1	1921.0	-	-
557286.0	53.3	7	1	1870.0	-	-
848134.0	65.9	7	1	1497.0	-	-
1138801.0	58.4	7	1	1505.0	-	-
230950.0	53.9	7	1	1656.0	-	-
520805.0	77.2	7	2	1867.0	1582.0	-
812260.0	66.0	7	1	1600.0	-	-
1100318.0	91.5	7	3	1786.0	1461.0	1170.0
194790.0	99.1	7	3	1443.0	1399.0	1026.0

Type 5 Radar Waveform_15

Burst Offset (us)	Pulse Width (us)	Chirp Width (MHz)	Number of Pulses per Burst	PRI-1 (us)	PRI-2 (us)	PRI-3 (us)
606133.0	99.5	5	3	1193.0	2000.0	1590.0
970790.0	62.9	5	1	1666.0	-	-
1333937.0	59.4	5	1	1943.0	-	-
199040.0	69.0	5	2	1780.0	1406.0	-
562856.0	55.4	5	1	1078.0	-	-
925057.0	72.7	5	2	1767.0	1470.0	-
1289761.0	65.5	5	1	1272.0	-	-
154143.0	89.6	5	3	1953.0	1593.0	1384.0

Type 5 Radar Waveform_16

Burst Offset (us)	Pulse Width (us)	Chirp Width (MHz)	Number of Pulses per Burst	PRI-1 (us)	PRI-2 (us)	PRI-3 (us)
517424.0	70.9	5	2	1456.0	1511.0	-
880474.0	70.2	5	2	1988.0	1025.0	-
1243990.0	69.0	5	2	1263.0	1210.0	-
109480.0	98.5	5	3	1519.0	1833.0	1564.0
472141.0	85.2	5	3	1522.0	1714.0	1504.0
835818.0	72.1	5	2	1825.0	1070.0	-
1196869.0	96.4	5	3	1900.0	1736.0	1812.0
64898.0	69.0	5	2	1762.0	1242.0	-

Type 5 Radar Waveform_17

Burst Offset (us)	Pulse Width (us)	Chirp Width (MHz)	Number of Pulses per Burst	PRI-1 (us)	PRI-2 (us)	PRI-3 (us)
380388.0	73.4	6	2	1545.0	1222.0	-
702782.0	86.3	6	3	1202.0	1106.0	1045.0
1025066.0	79.0	6	2	1919.0	1795.0	-
17957.0	52.4	6	1	1031.0	-	-
340979.0	52.5	6	1	1434.0	-	-
664219.0	58.9	6	1	1009.0	-	-
984817.0	97.4	6	3	1914.0	1071.0	1441.0
1309030.0	71.4	6	2	1088.0	1395.0	-
300628.0	90.0	6	3	1054.0	1620.0	1241.0

Type 5 Radar Waveform_18

Burst Offset (us)	Pulse Width (us)	Chirp Width (MHz)	Number of Pulses per Burst	PRI-1 (us)	PRI-2 (us)	PRI-3 (us)
467134.0	80.8	10	2	1559.0	1711.0	-
710411.0	57.0	10	1	1107.0	-	-
949831.0	99.0	10	3	1186.0	1730.0	1172.0
195972.0	52.4	10	1	1473.0	-	-
437555.0	80.0	10	2	1133.0	1687.0	-
678580.0	96.0	10	3	1387.0	1058.0	1583.0
921429.0	68.8	10	2	1376.0	1250.0	-
165537.0	90.0	10	3	1916.0	1667.0	1524.0
408206.0	58.0	10	1	1741.0	-	-
648597.0	91.7	10	3	1460.0	1576.0	1343.0
891224.0	68.0	10	2	1453.0	1631.0	-
135978.0	92.2	10	3	1056.0	1703.0	1156.0

Type 5 Radar Waveform_19

Burst Offset (us)	Pulse Width (us)	Chirp Width (MHz)	Number of Pulses per Burst	PRI-1 (us)	PRI-2 (us)	PRI-3 (us)
411582.0	97.4	9	3	1597.0	1944.0	1525.0
677137.0	58.5	9	1	1521.0	-	-
939109.0	87.1	9	3	1773.0	1194.0	1145.0
116178.0	59.5	9	1	1445.0	-	-
380510.0	52.4	9	1	1152.0	-	-
642961.0	94.4	9	3	1857.0	1246.0	1176.0
907796.0	67.3	9	2	1191.0	1538.0	-
83387.0	86.3	9	3	1438.0	1509.0	1675.0
346929.0	98.0	9	3	1462.0	1696.0	1207.0
610838.0	81.0	9	2	1754.0	1920.0	-
874935.0	81.3	9	2	1866.0	1301.0	-

Type 5 Radar Waveform_20

Burst Offset (us)	Pulse Width (us)	Chirp Width (MHz)	Number of Pulses per Burst	PRI-1 (us)	PRI-2 (us)	PRI-3 (us)
51003.0	69.5	9	2	1697.0	1475.0	-
314815.0	89.4	9	3	1029.0	1099.0	1041.0
578646.0	80.6	9	2	1650.0	1481.0	-
841543.0	91.0	9	3	1270.0	1251.0	1803.0
18478.0	87.0	9	3	2000.0	1550.0	1375.0
282107.0	89.1	9	3	1532.0	1236.0	1219.0
545068.0	96.5	9	3	1411.0	1925.0	1950.0
808934.0	90.6	9	3	1407.0	1463.0	1653.0
1075785.0	65.5	9	1	1111.0	-	-
249489.0	88.1	9	3	1917.0	1064.0	1647.0
513791.0	79.1	9	2	1177.0	1661.0	-

Type 5 Radar Waveform_21

Burst Offset (us)	Pulse Width (us)	Chirp Width (MHz)	Number of Pulses per Burst	PRI-1 (us)	PRI-2 (us)	PRI-3 (us)
950351.0	74.6	6	2	1784.0	1895.0	-
1274620.0	65.6	6	1	1813.0	-	-
266164.0	66.6	6	1	1165.0	-	-
587976.0	87.1	6	3	1146.0	1295.0	1621.0
910167.0	90.9	6	3	1179.0	1990.0	1184.0
1233411.0	74.3	6	2	1657.0	1699.0	-
226341.0	50.1	6	1	1317.0	-	-
549188.0	58.4	6	1	1824.0	-	-
871126.0	77.2	6	2	1526.0	1817.0	-

Type 5 Radar Waveform_22

Burst Offset (us)	Pulse Width (us)	Chirp Width (MHz)	Number of Pulses per Burst	PRI-1 (us)	PRI-2 (us)	PRI-3 (us)
1193805.0	80.4	7	2	1566.0	1649.0	-
186381.0	78.3	7	2	1425.0	1086.0	-
508934.0	76.9	7	2	1514.0	1553.0	-
831364.0	76.0	7	2	1831.0	1558.0	-
1154644.0	77.8	7	2	1279.0	1273.0	-
146517.0	92.0	7	3	1097.0	1333.0	1047.0
468689.0	92.9	7	3	1964.0	1142.0	1392.0
792974.0	50.1	7	1	1136.0	-	-
1115427.0	64.5	7	1	1909.0	-	-

Type 5 Radar Waveform_23

Burst Offset (us)	Pulse Width (us)	Chirp Width (MHz)	Number of Pulses per Burst	PRI-1 (us)	PRI-2 (us)	PRI-3 (us)
50419.0	80.1	19	2	1992.0	1717.0	-
202448.0	85.2	19	3	1348.0	1334.0	1797.0
354918.0	92.1	19	3	1427.0	1144.0	1238.0
506544.0	99.8	19	3	1131.0	1886.0	1570.0
31697.0	75.7	19	2	1260.0	1732.0	-
183987.0	79.4	19	2	1770.0	1777.0	-
337661.0	63.0	19	1	1014.0	-	-
488719.0	99.5	19	3	1129.0	1225.0	1068.0
12957.0	55.0	19	1	1112.0	-	-
165238.0	81.9	19	2	1791.0	1705.0	-
318830.0	50.9	19	1	1001.0	-	-
471679.0	61.5	19	1	1116.0	-	-
624027.0	51.0	19	1	1680.0	-	-
146913.0	52.4	19	1	1618.0	-	-
299778.0	54.0	19	1	1451.0	-	-
451548.0	68.3	19	2	1530.0	1390.0	-
603553.0	83.9	19	3	1197.0	1127.0	1080.0
127938.0	71.4	19	2	1350.0	1032.0	-
279680.0	93.0	19	3	1577.0	1454.0	1274.0

Type 5 Radar Waveform_24

Burst Offset (us)	Pulse Width (us)	Chirp Width (MHz)	Number of Pulses per Burst	PRI-1 (us)	PRI-2 (us)	PRI-3 (us)
484585.0	65.3	17	1	1951.0	-	-
655803.0	53.4	17	1	1422.0	-	-
121642.0	93.0	17	3	1380.0	1643.0	1596.0
291527.0	86.1	17	3	1926.0	1394.0	1763.0
462586.0	89.5	17	3	1006.0	1322.0	1096.0
634927.0	53.8	17	1	1234.0	-	-
101175.0	50.9	17	1	1254.0	-	-
270963.0	91.2	17	3	1229.0	1751.0	1140.0
442922.0	62.5	17	1	1321.0	-	-
614026.0	54.6	17	1	1062.0	-	-
80072.0	63.1	17	1	1722.0	-	-
249708.0	95.0	17	3	1429.0	1805.0	1700.0
419888.0	96.3	17	3	1478.0	1416.0	1744.0
590615.0	96.4	17	3	1239.0	1326.0	1297.0
58938.0	76.0	17	2	1846.0	1034.0	-
228711.0	85.5	17	3	1922.0	1659.0	1527.0
400877.0	52.9	17	1	1231.0	-	-

Type 5 Radar Waveform_25

Burst Offset (us)	Pulse Width (us)	Chirp Width (MHz)	Number of Pulses per Burst	PRI-1 (us)	PRI-2 (us)	PRI-3 (us)
645350.0	87.1	13	3	1355.0	1547.0	1775.0
43009.0	74.9	13	2	1288.0	1710.0	-
236090.0	90.0	13	3	1164.0	1440.0	1126.0
428905.0	87.3	13	3	1192.0	1357.0	1748.0
623108.0	74.1	13	2	1049.0	1686.0	-
19156.0	91.5	13	3	1209.0	1834.0	1724.0
212458.0	69.2	13	2	1958.0	1187.0	-
405842.0	68.3	13	2	1227.0	1678.0	-
600513.0	57.5	13	1	1109.0	-	-
793445.0	65.7	13	1	1938.0	-	-
188781.0	79.3	13	2	1385.0	1214.0	-
381625.0	75.9	13	2	1765.0	1985.0	-
575412.0	72.8	13	2	1287.0	1534.0	-
769997.0	57.6	13	1	1531.0	-	-
164374.0	94.0	13	3	1769.0	1800.0	1862.0

Type 5 Radar Waveform_26

Burst Offset (us)	Pulse Width (us)	Chirp Width (MHz)	Number of Pulses per Burst	PRI-1 (us)	PRI-2 (us)	PRI-3 (us)
357941.0	70.6	14	2	1607.0	1911.0	-
550581.0	100.0	14	3	1432.0	1243.0	1612.0
742671.0	84.8	14	3	1863.0	1815.0	1568.0
141302.0	61.0	14	1	1673.0	-	-
333361.0	87.1	14	3	1826.0	1694.0	1873.0
526693.0	99.1	14	3	1196.0	1622.0	1646.0
722418.0	52.5	14	1	1389.0	-	-
117000.0	95.9	14	3	1887.0	1366.0	1492.0
310792.0	74.8	14	2	1085.0	1305.0	-
502351.0	88.2	14	3	1459.0	1998.0	1918.0
698607.0	50.5	14	1	1335.0	-	-
93380.0	94.9	14	3	1060.0	1138.0	1374.0
286500.0	91.9	14	3	1174.0	1003.0	1503.0
479165.0	87.0	14	3	1890.0	1471.0	1095.0
674851.0	54.7	14	1	1212.0	-	-

Type 5 Radar Waveform_27

Burst Offset (us)	Pulse Width (us)	Chirp Width (MHz)	Number of Pulses per Burst	PRI-1 (us)	PRI-2 (us)	PRI-3 (us)
87222.0	65.2	11	1	1743.0	-	-
328981.0	75.1	11	2	1043.0	1761.0	-
570527.0	67.0	11	2	1494.0	1844.0	-
813989.0	51.1	11	1	1203.0	-	-
57363.0	81.3	11	2	1369.0	1007.0	-
299478.0	58.9	11	1	1845.0	-	-
541288.0	81.4	11	2	1215.0	1135.0	-
783858.0	55.6	11	1	1575.0	-	-
27495.0	91.3	11	3	1016.0	1836.0	1889.0
269741.0	62.0	11	1	1539.0	-	-
511225.0	73.8	11	2	1311.0	1543.0	-
752798.0	67.8	11	2	1349.0	1858.0	-

Type 5 Radar Waveform_28

Burst Offset (us)	Pulse Width (us)	Chirp Width (MHz)	Number of Pulses per Burst	PRI-1 (us)	PRI-2 (us)	PRI-3 (us)
995196.0	82.0	10	2	1012.0	1549.0	-
239446.0	88.2	10	3	1205.0	1119.0	1158.0
481339.0	71.6	10	2	1276.0	1779.0	-
723919.0	65.3	10	1	1967.0	-	-
963034.0	89.7	10	3	1632.0	1682.0	1690.0
209333.0	97.0	10	3	1892.0	1880.0	1342.0
451603.0	69.2	10	2	1220.0	1731.0	-
693435.0	74.4	10	2	1208.0	1720.0	-
934159.0	96.3	10	3	1551.0	1290.0	1257.0
180208.0	61.5	10	1	1806.0	-	-
422623.0	64.9	10	1	1046.0	-	-
662960.0	98.5	10	3	1124.0	1167.0	1671.0

Type 5 Radar Waveform_29

Burst Offset (us)	Pulse Width (us)	Chirp Width (MHz)	Number of Pulses per Burst	PRI-1 (us)	PRI-2 (us)	PRI-3 (us)
836735.0	53.8	11	1	1693.0	-	-
138500.0	84.5	11	3	1332.0	1051.0	1401.0
361849.0	79.0	11	2	1162.0	1628.0	-
585670.0	65.2	11	1	1810.0	-	-
806392.0	99.1	11	3	1252.0	1794.0	1855.0
111185.0	73.6	11	2	1281.0	1282.0	-
333830.0	96.6	11	3	1082.0	1841.0	1313.0
557528.0	77.4	11	2	1019.0	1814.0	-
780336.0	81.3	11	2	1807.0	1474.0	-
83773.0	52.8	11	1	1598.0	-	-
307277.0	50.4	11	1	1548.0	-	-
530880.0	54.2	11	1	1368.0	-	-
753951.0	58.9	11	1	1946.0	-	-

Radar Type 6 - Radar Statistical Performance			
Trail #	1=Detection 0=No Detection	Trail #	1=Detection 0=No Detection
0	1	15	1
1	1	16	1
2	1	17	1
3	0	18	1
4	1	19	1
5	1	20	1
6	1	21	1
7	1	22	1
8	1	23	1
9	1	24	1
10	1	25	1
11	1	26	1
12	1	27	1
13	1	28	1
14	1	29	1
Detection Percentage (%)		**96.7%**	

Type 6 Radar Waveform_0

Frequency List (MHz)	0	1	2	3	4
0	5581	5318	5612	5277	5262
5	5385	5492	5320	5643	5582
10	5579	5308	5359	5411	5417
15	5663	5544	5572	5319	5520
20	5403	5502	5515	5613	5283
25	5517	5527	5339	5290	5718
30	5477	5310	5519	5698	5303
35	5661	5493	5401	5689	5358
40	5415	5538	5691	5437	5688
45	5610	5285	5286	5364	5677
50	5312	5329	5528	5346	5719
55	5470	5680	5280	5705	5589
60	5352	5723	5565	5438	5461
65	5349	5398	5518	5327	5653
70	5392	5434	5324	5269	5271
75	5330	5551	5627	5701	5521
80	5455	5554	5619	5500	5662
85	5499	5656	5481	5536	5328
90	5435	5674	5264	5694	5399
95	5710	5571	5323	5274	5645

Type 6 Radar Waveform_1

Frequency List (MHz)	0	1	2	3	4
0	5361	5557	5548	5438	5482
5	5427	5417	5395	5331	5314
10	5510	5572	5400	5509	5276
15	5671	5675	5364	5712	5411
20	5668	5553	5605	5256	5405
25	5379	5542	5394	5697	5382
30	5463	5267	5259	5375	5598
35	5325	5584	5672	5492	5603
40	5498	5359	5366	5693	5721
45	5339	5251	5654	5378	5363
50	5418	5351	5432	5424	5279
55	5652	5391	5384	5662	5298
60	5434	5350	5597	5456	5464
65	5420	5496	5722	5289	5533
70	5495	5608	5381	5534	5711
75	5718	5304	5497	5479	5402
80	5444	5253	5293	5389	5447
85	5312	5429	5700	5281	5295
90	5252	5626	5307	5269	5624
95	5723	5274	5422	5532	5385

Type 6 Radar Waveform_2

Frequency List (MHz)	0	1	2	3	4
0	5519	5321	5484	5502	5324
5	5566	5439	5470	5494	5618
10	5441	5361	5704	5459	5364
15	5323	5303	5409	5429	5419
20	5262	5694	5671	5328	5270
25	5595	5256	5424	5352	5699
30	5474	5624	5464	5675	5468
35	5267	5517	5511	5581	5317
40	5599	5673	5551	5301	5304
45	5392	5516	5530	5554	5414
50	5507	5649	5612	5620	5378
55	5585	5600	5488	5444	5339
60	5314	5427	5485	5722	5373
65	5560	5489	5259	5633	5503
70	5345	5698	5723	5541	5589
75	5644	5492	5407	5367	5674
80	5402	5437	5504	5348	5636
85	5440	5695	5607	5594	5706
90	5471	5638	5404	5269	5681
95	5388	5642	5506	5351	5472

Type 6 Radar Waveform_3

Frequency List (MHz)	0	1	2	3	4
0	5299	5560	5420	5663	5544
5	5608	5364	5545	5350	5275
10	5722	5482	5424	5480	5452
15	5450	5406	5357	5718	5330
20	5428	5435	5686	5677	5559
25	5655	5473	5699	5290	5466
30	5338	5656	5689	5301	5616
35	5603	5291	5361	5528	5447
40	5286	5255	5602	5531	5384
45	5362	5445	5403	5309	5465
50	5693	5472	5459	5333	5332
55	5678	5713	5571	5617	5609
60	5284	5316	5615	5373	5671
65	5409	5392	5537	5705	5489
70	5527	5669	5674	5682	5374
75	5339	5684	5570	5410	5279
80	5273	5474	5430	5491	5394
85	5305	5467	5540	5601	5371
90	5712	5505	5423	5513	5383
95	5261	5372	5485	5454	5292

Type 6 Radar Waveform_4

Frequency List (MHz)	0	1	2	3	4
0	5554	5421	5356	5349	5386
5	5650	5620	5723	5557	5681
10	5511	5523	5619	5501	5540
15	5577	5509	5402	5435	5338
20	5594	5473	5300	5350	5604
25	5579	5328	5324	5508	5702
30	5613	5332	5550	5339	5645
35	5479	5632	5573	5442	5286
40	5369	5668	5507	5347	5434
45	5467	5323	5498	5660	5431
50	5516	5307	5673	5403	5521
55	5393	5532	5542	5271	5299
60	5704	5623	5441	5319	5445
65	5602	5718	5399	5475	5530
70	5518	5553	5641	5343	5459
75	5255	5648	5662	5292	5529
80	5638	5493	5391	5589	5683
85	5596	5430	5635	5469	5528
90	5449	5340	5305	5525	5400
95	5316	5438	5464	5490	5610

Type 6 Radar Waveform_5

Frequency List (MHz)	0	1	2	3	4
0	5334	5660	5292	5510	5606
5	5314	5311	5695	5411	5289
10	5515	5300	5564	5339	5522
15	5531	5607	5447	5627	5346
20	5663	5414	5623	5713	5456
25	5307	5432	5358	5647	5591
30	5570	5547	5702	5634	5309
35	5428	5348	5356	5600	5452
40	5272	5344	5363	5491	5550
45	5381	5551	5555	5536	5567
50	5396	5496	5250	5709	5715
55	5583	5351	5513	5400	5464
60	5271	5455	5364	5362	5710
65	5569	5384	5434	5446	5521
70	5471	5461	5533	5270	5529
75	5690	5579	5398	5629	5439
80	5402	5310	5327	5653	5388
85	5683	5535	5490	5352	5399
90	5392	5614	5476	5565	5417
95	5371	5437	5336	5688	5705

Type 6 Radar Waveform_6

Frequency List (MHz)	0	1	2	3	4
0	5589	5424	5703	5671	5448
5	5356	5333	5673	5574	5593
10	5446	5564	5605	5437	5543
15	5619	5259	5618	5492	5344
20	5257	5354	5355	5381	5596
25	5504	5308	5510	5633	5392
30	5689	5577	5527	5287	5476
35	5357	5661	5699	5501	5367
40	5439	5632	5544	5512	5341
45	5292	5471	5604	5345	5412
50	5485	5319	5669	5325	5298
55	5548	5387	5432	5629	5691
60	5384	5665	5436	5518	5420
65	5644	5716	5324	5640	5594
70	5505	5559	5659	5602	5444
75	5610	5415	5566	5491	5385
80	5601	5586	5377	5453	5302
85	5450	5546	5304	5352	5413
90	5447	5646	5434	5426	5421
95	5709	5288	5411	5642	5360

Type 6 Radar Waveform_7

Frequency List (MHz)	0	1	2	3	4
0	5272	5663	5639	5357	5668
5	5398	5258	5273	5640	5325
10	5377	5353	5646	5632	5564
15	5707	5386	5721	5440	5536
20	5265	5423	5393	5373	5569
25	5392	5257	5713	5262	5426
30	5256	5466	5484	5502	5628
35	5652	5490	5277	5592	5654
40	5281	5278	5715	5482	5338
45	5599	5451	5716	5400	5560
50	5666	5669	5671	5617	5516
55	5513	5623	5488	5367	5358
60	5561	5319	5636	5691	5491
65	5254	5259	5467	5359	5476
70	5608	5602	5712	5530	5443
75	5481	5518	5722	5587	5591
80	5371	5525	5347	5558	5304
85	5382	5321	5489	5694	5267
90	5404	5413	5366	5469	5447
95	5329	5280	5405	5704	5682

Type 6 Radar Waveform_8

Frequency List (MHz)	0	1	2	3	4
0	5527	5427	5575	5518	5510
5	5440	5280	5348	5328	5532
10	5686	5714	5309	5352	5585
15	5320	5513	5349	5485	5253
20	5273	5589	5334	5462	5542
25	5658	5584	5441	5366	5460
30	5395	5355	5620	5402	5472
35	5629	5368	5388	5332	5670
40	5689	5323	5420	5432	5528
45	5324	5458	5613	5497	5660
50	5720	5285	5343	5701	5577
55	5678	5661	5329	5690	5484
60	5523	5414	5297	5416	5403
65	5405	5516	5261	5292	5457
70	5477	5500	5367	5633	5572
75	5623	5635	5603	5722	5464
80	5379	5489	5476	5356	5610
85	5455	5564	5634	5364	5384
90	5389	5565	5536	5486	5602
95	5494	5429	5418	5591	5350

Type 6 Radar Waveform_9

Frequency List (MHz)	0	1	2	3	4
0	5307	5666	5511	5582	5255
5	5579	5680	5423	5491	5361
10	5617	5503	5350	5547	5606
15	5311	5640	5452	5530	5445
20	5659	5658	5275	5454	5515
25	5546	5533	5470	5494	5437
30	5341	5398	5360	5554	5670
35	5293	5556	5584	5528	5406
40	5261	5660	5429	5314	5407
45	5516	5384	5418	5296	5374
50	5641	5414	5531	5393	5480
55	5300	5344	5649	5623	5355
60	5715	5718	5283	5365	5431
65	5518	5673	5586	5478	5502
70	5264	5616	5433	5436	5469
75	5487	5301	5553	5400	5648
80	5411	5527	5279	5711	5392
85	5475	5536	5451	5575	5409
90	5434	5324	5467	5471	5401
95	5591	5500	5543	5597	5627

Type 6 Radar Waveform_10

Frequency List (MHz)	0	1	2	3	4
0	5562	5430	5447	5268	5572
5	5621	5702	5498	5654	5568
10	5548	5292	5391	5267	5627
15	5399	5670	5458	5478	5637
20	5667	5349	5691	5543	5488
25	5434	5385	5275	5671	5528
30	5479	5705	5355	5575	5328
35	5490	5432	5647	5552	5260
40	5595	5367	5586	5674	5425
45	5426	5289	5294	5477	5719
50	5649	5537	5347	5463	5464
55	5251	5602	5485	5486	5677
60	5473	5339	5662	5638	5664
65	5484	5314	5370	5253	5565
70	5389	5550	5585	5364	5368
75	5312	5395	5341	5607	5444
80	5534	5652	5283	5640	5590
85	5276	5431	5295	5414	5499
90	5643	5443	5363	5582	5489
95	5452	5256	5510	5599	5646

Type 6 Radar Waveform_11

Frequency List (MHz)	0	1	2	3	4
0	5720	5669	5383	5429	5317
5	5663	5627	5573	5300	5382
10	5556	5432	5365	5648	5487
15	5322	5561	5523	5451	5675
20	5418	5254	5535	5461	5700
25	5712	5478	5562	5618	5594
30	5312	5315	5480	5688	5474
35	5263	5348	5413	5509	5681
40	5612	5665	5423	5693	5274
45	5297	5536	5548	5713	5398
50	5649	5287	5342	5676	5496
55	5620	5505	5504	5513	5591
60	5464	5610	5307	5406	5560
65	5360	5667	5719	5571	5367
70	5692	5288	5354	5310	5630
75	5490	5515	5393	5421	5642
80	5653	5273	5723	5295	5256
85	5559	5408	5414	5358	5402
90	5654	5479	5389	5613	5619
95	5616	5701	5296	5404	5328

Type 6 Radar Waveform_12

Frequency List (MHz)	0	1	2	3	4
0	5500	5433	5319	5590	5634
5	5705	5649	5648	5408	5604
10	5313	5345	5473	5560	5669
15	5575	5449	5664	5568	5643
20	5586	5584	5670	5624	5434
25	5588	5661	5681	5404	5499
30	5660	5580	5269	5254	5508
35	5613	5354	5619	5663	5423
40	5617	5277	5550	5333	5420
45	5525	5656	5593	5350	5326
50	5424	5414	5263	5488	5517
55	5503	5296	5391	5315	5591
60	5555	5290	5653	5687	5295
65	5252	5470	5316	5557	5467
70	5541	5264	5657	5275	5633
75	5496	5406	5677	5331	5338
80	5270	5443	5673	5573	5522
85	5455	5276	5368	5606	5600
90	5344	5485	5495	5631	5255
95	5281	5519	5383	5431	5701

Type 6 Radar Waveform_13

Frequency List (MHz)	0	1	2	3	4
0	5280	5672	5255	5276	5379
5	5369	5574	5723	5571	5336
10	5719	5706	5514	5690	5566
15	5576	5292	5613	5360	5594
20	5653	5611	5616	5407	5513
25	5409	5508	5533	5702	5469
30	5701	5648	5406	5277	5445
35	5415	5341	5434	5456	5488
40	5573	5454	5709	5264	5651
45	5306	5688	5300	5590	5500
50	5352	5311	5364	5250	5581
55	5512	5562	5288	5359	5599
60	5331	5636	5381	5602	5522
65	5273	5485	5640	5470	5390
70	5715	5272	5626	5395	5679
75	5361	5516	5458	5495	5401
80	5267	5638	5582	5647	5716
85	5419	5420	5509	5588	5265
90	5503	5567	5534	5663	5321
95	5325	5302	5464	5608	5536

Type 6 Radar Waveform_14

Frequency List (MHz)	0	1	2	3	4
0	5535	5436	5666	5437	5696
5	5411	5596	5323	5259	5543
10	5553	5495	5555	5475	5711
15	5654	5703	5395	5561	5552
20	5602	5344	5649	5705	5380
25	5267	5462	5515	5709	5567
30	5366	5455	5658	5388	5655
35	5526	5319	5536	5308	5494
40	5348	5295	5540	5426	5338
45	5511	5286	5689	5347	5612
50	5359	5478	5554	5291	5551
55	5441	5609	5307	5679	5296
60	5331	5417	5524	5445	5562
65	5514	5545	5532	5585	5337
70	5317	5454	5557	5626	5473
75	5617	5691	5706	5595	5613
80	5714	5659	5464	5642	5358
85	5576	5354	5584	5373	5627
90	5618	5674	5594	5394	5637
95	5374	5289	5391	5719	5386

Type 6 Radar Waveform_15

Frequency List (MHz)	0	1	2	3	4
0	5315	5675	5602	5598	5441
5	5453	5618	5398	5422	5372
10	5484	5284	5596	5670	5257
15	5267	5258	5401	5606	5269
20	5513	5510	5590	5697	5353
25	5533	5314	5718	5338	5601
30	5408	5344	5615	5603	5332
35	5724	5458	5579	5262	5609
40	5623	5364	5481	5508	5690
45	5572	5430	5412	5365	5467
50	5530	5432	5630	5495	5633
55	5486	5625	5407	5546	5689
60	5390	5491	5340	5588	5534
65	5356	5644	5684	5251	5612
70	5573	5466	5667	5665	5635
75	5393	5536	5639	5624	5650
80	5479	5671	5605	5459	5549
85	5424	5400	5438	5600	5331
90	5386	5306	5446	5568	5460
95	5698	5265	5584	5414	5337

Type 6 Radar Waveform_16

Frequency List (MHz)	0	1	2	3	4
0	5473	5439	5538	5662	5283
5	5495	5543	5488	5579	5318
10	5548	5259	5293	5278	5355
15	5385	5504	5651	5461	5521
20	5531	5311	5326	5421	5641
25	5446	5442	5635	5450	5708
30	5572	5721	5581	5544	5597
35	5340	5375	5422	5273	5448
40	5706	5680	5505	5619	5552
45	5513	5253	5465	5630	5306
50	5546	5653	5716	5633	5574
55	5683	5587	5676	5444	5378
60	5675	5379	5432	5323	5263
65	5534	5556	5483	5392	5479
70	5535	5598	5576	5315	5624
75	5436	5658	5536	5517	5642
80	5274	5276	5415	5687	5636
85	5370	5382	5610	5568	5417
90	5648	5529	5606	5365	5304
95	5501	5358	5580	5368	5404

Type 6 Radar Waveform_17

Frequency List (MHz)	0	1	2	3	4
0	5253	5678	5474	5348	5503
5	5634	5565	5548	5651	5311
10	5724	5337	5300	5488	5299
15	5346	5512	5607	5696	5653
20	5529	5270	5569	5303	5309
25	5590	5649	5546	5669	5492
30	5694	5461	5258	5364	5261
35	5431	5268	5575	5662	5384
40	5411	5618	5486	5502	5451
45	5532	5596	5689	5518	5517
50	5657	5722	5704	5330	5456
55	5421	5396	5541	5294	5641
60	5349	5707	5544	5377	5630
65	5564	5480	5282	5432	5428
70	5686	5371	5338	5395	5681
75	5676	5639	5522	5583	5308
80	5582	5498	5322	5287	5579
85	5275	5633	5382	5452	5531
90	5271	5429	5359	5612	5302
95	5604	5437	5556	5256	5559

Type 6 Radar Waveform_18

Frequency List (MHz)	0	1	2	3	4
0	5508	5442	5410	5509	5345
5	5676	5490	5623	5339	5615
10	5655	5698	5341	5683	5320
15	5434	5639	5710	5644	5370
20	5440	5510	5392	5272	5575
25	5377	5650	5703	5631	5583
30	5486	5507	5562	5303	5522
35	5539	5350	5576	5494	5556
40	5251	5596	5380	5512	5679
45	5571	5307	5436	5423	5280
50	5419	5279	5365	5584	5495
55	5484	5460	5361	5709	5322
60	5462	5487	5426	5580	5381
65	5367	5421	5641	5616	5564
70	5667	5488	5498	5542	5277
75	5250	5479	5574	5397	5313
80	5268	5338	5630	5285	5391
85	5591	5463	5383	5572	5654
90	5384	5715	5336	5446	5454
95	5611	5617	5629	5441	5325

Type 6 Radar Waveform_19

Frequency List (MHz)	0	1	2	3	4
0	5288	5303	5346	5670	5565
5	5718	5512	5698	5502	5347
10	5489	5487	5382	5403	5341
15	5522	5291	5338	5689	5659
20	5448	5505	5451	5384	5720
25	5463	5391	5483	5376	5262
30	5673	5472	5443	5416	5281
35	5442	5613	5335	5503	5587
40	5537	5577	5494	5394	5593
45	5687	5492	5287	5330	5527
50	5669	5312	5599	5331	5508
55	5675	5449	5674	5279	5490
60	5399	5267	5294	5313	5469
65	5306	5253	5436	5322	5636
70	5653	5304	5715	5474	5501
75	5624	5543	5393	5460	5351
80	5507	5569	5498	5530	5480
85	5663	5708	5554	5655	5690
90	5434	5345	5377	5549	5721
95	5370	5328	5250	5471	5666

Type 6 Radar Waveform_20

Frequency List (MHz)	0	1	2	3	4
0	5446	5542	5282	5356	5407
5	5285	5437	5298	5568	5554
10	5420	5276	5423	5598	5362
15	5610	5321	5344	5259	5376
20	5456	5574	5489	5473	5693
25	5254	5718	5686	5480	5296
30	5715	5458	5400	5534	5433
35	5580	5581	5326	5606	5656
40	5501	5660	5432	5634	5590
45	5616	5472	5370	5291	5459
50	5663	5300	5382	5694	5631
55	5388	5403	5389	5476	5640
60	5619	5564	5309	5698	5614
65	5415	5604	5279	5342	5463
70	5328	5600	5330	5639	5307
75	5450	5460	5593	5566	5439
80	5441	5603	5520	5350	5499
85	5561	5527	5297	5550	5275
90	5558	5672	5714	5252	5588
95	5262	5488	5721	5585	5522

Type 6 Radar Waveform_21

Frequency List (MHz)	0	1	2	3	4
0	5701	5306	5693	5517	5627
5	5424	5459	5373	5256	5286
10	5351	5540	5464	5696	5383
15	5601	5448	5447	5682	5568
20	5367	5265	5430	5465	5666
25	5617	5570	5414	5584	5330
30	5379	5347	5357	5274	5400
35	5623	5417	5499	5431	5415
40	5312	5365	5370	5399	5587
45	5545	5355	5453	5349	5633
50	5346	5539	5476	5433	5308
55	5478	5576	5579	5295	5611
60	5273	5254	5530	5537	5361
65	5703	5378	5598	5403	5402
70	5722	5407	5413	5329	5419
75	5686	5582	5422	5380	5630
80	5606	5663	5624	5524	5492
85	5566	5489	5577	5467	5426
90	5439	5366	5395	5404	5258
95	5341	5470	5371	5602	5301

Type 6 Radar Waveform_22

Frequency List (MHz)	0	1	2	3	4
0	5481	5545	5629	5678	5372
5	5466	5384	5448	5419	5590
10	5660	5329	5505	5416	5404
15	5689	5575	5550	5252	5285
20	5375	5334	5371	5554	5639
25	5408	5519	5617	5688	5364
30	5421	5711	5314	5489	5359
35	5598	5287	5508	5295	5584
40	5426	5626	5308	5377	5335
45	5536	5407	5686	5611	5318
50	5652	5484	5397	5424	5422
55	5289	5311	5294	5589	5485
60	5305	5674	5362	5363	5531
65	5414	5490	5681	5571	5708
70	5410	5262	5378	5434	5331
75	5628	5403	5632	5265	5387
80	5352	5309	5521	5687	5469
85	5637	5562	5391	5393	5614
90	5690	5569	5361	5278	5255
95	5480	5619	5356	5650	5638

Type 6 Radar Waveform_23

Frequency List (MHz)	0	1	2	3	4
0	5261	5309	5565	5364	5689
5	5508	5406	5523	5582	5322
10	5591	5690	5546	5611	5425
15	5302	5702	5653	5297	5477
20	5383	5500	5312	5612	5296
25	5371	5345	5414	5398	5463
30	5697	5271	5704	5608	5418
35	5426	5599	5566	5262	5340
40	5465	5531	5721	5307	5678
45	5306	5315	5619	5368	5264
50	5401	5669	5353	5535	5486
55	5722	5269	5643	5484	5408
60	5456	5434	5584	5716	5664
65	5350	5354	5601	5337	5285
70	5694	5413	5489	5281	5403
75	5451	5481	5278	5419	5372
80	5518	5407	5469	5648	5600
85	5279	5259	5444	5387	5367
90	5492	5636	5411	5634	5691
95	5617	5614	5559	5505	5446

Type 6 Radar Waveform_24

Frequency List (MHz)	0	1	2	3	4
0	5419	5548	5501	5428	5434
5	5550	5331	5598	5648	5529
10	5425	5479	5684	5446	5390
15	5354	5281	5342	5669	5294
20	5666	5350	5635	5585	5659
25	5320	5451	5518	5432	5602
30	5586	5703	5347	5285	5713
35	5565	5690	5459	5512	5254
40	5304	5711	5562	5547	5675
45	5613	5295	5702	5426	5317
50	5288	5545	5575	5688	5665
55	5597	5577	5605	5427	5563
60	5274	5661	5587	5296	5555
65	5647	5389	5652	5337	5680
70	5513	5338	5257	5275	5571
75	5462	5564	5388	5424	5583
80	5435	5515	5372	5660	5471
85	5699	5398	5708	5373	5724
90	5494	5601	5653	5466	5715
95	5589	5596	5717	5282	5600

Type 6 Radar Waveform_25

Frequency List (MHz)	0	1	2	3	4
0	5674	5312	5437	5589	5276
5	5689	5353	5673	5336	5358
10	5356	5268	5250	5429	5467
15	5381	5384	5287	5290	5386
20	5302	5260	5291	5627	5558
25	5450	5647	5654	5622	5466
30	5644	5572	5660	5562	5534
35	5436	5607	5306	5255	5665
40	5265	5618	5319	5500	5672
45	5542	5275	5310	5484	5273
50	5553	5421	5705	5637	5286
55	5271	5535	5378	5551	5292
60	5424	5398	5692	5439	5606
65	5430	5413	5717	5596	5328
70	5379	5447	5468	5409	5288
75	5516	5662	5708	5719	5594
80	5485	5443	5341	5498	5680
85	5272	5415	5419	5623	5566
90	5567	5352	5311	5431	5283
95	5279	5710	5521	5699	5487

Type 6 Radar Waveform_26

Frequency List (MHz)	0	1	2	3	4
0	5454	5551	5373	5275	5496
5	5256	5278	5273	5499	5565
10	5287	5532	5291	5624	5488
15	5469	5511	5390	5335	5675
20	5310	5426	5707	5716	5531
25	5338	5382	5251	5500	5686
30	5461	5617	5302	5271	5494
35	5526	5343	5654	5554	5402
40	5438	5455	5669	5471	5255
45	5393	5445	5326	5440	5406
50	5688	5375	5569	5479	5505
55	5482	5718	5272	5346	5604
60	5262	5336	5285	5579	5545
65	5364	5717	5578	5274	5616
70	5684	5689	5591	5714	5628
75	5424	5593	5436	5658	5412
80	5614	5683	5283	5403	5559
85	5279	5385	5695	5636	5722
90	5309	5576	5457	5351	5300
95	5693	5607	5638	5254	5466

Type 6 Radar Waveform_27

Frequency List (MHz)	0	1	2	3	4
0	5709	5315	5309	5436	5338
5	5298	5300	5348	5662	5297
10	5596	5321	5332	5344	5509
15	5557	5638	5493	5380	5392
20	5696	5495	5270	5708	5504
25	5604	5448	5585	5452	5534
30	5350	5574	5517	5460	5454
35	5410	5322	5593	5568	5393
40	5485	5376	5695	5666	5303
45	5613	5476	5503	5379	5705
50	5551	5582	5264	5464	5326
55	5657	5459	5672	5440	5718
60	5475	5294	5569	5637	5706
65	5402	5494	5400	5421	5609
70	5549	5650	5260	5619	5360
75	5563	5648	5560	5359	5674
80	5405	5370	5621	5717	5721
85	5409	5334	5653	5685	5646
90	5378	5357	5449	5444	5488
95	5254	5356	5631	5289	5339

Type 6 Radar Waveform_28

Frequency List (MHz)	0	1	2	3	4
0	5489	5554	5720	5597	5558
5	5437	5700	5423	5253	5601
10	5527	5585	5373	5539	5530
15	5645	5290	5596	5425	5584
20	5704	5661	5686	5322	5477
25	5492	5300	5313	5556	5568
30	5392	5336	5531	5635	5612
35	5274	5452	5676	5690	5271
40	5579	5707	5665	5314	5460
45	5285	5593	5559	5561	5432
50	5592	5427	5283	5315	5553
55	5270	5370	5413	5387	5259
60	5689	5507	5459	5538	5401
65	5463	5652	5603	5443	5339
70	5404	5352	5722	5343	5719
75	5587	5607	5479	5342	5386
80	5525	5634	5498	5667	5309
85	5406	5529	5706	5570	5365
90	5408	5580	5269	5609	5494
95	5288	5303	5465	5273	5278

Type 6 Radar Waveform_29

Frequency List (MHz)	0	1	2	3	4
0	5647	5318	5656	5283	5400
5	5479	5722	5498	5416	5333
10	5458	5471	5414	5259	5551
15	5636	5417	5699	5373	5301
20	5712	5255	5627	5314	5450
25	5724	5419	5660	5602	5434
30	5700	5488	5375	5386	5472
35	5591	5292	5486	5424	5493
40	5546	5273	5252	5282	5539
45	5573	5642	5522	5485	5382
50	5681	5459	5366	5264	5592
55	5558	5367	5577	5553	5624
60	5483	5330	5695	5329	5392
65	5463	5296	5533	5436	5515
70	5566	5401	5502	5388	5302
75	5269	5279	5356	5372	5403
80	5346	5556	5466	5669	5287
85	5708	5362	5353	5467	5299
90	5500	5477	5360	5266	5257
95	5651	5675	5516	5503	5293

Test Site	WZ-SR4	Test Engineer	Jake Lan
Test Date	2024-07-07		
Test Item	Radar Statistical Performance Check (802.11be-EHT40 – 5510MHz)		

Radar Type 1-4 - Radar Statistical Performance								
Trial	Radar Type 1		Radar Type 2		Radar Type 3		Radar Type 4	
	Frequency (MHz)	1=detect 0=no detect	Frequency (MHz)	1=detect 0=no detect	Frequency (MHz)	1=detect 0=no detect	Frequency (MHz)	1=detect 0=no detect
0	5513	1	5496	1	5524	1	5490	1
1	5490	1	5530	1	5504	0	5493	0
2	5502	1	5499	1	5501	1	5521	1
3	5524	1	5504	0	5490	1	5529	1
4	5492	1	5491	1	5506	1	5510	0
5	5526	1	5527	1	5528	1	5512	1
6	5512	1	5525	0	5529	1	5505	1
7	5494	1	5512	1	5495	1	5516	1
8	5518	1	5490	1	5493	1	5504	1
9	5528	1	5511	1	5514	1	5530	0
10	5506	1	5505	1	5505	0	5524	1
11	5508	1	5521	1	5513	1	5501	0
12	5520	1	5508	0	5530	0	5526	1
13	5519	1	5518	0	5499	0	5525	1
14	5503	1	5523	1	5507	0	5520	1
15	5496	1	5529	0	5494	1	5517	1
16	5509	1	5513	1	5496	1	5492	1
17	5498	1	5502	0	5525	1	5497	1
18	5523	1	5500	1	5520	1	5499	1
19	5517	1	5516	1	5509	1	5527	0
20	5493	1	5517	0	5511	1	5491	0
21	5530	1	5494	1	5497	0	5509	1
22	5500	1	5520	1	5508	1	5508	1
23	5499	1	5495	1	5526	1	5514	0
24	5529	1	5493	1	5510	0	5522	0
25	5514	1	5514	1	5500	1	5515	1
26	5510	1	5492	1	5491	1	5518	1

Radar Type 1-4 - Radar Statistical Performance								
Trial	Radar Type 1		Radar Type 2		Radar Type 3		Radar Type 4	
	Frequency (MHz)	1=detect 0=no detect	Frequency (MHz)	1=detect 0=no detect	Frequency (MHz)	1=detect 0=no detect	Frequency (MHz)	1=detect 0=no detect
27	5501	1	5526	1	5498	1	5500	1
28	5507	1	5507	1	5503	1	5528	1
29	5527	1	5519	0	5492	1	5519	1
Probability:	100.0%		73.3%		76.7%		73.3%	
Aggregate:	**80.8% (>80%)**							

Radar Type 1 - Radar Waveform

	Trial Id	Radar Type	Pulse Width (us)	PRI (us)	Number of Pulses	Waveform Length (us)
Download	0	Type 1	1.0	858.0	62	53196.0
Download	1	Type 1	1.0	518.0	102	52836.0
Download	2	Type 1	1.0	838.0	63	52794.0
Download	3	Type 1	1.0	938.0	57	53466.0
Download	4	Type 1	1.0	878.0	61	53558.0
Download	5	Type 1	1.0	698.0	76	53048.0
Download	6	Type 1	1.0	738.0	72	53136.0
Download	7	Type 1	1.0	3066.0	18	55188.0
Download	8	Type 1	1.0	558.0	95	53010.0
Download	9	Type 1	1.0	918.0	58	53244.0
Download	10	Type 1	1.0	678.0	78	52884.0
Download	11	Type 1	1.0	898.0	59	52982.0
Download	12	Type 1	1.0	638.0	83	52954.0
Download	13	Type 1	1.0	818.0	65	53170.0
Download	14	Type 1	1.0	758.0	70	53060.0
Download	15	Type 1	1.0	2150.0	25	53750.0
Download	16	Type 1	1.0	1388.0	39	54132.0
Download	17	Type 1	1.0	2041.0	26	53066.0
Download	18	Type 1	1.0	1983.0	27	53541.0
Download	19	Type 1	1.0	1407.0	38	53466.0
Download	20	Type 1	1.0	2522.0	21	52962.0
Download	21	Type 1	1.0	1000.0	53	53000.0
Download	22	Type 1	1.0	643.0	83	53369.0
Download	23	Type 1	1.0	2663.0	20	53260.0
Download	24	Type 1	1.0	1250.0	43	53750.0
Download	25	Type 1	1.0	805.0	66	53130.0
Download	26	Type 1	1.0	701.0	76	53276.0
Download	27	Type 1	1.0	2400.0	22	52800.0
Download	28	Type 1	1.0	1243.0	43	53449.0
Download	29	Type 1	1.0	2892.0	19	54948.0

Radar Type 2 - Radar Waveform

	Trial Id	Radar Type	Pulse Width (us)	PRI (us)	Number of Pulses	Waveform Length (us)
Download	0	Type 2	1.1	217.0	23	4991.0
Download	1	Type 2	3.0	220.0	26	5720.0
Download	2	Type 2	4.9	156.0	29	4524.0
Download	3	Type 2	3.4	157.0	27	4239.0
Download	4	Type 2	3.2	224.0	26	5824.0
Download	5	Type 2	3.7	169.0	27	4563.0
Download	6	Type 2	4.7	208.0	29	6032.0
Download	7	Type 2	4.1	152.0	28	4256.0
Download	8	Type 2	3.0	188.0	26	4888.0
Download	9	Type 2	2.3	160.0	25	4000.0
Download	10	Type 2	3.2	229.0	26	5954.0
Download	11	Type 2	2.5	151.0	25	3775.0
Download	12	Type 2	2.8	222.0	26	5772.0
Download	13	Type 2	4.6	176.0	29	5104.0
Download	14	Type 2	2.8	219.0	26	5694.0
Download	15	Type 2	4.2	179.0	28	5012.0
Download	16	Type 2	1.2	228.0	23	5244.0
Download	17	Type 2	4.5	216.0	29	6264.0
Download	18	Type 2	2.1	165.0	24	3960.0
Download	19	Type 2	1.4	162.0	23	3726.0
Download	20	Type 2	2.5	187.0	25	4675.0
Download	21	Type 2	4.4	227.0	28	6356.0
Download	22	Type 2	1.6	209.0	24	5016.0
Download	23	Type 2	2.7	210.0	25	5250.0
Download	24	Type 2	1.8	153.0	24	3672.0
Download	25	Type 2	2.6	175.0	25	4375.0
Download	26	Type 2	4.5	173.0	29	5017.0
Download	27	Type 2	1.2	195.0	23	4485.0
Download	28	Type 2	4.3	170.0	28	4760.0
Download	29	Type 2	4.1	189.0	28	5292.0

Radar Type 3 - Radar Waveform

	Trial Id	Radar Type	Pulse Width (us)	PRI (us)	Number of Pulses	Waveform Length (us)
Download	0	Type 3	6.1	407.0	16	6512.0
Download	1	Type 3	8.0	391.0	17	6647.0
Download	2	Type 3	9.9	378.0	18	6804.0
Download	3	Type 3	8.4	228.0	17	3876.0
Download	4	Type 3	8.2	479.0	17	8143.0
Download	5	Type 3	8.7	488.0	17	8296.0
Download	6	Type 3	9.7	451.0	18	8118.0
Download	7	Type 3	9.1	348.0	18	6264.0
Download	8	Type 3	8.0	489.0	17	8313.0
Download	9	Type 3	7.3	254.0	16	4064.0
Download	10	Type 3	8.2	226.0	17	3842.0
Download	11	Type 3	7.5	285.0	17	4845.0
Download	12	Type 3	7.8	457.0	17	7769.0
Download	13	Type 3	9.6	284.0	18	5112.0
Download	14	Type 3	7.8	245.0	17	4165.0
Download	15	Type 3	9.2	359.0	18	6462.0
Download	16	Type 3	6.2	425.0	16	6800.0
Download	17	Type 3	9.5	491.0	18	8838.0
Download	18	Type 3	7.1	290.0	16	4640.0
Download	19	Type 3	6.4	203.0	16	3248.0
Download	20	Type 3	7.5	395.0	17	6715.0
Download	21	Type 3	9.4	202.0	18	3636.0
Download	22	Type 3	6.6	341.0	16	5456.0
Download	23	Type 3	7.7	458.0	17	7786.0
Download	24	Type 3	6.8	339.0	16	5424.0
Download	25	Type 3	7.6	482.0	17	8194.0
Download	26	Type 3	9.5	364.0	18	6552.0
Download	27	Type 3	6.2	325.0	16	5200.0
Download	28	Type 3	9.3	497.0	18	8946.0
Download	29	Type 3	9.1	235.0	18	4230.0

Radar Type 4 - Radar Waveform

	Trial Id	Radar Type	Pulse Width (us)	PRI (us)	Number of Pulses	Waveform Length (us)
Download	0	Type 4	11.3	407.0	12	4884.0
Download	1	Type 4	15.5	391.0	14	5474.0
Download	2	Type 4	19.7	378.0	16	6048.0
Download	3	Type 4	16.4	228.0	15	3420.0
Download	4	Type 4	16.0	479.0	14	6706.0
Download	5	Type 4	17.0	488.0	15	7320.0
Download	6	Type 4	19.2	451.0	16	7216.0
Download	7	Type 4	17.9	348.0	15	5220.0
Download	8	Type 4	15.5	489.0	14	6846.0
Download	9	Type 4	13.9	254.0	13	3302.0
Download	10	Type 4	15.8	226.0	14	3164.0
Download	11	Type 4	14.5	285.0	13	3705.0
Download	12	Type 4	15.0	457.0	14	6398.0
Download	13	Type 4	18.9	284.0	16	4544.0
Download	14	Type 4	15.1	245.0	14	3430.0
Download	15	Type 4	18.1	359.0	15	5385.0
Download	16	Type 4	11.5	425.0	12	5100.0
Download	17	Type 4	18.8	491.0	16	7856.0
Download	18	Type 4	13.5	290.0	13	3770.0
Download	19	Type 4	11.9	203.0	12	2436.0
Download	20	Type 4	14.3	395.0	13	5135.0
Download	21	Type 4	18.6	202.0	16	3232.0
Download	22	Type 4	12.4	341.0	12	4092.0
Download	23	Type 4	14.8	458.0	14	6412.0
Download	24	Type 4	12.9	339.0	13	4407.0
Download	25	Type 4	14.7	482.0	14	6748.0
Download	26	Type 4	18.9	364.0	16	5824.0
Download	27	Type 4	11.6	325.0	12	3900.0
Download	28	Type 4	18.4	497.0	16	7952.0
Download	29	Type 4	18.0	235.0	15	3525.0

Radar Type 5 - Radar Statistical Performance					
Trail #	Test Freq. (MHz)	1=Detection 0=No Detection	Trail #	Test Freq. (MHz)	1=Detection 0=No Detection
0	5510	1	15	5496.8	1
1	5510	1	16	5492	1
2	5510	1	17	5497.2	1
3	5510	1	18	5493.6	1
4	5510	1	19	5492.4	1
5	5510	1	20	5526	1
6	5510	1	21	5522.8	1
7	5510	1	22	5527.2	1
8	5510	1	23	5525.6	1
9	5510	1	24	5526.8	1
10	5495.2	1	25	5525.6	1
11	5494.4	1	26	5522.4	1
12	5494.8	1	27	5527.6	0
13	5497.6	1	28	5522.8	1
14	5494.8	1	29	5523.2	1
Detection Percentage (%)			**96.7%**		

Type 5 Radar Waveform_0

Burst Offset (us)	Pulse Width (us)	Chirp Width (MHz)	Number of Pulses per Burst	PRI-1 (us)	PRI-2 (us)	PRI-3 (us)
414699.0	51.7	5	1	1973.0	-	-
777614.0	75.1	5	2	1037.0	1714.0	-
1139163.0	97.9	5	3	1856.0	1413.0	1556.0
6622.0	80.1	5	2	1865.0	1490.0	-
369623.0	77.7	5	2	1575.0	1710.0	-
732920.0	83.1	5	2	1586.0	1091.0	-
1095290.0	95.5	5	3	1199.0	1406.0	1135.0
1458548.0	88.5	5	3	1341.0	1003.0	1020.0

Type 5 Radar Waveform_1

Burst Offset (us)	Pulse Width (us)	Chirp Width (MHz)	Number of Pulses per Burst	PRI-1 (us)	PRI-2 (us)	PRI-3 (us)
185437.0	75.1	13	2	1549.0	1366.0	-
393089.0	66.2	13	1	1882.0	-	-
599614.0	76.9	13	2	1609.0	1559.0	-
806517.0	69.2	13	2	1428.0	1965.0	-
159772.0	72.3	13	2	1834.0	1861.0	-
366529.0	94.0	13	3	1396.0	1408.0	1427.0
573950.0	73.0	13	2	1449.0	1945.0	-
780226.0	89.2	13	3	1894.0	1314.0	1044.0
134584.0	53.1	13	1	1735.0	-	-
340868.0	93.4	13	3	1857.0	1739.0	1089.0
549742.0	64.1	13	1	1374.0	-	-
757103.0	55.1	13	1	1589.0	-	-
108869.0	68.7	13	2	1382.0	1608.0	-
315759.0	92.1	13	3	1233.0	1008.0	1477.0

Type 5 Radar Waveform_2

Burst Offset (us)	Pulse Width (us)	Chirp Width (MHz)	Number of Pulses per Burst	PRI-1 (us)	PRI-2 (us)	PRI-3 (us)
366689.0	57.7	20	1	1345.0	-	-
510006.0	71.4	20	2	1633.0	1906.0	-
58429.0	60.8	20	1	1246.0	-	-
203092.0	70.4	20	2	1681.0	1192.0	-
346516.0	93.9	20	3	1819.0	1511.0	1943.0
493773.0	53.4	20	1	1617.0	-	-
40311.0	90.8	20	3	1480.0	1286.0	1893.0
184594.0	88.9	20	3	1581.0	1950.0	1469.0
330926.0	56.6	20	1	1335.0	-	-
473558.0	89.2	20	3	1401.0	1261.0	1896.0
22659.0	63.4	20	1	1138.0	-	-
167445.0	82.5	20	2	1362.0	1402.0	-
312962.0	55.9	20	1	1486.0	-	-
458095.0	51.1	20	1	1519.0	-	-
4747.0	75.5	20	2	1933.0	1779.0	-
149147.0	95.0	20	3	1753.0	1254.0	1579.0
295115.0	64.4	20	1	1420.0	-	-
438054.0	96.5	20	3	1741.0	1489.0	1228.0
585146.0	52.4	20	1	1745.0	-	-
131729.0	73.3	20	2	1162.0	1748.0	-

Type 5 Radar Waveform_3

Burst Offset (us)	Pulse Width (us)	Chirp Width (MHz)	Number of Pulses per Burst	PRI-1 (us)	PRI-2 (us)	PRI-3 (us)
368776.0	96.6	14	3	1257.0	1126.0	1383.0
561326.0	85.9	14	3	1373.0	1682.0	1508.0
755088.0	70.6	14	2	1824.0	1848.0	-
152307.0	62.8	14	1	1510.0	-	-
346003.0	51.8	14	1	1426.0	-	-
539768.0	60.4	14	1	1300.0	-	-
733563.0	54.2	14	1	1207.0	-	-
127953.0	86.7	14	3	1974.0	1367.0	1278.0
321518.0	72.6	14	2	1460.0	1524.0	-
515611.0	52.7	14	1	1757.0	-	-
707862.0	71.8	14	2	1762.0	1514.0	-
104614.0	52.5	14	1	1391.0	-	-
297540.0	81.5	14	2	1987.0	1443.0	-
491852.0	59.6	14	1	1616.0	-	-
684278.0	67.3	14	2	1154.0	1868.0	-

Type 5 Radar Waveform_4

Burst Offset (us)	Pulse Width (us)	Chirp Width (MHz)	Number of Pulses per Burst	PRI-1 (us)	PRI-2 (us)	PRI-3 (us)
80581.0	76.5	13	2	1405.0	1722.0	-
273839.0	69.2	13	2	1979.0	1173.0	-
467978.0	57.2	13	1	1655.0	-	-
659788.0	89.3	13	3	1004.0	1770.0	1069.0
56652.0	92.0	13	3	1767.0	1935.0	1147.0
249371.0	97.8	13	3	1917.0	1926.0	1423.0
442760.0	86.3	13	3	1002.0	1659.0	1453.0
638237.0	59.5	13	1	1047.0	-	-
32907.0	87.8	13	3	1860.0	1306.0	1463.0
226831.0	55.8	13	1	1029.0	-	-
418151.0	89.9	13	3	1706.0	1990.0	1998.0
611659.0	88.0	13	3	1737.0	1651.0	1183.0
9168.0	71.8	13	2	1066.0	1607.0	-
202726.0	63.6	13	1	1958.0	-	-
396545.0	58.2	13	1	1418.0	-	-

Type 5 Radar Waveform_5

Burst Offset (us)	Pulse Width (us)	Chirp Width (MHz)	Number of Pulses per Burst	PRI-1 (us)	PRI-2 (us)	PRI-3 (us)
552081.0	79.0	15	2	1649.0	1380.0	-
732510.0	67.6	15	2	1807.0	1970.0	-
167758.0	52.7	15	1	1599.0	-	-
347563.0	95.4	15	3	1462.0	1948.0	1844.0
528225.0	95.6	15	3	1863.0	1847.0	1491.0
710986.0	71.9	15	2	1642.0	1328.0	-
145324.0	50.7	15	1	1992.0	-	-
325609.0	98.1	15	3	1822.0	1562.0	1195.0
507752.0	68.6	15	2	1316.0	1269.0	-
687217.0	83.5	15	3	1991.0	1520.0	1033.0
122442.0	99.3	15	3	1584.0	1869.0	1795.0
304710.0	54.1	15	1	1212.0	-	-
486139.0	66.2	15	1	1483.0	-	-
668104.0	53.8	15	1	1005.0	-	-
100589.0	67.4	15	2	1298.0	1010.0	-
282298.0	60.8	15	1	1326.0	-	-

Type 5 Radar Waveform_6

Burst Offset (us)	Pulse Width (us)	Chirp Width (MHz)	Number of Pulses per Burst	PRI-1 (us)	PRI-2 (us)	PRI-3 (us)
390397.0	50.9	19	1	1495.0	-	-
540534.0	96.3	19	3	1892.0	1709.0	1001.0
65654.0	83.8	19	3	1336.0	1115.0	1810.0
217688.0	99.1	19	3	1348.0	1907.0	1323.0
370830.0	75.7	19	2	1446.0	1311.0	-
524384.0	57.1	19	1	1501.0	-	-
47131.0	57.2	19	1	1355.0	-	-
199873.0	60.4	19	1	1690.0	-	-
351474.0	75.6	19	2	1913.0	1862.0	-
505371.0	60.2	19	1	1738.0	-	-
28205.0	76.3	19	2	1962.0	1566.0	-
180601.0	82.9	19	2	1295.0	1977.0	-
334019.0	57.0	19	1	1321.0	-	-
486439.0	61.9	19	1	1888.0	-	-
9456.0	72.4	19	2	1339.0	1344.0	-
161775.0	82.4	19	2	1571.0	1919.0	-
314134.0	73.0	19	2	1580.0	1855.0	-
468142.0	64.4	19	1	1194.0	-	-
618673.0	73.8	19	2	1611.0	1976.0	-

Type 5 Radar Waveform_7

Burst Offset (us)	Pulse Width (us)	Chirp Width (MHz)	Number of Pulses per Burst	PRI-1 (us)	PRI-2 (us)	PRI-3 (us)
160282.0	54.1	17	1	1940.0	-	-
329946.0	99.8	17	3	1097.0	1623.0	1484.0
499054.0	86.2	17	3	1818.0	1984.0	1905.0
672782.0	64.1	17	1	1610.0	-	-
138731.0	95.5	17	3	1352.0	1466.0	1759.0
309581.0	75.7	17	2	1708.0	1140.0	-
479824.0	71.2	17	2	1312.0	1924.0	-
648893.0	88.7	17	3	1340.0	1821.0	1529.0
118226.0	55.7	17	1	1921.0	-	-
287899.0	92.8	17	3	1654.0	1543.0	1307.0
458030.0	93.6	17	3	1375.0	1789.0	1302.0
630206.0	70.0	17	2	1150.0	1015.0	-
97239.0	55.7	17	1	1606.0	-	-
267391.0	70.4	17	2	1881.0	1451.0	-
437105.0	95.1	17	3	1226.0	1354.0	1839.0
607204.0	88.9	17	3	1279.0	1436.0	1736.0
75857.0	91.8	17	3	1219.0	1823.0	1729.0

Type 5 Radar Waveform_8

Burst Offset (us)	Pulse Width (us)	Chirp Width (MHz)	Number of Pulses per Burst	PRI-1 (us)	PRI-2 (us)	PRI-3 (us)
299145.0	88.0	13	3	1712.0	1488.0	1014.0
507586.0	64.6	13	1	1552.0	-	-
714153.0	82.5	13	2	1041.0	1636.0	-
66860.0	71.9	13	2	1790.0	1683.0	-
274666.0	60.4	13	1	1092.0	-	-
480137.0	92.3	13	3	1864.0	1957.0	1083.0
688201.0	69.7	13	2	1275.0	1930.0	-
41324.0	85.4	13	3	1783.0	1074.0	1303.0
247839.0	95.7	13	3	1569.0	1997.0	1832.0
455930.0	67.8	13	2	1517.0	1039.0	-
661127.0	91.0	13	3	1728.0	1854.0	1638.0
15890.0	56.6	13	1	1523.0	-	-
223336.0	61.1	13	1	1788.0	-	-
430592.0	66.8	13	2	1076.0	1098.0	-

Type 5 Radar Waveform_9

Burst Offset (us)	Pulse Width (us)	Chirp Width (MHz)	Number of Pulses per Burst	PRI-1 (us)	PRI-2 (us)	PRI-3 (us)
743919.0	81.1	10	2	1178.0	1833.0	-
987597.0	51.8	10	1	1114.0	-	-
230414.0	80.1	10	2	1775.0	1752.0	-
472986.0	63.2	10	1	1634.0	-	-
715434.0	61.0	10	1	1198.0	-	-
957520.0	64.8	10	1	1359.0	-	-
200747.0	82.2	10	2	1364.0	1652.0	-
442374.0	88.4	10	3	1007.0	1048.0	1351.0
684474.0	73.3	10	2	1662.0	1169.0	-
927893.0	54.4	10	1	1137.0	-	-
170970.0	68.4	10	2	1079.0	1899.0	-
413412.0	51.4	10	1	1448.0	-	-

Type 5 Radar Waveform_10

Burst Offset (us)	Pulse Width (us)	Chirp Width (MHz)	Number of Pulses per Burst	PRI-1 (us)	PRI-2 (us)	PRI-3 (us)
560948.0	67.7	13	2	1231.0	1515.0	-
768598.0	82.0	13	2	1077.0	1189.0	-
120762.0	90.2	13	3	1322.0	1160.0	1859.0
328280.0	70.6	13	2	1444.0	1109.0	-
536099.0	62.5	13	1	1669.0	-	-
743678.0	62.0	13	1	1554.0	-	-
95444.0	73.1	13	2	1553.0	1363.0	-
302689.0	80.6	13	2	1319.0	1404.0	-
508705.0	94.5	13	3	1637.0	1389.0	1721.0
718535.0	58.4	13	1	1057.0	-	-
69901.0	81.9	13	2	1216.0	1985.0	-
277522.0	51.8	13	1	1619.0	-	-
483439.0	93.8	13	3	1272.0	1281.0	1843.0
692520.0	57.5	13	1	1601.0	-	-

Type 5 Radar Waveform_11

Burst Offset (us)	Pulse Width (us)	Chirp Width (MHz)	Number of Pulses per Burst	PRI-1 (us)	PRI-2 (us)	PRI-3 (us)
47904.0	66.4	11	1	1547.0	-	-
270986.0	78.8	11	2	1928.0	1038.0	-
493730.0	99.9	11	3	1053.0	1578.0	1102.0
718642.0	57.9	11	1	1242.0	-	-
20356.0	80.2	11	2	1239.0	1108.0	-
243277.0	82.1	11	2	1871.0	1932.0	-
465758.0	94.7	11	3	1718.0	1885.0	1129.0
689814.0	75.9	11	2	1829.0	1131.0	-
914561.0	62.5	11	1	1358.0	-	-
215988.0	68.2	11	2	1385.0	1675.0	-
439035.0	75.7	11	2	1299.0	1942.0	-
663126.0	57.1	11	1	1849.0	-	-
883978.0	84.0	11	3	1840.0	1626.0	1059.0

Type 5 Radar Waveform_12

Burst Offset (us)	Pulse Width (us)	Chirp Width (MHz)	Number of Pulses per Burst	PRI-1 (us)	PRI-2 (us)	PRI-3 (us)
188561.0	74.1	12	2	1521.0	1260.0	-
412278.0	59.5	12	1	1627.0	-	-
633987.0	99.7	12	3	1287.0	1304.0	1604.0
855894.0	91.3	12	3	1596.0	1872.0	1746.0
161157.0	78.1	12	2	1006.0	1262.0	-
384799.0	53.4	12	1	1509.0	-	-
608468.0	58.9	12	1	1267.0	-	-
830436.0	74.5	12	2	1470.0	1570.0	-
133115.0	87.7	12	3	1955.0	1993.0	1994.0
356282.0	95.2	12	3	1113.0	1731.0	1208.0
579824.0	75.0	12	2	1920.0	1101.0	-
804518.0	55.3	12	1	1244.0	-	-
106020.0	79.0	12	2	1645.0	1667.0	-

Type 5 Radar Waveform_13

Burst Offset (us)	Pulse Width (us)	Chirp Width (MHz)	Number of Pulses per Burst	PRI-1 (us)	PRI-2 (us)	PRI-3 (us)
224608.0	83.6	19	3	1282.0	1225.0	1325.0
377096.0	80.5	19	2	1498.0	1934.0	-
529404.0	72.4	19	2	1931.0	1546.0	-
53667.0	72.7	19	2	1587.0	1537.0	-
206025.0	69.9	19	2	1805.0	1507.0	-
358484.0	78.2	19	2	1853.0	1310.0	-
510994.0	69.5	19	2	1499.0	1542.0	-
34968.0	53.5	19	1	1744.0	-	-
187017.0	98.4	19	3	1330.0	1641.0	1141.0
340794.0	53.4	19	1	1159.0	-	-
491262.0	88.6	19	3	1000.0	1891.0	1369.0
16155.0	65.4	19	1	1661.0	-	-
168721.0	74.2	19	2	1042.0	1398.0	-
320840.0	86.3	19	3	1210.0	1082.0	1062.0
474449.0	56.8	19	1	1701.0	-	-
625103.0	91.9	19	3	1174.0	1144.0	1503.0
149763.0	69.5	19	2	1320.0	1802.0	-
302441.0	71.9	19	2	1187.0	1399.0	-
453904.0	94.9	19	3	1419.0	1561.0	1110.0

Type 5 Radar Waveform_14

Burst Offset (us)	Pulse Width (us)	Chirp Width (MHz)	Number of Pulses per Burst	PRI-1 (us)	PRI-2 (us)	PRI-3 (us)
890052.0	55.4	12	1	1600.0	-	-
191952.0	78.1	12	2	1026.0	1103.0	-
414379.0	99.0	12	3	1435.0	1648.0	1112.0
638161.0	71.0	12	2	1397.0	1465.0	-
860709.0	94.9	12	3	1390.0	1054.0	1094.0
164399.0	67.2	12	2	1186.0	1164.0	-
388049.0	53.8	12	1	1533.0	-	-
609709.0	98.5	12	3	1012.0	1825.0	1473.0
832264.0	84.8	12	3	1952.0	1353.0	1308.0
136858.0	83.0	12	2	1403.0	1185.0	-
360243.0	78.7	12	2	1060.0	1176.0	-
582004.0	83.6	12	3	1644.0	1614.0	1458.0
806266.0	74.8	12	2	1961.0	1009.0	-

Type 5 Radar Waveform_15

Burst Offset (us)	Pulse Width (us)	Chirp Width (MHz)	Number of Pulses per Burst	PRI-1 (us)	PRI-2 (us)	PRI-3 (us)
79011.0	52.5	17	1	1618.0	-	-
240361.0	51.2	17	1	1467.0	-	-
399939.0	98.6	17	3	1166.0	1811.0	1395.0
563331.0	64.2	17	1	1105.0	-	-
59173.0	53.5	17	1	1283.0	-	-
219582.0	89.8	17	3	1750.0	1297.0	1157.0
379704.0	98.3	17	3	1305.0	1999.0	1851.0
540806.0	97.5	17	3	1692.0	1249.0	1400.0
39092.0	87.7	17	3	1153.0	1866.0	1717.0
200343.0	80.4	17	2	1040.0	1334.0	-
361220.0	75.8	17	2	1594.0	1211.0	-
523275.0	56.1	17	1	1474.0	-	-
19423.0	61.1	17	1	1080.0	-	-
180307.0	75.8	17	2	1121.0	1954.0	-
342068.0	53.8	17	1	1482.0	-	-
502766.0	67.1	17	2	1100.0	1215.0	-
664268.0	52.1	17	1	1939.0	-	-
160450.0	82.7	17	2	1776.0	1433.0	-

Type 5 Radar Waveform_16

Burst Offset (us)	Pulse Width (us)	Chirp Width (MHz)	Number of Pulses per Burst	PRI-1 (us)	PRI-2 (us)	PRI-3 (us)
725036.0	68.2	5	2	1337.0	1801.0	-
1087685.0	73.2	5	2	1705.0	1966.0	-
1451216.0	80.1	5	2	1831.0	1197.0	-
316968.0	100.0	5	3	1252.0	1539.0	1830.0
681103.0	50.9	5	1	1411.0	-	-
1042041.0	84.6	5	3	1713.0	1475.0	1835.0
1408378.0	59.4	5	1	1022.0	-	-
272599.0	77.6	5	2	1206.0	1740.0	-

Type 5 Radar Waveform_17

Burst Offset (us)	Pulse Width (us)	Chirp Width (MHz)	Number of Pulses per Burst	PRI-1 (us)	PRI-2 (us)	PRI-3 (us)
267431.0	55.5	18	1	1769.0	-	-
420407.0	66.1	18	1	1429.0	-	-
571851.0	79.8	18	2	1941.0	1013.0	-
95434.0	84.7	18	3	1813.0	1046.0	1761.0
248356.0	70.6	18	2	1251.0	1177.0	-
400232.0	69.6	18	2	1879.0	1668.0	-
553454.0	69.8	18	2	1085.0	1434.0	-
77025.0	63.7	18	1	1995.0	-	-
230037.0	62.8	18	1	1122.0	-	-
381260.0	73.0	18	2	1925.0	1967.0	-
532688.0	87.8	18	3	1541.0	1697.0	1603.0
57985.0	92.6	18	3	1273.0	1270.0	1959.0
209869.0	88.4	18	3	1527.0	1664.0	1912.0
363559.0	79.7	18	2	1024.0	1050.0	-
515255.0	73.7	18	2	1329.0	1938.0	-
39196.0	97.4	18	3	1867.0	1597.0	1911.0
191962.0	67.7	18	2	1441.0	1011.0	-
343281.0	97.7	18	3	1785.0	1180.0	1796.0
496135.0	73.1	18	2	1890.0	1820.0	-

Type 5 Radar Waveform_18

Burst Offset (us)	Pulse Width (us)	Chirp Width (MHz)	Number of Pulses per Burst	PRI-1 (us)	PRI-2 (us)	PRI-3 (us)
35645.0	64.9	9	1	1485.0	-	-
299171.0	83.7	9	3	1442.0	1381.0	1184.0
562401.0	91.5	9	3	1055.0	1787.0	1895.0
826313.0	100.0	9	3	1676.0	1058.0	1370.0
3094.0	81.3	9	2	1190.0	1947.0	-
266911.0	82.7	9	2	1635.0	1512.0	-
531761.0	50.2	9	1	1030.0	-	-
795678.0	60.5	9	1	1595.0	-	-
1059737.0	60.3	9	1	1733.0	-	-
234198.0	94.7	9	3	1175.0	1415.0	1563.0
499172.0	52.6	9	1	1093.0	-	-

Type 5 Radar Waveform_19

Burst Offset (us)	Pulse Width (us)	Chirp Width (MHz)	Number of Pulses per Burst	PRI-1 (us)	PRI-2 (us)	PRI-3 (us)
932911.0	50.2	6	1	1678.0	-	-
1256210.0	63.9	6	1	1327.0	-	-
247216.0	54.7	6	1	1550.0	-	-
569551.0	75.9	6	2	1723.0	1378.0	-
891050.0	84.3	6	3	1534.0	1793.0	1450.0
1214341.0	82.2	6	2	1764.0	1837.0	-
207273.0	67.7	6	2	1016.0	1536.0	-
530261.0	52.9	6	1	1971.0	-	-
853285.0	59.7	6	1	1773.0	-	-

Type 5 Radar Waveform_20

Burst Offset (us)	Pulse Width (us)	Chirp Width (MHz)	Number of Pulses per Burst	PRI-1 (us)	PRI-2 (us)	PRI-3 (us)
881667.0	56.2	10	1	1902.0	-	-
125370.0	86.3	10	3	1255.0	1224.0	1565.0
366600.0	97.4	10	3	1592.0	1620.0	1703.0
609903.0	62.9	10	1	1700.0	-	-
850650.0	80.9	10	2	1504.0	1804.0	-
95726.0	79.4	10	2	1516.0	1384.0	-
338186.0	59.5	10	1	1035.0	-	-
578319.0	94.4	10	3	1653.0	1471.0	1605.0
820580.0	88.5	10	3	1118.0	1424.0	1123.0
65862.0	99.6	10	3	1679.0	1202.0	1172.0
307887.0	82.7	10	2	1217.0	1292.0	-
549997.0	82.2	10	2	1043.0	1127.0	-

Type 5 Radar Waveform_21

Burst Offset (us)	Pulse Width (us)	Chirp Width (MHz)	Number of Pulses per Burst	PRI-1 (us)	PRI-2 (us)	PRI-3 (us)
527802.0	53.2	18	1	1699.0	-	-
24124.0	61.5	18	1	1293.0	-	-
184577.0	94.6	18	3	1656.0	1591.0	1349.0
345372.0	93.9	18	3	1421.0	1119.0	1631.0
507871.0	64.0	18	1	1784.0	-	-
4245.0	66.1	18	1	1478.0	-	-
164741.0	98.5	18	3	1481.0	1531.0	1815.0
327091.0	51.9	18	1	1096.0	-	-
486512.0	70.4	18	2	1827.0	1996.0	-
649293.0	59.0	18	1	1754.0	-	-
145614.0	59.5	18	1	1880.0	-	-
306129.0	69.1	18	2	1791.0	1643.0	-
468038.0	60.1	18	1	1937.0	-	-
628241.0	72.7	18	2	1168.0	1841.0	-
125704.0	73.8	18	2	1021.0	1125.0	-
285988.0	87.9	18	3	1780.0	1056.0	1356.0
448268.0	62.4	18	1	1806.0	-	-
606795.0	95.4	18	3	1445.0	1969.0	1361.0

Type 5 Radar Waveform_22

Burst Offset (us)	Pulse Width (us)	Chirp Width (MHz)	Number of Pulses per Burst	PRI-1 (us)	PRI-2 (us)	PRI-3 (us)
190523.0	91.5	7	3	1142.0	1368.0	1414.0
480942.0	79.7	7	2	1506.0	1590.0	-
771989.0	64.7	7	1	1915.0	-	-
1060494.0	88.0	7	3	1809.0	1294.0	1146.0
154900.0	66.9	7	2	1416.0	1663.0	-
445119.0	78.6	7	2	1548.0	1725.0	-
734060.0	86.4	7	3	1799.0	1929.0	1665.0
1025819.0	78.5	7	2	1558.0	1468.0	-
119144.0	69.1	7	2	1288.0	1777.0	-
410123.0	51.8	7	1	1067.0	-	-

Type 5 Radar Waveform_23

Burst Offset (us)	Pulse Width (us)	Chirp Width (MHz)	Number of Pulses per Burst	PRI-1 (us)	PRI-2 (us)	PRI-3 (us)
537765.0	73.1	11	2	1625.0	1573.0	-
762478.0	55.8	11	1	1247.0	-	-
64113.0	72.0	11	2	1513.0	1280.0	-
287855.0	60.8	11	1	1051.0	-	-
511442.0	61.9	11	1	1111.0	-	-
733392.0	70.5	11	2	1816.0	1372.0	-
36532.0	97.0	11	3	1944.0	2000.0	1087.0
260254.0	52.4	11	1	1250.0	-	-
483699.0	60.2	11	1	1492.0	-	-
706524.0	82.1	11	2	1148.0	1241.0	-
9124.0	70.2	11	2	1732.0	1455.0	-
232740.0	66.0	11	1	1152.0	-	-
455301.0	69.3	11	2	1557.0	1685.0	-

Type 5 Radar Waveform_24

Burst Offset (us)	Pulse Width (us)	Chirp Width (MHz)	Number of Pulses per Burst	PRI-1 (us)	PRI-2 (us)	PRI-3 (us)
883988.0	50.9	8	1	1393.0	-	-
1171642.0	89.3	8	3	1410.0	1182.0	1909.0
266114.0	97.2	8	3	1276.0	1949.0	1165.0
556548.0	76.8	8	2	1496.0	1903.0	-
846828.0	78.3	8	2	1988.0	1317.0	-
1138663.0	52.7	8	1	1621.0	-	-
231033.0	58.1	8	1	1081.0	-	-
521720.0	55.5	8	1	1284.0	-	-
811539.0	71.7	8	2	1145.0	1479.0	-
1101413.0	82.0	8	2	1765.0	1432.0	-

Type 5 Radar Waveform_25

Burst Offset (us)	Pulse Width (us)	Chirp Width (MHz)	Number of Pulses per Burst	PRI-1 (us)	PRI-2 (us)	PRI-3 (us)
149406.0	93.2	11	3	1884.0	1951.0	1666.0
373523.0	58.0	11	1	1612.0	-	-
597217.0	53.0	11	1	1289.0	-	-
819105.0	67.4	11	2	1694.0	1476.0	-
122583.0	65.3	11	1	1070.0	-	-
344773.0	94.7	11	3	1850.0	1158.0	1858.0
569384.0	66.0	11	1	1766.0	-	-
793270.0	57.5	11	1	1256.0	-	-
94710.0	85.6	11	3	1227.0	1457.0	1576.0
317463.0	97.1	11	3	1817.0	1522.0	1179.0
540240.0	96.6	11	3	1454.0	1803.0	1265.0
764000.0	78.9	11	2	1568.0	1772.0	-
67460.0	64.5	11	1	1545.0	-	-

Type 5 Radar Waveform_26

Burst Offset (us)	Pulse Width (us)	Chirp Width (MHz)	Number of Pulses per Burst	PRI-1 (us)	PRI-2 (us)	PRI-3 (us)
198033.0	87.1	19	3	1715.0	1628.0	1023.0
349514.0	98.8	19	3	1564.0	1989.0	1956.0
504726.0	57.1	19	1	1301.0	-	-
27166.0	89.7	19	3	1677.0	1914.0	1027.0
179505.0	75.7	19	2	1901.0	1734.0	-
332217.0	71.4	19	2	1163.0	1684.0	-
484843.0	77.7	19	2	1229.0	1438.0	-
8467.0	80.3	19	2	1223.0	1124.0	-
160744.0	75.1	19	2	1953.0	1686.0	-
313043.0	75.5	19	2	1696.0	1936.0	-
467114.0	60.3	19	1	1238.0	-	-
619397.0	63.7	19	1	1842.0	-	-
142001.0	98.7	19	3	1237.0	1072.0	1259.0
294487.0	69.7	19	2	1774.0	1425.0	-
448215.0	51.8	19	1	1333.0	-	-
600464.0	58.0	19	1	1968.0	-	-
123382.0	75.8	19	2	1574.0	1268.0	-
276552.0	60.9	19	1	1290.0	-	-
427063.0	96.4	19	3	1981.0	1417.0	1347.0

Type 5 Radar Waveform_27

Burst Offset (us)	Pulse Width (us)	Chirp Width (MHz)	Number of Pulses per Burst	PRI-1 (us)	PRI-2 (us)	PRI-3 (us)
1384776.0	51.4	6	1	1052.0	-	-
249111.0	73.9	6	2	1502.0	1107.0	-
612266.0	78.9	6	2	1588.0	1045.0	-
976329.0	52.7	6	1	1245.0	-	-
1339707.0	58.8	6	1	1376.0	-	-
204482.0	53.1	6	1	1846.0	-	-
567490.0	81.7	6	2	1711.0	1036.0	-
931354.0	57.7	6	1	1567.0	-	-

Type 5 Radar Waveform_28

Burst Offset (us)	Pulse Width (us)	Chirp Width (MHz)	Number of Pulses per Burst	PRI-1 (us)	PRI-2 (us)	PRI-3 (us)
572457.0	94.3	18	3	1887.0	1253.0	1025.0
70724.0	74.6	18	2	1551.0	1758.0	-
231202.0	84.7	18	3	1143.0	1798.0	1535.0
392883.0	68.9	18	2	1205.0	1447.0	-
553267.0	72.7	18	2	1797.0	1647.0	-
50906.0	72.1	18	2	1593.0	1720.0	-
211866.0	74.8	18	2	1360.0	1716.0	-
373483.0	60.1	18	1	1874.0	-	-
533988.0	78.0	18	2	1285.0	1494.0	-
31138.0	71.1	18	2	1028.0	1243.0	-
192579.0	63.1	18	1	1220.0	-	-
353103.0	82.5	18	2	1392.0	1459.0	-
512340.0	84.2	18	3	1532.0	1918.0	1673.0
11238.0	94.1	18	3	1640.0	1747.0	1927.0
172582.0	51.6	18	1	1672.0	-	-
333409.0	68.0	18	2	1222.0	1357.0	-
494067.0	82.5	18	2	1430.0	1691.0	-
653713.0	92.8	18	3	1778.0	1073.0	1572.0

Type 5 Radar Waveform_29

Burst Offset (us)	Pulse Width (us)	Chirp Width (MHz)	Number of Pulses per Burst	PRI-1 (us)	PRI-2 (us)	PRI-3 (us)
152831.0	53.6	17	1	1170.0	-	-
313885.0	66.6	17	1	1910.0	-	-
474391.0	74.9	17	2	1650.0	1266.0	-
636537.0	64.2	17	1	1698.0	-	-
132198.0	99.5	17	3	1877.0	1171.0	1886.0
294415.0	59.8	17	1	1031.0	-	-
453583.0	86.2	17	3	1897.0	1063.0	1386.0
616623.0	50.2	17	1	1751.0	-	-
112813.0	77.4	17	2	1120.0	1555.0	-
273277.0	90.6	17	3	1240.0	1730.0	1099.0
435851.0	58.2	17	1	1209.0	-	-
594592.0	96.0	17	3	1724.0	1167.0	1274.0
92764.0	98.4	17	3	1530.0	1646.0	1019.0
253410.0	86.5	17	3	1792.0	1387.0	1078.0
413867.0	94.0	17	3	1068.0	1528.0	1978.0
576887.0	63.7	17	1	1760.0	-	-
72987.0	83.4	17	3	1582.0	1263.0	1221.0
234598.0	55.7	17	1	1487.0	-	-

Radar Type 6 - Radar Statistical Performance			
Trail #	1=Detection 0=No Detection	Trail #	1=Detection 0=No Detection
0	1	15	1
1	1	16	1
2	1	17	1
3	1	18	1
4	1	19	1
5	1	20	1
6	1	21	1
7	1	22	1
8	1	23	1
9	1	24	1
10	1	25	1
11	0	26	1
12	1	27	1
13	1	28	1
14	1	29	1
Detection Percentage (%)		**96.7%**	

Type 6 Radar Waveform_0

Frequency List (MHz)	0	1	2	3	4
0	5312	5587	5522	5500	5351
5	5614	5250	5394	5678	5388
10	5696	5322	5720	5255	5716
15	5624	5571	5531	5390	5607
20	5317	5585	5516	5347	5458
25	5591	5681	5318	5285	5283
30	5315	5422	5610	5400	5616
35	5338	5296	5655	5262	5328
40	5542	5424	5594	5450	5432
45	5518	5344	5671	5631	5407
50	5615	5507	5549	5337	5256
55	5403	5618	5370	5294	5423
60	5265	5355	5253	5625	5457
65	5580	5350	5629	5485	5557
70	5595	5336	5691	5305	5342
75	5575	5258	5409	5510	5699
80	5339	5377	5633	5532	5353
85	5673	5626	5660	5535	5252
90	5701	5437	5694	5340	5674
95	5515	5440	5341	5493	5367

Type 6 Radar Waveform_1

Frequency List (MHz)	0	1	2	3	4
0	5567	5351	5458	5661	5571
5	5656	5650	5469	5366	5595
10	5627	5586	5286	5353	5262
15	5615	5698	5537	5435	5421
20	5325	5654	5538	5605	5320
25	5346	5443	5409	5422	5319
30	5679	5379	5350	5649	5436
35	5384	5429	5333	5273	5642
40	5324	5480	5664	5591	5412
45	5601	5305	5724	5518	5283
50	5316	5558	5260	5635	5578
55	5572	5560	5491	5297	5394
60	5520	5673	5554	5526	5551
65	5616	5695	5449	5398	5408
70	5677	5405	5666	5454	5692
75	5281	5533	5367	5629	5268
80	5313	5517	5261	5623	5531
85	5563	5342	5507	5277	5685
90	5716	5708	5300	5549	5358
95	5548	5265	5400	5308	5577

Type 6 Radar Waveform_2

Frequency List (MHz)	0	1	2	3	4
0	5347	5590	5394	5413	5698
5	5672	5544	5529	5424	5461
10	5472	5327	5548	5283	5703
15	5350	5640	5480	5613	5711
20	5345	5479	5597	5293	5612
25	5295	5526	5353	5464	5568
30	5336	5468	5326	5256	5426
35	5520	5460	5486	5662	5481
40	5407	5418	5429	5685	5308
45	5392	5684	5363	5302	5634
50	5492	5609	5349	5458	5522
55	5304	5653	5310	5268	5618
60	5386	5584	5374	5527	5652
65	5719	5676	5663	5408	5515
70	5430	5651	5250	5510	5301
75	5406	5281	5569	5681	5324
80	5523	5251	5563	5659	5558
85	5699	5560	5706	5536	5549
90	5449	5645	5657	5561	5603
95	5638	5379	5411	5300	5257

Type 6 Radar Waveform_3

Frequency List (MHz)	0	1	2	3	4
0	5602	5354	5330	5411	5633
5	5362	5597	5619	5595	5631
10	5392	5261	5368	5268	5304
15	5316	5477	5428	5719	5414
20	5420	5686	5266	5500	5340
25	5630	5387	5506	5554	5293
30	5683	5575	5454	5565	5611
35	5256	5576	5417	5490	5259
40	5572	5682	5615	5372	5292
45	5421	5355	5670	5413	5668
50	5660	5438	5659	5369	5492
55	5480	5604	5714	5555	5375
60	5693	5507	5515	5476	5591
65	5262	5514	5479	5649	5364
70	5406	5610	5694	5298	5556
75	5282	5658	5391	5350	5370
80	5520	5446	5466	5501	5618
85	5319	5706	5455	5679	5539
90	5489	5624	5536	5352	5336
95	5692	5496	5408	5523	5519

Type 6 Radar Waveform_4

Frequency List (MHz)	0	1	2	3	4
0	5382	5593	5266	5572	5475
5	5404	5619	5694	5283	5363
10	5701	5525	5506	5463	5325
15	5604	5371	5473	5522	5252
20	5580	5458	5678	5714	5291
25	5571	5543	5356	5421	5645
30	5443	5250	5423	5274	5704
35	5702	5527	5414	5587	5256
40	5670	5672	5337	5679	5544
45	5352	5472	5311	5460	5289
50	5369	5711	5482	5313	5583
55	5434	5558	5685	5684	5540
60	5605	5333	5461	5398	5425
65	5627	5569	5406	5282	5721
70	5257	5511	5688	5566	5418
75	5699	5360	5435	5501	5606
80	5437	5547	5517	5641	5440
85	5581	5393	5554	5616	5324
90	5304	5713	5705	5715	5617
95	5318	5447	5548	5687	5339

Type 6 Radar Waveform_5

Frequency List (MHz)	0	1	2	3	4
0	5540	5357	5677	5258	5695
5	5446	5544	5294	5667	5632
10	5314	5547	5658	5346	5395
15	5634	5474	5518	5714	5638
20	5649	5399	5292	5687	5654
25	5520	5460	5358	5429	5682
30	5501	5472	5368	5415	5420
35	5567	5570	5278	5610	5577
40	5676	5376	5332	5555	5440
45	5364	5347	5640	5545	5287
50	5616	5305	5635	5296	5388
55	5273	5620	5559	5338	5705
60	5550	5256	5407	5599	5374
65	5566	5304	5463	5718	5514
70	5528	5535	5441	5270	5341
75	5590	5387	5601	5458	5369
80	5282	5641	5606	5261	5630
85	5277	5569	5467	5650	5681
90	5316	5523	5293	5689	5694
95	5720	5516	5542	5285	5585