Site	WZ-AC2	Test Date	2024-07-03
Test Engineer	Bob Zhang	Temp./Humidity	25.5°C/56.8%
Factor	BBHA 9120D_1457_1-18GHz	Polarity	Vertical
EUT	ACCESS POINT	Test Voltage	120V/60H
Test Mode	Transmit by Ant 8 2480MHz Ant 7 2474MHz		

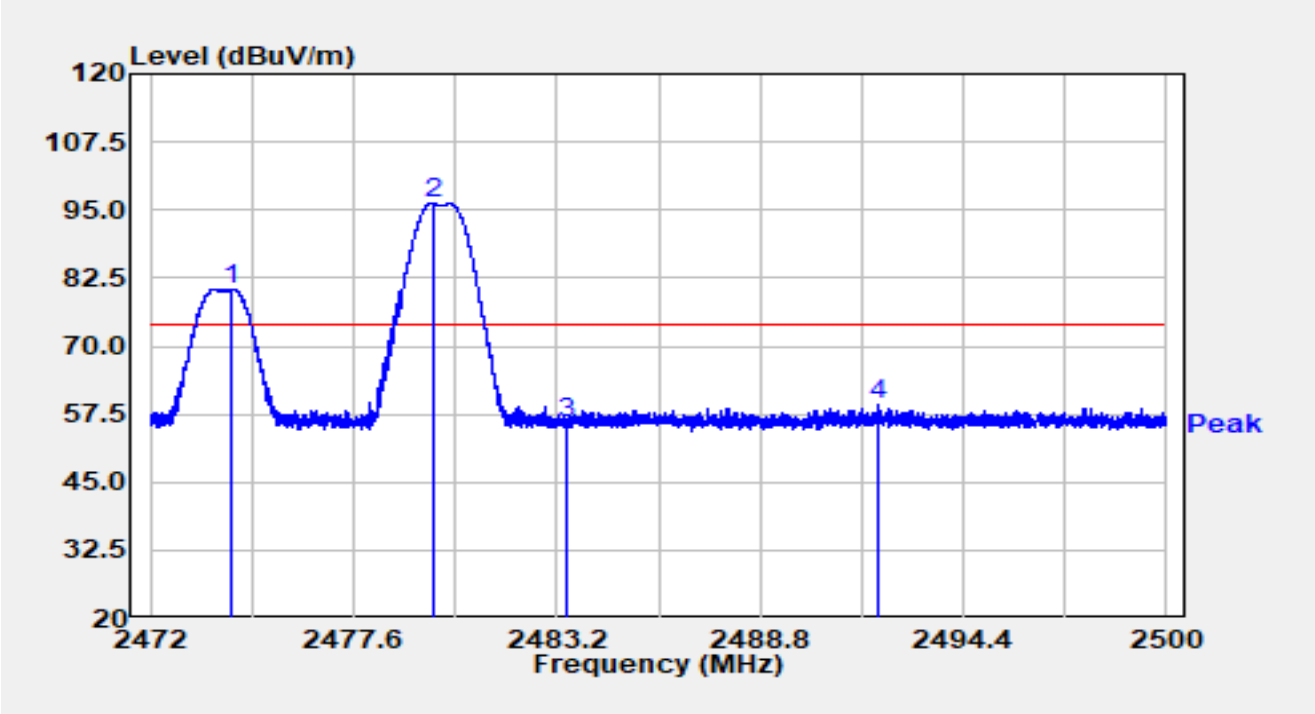

No	Mark	Frequency (MHz)	Reading (dBμV)	C.F (dB/m)	Measurement (dBμV/m)	Margin (dB)	Limit (dBμV/m)	Detector
1		2474.220	48.18	32.39	80.57	N/A	N/A	Peak
2		2479.778	63.82	32.38	96.21	N/A	N/A	Peak
3		2483.500	23.65	32.38	56.03	-17.97	74.00	Peak
4	*	2492.042	26.83	32.38	59.21	-14.79	74.00	Peak

Notes:

1. " *", means this data is the worst emission level.

2. C.F (dB/m) = Antenna Factor (dB/m) + Cable Loss (dB).

3. Measurement (dBμV/m) = Reading (dBμV) + C.F (dB/m).

Site	WZ-AC2	Test Date	2024-07-03
Test Engineer	Bob Zhang	Temp./Humidity	25.5°C/56.8%
Factor	BBHA 9120D_1457_1-18GHz	Polarity	Vertical
EUT	ACCESS POINT	Test Voltage	120V/60H
Test Mode	Transmit by Ant 8 2480MHz Ant 7 2474MHz		

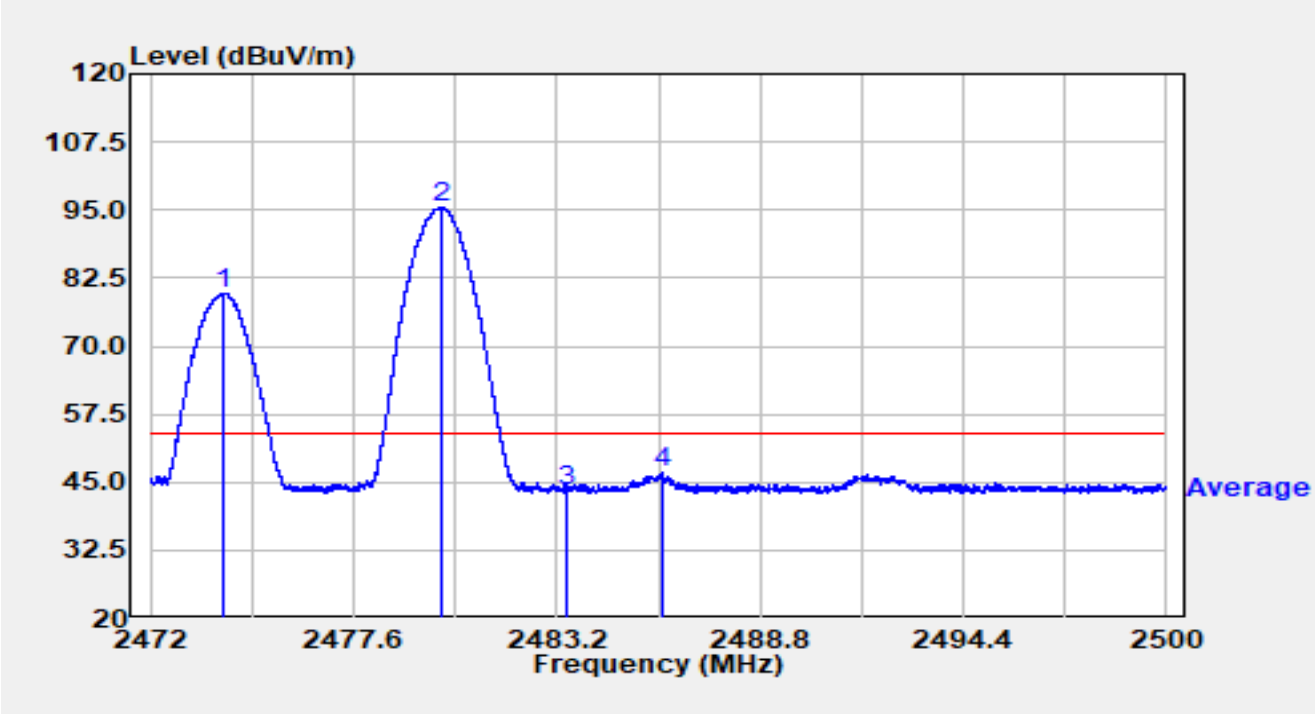

No	Mark	Frequency (MHz)	Reading (dBμV)	C.F (dB/m)	Measurement (dBμV/m)	Margin (dB)	Limit (dBμV/m)	Detector
1		2474.013	47.27	32.39	79.65	N/A	N/A	Average
2		2479.997	63.17	32.38	95.55	N/A	N/A	Average
3		2483.500	11.15	32.38	43.53	-10.47	54.00	Average
4	*	2486.087	14.33	32.38	46.72	-7.28	54.00	Average

Notes:

1. " *", means this data is the worst emission level.

2. C.F (dB/m) = Antenna Factor (dB/m) + Cable Loss (dB).

3. Measurement (dBμV/m) = Reading (dBμV) + C.F (dB/m).

Site	WZ-AC2	Test Date	2024-07-03
Test Engineer	Bob Zhang	Temp./Humidity	25.5°C/56.8%
Factor	BBHA 9120D_1457_1-18GHz	Polarity	Horizontal
EUT	ACCESS POINT	Test Voltage	120V/60V
Test Mode	Transmit by Ant 8 2480MHz Ant 7 2476MHz		

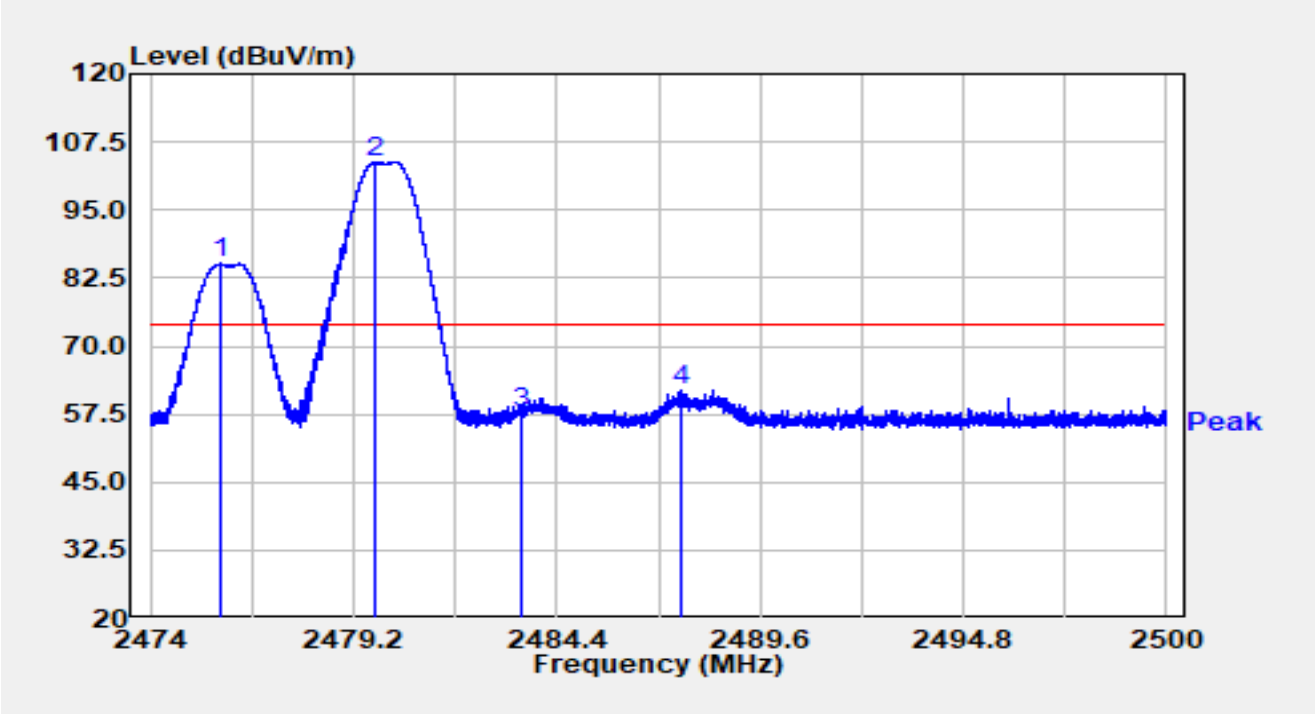

No	Mark	Frequency (MHz)	Reading (dBμV)	C.F (dB/m)	Measurement (dBμV/m)	Margin (dB)	Limit (dBμV/m)	Detector
1		2475.784	52.78	32.39	85.17	N/A	N/A	Peak
2		2479.759	71.43	32.38	103.81	N/A	N/A	Peak
3		2483.500	25.46	32.38	57.85	-16.15	74.00	Peak
4	*	2487.562	29.51	32.38	61.89	-12.11	74.00	Peak

Notes:

1. " *", means this data is the worst emission level.

2. C.F (dB/m) = Antenna Factor (dB/m) + Cable Loss (dB).

3. Measurement (dBμV/m) = Reading (dBμV) + C.F (dB/m).

Site	WZ-AC2	Test Date	2024-07-03
Test Engineer	Bob Zhang	Temp./Humidity	25.5°C/56.8%
Factor	BBHA 9120D_1457_1-18GHz	Polarity	Horizontal
EUT	ACCESS POINT	Test Voltage	120V/60V
Test Mode	Transmit by Ant 8 2480MHz Ant 7 2476MHz		

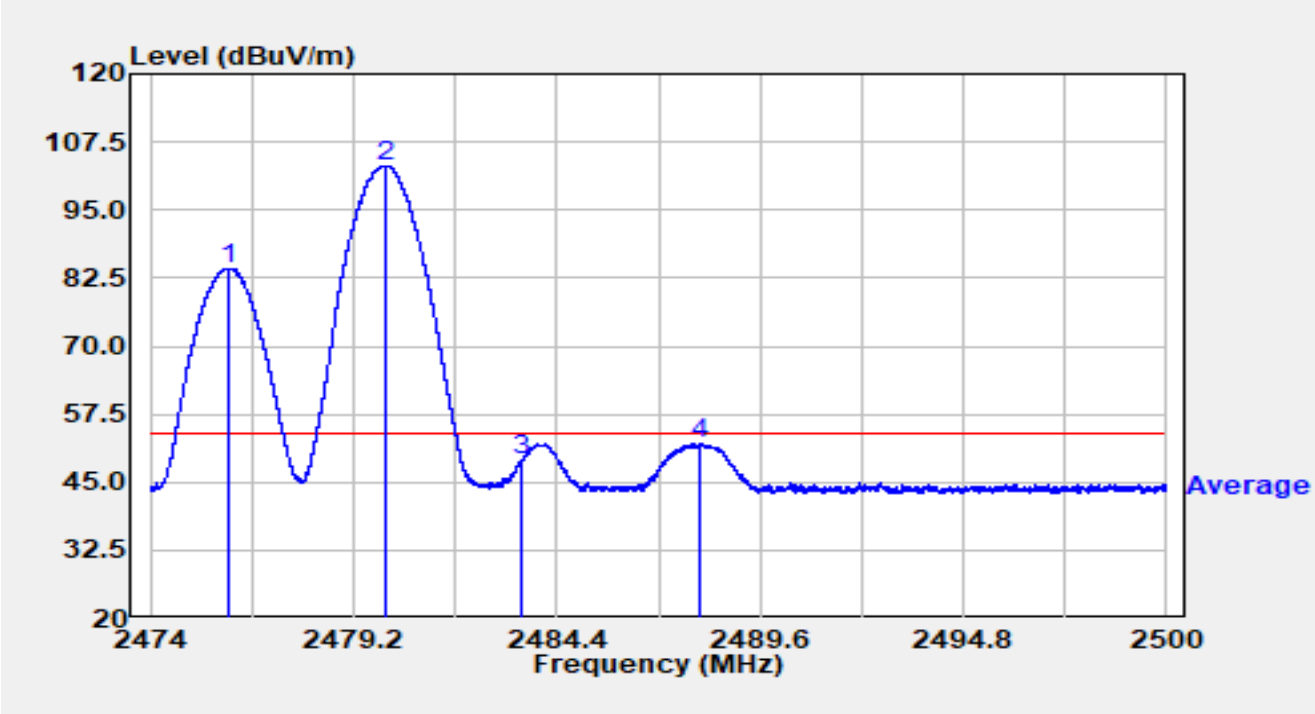

No	Mark	Frequency (MHz)	Reading (dBμV)	C.F (dB/m)	Measurement (dBμV/m)	Margin (dB)	Limit (dBμV/m)	Detector
1		2475.979	51.95	32.39	84.34	N/A	N/A	Average
2		2480.003	70.79	32.38	103.17	N/A	N/A	Average
3		2483.500	16.70	32.38	49.09	-4.91	54.00	Average
4	*	2488.071	19.86	32.38	52.24	-1.76	54.00	Average

Notes:

1. " *", means this data is the worst emission level.

2. C.F (dB/m) = Antenna Factor (dB/m) + Cable Loss (dB).

3. Measurement (dBμV/m) = Reading (dBμV) + C.F (dB/m).

Site	WZ-AC2	Test Date	2024-07-03
Test Engineer	Bob Zhang	Temp./Humidity	25.5°C/56.8%
Factor	BBHA 9120D_1457_1-18GHz	Polarity	Vertical
EUT	ACCESS POINT	Test Voltage	120V/60V
Test Mode	Transmit by Ant 8 2480MHz Ant 7 2476MHz		

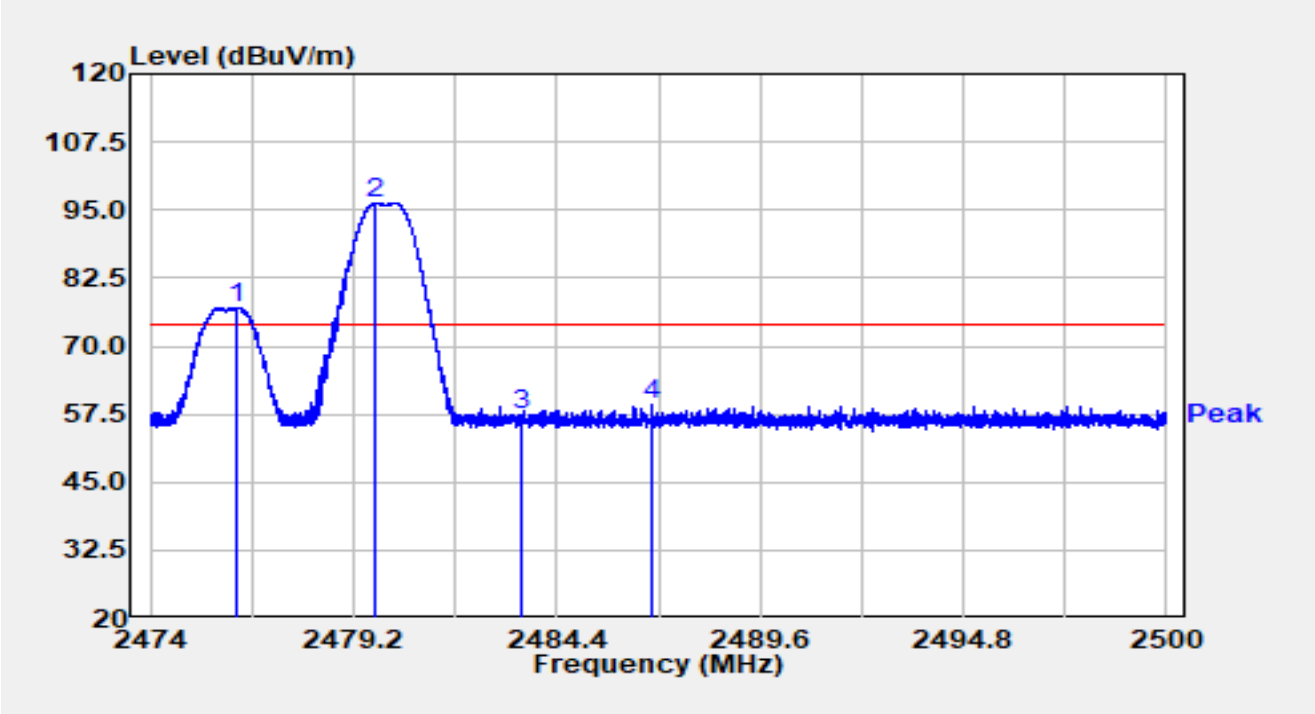

No	Mark	Frequency (MHz)	Reading (dBμV)	C.F (dB/m)	Measurement (dBμV/m)	Margin (dB)	Limit (dBμV/m)	Detector
1		2476.210	44.77	32.39	77.16	N/A	N/A	Peak
2		2479.764	63.87	32.38	96.25	N/A	N/A	Peak
3		2483.500	24.92	32.38	57.31	-16.69	74.00	Peak
4	*	2486.826	27.01	32.38	59.40	-14.60	74.00	Peak

Notes:

1. " *", means this data is the worst emission level.

2. C.F (dB/m) = Antenna Factor (dB/m) + Cable Loss (dB).

3. Measurement (dBμV/m) = Reading (dBμV) + C.F (dB/m).

Site	WZ-AC2	Test Date	2024-07-03
Test Engineer	Bob Zhang	Temp./Humidity	25.5°C/56.8%
Factor	BBHA 9120D_1457_1-18GHz	Polarity	Vertical
EUT	ACCESS POINT	Test Voltage	120V/60V
Test Mode	Transmit by Ant 8 2480MHz Ant 7 2476MHz		

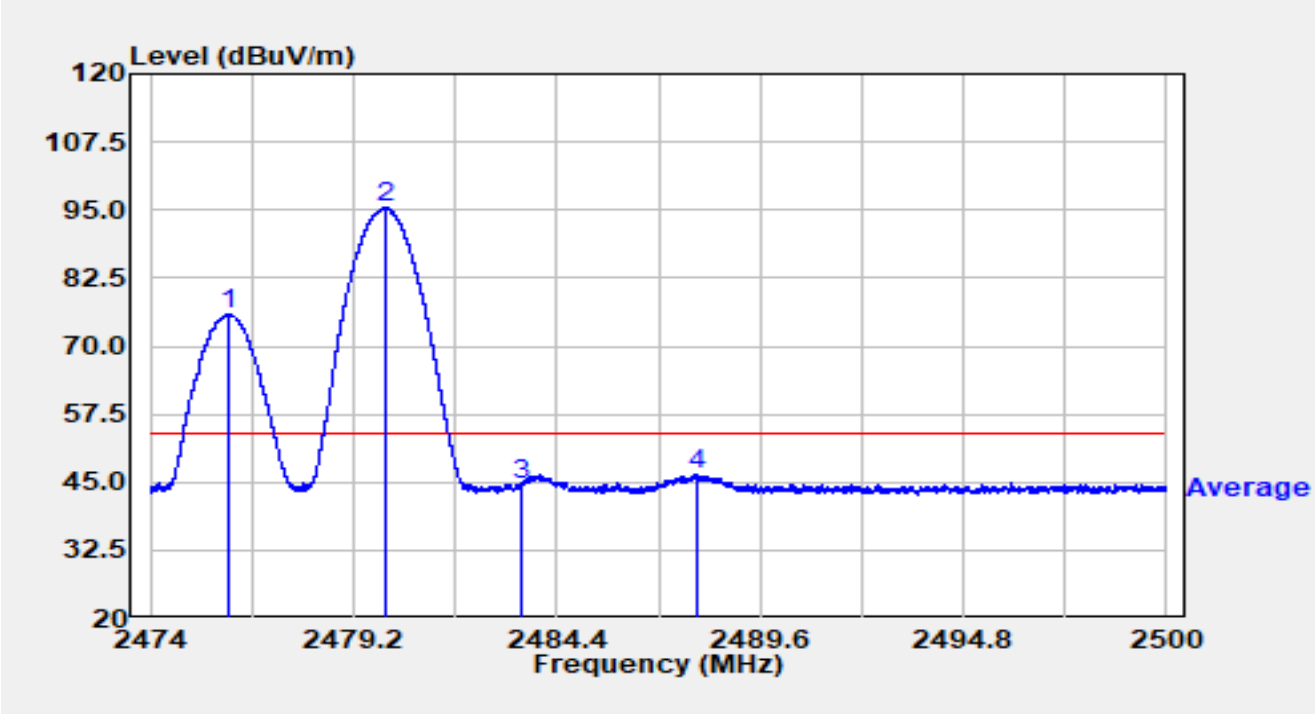

No	Mark	Frequency (MHz)	Reading (dBμV)	C.F (dB/m)	Measurement (dBμV/m)	Margin (dB)	Limit (dBμV/m)	Detector
1		2475.994	43.46	32.39	75.84	N/A	N/A	Average
2		2479.996	63.01	32.38	95.39	N/A	N/A	Average
3		2483.500	12.21	32.38	44.59	-9.41	54.00	Average
4	*	2487.959	14.05	32.38	46.43	-7.57	54.00	Average

Notes:

1. " *", means this data is the worst emission level.

2. C.F (dB/m) = Antenna Factor (dB/m) + Cable Loss (dB).

3. Measurement (dBμV/m) = Reading (dBμV) + C.F (dB/m).

Site	WZ-AC2	Test Date	2024-07-03
Test Engineer	Bob Zhang	Temp./Humidity	25.5°C/56.8%
Factor	BBHA 9120D_1457_1-18GHz	Polarity	Horizontal
EUT	ACCESS POINT	Test Voltage	120V/60V
Test Mode	Transmit by Ant 8 2480MHz Ant 7 2478MHz		

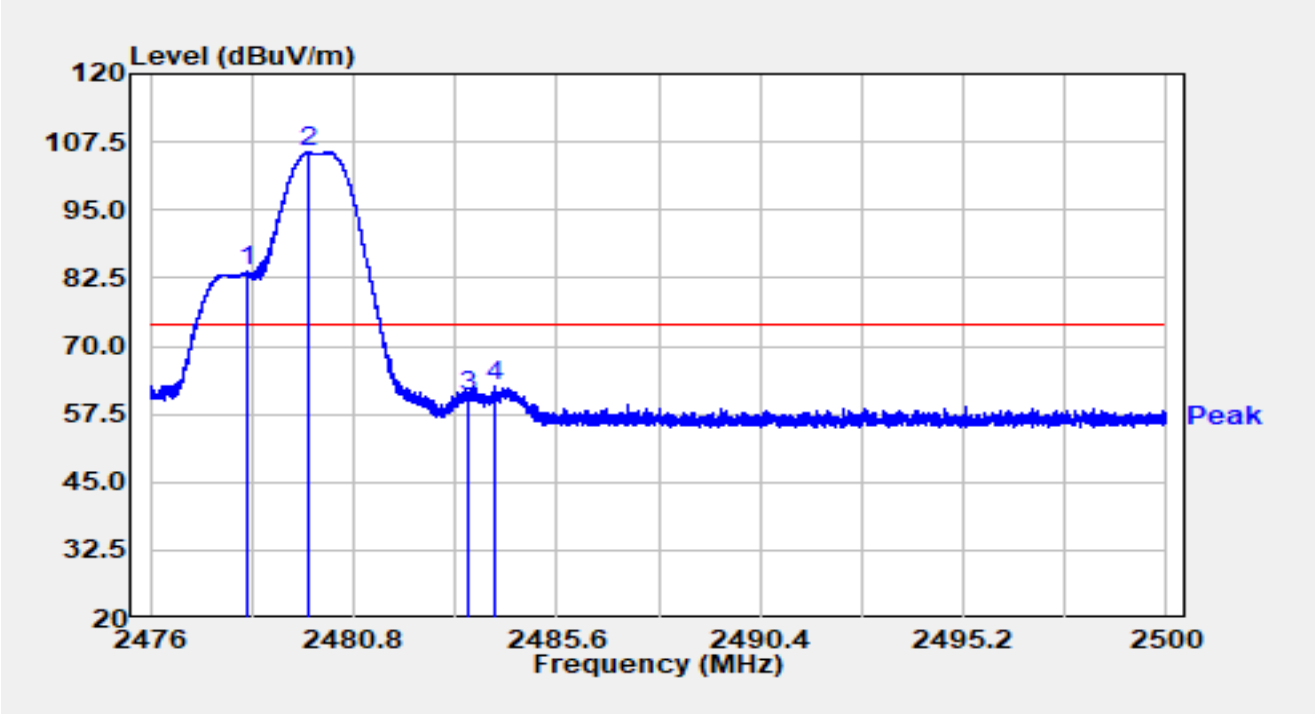

No	Mark	Frequency (MHz)	Reading (dBμV)	C.F (dB/m)	Measurement (dBμV/m)	Margin (dB)	Limit (dBμV/m)	Detector
1		2478.299	51.21	32.38	83.59	N/A	N/A	Peak
2		2479.742	73.19	32.38	105.58	N/A	N/A	Peak
3		2483.500	28.41	32.38	60.80	-13.20	74.00	Peak
4	*	2484.124	30.37	32.38	62.75	-11.25	74.00	Peak

Notes:

1. " *", means this data is the worst emission level.

2. C.F (dB/m) = Antenna Factor (dB/m) + Cable Loss (dB).

3. Measurement (dBμV/m) = Reading (dBμV) + C.F (dB/m).

Site	WZ-AC2	Test Date	2024-07-02
Test Engineer	Bob Zhang	Temp./Humidity	25.5°C/56.8%
Factor	BBHA 9120D_1457_1-18GHz	Polarity	Horizontal
EUT	ACCESS POINT	Test Voltage	120V/60V
Test Mode	Transmit by Ant 8 2480MHz Ant 7 2476MHz		

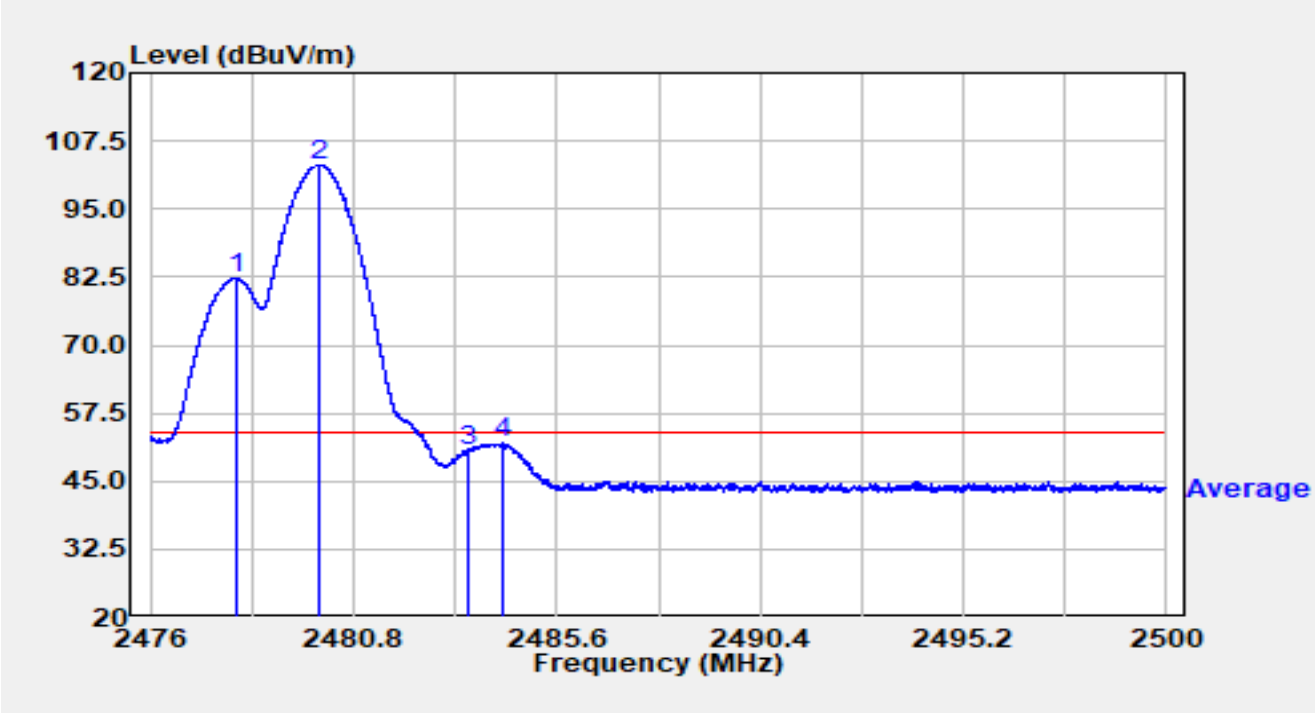

No	Mark	Frequency (MHz)	Reading (dBμV)	C.F (dB/m)	Measurement (dBμV/m)	Margin (dB)	Limit (dBμV/m)	Detector
1		2478.021	49.98	32.38	82.36	28.36	54.00	Average
2	*	2479.979	70.69	32.38	103.07	49.07	54.00	Average
3		2483.500	18.22	32.38	50.61	-3.39	54.00	Average
4		2484.342	19.75	32.38	52.14	-1.86	54.00	Average

Notes:

1. " *", means this data is the worst emission level.
2. C.F (dB/m) = Antenna Factor (dB/m) + Cable Loss (dB).
3. Measurement (dBμV/m) = Reading (dBμV) + C.F (dB/m).

Site	WZ-AC2	Test Date	2024-07-03
Test Engineer	Bob Zhang	Temp./Humidity	25.5°C/56.8%
Factor	BBHA 9120D_1457_1-18GHz	Polarity	Vertical
EUT	ACCESS POINT	Test Voltage	120V/60V
Test Mode	Transmit by Ant 8 2480MHz Ant 7 2478MHz		

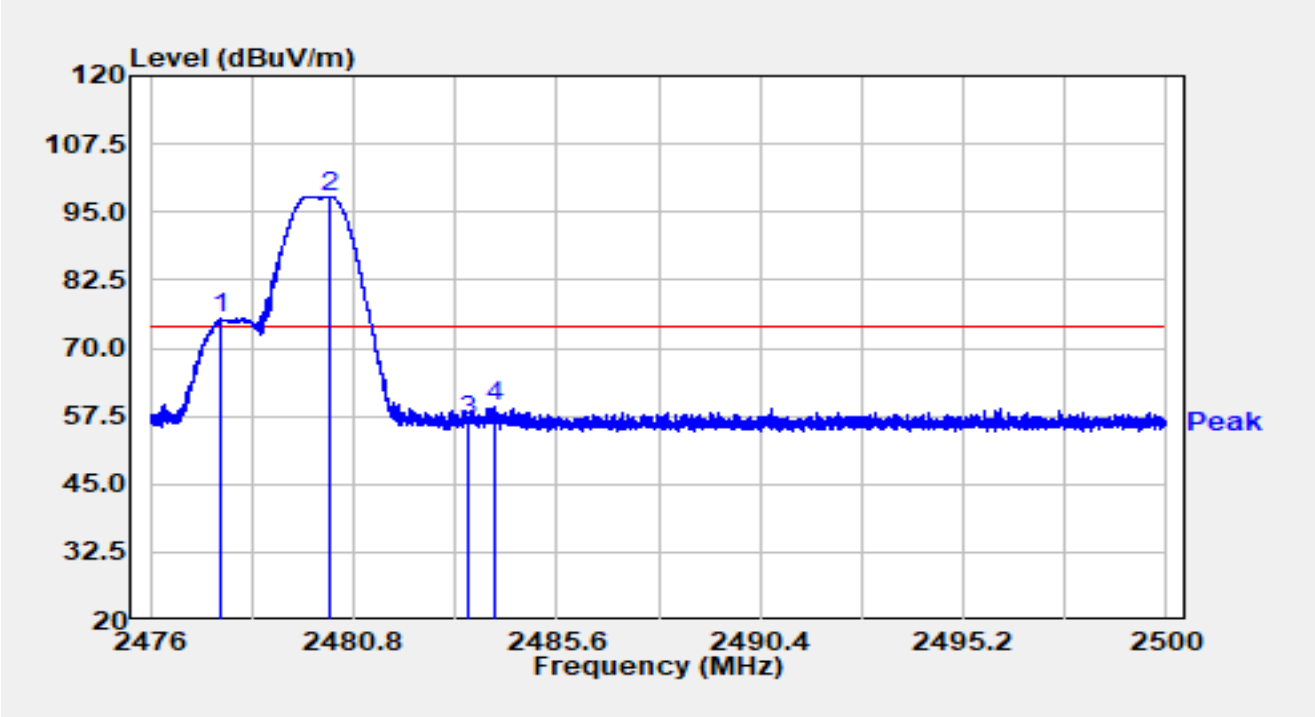

No	Mark	Frequency (MHz)	Reading (dBμV)	C.F (dB/m)	Measurement (dBμV/m)	Margin (dB)	Limit (dBμV/m)	Detector
1		2477.661	43.12	32.39	75.50	N/A	N/A	Peak
2		2480.224	65.53	32.38	97.91	N/A	N/A	Peak
3		2483.500	24.19	32.38	56.57	-17.43	74.00	Peak
4	*	2484.160	26.87	32.38	59.25	-14.75	74.00	Peak

Notes:

1. " *", means this data is the worst emission level.

2. C.F (dB/m) = Antenna Factor (dB/m) + Cable Loss (dB).

3. Measurement (dBμV/m) = Reading (dBμV) + C.F (dB/m).

Site	WZ-AC2	Test Date	2024-07-03
Test Engineer	Bob Zhang	Temp./Humidity	25.5°C/56.8%
Factor	BBHA 9120D_1457_1-18GHz	Polarity	Vertical
EUT	ACCESS POINT	Test Voltage	120V/60V
Test Mode	Transmit by Ant 8 2480MHz Ant 7 2478MHz		

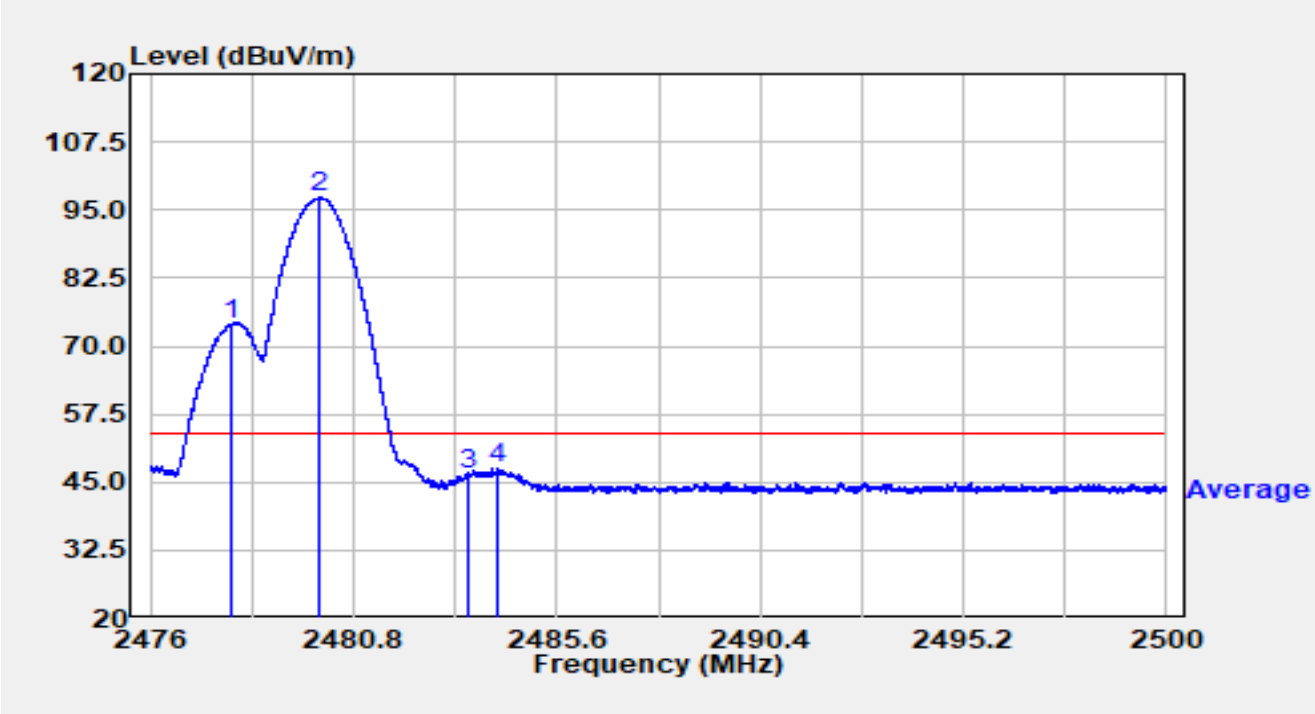

No	Mark	Frequency (MHz)	Reading (dBμV)	C.F (dB/m)	Measurement (dBμV/m)	Margin (dB)	Limit (dBμV/m)	Detector
1		2477.891	41.56	32.39	73.95	N/A	N/A	Average
2		2480.008	64.88	32.38	97.26	N/A	N/A	Average
3		2483.500	14.03	32.38	46.41	-7.59	54.00	Average
4	*	2484.196	15.12	32.38	47.50	-6.50	54.00	Average

Notes:

1. " *", means this data is the worst emission level.
2. C.F (dB/m) = Antenna Factor (dB/m) + Cable Loss (dB).
3. Measurement (dBμV/m) = Reading (dBμV) + C.F (dB/m).

Site	WZ-AC2	Test Date	2024-07-05
Test Engineer	Bob Zhang	Temp./Humidity	25.5°C/56.8%
Factor	BBHA 9120D_1457_1-18GHz	Polarity	Horizontal
EUT	ACCESS POINT	Test Voltage	120V/60Hz
Test Mode	Transmit by Ant 14 2468MHz Ant 7 2474MHz		

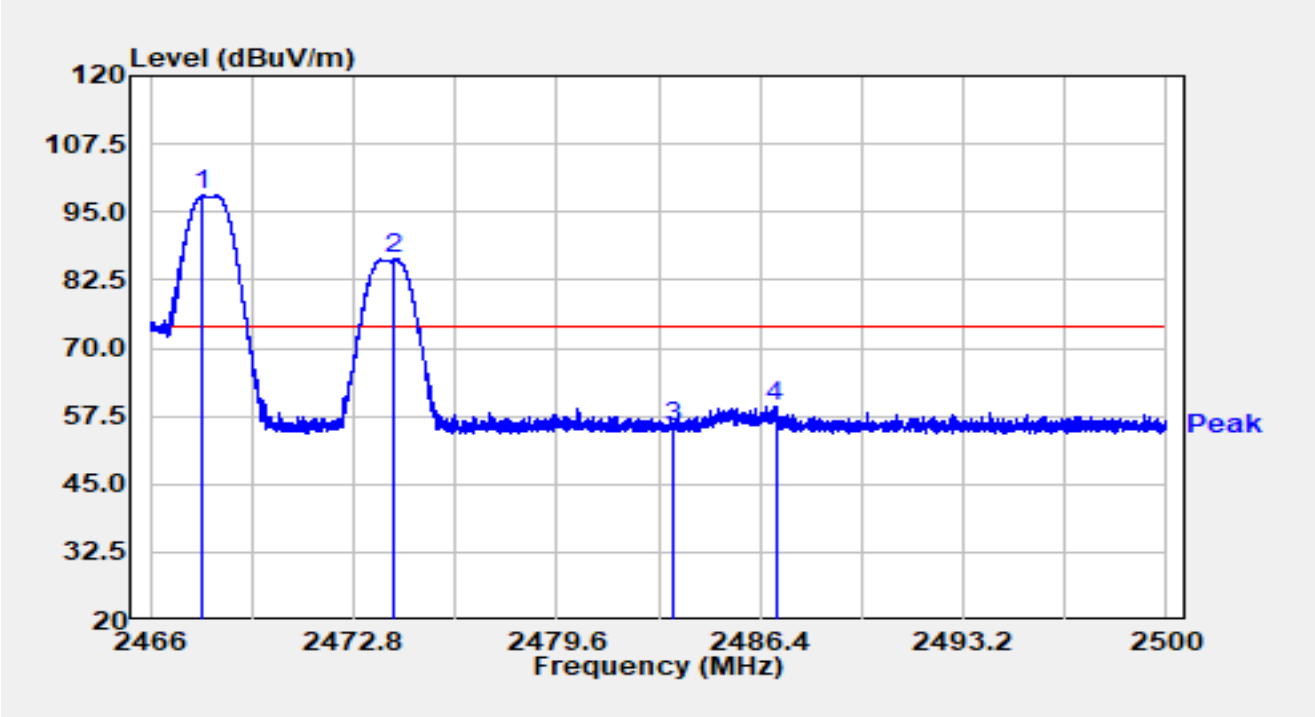

No	Mark	Frequency (MHz)	Reading (dBμV)	C.F (dB/m)	Measurement (dBμV/m)	Margin (dB)	Limit (dBμV/m)	Detector
1		2467.707	65.62	32.37	97.99	N/A	N/A	Peak
2		2474.177	53.90	32.39	86.29	N/A	N/A	Peak
3		2483.500	23.07	32.38	55.45	-18.55	74.00	Peak
4	*	2486.920	26.92	32.38	59.30	-14.70	74.00	Peak

Notes:

1. " *", means this data is the worst emission level.

2. C.F (dB/m) = Antenna Factor (dB/m) + Cable Loss (dB).

3. Measurement (dBμV/m) = Reading (dBμV) + C.F (dB/m).

Site	WZ-AC2	Test Date	2024-07-05
Test Engineer	Bob Zhang	Temp./Humidity	25.5°C/56.8%
Factor	BBHA 9120D_1457_1-18GHz	Polarity	Horizontal
EUT	ACCESS POINT	Test Voltage	120V/60Hz
Test Mode	Transmit by Ant 14 2468MHz Ant 7 2474MHz		

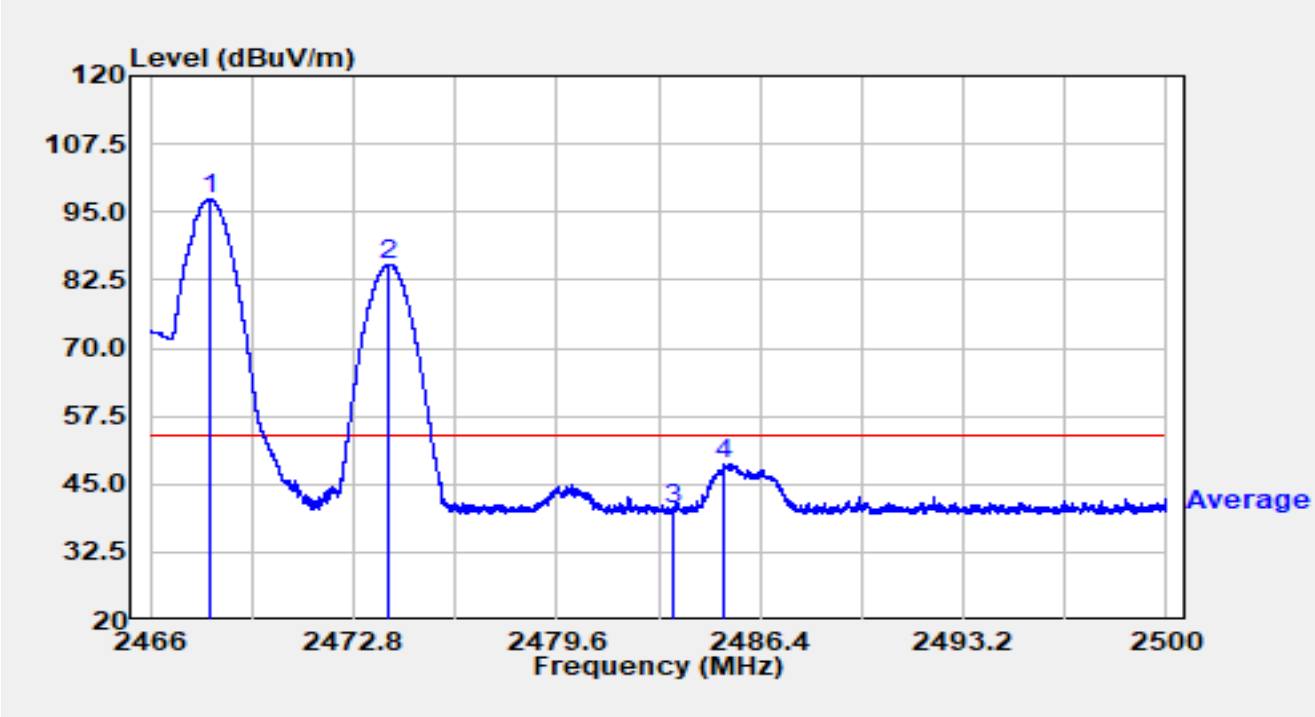

No	Mark	Frequency (MHz)	Reading (dBμV)	C.F (dB/m)	Measurement (dBμV/m)	Margin (dB)	Limit (dBμV/m)	Detector
1		2468.003	65.01	32.37	97.39	N/A	N/A	Average
2		2474.000	52.98	32.39	85.37	N/A	N/A	Average
3		2483.500	8.01	32.38	40.39	-13.61	54.00	Average
4	*	2485.162	16.41	32.38	48.79	-5.21	54.00	Average

Notes:

1. " *", means this data is the worst emission level.

2. C.F (dB/m) = Antenna Factor (dB/m) + Cable Loss (dB).

3. Measurement (dBμV/m) = Reading (dBμV) + C.F (dB/m).

Site	WZ-AC2	Test Date	2024-07-05
Test Engineer	Bob Zhang	Temp./Humidity	25.5°C/56.8%
Factor	BBHA 9120D_1457_1-18GHz	Polarity	Vertical
EUT	ACCESS POINT	Test Voltage	120V/60Hz
Test Mode	Transmit by Ant 14 2468MHz Ant 7 2474MHz		

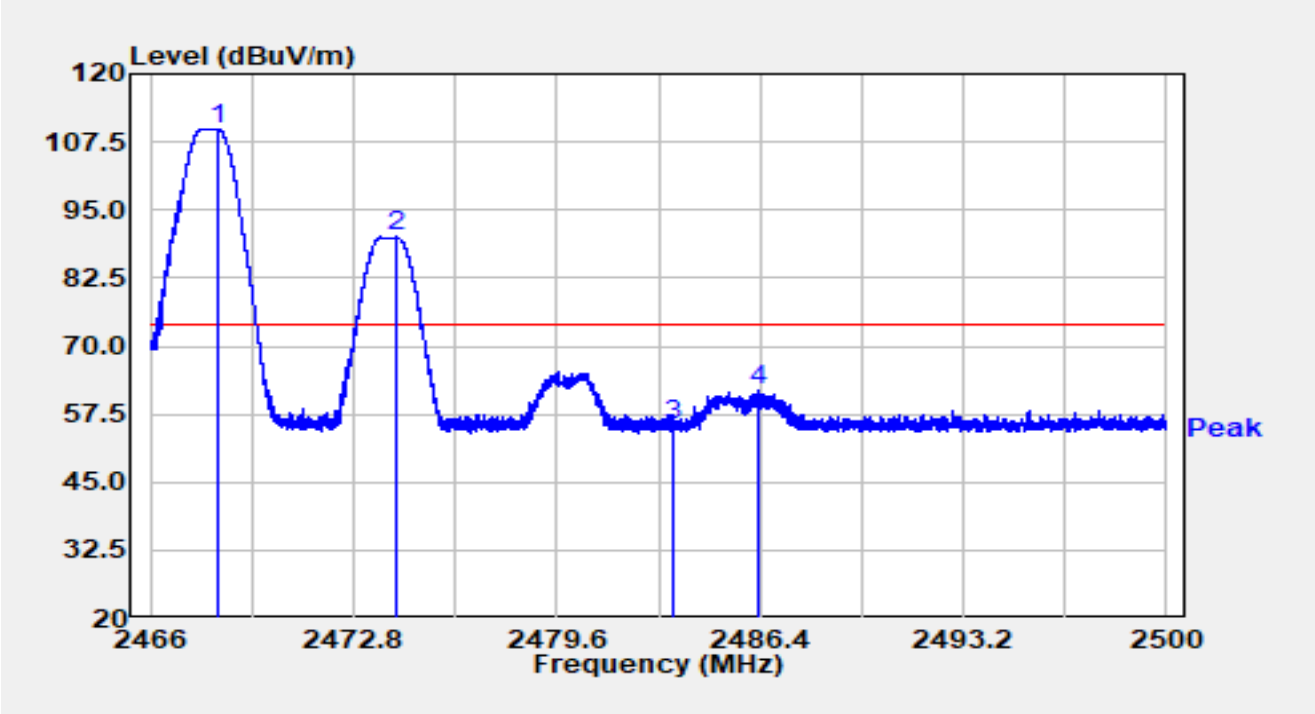

No	Mark	Frequency (MHz)	Reading (dBμV)	C.F (dB/m)	Measurement (dBμV/m)	Margin (dB)	Limit (dBμV/m)	Detector
1		2468.227	77.59	32.38	109.97	N/A	N/A	Peak
2		2474.225	57.68	32.39	90.06	N/A	N/A	Peak
3		2483.500	23.00	32.38	55.38	-18.62	74.00	Peak
4	*	2486.359	29.44	32.38	61.82	-12.18	74.00	Peak

Notes:

1. " *", means this data is the worst emission level.

2. C.F (dB/m) = Antenna Factor (dB/m) + Cable Loss (dB).

3. Measurement (dBμV/m) = Reading (dBμV) + C.F (dB/m).

Site	WZ-AC2	Test Date	2024-07-05
Test Engineer	Bob Zhang	Temp./Humidity	25.5°C/56.8%
Factor	BBHA 9120D_1457_1-18GHz	Polarity	Vertical
EUT	ACCESS POINT	Test Voltage	120V/60Hz
Test Mode	Transmit by Ant 14 2468MHz Ant 7 2474MHz		

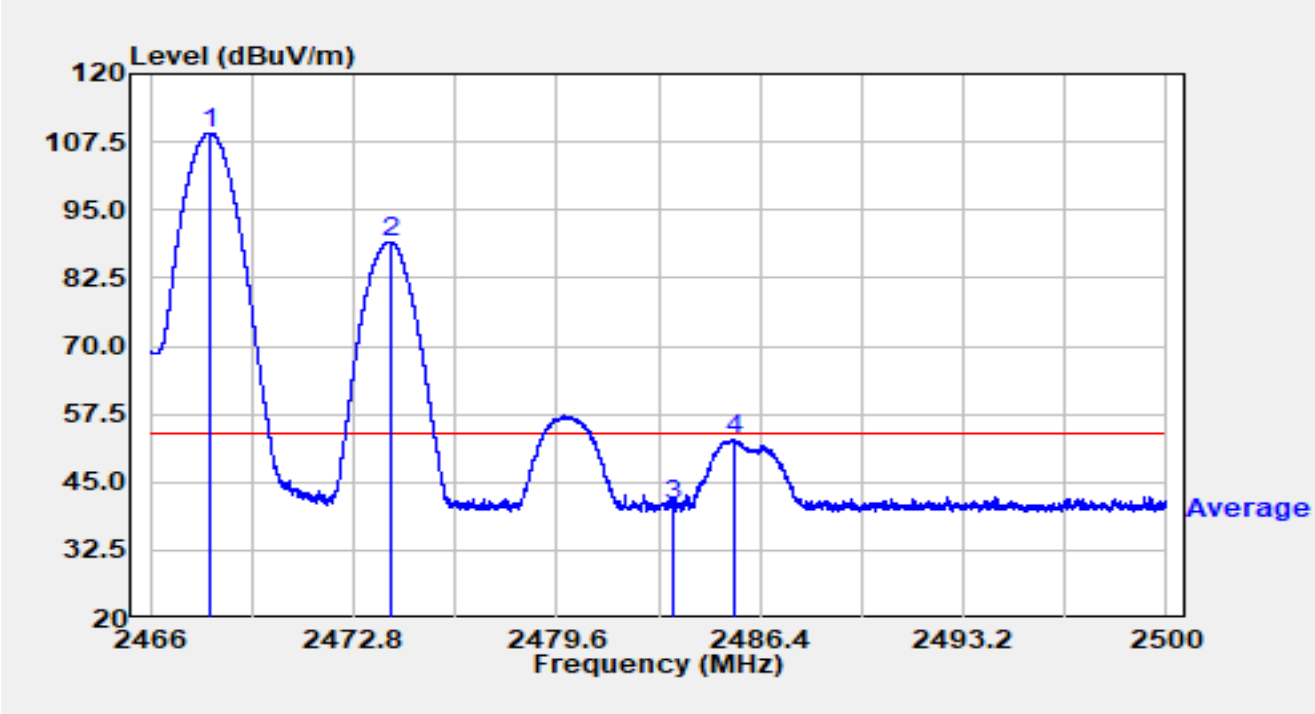

No	Mark	Frequency (MHz)	Reading (dBµV)	C.F (dB/m)	Measurement (dBµV/m)	Margin (dB)	Limit (dBµV/m)	Detector
1		2467.969	76.87	32.37	109.24	N/A	N/A	Average
2		2474.058	56.83	32.39	89.22	N/A	N/A	Average
3		2483.500	8.39	32.38	40.77	-13.23	54.00	Average
4	*	2485.550	20.37	32.38	52.75	-1.25	54.00	Average

Notes:

1. " *", means this data is the worst emission level.
2. C.F (dB/m) = Antenna Factor (dB/m) + Cable Loss (dB).
3. Measurement (dBµV/m) = Reading (dBµV) + C.F (dB/m).

Site	WZ-AC2	Test Date	2024-07-05
Test Engineer	Bob Zhang	Temp./Humidity	25.5°C/56.8%
Factor	BBHA 9120D_1457_1-18GHz	Polarity	Horizontal
EUT	ACCESS POINT	Test Voltage	120V/60Hz
Test Mode	Transmit by Ant 14 2468MHz Ant 7 2476MHz		

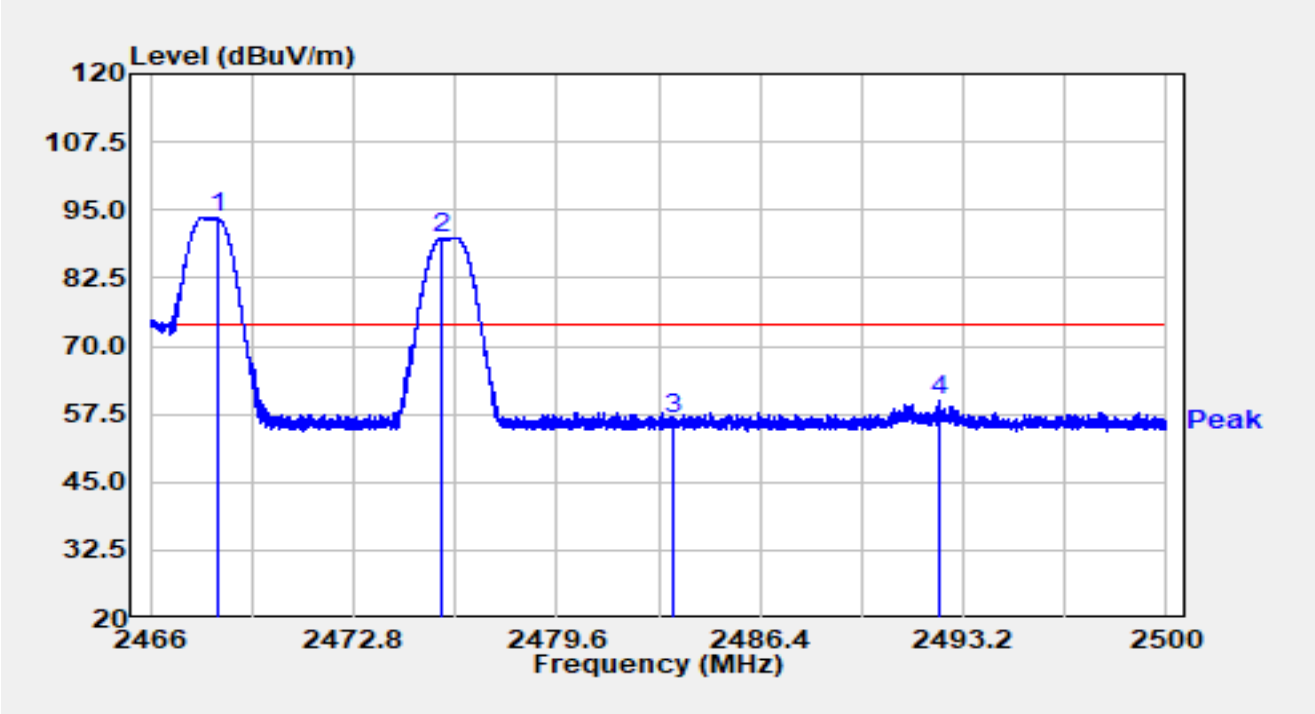

No	Mark	Frequency (MHz)	Reading (dBµV)	C.F (dB/m)	Measurement (dBµV/m)	Margin (dB)	Limit (dBµV/m)	Detector
1		2468.227	61.35	32.38	93.73	N/A	N/A	Peak
2		2475.724	57.50	32.39	89.89	N/A	N/A	Peak
3		2483.500	24.20	32.38	56.59	-17.41	74.00	Peak
4	*	2492.370	27.50	32.38	59.88	-14.12	74.00	Peak

Notes:

1. " *", means this data is the worst emission level.

2. C.F (dB/m) = Antenna Factor (dB/m) + Cable Loss (dB).

3. Measurement (dBµV/m) = Reading (dBµV) + C.F (dB/m).

Site	WZ-AC2	Test Date	2024-07-05
Test Engineer	Bob Zhang	Temp./Humidity	25.5°C/56.8%
Factor	BBHA 9120D_1457_1-18GHz	Polarity	Horizontal
EUT	ACCESS POINT	Test Voltage	120V/60Hz
Test Mode	Transmit by Ant 14 2468MHz Ant 7 2476MHz		

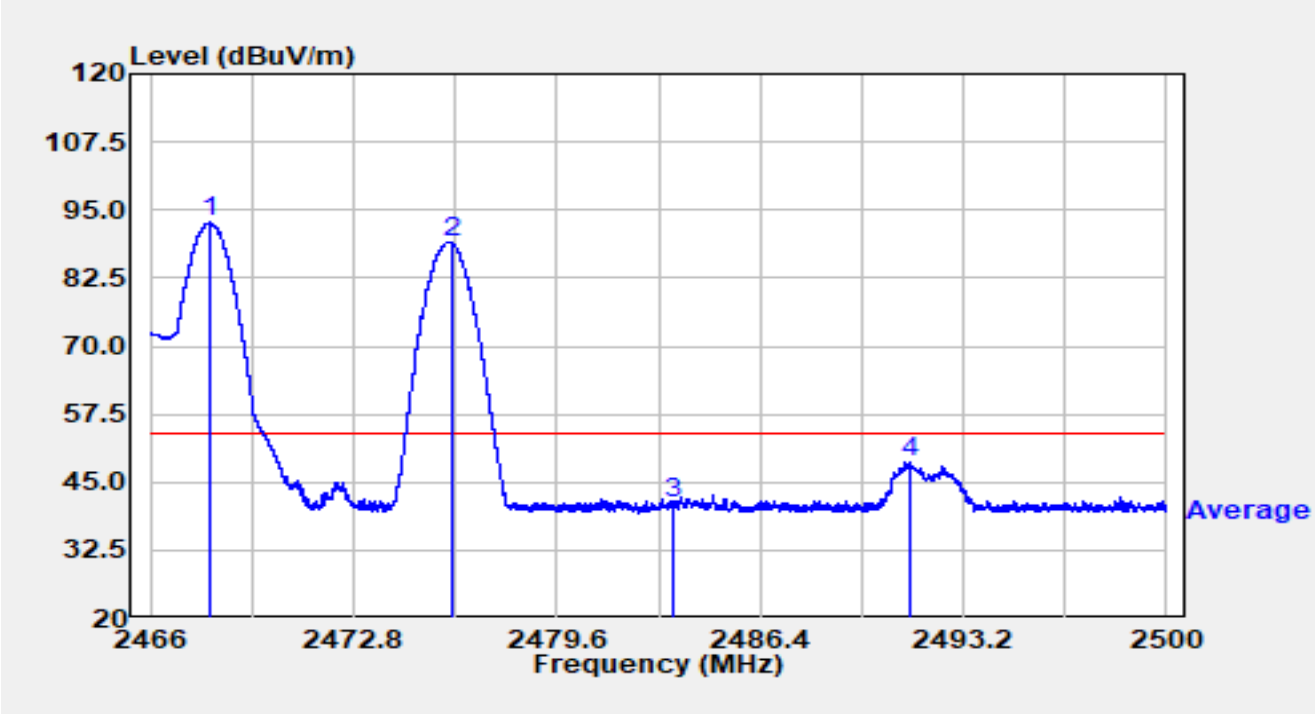

No	Mark	Frequency (MHz)	Reading (dBμV)	C.F (dB/m)	Measurement (dBμV/m)	Margin (dB)	Limit (dBμV/m)	Detector
1		2467.989	60.32	32.37	92.69	N/A	N/A	Average
2		2476.064	56.78	32.39	89.17	N/A	N/A	Average
3		2483.500	8.84	32.38	41.22	-12.78	54.00	Average
4	*	2491.401	16.31	32.38	48.69	-5.31	54.00	Average

Notes:

1. " *", means this data is the worst emission level.

2. C.F (dB/m) = Antenna Factor (dB/m) + Cable Loss (dB).

3. Measurement (dBμV/m) = Reading (dBμV) + C.F (dB/m).

Site	WZ-AC2	Test Date	2024-07-05
Test Engineer	Bob Zhang	Temp./Humidity	25.5°C/56.8%
Factor	BBHA 9120D_1457_1-18GHz	Polarity	Vertical
EUT	ACCESS POINT	Test Voltage	120V/60Hz
Test Mode	Transmit by Ant 14 2468MHz Ant 7 2476MHz		

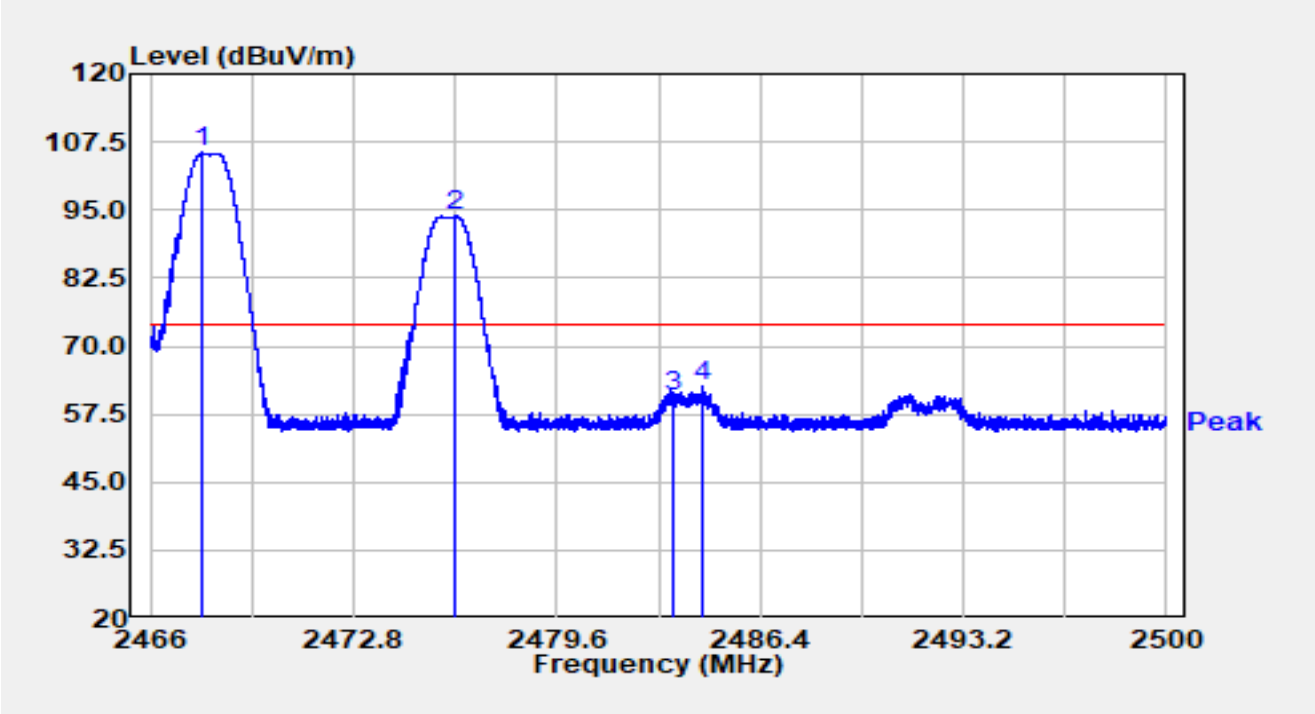

No	Mark	Frequency (MHz)	Reading (dBμV)	C.F (dB/m)	Measurement (dBμV/m)	Margin (dB)	Limit (dBμV/m)	Detector
1		2467.734	73.12	32.37	105.49	N/A	N/A	Peak
2		2476.220	61.48	32.39	93.86	N/A	N/A	Peak
3		2483.500	28.27	32.38	60.65	-13.35	74.00	Peak
4	*	2484.465	30.12	32.38	62.50	-11.50	74.00	Peak

Notes:

1. " *", means this data is the worst emission level.

2. C.F (dB/m) = Antenna Factor (dB/m) + Cable Loss (dB).

3. Measurement (dBμV/m) = Reading (dBμV) + C.F (dB/m).

Site	WZ-AC2	Test Date	2024-07-05
Test Engineer	Bob Zhang	Temp./Humidity	25.5°C/56.8%
Factor	BBHA 9120D_1457_1-18GHz	Polarity	Vertical
EUT	ACCESS POINT	Test Voltage	120V/60Hz
Test Mode	Transmit by Ant 14 2468MHz Ant 7 2476MHz		

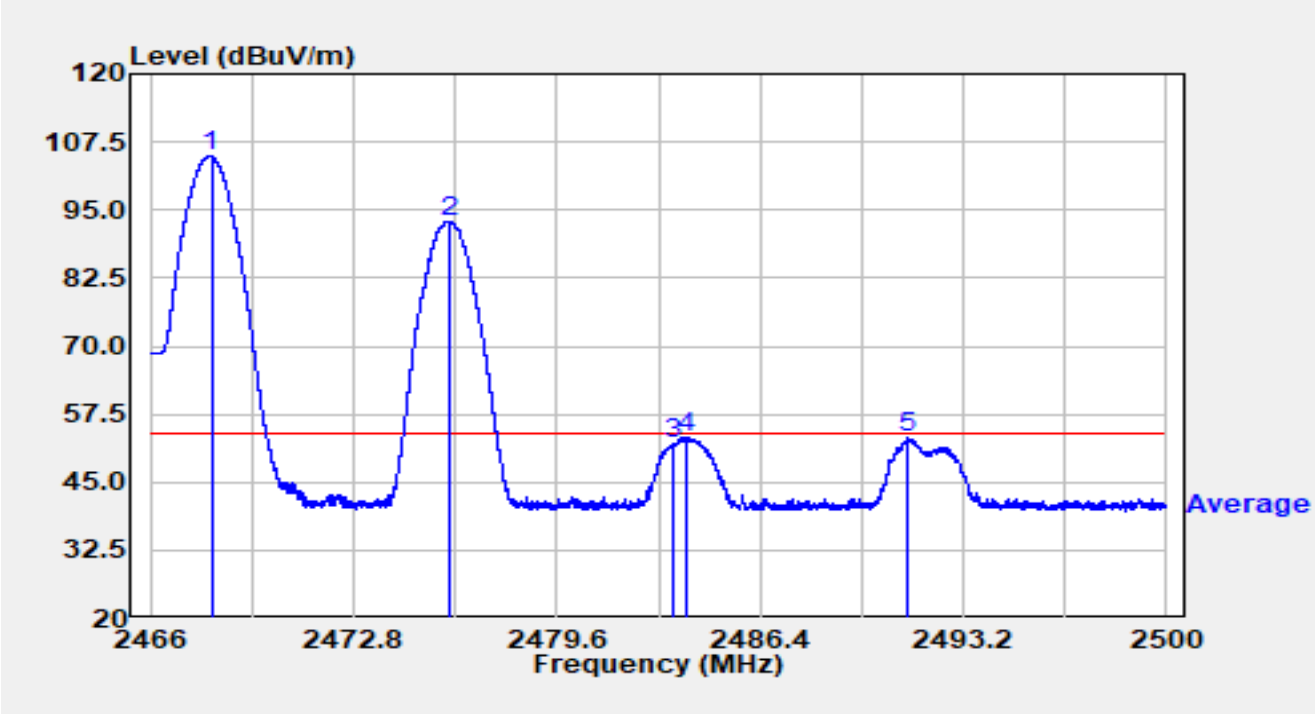

No	Mark	Frequency (MHz)	Reading (dBµV)	C.F (dB/m)	Measurement (dBµV/m)	Margin (dB)	Limit (dBµV/m)	Detector
1		2468.037	72.57	32.37	104.95	N/A	N/A	Average
2		2475.969	60.61	32.39	93.00	N/A	N/A	Average
3		2483.500	19.55	32.38	51.93	-2.07	54.00	Average
4		2483.898	20.99	32.38	53.37	-0.63	54.00	Average
5	*	2491.364	20.80	32.38	53.18	-0.82	54.00	Average

Notes:

1. " *", means this data is the worst emission level.
2. C.F (dB/m) = Antenna Factor (dB/m) + Cable Loss (dB).
3. Measurement (dBµV/m) = Reading (dBµV) + C.F (dB/m).

Site	WZ-AC2	Test Date	2024-07-05
Test Engineer	Bob Zhang	Temp./Humidity	25.5°C/56.8%
Factor	BBHA 9120D_1457_1-18GHz	Polarity	Horizontal
EUT	ACCESS POINT	Test Voltage	120V/60Hz
Test Mode	Transmit by Ant 14 2468MHz Ant 7 2478MHz		

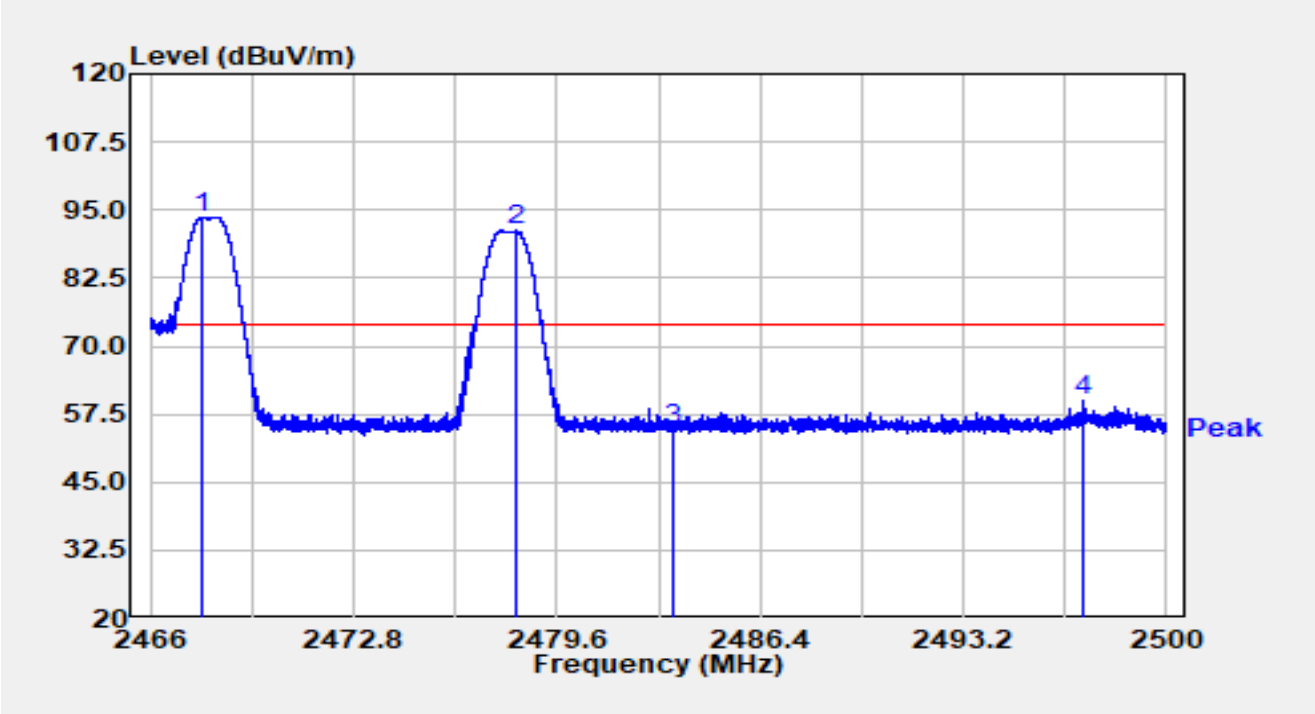

No	Mark	Frequency (MHz)	Reading (dBµV)	C.F (dB/m)	Measurement (dBµV/m)	Margin (dB)	Limit (dBµV/m)	Detector
1		2467.727	61.38	32.37	93.76	N/A	N/A	Peak
2		2478.226	58.78	32.38	91.17	N/A	N/A	Peak
3		2483.500	22.40	32.38	54.78	-19.22	74.00	Peak
4	*	2497.205	27.44	32.40	59.84	-14.16	74.00	Peak

Notes:

1. " *", means this data is the worst emission level.
2. C.F (dB/m) = Antenna Factor (dB/m) + Cable Loss (dB).
3. Measurement (dBµV/m) = Reading (dBµV) + C.F (dB/m).

Site	WZ-AC2	Test Date	2024-07-05
Test Engineer	Bob Zhang	Temp./Humidity	25.5°C/56.8%
Factor	BBHA 9120D_1457_1-18GHz	Polarity	Horizontal
EUT	ACCESS POINT	Test Voltage	120V/60Hz
Test Mode	Transmit by Ant 14 2468MHz Ant 7 2478MHz		

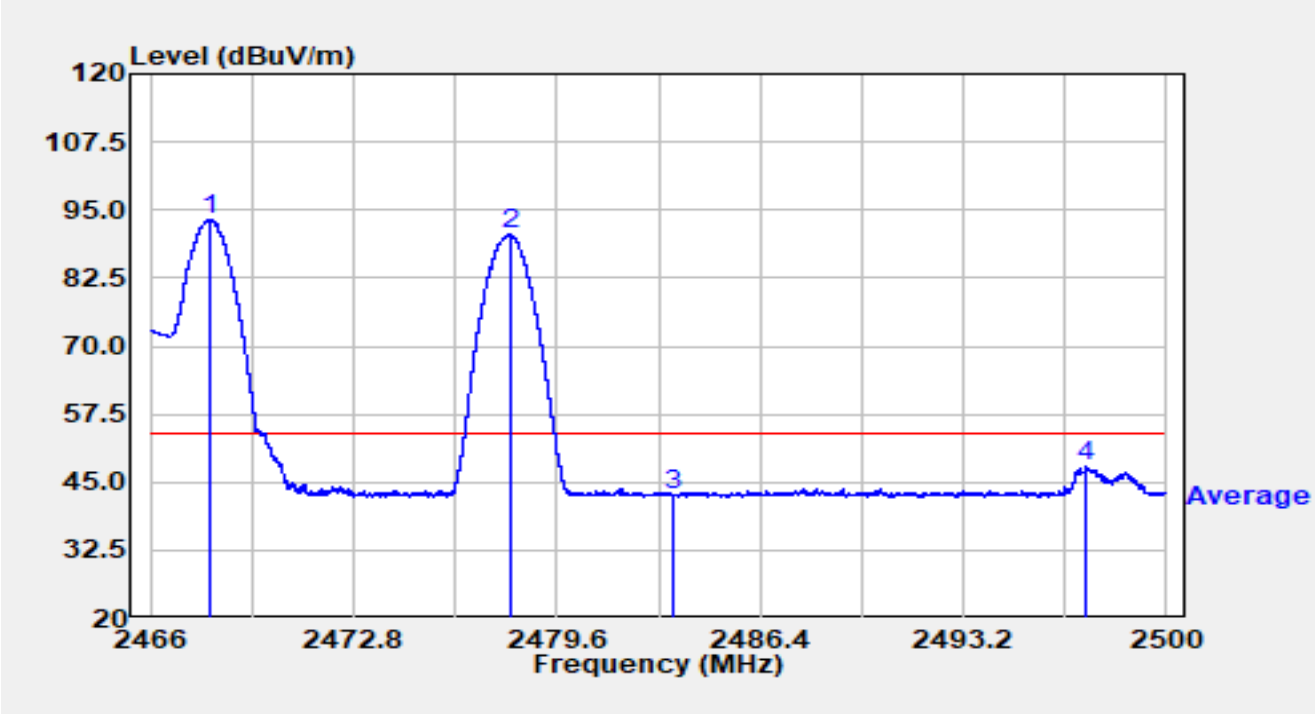

No	Mark	Frequency (MHz)	Reading (dBμV)	C.F (dB/m)	Measurement (dBμV/m)	Margin (dB)	Limit (dBμV/m)	Detector
1		2468.006	60.87	32.37	93.24	N/A	N/A	Average
2		2478.026	58.09	32.38	90.47	N/A	N/A	Average
3		2483.500	10.29	32.38	42.67	-11.33	54.00	Average
4	*	2497.321	15.41	32.40	47.81	-6.19	54.00	Average

Notes:

1. " *", means this data is the worst emission level.

2. C.F (dB/m) = Antenna Factor (dB/m) + Cable Loss (dB).

3. Measurement (dBμV/m) = Reading (dBμV) + C.F (dB/m).

Site	WZ-AC2	Test Date	2024-07-05
Test Engineer	Bob Zhang	Temp./Humidity	25.5°C/56.8%
Factor	BBHA 9120D_1457_1-18GHz	Polarity	Vertical
EUT	ACCESS POINT	Test Voltage	120V/60Hz
Test Mode	Transmit by Ant 14 2468MHz Ant 7 2478MHz		

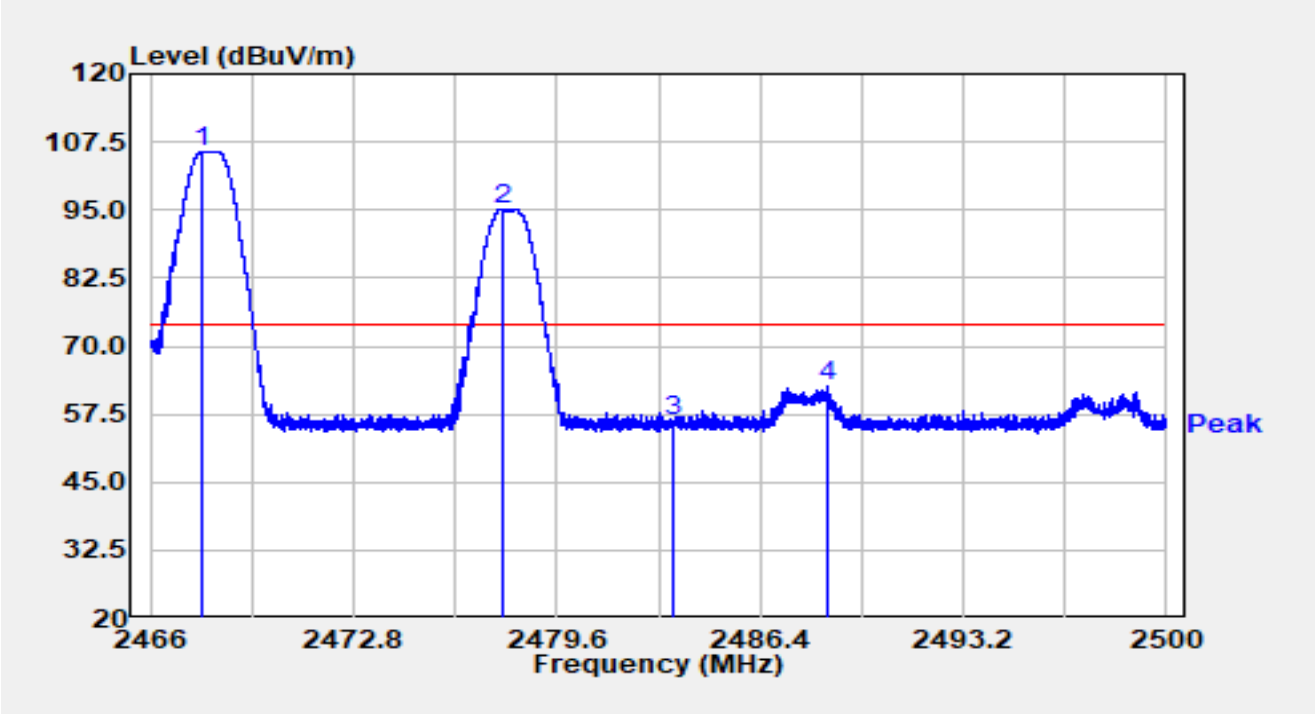

No	Mark	Frequency (MHz)	Reading (dBμV)	C.F (dB/m)	Measurement (dBμV/m)	Margin (dB)	Limit (dBμV/m)	Detector
1		2467.741	73.44	32.37	105.82	N/A	N/A	Peak
2		2477.750	62.74	32.39	95.12	N/A	N/A	Peak
3		2483.500	23.72	32.38	56.10	-17.90	74.00	Peak
4	*	2488.658	30.23	32.38	62.61	-11.39	74.00	Peak

Notes:

1. " *", means this data is the worst emission level.

2. C.F (dB/m) = Antenna Factor (dB/m) + Cable Loss (dB).

3. Measurement (dBμV/m) = Reading (dBμV) + C.F (dB/m).

Site	WZ-AC2	Test Date	2024-07-05
Test Engineer	Bob Zhang	Temp./Humidity	25.5°C/56.8%
Factor	BBHA 9120D_1457_1-18GHz	Polarity	Vertical
EUT	ACCESS POINT	Test Voltage	120V/60Hz
Test Mode	Transmit by Ant 14 2468MHz Ant 7 2478MHz		

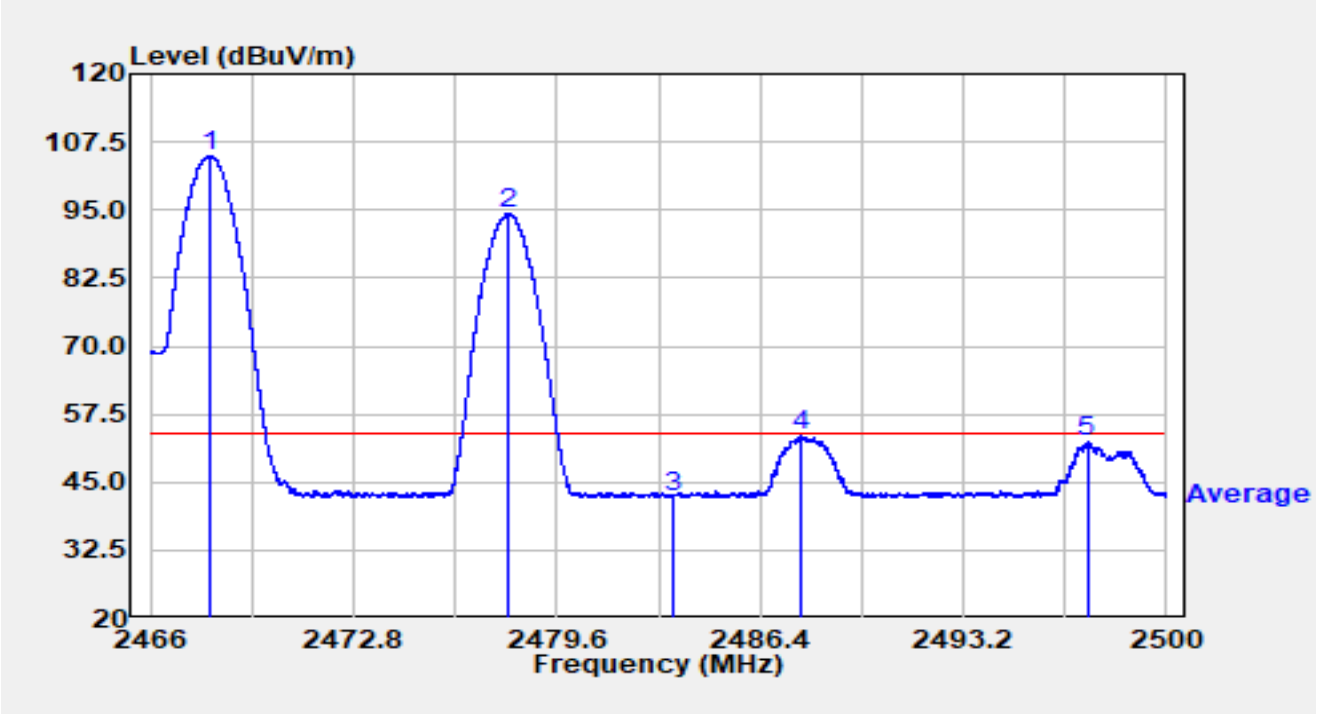

No	Mark	Frequency (MHz)	Reading (dBµV)	C.F (dB/m)	Measurement (dBµV/m)	Margin (dB)	Limit (dBµV/m)	Detector
1		2467.992	72.63	32.37	105.01	N/A	N/A	Average
2		2477.961	61.89	32.38	94.28	N/A	N/A	Average
3		2483.500	10.07	32.38	42.45	-11.55	54.00	Average
4		2487.767	21.13	32.38	53.51	-0.49	54.00	Average
5	*	2497.341	19.89	32.40	52.29	-1.71	54.00	Average

Notes:

1. " *", means this data is the worst emission level.
2. C.F (dB/m) = Antenna Factor (dB/m) + Cable Loss (dB).
3. Measurement (dBµV/m) = Reading (dBµV) + C.F (dB/m).

Site	WZ-AC2	Test Date	2024-07-05
Test Engineer	Bob Zhang	Temp./Humidity	25.5°C/56.8%
Factor	BBHA 9120D_1457_1-18GHz	Polarity	Horizontal
EUT	ACCESS POINT	Test Voltage	120V/60Hz
Test Mode	Transmit by Ant 14 2468MHz Ant 7 2480MHz		

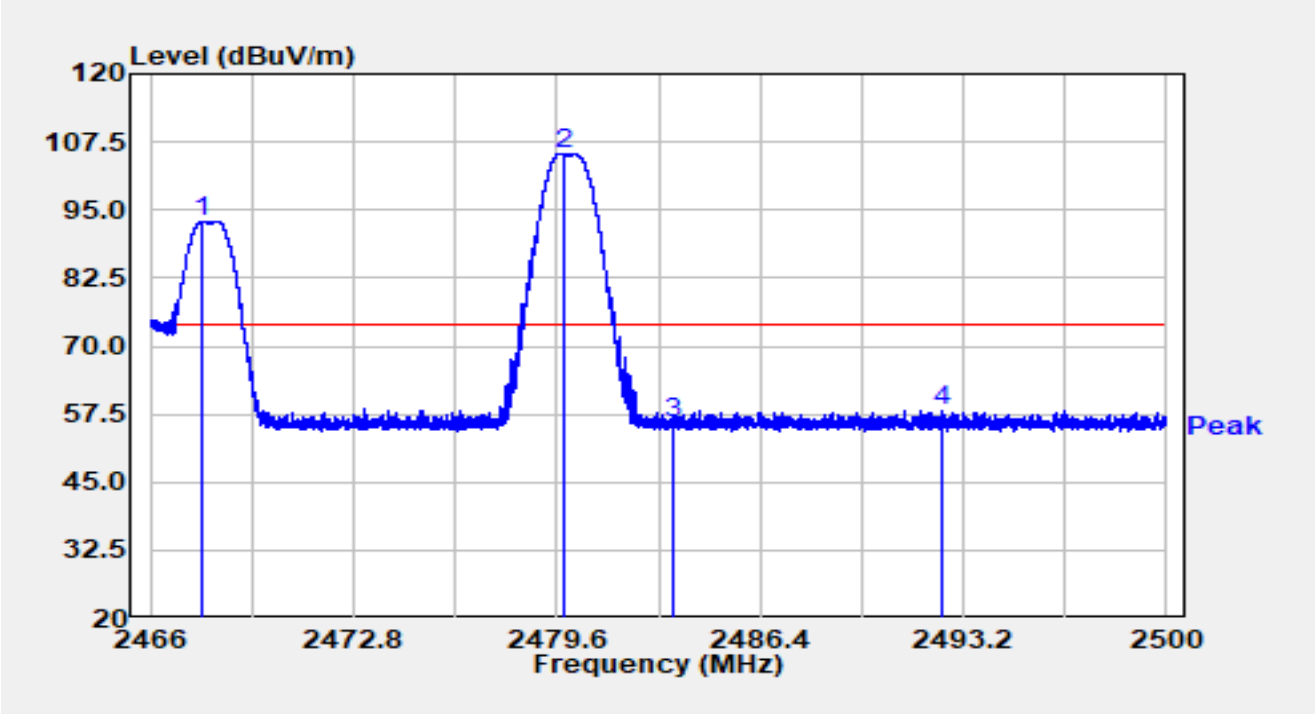

No	Mark	Frequency (MHz)	Reading (dBμV)	C.F (dB/m)	Measurement (dBμV/m)	Margin (dB)	Limit (dBμV/m)	Detector
1		2467.758	60.52	32.37	92.90	N/A	N/A	Peak
2		2479.858	73.03	32.38	105.42	N/A	N/A	Peak
3		2483.500	23.40	32.38	55.79	-18.21	74.00	Peak
4	*	2492.523	25.70	32.38	58.08	-15.92	74.00	Peak

Notes:

1. " *", means this data is the worst emission level.

2. C.F (dB/m) = Antenna Factor (dB/m) + Cable Loss (dB).

3. Measurement (dBμV/m) = Reading (dBμV) + C.F (dB/m).

Site	WZ-AC2	Test Date	2024-07-05
Test Engineer	Bob Zhang	Temp./Humidity	25.5°C/56.8%
Factor	BBHA 9120D_1457_1-18GHz	Polarity	Horizontal
EUT	ACCESS POINT	Test Voltage	120V/60Hz
Test Mode	Transmit by Ant 14 2468MHz Ant 7 2480MHz		

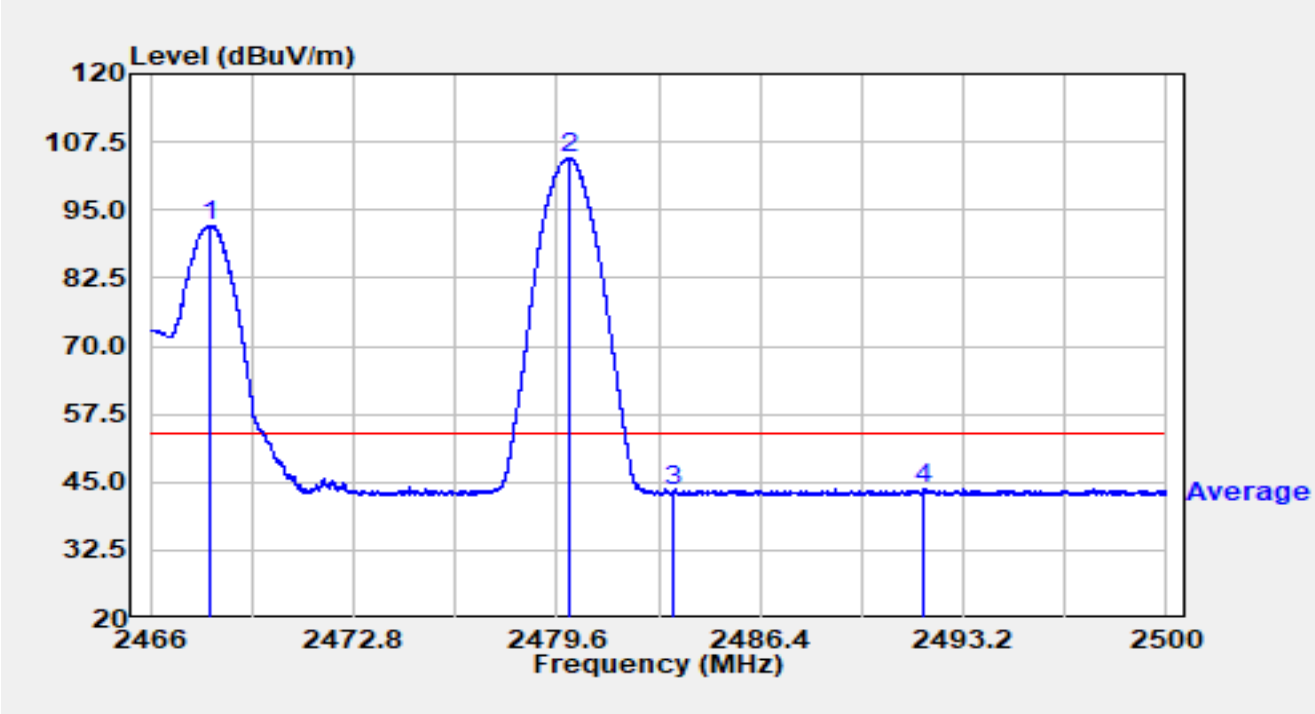

No	Mark	Frequency (MHz)	Reading (dBµV)	C.F (dB/m)	Measurement (dBµV/m)	Margin (dB)	Limit (dBµV/m)	Detector
1		2468.003	59.83	32.37	92.20	N/A	N/A	Average
2		2480.018	72.25	32.38	104.64	N/A	N/A	Average
3		2483.500	10.95	32.38	43.33	-10.67	54.00	Average
4	*	2491.901	11.27	32.38	43.65	-10.35	54.00	Average

Notes:

1. " *", means this data is the worst emission level.

2. C.F (dB/m) = Antenna Factor (dB/m) + Cable Loss (dB).

3. Measurement (dBµV/m) = Reading (dBµV) + C.F (dB/m).

Site	WZ-AC2	Test Date	2024-07-05
Test Engineer	Bob Zhang	Temp./Humidity	25.5°C/56.8%
Factor	BBHA 9120D_1457_1-18GHz	Polarity	Vertical
EUT	ACCESS POINT	Test Voltage	120V/60Hz
Test Mode	Transmit by Ant 14 2468MHz Ant 7 2480MHz		

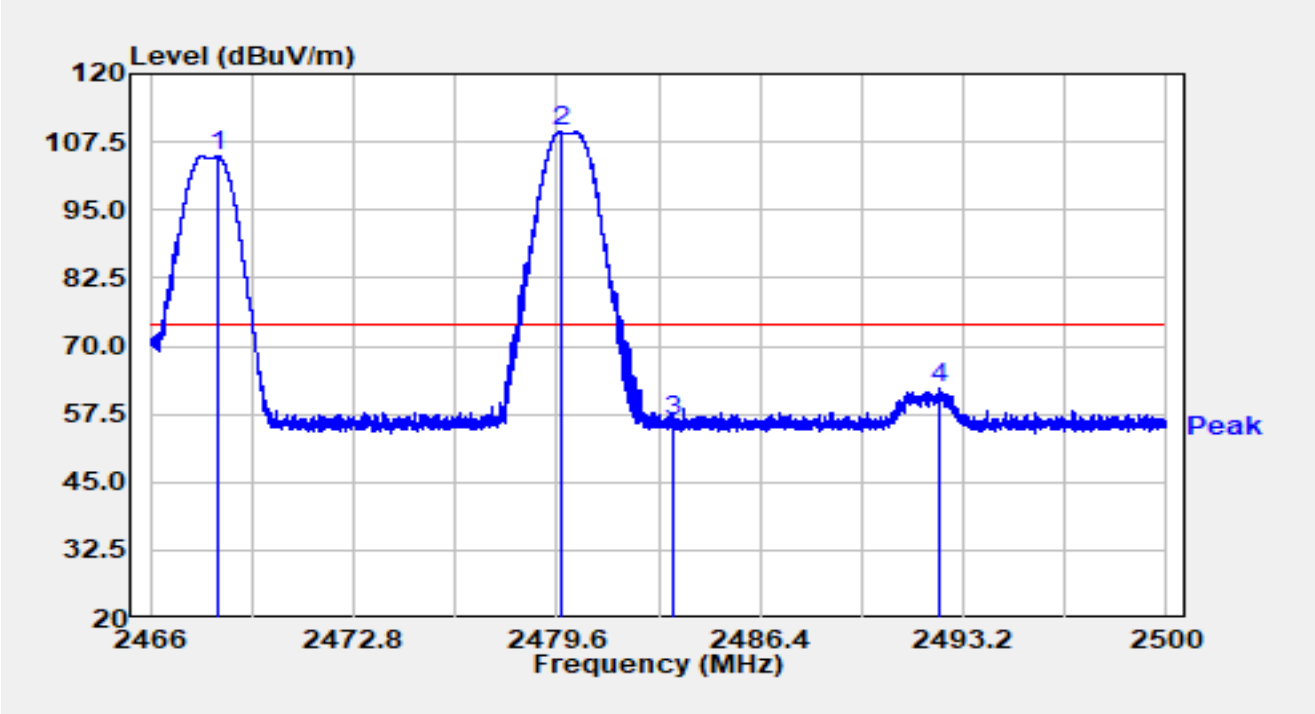

No	Mark	Frequency (MHz)	Reading (dBμV)	C.F (dB/m)	Measurement (dBμV/m)	Margin (dB)	Limit (dBμV/m)	Detector
1		2468.224	72.48	32.38	104.86	N/A	N/A	Peak
2		2479.756	76.94	32.38	109.33	N/A	N/A	Peak
3		2483.500	24.01	32.38	56.40	-17.60	74.00	Peak
4	*	2492.411	30.06	32.38	62.44	-11.56	74.00	Peak

Notes:

1. " *", means this data is the worst emission level.

2. C.F (dB/m) = Antenna Factor (dB/m) + Cable Loss (dB).

3. Measurement (dBμV/m) = Reading (dBμV) + C.F (dB/m).

Site	WZ-AC2	Test Date	2024-07-05
Test Engineer	Bob Zhang	Temp./Humidity	25.5°C/56.8%
Factor	BBHA 9120D_1457_1-18GHz	Polarity	Vertical
EUT	ACCESS POINT	Test Voltage	120V/60Hz
Test Mode	XTransmit by Ant 14 2468MHz Ant 7 2480MHz		

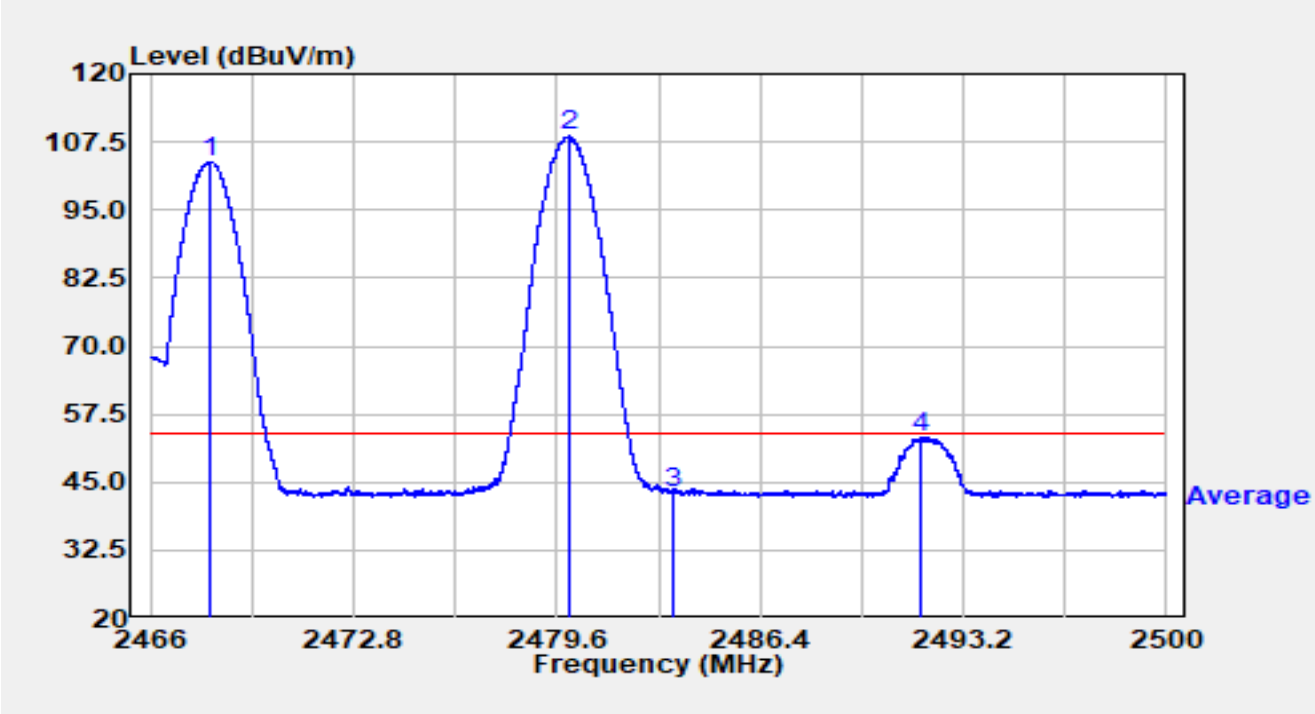

No	Mark	Frequency (MHz)	Reading (dBµV)	C.F (dB/m)	Measurement (dBµV/m)	Margin (dB)	Limit (dBµV/m)	Detector
1		2467.989	71.54	32.37	103.92	N/A	N/A	Average
2		2480.032	76.23	32.38	108.61	N/A	N/A	Average
3		2483.500	10.64	32.38	43.02	-10.98	54.00	Average
4	*	2491.802	20.81	32.38	53.19	-0.81	54.00	Average

Notes:

1. " *", means this data is the worst emission level.
2. C.F (dB/m) = Antenna Factor (dB/m) + Cable Loss (dB).
3. Measurement (dBµV/m) = Reading (dBµV) + C.F (dB/m).

Site	WZ-AC2	Test Date	2024-06-26
Test Engineer	Bob Zhang	Temp./Humidity	25.5°C/56.8%
Factor	BBHA 9120D_1457_1-18GHz	Polarity	Horizontal
EUT	ACCESS POINT	Test Voltage	120V/60Hz
Test Mode	Transmit by Ant 14 2470MHz Ant 7 2474MHz		

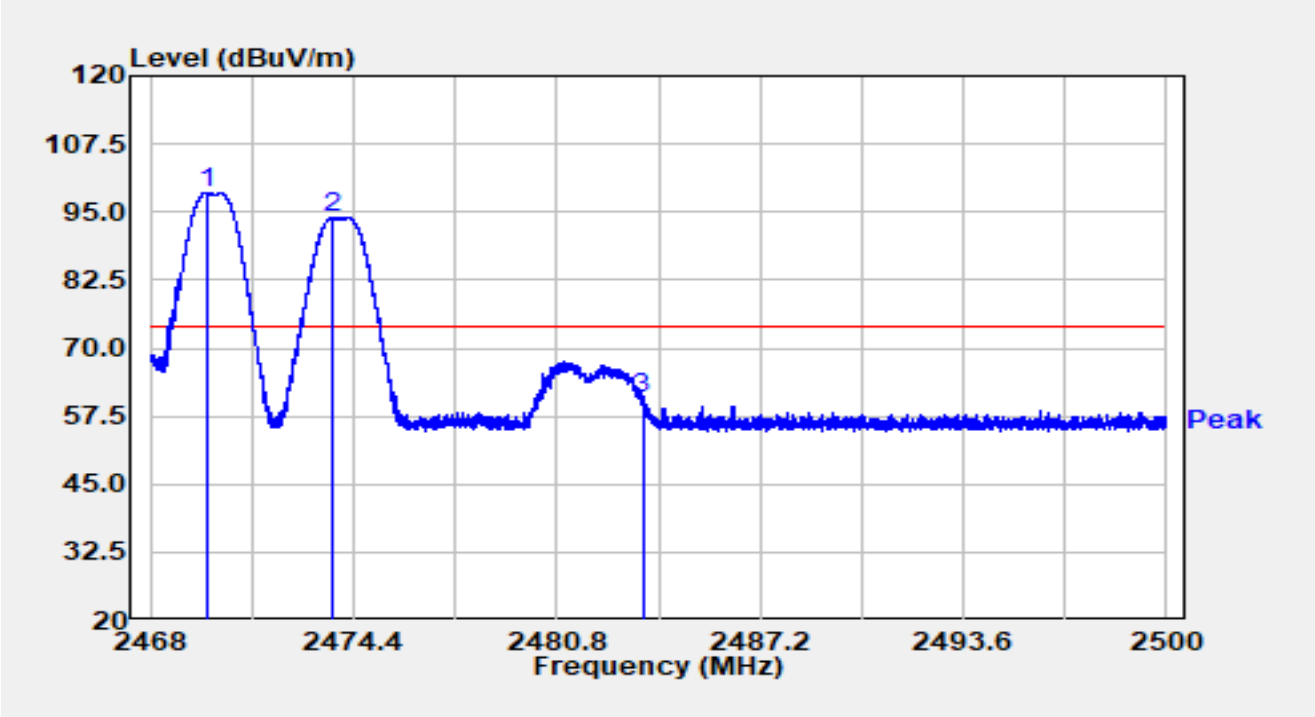

No	Mark	Frequency (MHz)	Reading (dBμV)	C.F (dB/m)	Measurement (dBμV/m)	Margin (dB)	Limit (dBμV/m)	Detector
1	*	2469.760	66.11	32.38	98.49	24.49	74.00	Peak
2		2473.699	61.55	32.39	93.94	19.94	74.00	Peak
3		2483.500	28.35	32.38	60.73	-13.27	74.00	Peak

Notes:

1. " *", means this data is the worst emission level.

2. C.F (dB/m) = Antenna Factor (dB/m) + Cable Loss (dB).

3. Measurement (dBμV/m) = Reading (dBμV) + C.F (dB/m).

Site	WZ-AC2	Test Date	2024-06-26
Test Engineer	Bob Zhang	Temp./Humidity	25.5°C/56.8%
Factor	BBHA 9120D_1457_1-18GHz	Polarity	Horizontal
EUT	ACCESS POINT	Test Voltage	120V/60Hz
Test Mode	Transmit by Ant 14 2470MHz Ant 7 2474MHz		

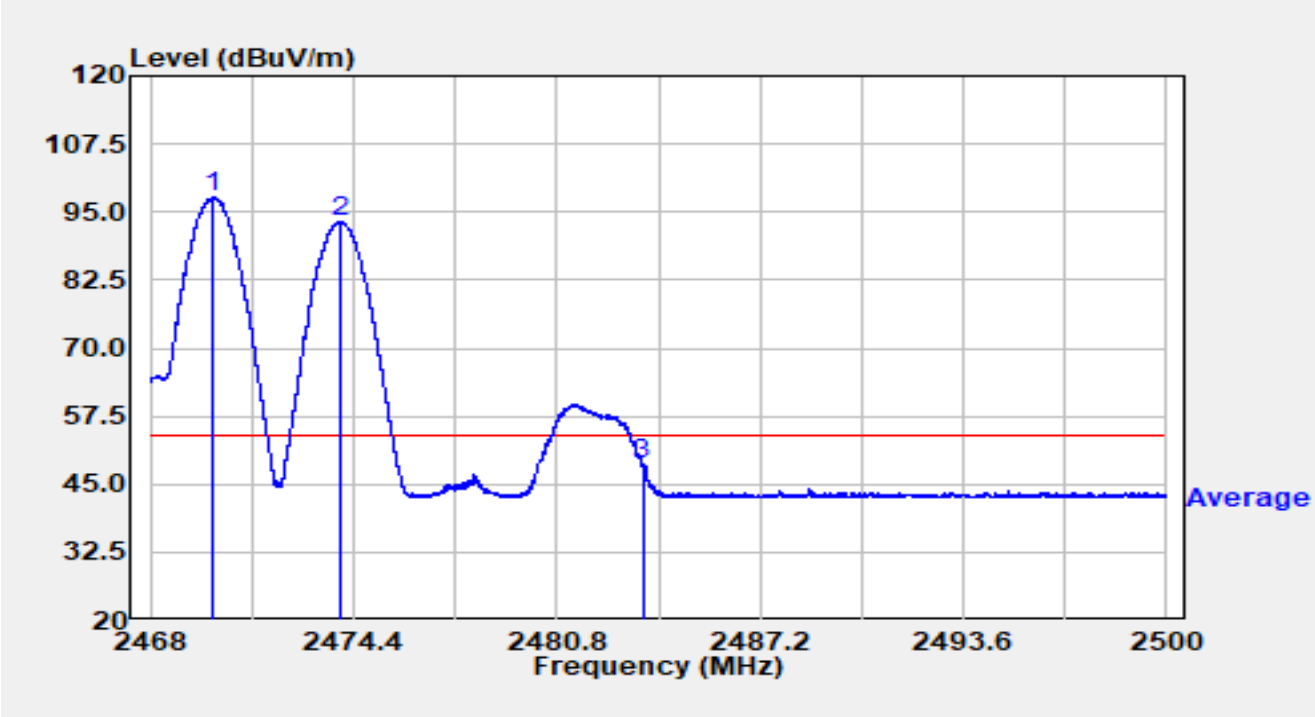

No	Mark	Frequency (MHz)	Reading (dBμV)	C.F (dB/m)	Measurement (dBμV/m)	Margin (dB)	Limit (dBμV/m)	Detector
1	*	2469.994	65.29	32.38	97.67	43.67	54.00	Average
2		2474.006	60.82	32.39	93.20	39.20	54.00	Average
3		2483.500	16.19	32.38	48.57	-5.43	54.00	Average

Notes:

1. " *", means this data is the worst emission level.
2. C.F (dB/m) = Antenna Factor (dB/m) + Cable Loss (dB).
3. Measurement (dBμV/m) = Reading (dBμV) + C.F (dB/m).

Site	WZ-AC2	Test Date	2024-06-26
Test Engineer	Bob Zhang	Temp./Humidity	25.5°C/56.8%
Factor	BBHA 9120D_1457_1-18GHz	Polarity	Vertical
EUT	ACCESS POINT	Test Voltage	120V/60Hz
Test Mode	Transmit by Ant 14 2470MHz Ant 7 2474MHz		

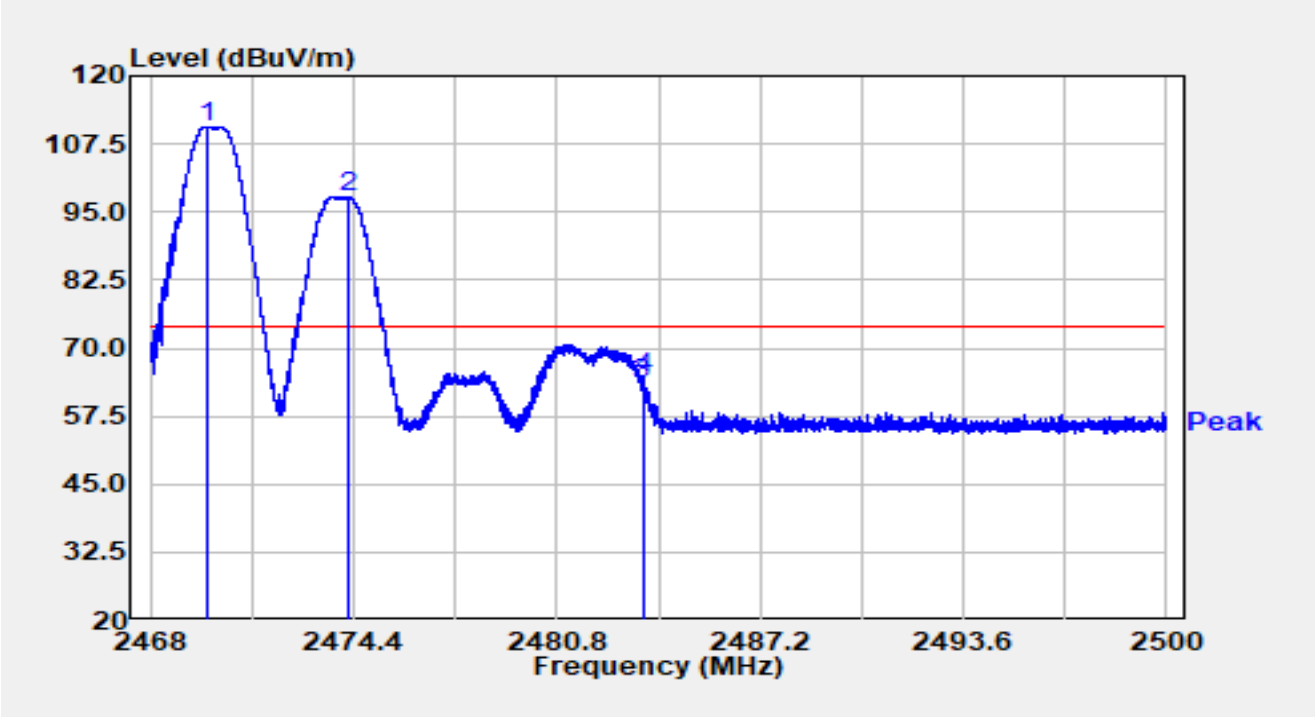

No	Mark	Frequency (MHz)	Reading (dBμV)	C.F (dB/m)	Measurement (dBμV/m)	Margin (dB)	Limit (dBμV/m)	Detector
1	*	2469.773	78.27	32.38	110.65	36.65	74.00	Peak
2		2474.243	65.34	32.39	97.73	23.73	74.00	Peak
3		2483.500	30.84	32.38	63.22	-10.78	74.00	Peak
4		2483.549	32.16	32.38	64.54	-9.46	74.00	Peak

Notes:

1. " *", means this data is the worst emission level.

2. C.F (dB/m) = Antenna Factor (dB/m) + Cable Loss (dB).

3. Measurement (dBμV/m) = Reading (dBμV) + C.F (dB/m).

Site	WZ-AC2	Test Date	2024-07-05
Test Engineer	Bob Zhang	Temp./Humidity	25.5°C/56.8%
Factor	BBHA 9120D_1457_1-18GHz	Polarity	Vertical
EUT	ACCESS POINT	Test Voltage	120V/60Hz
Test Mode	XTransmit by Ant 14 2470MHz Ant 7 2474MHz		

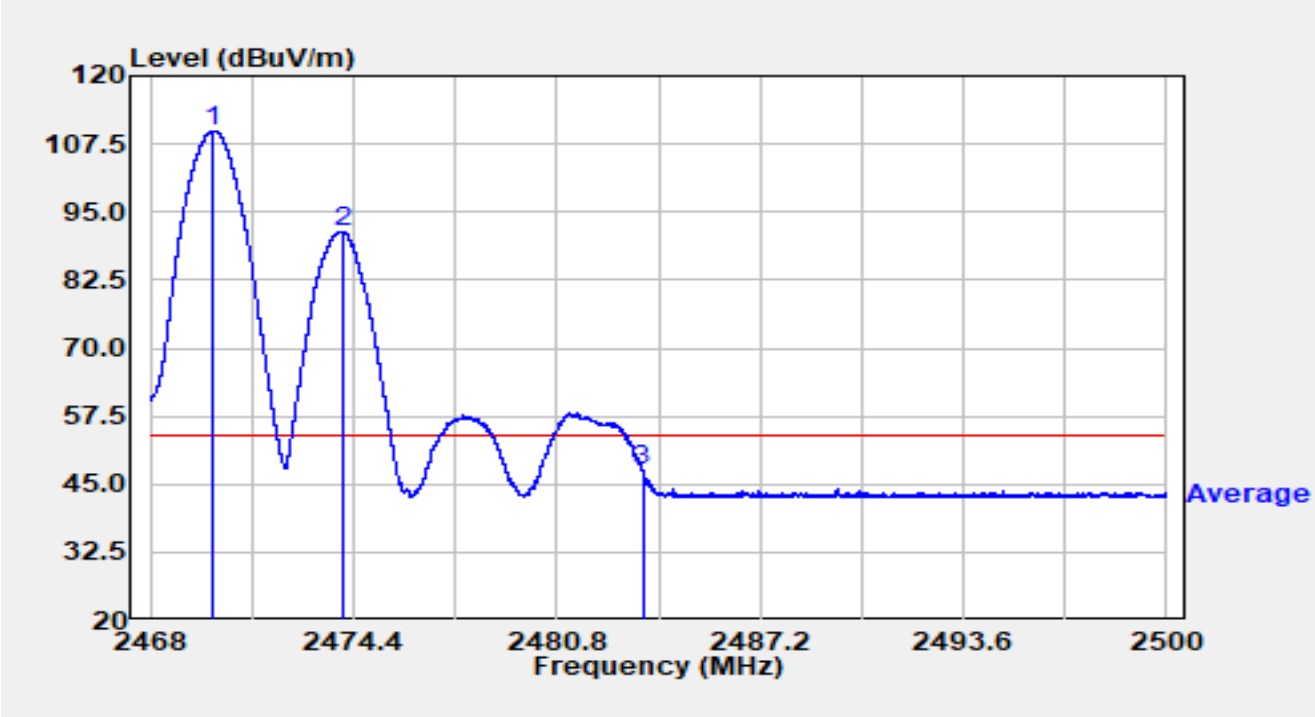

No	Mark	Frequency (MHz)	Reading (dBμV)	C.F (dB/m)	Measurement (dBμV/m)	Margin (dB)	Limit (dBμV/m)	Detector
1	*	2469.997	77.50	32.38	109.88	55.88	54.00	Average
2		2474.061	59.03	32.39	91.42	37.42	54.00	Average
3	*	2483.500	15.14	32.38	47.52	-6.48	54.00	Average

Notes:

1. " *", means this data is the worst emission level.

2. C.F (dB/m) = Antenna Factor (dB/m) + Cable Loss (dB).

3. Measurement (dBμV/m) = Reading (dBμV) + C.F (dB/m).

Site	WZ-AC2	Test Date	2024-07-05
Test Engineer	Bob Zhang	Temp./Humidity	25.5°C/56.8%
Factor	BBHA 9120D_1457_1-18GHz	Polarity	Horizontal
EUT	ACCESS POINT	Test Voltage	120V/60Hz
Test Mode	Transmit by Ant 14 2470MHz Ant 7 2476MHz		

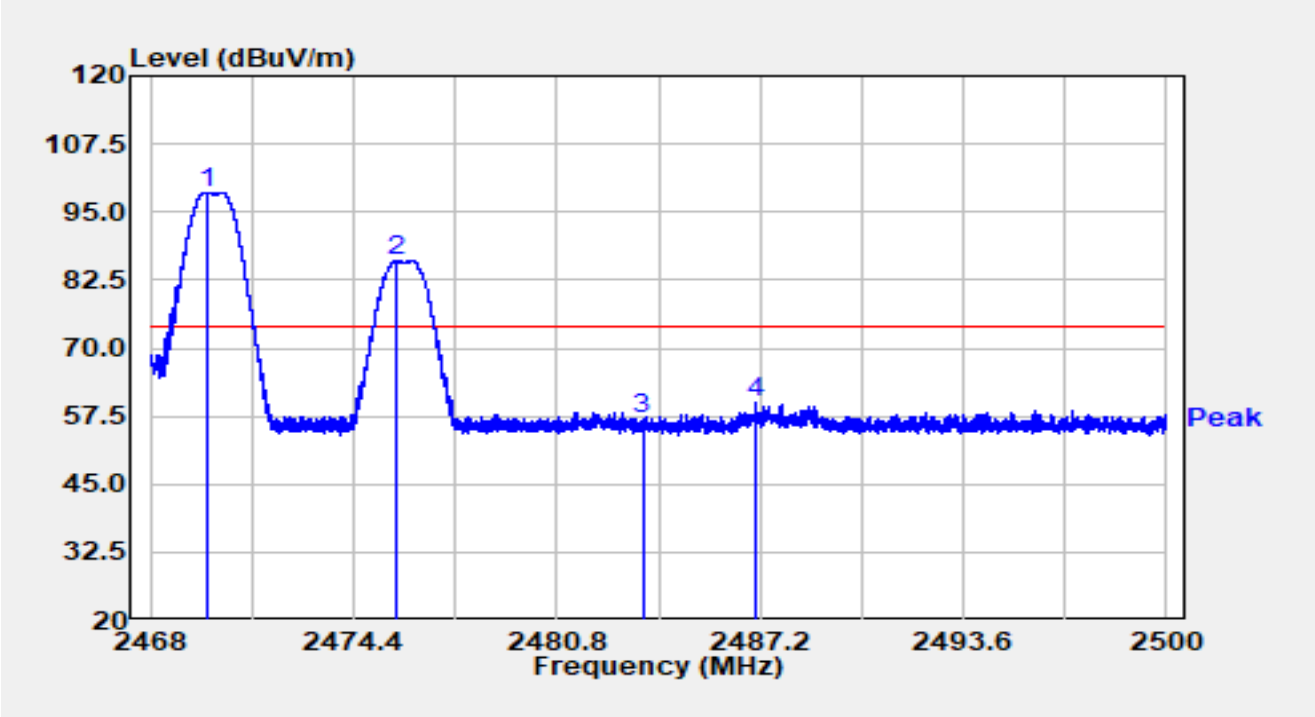

No	Mark	Frequency (MHz)	Reading (dBμV)	C.F (dB/m)	Measurement (dBμV/m)	Margin (dB)	Limit (dBμV/m)	Detector
1		2469.754	66.26	32.38	98.64	N/A	N/A	Peak
2		2475.725	53.65	32.39	86.04	N/A	N/A	Peak
3		2483.500	24.66	32.38	57.04	-16.96	74.00	Peak
4	*	2487.069	27.62	32.38	60.00	-14.00	74.00	Peak

Notes:

1. " *", means this data is the worst emission level.

2. C.F (dB/m) = Antenna Factor (dB/m) + Cable Loss (dB).

3. Measurement (dBμV/m) = Reading (dBμV) + C.F (dB/m).

Site	WZ-AC2	Test Date	2024-07-05
Test Engineer	Bob Zhang	Temp./Humidity	25.5°C/56.8%
Factor	BBHA 9120D_1457_1-18GHz	Polarity	Horizontal
EUT	ACCESS POINT	Test Voltage	120V/60Hz
Test Mode	Transmit by Ant 14 2470MHz Ant 7 2476MHz		

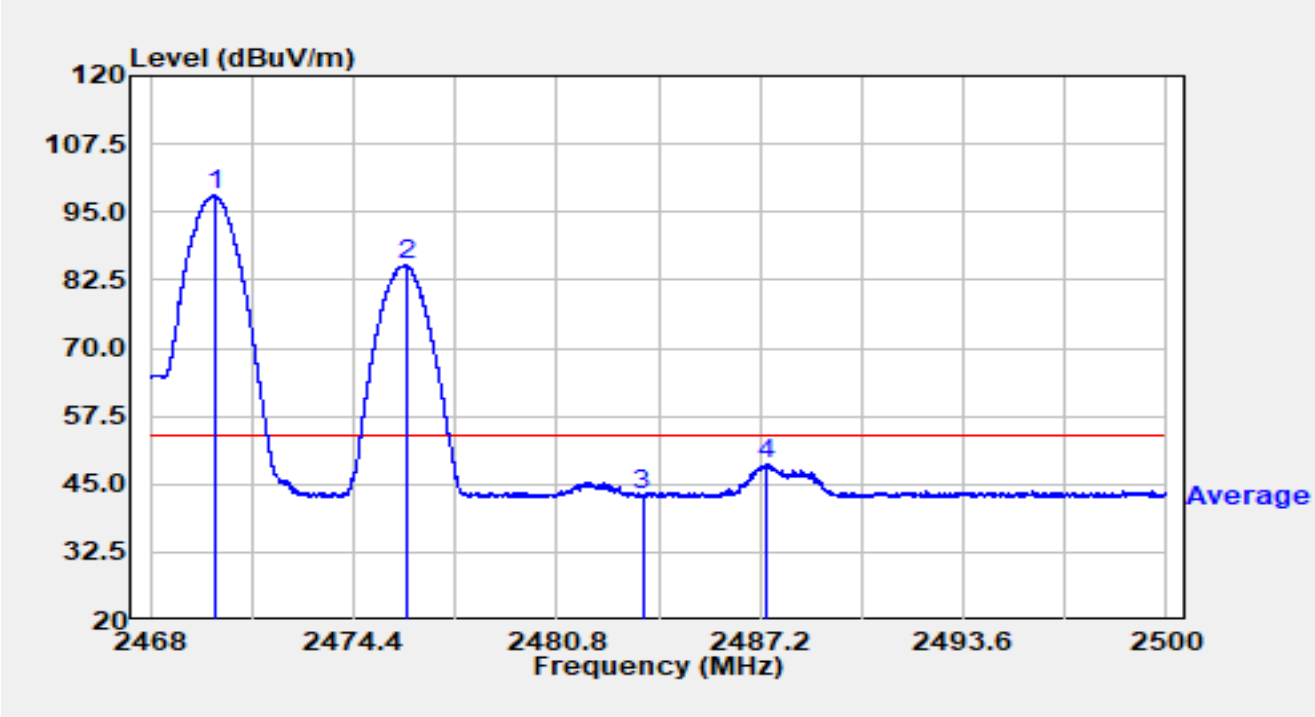

No	Mark	Frequency (MHz)	Reading (dBμV)	C.F (dB/m)	Measurement (dBμV/m)	Margin (dB)	Limit (dBμV/m)	Detector
1		2470.016	65.62	32.38	98.00	N/A	N/A	Average
2		2476.051	52.77	32.39	85.15	N/A	N/A	Average
3		2483.500	10.61	32.38	42.99	-11.01	54.00	Average
4	*	2487.430	16.42	32.38	48.80	-5.20	54.00	Average

Notes:

1. " *", means this data is the worst emission level.
2. C.F (dB/m) = Antenna Factor (dB/m) + Cable Loss (dB).
3. Measurement (dBμV/m) = Reading (dBμV) + C.F (dB/m).

Site	WZ-AC2	Test Date	2024-07-05
Test Engineer	Bob Zhang	Temp./Humidity	25.5°C/56.8%
Factor	BBHA 9120D_1457_1-18GHz	Polarity	Vertical
EUT	ACCESS POINT	Test Voltage	120V/60Hz
Test Mode	Transmit by Ant 14 2470MHz Ant 7 2476MHz		

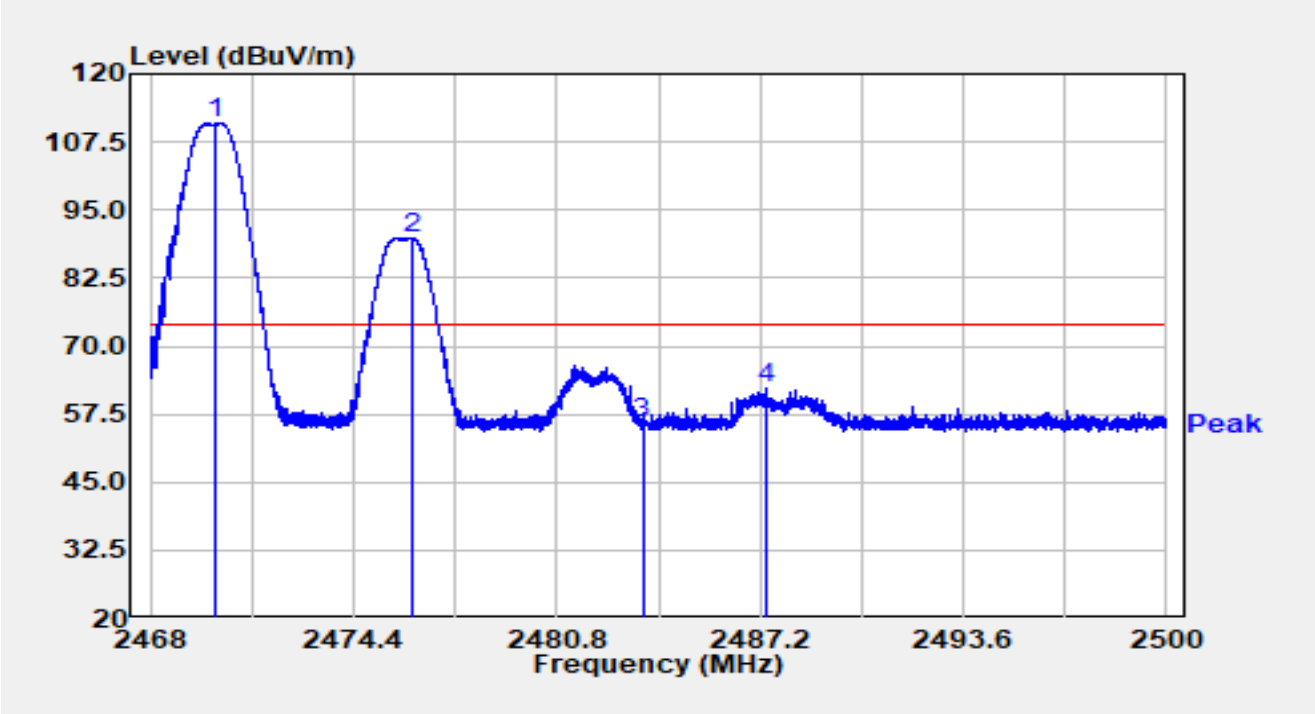

No	Mark	Frequency (MHz)	Reading (dBμV)	C.F (dB/m)	Measurement (dBμV/m)	Margin (dB)	Limit (dBμV/m)	Detector
1		2470.026	78.52	32.38	110.90	N/A	N/A	Peak
2		2476.262	57.60	32.39	89.99	N/A	N/A	Peak
3		2483.500	23.44	32.38	55.82	-18.18	74.00	Peak
4	*	2487.360	29.86	32.38	62.24	-11.76	74.00	Peak

Notes:

1. " *", means this data is the worst emission level.

2. C.F (dB/m) = Antenna Factor (dB/m) + Cable Loss (dB).

3. Measurement (dBμV/m) = Reading (dBμV) + C.F (dB/m).

Site	WZ-AC2	Test Date	2024-07-05
Test Engineer	Bob Zhang	Temp./Humidity	25.5°C/56.8%
Factor	BBHA 9120D_1457_1-18GHz	Polarity	Vertical
EUT	ACCESS POINT	Test Voltage	120V/60Hz
Test Mode	Transmit by Ant 14 2470MHz Ant 7 2476MHz		

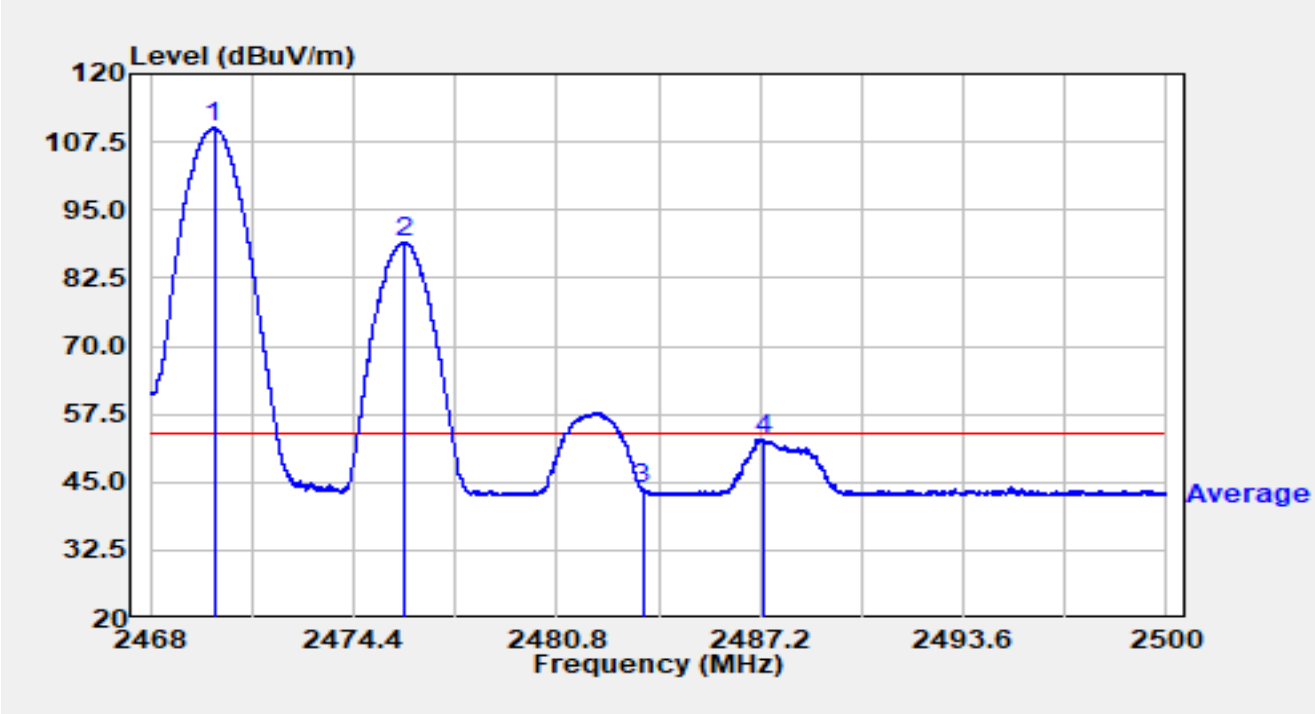

No	Mark	Frequency (MHz)	Reading (dBμV)	C.F (dB/m)	Measurement (dBμV/m)	Margin (dB)	Limit (dBμV/m)	Detector
1		2470.003	77.65	32.38	110.03	N/A	N/A	Average
2		2475.984	56.73	32.39	89.12	N/A	N/A	Average
3		2483.500	11.27	32.38	43.65	-10.35	54.00	Average
4	*	2487.312	20.40	32.38	52.78	-1.22	54.00	Average

Notes:

1. " *", means this data is the worst emission level.
2. C.F (dB/m) = Antenna Factor (dB/m) + Cable Loss (dB).
3. Measurement (dBμV/m) = Reading (dBμV) + C.F (dB/m).

Site	WZ-AC2	Test Date	2024-07-05
Test Engineer	Bob Zhang	Temp./Humidity	25.5°C/56.8%
Factor	BBHA 9120D_1457_1-18GHz	Polarity	Horizontal
EUT	ACCESS POINT	Test Voltage	120V/60Hz
Test Mode	Transmit by Ant 14 2470MHz Ant 7 2478MHz		

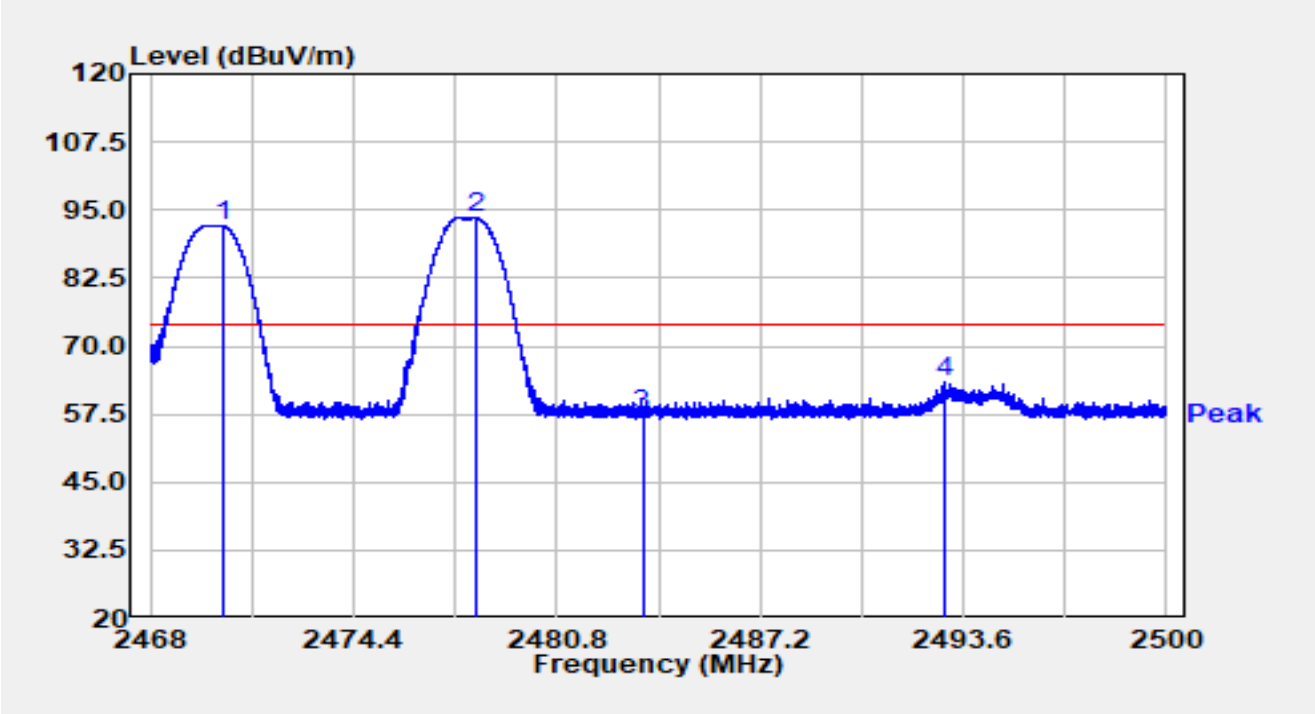

No	Mark	Frequency (MHz)	Reading (dBμV)	C.F (dB/m)	Measurement (dBμV/m)	Margin (dB)	Limit (dBμV/m)	Detector
1		2470.256	59.76	32.38	92.14	N/A	N/A	Peak
2		2478.243	61.19	32.38	93.57	N/A	N/A	Peak
3		2483.500	25.09	32.38	57.47	-16.53	74.00	Peak
4	*	2493.011	31.14	32.38	63.52	-10.48	74.00	Peak

Notes:

1. " *", means this data is the worst emission level.

2. C.F (dB/m) = Antenna Factor (dB/m) + Cable Loss (dB).

3. Measurement (dBμV/m) = Reading (dBμV) + C.F (dB/m).

Site	WZ-AC2	Test Date	2024-07-05
Test Engineer	Bob Zhang	Temp./Humidity	25.5°C/56.8%
Factor	BBHA 9120D_1457_1-18GHz	Polarity	Horizontal
EUT	ACCESS POINT	Test Voltage	120V/60Hz
Test Mode	Transmit by Ant 14 2470MHz Ant 7 2478MHz		

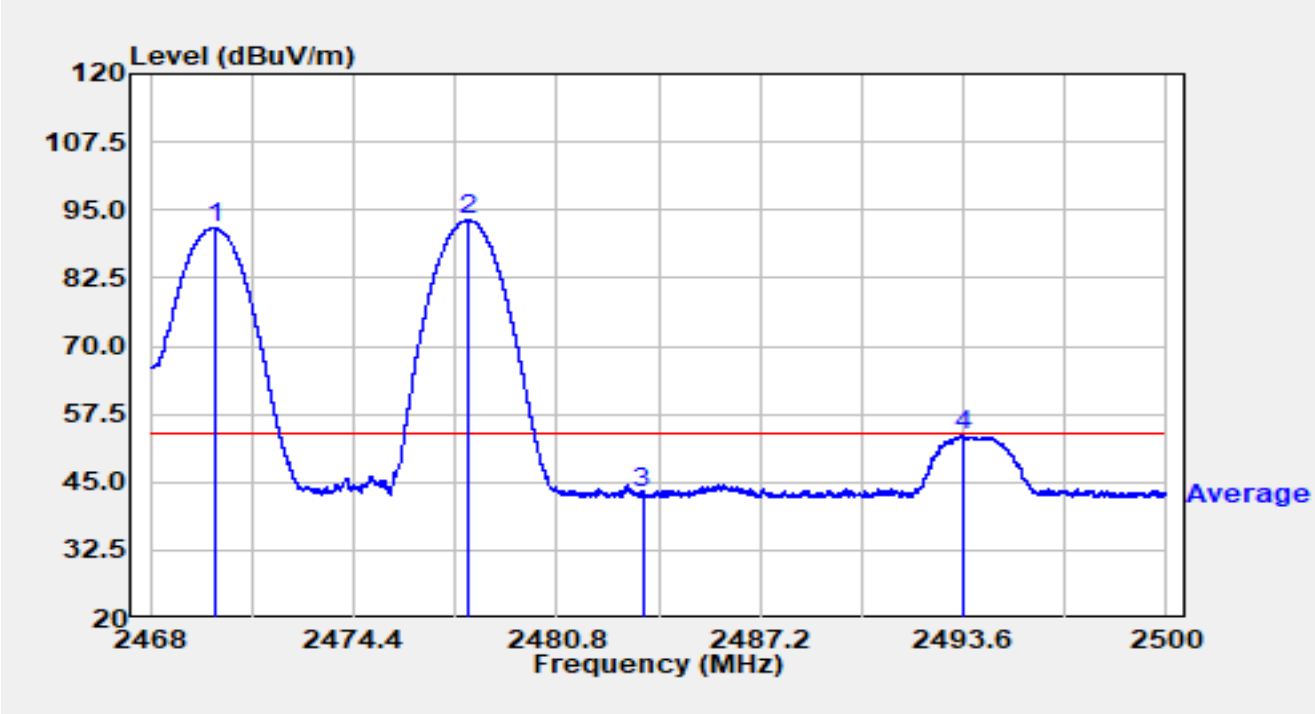

No	Mark	Frequency (MHz)	Reading (dBµV)	C.F (dB/m)	Measurement (dBµV/m)	Margin (dB)	Limit (dBµV/m)	Detector
1		2470.054	59.34	32.38	91.71	N/A	N/A	Average
2		2477.987	60.76	32.38	93.15	N/A	N/A	Average
3		2483.500	10.80	32.38	43.18	-10.82	54.00	Average
4	*	2493.590	21.13	32.38	53.52	-0.48	54.00	Average

Notes:

1. " *", means this data is the worst emission level.
2. C.F (dB/m) = Antenna Factor (dB/m) + Cable Loss (dB).
3. Measurement (dBµV/m) = Reading (dBµV) + C.F (dB/m).

Site	WZ-AC2	Test Date	2024-07-05
Test Engineer	Bob Zhang	Temp./Humidity	25.5°C/56.8%
Factor	BBHA 9120D_1457_1-18GHz	Polarity	Vertical
EUT	ACCESS POINT	Test Voltage	120V/60Hz
Test Mode	Transmit by Ant 14 2470MHz Ant 7 2478MHz		

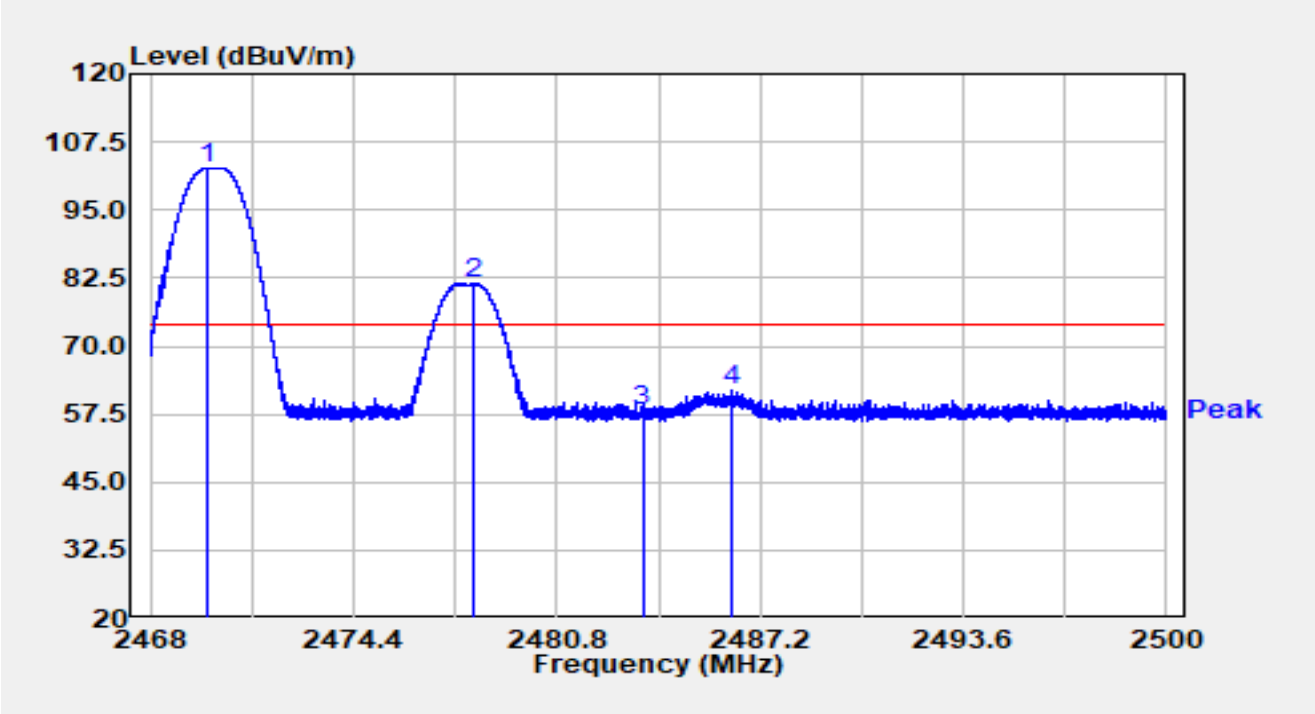

No	Mark	Frequency (MHz)	Reading (dBμV)	C.F (dB/m)	Measurement (dBμV/m)	Margin (dB)	Limit (dBμV/m)	Detector
1		2469.786	70.32	32.38	102.70	N/A	N/A	Peak
2		2478.144	49.12	32.38	81.50	N/A	N/A	Peak
3		2483.500	25.78	32.38	58.16	-15.84	74.00	Peak
4	*	2486.304	29.39	32.38	61.77	-12.23	74.00	Peak

Notes:

1. " *", means this data is the worst emission level.

2. C.F (dB/m) = Antenna Factor (dB/m) + Cable Loss (dB).

3. Measurement (dBμV/m) = Reading (dBμV) + C.F (dB/m).

Site	WZ-AC2	Test Date	2024-07-05
Test Engineer	Bob Zhang	Temp./Humidity	25.5°C/56.8%
Factor	BBHA 9120D_1457_1-18GHz	Polarity	Vertical
EUT	ACCESS POINT	Test Voltage	120V/60Hz
Test Mode	Transmit by Ant 14 2470MHz Ant 7 2478MHz		

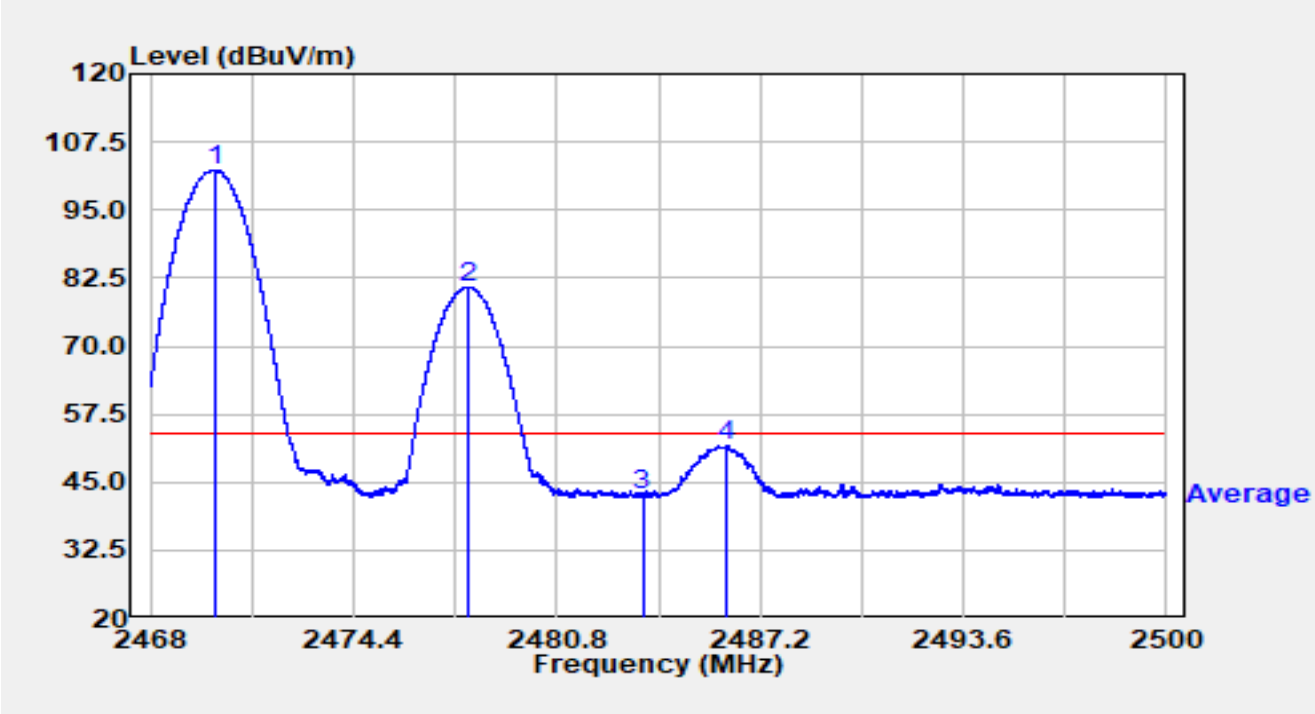

No	Mark	Frequency (MHz)	Reading (dBµV)	C.F (dB/m)	Measurement (dBµV/m)	Margin (dB)	Limit (dBµV/m)	Detector
1		2470.006	70.00	32.38	102.38	N/A	N/A	Average
2		2478.016	48.42	32.38	80.80	N/A	N/A	Average
3		2483.500	10.07	32.38	42.46	-11.54	54.00	Average
4	*	2486.144	19.32	32.38	51.70	-2.30	54.00	Average

Notes:

1. " *", means this data is the worst emission level.
2. C.F (dB/m) = Antenna Factor (dB/m) + Cable Loss (dB).
3. Measurement (dBµV/m) = Reading (dBµV) + C.F (dB/m).

Site	WZ-AC2	Test Date	2024-07-05
Test Engineer	Bob Zhang	Temp./Humidity	25.5°C/56.8%
Factor	BBHA 9120D_1457_1-18GHz	Polarity	Horizontal
EUT	ACCESS POINT	Test Voltage	120V/60Hz
Test Mode	Transmit by Ant 14 2470MHz Ant 7 2480MHz		

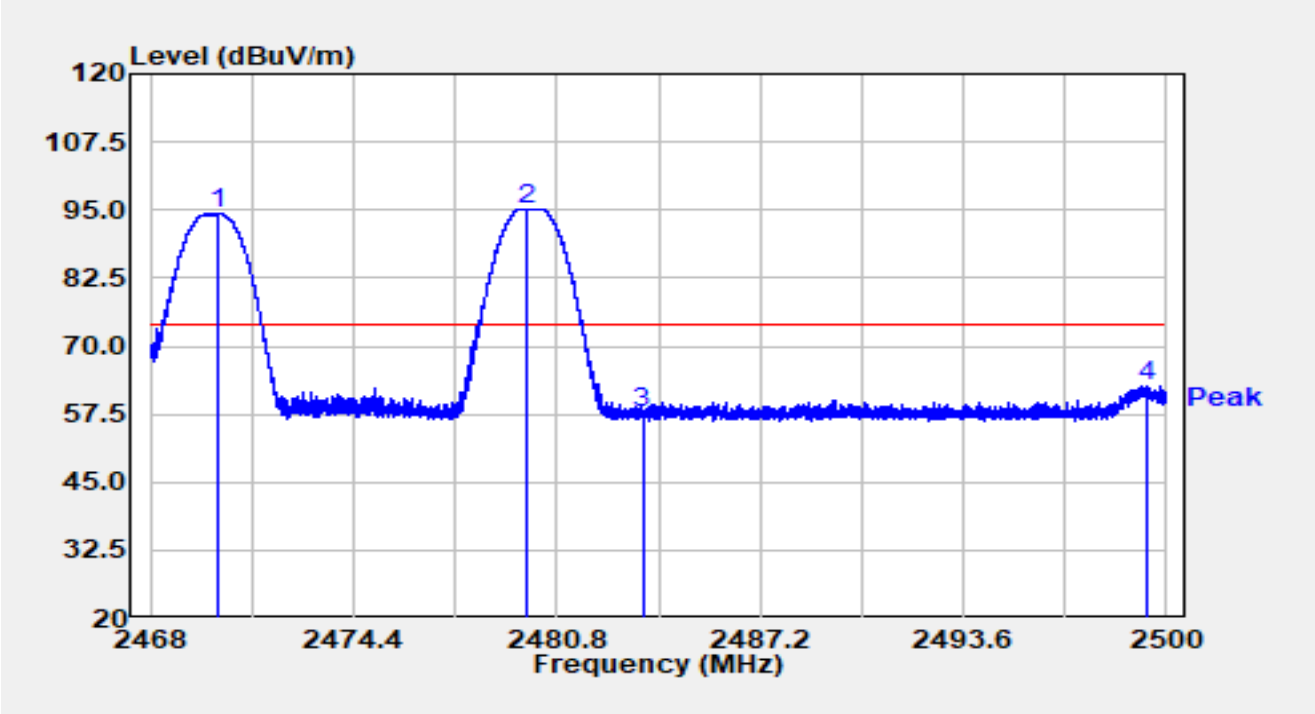

No	Mark	Frequency (MHz)	Reading (dBμV)	C.F (dB/m)	Measurement (dBμV/m)	Margin (dB)	Limit (dBμV/m)	Detector
1		2470.150	61.91	32.38	94.28	N/A	N/A	Peak
2		2479.853	62.89	32.38	95.27	N/A	N/A	Peak
3		2483.500	25.49	32.38	57.87	-16.13	74.00	Peak
4	*	2499.417	30.36	32.41	62.76	-11.24	74.00	Peak

Notes:

1. " *", means this data is the worst emission level.

2. C.F (dB/m) = Antenna Factor (dB/m) + Cable Loss (dB).

3. Measurement (dBμV/m) = Reading (dBμV) + C.F (dB/m).

Site	WZ-AC2	Test Date	2024-07-05
Test Engineer	Bob Zhang	Temp./Humidity	25.5°C/56.8%
Factor	BBHA 9120D_1457_1-18GHz	Polarity	Horizontal
EUT	ACCESS POINT	Test Voltage	120V/60Hz
Test Mode	Transmit by Ant 14 2470MHz Ant 7 2480MHz		

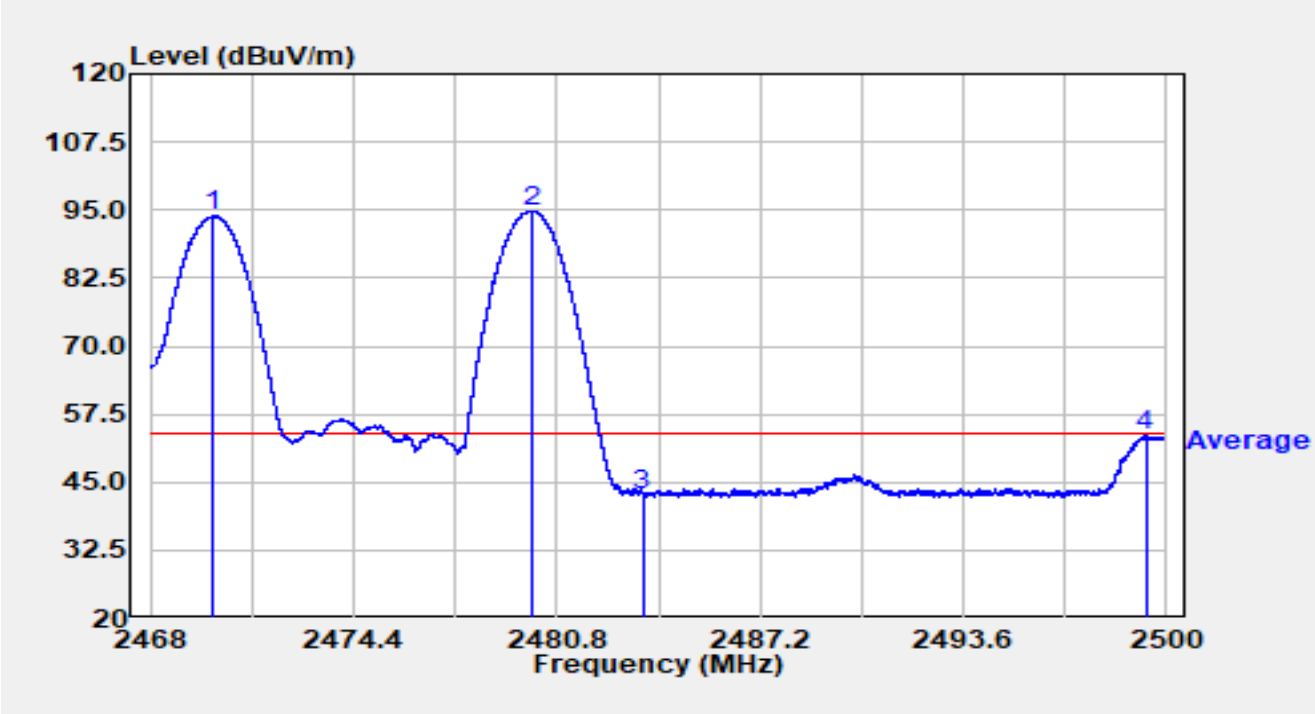

No	Mark	Frequency (MHz)	Reading (dBµV)	C.F (dB/m)	Measurement (dBµV/m)	Margin (dB)	Limit (dBµV/m)	Detector
1		2469.978	61.47	32.38	93.84	N/A	N/A	Average
2		2480.032	62.51	32.38	94.90	N/A	N/A	Average
3		2483.500	10.43	32.38	42.82	-11.18	54.00	Average
4	*	2499.341	21.20	32.41	53.61	-0.39	54.00	Average

Notes:

1. " *", means this data is the worst emission level.

2. C.F (dB/m) = Antenna Factor (dB/m) + Cable Loss (dB).

3. Measurement (dBµV/m) = Reading (dBµV) + C.F (dB/m).

Site	WZ-AC2	Test Date	2024-07-05
Test Engineer	Bob Zhang	Temp./Humidity	25.5°C/56.8%
Factor	BBHA 9120D_1457_1-18GHz	Polarity	Vertical
EUT	ACCESS POINT	Test Voltage	120V/60Hz
Test Mode	Transmit by Ant 14 2470MHz Ant 7 2480MHz		

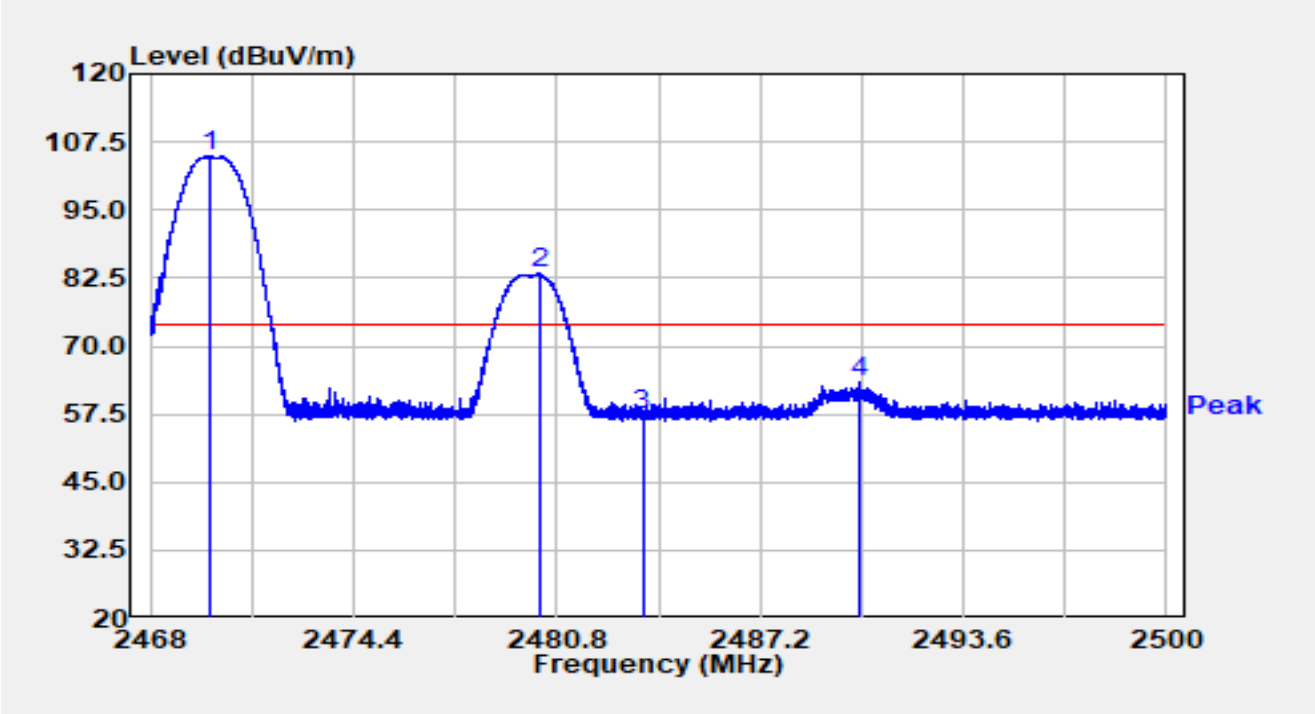

No	Mark	Frequency (MHz)	Reading (dBμV)	C.F (dB/m)	Measurement (dBμV/m)	Margin (dB)	Limit (dBμV/m)	Detector
1		2469.882	72.40	32.38	104.78	N/A	N/A	Peak
2		2480.266	50.84	32.38	83.22	N/A	N/A	Peak
3		2483.500	25.04	32.38	57.42	-16.58	74.00	Peak
4	*	2490.314	30.92	32.38	63.30	-10.70	74.00	Peak

Notes:

1. " *", means this data is the worst emission level.

2. C.F (dB/m) = Antenna Factor (dB/m) + Cable Loss (dB).

3. Measurement (dBμV/m) = Reading (dBμV) + C.F (dB/m).

Site	WZ-AC2	Test Date	2024-07-05
Test Engineer	Bob Zhang	Temp./Humidity	25.5°C/56.8%
Factor	BBHA 9120D_1457_1-18GHz	Polarity	Vertical
EUT	ACCESS POINT	Test Voltage	120V/60Hz
Test Mode	Transmit by Ant 14 2470MHz Ant 7 2480MHz		

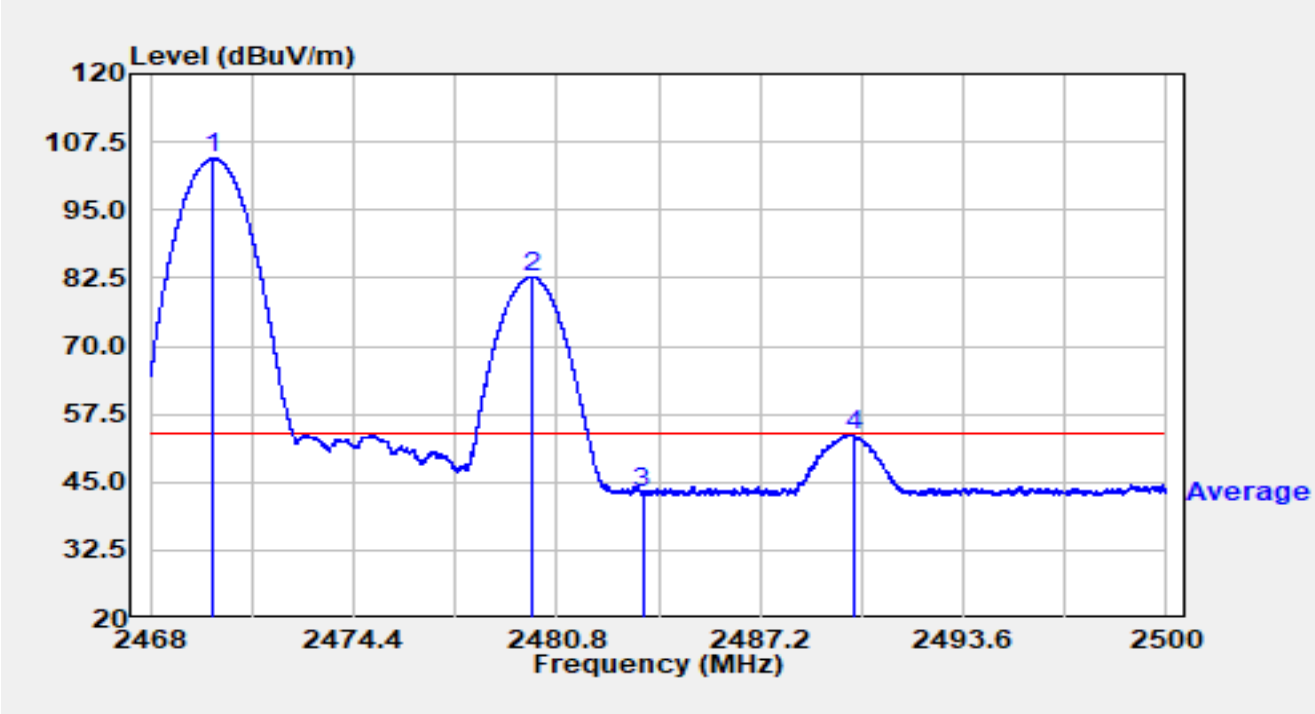

No	Mark	Frequency (MHz)	Reading (dBμV)	C.F (dB/m)	Measurement (dBμV/m)	Margin (dB)	Limit (dBμV/m)	Detector
1		2469.971	72.07	32.38	104.45	N/A	N/A	Average
2		2480.013	50.33	32.38	82.71	N/A	N/A	Average
3		2483.500	10.70	32.38	43.09	-10.91	54.00	Average
4	*	2490.154	21.33	32.38	53.71	-0.29	54.00	Average

Notes:

1. " *", means this data is the worst emission level.

2. C.F (dB/m) = Antenna Factor (dB/m) + Cable Loss (dB).

3. Measurement (dBμV/m) = Reading (dBμV) + C.F (dB/m).

Site	WZ-AC2	Test Date	2024-07-05
Test Engineer	Bob Zhang	Temp./Humidity	25.5°C/56.8%
Factor	BBHA 9120D_1457_1-18GHz	Polarity	Horizontal
EUT	ACCESS POINT	Test Voltage	120V/60Hz
Test Mode	Transmit by Ant 14 2472MHz Ant 7 2476MHz		

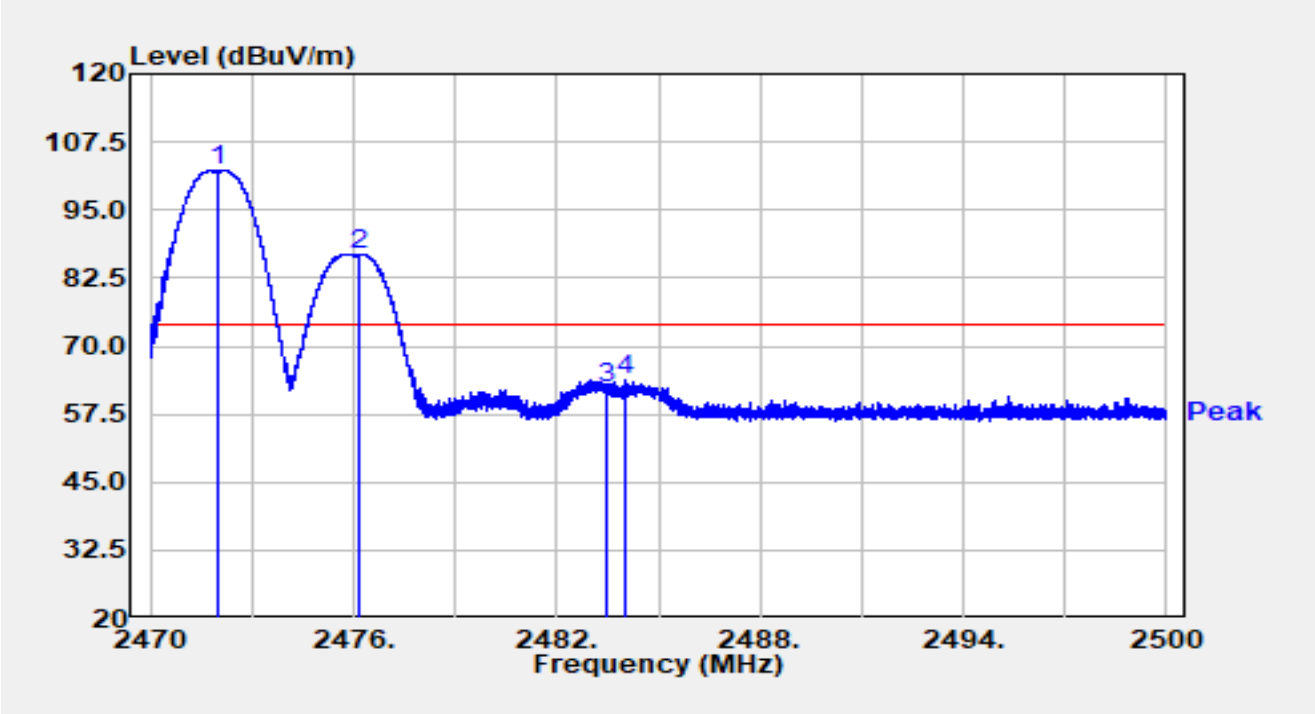

No	Mark	Frequency (MHz)	Reading (dBμV)	C.F (dB/m)	Measurement (dBμV/m)	Margin (dB)	Limit (dBμV/m)	Detector
1		2471.968	70.01	32.38	102.40	N/A	N/A	Peak
2		2476.180	54.53	32.39	86.92	N/A	N/A	Peak
3		2483.500	29.70	32.38	62.09	-11.91	74.00	Peak
4	*	2484.019	31.22	32.38	63.60	-10.40	74.00	Peak

Notes:

1. " *", means this data is the worst emission level.

2. C.F (dB/m) = Antenna Factor (dB/m) + Cable Loss (dB).

3. Measurement (dBμV/m) = Reading (dBμV) + C.F (dB/m).

Site	WZ-AC2	Test Date	2024-07-05
Test Engineer	Bob Zhang	Temp./Humidity	25.5°C/56.8%
Factor	BBHA 9120D_1457_1-18GHz	Polarity	Horizontal
EUT	ACCESS POINT	Test Voltage	120V/60Hz
Test Mode	Transmit by Ant 14 2472MHz Ant 7 2476MHz		

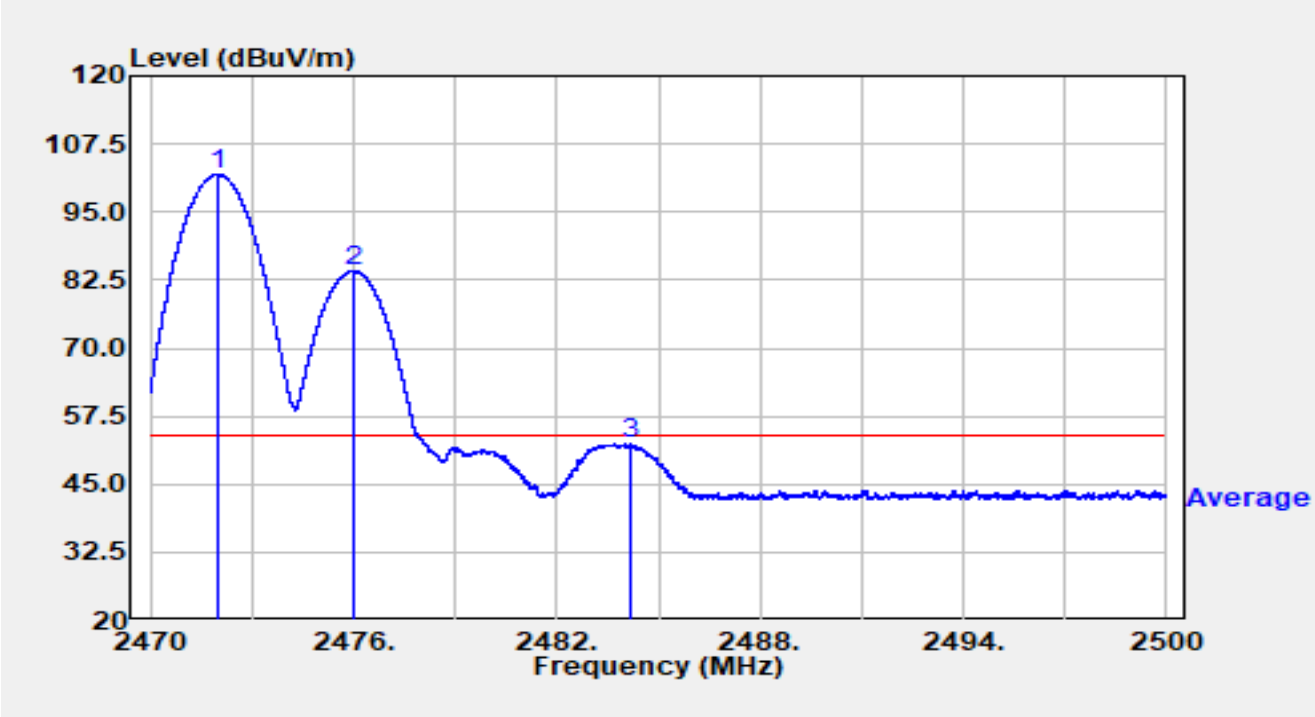

No	Mark	Frequency (MHz)	Reading (dBμV)	C.F (dB/m)	Measurement (dBμV/m)	Margin (dB)	Limit (dBμV/m)	Detector
1		2471.968	69.48	32.38	101.86	N/A	N/A	Average
2		2476.024	51.86	32.39	84.25	N/A	N/A	Average
3	*	2484.157	19.97	32.38	52.35	-1.65	54.00	Average

Notes:

1. " *", means this data is the worst emission level.

2. C.F (dB/m) = Antenna Factor (dB/m) + Cable Loss (dB).

3. Measurement (dBμV/m) = Reading (dBμV) + C.F (dB/m).

Site	WZ-AC2	Test Date	2024-07-05
Test Engineer	Bob Zhang	Temp./Humidity	25.5°C/56.8%
Factor	BBHA 9120D_1457_1-18GHz	Polarity	Vertical
EUT	ACCESS POINT	Test Voltage	120V/60Hz
Test Mode	Transmit by Ant 14 2472MHz Ant 7 2476MHz		

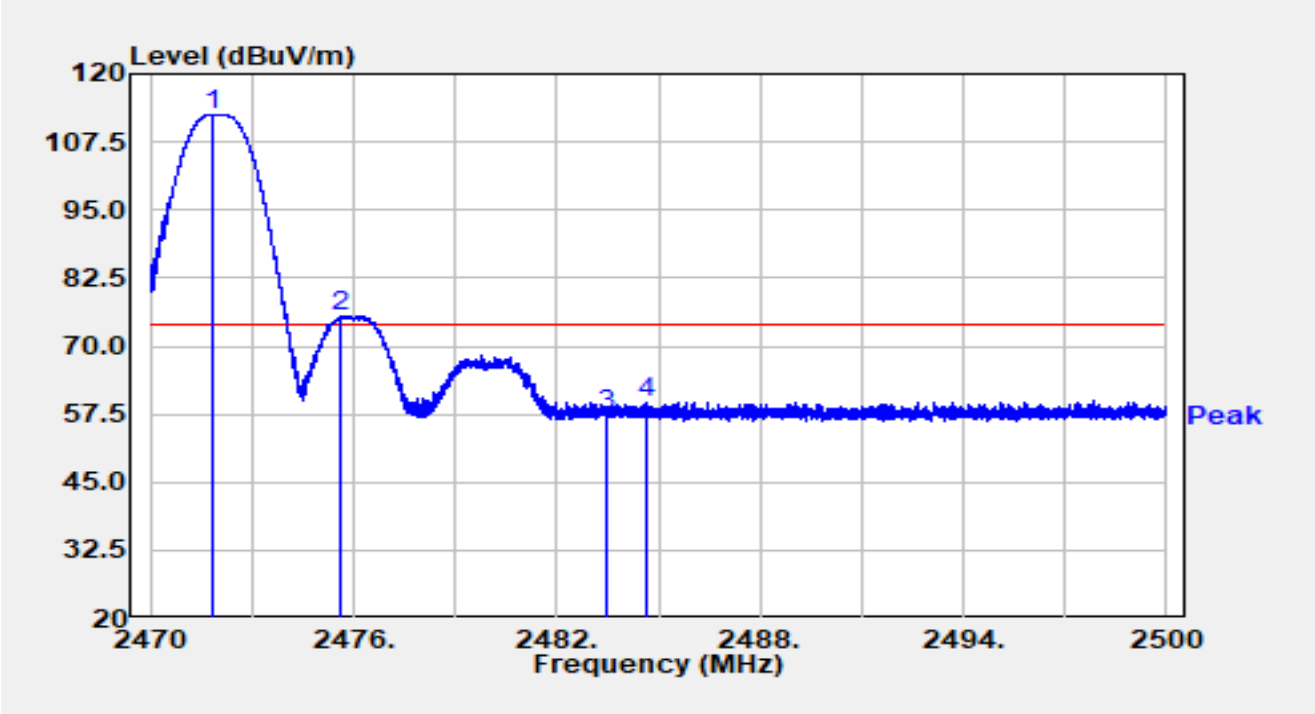

No	Mark	Frequency (MHz)	Reading (dBμV)	C.F (dB/m)	Measurement (dBμV/m)	Margin (dB)	Limit (dBμV/m)	Detector
1		2471.809	80.25	32.38	112.63	N/A	N/A	Peak
2		2475.628	43.21	32.39	75.59	N/A	N/A	Peak
3		2483.500	25.16	32.38	57.54	-16.46	74.00	Peak
4	*	2484.664	27.26	32.38	59.64	-14.36	74.00	Peak

Notes:

1. " *", means this data is the worst emission level.

2. C.F (dB/m) = Antenna Factor (dB/m) + Cable Loss (dB).

3. Measurement (dBμV/m) = Reading (dBμV) + C.F (dB/m).

Site	WZ-AC2	Test Date	2024-07-05
Test Engineer	Bob Zhang	Temp./Humidity	25.5°C/56.8%
Factor	BBHA 9120D_1457_1-18GHz	Polarity	Vertical
EUT	ACCESS POINT	Test Voltage	120V/60Hz
Test Mode	Transmit by Ant 14 2472MHz Ant 7 2476MHz		

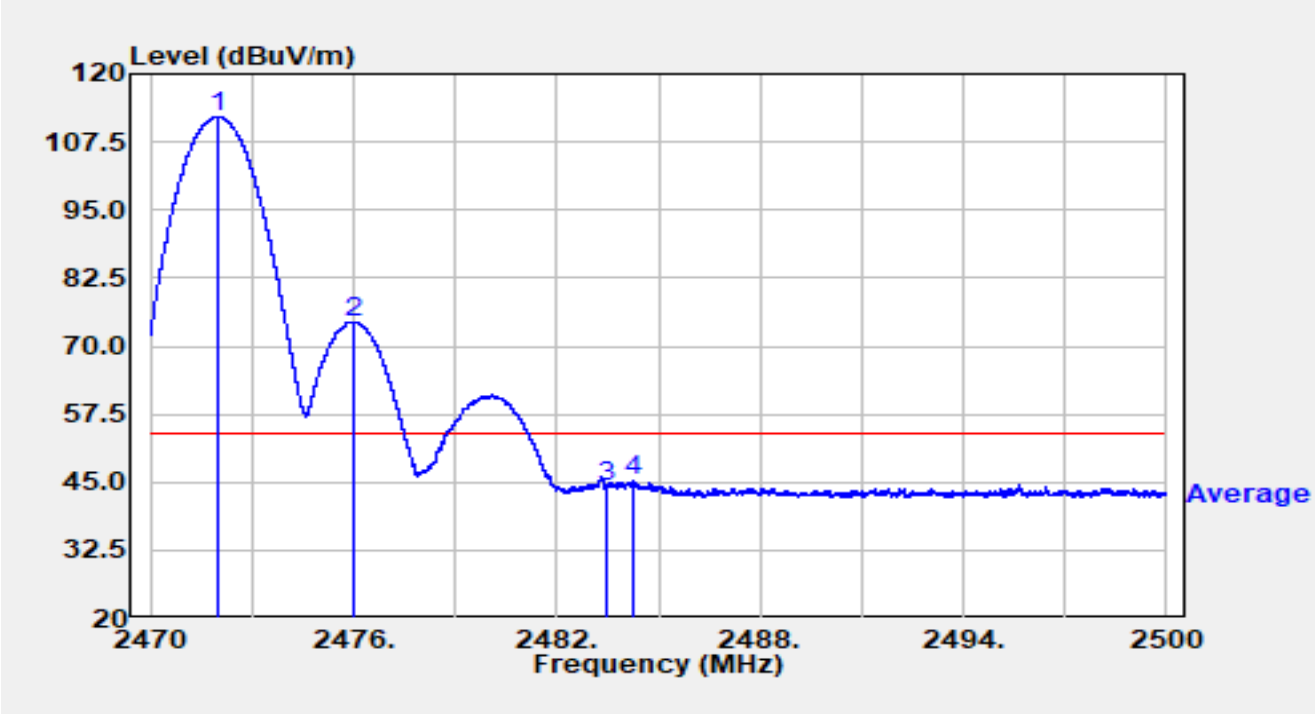

No	Mark	Frequency (MHz)	Reading (dBμV)	C.F (dB/m)	Measurement (dBμV/m)	Margin (dB)	Limit (dBμV/m)	Detector
1		2472.028	79.82	32.38	112.20	N/A	N/A	Average
2		2476.009	42.10	32.39	74.48	N/A	N/A	Average
3		2483.500	11.95	32.38	44.33	-9.67	54.00	Average
4	*	2484.283	12.88	32.38	45.27	-8.73	54.00	Average

Notes:

1. " *", means this data is the worst emission level.

2. C.F (dB/m) = Antenna Factor (dB/m) + Cable Loss (dB).

3. Measurement (dBμV/m) = Reading (dBμV) + C.F (dB/m).

Site	WZ-AC2	Test Date	2024-07-05
Test Engineer	Bob Zhang	Temp./Humidity	25.5°C/56.8%
Factor	BBHA 9120D_1457_1-18GHz	Polarity	Horizontal
EUT	ACCESS POINT	Test Voltage	120V/60Hz
Test Mode	Transmit by Ant 14 2472MHz Ant 7 2478MHz		

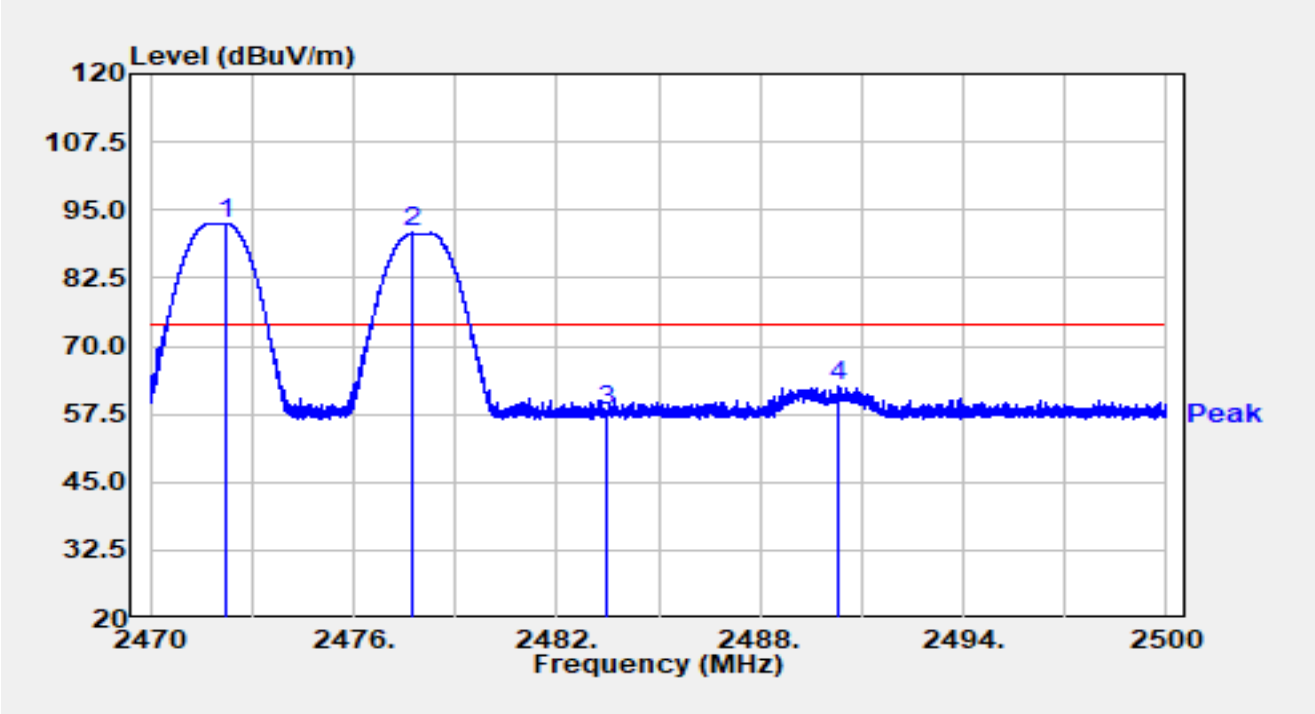

No	Mark	Frequency (MHz)	Reading (dBμV)	C.F (dB/m)	Measurement (dBμV/m)	Margin (dB)	Limit (dBμV/m)	Detector
1		2472.214	60.21	32.38	92.59	N/A	N/A	Peak
2		2477.707	58.39	32.39	90.77	N/A	N/A	Peak
3		2483.500	25.88	32.38	58.27	-15.73	74.00	Peak
4	*	2490.283	30.18	32.38	62.56	-11.44	74.00	Peak

Notes:

1. " *", means this data is the worst emission level.

2. C.F (dB/m) = Antenna Factor (dB/m) + Cable Loss (dB).

3. Measurement (dBμV/m) = Reading (dBμV) + C.F (dB/m).

Site	WZ-AC2	Test Date	2024-07-05
Test Engineer	Bob Zhang	Temp./Humidity	25.5°C/56.8%
Factor	BBHA 9120D_1457_1-18GHz	Polarity	Horizontal
EUT	ACCESS POINT	Test Voltage	120V/60Hz
Test Mode	Transmit by Ant 14 2472MHz Ant 7 2478MHz		

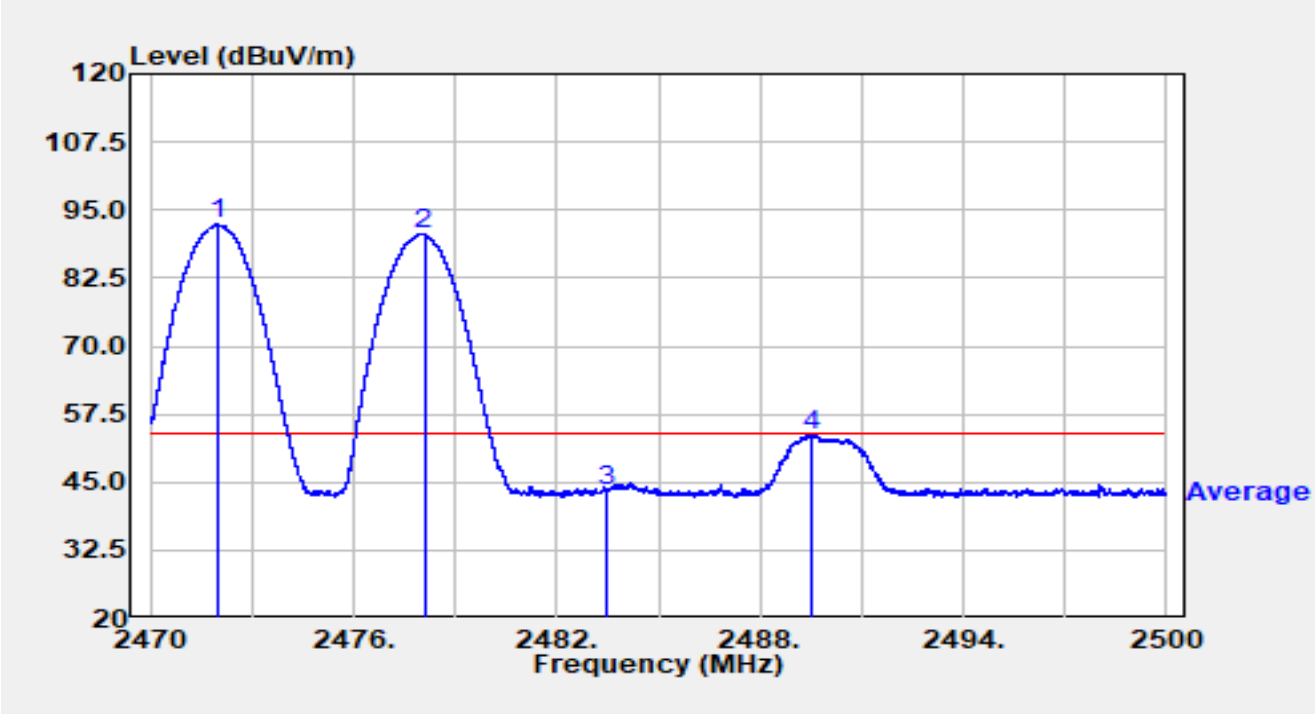

No	Mark	Frequency (MHz)	Reading (dBμV)	C.F (dB/m)	Measurement (dBμV/m)	Margin (dB)	Limit (dBμV/m)	Detector
1		2471.983	59.92	32.38	92.30	N/A	N/A	Average
2		2478.085	58.06	32.38	90.45	N/A	N/A	Average
3		2483.500	11.11	32.38	43.49	-10.51	54.00	Average
4	*	2489.533	21.22	32.38	53.60	-0.40	54.00	Average

Notes:

1. " *", means this data is the worst emission level.
2. C.F (dB/m) = Antenna Factor (dB/m) + Cable Loss (dB).
3. Measurement (dBμV/m) = Reading (dBμV) + C.F (dB/m).

Site	WZ-AC2	Test Date	2024-07-05
Test Engineer	Bob Zhang	Temp./Humidity	25.5°C/56.8%
Factor	BBHA 9120D_1457_1-18GHz	Polarity	Vertical
EUT	ACCESS POINT	Test Voltage	120V/60Hz
Test Mode	Transmit by Ant 14 2472MHz Ant 7 2478MHz		

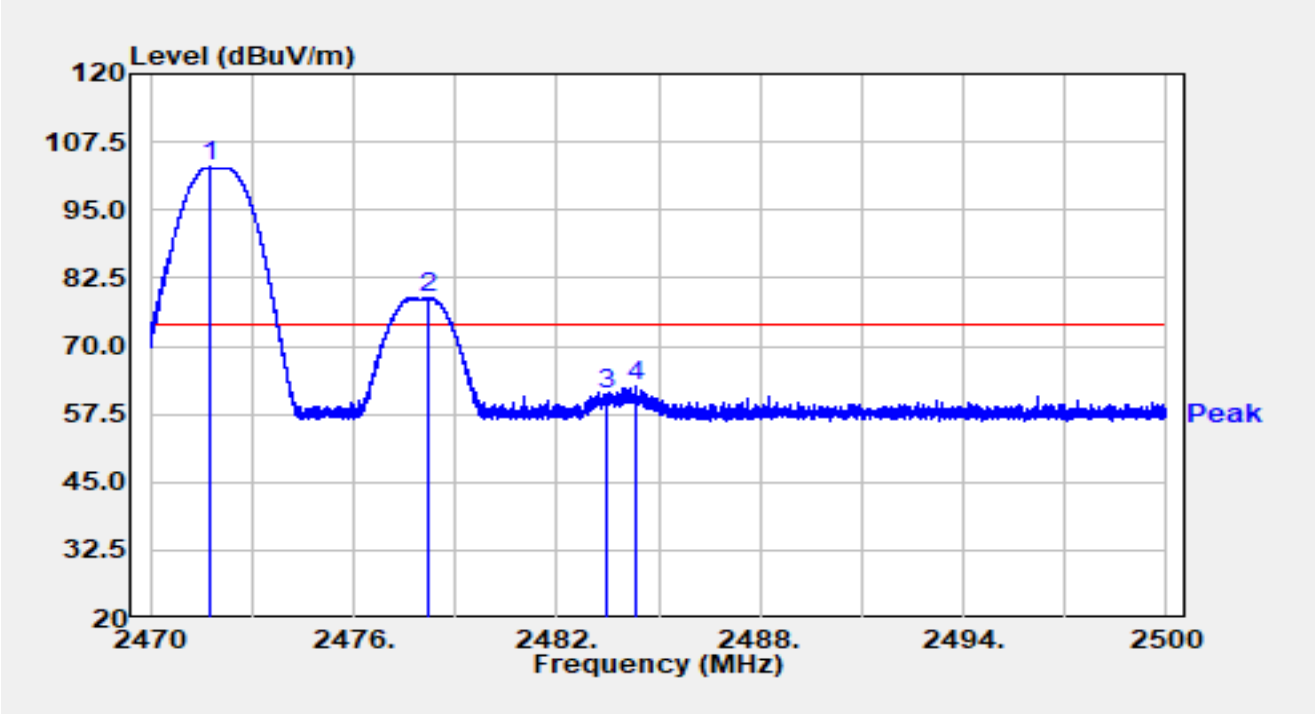

No	Mark	Frequency (MHz)	Reading (dBμV)	C.F (dB/m)	Measurement (dBμV/m)	Margin (dB)	Limit (dBμV/m)	Detector
1		2471.737	70.45	32.38	102.84	N/A	N/A	Peak
2		2478.241	46.59	32.38	78.97	N/A	N/A	Peak
3		2483.500	28.57	32.38	60.95	-13.05	74.00	Peak
4	*	2484.316	30.08	32.38	62.46	-11.54	74.00	Peak

Notes:

1. " *", means this data is the worst emission level.

2. C.F (dB/m) = Antenna Factor (dB/m) + Cable Loss (dB).

3. Measurement (dBμV/m) = Reading (dBμV) + C.F (dB/m).

Site	WZ-AC2	Test Date	2024-07-05
Test Engineer	Bob Zhang	Temp./Humidity	25.5°C/56.8%
Factor	BBHA 9120D_1457_1-18GHz	Polarity	Vertical
EUT	ACCESS POINT	Test Voltage	120V/60Hz
Test Mode	Transmit by Ant 14 2472MHz Ant 7 2478MHz		

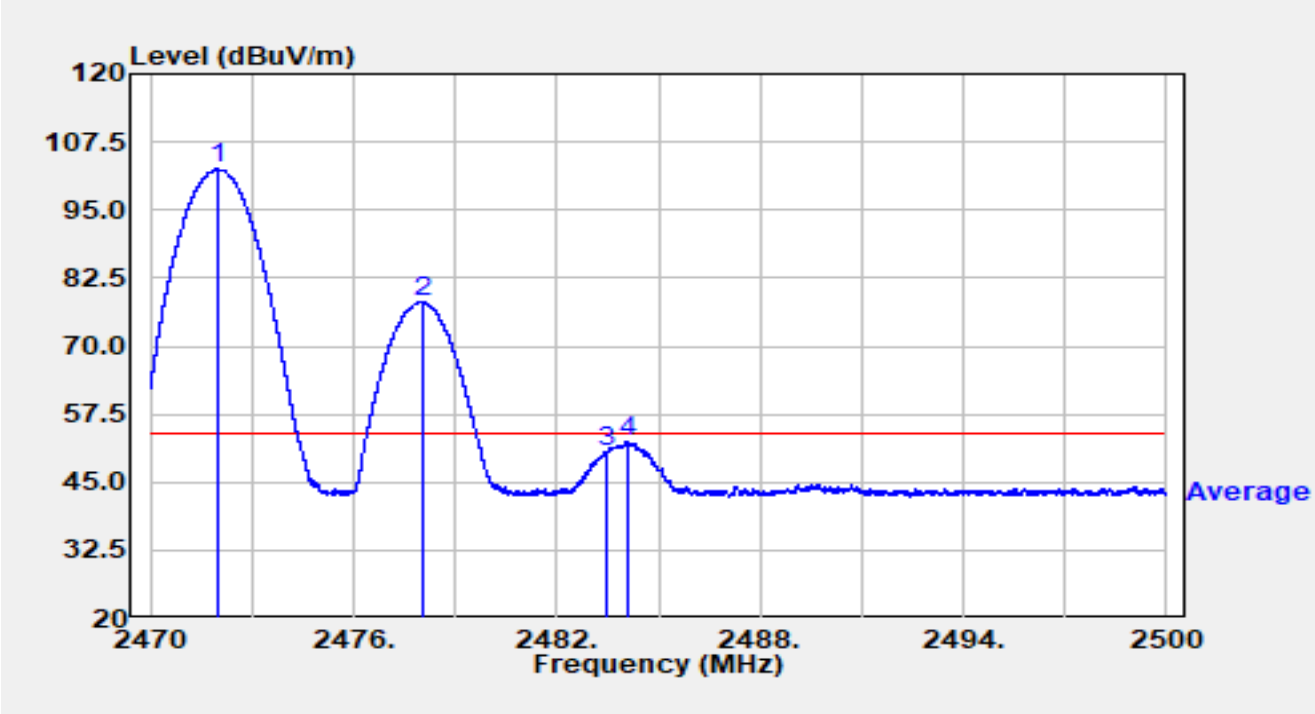

No	Mark	Frequency (MHz)	Reading (dBμV)	C.F (dB/m)	Measurement (dBμV/m)	Margin (dB)	Limit (dBμV/m)	Detector
1		2471.989	70.08	32.38	102.47	N/A	N/A	Average
2		2478.022	45.66	32.38	78.04	N/A	N/A	Average
3		2483.500	18.03	32.38	50.41	-3.59	54.00	Average
4	*	2484.076	19.90	32.38	52.28	-1.72	54.00	Average

Notes:

1. " *", means this data is the worst emission level.
2. C.F (dB/m) = Antenna Factor (dB/m) + Cable Loss (dB).
3. Measurement (dBμV/m) = Reading (dBμV) + C.F (dB/m).

Site	WZ-AC2	Test Date	2024-07-05
Test Engineer	Bob Zhang	Temp./Humidity	25.5°C/56.8%
Factor	BBHA 9120D_1457_1-18GHz	Polarity	Horizontal
EUT	ACCESS POINT	Test Voltage	120V/60Hz
Test Mode	Transmit by Ant 14 2472MHz Ant 7 2480MHz		

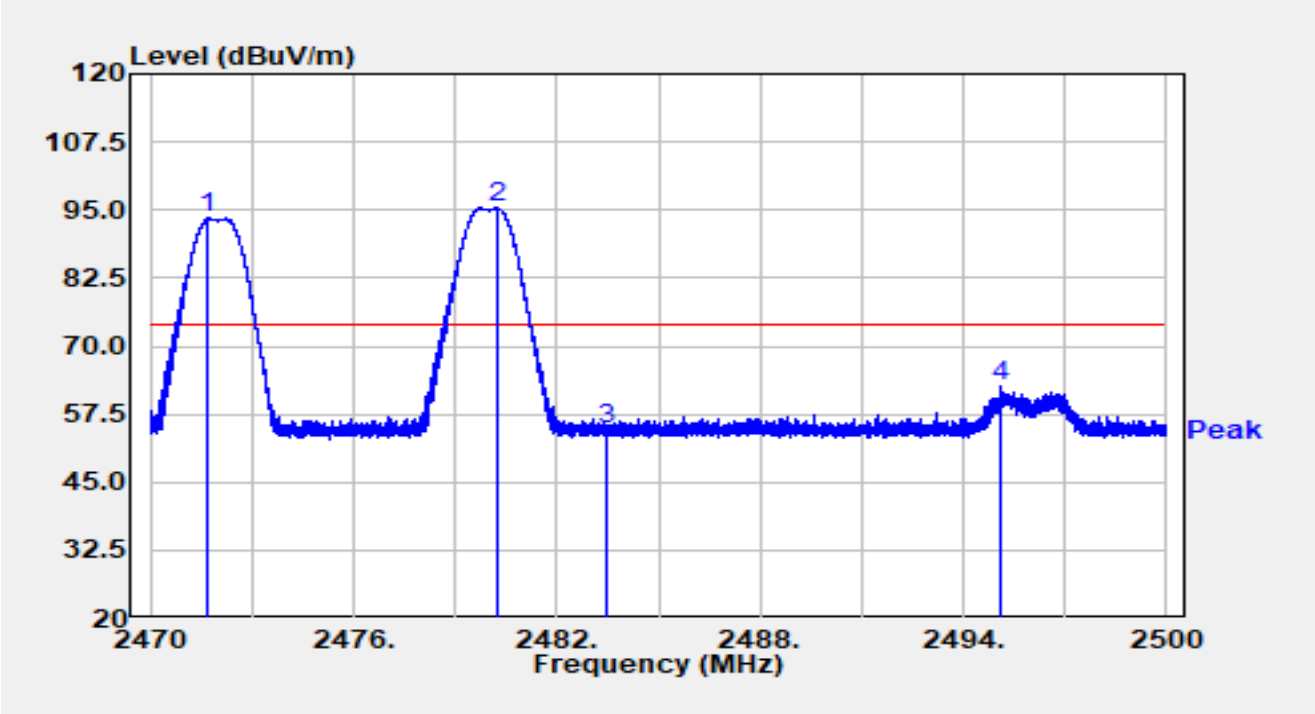

No	Mark	Frequency (MHz)	Reading (dBμV)	C.F (dB/m)	Measurement (dBμV/m)	Margin (dB)	Limit (dBμV/m)	Detector
1		2471.704	61.04	32.38	93.42	N/A	N/A	Peak
2		2480.254	62.98	32.38	95.36	N/A	N/A	Peak
3		2483.500	22.48	32.38	54.87	-19.13	74.00	Peak
4	*	2495.092	30.07	32.39	62.46	-11.54	74.00	Peak

Notes:

1. " *", means this data is the worst emission level.

2. C.F (dB/m) = Antenna Factor (dB/m) + Cable Loss (dB).

3. Measurement (dBμV/m) = Reading (dBμV) + C.F (dB/m).

Site	WZ-AC2	Test Date	2024-07-05
Test Engineer	Bob Zhang	Temp./Humidity	25.5°C/56.8%
Factor	BBHA 9120D_1457_1-18GHz	Polarity	Horizontal
EUT	ACCESS POINT	Test Voltage	120V/60Hz
Test Mode	Transmit by Ant 14 2472MHz Ant 7 2480MHz		

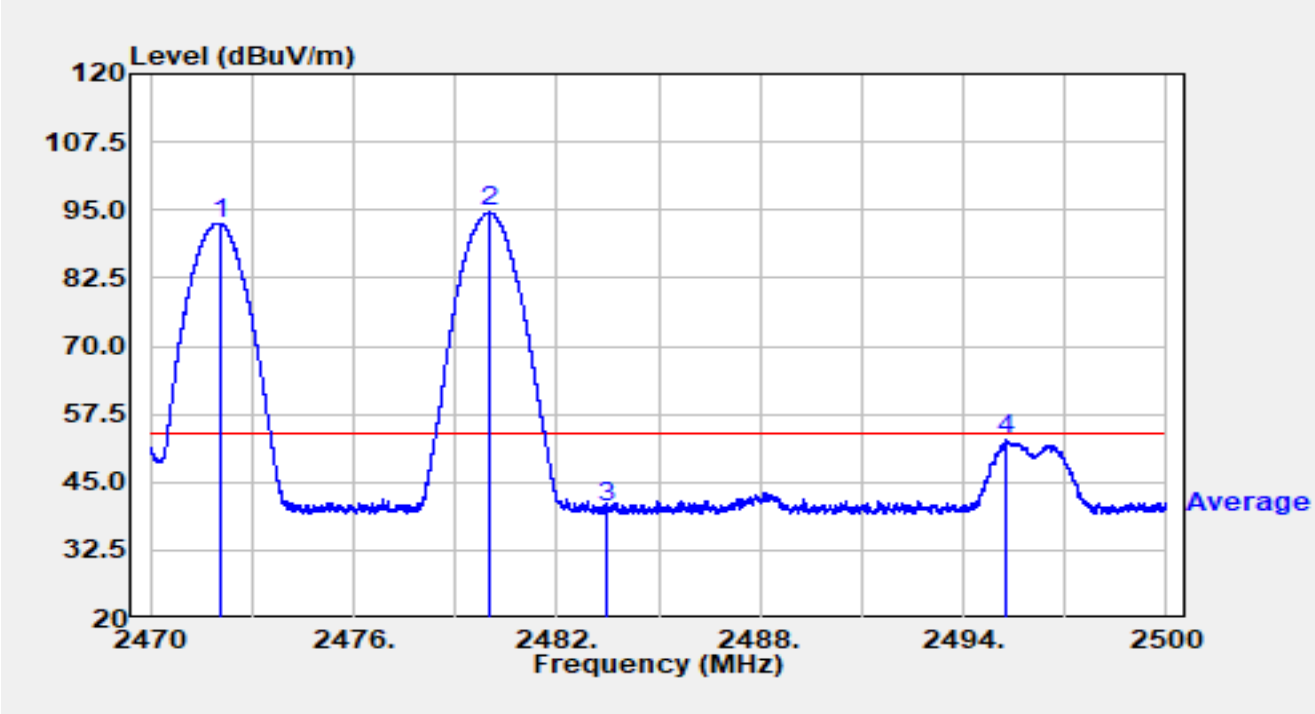

No	Mark	Frequency (MHz)	Reading (dBμV)	C.F (dB/m)	Measurement (dBμV/m)	Margin (dB)	Limit (dBμV/m)	Detector
1		2472.055	60.21	32.38	92.59	N/A	N/A	Average
2		2479.996	62.19	32.38	94.58	N/A	N/A	Average
3		2483.500	8.03	32.38	40.42	-13.58	54.00	Average
4	*	2495.263	20.50	32.39	52.89	-1.11	54.00	Average

Notes:

1. " *", means this data is the worst emission level.

2. C.F (dB/m) = Antenna Factor (dB/m) + Cable Loss (dB).

3. Measurement (dBμV/m) = Reading (dBμV) + C.F (dB/m).

Site	WZ-AC2	Test Date	2024-07-05
Test Engineer	Bob Zhang	Temp./Humidity	25.5°C/56.8%
Factor	BBHA 9120D_1457_1-18GHz	Polarity	Vertical
EUT	ACCESS POINT	Test Voltage	120V/60Hz
Test Mode	Transmit by Ant 14 2472MHz Ant 7 2480MHz		

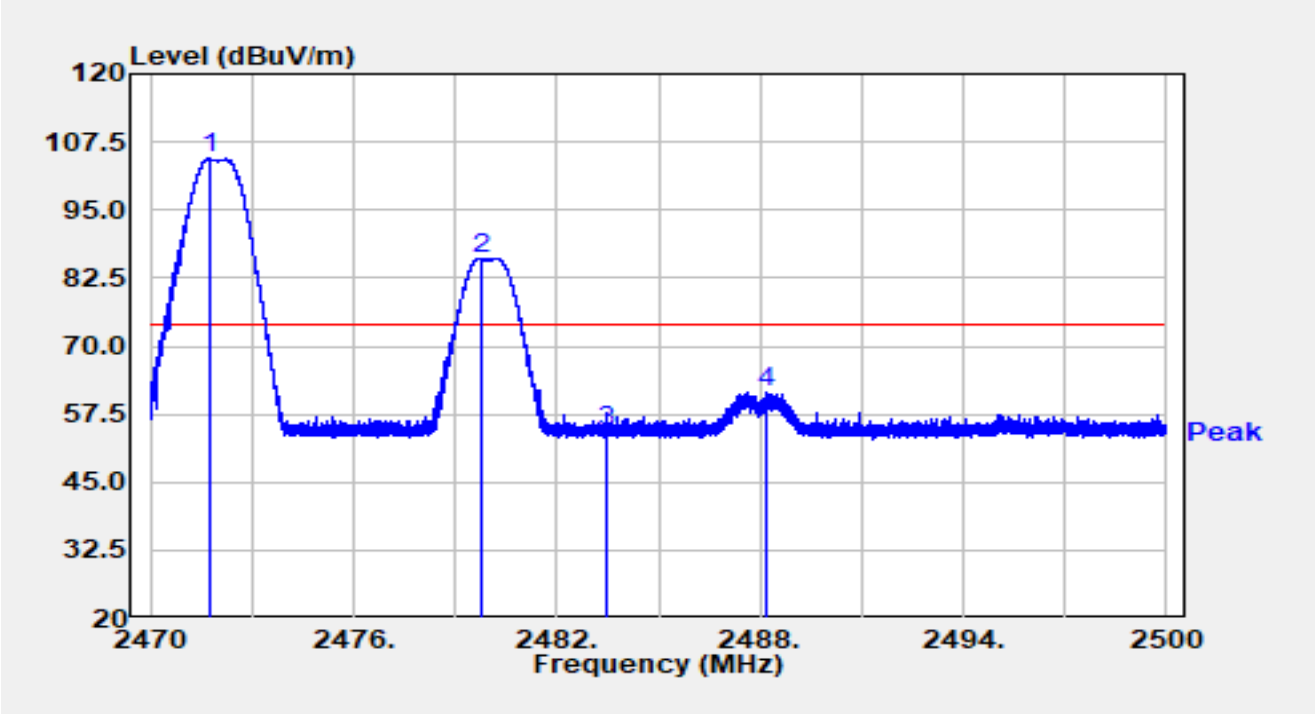

No	Mark	Frequency (MHz)	Reading (dBμV)	C.F (dB/m)	Measurement (dBμV/m)	Margin (dB)	Limit (dBμV/m)	Detector
1		2471.731	71.99	32.38	104.37	N/A	N/A	Peak
2		2479.759	53.83	32.38	86.21	N/A	N/A	Peak
3		2483.500	21.91	32.38	54.30	-19.70	74.00	Peak
4	*	2488.180	29.30	32.38	61.68	-12.32	74.00	Peak

Notes:

1. " *", means this data is the worst emission level.

2. C.F (dB/m) = Antenna Factor (dB/m) + Cable Loss (dB).

3. Measurement (dBμV/m) = Reading (dBμV) + C.F (dB/m).

Site	WZ-AC2	Test Date	2024-07-05
Test Engineer	Bob Zhang	Temp./Humidity	25.5°C/56.8%
Factor	BBHA 9120D_1457_1-18GHz	Polarity	Vertical
EUT	ACCESS POINT	Test Voltage	120V/60Hz
Test Mode	Transmit by Ant 14 2472MHz Ant 7 2480MHz		

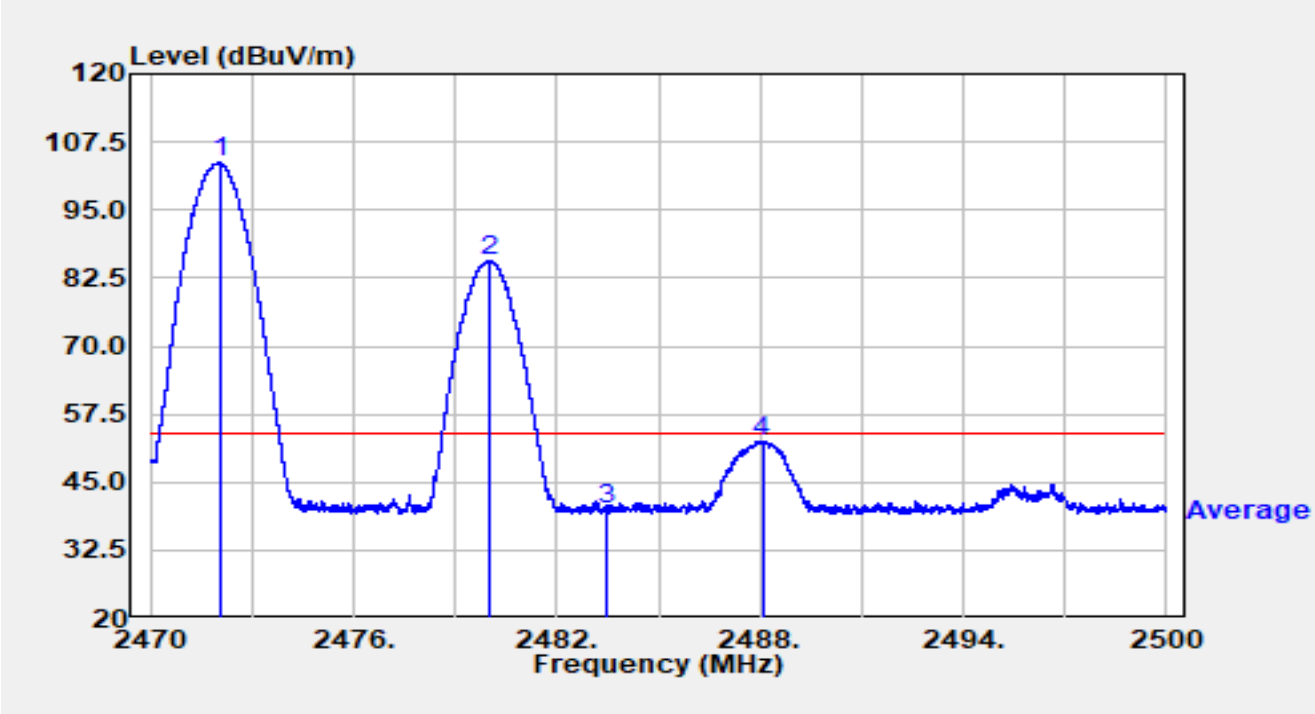

No	Mark	Frequency (MHz)	Reading (dBμV)	C.F (dB/m)	Measurement (dBμV/m)	Margin (dB)	Limit (dBμV/m)	Detector
1	*	2472.043	71.27	32.38	103.65	49.65	54.00	Average
2		2479.996	53.24	32.38	85.62	31.62	54.00	Average
3		2483.500	7.70	32.38	40.09	-13.91	54.00	Average
4		2488.066	20.22	32.38	52.60	-1.40	54.00	Average

Notes:

1. " *", means this data is the worst emission level.

2. C.F (dB/m) = Antenna Factor (dB/m) + Cable Loss (dB).

3. Measurement (dBμV/m) = Reading (dBμV) + C.F (dB/m).

Site	WZ-AC2	Test Date	2024-07-05
Test Engineer	Bob Zhang	Temp./Humidity	25.5°C/56.8%
Factor	BBHA 9120D_1457_1-18GHz	Polarity	Horizontal
EUT	ACCESS POINT	Test Voltage	120V/60Hz
Test Mode	Transmit by Ant 14 2472MHz Ant 7 2468MHz		

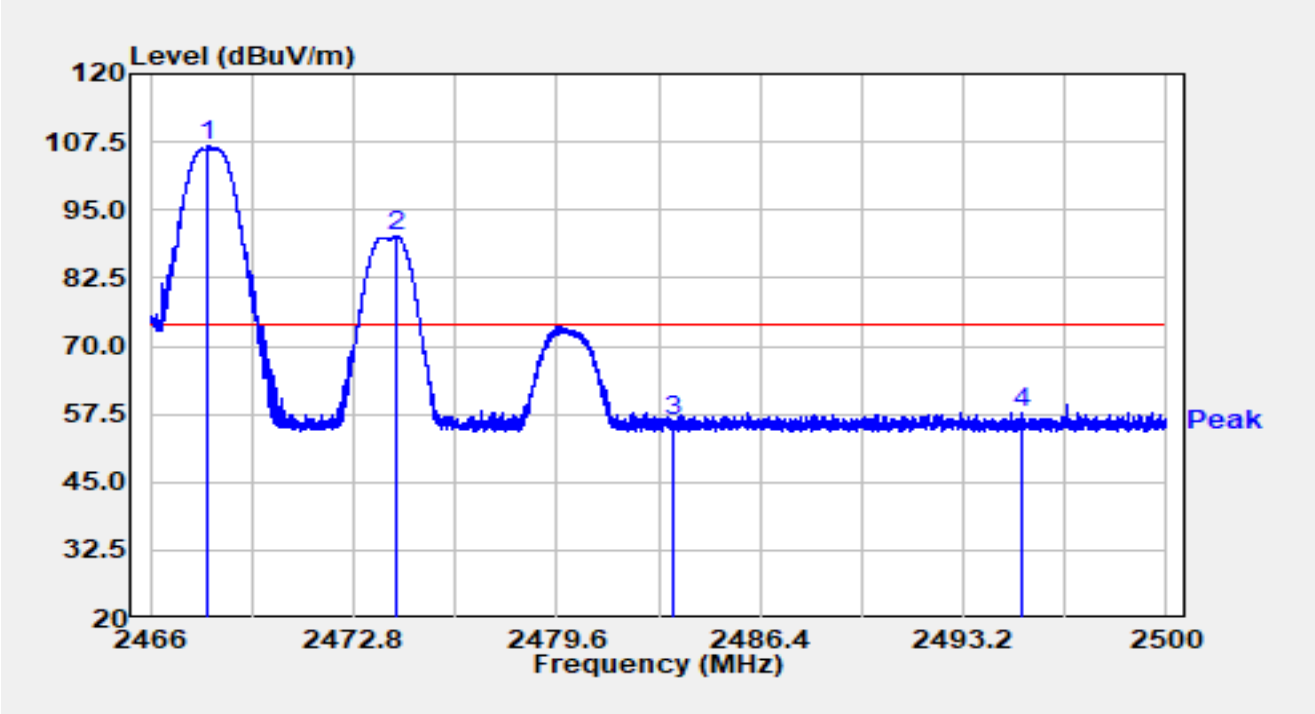

No	Mark	Frequency (MHz)	Reading (dBμV)	C.F (dB/m)	Measurement (dBμV/m)	Margin (dB)	Limit (dBμV/m)	Detector
1		2467.938	74.29	32.37	106.67	N/A	N/A	Peak
2		2474.228	57.75	32.39	90.13	N/A	N/A	Peak
3		2483.500	23.90	32.38	56.28	-17.72	74.00	Peak
4	*	2495.155	25.34	32.39	57.73	-16.27	74.00	Peak

Notes:

1. " *", means this data is the worst emission level.

2. C.F (dB/m) = Antenna Factor (dB/m) + Cable Loss (dB).

3. Measurement (dBμV/m) = Reading (dBμV) + C.F (dB/m).

Site	WZ-AC2	Test Date	2024-07-05
Test Engineer	Bob Zhang	Temp./Humidity	25.5°C/56.8%
Factor	BBHA 9120D_1457_1-18GHz	Polarity	Horizontal
EUT	ACCESS POINT	Test Voltage	120V/60Hz
Test Mode	Transmit by Ant 14 2472MHz Ant 7 2468MHz		

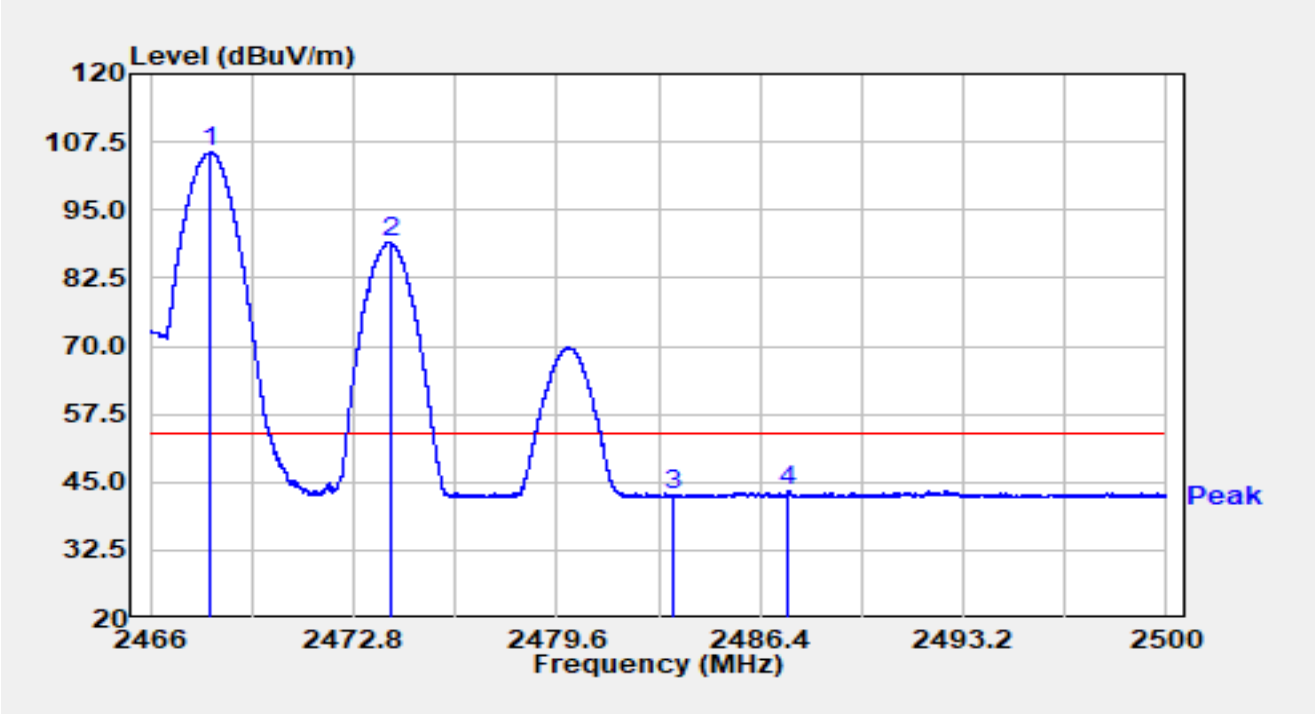

No	Mark	Frequency (MHz)	Reading (dBμV)	C.F (dB/m)	Measurement (dBμV/m)	Margin (dB)	Limit (dBμV/m)	Detector
1		2468.003	73.12	32.37	105.49	N/A	N/A	Average
2		2474.021	56.84	32.39	89.23	N/A	N/A	Average
3		2483.500	10.32	32.38	42.70	-11.30	54.00	Average
4	*	2487.352	10.92	32.38	43.30	-10.70	54.00	Average

Notes:

1. " *", means this data is the worst emission level.
2. C.F (dB/m) = Antenna Factor (dB/m) + Cable Loss (dB).
3. Measurement (dBμV/m) = Reading (dBμV) + C.F (dB/m).

Site	WZ-AC2	Test Date	2024-07-05
Test Engineer	Bob Zhang	Temp./Humidity	25.5°C/56.8%
Factor	BBHA 9120D_1457_1-18GHz	Polarity	Vertical
EUT	ACCESS POINT	Test Voltage	120V/60Hz
Test Mode	Transmit by Ant 14 2472MHz Ant 7 2468MHz		

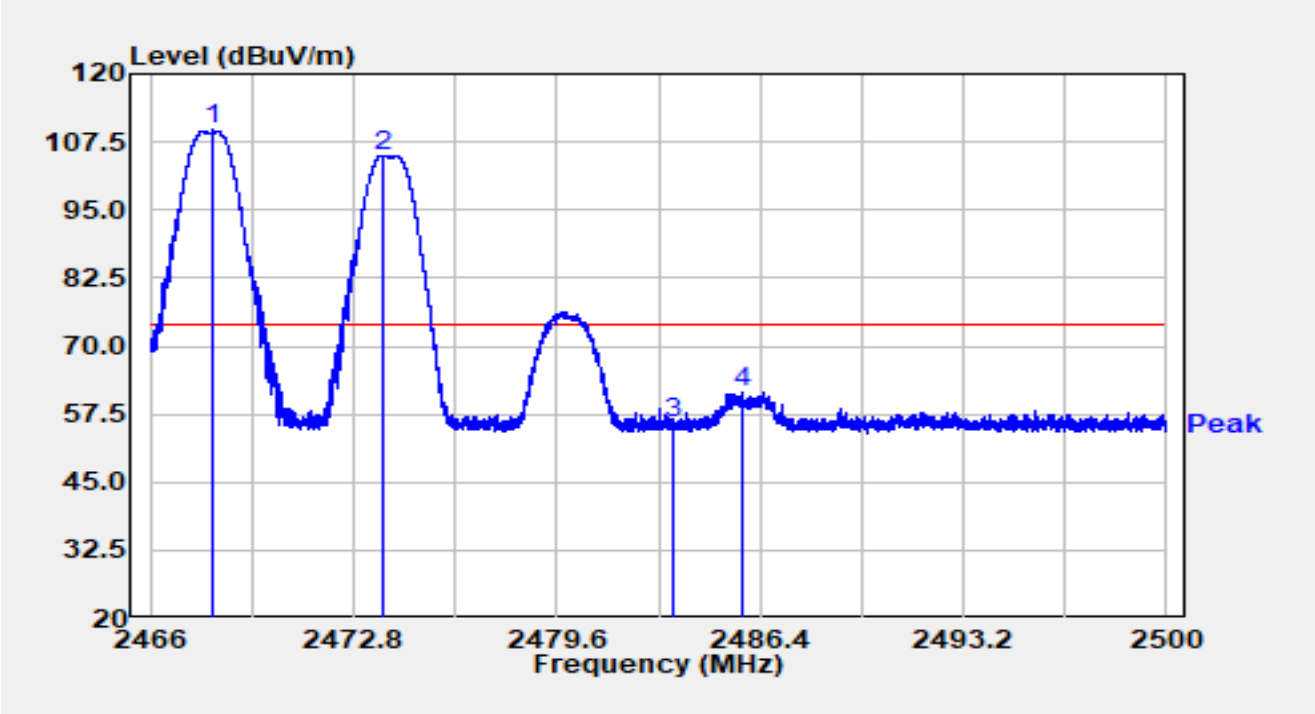

No	Mark	Frequency (MHz)	Reading (dBμV)	C.F (dB/m)	Measurement (dBμV/m)	Margin (dB)	Limit (dBμV/m)	Detector
1		2468.084	77.29	32.37	109.66	N/A	N/A	Peak
2		2473.755	72.64	32.39	105.02	N/A	N/A	Peak
3		2483.500	23.51	32.38	55.89	-18.11	74.00	Peak
4	*	2485.798	29.26	32.38	61.64	-12.36	74.00	Peak

Notes:

1. " *", means this data is the worst emission level.

2. C.F (dB/m) = Antenna Factor (dB/m) + Cable Loss (dB).

3. Measurement (dBμV/m) = Reading (dBμV) + C.F (dB/m).

Site	WZ-AC2	Test Date	2024-07-05
Test Engineer	Bob Zhang	Temp./Humidity	25.5°C/56.8%
Factor	BBHA 9120D_1457_1-18GHz	Polarity	Horizontal
EUT	ACCESS POINT	Test Voltage	120V/60Hz
Test Mode	Transmit by Ant 14 2474MHz Ant 7 2468MHz		

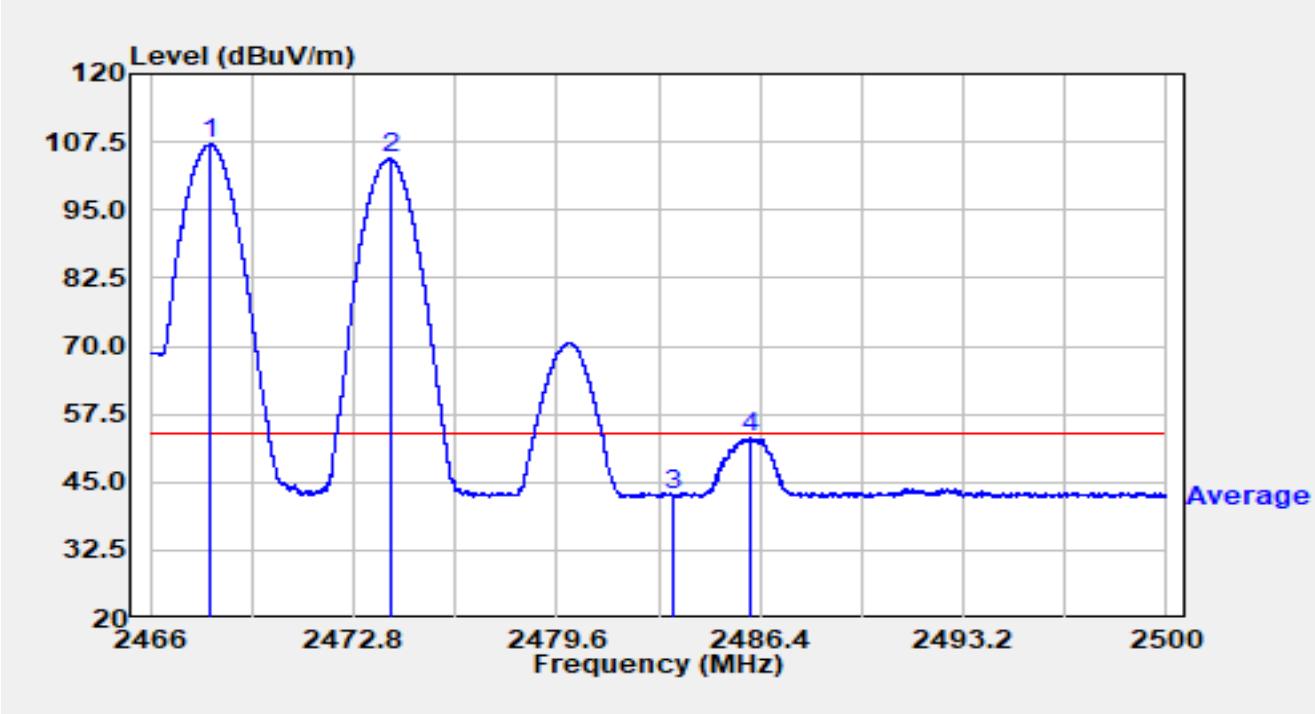

No	Mark	Frequency (MHz)	Reading (dBμV)	C.F (dB/m)	Measurement (dBμV/m)	Margin (dB)	Limit (dBμV/m)	Detector
1		2468.033	74.70	32.37	107.07	N/A	N/A	Average
2		2474.024	71.97	32.39	104.35	N/A	N/A	Average
3		2483.500	10.11	32.38	42.49	-11.51	54.00	Average
4	*	2486.111	20.77	32.38	53.15	-0.85	54.00	Average

Notes:

1. " *", means this data is the worst emission level.

2. C.F (dB/m) = Antenna Factor (dB/m) + Cable Loss (dB).

3. Measurement (dBμV/m) = Reading (dBμV) + C.F (dB/m).

Site	WZ-AC2	Test Date	2024-07-05
Test Engineer	Bob Zhang	Temp./Humidity	25.5°C/56.8%
Factor	BBHA 9120D_1457_1-18GHz	Polarity	Horizontal
EUT	ACCESS POINT	Test Voltage	120V/60Hz
Test Mode	Transmit by Ant 14 2474MHz Ant 7 2476MHz		

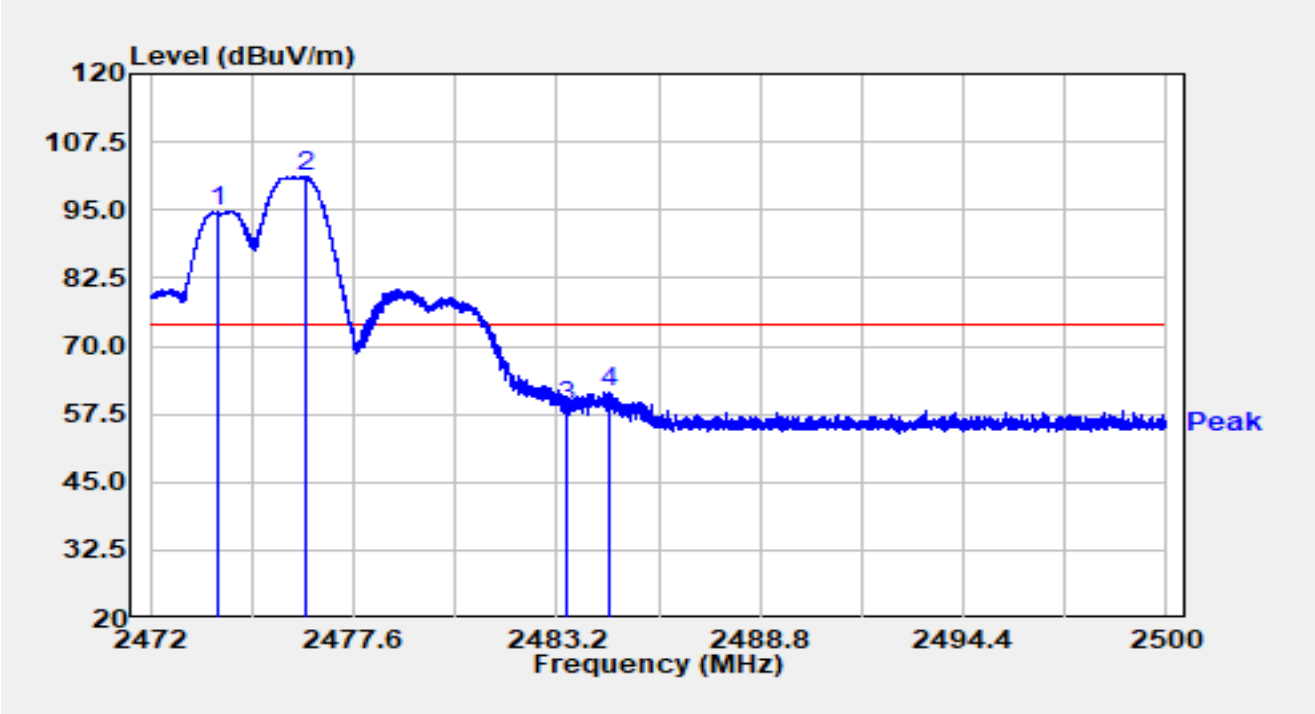

No	Mark	Frequency (MHz)	Reading (dBμV)	C.F (dB/m)	Measurement (dBμV/m)	Margin (dB)	Limit (dBμV/m)	Detector
1		2473.873	62.18	32.39	94.56	N/A	N/A	Peak
2		2476.253	68.63	32.39	101.02	N/A	N/A	Peak
3		2483.500	26.53	32.38	58.91	-15.09	74.00	Peak
4	*	2484.676	29.28	32.38	61.67	-12.33	74.00	Peak

Notes:

1. " *", means this data is the worst emission level.
2. C.F (dB/m) = Antenna Factor (dB/m) + Cable Loss (dB).
3. Measurement (dBμV/m) = Reading (dBμV) + C.F (dB/m).

Site	WZ-AC2	Test Date	2024-07-05
Test Engineer	Bob Zhang	Temp./Humidity	25.5°C/56.8%
Factor	BBHA 9120D_1457_1-18GHz	Polarity	Horizontal
EUT	ACCESS POINT	Test Voltage	120V/60Hz
Test Mode	Transmit by Ant 14 2474MHz Ant 7 2476MHz		

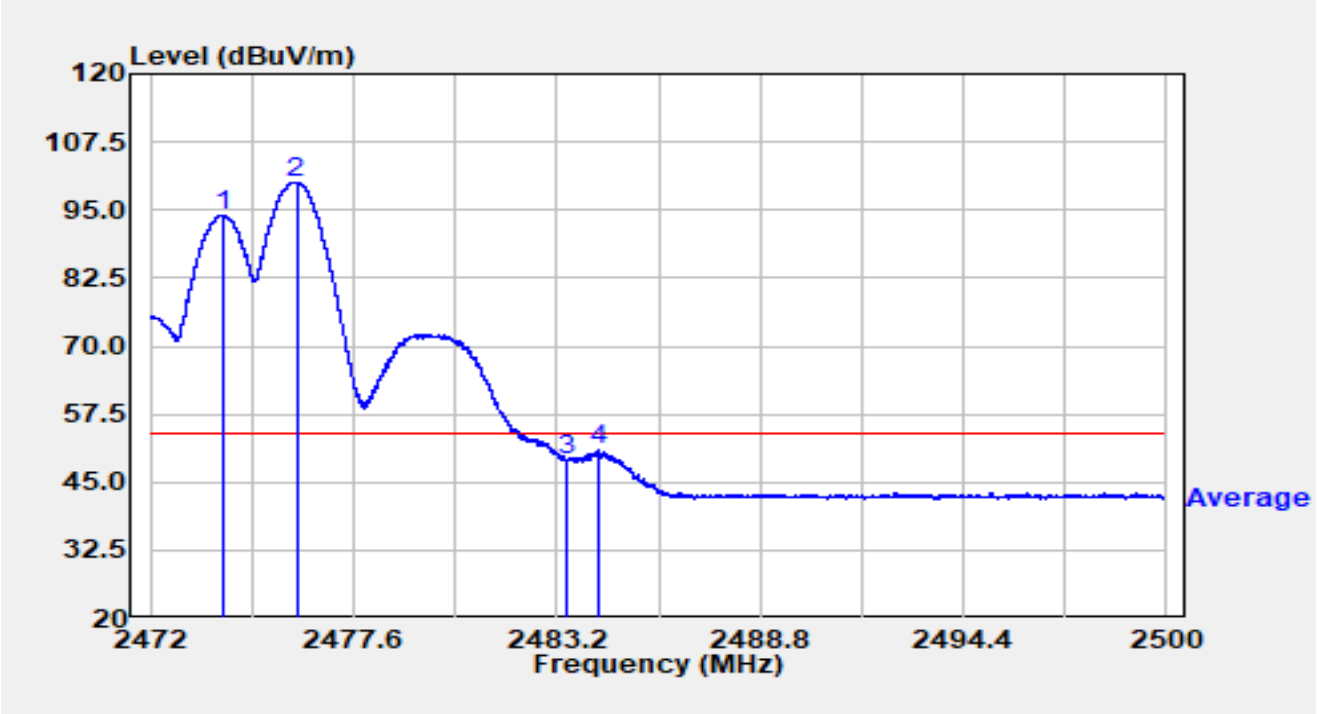

No	Mark	Frequency (MHz)	Reading (dBμV)	C.F (dB/m)	Measurement (dBμV/m)	Margin (dB)	Limit (dBμV/m)	Detector
1		2473.977	61.74	32.39	94.13	N/A	N/A	Average
2		2476.026	67.80	32.39	100.18	N/A	N/A	Average
3		2483.500	16.56	32.38	48.94	-5.06	54.00	Average
4	*	2484.356	18.43	32.38	50.81	-3.19	54.00	Average

Notes:

1. " *", means this data is the worst emission level.

2. C.F (dB/m) = Antenna Factor (dB/m) + Cable Loss (dB).

3. Measurement (dBμV/m) = Reading (dBμV) + C.F (dB/m).

Site	WZ-AC2	Test Date	2024-07-05
Test Engineer	Bob Zhang	Temp./Humidity	25.5°C/56.8%
Factor	BBHA 9120D_1457_1-18GHz	Polarity	Vertical
EUT	ACCESS POINT	Test Voltage	120V/60Hz
Test Mode	Transmit by Ant 14 2474MHz Ant 7 2476MHz		

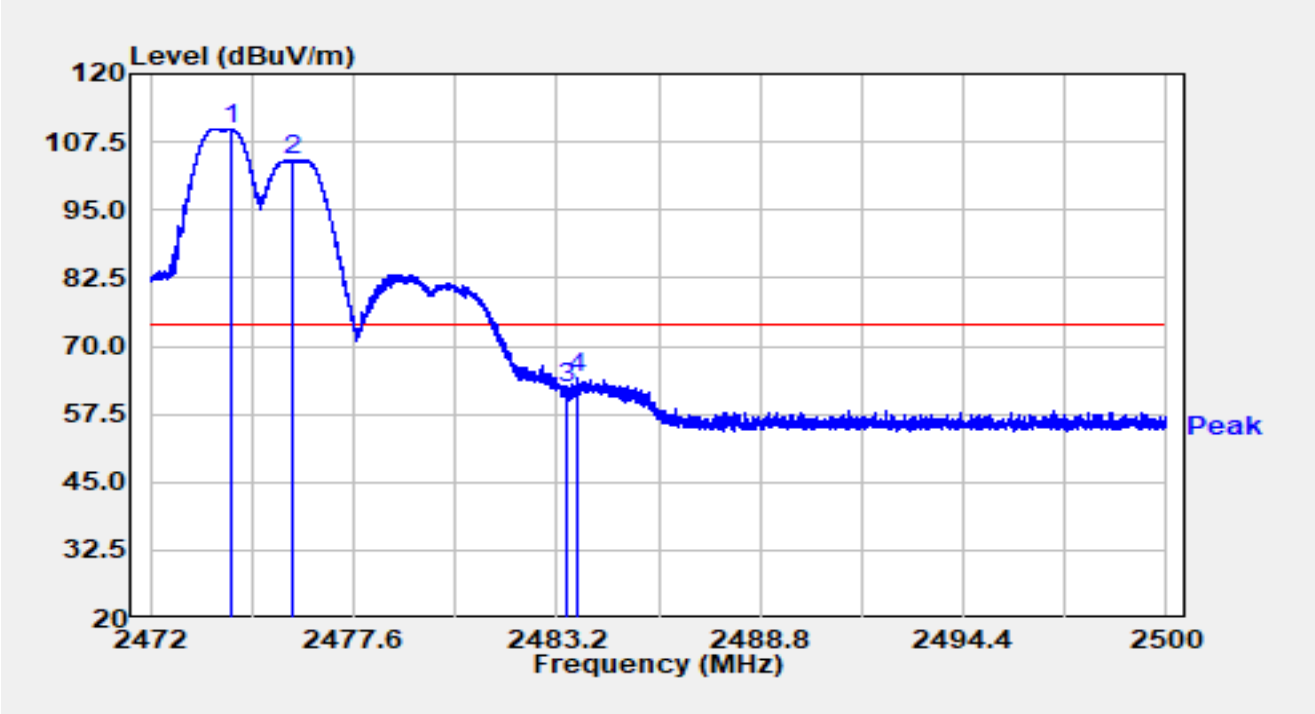

No	Mark	Frequency (MHz)	Reading (dBμV)	C.F (dB/m)	Measurement (dBμV/m)	Margin (dB)	Limit (dBμV/m)	Detector
1		2474.254	77.52	32.39	109.91	N/A	N/A	Peak
2		2475.945	71.70	32.39	104.09	N/A	N/A	Peak
3		2483.500	29.88	32.38	62.26	-11.74	74.00	Peak
4	*	2483.780	31.78	32.38	64.16	-9.84	74.00	Peak

Notes:

1. " *", means this data is the worst emission level.
2. C.F (dB/m) = Antenna Factor (dB/m) + Cable Loss (dB).
3. Measurement (dBμV/m) = Reading (dBμV) + C.F (dB/m).

Site	WZ-AC2	Test Date	2024-07-05
Test Engineer	Bob Zhang	Temp./Humidity	25.5°C/56.8%
Factor	BBHA 9120D_1457_1-18GHz	Polarity	Vertical
EUT	ACCESS POINT	Test Voltage	120V/60Hz
Test Mode	Transmit by Ant 14 2474MHz Ant 7 2476MHz		

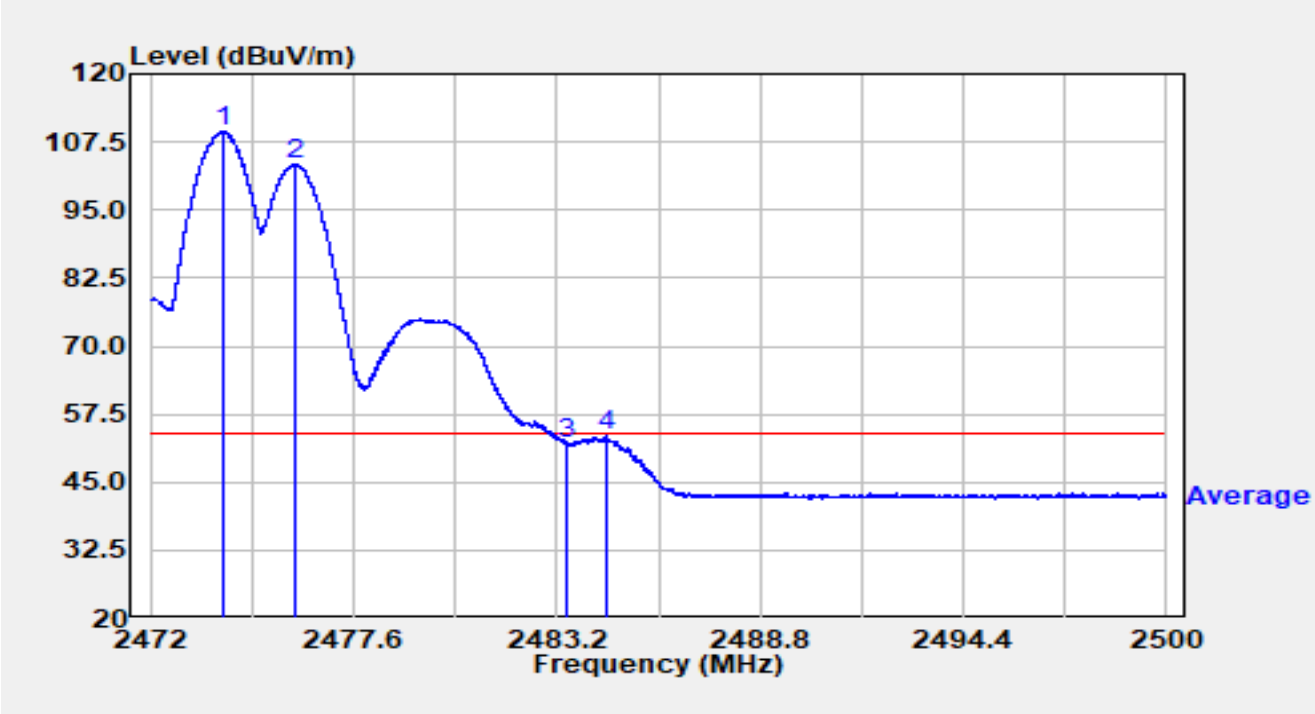

No	Mark	Frequency (MHz)	Reading (dBμV)	C.F (dB/m)	Measurement (dBμV/m)	Margin (dB)	Limit (dBμV/m)	Detector
1		2474.002	76.94	32.39	109.33	N/A	N/A	Average
2		2475.973	70.91	32.39	103.30	N/A	N/A	Average
3		2483.500	19.54	32.38	51.93	-2.07	54.00	Average
4	*	2484.580	21.11	32.38	53.49	-0.51	54.00	Average

Notes:

1. " *", means this data is the worst emission level.
2. C.F (dB/m) = Antenna Factor (dB/m) + Cable Loss (dB).
3. Measurement (dBμV/m) = Reading (dBμV) + C.F (dB/m).

Site	WZ-AC2	Test Date	2024-07-05
Test Engineer	Bob Zhang	Temp./Humidity	25.5°C/56.8%
Factor	BBHA 9120D_1457_1-18GHz	Polarity	Horizontal
EUT	ACCESS POINT	Test Voltage	120V/60Hz
Test Mode	Transmit by Ant 14 2474MHz Ant 7 2478MHz		

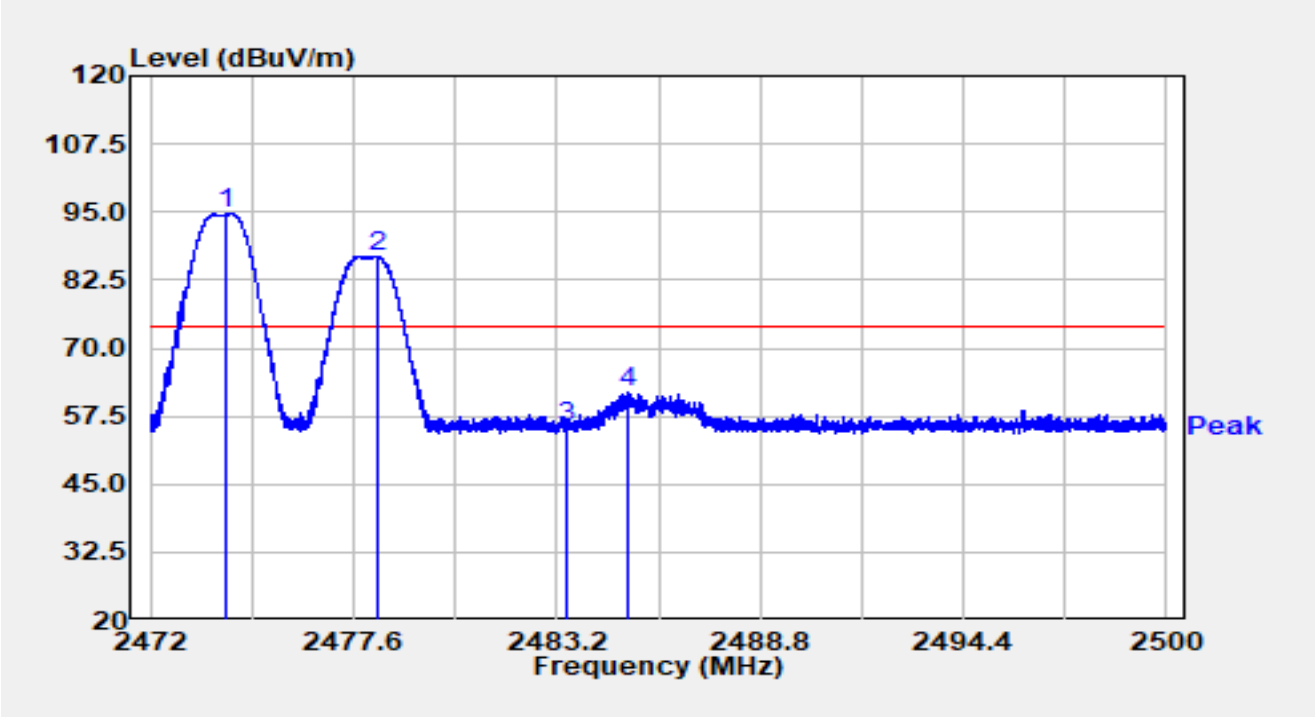

No	Mark	Frequency (MHz)	Reading (dBμV)	C.F (dB/m)	Measurement (dBμV/m)	Margin (dB)	Limit (dBμV/m)	Detector
1		2474.052	62.38	32.39	94.76	N/A	N/A	Peak
2		2478.272	54.45	32.38	86.84	N/A	N/A	Peak
3		2483.500	23.15	32.38	55.54	-18.46	74.00	Peak
4	*	2485.154	29.49	32.38	61.87	-12.13	74.00	Peak

Notes:

1. " *", means this data is the worst emission level.

2. C.F (dB/m) = Antenna Factor (dB/m) + Cable Loss (dB).

3. Measurement (dBμV/m) = Reading (dBμV) + C.F (dB/m).

Site	WZ-AC2	Test Date	2024-07-05
Test Engineer	Bob Zhang	Temp./Humidity	25.5°C/56.8%
Factor	BBHA 9120D_1457_1-18GHz	Polarity	Horizontal
EUT	ACCESS POINT	Test Voltage	120V/60Hz
Test Mode	Transmit by Ant 14 2474MHz Ant 7 2478MHz		

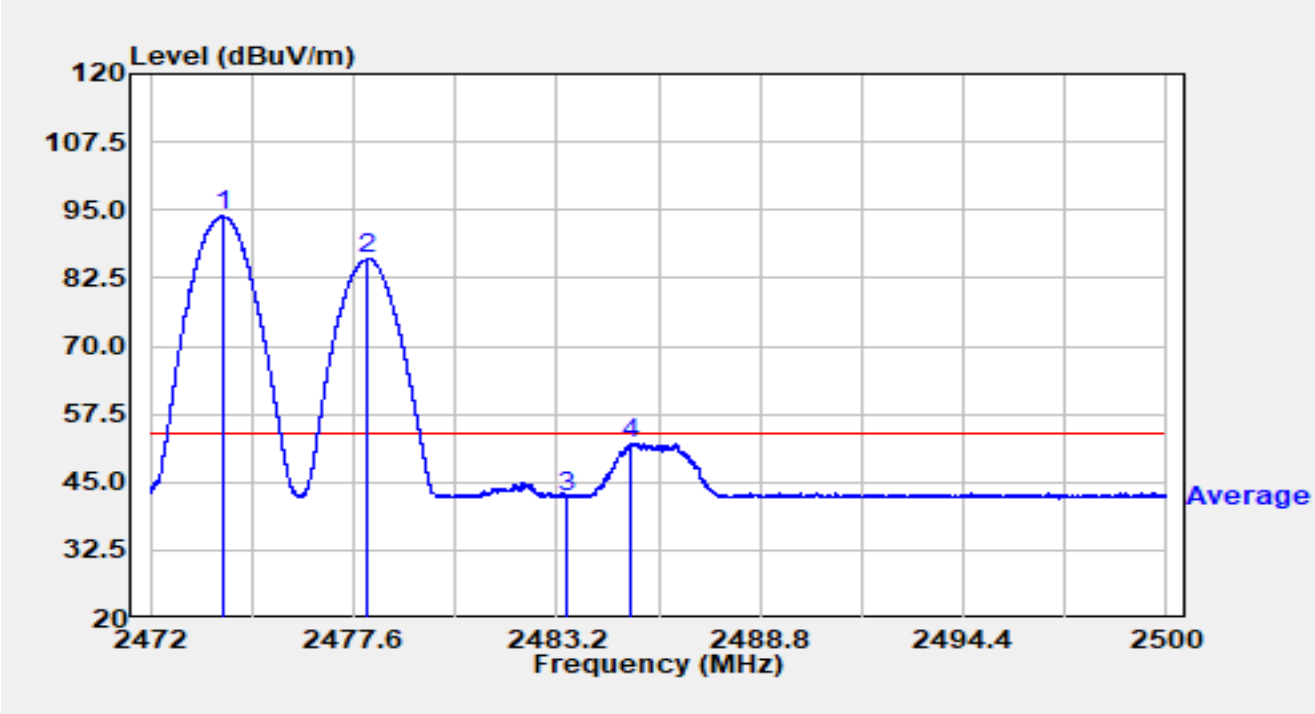

No	Mark	Frequency (MHz)	Reading (dBμV)	C.F (dB/m)	Measurement (dBμV/m)	Margin (dB)	Limit (dBμV/m)	Detector
1		2474.030	61.44	32.39	93.82	N/A	N/A	Average
2		2478.003	53.57	32.38	85.95	N/A	N/A	Average
3		2483.500	9.87	32.38	42.25	-11.75	54.00	Average
4	*	2485.258	19.77	32.38	52.15	-1.85	54.00	Average

Notes:

1. " *", means this data is the worst emission level.
2. C.F (dB/m) = Antenna Factor (dB/m) + Cable Loss (dB).
3. Measurement (dBμV/m) = Reading (dBμV) + C.F (dB/m).

Site	WZ-AC2	Test Date	2024-07-05
Test Engineer	Bob Zhang	Temp./Humidity	25.5°C/56.8%
Factor	BBHA 9120D_1457_1-18GHz	Polarity	Vertical
EUT	ACCESS POINT	Test Voltage	120V/60Hz
Test Mode	Transmit by Ant 14 2474MHz Ant 7 2478MHz		

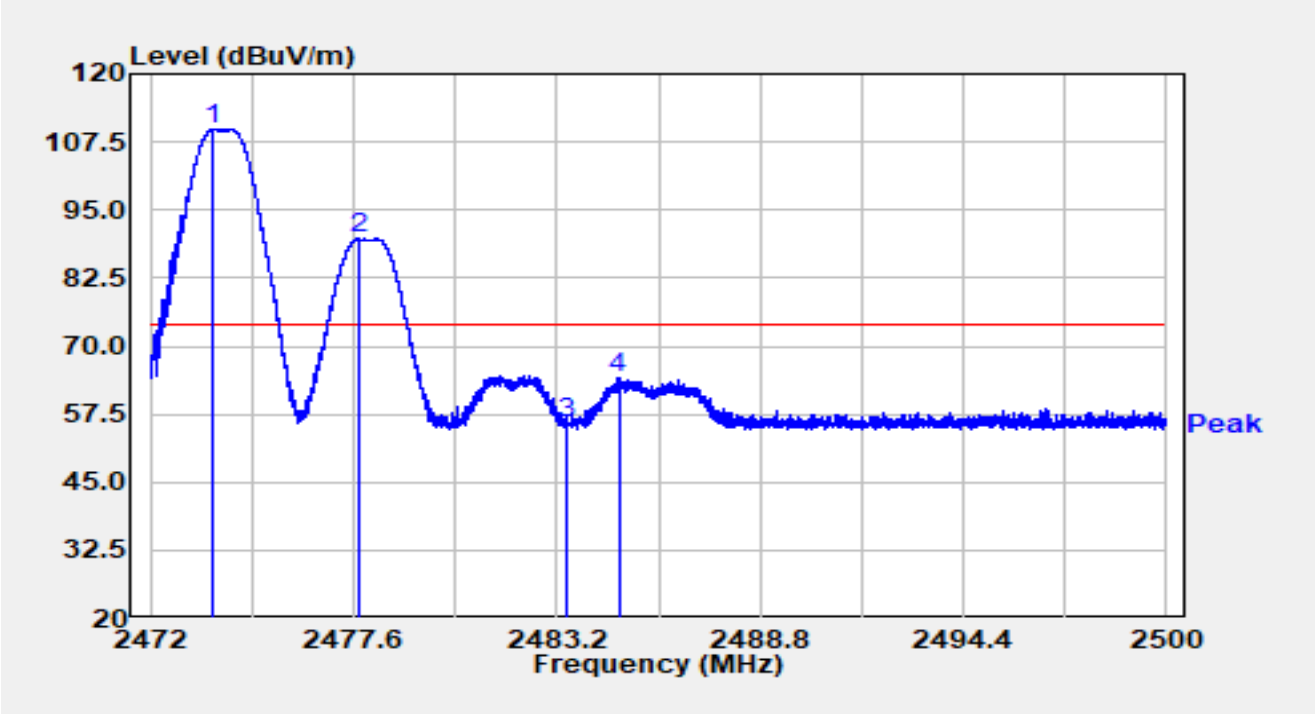

No	Mark	Frequency (MHz)	Reading (dBμV)	C.F (dB/m)	Measurement (dBμV/m)	Margin (dB)	Limit (dBμV/m)	Detector
1		2473.722	77.44	32.39	109.83	N/A	N/A	Peak
2		2477.726	57.29	32.39	89.67	N/A	N/A	Peak
3		2483.500	23.53	32.38	55.92	-18.08	74.00	Peak
4	*	2484.902	31.95	32.38	64.33	-9.67	74.00	Peak

Notes:

1. " *", means this data is the worst emission level.
2. C.F (dB/m) = Antenna Factor (dB/m) + Cable Loss (dB).
3. Measurement (dBμV/m) = Reading (dBμV) + C.F (dB/m).

Site	WZ-AC2	Test Date	2024-07-05
Test Engineer	Bob Zhang	Temp./Humidity	25.5°C/56.8%
Factor	BBHA 9120D_1457_1-18GHz	Polarity	Vertical
EUT	ACCESS POINT	Test Voltage	120V/60Hz
Test Mode	Transmit by Ant 14 2474MHz Ant 7 2478MHz		

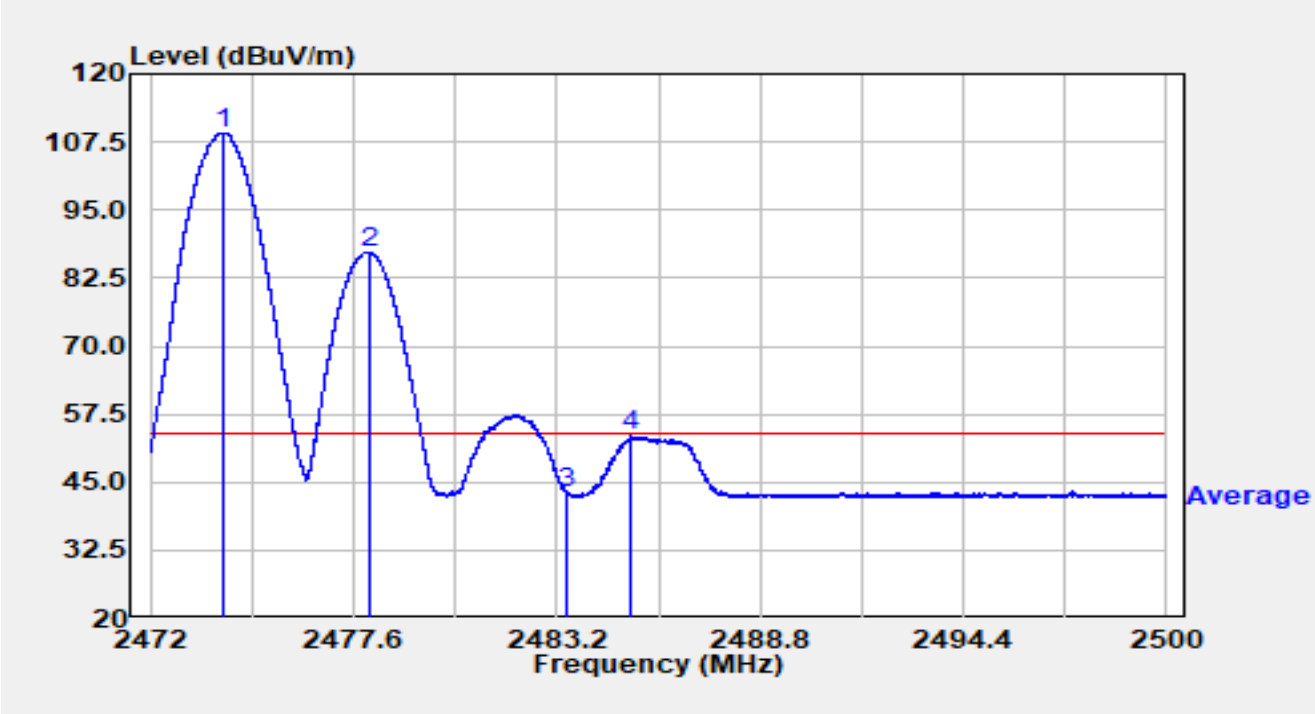

No	Mark	Frequency (MHz)	Reading (dBμV)	C.F (dB/m)	Measurement (dBμV/m)	Margin (dB)	Limit (dBμV/m)	Detector
1		2473.988	76.79	32.39	109.17	N/A	N/A	Average
2		2478.014	54.94	32.38	87.33	N/A	N/A	Average
3		2483.500	10.69	32.38	43.07	-10.93	54.00	Average
4	*	2485.230	21.03	32.38	53.41	-0.59	54.00	Average

Notes:

1. " *", means this data is the worst emission level.
2. C.F (dB/m) = Antenna Factor (dB/m) + Cable Loss (dB).
3. Measurement (dBμV/m) = Reading (dBμV) + C.F (dB/m).

Site	WZ-AC2	Test Date	2024-07-05
Test Engineer	Bob Zhang	Temp./Humidity	25.5°C/56.8%
Factor	BBHA 9120D_1457_1-18GHz	Polarity	Horizontal
EUT	ACCESS POINT	Test Voltage	120V/60Hz
Test Mode	Transmit by Ant 14 2474MHz Ant 7 2480MHz		

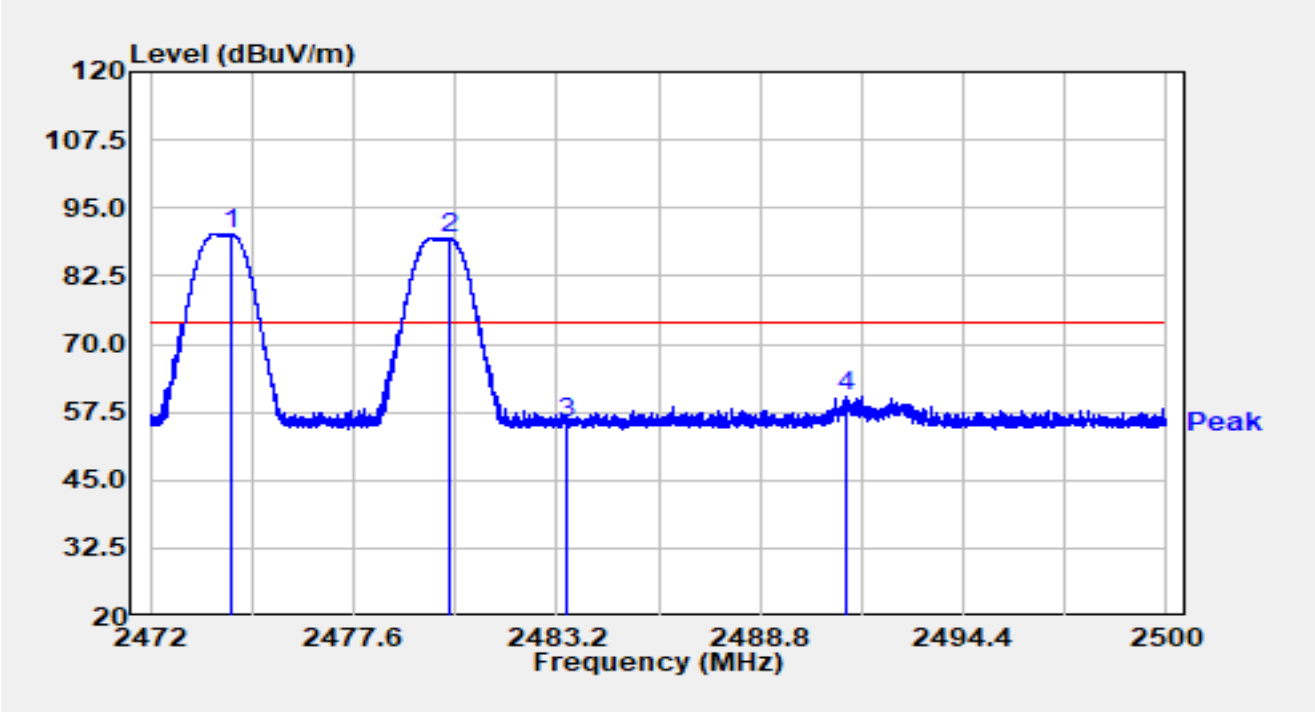

No	Mark	Frequency (MHz)	Reading (dBµV)	C.F (dB/m)	Measurement (dBµV/m)	Margin (dB)	Limit (dBµV/m)	Detector
1		2474.254	57.84	32.39	90.23	N/A	N/A	Peak
2		2480.238	57.06	32.38	89.44	N/A	N/A	Peak
3		2483.500	23.10	32.38	55.48	-18.52	74.00	Peak
4	*	2491.160	28.14	32.38	60.51	-13.49	74.00	Peak

Notes:

1. " *", means this data is the worst emission level.
2. C.F (dB/m) = Antenna Factor (dB/m) + Cable Loss (dB).
3. Measurement (dBµV/m) = Reading (dBµV) + C.F (dB/m).

Site	WZ-AC2	Test Date	2024-07-05
Test Engineer	Bob Zhang	Temp./Humidity	25.5°C/56.8%
Factor	BBHA 9120D_1457_1-18GHz	Polarity	Horizontal
EUT	ACCESS POINT	Test Voltage	120V/60Hz
Test Mode	Transmit by Ant 14 2474MHz Ant 7 2480MHz		

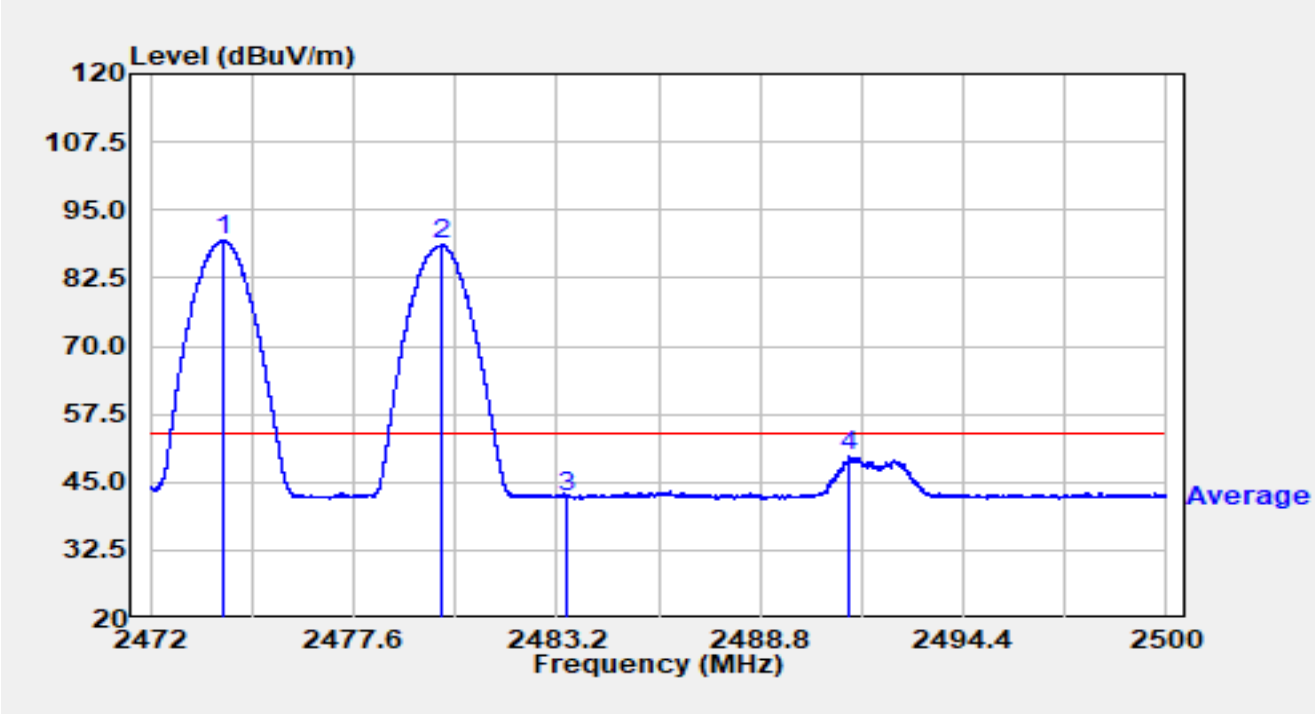

No	Mark	Frequency (MHz)	Reading (dBμV)	C.F (dB/m)	Measurement (dBμV/m)	Margin (dB)	Limit (dBμV/m)	Detector
1		2474.033	57.02	32.39	89.41	N/A	N/A	Average
2		2480.033	56.18	32.38	88.56	N/A	N/A	Average
3		2483.500	9.90	32.38	42.28	-11.72	54.00	Average
4	*	2491.239	17.28	32.38	49.66	-4.34	54.00	Average

Notes:

1. " *", means this data is the worst emission level.
2. C.F (dB/m) = Antenna Factor (dB/m) + Cable Loss (dB).
3. Measurement (dBμV/m) = Reading (dBμV) + C.F (dB/m).

Site	WZ-AC2	Test Date	2024-07-05
Test Engineer	Bob Zhang	Temp./Humidity	25.5°C/56.8%
Factor	BBHA 9120D_1457_1-18GHz	Polarity	Vertical
EUT	ACCESS POINT	Test Voltage	120V/60Hz
Test Mode	Transmit by Ant 14 2474MHz Ant 7 2480MHz		

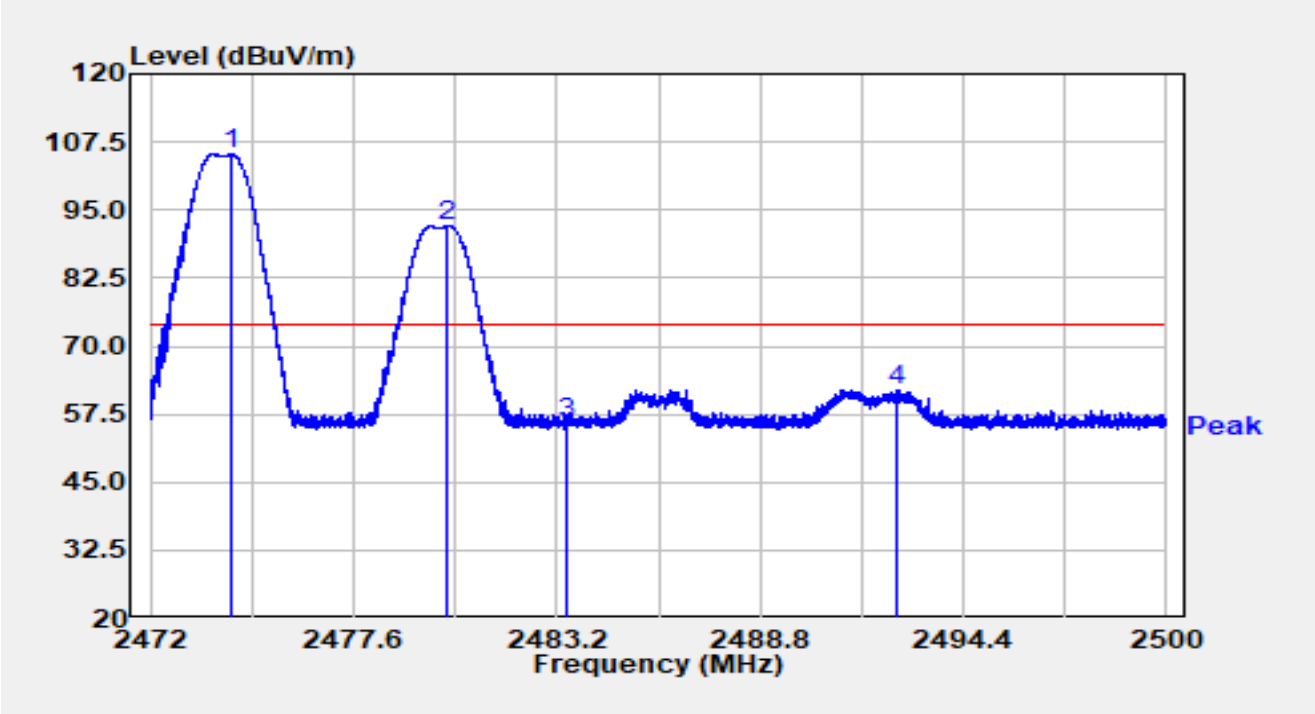

No	Mark	Frequency (MHz)	Reading (dBµV)	C.F (dB/m)	Measurement (dBµV/m)	Margin (dB)	Limit (dBµV/m)	Detector
1		2474.226	72.85	32.39	105.24	N/A	N/A	Peak
2		2480.198	59.69	32.38	92.07	N/A	N/A	Peak
3		2483.500	23.60	32.38	55.98	-18.02	74.00	Peak
4	*	2492.600	29.61	32.38	61.99	-12.01	74.00	Peak

Notes:

1. " *", means this data is the worst emission level.
2. C.F (dB/m) = Antenna Factor (dB/m) + Cable Loss (dB).
3. Measurement (dBµV/m) = Reading (dBµV) + C.F (dB/m).

Site	WZ-AC2	Test Date	2024-06-30
Test Engineer	Bob Zhang	Temp./Humidity	25.5°C/56.8%
Factor	BBHA 9120D_1457_1-18GHz	Polarity	Vertical
EUT	ACCESS POINT	Test Voltage	120V/60Hz
Test Mode	Transmit by Ant 14 2474MHz Ant 7 2480MHz		

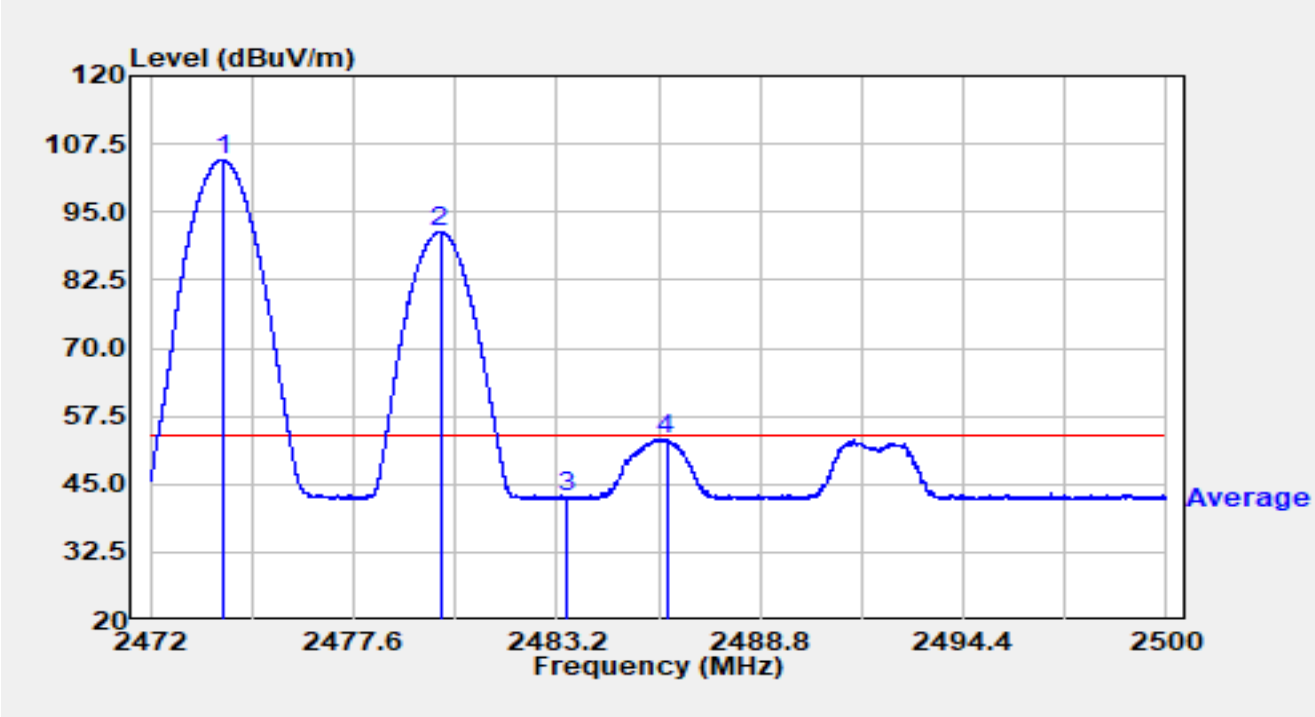

No	Mark	Frequency (MHz)	Reading (dBμV)	C.F (dB/m)	Measurement (dBμV/m)	Margin (dB)	Limit (dBμV/m)	Detector
1	*	2474.036	72.23	32.39	104.62	50.62	54.00	Average
2		2479.988	59.01	32.38	91.39	37.39	54.00	Average
3		2483.500	10.13	32.38	42.52	-11.48	54.00	Average
4		2486.221	20.90	32.38	53.28	-0.72	54.00	Average

Notes:

1. " *", means this data is the worst emission level.

2. C.F (dB/m) = Antenna Factor (dB/m) + Cable Loss (dB).

3. Measurement (dBμV/m) = Reading (dBμV) + C.F (dB/m).

Site	WZ-AC2	Test Date	2024-07-05
Test Engineer	Bob Zhang	Temp./Humidity	25.5°C/56.8%
Factor	BBHA 9120D_1457_1-18GHz	Polarity	Horizontal
EUT	ACCESS POINT	Test Voltage	120V/60Hz
Test Mode	Transmit by Ant 14 2476MHz Ant 7 2468MHz		

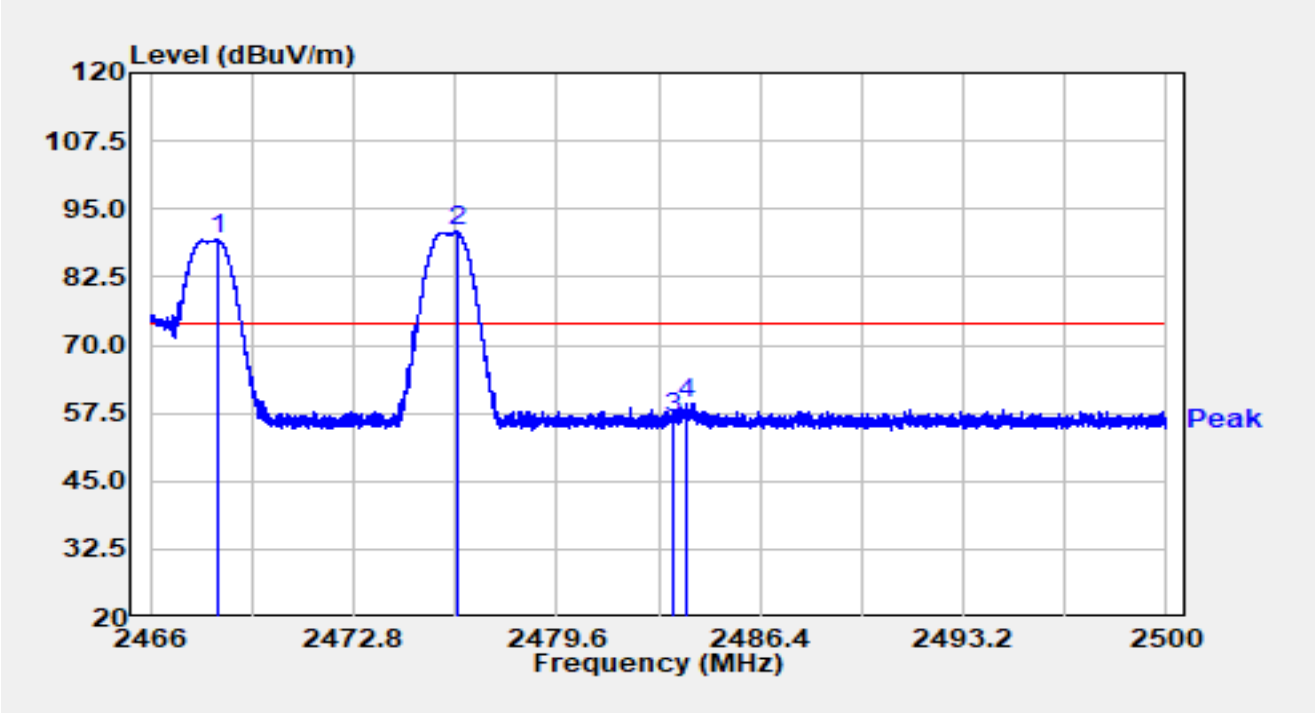

No	Mark	Frequency (MHz)	Reading (dBµV)	C.F (dB/m)	Measurement (dBµV/m)	Margin (dB)	Limit (dBµV/m)	Detector
1		2468.292	56.96	32.38	89.33	N/A	N/A	Peak
2		2476.251	58.38	32.39	90.76	N/A	N/A	Peak
3		2483.500	24.09	32.38	56.47	-17.53	74.00	Peak
4	*	2483.966	26.89	32.38	59.27	-14.73	74.00	Peak

Notes:

1. " *", means this data is the worst emission level.

2. C.F (dB/m) = Antenna Factor (dB/m) + Cable Loss (dB).

3. Measurement (dBµV/m) = Reading (dBµV) + C.F (dB/m).

Site	WZ-AC2	Test Date	2024-07-05
Test Engineer	Bob Zhang	Temp./Humidity	25.5°C/56.8%
Factor	BBHA 9120D_1457_1-18GHz	Polarity	Horizontal
EUT	ACCESS POINT	Test Voltage	120V/60Hz
Test Mode	Transmit by Ant 14 2476MHz Ant 7 2468MHz		

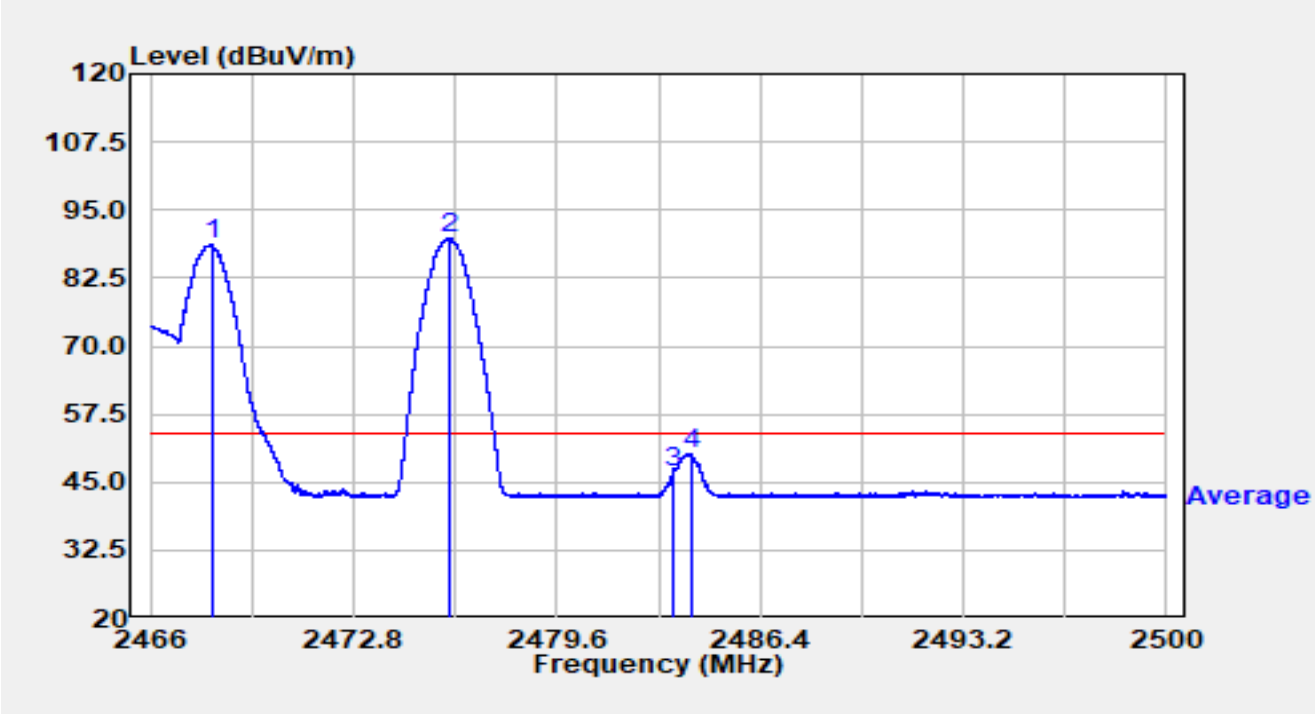

No	Mark	Frequency (MHz)	Reading (dBµV)	C.F (dB/m)	Measurement (dBµV/m)	Margin (dB)	Limit (dBµV/m)	Detector
1		2468.050	56.18	32.37	88.56	N/A	N/A	Average
2		2476.044	57.47	32.39	89.85	N/A	N/A	Average
3		2483.500	14.32	32.38	46.70	-7.30	54.00	Average
4	*	2484.108	17.94	32.38	50.33	-3.67	54.00	Average

Notes:

1. " *", means this data is the worst emission level.

2. C.F (dB/m) = Antenna Factor (dB/m) + Cable Loss (dB).

3. Measurement (dBµV/m) = Reading (dBµV) + C.F (dB/m).

Site	WZ-AC2	Test Date	2024-07-05
Test Engineer	Bob Zhang	Temp./Humidity	25.5°C/56.8%
Factor	BBHA 9120D_1457_1-18GHz	Polarity	Vertical
EUT	ACCESS POINT	Test Voltage	120V/60Hz
Test Mode	Transmit by Ant 14 2476MHz Ant 7 2468MHz		

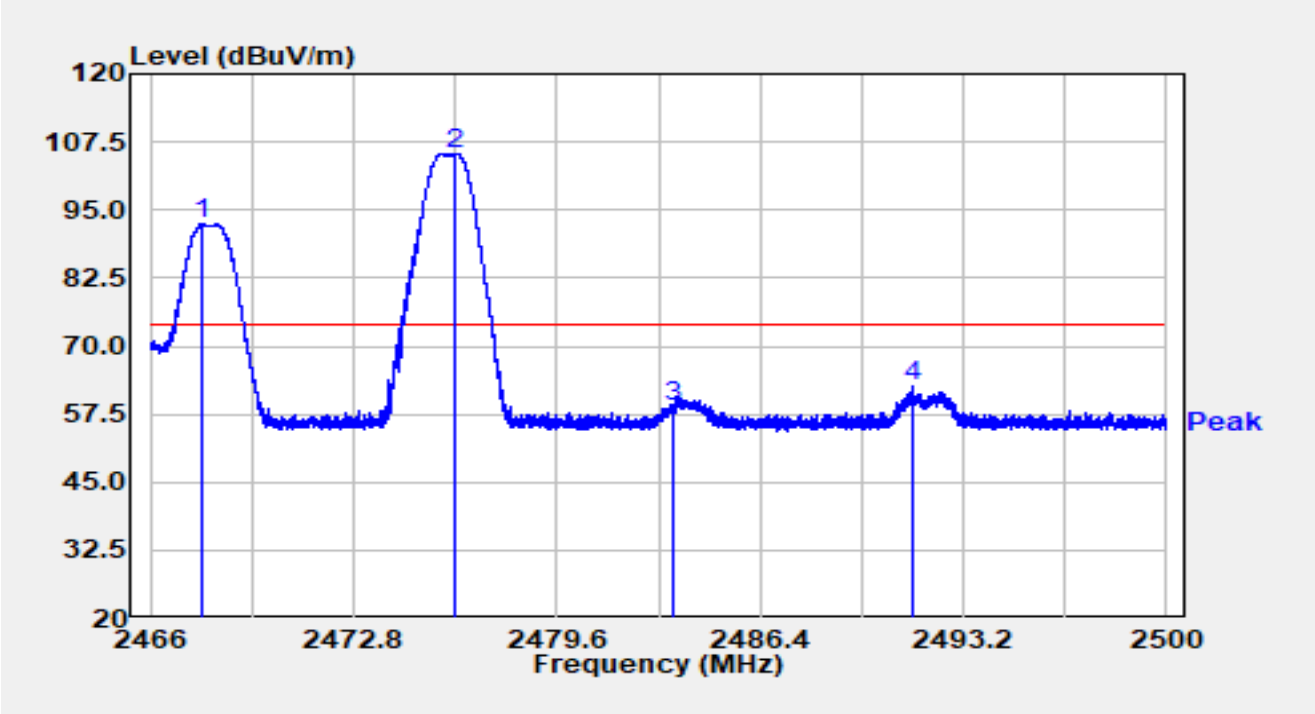

No	Mark	Frequency (MHz)	Reading (dBμV)	C.F (dB/m)	Measurement (dBμV/m)	Margin (dB)	Limit (dBμV/m)	Detector
1		2467.754	60.04	32.37	92.42	N/A	N/A	Peak
2		2476.227	72.97	32.39	105.35	N/A	N/A	Peak
3		2483.500	26.51	32.38	58.89	-15.11	74.00	Peak
4	*	2491.510	30.18	32.38	62.56	-11.44	74.00	Peak

Notes:

1. " *", means this data is the worst emission level.

2. C.F (dB/m) = Antenna Factor (dB/m) + Cable Loss (dB).

3. Measurement (dBμV/m) = Reading (dBμV) + C.F (dB/m).

Site	WZ-AC2	Test Date	2024-07-05
Test Engineer	Bob Zhang	Temp./Humidity	25.5°C/56.8%
Factor	BBHA 9120D_1457_1-18GHz	Polarity	Vertical
EUT	ACCESS POINT	Test Voltage	120V/60Hz
Test Mode	Transmit by Ant 14 2476MHz Ant 7 2468MHz		

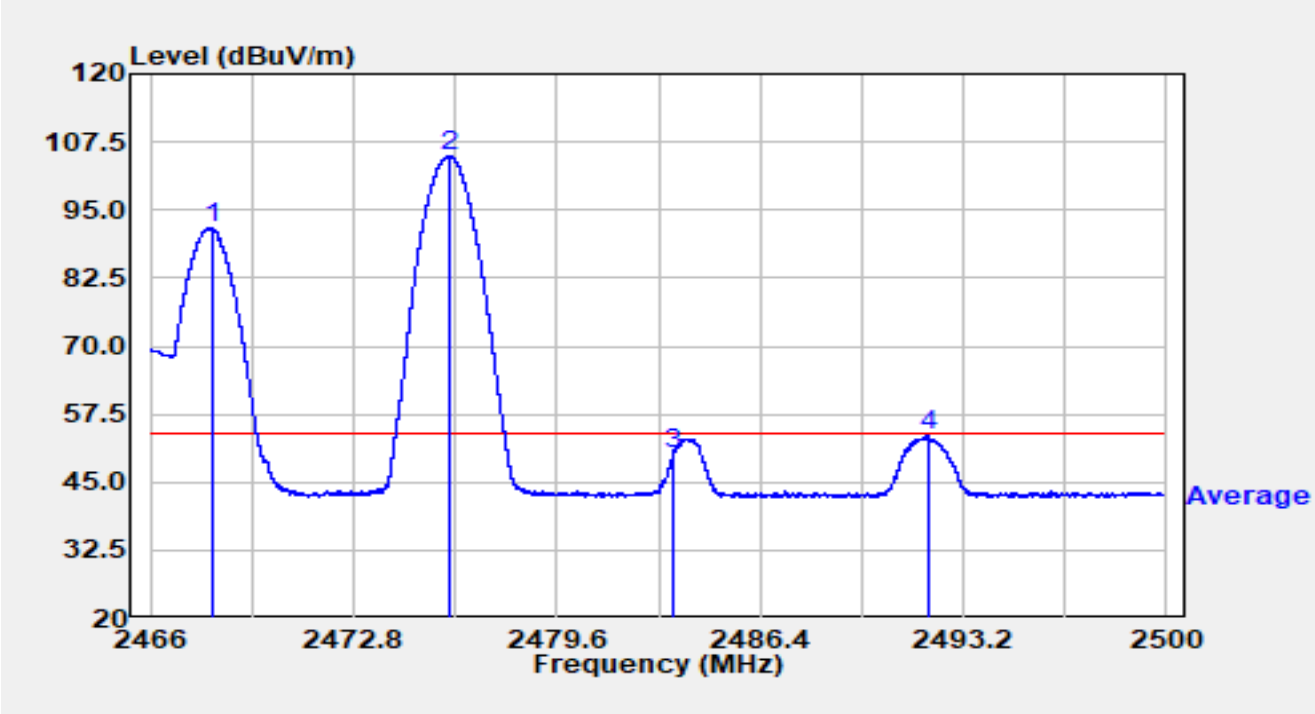

No	Mark	Frequency (MHz)	Reading (dBµV)	C.F (dB/m)	Measurement (dBµV/m)	Margin (dB)	Limit (dBµV/m)	Detector
1		2468.088	59.25	32.38	91.63	N/A	N/A	Average
2		2476.023	72.47	32.39	104.86	N/A	N/A	Average
3		2483.500	17.72	32.38	50.10	-3.90	54.00	Average
4	*	2492.027	21.14	32.38	53.52	-0.48	54.00	Average

Notes:

1. " *", means this data is the worst emission level.
2. C.F (dB/m) = Antenna Factor (dB/m) + Cable Loss (dB).
3. Measurement (dBµV/m) = Reading (dBµV) + C.F (dB/m).

Site	WZ-AC2	Test Date	2024-07-05
Test Engineer	Bob Zhang	Temp./Humidity	25.5°C/56.8%
Factor	BBHA 9120D_1457_1-18GHz	Polarity	Horizontal
EUT	ACCESS POINT	Test Voltage	120V/60Hz
Test Mode	Transmit by Ant 14 2476MHz Ant 7 2470MHz		

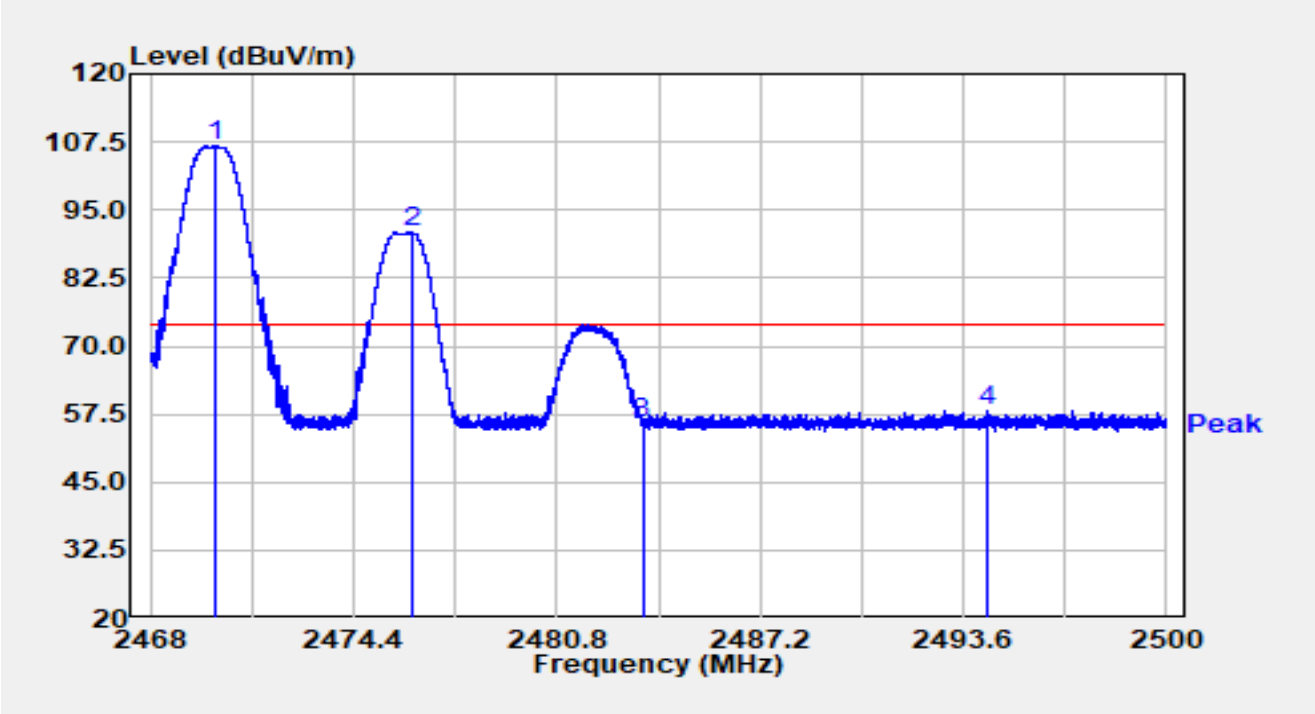

No	Mark	Frequency (MHz)	Reading (dBµV)	C.F (dB/m)	Measurement (dBµV/m)	Margin (dB)	Limit (dBµV/m)	Detector
1		2470.045	74.56	32.38	106.94	N/A	N/A	Peak
2		2476.221	58.56	32.39	90.95	N/A	N/A	Peak
3		2483.500	23.62	32.38	56.01	-17.99	74.00	Peak
4	*	2494.336	25.69	32.39	58.07	-15.93	74.00	Peak

Notes:

1. " *", means this data is the worst emission level.
2. C.F (dB/m) = Antenna Factor (dB/m) + Cable Loss (dB).
3. Measurement (dBµV/m) = Reading (dBµV) + C.F (dB/m).

Site	WZ-AC2	Test Date	2024-07-05
Test Engineer	Bob Zhang	Temp./Humidity	25.5°C/56.8%
Factor	BBHA 9120D_1457_1-18GHz	Polarity	Horizontal
EUT	ACCESS POINT	Test Voltage	120V/60Hz
Test Mode	Transmit by Ant 14 2476MHz Ant 7 2470MHz		

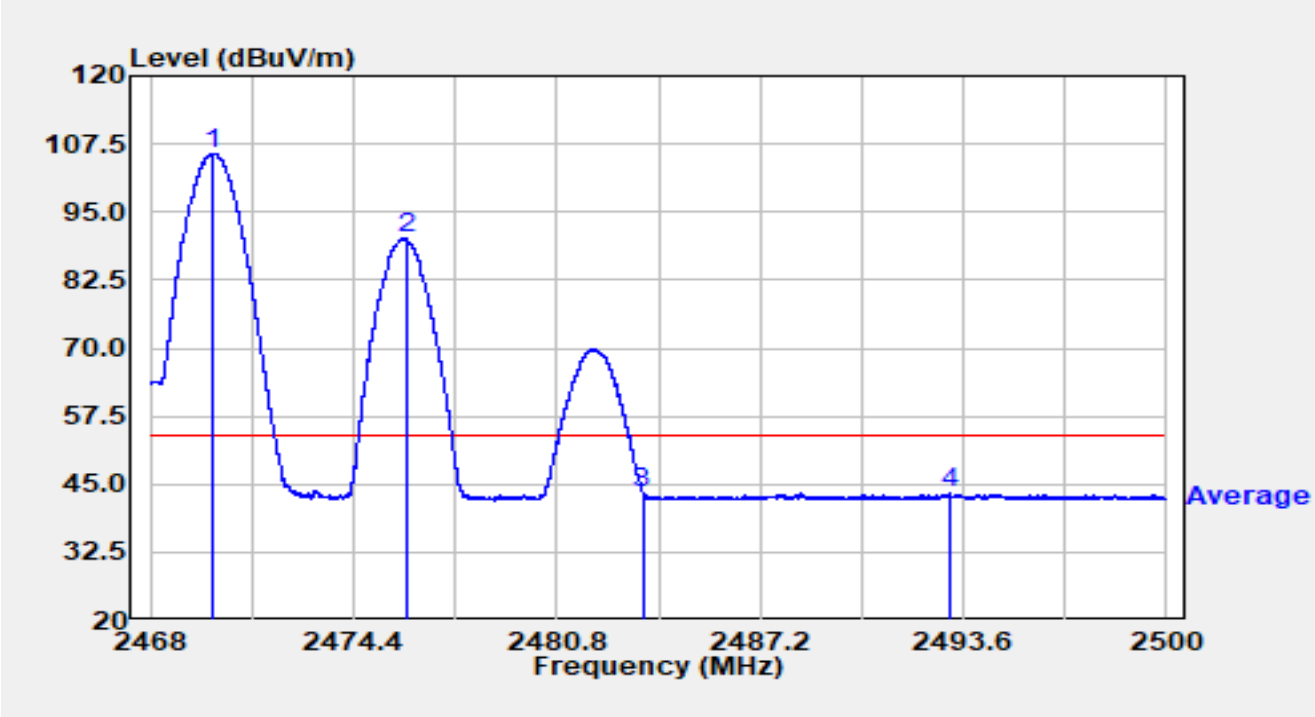

No	Mark	Frequency (MHz)	Reading (dBµV)	C.F (dB/m)	Measurement (dBµV/m)	Margin (dB)	Limit (dBµV/m)	Detector
1		2469.968	73.38	32.38	105.76	N/A	N/A	Average
2		2476.054	57.67	32.39	90.06	N/A	N/A	Average
3		2483.500	11.09	32.38	43.47	-10.53	54.00	Average
4	*	2493.152	11.03	32.38	43.41	-10.59	54.00	Average

Notes:

1. " *", means this data is the worst emission level.
2. C.F (dB/m) = Antenna Factor (dB/m) + Cable Loss (dB).
3. Measurement (dBµV/m) = Reading (dBµV) + C.F (dB/m).

Site	WZ-AC2	Test Date	2024-07-31
Test Engineer	Bob Zhang	Temp./Humidity	25.5°C/56.8%
Factor	BBHA 9120D_1457_1-18GHz	Polarity	Vertical
EUT	ACCESS POINT	Test Voltage	120V/60V
Test Mode	Transmit by Ant 14 2476MHz Ant 7 2470MHz		

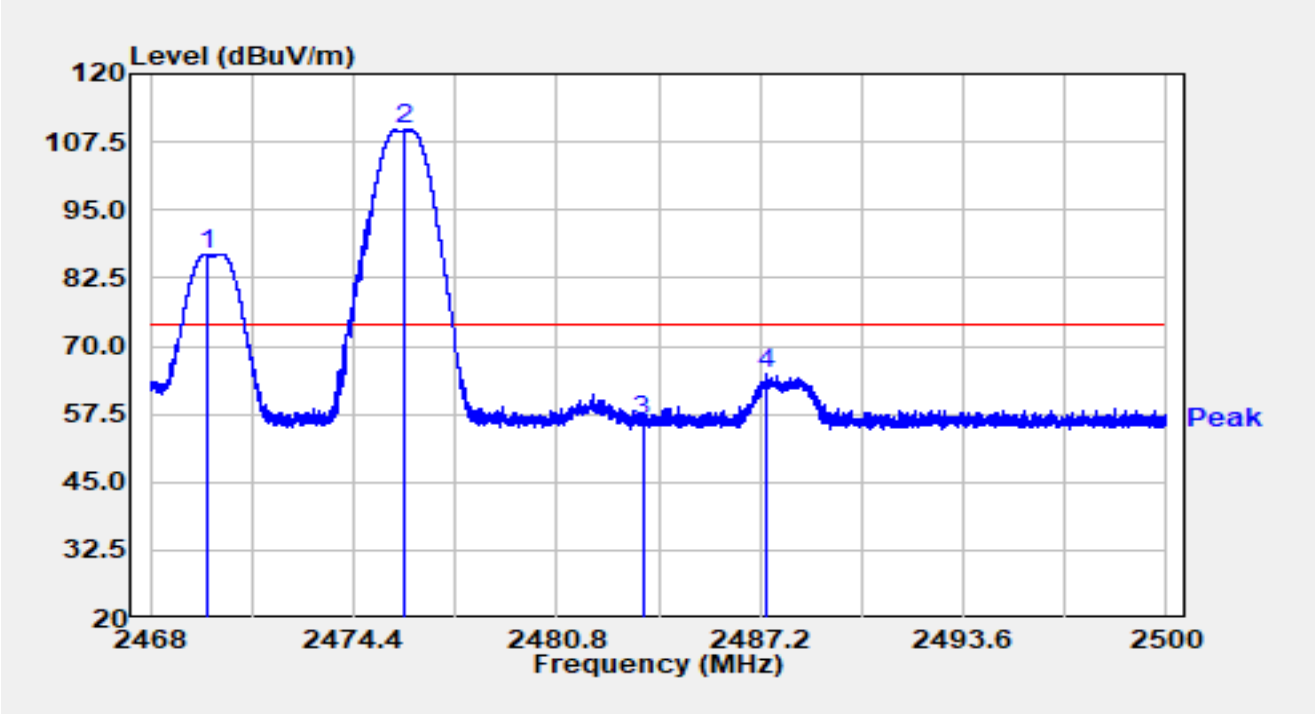

No	Mark	Frequency (MHz)	Reading (dBμV)	C.F (dB/m)	Measurement (dBμV/m)	Margin (dB)	Limit (dBμV/m)	Detector
1		2469.782	54.60	32.38	86.98	N/A	N/A	Peak
2	*	2476.006	77.30	32.39	109.69	N/A	N/A	Peak
3		2483.500	24.02	32.38	56.40	-17.60	74.00	Peak
4		2487.402	32.34	32.38	64.72	-9.28	74.00	Peak

Notes:

1. " *", means this data is the worst emission level.

2. C.F (dB/m) = Antenna Factor (dB/m) + Cable Loss (dB).

3. Measurement (dBμV/m) = Reading (dBμV) + C.F (dB/m).

Site	WZ-AC2	Test Date	2024-07-05
Test Engineer	Bob Zhang	Temp./Humidity	25.5°C/56.8%
Factor	BBHA 9120D_1457_1-18GHz	Polarity	Vertical
EUT	ACCESS POINT	Test Voltage	120V/60Hz
Test Mode	Transmit by Ant 14 2476MHz Ant 7 2470MHz		

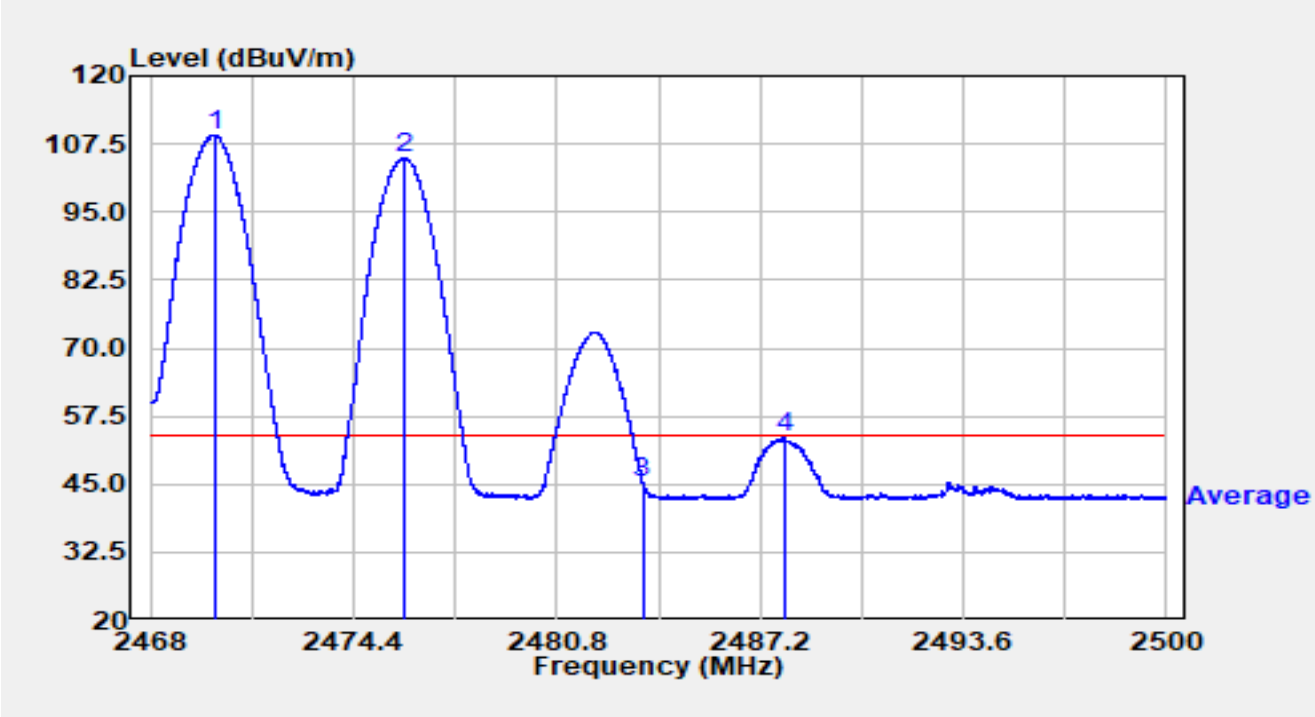

No	Mark	Frequency (MHz)	Reading (dBμV)	C.F (dB/m)	Measurement (dBμV/m)	Margin (dB)	Limit (dBμV/m)	Detector
1		2470.022	76.62	32.38	109.00	N/A	N/A	Average
2		2475.987	72.48	32.39	104.87	N/A	N/A	Average
3		2483.500	12.86	32.38	45.24	-8.76	54.00	Average
4	*	2487.971	21.11	32.38	53.49	-0.51	54.00	Average

Notes:

1. " *", means this data is the worst emission level.
2. C.F (dB/m) = Antenna Factor (dB/m) + Cable Loss (dB).
3. Measurement (dBμV/m) = Reading (dBμV) + C.F (dB/m).

Site	WZ-AC2	Test Date	2024-07-05
Test Engineer	Bob Zhang	Temp./Humidity	25.5°C/56.8%
Factor	BBHA 9120D_1457_1-18GHz	Polarity	Horizontal
EUT	ACCESS POINT	Test Voltage	120V/60Hz
Test Mode	Transmit by Ant 14 2476MHz Ant 7 2472MHz		

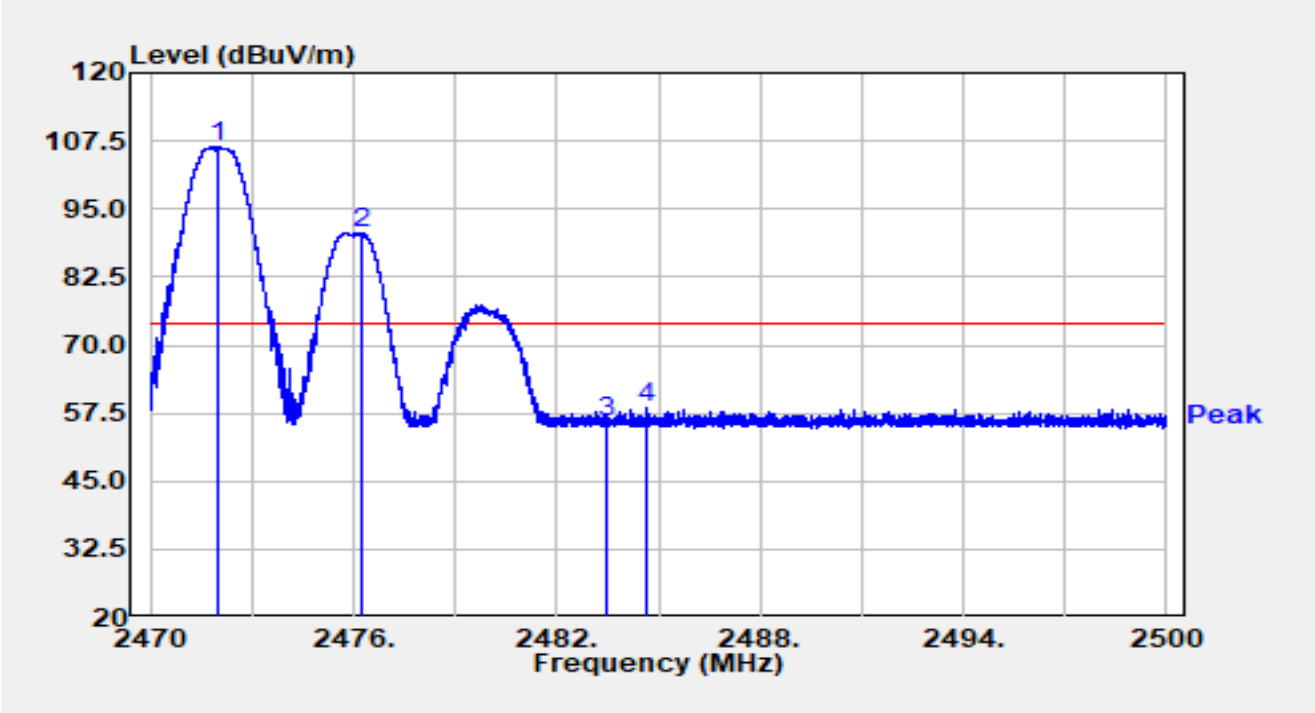

No	Mark	Frequency (MHz)	Reading (dBμV)	C.F (dB/m)	Measurement (dBμV/m)	Margin (dB)	Limit (dBμV/m)	Detector
1		2471.974	74.04	32.38	106.42	N/A	N/A	Peak
2		2476.258	58.28	32.39	90.67	N/A	N/A	Peak
3		2483.500	23.30	32.38	55.68	-18.32	74.00	Peak
4	*	2484.637	26.26	32.38	58.64	-15.36	74.00	Peak

Notes:

1. " *", means this data is the worst emission level.

2. C.F (dB/m) = Antenna Factor (dB/m) + Cable Loss (dB).

3. Measurement (dBμV/m) = Reading (dBμV) + C.F (dB/m).

Site	WZ-AC2	Test Date	2024-07-05
Test Engineer	Bob Zhang	Temp./Humidity	25.5°C/56.8%
Factor	BBHA 9120D_1457_1-18GHz	Polarity	Horizontal
EUT	ACCESS POINT	Test Voltage	120V/60Hz
Test Mode	Transmit by Ant 14 2476MHz Ant 7 2472MHz		

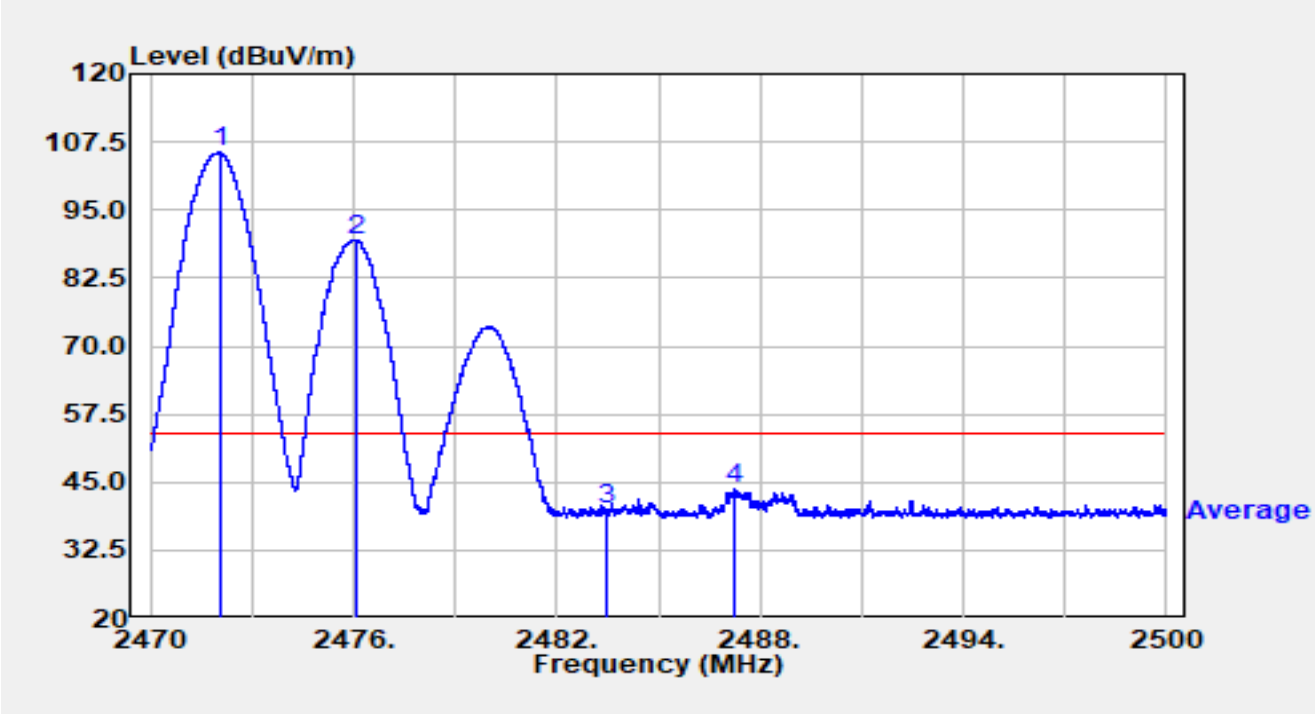

No	Mark	Frequency (MHz)	Reading (dBμV)	C.F (dB/m)	Measurement (dBμV/m)	Margin (dB)	Limit (dBμV/m)	Detector
1		2472.055	73.12	32.38	105.50	N/A	N/A	Average
2		2476.069	57.05	32.39	89.44	N/A	N/A	Average
3		2483.500	7.46	32.38	39.84	-14.16	54.00	Average
4	*	2487.214	11.32	32.38	43.70	-10.30	54.00	Average

Notes:

1. " *", means this data is the worst emission level.

2. C.F (dB/m) = Antenna Factor (dB/m) + Cable Loss (dB).

3. Measurement (dBμV/m) = Reading (dBμV) + C.F (dB/m).

Site	WZ-AC2	Test Date	2024-07-05
Test Engineer	Bob Zhang	Temp./Humidity	25.5°C/56.8%
Factor	BBHA 9120D_1457_1-18GHz	Polarity	Vertical
EUT	ACCESS POINT	Test Voltage	120V/60Hz
Test Mode	Transmit by Ant 14 2476MHz Ant 7 2472MHz		

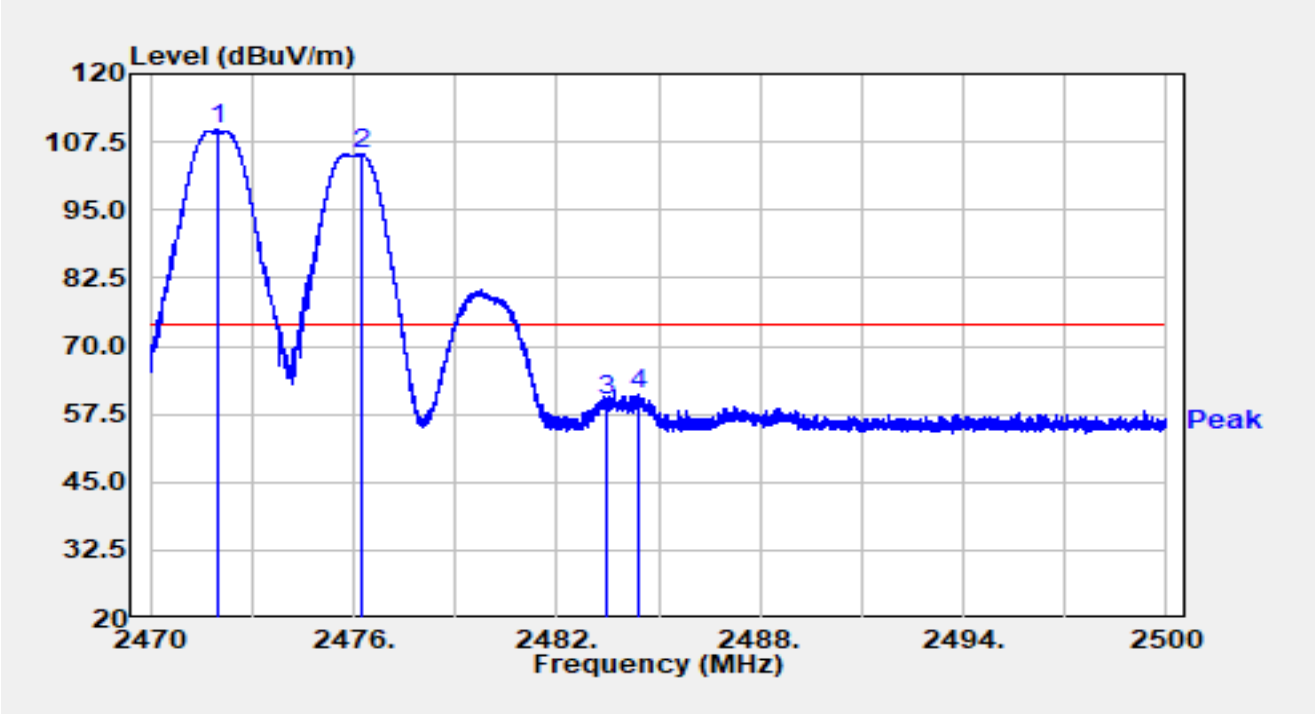

No	Mark	Frequency (MHz)	Reading (dBμV)	C.F (dB/m)	Measurement (dBμV/m)	Margin (dB)	Limit (dBμV/m)	Detector
1		2471.974	77.41	32.38	109.79	N/A	N/A	Peak
2		2476.222	72.88	32.39	105.26	N/A	N/A	Peak
3		2483.500	27.62	32.38	60.00	-14.00	74.00	Peak
4	*	2484.421	28.86	32.38	61.25	-12.75	74.00	Peak

Notes:

1. " *", means this data is the worst emission level.

2. C.F (dB/m) = Antenna Factor (dB/m) + Cable Loss (dB).

3. Measurement (dBμV/m) = Reading (dBμV) + C.F (dB/m).

Site	WZ-AC2	Test Date	2024-07-05
Test Engineer	Bob Zhang	Temp./Humidity	25.5°C/56.8%
Factor	BBHA 9120D_1457_1-18GHz	Polarity	Vertical
EUT	ACCESS POINT	Test Voltage	120V/60Hz
Test Mode	Transmit by Ant 14 2476MHz Ant 7 2472MHz		

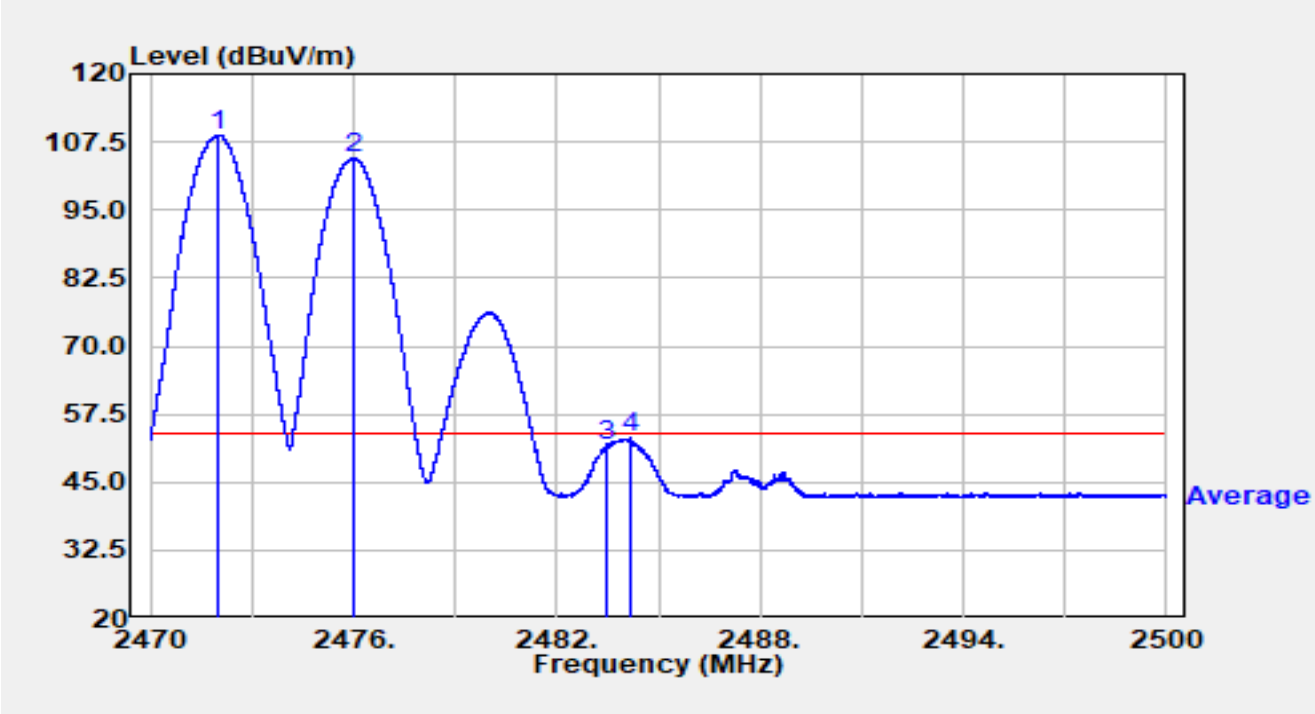

No	Mark	Frequency (MHz)	Reading (dBμV)	C.F (dB/m)	Measurement (dBμV/m)	Margin (dB)	Limit (dBμV/m)	Detector
1		2472.022	76.27	32.38	108.65	N/A	N/A	Average
2		2476.024	72.05	32.39	104.44	N/A	N/A	Average
3		2483.500	19.30	32.38	51.68	-2.32	54.00	Average
4	*	2484.166	20.68	32.38	53.06	-0.94	54.00	Average

Notes:

1. " *", means this data is the worst emission level.
2. C.F (dB/m) = Antenna Factor (dB/m) + Cable Loss (dB).
3. Measurement (dBμV/m) = Reading (dBμV) + C.F (dB/m).

Site	WZ-AC2	Test Date	2024-07-05
Test Engineer	Bob Zhang	Temp./Humidity	25.5°C/56.8%
Factor	BBHA 9120D_1457_1-18GHz	Polarity	Horizontal
EUT	ACCESS POINT	Test Voltage	120V/60Hz
Test Mode	Transmit by Ant 14 2476MHz Ant 7 2478MHz		

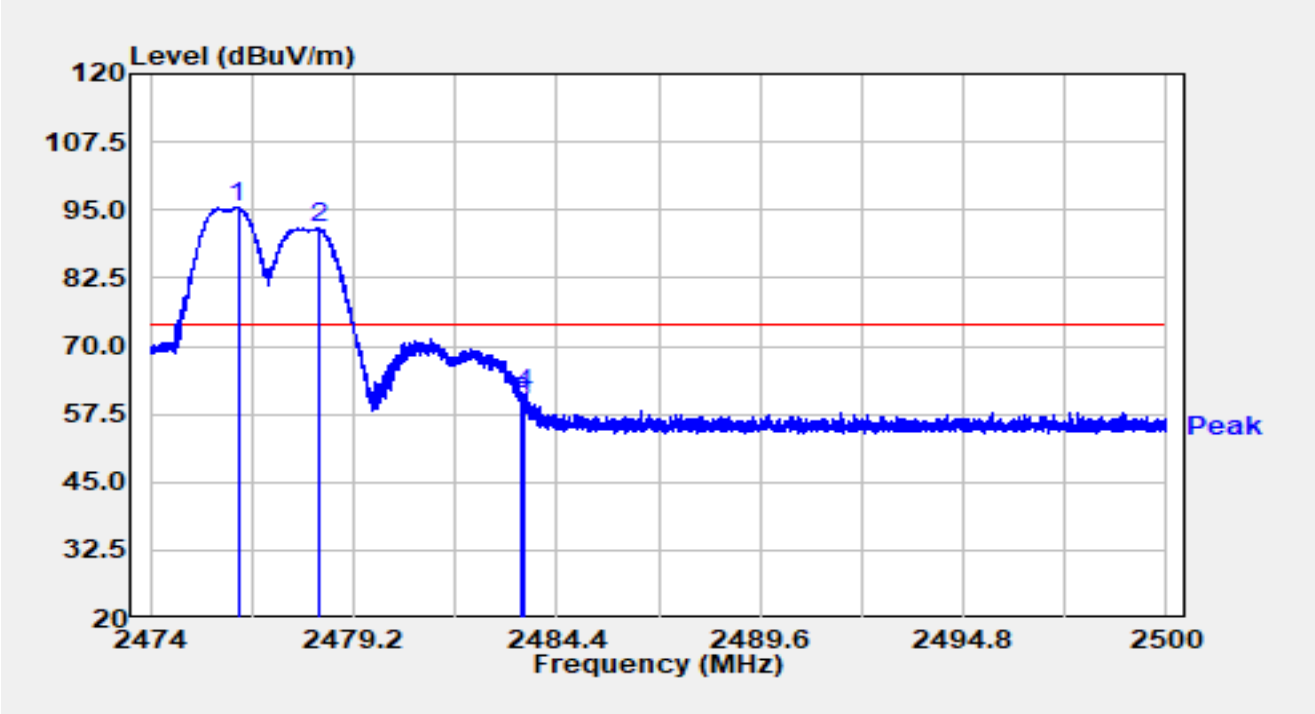

No	Mark	Frequency (MHz)	Reading (dBμV)	C.F (dB/m)	Measurement (dBμV/m)	Margin (dB)	Limit (dBμV/m)	Detector
1		2476.239	63.04	32.39	95.42	N/A	N/A	Peak
2		2478.292	59.20	32.38	91.58	N/A	N/A	Peak
3		2483.500	27.10	32.38	59.48	-14.52	74.00	Peak
4	*	2483.568	28.64	32.38	61.03	-12.97	74.00	Peak

Notes:

1. " *", means this data is the worst emission level.
2. C.F (dB/m) = Antenna Factor (dB/m) + Cable Loss (dB).
3. Measurement (dBμV/m) = Reading (dBμV) + C.F (dB/m).

Site	WZ-AC2	Test Date	2024-07-05
Test Engineer	Bob Zhang	Temp./Humidity	25.5°C/56.8%
Factor	BBHA 9120D_1457_1-18GHz	Polarity	Horizontal
EUT	ACCESS POINT	Test Voltage	120V/60Hz
Test Mode	Transmit by Ant 14 2476MHz Ant 7 2478MHz		

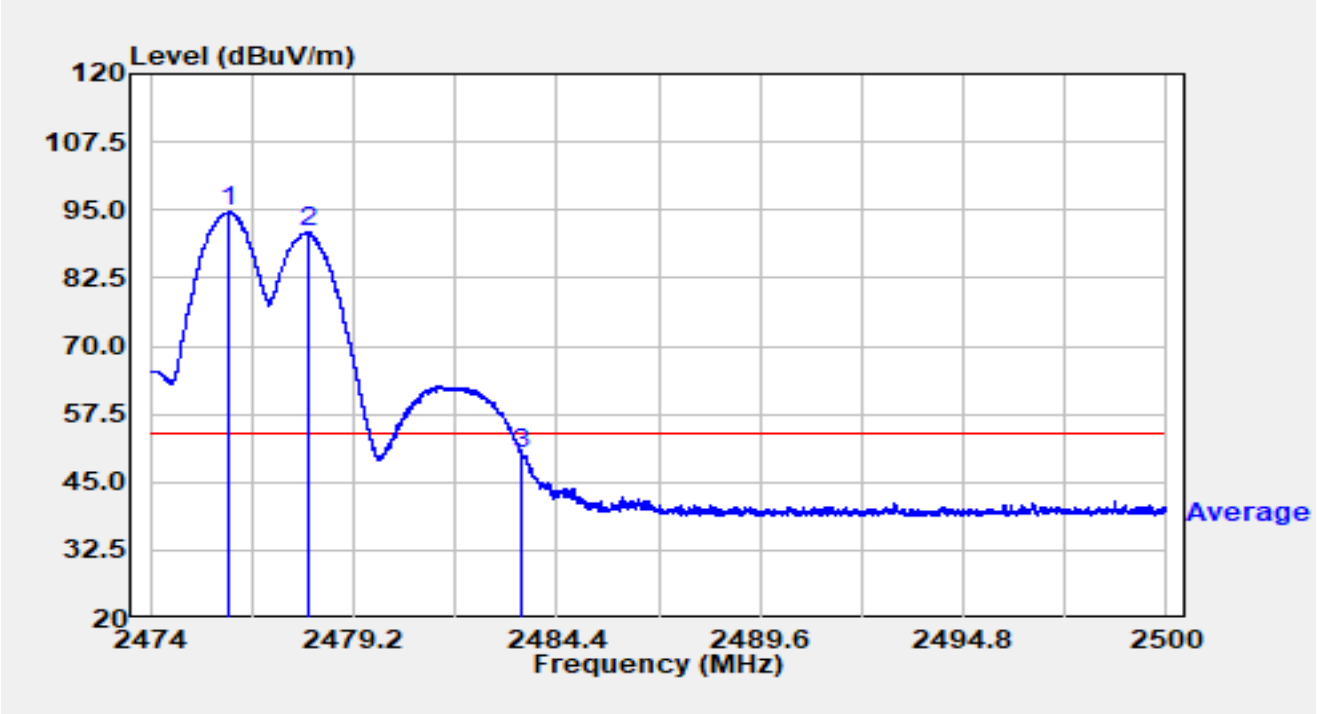

No	Mark	Frequency (MHz)	Reading (dBµV)	C.F (dB/m)	Measurement (dBµV/m)	Margin (dB)	Limit (dBµV/m)	Detector
1		2475.992	62.24	32.39	94.62	N/A	N/A	Average
2		2478.046	58.51	32.38	90.90	N/A	N/A	Average
3	*	2483.500	17.84	32.38	50.22	-3.78	54.00	Average

Notes:

1. " *", means this data is the worst emission level.

2. C.F (dB/m) = Antenna Factor (dB/m) + Cable Loss (dB).

3. Measurement (dBµV/m) = Reading (dBµV) + C.F (dB/m).

Site	WZ-AC2	Test Date	2024-07-05
Test Engineer	Bob Zhang	Temp./Humidity	25.5°C/56.8%
Factor	BBHA 9120D_1457_1-18GHz	Polarity	Vertical
EUT	ACCESS POINT	Test Voltage	120V/60Hz
Test Mode	Transmit by Ant 14 2476MHz Ant 7 2478MHz		

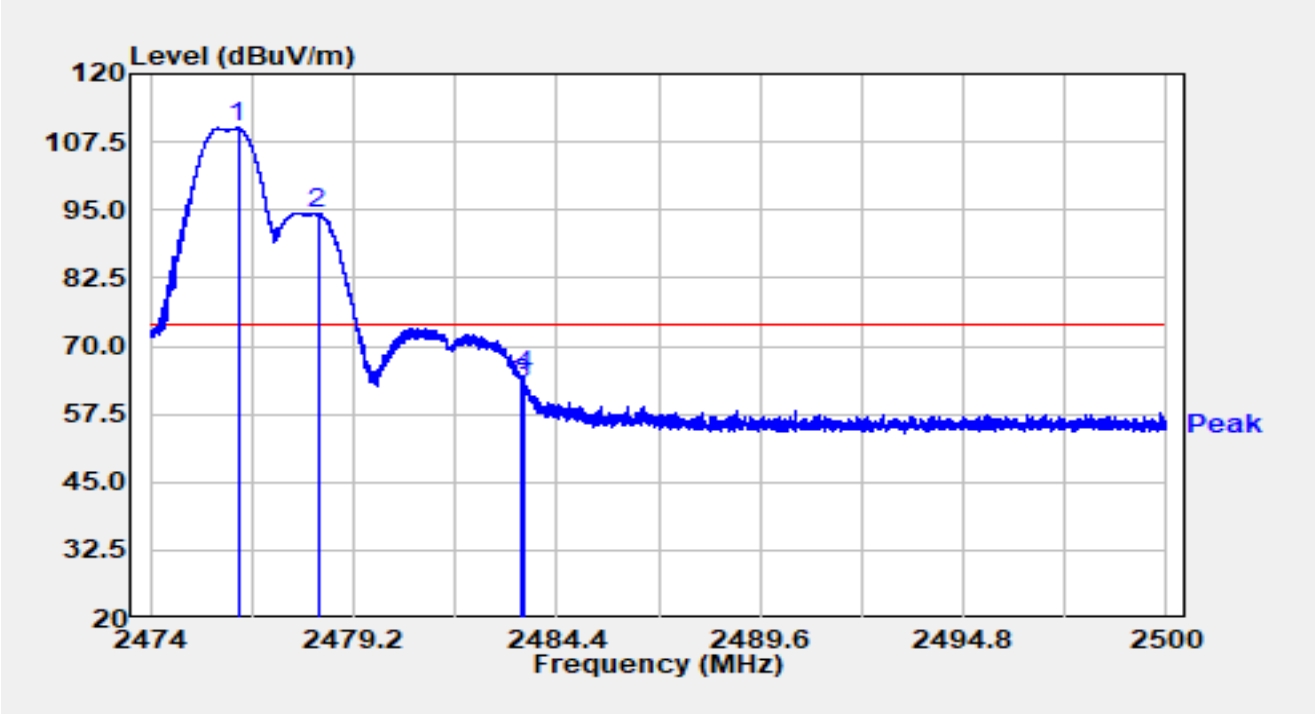

No	Mark	Frequency (MHz)	Reading (dBμV)	C.F (dB/m)	Measurement (dBμV/m)	Margin (dB)	Limit (dBμV/m)	Detector
1		2476.239	77.66	32.39	110.04	N/A	N/A	Peak
2		2478.282	62.02	32.38	94.40	N/A	N/A	Peak
3		2483.500	30.66	32.38	63.04	-10.96	74.00	Peak
4	*	2483.547	32.09	32.38	64.48	-9.52	74.00	Peak

Notes:

1. " *", means this data is the worst emission level.
2. C.F (dB/m) = Antenna Factor (dB/m) + Cable Loss (dB).
3. Measurement (dBμV/m) = Reading (dBμV) + C.F (dB/m).

Site	WZ-AC2	Test Date	2024-07-05
Test Engineer	Bob Zhang	Temp./Humidity	25.5°C/56.8%
Factor	BBHA 9120D_1457_1-18GHz	Polarity	Vertical
EUT	ACCESS POINT	Test Voltage	120V/60Hz
Test Mode	Transmit by Ant 14 2476MHz Ant 7 2478MHz		

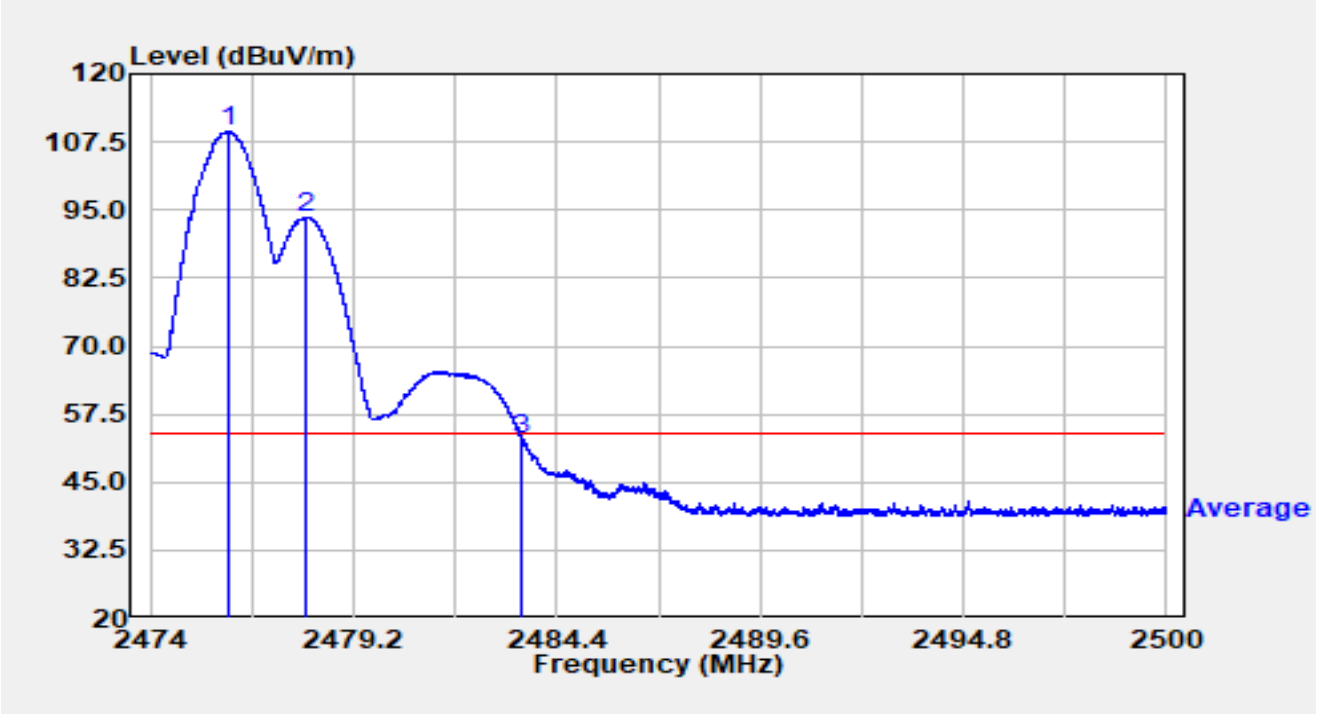

No	Mark	Frequency (MHz)	Reading (dBµV)	C.F (dB/m)	Measurement (dBµV/m)	Margin (dB)	Limit (dBµV/m)	Detector
1		2475.984	77.06	32.39	109.45	N/A	N/A	Average
2		2477.996	61.29	32.38	93.68	N/A	N/A	Average
3	*	2483.500	20.52	32.38	52.90	-1.10	54.00	Average

Notes:

1. " *", means this data is the worst emission level.
2. C.F (dB/m) = Antenna Factor (dB/m) + Cable Loss (dB).
3. Measurement (dBµV/m) = Reading (dBµV) + C.F (dB/m).

Site	WZ-AC2	Test Date	2024-07-05
Test Engineer	Bob Zhang	Temp./Humidity	25.5°C/56.8%
Factor	BBHA 9120D_1457_1-18GHz	Polarity	Horizontal
EUT	ACCESS POINT	Test Voltage	120V/60Hz
Test Mode	Transmit by Ant 14 2476MHz Ant 7 2480MHz		

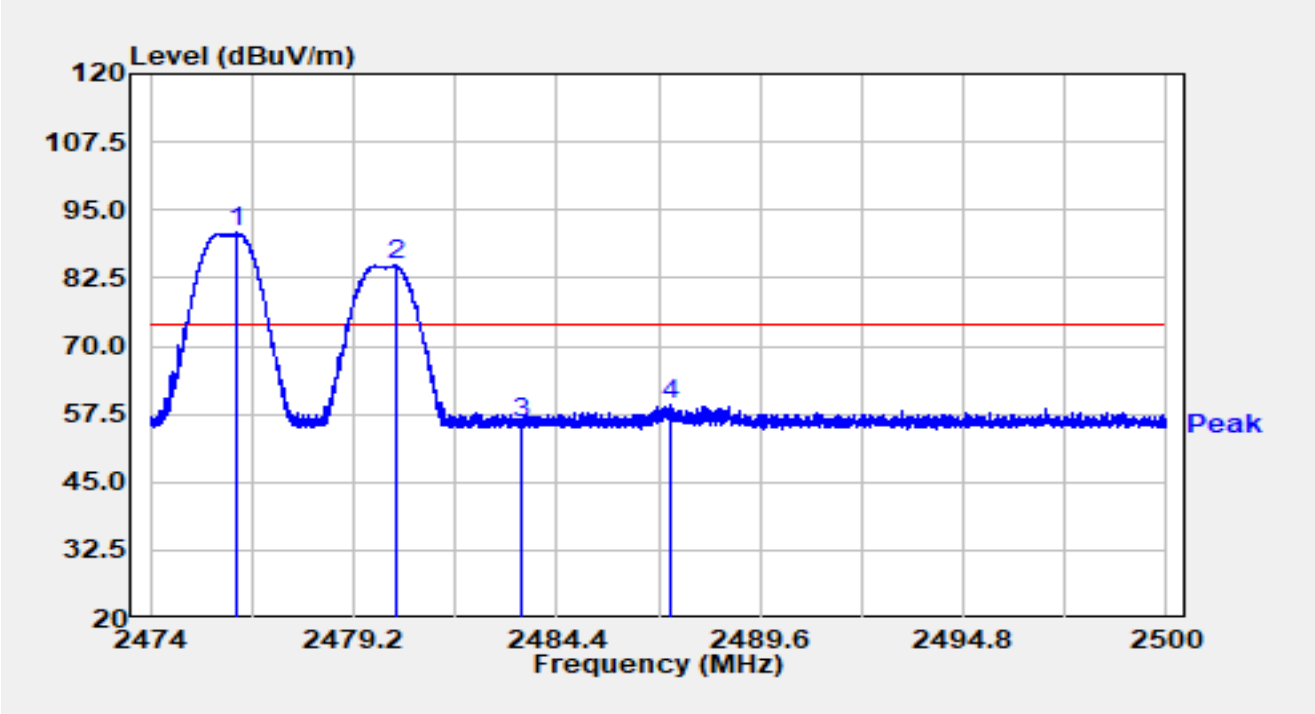

No	Mark	Frequency (MHz)	Reading (dBµV)	C.F (dB/m)	Measurement (dBµV/m)	Margin (dB)	Limit (dBµV/m)	Detector
1		2476.228	58.37	32.39	90.76	N/A	N/A	Peak
2		2480.271	52.50	32.38	84.88	N/A	N/A	Peak
3		2483.500	23.32	32.38	55.70	-18.30	74.00	Peak
4	*	2487.299	26.98	32.38	59.36	-14.64	74.00	Peak

Notes:

1. " *", means this data is the worst emission level.

2. C.F (dB/m) = Antenna Factor (dB/m) + Cable Loss (dB).

3. Measurement (dBµV/m) = Reading (dBµV) + C.F (dB/m).

Site	WZ-AC2	Test Date	2024-07-05
Test Engineer	Bob Zhang	Temp./Humidity	25.5°C/56.8%
Factor	BBHA 9120D_1457_1-18GHz	Polarity	Horizontal
EUT	ACCESS POINT	Test Voltage	120V/60Hz
Test Mode	Transmit by Ant 14 2476MHz Ant 7 2480MHz		

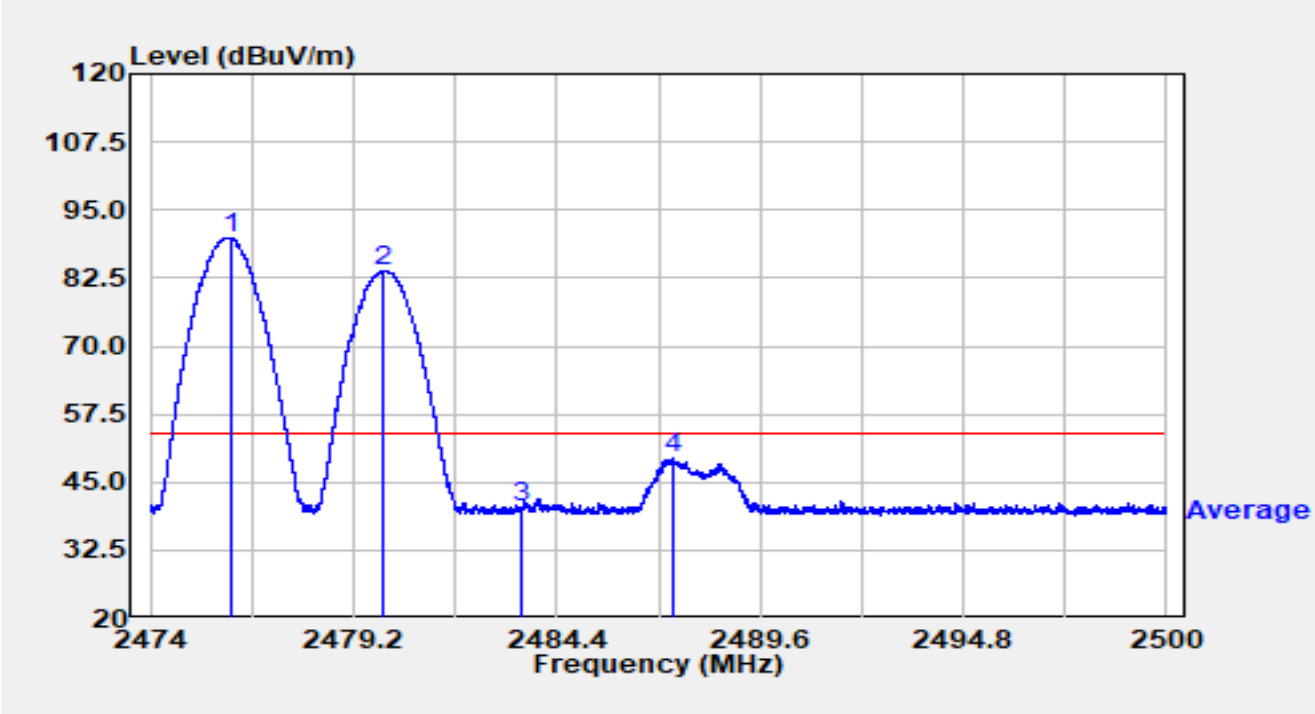

No	Mark	Frequency (MHz)	Reading (dBµV)	C.F (dB/m)	Measurement (dBµV/m)	Margin (dB)	Limit (dBµV/m)	Detector
1		2476.041	57.53	32.39	89.92	N/A	N/A	Average
2		2479.957	51.51	32.38	83.89	N/A	N/A	Average
3		2483.500	7.89	32.38	40.27	-13.73	54.00	Average
4	*	2487.346	16.91	32.38	49.29	-4.71	54.00	Average

Notes:

1. " *", means this data is the worst emission level.
2. C.F (dB/m) = Antenna Factor (dB/m) + Cable Loss (dB).
3. Measurement (dBµV/m) = Reading (dBµV) + C.F (dB/m).

Site	WZ-AC2	Test Date	2024-07-05
Test Engineer	Bob Zhang	Temp./Humidity	25.5°C/56.8%
Factor	BBHA 9120D_1457_1-18GHz	Polarity	Vertical
EUT	ACCESS POINT	Test Voltage	120V/60Hz
Test Mode	Transmit by Ant 14 2476MHz Ant 7 2480MHz		

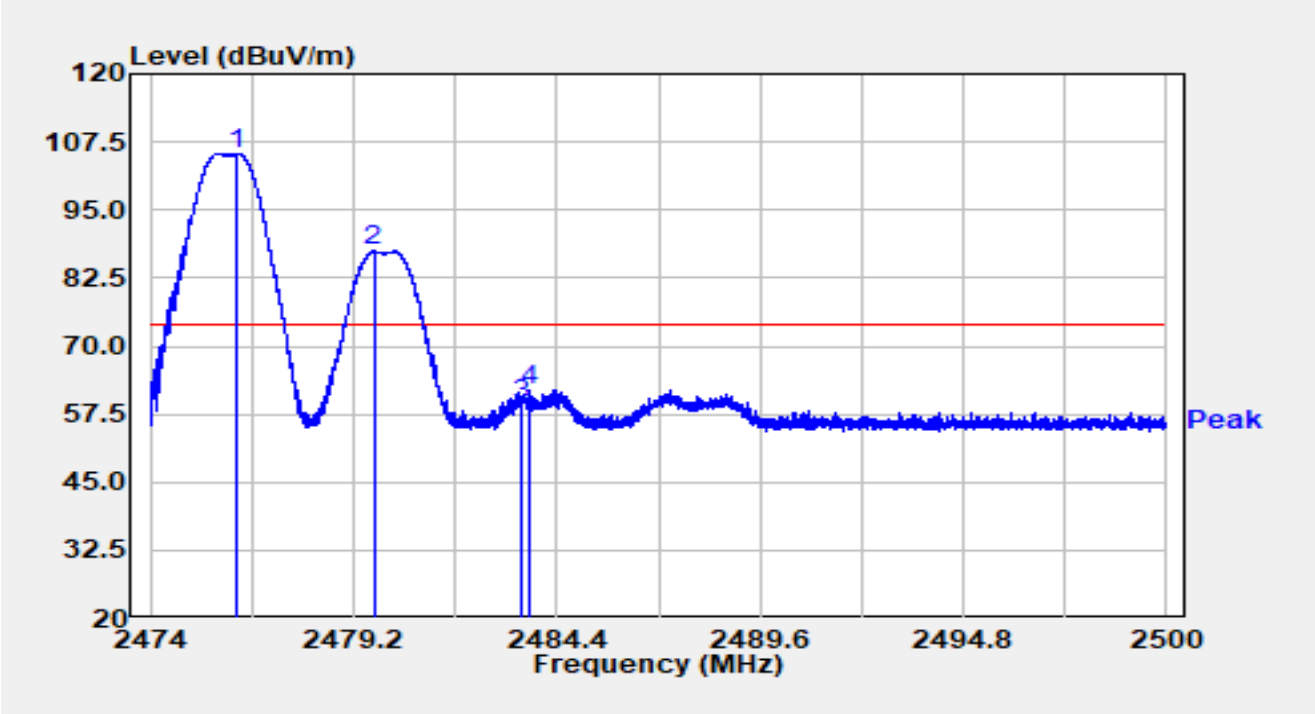

No	Mark	Frequency (MHz)	Reading (dBμV)	C.F (dB/m)	Measurement (dBμV/m)	Margin (dB)	Limit (dBμV/m)	Detector
1		2476.210	73.05	32.39	105.43	N/A	N/A	Peak
2		2479.712	55.12	32.38	87.51	N/A	N/A	Peak
3		2483.500	26.97	32.38	59.35	-14.65	74.00	Peak
4	*	2483.695	29.55	32.38	61.94	-12.06	74.00	Peak

Notes:

1. " *", means this data is the worst emission level.
2. C.F (dB/m) = Antenna Factor (dB/m) + Cable Loss (dB).
3. Measurement (dBμV/m) = Reading (dBμV) + C.F (dB/m).

Site	WZ-AC2	Test Date	2024-07-05
Test Engineer	Bob Zhang	Temp./Humidity	25.5°C/56.8%
Factor	BBHA 9120D_1457_1-18GHz	Polarity	Vertical
EUT	ACCESS POINT	Test Voltage	120V/60Hz
Test Mode	Transmit by Ant 14 2476MHz Ant 7 2480MHz		

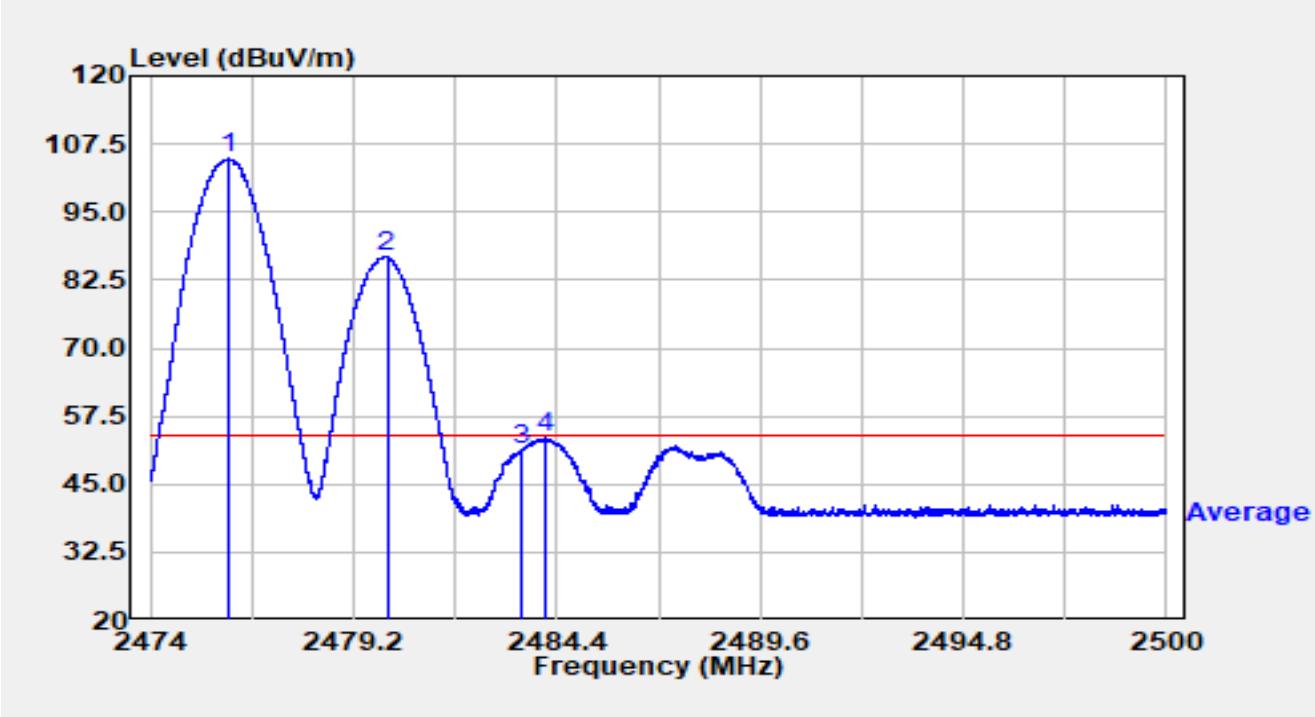

No	Mark	Frequency (MHz)	Reading (dBμV)	C.F (dB/m)	Measurement (dBμV/m)	Margin (dB)	Limit (dBμV/m)	Detector
1		2475.992	72.34	32.39	104.73	N/A	N/A	Average
2		2480.053	54.37	32.38	86.76	N/A	N/A	Average
3		2483.500	19.01	32.38	51.39	-2.61	54.00	Average
4	*	2484.085	21.03	32.38	53.42	-0.58	54.00	Average

Notes:

1. " *", means this data is the worst emission level.

2. C.F (dB/m) = Antenna Factor (dB/m) + Cable Loss (dB).

3. Measurement (dBμV/m) = Reading (dBμV) + C.F (dB/m).

Site	WZ-AC2	Test Date	2024-07-05
Test Engineer	Bob Zhang	Temp./Humidity	25.5°C/56.8%
Factor	BBHA 9120D_1457_1-18GHz	Polarity	Horizontal
EUT	ACCESS POINT	Test Voltage	120V/60Hz
Test Mode	Transmit by Ant 14 2478MHz Ant 7 2468MHz		

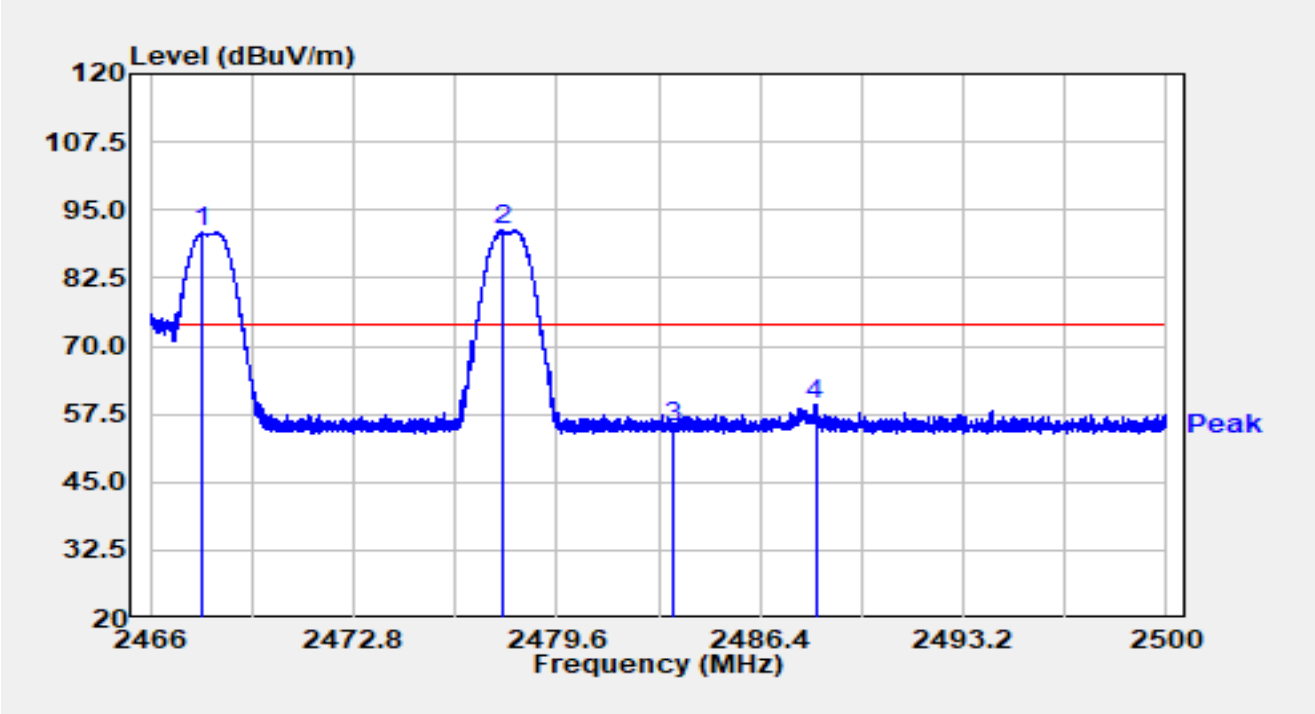

No	Mark	Frequency (MHz)	Reading (dBµV)	C.F (dB/m)	Measurement (dBµV/m)	Margin (dB)	Limit (dBµV/m)	Detector
1		2467.724	58.49	32.37	90.86	N/A	N/A	Peak
2		2477.757	58.84	32.39	91.23	N/A	N/A	Peak
3		2483.500	22.65	32.38	55.03	-18.97	74.00	Peak
4	*	2488.256	26.99	32.38	59.37	-14.63	74.00	Peak

Notes:

1. " *", means this data is the worst emission level.

2. C.F (dB/m) = Antenna Factor (dB/m) + Cable Loss (dB).

3. Measurement (dBµV/m) = Reading (dBµV) + C.F (dB/m).

Site	WZ-AC2	Test Date	2024-07-05
Test Engineer	Bob Zhang	Temp./Humidity	25.5°C/56.8%
Factor	BBHA 9120D_1457_1-18GHz	Polarity	Horizontal
EUT	ACCESS POINT	Test Voltage	120V/60Hz
Test Mode	Transmit by Ant 14 2478MHz Ant 7 2468MHz		

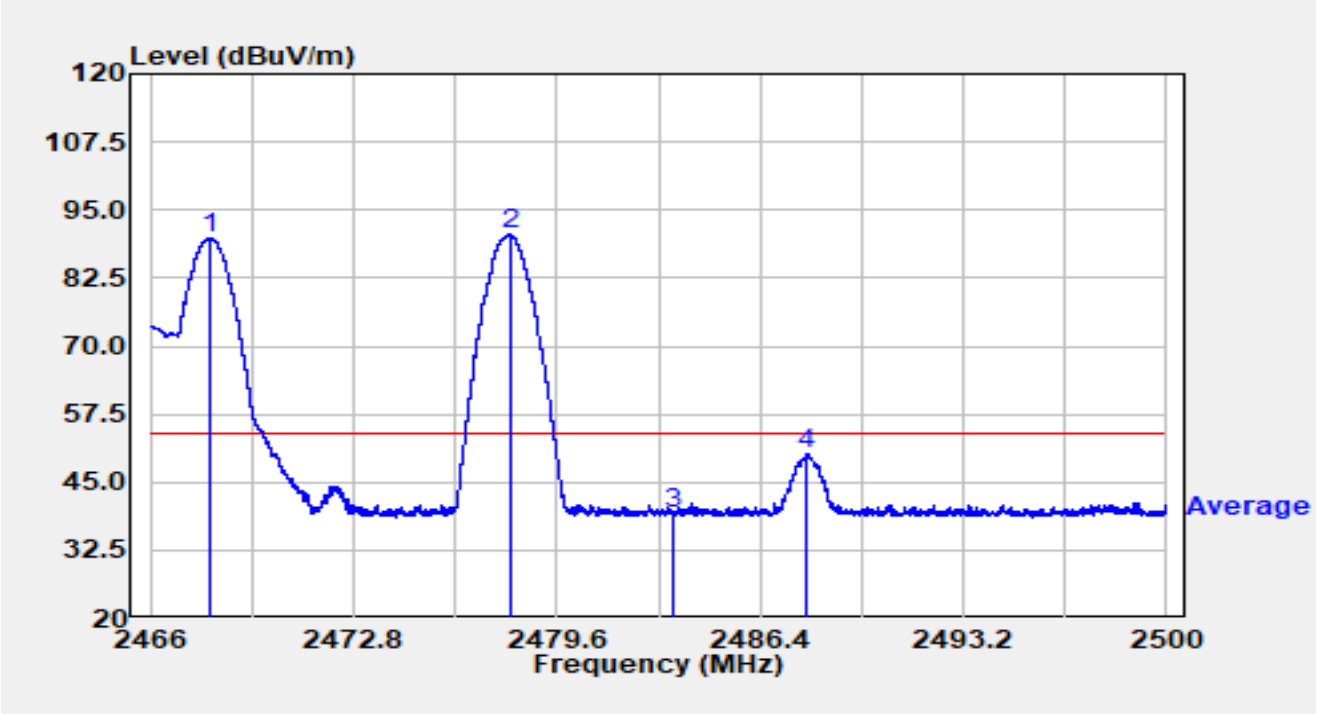

No	Mark	Frequency (MHz)	Reading (dBµV)	C.F (dB/m)	Measurement (dBµV/m)	Margin (dB)	Limit (dBµV/m)	Detector
1		2468.033	57.52	32.37	89.90	N/A	N/A	Average
2		2478.039	58.07	32.38	90.46	N/A	N/A	Average
3		2483.500	6.83	32.38	39.21	-14.79	54.00	Average
4	*	2487.954	17.81	32.38	50.19	-3.81	54.00	Average

Notes:

1. " *", means this data is the worst emission level.
2. C.F (dB/m) = Antenna Factor (dB/m) + Cable Loss (dB).
3. Measurement (dBµV/m) = Reading (dBµV) + C.F (dB/m).

Site	WZ-AC2	Test Date	2024-07-05
Test Engineer	Bob Zhang	Temp./Humidity	25.5°C/56.8%
Factor	BBHA 9120D_1457_1-18GHz	Polarity	Vertical
EUT	ACCESS POINT	Test Voltage	120V/60Hz
Test Mode	Transmit by Ant 14 2478MHz Ant 7 2468MHz		

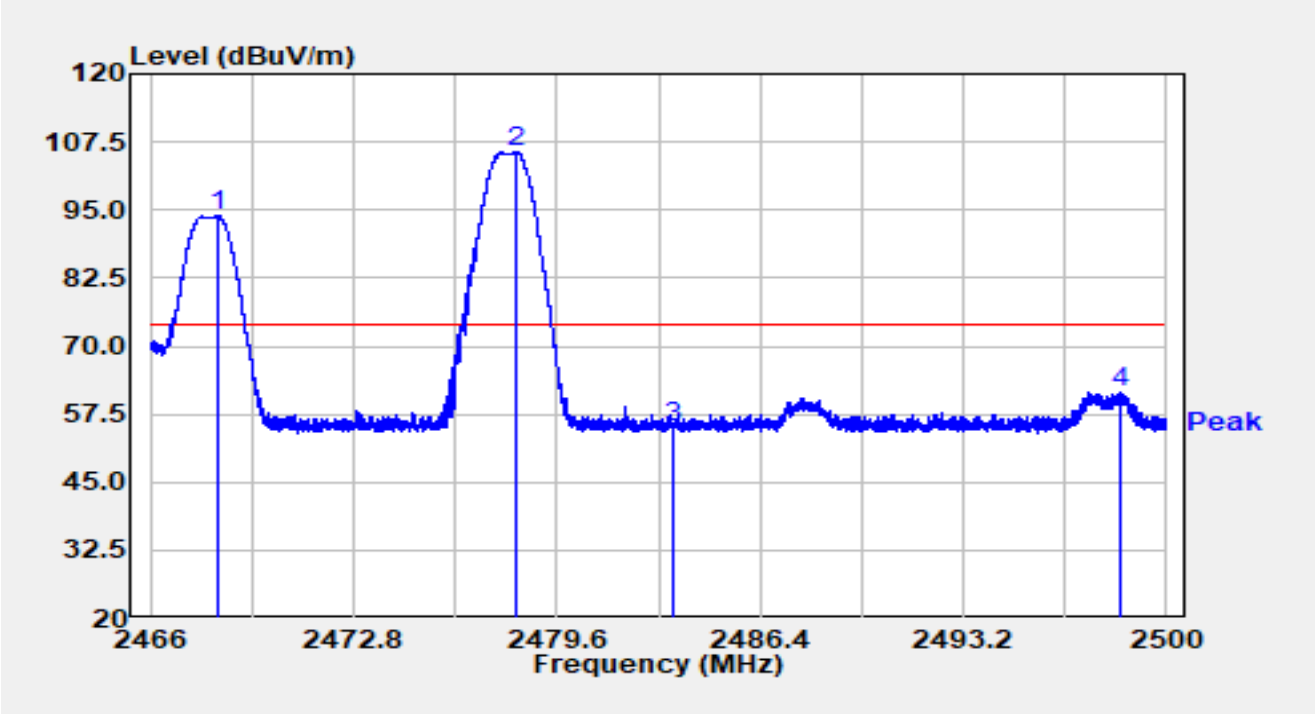

No	Mark	Frequency (MHz)	Reading (dBμV)	C.F (dB/m)	Measurement (dBμV/m)	Margin (dB)	Limit (dBμV/m)	Detector
1		2468.292	61.48	32.38	93.85	N/A	N/A	Peak
2		2478.237	73.20	32.38	105.59	N/A	N/A	Peak
3		2483.500	22.86	32.38	55.25	-18.75	74.00	Peak
4	*	2498.416	29.22	32.40	61.62	-12.38	74.00	Peak

Notes:

1. " *", means this data is the worst emission level.

2. C.F (dB/m) = Antenna Factor (dB/m) + Cable Loss (dB).

3. Measurement (dBμV/m) = Reading (dBμV) + C.F (dB/m).

Site	WZ-AC2	Test Date	2024-07-05
Test Engineer	Bob Zhang	Temp./Humidity	25.5°C/56.8%
Factor	BBHA 9120D_1457_1-18GHz	Polarity	Vertical
EUT	ACCESS POINT	Test Voltage	120V/60Hz
Test Mode	Transmit by Ant 14 2478MHz Ant 7 2468MHz		

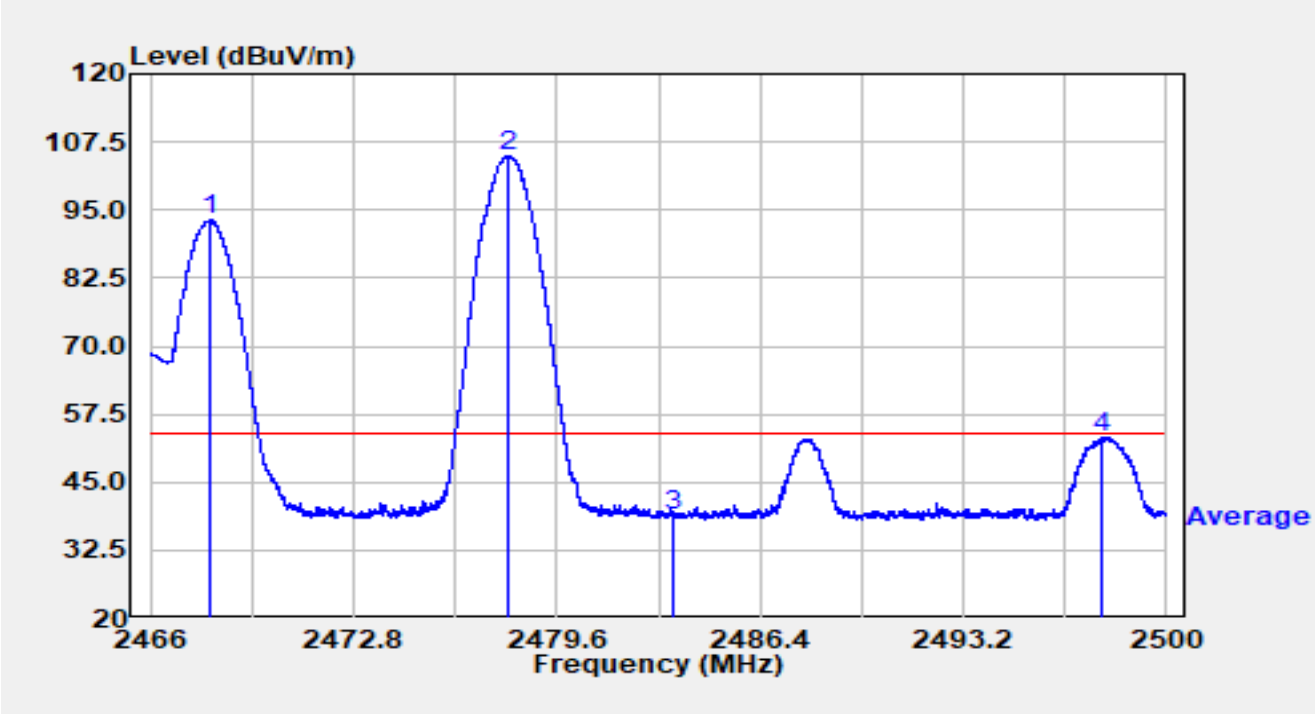

No	Mark	Frequency (MHz)	Reading (dBμV)	C.F (dB/m)	Measurement (dBμV/m)	Margin (dB)	Limit (dBμV/m)	Detector
1		2468.033	60.76	32.37	93.14	N/A	N/A	Average
2		2477.995	72.53	32.38	104.92	N/A	N/A	Average
3		2483.500	6.34	32.38	38.72	-15.28	54.00	Average
4	*	2497.872	20.83	32.40	53.22	-0.78	54.00	Average

Notes:

1. " *", means this data is the worst emission level.

2. C.F (dB/m) = Antenna Factor (dB/m) + Cable Loss (dB).

3. Measurement (dBμV/m) = Reading (dBμV) + C.F (dB/m).

Site	WZ-AC2	Test Date	2024-07-05
Test Engineer	Bob Zhang	Temp./Humidity	25.5°C/56.8%
Factor	BBHA 9120D_1457_1-18GHz	Polarity	Horizontal
EUT	ACCESS POINT	Test Voltage	120V/60Hz
Test Mode	Transmit by Ant 14 2478MHz Ant 7 2470MHz		

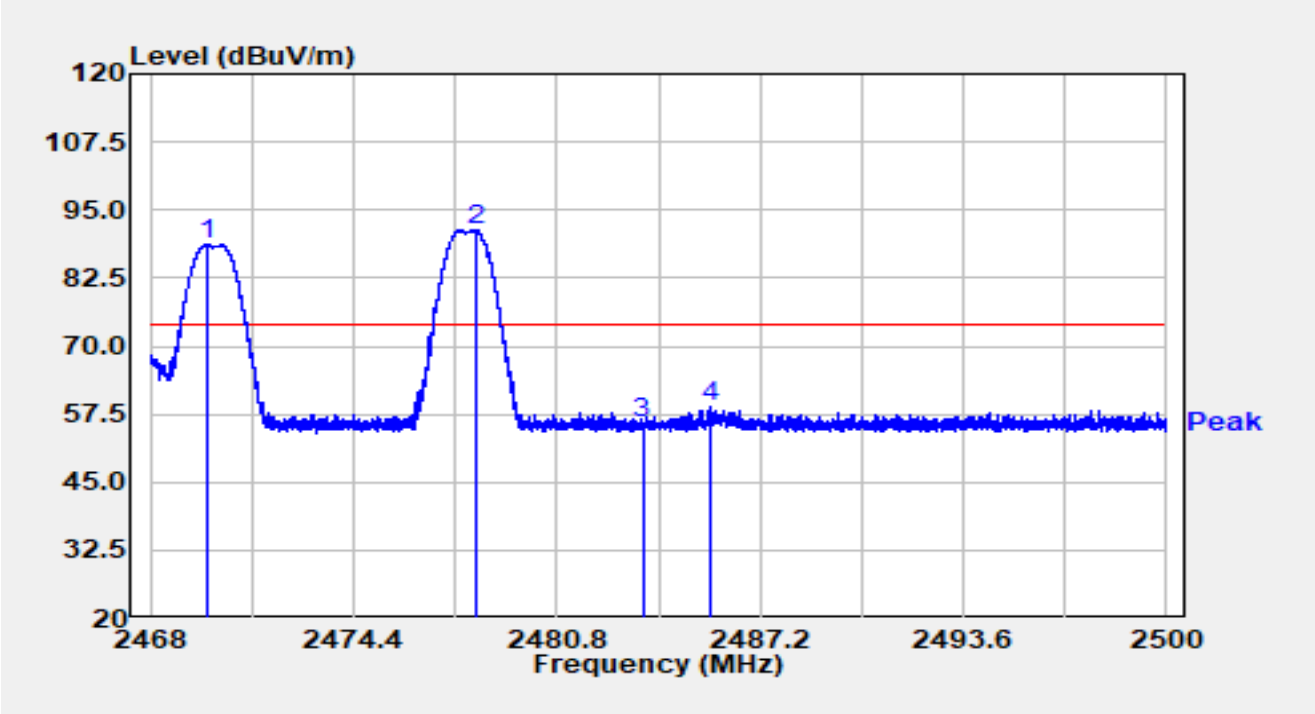

No	Mark	Frequency (MHz)	Reading (dBµV)	C.F (dB/m)	Measurement (dBµV/m)	Margin (dB)	Limit (dBµV/m)	Detector
1		2469.760	56.29	32.38	88.67	N/A	N/A	Peak
2		2478.253	59.00	32.38	91.39	N/A	N/A	Peak
3		2483.500	23.45	32.38	55.83	-18.17	74.00	Peak
4	*	2485.600	26.66	32.38	59.04	-14.96	74.00	Peak

Notes:

1. " *", means this data is the worst emission level.

2. C.F (dB/m) = Antenna Factor (dB/m) + Cable Loss (dB).

3. Measurement (dBµV/m) = Reading (dBµV) + C.F (dB/m).

Site	WZ-AC2	Test Date	2024-07-05
Test Engineer	Bob Zhang	Temp./Humidity	25.5°C/56.8%
Factor	BBHA 9120D_1457_1-18GHz	Polarity	Horizontal
EUT	ACCESS POINT	Test Voltage	120V/60Hz
Test Mode	Transmit by Ant 14 2478MHz Ant 7 2470MHz		

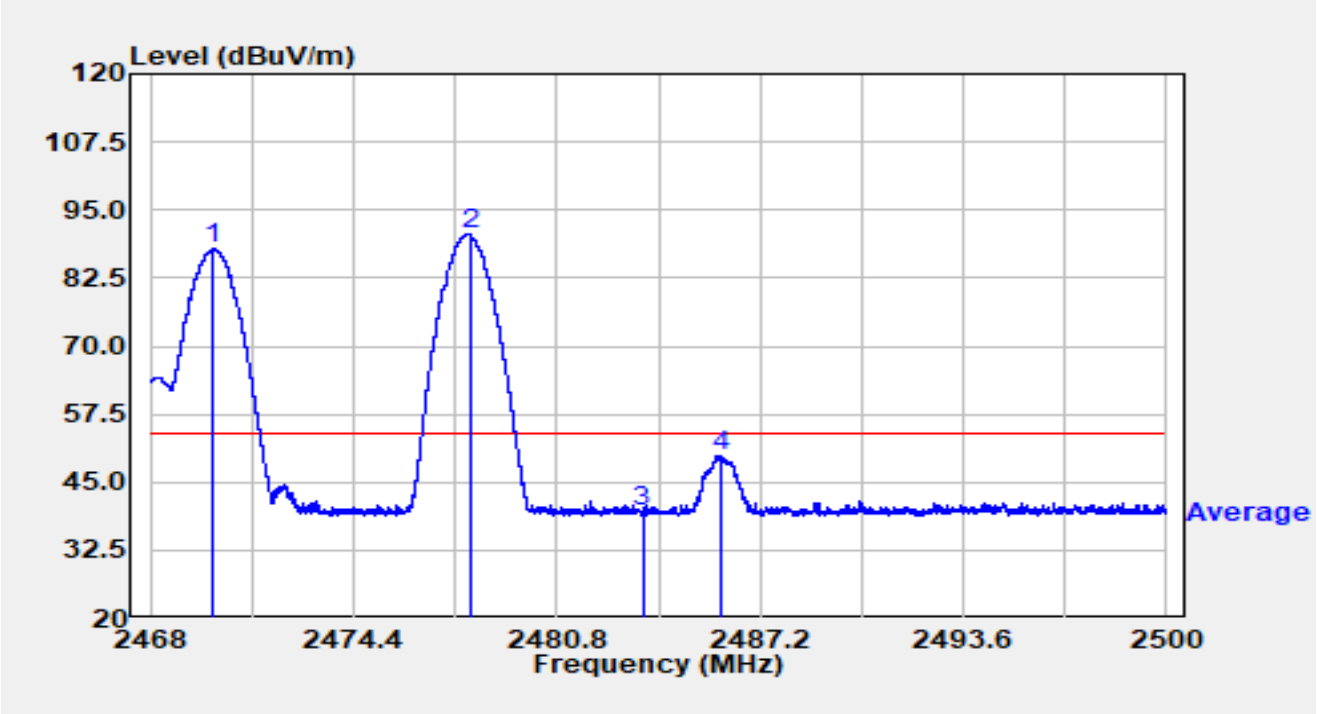

No	Mark	Frequency (MHz)	Reading (dBμV)	C.F (dB/m)	Measurement (dBμV/m)	Margin (dB)	Limit (dBμV/m)	Detector
1		2469.978	55.46	32.38	87.84	N/A	N/A	Average
2		2478.073	58.25	32.38	90.63	N/A	N/A	Average
3		2483.500	7.07	32.38	39.45	-14.55	54.00	Average
4	*	2485.997	17.43	32.38	49.82	-4.18	54.00	Average

Notes:

1. " *", means this data is the worst emission level.
2. C.F (dB/m) = Antenna Factor (dB/m) + Cable Loss (dB).
3. Measurement (dBμV/m) = Reading (dBμV) + C.F (dB/m).

Site	WZ-AC2	Test Date	2024-07-05
Test Engineer	Bob Zhang	Temp./Humidity	25.5°C/56.8%
Factor	BBHA 9120D_1457_1-18GHz	Polarity	Vertical
EUT	ACCESS POINT	Test Voltage	120V/60Hz
Test Mode	Transmit by Ant 14 2478MHz Ant 7 2470MHz		

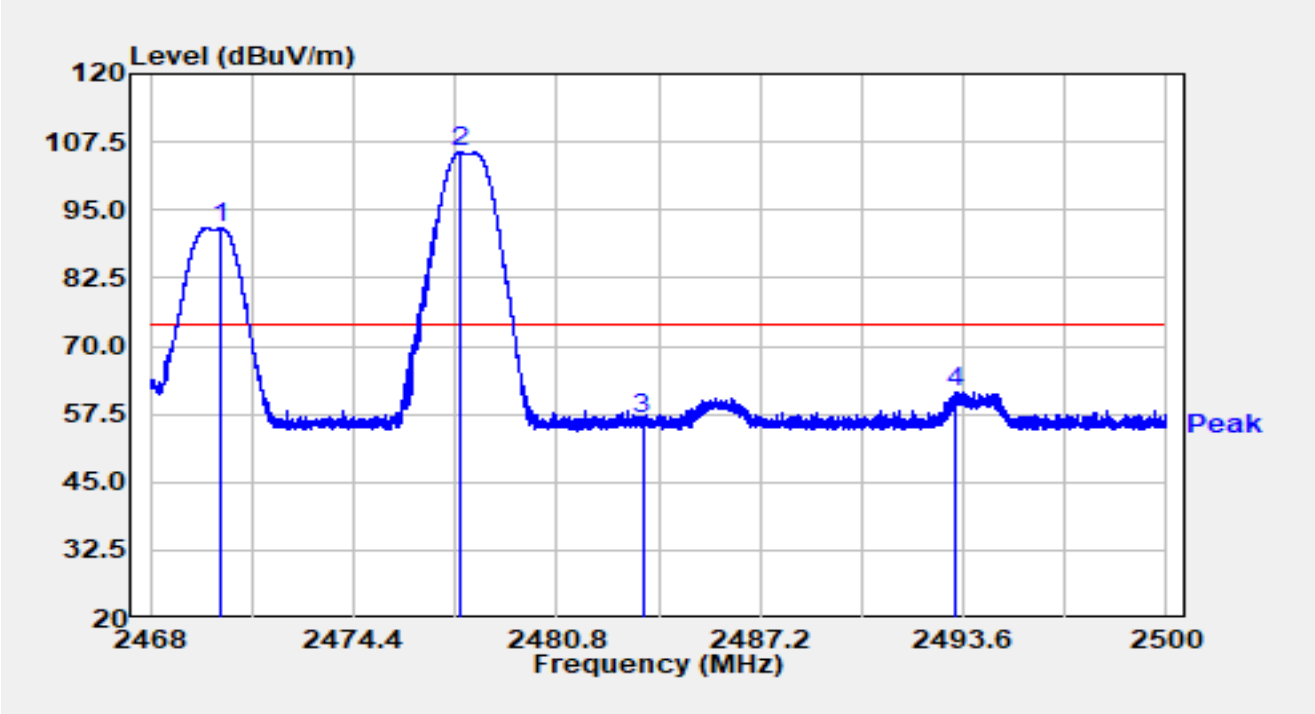

No	Mark	Frequency (MHz)	Reading (dBμV)	C.F (dB/m)	Measurement (dBμV/m)	Margin (dB)	Limit (dBμV/m)	Detector
1		2470.230	59.34	32.38	91.72	N/A	N/A	Peak
2		2477.744	73.19	32.39	105.58	N/A	N/A	Peak
3		2483.500	24.40	32.38	56.78	-17.22	74.00	Peak
4	*	2493.385	29.16	32.38	61.55	-12.45	74.00	Peak

Notes:

1. " *", means this data is the worst emission level.

2. C.F (dB/m) = Antenna Factor (dB/m) + Cable Loss (dB).

3. Measurement (dBμV/m) = Reading (dBμV) + C.F (dB/m).

Site	WZ-AC2	Test Date	2024-07-05
Test Engineer	Bob Zhang	Temp./Humidity	25.5°C/56.8%
Factor	BBHA 9120D_1457_1-18GHz	Polarity	Vertical
EUT	ACCESS POINT	Test Voltage	120V/60Hz
Test Mode	Transmit by Ant 14 2478MHz Ant 7 2470MHz		

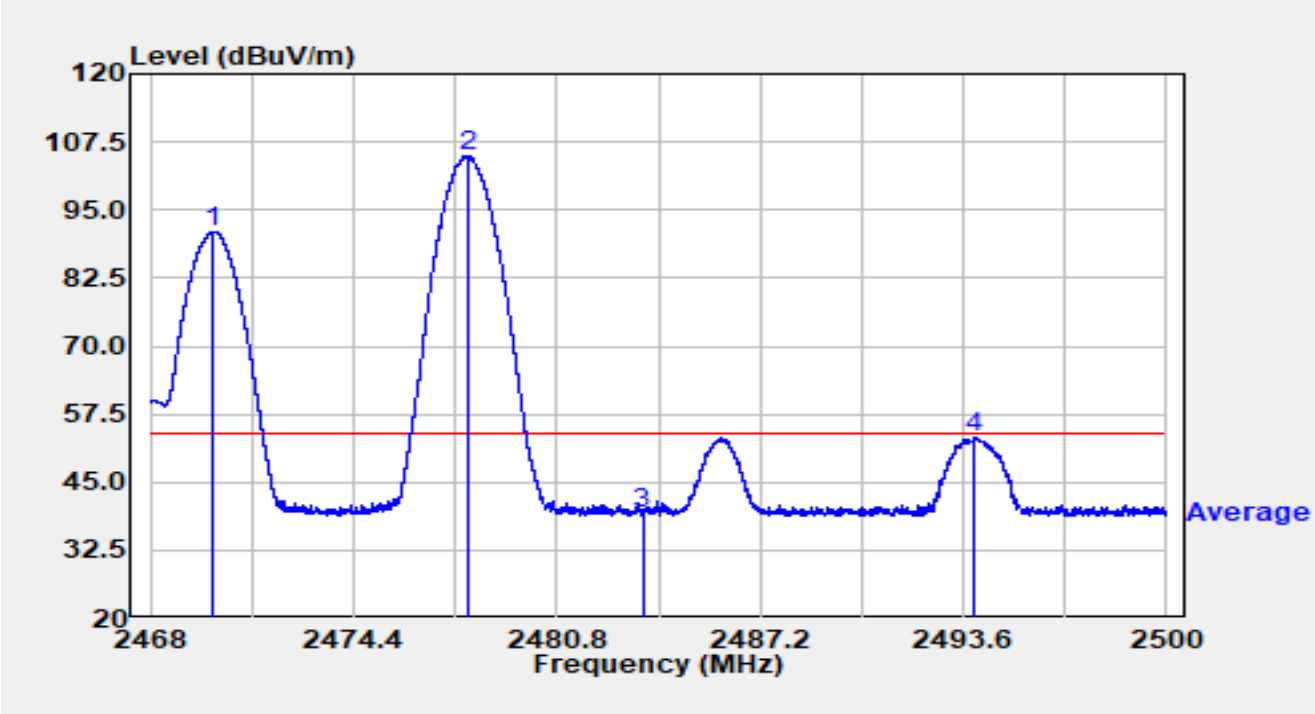

No	Mark	Frequency (MHz)	Reading (dBμV)	C.F (dB/m)	Measurement (dBμV/m)	Margin (dB)	Limit (dBμV/m)	Detector
1		2469.997	58.63	32.38	91.01	N/A	N/A	Average
2		2477.974	72.57	32.38	104.95	N/A	N/A	Average
3		2483.500	6.84	32.38	39.23	-14.77	54.00	Average
4	*	2493.955	20.88	32.38	53.27	-0.73	54.00	Average

Notes:

1. " *", means this data is the worst emission level.

2. C.F (dB/m) = Antenna Factor (dB/m) + Cable Loss (dB).

3. Measurement (dBμV/m) = Reading (dBμV) + C.F (dB/m).

Site	WZ-AC2	Test Date	2024-07-05
Test Engineer	Bob Zhang	Temp./Humidity	25.5°C/56.8%
Factor	BBHA 9120D_1457_1-18GHz	Polarity	Horizontal
EUT	ACCESS POINT	Test Voltage	120V/60Hz
Test Mode	Transmit by Ant 14 2478MHz Ant 7 2472MHz		

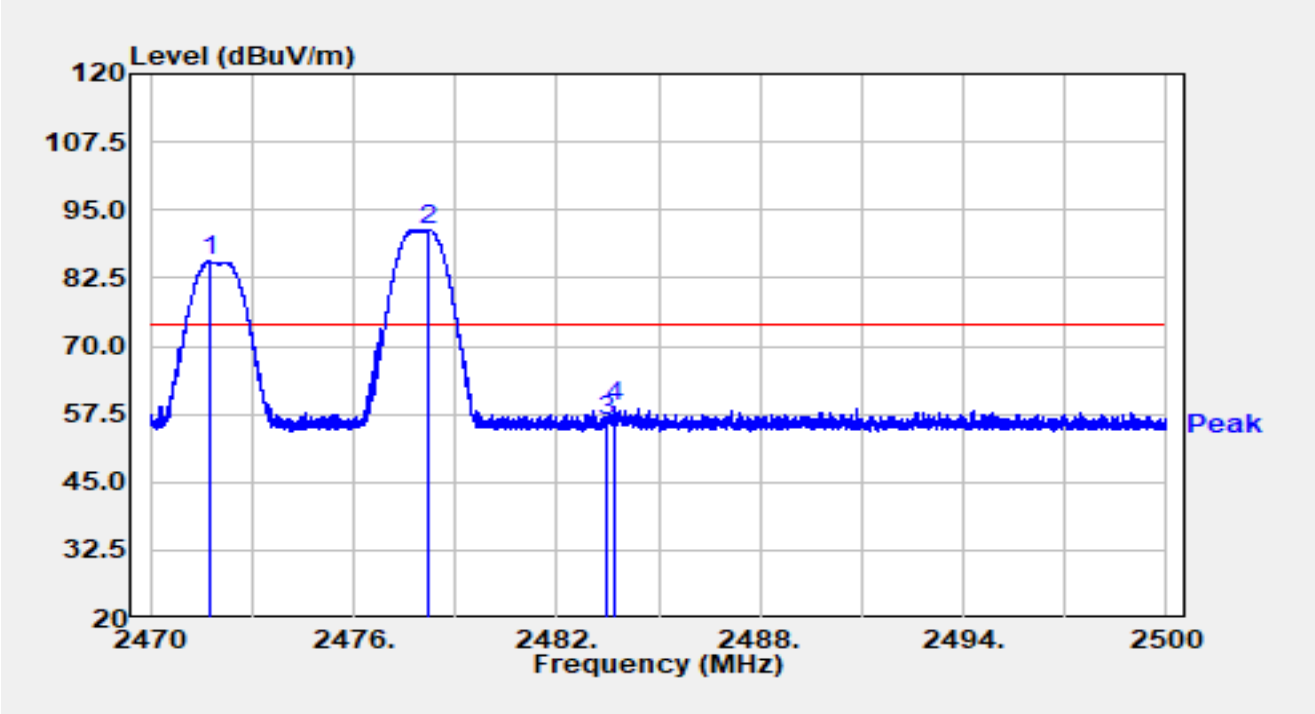

No	Mark	Frequency (MHz)	Reading (dBμV)	C.F (dB/m)	Measurement (dBμV/m)	Margin (dB)	Limit (dBμV/m)	Detector
1		2471.737	53.15	32.38	85.53	N/A	N/A	Peak
2		2478.229	59.05	32.38	91.43	N/A	N/A	Peak
3		2483.500	23.68	32.38	56.06	-17.94	74.00	Peak
4	*	2483.713	26.62	32.38	59.00	-15.00	74.00	Peak

Notes:

1. " *", means this data is the worst emission level.

2. C.F (dB/m) = Antenna Factor (dB/m) + Cable Loss (dB).

3. Measurement (dBμV/m) = Reading (dBμV) + C.F (dB/m).

Site	WZ-AC2	Test Date	2024-07-05
Test Engineer	Bob Zhang	Temp./Humidity	25.5°C/56.8%
Factor	BBHA 9120D_1457_1-18GHz	Polarity	Horizontal
EUT	ACCESS POINT	Test Voltage	120V/60Hz
Test Mode	Transmit by Ant 14 2478MHz Ant 7 2472MHz		

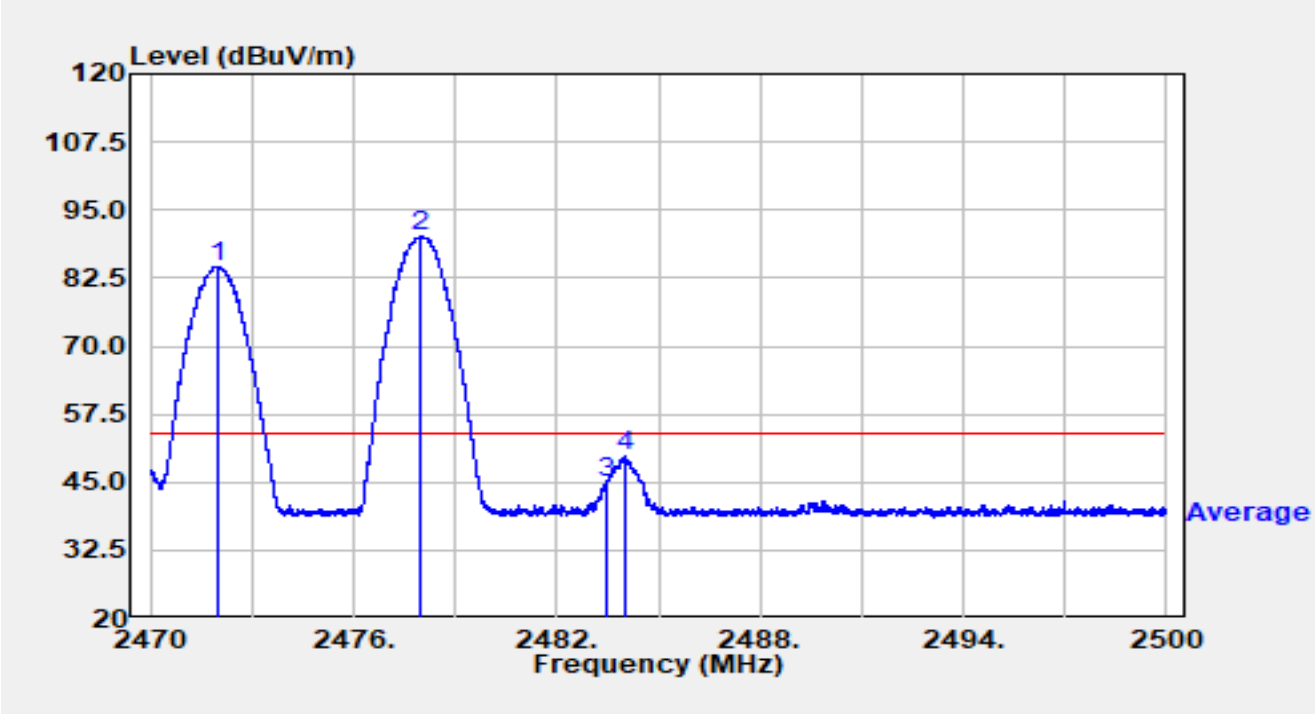

No	Mark	Frequency (MHz)	Reading (dBμV)	C.F (dB/m)	Measurement (dBμV/m)	Margin (dB)	Limit (dBμV/m)	Detector
1		2471.968	52.29	32.38	84.67	N/A	N/A	Average
2		2477.989	57.84	32.38	90.23	N/A	N/A	Average
3		2483.500	12.59	32.38	44.97	-9.03	54.00	Average
4	*	2483.989	17.26	32.38	49.64	-4.36	54.00	Average

Notes:

1. " *", means this data is the worst emission level.

2. C.F (dB/m) = Antenna Factor (dB/m) + Cable Loss (dB).

3. Measurement (dBμV/m) = Reading (dBμV) + C.F (dB/m).

Site	WZ-AC2	Test Date	2024-07-05
Test Engineer	Bob Zhang	Temp./Humidity	25.5°C/56.8%
Factor	BBHA 9120D_1457_1-18GHz	Polarity	Vertical
EUT	ACCESS POINT	Test Voltage	120V/60Hz
Test Mode	Transmit by Ant 14 2478MHz Ant 7 2472MHz		

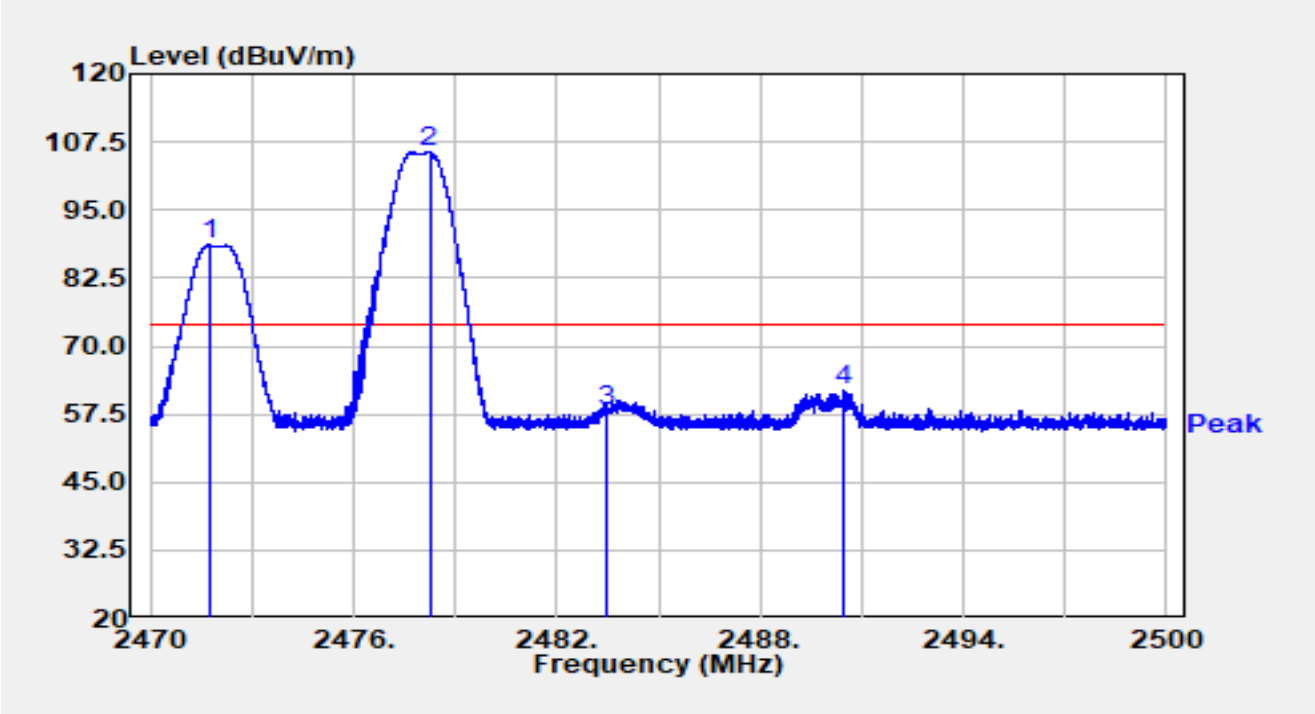

No	Mark	Frequency (MHz)	Reading (dBμV)	C.F (dB/m)	Measurement (dBμV/m)	Margin (dB)	Limit (dBμV/m)	Detector
1		2471.743	56.20	32.38	88.59	N/A	N/A	Peak
2		2478.244	73.21	32.38	105.60	N/A	N/A	Peak
3		2483.500	25.64	32.38	58.02	-15.98	74.00	Peak
4	*	2490.478	29.58	32.38	61.95	-12.05	74.00	Peak

Notes:

1. " *", means this data is the worst emission level.

2. C.F (dB/m) = Antenna Factor (dB/m) + Cable Loss (dB).

3. Measurement (dBμV/m) = Reading (dBμV) + C.F (dB/m).

Site	WZ-AC2	Test Date	2024-07-05
Test Engineer	Bob Zhang	Temp./Humidity	25.5°C/56.8%
Factor	BBHA 9120D_1457_1-18GHz	Polarity	Vertical
EUT	ACCESS POINT	Test Voltage	120V/60Hz
Test Mode	Transmit by Ant 14 2478MHz Ant 7 2472MHz		

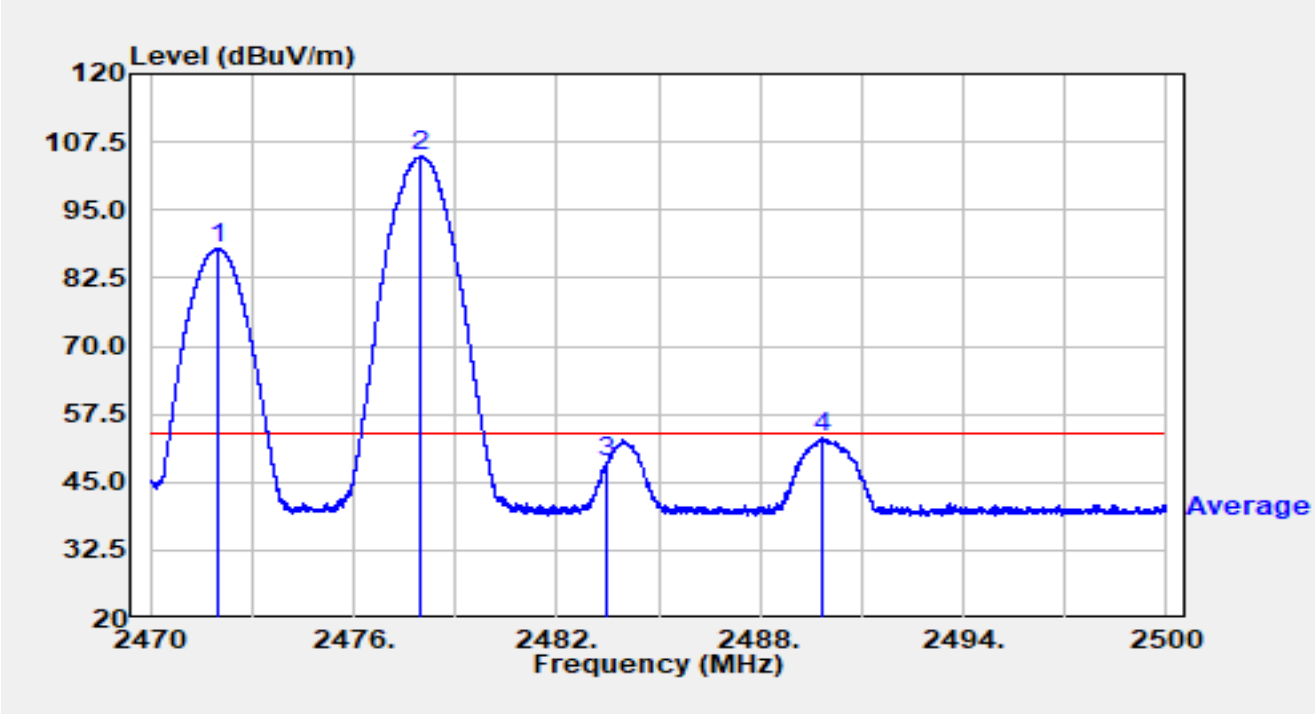

No	Mark	Frequency (MHz)	Reading (dBμV)	C.F (dB/m)	Measurement (dBμV/m)	Margin (dB)	Limit (dBμV/m)	Detector
1		2472.019	55.47	32.38	87.85	N/A	N/A	Average
2		2477.986	72.45	32.38	104.84	N/A	N/A	Average
3		2483.500	16.32	32.38	48.70	-5.30	54.00	Average
4	*	2489.815	20.78	32.38	53.16	-0.84	54.00	Average

Notes:

1. " *", means this data is the worst emission level.

2. C.F (dB/m) = Antenna Factor (dB/m) + Cable Loss (dB).

3. Measurement (dBμV/m) = Reading (dBμV) + C.F (dB/m).

Site	WZ-AC2	Test Date	2024-07-05
Test Engineer	Bob Zhang	Temp./Humidity	25.5°C/56.8%
Factor	BBHA 9120D_1457_1-18GHz	Polarity	Horizontal
EUT	ACCESS POINT	Test Voltage	120V/60Hz
Test Mode	Transmit by Ant 14 2478MHz Ant 7 2474MHz		

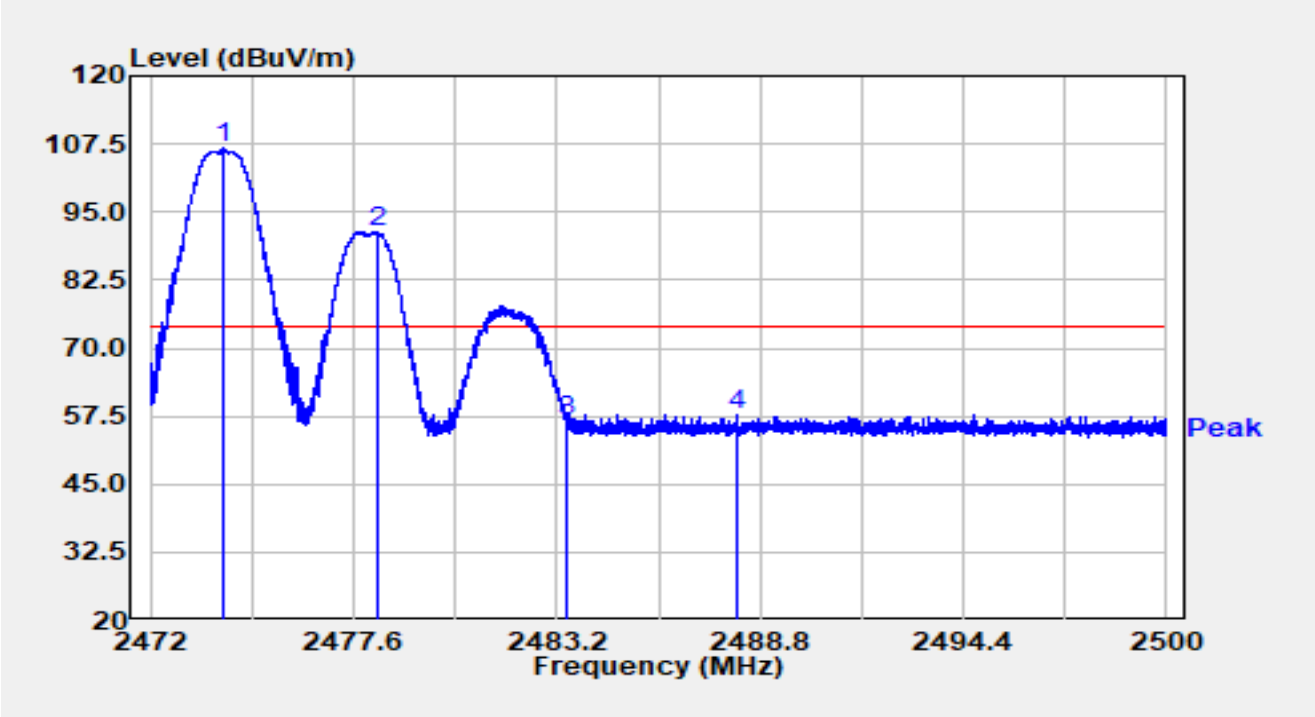

No	Mark	Frequency (MHz)	Reading (dBμV)	C.F (dB/m)	Measurement (dBμV/m)	Margin (dB)	Limit (dBμV/m)	Detector
1		2473.999	74.23	32.39	106.61	N/A	N/A	Peak
2		2478.255	58.99	32.38	91.38	N/A	N/A	Peak
3		2483.500	24.28	32.38	56.66	-17.34	74.00	Peak
4	*	2488.178	25.45	32.38	57.83	-16.17	74.00	Peak

Notes:

1. " *", means this data is the worst emission level.

2. C.F (dB/m) = Antenna Factor (dB/m) + Cable Loss (dB).

3. Measurement (dBμV/m) = Reading (dBμV) + C.F (dB/m).

Site	WZ-AC2	Test Date	2024-07-05
Test Engineer	Bob Zhang	Temp./Humidity	25.5°C/56.8%
Factor	BBHA 9120D_1457_1-18GHz	Polarity	Horizontal
EUT	ACCESS POINT	Test Voltage	120V/60Hz
Test Mode	Transmit by Ant 14 2478MHz Ant 7 2474MHz		

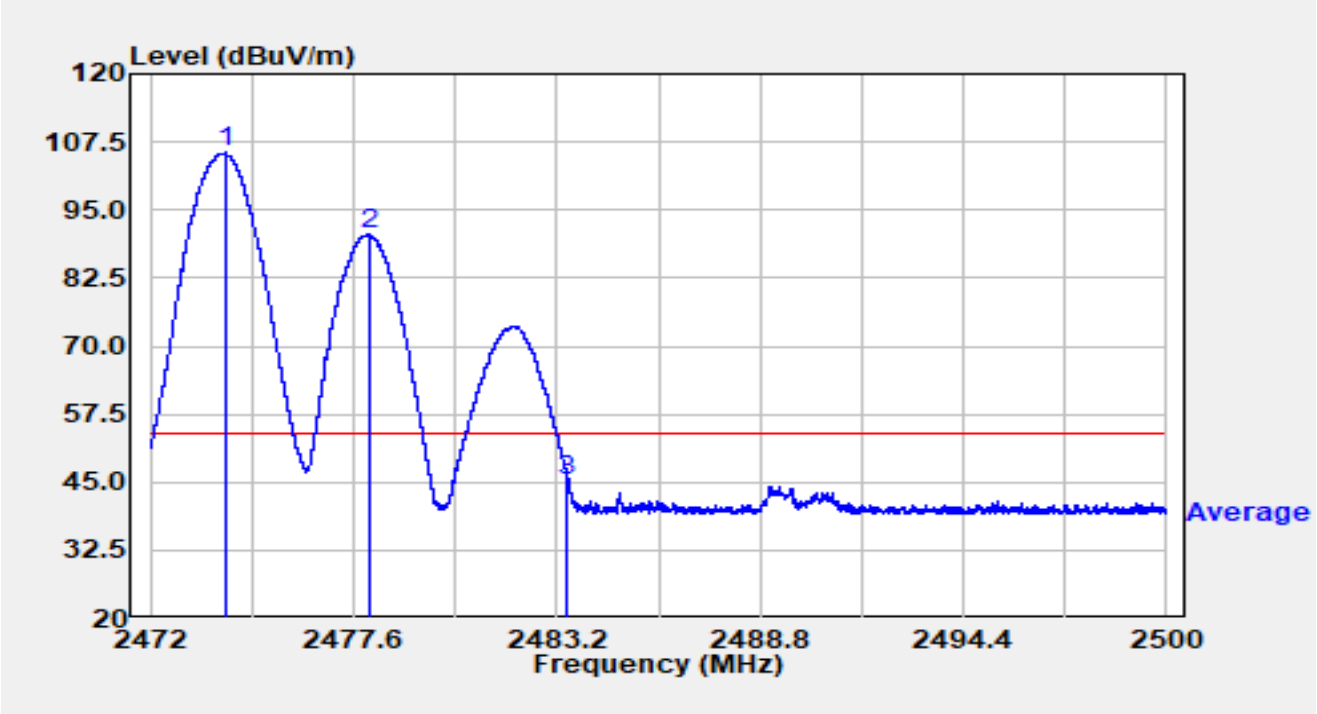

No	Mark	Frequency (MHz)	Reading (dBμV)	C.F (dB/m)	Measurement (dBμV/m)	Margin (dB)	Limit (dBμV/m)	Detector
1		2474.047	73.11	32.39	105.49	N/A	N/A	Average
2		2478.028	58.13	32.38	90.52	N/A	N/A	Average
3	*	2483.500	12.86	32.38	45.24	-8.76	54.00	Average

Notes:

1. " *", means this data is the worst emission level.
2. C.F (dB/m) = Antenna Factor (dB/m) + Cable Loss (dB).
3. Measurement (dBμV/m) = Reading (dBμV) + C.F (dB/m).

Site	WZ-AC2	Test Date	2024-07-05
Test Engineer	Bob Zhang	Temp./Humidity	25.5°C/56.8%
Factor	BBHA 9120D_1457_1-18GHz	Polarity	Vertical
EUT	ACCESS POINT	Test Voltage	120V/60Hz
Test Mode	Transmit by Ant 14 2478MHz Ant 7 2474MHz		

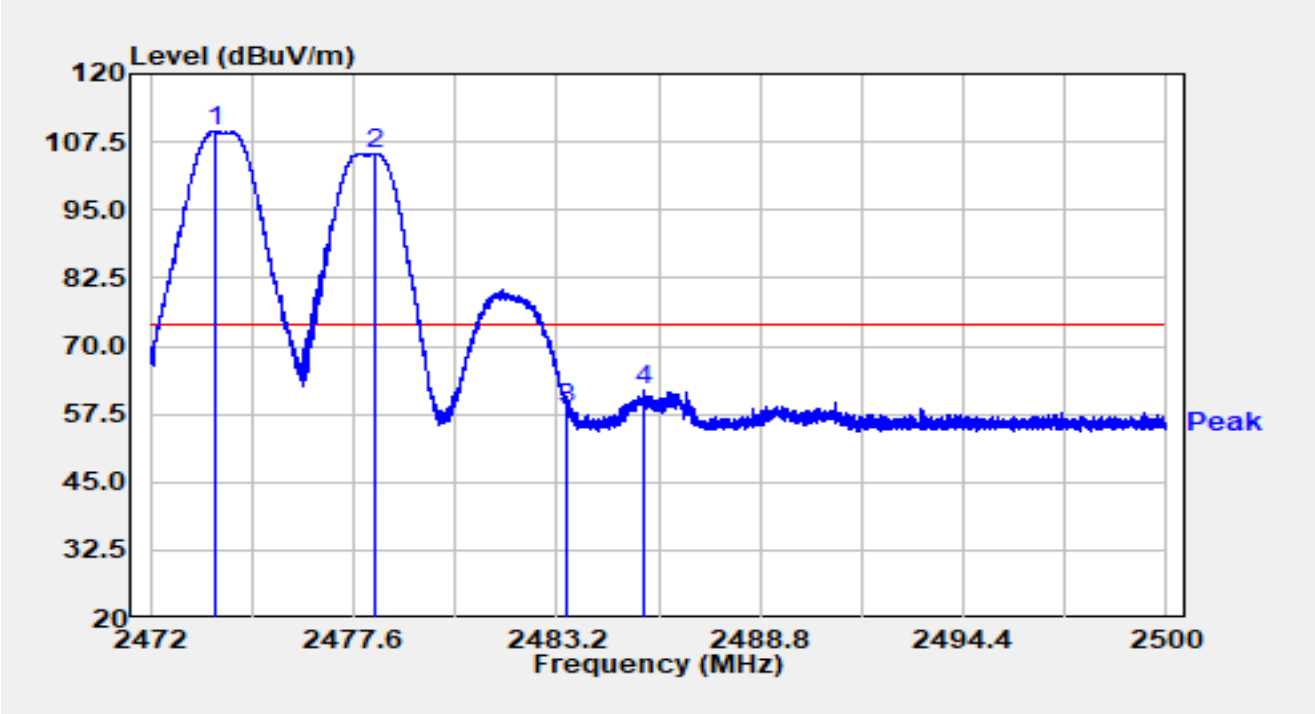

No	Mark	Frequency (MHz)	Reading (dBμV)	C.F (dB/m)	Measurement (dBμV/m)	Margin (dB)	Limit (dBμV/m)	Detector
1		2473.800	77.07	32.39	109.46	N/A	N/A	Peak
2		2478.202	73.08	32.38	105.47	N/A	N/A	Peak
3		2483.500	26.19	32.38	58.58	-15.42	74.00	Peak
4	*	2485.600	29.34	32.38	61.73	-12.27	74.00	Peak

Notes:

1. " *", means this data is the worst emission level.
2. C.F (dB/m) = Antenna Factor (dB/m) + Cable Loss (dB).
3. Measurement (dBμV/m) = Reading (dBμV) + C.F (dB/m).

Site	WZ-AC2	Test Date	2024-07-05
Test Engineer	Bob Zhang	Temp./Humidity	25.5°C/56.8%
Factor	BBHA 9120D_1457_1-18GHz	Polarity	Vertical
EUT	ACCESS POINT	Test Voltage	120V/60Hz
Test Mode	Transmit by Ant 14 2478MHz Ant 7 2474MHz		

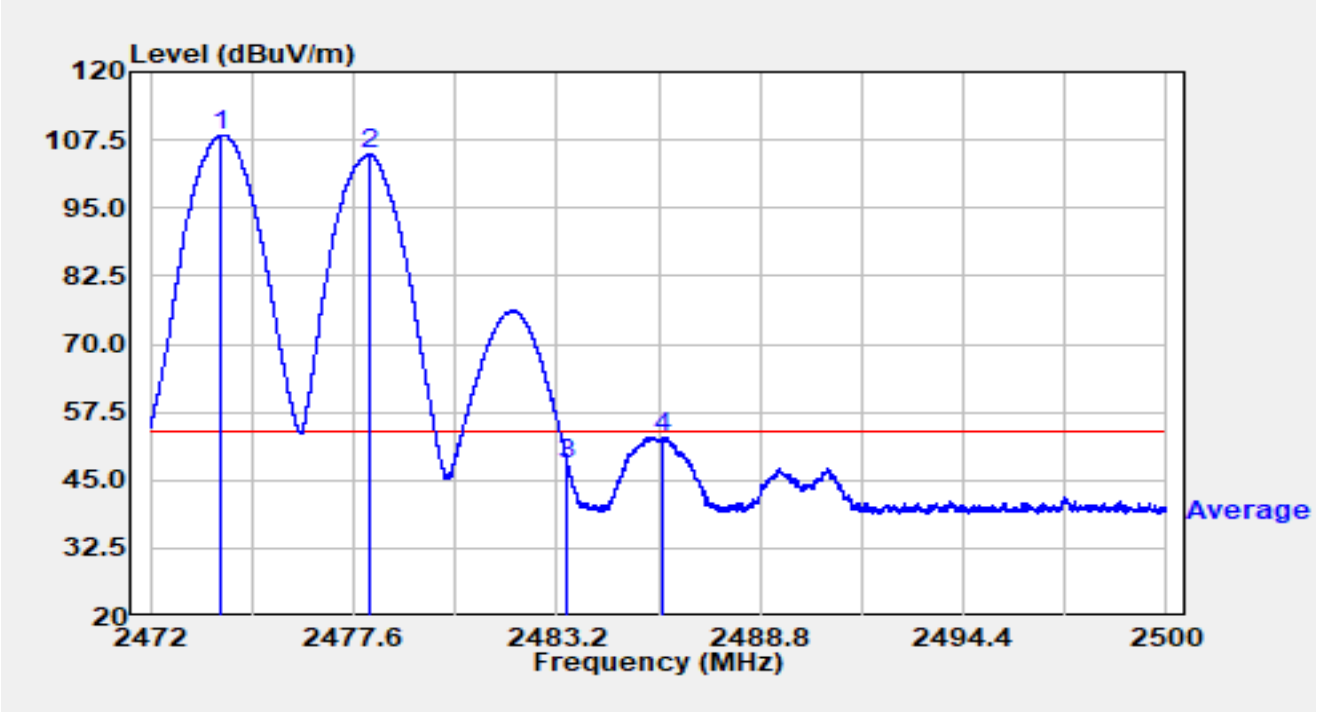

No	Mark	Frequency (MHz)	Reading (dBμV)	C.F (dB/m)	Measurement (dBμV/m)	Margin (dB)	Limit (dBμV/m)	Detector
1		2473.952	76.10	32.39	108.49	N/A	N/A	Average
2		2478.076	72.49	32.38	104.87	N/A	N/A	Average
3		2483.500	15.58	32.38	47.96	-6.04	54.00	Average
4	*	2486.120	20.55	32.38	52.93	-1.07	54.00	Average

Notes:

1. " *", means this data is the worst emission level.
2. C.F (dB/m) = Antenna Factor (dB/m) + Cable Loss (dB).
3. Measurement (dBμV/m) = Reading (dBμV) + C.F (dB/m).

Site	WZ-AC2	Test Date	2024-07-05
Test Engineer	Bob Zhang	Temp./Humidity	25.5°C/56.8%
Factor	BBHA 9120D_1457_1-18GHz	Polarity	Horizontal
EUT	ACCESS POINT	Test Voltage	120V/60Hz
Test Mode	Transmit by Ant 14 2478MHz Ant 7 2480MHz		

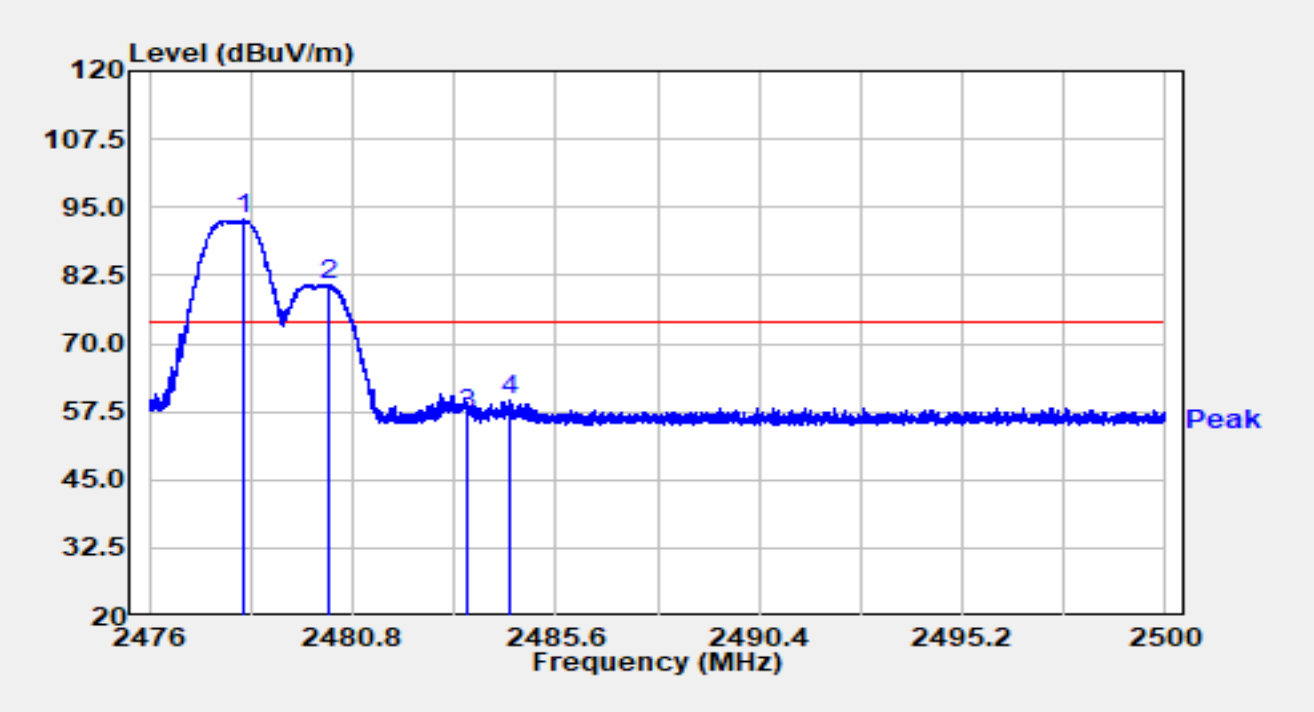

No	Mark	Frequency (MHz)	Reading (dBμV)	C.F (dB/m)	Measurement (dBμV/m)	Margin (dB)	Limit (dBμV/m)	Detector
1		2478.220	60.30	32.38	92.68	N/A	N/A	Peak
2		2480.210	48.35	32.38	80.74	N/A	N/A	Peak
3		2483.500	24.70	32.38	57.08	-16.92	74.00	Peak
4	*	2484.508	27.40	32.38	59.78	-14.22	74.00	Peak

Notes:

1. " *", means this data is the worst emission level.
2. C.F (dB/m) = Antenna Factor (dB/m) + Cable Loss (dB).
3. Measurement (dBμV/m) = Reading (dBμV) + C.F (dB/m).

Site	WZ-AC2	Test Date	2024-07-05
Test Engineer	Bob Zhang	Temp./Humidity	25.5°C/56.8%
Factor	BBHA 9120D_1457_1-18GHz	Polarity	Horizontal
EUT	ACCESS POINT	Test Voltage	120V/60Hz
Test Mode	Transmit by Ant 14 2478MHz Ant 7 2480MHz		

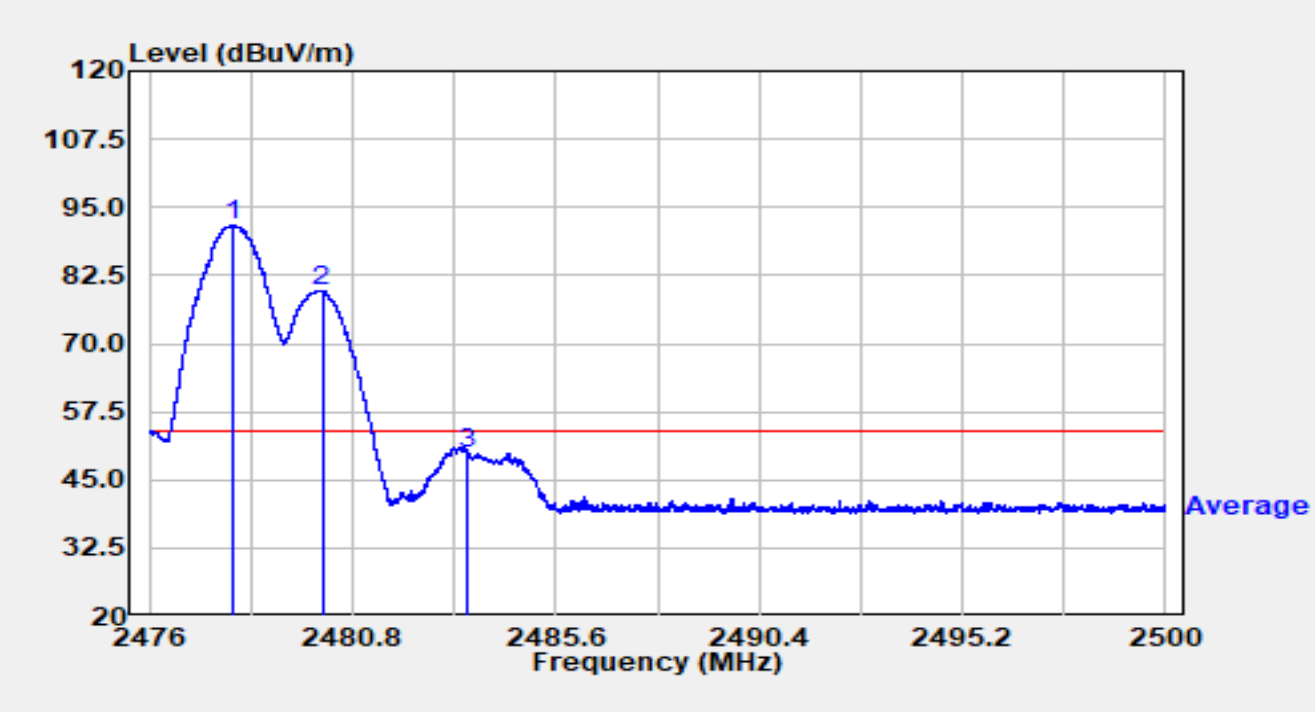

No	Mark	Frequency (MHz)	Reading (dBµV)	C.F (dB/m)	Measurement (dBµV/m)	Margin (dB)	Limit (dBµV/m)	Detector
1		2477.980	59.34	32.38	91.73	N/A	N/A	Average
2		2480.080	47.26	32.38	79.64	N/A	N/A	Average
3	*	2483.500	17.50	32.38	49.89	-4.11	54.00	Average

Notes:

1. " *", means this data is the worst emission level.
2. C.F (dB/m) = Antenna Factor (dB/m) + Cable Loss (dB).
3. Measurement (dBµV/m) = Reading (dBµV) + C.F (dB/m).

Site	WZ-AC2	Test Date	2024-07-05
Test Engineer	Bob Zhang	Temp./Humidity	25.5°C/56.8%
Factor	BBHA 9120D_1457_1-18GHz	Polarity	Vertical
EUT	ACCESS POINT	Test Voltage	120V/60Hz
Test Mode	Transmit by Ant 14 2478MHz Ant 7 2480MHz		

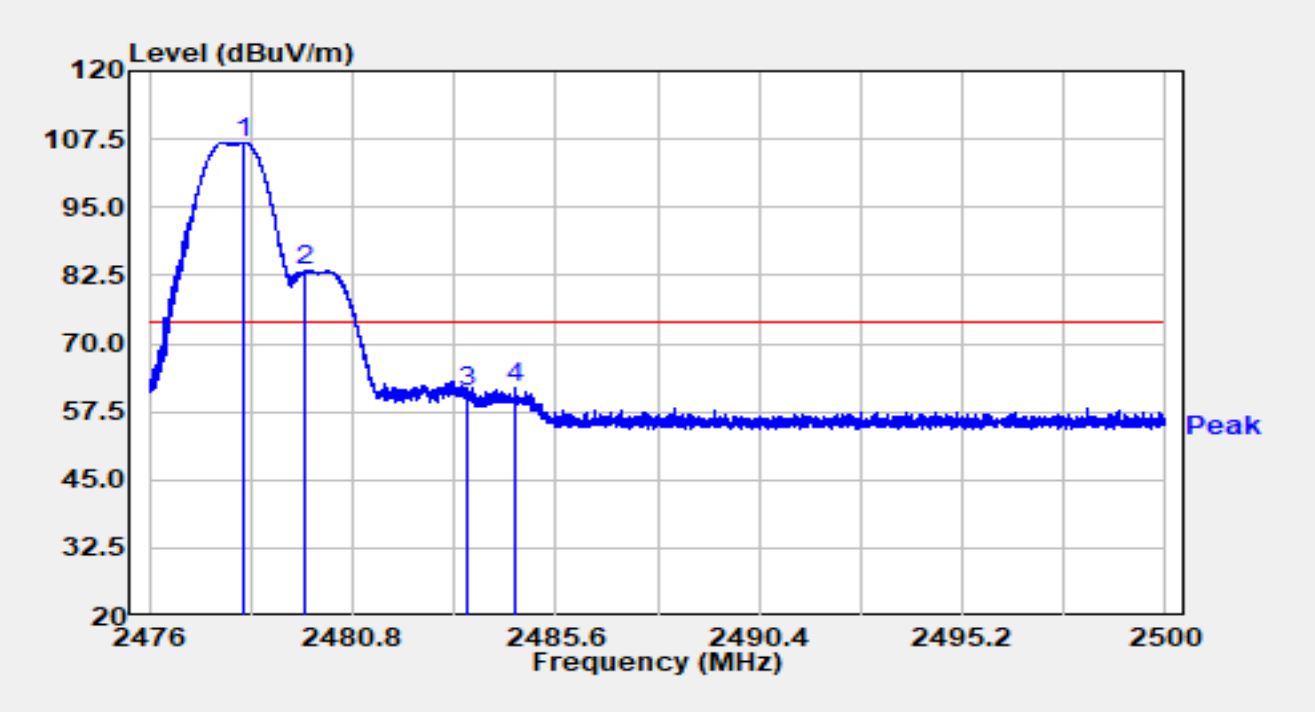

No	Mark	Frequency (MHz)	Reading (dBμV)	C.F (dB/m)	Measurement (dBμV/m)	Margin (dB)	Limit (dBμV/m)	Detector
1		2478.196	74.56	32.38	106.94	N/A	N/A	Peak
2		2479.665	50.92	32.38	83.30	N/A	N/A	Peak
3		2483.500	28.78	32.38	61.16	-12.84	74.00	Peak
4	*	2484.630	29.57	32.38	61.95	-12.05	74.00	Peak

Notes:

1. " *", means this data is the worst emission level.
2. C.F (dB/m) = Antenna Factor (dB/m) + Cable Loss (dB).
3. Measurement (dBμV/m) = Reading (dBμV) + C.F (dB/m).

Site	WZ-AC2	Test Date	2024-07-05
Test Engineer	Bob Zhang	Temp./Humidity	25.5°C/56.8%
Factor	BBHA 9120D_1457_1-18GHz	Polarity	Vertical
EUT	ACCESS POINT	Test Voltage	120V/60Hz
Test Mode	Transmit by Ant 14 2478MHz Ant 7 2480MHz		

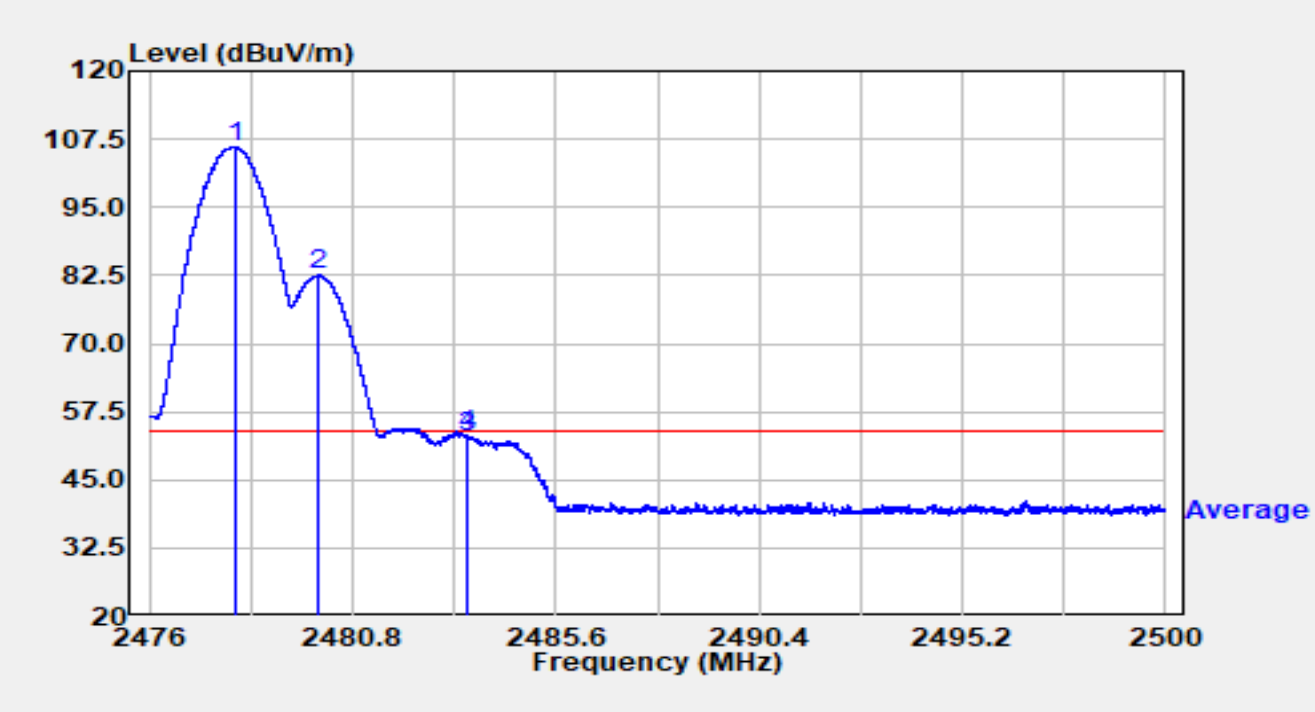

No	Mark	Frequency (MHz)	Reading (dBμV)	C.F (dB/m)	Measurement (dBμV/m)	Margin (dB)	Limit (dBμV/m)	Detector
1		2478.011	73.84	32.38	106.22	N/A	N/A	Average
2		2479.991	50.15	32.38	82.53	N/A	N/A	Average
3		2483.500	20.59	32.38	52.97	-1.03	54.00	Average
4	*	2483.517	20.64	32.38	53.02	-0.98	54.00	Average

Notes:

1. " *", means this data is the worst emission level.
2. C.F (dB/m) = Antenna Factor (dB/m) + Cable Loss (dB).
3. Measurement (dBμV/m) = Reading (dBμV) + C.F (dB/m).

Site	WZ-AC2	Test Date	2024-07-05
Test Engineer	Bob Zhang	Temp./Humidity	25.5°C/56.8%
Factor	BBHA 9120D_1457_1-18GHz	Polarity	Horizontal
EUT	ACCESS POINT	Test Voltage	120V/60Hz
Test Mode	Transmit by Ant 14 2480MHz Ant 7 2468MHz		

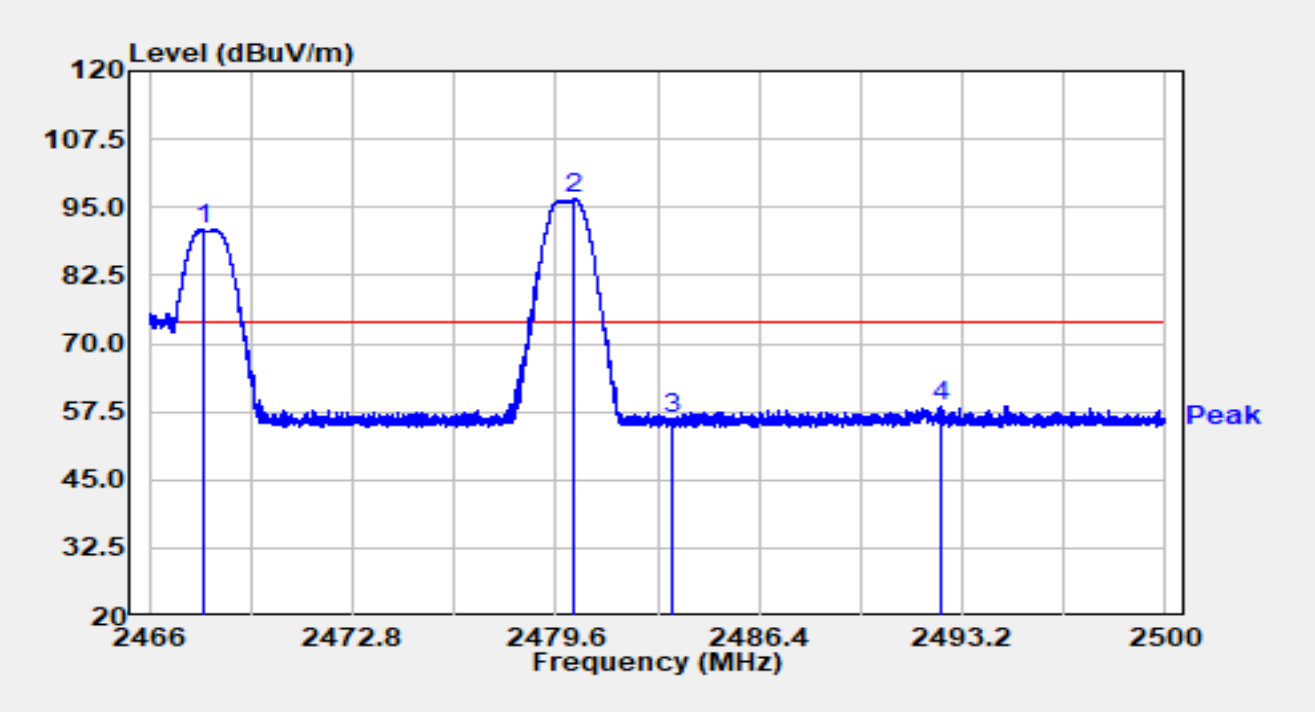

No	Mark	Frequency (MHz)	Reading (dBµV)	C.F (dB/m)	Measurement (dBµV/m)	Margin (dB)	Limit (dBµV/m)	Detector
1		2467.788	58.64	32.37	91.02	N/A	N/A	Peak
2		2480.219	64.16	32.38	96.54	N/A	N/A	Peak
3		2483.500	23.82	32.38	56.21	-17.79	74.00	Peak
4	*	2492.452	26.29	32.38	58.67	-15.33	74.00	Peak

Notes:

1. " *", means this data is the worst emission level.
2. C.F (dB/m) = Antenna Factor (dB/m) + Cable Loss (dB).
3. Measurement (dBµV/m) = Reading (dBµV) + C.F (dB/m).

Site	WZ-AC2	Test Date	2024-07-05
Test Engineer	Bob Zhang	Temp./Humidity	25.5°C/56.8%
Factor	BBHA 9120D_1457_1-18GHz	Polarity	Horizontal
EUT	ACCESS POINT	Test Voltage	120V/60Hz
Test Mode	Transmit by Ant 14 2480MHz Ant 7 2468MHz		

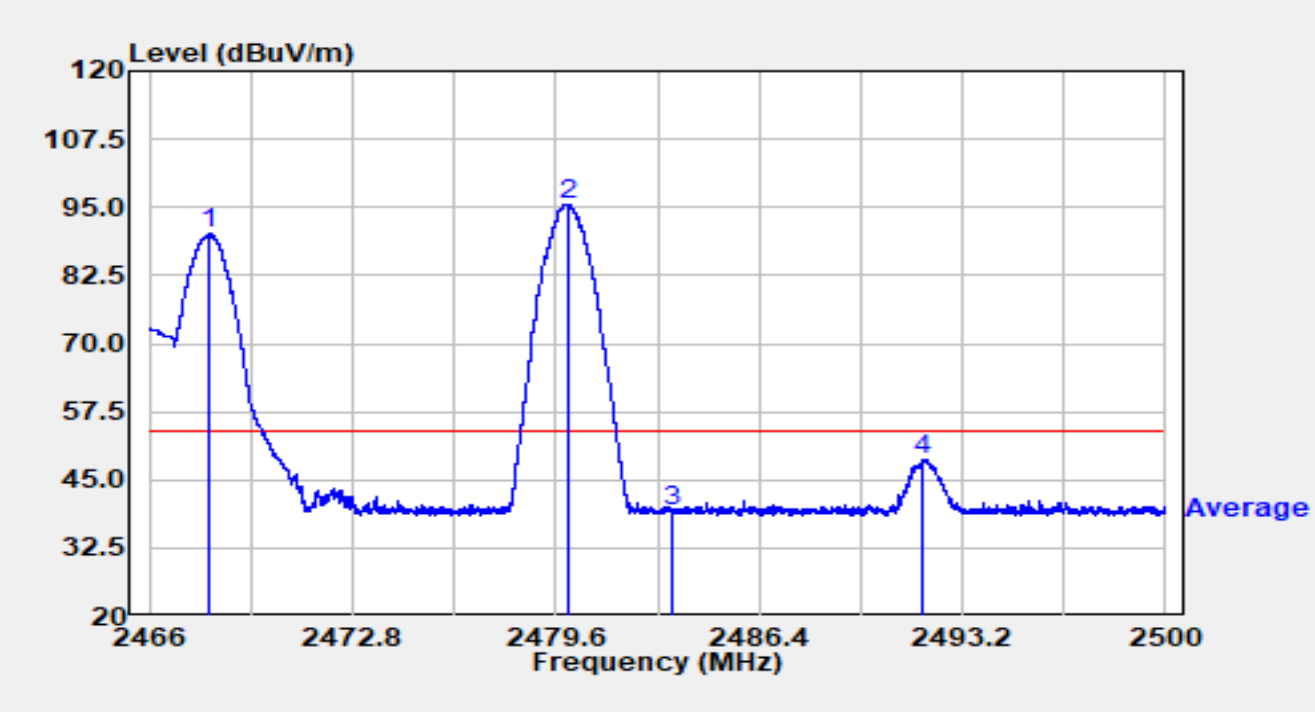

No	Mark	Frequency (MHz)	Reading (dBμV)	C.F (dB/m)	Measurement (dBμV/m)	Margin (dB)	Limit (dBμV/m)	Detector
1		2467.996	57.71	32.37	90.09	N/A	N/A	Average
2		2480.035	63.15	32.38	95.53	N/A	N/A	Average
3		2483.500	6.86	32.38	39.24	-14.76	54.00	Average
4	*	2491.857	16.47	32.38	48.85	-5.15	54.00	Average

Notes:

1. " *", means this data is the worst emission level.
2. C.F (dB/m) = Antenna Factor (dB/m) + Cable Loss (dB).
3. Measurement (dBμV/m) = Reading (dBμV) + C.F (dB/m).

Site	WZ-AC2	Test Date	2024-07-05
Test Engineer	Bob Zhang	Temp./Humidity	25.5°C/56.8%
Factor	BBHA 9120D_1457_1-18GHz	Polarity	Vertical
EUT	ACCESS POINT	Test Voltage	120V/60Hz
Test Mode	Transmit by Ant 14 2480MHz Ant 7 2468MHz		

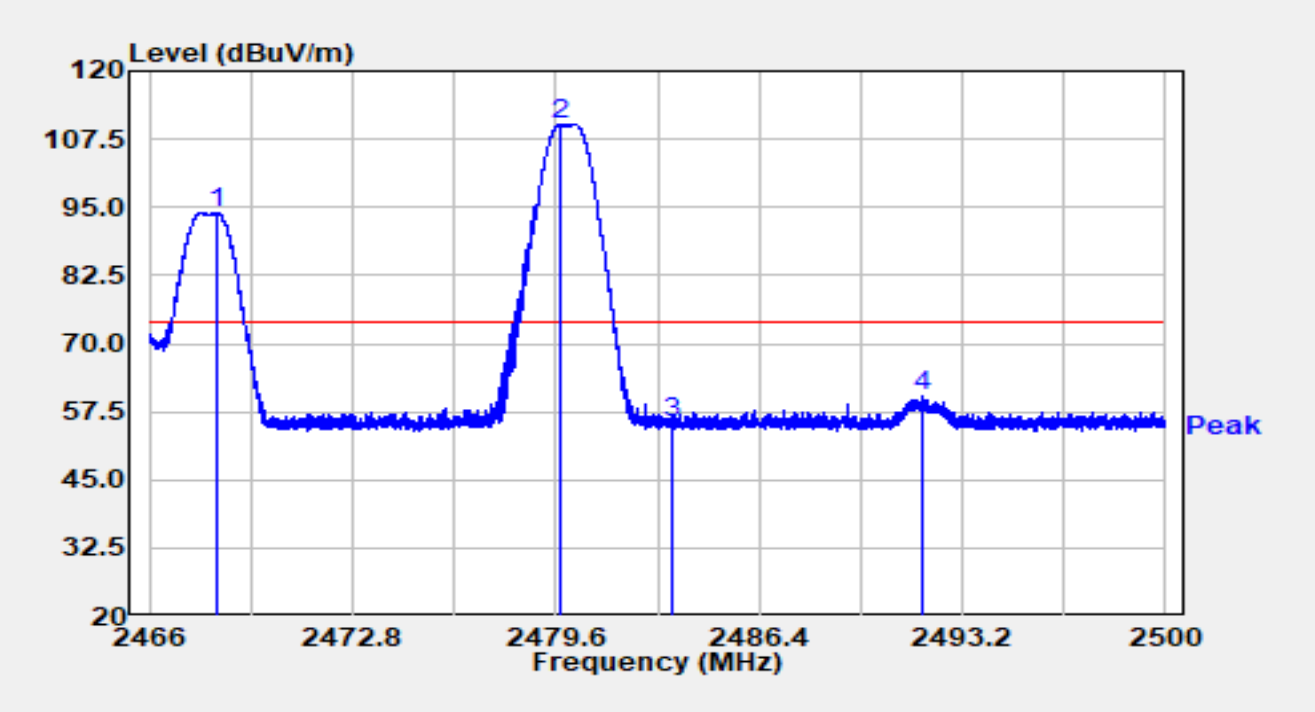

No	Mark	Frequency (MHz)	Reading (dBµV)	C.F (dB/m)	Measurement (dBµV/m)	Margin (dB)	Limit (dBµV/m)	Detector
1		2468.224	61.67	32.38	94.05	N/A	N/A	Peak
2		2479.729	77.84	32.38	110.22	N/A	N/A	Peak
3		2483.500	23.19	32.38	55.57	-18.43	74.00	Peak
4	*	2491.847	28.01	32.38	60.39	-13.61	74.00	Peak

Notes:

1. " *", means this data is the worst emission level.
2. C.F (dB/m) = Antenna Factor (dB/m) + Cable Loss (dB).
3. Measurement (dBµV/m) = Reading (dBµV) + C.F (dB/m).

Site	WZ-AC2	Test Date	2024-07-05
Test Engineer	Bob Zhang	Temp./Humidity	25.5°C/56.8%
Factor	BBHA 9120D_1457_1-18GHz	Polarity	Vertical
EUT	ACCESS POINT	Test Voltage	120V/60Hz
Test Mode	Transmit by Ant 14 2480MHz Ant 7 2468MHz		

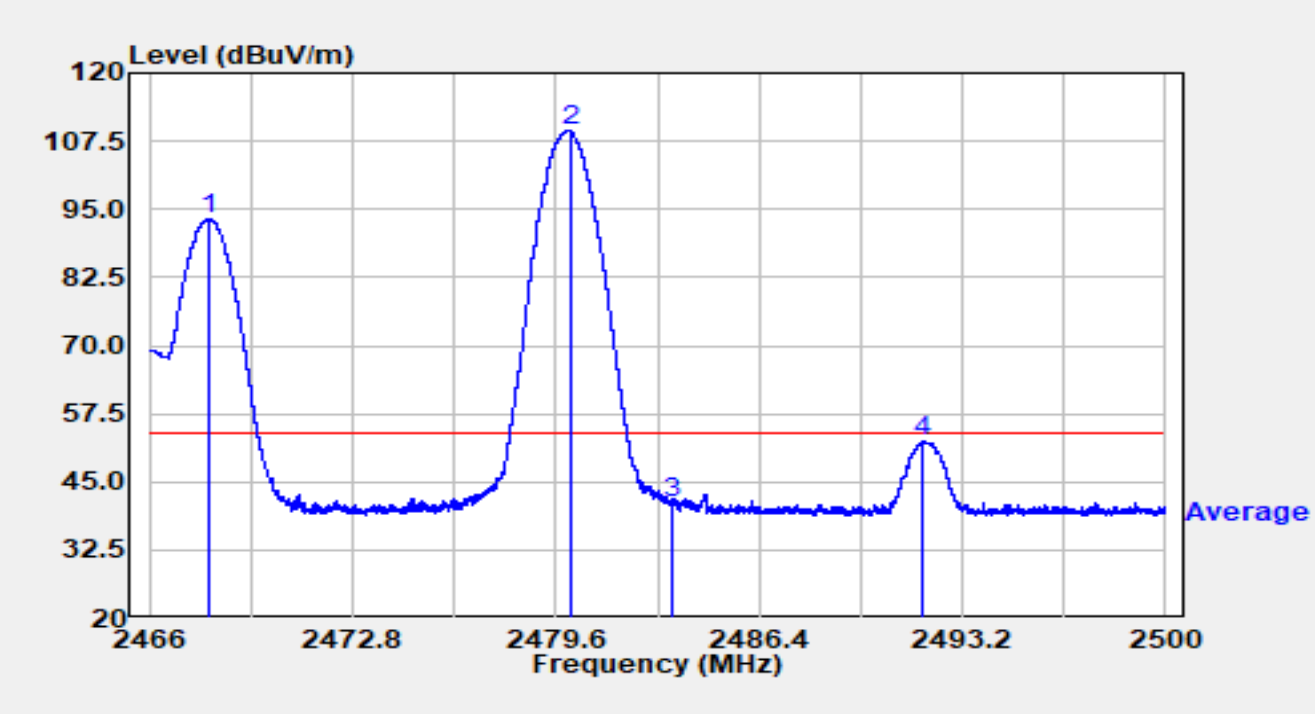

No	Mark	Frequency (MHz)	Reading (dBµV)	C.F (dB/m)	Measurement (dBµV/m)	Margin (dB)	Limit (dBµV/m)	Detector
1		2468.003	60.92	32.37	93.30	N/A	N/A	Average
2		2480.079	77.09	32.38	109.47	N/A	N/A	Average
3		2483.500	8.87	32.38	41.25	-12.75	54.00	Average
4	*	2491.874	20.04	32.38	52.42	-1.58	54.00	Average

Notes:

1. " *", means this data is the worst emission level.

2. C.F (dB/m) = Antenna Factor (dB/m) + Cable Loss (dB).

3. Measurement (dBµV/m) = Reading (dBµV) + C.F (dB/m).

Site	WZ-AC2	Test Date	2024-07-05
Test Engineer	Bob Zhang	Temp./Humidity	25.5°C/56.8%
Factor	BBHA 9120D_1457_1-18GHz	Polarity	Horizontal
EUT	ACCESS POINT	Test Voltage	120V/60Hz
Test Mode	Transmit by Ant 14 2480MHz Ant 7 2470MHz		

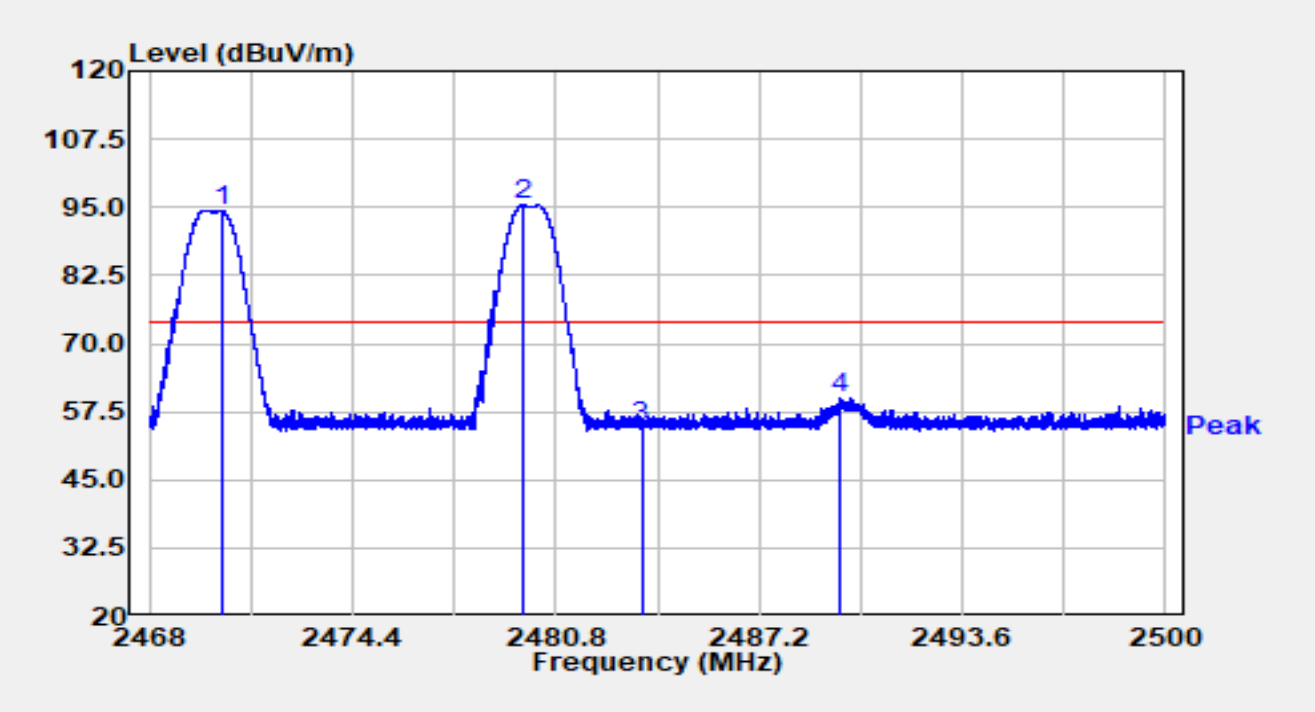

No	Mark	Frequency (MHz)	Reading (dBμV)	C.F (dB/m)	Measurement (dBμV/m)	Margin (dB)	Limit (dBμV/m)	Detector
1		2470.275	62.05	32.38	94.43	N/A	N/A	Peak
2		2479.738	63.11	32.38	95.50	N/A	N/A	Peak
3		2483.500	22.18	32.38	54.56	-19.44	74.00	Peak
4	*	2489.734	27.79	32.38	60.17	-13.83	74.00	Peak

Notes:

1. " *", means this data is the worst emission level.

2. C.F (dB/m) = Antenna Factor (dB/m) + Cable Loss (dB).

3. Measurement (dBμV/m) = Reading (dBμV) + C.F (dB/m).

Site	WZ-AC2	Test Date	2024-07-05
Test Engineer	Bob Zhang	Temp./Humidity	25.5°C/56.8%
Factor	BBHA 9120D_1457_1-18GHz	Polarity	Horizontal
EUT	ACCESS POINT	Test Voltage	120V/60Hz
Test Mode	Transmit by Ant 14 2480MHz Ant 7 2470MHz		

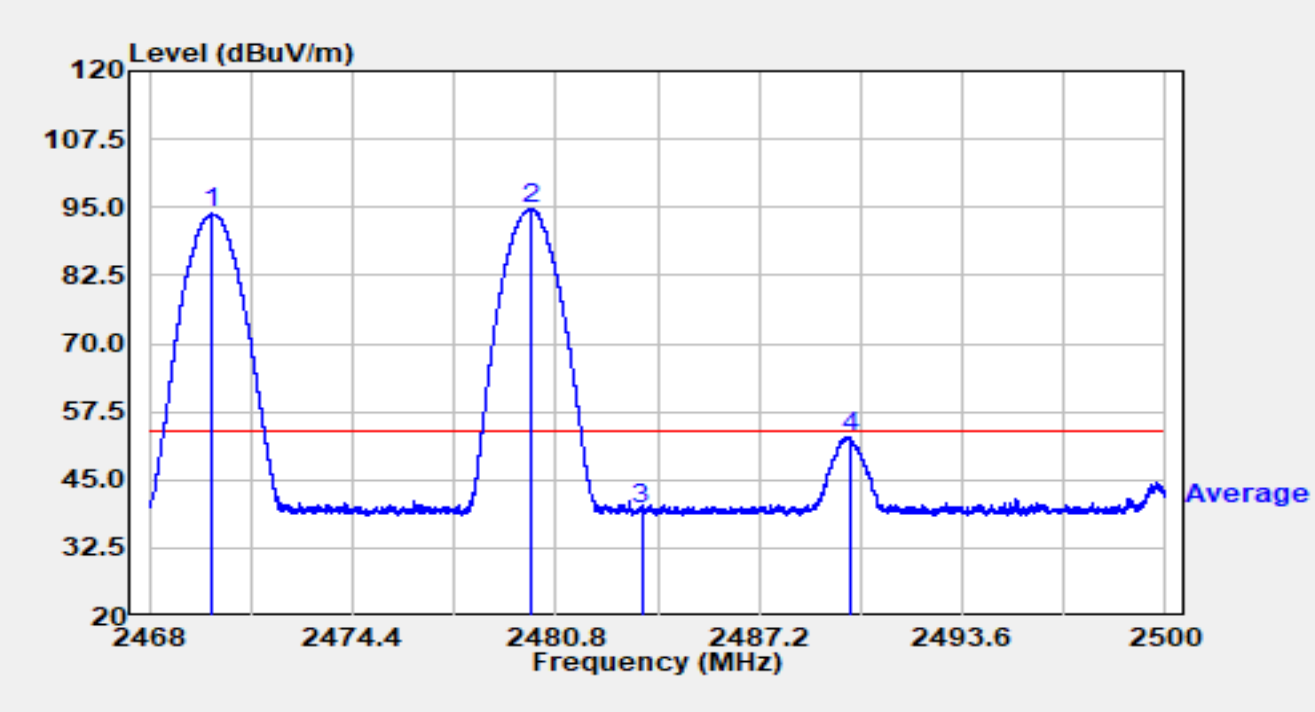

No	Mark	Frequency (MHz)	Reading (dBμV)	C.F (dB/m)	Measurement (dBμV/m)	Margin (dB)	Limit (dBμV/m)	Detector
1		2469.978	61.41	32.38	93.79	N/A	N/A	Average
2		2480.035	62.33	32.38	94.72	N/A	N/A	Average
3		2483.500	7.36	32.38	39.75	-14.25	54.00	Average
4	*	2490.058	20.50	32.38	52.88	-1.12	54.00	Average

Notes:

1. " *", means this data is the worst emission level.
2. C.F (dB/m) = Antenna Factor (dB/m) + Cable Loss (dB).
3. Measurement (dBμV/m) = Reading (dBμV) + C.F (dB/m).

Site	WZ-AC2	Test Date	2024-07-05
Test Engineer	Bob Zhang	Temp./Humidity	25.5°C/56.8%
Factor	BBHA 9120D_1457_1-18GHz	Polarity	Vertical
EUT	ACCESS POINT	Test Voltage	120V/60Hz
Test Mode	Transmit by Ant 14 2480MHz Ant 7 2470MHz		

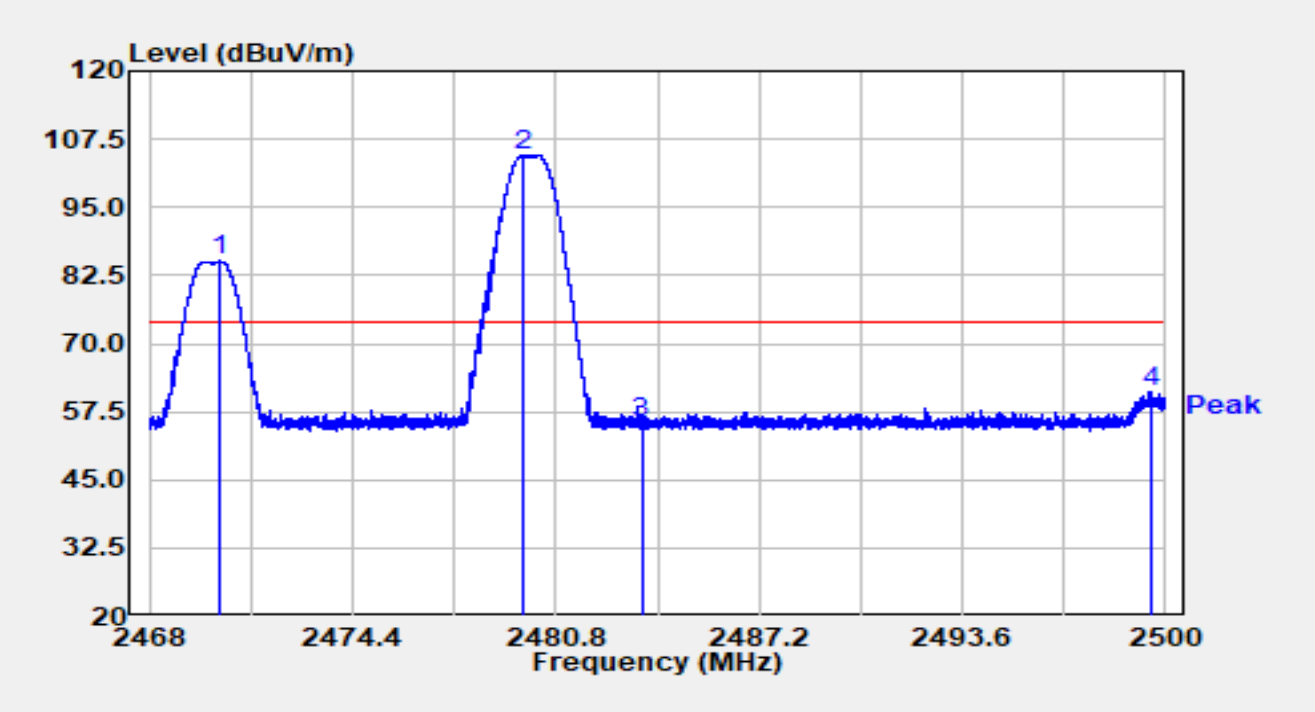

No	Mark	Frequency (MHz)	Reading (dBμV)	C.F (dB/m)	Measurement (dBμV/m)	Margin (dB)	Limit (dBμV/m)	Detector
1		2470.221	52.74	32.38	85.12	11.12	74.00	Peak
2	*	2479.750	72.16	32.38	104.55	30.55	74.00	Peak
3		2483.500	23.20	32.38	55.58	-18.42	74.00	Peak
4		2499.523	28.66	32.41	61.07	-12.93	74.00	Peak

Notes:

1. " *", means this data is the worst emission level.
2. C.F (dB/m) = Antenna Factor (dB/m) + Cable Loss (dB).
3. Measurement (dBμV/m) = Reading (dBμV) + C.F (dB/m).

Site	WZ-AC2	Test Date	2024-07-05
Test Engineer	Bob Zhang	Temp./Humidity	25.5°C/56.8%
Factor	BBHA 9120D_1457_1-18GHz	Polarity	Vertical
EUT	ACCESS POINT	Test Voltage	120V/60Hz
Test Mode	Transmit by Ant 14 2480MHz Ant 7 2470MHz		

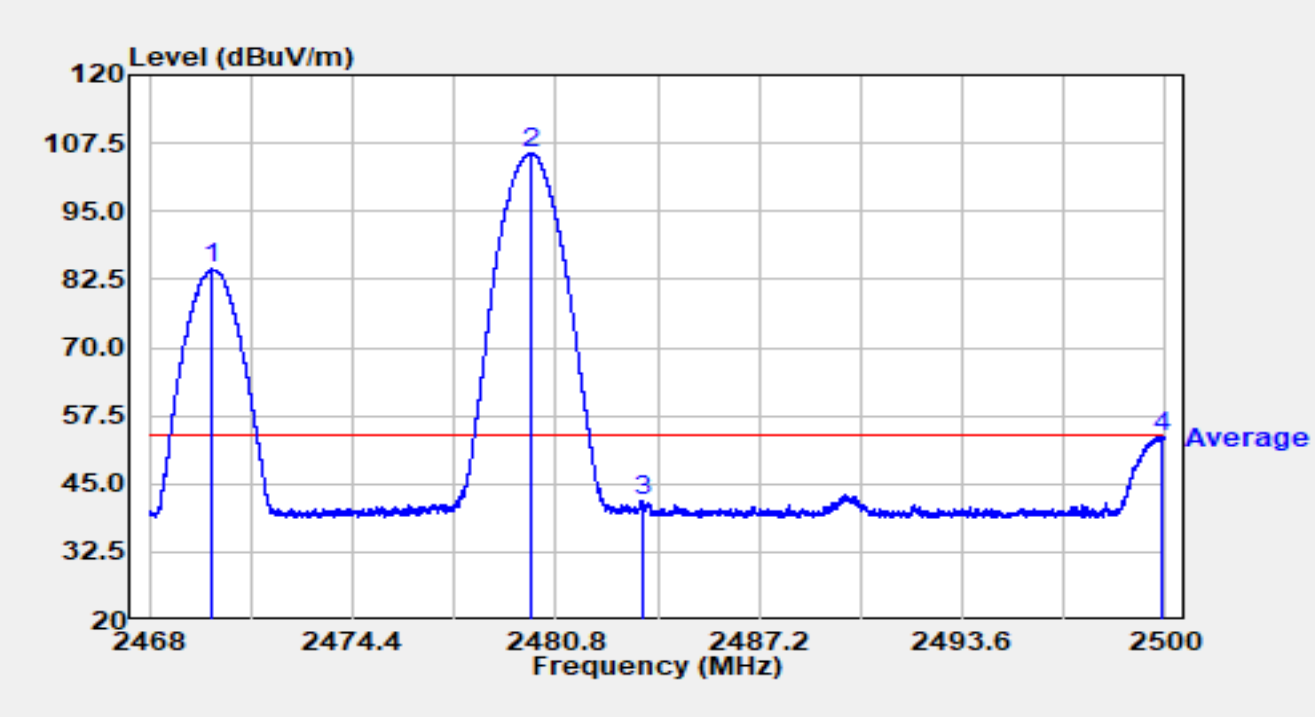

No	Mark	Frequency (MHz)	Reading (dBμV)	C.F (dB/m)	Measurement (dBμV/m)	Margin (dB)	Limit (dBμV/m)	Detector
1		2469.990	52.00	32.38	84.38	30.38	54.00	Average
2	*	2479.994	73.19	32.38	105.58	51.58	54.00	Average
3		2483.501	9.62	32.38	42.00	-12.00	54.00	Average
4	*	2499.865	21.31	32.41	53.71	-0.29	54.00	Average

Notes:

1. " *", means this data is the worst emission level.

2. C.F (dB/m) = Antenna Factor (dB/m) + Cable Loss (dB).

3. Measurement (dBμV/m) = Reading (dBμV) + C.F (dB/m).

Site	WZ-AC2	Test Date	2024-07-05
Test Engineer	Bob Zhang	Temp./Humidity	25.5°C/56.8%
Factor	BBHA 9120D_1457_1-18GHz	Polarity	Horizontal
EUT	ACCESS POINT	Test Voltage	120V/60Hz
Test Mode	Transmit by Ant 14 2480MHz Ant 7 2472MHz		

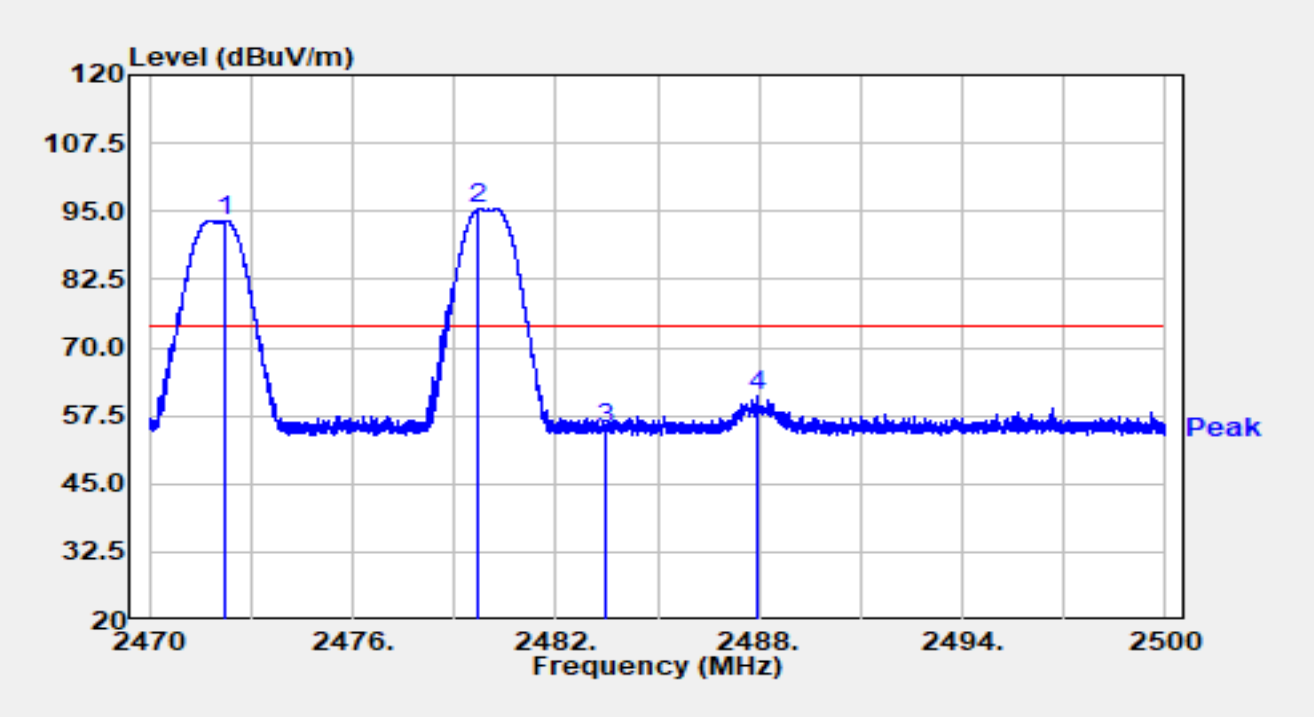

No	Mark	Frequency (MHz)	Reading (dBμV)	C.F (dB/m)	Measurement (dBμV/m)	Margin (dB)	Limit (dBμV/m)	Detector
1		2472.232	60.92	32.38	93.30	N/A	N/A	Peak
2		2479.705	63.07	32.38	95.45	N/A	N/A	Peak
3		2483.500	22.78	32.38	55.16	-18.84	74.00	Peak
4	*	2487.919	28.76	32.38	61.14	-12.86	74.00	Peak

Notes:

1. " *", means this data is the worst emission level.

2. C.F (dB/m) = Antenna Factor (dB/m) + Cable Loss (dB).

3. Measurement (dBμV/m) = Reading (dBμV) + C.F (dB/m).

Site	WZ-AC2	Test Date	2024-07-05
Test Engineer	Bob Zhang	Temp./Humidity	25.5°C/56.8%
Factor	BBHA 9120D_1457_1-18GHz	Polarity	Horizontal
EUT	ACCESS POINT	Test Voltage	120V/60Hz
Test Mode	Transmit by Ant 14 2480MHz Ant 7 2472MHz		

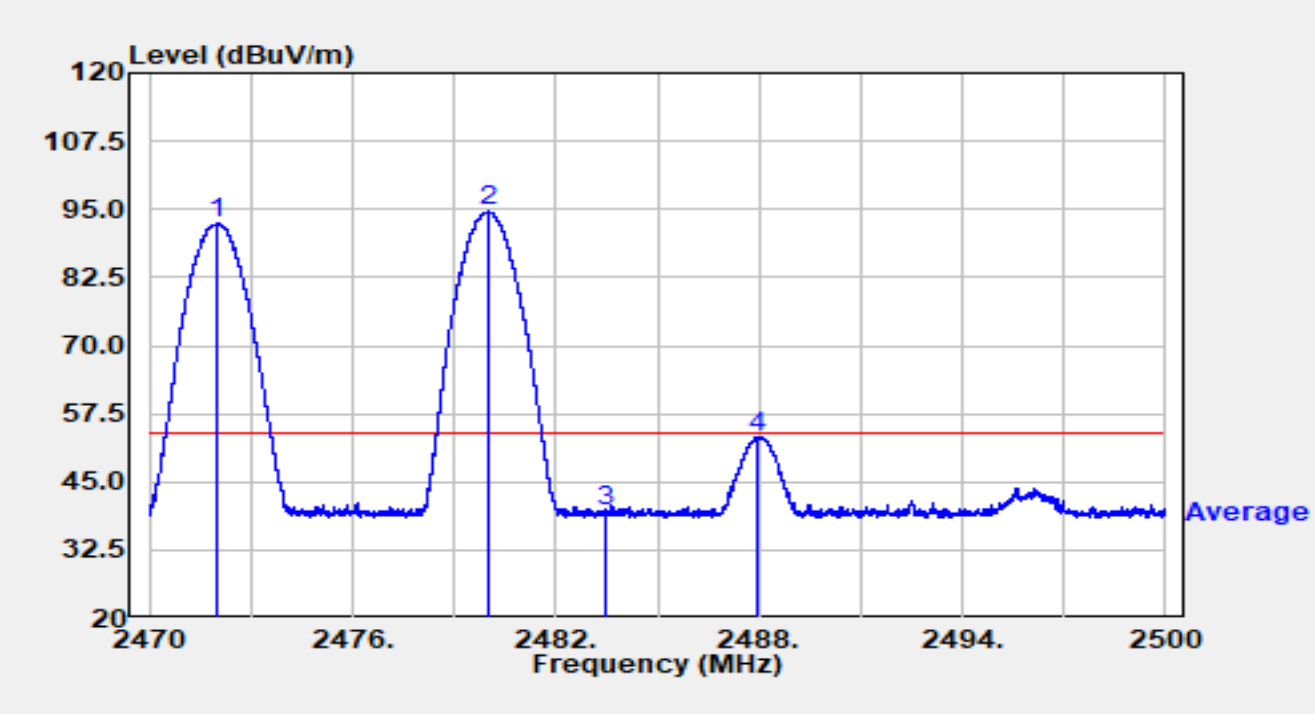

No	Mark	Frequency (MHz)	Reading (dBμV)	C.F (dB/m)	Measurement (dBμV/m)	Margin (dB)	Limit (dBμV/m)	Detector
1		2472.001	60.05	32.38	92.44	N/A	N/A	Average
2		2479.996	62.24	32.38	94.62	N/A	N/A	Average
3		2483.500	7.36	32.38	39.74	-14.26	54.00	Average
4	*	2487.979	21.00	32.38	53.38	-0.62	54.00	Average

Notes:

1. " *", means this data is the worst emission level.
2. C.F (dB/m) = Antenna Factor (dB/m) + Cable Loss (dB).
3. Measurement (dBμV/m) = Reading (dBμV) + C.F (dB/m).

Site	WZ-AC2	Test Date	2024-07-05
Test Engineer	Bob Zhang	Temp./Humidity	25.5°C/56.8%
Factor	BBHA 9120D_1457_1-18GHz	Polarity	Vertical
EUT	ACCESS POINT	Test Voltage	120V/60Hz
Test Mode	Transmit by Ant 14 2480MHz Ant 7 2472MHz		

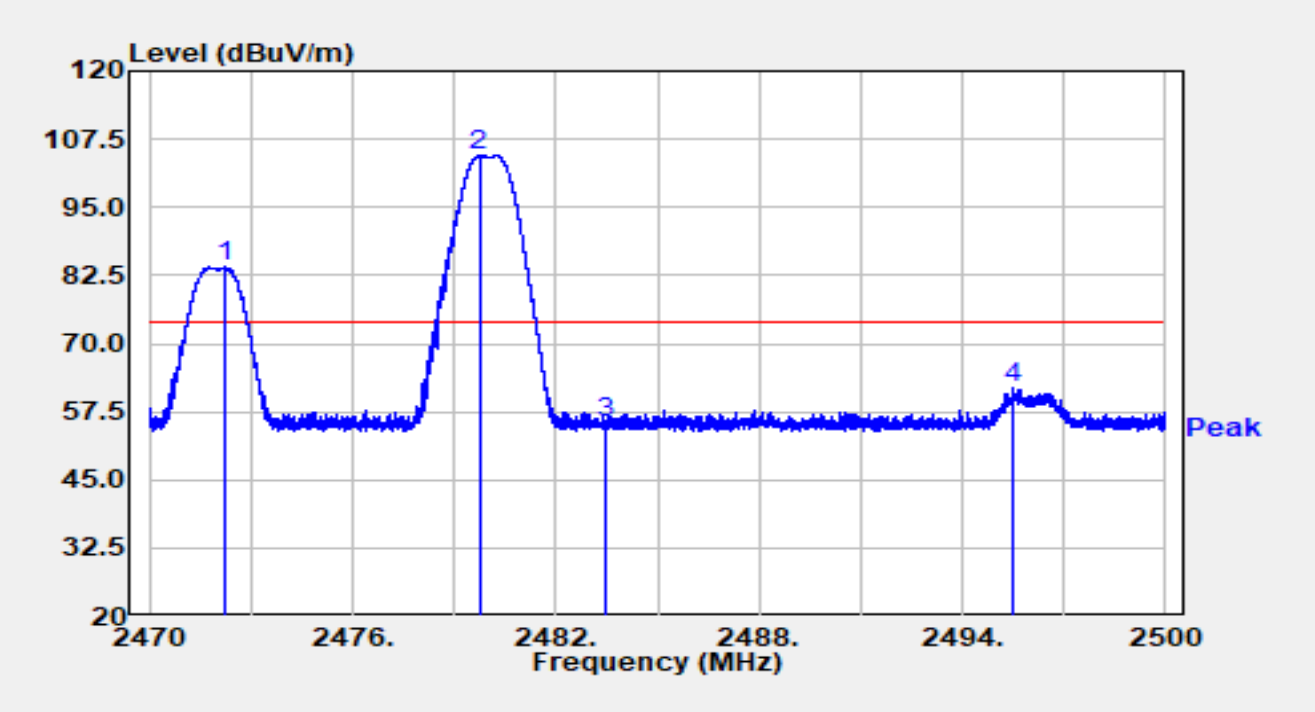

No	Mark	Frequency (MHz)	Reading (dBμV)	C.F (dB/m)	Measurement (dBμV/m)	Margin (dB)	Limit (dBμV/m)	Detector
1		2472.229	51.60	32.38	83.98	N/A	N/A	Peak
2		2479.735	72.16	32.38	104.55	N/A	N/A	Peak
3		2483.500	23.09	32.38	55.48	-18.52	74.00	Peak
4	*	2495.494	29.49	32.39	61.88	-12.12	74.00	Peak

Notes:

1. " *", means this data is the worst emission level.

2. C.F (dB/m) = Antenna Factor (dB/m) + Cable Loss (dB).

3. Measurement (dBμV/m) = Reading (dBμV) + C.F (dB/m).

Site	WZ-AC2	Test Date	2024-07-05
Test Engineer	Bob Zhang	Temp./Humidity	25.5°C/56.8%
Factor	BBHA 9120D_1457_1-18GHz	Polarity	Vertical
EUT	ACCESS POINT	Test Voltage	120V/60Hz
Test Mode	Transmit by Ant 14 2480MHz Ant 7 2472MHz		

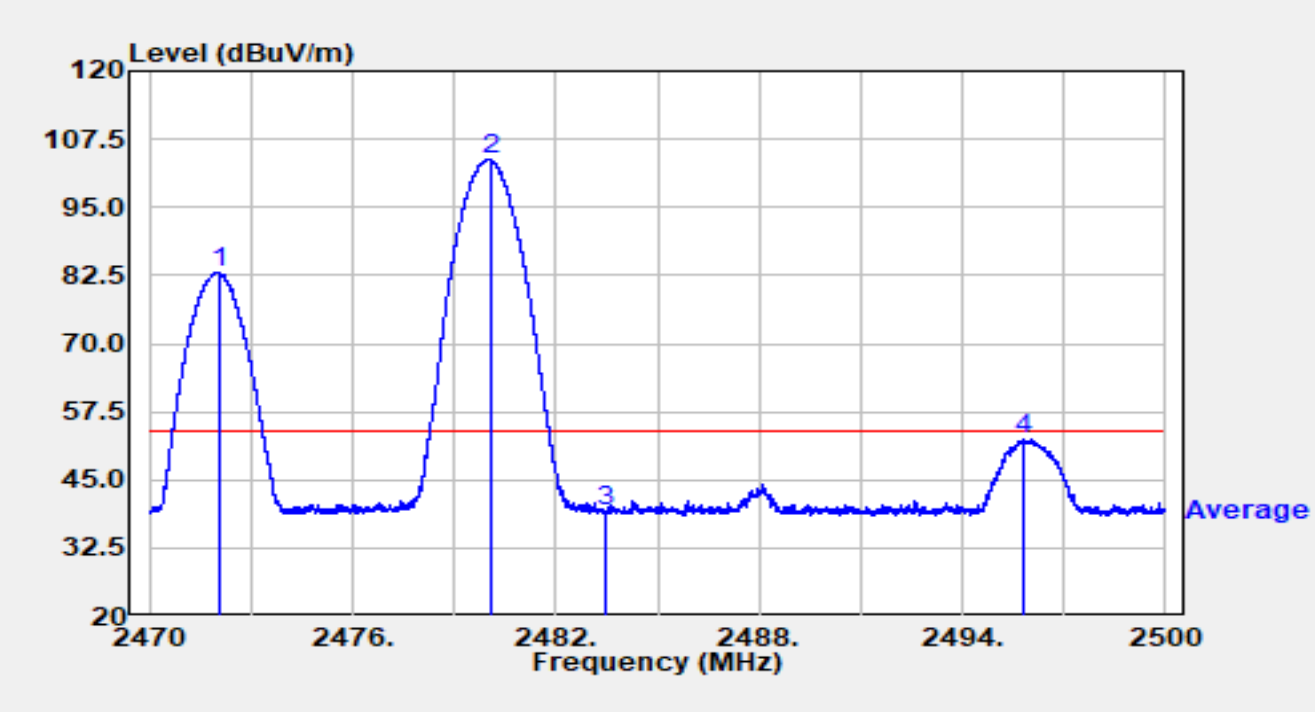

No	Mark	Frequency (MHz)	Reading (dBμV)	C.F (dB/m)	Measurement (dBμV/m)	Margin (dB)	Limit (dBμV/m)	Detector
1		2472.037	50.66	32.38	83.04	N/A	N/A	Average
2		2480.071	71.38	32.38	103.77	N/A	N/A	Average
3		2483.500	6.96	32.38	39.35	-14.65	54.00	Average
4	*	2495.821	20.19	32.39	52.58	-1.42	54.00	Average

Notes:

1. " *", means this data is the worst emission level.

2. C.F (dB/m) = Antenna Factor (dB/m) + Cable Loss (dB).

3. Measurement (dBμV/m) = Reading (dBμV) + C.F (dB/m).

Site	WZ-AC2	Test Date	2024-07-05
Test Engineer	Bob Zhang	Temp./Humidity	25.5°C/56.8%
Factor	BBHA 9120D_1457_1-18GHz	Polarity	Horizontal
EUT	ACCESS POINT	Test Voltage	120V/60Hz
Test Mode	Transmit by Ant 14 2480MHz Ant 7 2474MHz		

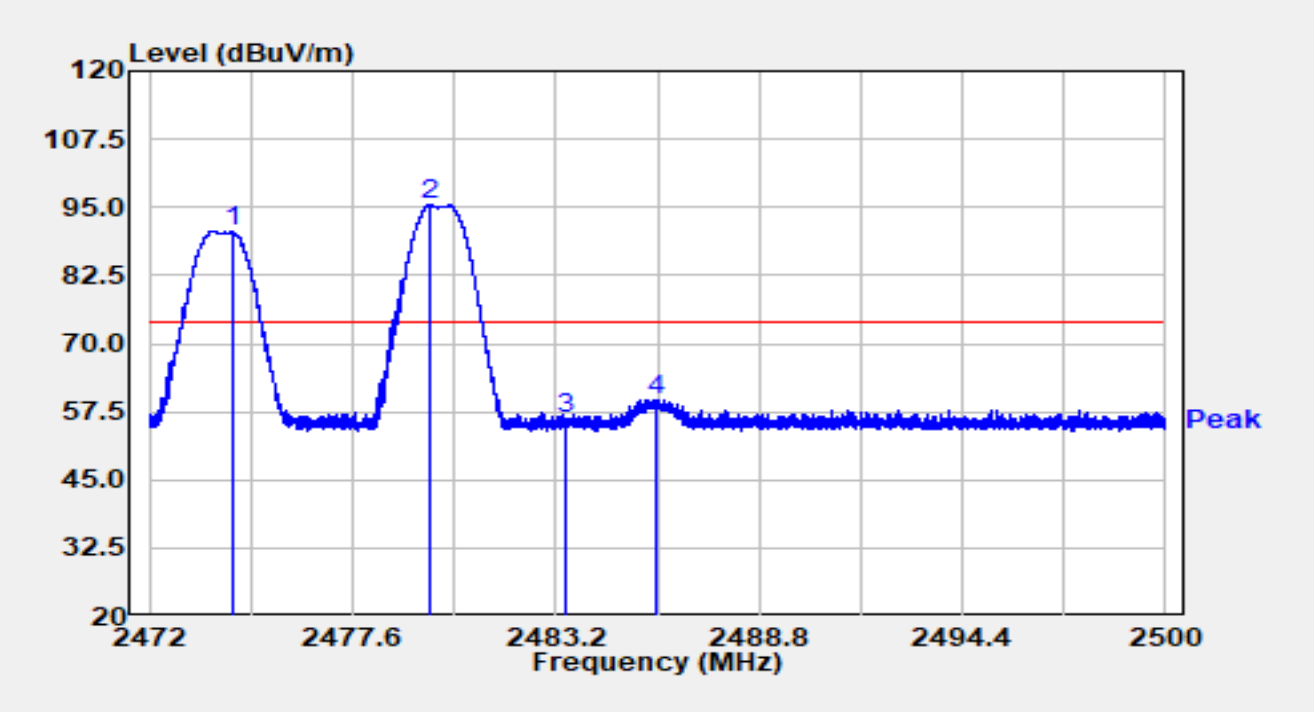

No	Mark	Frequency (MHz)	Reading (dBμV)	C.F (dB/m)	Measurement (dBμV/m)	Margin (dB)	Limit (dBμV/m)	Detector
1		2474.268	58.15	32.39	90.54	N/A	N/A	Peak
2		2479.739	63.02	32.38	95.41	N/A	N/A	Peak
3		2483.500	23.97	32.38	56.35	-17.65	74.00	Peak
4	*	2485.955	27.29	32.38	59.67	-14.33	74.00	Peak

Notes:

1. " *", means this data is the worst emission level.
2. C.F (dB/m) = Antenna Factor (dB/m) + Cable Loss (dB).
3. Measurement (dBμV/m) = Reading (dBμV) + C.F (dB/m).

Site	WZ-AC2	Test Date	2024-07-05
Test Engineer	Bob Zhang	Temp./Humidity	25.5°C/56.8%
Factor	BBHA 9120D_1457_1-18GHz	Polarity	Horizontal
EUT	ACCESS POINT	Test Voltage	120V/60Hz
Test Mode	Transmit by Ant 14 2480MHz Ant 7 2474MHz		

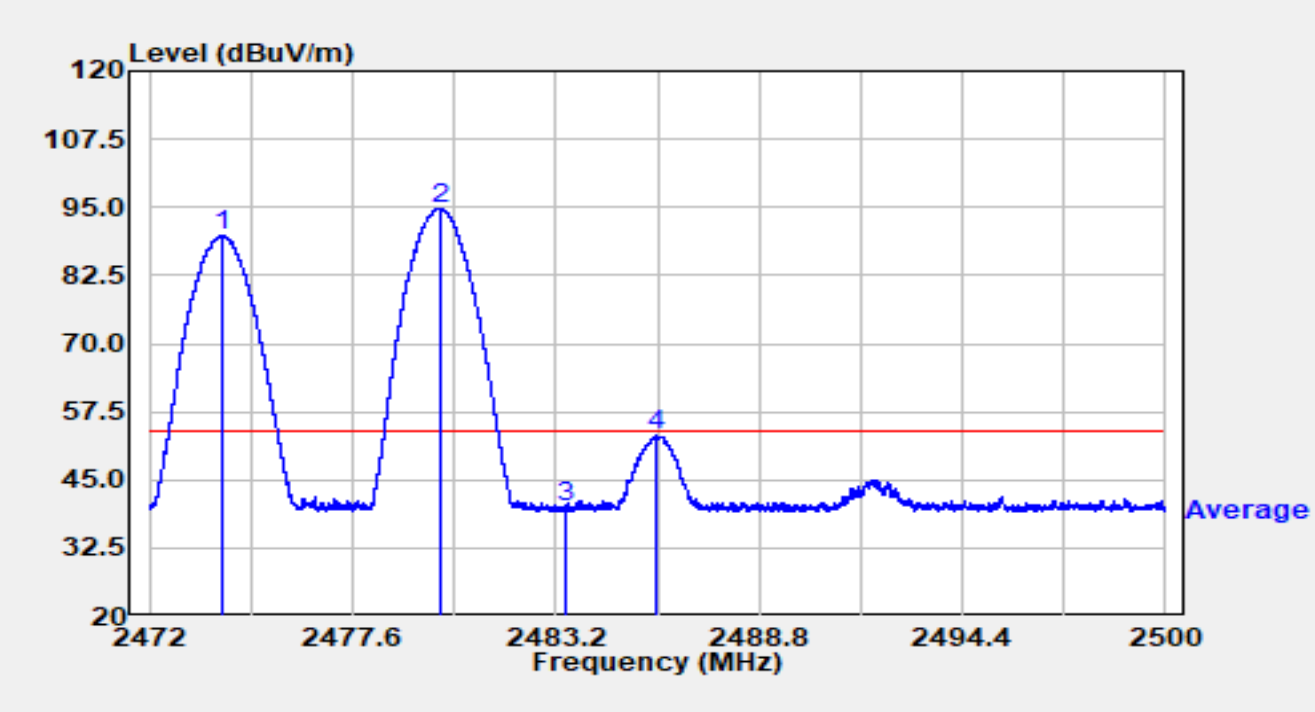

No	Mark	Frequency (MHz)	Reading (dBµV)	C.F (dB/m)	Measurement (dBµV/m)	Margin (dB)	Limit (dBµV/m)	Detector
1		2474.024	57.35	32.39	89.74	N/A	N/A	Average
2		2480.036	62.44	32.38	94.83	N/A	N/A	Average
3		2483.500	7.60	32.38	39.98	-14.02	54.00	Average
4	*	2485.964	20.67	32.38	53.06	-0.94	54.00	Average

Notes:

1. " *", means this data is the worst emission level.

2. C.F (dB/m) = Antenna Factor (dB/m) + Cable Loss (dB).

3. Measurement (dBµV/m) = Reading (dBµV) + C.F (dB/m).

Site	WZ-AC2	Test Date	2024-07-05
Test Engineer	Bob Zhang	Temp./Humidity	25.5°C/56.8%
Factor	BBHA 9120D_1457_1-18GHz	Polarity	Vertical
EUT	ACCESS POINT	Test Voltage	120V/60Hz
Test Mode	Transmit by Ant 14 2480MHz Ant 7 2474MHz		

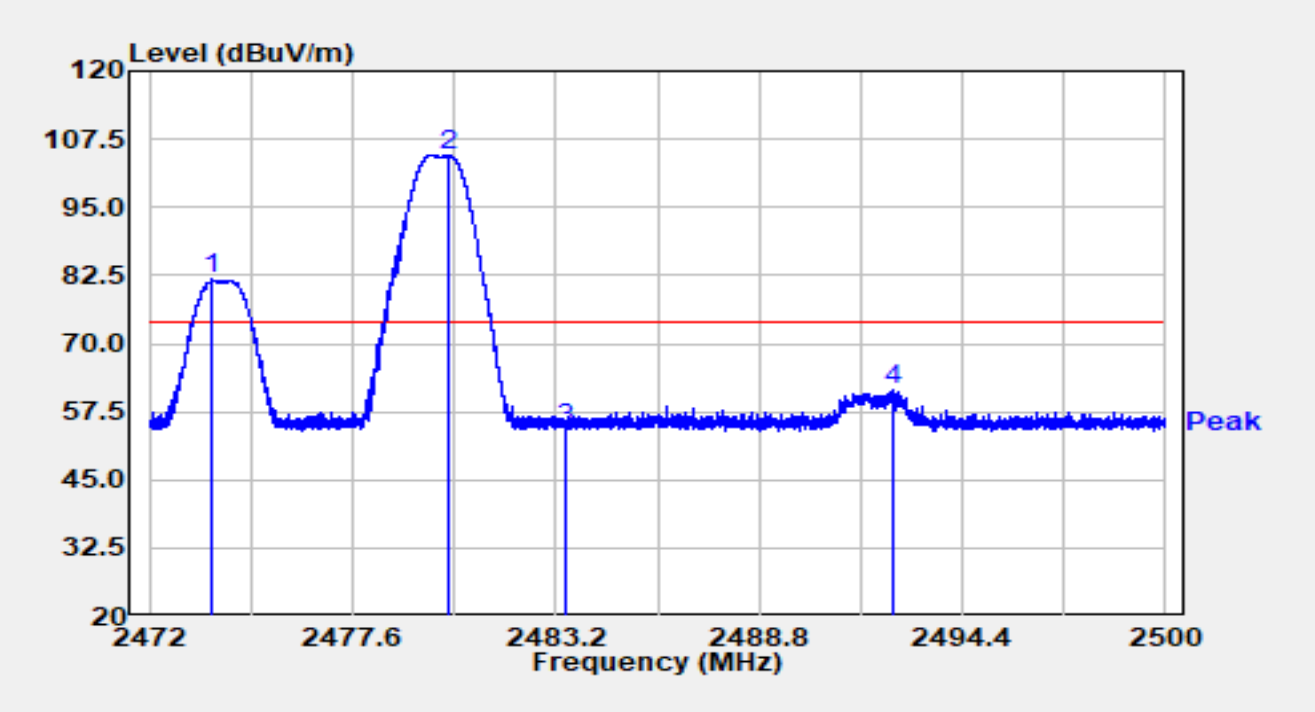

No	Mark	Frequency (MHz)	Reading (dBμV)	C.F (dB/m)	Measurement (dBμV/m)	Margin (dB)	Limit (dBμV/m)	Detector
1		2473.744	49.36	32.39	81.74	N/A	N/A	Peak
2		2480.246	72.19	32.38	104.57	N/A	N/A	Peak
3		2483.500	21.85	32.38	54.23	-19.77	74.00	Peak
4	*	2492.476	29.06	32.38	61.44	-12.56	74.00	Peak

Notes:

1. " *", means this data is the worst emission level.
2. C.F (dB/m) = Antenna Factor (dB/m) + Cable Loss (dB).
3. Measurement (dBμV/m) = Reading (dBμV) + C.F (dB/m).

Site	WZ-AC2	Test Date	2024-07-05
Test Engineer	Bob Zhang	Temp./Humidity	25.5°C/56.8%
Factor	BBHA 9120D_1457_1-18GHz	Polarity	Vertical
EUT	ACCESS POINT	Test Voltage	120V/60Hz
Test Mode	Transmit by Ant 14 2480MHz Ant 7 2474MHz		

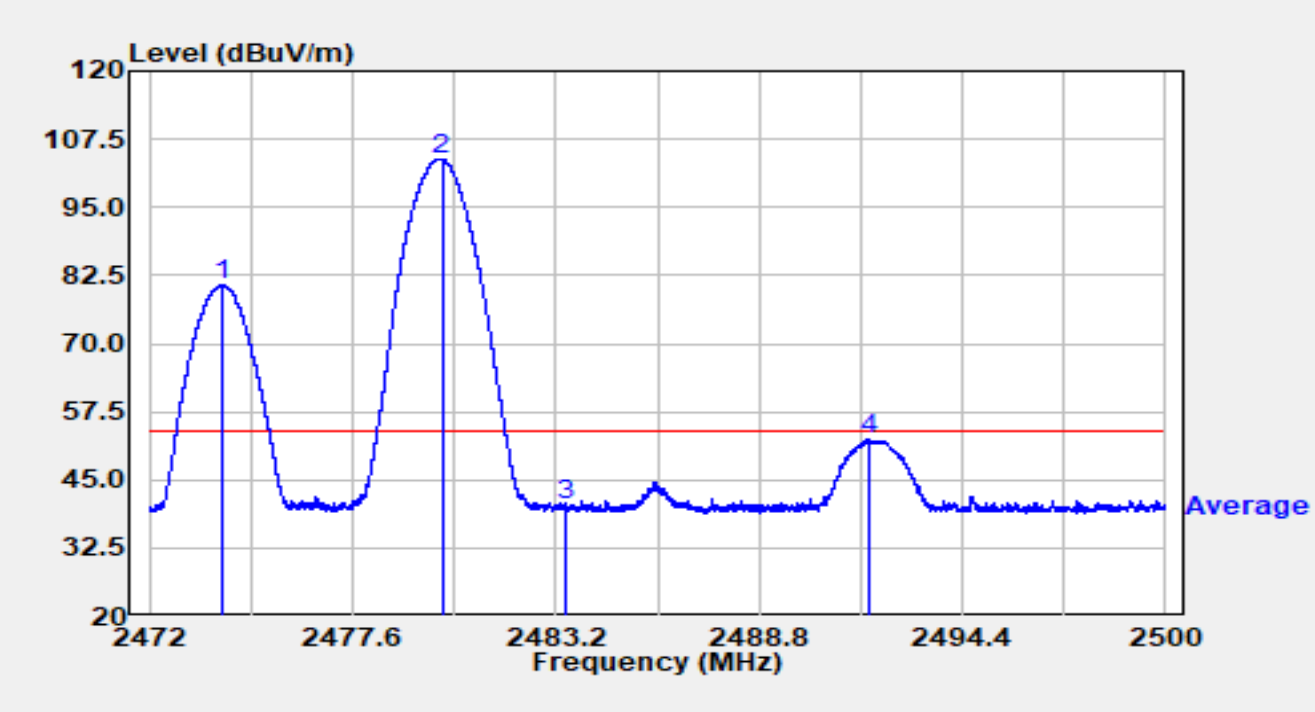

No	Mark	Frequency (MHz)	Reading (dBμV)	C.F (dB/m)	Measurement (dBμV/m)	Margin (dB)	Limit (dBμV/m)	Detector
1		2474.008	48.31	32.39	80.69	N/A	N/A	Average
2		2480.061	71.48	32.38	103.86	N/A	N/A	Average
3		2483.500	7.81	32.38	40.20	-13.80	54.00	Average
4	*	2491.804	19.99	32.38	52.37	-1.63	54.00	Average

Notes:

1. " *", means this data is the worst emission level.

2. C.F (dB/m) = Antenna Factor (dB/m) + Cable Loss (dB).

3. Measurement (dBμV/m) = Reading (dBμV) + C.F (dB/m).

Site	WZ-AC2	Test Date	2024-07-05
Test Engineer	Bob Zhang	Temp./Humidity	25.5°C/56.8%
Factor	BBHA 9120D_1457_1-18GHz	Polarity	Horizontal
EUT	ACCESS POINT	Test Voltage	120V/60Hz
Test Mode	Transmit by Ant 14 2480MHz Ant 7 2476MHz		

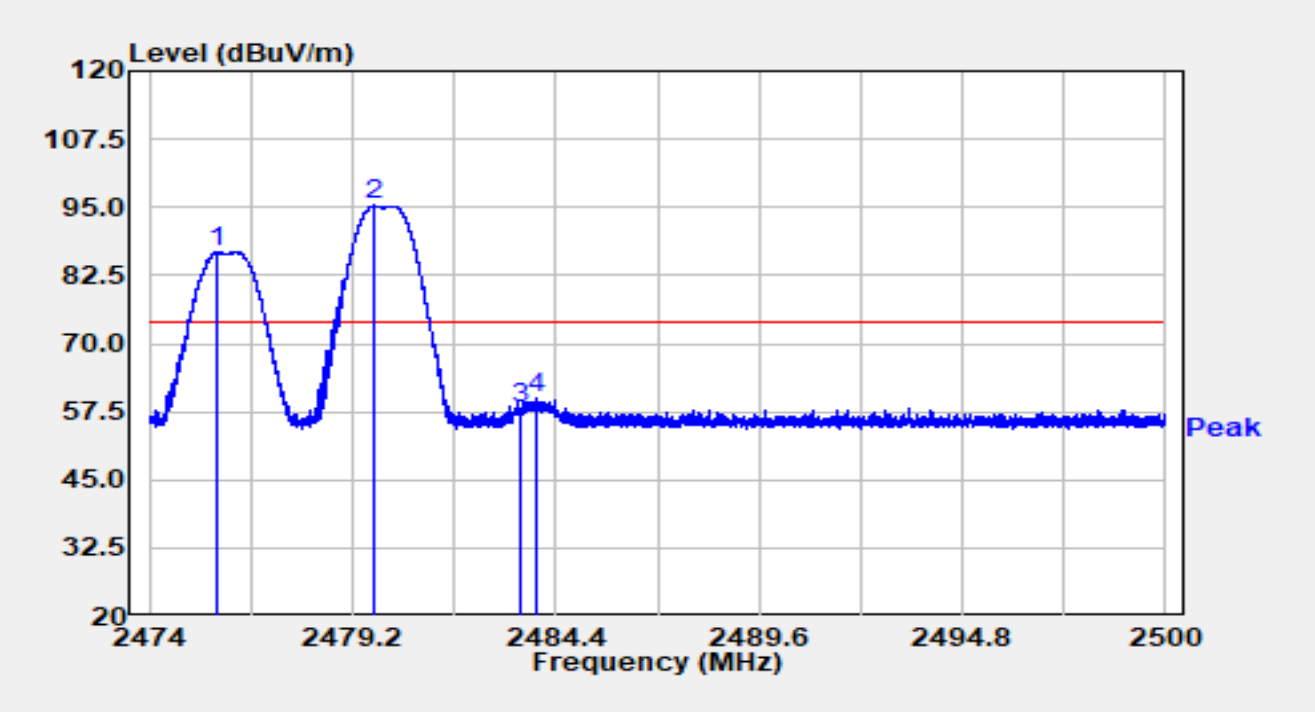

No	Mark	Frequency (MHz)	Reading (dBµV)	C.F (dB/m)	Measurement (dBµV/m)	Margin (dB)	Limit (dBµV/m)	Detector
1		2475.742	54.44	32.39	86.82	N/A	N/A	Peak
2		2479.749	62.96	32.38	95.34	N/A	N/A	Peak
3		2483.500	25.74	32.38	58.12	-15.88	74.00	Peak
4	*	2483.893	27.44	32.38	59.82	-14.18	74.00	Peak

Notes:

1. " *", means this data is the worst emission level.
2. C.F (dB/m) = Antenna Factor (dB/m) + Cable Loss (dB).
3. Measurement (dBµV/m) = Reading (dBµV) + C.F (dB/m).

Site	WZ-AC2	Test Date	2024-07-05
Test Engineer	Bob Zhang	Temp./Humidity	25.5°C/56.8%
Factor	BBHA 9120D_1457_1-18GHz	Polarity	Horizontal
EUT	ACCESS POINT	Test Voltage	120V/60Hz
Test Mode	Transmit by Ant 14 2480MHz Ant 7 2476MHz		

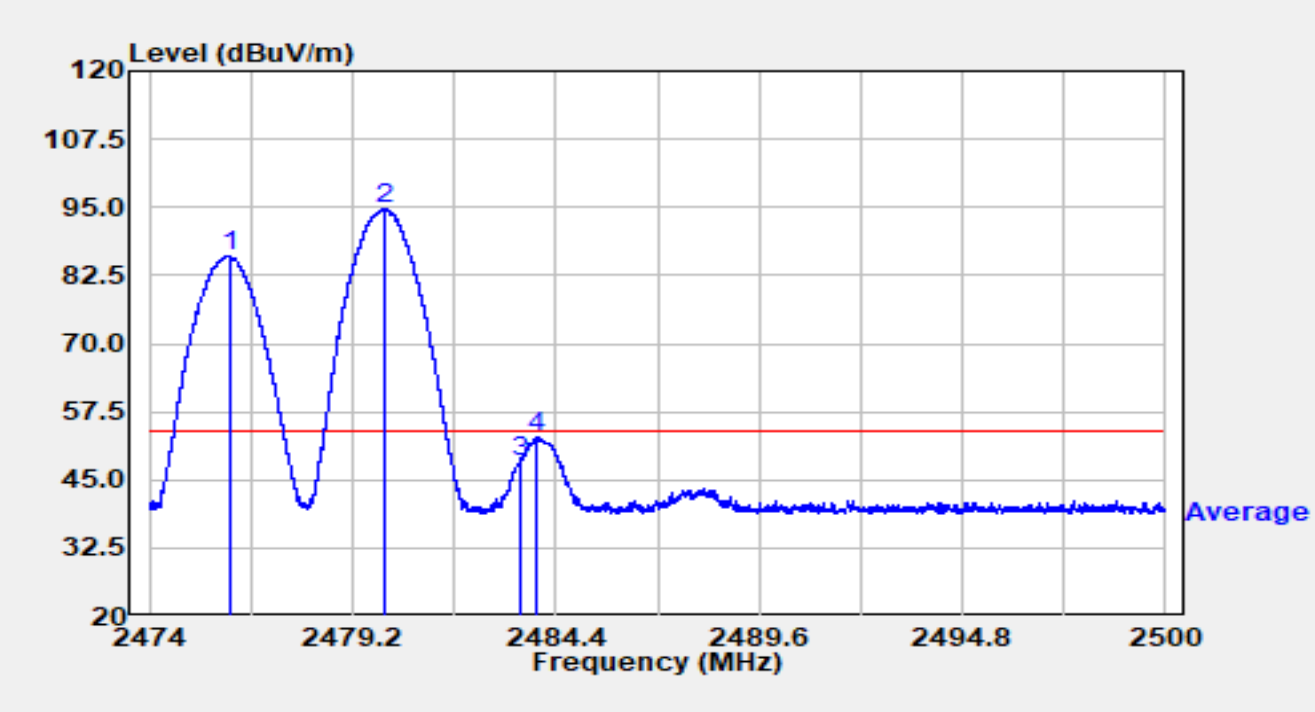

No	Mark	Frequency (MHz)	Reading (dBμV)	C.F (dB/m)	Measurement (dBμV/m)	Margin (dB)	Limit (dBμV/m)	Detector
1		2476.044	53.65	32.39	86.04	N/A	N/A	Average
2		2480.045	62.19	32.38	94.57	N/A	N/A	Average
3		2483.500	16.07	32.38	48.46	-5.54	54.00	Average
4	*	2483.901	20.52	32.38	52.90	-1.10	54.00	Average

Notes:

1. " *", means this data is the worst emission level.
2. C.F (dB/m) = Antenna Factor (dB/m) + Cable Loss (dB).
3. Measurement (dBμV/m) = Reading (dBμV) + C.F (dB/m).

Site	WZ-AC2	Test Date	2024-07-05
Test Engineer	Bob Zhang	Temp./Humidity	25.5°C/56.8%
Factor	BBHA 9120D_1457_1-18GHz	Polarity	Vertical
EUT	ACCESS POINT	Test Voltage	120V/60Hz
Test Mode	Transmit by Ant 14 2480MHz Ant 7 2476MHz		

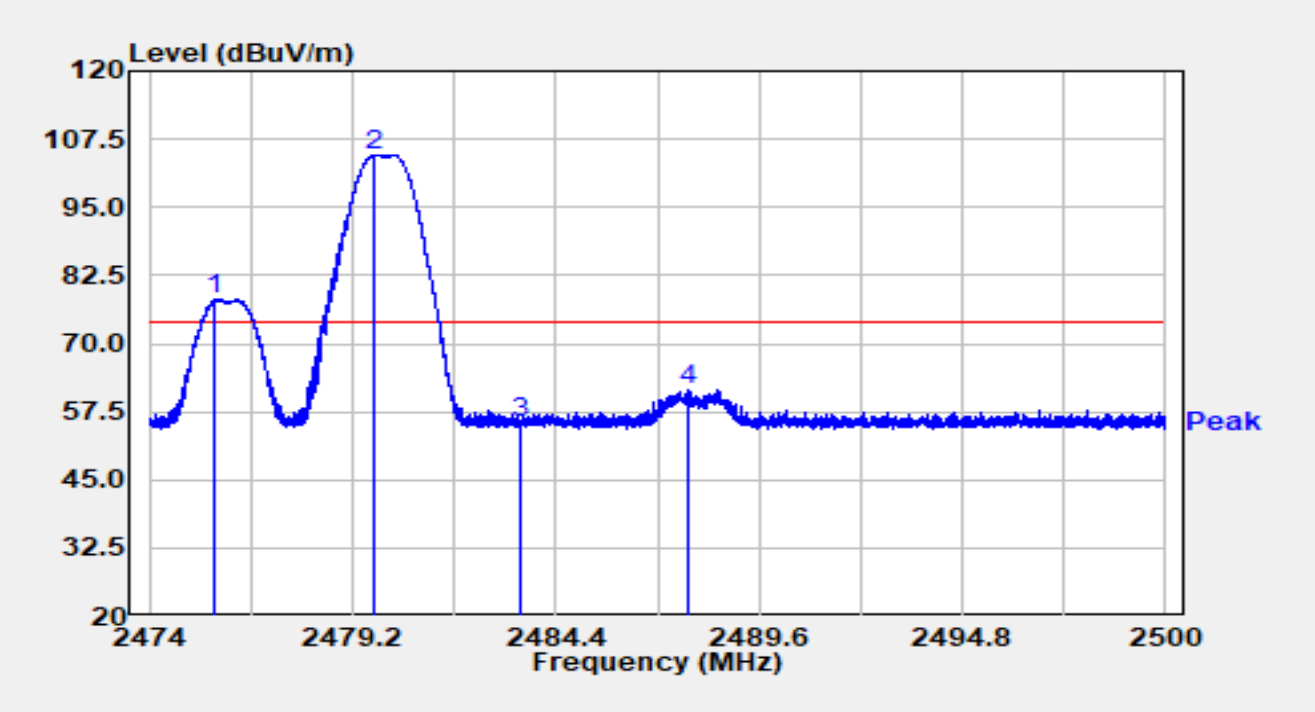

No	Mark	Frequency (MHz)	Reading (dBμV)	C.F (dB/m)	Measurement (dBμV/m)	Margin (dB)	Limit (dBμV/m)	Detector
1		2475.690	45.82	32.39	78.21	N/A	N/A	Peak
2		2479.730	72.17	32.38	104.56	N/A	N/A	Peak
3		2483.500	23.13	32.38	55.52	-18.48	74.00	Peak
4	*	2487.814	29.21	32.38	61.59	-12.41	74.00	Peak

Notes:

1. " *", means this data is the worst emission level.

2. C.F (dB/m) = Antenna Factor (dB/m) + Cable Loss (dB).

3. Measurement (dBμV/m) = Reading (dBμV) + C.F (dB/m).

Site	WZ-AC2	Test Date	2024-07-05
Test Engineer	Bob Zhang	Temp./Humidity	25.5°C/56.8%
Factor	BBHA 9120D_1457_1-18GHz	Polarity	Vertical
EUT	ACCESS POINT	Test Voltage	120V/60Hz
Test Mode	Transmit by Ant 14 2480MHz Ant 7 2476MHz		

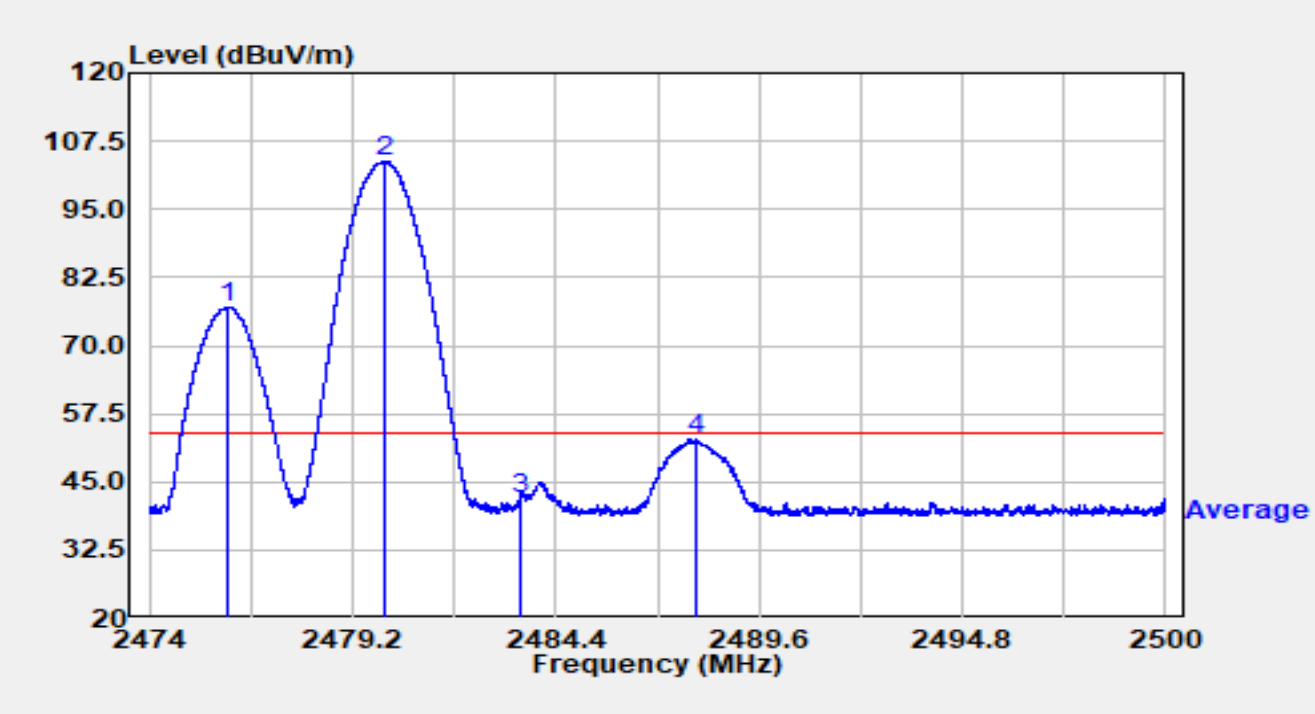

No	Mark	Frequency (MHz)	Reading (dBμV)	C.F (dB/m)	Measurement (dBμV/m)	Margin (dB)	Limit (dBμV/m)	Detector
1		2476.023	44.74	32.39	77.12	N/A	N/A	Average
2		2480.048	71.47	32.38	103.85	N/A	N/A	Average
3		2483.500	9.36	32.38	41.74	-12.26	54.00	Average
4	*	2487.978	20.43	32.38	52.81	-1.19	54.00	Average

Notes:

1. " *", means this data is the worst emission level.
2. C.F (dB/m) = Antenna Factor (dB/m) + Cable Loss (dB).
3. Measurement (dBμV/m) = Reading (dBμV) + C.F (dB/m).

Site	WZ-AC2	Test Date	2024-07-05
Test Engineer	Bob Zhang	Temp./Humidity	25.5°C/56.8%
Factor	BBHA 9120D_1457_1-18GHz	Polarity	Horizontal
EUT	ACCESS POINT	Test Voltage	120V/60Hz
Test Mode	Transmit by Ant 14 2480MHz Ant 7 2478MHz		

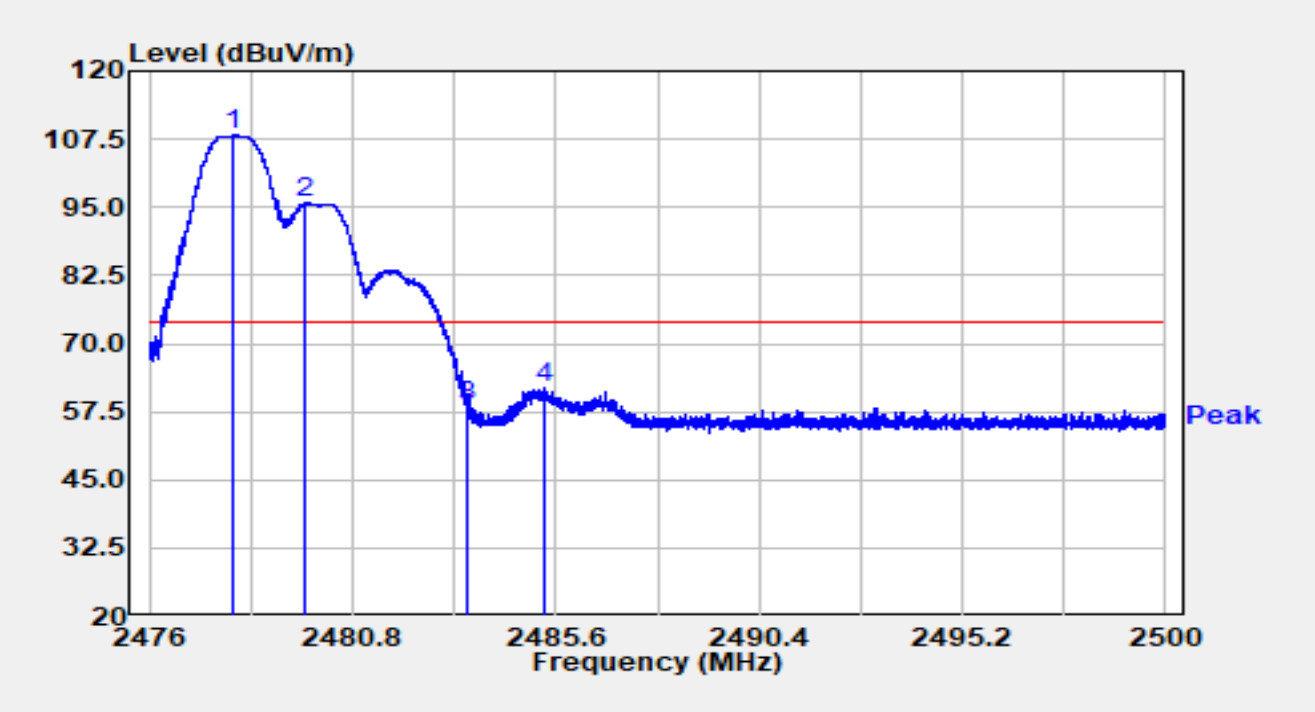

No	Mark	Frequency (MHz)	Reading (dBµV)	C.F (dB/m)	Measurement (dBµV/m)	Margin (dB)	Limit (dBµV/m)	Detector
1		2477.968	76.08	32.38	108.47	N/A	N/A	Peak
2		2479.684	63.57	32.38	95.95	N/A	N/A	Peak
3		2483.500	26.12	32.38	58.50	-15.50	74.00	Peak
4	*	2485.329	29.52	32.38	61.90	-12.10	74.00	Peak

Notes:

1. " *", means this data is the worst emission level.

2. C.F (dB/m) = Antenna Factor (dB/m) + Cable Loss (dB).

3. Measurement (dBµV/m) = Reading (dBµV) + C.F (dB/m).

Site	WZ-AC2	Test Date	2024-07-05
Test Engineer	Bob Zhang	Temp./Humidity	25.5°C/56.8%
Factor	BBHA 9120D_1457_1-18GHz	Polarity	Horizontal
EUT	ACCESS POINT	Test Voltage	120V/60Hz
Test Mode	Transmit by Ant 14 2480MHz Ant 7 2478MHz		

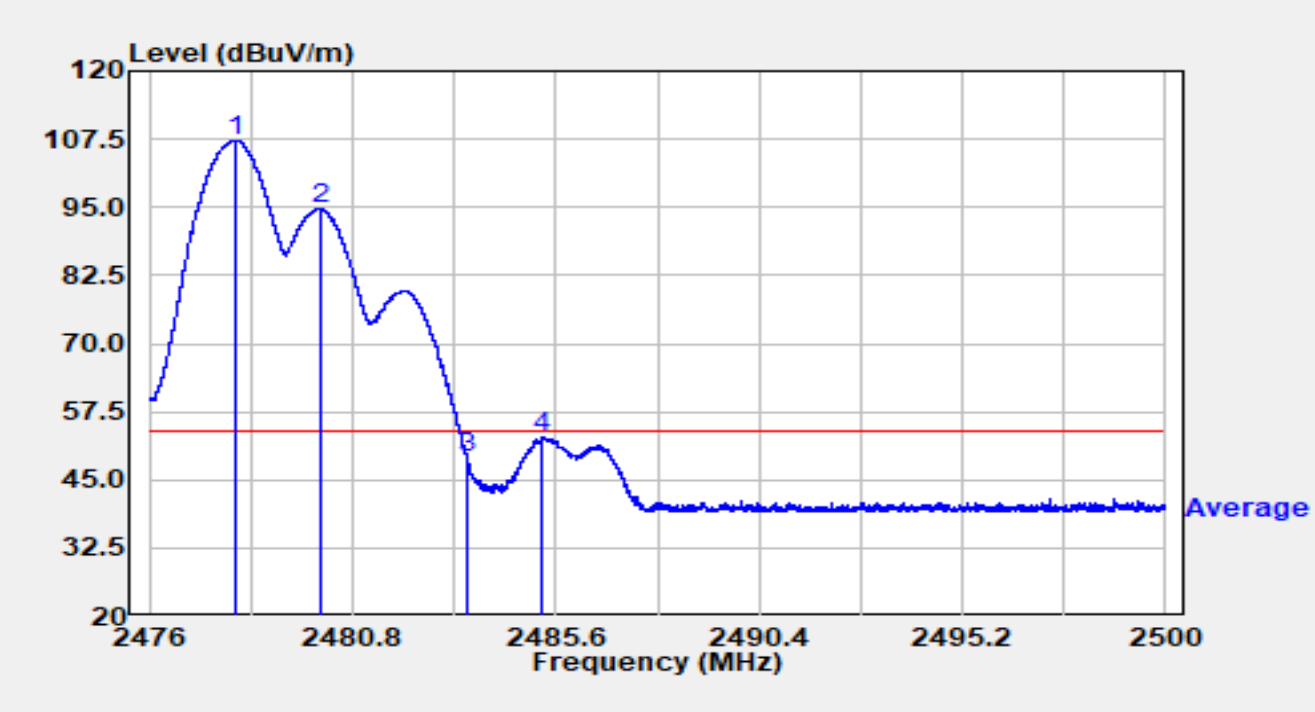

No	Mark	Frequency (MHz)	Reading (dBµV)	C.F (dB/m)	Measurement (dBµV/m)	Margin (dB)	Limit (dBµV/m)	Detector
1		2478.042	74.93	32.38	107.32	N/A	N/A	Average
2		2480.066	62.39	32.38	94.77	N/A	N/A	Average
3		2483.500	16.58	32.38	48.96	-5.04	54.00	Average
4	*	2485.290	20.46	32.38	52.84	-1.16	54.00	Average

Notes:

1. " *", means this data is the worst emission level.
2. C.F (dB/m) = Antenna Factor (dB/m) + Cable Loss (dB).
3. Measurement (dBµV/m) = Reading (dBµV) + C.F (dB/m).

Site	WZ-AC2	Test Date	2024-07-05
Test Engineer	Bob Zhang	Temp./Humidity	25.5°C/56.8%
Factor	BBHA 9120D_1457_1-18GHz	Polarity	Vertical
EUT	ACCESS POINT	Test Voltage	120V/60Hz
Test Mode	Transmit by Ant 14 2480MHz Ant 7 2478MHz		

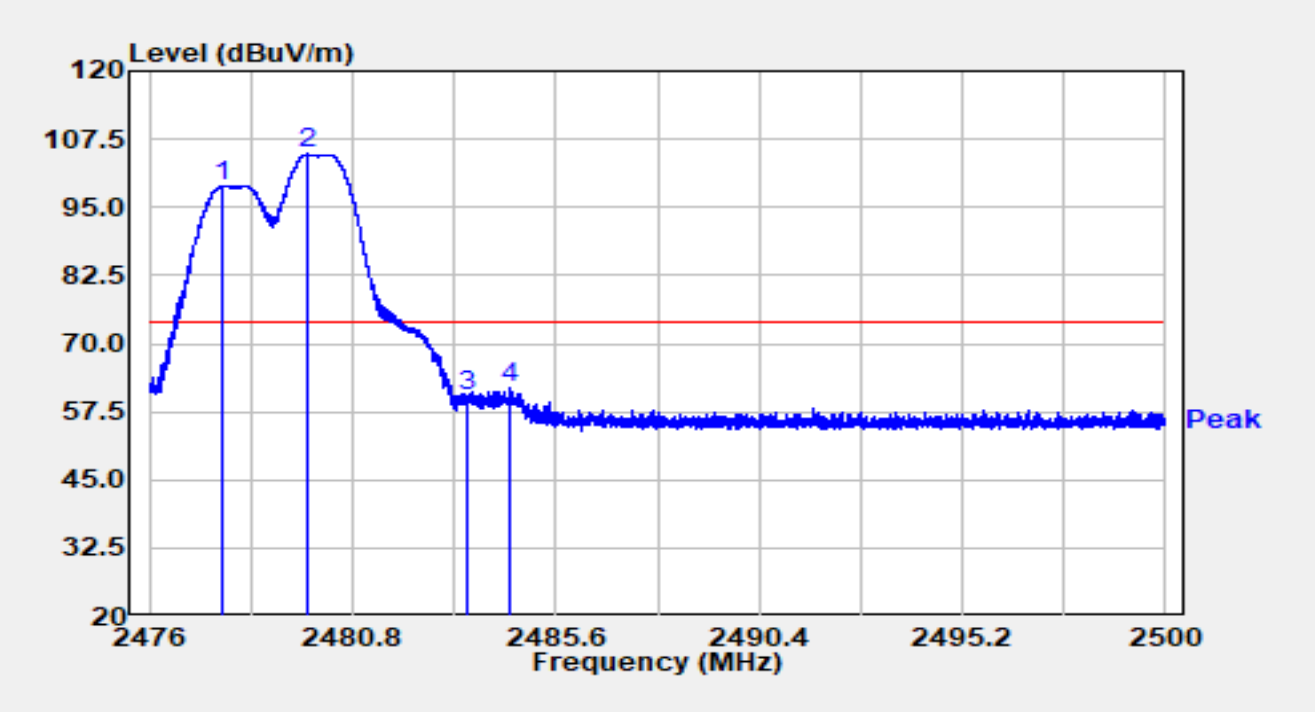

No	Mark	Frequency (MHz)	Reading (dBμV)	C.F (dB/m)	Measurement (dBμV/m)	Margin (dB)	Limit (dBμV/m)	Detector
1		2477.716	66.59	32.39	98.98	N/A	N/A	Peak
2		2479.749	72.35	32.38	104.74	N/A	N/A	Peak
3		2483.500	27.94	32.38	60.32	-13.68	74.00	Peak
4	*	2484.530	29.40	32.38	61.78	-12.22	74.00	Peak

Notes:

1. " *", means this data is the worst emission level.

2. C.F (dB/m) = Antenna Factor (dB/m) + Cable Loss (dB).

3. Measurement (dBμV/m) = Reading (dBμV) + C.F (dB/m).

Site	WZ-AC2	Test Date	2024-07-05
Test Engineer	Bob Zhang	Temp./Humidity	25.5°C/56.8%
Factor	BBHA 9120D_1457_1-18GHz	Polarity	Vertical
EUT	ACCESS POINT	Test Voltage	120V/60Hz
Test Mode	Transmit by Ant 14 2480MHz Ant 7 2478MHz		

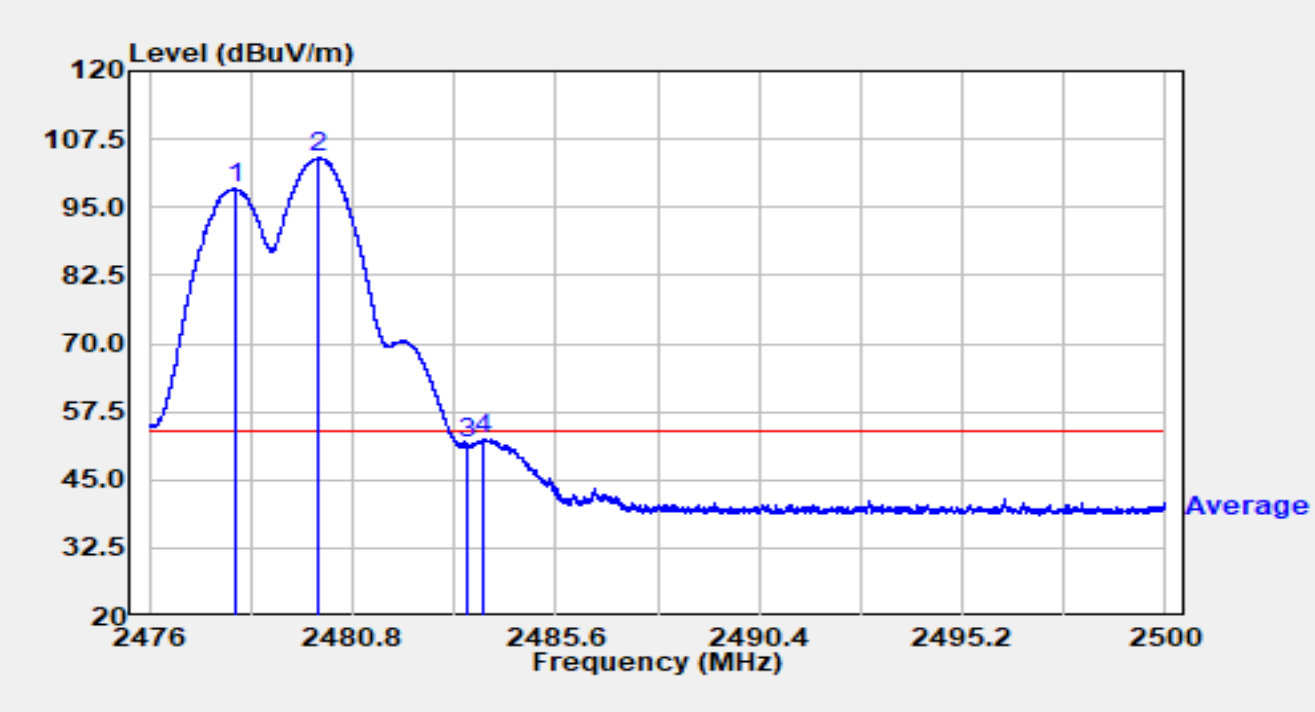

No	Mark	Frequency (MHz)	Reading (dBµV)	C.F (dB/m)	Measurement (dBµV/m)	Margin (dB)	Limit (dBµV/m)	Detector
1		2478.006	65.98	32.38	98.37	N/A	N/A	Average
2		2480.010	71.64	32.38	104.02	N/A	N/A	Average
3		2483.500	19.29	32.38	51.67	-2.33	54.00	Average
4	*	2483.903	20.01	32.38	52.39	-1.61	54.00	Average

Notes:

1. " *", means this data is the worst emission level.
2. C.F (dB/m) = Antenna Factor (dB/m) + Cable Loss (dB).
3. Measurement (dBµV/m) = Reading (dBµV) + C.F (dB/m).

A.8 AC Conducted Emissions Test Result

Site	WZ-SR2	Test Date	2024-07-09
Test Engineer	Linda Wei	Temp./Humidity	26.3°C /58.4%
Factor	ENV216_101683_L1_Filter Off_C	Polarity	Line1
EUT	ACCESS POINT	Test Voltage	120V/60Hz
Test Mode	Transmit by BLE 1M at channel 2440MHz		

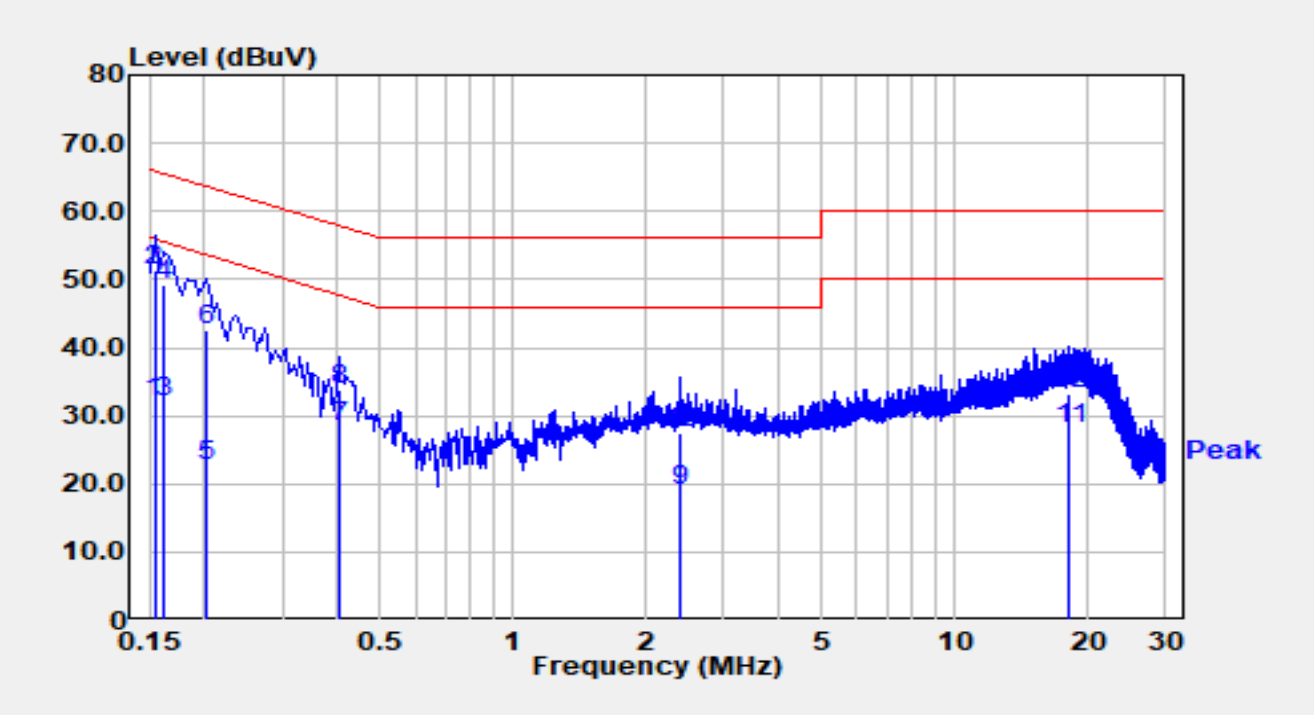

No	Mark	Frequency (MHz)	Reading (dBμV)	C.F (dB)	Measurement (dBμV)	Margin (dB)	Limit (dBμV)	Detector
1		0.154	22.20	9.82	32.02	-23.76	55.78	Average
2	*	0.154	41.60	9.82	51.42	-14.36	65.78	QP
3		0.162	22.20	9.82	32.02	-23.34	55.36	Average
4		0.162	39.40	9.82	49.22	-16.14	65.36	QP
5		0.202	12.90	9.82	22.72	-30.81	53.53	Average
6		0.202	32.70	9.82	42.52	-21.01	63.53	QP
7		0.402	18.50	9.89	28.39	-19.43	47.81	Average
8		0.402	23.90	9.89	33.79	-24.03	57.81	QP
9		2.400	8.80	10.15	18.95	-27.05	46.00	Average
10		2.400	17.30	10.15	27.45	-28.55	56.00	QP
11		18.160	17.30	10.84	28.14	-21.86	50.00	Average
12		18.160	22.40	10.84	33.24	-26.76	60.00	QP

Notes:

1. " *", means this data is the worst emission level.

2. C.F (dB) = LISN Factor (dB) + Cable Loss (dB).
3. Measurement(dBμV) = Reading(dBμV) + C.F (dB).

Site	WZ-SR2	Test Date	2024-07-09
Test Engineer	Linda Wei	Temp./Humidity	26.3°C /58.4%
Factor	ENV216_101683_N_Filter Off_C	Polarity	Neutral
EUT	ACCESS POINT	Test Voltage	120V/60Hz
Test Mode	Transmit by BLE 1M at channel 2440MHz		

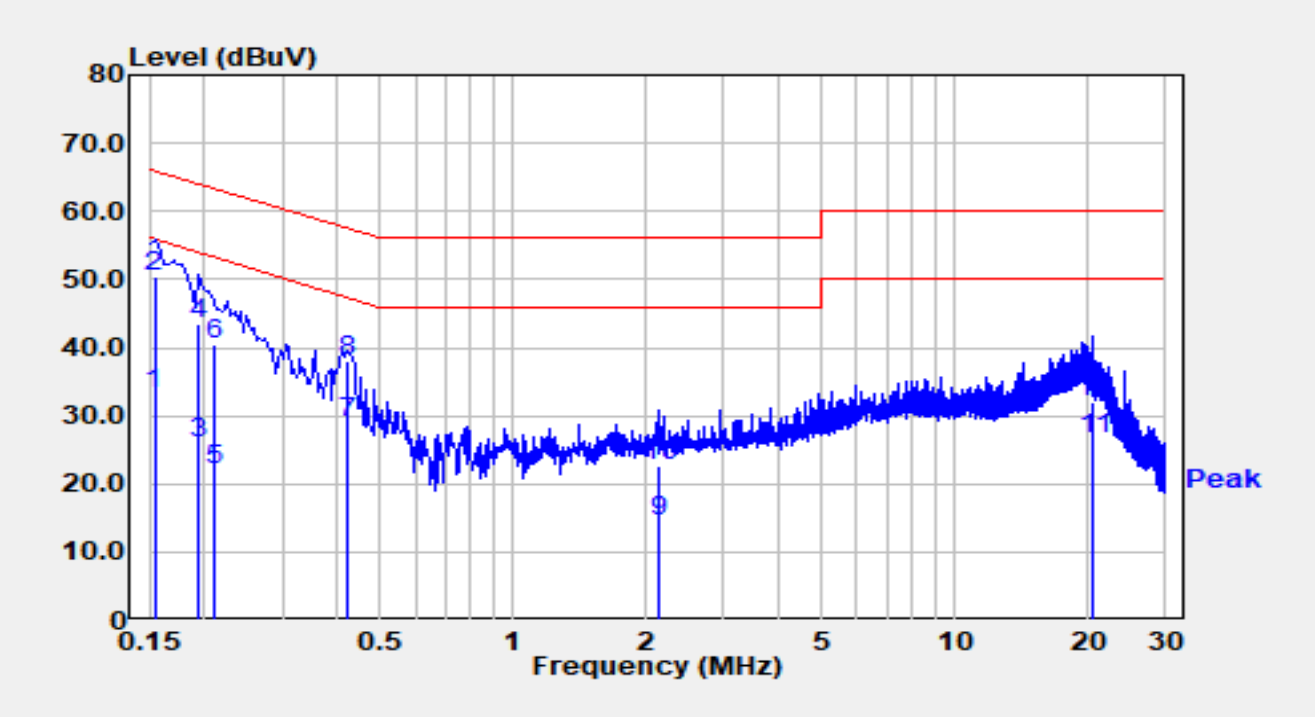

No	Mark	Frequency (MHz)	Reading (dBμV)	C.F (dB)	Measurement (dBμV)	Margin (dB)	Limit (dBμV)	Detector
1		0.154	23.20	10.13	33.33	-22.45	55.78	Average
2	*	0.154	40.40	10.13	50.53	-15.25	65.78	QP
3		0.194	15.80	10.11	25.91	-27.96	53.86	Average
4		0.194	33.40	10.11	43.51	-20.36	63.86	QP
5		0.210	11.90	10.10	22.00	-31.20	53.21	Average
6		0.210	30.40	10.10	40.50	-22.70	63.21	QP
7		0.422	18.90	10.14	29.04	-18.37	47.41	Average
8		0.422	28.00	10.14	38.14	-19.27	57.41	QP
9		2.130	4.10	10.39	14.49	-31.51	46.00	Average
10		2.130	12.40	10.39	22.79	-33.21	56.00	QP
11		20.610	15.50	11.22	26.72	-23.28	50.00	Average
12		20.610	20.70	11.22	31.92	-28.08	60.00	QP

Notes:

1. " *", means this data is the worst emission level.

2. C.F (dB) = LISN Factor (dB) + Cable Loss (dB).
3. Measurement(dBμV) = Reading(dBμV) + C.F (dB).

Appendix B - Test Setup Photograph

Refer to “2403RSU068-UT” file.

Appendix C - EUT Photograph

Refer to “2403RSU068-UE” file.

The End