Site: WZ-AC1	Test Date: 2024-05-01
Limit: FCC_6G_RE(3m)	Engineer: Dick Shen
Probe: BBHA9120D_1167_1-18GHz	Polarity: Horizontal
EUT: ACCESS POINT	Power: AC 120V/60Hz
Test Mode: Transmit by 802.11ax-HE20 at 7095MHz	

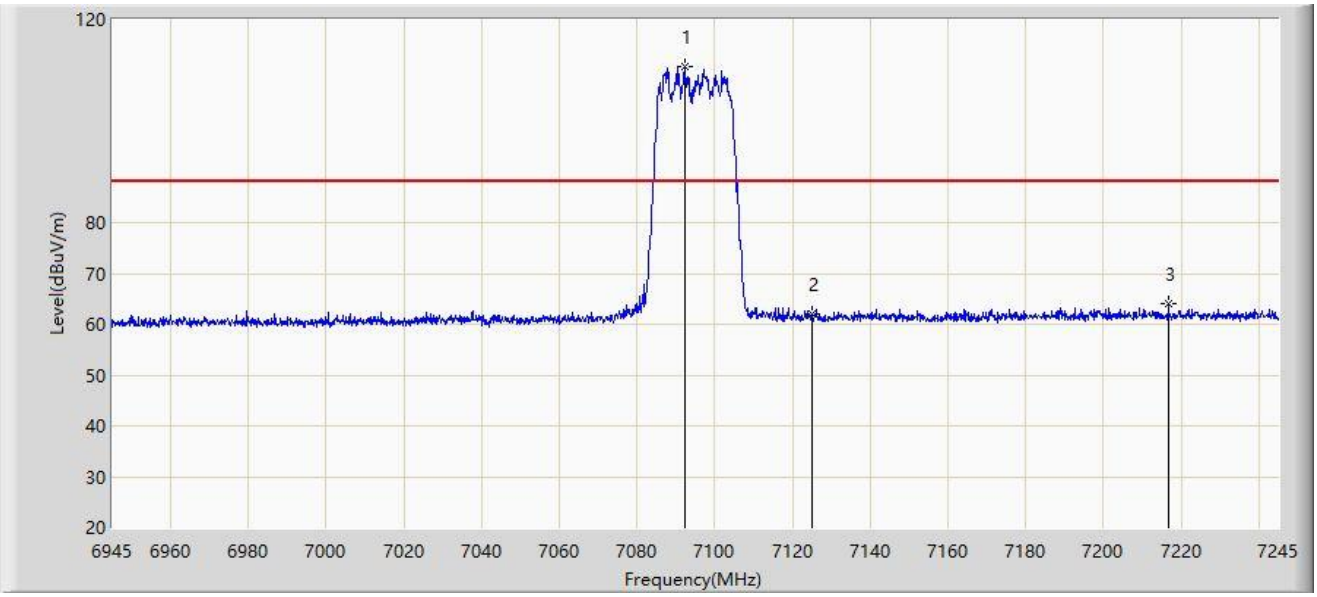

No	Mark	Frequency (MHz)	Measure Level (dBμV/m)	Reading Level (dBμV)	Margin (dB)	Limit (dBμV/m)	Factor (dB/m)	Type
1		7092.300	110.641	102.144	N/A	N/A	8.498	PK
2		7125.000	62.012	53.250	-26.188	88.200	8.762	PK
3	*	7216.800	64.112	55.053	-24.088	88.200	9.058	PK

Note 1: " * ", means this data is the worst emission level.

Note 2: Measure Level (dBμV/m) = Reading Level (dBμV) + Factor (dB/m).

Note 3: Factor (dB/m) = Cable Loss (dB) + Antenna Factor (dB/m) - Pre_Amplifier Gain (dB).

Site: WZ-AC1	Test Date: 2024-05-01
Limit: FCC_6G_RE(3m)	Engineer: Dick Shen
Probe: BBHA9120D_1167_1-18GHz	Polarity: Horizontal
EUT: ACCESS POINT	Power: AC 120V/60Hz
Test Mode: Transmit by 802.11ax-HE20 at 7095MHz	

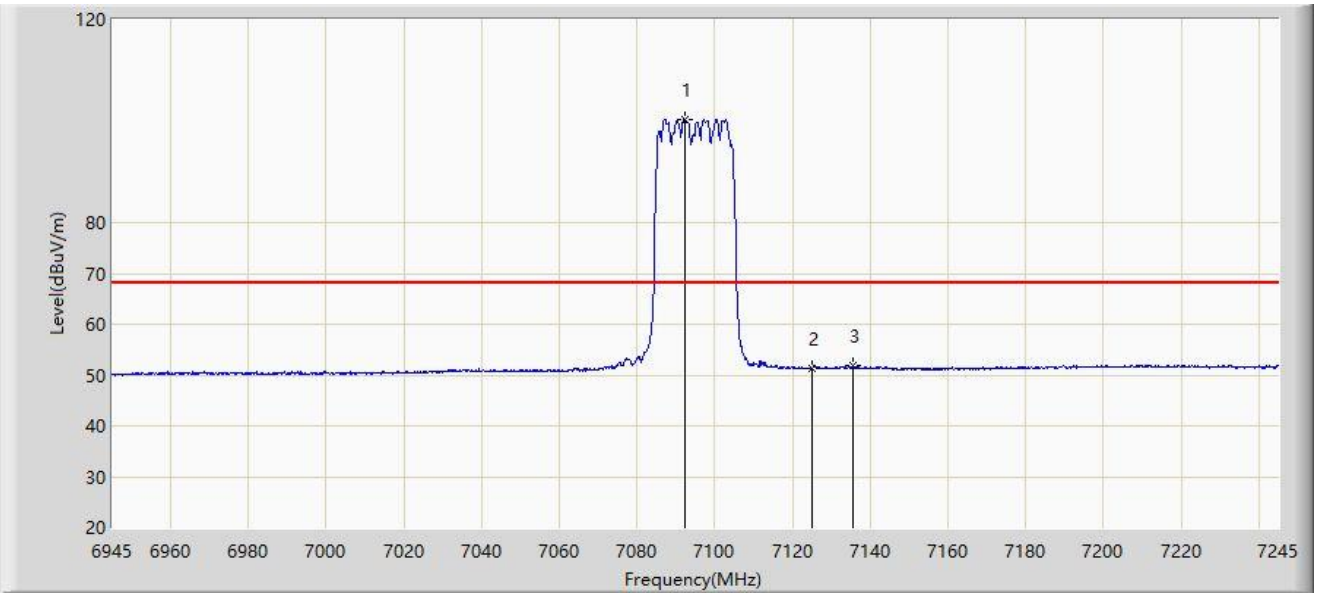

No	Mark	Frequency (MHz)	Measure Level (dBμV/m)	Reading Level (dBμV)	Margin (dB)	Limit (dBμV/m)	Factor (dB/m)	Type
1		7092.300	100.398	91.901	N/A	N/A	8.498	AV
2		7125.000	51.418	42.656	-16.782	68.200	8.762	AV
3	*	7135.500	51.765	42.899	-16.435	68.200	8.867	AV

Note 1: " * ", means this data is the worst emission level.

Note 2: Measure Level (dBμV/m) = Reading Level (dBμV) + Factor (dB/m).

Note 3: Factor (dB/m) = Cable Loss (dB) + Antenna Factor (dB/m) - Pre_Amplifier Gain (dB).

Site: WZ-AC1	Test Date: 2024-05-01
Limit: FCC_6G_RE(3m)	Engineer: Dick Shen
Probe: BBHA9120D_1167_1-18GHz	Polarity: Vertical
EUT: ACCESS POINT	Power: AC 120V/60Hz
Test Mode: Transmit by 802.11ax-HE20 at 7095MHz	

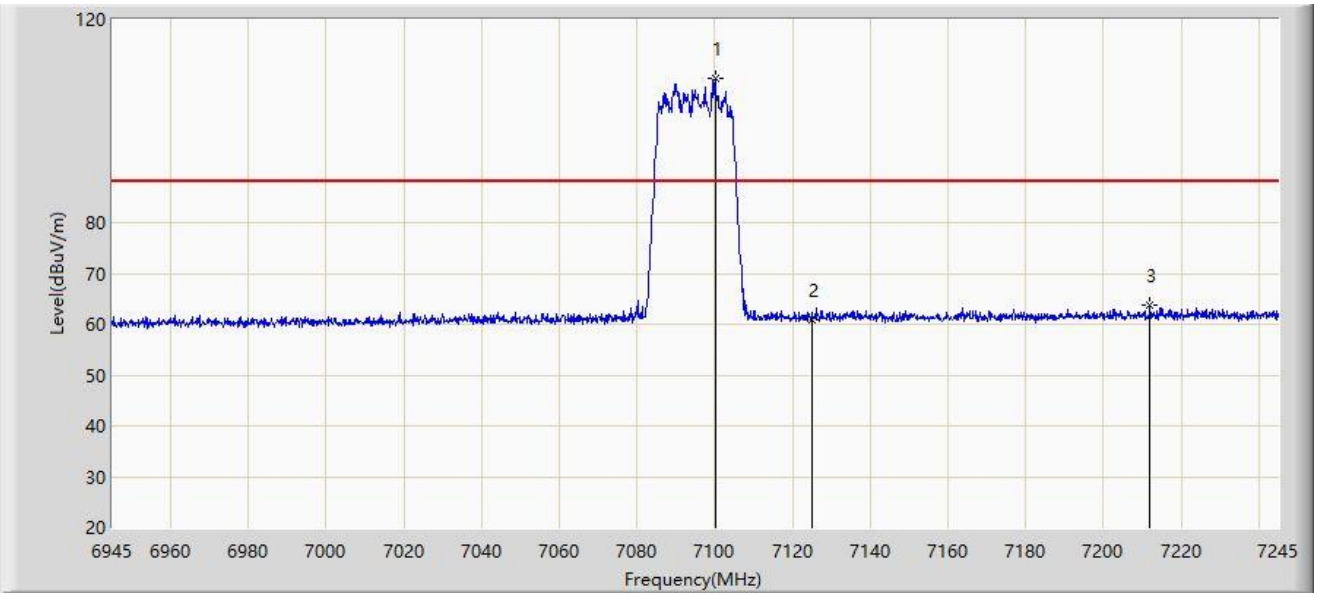

No	Mark	Frequency (MHz)	Measure Level (dBµV/m)	Reading Level (dBµV)	Margin (dB)	Limit (dBµV/m)	Factor (dB/m)	Type
1		7100.250	108.453	99.777	N/A	N/A	8.676	PK
2		7125.000	60.739	51.977	-27.461	88.200	8.762	PK
3	*	7212.000	63.723	54.664	-24.477	88.200	9.060	PK

Note 1: " * ", means this data is the worst emission level.

Note 2: Measure Level (dBµV/m) = Reading Level (dBµV) + Factor (dB/m).

Note 3: Factor (dB/m) = Cable Loss (dB) + Antenna Factor (dB/m) - Pre_Amplifier Gain (dB).

Site: WZ-AC1	Test Date: 2024-05-01
Limit: FCC_6G_RE(3m)	Engineer: Dick Shen
Probe: BBHA9120D_1167_1-18GHz	Polarity: Vertical
EUT: ACCESS POINT	Power: AC 120V/60Hz
Test Mode: Transmit by 802.11ax-HE20 at 7095MHz	

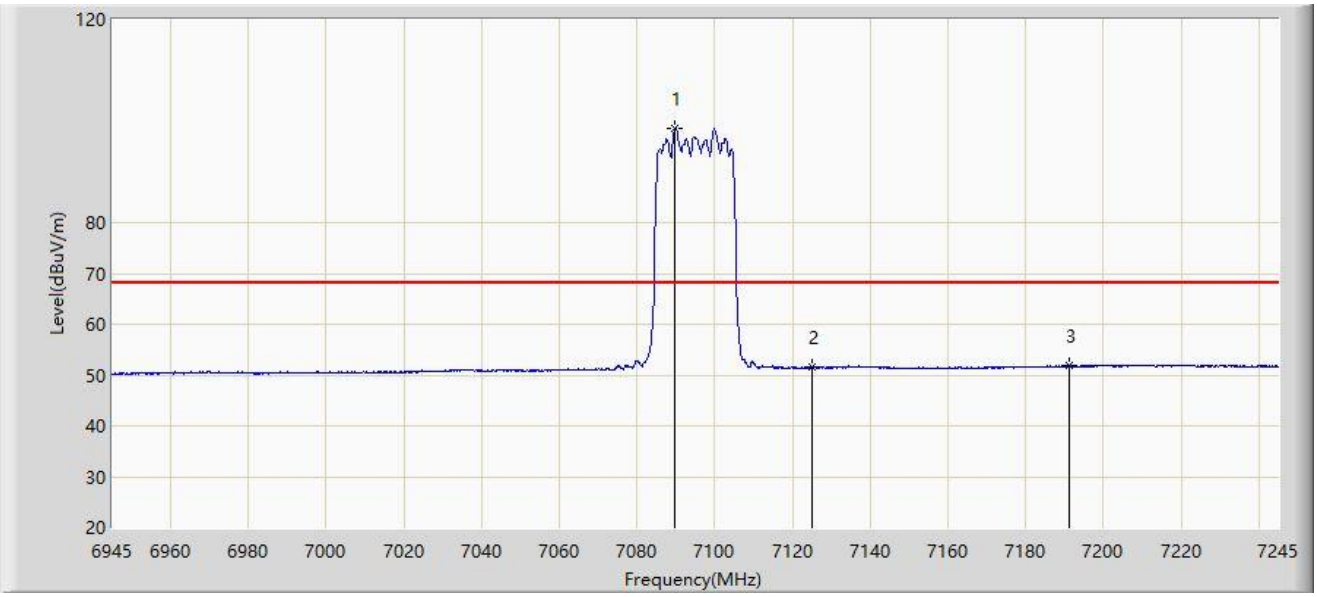

No	Mark	Frequency (MHz)	Measure Level (dBμV/m)	Reading Level (dBμV)	Margin (dB)	Limit (dBμV/m)	Factor (dB/m)	Type
1		7089.750	98.468	90.024	N/A	N/A	8.444	AV
2		7125.000	51.466	42.704	-16.734	68.200	8.762	AV
3	*	7191.150	51.837	42.918	-16.363	68.200	8.919	AV

Note 1: " * ", means this data is the worst emission level.

Note 2: Measure Level (dBμV/m) = Reading Level (dBμV) + Factor (dB/m).

Note 3: Factor (dB/m) = Cable Loss (dB) + Antenna Factor (dB/m) - Pre_Amplifier Gain (dB).

Site: WZ-AC1	Test Date: 2024-05-01
Limit: FCC_6G_RE(3m)	Engineer: Dick Shen
Probe: BBHA9120D_1167_1-18GHz	Polarity: Horizontal
EUT: ACCESS POINT	Power: AC 120V/60Hz
Test Mode: Transmit by 802.11ax-HE40 at 5965MHz	

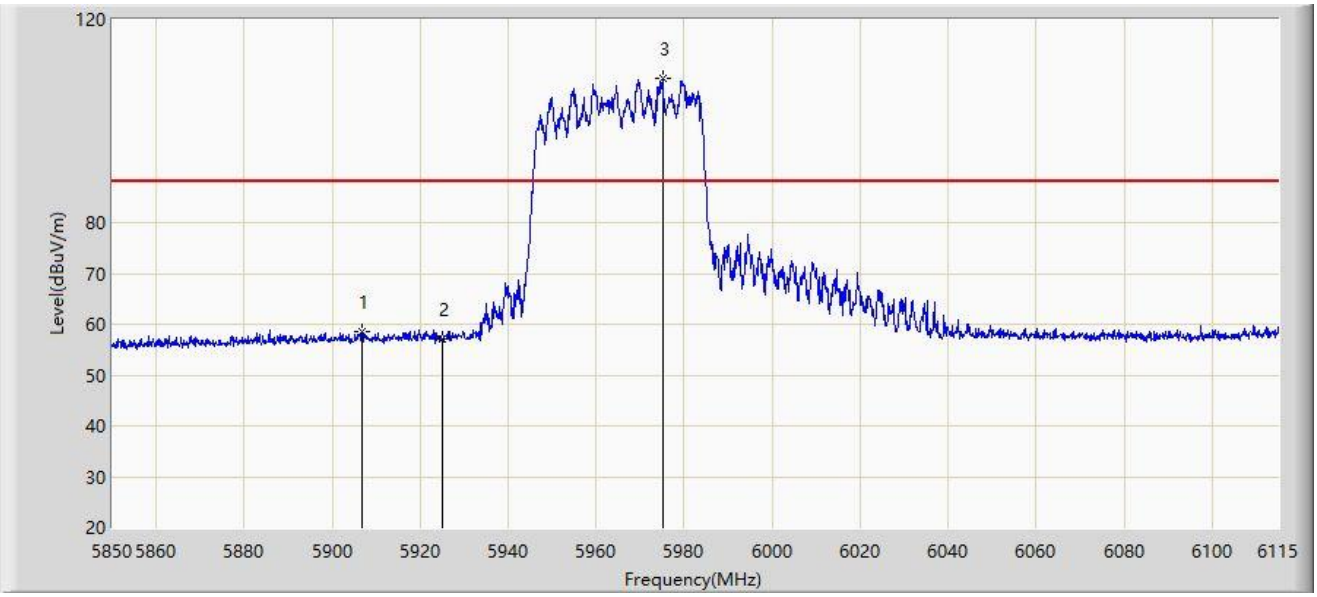

No	Mark	Frequency (MHz)	Measure Level (dBμV/m)	Reading Level (dBμV)	Margin (dB)	Limit (dBμV/m)	Factor (dB/m)	Type
1	*	5906.842	58.594	53.152	-29.606	88.200	5.443	PK
2		5925.000	56.981	51.427	-31.219	88.200	5.554	PK
3		5975.080	108.359	103.016	N/A	N/A	5.343	PK

Note 1: " * ", means this data is the worst emission level.

Note 2: Measure Level (dBμV/m) = Reading Level (dBμV) + Factor (dB/m).

Note 3: Factor (dB/m) = Cable Loss (dB) + Antenna Factor (dB/m) - Pre_Amplifier Gain (dB).

Site: WZ-AC1	Test Date: 2024-05-01
Limit: FCC_6G_RE(3m)	Engineer: Dick Shen
Probe: BBHA9120D_1167_1-18GHz	Polarity: Horizontal
EUT: ACCESS POINT	Power: AC 120V/60Hz
Test Mode: Transmit by 802.11ax-HE40 at 5965MHz	

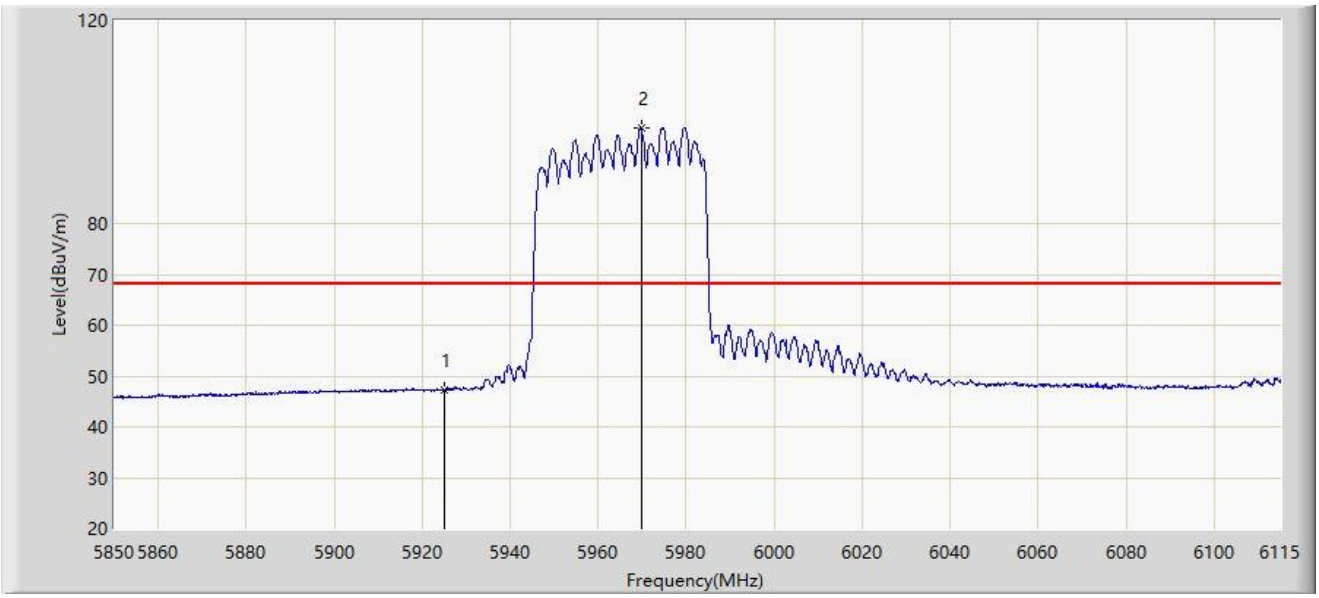

No	Mark	Frequency (MHz)	Measure Level (dBµV/m)	Reading Level (dBµV)	Margin (dB)	Limit (dBµV/m)	Factor (dB/m)	Type
1	*	5925.000	47.338	41.784	-20.862	68.200	5.554	AV
2		5969.780	98.896	93.566	N/A	N/A	5.330	AV

Note 1: " * ", means this data is the worst emission level.

Note 2: Measure Level (dBµV/m) = Reading Level (dBµV) + Factor (dB/m).

Note 3: Factor (dB/m) = Cable Loss (dB) + Antenna Factor (dB/m) - Pre_Amplifier Gain (dB).

Site: WZ-AC1	Test Date: 2024-05-01
Limit: FCC_6G_RE(3m)	Engineer: Dick Shen
Probe: BBHA9120D_1167_1-18GHz	Polarity: Vertical
EUT: ACCESS POINT	Power: AC 120V/60Hz
Test Mode: Transmit by 802.11ax-HE40 at 5965MHz	

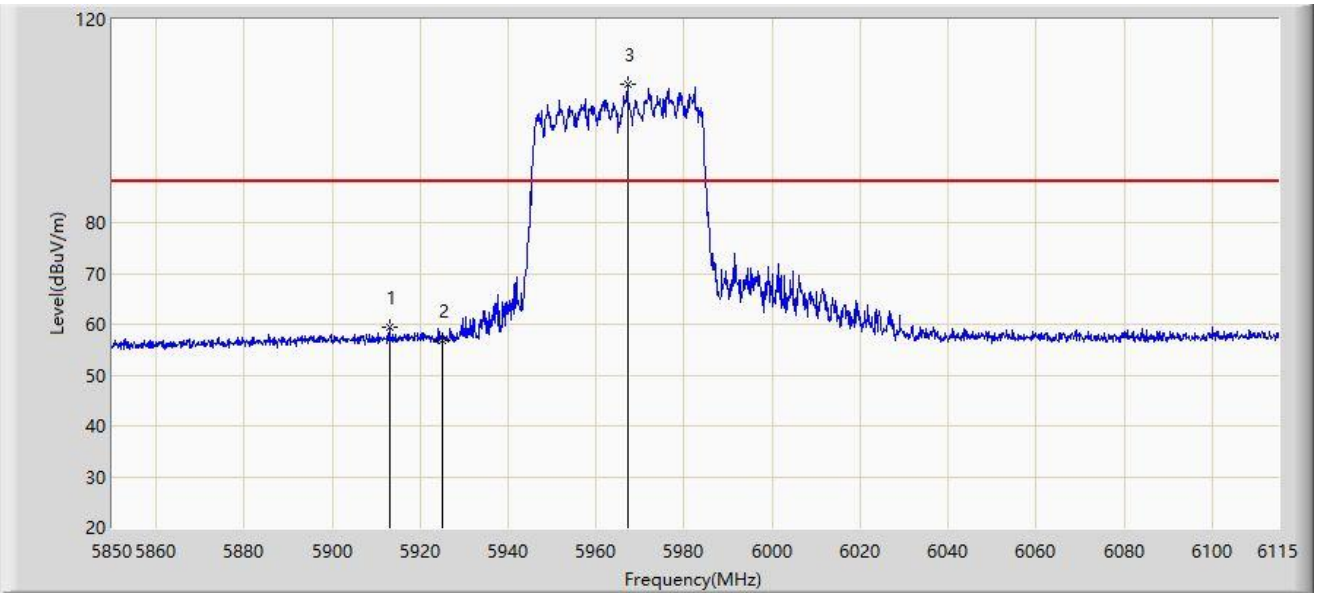

No	Mark	Frequency (MHz)	Measure Level (dBμV/m)	Reading Level (dBμV)	Margin (dB)	Limit (dBμV/m)	Factor (dB/m)	Type
1	*	5912.937	59.445	53.935	-28.755	88.200	5.511	PK
2		5925.000	56.812	51.258	-31.388	88.200	5.554	PK
3		5967.130	107.124	101.800	N/A	N/A	5.324	PK

Note 1: " * ", means this data is the worst emission level.

Note 2: Measure Level (dBμV/m) = Reading Level (dBμV) + Factor (dB/m).

Note 3: Factor (dB/m) = Cable Loss (dB) + Antenna Factor (dB/m) - Pre_Amplifier Gain (dB).

Site: WZ-AC1	Test Date: 2024-05-01
Limit: FCC_6G_RE(3m)	Engineer: Dick Shen
Probe: BBHA9120D_1167_1-18GHz	Polarity: Vertical
EUT: ACCESS POINT	Power: AC 120V/60Hz
Test Mode: Transmit by 802.11ax-HE40 at 5965MHz	

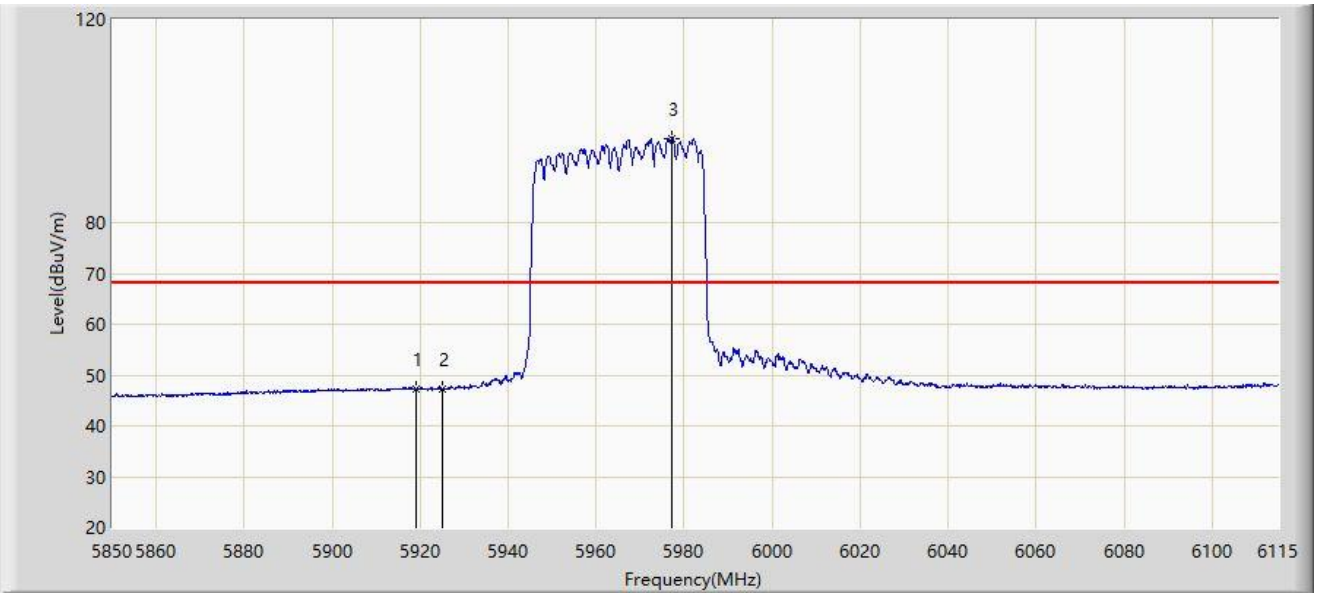

No	Mark	Frequency (MHz)	Measure Level (dBμV/m)	Reading Level (dBμV)	Margin (dB)	Limit (dBμV/m)	Factor (dB/m)	Type
1	*	5919.033	47.320	41.784	-20.880	68.200	5.536	AV
2		5925.000	47.292	41.738	-20.908	68.200	5.554	AV
3		5977.200	96.666	91.318	N/A	N/A	5.349	AV

Note 1: " * ", means this data is the worst emission level.

Note 2: Measure Level (dBμV/m) = Reading Level (dBμV) + Factor (dB/m).

Note 3: Factor (dB/m) = Cable Loss (dB) + Antenna Factor (dB/m) - Pre_Amplifier Gain (dB).

Site: WZ-AC1	Test Date: 2024-05-01
Limit: FCC_6G_RE(3m)	Engineer: Dick Shen
Probe: BBHA9120D_1167_1-18GHz	Polarity: Horizontal
EUT: ACCESS POINT	Power: AC 120V/60Hz
Test Mode: Transmit by 802.11ax-HE40 at 7085MHz	

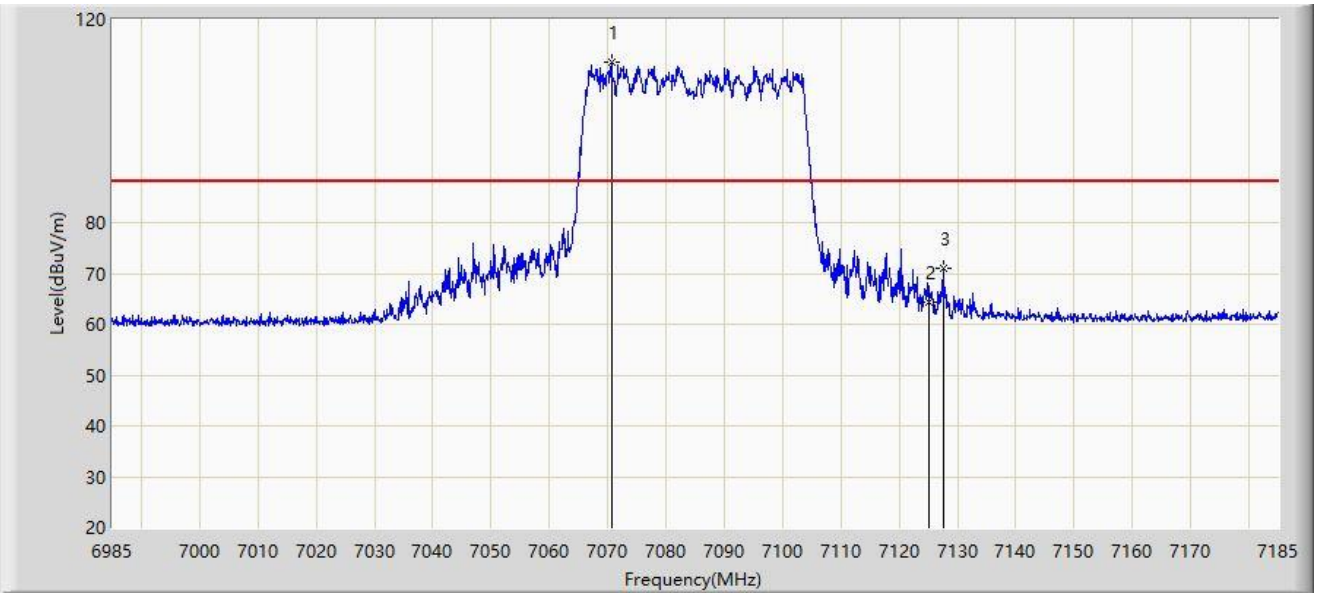

No	Mark	Frequency (MHz)	Measure Level (dBµV/m)	Reading Level (dBµV)	Margin (dB)	Limit (dBµV/m)	Factor (dB/m)	Type
1		7070.600	111.626	103.142	N/A	N/A	8.485	PK
2		7125.000	64.223	55.461	-23.977	88.200	8.762	PK
3	*	7127.500	71.102	62.336	-17.098	88.200	8.766	PK

Note 1: " * ", means this data is the worst emission level.

Note 2: Measure Level (dBµV/m) = Reading Level (dBµV) + Factor (dB/m).

Note 3: Factor (dB/m) = Cable Loss (dB) + Antenna Factor (dB/m) - Pre_Amplifier Gain (dB).

Site: WZ-AC1	Test Date: 2024-05-01
Limit: FCC_6G_RE(3m)	Engineer: Dick Shen
Probe: BBHA9120D_1167_1-18GHz	Polarity: Horizontal
EUT: ACCESS POINT	Power: AC 120V/60Hz
Test Mode: Transmit by 802.11ax-HE40 at 7085MHz	

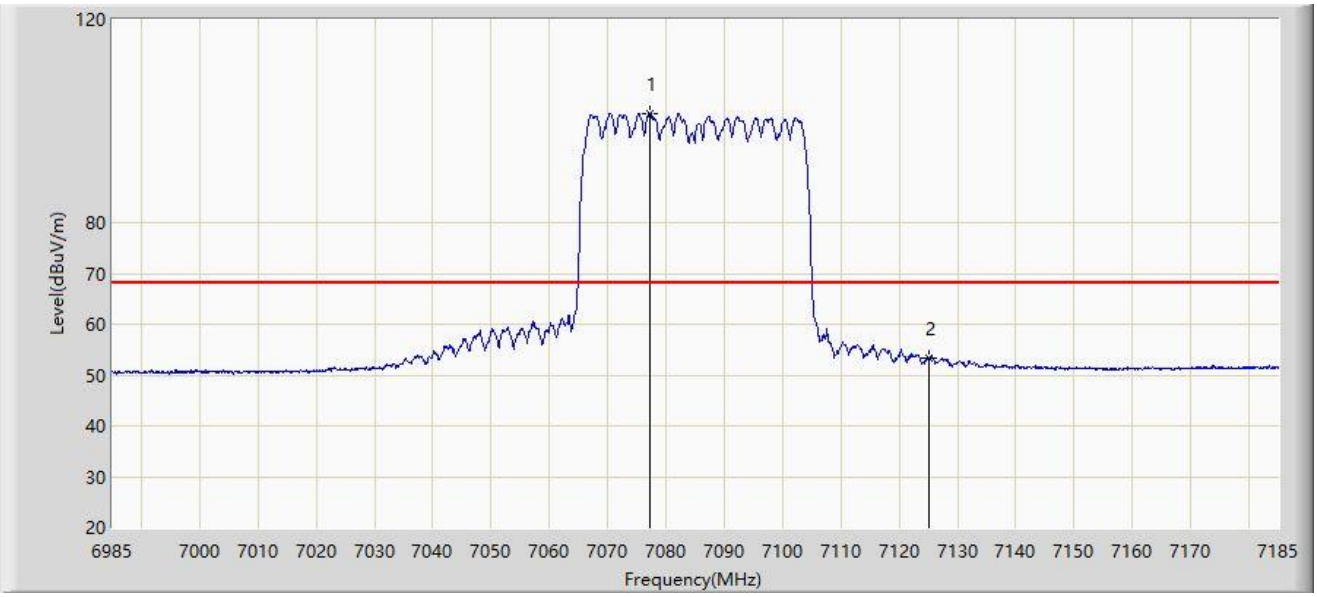

No	Mark	Frequency (MHz)	Measure Level (dBμV/m)	Reading Level (dBμV)	Margin (dB)	Limit (dBμV/m)	Factor (dB/m)	Type
1		7077.300	101.323	92.904	N/A	N/A	8.420	AV
2	*	7125.000	53.315	44.553	-14.885	68.200	8.762	AV

Note 1: " * ", means this data is the worst emission level.

Note 2: Measure Level (dBμV/m) = Reading Level (dBμV) + Factor (dB/m).

Note 3: Factor (dB/m) = Cable Loss (dB) + Antenna Factor (dB/m) - Pre_Amplifier Gain (dB).

Site: WZ-AC1	Test Date: 2024-05-01
Limit: FCC_6G_RE(3m)	Engineer: Dick Shen
Probe: BBHA9120D_1167_1-18GHz	Polarity: Vertical
EUT: ACCESS POINT	Power: AC 120V/60Hz
Test Mode: Transmit by 802.11ax-HE40 at 7085MHz	

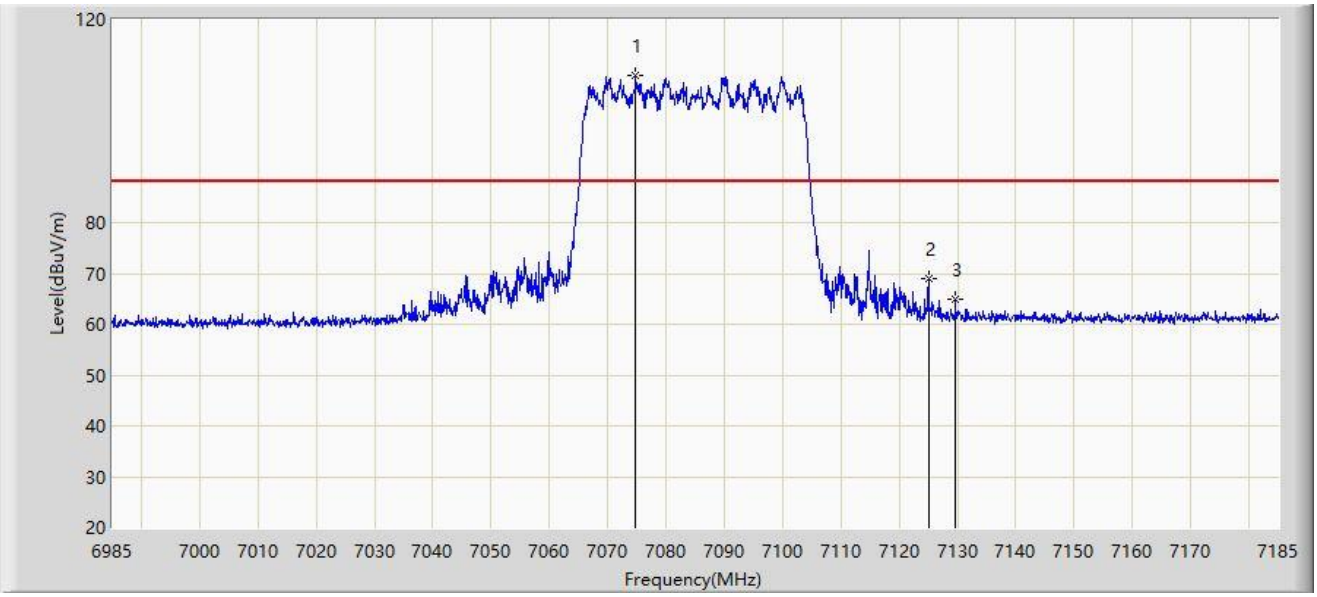

No	Mark	Frequency (MHz)	Measure Level (dBµV/m)	Reading Level (dBµV)	Margin (dB)	Limit (dBµV/m)	Factor (dB/m)	Type
1		7074.800	108.987	100.552	N/A	N/A	8.435	PK
2	*	7125.000	68.856	60.094	-19.344	88.200	8.762	PK
3		7129.600	65.047	56.261	-23.153	88.200	8.786	PK

Note 1: " * ", means this data is the worst emission level.

Note 2: Measure Level (dBµV/m) = Reading Level (dBµV) + Factor (dB/m).

Note 3: Factor (dB/m) = Cable Loss (dB) + Antenna Factor (dB/m) - Pre_Amplifier Gain (dB).

Site: WZ-AC1	Test Date: 2024-05-01
Limit: FCC_6G_RE(3m)	Engineer: Dick Shen
Probe: BBHA9120D_1167_1-18GHz	Polarity: Vertical
EUT: ACCESS POINT	Power: AC 120V/60Hz
Test Mode: Transmit by 802.11ax-HE40 at 7085MHz	

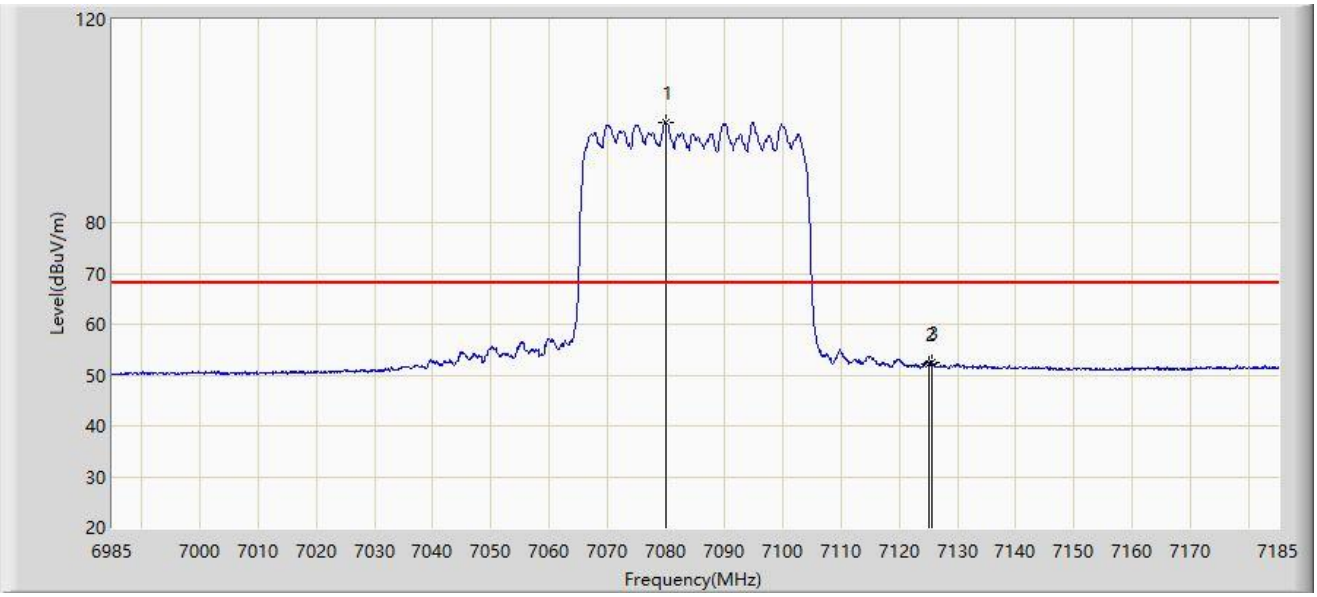

No	Mark	Frequency (MHz)	Measure Level (dBμV/m)	Reading Level (dBμV)	Margin (dB)	Limit (dBμV/m)	Factor (dB/m)	Type
1		7080.100	99.722	91.320	N/A	N/A	8.402	AV
2		7125.000	52.283	43.521	-15.917	68.200	8.762	AV
3	*	7125.500	52.473	43.711	-15.727	68.200	8.763	AV

Note 1: " * ", means this data is the worst emission level.

Note 2: Measure Level (dBμV/m) = Reading Level (dBμV) + Factor (dB/m).

Note 3: Factor (dB/m) = Cable Loss (dB) + Antenna Factor (dB/m) - Pre_Amplifier Gain (dB).

Site: WZ-AC1	Test Date: 2024-05-01
Limit: FCC_6G_RE(3m)	Engineer: Dick Shen
Probe: BBHA9120D_1167_1-18GHz	Polarity: Horizontal
EUT: ACCESS POINT	Power: AC 120V/60Hz
Test Mode: Transmit by 802.11ax-HE80 at 5985MHz	

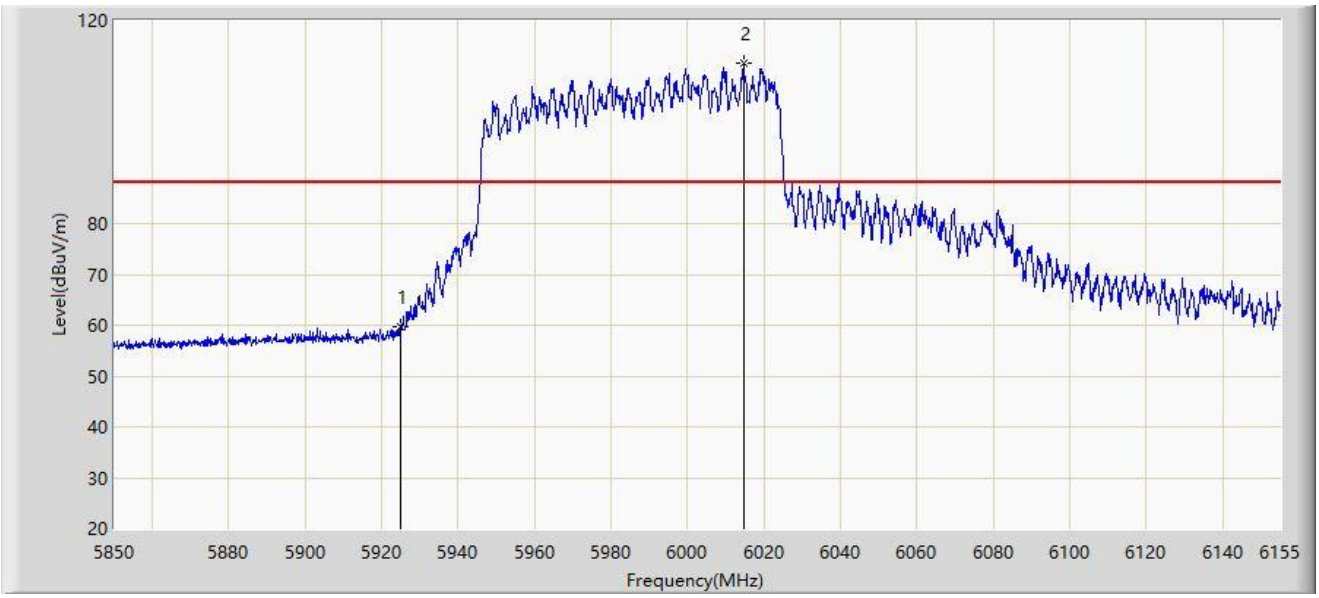

No	Mark	Frequency (MHz)	Measure Level (dBµV/m)	Reading Level (dBµV)	Margin (dB)	Limit (dBµV/m)	Factor (dB/m)	Type
1	*	5925.000	59.747	54.193	-28.453	88.200	5.554	PK
2		6014.700	111.533	105.896	N/A	N/A	5.637	PK

Note 1: " * ", means this data is the worst emission level.

Note 2: Measure Level (dBµV/m) = Reading Level (dBµV) + Factor (dB/m).

Note 3: Factor (dB/m) = Cable Loss (dB) + Antenna Factor (dB/m) - Pre_Amplifier Gain (dB).

Site: WZ-AC1	Test Date: 2024-05-01
Limit: FCC_6G_RE(3m)	Engineer: Dick Shen
Probe: BBHA9120D_1167_1-18GHz	Polarity: Horizontal
EUT: ACCESS POINT	Power: AC 120V/60Hz
Test Mode: Transmit by 802.11ax-HE80 at 5985MHz	

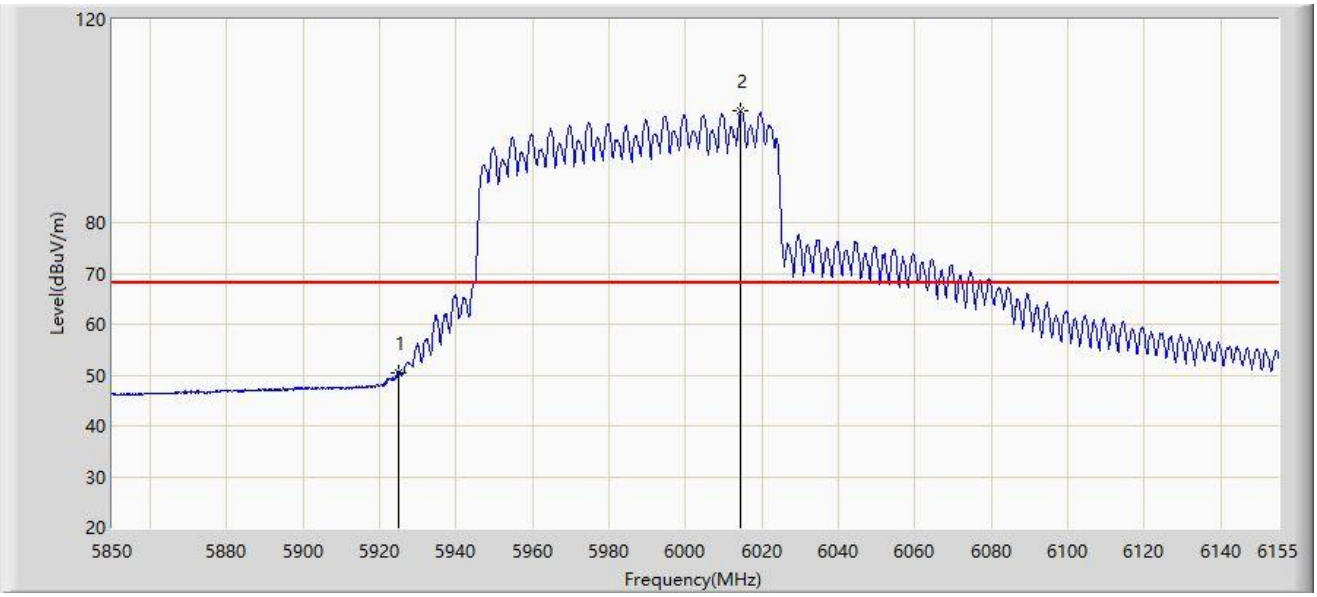

No	Mark	Frequency (MHz)	Measure Level (dBµV/m)	Reading Level (dBµV)	Margin (dB)	Limit (dBµV/m)	Factor (dB/m)	Type
1	*	5925.000	50.315	44.761	-17.885	68.200	5.554	AV
2		6014.395	101.885	96.251	N/A	N/A	5.634	AV

Note 1: " * ", means this data is the worst emission level.

Note 2: Measure Level (dBµV/m) = Reading Level (dBµV) + Factor (dB/m).

Note 3: Factor (dB/m) = Cable Loss (dB) + Antenna Factor (dB/m) - Pre_Amplifier Gain (dB).

Site: WZ-AC1	Test Date: 2024-05-01
Limit: FCC_6G_RE(3m)	Engineer: Dick Shen
Probe: BBHA9120D_1167_1-18GHz	Polarity: Vertical
EUT: ACCESS POINT	Power: AC 120V/60Hz
Test Mode: Transmit by 802.11ax-HE80 at 5985MHz	

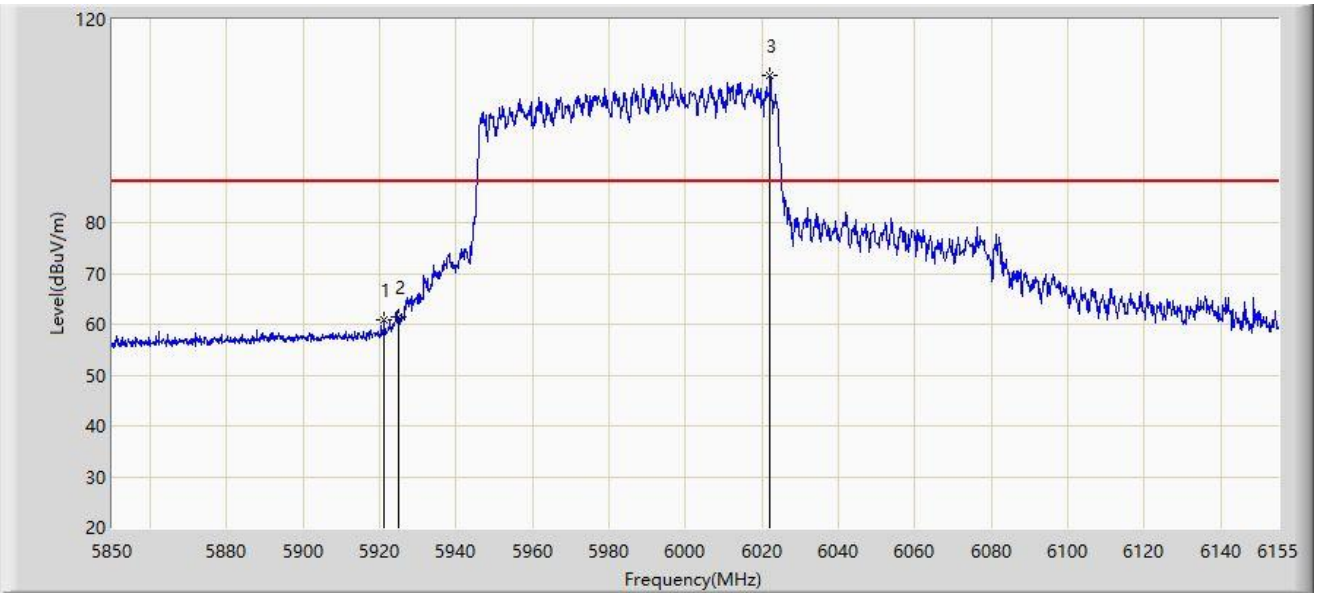

No	Mark	Frequency (MHz)	Measure Level (dBµV/m)	Reading Level (dBµV)	Margin (dB)	Limit (dBµV/m)	Factor (dB/m)	Type
1		5921.217	60.951	55.406	-27.249	88.200	5.544	PK
2	*	5925.000	61.332	55.778	-26.868	88.200	5.554	PK
3		6022.172	108.854	103.288	N/A	N/A	5.566	PK

Note 1: " * ", means this data is the worst emission level.

Note 2: Measure Level (dBµV/m) = Reading Level (dBµV) + Factor (dB/m).

Note 3: Factor (dB/m) = Cable Loss (dB) + Antenna Factor (dB/m) - Pre_Amplifier Gain (dB).

Site: WZ-AC1	Test Date: 2024-05-01
Limit: FCC_6G_RE(3m)	Engineer: Dick Shen
Probe: BBHA9120D_1167_1-18GHz	Polarity: Vertical
EUT: ACCESS POINT	Power: AC 120V/60Hz
Test Mode: Transmit by 802.11ax-HE80 at 5985MHz	

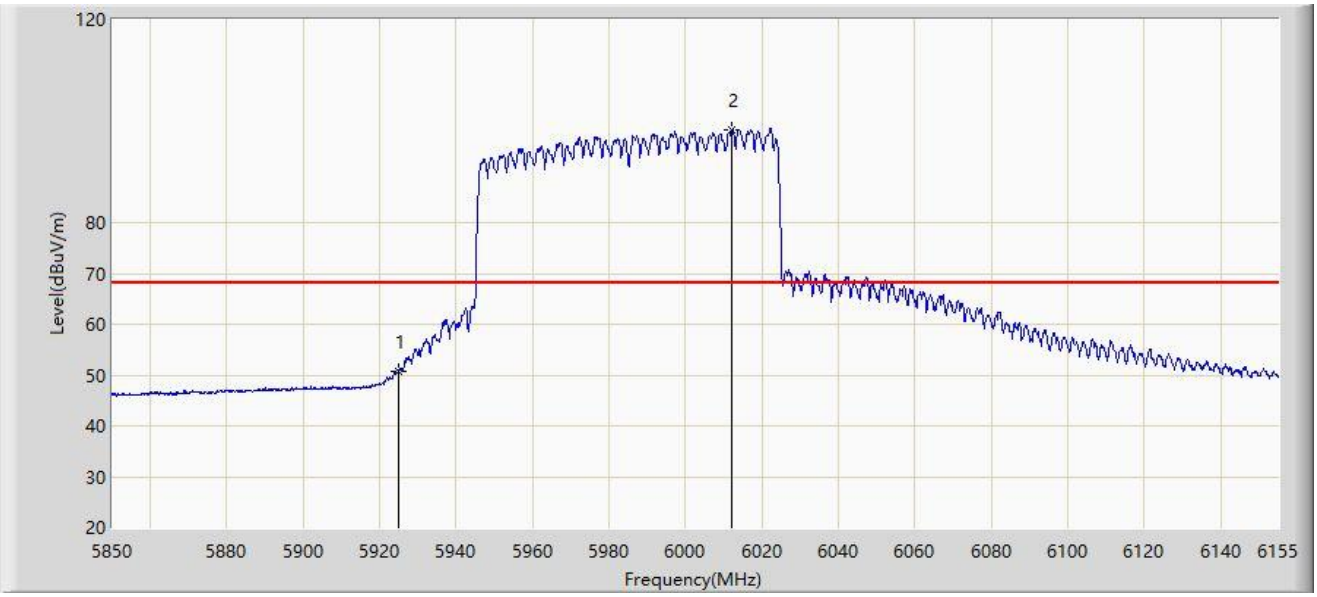

No	Mark	Frequency (MHz)	Measure Level (dBμV/m)	Reading Level (dBμV)	Margin (dB)	Limit (dBμV/m)	Factor (dB/m)	Type
1	*	5925.000	50.779	45.225	-17.421	68.200	5.554	AV
2		6012.107	98.246	92.626	N/A	N/A	5.621	AV

Note 1: " * ", means this data is the worst emission level.

Note 2: Measure Level (dBμV/m) = Reading Level (dBμV) + Factor (dB/m).

Note 3: Factor (dB/m) = Cable Loss (dB) + Antenna Factor (dB/m) - Pre_Amplifier Gain (dB).

Site: WZ-AC1	Test Date: 2024-05-07
Limit: FCC_6G_RE(3m)	Engineer: Dick Shen
Probe: BBHA9120D_1167_1-18GHz	Polarity: Horizontal
EUT: ACCESS POINT	Power: AC 120V/60Hz
Test Mode: Transmit by 802.11ax-HE80 at 7025MHz	

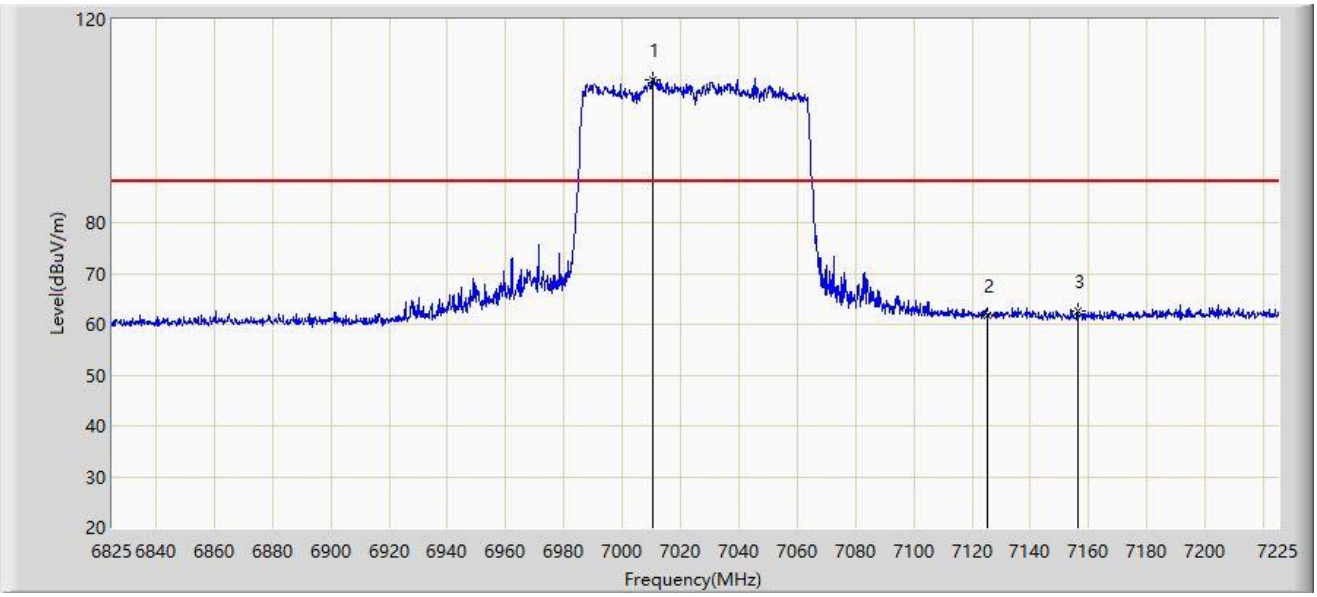

No	Mark	Frequency (MHz)	Measure Level (dBµV/m)	Reading Level (dBµV)	Margin (dB)	Limit (dBµV/m)	Factor (dB/m)	Type
1		7010.400	108.182	100.111	N/A	N/A	8.071	PK
2		7125.000	61.754	52.992	-26.446	88.200	8.762	PK
3	*	7156.200	62.712	54.093	-25.488	88.200	8.619	PK

Note 1: " * ", means this data is the worst emission level.

Note 2: Measure Level (dBµV/m) = Reading Level (dBµV) + Factor (dB/m).

Note 3: Factor (dB/m) = Cable Loss (dB) + Antenna Factor (dB/m) - Pre_Amplifier Gain (dB).

Site: WZ-AC1	Test Date: 2024-05-07
Limit: FCC_6G_RE(3m)	Engineer: Dick Shen
Probe: BBHA9120D_1167_1-18GHz	Polarity: Horizontal
EUT: ACCESS POINT	Power: AC 120V/60Hz
Test Mode: Transmit by 802.11ax-HE80 at 7025MHz	

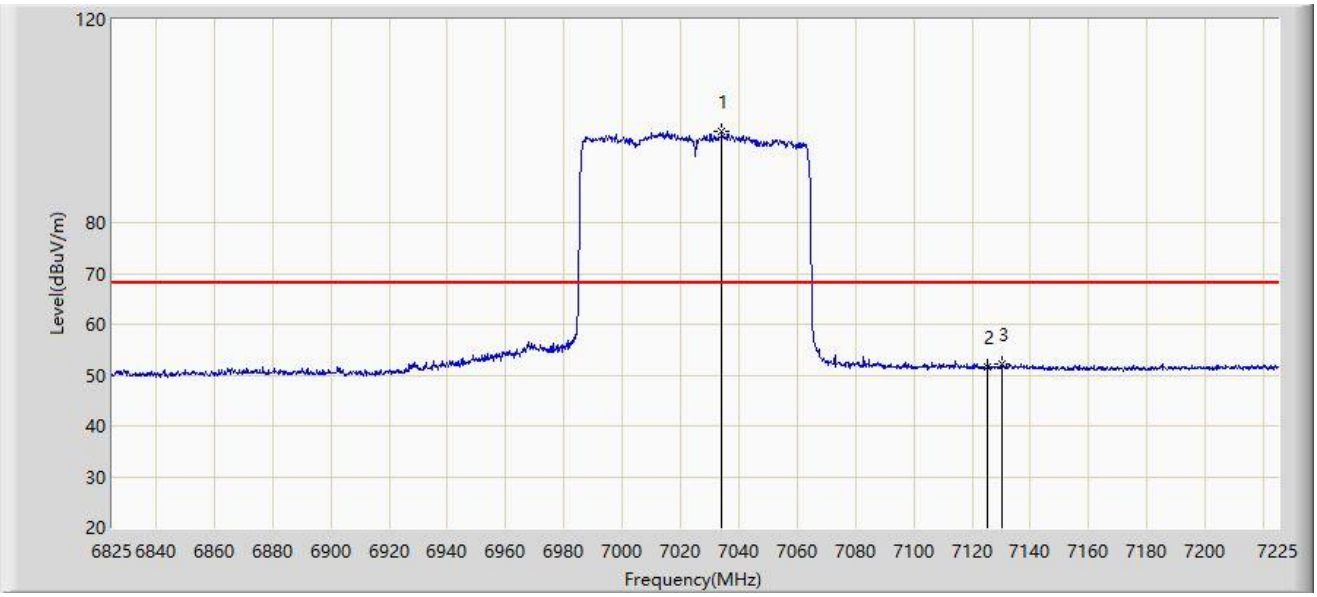

No	Mark	Frequency (MHz)	Measure Level (dBµV/m)	Reading Level (dBµV)	Margin (dB)	Limit (dBµV/m)	Factor (dB/m)	Type
1		7034.000	97.867	89.368	N/A	N/A	8.499	AV
2		7125.000	51.675	42.913	-16.525	68.200	8.762	AV
3	*	7130.200	52.121	43.327	-16.079	68.200	8.794	AV

Note 1: " * ", means this data is the worst emission level.

Note 2: Measure Level (dBµV/m) = Reading Level (dBµV) + Factor (dB/m).

Note 3: Factor (dB/m) = Cable Loss (dB) + Antenna Factor (dB/m) - Pre_Amplifier Gain (dB).

Site: WZ-AC1	Test Date: 2024-05-07
Limit: FCC_6G_RE(3m)	Engineer: Dick Shen
Probe: BBHA9120D_1167_1-18GHz	Polarity: Vertical
EUT: ACCESS POINT	Power: AC 120V/60Hz
Test Mode: Transmit by 802.11ax-HE80 at 7025MHz	

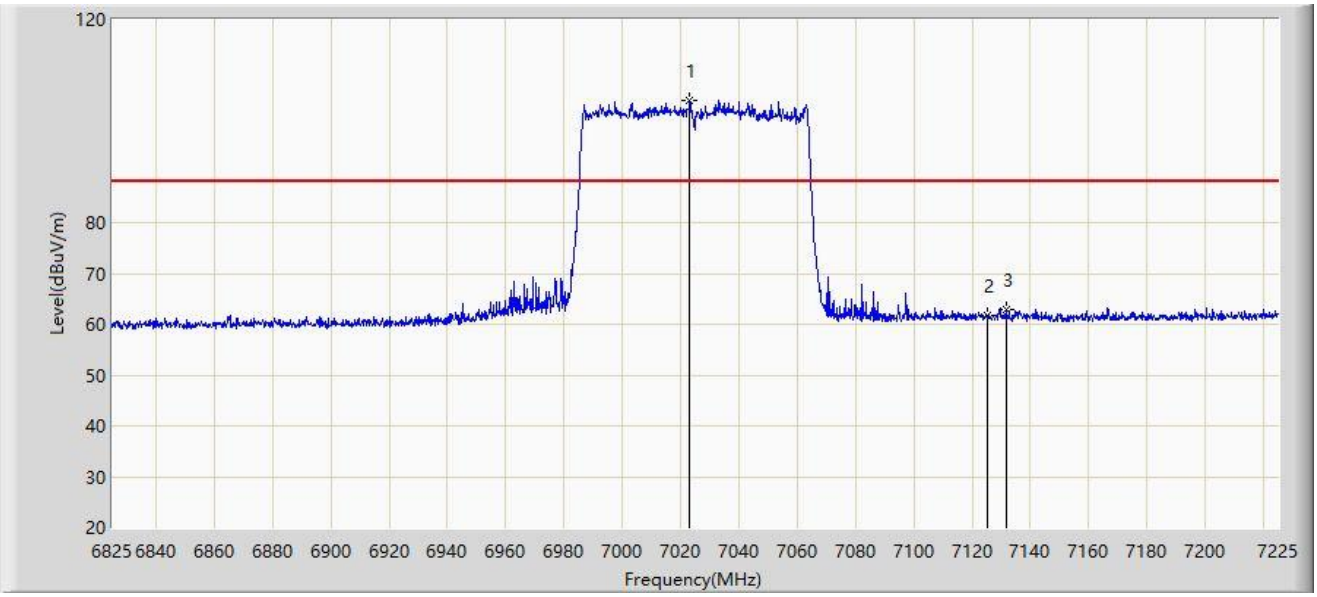

No	Mark	Frequency (MHz)	Measure Level (dBµV/m)	Reading Level (dBµV)	Margin (dB)	Limit (dBµV/m)	Factor (dB/m)	Type
1		7023.200	104.201	95.983	N/A	N/A	8.218	PK
2		7125.000	61.719	52.957	-26.481	88.200	8.762	PK
3	*	7132.000	63.027	54.208	-25.173	88.200	8.819	PK

Note 1: " * ", means this data is the worst emission level.

Note 2: Measure Level (dBµV/m) = Reading Level (dBµV) + Factor (dB/m).

Note 3: Factor (dB/m) = Cable Loss (dB) + Antenna Factor (dB/m) - Pre_Amplifier Gain (dB).

Site: WZ-AC1	Test Date: 2024-05-07
Limit: FCC_6G_RE(3m)	Engineer: Dick Shen
Probe: BBHA9120D_1167_1-18GHz	Polarity: Vertical
EUT: ACCESS POINT	Power: AC 120V/60Hz
Test Mode: Transmit by 802.11ax-HE80 at 7025MHz	

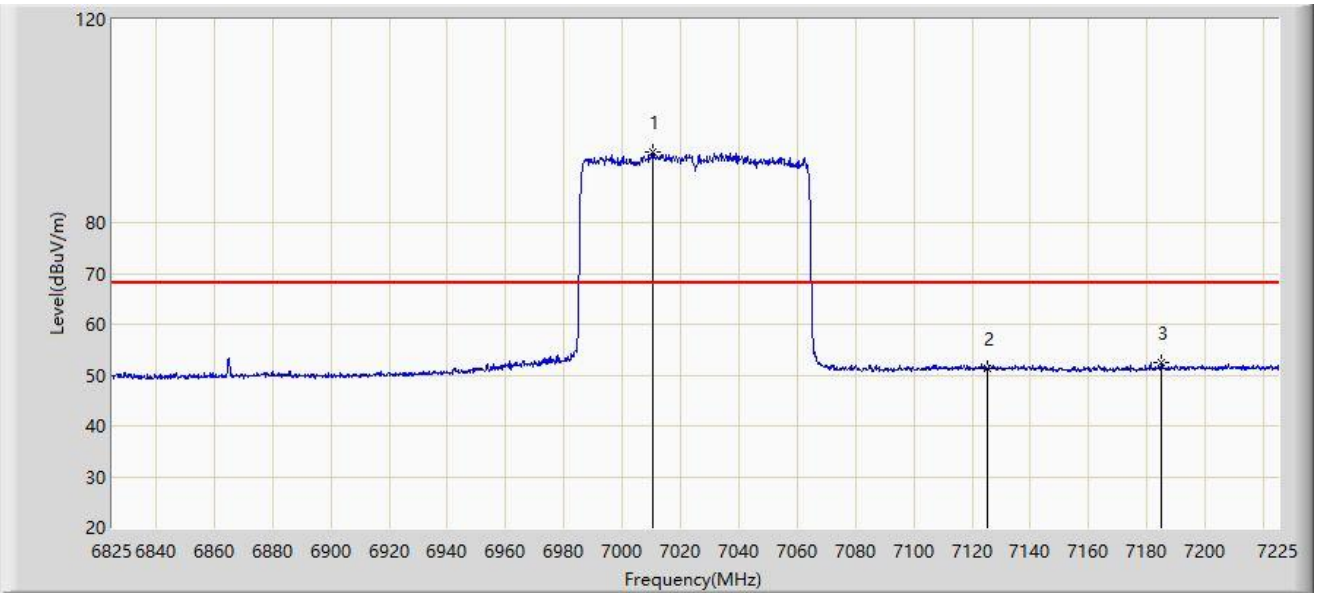

No	Mark	Frequency (MHz)	Measure Level (dBµV/m)	Reading Level (dBµV)	Margin (dB)	Limit (dBµV/m)	Factor (dB/m)	Type
1		7010.400	93.955	85.884	N/A	N/A	8.071	AV
2		7125.000	51.431	42.669	-16.769	68.200	8.762	AV
3	*	7184.800	52.568	43.744	-15.632	68.200	8.824	AV

Note 1: " * ", means this data is the worst emission level.

Note 2: Measure Level (dBµV/m) = Reading Level (dBµV) + Factor (dB/m).

Note 3: Factor (dB/m) = Cable Loss (dB) + Antenna Factor (dB/m) - Pre_Amplifier Gain (dB).

Site: WZ-AC1	Test Date: 2024-05-07
Limit: FCC_6G_RE(3m)	Engineer: Dick Shen
Probe: BBHA9120D_1167_1-18GHz	Polarity: Horizontal
EUT: ACCESS POINT	Power: AC 120V/60Hz
Test Mode: Transmit by 802.11ax-HE160 at 6025MHz	

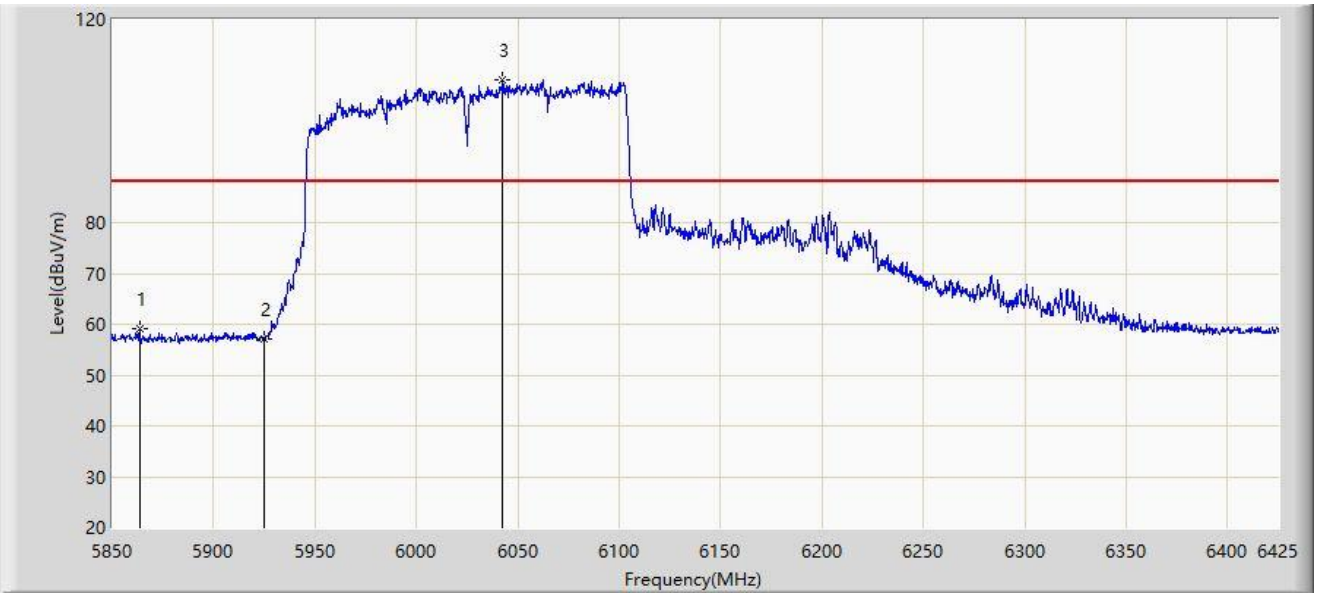

No	Mark	Frequency (MHz)	Measure Level (dBµV/m)	Reading Level (dBµV)	Margin (dB)	Limit (dBµV/m)	Factor (dB/m)	Type
1	*	5863.513	59.029	53.456	-29.171	88.200	5.572	PK
2		5925.000	57.229	51.675	-30.971	88.200	5.554	PK
3		6042.337	108.116	102.654	N/A	N/A	5.462	PK

Note 1: " * ", means this data is the worst emission level.

Note 2: Measure Level (dBµV/m) = Reading Level (dBµV) + Factor (dB/m).

Note 3: Factor (dB/m) = Cable Loss (dB) + Antenna Factor (dB/m) - Pre_Amplifier Gain (dB).

Site: WZ-AC1	Test Date: 2024-05-07
Limit: FCC_6G_RE(3m)	Engineer: Dick Shen
Probe: BBHA9120D_1167_1-18GHz	Polarity: Horizontal
EUT: ACCESS POINT	Power: AC 120V/60Hz
Test Mode: Transmit by 802.11ax-HE160 at 6025MHz	

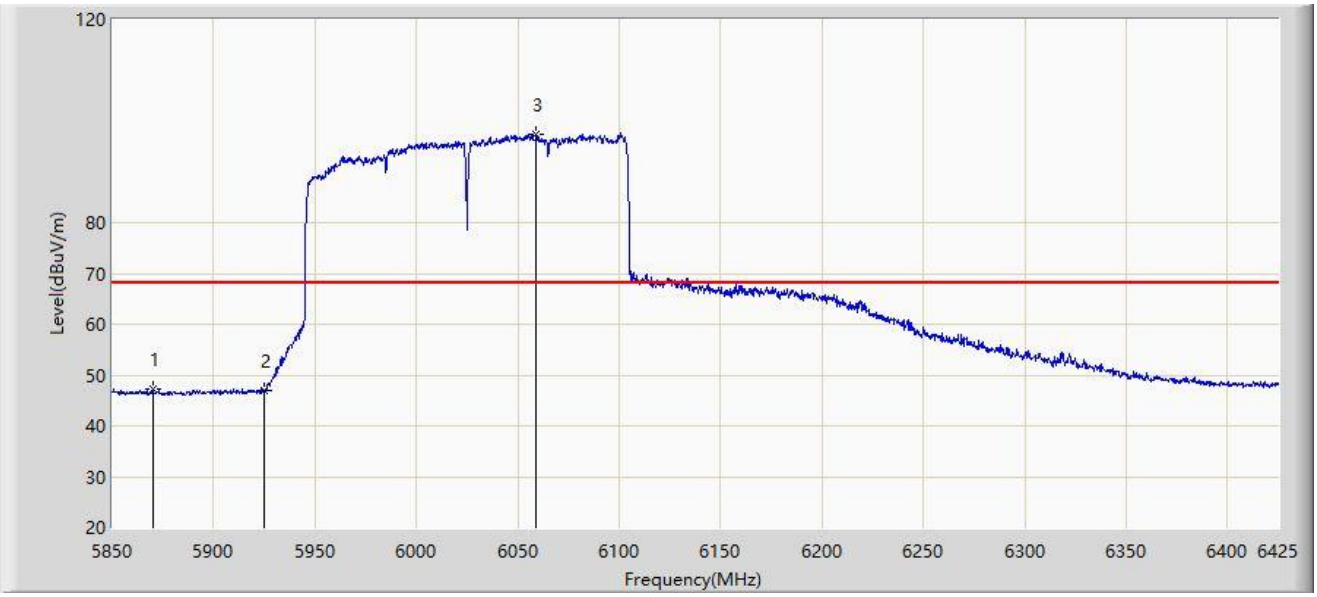

No	Mark	Frequency (MHz)	Measure Level (dBμV/m)	Reading Level (dBμV)	Margin (dB)	Limit (dBμV/m)	Factor (dB/m)	Type
1	*	5869.837	47.201	41.679	-20.999	68.200	5.522	AV
2		5925.000	46.948	41.394	-21.252	68.200	5.554	AV
3		6059.300	97.499	92.043	N/A	N/A	5.456	AV

Note 1: " * ", means this data is the worst emission level.

Note 2: Measure Level (dBμV/m) = Reading Level (dBμV) + Factor (dB/m).

Note 3: Factor (dB/m) = Cable Loss (dB) + Antenna Factor (dB/m) - Pre_Amplifier Gain (dB).

Site: WZ-AC1	Test Date: 2024-05-07
Limit: FCC_6G_RE(3m)	Engineer: Dick Shen
Probe: BBHA9120D_1167_1-18GHz	Polarity: Vertical
EUT: ACCESS POINT	Power: AC 120V/60Hz
Test Mode: Transmit by 802.11ax-HE160 at 6025MHz	

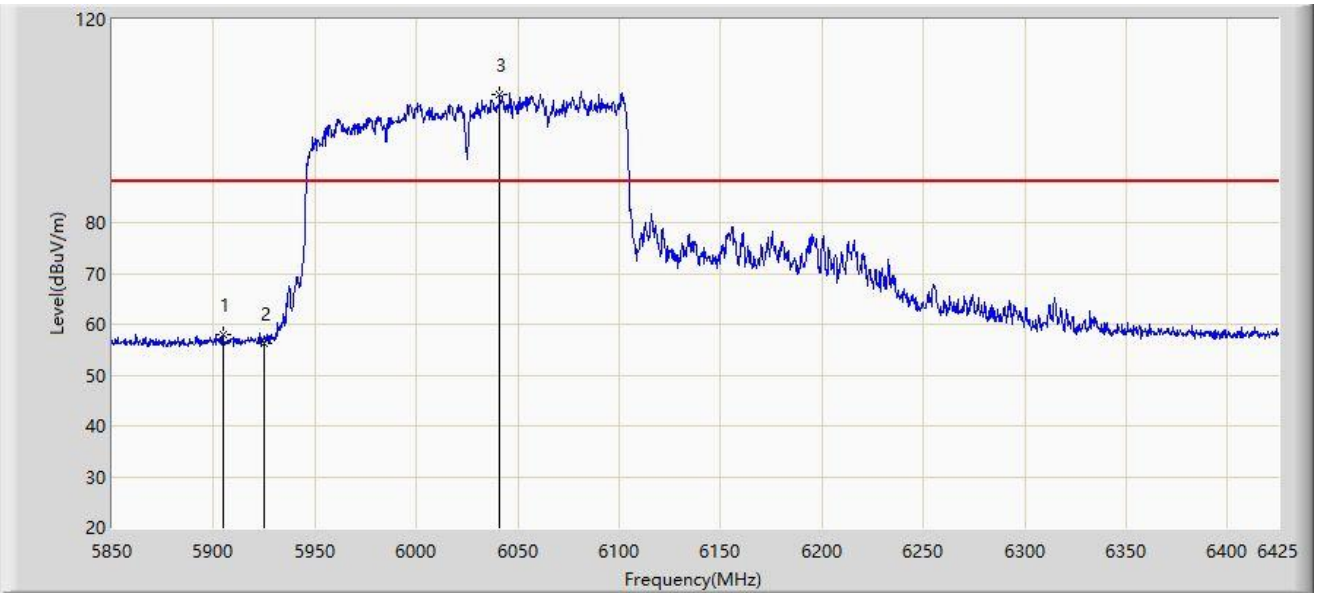

No	Mark	Frequency (MHz)	Measure Level (dBµV/m)	Reading Level (dBµV)	Margin (dB)	Limit (dBµV/m)	Factor (dB/m)	Type
1	*	5904.625	57.828	52.408	-30.372	88.200	5.421	PK
2		5925.000	56.098	50.544	-32.102	88.200	5.554	PK
3		6041.187	105.256	99.794	N/A	N/A	5.462	PK

Note 1: " * ", means this data is the worst emission level.

Note 2: Measure Level (dBµV/m) = Reading Level (dBµV) + Factor (dB/m).

Note 3: Factor (dB/m) = Cable Loss (dB) + Antenna Factor (dB/m) - Pre_Amplifier Gain (dB).

Site: WZ-AC1	Test Date: 2024-05-07
Limit: FCC_6G_RE(3m)	Engineer: Dick Shen
Probe: BBHA9120D_1167_1-18GHz	Polarity: Vertical
EUT: ACCESS POINT	Power: AC 120V/60Hz
Test Mode: Transmit by 802.11ax-HE160 at 6025MHz	

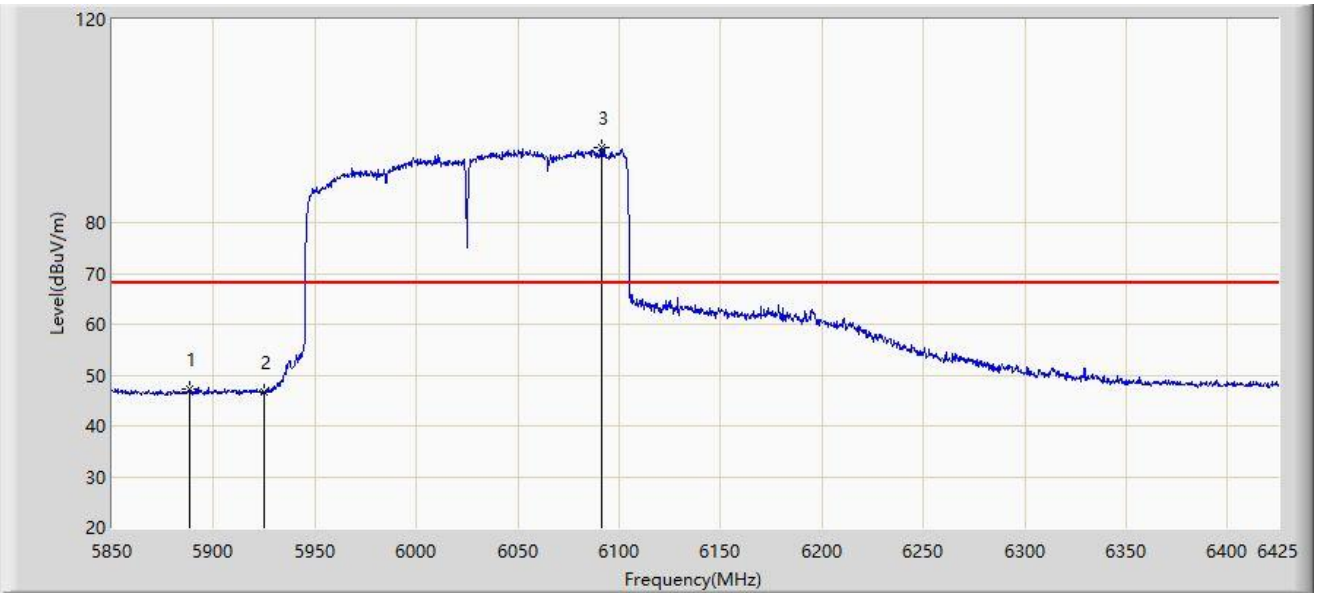

No	Mark	Frequency (MHz)	Measure Level (dBμV/m)	Reading Level (dBμV)	Margin (dB)	Limit (dBμV/m)	Factor (dB/m)	Type
1	*	5888.237	47.259	41.923	-20.941	68.200	5.335	AV
2		5925.000	46.586	41.032	-21.614	68.200	5.554	AV
3		6091.212	94.863	89.233	N/A	N/A	5.630	AV

Note 1: " * ", means this data is the worst emission level.

Note 2: Measure Level (dBμV/m) = Reading Level (dBμV) + Factor (dB/m).

Note 3: Factor (dB/m) = Cable Loss (dB) + Antenna Factor (dB/m) - Pre_Amplifier Gain (dB).

Site: WZ-AC1	Test Date: 2024-05-07
Limit: FCC_6G_RE(3m)	Engineer: Dick Shen
Probe: BBHA9120D_1167_1-18GHz	Polarity: Horizontal
EUT: ACCESS POINT	Power: AC 120V/60Hz
Test Mode: Transmit by 802.11ax-HE160 at 6985MHz	

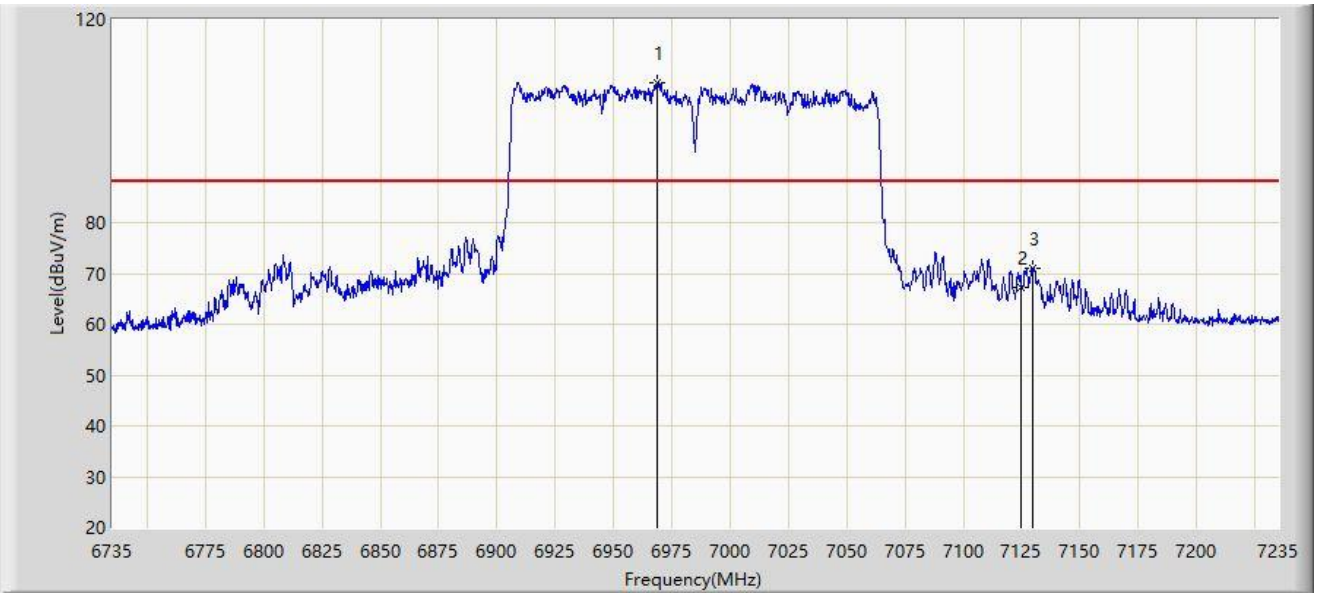

No	Mark	Frequency (MHz)	Measure Level (dBµV/m)	Reading Level (dBµV)	Margin (dB)	Limit (dBµV/m)	Factor (dB/m)	Type
1		6968.750	107.486	99.445	N/A	N/A	8.041	PK
2		7125.000	67.114	58.352	-21.086	88.200	8.762	PK
3	*	7129.750	70.887	62.099	-17.313	88.200	8.788	PK

Note 1: " * ", means this data is the worst emission level.

Note 2: Measure Level (dBµV/m) = Reading Level (dBµV) + Factor (dB/m).

Note 3: Factor (dB/m) = Cable Loss (dB) + Antenna Factor (dB/m) - Pre_Amplifier Gain (dB).

Site: WZ-AC1	Test Date: 2024-05-07
Limit: FCC_6G_RE(3m)	Engineer: Dick Shen
Probe: BBHA9120D_1167_1-18GHz	Polarity: Horizontal
EUT: ACCESS POINT	Power: AC 120V/60Hz
Test Mode: Transmit by 802.11ax-HE160 at 6985MHz	

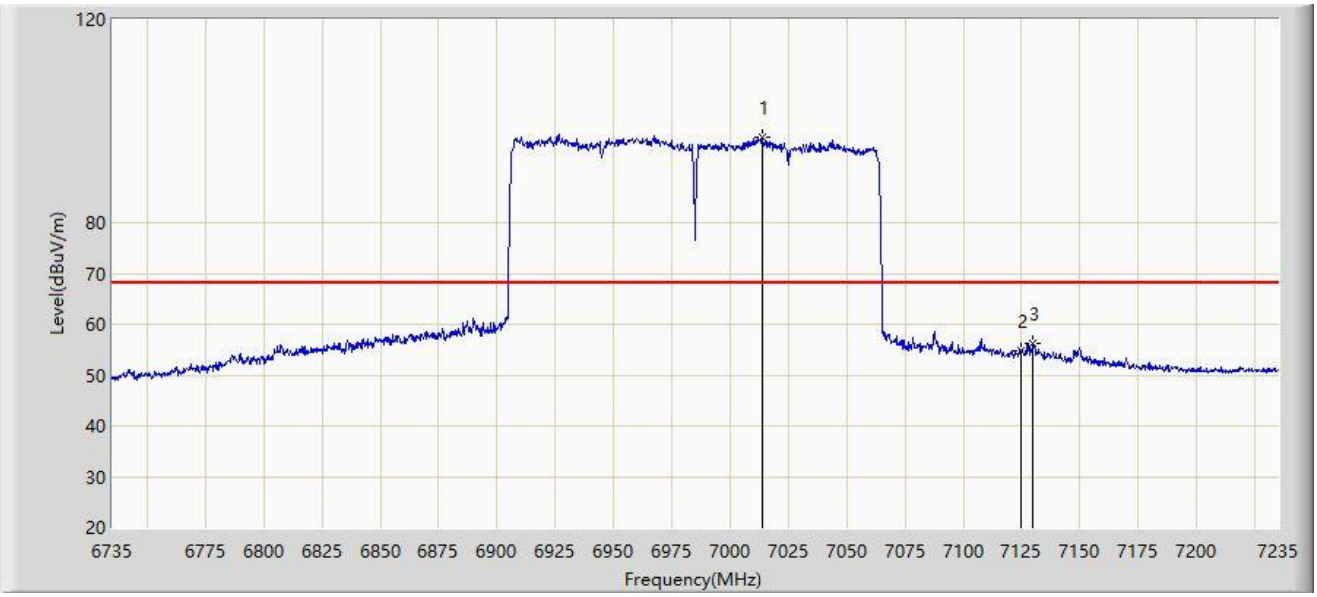

No	Mark	Frequency (MHz)	Measure Level (dBμV/m)	Reading Level (dBμV)	Margin (dB)	Limit (dBμV/m)	Factor (dB/m)	Type
1		7014.000	96.870	88.791	N/A	N/A	8.079	AV
2		7125.000	54.747	45.985	-13.453	68.200	8.762	AV
3	*	7129.750	56.200	47.412	-12.000	68.200	8.788	AV

Note 1: " * ", means this data is the worst emission level.

Note 2: Measure Level (dBμV/m) = Reading Level (dBμV) + Factor (dB/m).

Note 3: Factor (dB/m) = Cable Loss (dB) + Antenna Factor (dB/m) - Pre_Amplifier Gain (dB).

Site: WZ-AC1	Test Date: 2024-05-07
Limit: FCC_6G_RE(3m)	Engineer: Dick Shen
Probe: BBHA9120D_1167_1-18GHz	Polarity: Vertical
EUT: ACCESS POINT	Power: AC 120V/60Hz
Test Mode: Transmit by 802.11ax-HE160 at 6985MHz	

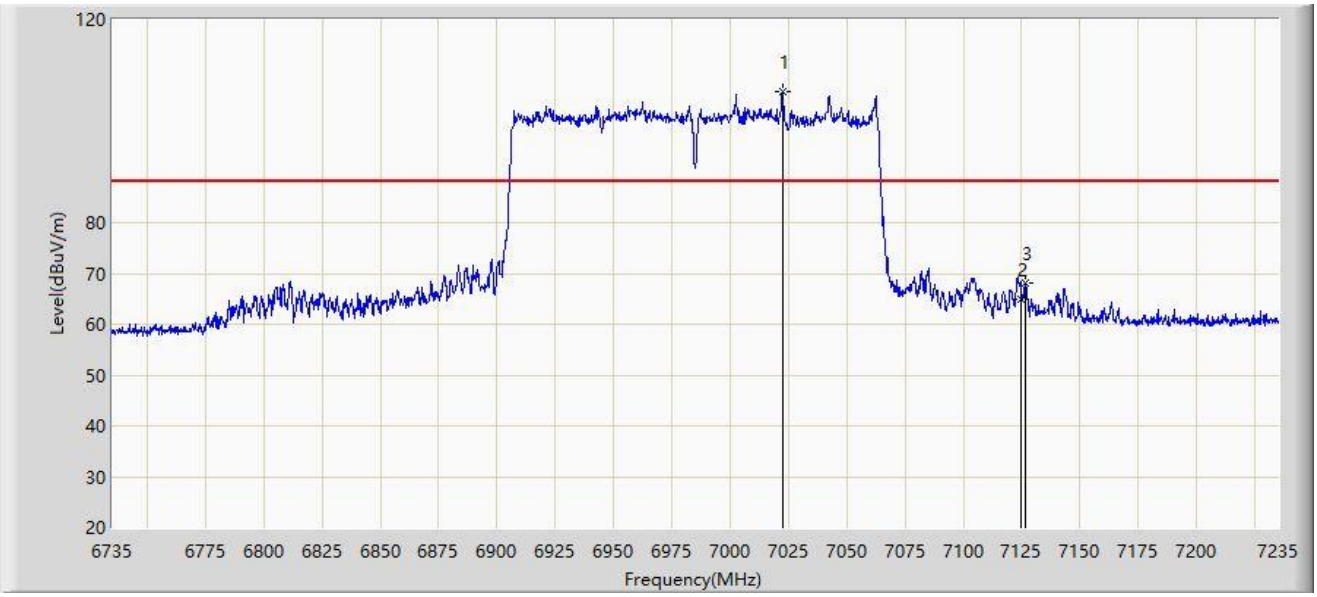

No	Mark	Frequency (MHz)	Measure Level (dBμV/m)	Reading Level (dBμV)	Margin (dB)	Limit (dBμV/m)	Factor (dB/m)	Type
1		7022.500	105.717	97.517	N/A	N/A	8.200	PK
2		7125.000	64.893	56.131	-23.307	88.200	8.762	PK
3	*	7126.500	68.102	59.338	-20.098	88.200	8.763	PK

Note 1: " * ", means this data is the worst emission level.

Note 2: Measure Level (dBμV/m) = Reading Level (dBμV) + Factor (dB/m).

Note 3: Factor (dB/m) = Cable Loss (dB) + Antenna Factor (dB/m) - Pre_Amplifier Gain (dB).

Site: WZ-AC1	Test Date: 2024-05-07
Limit: FCC_6G_RE(3m)	Engineer: Dick Shen
Probe: BBHA9120D_1167_1-18GHz	Polarity: Vertical
EUT: ACCESS POINT	Power: AC 120V/60Hz
Test Mode: Transmit by 802.11ax-HE160 at 6985MHz	

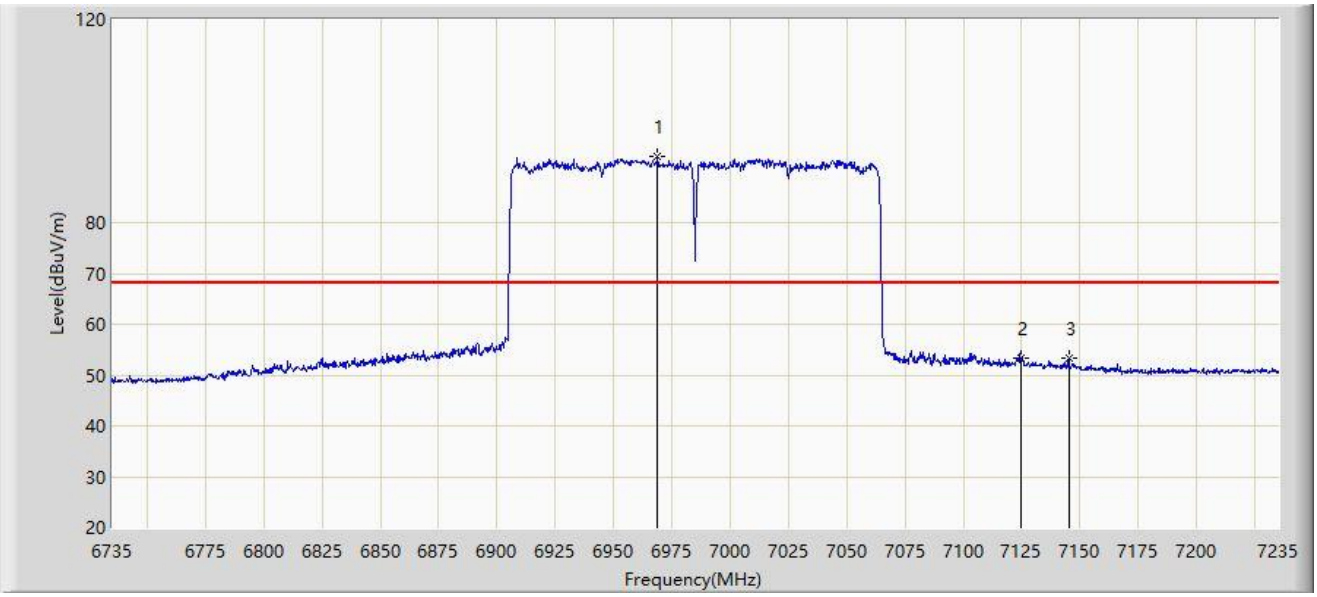

No	Mark	Frequency (MHz)	Measure Level (dBμV/m)	Reading Level (dBμV)	Margin (dB)	Limit (dBμV/m)	Factor (dB/m)	Type
1		6968.750	92.935	84.894	N/A	N/A	8.041	AV
2		7125.000	53.226	44.464	-14.974	68.200	8.762	AV
3	*	7145.250	53.331	44.570	-14.869	68.200	8.762	AV

Note 1: " * ", means this data is the worst emission level.

Note 2: Measure Level (dBμV/m) = Reading Level (dBμV) + Factor (dB/m).

Note 3: Factor (dB/m) = Cable Loss (dB) + Antenna Factor (dB/m) - Pre_Amplifier Gain (dB).

Site: WZ-AC1	Test Date: 2024-05-07
Limit: FCC_6G_RE(3m)	Engineer: Dick Shen
Probe: BBHA9120D_1167_1-18GHz	Polarity: Horizontal
EUT: ACCESS POINT	Power: AC 120V/60Hz
Test Mode: Transmit by 802.11be-EHT20 at 5955MHz	

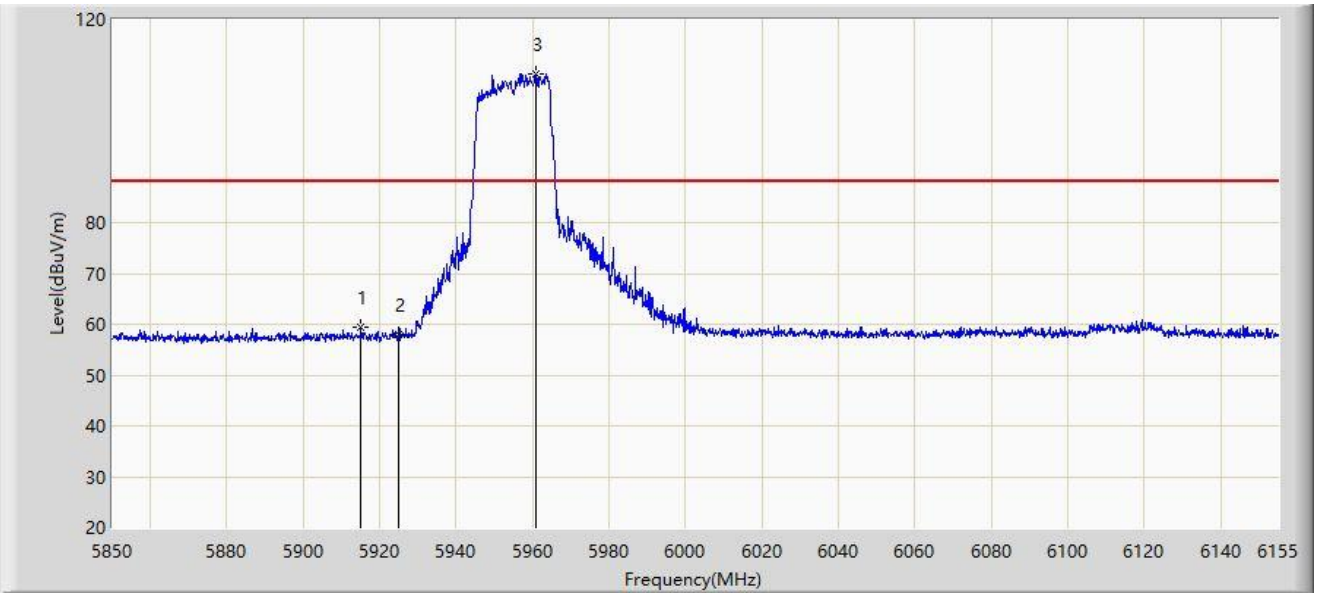

No	Mark	Frequency (MHz)	Measure Level (dBµV/m)	Reading Level (dBµV)	Margin (dB)	Limit (dBµV/m)	Factor (dB/m)	Type
1	*	5914.965	59.471	53.952	-28.729	88.200	5.520	PK
2		5925.000	58.081	52.527	-30.119	88.200	5.554	PK
3		5961.020	109.377	104.026	N/A	N/A	5.351	PK

Note 1: " * ", means this data is the worst emission level.

Note 2: Measure Level (dBµV/m) = Reading Level (dBµV) + Factor (dB/m).

Note 3: Factor (dB/m) = Cable Loss (dB) + Antenna Factor (dB/m) - Pre_Amplifier Gain (dB).

Site: WZ-AC1	Test Date: 2024-05-07
Limit: FCC_6G_RE(3m)	Engineer: Dick Shen
Probe: BBHA9120D_1167_1-18GHz	Polarity: Horizontal
EUT: ACCESS POINT	Power: AC 120V/60Hz
Test Mode: Transmit by 802.11be-EHT20 at 5955MHz	

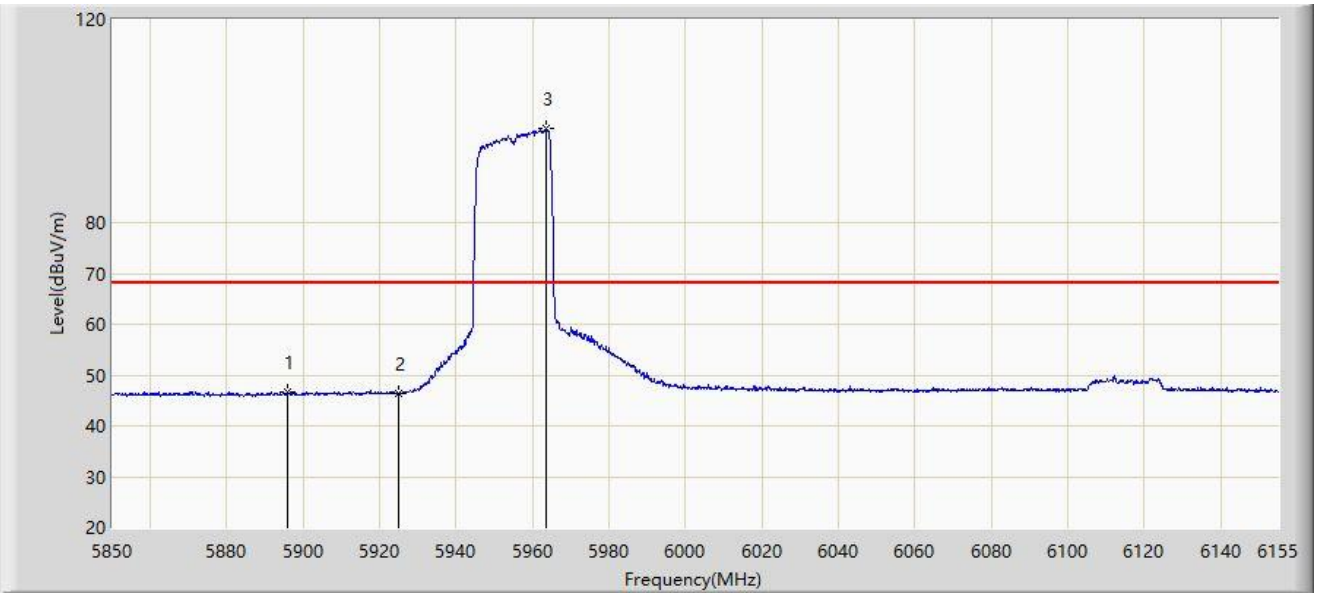

No	Mark	Frequency (MHz)	Measure Level (dBµV/m)	Reading Level (dBµV)	Margin (dB)	Limit (dBµV/m)	Factor (dB/m)	Type
1	*	5896.055	46.632	41.291	-21.568	68.200	5.341	AV
2		5925.000	46.398	40.844	-21.802	68.200	5.554	AV
3		5963.460	98.436	93.113	N/A	N/A	5.323	AV

Note 1: " * ", means this data is the worst emission level.

Note 2: Measure Level (dBµV/m) = Reading Level (dBµV) + Factor (dB/m).

Note 3: Factor (dB/m) = Cable Loss (dB) + Antenna Factor (dB/m) - Pre_Amplifier Gain (dB).

Site: WZ-AC1	Test Date: 2024-05-07
Limit: FCC_6G_RE(3m)	Engineer: Dick Shen
Probe: BBHA9120D_1167_1-18GHz	Polarity: Vertical
EUT: ACCESS POINT	Power: AC 120V/60Hz
Test Mode: Transmit by 802.11be-EHT20 at 5955MHz	

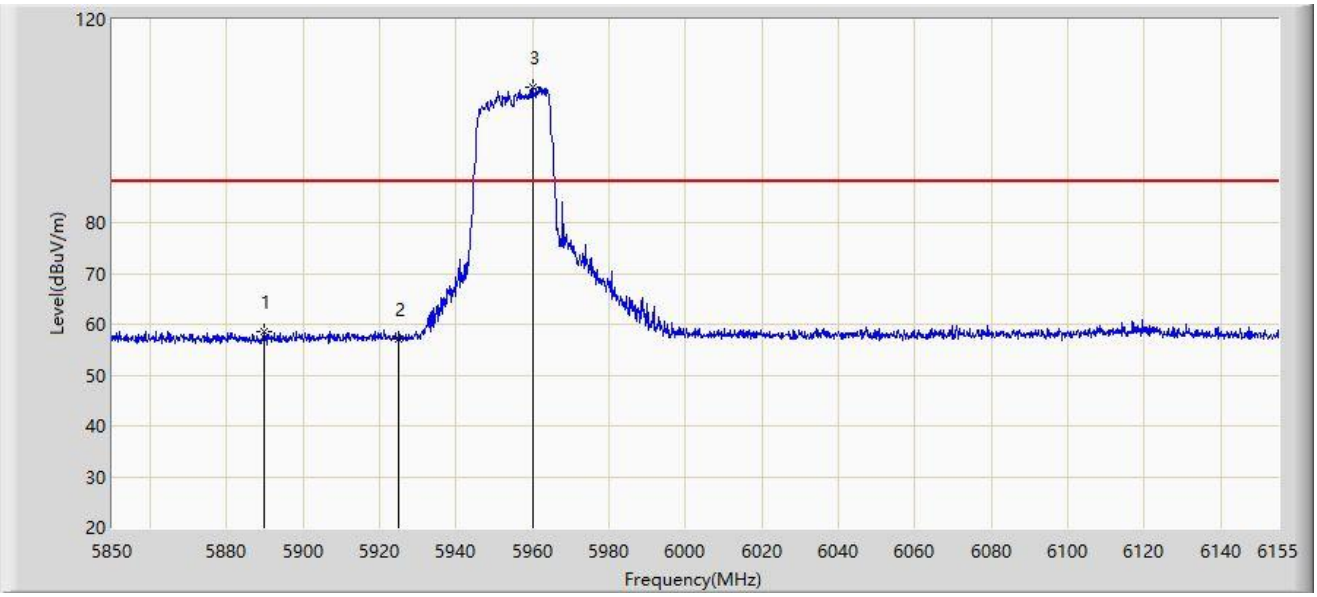

No	Mark	Frequency (MHz)	Measure Level (dBµV/m)	Reading Level (dBµV)	Margin (dB)	Limit (dBµV/m)	Factor (dB/m)	Type
1	*	5889.650	58.448	53.111	-29.752	88.200	5.336	PK
2		5925.000	57.214	51.660	-30.986	88.200	5.554	PK
3		5959.953	106.747	101.384	N/A	N/A	5.364	PK

Note 1: " * ", means this data is the worst emission level.

Note 2: Measure Level (dBµV/m) = Reading Level (dBµV) + Factor (dB/m).

Note 3: Factor (dB/m) = Cable Loss (dB) + Antenna Factor (dB/m) - Pre_Amplifier Gain (dB).

Site: WZ-AC1	Test Date: 2024-05-07
Limit: FCC_6G_RE(3m)	Engineer: Dick Shen
Probe: BBHA9120D_1167_1-18GHz	Polarity: Vertical
EUT: ACCESS POINT	Power: AC 120V/60Hz
Test Mode: Transmit by 802.11be-EHT20 at 5955MHz	

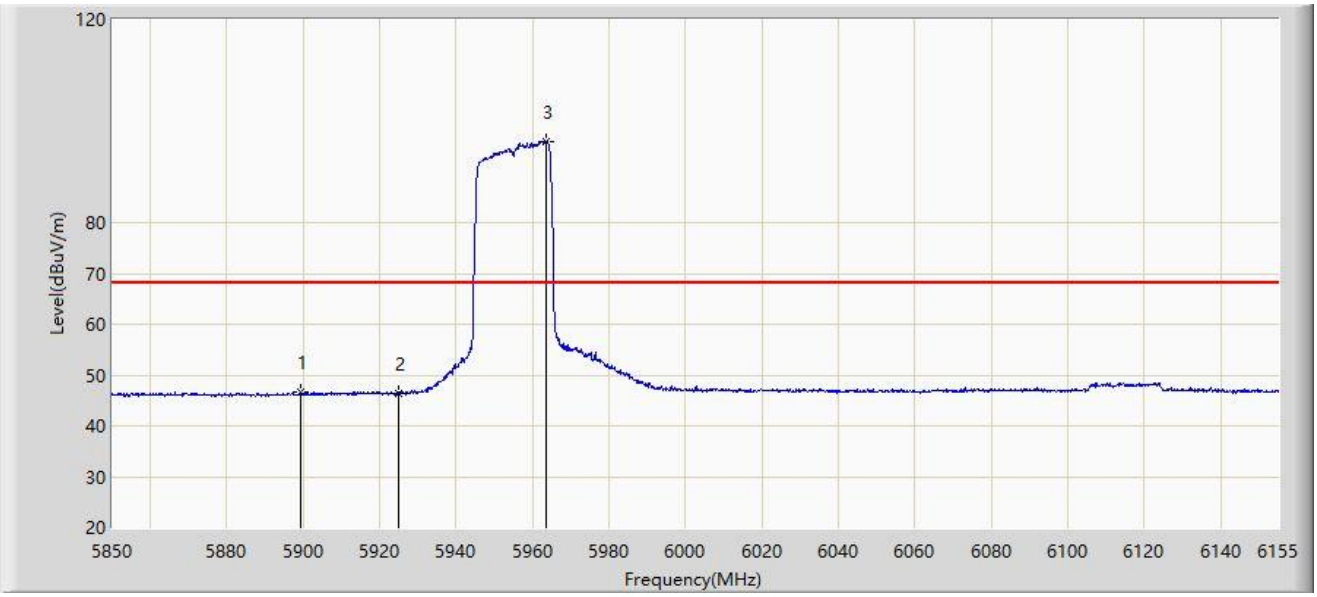

No	Mark	Frequency (MHz)	Measure Level (dBμV/m)	Reading Level (dBμV)	Margin (dB)	Limit (dBμV/m)	Factor (dB/m)	Type
1	*	5899.410	46.602	41.230	-21.598	68.200	5.372	AV
2		5925.000	46.447	40.893	-21.753	68.200	5.554	AV
3		5963.612	95.965	90.644	N/A	N/A	5.321	AV

Note 1: " * ", means this data is the worst emission level.

Note 2: Measure Level (dBμV/m) = Reading Level (dBμV) + Factor (dB/m).

Note 3: Factor (dB/m) = Cable Loss (dB) + Antenna Factor (dB/m) - Pre_Amplifier Gain (dB).

Site: WZ-AC1	Test Date: 2024-05-07
Limit: FCC_6G_RE(3m)	Engineer: Dick Shen
Probe: BBHA9120D_1167_1-18GHz	Polarity: Horizontal
EUT: ACCESS POINT	Power: AC 120V/60Hz
Test Mode: Transmit by 802.11be-EHT20 at 7095MHz	

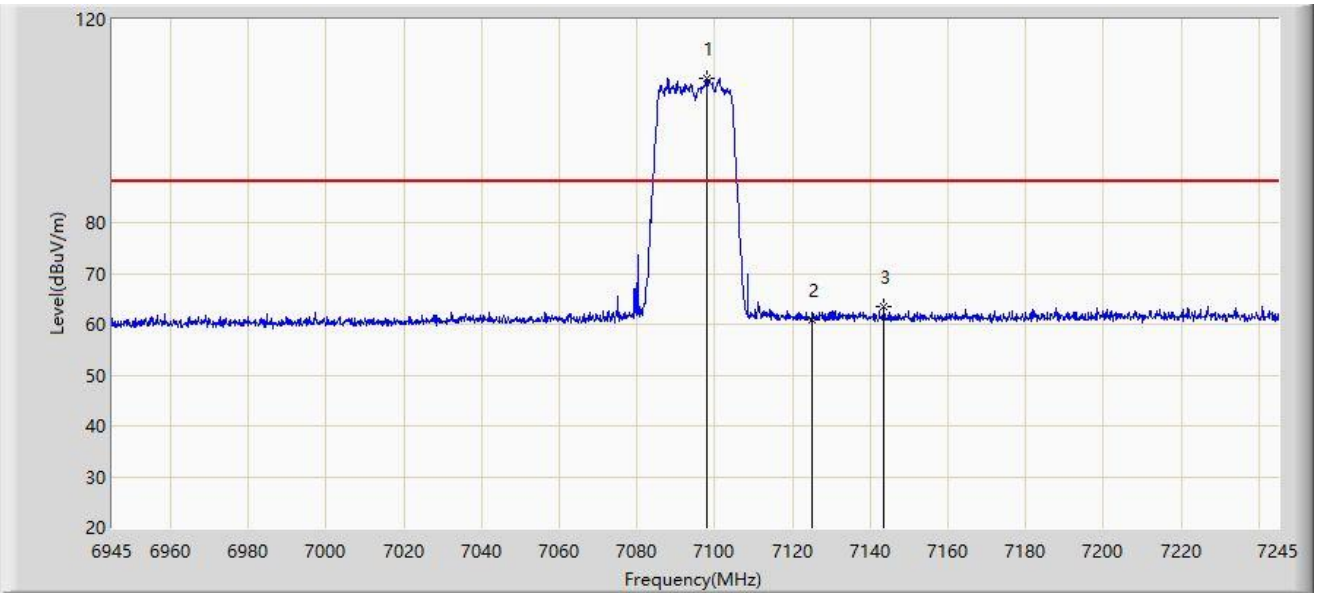

No	Mark	Frequency (MHz)	Measure Level (dBµV/m)	Reading Level (dBµV)	Margin (dB)	Limit (dBµV/m)	Factor (dB/m)	Type
1		7097.850	108.527	99.905	N/A	N/A	8.622	PK
2		7125.000	60.861	52.099	-27.339	88.200	8.762	PK
3	*	7143.600	63.542	54.756	-24.658	88.200	8.786	PK

Note 1: " * ", means this data is the worst emission level.

Note 2: Measure Level (dBµV/m) = Reading Level (dBµV) + Factor (dB/m).

Note 3: Factor (dB/m) = Cable Loss (dB) + Antenna Factor (dB/m) - Pre_Amplifier Gain (dB).

Site: WZ-AC1	Test Date: 2024-05-07
Limit: FCC_6G_RE(3m)	Engineer: Dick Shen
Probe: BBHA9120D_1167_1-18GHz	Polarity: Horizontal
EUT: ACCESS POINT	Power: AC 120V/60Hz
Test Mode: Transmit by 802.11be-EHT20 at 7095MHz	

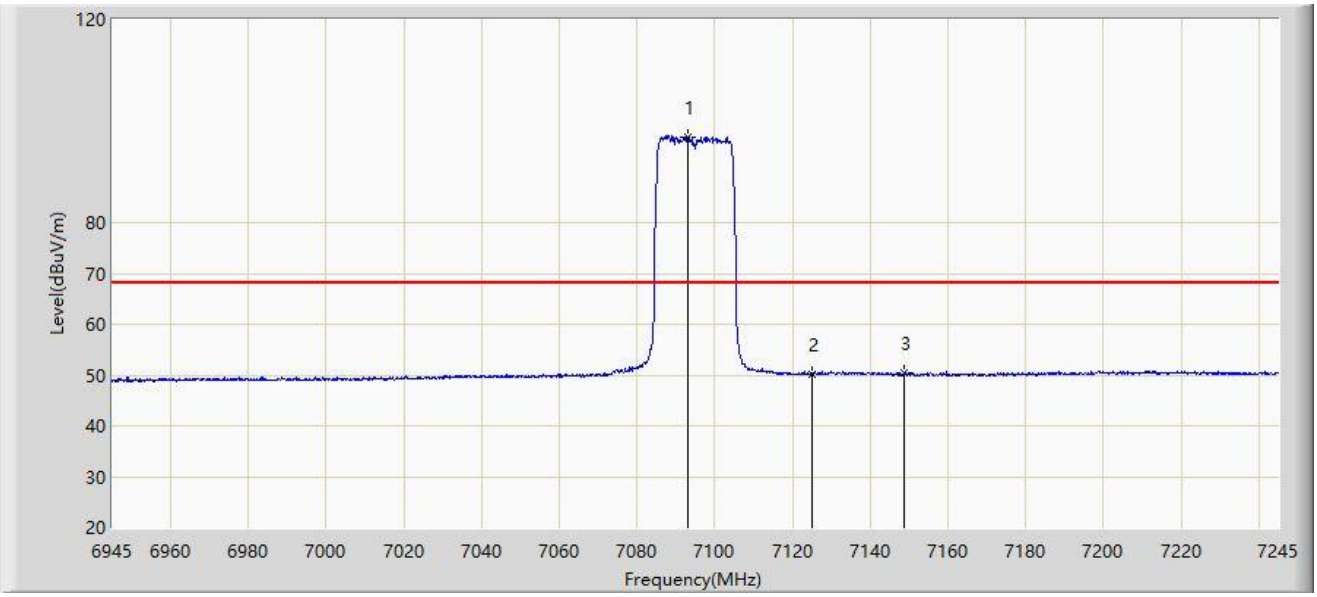

No	Mark	Frequency (MHz)	Measure Level (dBμV/m)	Reading Level (dBμV)	Margin (dB)	Limit (dBμV/m)	Factor (dB/m)	Type
1		7093.200	96.924	88.407	N/A	N/A	8.517	AV
2		7125.000	50.282	41.520	-17.918	68.200	8.762	AV
3	*	7148.850	50.300	41.602	-17.900	68.200	8.699	AV

Note 1: " * ", means this data is the worst emission level.

Note 2: Measure Level (dBμV/m) = Reading Level (dBμV) + Factor (dB/m).

Note 3: Factor (dB/m) = Cable Loss (dB) + Antenna Factor (dB/m) - Pre_Amplifier Gain (dB).

Site: WZ-AC1	Test Date: 2024-05-07
Limit: FCC_6G_RE(3m)	Engineer: Dick Shen
Probe: BBHA9120D_1167_1-18GHz	Polarity: Vertical
EUT: ACCESS POINT	Power: AC 120V/60Hz
Test Mode: Transmit by 802.11be-EHT20 at 7095MHz	

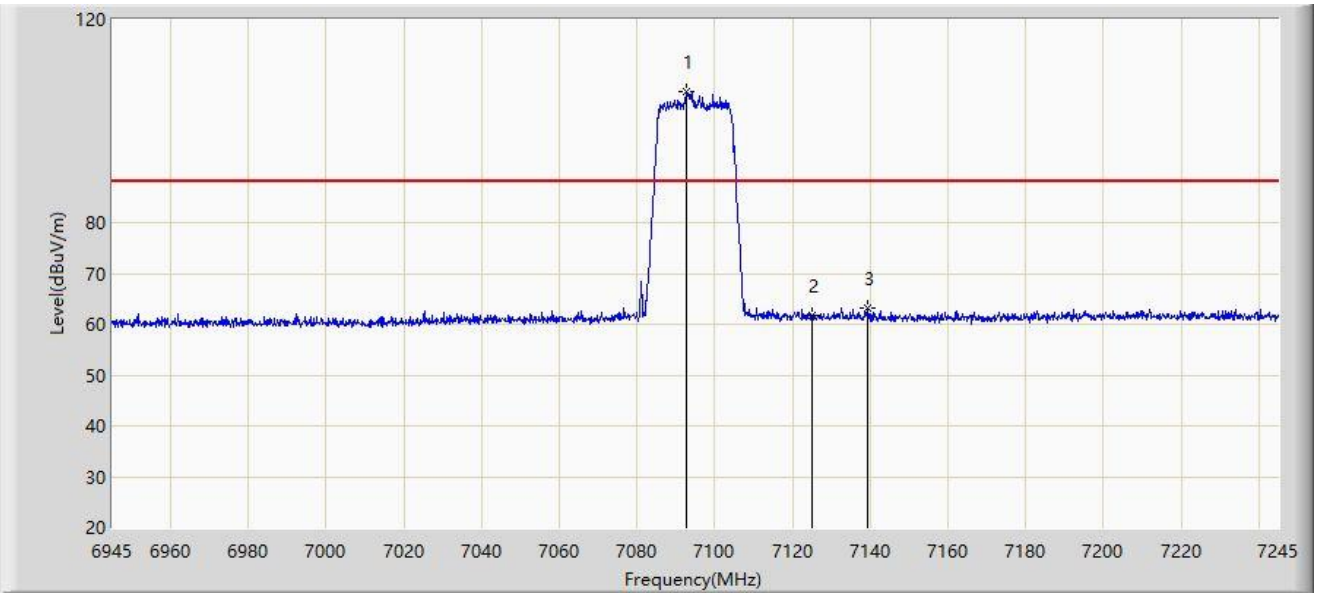

No	Mark	Frequency (MHz)	Measure Level (dBμV/m)	Reading Level (dBμV)	Margin (dB)	Limit (dBμV/m)	Factor (dB/m)	Type
1		7092.600	105.714	97.210	N/A	N/A	8.504	PK
2		7125.000	61.788	53.026	-26.412	88.200	8.762	PK
3	*	7139.400	63.087	54.237	-25.113	88.200	8.850	PK

Note 1: " * ", means this data is the worst emission level.

Note 2: Measure Level (dBμV/m) = Reading Level (dBμV) + Factor (dB/m).

Note 3: Factor (dB/m) = Cable Loss (dB) + Antenna Factor (dB/m) - Pre_Amplifier Gain (dB).

Site: WZ-AC1	Test Date: 2024-05-07
Limit: FCC_6G_RE(3m)	Engineer: Dick Shen
Probe: BBHA9120D_1167_1-18GHz	Polarity: Vertical
EUT: ACCESS POINT	Power: AC 120V/60Hz
Test Mode: Transmit by 802.11be-EHT20 at 7095MHz	

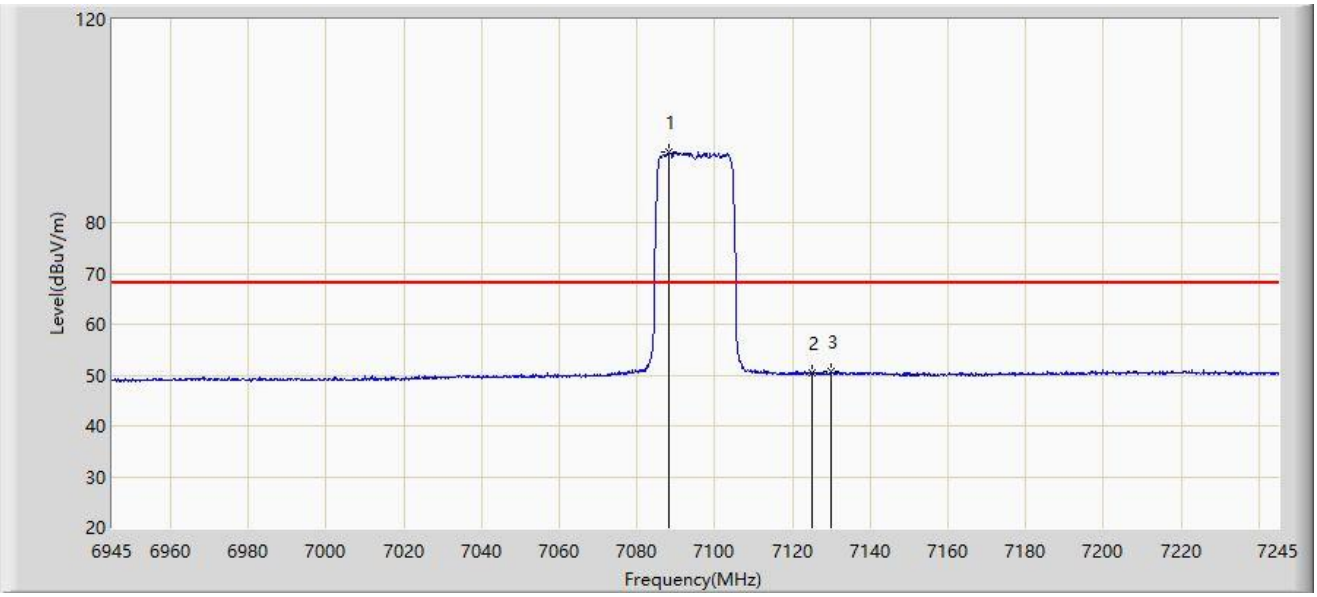

No	Mark	Frequency (MHz)	Measure Level (dBμV/m)	Reading Level (dBμV)	Margin (dB)	Limit (dBμV/m)	Factor (dB/m)	Type
1		7088.400	93.882	85.467	N/A	N/A	8.416	AV
2		7125.000	50.334	41.572	-17.866	68.200	8.762	AV
3	*	7129.950	50.661	41.870	-17.539	68.200	8.791	AV

Note 1: " * ", means this data is the worst emission level.

Note 2: Measure Level (dBμV/m) = Reading Level (dBμV) + Factor (dB/m).

Note 3: Factor (dB/m) = Cable Loss (dB) + Antenna Factor (dB/m) - Pre_Amplifier Gain (dB).

Site: WZ-AC1	Test Date: 2024-05-07
Limit: FCC_6G_RE(3m)	Engineer: Dick Shen
Probe: BBHA9120D_1167_1-18GHz	Polarity: Horizontal
EUT: ACCESS POINT	Power: AC 120V/60Hz
Test Mode: Transmit by 802.11be-EHT40 at 5965MHz	

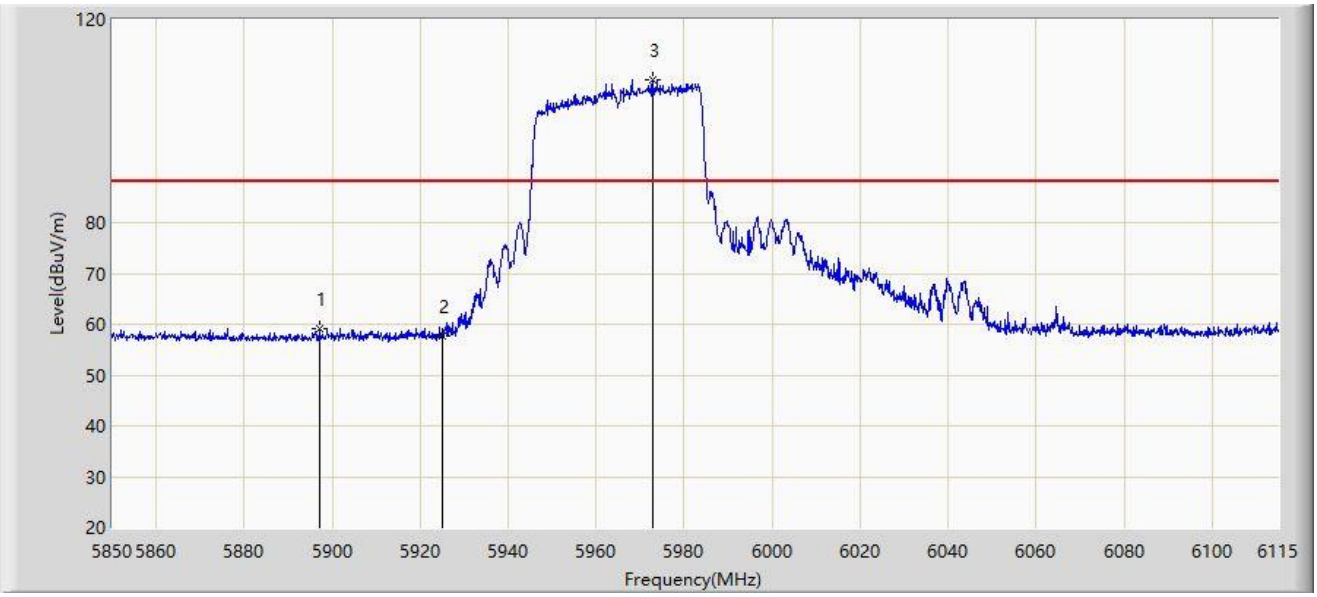

No	Mark	Frequency (MHz)	Measure Level (dBµV/m)	Reading Level (dBµV)	Margin (dB)	Limit (dBµV/m)	Factor (dB/m)	Type
1	*	5897.170	59.040	53.689	-29.160	88.200	5.351	PK
2		5925.000	57.587	52.033	-30.613	88.200	5.554	PK
3		5972.828	108.101	102.763	N/A	N/A	5.338	PK

Note 1: " * ", means this data is the worst emission level.

Note 2: Measure Level (dBµV/m) = Reading Level (dBµV) + Factor (dB/m).

Note 3: Factor (dB/m) = Cable Loss (dB) + Antenna Factor (dB/m) - Pre_Amplifier Gain (dB).

Site: WZ-AC1	Test Date: 2024-05-07
Limit: FCC_6G_RE(3m)	Engineer: Dick Shen
Probe: BBHA9120D_1167_1-18GHz	Polarity: Horizontal
EUT: ACCESS POINT	Power: AC 120V/60Hz
Test Mode: Transmit by 802.11be-EHT40 at 5965MHz	

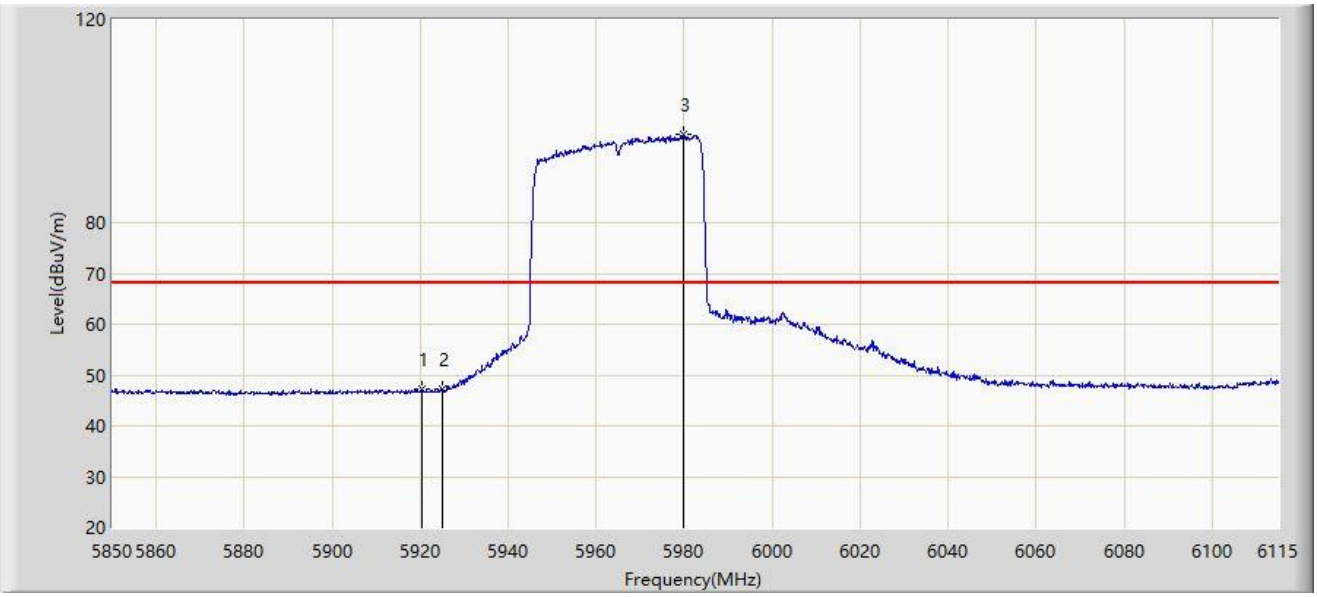

No	Mark	Frequency (MHz)	Measure Level (dBμV/m)	Reading Level (dBμV)	Margin (dB)	Limit (dBμV/m)	Factor (dB/m)	Type
1	*	5920.490	47.186	41.644	-21.014	68.200	5.541	AV
2		5925.000	47.120	41.566	-21.080	68.200	5.554	AV
3		5979.850	97.257	91.921	N/A	N/A	5.336	AV

Note 1: " * ", means this data is the worst emission level.

Note 2: Measure Level (dBμV/m) = Reading Level (dBμV) + Factor (dB/m).

Note 3: Factor (dB/m) = Cable Loss (dB) + Antenna Factor (dB/m) - Pre_Amplifier Gain (dB).

Site: WZ-AC1	Test Date: 2024-05-07
Limit: FCC_6G_RE(3m)	Engineer: Dick Shen
Probe: BBHA9120D_1167_1-18GHz	Polarity: Vertical
EUT: ACCESS POINT	Power: AC 120V/60Hz
Test Mode: Transmit by 802.11be-EHT40 at 5965MHz	

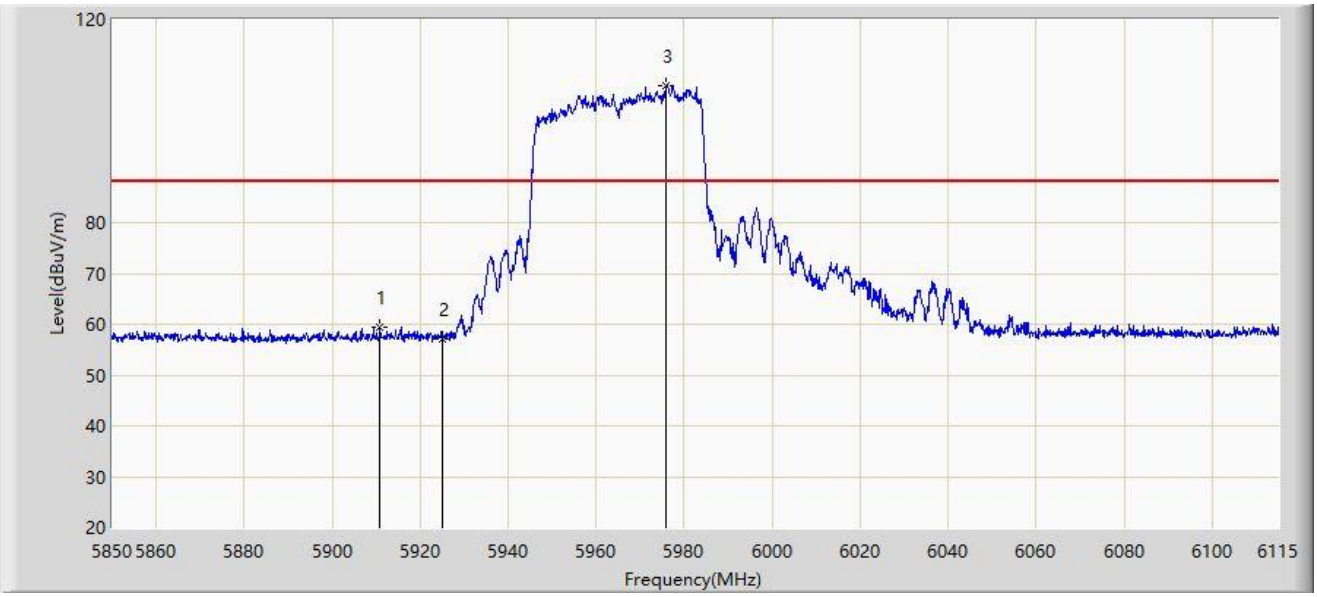

No	Mark	Frequency (MHz)	Measure Level (dBµV/m)	Reading Level (dBµV)	Margin (dB)	Limit (dBµV/m)	Factor (dB/m)	Type
1	*	5910.817	59.536	54.049	-28.664	88.200	5.487	PK
2		5925.000	57.229	51.675	-30.971	88.200	5.554	PK
3		5976.007	106.922	101.577	N/A	N/A	5.346	PK

Note 1: " * ", means this data is the worst emission level.

Note 2: Measure Level (dBµV/m) = Reading Level (dBµV) + Factor (dB/m).

Note 3: Factor (dB/m) = Cable Loss (dB) + Antenna Factor (dB/m) - Pre_Amplifier Gain (dB).

Site: WZ-AC1	Test Date: 2024-05-07
Limit: FCC_6G_RE(3m)	Engineer: Dick Shen
Probe: BBHA9120D_1167_1-18GHz	Polarity: Vertical
EUT: ACCESS POINT	Power: AC 120V/60Hz
Test Mode: Transmit by 802.11be-EHT40 at 5965MHz	

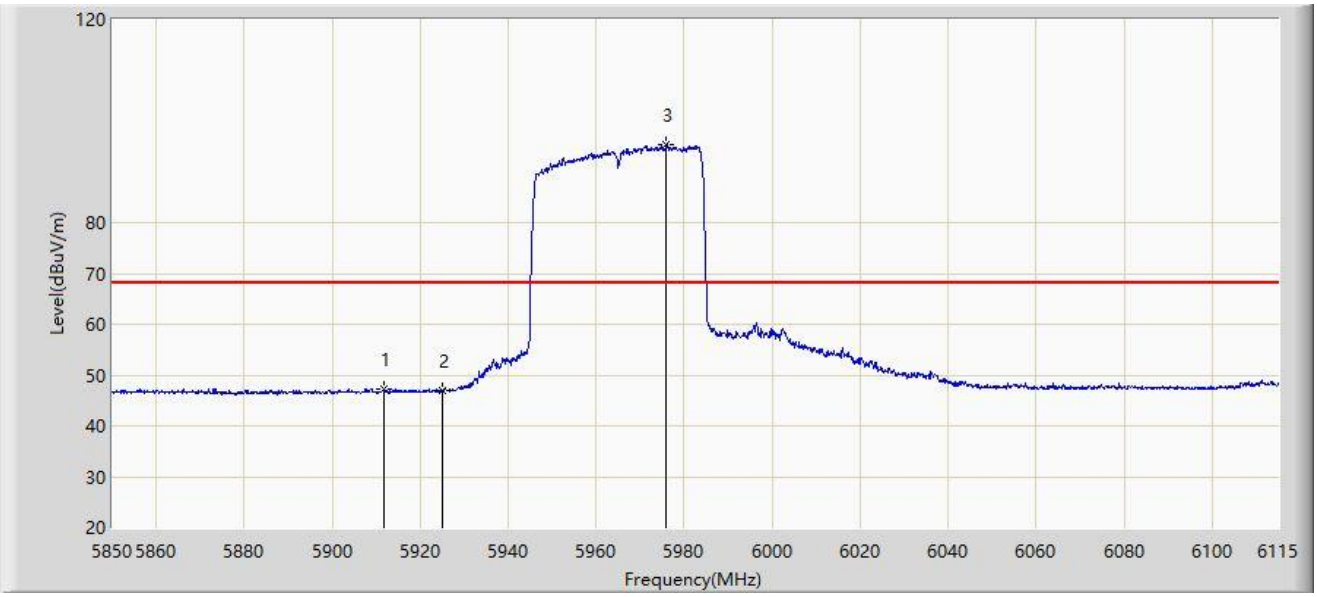

No	Mark	Frequency (MHz)	Measure Level (dBμV/m)	Reading Level (dBμV)	Margin (dB)	Limit (dBμV/m)	Factor (dB/m)	Type
1	*	5911.745	47.239	41.742	-20.961	68.200	5.497	AV
2		5925.000	47.047	41.493	-21.153	68.200	5.554	AV
3		5976.007	95.353	90.008	N/A	N/A	5.346	AV

Note 1: " * ", means this data is the worst emission level.

Note 2: Measure Level (dBμV/m) = Reading Level (dBμV) + Factor (dB/m).

Note 3: Factor (dB/m) = Cable Loss (dB) + Antenna Factor (dB/m) - Pre_Amplifier Gain (dB).

Site: WZ-AC1	Test Date: 2024-05-07
Limit: FCC_6G_RE(3m)	Engineer: Dick Shen
Probe: BBHA9120D_1167_1-18GHz	Polarity: Horizontal
EUT: ACCESS POINT	Power: AC 120V/60Hz
Test Mode: Transmit by 802.11be-EHT40 at 7085MHz	

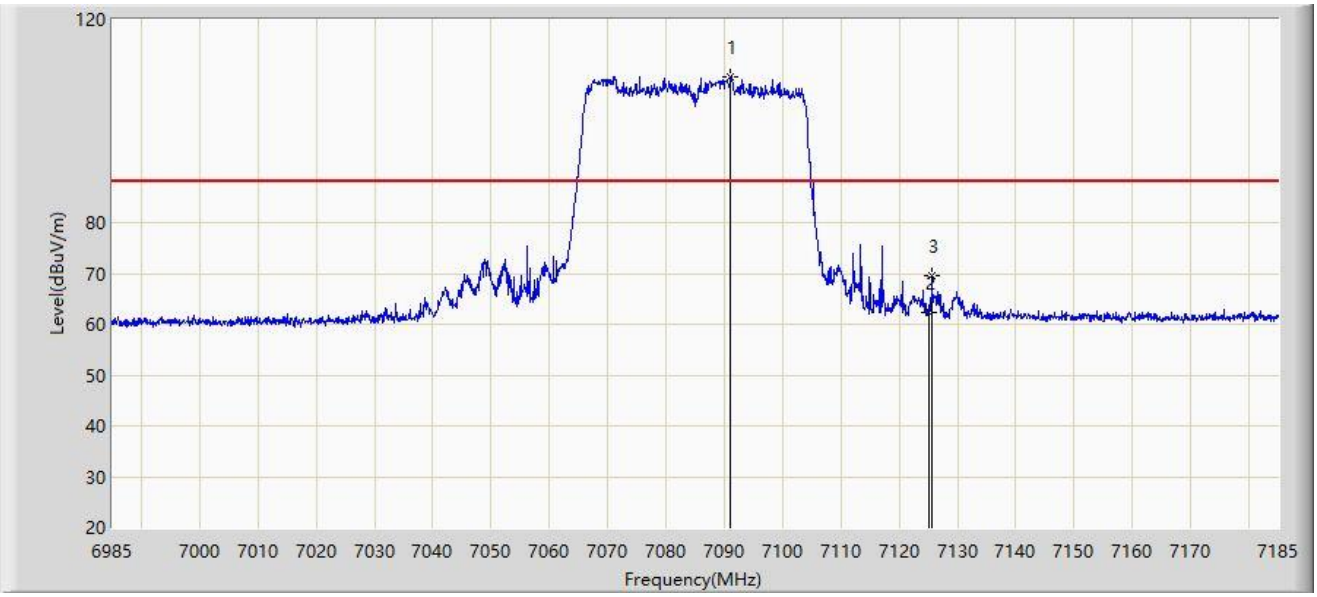

No	Mark	Frequency (MHz)	Measure Level (dBµV/m)	Reading Level (dBµV)	Margin (dB)	Limit (dBµV/m)	Factor (dB/m)	Type
1		7091.000	108.804	100.334	N/A	N/A	8.470	PK
2		7125.000	62.450	53.688	-25.750	88.200	8.762	PK
3	*	7125.600	69.677	60.915	-18.523	88.200	8.762	PK

Note 1: " * ", means this data is the worst emission level.

Note 2: Measure Level (dBµV/m) = Reading Level (dBµV) + Factor (dB/m).

Note 3: Factor (dB/m) = Cable Loss (dB) + Antenna Factor (dB/m) - Pre_Amplifier Gain (dB).

Site: WZ-AC1	Test Date: 2024-05-07
Limit: FCC_6G_RE(3m)	Engineer: Dick Shen
Probe: BBHA9120D_1167_1-18GHz	Polarity: Horizontal
EUT: ACCESS POINT	Power: AC 120V/60Hz
Test Mode: Transmit by 802.11be-EHT40 at 7085MHz	

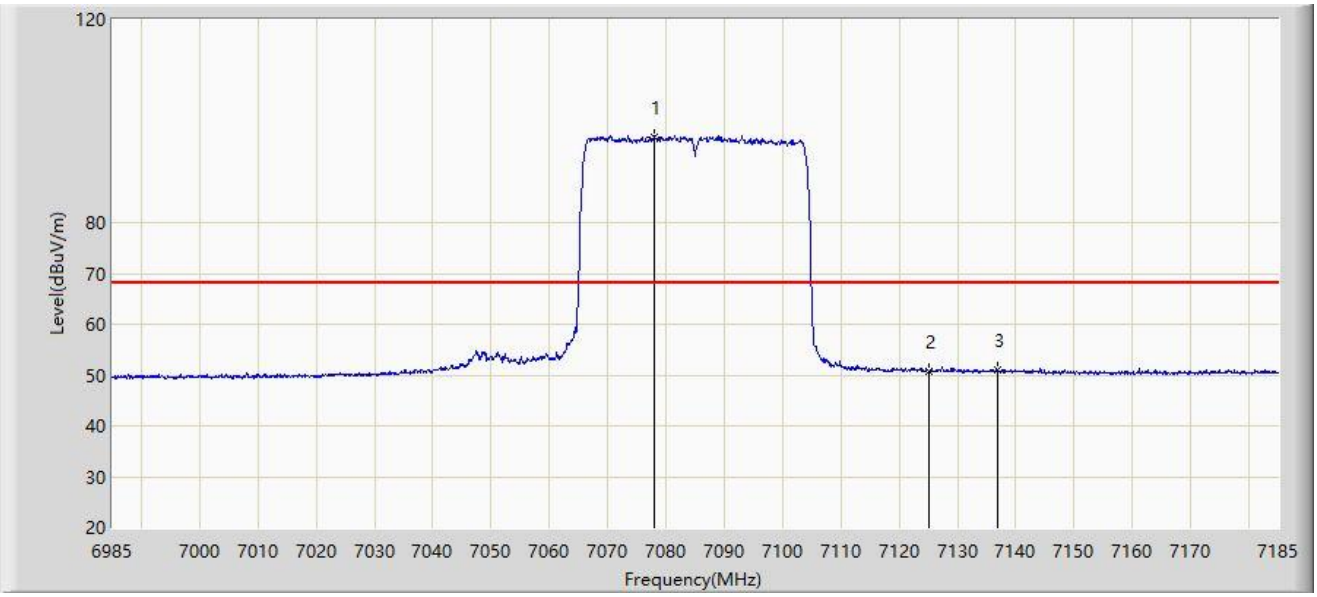

No	Mark	Frequency (MHz)	Measure Level (dBμV/m)	Reading Level (dBμV)	Margin (dB)	Limit (dBμV/m)	Factor (dB/m)	Type
1		7077.900	96.872	88.456	N/A	N/A	8.415	AV
2		7125.000	50.659	41.897	-17.541	68.200	8.762	AV
3	*	7136.900	51.034	42.149	-17.166	68.200	8.885	AV

Note 1: " * ", means this data is the worst emission level.

Note 2: Measure Level (dBμV/m) = Reading Level (dBμV) + Factor (dB/m).

Note 3: Factor (dB/m) = Cable Loss (dB) + Antenna Factor (dB/m) - Pre_Amplifier Gain (dB).

Site: WZ-AC1	Test Date: 2024-05-07
Limit: FCC_6G_RE(3m)	Engineer: Dick Shen
Probe: BBHA9120D_1167_1-18GHz	Polarity: Vertical
EUT: ACCESS POINT	Power: AC 120V/60Hz
Test Mode: Transmit by 802.11be-EHT40 at 7085MHz	

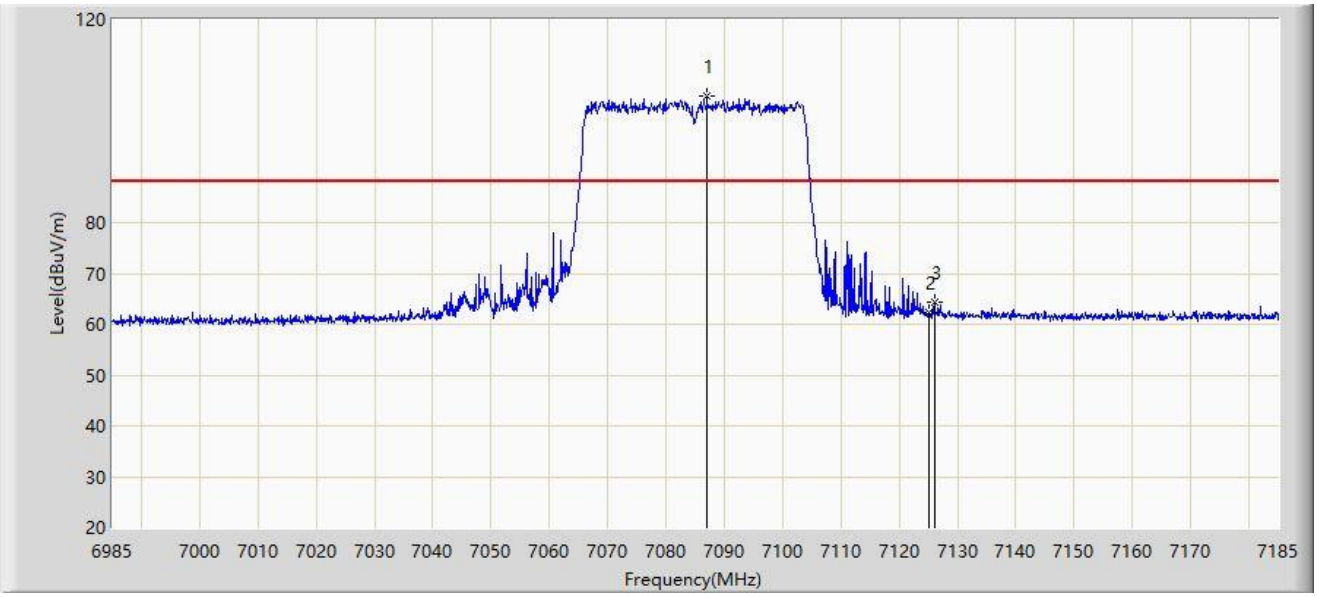

No	Mark	Frequency (MHz)	Measure Level (dBµV/m)	Reading Level (dBµV)	Margin (dB)	Limit (dBµV/m)	Factor (dB/m)	Type
1		7087.000	104.891	96.505	N/A	N/A	8.386	PK
2		7125.000	62.184	53.422	-26.016	88.200	8.762	PK
3	*	7126.000	64.460	55.697	-23.740	88.200	8.763	PK

Note 1: " * ", means this data is the worst emission level.

Note 2: Measure Level (dBµV/m) = Reading Level (dBµV) + Factor (dB/m).

Note 3: Factor (dB/m) = Cable Loss (dB) + Antenna Factor (dB/m) - Pre_Amplifier Gain (dB).

Site: WZ-AC1	Test Date: 2024-05-07
Limit: FCC_6G_RE(3m)	Engineer: Dick Shen
Probe: BBHA9120D_1167_1-18GHz	Polarity: Vertical
EUT: ACCESS POINT	Power: AC 120V/60Hz
Test Mode: Transmit by 802.11be-EHT40 at 7085MHz	

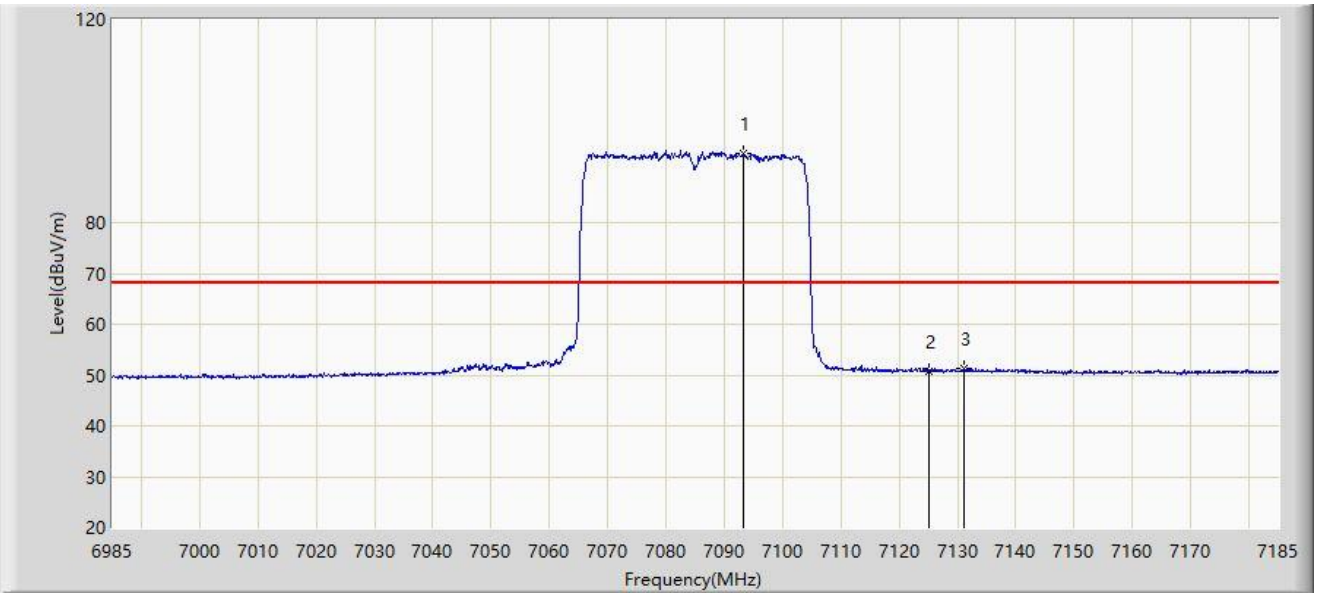

No	Mark	Frequency (MHz)	Measure Level (dBµV/m)	Reading Level (dBµV)	Margin (dB)	Limit (dBµV/m)	Factor (dB/m)	Type
1		7093.200	93.538	85.021	N/A	N/A	8.517	AV
2		7125.000	50.759	41.997	-17.441	68.200	8.762	AV
3	*	7131.100	51.251	42.444	-16.949	68.200	8.807	AV

Note 1: " * ", means this data is the worst emission level.

Note 2: Measure Level (dBµV/m) = Reading Level (dBµV) + Factor (dB/m).

Note 3: Factor (dB/m) = Cable Loss (dB) + Antenna Factor (dB/m) - Pre_Amplifier Gain (dB).

Site: WZ-AC1	Test Date: 2024-05-08
Limit: FCC_6G_RE(3m)	Engineer: Dick Shen
Probe: BBHA9120D_1167_1-18GHz	Polarity: Horizontal
EUT: ACCESS POINT	Power: AC 120V/60Hz
Test Mode: Transmit by 802.11be-EHT80 at 5985MHz	

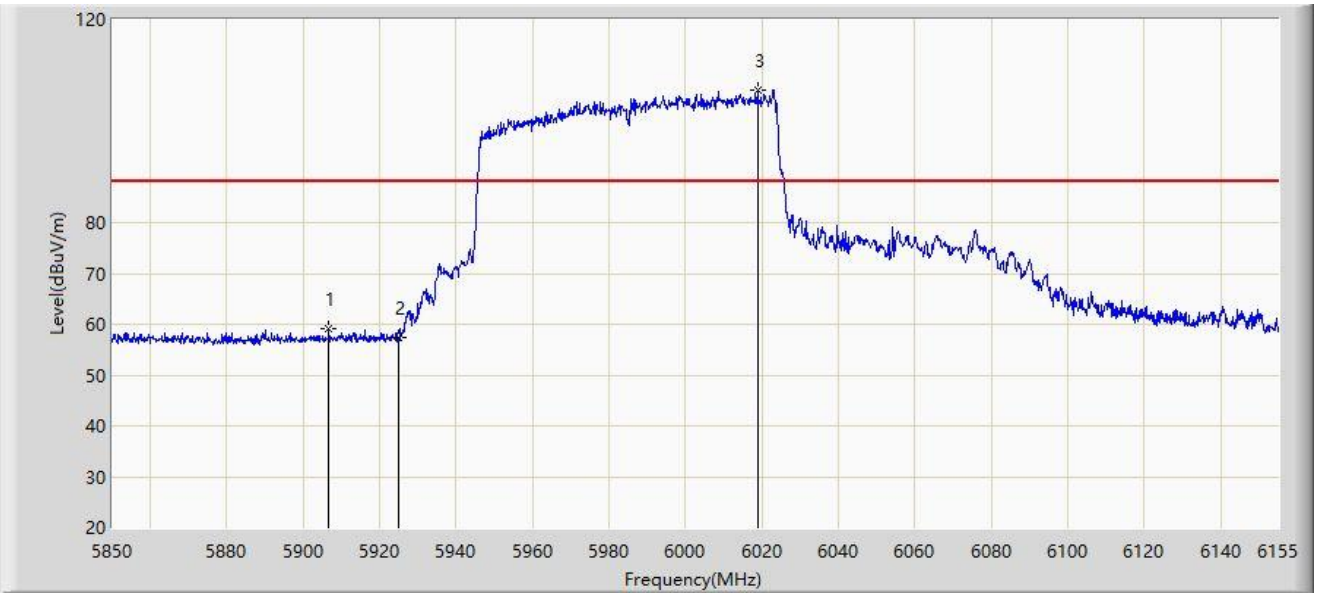

No	Mark	Frequency (MHz)	Measure Level (dBµV/m)	Reading Level (dBµV)	Margin (dB)	Limit (dBµV/m)	Factor (dB/m)	Type
1	*	5906.730	59.067	53.626	-29.133	88.200	5.441	PK
2		5925.000	57.276	51.722	-30.924	88.200	5.554	PK
3		6018.970	105.994	100.395	N/A	N/A	5.599	PK

Note 1: " * ", means this data is the worst emission level.

Note 2: Measure Level (dBµV/m) = Reading Level (dBµV) + Factor (dB/m).

Note 3: Factor (dB/m) = Cable Loss (dB) + Antenna Factor (dB/m) - Pre_Amplifier Gain (dB).

Site: WZ-AC1	Test Date: 2024-05-08
Limit: FCC_6G_RE(3m)	Engineer: Dick Shen
Probe: BBHA9120D_1167_1-18GHz	Polarity: Horizontal
EUT: ACCESS POINT	Power: AC 120V/60Hz
Test Mode: Transmit by 802.11be-EHT80 at 5985MHz	

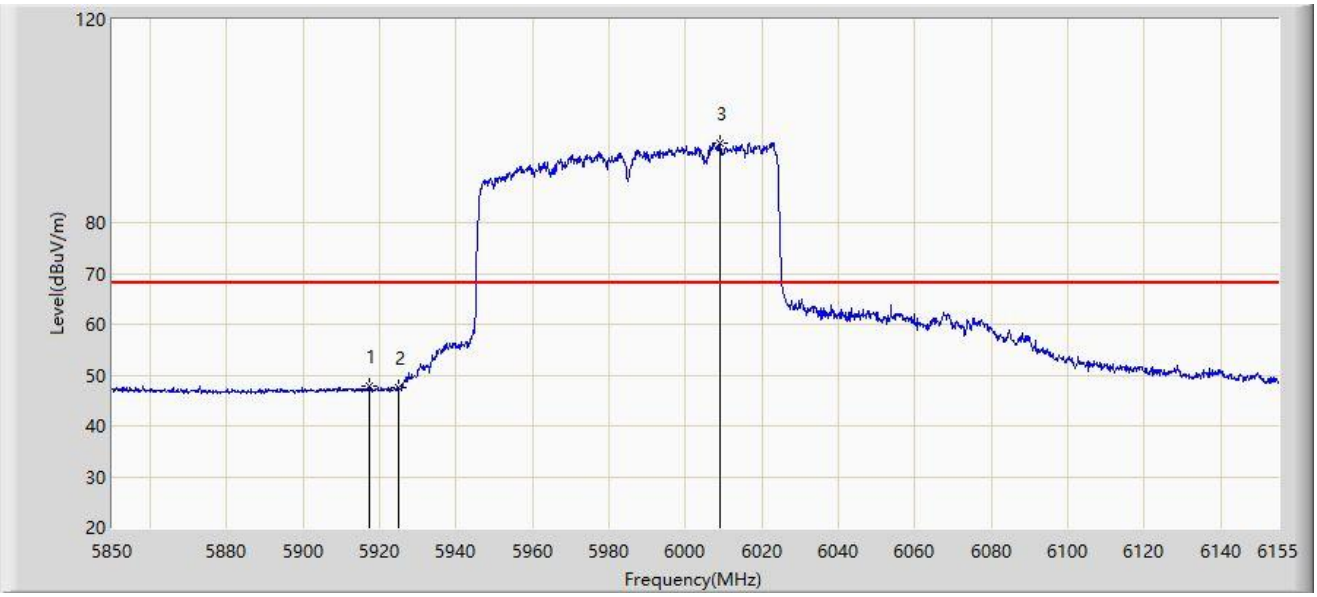

No	Mark	Frequency (MHz)	Measure Level (dBµV/m)	Reading Level (dBµV)	Margin (dB)	Limit (dBµV/m)	Factor (dB/m)	Type
1	*	5917.405	47.930	42.401	-20.270	68.200	5.530	AV
2		5925.000	47.471	41.917	-20.729	68.200	5.554	AV
3		6009.058	95.563	89.961	N/A	N/A	5.601	AV

Note 1: " * ", means this data is the worst emission level.

Note 2: Measure Level (dBµV/m) = Reading Level (dBµV) + Factor (dB/m).

Note 3: Factor (dB/m) = Cable Loss (dB) + Antenna Factor (dB/m) - Pre_Amplifier Gain (dB).

Site: WZ-AC1	Test Date: 2024-05-08
Limit: FCC_6G_RE(3m)	Engineer: Dick Shen
Probe: BBHA9120D_1167_1-18GHz	Polarity: Vertical
EUT: ACCESS POINT	Power: AC 120V/60Hz
Test Mode: Transmit by 802.11be-EHT80 at 5985MHz	

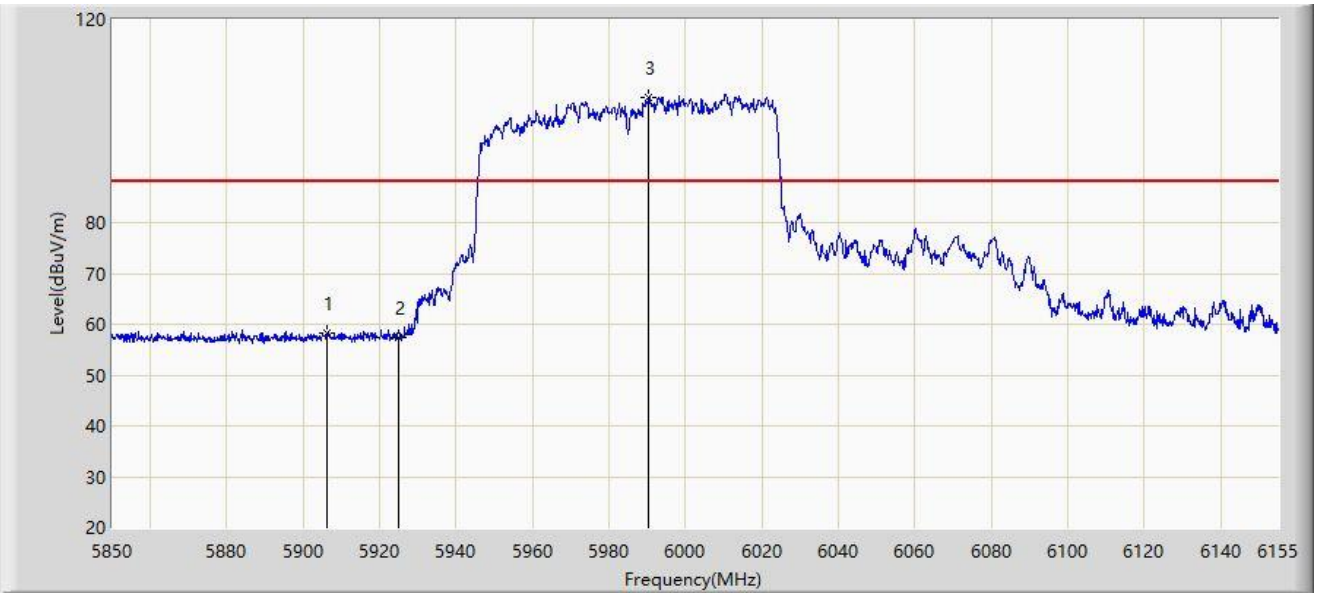

No	Mark	Frequency (MHz)	Measure Level (dBµV/m)	Reading Level (dBµV)	Margin (dB)	Limit (dBµV/m)	Factor (dB/m)	Type
1	*	5906.272	58.340	52.904	-29.860	88.200	5.436	PK
2		5925.000	57.458	51.904	-30.742	88.200	5.554	PK
3		5990.453	104.648	99.217	N/A	N/A	5.432	PK

Note 1: " * ", means this data is the worst emission level.

Note 2: Measure Level (dBµV/m) = Reading Level (dBµV) + Factor (dB/m).

Note 3: Factor (dB/m) = Cable Loss (dB) + Antenna Factor (dB/m) - Pre_Amplifier Gain (dB).

Site: WZ-AC1	Test Date: 2024-05-08
Limit: FCC_6G_RE(3m)	Engineer: Dick Shen
Probe: BBHA9120D_1167_1-18GHz	Polarity: Vertical
EUT: ACCESS POINT	Power: AC 120V/60Hz
Test Mode: Transmit by 802.11be-EHT80 at 5985MHz	

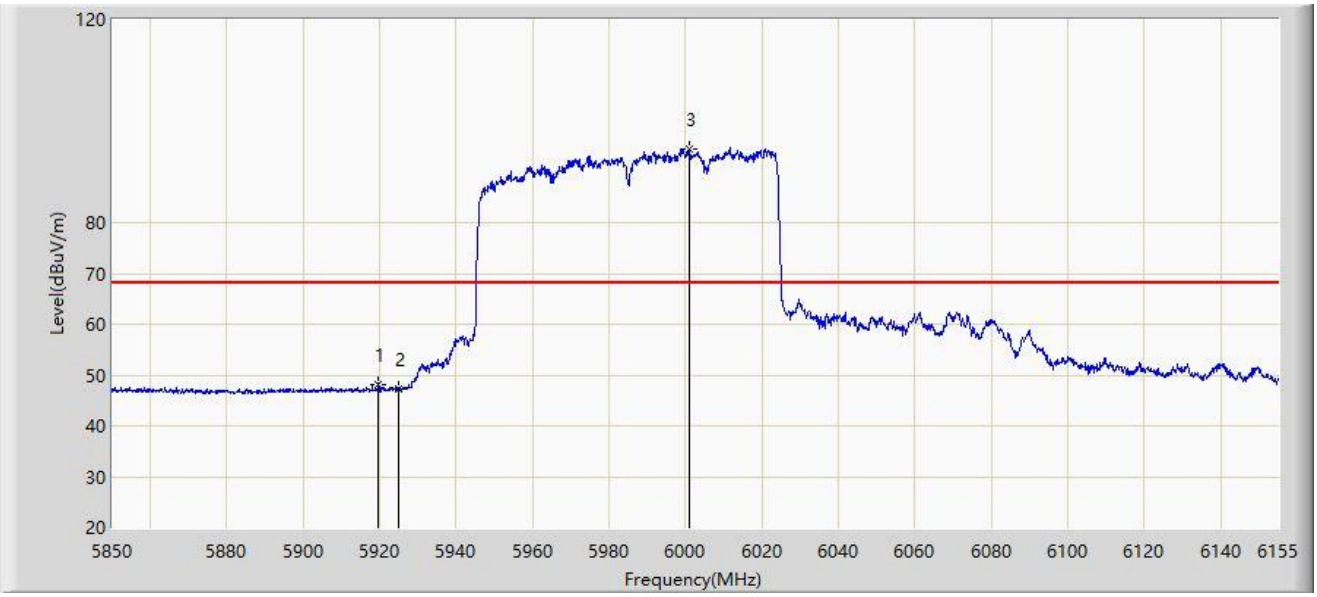

No	Mark	Frequency (MHz)	Measure Level (dBμV/m)	Reading Level (dBμV)	Margin (dB)	Limit (dBμV/m)	Factor (dB/m)	Type
1	*	5919.540	48.115	42.577	-20.085	68.200	5.538	AV
2		5925.000	47.262	41.708	-20.938	68.200	5.554	AV
3		6000.822	94.465	88.913	N/A	N/A	5.551	AV

Note 1: " * ", means this data is the worst emission level.

Note 2: Measure Level (dBμV/m) = Reading Level (dBμV) + Factor (dB/m).

Note 3: Factor (dB/m) = Cable Loss (dB) + Antenna Factor (dB/m) - Pre_Amplifier Gain (dB).

Site: WZ-AC1	Test Date: 2024-05-08
Limit: FCC_6G_RE(3m)	Engineer: Dick Shen
Probe: BBHA9120D_1167_1-18GHz	Polarity: Horizontal
EUT: ACCESS POINT	Power: AC 120V/60Hz
Test Mode: Transmit by 802.11be-EHT80 at 7025MHz	

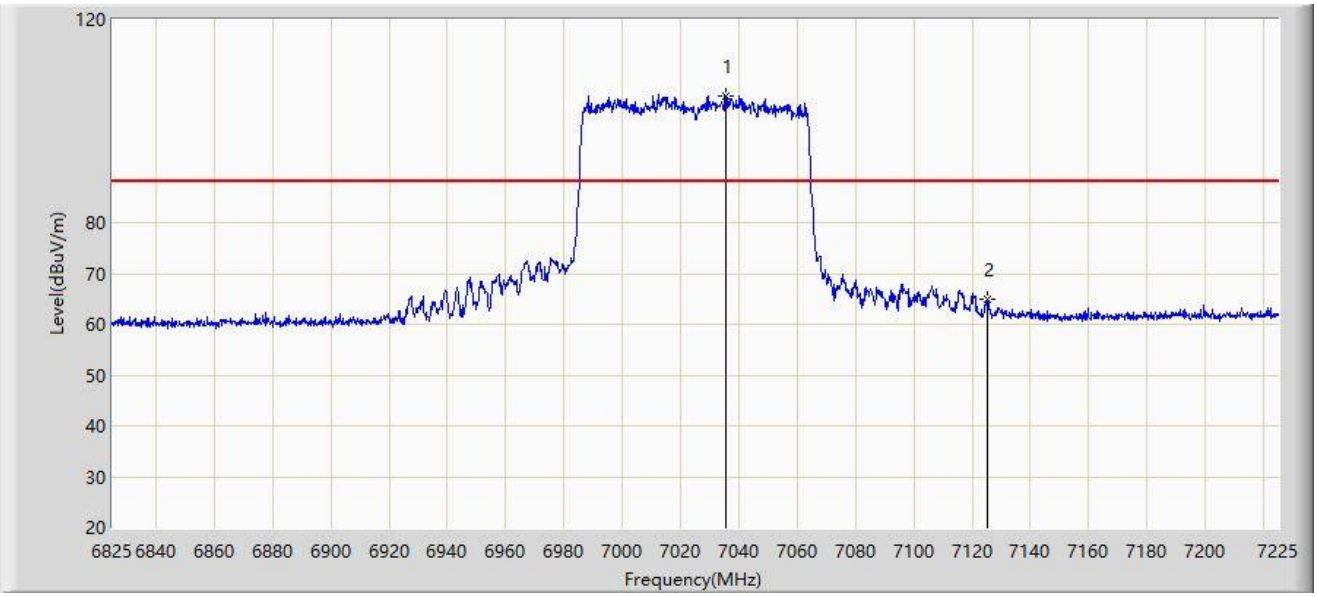

No	Mark	Frequency (MHz)	Measure Level (dBµV/m)	Reading Level (dBµV)	Margin (dB)	Limit (dBµV/m)	Factor (dB/m)	Type
1		7035.400	105.046	96.524	N/A	N/A	8.522	PK
2	*	7125.000	64.849	56.087	-23.351	88.200	8.762	PK

Note 1: " * ", means this data is the worst emission level.

Note 2: Measure Level (dBµV/m) = Reading Level (dBµV) + Factor (dB/m).

Note 3: Factor (dB/m) = Cable Loss (dB) + Antenna Factor (dB/m) - Pre_Amplifier Gain (dB).

Site: WZ-AC1	Test Date: 2024-05-08
Limit: FCC_6G_RE(3m)	Engineer: Dick Shen
Probe: BBHA9120D_1167_1-18GHz	Polarity: Horizontal
EUT: ACCESS POINT	Power: AC 120V/60Hz
Test Mode: Transmit by 802.11be-EHT80 at 7025MHz	

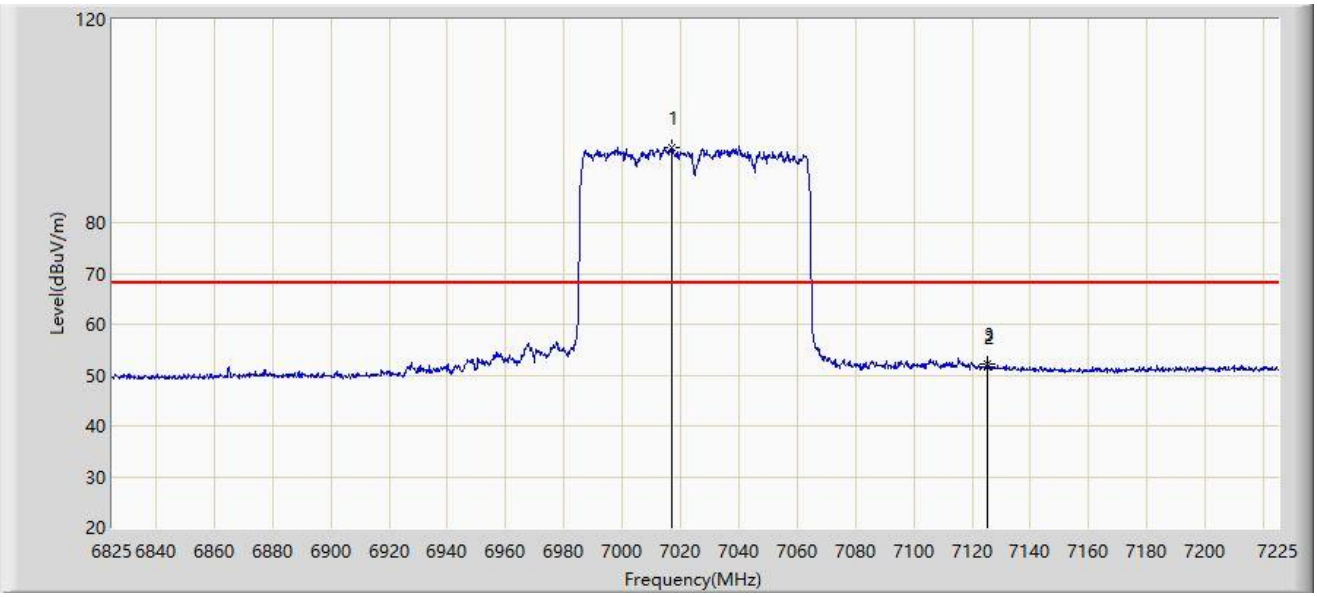

No	Mark	Frequency (MHz)	Measure Level (dBμV/m)	Reading Level (dBμV)	Margin (dB)	Limit (dBμV/m)	Factor (dB/m)	Type
1		7017.200	94.778	86.692	N/A	N/A	8.085	AV
2		7125.000	51.510	42.748	-16.690	68.200	8.762	AV
3	*	7125.200	52.078	43.316	-16.122	68.200	8.762	AV

Note 1: " * ", means this data is the worst emission level.

Note 2: Measure Level (dBμV/m) = Reading Level (dBμV) + Factor (dB/m).

Note 3: Factor (dB/m) = Cable Loss (dB) + Antenna Factor (dB/m) - Pre_Amplifier Gain (dB).

Site: WZ-AC1	Test Date: 2024-05-08
Limit: FCC_6G_RE(3m)	Engineer: Dick Shen
Probe: BBHA9120D_1167_1-18GHz	Polarity: Vertical
EUT: ACCESS POINT	Power: AC 120V/60Hz
Test Mode: Transmit by 802.11be-EHT80 at 7025MHz	

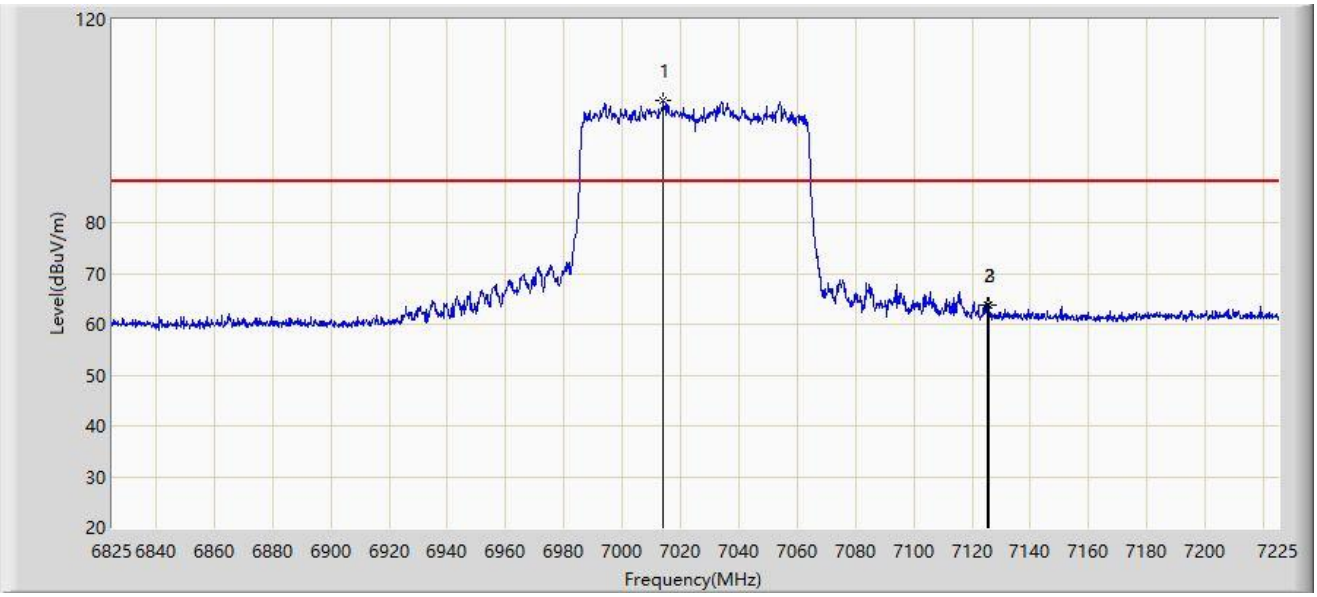

No	Mark	Frequency (MHz)	Measure Level (dBμV/m)	Reading Level (dBμV)	Margin (dB)	Limit (dBμV/m)	Factor (dB/m)	Type
1		7014.000	104.035	95.956	N/A	N/A	8.079	PK
2		7125.000	63.824	55.062	-24.376	88.200	8.762	PK
3	*	7125.800	63.913	55.150	-24.287	88.200	8.763	PK

Note 1: " * ", means this data is the worst emission level.

Note 2: Measure Level (dBμV/m) = Reading Level (dBμV) + Factor (dB/m).

Note 3: Factor (dB/m) = Cable Loss (dB) + Antenna Factor (dB/m) - Pre_Amplifier Gain (dB).

Site: WZ-AC1	Test Date: 2024-05-08
Limit: FCC_6G_RE(3m)	Engineer: Dick Shen
Probe: BBHA9120D_1167_1-18GHz	Polarity: Vertical
EUT: ACCESS POINT	Power: AC 120V/60Hz
Test Mode: Transmit by 802.11be-EHT80 at 7025MHz	

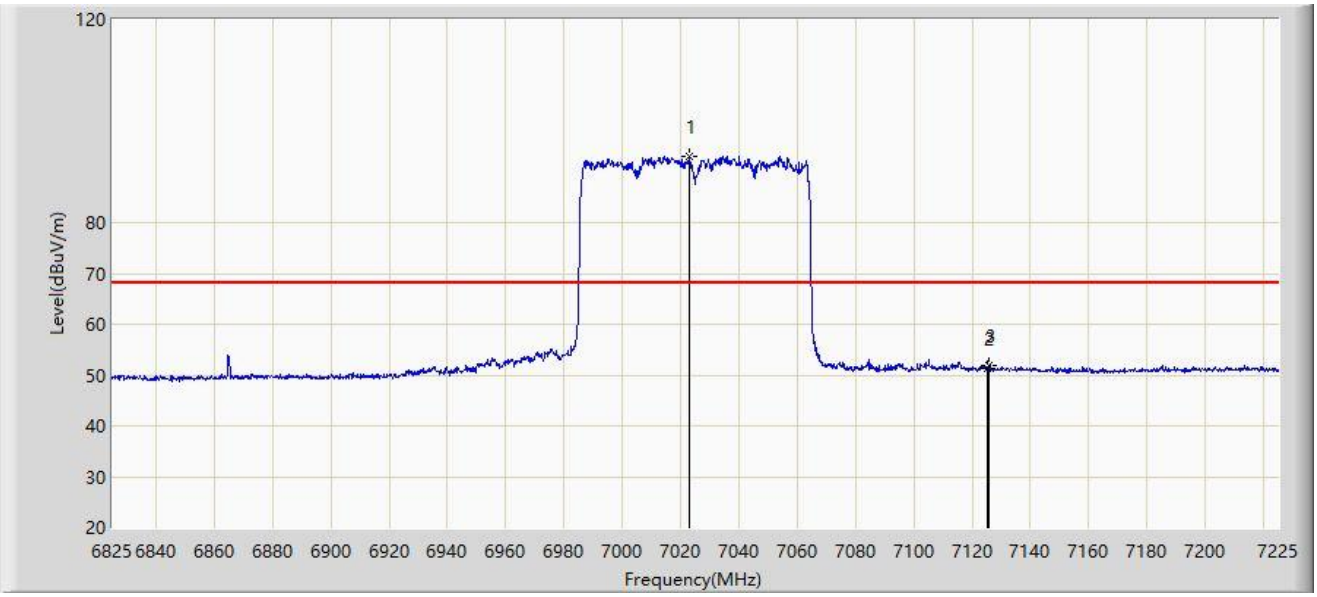

No	Mark	Frequency (MHz)	Measure Level (dBμV/m)	Reading Level (dBμV)	Margin (dB)	Limit (dBμV/m)	Factor (dB/m)	Type
1		7023.200	92.987	84.769	N/A	N/A	8.218	AV
2		7125.000	51.446	42.684	-16.754	68.200	8.762	AV
3	*	7125.800	51.787	43.024	-16.413	68.200	8.763	AV

Note 1: " * ", means this data is the worst emission level.

Note 2: Measure Level (dBμV/m) = Reading Level (dBμV) + Factor (dB/m).

Note 3: Factor (dB/m) = Cable Loss (dB) + Antenna Factor (dB/m) - Pre_Amplifier Gain (dB).

Site: WZ-AC1	Test Date: 2024-05-08
Limit: FCC_6G_RE(3m)	Engineer: Dick Shen
Probe: BBHA9120D_1167_1-18GHz	Polarity: Horizontal
EUT: ACCESS POINT	Power: AC 120V/60Hz
Test Mode: Transmit by 802.11be-EHT160 at 6025MHz	

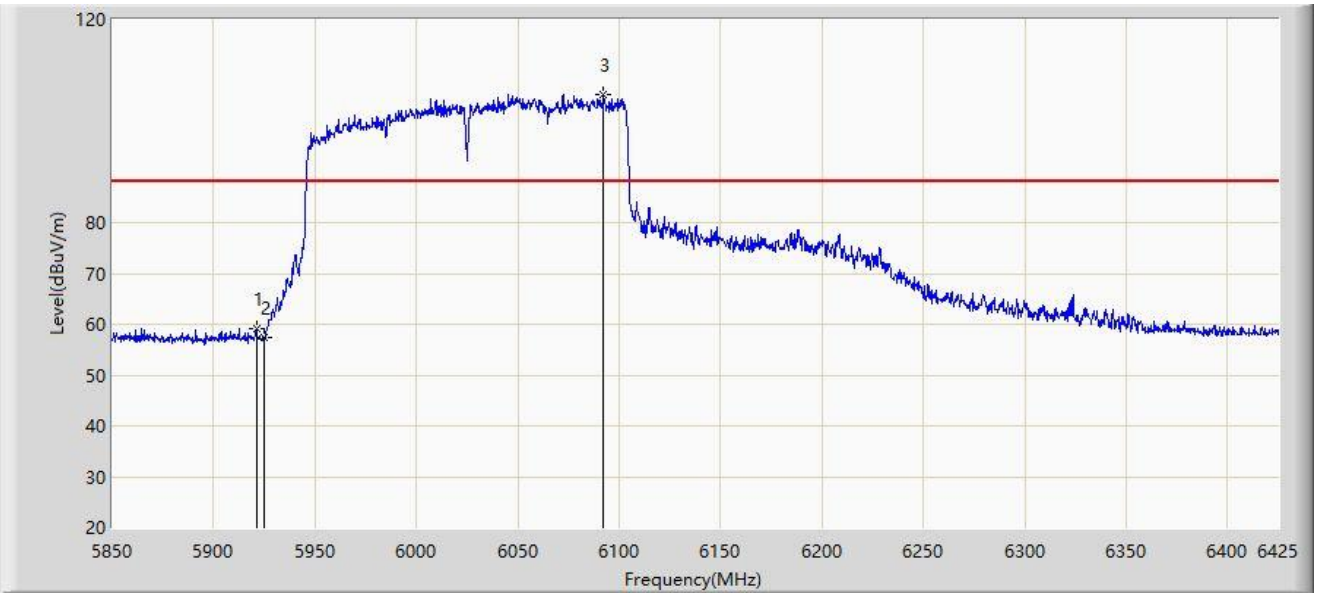

No	Mark	Frequency (MHz)	Measure Level (dBµV/m)	Reading Level (dBµV)	Margin (dB)	Limit (dBµV/m)	Factor (dB/m)	Type
1	*	5921.013	59.056	53.512	-29.144	88.200	5.544	PK
2		5925.000	57.432	51.878	-30.768	88.200	5.554	PK
3		6092.362	105.317	99.689	N/A	N/A	5.629	PK

Note 1: " * ", means this data is the worst emission level.

Note 2: Measure Level (dBµV/m) = Reading Level (dBµV) + Factor (dB/m).

Note 3: Factor (dB/m) = Cable Loss (dB) + Antenna Factor (dB/m) - Pre_Amplifier Gain (dB).

Site: WZ-AC1	Test Date: 2024-05-08
Limit: FCC_6G_RE(3m)	Engineer: Dick Shen
Probe: BBHA9120D_1167_1-18GHz	Polarity: Horizontal
EUT: ACCESS POINT	Power: AC 120V/60Hz
Test Mode: Transmit by 802.11be-EHT160 at 6025MHz	

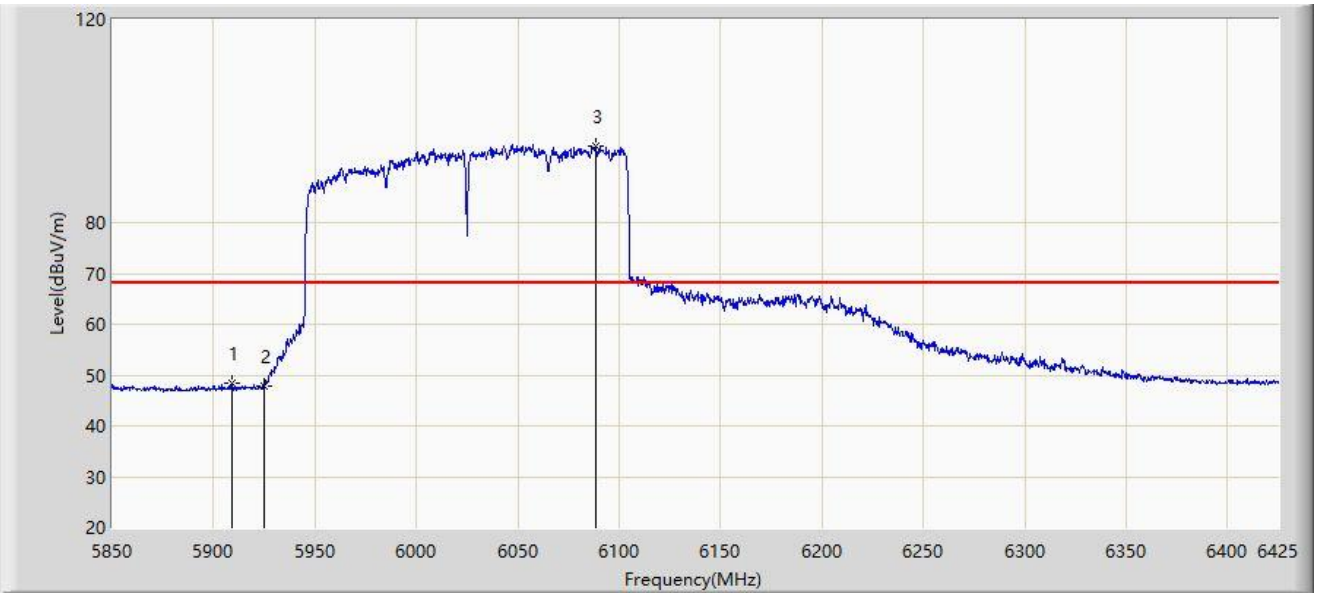

No	Mark	Frequency (MHz)	Measure Level (dBμV/m)	Reading Level (dBμV)	Margin (dB)	Limit (dBμV/m)	Factor (dB/m)	Type
1	*	5908.937	48.328	42.862	-19.872	68.200	5.465	AV
2		5925.000	47.883	42.329	-20.317	68.200	5.554	AV
3		6088.337	95.095	89.460	N/A	N/A	5.636	AV

Note 1: " * ", means this data is the worst emission level.

Note 2: Measure Level (dBμV/m) = Reading Level (dBμV) + Factor (dB/m).

Note 3: Factor (dB/m) = Cable Loss (dB) + Antenna Factor (dB/m) - Pre_Amplifier Gain (dB).

Site: WZ-AC1	Test Date: 2024-05-08
Limit: FCC_6G_RE(3m)	Engineer: Dick Shen
Probe: BBHA9120D_1167_1-18GHz	Polarity: Vertical
EUT: ACCESS POINT	Power: AC 120V/60Hz
Test Mode: Transmit by 802.11be-EHT160 at 6025MHz	

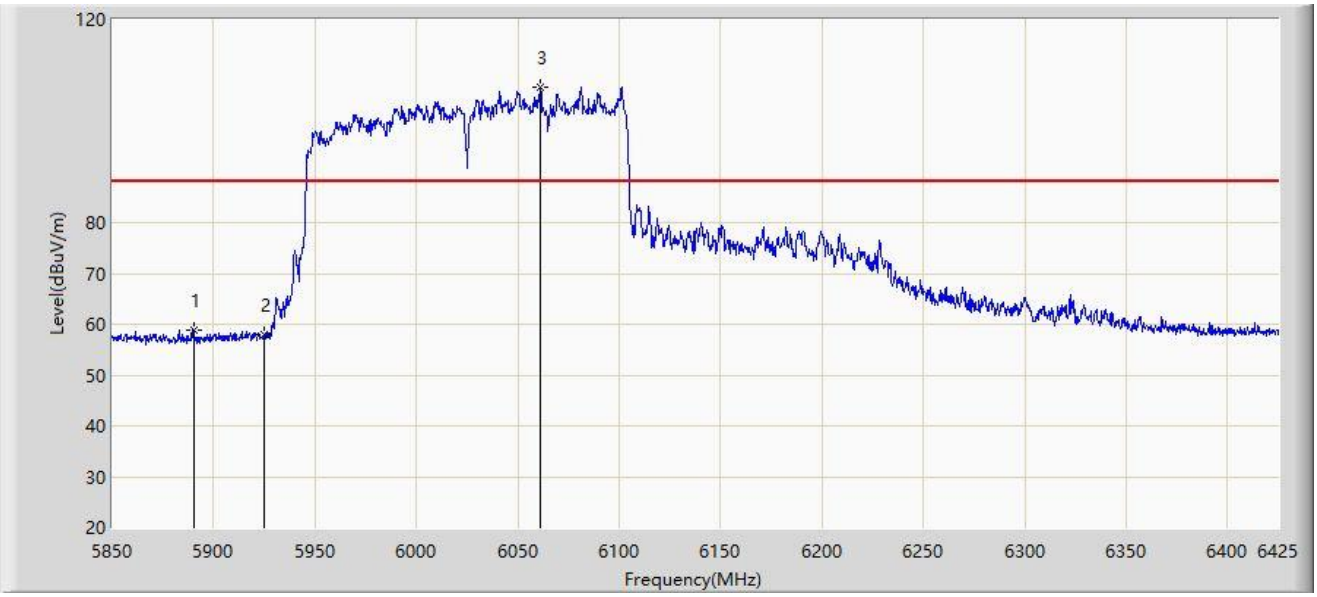

No	Mark	Frequency (MHz)	Measure Level (dBµV/m)	Reading Level (dBµV)	Margin (dB)	Limit (dBµV/m)	Factor (dB/m)	Type
1	*	5890.250	58.826	53.489	-29.374	88.200	5.337	PK
2		5925.000	57.862	52.308	-30.338	88.200	5.554	PK
3		6061.312	106.549	101.092	N/A	N/A	5.457	PK

Note 1: " * ", means this data is the worst emission level.

Note 2: Measure Level (dBµV/m) = Reading Level (dBµV) + Factor (dB/m).

Note 3: Factor (dB/m) = Cable Loss (dB) + Antenna Factor (dB/m) - Pre_Amplifier Gain (dB).

Site: WZ-AC1	Test Date: 2024-05-08
Limit: FCC_6G_RE(3m)	Engineer: Dick Shen
Probe: BBHA9120D_1167_1-18GHz	Polarity: Vertical
EUT: ACCESS POINT	Power: AC 120V/60Hz
Test Mode: Transmit by 802.11be-EHT160 at 6025MHz	

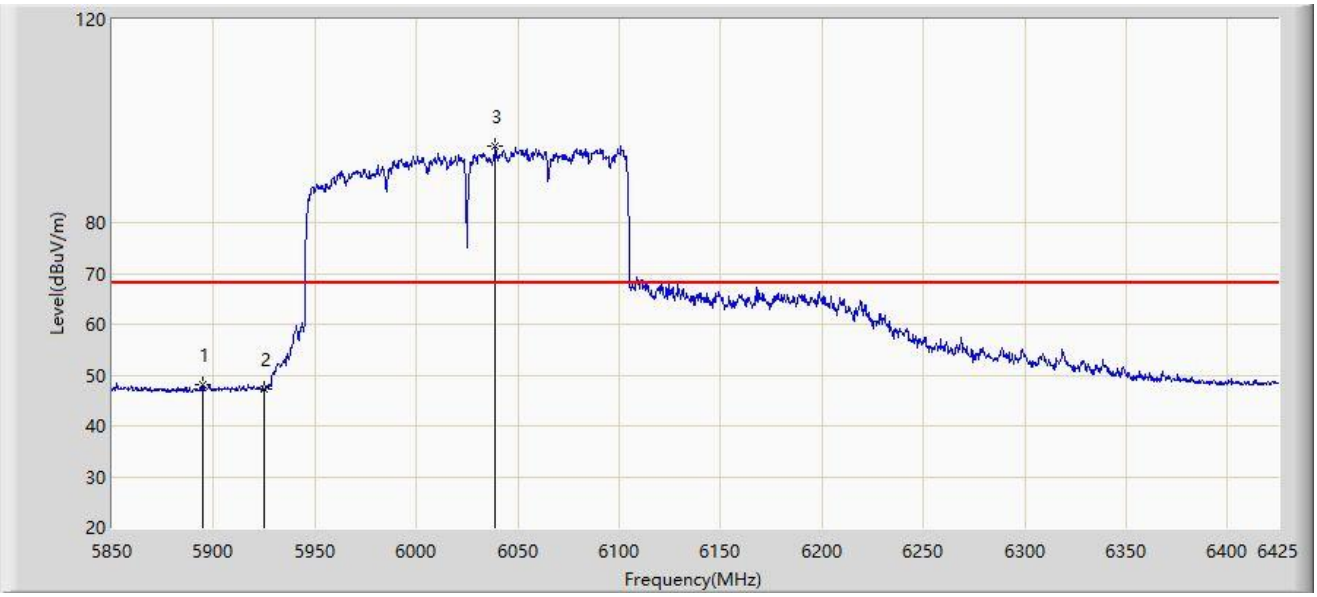

No	Mark	Frequency (MHz)	Measure Level (dBμV/m)	Reading Level (dBμV)	Margin (dB)	Limit (dBμV/m)	Factor (dB/m)	Type
1	*	5894.562	47.978	42.638	-20.222	68.200	5.340	AV
2		5925.000	47.174	41.620	-21.026	68.200	5.554	AV
3		6038.888	95.197	89.733	N/A	N/A	5.464	AV

Note 1: " * ", means this data is the worst emission level.

Note 2: Measure Level (dBμV/m) = Reading Level (dBμV) + Factor (dB/m).

Note 3: Factor (dB/m) = Cable Loss (dB) + Antenna Factor (dB/m) - Pre_Amplifier Gain (dB).

Site: WZ-AC1	Test Date: 2024-05-08
Limit: FCC_6G_RE(3m)	Engineer: Dick Shen
Probe: BBHA9120D_1167_1-18GHz	Polarity: Horizontal
EUT: ACCESS POINT	Power: AC 120V/60Hz
Test Mode: Transmit by 802.11be-EHT160 at 6985MHz	

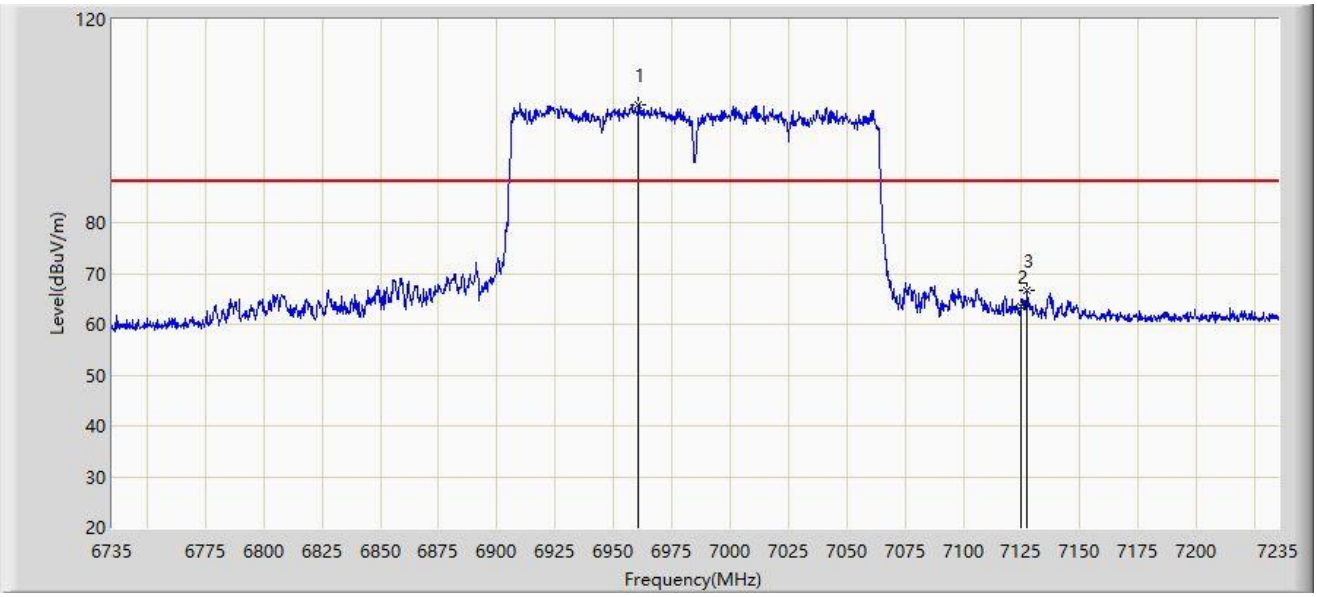

No	Mark	Frequency (MHz)	Measure Level (dBµV/m)	Reading Level (dBµV)	Margin (dB)	Limit (dBµV/m)	Factor (dB/m)	Type
1		6960.750	103.297	95.321	N/A	N/A	7.975	PK
2		7125.000	63.611	54.849	-24.589	88.200	8.762	PK
3	*	7127.500	66.621	57.855	-21.579	88.200	8.766	PK

Note 1: " * ", means this data is the worst emission level.

Note 2: Measure Level (dBµV/m) = Reading Level (dBµV) + Factor (dB/m).

Note 3: Factor (dB/m) = Cable Loss (dB) + Antenna Factor (dB/m) - Pre_Amplifier Gain (dB).

Site: WZ-AC1	Test Date: 2024-05-08
Limit: FCC_6G_RE(3m)	Engineer: Dick Shen
Probe: BBHA9120D_1167_1-18GHz	Polarity: Horizontal
EUT: ACCESS POINT	Power: AC 120V/60Hz
Test Mode: Transmit by 802.11be-EHT160 at 6985MHz	

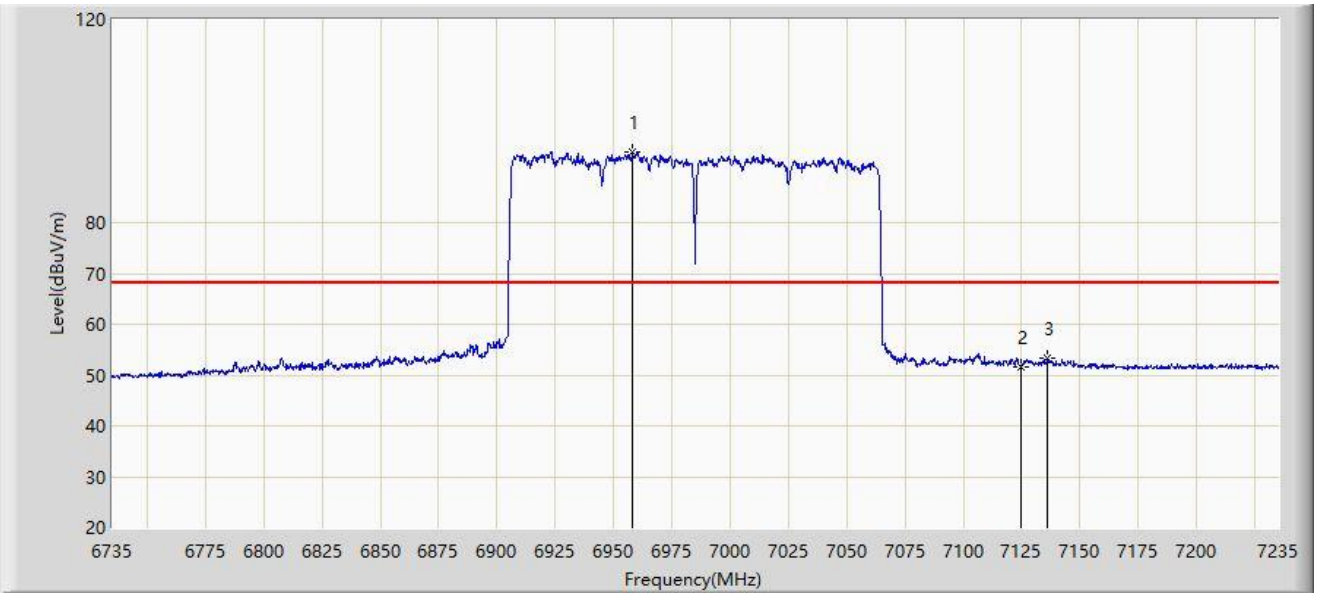

No	Mark	Frequency (MHz)	Measure Level (dBμV/m)	Reading Level (dBμV)	Margin (dB)	Limit (dBμV/m)	Factor (dB/m)	Type
1		6958.000	93.963	86.019	N/A	N/A	7.944	AV
2		7125.000	51.715	42.953	-16.485	68.200	8.762	AV
3	*	7136.250	53.430	44.554	-14.770	68.200	8.876	AV

Note 1: " * ", means this data is the worst emission level.

Note 2: Measure Level (dBμV/m) = Reading Level (dBμV) + Factor (dB/m).

Note 3: Factor (dB/m) = Cable Loss (dB) + Antenna Factor (dB/m) - Pre_Amplifier Gain (dB).

Site: WZ-AC1	Test Date: 2024-05-08
Limit: FCC_6G_RE(3m)	Engineer: Dick Shen
Probe: BBHA9120D_1167_1-18GHz	Polarity: Vertical
EUT: ACCESS POINT	Power: AC 120V/60Hz
Test Mode: Transmit by 802.11be-EHT160 at 6985MHz	

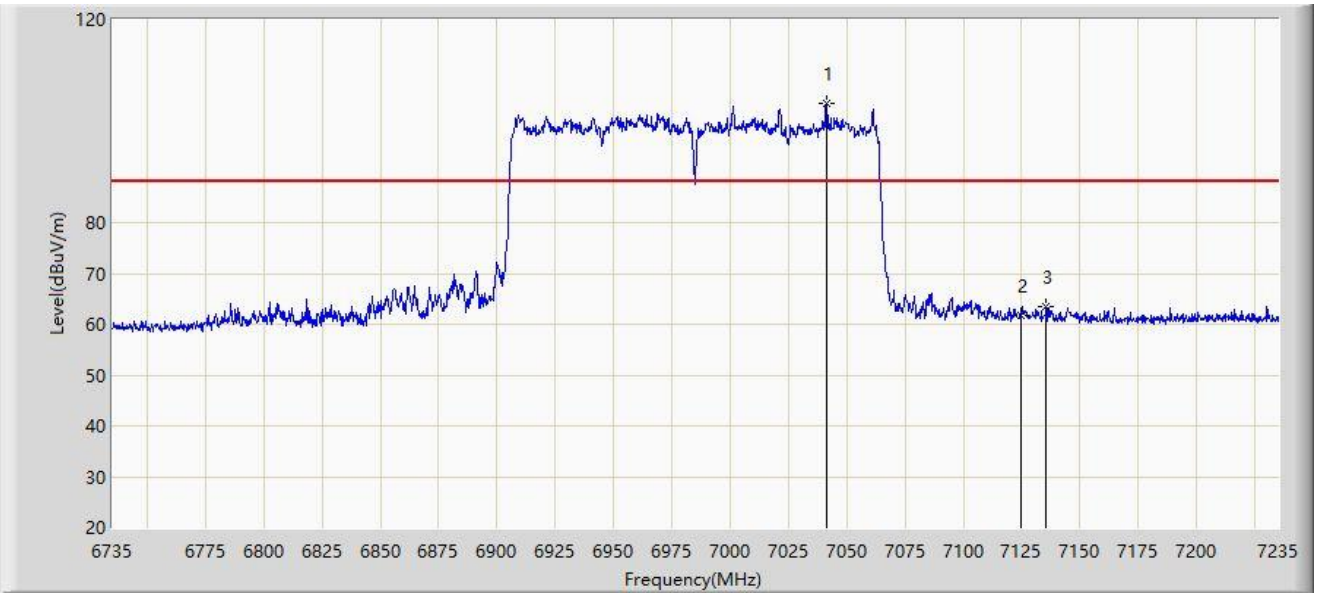

No	Mark	Frequency (MHz)	Measure Level (dBµV/m)	Reading Level (dBµV)	Margin (dB)	Limit (dBµV/m)	Factor (dB/m)	Type
1		7041.250	103.403	94.932	N/A	N/A	8.471	PK
2		7125.000	61.844	53.082	-26.356	88.200	8.762	PK
3	*	7135.500	63.422	54.556	-24.778	88.200	8.867	PK

Note 1: " * ", means this data is the worst emission level.

Note 2: Measure Level (dBµV/m) = Reading Level (dBµV) + Factor (dB/m).

Note 3: Factor (dB/m) = Cable Loss (dB) + Antenna Factor (dB/m) - Pre_Amplifier Gain (dB).

Site: WZ-AC1	Test Date: 2024-05-08
Limit: FCC_6G_RE(3m)	Engineer: Dick Shen
Probe: BBHA9120D_1167_1-18GHz	Polarity: Vertical
EUT: ACCESS POINT	Power: AC 120V/60Hz
Test Mode: Transmit by 802.11be-EHT160 at 6985MHz	

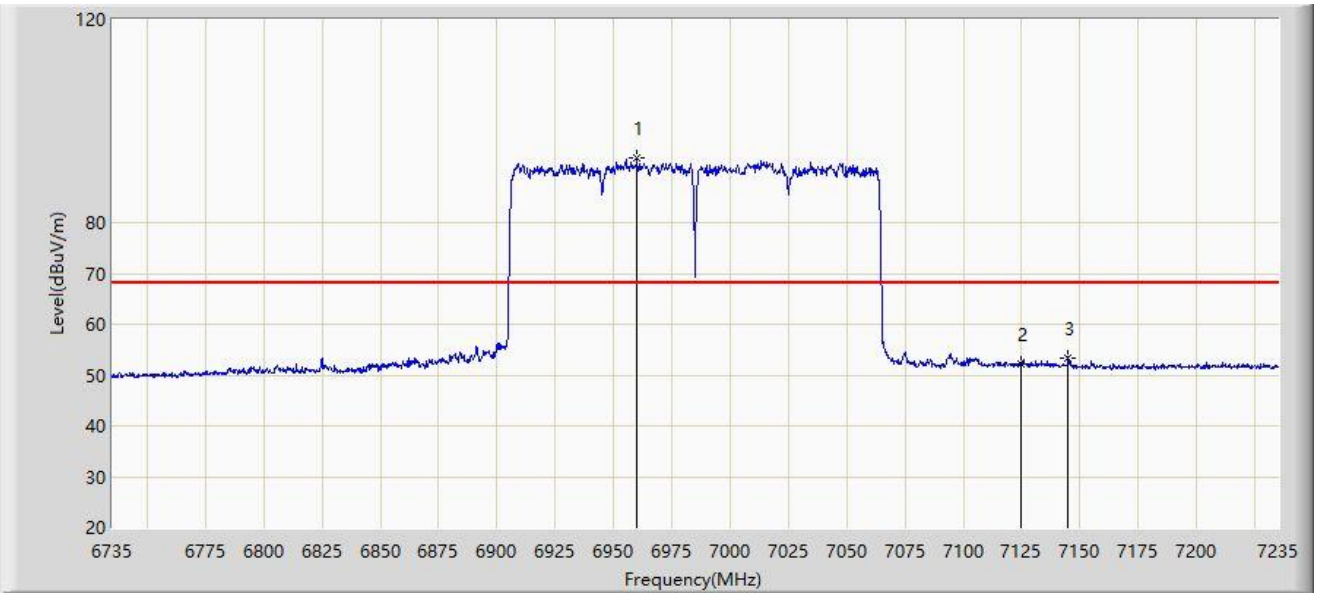

No	Mark	Frequency (MHz)	Measure Level (dBμV/m)	Reading Level (dBμV)	Margin (dB)	Limit (dBμV/m)	Factor (dB/m)	Type
1		6960.000	92.736	84.769	N/A	N/A	7.967	AV
2		7125.000	52.214	43.452	-15.986	68.200	8.762	AV
3	*	7144.750	53.403	44.634	-14.797	68.200	8.769	AV

Note 1: " * ", means this data is the worst emission level.

Note 2: Measure Level (dBμV/m) = Reading Level (dBμV) + Factor (dB/m).

Note 3: Factor (dB/m) = Cable Loss (dB) + Antenna Factor (dB/m) - Pre_Amplifier Gain (dB).

Site: WZ-AC1	Test Date: 2024-06-29
Limit: FCC_6G_RE(3m)	Engineer: Frank Xue
Probe: BBHA9120D_1167_1-18GHz	Polarity: Horizontal
EUT: ACCESS POINT	Power: AC 120V/60Hz
Test Mode: Transmit by 802.11be-EHT320 at 6105MHz	

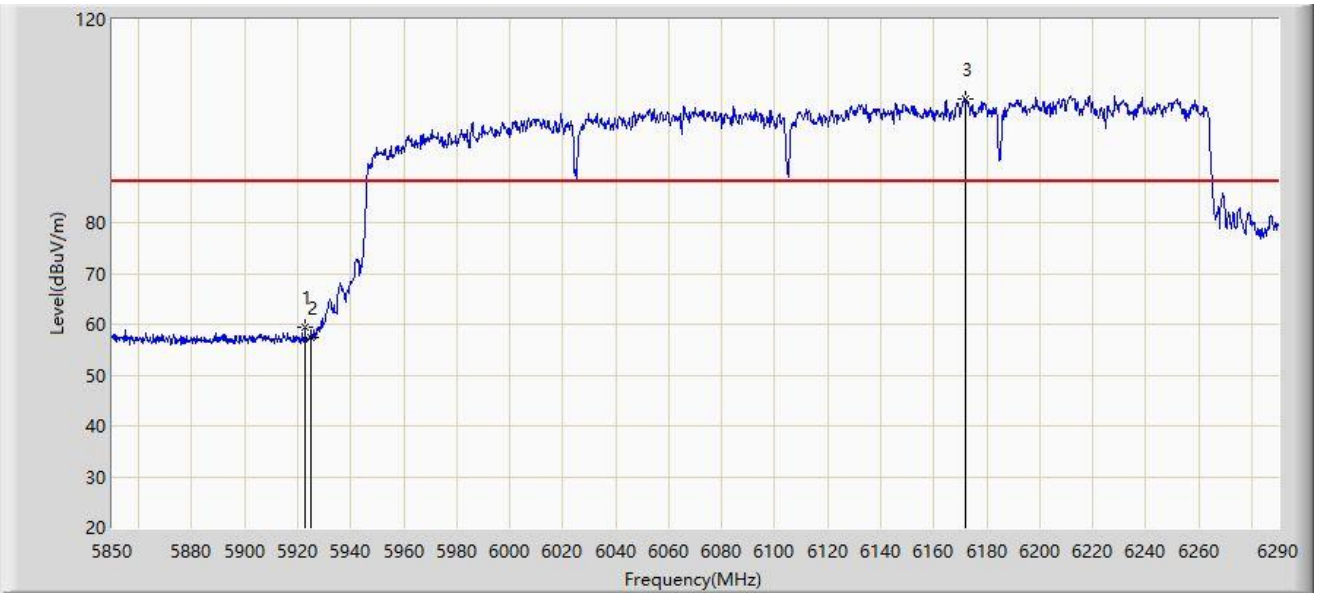

No	Mark	Frequency (MHz)	Measure Level (dBµV/m)	Reading Level (dBµV)	Margin (dB)	Limit (dBµV/m)	Factor (dB/m)	Type
1	*	5922.820	59.368	53.817	-28.832	88.200	5.551	PK
2		5925.000	57.355	51.802	-30.845	88.200	5.554	PK
3		6171.860	104.364	98.287	N/A	N/A	6.077	PK

Note 1: " * ", means this data is the worst emission level.

Note 2: Measure Level (dBµV/m) = Reading Level (dBµV) + Factor (dB/m).

Note 3: Factor (dB/m) = Cable Loss (dB) + Antenna Factor (dB/m) - Pre_Amplifier Gain (dB).

Site: WZ-AC1	Test Date: 2024-06-29
Limit: FCC_6G_RE(3m)	Engineer: Frank Xue
Probe: BBHA9120D_1167_1-18GHz	Polarity: Horizontal
EUT: ACCESS POINT	Power: AC 120V/60Hz
Test Mode: Transmit by 802.11be-EHT320 at 6105MHz	

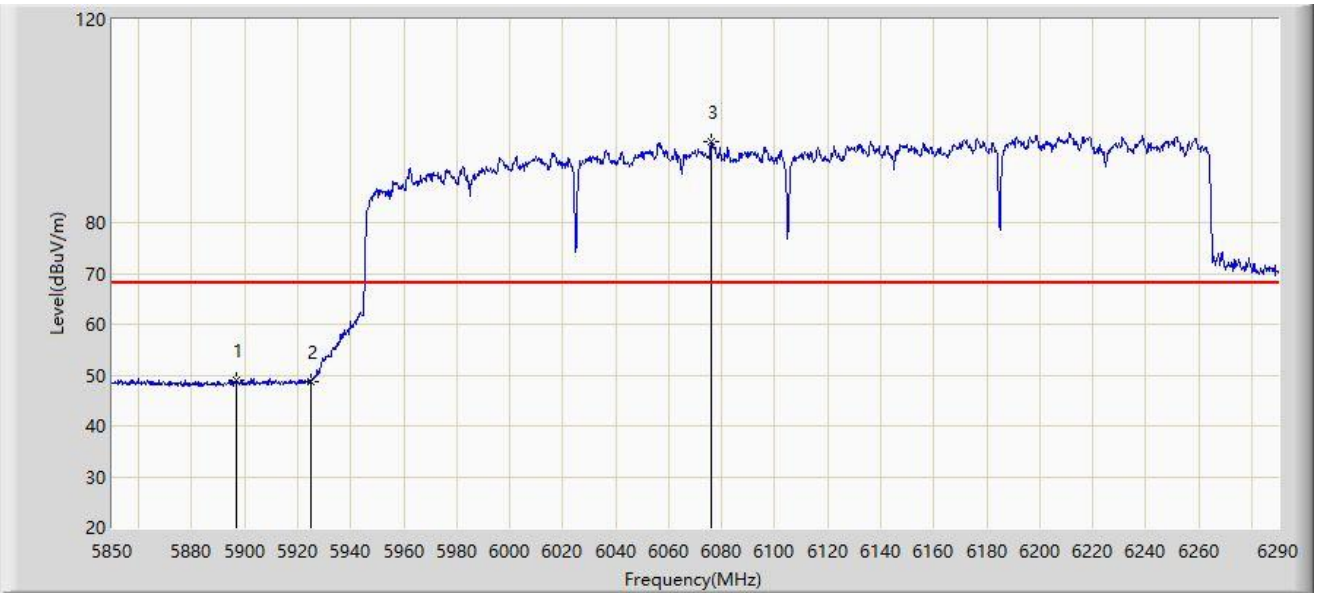

No	Mark	Frequency (MHz)	Measure Level (dBμV/m)	Reading Level (dBμV)	Margin (dB)	Limit (dBμV/m)	Factor (dB/m)	Type
1	*	5896.860	49.064	43.716	-19.136	68.200	5.349	AV
2		5925.000	48.739	43.186	-19.461	68.200	5.554	AV
3		6076.160	95.799	90.236	N/A	N/A	5.563	AV

Note 1: " * ", means this data is the worst emission level.

Note 2: Measure Level (dBμV/m) = Reading Level (dBμV) + Factor (dB/m).

Note 3: Factor (dB/m) = Cable Loss (dB) + Antenna Factor (dB/m) - Pre_Amplifier Gain (dB).

Site: WZ-AC1	Test Date: 2024-06-29
Limit: FCC_6G_RE(3m)	Engineer: Frank Xue
Probe: BBHA9120D_1167_1-18GHz	Polarity: Vertical
EUT: ACCESS POINT	Power: AC 120V/60Hz
Test Mode: Transmit by 802.11be-EHT320 at 6105MHz	

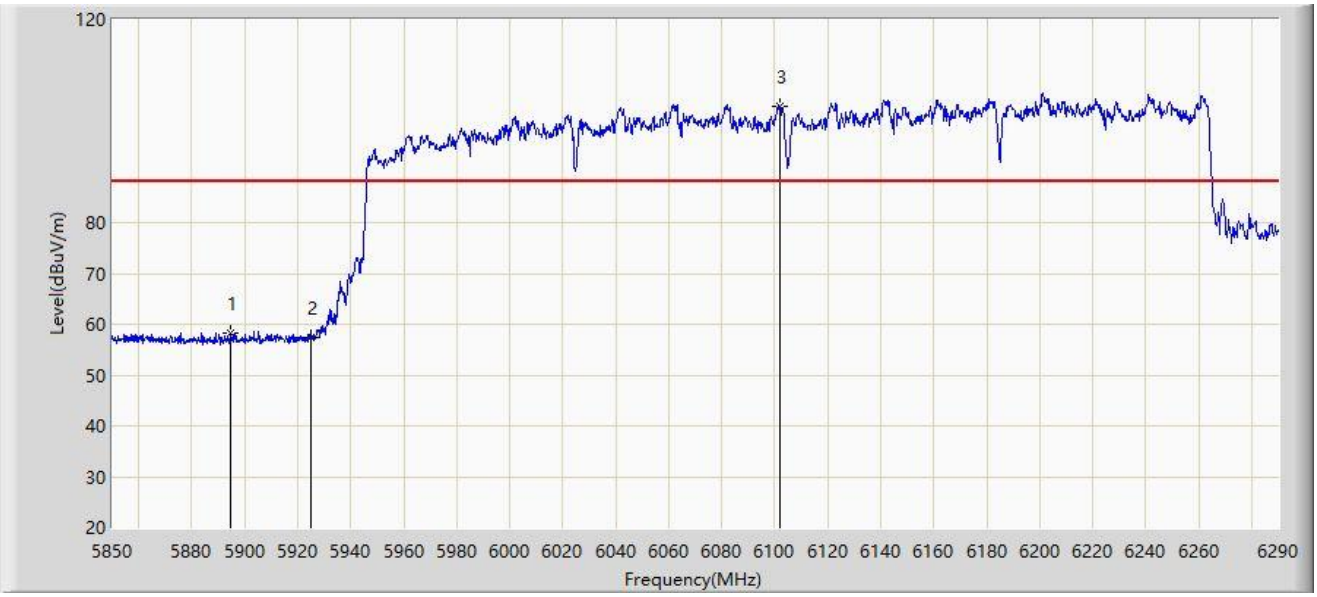

No	Mark	Frequency (MHz)	Measure Level (dBμV/m)	Reading Level (dBμV)	Margin (dB)	Limit (dBμV/m)	Factor (dB/m)	Type
1	*	5894.440	58.377	53.037	-29.823	88.200	5.340	PK
2		5925.000	57.484	51.931	-30.716	88.200	5.554	PK
3		6101.900	102.862	97.233	N/A	N/A	5.629	PK

Note 1: " * ", means this data is the worst emission level.

Note 2: Measure Level (dBμV/m) = Reading Level (dBμV) + Factor (dB/m).

Note 3: Factor (dB/m) = Cable Loss (dB) + Antenna Factor (dB/m) - Pre_Amplifier Gain (dB).

Site: WZ-AC1	Test Date: 2024-06-29
Limit: FCC_6G_RE(3m)	Engineer: Frank Xue
Probe: BBHA9120D_1167_1-18GHz	Polarity: Vertical
EUT: ACCESS POINT	Power: AC 120V/60Hz
Test Mode: Transmit by 802.11be-EHT320 at 6105MHz	

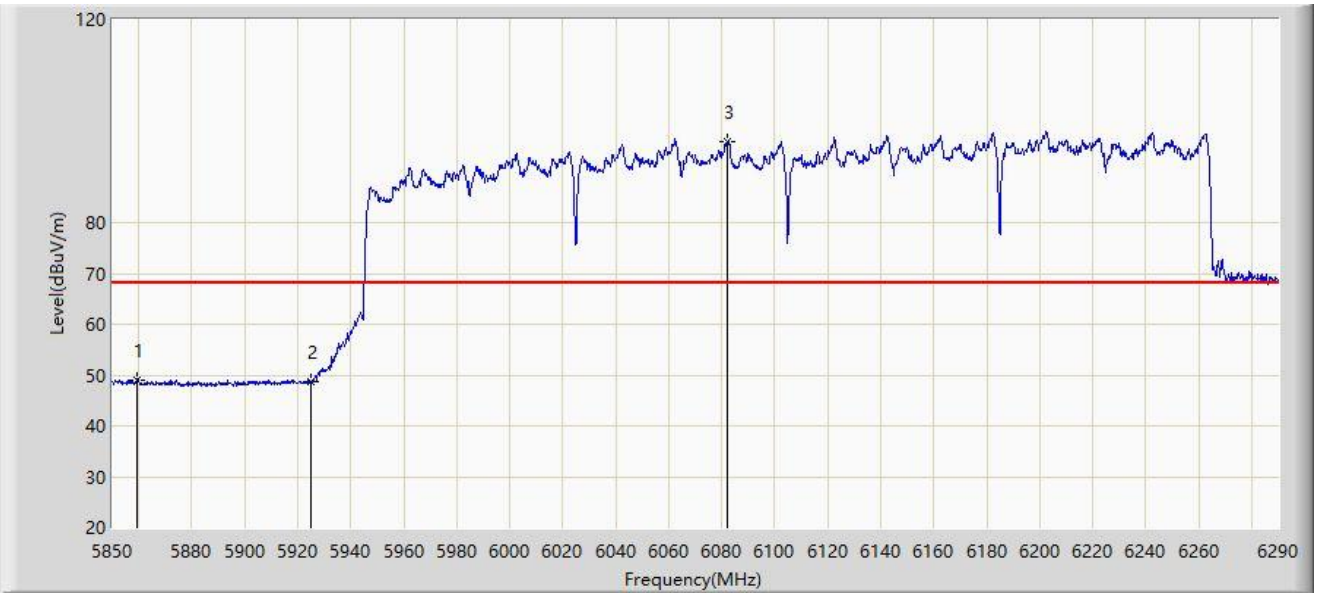

No	Mark	Frequency (MHz)	Measure Level (dBμV/m)	Reading Level (dBμV)	Margin (dB)	Limit (dBμV/m)	Factor (dB/m)	Type
1	*	5859.240	49.054	43.470	-19.146	68.200	5.583	AV
2		5925.000	48.736	43.183	-19.464	68.200	5.554	AV
3		6082.320	96.043	90.422	N/A	N/A	5.620	AV

Note 1: " * ", means this data is the worst emission level.

Note 2: Measure Level (dBμV/m) = Reading Level (dBμV) + Factor (dB/m).

Note 3: Factor (dB/m) = Cable Loss (dB) + Antenna Factor (dB/m) - Pre_Amplifier Gain (dB).

Site: WZ-AC1	Test Date: 2024-05-08
Limit: FCC_6G_RE(3m)	Engineer: Dick Shen
Probe: BBHA9120D_1167_1-18GHz	Polarity: Horizontal
EUT: ACCESS POINT	Power: AC 120V/60Hz
Test Mode: Transmit by 802.11be-EHT320 at 6905MHz	

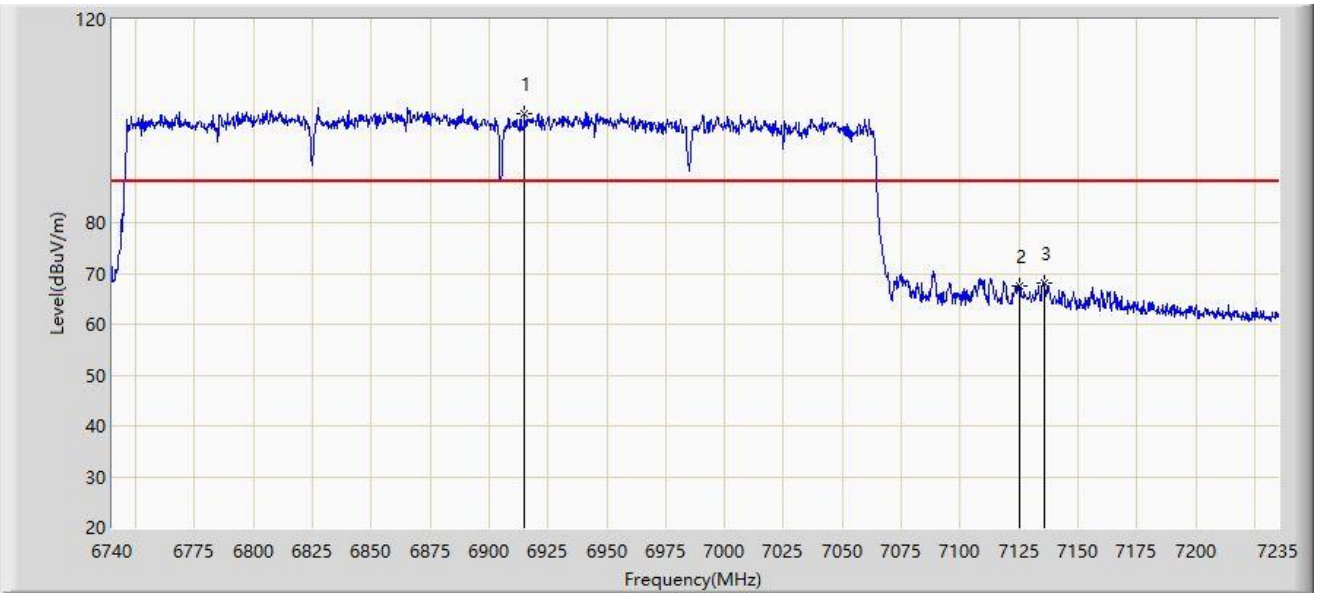

No	Mark	Frequency (MHz)	Measure Level (dBµV/m)	Reading Level (dBµV)	Margin (dB)	Limit (dBµV/m)	Factor (dB/m)	Type
1		6915.230	101.563	94.024	N/A	N/A	7.539	PK
2		7125.000	67.403	58.641	-20.797	88.200	8.762	PK
3	*	7135.505	68.080	59.214	-20.120	88.200	8.867	PK

Note 1: " * ", means this data is the worst emission level.

Note 2: Measure Level (dBµV/m) = Reading Level (dBµV) + Factor (dB/m).

Note 3: Factor (dB/m) = Cable Loss (dB) + Antenna Factor (dB/m) - Pre_Amplifier Gain (dB).

Site: WZ-AC1	Test Date: 2024-05-08
Limit: FCC_6G_RE(3m)	Engineer: Dick Shen
Probe: BBHA9120D_1167_1-18GHz	Polarity: Horizontal
EUT: ACCESS POINT	Power: AC 120V/60Hz
Test Mode: Transmit by 802.11be-EHT320 at 6905MHz	

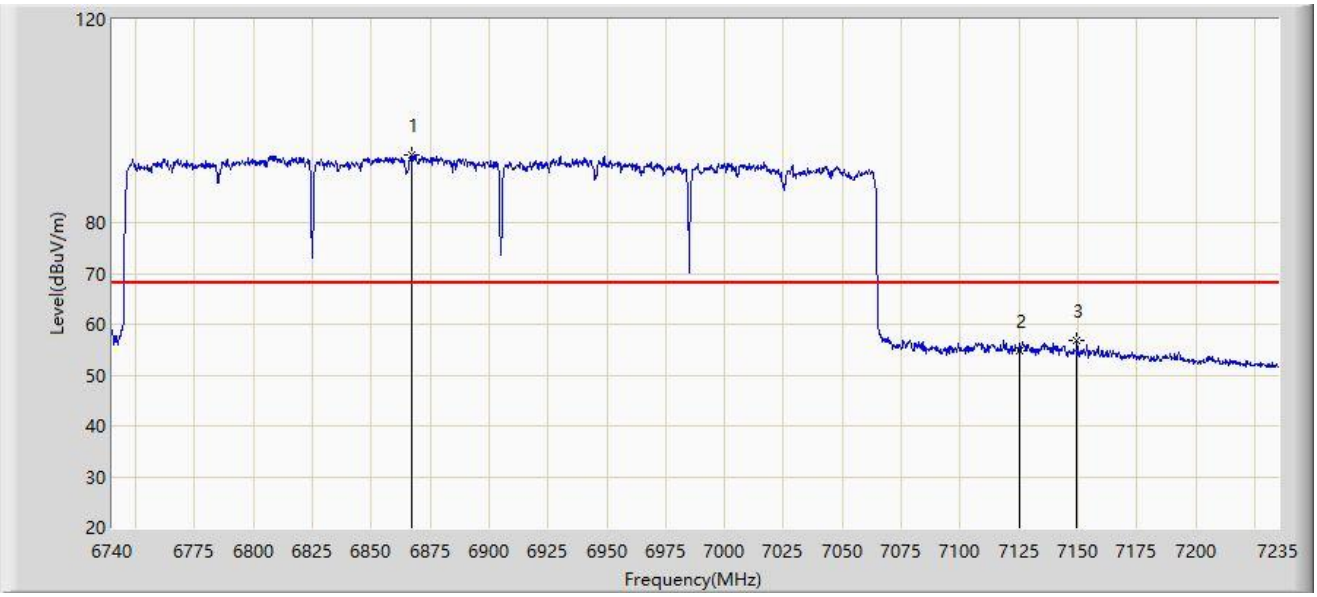

No	Mark	Frequency (MHz)	Measure Level (dBµV/m)	Reading Level (dBµV)	Margin (dB)	Limit (dBµV/m)	Factor (dB/m)	Type
1		6866.967	93.244	85.695	N/A	N/A	7.550	AV
2		7125.000	54.921	46.159	-13.279	68.200	8.762	AV
3	*	7149.365	56.943	48.254	-11.257	68.200	8.688	AV

Note 1: " * ", means this data is the worst emission level.

Note 2: Measure Level (dBµV/m) = Reading Level (dBµV) + Factor (dB/m).

Note 3: Factor (dB/m) = Cable Loss (dB) + Antenna Factor (dB/m) - Pre_Amplifier Gain (dB).

Site: WZ-AC1	Test Date: 2024-05-08
Limit: FCC_6G_RE(3m)	Engineer: Dick Shen
Probe: BBHA9120D_1167_1-18GHz	Polarity: Vertical
EUT: ACCESS POINT	Power: AC 120V/60Hz
Test Mode: Transmit by 802.11be-EHT320 at 6905MHz	

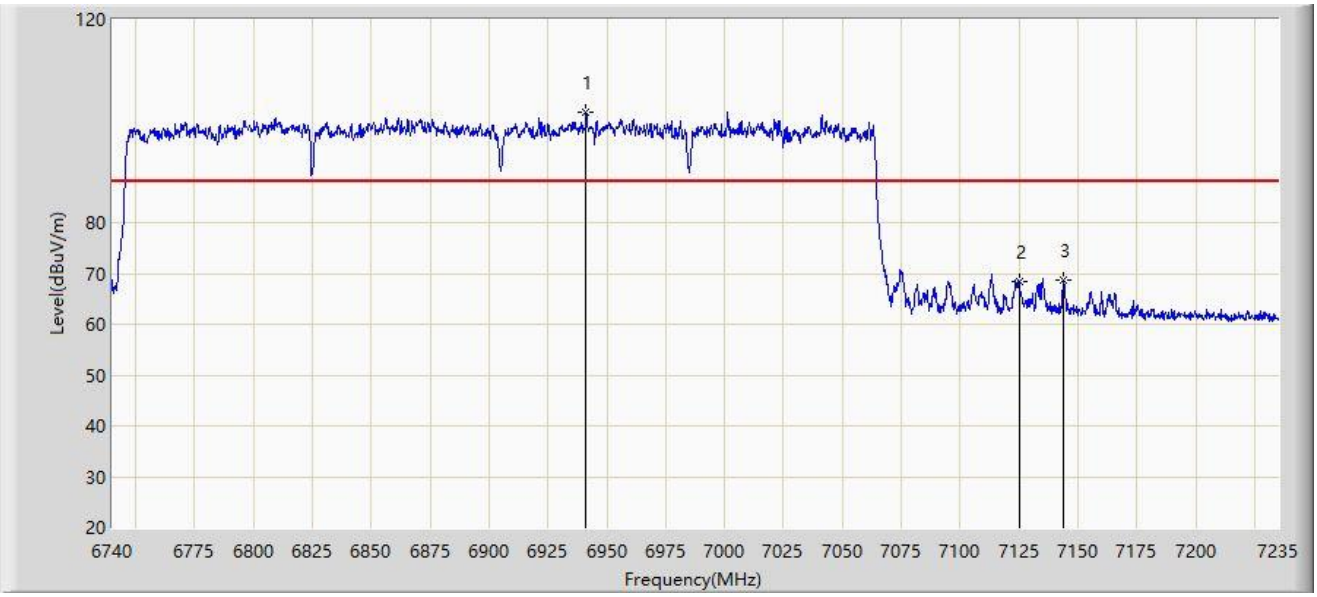

No	Mark	Frequency (MHz)	Measure Level (dBμV/m)	Reading Level (dBμV)	Margin (dB)	Limit (dBμV/m)	Factor (dB/m)	Type
1		6941.217	101.668	93.921	N/A	N/A	7.747	PK
2		7125.000	68.316	59.554	-19.884	88.200	8.762	PK
3	*	7143.920	68.805	60.024	-19.395	88.200	8.781	PK

Note 1: " * ", means this data is the worst emission level.

Note 2: Measure Level (dBμV/m) = Reading Level (dBμV) + Factor (dB/m).

Note 3: Factor (dB/m) = Cable Loss (dB) + Antenna Factor (dB/m) - Pre_Amplifier Gain (dB).

Site: WZ-AC1	Test Date: 2024-05-08
Limit: FCC_6G_RE(3m)	Engineer: Dick Shen
Probe: BBHA9120D_1167_1-18GHz	Polarity: Vertical
EUT: ACCESS POINT	Power: AC 120V/60Hz
Test Mode: Transmit by 802.11be-EHT320 at 6905MHz	

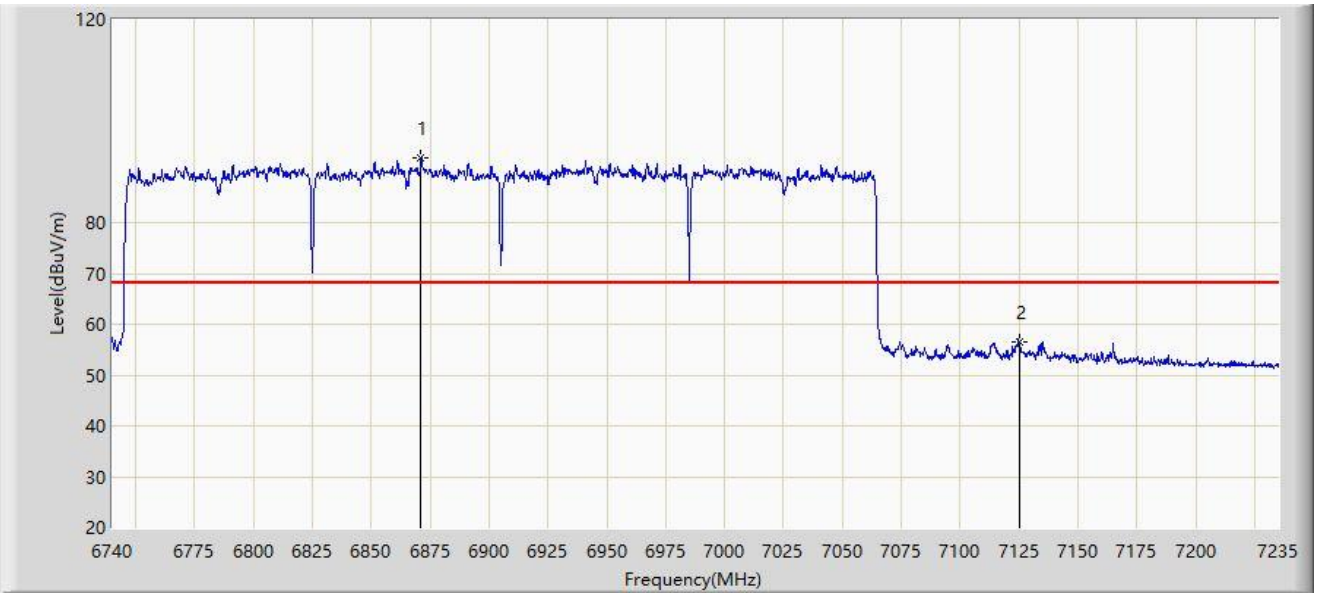

No	Mark	Frequency (MHz)	Measure Level (dBμV/m)	Reading Level (dBμV)	Margin (dB)	Limit (dBμV/m)	Factor (dB/m)	Type
1		6871.175	92.779	85.186	N/A	N/A	7.593	AV
2	*	7125.000	56.472	47.710	-11.728	68.200	8.762	AV

Note 1: " * ", means this data is the worst emission level.

Note 2: Measure Level (dBμV/m) = Reading Level (dBμV) + Factor (dB/m).

Note 3: Factor (dB/m) = Cable Loss (dB) + Antenna Factor (dB/m) - Pre_Amplifier Gain (dB).

A.10 AC Conducted Emissions Test Result

Site: WZ-SR2	Test Date: 2024-04-18
Temperature: 21.7°C	Humidity: 55.7%
Limit: FCC_Part15.207_CE_AC Power	Engineer: Linda Wei
Probe: ENV216_101683_Filter Off_C	Polarity: Line
EUT: ACCESS POINT	Power: AC 120V/60Hz
Test Mode: Transmit by 802.11ax at 5955MHz	

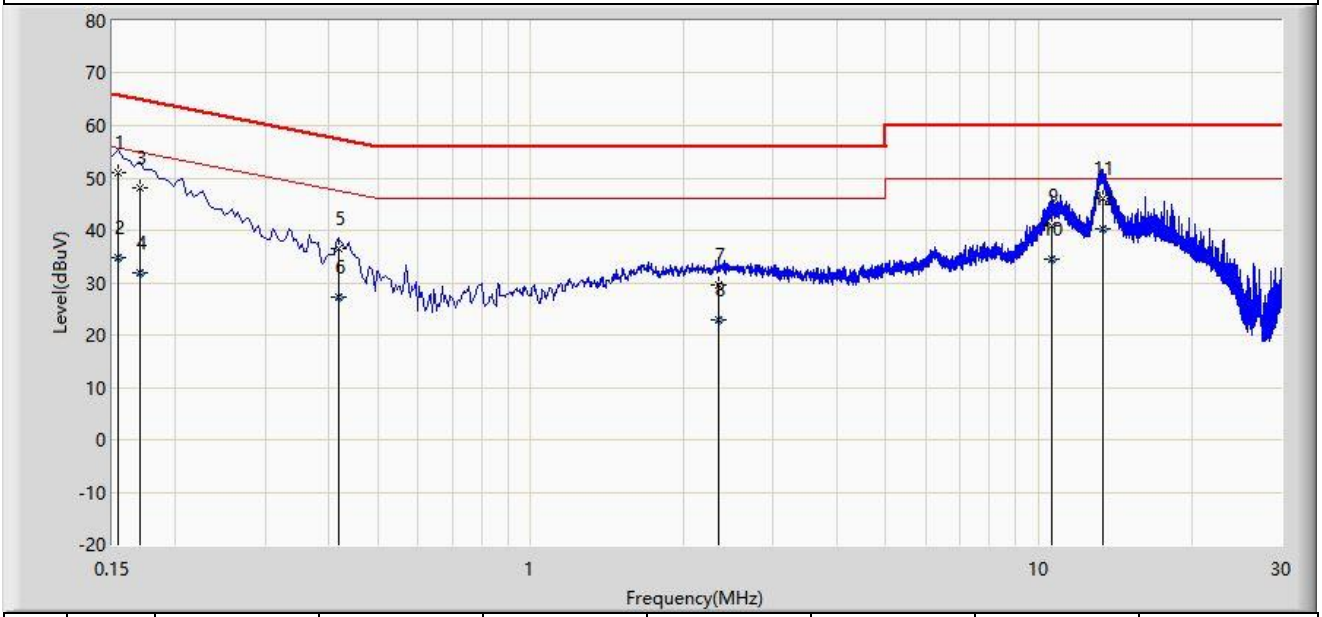

No	Mark	Frequency (MHz)	Measure Level (dBμV)	Reading Level (dBμV)	Margin (dB)	Limit (dBμV)	Factor (dB)	Type
1		0.154	51.013	41.298	-14.768	65.781	9.716	QP
2		0.154	34.687	24.971	-21.095	55.781	9.716	AV
3		0.170	48.201	38.482	-16.760	64.960	9.719	QP
4		0.170	31.895	22.177	-23.065	54.960	9.719	AV
5		0.418	36.487	26.683	-21.001	57.488	9.804	QP
6		0.418	27.245	17.441	-20.243	47.488	9.804	AV
7		2.346	29.633	19.526	-26.367	56.000	10.107	QP
8		2.346	22.906	12.799	-23.094	46.000	10.107	AV
9		10.622	40.776	30.478	-19.224	60.000	10.298	QP
10		10.622	34.550	24.252	-15.450	50.000	10.298	AV
11		13.374	46.136	35.842	-13.864	60.000	10.293	QP
12	*	13.374	40.207	29.914	-9.793	50.000	10.293	AV

Note 1: " * ", means this data is the worst emission level.

Note 2: Measure Level (dBμV) = Reading Level (dBμV) + Factor (dB).

Note 3: Factor (dB) = Cable Loss (dB) + LISN Factor (dB).

Site: WZ-SR2	Test Date: 2024-04-18
Temperature: 21.7°C	Humidity: 55.7%
Limit: FCC_Part15.207_CE_AC Power	Engineer: Linda Wei
Probe: ENV216_101683_Filter Off_C	Polarity: Neutral
EUT: ACCESS POINT	Power: AC 120V/60Hz
Test Mode: Transmit by 802.11ax at 5955MHz	

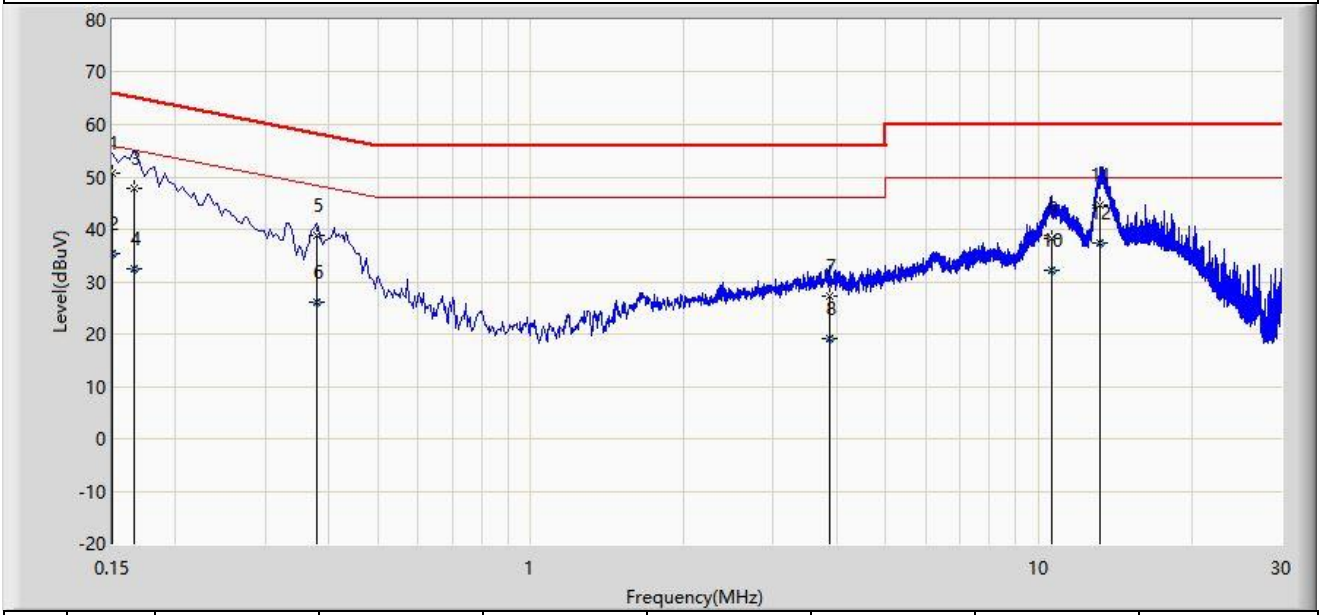

No	Mark	Frequency (MHz)	Measure Level (dBμV)	Reading Level (dBμV)	Margin (dB)	Limit (dBμV)	Factor (dB)	Type
1		0.150	50.847	41.143	-15.153	66.000	9.704	QP
2		0.150	35.438	25.734	-20.562	56.000	9.704	AV
3		0.166	47.745	38.037	-17.413	65.158	9.708	QP
4		0.166	32.380	22.672	-22.779	55.158	9.708	AV
5		0.378	38.787	29.011	-19.537	58.323	9.775	QP
6		0.378	26.197	16.421	-22.127	48.323	9.775	AV
7		3.870	27.143	17.008	-28.857	56.000	10.135	QP
8		3.870	19.072	8.938	-26.928	46.000	10.135	AV
9		10.582	38.398	28.109	-21.602	60.000	10.289	QP
10		10.582	32.240	21.951	-17.760	50.000	10.289	AV
11		13.198	44.533	34.249	-15.467	60.000	10.284	QP
12	*	13.198	37.311	27.027	-12.689	50.000	10.284	AV

Note 1: " * ", means this data is the worst emission level.

Note 2: Measure Level (dBμV) = Reading Level (dBμV) + Factor (dB).

Note 3: Factor (dB) = Cable Loss (dB) + LISN Factor (dB).

Appendix B – Test Setup Photograph

Refer to “2403RSU068-UT” file.

Appendix C – EUT Photograph

Refer to “2403RSU068-UE” file.

The End