Site: WZ-AC1	Time: 2024/06/22
Limit: FCC_2.4G_RE(3m)	Engineer: Dick Shen
Probe: BBHA9120D_1167_1-18GHz	Polarity: Vertical
EUT: ACCESS POINT	Power: AC 120V/60Hz
Test Mode: Transmit at Ant 8 2478MHz Ant 7 2474MHz	

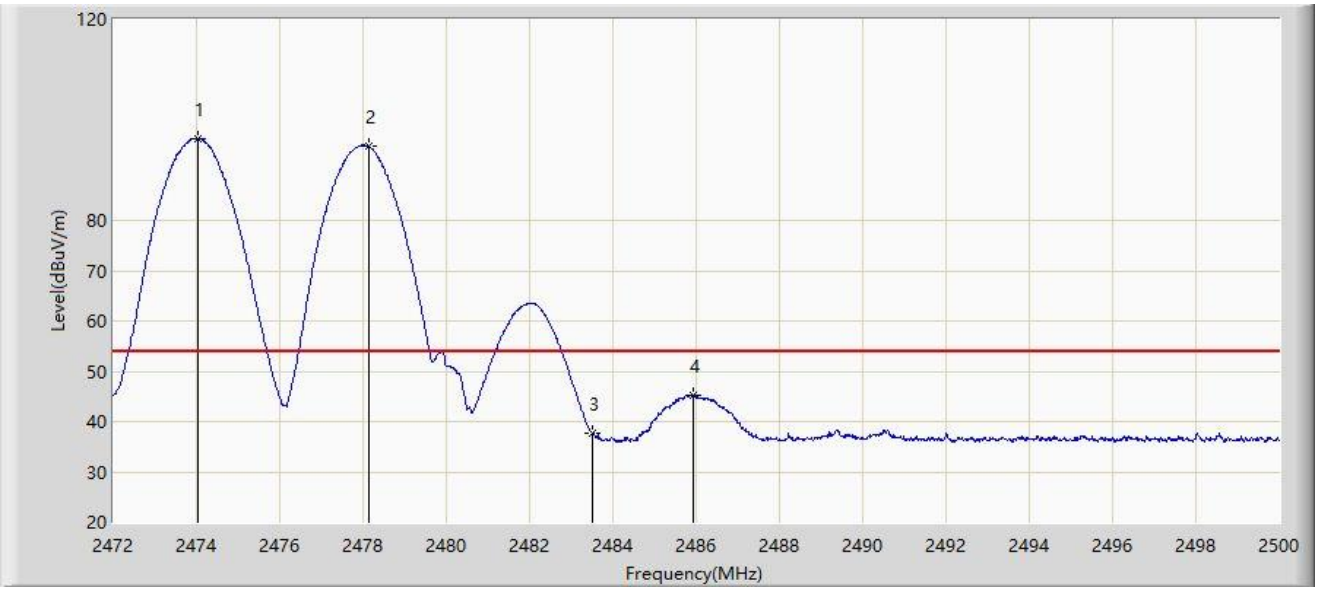

No	Mark	Frequency (MHz)	Measure Level (dBμV/m)	Reading Level (dBμV)	Margin (dB)	Limit (dBμV/m)	Factor (dB/m)	Type
1		2474.030	96.342	64.408	N/A	N/A	31.934	AV
2		2478.132	94.740	62.800	N/A	N/A	31.940	AV
3		2483.500	37.725	5.775	-16.275	54.000	31.950	AV
4	*	2485.916	45.358	13.403	-8.642	54.000	31.955	AV

Note 1: " * ", means this data is the worst emission level.

Note 2: Measure Level (dBμV/m) = Reading Level (dBμV) + Factor (dB/m).

Note 3: Factor (dB/m) = Cable Loss (dB) + Antenna Factor (dB/m).

Site: WZ-AC1	Time: 2024/06/22
Limit: FCC_2.4G_RE(3m)	Engineer: Dick Shen
Probe: BBHA9120D_1167_1-18GHz	Polarity: Horizontal
EUT: ACCESS POINT	Power: AC 120V/60Hz
Test Mode: Transmit at Ant 8 2478MHz Ant 7 2476MHz	

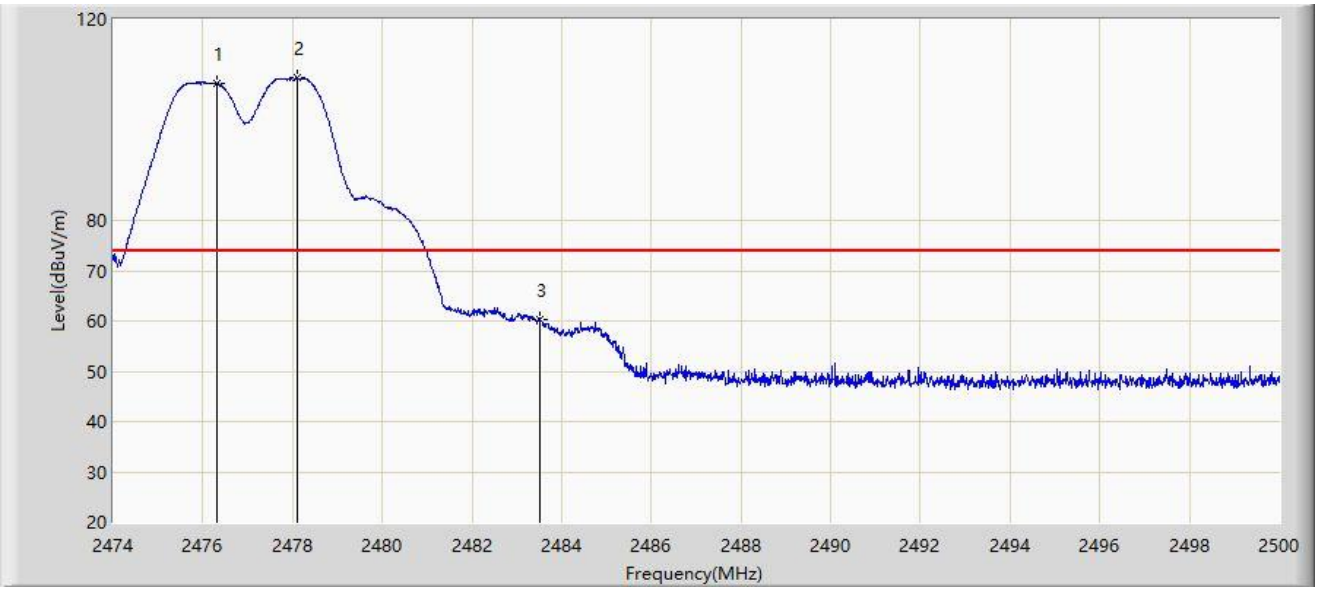

No	Mark	Frequency (MHz)	Measure Level (dBμV/m)	Reading Level (dBμV)	Margin (dB)	Limit (dBμV/m)	Factor (dB/m)	Type
1		2476.327	107.189	75.252	N/A	N/A	31.937	PK
2		2478.095	108.294	76.354	N/A	N/A	31.940	PK
3	*	2483.500	60.416	28.466	-13.584	74.000	31.950	PK

Note 1: " * ", means this data is the worst emission level.

Note 2: Measure Level (dBμV/m) = Reading Level (dBμV) + Factor (dB/m).

Note 3: Factor (dB/m) = Cable Loss (dB) + Antenna Factor (dB/m).

Site: WZ-AC1	Time: 2024/06/22
Limit: FCC_2.4G_RE(3m)	Engineer: Dick Shen
Probe: BBHA9120D_1167_1-18GHz	Polarity: Horizontal
EUT: ACCESS POINT	Power: AC 120V/60Hz
Test Mode: Transmit at Ant 8 2478MHz Ant 7 2476MHz	

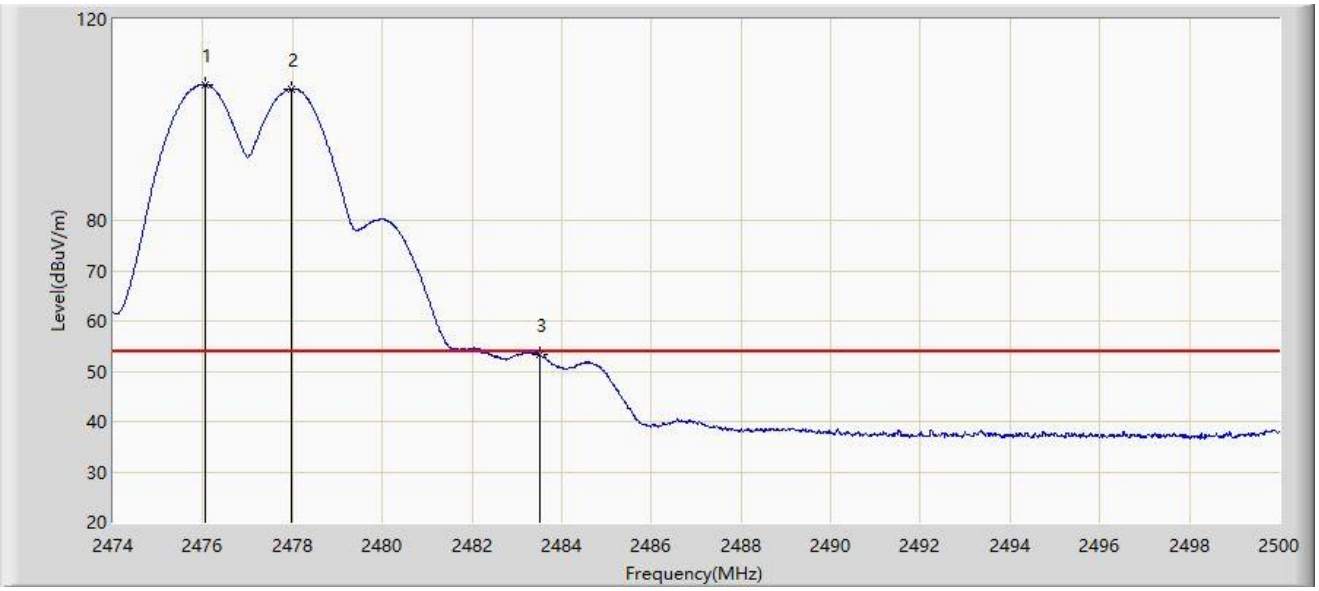

No	Mark	Frequency (MHz)	Measure Level (dBμV/m)	Reading Level (dBμV)	Margin (dB)	Limit (dBμV/m)	Factor (dB/m)	Type
1		2476.067	107.040	75.103	N/A	N/A	31.937	AV
2		2477.991	106.068	74.128	N/A	N/A	31.939	AV
3	*	2483.500	53.276	21.326	-0.724	54.000	31.950	AV

Note 1: " * ", means this data is the worst emission level.

Note 2: Measure Level (dBμV/m) = Reading Level (dBμV) + Factor (dB/m).

Note 3: Factor (dB/m) = Cable Loss (dB) + Antenna Factor (dB/m).

Site: WZ-AC1	Time: 2024/06/22
Limit: FCC_2.4G_RE(3m)	Engineer: Dick Shen
Probe: BBHA9120D_1167_1-18GHz	Polarity: Vertical
EUT: ACCESS POINT	Power: AC 120V/60Hz
Test Mode: Transmit at Ant 8 2478MHz Ant 7 2476MHz	

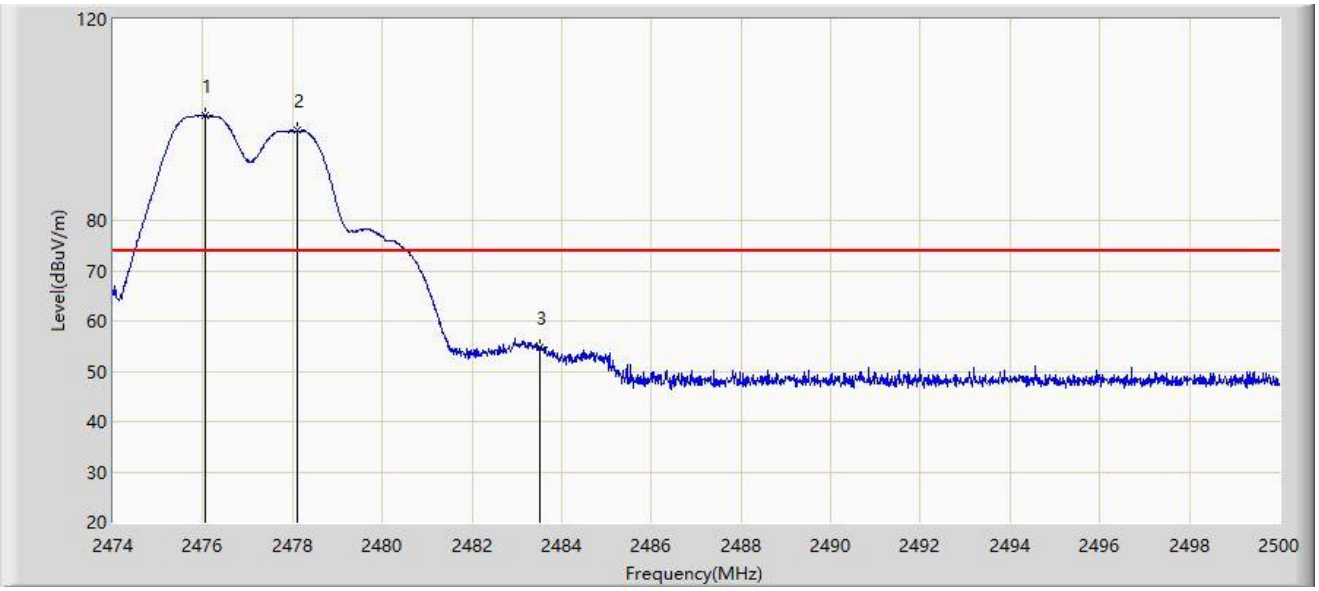

No	Mark	Frequency (MHz)	Measure Level (dBμV/m)	Reading Level (dBμV)	Margin (dB)	Limit (dBμV/m)	Factor (dB/m)	Type
1		2476.054	100.905	68.968	N/A	N/A	31.937	PK
2		2478.095	97.892	65.952	N/A	N/A	31.940	PK
3	*	2483.500	54.812	22.862	-19.188	74.000	31.950	PK

Note 1: " * ", means this data is the worst emission level.

Note 2: Measure Level (dBμV/m) = Reading Level (dBμV) + Factor (dB/m).

Note 3: Factor (dB/m) = Cable Loss (dB) + Antenna Factor (dB/m).

Site: WZ-AC1	Time: 2024/06/22
Limit: FCC_2.4G_RE(3m)	Engineer: Dick Shen
Probe: BBHA9120D_1167_1-18GHz	Polarity: Vertical
EUT: ACCESS POINT	Power: AC 120V/60Hz
Test Mode: Transmit at Ant 8 2478MHz Ant 7 2476MHz	

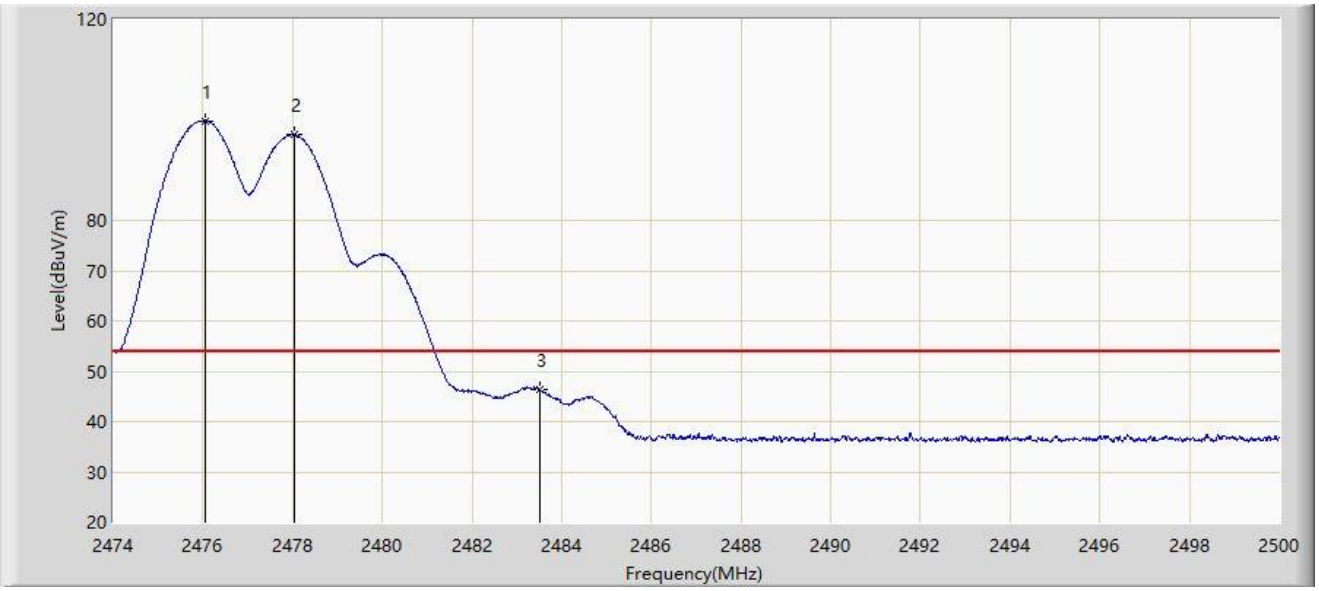

No	Mark	Frequency (MHz)	Measure Level (dBμV/m)	Reading Level (dBμV)	Margin (dB)	Limit (dBμV/m)	Factor (dB/m)	Type
1		2476.067	99.792	67.855	N/A	N/A	31.937	AV
2		2478.030	97.071	65.131	N/A	N/A	31.939	AV
3	*	2483.500	46.295	14.345	-7.705	54.000	31.950	AV

Note 1: " * ", means this data is the worst emission level.

Note 2: Measure Level (dBμV/m) = Reading Level (dBμV) + Factor (dB/m).

Note 3: Factor (dB/m) = Cable Loss (dB) + Antenna Factor (dB/m).

Site: WZ-AC1	Time: 2024/06/26
Limit: FCC_2.4G_RE(3m)	Engineer: Dick Shen
Probe: BBHA9120D_1167_1-18GHz	Polarity: Horizontal
EUT: ACCESS POINT	Power: AC 120V/60Hz
Test Mode: Transmit at Ant 8 2478MHz Ant 7 2480MHz	

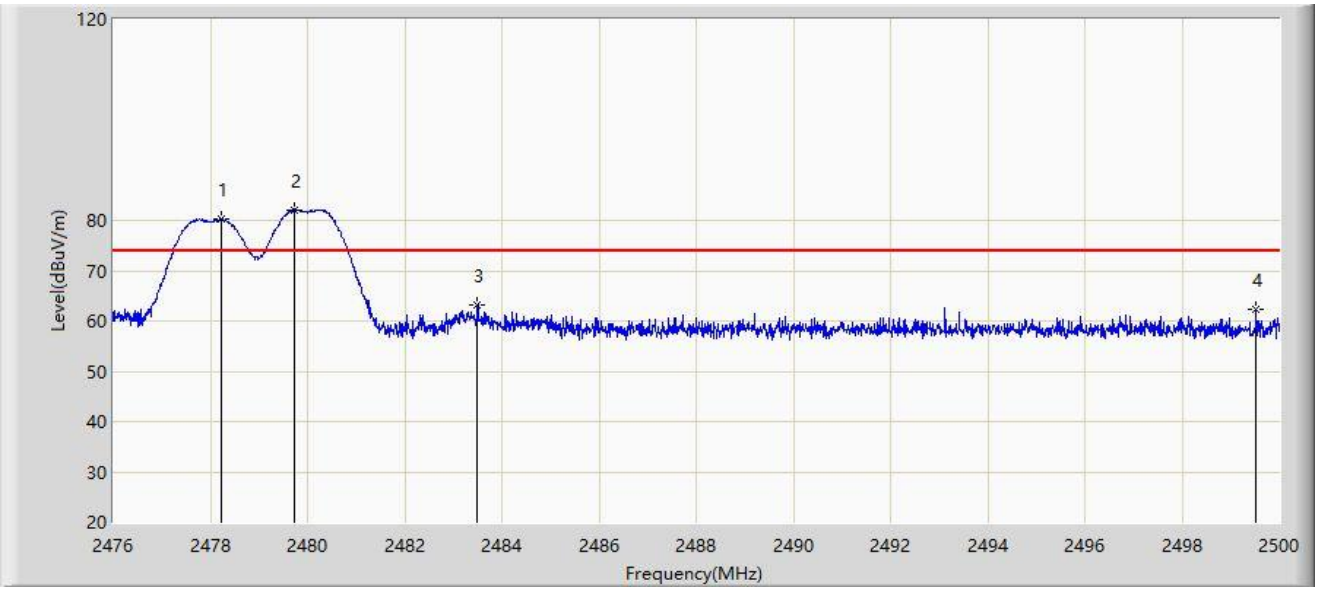

No	Mark	Frequency (MHz)	Measure Level (dBμV/m)	Reading Level (dBμV)	Margin (dB)	Limit (dBμV/m)	Factor (dB/m)	Type
1		2478.232	80.222	48.282	N/A	N/A	31.940	PK
2		2479.720	81.970	50.027	N/A	N/A	31.943	PK
3		2483.500	63.173	31.223	-10.827	74.000	31.950	PK
4	*	2499.520	62.456	30.497	-11.544	74.000	31.960	PK

Note 1: " * ", means this data is the worst emission level.

Note 2: Measure Level (dBμV/m) = Reading Level (dBμV) + Factor (dB/m).

Note 3: Factor (dB/m) = Cable Loss (dB) + Antenna Factor (dB/m).

Site: WZ-AC1	Time: 2024/06/26
Limit: FCC_2.4G_RE(3m)	Engineer: Dick Shen
Probe: BBHA9120D_1167_1-18GHz	Polarity: Horizontal
EUT: ACCESS POINT	Power: AC 120V/60Hz
Test Mode: Transmit at Ant 8 2478MHz Ant 7 2480MHz	

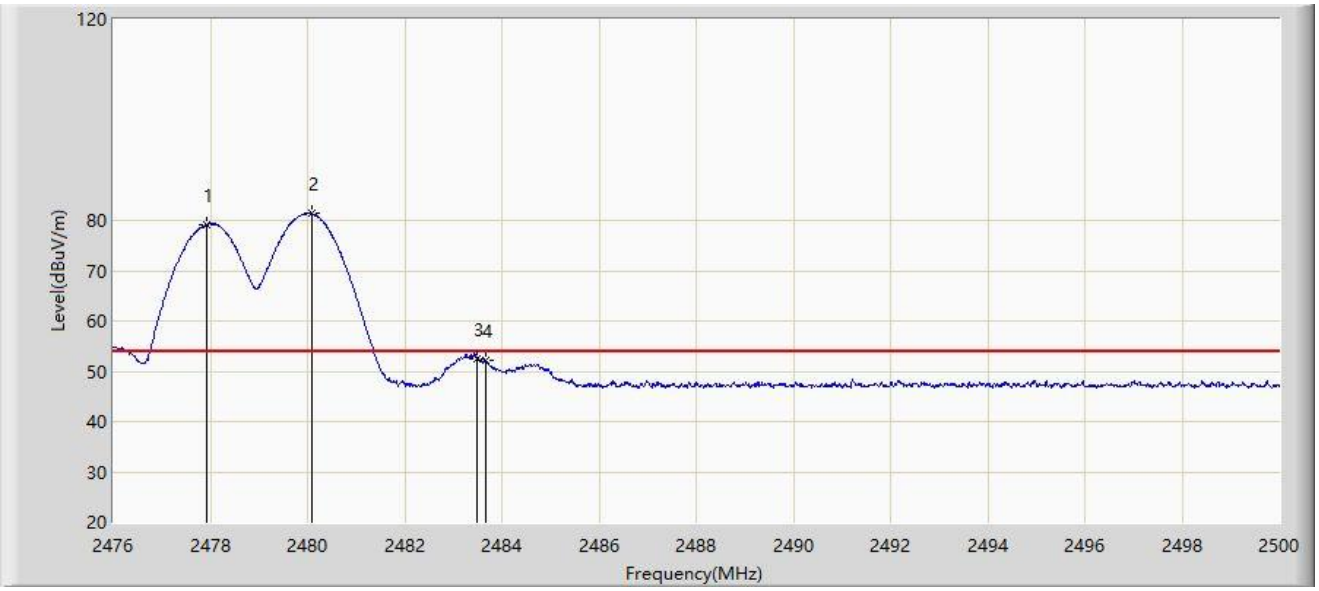

No	Mark	Frequency (MHz)	Measure Level (dBμV/m)	Reading Level (dBμV)	Margin (dB)	Limit (dBμV/m)	Factor (dB/m)	Type
1		2477.932	79.206	47.266	N/A	N/A	31.940	AV
2		2480.092	81.338	49.395	N/A	N/A	31.943	AV
3		2483.500	52.599	20.649	-1.401	54.000	31.950	AV
4	*	2483.656	52.190	20.240	-1.810	54.000	31.950	AV

Note 1: " * ", means this data is the worst emission level.

Note 2: Measure Level (dBμV/m) = Reading Level (dBμV) + Factor (dB/m).

Note 3: Factor (dB/m) = Cable Loss (dB) + Antenna Factor (dB/m).

Site: WZ-AC1	Time: 2024/06/26
Limit: FCC_2.4G_RE(3m)	Engineer: Dick Shen
Probe: BBHA9120D_1167_1-18GHz	Polarity: Vertical
EUT: ACCESS POINT	Power: AC 120V/60Hz
Test Mode: Transmit at Ant 8 2478MHz Ant 7 2480MHz	

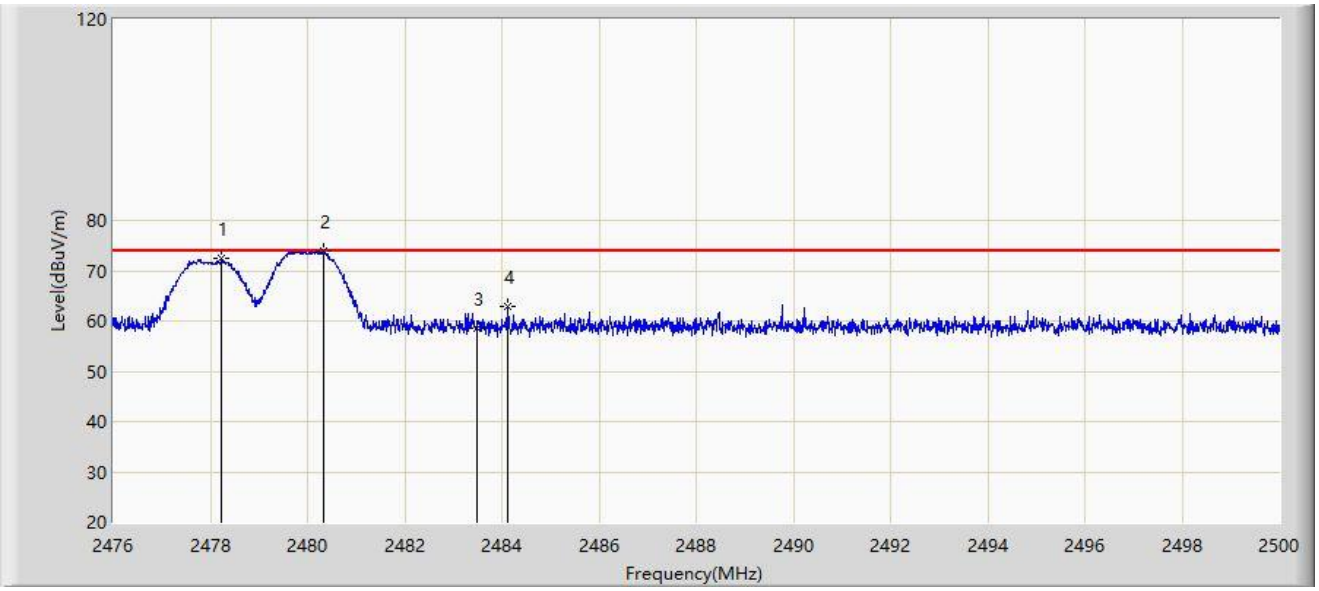

No	Mark	Frequency (MHz)	Measure Level (dBμV/m)	Reading Level (dBμV)	Margin (dB)	Limit (dBμV/m)	Factor (dB/m)	Type
1		2478.232	72.418	40.478	N/A	N/A	31.940	PK
2		2480.320	73.986	42.042	N/A	N/A	31.944	PK
3		2483.500	58.596	26.646	-15.404	74.000	31.950	PK
4	*	2484.124	62.811	30.860	-11.189	74.000	31.951	PK

Note 1: " * ", means this data is the worst emission level.

Note 2: Measure Level (dBμV/m) = Reading Level (dBμV) + Factor (dB/m).

Note 3: Factor (dB/m) = Cable Loss (dB) + Antenna Factor (dB/m).

Site: WZ-AC1	Time: 2024/06/26
Limit: FCC_2.4G_RE(3m)	Engineer: Dick Shen
Probe: BBHA9120D_1167_1-18GHz	Polarity: Vertical
EUT: ACCESS POINT	Power: AC 120V/60Hz
Test Mode: Transmit at Ant 8 2478MHz Ant 7 2480MHz	

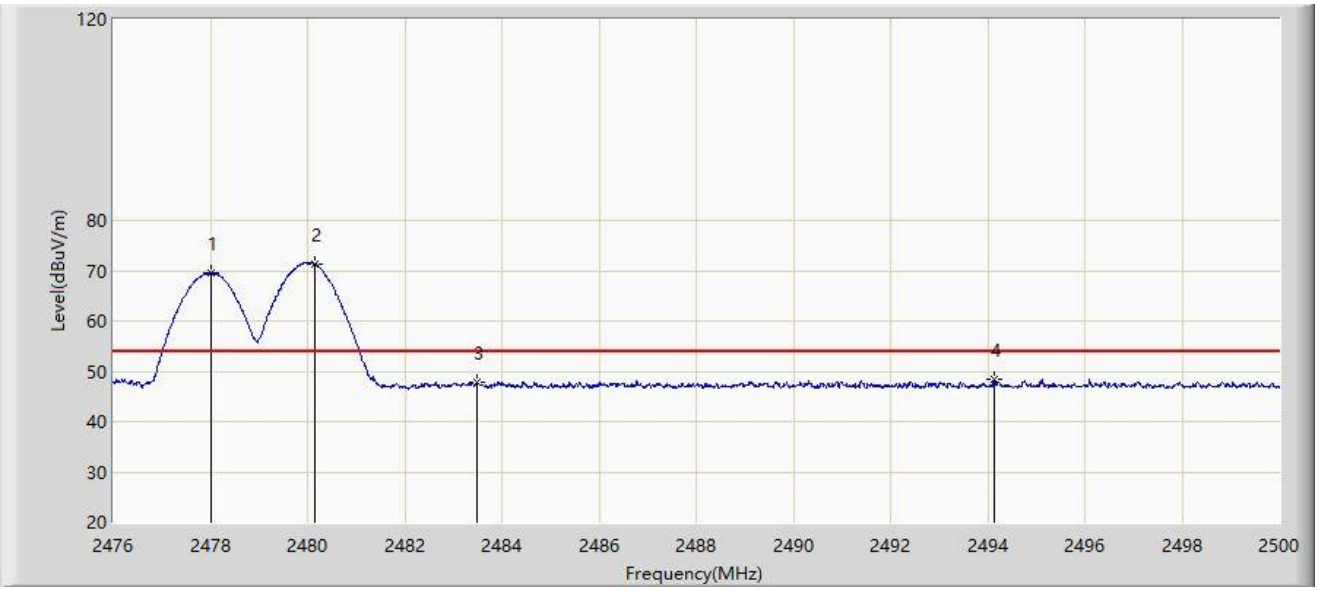

No	Mark	Frequency (MHz)	Measure Level (dBμV/m)	Reading Level (dBμV)	Margin (dB)	Limit (dBμV/m)	Factor (dB/m)	Type
1		2478.028	69.556	37.616	N/A	N/A	31.939	AV
2		2480.164	71.222	39.278	N/A	N/A	31.944	AV
3		2483.500	47.685	15.735	-6.315	54.000	31.950	AV
4	*	2494.132	48.320	16.356	-5.680	54.000	31.964	AV

Note 1: " * ", means this data is the worst emission level.

Note 2: Measure Level (dBμV/m) = Reading Level (dBμV) + Factor (dB/m).

Note 3: Factor (dB/m) = Cable Loss (dB) + Antenna Factor (dB/m).

Site: WZ-AC1	Time: 2024/06/22
Limit: FCC_2.4G_RE(3m)	Engineer: Dick Shen
Probe: BBHA9120D_1167_1-18GHz	Polarity: Horizontal
EUT: ACCESS POINT	Power: AC 120V/60Hz
Test Mode: Transmit at Ant 8 2480MHz Ant 7 2468MHz	

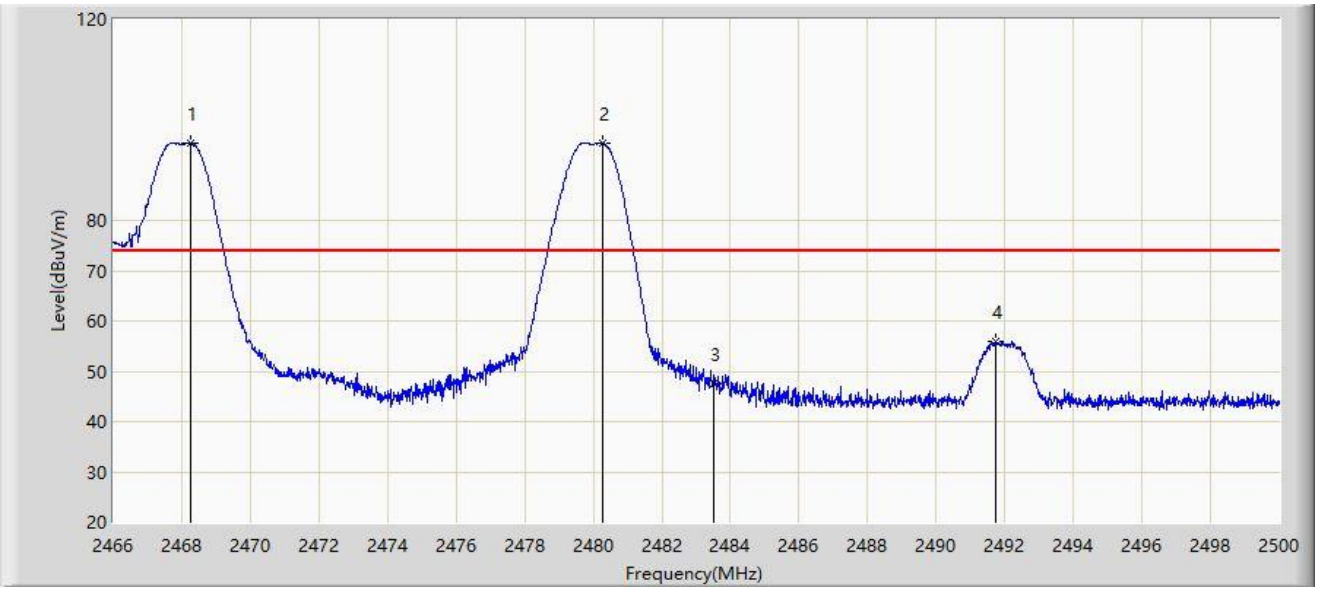

No	Mark	Frequency (MHz)	Measure Level (dBμV/m)	Reading Level (dBμV)	Margin (dB)	Limit (dBμV/m)	Factor (dB/m)	Type
1		2468.261	95.356	63.415	N/A	N/A	31.941	PK
2		2480.263	95.432	63.488	N/A	N/A	31.944	PK
3		2483.500	47.488	15.538	-26.512	74.000	31.950	PK
4	*	2491.755	55.920	23.954	-18.080	74.000	31.966	PK

Note 1: " * ", means this data is the worst emission level.

Note 2: Measure Level (dBμV/m) = Reading Level (dBμV) + Factor (dB/m).

Note 3: Factor (dB/m) = Cable Loss (dB) + Antenna Factor (dB/m).

Site: WZ-AC1	Time: 2024/06/22
Limit: FCC_2.4G_RE(3m)	Engineer: Dick Shen
Probe: BBHA9120D_1167_1-18GHz	Polarity: Horizontal
EUT: ACCESS POINT	Power: AC 120V/60Hz
Test Mode: Transmit at Ant 8 2480MHz Ant 7 2468MHz	

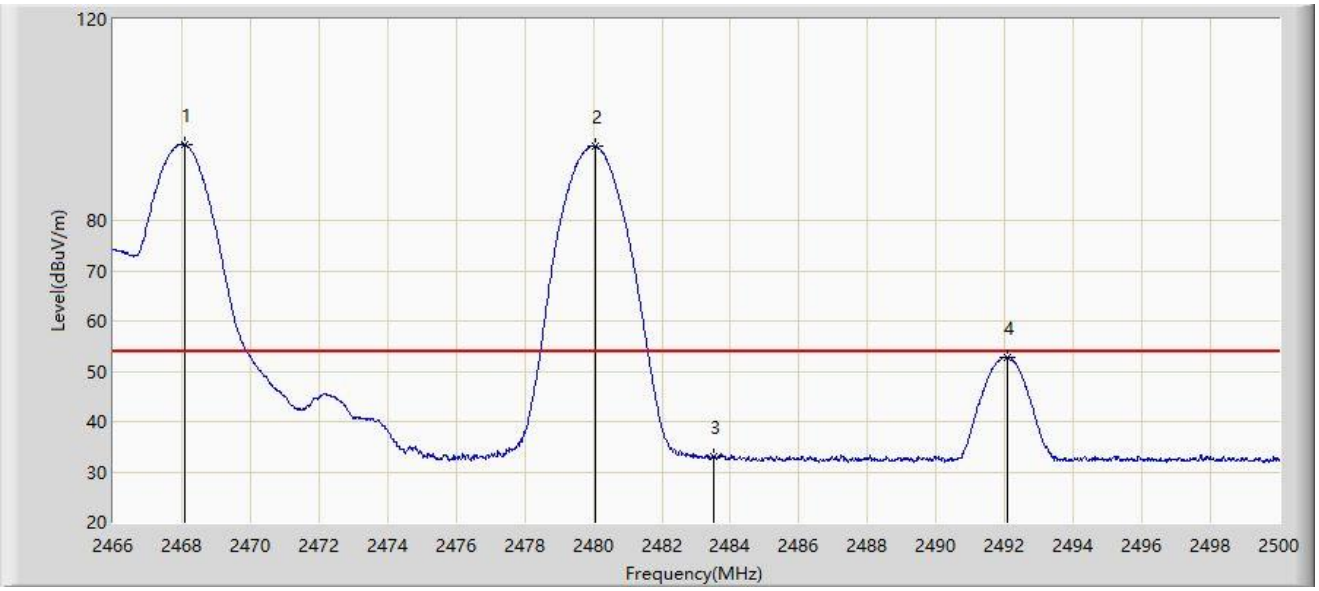

No	Mark	Frequency (MHz)	Measure Level (dBμV/m)	Reading Level (dBμV)	Margin (dB)	Limit (dBμV/m)	Factor (dB/m)	Type
1		2468.091	95.110	63.168	N/A	N/A	31.942	AV
2		2480.042	94.827	62.884	N/A	N/A	31.943	AV
3		2483.500	33.020	1.070	-20.980	54.000	31.950	AV
4	*	2492.078	52.871	20.905	-1.129	54.000	31.966	AV

Note 1: " * ", means this data is the worst emission level.

Note 2: Measure Level (dBμV/m) = Reading Level (dBμV) + Factor (dB/m).

Note 3: Factor (dB/m) = Cable Loss (dB) + Antenna Factor (dB/m).

Site: WZ-AC1	Time: 2024/06/22
Limit: FCC_2.4G_RE(3m)	Engineer: Dick Shen
Probe: BBHA9120D_1167_1-18GHz	Polarity: Vertical
EUT: ACCESS POINT	Power: AC 120V/60Hz
Test Mode: Transmit at Ant 8 2480MHz Ant 7 2468MHz	

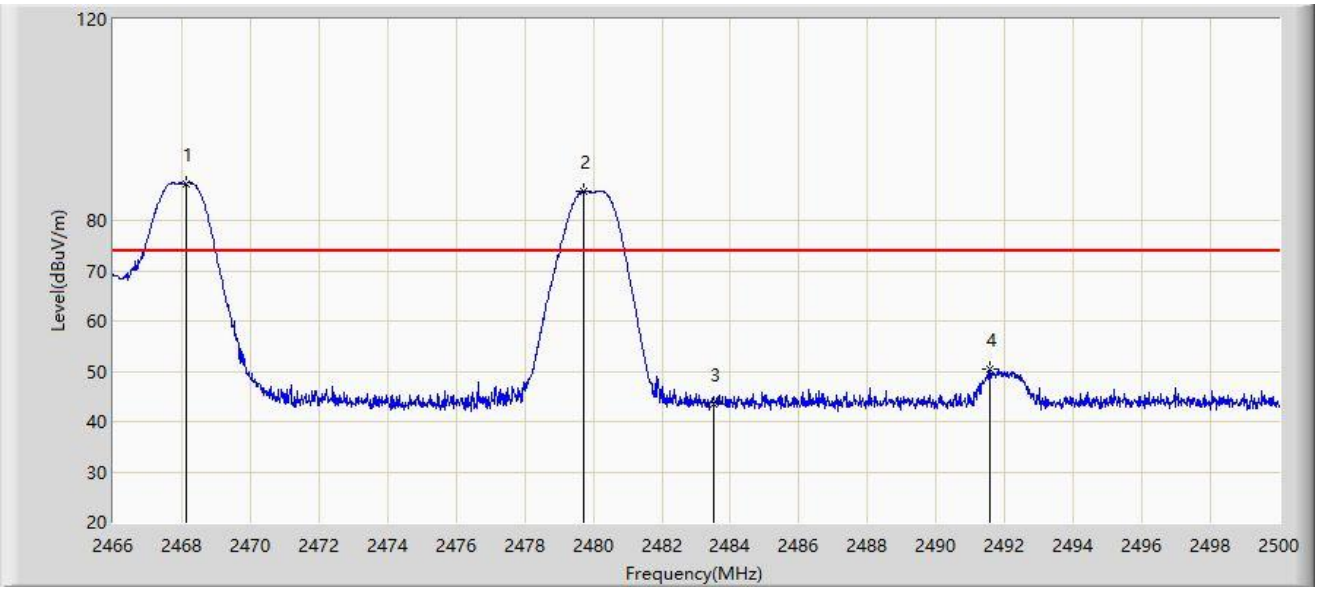

No	Mark	Frequency (MHz)	Measure Level (dBμV/m)	Reading Level (dBμV)	Margin (dB)	Limit (dBμV/m)	Factor (dB/m)	Type
1		2468.142	87.338	55.396	N/A	N/A	31.942	PK
2		2479.719	85.880	53.937	N/A	N/A	31.943	PK
3		2483.500	43.595	11.645	-30.405	74.000	31.950	PK
4	*	2491.585	50.368	18.402	-23.632	74.000	31.966	PK

Note 1: " * ", means this data is the worst emission level.

Note 2: Measure Level (dBμV/m) = Reading Level (dBμV) + Factor (dB/m).

Note 3: Factor (dB/m) = Cable Loss (dB) + Antenna Factor (dB/m).

Site: WZ-AC1	Time: 2024/06/22
Limit: FCC_2.4G_RE(3m)	Engineer: Dick Shen
Probe: BBHA9120D_1167_1-18GHz	Polarity: Vertical
EUT: ACCESS POINT	Power: AC 120V/60Hz
Test Mode: Transmit at Ant 8 2480MHz Ant 7 2468MHz	

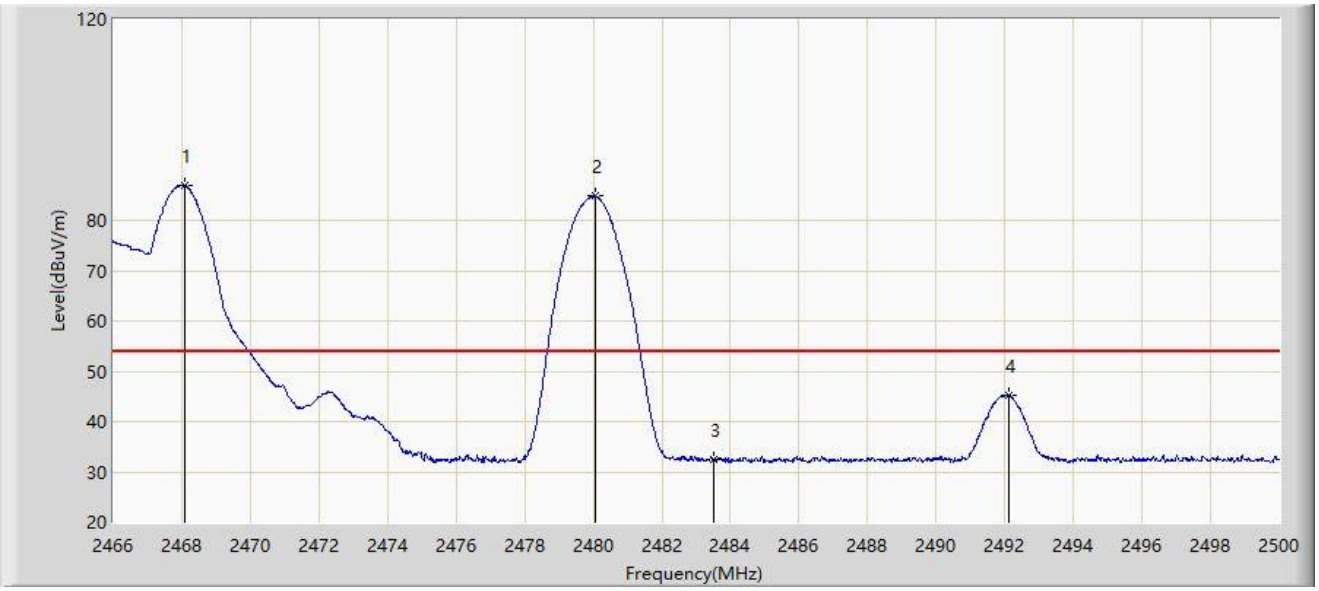

No	Mark	Frequency (MHz)	Measure Level (dBμV/m)	Reading Level (dBμV)	Margin (dB)	Limit (dBμV/m)	Factor (dB/m)	Type
1		2468.091	86.955	55.013	N/A	N/A	31.942	AV
2		2480.042	84.820	52.877	N/A	N/A	31.943	AV
3		2483.500	32.427	0.477	-21.573	54.000	31.950	AV
4	*	2492.112	45.280	13.314	-8.720	54.000	31.966	AV

Note 1: " * ", means this data is the worst emission level.

Note 2: Measure Level (dBμV/m) = Reading Level (dBμV) + Factor (dB/m).

Note 3: Factor (dB/m) = Cable Loss (dB) + Antenna Factor (dB/m).

Site: WZ-AC1	Time: 2024/06/22
Limit: FCC_2.4G_RE(3m)	Engineer: Dick Shen
Probe: BBHA9120D_1167_1-18GHz	Polarity: Horizontal
EUT: ACCESS POINT	Power: AC 120V/60Hz
Test Mode: Transmit at Ant 8 2480MHz Ant 7 2470MHz	

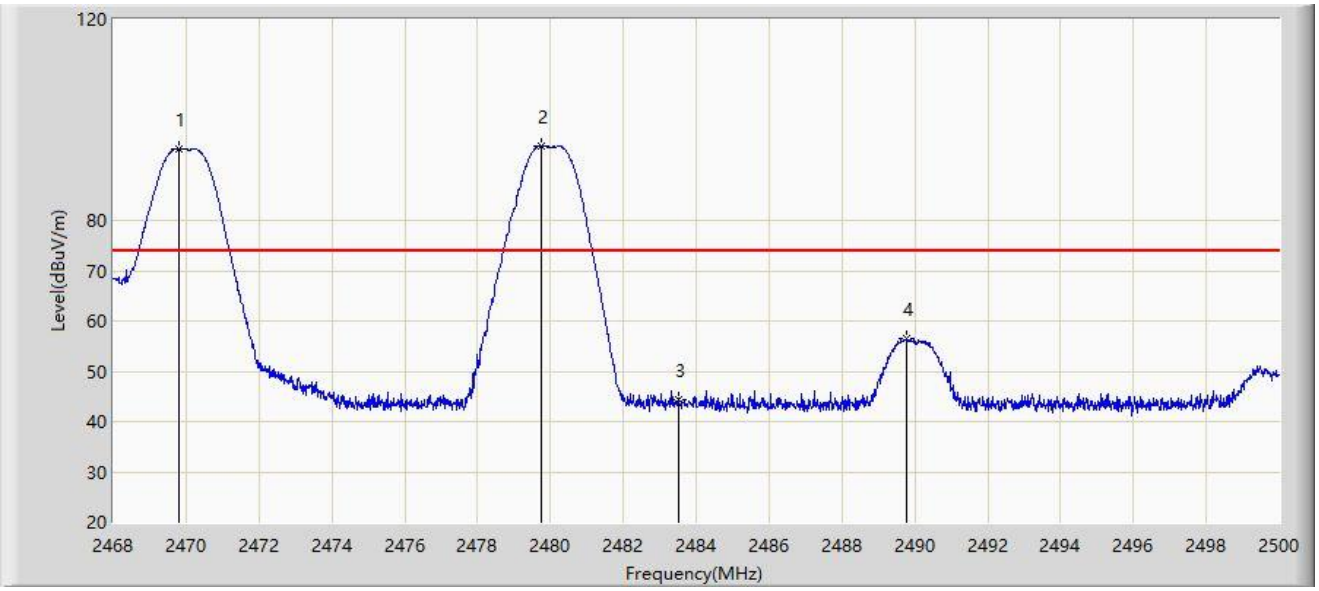

No	Mark	Frequency (MHz)	Measure Level (dBμV/m)	Reading Level (dBμV)	Margin (dB)	Limit (dBμV/m)	Factor (dB/m)	Type
1		2469.824	94.097	62.158	N/A	N/A	31.939	PK
2		2479.760	94.735	62.792	N/A	N/A	31.943	PK
3		2483.500	44.463	12.513	-29.537	74.000	31.950	PK
4	*	2489.760	56.408	24.446	-17.592	74.000	31.962	PK

Note 1: " * ", means this data is the worst emission level.

Note 2: Measure Level (dBμV/m) = Reading Level (dBμV) + Factor (dB/m).

Note 3: Factor (dB/m) = Cable Loss (dB) + Antenna Factor (dB/m).

Site: WZ-AC1	Time: 2024/06/22
Limit: FCC_2.4G_RE(3m)	Engineer: Dick Shen
Probe: BBHA9120D_1167_1-18GHz	Polarity: Horizontal
EUT: ACCESS POINT	Power: AC 120V/60Hz
Test Mode: Transmit at Ant 8 2480MHz Ant 7 2470MHz	

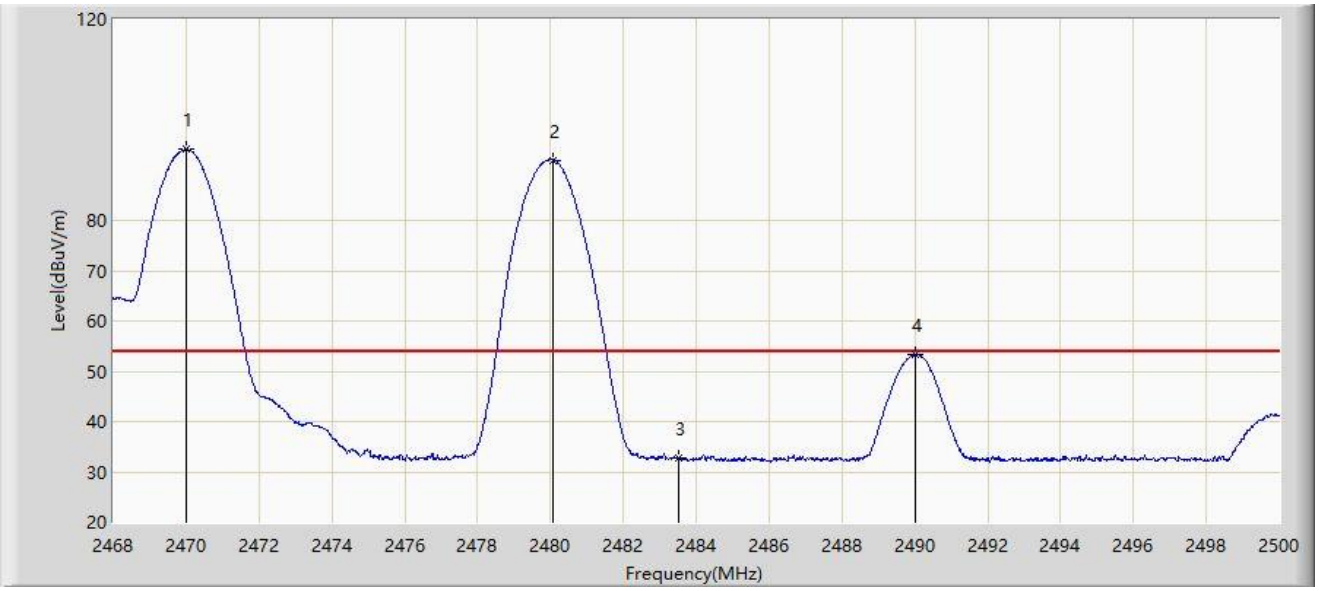

No	Mark	Frequency (MHz)	Measure Level (dBμV/m)	Reading Level (dBμV)	Margin (dB)	Limit (dBμV/m)	Factor (dB/m)	Type
1		2470.016	94.100	62.161	N/A	N/A	31.939	AV
2		2480.080	91.988	60.045	N/A	N/A	31.943	AV
3		2483.500	32.708	0.758	-21.292	54.000	31.950	AV
4	*	2490.016	53.252	21.289	-0.748	54.000	31.963	AV

Note 1: " * ", means this data is the worst emission level.

Note 2: Measure Level (dBμV/m) = Reading Level (dBμV) + Factor (dB/m).

Note 3: Factor (dB/m) = Cable Loss (dB) + Antenna Factor (dB/m).

Site: WZ-AC1	Time: 2024/06/22
Limit: FCC_2.4G_RE(3m)	Engineer: Dick Shen
Probe: BBHA9120D_1167_1-18GHz	Polarity: Vertical
EUT: ACCESS POINT	Power: AC 120V/60Hz
Test Mode: Transmit at Ant 8 2480MHz Ant 7 2470MHz	

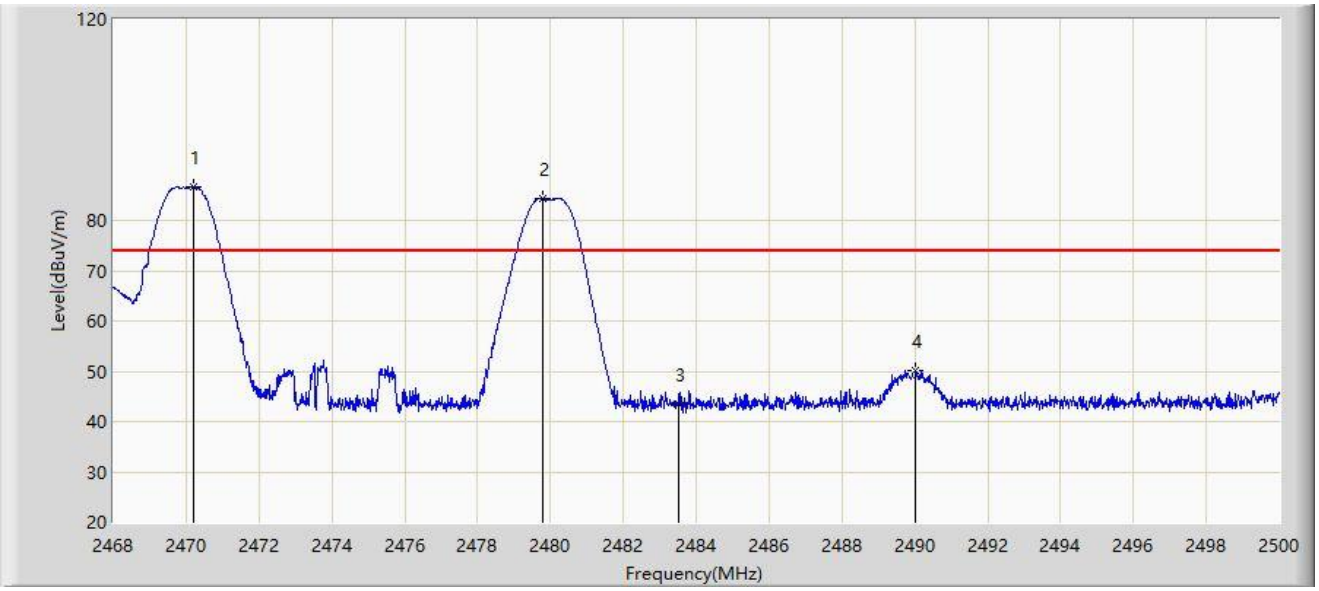

No	Mark	Frequency (MHz)	Measure Level (dBμV/m)	Reading Level (dBμV)	Margin (dB)	Limit (dBμV/m)	Factor (dB/m)	Type
1		2470.224	86.705	54.766	N/A	N/A	31.939	PK
2		2479.776	84.328	52.385	N/A	N/A	31.943	PK
3		2483.500	43.450	11.500	-30.550	74.000	31.950	PK
4	*	2490.016	50.131	18.168	-23.869	74.000	31.963	PK

Note 1: " * ", means this data is the worst emission level.

Note 2: Measure Level (dBμV/m) = Reading Level (dBμV) + Factor (dB/m).

Note 3: Factor (dB/m) = Cable Loss (dB) + Antenna Factor (dB/m).

Site: WZ-AC1	Time: 2024/06/22
Limit: FCC_2.4G_RE(3m)	Engineer: Dick Shen
Probe: BBHA9120D_1167_1-18GHz	Polarity: Vertical
EUT: ACCESS POINT	Power: AC 120V/60Hz
Test Mode: Transmit at Ant 8 2480MHz Ant 7 2470MHz	

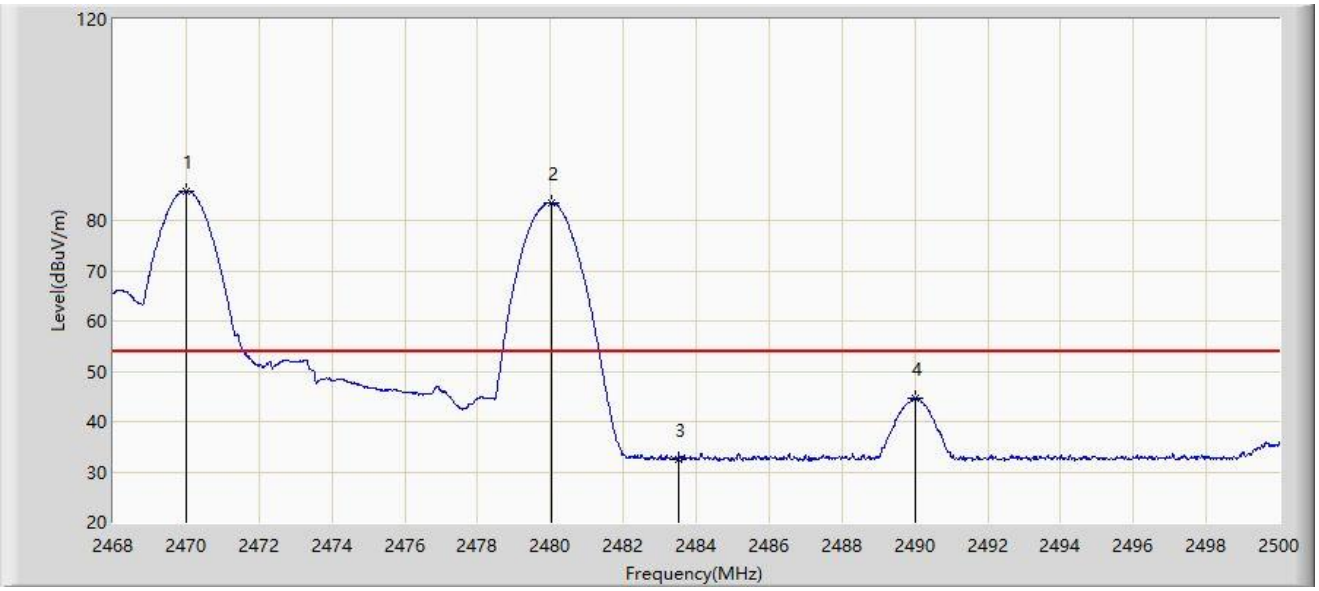

No	Mark	Frequency (MHz)	Measure Level (dBμV/m)	Reading Level (dBμV)	Margin (dB)	Limit (dBμV/m)	Factor (dB/m)	Type
1		2470.016	85.915	53.976	N/A	N/A	31.939	AV
2		2480.032	83.536	51.593	N/A	N/A	31.943	AV
3		2483.500	32.546	0.596	-21.454	54.000	31.950	AV
4	*	2490.000	44.708	12.745	-9.292	54.000	31.963	AV

Note 1: " * ", means this data is the worst emission level.

Note 2: Measure Level (dBμV/m) = Reading Level (dBμV) + Factor (dB/m).

Note 3: Factor (dB/m) = Cable Loss (dB) + Antenna Factor (dB/m).

Site: WZ-AC1	Time: 2024/06/22
Limit: FCC_2.4G_RE(3m)	Engineer: Dick Shen
Probe: BBHA9120D_1167_1-18GHz	Polarity: Horizontal
EUT: ACCESS POINT	Power: AC 120V/60Hz
Test Mode: Transmit at Ant 8 2480MHz Ant 7 2472MHz	

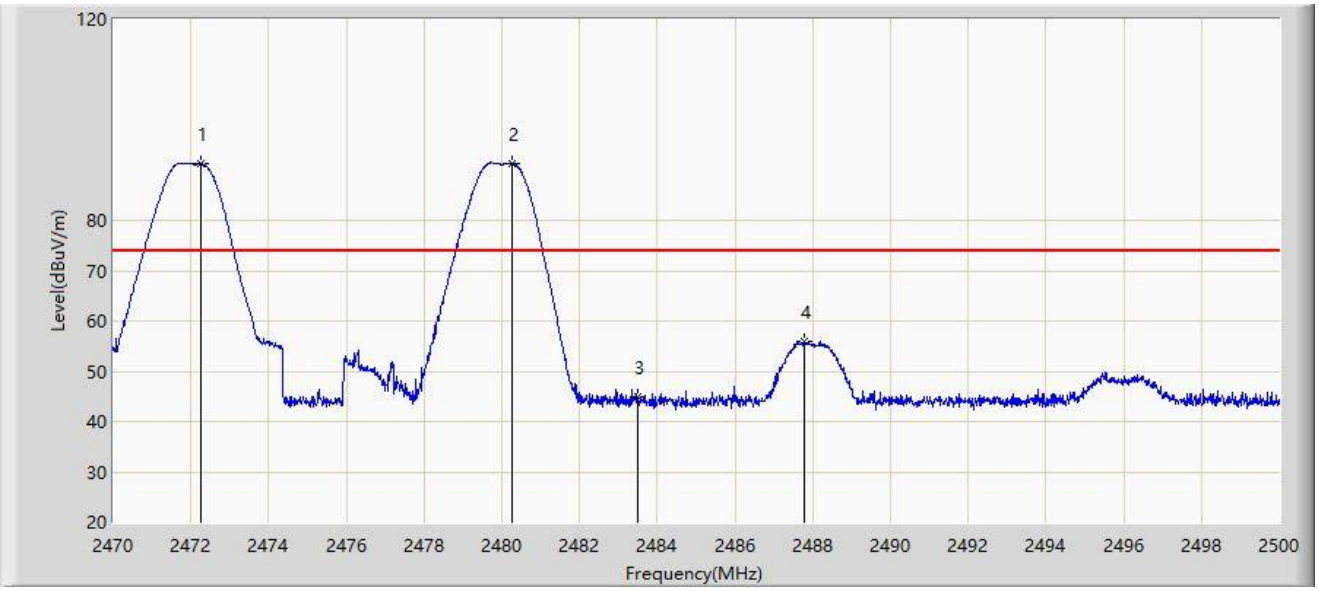

No	Mark	Frequency (MHz)	Measure Level (dBμV/m)	Reading Level (dBμV)	Margin (dB)	Limit (dBμV/m)	Factor (dB/m)	Type
1		2472.265	91.300	59.364	N/A	N/A	31.936	PK
2		2480.260	91.424	59.480	N/A	N/A	31.944	PK
3		2483.500	44.834	12.884	-29.166	74.000	31.950	PK
4	*	2487.775	55.889	23.930	-18.111	74.000	31.959	PK

Note 1: " * ", means this data is the worst emission level.

Note 2: Measure Level (dBμV/m) = Reading Level (dBμV) + Factor (dB/m).

Note 3: Factor (dB/m) = Cable Loss (dB) + Antenna Factor (dB/m).

Site: WZ-AC1	Time: 2024/06/22
Limit: FCC_2.4G_RE(3m)	Engineer: Dick Shen
Probe: BBHA9120D_1167_1-18GHz	Polarity: Horizontal
EUT: ACCESS POINT	Power: AC 120V/60Hz
Test Mode: Transmit at Ant 8 2480MHz Ant 7 2472MHz	

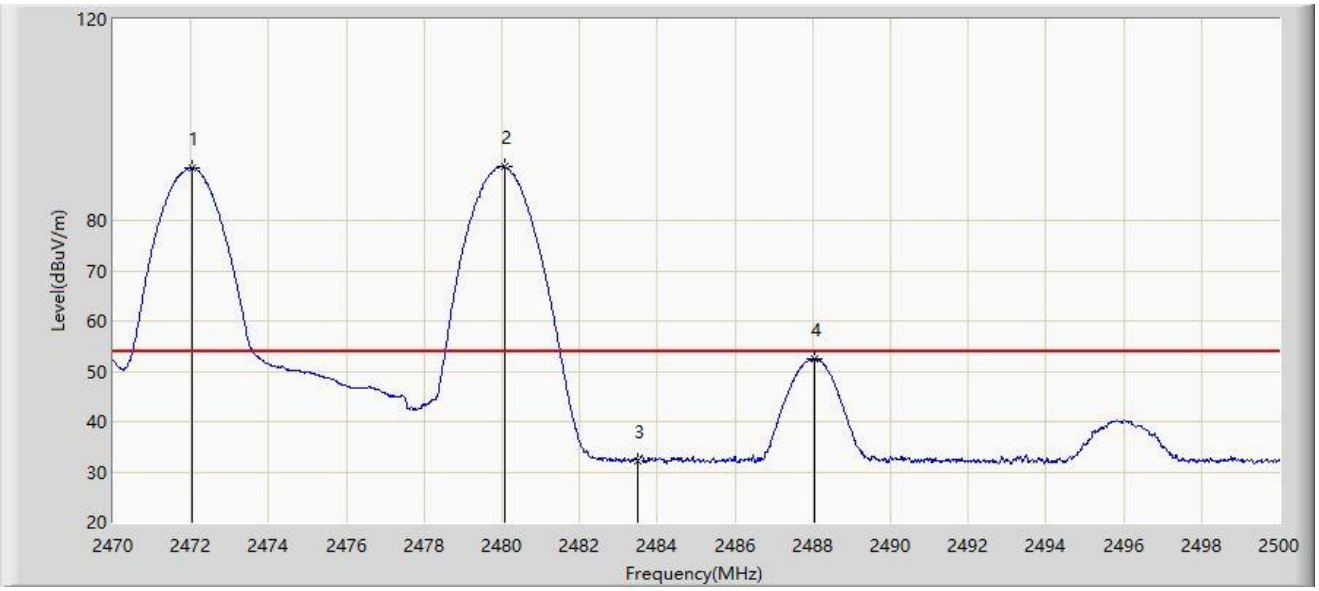

No	Mark	Frequency (MHz)	Measure Level (dBµV/m)	Reading Level (dBµV)	Margin (dB)	Limit (dBµV/m)	Factor (dB/m)	Type
1		2472.040	90.421	58.485	N/A	N/A	31.936	AV
2		2480.065	90.692	58.749	N/A	N/A	31.943	AV
3		2483.500	32.241	0.291	-21.759	54.000	31.950	AV
4	*	2488.045	52.402	20.443	-1.598	54.000	31.959	AV

Note 1: " * ", means this data is the worst emission level.

Note 2: Measure Level (dBµV/m) = Reading Level (dBµV) + Factor (dB/m).

Note 3: Factor (dB/m) = Cable Loss (dB) + Antenna Factor (dB/m).

Site: WZ-AC1	Time: 2024/06/22
Limit: FCC_2.4G_RE(3m)	Engineer: Dick Shen
Probe: BBHA9120D_1167_1-18GHz	Polarity: Vertical
EUT: ACCESS POINT	Power: AC 120V/60Hz
Test Mode: Transmit at Ant 8 2480MHz Ant 7 2472MHz	

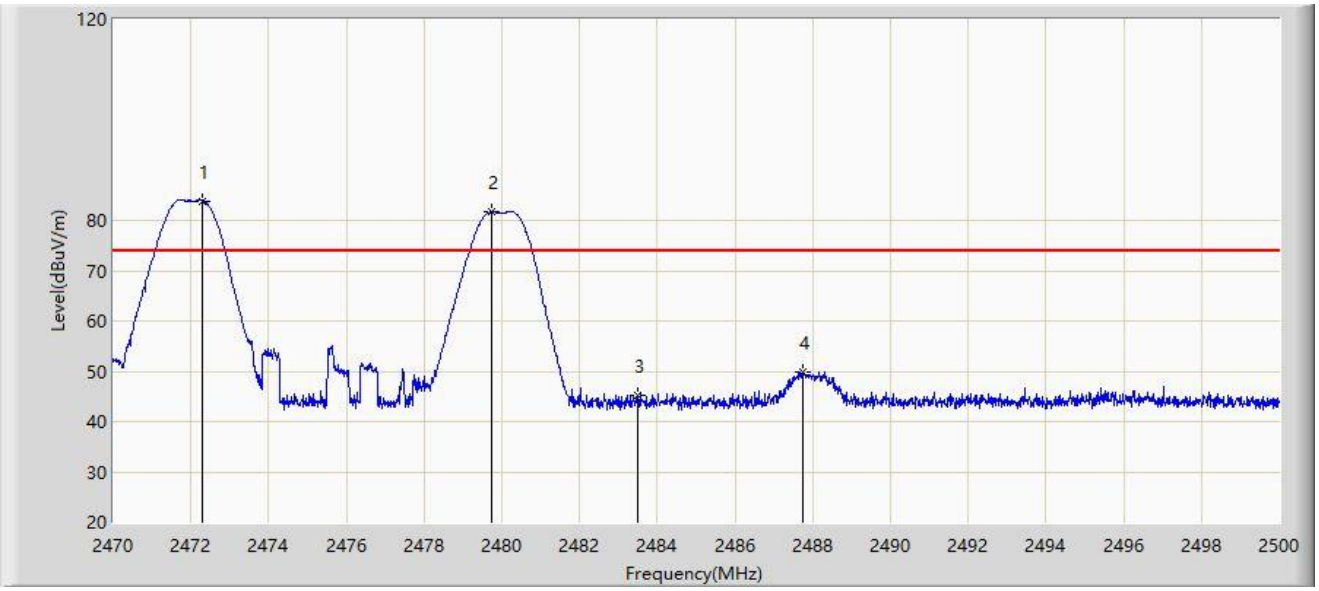

No	Mark	Frequency (MHz)	Measure Level (dBμV/m)	Reading Level (dBμV)	Margin (dB)	Limit (dBμV/m)	Factor (dB/m)	Type
1		2472.310	83.883	51.947	N/A	N/A	31.936	PK
2		2479.720	81.695	49.752	N/A	N/A	31.943	PK
3		2483.500	45.271	13.321	-28.729	74.000	31.950	PK
4	*	2487.745	49.750	17.792	-24.250	74.000	31.958	PK

Note 1: " * ", means this data is the worst emission level.

Note 2: Measure Level (dBμV/m) = Reading Level (dBμV) + Factor (dB/m).

Note 3: Factor (dB/m) = Cable Loss (dB) + Antenna Factor (dB/m).

Site: WZ-AC1	Time: 2024/06/22
Limit: FCC_2.4G_RE(3m)	Engineer: Dick Shen
Probe: BBHA9120D_1167_1-18GHz	Polarity: Vertical
EUT: ACCESS POINT	Power: AC 120V/60Hz
Test Mode: Transmit at Ant 8 2480MHz Ant 7 2472MHz	

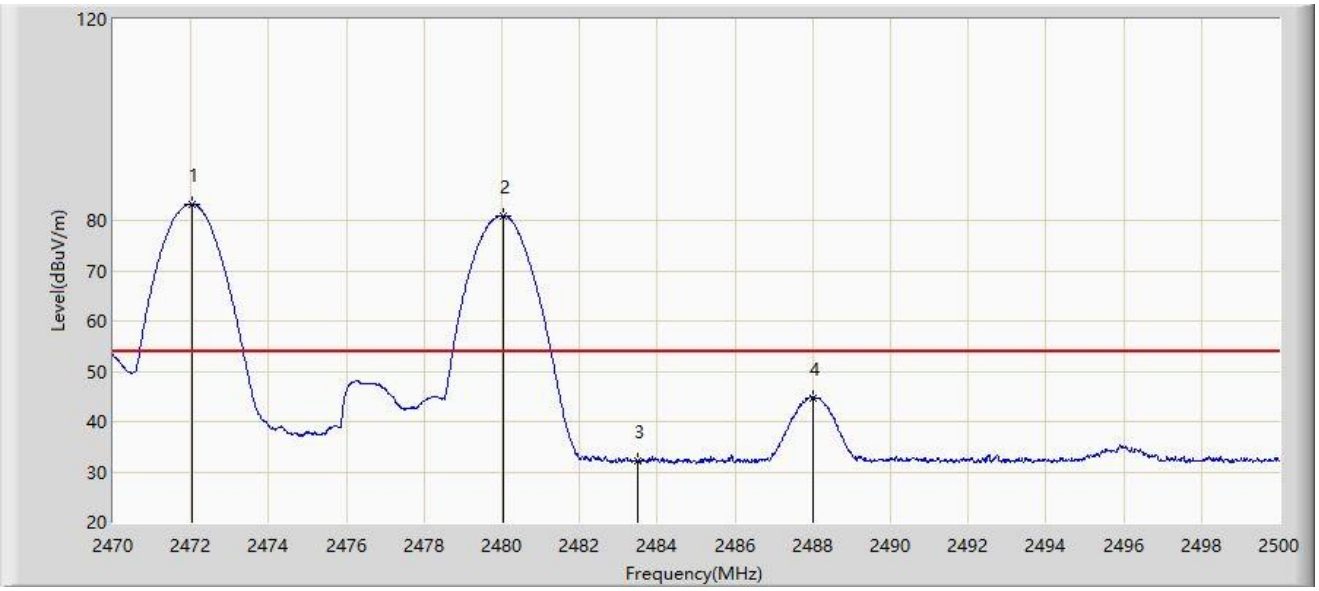

No	Mark	Frequency (MHz)	Measure Level (dBμV/m)	Reading Level (dBμV)	Margin (dB)	Limit (dBμV/m)	Factor (dB/m)	Type
1		2472.040	83.283	51.347	N/A	N/A	31.936	AV
2		2480.020	80.974	49.031	N/A	N/A	31.943	AV
3		2483.500	32.230	0.280	-21.770	54.000	31.950	AV
4	*	2488.000	44.765	12.806	-9.235	54.000	31.959	AV

Note 1: " * ", means this data is the worst emission level.

Note 2: Measure Level (dBμV/m) = Reading Level (dBμV) + Factor (dB/m).

Note 3: Factor (dB/m) = Cable Loss (dB) + Antenna Factor (dB/m).

Site: WZ-AC1	Time: 2024/06/22
Limit: FCC_2.4G_RE(3m)	Engineer: Dick Shen
Probe: BBHA9120D_1167_1-18GHz	Polarity: Horizontal
EUT: ACCESS POINT	Power: AC 120V/60Hz
Test Mode: Transmit at Ant 8 2480MHz Ant 7 2474MHz	

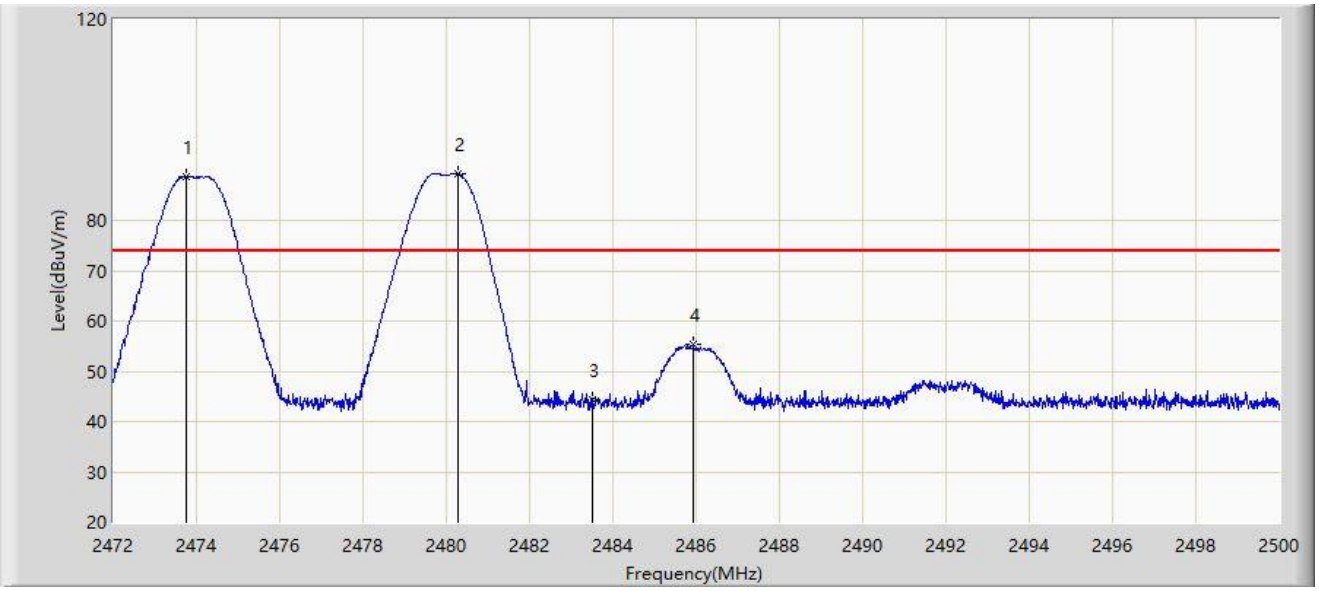

No	Mark	Frequency (MHz)	Measure Level (dBμV/m)	Reading Level (dBμV)	Margin (dB)	Limit (dBμV/m)	Factor (dB/m)	Type
1		2473.764	88.819	56.885	N/A	N/A	31.933	PK
2		2480.274	89.249	57.305	N/A	N/A	31.944	PK
3		2483.500	44.405	12.455	-29.595	74.000	31.950	PK
4	*	2485.930	55.253	23.298	-18.747	74.000	31.955	PK

Note 1: " * ", means this data is the worst emission level.

Note 2: Measure Level (dBμV/m) = Reading Level (dBμV) + Factor (dB/m).

Note 3: Factor (dB/m) = Cable Loss (dB) + Antenna Factor (dB/m).

Site: WZ-AC1	Time: 2024/06/22
Limit: FCC_2.4G_RE(3m)	Engineer: Dick Shen
Probe: BBHA9120D_1167_1-18GHz	Polarity: Horizontal
EUT: ACCESS POINT	Power: AC 120V/60Hz
Test Mode: Transmit at Ant 8 2480MHz Ant 7 2474MHz	

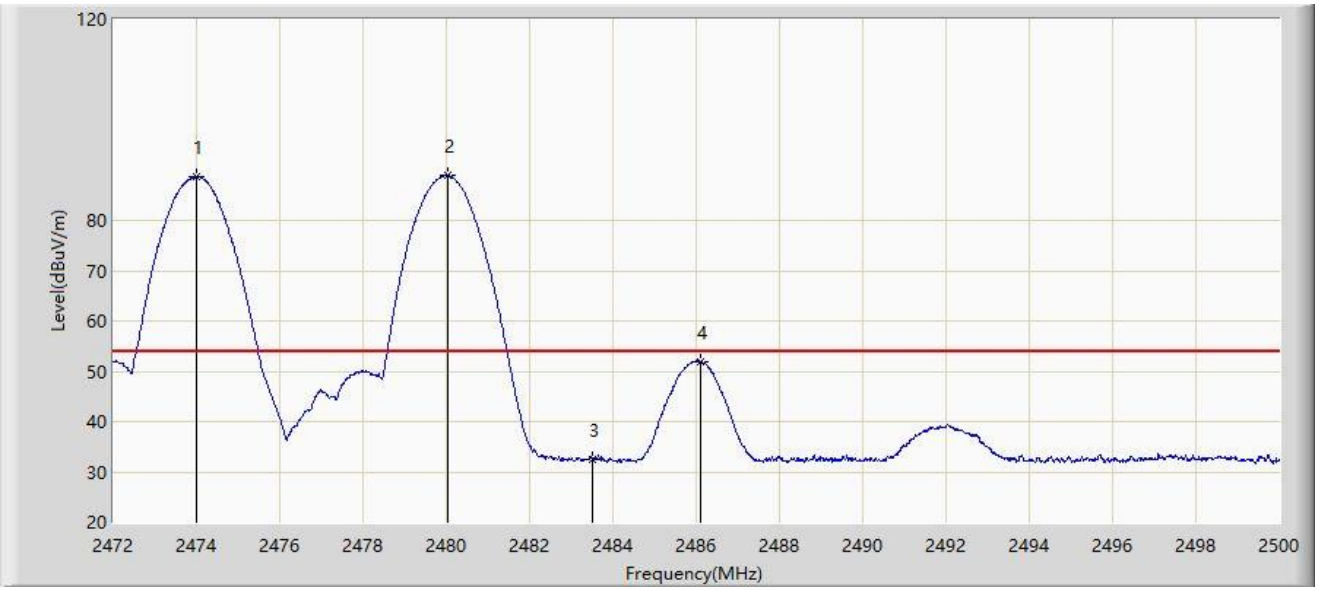

No	Mark	Frequency (MHz)	Measure Level (dBμV/m)	Reading Level (dBμV)	Margin (dB)	Limit (dBμV/m)	Factor (dB/m)	Type
1		2473.988	88.619	56.685	N/A	N/A	31.933	AV
2		2480.050	88.895	56.952	N/A	N/A	31.943	AV
3		2483.500	32.509	0.559	-21.491	54.000	31.950	AV
4	*	2486.098	51.949	19.994	-2.051	54.000	31.955	AV

Note 1: " * ", means this data is the worst emission level.

Note 2: Measure Level (dBμV/m) = Reading Level (dBμV) + Factor (dB/m).

Note 3: Factor (dB/m) = Cable Loss (dB) + Antenna Factor (dB/m).

Site: WZ-AC1	Time: 2024/06/22
Limit: FCC_2.4G_RE(3m)	Engineer: Dick Shen
Probe: BBHA9120D_1167_1-18GHz	Polarity: Vertical
EUT: ACCESS POINT	Power: AC 120V/60Hz
Test Mode: Transmit at Ant 8 2480MHz Ant 7 2474MHz	

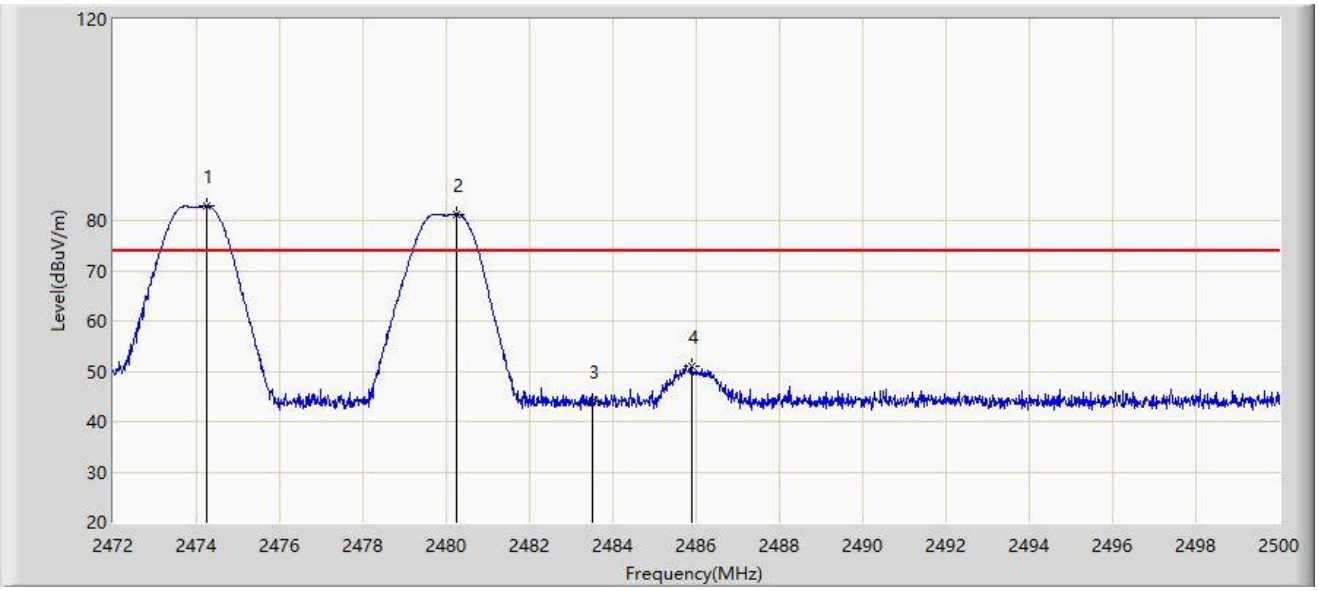

No	Mark	Frequency (MHz)	Measure Level (dBμV/m)	Reading Level (dBμV)	Margin (dB)	Limit (dBμV/m)	Factor (dB/m)	Type
1		2474.254	82.909	50.975	N/A	N/A	31.934	PK
2		2480.260	81.274	49.330	N/A	N/A	31.944	PK
3		2483.500	44.149	12.199	-29.851	74.000	31.950	PK
4	*	2485.888	51.041	19.086	-22.959	74.000	31.955	PK

Note 1: " * ", means this data is the worst emission level.

Note 2: Measure Level (dBμV/m) = Reading Level (dBμV) + Factor (dB/m).

Note 3: Factor (dB/m) = Cable Loss (dB) + Antenna Factor (dB/m).

Site: WZ-AC1	Time: 2024/06/22
Limit: FCC_2.4G_RE(3m)	Engineer: Dick Shen
Probe: BBHA9120D_1167_1-18GHz	Polarity: Vertical
EUT: ACCESS POINT	Power: AC 120V/60Hz
Test Mode: Transmit at Ant 8 2480MHz Ant 7 2474MHz	

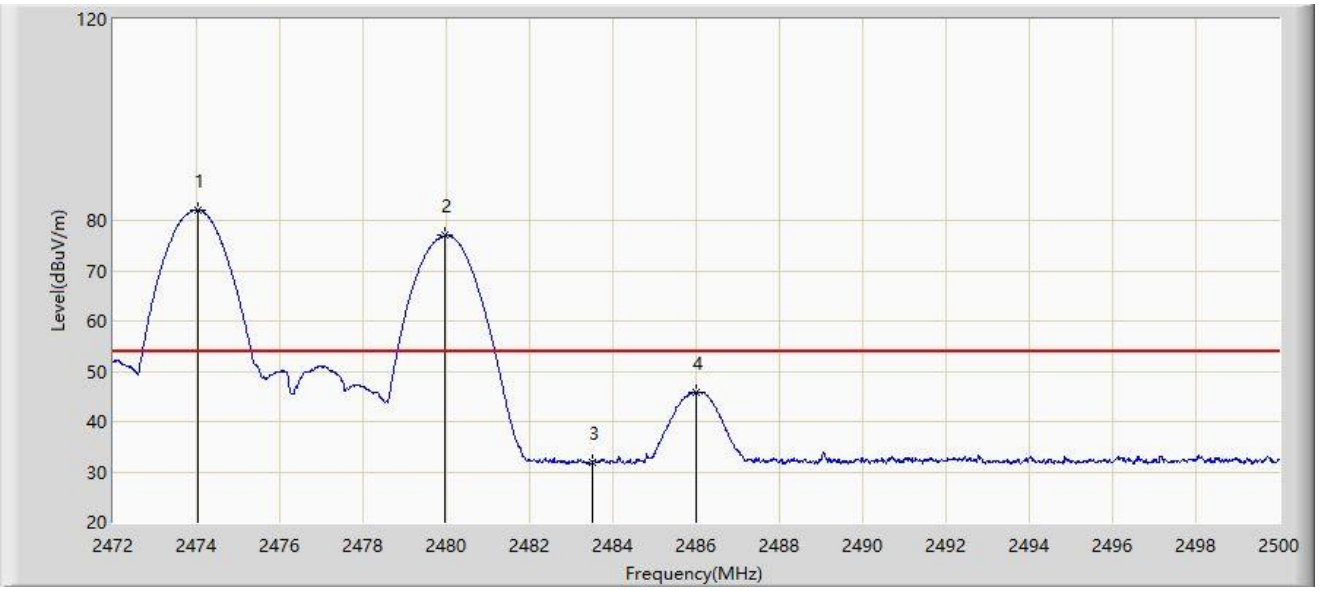

No	Mark	Frequency (MHz)	Measure Level (dBμV/m)	Reading Level (dBμV)	Margin (dB)	Limit (dBμV/m)	Factor (dB/m)	Type
1		2474.030	82.046	50.112	N/A	N/A	31.934	AV
2		2479.980	76.991	45.048	N/A	N/A	31.943	AV
3		2483.500	32.017	0.067	-21.983	54.000	31.950	AV
4	*	2486.000	45.826	13.871	-8.174	54.000	31.955	AV

Note 1: " * ", means this data is the worst emission level.

Note 2: Measure Level (dBμV/m) = Reading Level (dBμV) + Factor (dB/m).

Note 3: Factor (dB/m) = Cable Loss (dB) + Antenna Factor (dB/m).

Site: WZ-AC1	Time: 2024/06/22
Limit: FCC_2.4G_RE(3m)	Engineer: Dick Shen
Probe: BBHA9120D_1167_1-18GHz	Polarity: Horizontal
EUT: ACCESS POINT	Power: AC 120V/60Hz
Test Mode: Transmit at Ant 8 2480MHz Ant 7 2476MHz	

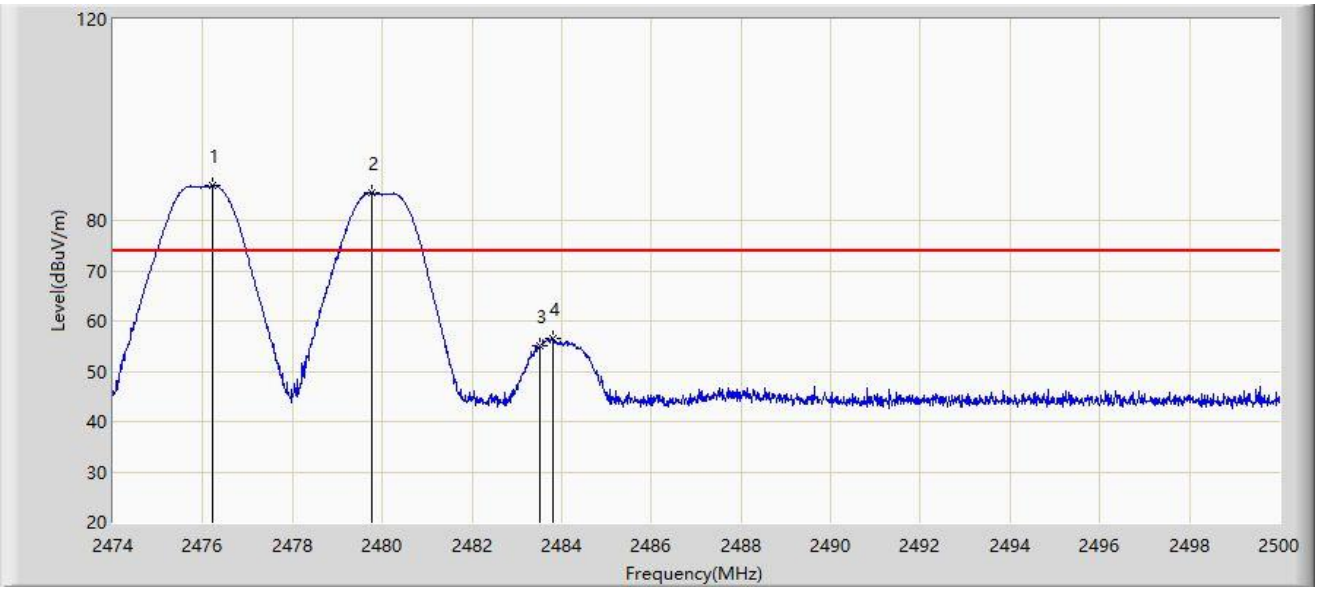

No	Mark	Frequency (MHz)	Measure Level (dBμV/m)	Reading Level (dBμV)	Margin (dB)	Limit (dBμV/m)	Factor (dB/m)	Type
1		2476.223	86.845	54.908	N/A	N/A	31.937	PK
2		2479.772	85.398	53.455	N/A	N/A	31.943	PK
3		2483.500	55.092	23.142	-18.908	74.000	31.950	PK
4	*	2483.815	56.403	24.452	-17.597	74.000	31.951	PK

Note 1: " * ", means this data is the worst emission level.

Note 2: Measure Level (dBμV/m) = Reading Level (dBμV) + Factor (dB/m).

Note 3: Factor (dB/m) = Cable Loss (dB) + Antenna Factor (dB/m).

Site: WZ-AC1	Time: 2024/06/22
Limit: FCC_2.4G_RE(3m)	Engineer: Dick Shen
Probe: BBHA9120D_1167_1-18GHz	Polarity: Horizontal
EUT: ACCESS POINT	Power: AC 120V/60Hz
Test Mode: Transmit at Ant 8 2480MHz Ant 7 2476MHz	

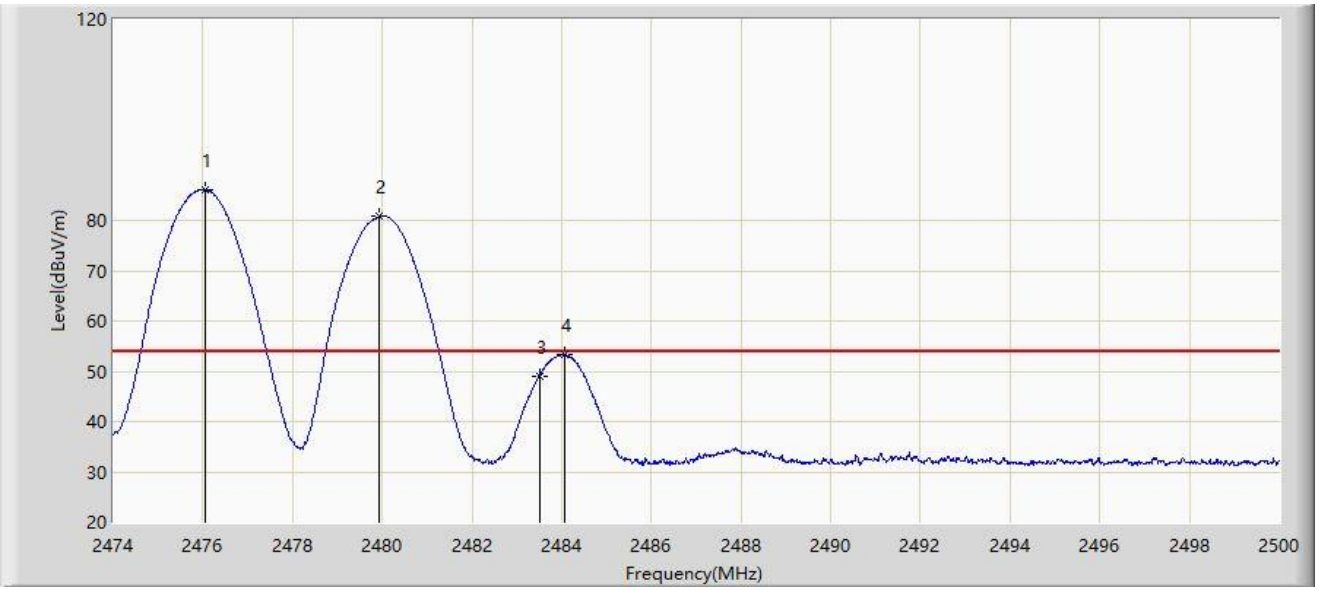

No	Mark	Frequency (MHz)	Measure Level (dBμV/m)	Reading Level (dBμV)	Margin (dB)	Limit (dBμV/m)	Factor (dB/m)	Type
1		2476.054	86.170	54.233	N/A	N/A	31.937	AV
2		2479.928	80.739	48.796	N/A	N/A	31.943	AV
3		2483.500	49.079	17.129	-4.921	54.000	31.950	AV
4	*	2484.062	53.270	21.319	-0.730	54.000	31.951	AV

Note 1: " * ", means this data is the worst emission level.

Note 2: Measure Level (dBμV/m) = Reading Level (dBμV) + Factor (dB/m).

Note 3: Factor (dB/m) = Cable Loss (dB) + Antenna Factor (dB/m).

Site: WZ-AC1	Time: 2024/06/22
Limit: FCC_2.4G_RE(3m)	Engineer: Dick Shen
Probe: BBHA9120D_1167_1-18GHz	Polarity: Vertical
EUT: ACCESS POINT	Power: AC 120V/60Hz
Test Mode: Transmit at Ant 8 2480MHz Ant 7 2476MHz	

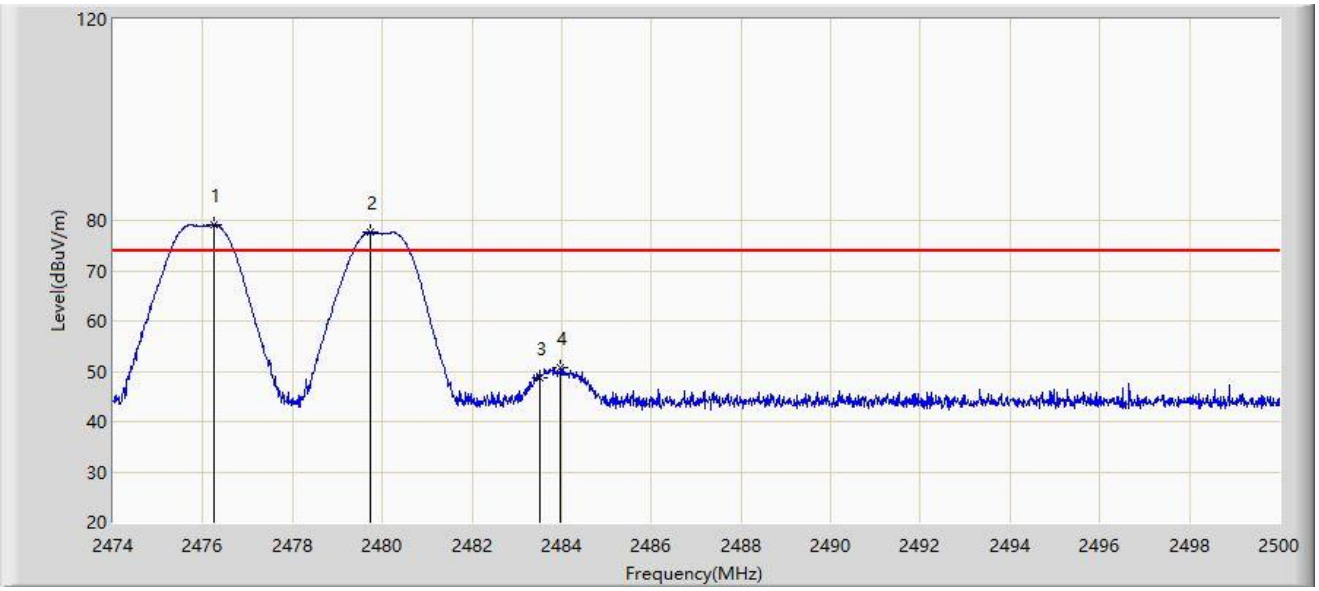

No	Mark	Frequency (MHz)	Measure Level (dBμV/m)	Reading Level (dBμV)	Margin (dB)	Limit (dBμV/m)	Factor (dB/m)	Type
1		2476.249	79.199	47.262	N/A	N/A	31.937	PK
2		2479.746	77.619	45.676	N/A	N/A	31.943	PK
3		2483.500	48.816	16.866	-25.184	74.000	31.950	PK
4	*	2483.984	50.816	18.865	-23.184	74.000	31.951	PK

Note 1: " * ", means this data is the worst emission level.

Note 2: Measure Level (dBμV/m) = Reading Level (dBμV) + Factor (dB/m).

Note 3: Factor (dB/m) = Cable Loss (dB) + Antenna Factor (dB/m).

Site: WZ-AC1	Time: 2024/06/22
Limit: FCC_2.4G_RE(3m)	Engineer: Charles Zhang
Probe: BBHA9120D_1167_1-18GHz	Polarity: Vertical
EUT: ACCESS POINT	Power: AC 120V/60Hz
Test Mode: Transmit at Ant 8 2480MHz Ant 7 2476MHz	

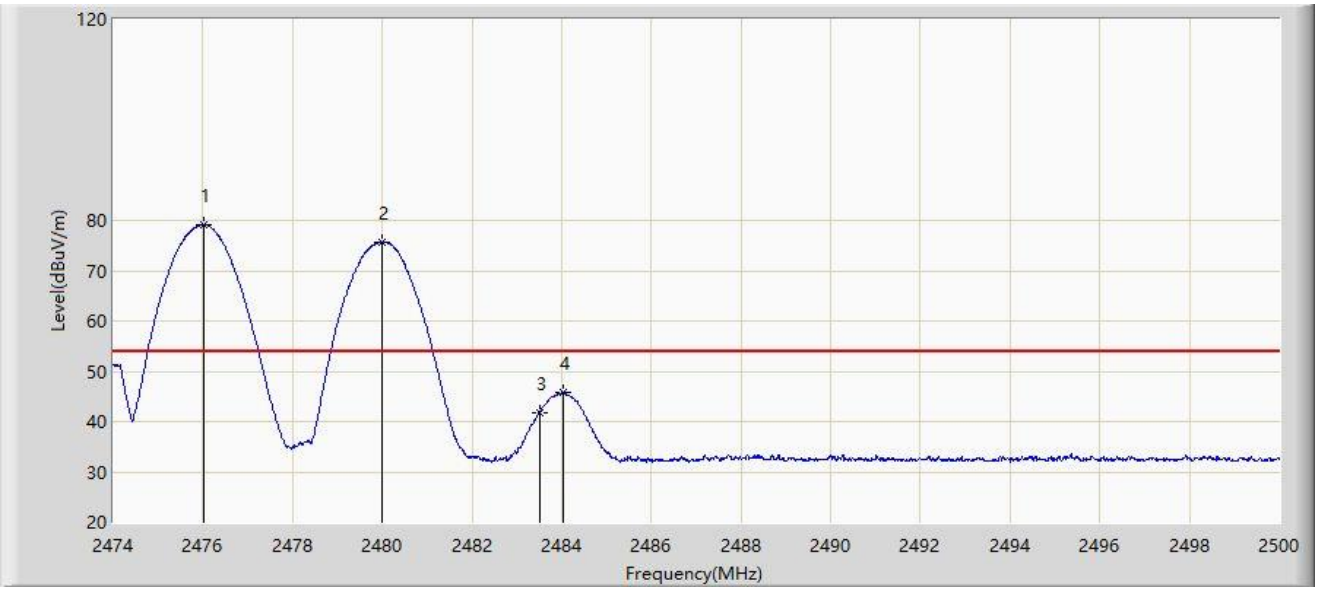

No	Mark	Frequency (MHz)	Measure Level (dBμV/m)	Reading Level (dBμV)	Margin (dB)	Limit (dBμV/m)	Factor (dB/m)	Type
1		2476.028	79.164	47.227	N/A	N/A	31.936	AV
2	*	2479.993	75.758	43.815	21.758	54.000	31.943	AV
3		2483.500	41.818	9.868	-12.182	54.000	31.950	AV
4		2484.049	45.661	13.710	-8.339	54.000	31.951	AV

Note 1: " * ", means this data is the worst emission level.

Note 2: Measure Level (dBμV/m) = Reading Level (dBμV) + Factor (dB/m).

Note 3: Factor (dB/m) = Cable Loss (dB) + Antenna Factor (dB/m).

Site: WZ-AC1	Time: 2024/06/22
Limit: FCC_2.4G_RE(3m)	Engineer: Dick Shen
Probe: BBHA9120D_1167_1-18GHz	Polarity: Horizontal
EUT: ACCESS POINT	Power: AC 120V/60Hz
Test Mode: Transmit at Ant 8 2480MHz Ant 7 2478MHz	

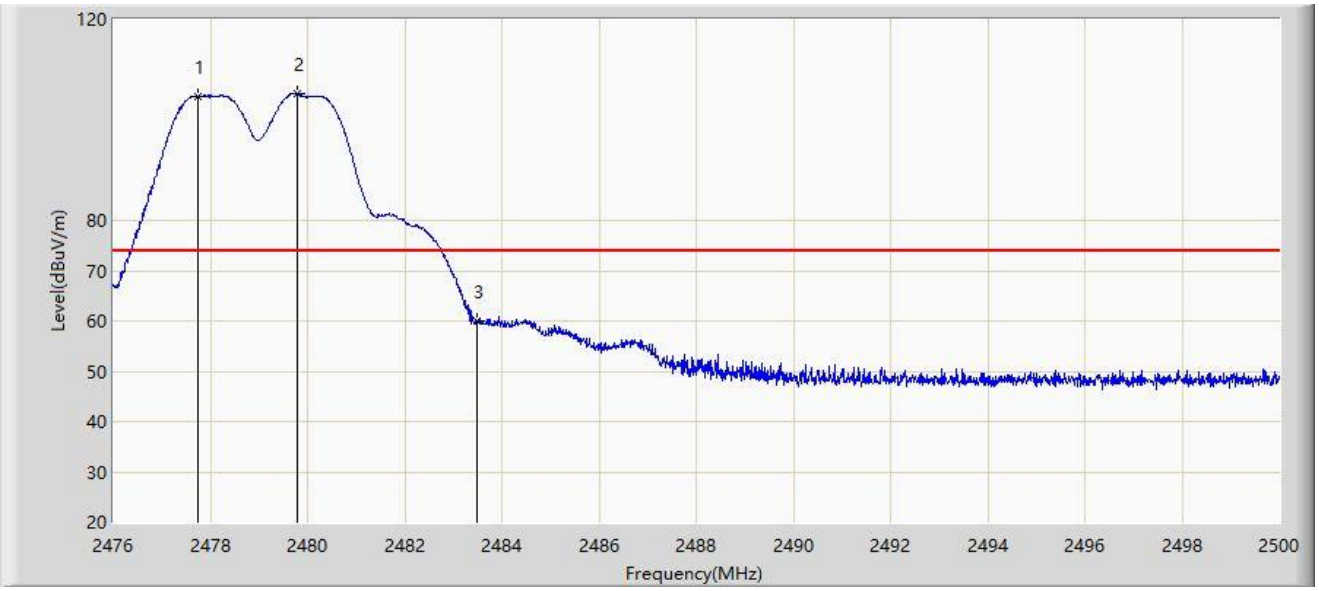

No	Mark	Frequency (MHz)	Measure Level (dBμV/m)	Reading Level (dBμV)	Margin (dB)	Limit (dBμV/m)	Factor (dB/m)	Type
1		2477.740	104.774	72.835	N/A	N/A	31.940	PK
2		2479.792	105.260	73.317	N/A	N/A	31.943	PK
3	*	2483.500	60.002	28.052	-13.998	74.000	31.950	PK

Note 1: " * ", means this data is the worst emission level.

Note 2: Measure Level (dBμV/m) = Reading Level (dBμV) + Factor (dB/m).

Note 3: Factor (dB/m) = Cable Loss (dB) + Antenna Factor (dB/m).

Site: WZ-AC1	Time: 2024/06/22
Limit: FCC_2.4G_RE(3m)	Engineer: Dick Shen
Probe: BBHA9120D_1167_1-18GHz	Polarity: Horizontal
EUT: ACCESS POINT	Power: AC 120V/60Hz
Test Mode: Transmit at Ant 8 2480MHz Ant 7 2478MHz	

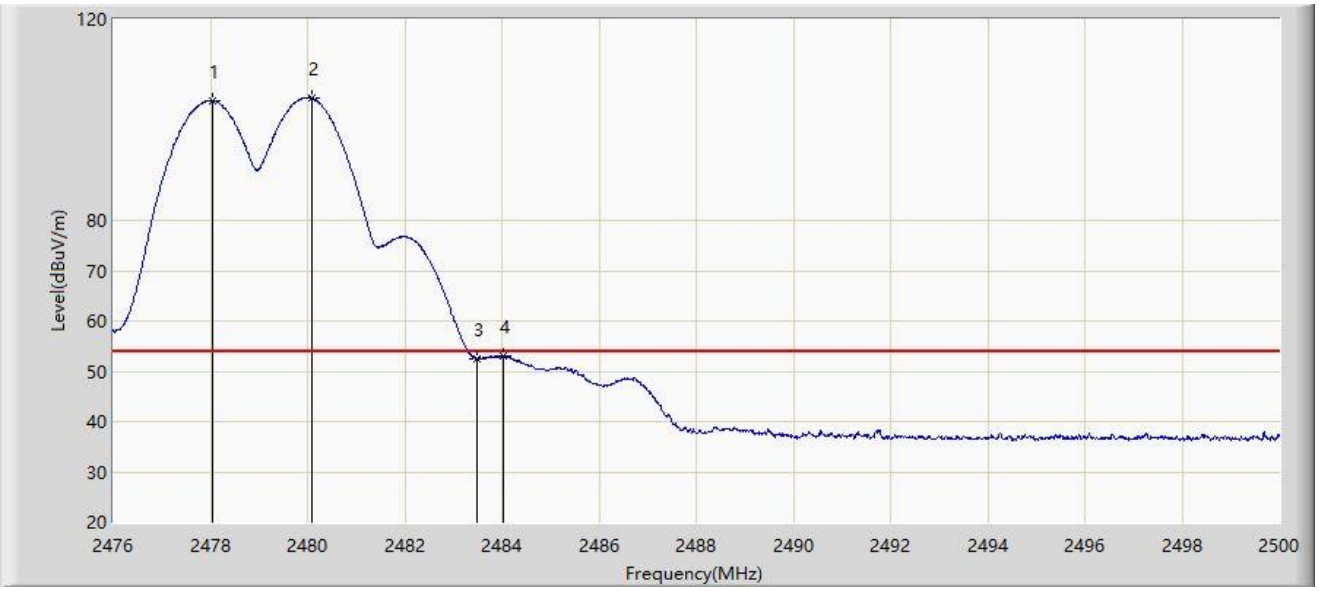

No	Mark	Frequency (MHz)	Measure Level (dBμV/m)	Reading Level (dBμV)	Margin (dB)	Limit (dBμV/m)	Factor (dB/m)	Type
1		2478.040	103.798	71.858	N/A	N/A	31.939	AV
2		2480.092	104.343	72.400	N/A	N/A	31.943	AV
3		2483.500	52.504	20.554	-1.496	54.000	31.950	AV
4	*	2484.028	52.964	21.013	-1.036	54.000	31.951	AV

Note 1: " * ", means this data is the worst emission level.

Note 2: Measure Level (dBμV/m) = Reading Level (dBμV) + Factor (dB/m).

Note 3: Factor (dB/m) = Cable Loss (dB) + Antenna Factor (dB/m).

Site: WZ-AC1	Time: 2024/06/22
Limit: FCC_2.4G_RE(3m)	Engineer: Dick Shen
Probe: BBHA9120D_1167_1-18GHz	Polarity: Vertical
EUT: ACCESS POINT	Power: AC 120V/60Hz
Test Mode: Transmit at Ant 8 2480MHz Ant 7 2478MHz	

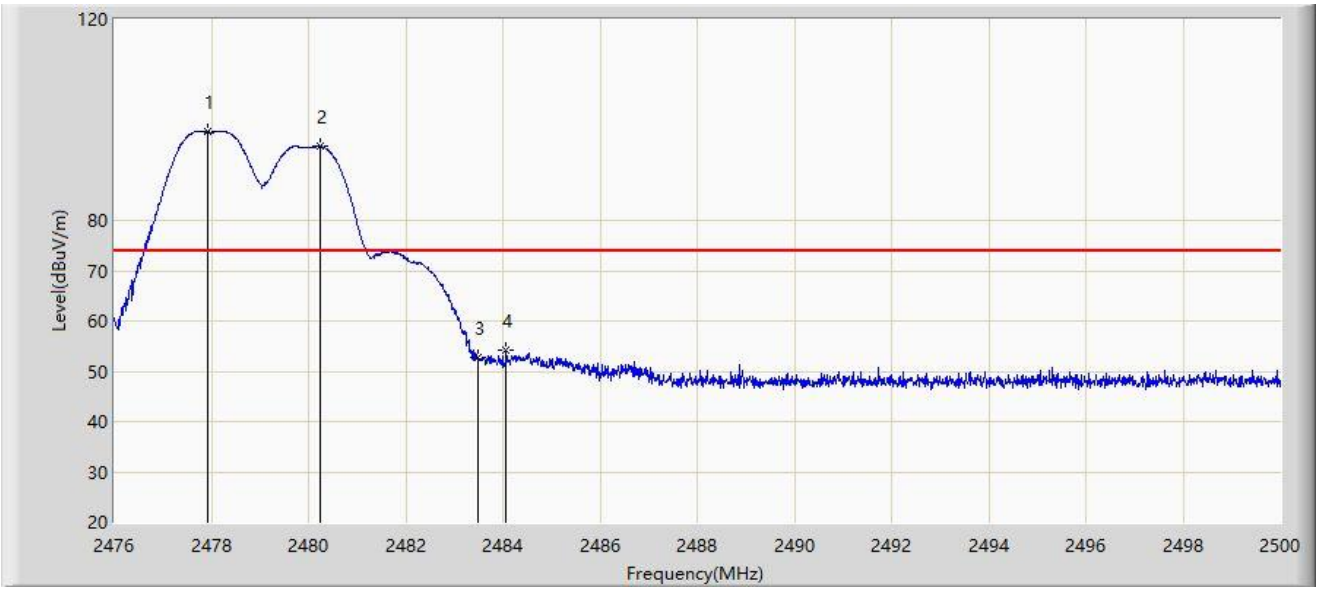

No	Mark	Frequency (MHz)	Measure Level (dBμV/m)	Reading Level (dBμV)	Margin (dB)	Limit (dBμV/m)	Factor (dB/m)	Type
1		2477.920	97.805	65.865	N/A	N/A	31.940	PK
2		2480.248	94.706	62.762	N/A	N/A	31.944	PK
3		2483.500	52.630	20.680	-21.370	74.000	31.950	PK
4	*	2484.064	54.122	22.171	-19.878	74.000	31.951	PK

Note 1: " * ", means this data is the worst emission level.

Note 2: Measure Level (dBμV/m) = Reading Level (dBμV) + Factor (dB/m).

Note 3: Factor (dB/m) = Cable Loss (dB) + Antenna Factor (dB/m).

Site: WZ-AC1	Time: 2024/06/22
Limit: FCC_2.4G_RE(3m)	Engineer: Dick Shen
Probe: BBHA9120D_1167_1-18GHz	Polarity: Vertical
EUT: ACCESS POINT	Power: AC 120V/60Hz
Test Mode: Transmit at Ant 8 2480MHz Ant 7 2478MHz	

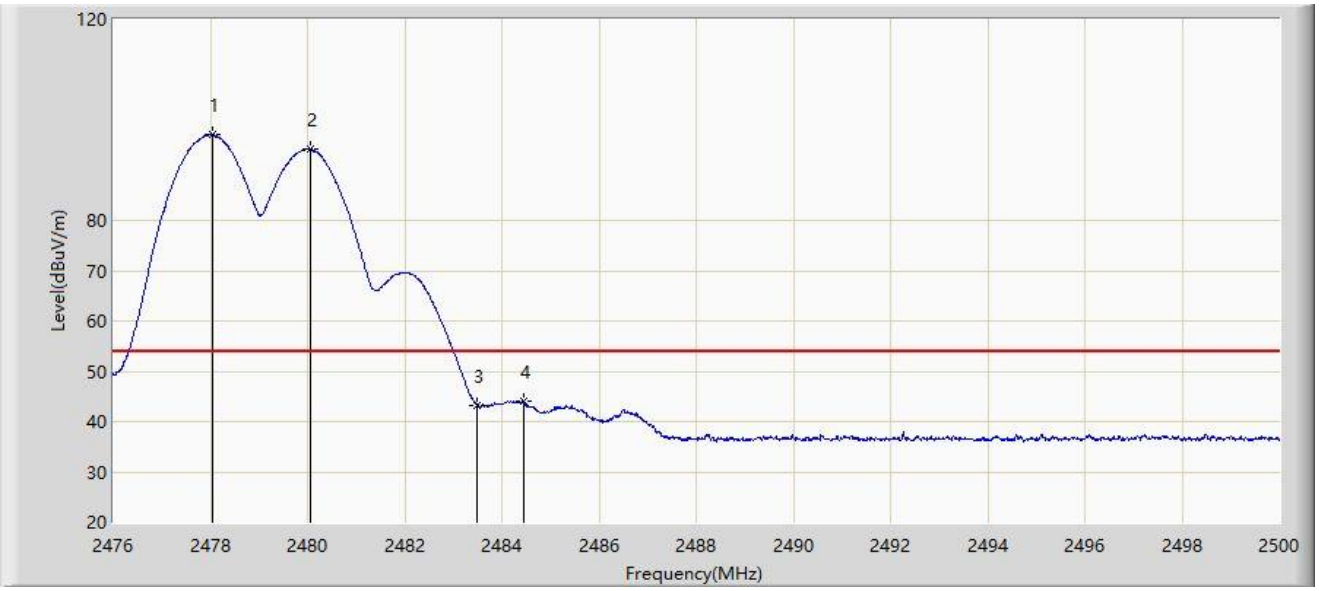

No	Mark	Frequency (MHz)	Measure Level (dBμV/m)	Reading Level (dBμV)	Margin (dB)	Limit (dBμV/m)	Factor (dB/m)	Type
1		2478.040	96.968	65.028	N/A	N/A	31.939	AV
2		2480.056	94.099	62.156	N/A	N/A	31.943	AV
3		2483.500	43.117	11.167	-10.883	54.000	31.950	AV
4	*	2484.460	43.971	12.019	-10.029	54.000	31.952	AV

Note 1: " * ", means this data is the worst emission level.

Note 2: Measure Level (dBμV/m) = Reading Level (dBμV) + Factor (dB/m).

Note 3: Factor (dB/m) = Cable Loss (dB) + Antenna Factor (dB/m).

Site	WZ-AC2	Test Date	2024-06-28
Test Engineer	Ajin Fan	Temy	24.1°C/46.7%
Factor	BBHA 9120D_1457_1-18GHz	Polarity	Horizontal
EUT	ACCESS POINT	Test Voltage	120V/60Hz
Test Mode	Transmit at Ant 14 2468MHz Ant 72470MHz		

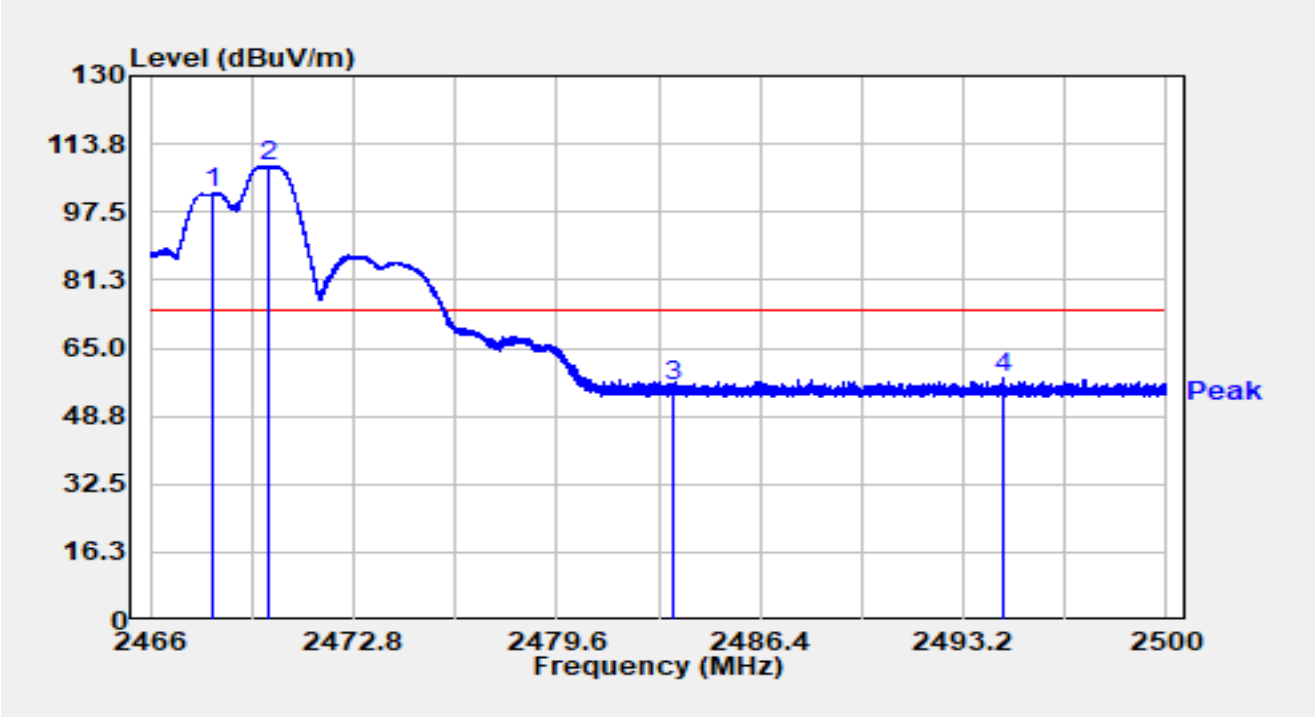

No	Mark	Frequency (MHz)	Reading (dBμV)	C.F (dB/m)	Measurement (dBμV/m)	Margin (dB)	Limit (dBμV/m)	Detector
1		2468.091	69.52	32.38	101.89	N/A	N/A	Peak
2		2469.988	76.24	32.38	108.62	N/A	N/A	Peak
3		2483.500	23.40	32.38	55.78	-18.22	74.00	Peak
4	*	2494.567	25.74	32.39	58.12	-15.88	74.00	Peak

Notes:

1. " *", means this data is the worst emission level.

2. C.F (dB/m) = Antenna Factor (dB/m) + Cable Loss (dB).

3. Measurement (dBμV/m) = Reading (dBμV) + C.F (dB/m).

Site	WZ-AC2	Test Date	2024-06-28
Test Engineer	Ajin Fan	Temy	24.1°C/46.7%
Factor	BBHA 9120D_1457_1-18GHz	Polarity	Horizontal
EUT	ACCESS POINT	Test Voltage	120V/60Hz
Test Mode	Transmit at Ant 14 2468MHz Ant 72470MHz		

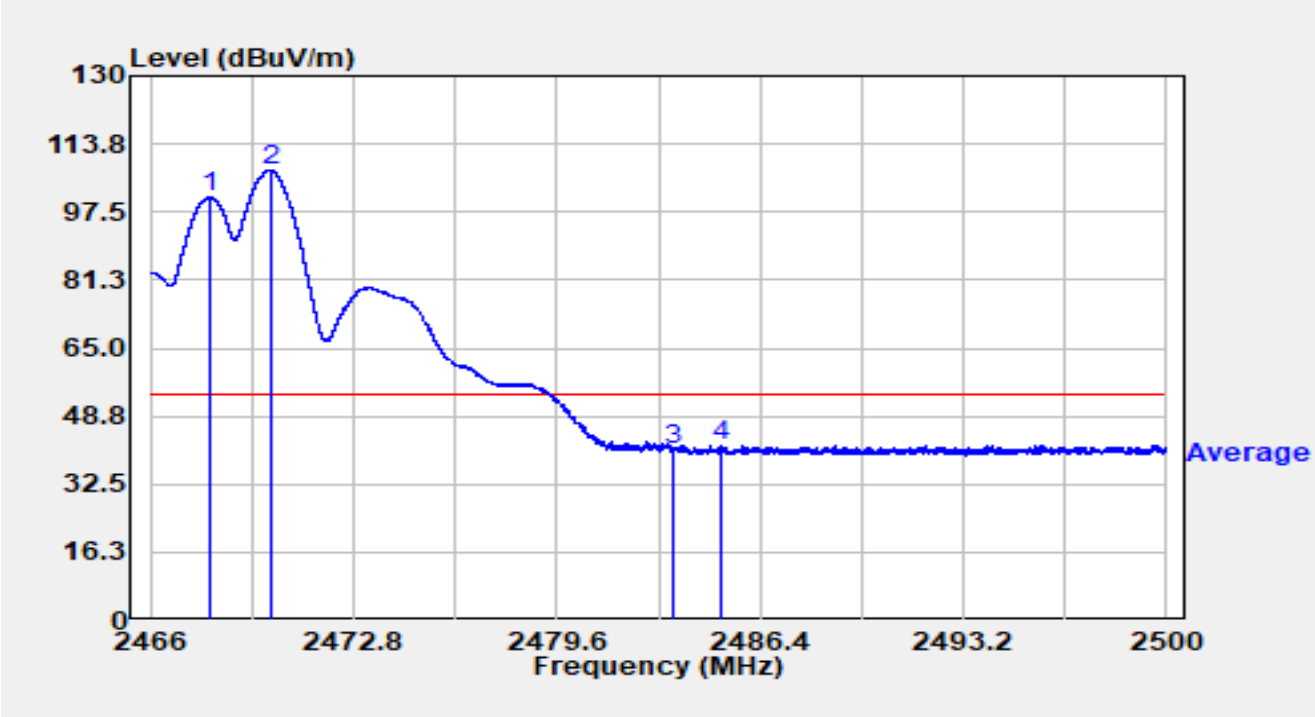

No	Mark	Frequency (MHz)	Reading (dBμV)	C.F (dB/m)	Measurement (dBμV/m)	Margin (dB)	Limit (dBμV/m)	Detector
1		2468.010	68.66	32.37	101.03	N/A	N/A	Average
2		2470.002	75.00	32.38	107.38	N/A	N/A	Average
3		2483.500	8.39	32.38	40.78	-13.22	54.00	Average
4	*	2485.054	9.55	32.38	41.93	-12.07	54.00	Average

Notes:

1. " *", means this data is the worst emission level.

2. C.F (dB/m) = Antenna Factor (dB/m) + Cable Loss (dB).

3. Measurement (dBμV/m) = Reading (dBμV) + C.F (dB/m).

Site	WZ-AC2	Test Date	2024-06-28
Test Engineer	Ajin Fan	Temy	24.1°C/46.7%
Factor	BBHA 9120D_1457_1-18GHz	Polarity	Vertical
EUT	ACCESS POINT	Test Voltage	120V/60Hz
Test Mode	Transmit at Ant 14 2468MHz Ant 72470MHz		

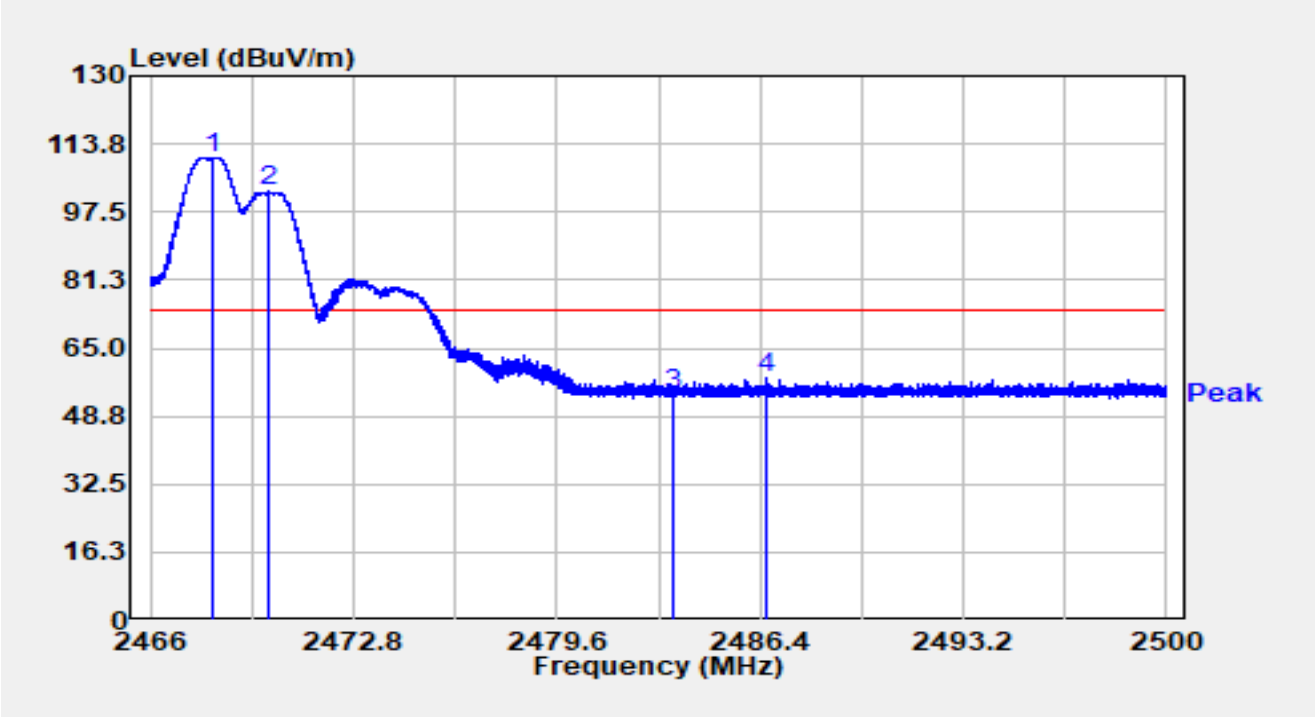

No	Mark	Frequency (MHz)	Reading (dBμV)	C.F (dB/m)	Measurement (dBμV/m)	Margin (dB)	Limit (dBμV/m)	Detector
1		2468.071	78.12	32.37	110.50	N/A	N/A	Peak
2		2469.958	70.09	32.38	102.47	N/A	N/A	Peak
3		2483.500	21.56	32.38	53.95	-20.05	74.00	Peak
4	*	2486.635	25.34	32.38	57.72	-16.28	74.00	Peak

Notes:

1. " *", means this data is the worst emission level.

2. C.F (dB/m) = Antenna Factor (dB/m) + Cable Loss (dB).

3. Measurement (dBμV/m) = Reading (dBμV) + C.F (dB/m).

Site	WZ-AC2	Test Date	2024-06-28
Test Engineer	Ajin Fan	Temy	24.1°C/46.7%
Factor	BBHA 9120D_1457_1-18GHz	Polarity	Vertical
EUT	ACCESS POINT	Test Voltage	120V/60Hz
Test Mode	Transmit at Ant 14 2468MHz Ant 72470MHz		

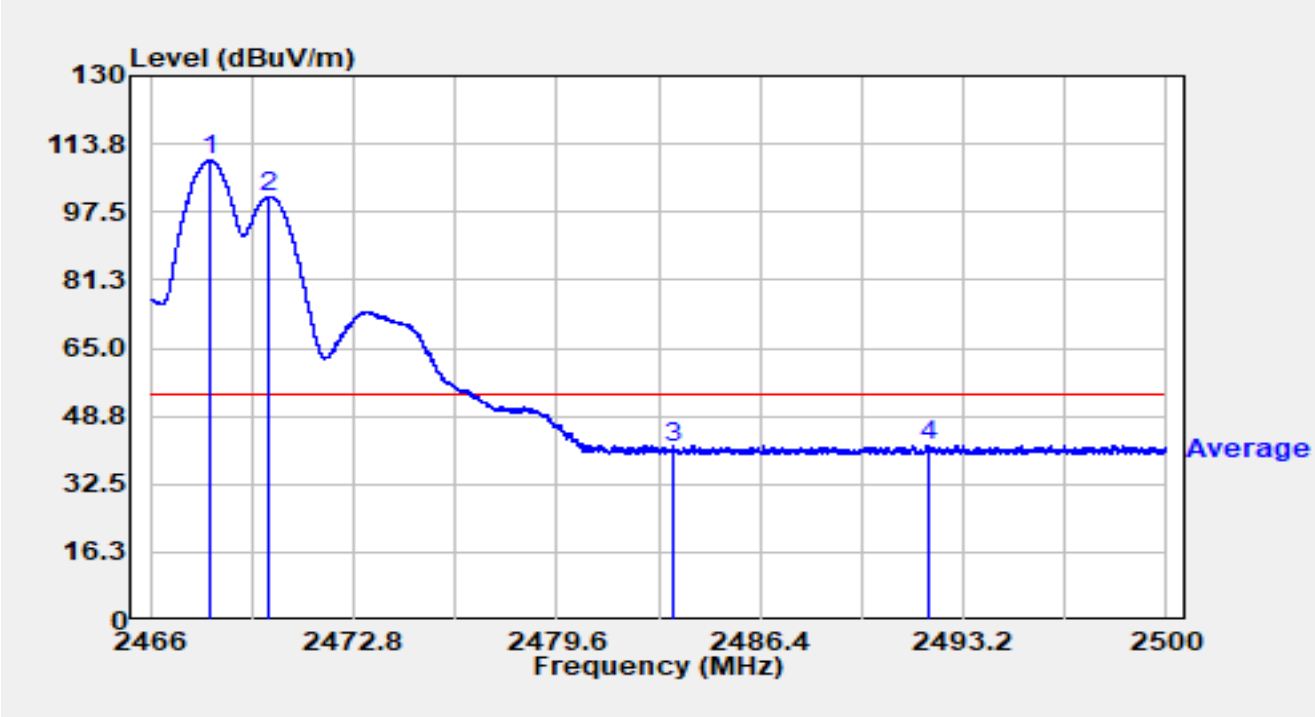

No	Mark	Frequency (MHz)	Reading (dBμV)	C.F (dB/m)	Measurement (dBμV/m)	Margin (dB)	Limit (dBμV/m)	Detector
1		2467.992	77.42	32.37	109.80	N/A	N/A	Average
2		2469.968	68.84	32.38	101.22	N/A	N/A	Average
3		2483.500	8.75	32.38	41.13	-12.87	54.00	Average
4	*	2492.013	9.35	32.38	41.73	-12.27	54.00	Average

Notes:

1. " *", means this data is the worst emission level.

2. C.F (dB/m) = Antenna Factor (dB/m) + Cable Loss (dB).

3. Measurement (dBμV/m) = Reading (dBμV) + C.F (dB/m).

Site	WZ-AC2	Test Date	2024-06-28
Test Engineer	Ajin Fan	Temy	24.1°C/46.7%
Factor	BBHA 9120D_1457_1-18GHz	Polarity	Horizontal
EUT	ACCESS POINT	Test Voltage	120V/60Hz
Test Mode	Transmit at Ant 14 2468MHz Ant 72472MHz		

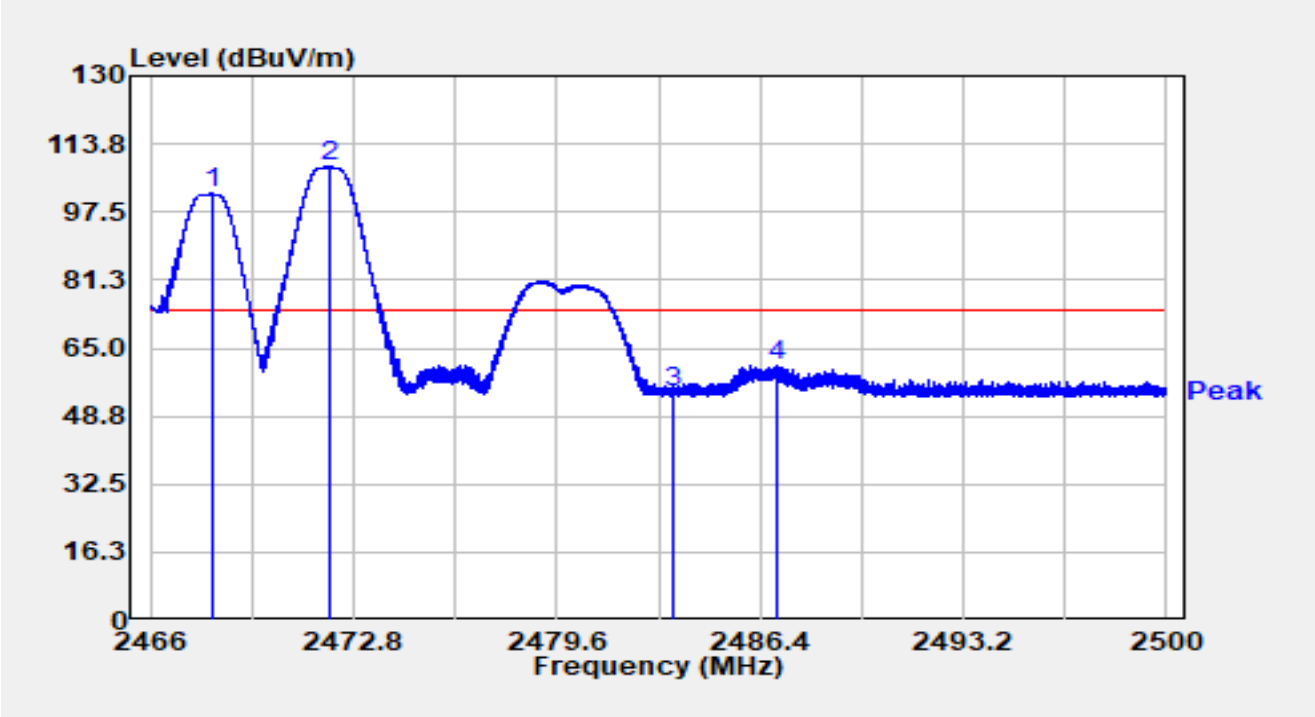

No	Mark	Frequency (MHz)	Reading (dBμV)	C.F (dB/m)	Measurement (dBμV/m)	Margin (dB)	Limit (dBμV/m)	Detector
1		2468.115	69.44	32.38	101.82	N/A	N/A	Peak
2		2472.035	76.08	32.38	108.47	N/A	N/A	Peak
3		2483.500	21.96	32.38	54.35	-19.65	74.00	Peak
4	*	2486.930	28.31	32.38	60.69	-13.31	74.00	Peak

Notes:

1. " *", means this data is the worst emission level.

2. C.F (dB/m) = Antenna Factor (dB/m) + Cable Loss (dB).

3. Measurement (dBμV/m) = Reading (dBμV) + C.F (dB/m).

Site	WZ-AC2	Test Date	2024-06-28
Test Engineer	Ajin Fan	Temy	24.1°C/46.7%
Factor	BBHA 9120D_1457_1-18GHz	Polarity	Horizontal
EUT	ACCESS POINT	Test Voltage	120V/60Hz
Test Mode	Transmit at Ant 14 2468MHz Ant 72472MHz		

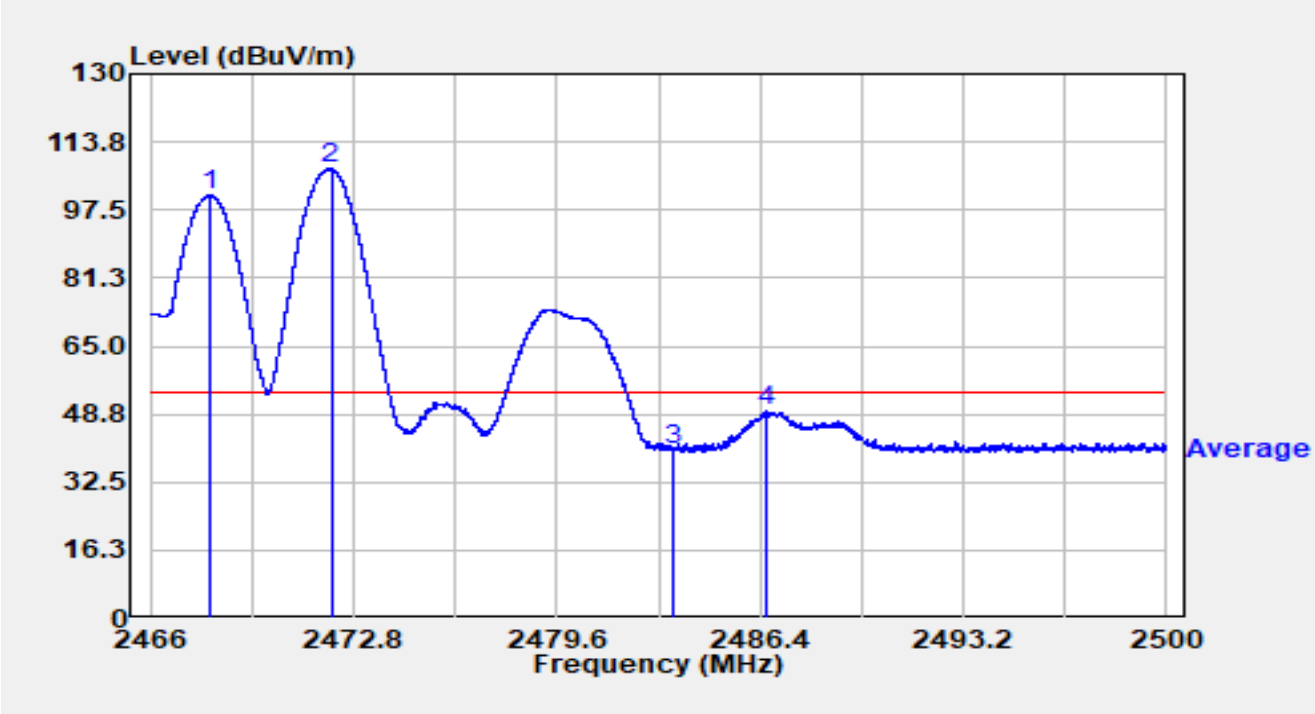

No	Mark	Frequency (MHz)	Reading (dBμV)	C.F (dB/m)	Measurement (dBμV/m)	Margin (dB)	Limit (dBμV/m)	Detector
1		2467.986	68.66	32.37	101.03	N/A	N/A	Average
2		2472.045	74.93	32.38	107.31	N/A	N/A	Average
3		2483.500	8.00	32.38	40.38	-13.62	54.00	Average
4	*	2486.583	16.97	32.38	49.35	-4.65	54.00	Average

Notes:

1. " *", means this data is the worst emission level.

2. C.F (dB/m) = Antenna Factor (dB/m) + Cable Loss (dB).

3. Measurement (dBμV/m) = Reading (dBμV) + C.F (dB/m).

Site	WZ-AC2	Test Date	2024-06-28
Test Engineer	Ajin Fan	Temy	24.1°C/46.7%
Factor	BBHA 9120D_1457_1-18GHz	Polarity	Vertical
EUT	ACCESS POINT	Test Voltage	120V/60Hz
Test Mode	Transmit at Ant 14 2468MHz Ant 72472MHz		

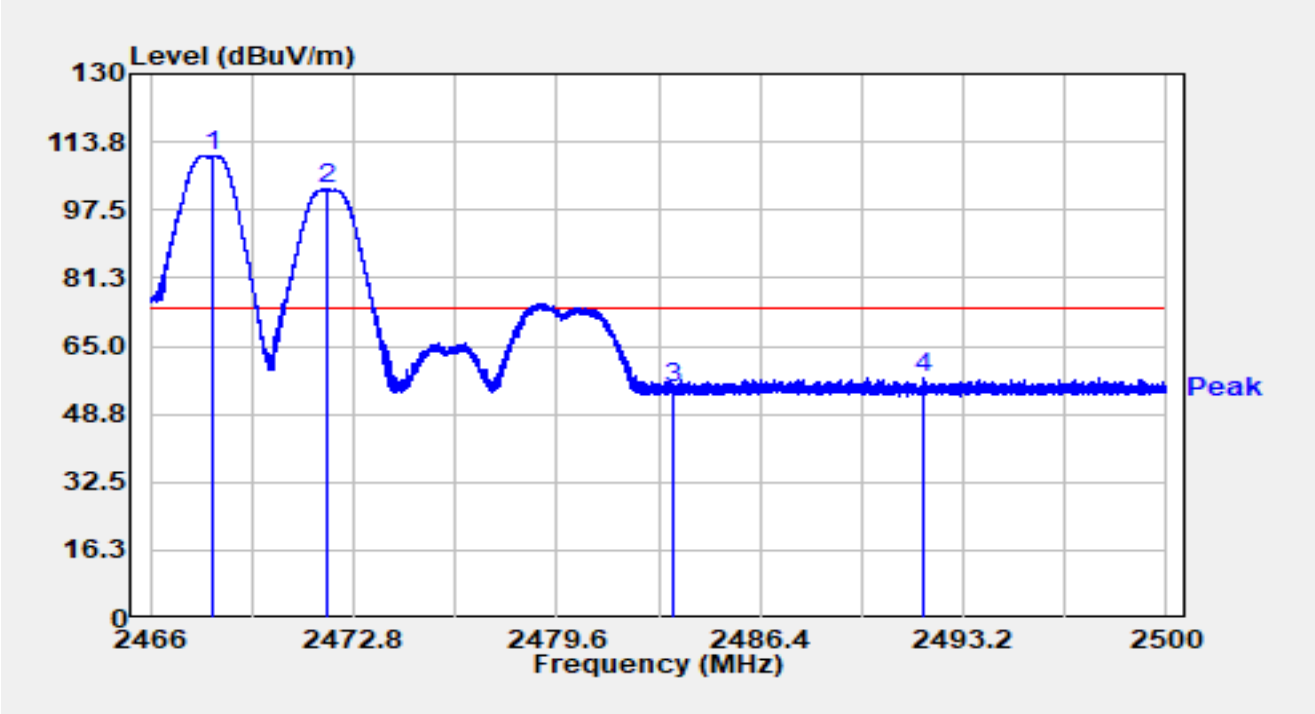

No	Mark	Frequency (MHz)	Reading (dBμV)	C.F (dB/m)	Measurement (dBμV/m)	Margin (dB)	Limit (dBμV/m)	Detector
1		2468.101	78.08	32.38	110.45	N/A	N/A	Peak
2		2471.950	70.26	32.38	102.64	N/A	N/A	Peak
3		2483.500	22.65	32.38	55.04	-18.96	74.00	Peak
4	*	2491.888	25.08	32.38	57.46	-16.54	74.00	Peak

Notes:

1. " *", means this data is the worst emission level.

2. C.F (dB/m) = Antenna Factor (dB/m) + Cable Loss (dB).

3. Measurement (dBμV/m) = Reading (dBμV) + C.F (dB/m).

Site	WZ-AC2	Test Date	2024-06-28
Test Engineer	Ajin Fan	Temy	24.1°C/46.7%
Factor	BBHA 9120D_1457_1-18GHz	Polarity	Vertical
EUT	ACCESS POINT	Test Voltage	120V/60Hz
Test Mode	Transmit at Ant 14 2468MHz Ant 72472MHz		

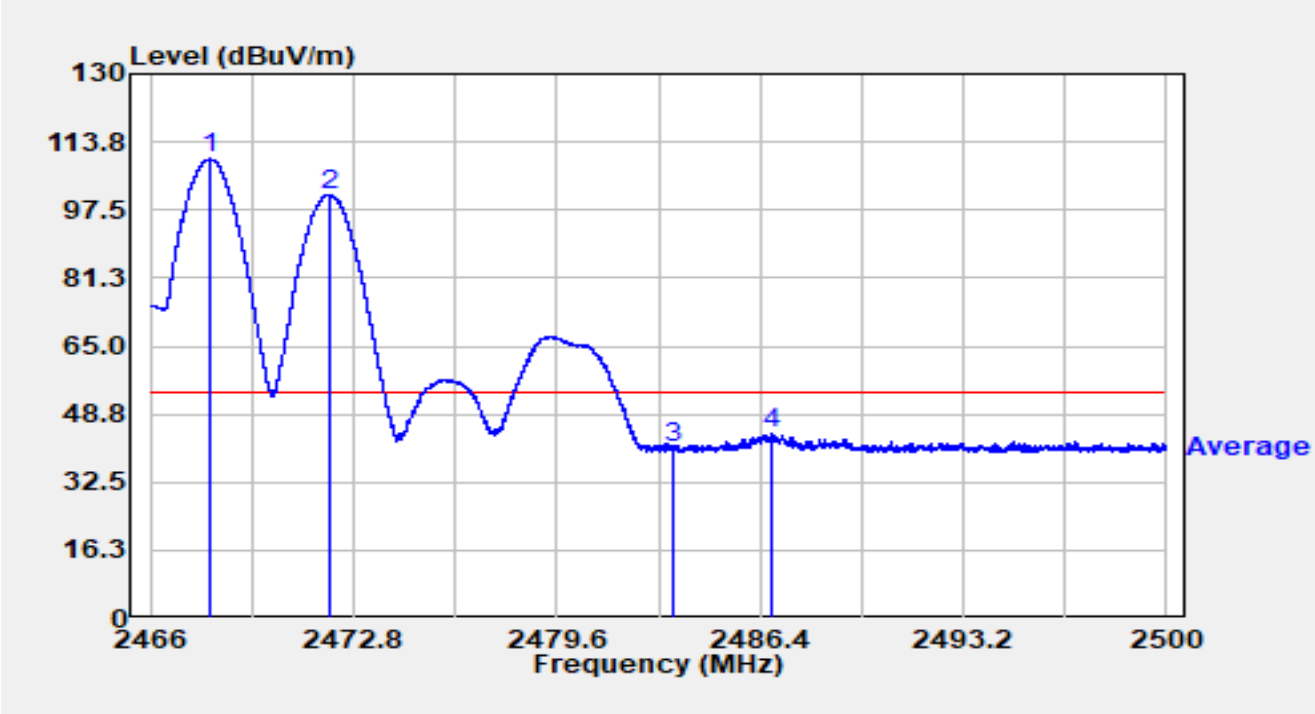

No	Mark	Frequency (MHz)	Reading (dBµV)	C.F (dB/m)	Measurement (dBµV/m)	Margin (dB)	Limit (dBµV/m)	Detector
1		2467.999	77.28	32.37	109.65	N/A	N/A	Average
2		2472.025	68.84	32.38	101.22	N/A	N/A	Average
3		2483.500	8.17	32.38	40.55	-13.45	54.00	Average
4	*	2486.784	11.72	32.38	44.10	-9.90	54.00	Average

Notes:

1. " *", means this data is the worst emission level.
2. C.F (dB/m) = Antenna Factor (dB/m) + Cable Loss (dB).
3. Measurement (dBµV/m) = Reading (dBµV) + C.F (dB/m).

Site	WZ-AC2	Test Date	2024-06-28
Test Engineer	Frank Xue	Temy	24.1°C/46.7%
Factor	BBHA 9120D_1457_1-18GHz	Polarity	Horizontal
EUT	ACCESS POINT	Test Voltage	120V/60Hz
Test Mode	Transmit at Ant 14 2468MHz Ant 72474MHz		

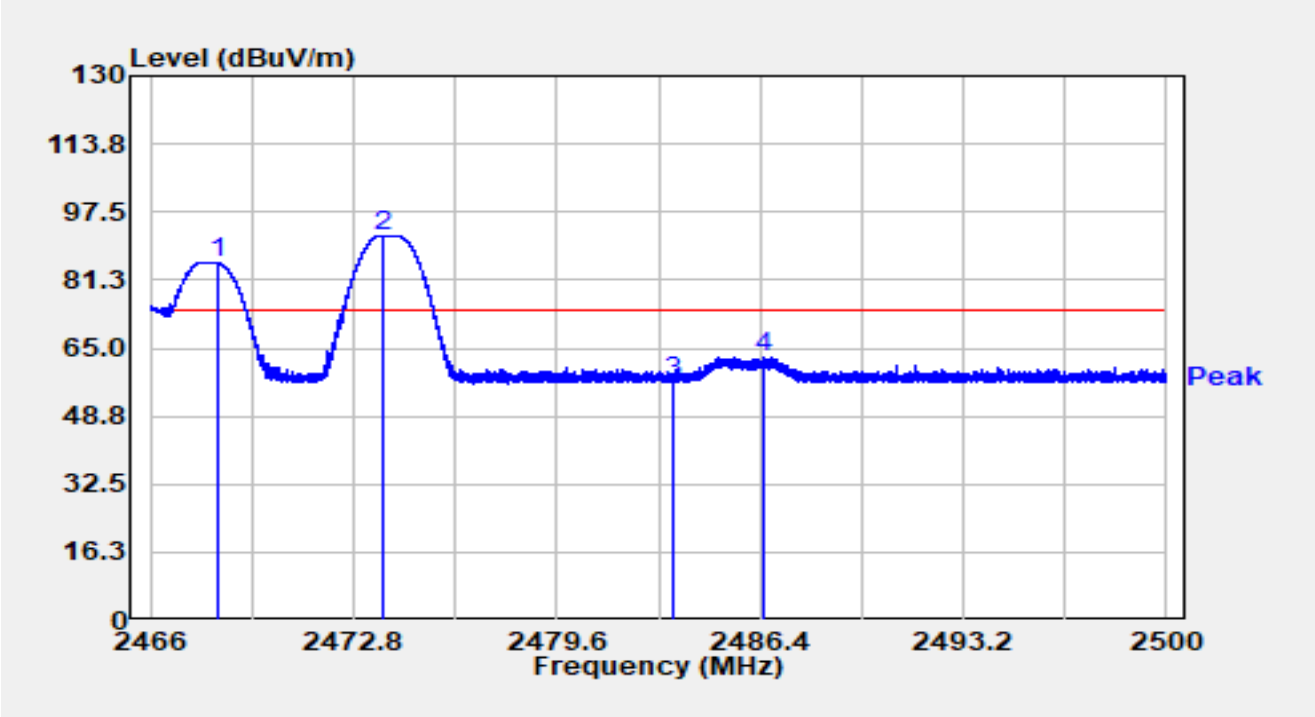

No	Mark	Frequency (MHz)	Reading (dBμV)	C.F (dB/m)	Measurement (dBμV/m)	Margin (dB)	Limit (dBμV/m)	Detector
1		2468.240	53.16	32.38	85.54	N/A	N/A	Peak
2		2473.742	59.59	32.39	91.98	N/A	N/A	Peak
3		2483.500	24.59	32.38	56.97	-17.03	74.00	Peak
4	*	2486.499	30.29	32.38	62.67	-11.33	74.00	Peak

Notes:

1. " *", means this data is the worst emission level.

2. C.F (dB/m) = Antenna Factor (dB/m) + Cable Loss (dB).

3. Measurement (dBμV/m) = Reading (dBμV) + C.F (dB/m).

Site	WZ-AC2	Test Date	2024-06-28
Test Engineer	Frank Xue	Temy	24.1°C/46.7%
Factor	BBHA 9120D_1457_1-18GHz	Polarity	Horizontal
EUT	ACCESS POINT	Test Voltage	120V/60Hz
Test Mode	Transmit at Ant 14 2468MHz Ant 72474MHz		

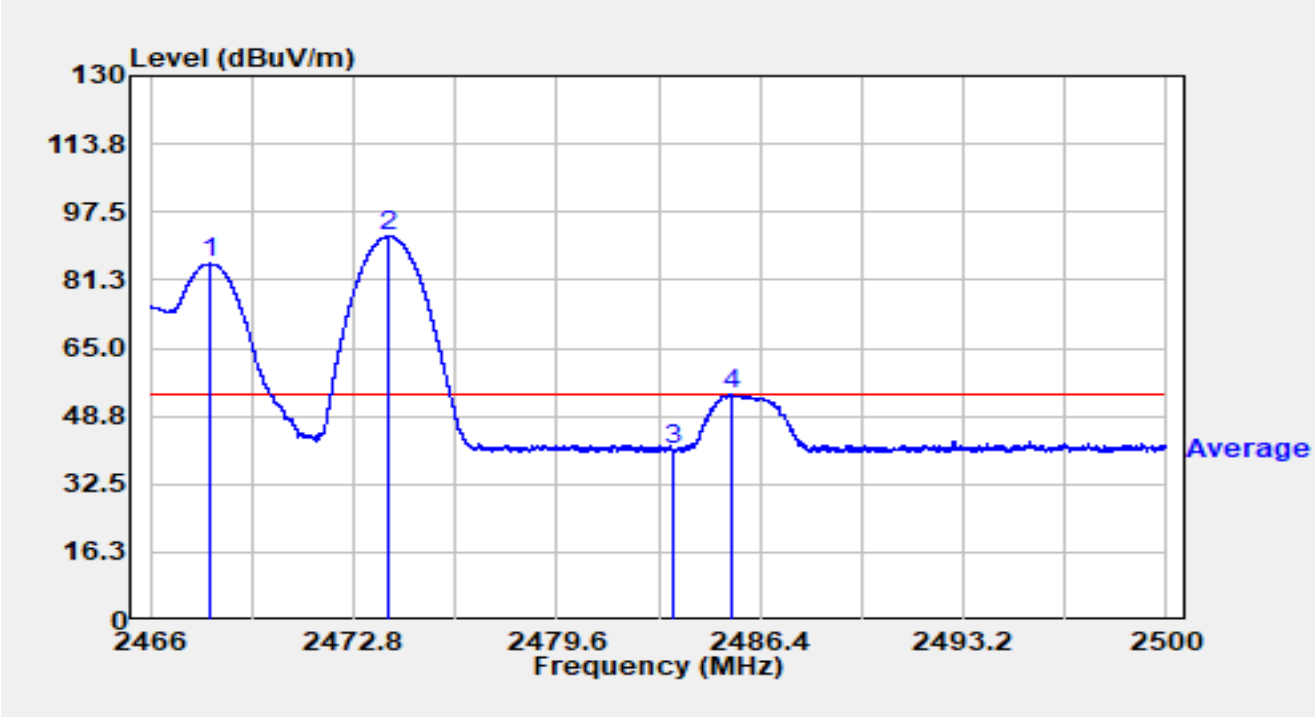

No	Mark	Frequency (MHz)	Reading (dBμV)	C.F (dB/m)	Measurement (dBμV/m)	Margin (dB)	Limit (dBμV/m)	Detector
1		2467.972	52.75	32.37	85.13	N/A	N/A	Average
2		2473.987	59.35	32.39	91.73	N/A	N/A	Average
3		2483.500	8.14	32.38	40.52	-13.48	54.00	Average
4	*	2485.434	21.40	32.38	53.79	-0.21	54.00	Average

Notes:

1. " *", means this data is the worst emission level.

2. C.F (dB/m) = Antenna Factor (dB/m) + Cable Loss (dB).

3. Measurement (dBμV/m) = Reading (dBμV) + C.F (dB/m).

Site	WZ-AC2	Test Date	2024-06-28
Test Engineer	Frank Xue	Temy	24.1°C/46.7%
Factor	BBHA 9120D_1457_1-18GHz	Polarity	Vertical
EUT	ACCESS POINT	Test Voltage	120V/60Hz
Test Mode	Transmit at Ant 14 2468MHz Ant 72474MHz		

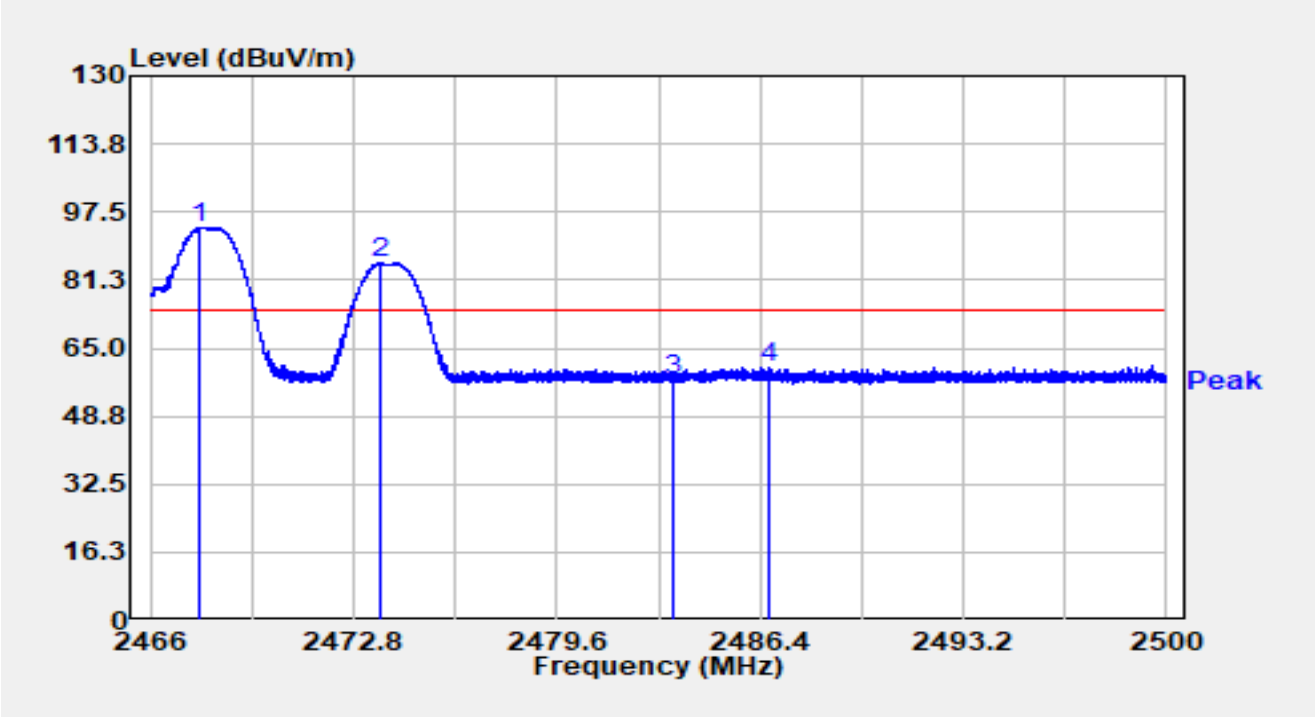

No	Mark	Frequency (MHz)	Reading (dBμV)	C.F (dB/m)	Measurement (dBμV/m)	Margin (dB)	Limit (dBμV/m)	Detector
1		2467.622	61.38	32.37	93.75	N/A	N/A	Peak
2		2473.708	52.85	32.39	85.23	N/A	N/A	Peak
3		2483.500	25.14	32.38	57.52	-16.48	74.00	Peak
4	*	2486.696	27.99	32.38	60.37	-13.63	74.00	Peak

Notes:

1. " *", means this data is the worst emission level.

2. C.F (dB/m) = Antenna Factor (dB/m) + Cable Loss (dB).

3. Measurement (dBμV/m) = Reading (dBμV) + C.F (dB/m).

Site	WZ-AC2	Test Date	2024-06-28
Test Engineer	Frank Xue	Temy	24.1°C/46.7%
Factor	BBHA 9120D_1457_1-18GHz	Polarity	Vertical
EUT	ACCESS POINT	Test Voltage	120V/60Hz
Test Mode	Transmit at Ant 14 2468MHz Ant 72474MHz		

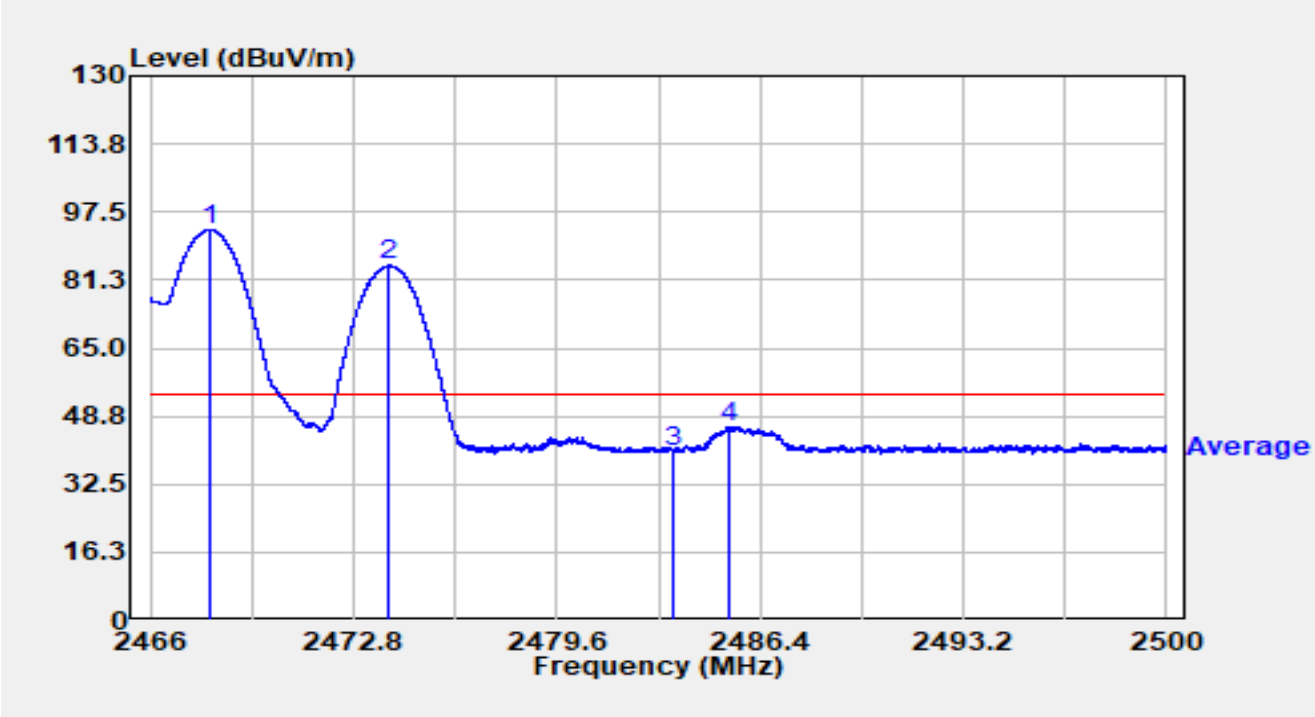

No	Mark	Frequency (MHz)	Reading (dBμV)	C.F (dB/m)	Measurement (dBμV/m)	Margin (dB)	Limit (dBμV/m)	Detector
1		2468.023	60.89	32.37	93.26	N/A	N/A	Average
2		2474.000	52.30	32.39	84.69	N/A	N/A	Average
3		2483.500	7.96	32.38	40.35	-13.65	54.00	Average
4	*	2485.326	13.89	32.38	46.27	-7.73	54.00	Average

Notes:

1. " *", means this data is the worst emission level.

2. C.F (dB/m) = Antenna Factor (dB/m) + Cable Loss (dB).

3. Measurement (dBμV/m) = Reading (dBμV) + C.F (dB/m).

Site	WZ-AC2	Test Date	2024-06-28
Test Engineer	Frank Xue	Temy	24.1°C/46.7%
Factor	BBHA 9120D_1457_1-18GHz	Polarity	Horizontal
EUT	ACCESS POINT	Test Voltage	120V/60Hz
Test Mode	Transmit at Ant 14 2468MHz Ant 72476MHz		

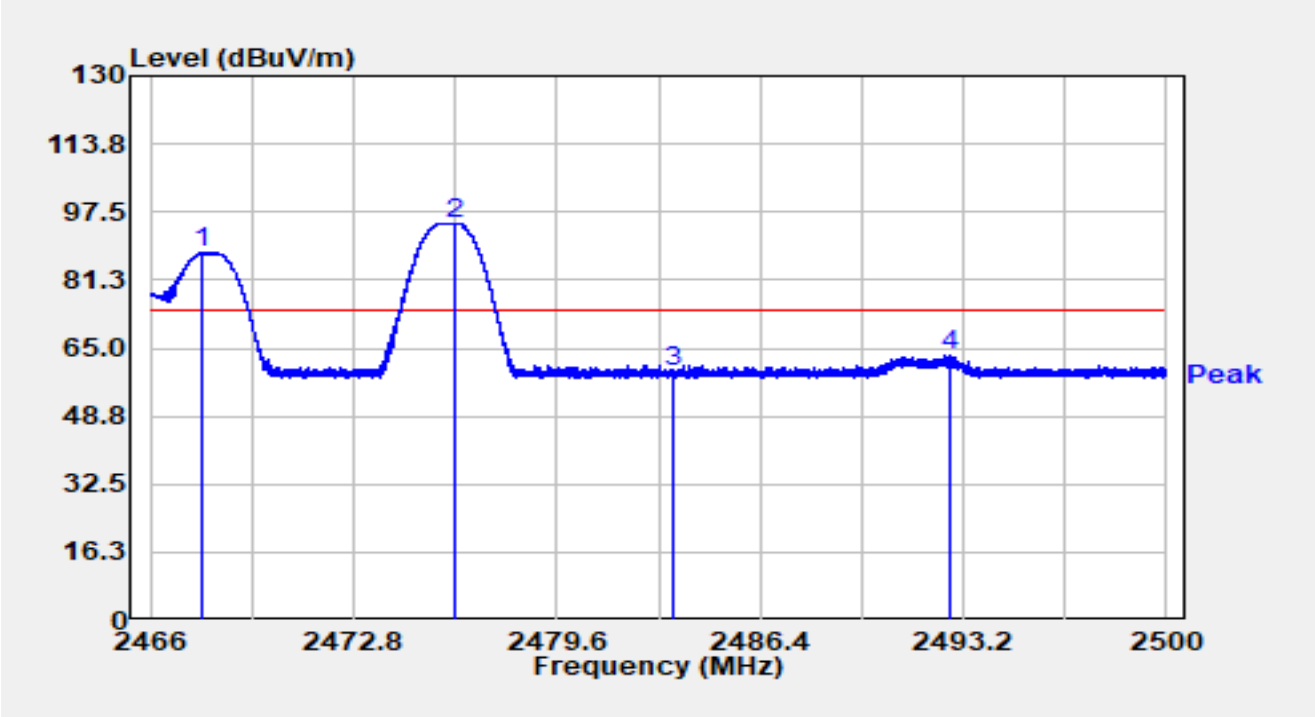

No	Mark	Frequency (MHz)	Reading (dBµV)	C.F (dB/m)	Measurement (dBµV/m)	Margin (dB)	Limit (dBµV/m)	Detector
1		2467.761	55.33	32.37	87.70	N/A	N/A	Peak
2		2476.146	62.52	32.39	94.91	N/A	N/A	Peak
3		2483.500	27.11	32.38	59.50	-14.50	74.00	Peak
4	*	2492.768	31.04	32.38	63.42	-10.58	74.00	Peak

Notes:

1. " *", means this data is the worst emission level.

2. C.F (dB/m) = Antenna Factor (dB/m) + Cable Loss (dB).

3. Measurement (dBµV/m) = Reading (dBµV) + C.F (dB/m).

Site	WZ-AC2	Test Date	2024-06-28
Test Engineer	Frank Xue	Temy	24.1°C/46.7%
Factor	BBHA 9120D_1457_1-18GHz	Polarity	Horizontal
EUT	ACCESS POINT	Test Voltage	120V/60Hz
Test Mode	Transmit at Ant 14 2468MHz Ant 72476MHz		

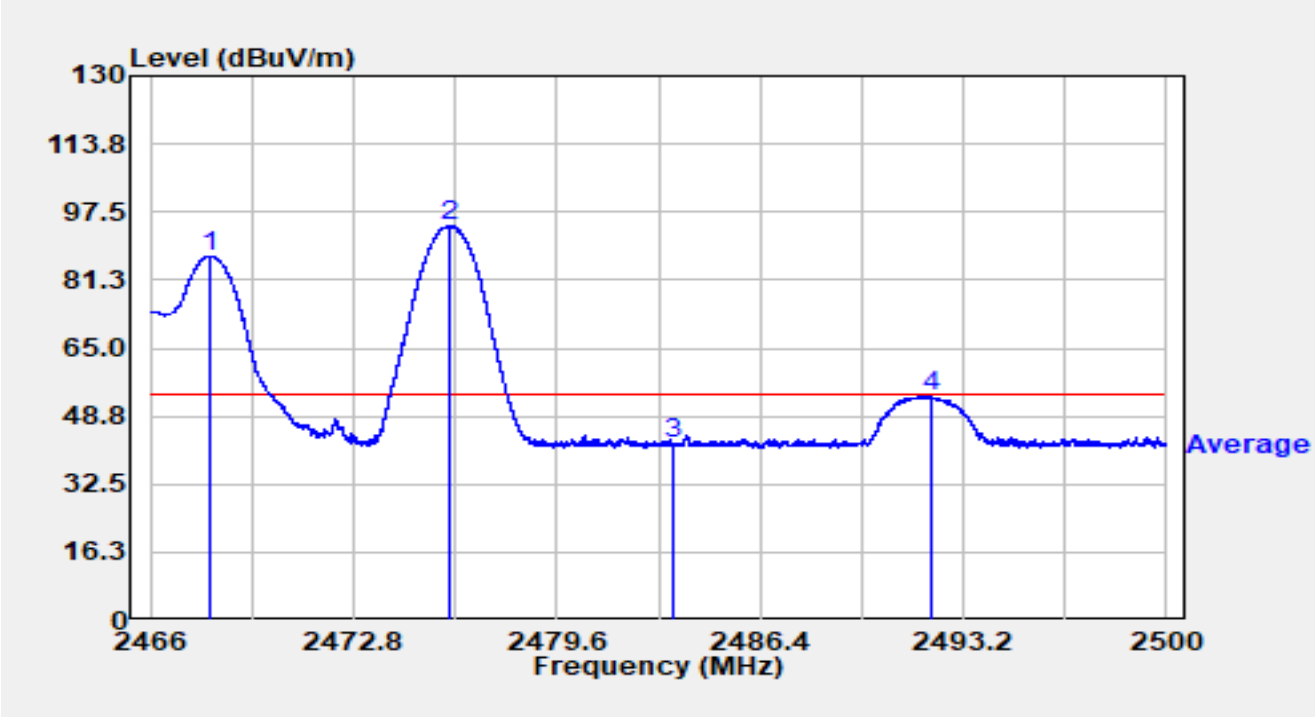

No	Mark	Frequency (MHz)	Reading (dBμV)	C.F (dB/m)	Measurement (dBμV/m)	Margin (dB)	Limit (dBμV/m)	Detector
1		2468.013	54.59	32.37	86.97	N/A	N/A	Average
2		2476.006	61.88	32.39	94.26	N/A	N/A	Average
3		2483.500	9.74	32.38	42.12	-11.88	54.00	Average
4	*	2492.098	21.02	32.38	53.40	-0.60	54.00	Average

Notes:

1. " *", means this data is the worst emission level.

2. C.F (dB/m) = Antenna Factor (dB/m) + Cable Loss (dB).

3. Measurement (dBμV/m) = Reading (dBμV) + C.F (dB/m).

Site	WZ-AC2	Test Date	2024-06-28
Test Engineer	Frank Xue	Temy	24.1°C/46.7%
Factor	BBHA 9120D_1457_1-18GHz	Polarity	Vertical
EUT	ACCESS POINT	Test Voltage	120V/60Hz
Test Mode	Transmit at Ant 14 2468MHz Ant 72476MHz		

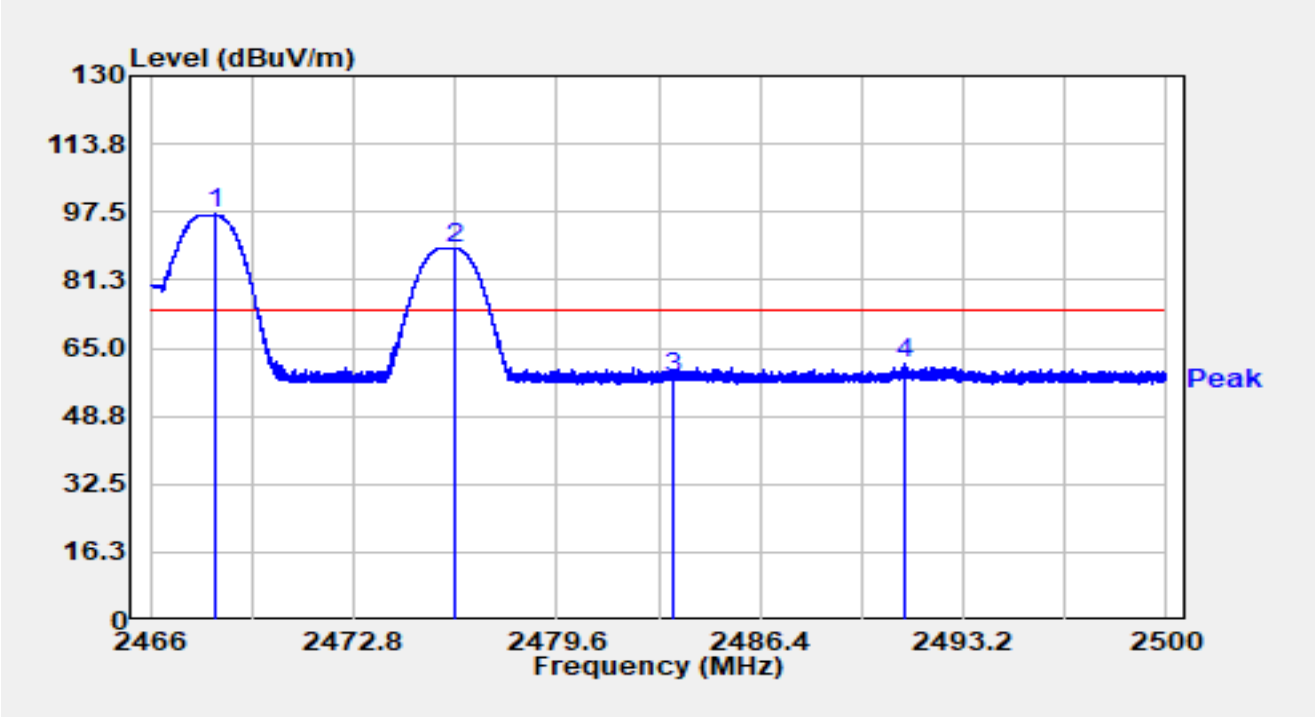

No	Mark	Frequency (MHz)	Reading (dBμV)	C.F (dB/m)	Measurement (dBμV/m)	Margin (dB)	Limit (dBμV/m)	Detector
1		2468.179	64.51	32.38	96.89	N/A	N/A	Peak
2		2476.190	56.62	32.39	89.00	N/A	N/A	Peak
3		2483.500	25.57	32.38	57.95	-16.05	74.00	Peak
4	*	2491.221	28.79	32.38	61.16	-12.84	74.00	Peak

Notes:

1. " *", means this data is the worst emission level.

2. C.F (dB/m) = Antenna Factor (dB/m) + Cable Loss (dB).

3. Measurement (dBμV/m) = Reading (dBμV) + C.F (dB/m).

Site	WZ-AC2	Test Date	2024-06-28
Test Engineer	Frank Xue	Temy	24.1°C/46.7%
Factor	BBHA 9120D_1457_1-18GHz	Polarity	Vertical
EUT	ACCESS POINT	Test Voltage	120V/60Hz
Test Mode	Transmit at Ant 14 2468MHz Ant 72476MHz		

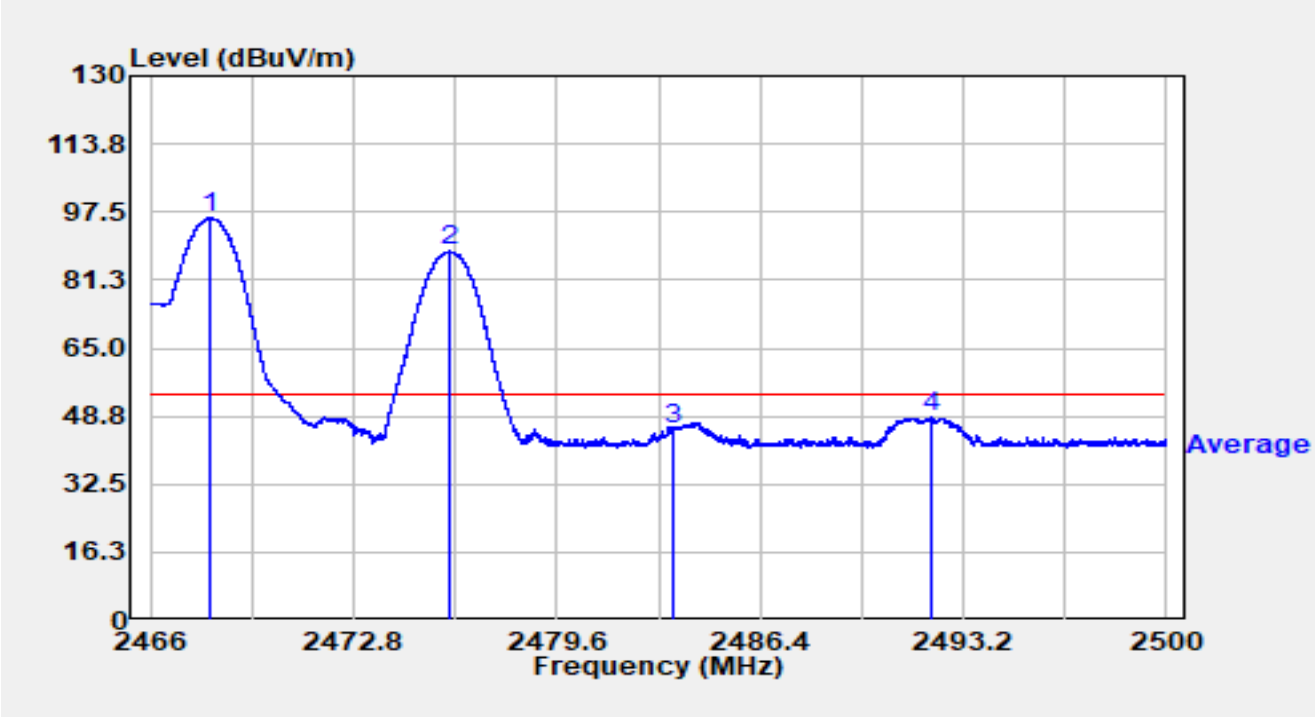

No	Mark	Frequency (MHz)	Reading (dBμV)	C.F (dB/m)	Measurement (dBμV/m)	Margin (dB)	Limit (dBμV/m)	Detector
1		2468.020	63.73	32.37	96.11	N/A	N/A	Average
2		2476.037	55.67	32.39	88.06	N/A	N/A	Average
3		2483.500	13.22	32.38	45.60	-8.40	54.00	Average
4	*	2492.139	16.25	32.38	48.63	-5.37	54.00	Average

Notes:

1. " *", means this data is the worst emission level.

2. C.F (dB/m) = Antenna Factor (dB/m) + Cable Loss (dB).

3. Measurement (dBμV/m) = Reading (dBμV) + C.F (dB/m).

Site	WZ-AC2	Test Date	2024-06-28
Test Engineer	Frank Xue	Temy	24.1°C/46.7%
Factor	BBHA 9120D_1457_1-18GHz	Polarity	Horizontal
EUT	ACCESS POINT	Test Voltage	120V/60Hz
Test Mode	Transmit at Ant 14 2468MHz Ant 72478MHz		

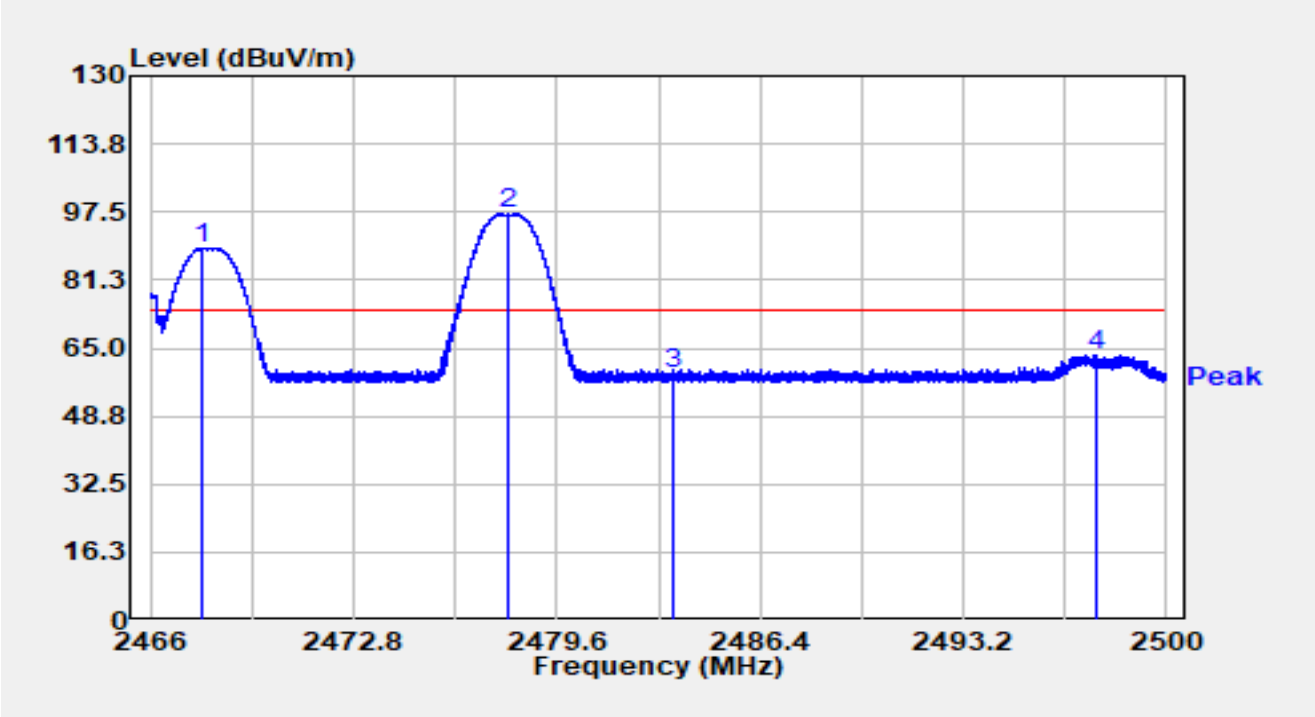

No	Mark	Frequency (MHz)	Reading (dBμV)	C.F (dB/m)	Measurement (dBμV/m)	Margin (dB)	Limit (dBμV/m)	Detector
1		2467.754	56.51	32.37	88.89	N/A	N/A	Peak
2		2477.951	64.57	32.38	96.95	N/A	N/A	Peak
3		2483.500	26.54	32.38	58.92	-15.08	74.00	Peak
4	*	2497.617	30.91	32.40	63.31	-10.69	74.00	Peak

Notes:

1. " *", means this data is the worst emission level.

2. C.F (dB/m) = Antenna Factor (dB/m) + Cable Loss (dB).

3. Measurement (dBμV/m) = Reading (dBμV) + C.F (dB/m).

Site	WZ-AC2	Test Date	2024-06-28
Test Engineer	Frank Xue	Temy	24.1°C/46.7%
Factor	BBHA 9120D_1457_1-18GHz	Polarity	Horizontal
EUT	ACCESS POINT	Test Voltage	120V/60Hz
Test Mode	Transmit at Ant 14 2468MHz Ant 72478MHz		

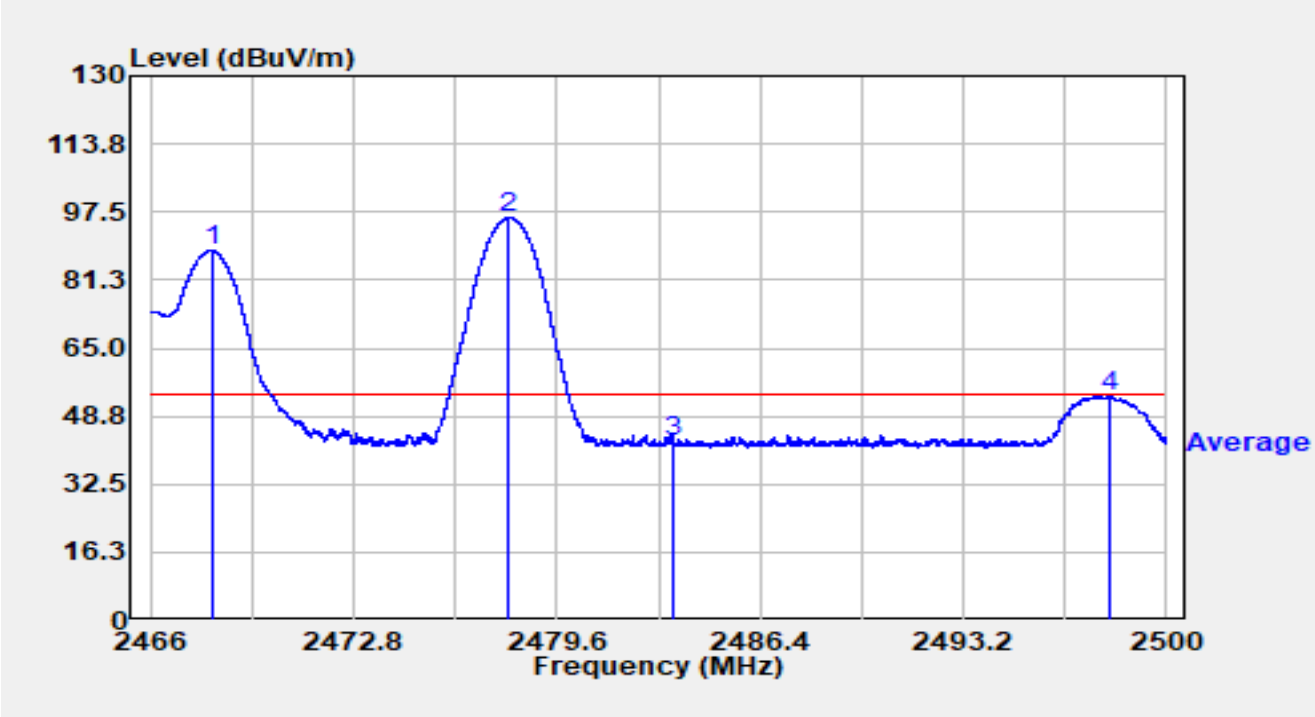

No	Mark	Frequency (MHz)	Reading (dBμV)	C.F (dB/m)	Measurement (dBμV/m)	Margin (dB)	Limit (dBμV/m)	Detector
1		2468.111	55.80	32.38	88.18	N/A	N/A	Average
2		2477.988	63.70	32.38	96.08	N/A	N/A	Average
3		2483.500	10.47	32.38	42.86	-11.14	54.00	Average
4	*	2498.110	21.26	32.40	53.66	-0.34	54.00	Average

Notes:

1. " *", means this data is the worst emission level.

2. C.F (dB/m) = Antenna Factor (dB/m) + Cable Loss (dB).

3. Measurement (dBμV/m) = Reading (dBμV) + C.F (dB/m).

Site	WZ-AC2	Test Date	2024-06-28
Test Engineer	Frank Xue	Temy	24.1°C/46.7%
Factor	BBHA 9120D_1457_1-18GHz	Polarity	Vertical
EUT	ACCESS POINT	Test Voltage	120V/60Hz
Test Mode	Transmit at Ant 14 2468MHz Ant 72478MHz		

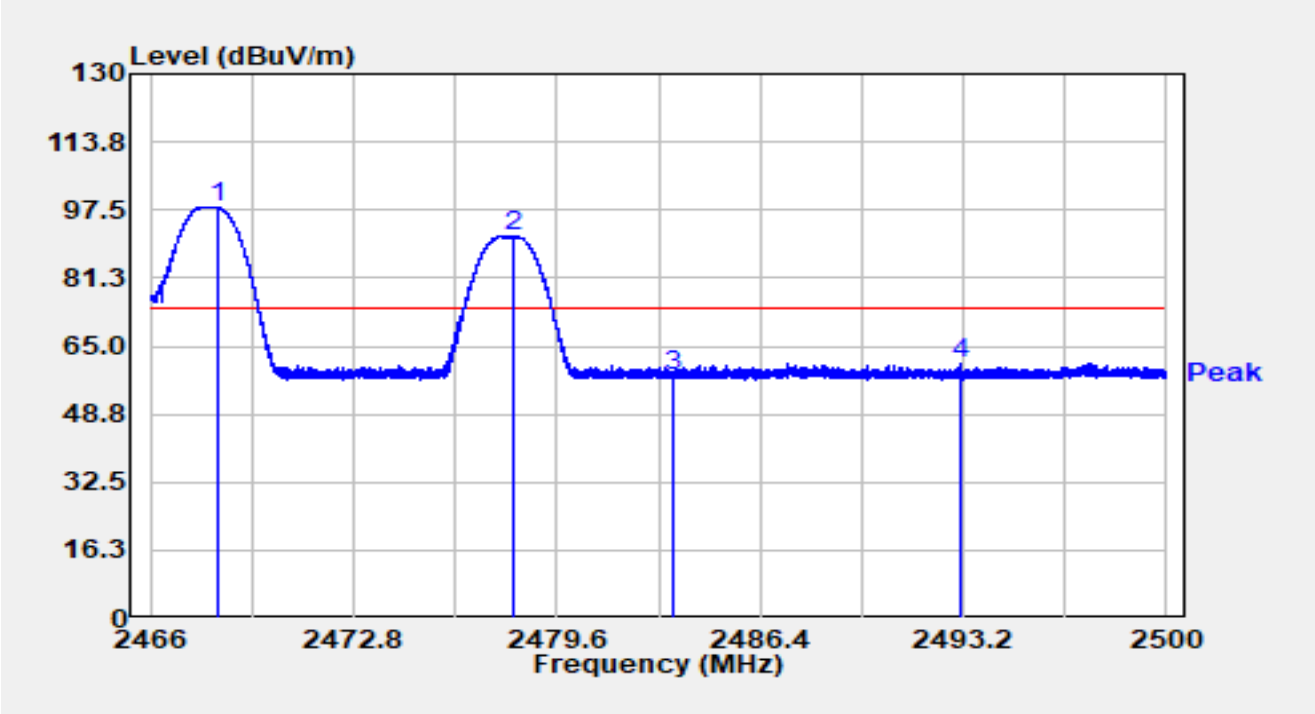

No	Mark	Frequency (MHz)	Reading (dBμV)	C.F (dB/m)	Measurement (dBμV/m)	Margin (dB)	Limit (dBμV/m)	Detector
1		2468.251	65.73	32.38	98.11	N/A	N/A	Peak
2		2478.186	58.84	32.38	91.23	N/A	N/A	Peak
3		2483.500	25.54	32.38	57.93	-16.07	74.00	Peak
4	*	2493.139	28.61	32.38	60.99	-13.01	74.00	Peak

Notes:

1. " *", means this data is the worst emission level.

2. C.F (dB/m) = Antenna Factor (dB/m) + Cable Loss (dB).

3. Measurement (dBμV/m) = Reading (dBμV) + C.F (dB/m).

Site	WZ-AC2	Test Date	2024-06-28
Test Engineer	Frank Xue	Temy	24.1°C/46.7%
Factor	BBHA 9120D_1457_1-18GHz	Polarity	Vertical
EUT	ACCESS POINT	Test Voltage	120V/60Hz
Test Mode	Transmit at Ant 14 2468MHz Ant 72478MHz		

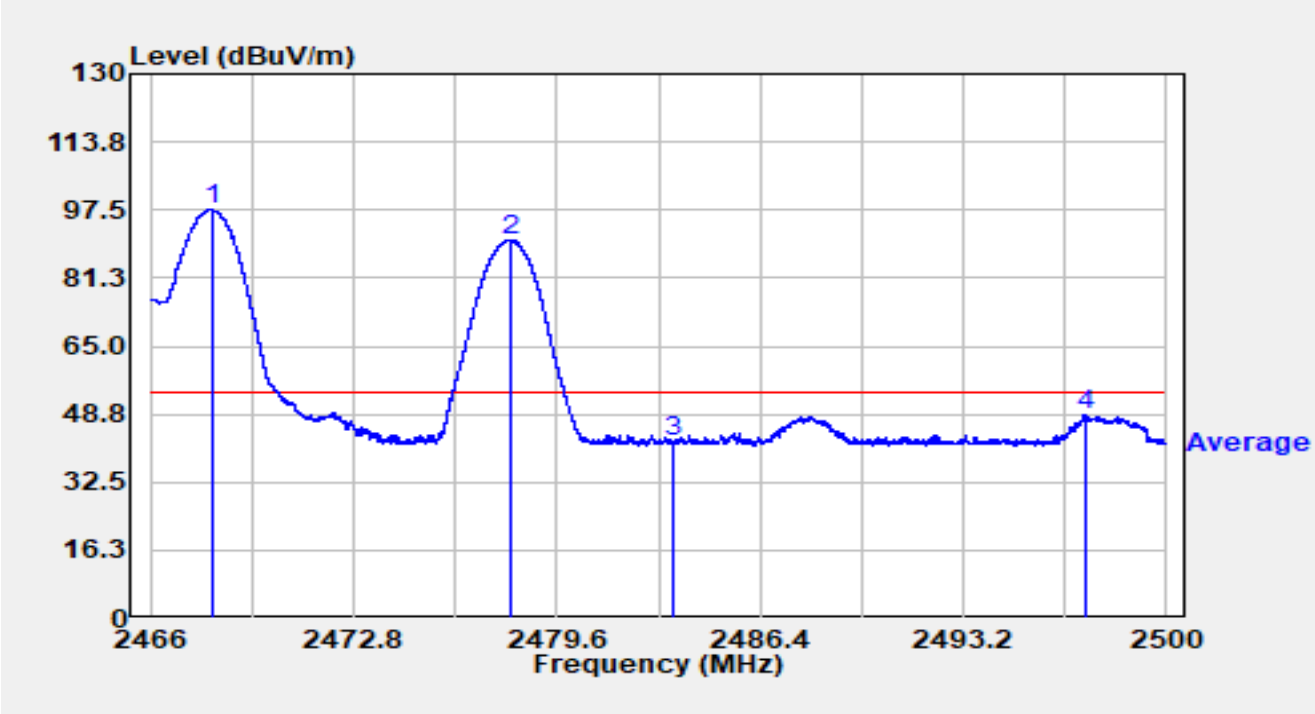

No	Mark	Frequency (MHz)	Reading (dBμV)	C.F (dB/m)	Measurement (dBμV/m)	Margin (dB)	Limit (dBμV/m)	Detector
1		2468.074	65.16	32.37	97.53	N/A	N/A	Average
2		2478.043	58.01	32.38	90.40	N/A	N/A	Average
3		2483.500	9.66	32.38	42.04	-11.96	54.00	Average
4	*	2497.294	16.08	32.40	48.48	-5.52	54.00	Average

Notes:

1. " *", means this data is the worst emission level.

2. C.F (dB/m) = Antenna Factor (dB/m) + Cable Loss (dB).

3. Measurement (dBμV/m) = Reading (dBμV) + C.F (dB/m).

Site	WZ-AC2	Test Date	2024-06-28
Test Engineer	Frank Xue	Temy	24.1°C/46.7%
Factor	BBHA 9120D_1457_1-18GHz	Polarity	Horizontal
EUT	ACCESS POINT	Test Voltage	120V/60Hz
Test Mode	Transmit at Ant 14 2468MHz Ant 72480MHz		

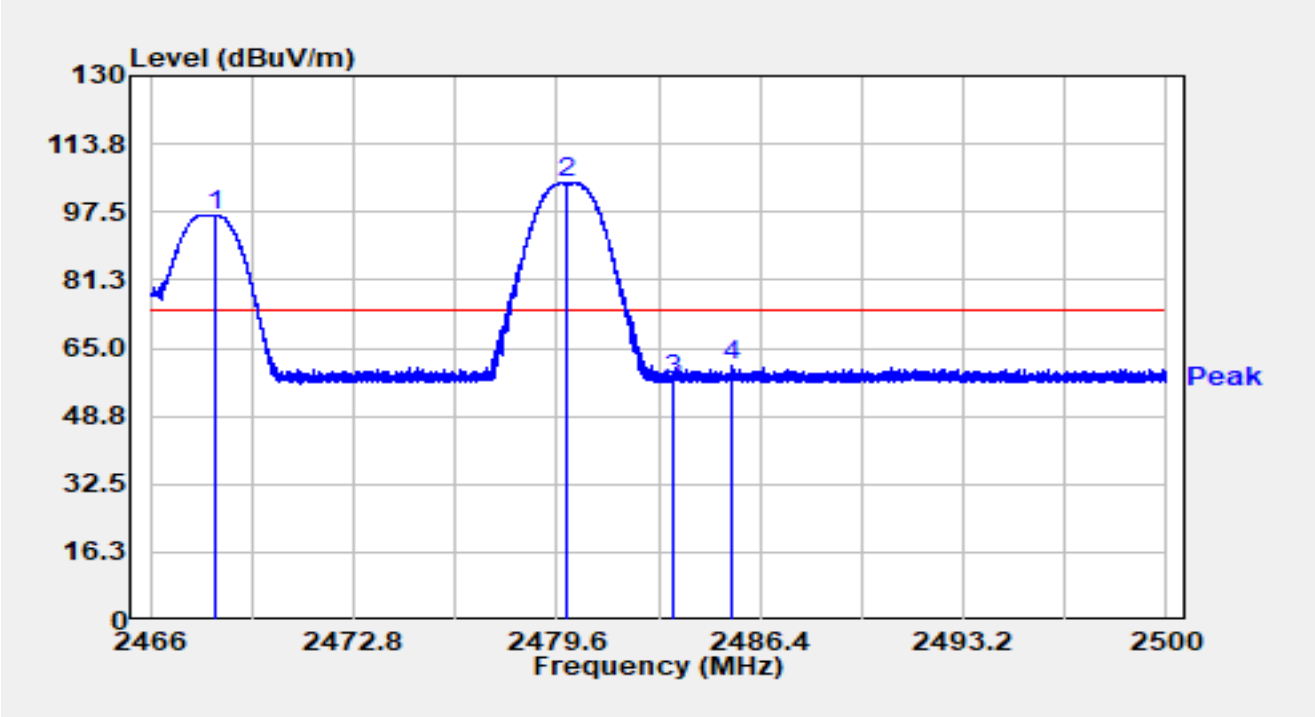

No	Mark	Frequency (MHz)	Reading (dBμV)	C.F (dB/m)	Measurement (dBμV/m)	Margin (dB)	Limit (dBμV/m)	Detector
1		2468.203	64.35	32.38	96.72	N/A	N/A	Peak
2		2479.920	72.10	32.38	104.48	N/A	N/A	Peak
3		2483.500	24.97	32.38	57.35	-16.65	74.00	Peak
4	*	2485.462	28.65	32.38	61.03	-12.97	74.00	Peak

Notes:

1. " *", means this data is the worst emission level.

2. C.F (dB/m) = Antenna Factor (dB/m) + Cable Loss (dB).

3. Measurement (dBμV/m) = Reading (dBμV) + C.F (dB/m).

Site	WZ-AC2	Test Date	2024-06-28
Test Engineer	Frank Xue	Temy	24.1°C/46.7%
Factor	BBHA 9120D_1457_1-18GHz	Polarity	Horizontal
EUT	ACCESS POINT	Test Voltage	120V/60Hz
Test Mode	Transmit at Ant 14 2468MHz Ant 72480MHz		

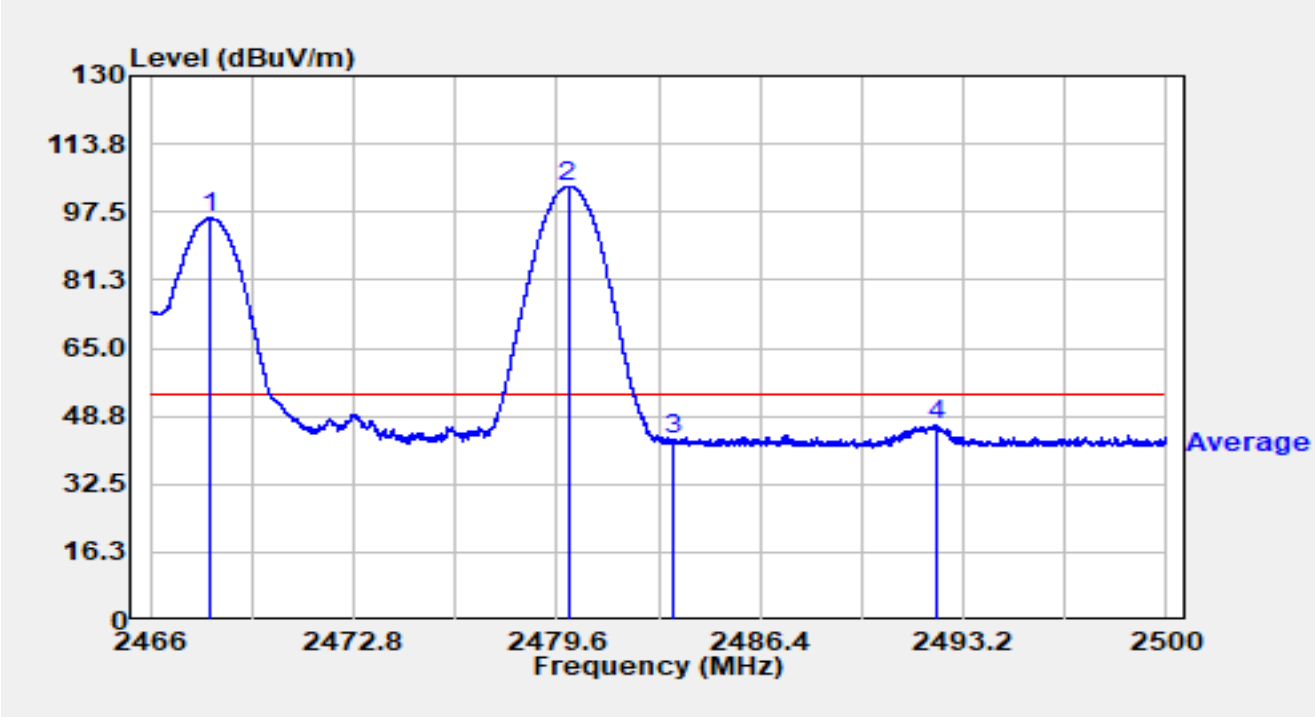

No	Mark	Frequency (MHz)	Reading (dBμV)	C.F (dB/m)	Measurement (dBμV/m)	Margin (dB)	Limit (dBμV/m)	Detector
1		2467.999	63.73	32.37	96.10	N/A	N/A	Average
2		2479.974	71.32	32.38	103.71	N/A	N/A	Average
3		2483.500	10.60	32.38	42.98	-11.02	54.00	Average
4	*	2492.313	14.41	32.38	46.79	-7.21	54.00	Average

Notes:

1. " *", means this data is the worst emission level.

2. C.F (dB/m) = Antenna Factor (dB/m) + Cable Loss (dB).

3. Measurement (dBμV/m) = Reading (dBμV) + C.F (dB/m).

Site	WZ-AC2	Test Date	2024-06-28
Test Engineer	Frank Xue	Temy	24.1°C/46.7%
Factor	BBHA 9120D_1457_1-18GHz	Polarity	Vertical
EUT	ACCESS POINT	Test Voltage	120V/60Hz
Test Mode	Transmit at Ant 14 2468MHz Ant 72480MHz		

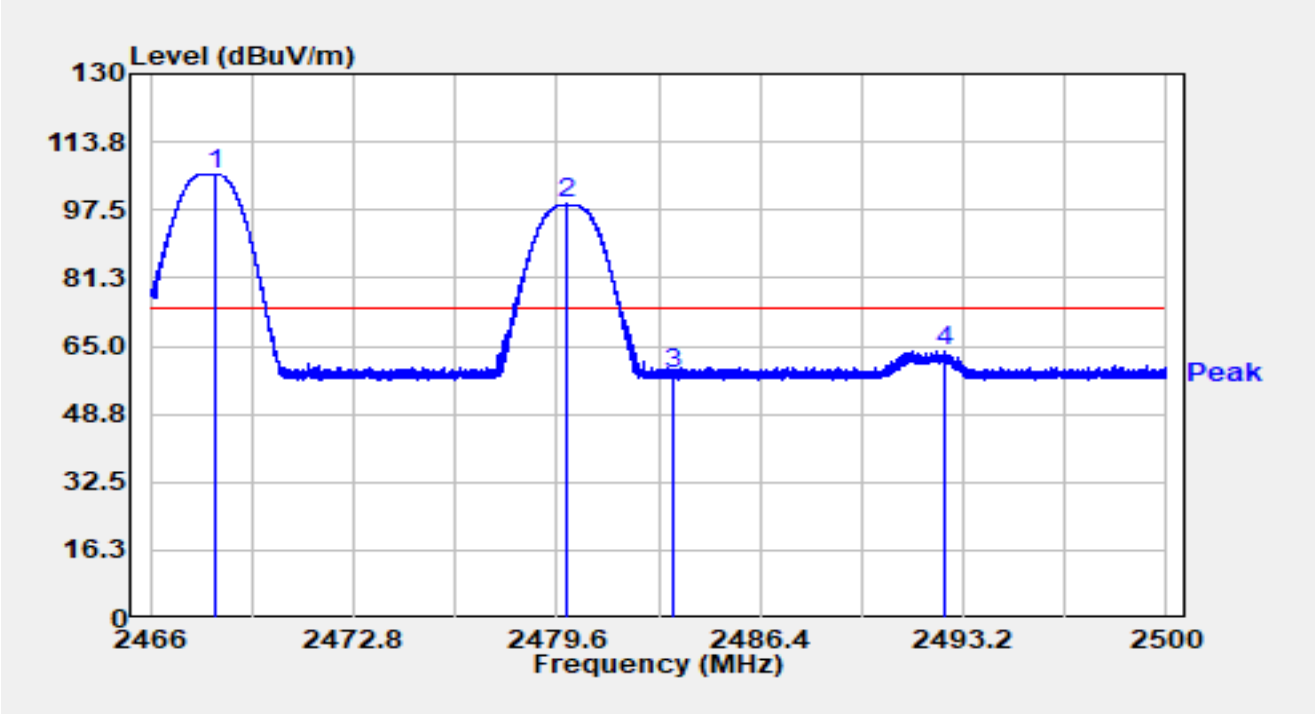

No	Mark	Frequency (MHz)	Reading (dBμV)	C.F (dB/m)	Measurement (dBμV/m)	Margin (dB)	Limit (dBμV/m)	Detector
1		2468.200	73.68	32.38	106.06	N/A	N/A	Peak
2		2479.947	66.49	32.38	98.87	N/A	N/A	Peak
3		2483.500	26.05	32.38	58.43	-15.57	74.00	Peak
4	*	2492.557	31.36	32.38	63.74	-10.26	74.00	Peak

Notes:

1. " *", means this data is the worst emission level.

2. C.F (dB/m) = Antenna Factor (dB/m) + Cable Loss (dB).

3. Measurement (dBμV/m) = Reading (dBμV) + C.F (dB/m).

Site	WZ-AC2	Test Date	2024-06-28
Test Engineer	Frank Xue	Temy	24.1°C/46.7%
Factor	BBHA 9120D_1457_1-18GHz	Polarity	Vertical
EUT	ACCESS POINT	Test Voltage	120V/60Hz
Test Mode	Transmit at Ant 14 2468MHz Ant 72480MHz		

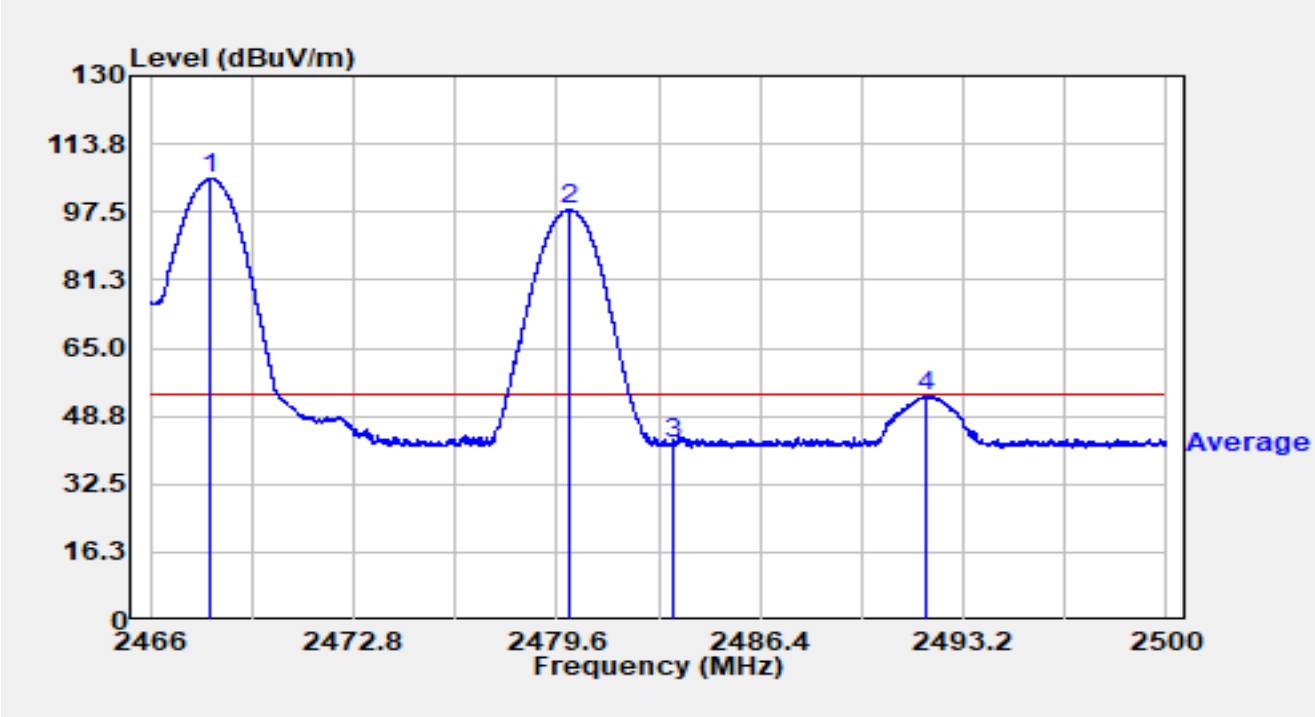

No	Mark	Frequency (MHz)	Reading (dBμV)	C.F (dB/m)	Measurement (dBμV/m)	Margin (dB)	Limit (dBμV/m)	Detector
1		2467.992	72.98	32.37	105.35	N/A	N/A	Average
2		2480.005	65.66	32.38	98.05	N/A	N/A	Average
3		2483.500	9.95	32.38	42.33	-11.67	54.00	Average
4	*	2491.993	21.13	32.38	53.51	-0.49	54.00	Average

Notes:

1. " *", means this data is the worst emission level.

2. C.F (dB/m) = Antenna Factor (dB/m) + Cable Loss (dB).

3. Measurement (dBμV/m) = Reading (dBμV) + C.F (dB/m).

Site	WZ-AC2	Test Date	2024-06-28
Test Engineer	Ajin Fan	Temy	24.1°C/46.7%
Factor	BBHA 9120D_1457_1-18GHz	Polarity	Horizontal
EUT	ACCESS POINT	Test Voltage	120V/60Hz
Test Mode	Transmit at Ant 14 2470MHz Ant 72468MHz		

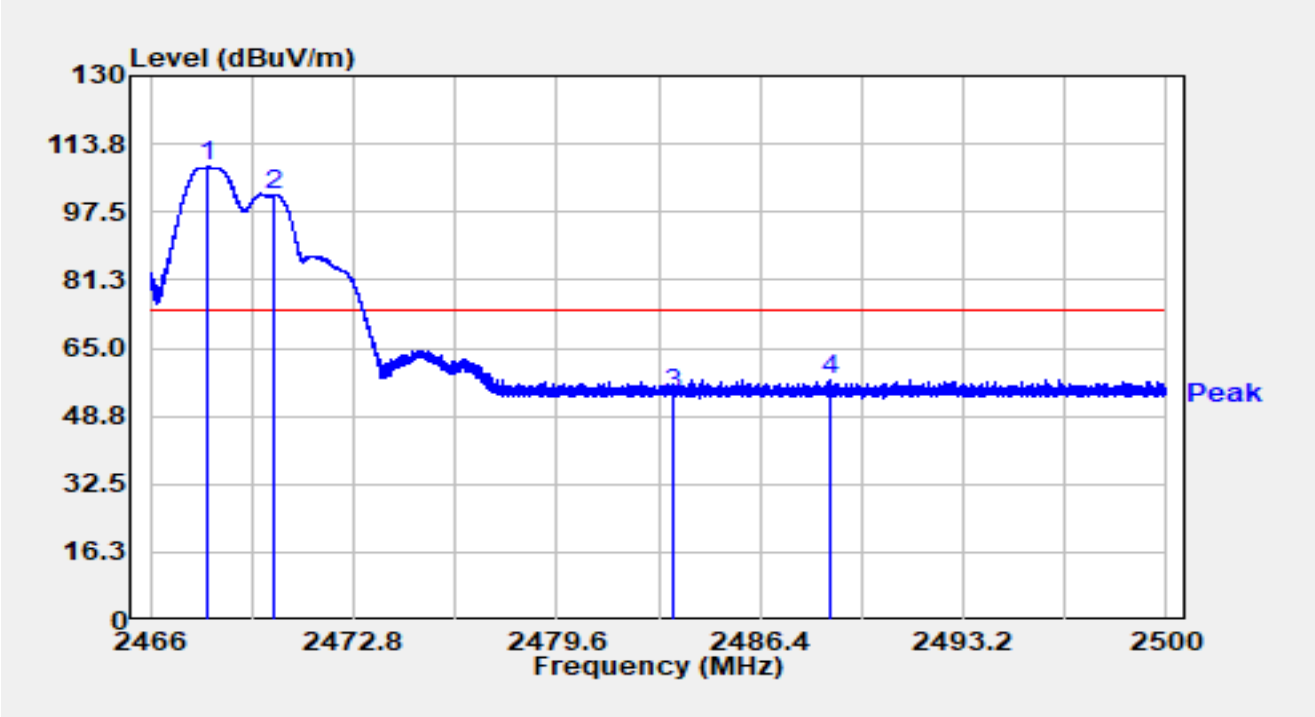

No	Mark	Frequency (MHz)	Reading (dBμV)	C.F (dB/m)	Measurement (dBμV/m)	Margin (dB)	Limit (dBμV/m)	Detector
1		2467.931	76.05	32.37	108.42	N/A	N/A	Peak
2		2470.114	69.16	32.38	101.54	N/A	N/A	Peak
3		2483.500	21.75	32.38	54.13	-19.87	74.00	Peak
4	*	2488.729	24.87	32.38	57.25	-16.75	74.00	Peak

Notes:

1. " *", means this data is the worst emission level.

2. C.F (dB/m) = Antenna Factor (dB/m) + Cable Loss (dB).

3. Measurement (dBμV/m) = Reading (dBμV) + C.F (dB/m).

Site	WZ-AC2	Test Date	2024-06-28
Test Engineer	Ajin Fan	Temy	24.1°C/46.7%
Factor	BBHA 9120D_1457_1-18GHz	Polarity	Horizontal
EUT	ACCESS POINT	Test Voltage	120V/60Hz
Test Mode	Transmit at Ant 14 2470MHz Ant 72468MHz		

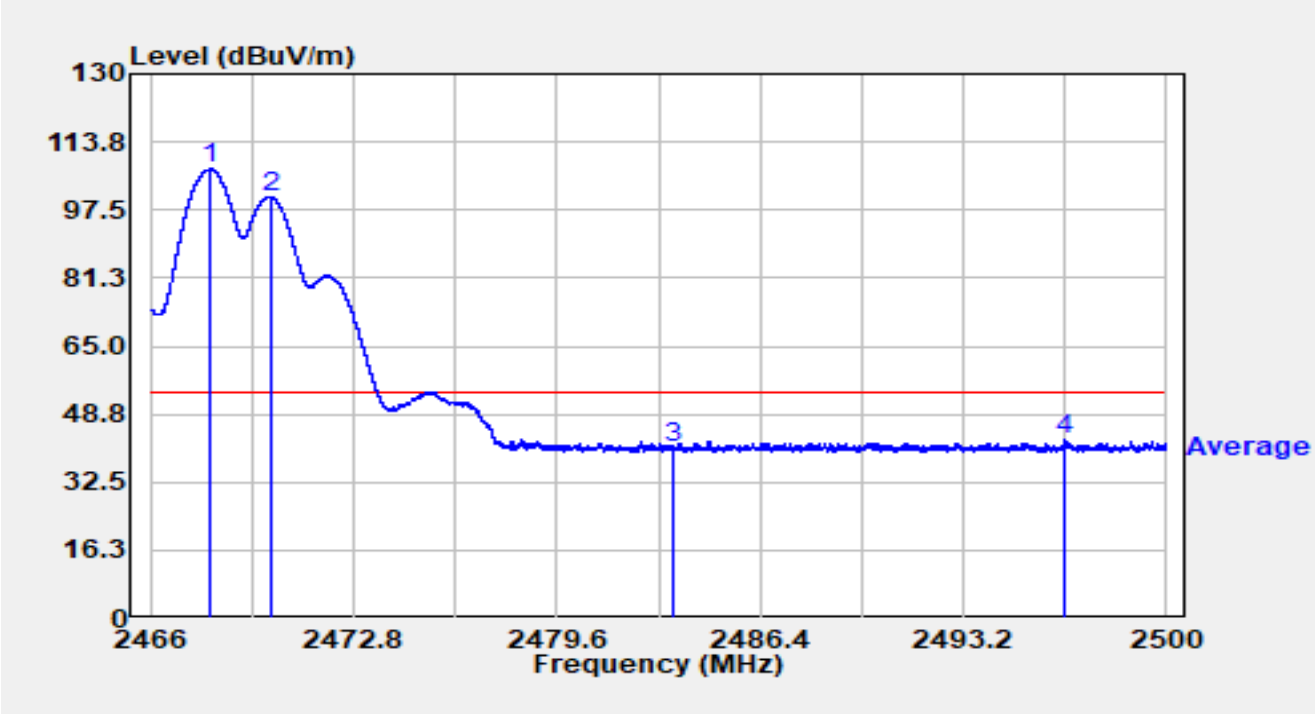

No	Mark	Frequency (MHz)	Reading (dBµV)	C.F (dB/m)	Measurement (dBµV/m)	Margin (dB)	Limit (dBµV/m)	Detector
1		2468.016	74.89	32.37	107.26	N/A	N/A	Average
2		2470.032	68.38	32.38	100.76	N/A	N/A	Average
3		2483.500	8.21	32.38	40.59	-13.41	54.00	Average
4	*	2496.617	10.20	32.39	42.60	-11.40	54.00	Average

Notes:

1. " *", means this data is the worst emission level.
2. C.F (dB/m) = Antenna Factor (dB/m) + Cable Loss (dB).
3. Measurement (dBµV/m) = Reading (dBµV) + C.F (dB/m).

Site	WZ-AC2	Test Date	2024-06-28
Test Engineer	Ajin Fan	Temy	24.1°C/46.7%
Factor	BBHA 9120D_1457_1-18GHz	Polarity	Vertical
EUT	ACCESS POINT	Test Voltage	120V/60Hz
Test Mode	Transmit at Ant 14 2470MHz Ant 72468MHz		

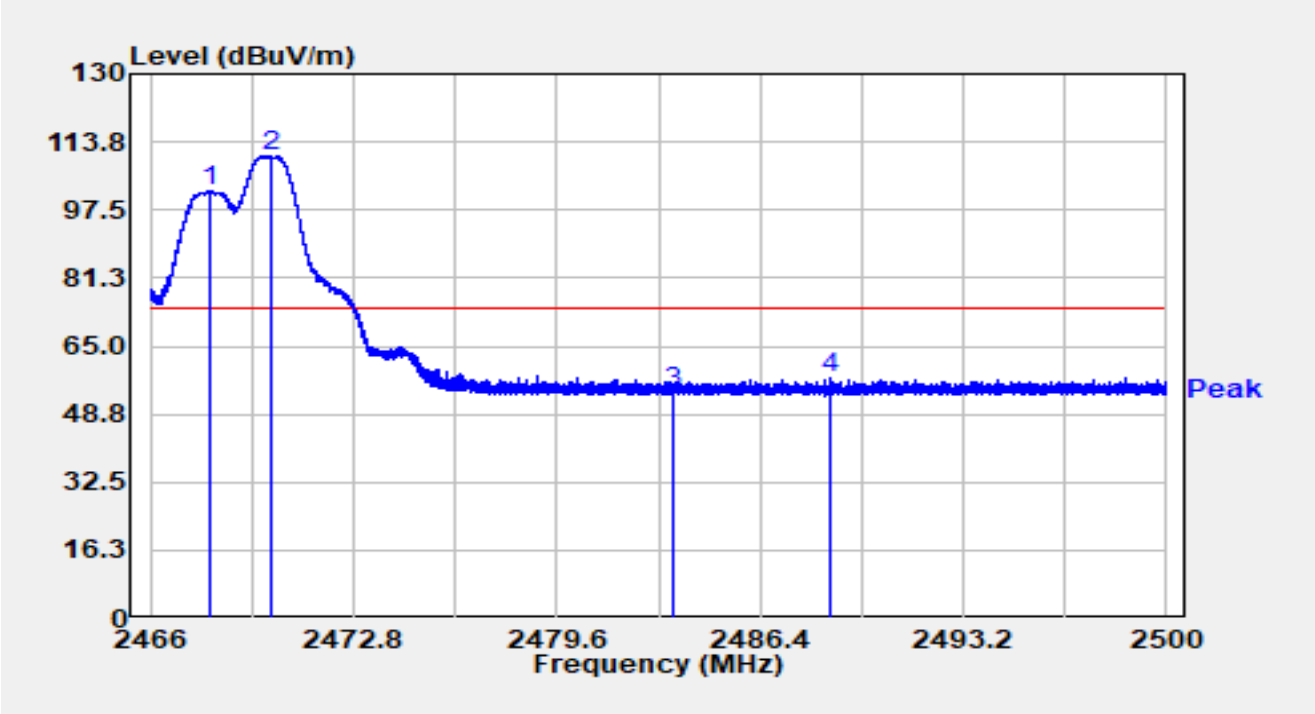

No	Mark	Frequency (MHz)	Reading (dBμV)	C.F (dB/m)	Measurement (dBμV/m)	Margin (dB)	Limit (dBμV/m)	Detector
1		2468.006	69.54	32.37	101.92	N/A	N/A	Peak
2		2470.077	77.88	32.38	110.26	N/A	N/A	Peak
3		2483.500	21.59	32.38	53.97	-20.03	74.00	Peak
4	*	2488.760	25.05	32.38	57.43	-16.57	74.00	Peak

Notes:

1. " *", means this data is the worst emission level.

2. C.F (dB/m) = Antenna Factor (dB/m) + Cable Loss (dB).

3. Measurement (dBμV/m) = Reading (dBμV) + C.F (dB/m).

Site	WZ-AC2	Test Date	2024-06-28
Test Engineer	Ajin Fan	Temy	24.1°C/46.7%
Factor	BBHA 9120D_1457_1-18GHz	Polarity	Vertical
EUT	ACCESS POINT	Test Voltage	120V/60Hz
Test Mode	Transmit at Ant 14 2470MHz Ant 72468MHz		

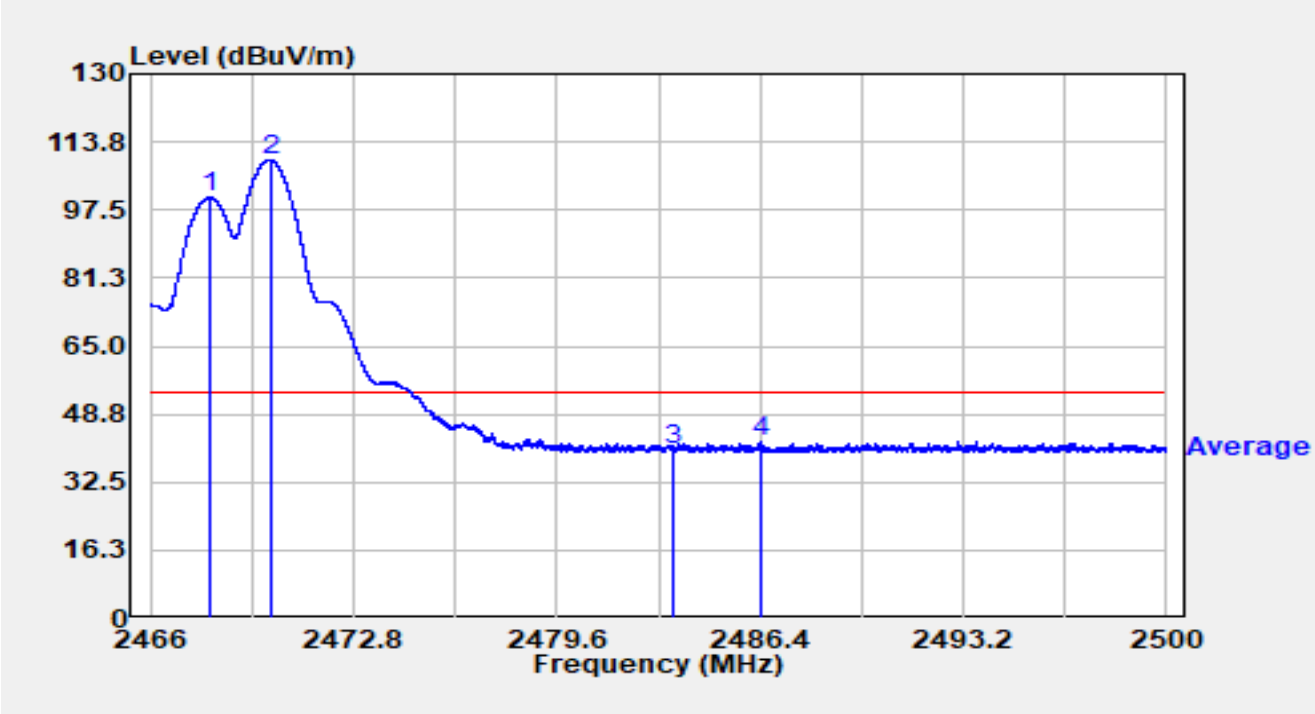

No	Mark	Frequency (MHz)	Reading (dBμV)	C.F (dB/m)	Measurement (dBμV/m)	Margin (dB)	Limit (dBμV/m)	Detector
1		2468.016	68.20	32.37	100.57	N/A	N/A	Average
2		2470.019	77.12	32.38	109.50	N/A	N/A	Average
3		2483.500	7.88	32.38	40.27	-13.73	54.00	Average
4	*	2486.438	9.91	32.38	42.29	-11.71	54.00	Average

Notes:

1. " *", means this data is the worst emission level.
2. C.F (dB/m) = Antenna Factor (dB/m) + Cable Loss (dB).
3. Measurement (dBμV/m) = Reading (dBμV) + C.F (dB/m).

Site	WZ-AC2	Test Date	2024-06-28
Test Engineer	Ajin Fan	Temy	24.1°C/46.7%
Factor	BBHA 9120D_1457_1-18GHz	Polarity	Horizontal
EUT	ACCESS POINT	Test Voltage	120V/60Hz
Test Mode	Transmit at Ant 14 2470MHz Ant 72472MHz		

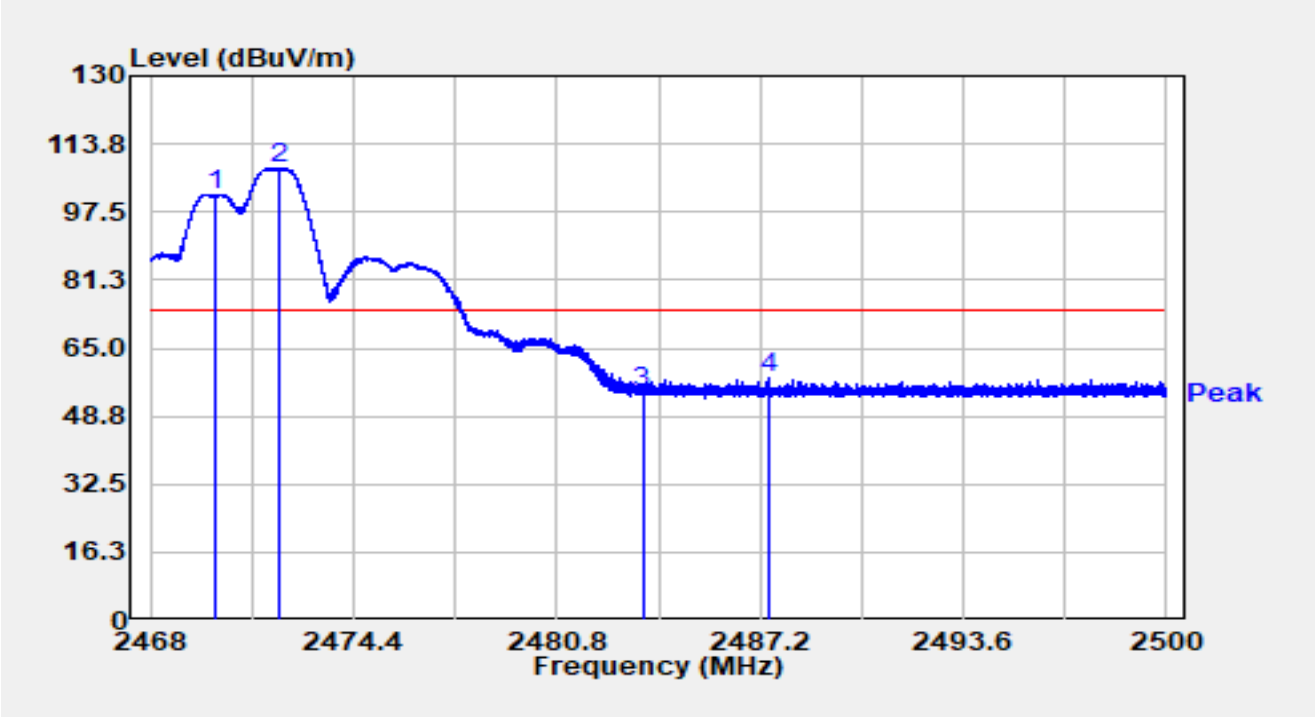

No	Mark	Frequency (MHz)	Reading (dBμV)	C.F (dB/m)	Measurement (dBμV/m)	Margin (dB)	Limit (dBμV/m)	Detector
1		2470.026	69.14	32.38	101.52	N/A	N/A	Peak
2		2472.026	75.78	32.38	108.17	N/A	N/A	Peak
3		2483.500	22.15	32.38	54.53	-19.47	74.00	Peak
4	*	2487.501	25.58	32.38	57.96	-16.04	74.00	Peak

Notes:

1. " *", means this data is the worst emission level.

2. C.F (dB/m) = Antenna Factor (dB/m) + Cable Loss (dB).

3. Measurement (dBμV/m) = Reading (dBμV) + C.F (dB/m).

Site	WZ-AC2	Test Date	2024-06-28
Test Engineer	Ajin Fan	Temy	24.1°C/46.7%
Factor	BBHA 9120D_1457_1-18GHz	Polarity	Horizontal
EUT	ACCESS POINT	Test Voltage	120V/60Hz
Test Mode	Transmit at Ant 14 2470MHz Ant 72472MHz		

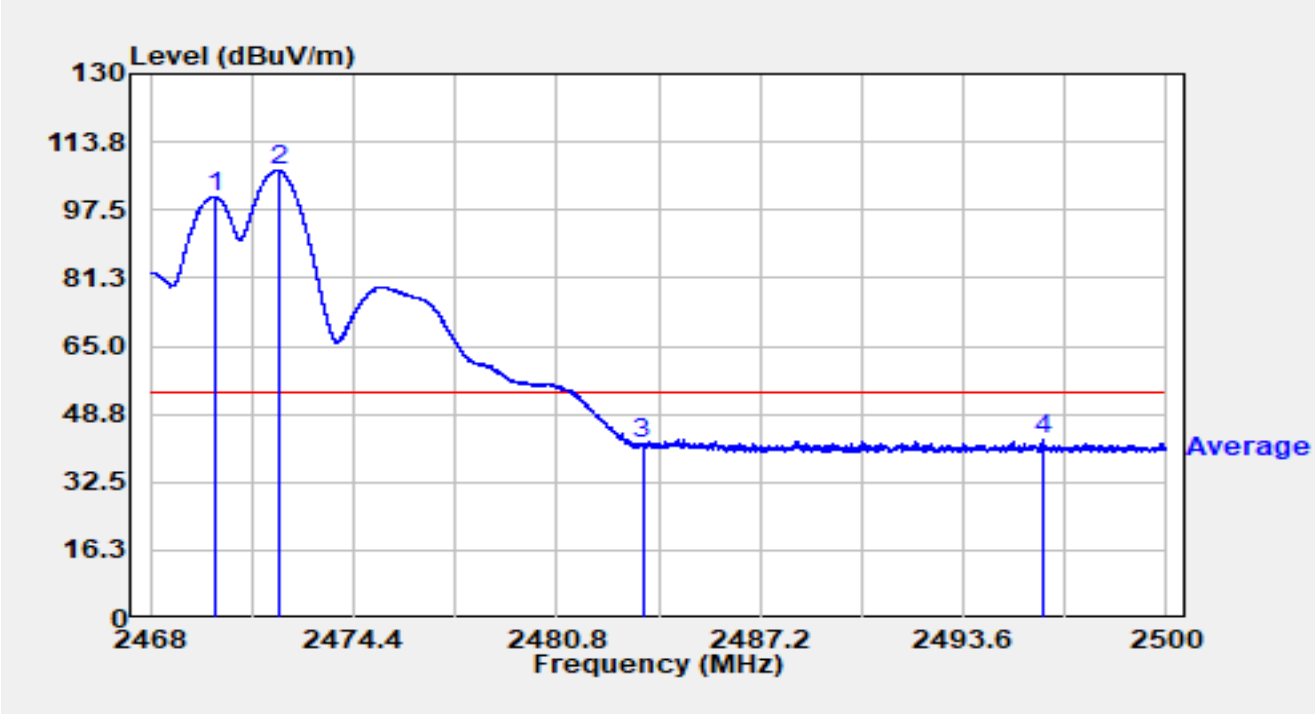

No	Mark	Frequency (MHz)	Reading (dBμV)	C.F (dB/m)	Measurement (dBμV/m)	Margin (dB)	Limit (dBμV/m)	Detector
1		2470.010	68.32	32.38	100.70	N/A	N/A	Average
2		2472.029	74.63	32.38	107.02	N/A	N/A	Average
3		2483.500	9.25	32.38	41.64	-12.36	54.00	Average
4	*	2496.080	10.06	32.39	42.45	-11.55	54.00	Average

Notes:

1. " *", means this data is the worst emission level.

2. C.F (dB/m) = Antenna Factor (dB/m) + Cable Loss (dB).

3. Measurement (dBμV/m) = Reading (dBμV) + C.F (dB/m).

Site	WZ-AC2	Test Date	2024-06-28
Test Engineer	Ajin Fan	Temy	24.1°C/46.7%
Factor	BBHA 9120D_1457_1-18GHz	Polarity	Vertical
EUT	ACCESS POINT	Test Voltage	120V/60Hz
Test Mode	Transmit at Ant 14 2470MHz Ant 72472MHz		

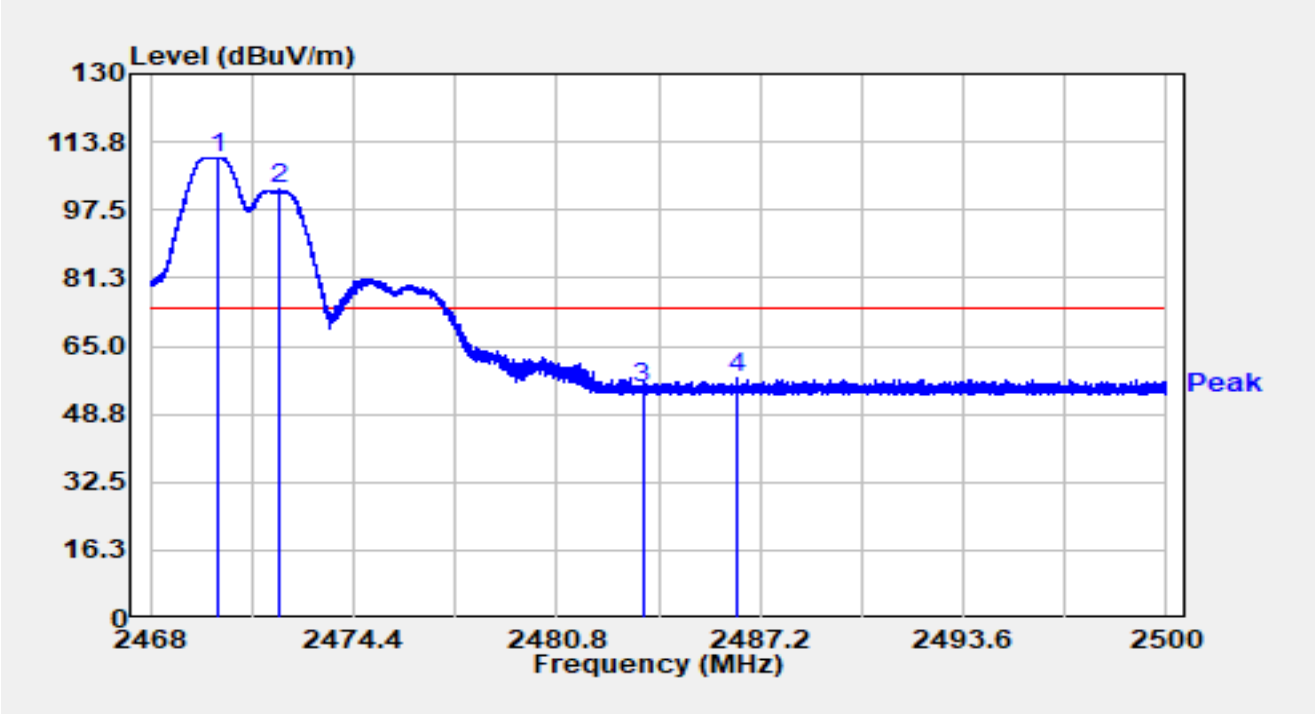

No	Mark	Frequency (MHz)	Reading (dBμV)	C.F (dB/m)	Measurement (dBμV/m)	Margin (dB)	Limit (dBμV/m)	Detector
1		2470.099	77.75	32.38	110.13	N/A	N/A	Peak
2		2472.077	69.91	32.38	102.29	N/A	N/A	Peak
3		2483.500	22.80	32.38	55.19	-18.81	74.00	Peak
4	*	2486.474	25.22	32.38	57.60	-16.40	74.00	Peak

Notes:

1. " *", means this data is the worst emission level.

2. C.F (dB/m) = Antenna Factor (dB/m) + Cable Loss (dB).

3. Measurement (dBμV/m) = Reading (dBμV) + C.F (dB/m).

Site	WZ-AC2	Test Date	2024-06-28
Test Engineer	Ajin Fan	Temy	24.1°C/46.7%
Factor	BBHA 9120D_1457_1-18GHz	Polarity	Vertical
EUT	ACCESS POINT	Test Voltage	120V/60Hz
Test Mode	Transmit at Ant 14 2470MHz Ant 72472MHz		

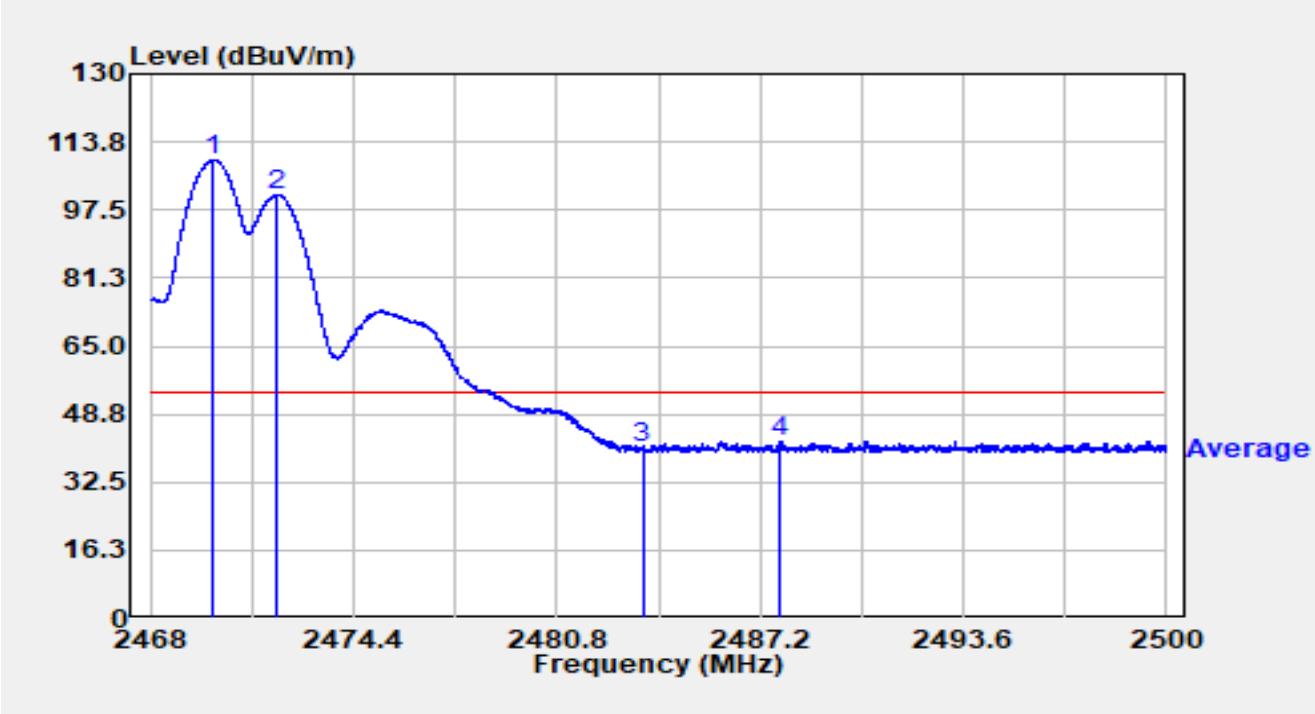

No	Mark	Frequency (MHz)	Reading (dBμV)	C.F (dB/m)	Measurement (dBμV/m)	Margin (dB)	Limit (dBμV/m)	Detector
1		2469.997	77.07	32.38	109.45	N/A	N/A	Average
2		2472.003	68.79	32.38	101.18	N/A	N/A	Average
3		2483.500	8.49	32.38	40.87	-13.13	54.00	Average
4	*	2487.830	9.97	32.38	42.35	-11.65	54.00	Average

Notes:

1. " *", means this data is the worst emission level.
2. C.F (dB/m) = Antenna Factor (dB/m) + Cable Loss (dB).
3. Measurement (dBμV/m) = Reading (dBμV) + C.F (dB/m).

Site	WZ-AC2	Test Date	2024-06-28
Test Engineer	Frank Xue	Temy	24.1°C/46.7%
Factor	BBHA 9120D_1457_1-18GHz	Polarity	Horizontal
EUT	ACCESS POINT	Test Voltage	120V/60Hz
Test Mode	Transmit at Ant 14 2470MHz Ant 72474MHz		

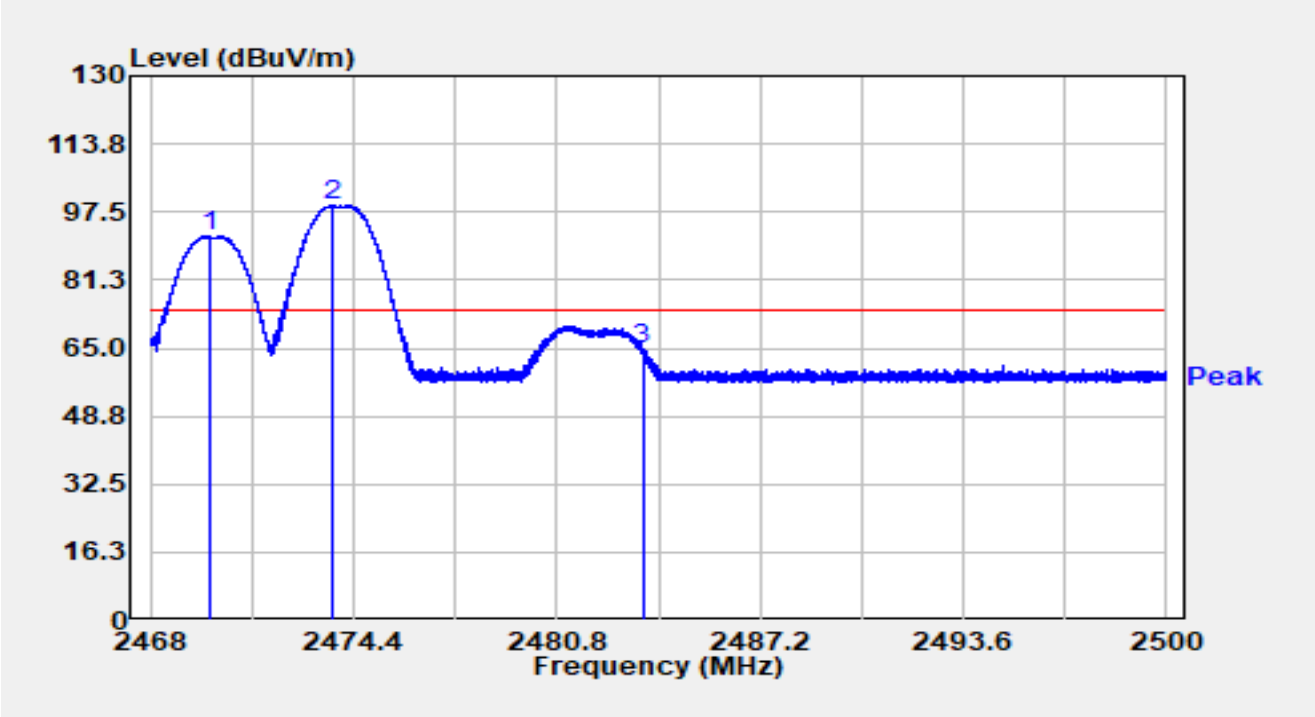

No	Mark	Frequency (MHz)	Reading (dBμV)	C.F (dB/m)	Measurement (dBμV/m)	Margin (dB)	Limit (dBμV/m)	Detector
1		2469.850	59.19	32.38	91.56	N/A	N/A	Peak
2		2473.709	66.50	32.39	98.89	N/A	N/A	Peak
3	*	2483.500	32.49	32.38	64.87	-9.13	74.00	Peak

Notes:

1. " *", means this data is the worst emission level.

2. C.F (dB/m) = Antenna Factor (dB/m) + Cable Loss (dB).

3. Measurement (dBμV/m) = Reading (dBμV) + C.F (dB/m).

Site	WZ-AC2	Test Date	2024-06-28
Test Engineer	Frank Xue	Temy	24.1°C/46.7%
Factor	BBHA 9120D_1457_1-18GHz	Polarity	Horizontal
EUT	ACCESS POINT	Test Voltage	120V/60Hz
Test Mode	Transmit at Ant 14 2470MHz Ant 72474MHz		

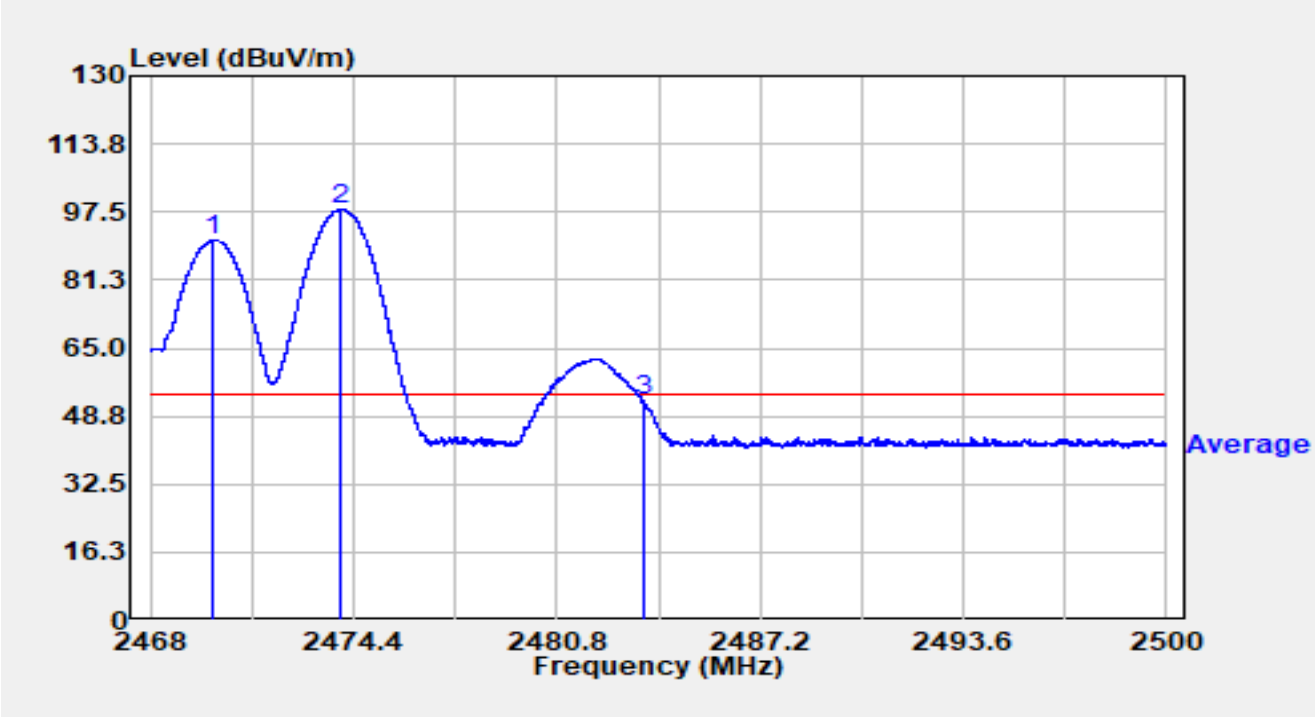

No	Mark	Frequency (MHz)	Reading (dBμV)	C.F (dB/m)	Measurement (dBμV/m)	Margin (dB)	Limit (dBμV/m)	Detector
1		2469.981	58.39	32.38	90.76	N/A	N/A	Average
2		2473.968	65.76	32.39	98.15	N/A	N/A	Average
3	*	2483.501	19.94	32.38	52.32	-1.68	54.00	Average

Notes:

1. " *", means this data is the worst emission level.

2. C.F (dB/m) = Antenna Factor (dB/m) + Cable Loss (dB).

3. Measurement (dBμV/m) = Reading (dBμV) + C.F (dB/m).

Site	WZ-AC2	Test Date	2024-06-28
Test Engineer	Frank Xue	Temy	24.1°C/46.7%
Factor	BBHA 9120D_1457_1-18GHz	Polarity	Vertical
EUT	ACCESS POINT	Test Voltage	120V/60Hz
Test Mode	Transmit at Ant 14 2470MHz Ant 72474MHz		

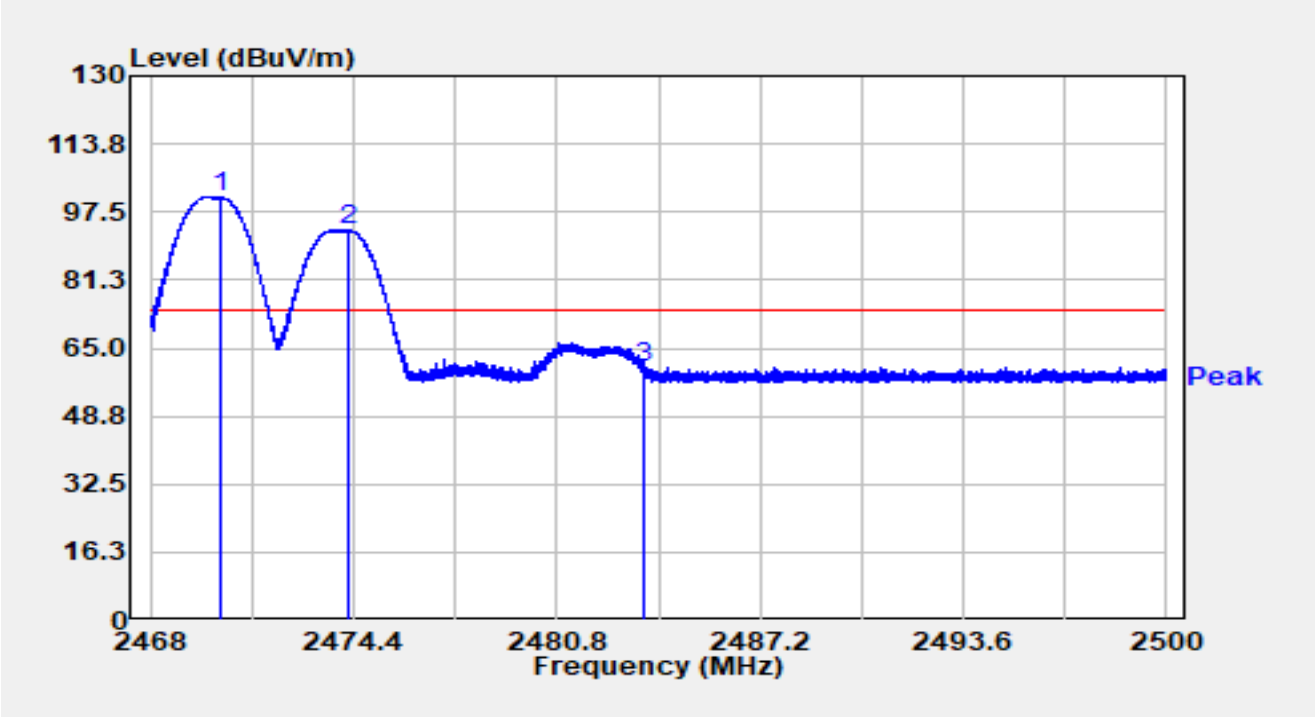

No	Mark	Frequency (MHz)	Reading (dBμV)	C.F (dB/m)	Measurement (dBμV/m)	Margin (dB)	Limit (dBμV/m)	Detector
1		2470.189	68.54	32.38	100.91	N/A	N/A	Peak
2		2474.246	60.68	32.39	93.06	N/A	N/A	Peak
3	*	2483.501	28.08	32.38	60.46	-13.54	74.00	Peak

Notes:

1. " *", means this data is the worst emission level.

2. C.F (dB/m) = Antenna Factor (dB/m) + Cable Loss (dB).

3. Measurement (dBμV/m) = Reading (dBμV) + C.F (dB/m).

Site	WZ-AC2	Test Date	2024-06-28
Test Engineer	Frank Xue	Temy	24.1°C/46.7%
Factor	BBHA 9120D_1457_1-18GHz	Polarity	Vertical
EUT	ACCESS POINT	Test Voltage	120V/60Hz
Test Mode	Transmit at Ant 14 2470MHz Ant 72474MHz		

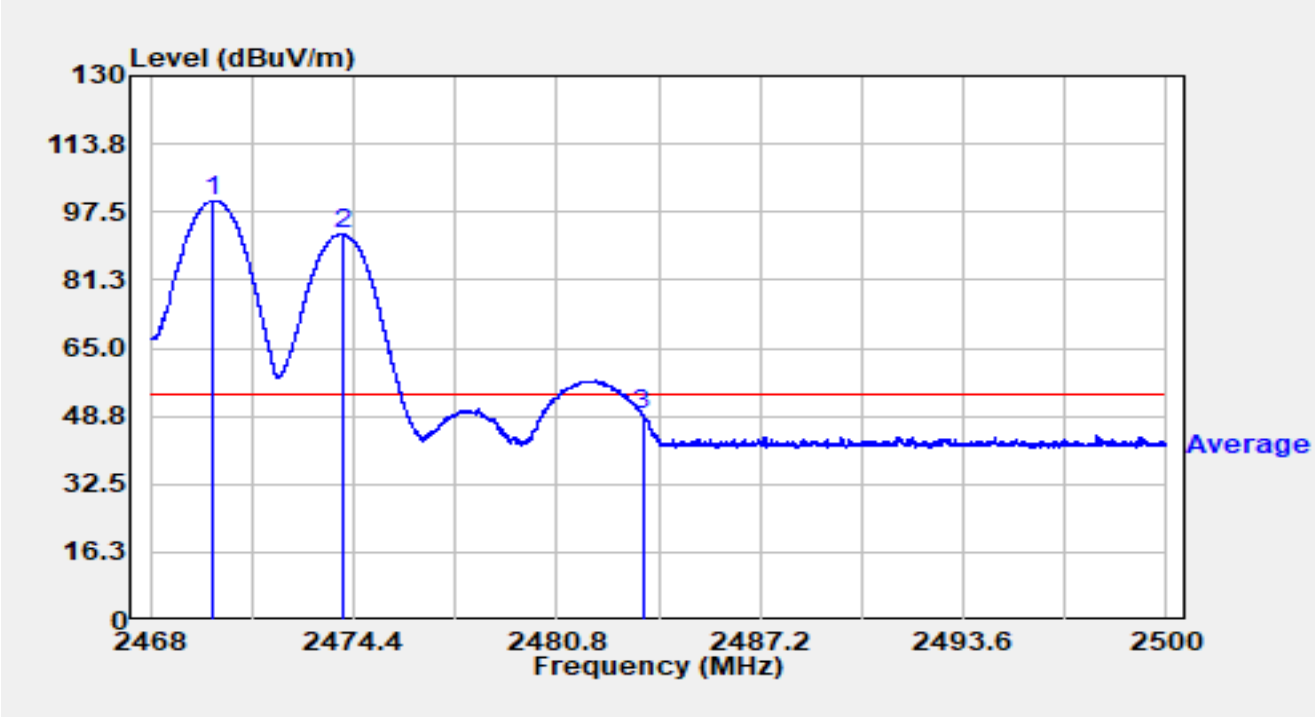

No	Mark	Frequency (MHz)	Reading (dBμV)	C.F (dB/m)	Measurement (dBμV/m)	Margin (dB)	Limit (dBμV/m)	Detector
1		2469.990	67.85	32.38	100.22	N/A	N/A	Average
2		2474.054	59.92	32.39	92.31	N/A	N/A	Average
3	*	2483.500	16.68	32.38	49.07	-4.93	54.00	Average

Notes:

1. " *", means this data is the worst emission level.

2. C.F (dB/m) = Antenna Factor (dB/m) + Cable Loss (dB).

3. Measurement (dBμV/m) = Reading (dBμV) + C.F (dB/m).

Site	WZ-AC2	Test Date	2024-06-28
Test Engineer	Frank Xue	Temy	24.1°C/46.7%
Factor	BBHA 9120D_1457_1-18GHz	Polarity	Horizontal
EUT	ACCESS POINT	Test Voltage	120V/60Hz
Test Mode	Transmit at Ant 14 2470MHz Ant 72476MHz		

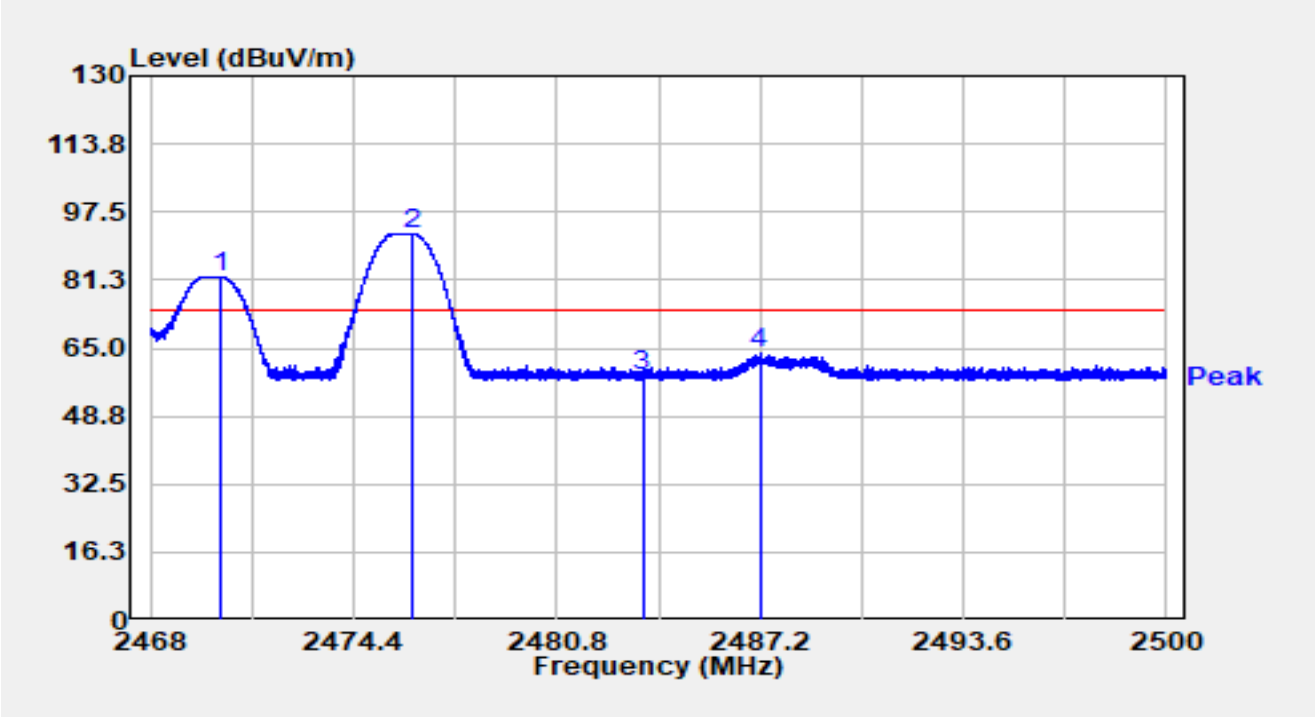

No	Mark	Frequency (MHz)	Reading (dBμV)	C.F (dB/m)	Measurement (dBμV/m)	Margin (dB)	Limit (dBμV/m)	Detector
1		2470.250	49.79	32.38	82.17	N/A	N/A	Peak
2		2476.234	59.96	32.39	92.35	N/A	N/A	Peak
3		2483.500	25.76	32.38	58.15	-15.85	74.00	Peak
4	*	2487.187	31.49	32.38	63.87	-10.13	74.00	Peak

Notes:

1. " *", means this data is the worst emission level.

2. C.F (dB/m) = Antenna Factor (dB/m) + Cable Loss (dB).

3. Measurement (dBμV/m) = Reading (dBμV) + C.F (dB/m).

Site	WZ-AC2	Test Date	2024-06-28
Test Engineer	Frank Xue	Temy	24.1°C/46.7%
Factor	BBHA 9120D_1457_1-18GHz	Polarity	Horizontal
EUT	ACCESS POINT	Test Voltage	120V/60Hz
Test Mode	Transmit at Ant 14 2470MHz Ant 72476MHz		

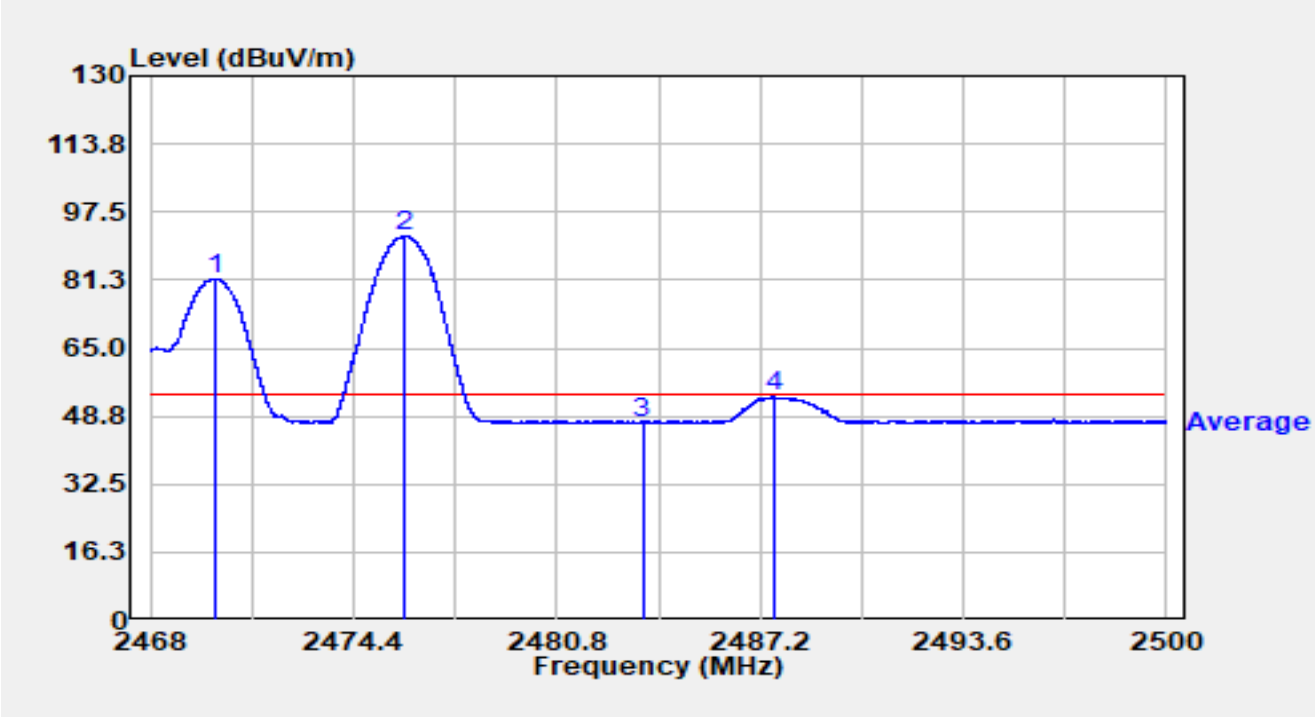

No	Mark	Frequency (MHz)	Reading (dBμV)	C.F (dB/m)	Measurement (dBμV/m)	Margin (dB)	Limit (dBμV/m)	Detector
1		2470.048	49.24	32.38	81.62	N/A	N/A	Average
2		2476.029	59.42	32.39	91.80	N/A	N/A	Average
3		2483.500	14.80	32.38	47.18	-6.82	54.00	Average
4	*	2487.616	21.06	32.38	53.44	-0.56	54.00	Average

Notes:

1. " *", means this data is the worst emission level.

2. C.F (dB/m) = Antenna Factor (dB/m) + Cable Loss (dB).

3. Measurement (dBμV/m) = Reading (dBμV) + C.F (dB/m).

Site	WZ-AC2	Test Date	2024-06-28
Test Engineer	Frank Xue	Temy	24.1°C/46.7%
Factor	BBHA 9120D_1457_1-18GHz	Polarity	Vertical
EUT	ACCESS POINT	Test Voltage	120V/60Hz
Test Mode	Transmit at Ant 14 2470MHz Ant 72476MHz		

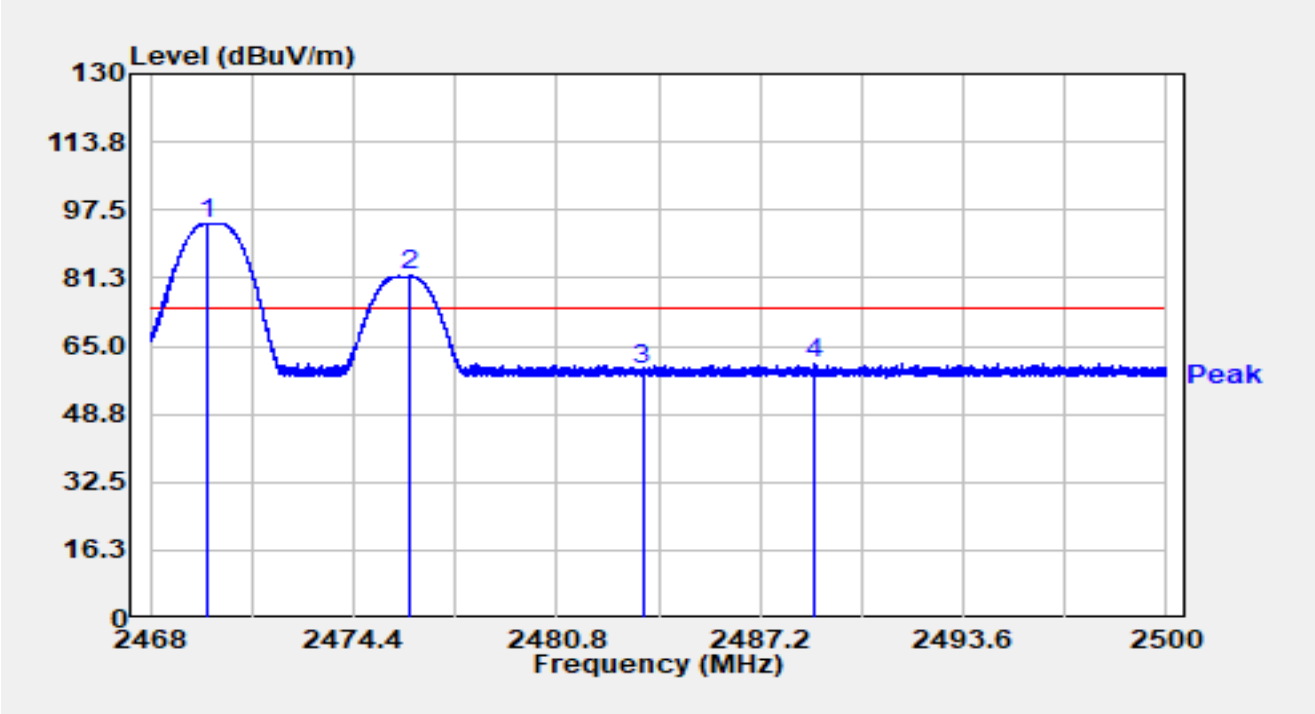

No	Mark	Frequency (MHz)	Reading (dBμV)	C.F (dB/m)	Measurement (dBμV/m)	Margin (dB)	Limit (dBμV/m)	Detector
1		2469.757	61.87	32.38	94.24	N/A	N/A	Peak
2		2476.167	49.33	32.39	81.72	N/A	N/A	Peak
3		2483.500	26.82	32.38	59.20	-14.80	74.00	Peak
4	*	2488.906	28.37	32.38	60.75	-13.25	74.00	Peak

Notes:

1. " *", means this data is the worst emission level.

2. C.F (dB/m) = Antenna Factor (dB/m) + Cable Loss (dB).

3. Measurement (dBμV/m) = Reading (dBμV) + C.F (dB/m).

Site	WZ-AC2	Test Date	2024-06-28
Test Engineer	Frank Xue	Temy	24.1°C/46.7%
Factor	BBHA 9120D_1457_1-18GHz	Polarity	Vertical
EUT	ACCESS POINT	Test Voltage	120V/60Hz
Test Mode	Transmit at Ant 14 2470MHz Ant 72476MHz		

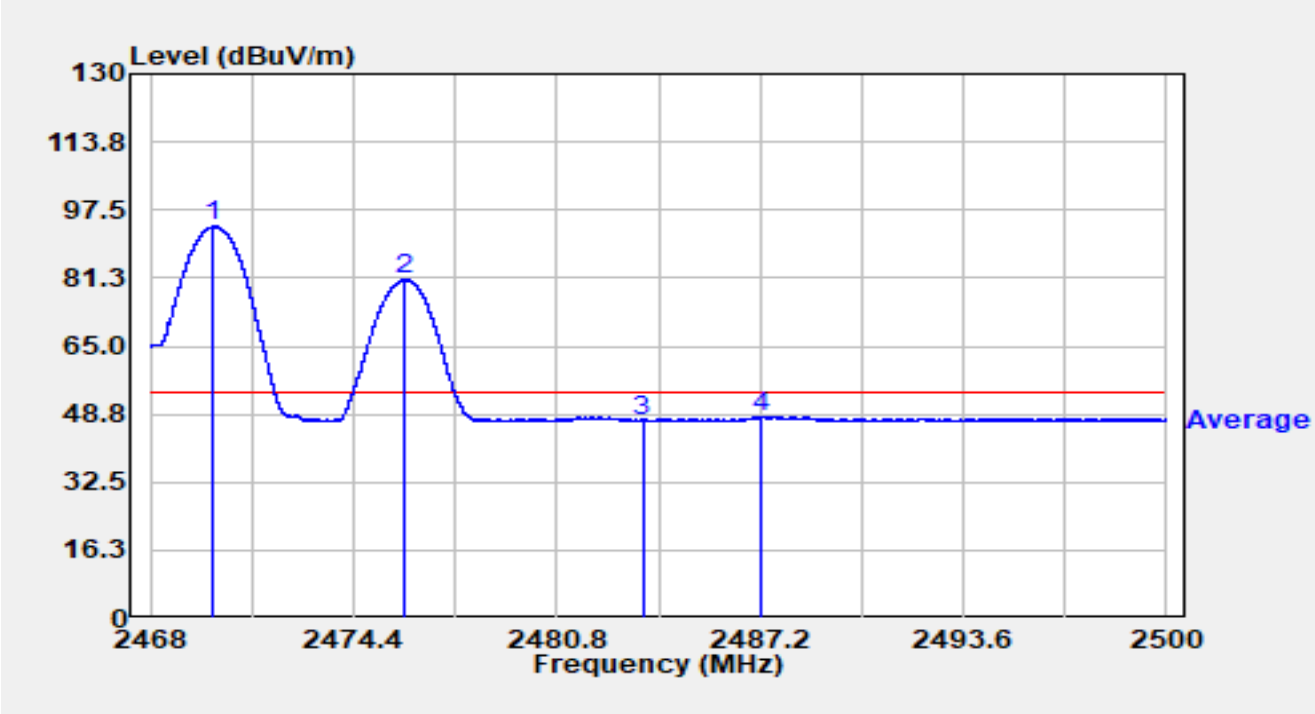

No	Mark	Frequency (MHz)	Reading (dBμV)	C.F (dB/m)	Measurement (dBμV/m)	Margin (dB)	Limit (dBμV/m)	Detector
1		2469.990	61.19	32.38	93.57	N/A	N/A	Average
2		2475.994	48.43	32.39	80.81	N/A	N/A	Average
3		2483.500	14.89	32.38	47.28	-6.72	54.00	Average
4	*	2487.258	15.82	32.38	48.20	-5.80	54.00	Average

Notes:

1. " *", means this data is the worst emission level.

2. C.F (dB/m) = Antenna Factor (dB/m) + Cable Loss (dB).

3. Measurement (dBμV/m) = Reading (dBμV) + C.F (dB/m).

Site	WZ-AC2	Test Date	2024-06-28
Test Engineer	Frank Xue	Temy	24.1°C/46.7%
Factor	BBHA 9120D_1457_1-18GHz	Polarity	Horizontal
EUT	ACCESS POINT	Test Voltage	120V/60Hz
Test Mode	Transmit at Ant 14 2470MHz Ant 72478MHz		

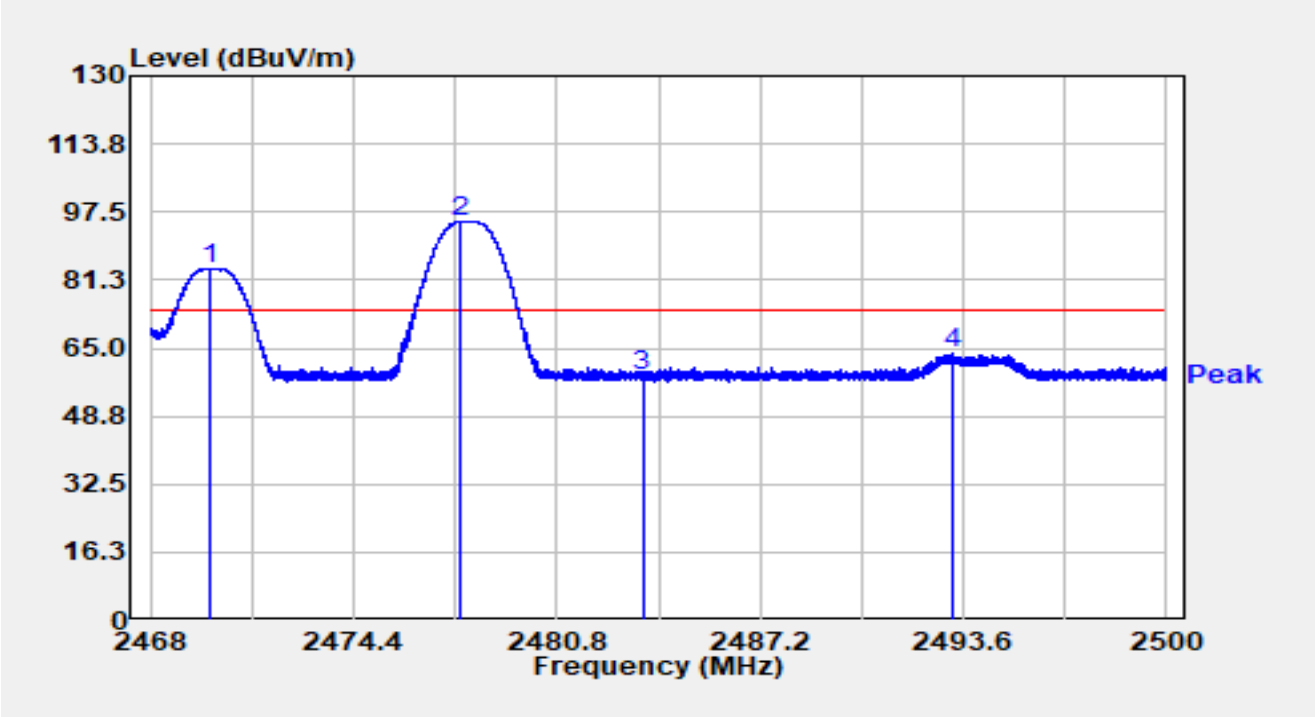

No	Mark	Frequency (MHz)	Reading (dBμV)	C.F (dB/m)	Measurement (dBμV/m)	Margin (dB)	Limit (dBμV/m)	Detector
1		2469.869	51.68	32.38	84.06	N/A	N/A	Peak
2		2477.744	62.86	32.39	95.24	N/A	N/A	Peak
3		2483.500	26.06	32.38	58.44	-15.56	74.00	Peak
4	*	2493.248	31.19	32.38	63.58	-10.42	74.00	Peak

Notes:

1. " *", means this data is the worst emission level.

2. C.F (dB/m) = Antenna Factor (dB/m) + Cable Loss (dB).

3. Measurement (dBμV/m) = Reading (dBμV) + C.F (dB/m).

Site	WZ-AC2	Test Date	2024-06-28
Test Engineer	Frank Xue	Temy	24.1°C/46.7%
Factor	BBHA 9120D_1457_1-18GHz	Polarity	Horizontal
EUT	ACCESS POINT	Test Voltage	120V/60Hz
Test Mode	Transmit at Ant 14 2470MHz Ant 72478MHz		

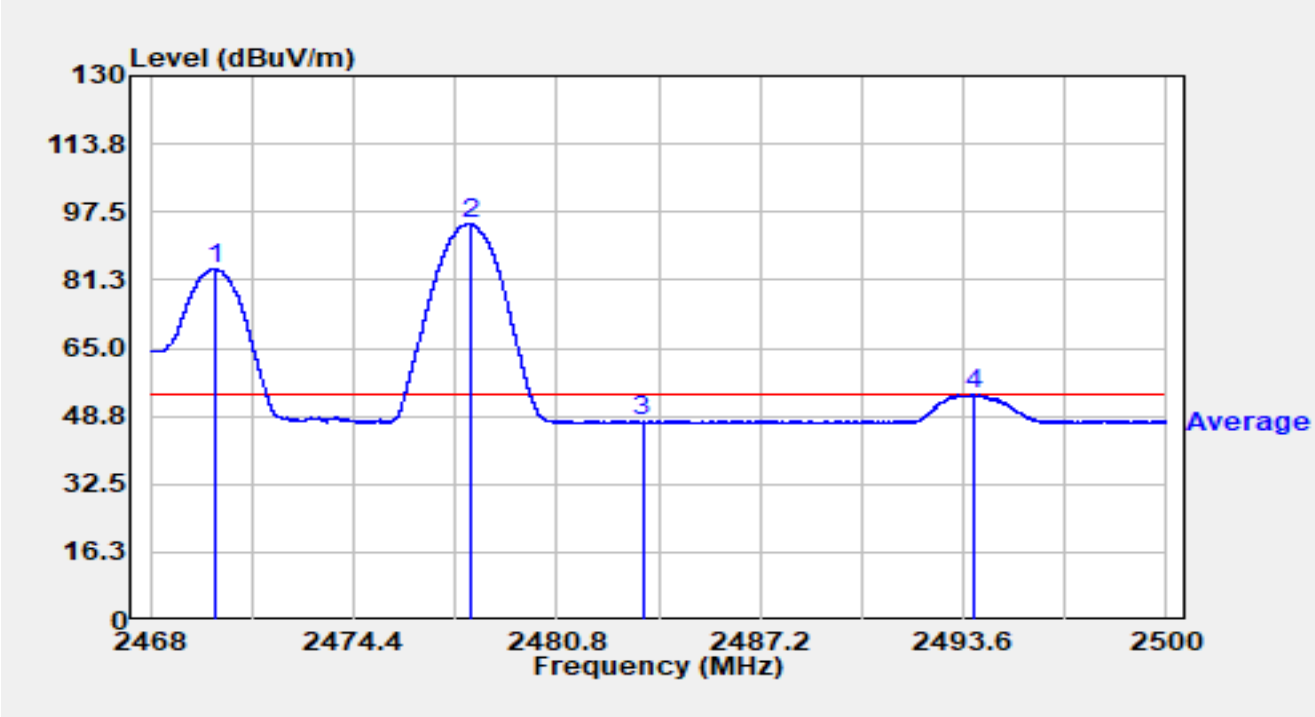

No	Mark	Frequency (MHz)	Reading (dBμV)	C.F (dB/m)	Measurement (dBμV/m)	Margin (dB)	Limit (dBμV/m)	Detector
1		2470.051	51.52	32.38	83.90	N/A	N/A	Average
2		2478.064	62.29	32.38	94.68	N/A	N/A	Average
3		2483.500	15.01	32.38	47.40	-6.60	54.00	Average
4	*	2493.923	21.38	32.38	53.77	-0.23	54.00	Average

Notes:

1. " *", means this data is the worst emission level.

2. C.F (dB/m) = Antenna Factor (dB/m) + Cable Loss (dB).

3. Measurement (dBμV/m) = Reading (dBμV) + C.F (dB/m).

Site	WZ-AC2	Test Date	2024-06-28
Test Engineer	Frank Xue	Temy	24.1°C/46.7%
Factor	BBHA 9120D_1457_1-18GHz	Polarity	Vertical
EUT	ACCESS POINT	Test Voltage	120V/60Hz
Test Mode	Transmit at Ant 14 2470MHz Ant 72478MHz		

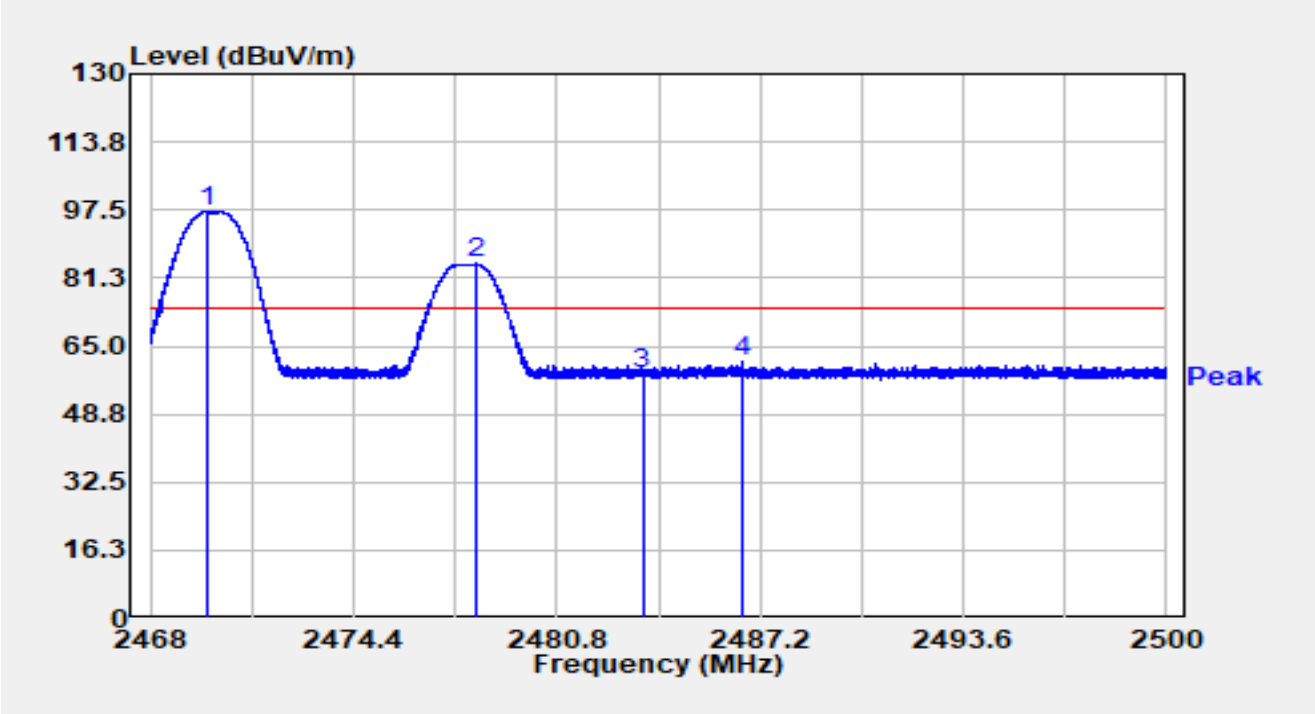

No	Mark	Frequency (MHz)	Reading (dBμV)	C.F (dB/m)	Measurement (dBμV/m)	Margin (dB)	Limit (dBμV/m)	Detector
1		2469.811	64.66	32.38	97.04	N/A	N/A	Peak
2		2478.253	52.28	32.38	84.66	N/A	N/A	Peak
3		2483.500	26.03	32.38	58.41	-15.59	74.00	Peak
4	*	2486.650	28.82	32.38	61.20	-12.80	74.00	Peak

Notes:

1. " *", means this data is the worst emission level.

2. C.F (dB/m) = Antenna Factor (dB/m) + Cable Loss (dB).

3. Measurement (dBμV/m) = Reading (dBμV) + C.F (dB/m).

Site	WZ-AC2	Test Date	2024-06-28
Test Engineer	Frank Xue	Temy	24.1°C/46.7%
Factor	BBHA 9120D_1457_1-18GHz	Polarity	Vertical
EUT	ACCESS POINT	Test Voltage	120V/60Hz
Test Mode	Transmit at Ant 14 2470MHz Ant 72478MHz		

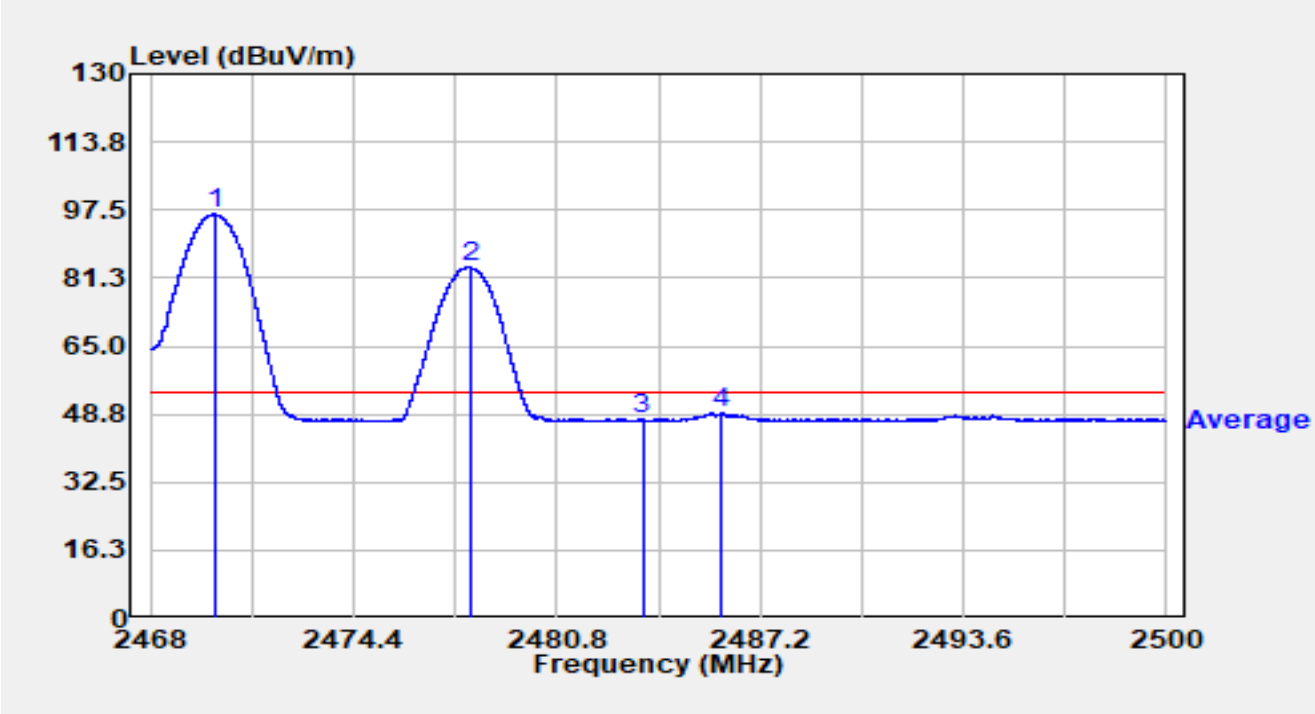

No	Mark	Frequency (MHz)	Reading (dBμV)	C.F (dB/m)	Measurement (dBμV/m)	Margin (dB)	Limit (dBμV/m)	Detector
1		2470.022	64.05	32.38	96.43	N/A	N/A	Average
2		2478.070	51.40	32.38	83.79	N/A	N/A	Average
3		2483.500	14.99	32.38	47.38	-6.62	54.00	Average
4	*	2486.000	16.50	32.38	48.88	-5.12	54.00	Average

Notes:

1. " *", means this data is the worst emission level.

2. C.F (dB/m) = Antenna Factor (dB/m) + Cable Loss (dB).

3. Measurement (dBμV/m) = Reading (dBμV) + C.F (dB/m).

Site	WZ-AC2	Test Date	2024-06-28
Test Engineer	Frank Xue	Temy	24.1°C/46.7%
Factor	BBHA 9120D_1457_1-18GHz	Polarity	Horizontal
EUT	ACCESS POINT	Test Voltage	120V/60Hz
Test Mode	Transmit at Ant 14 2470MHz Ant 72480MHz		

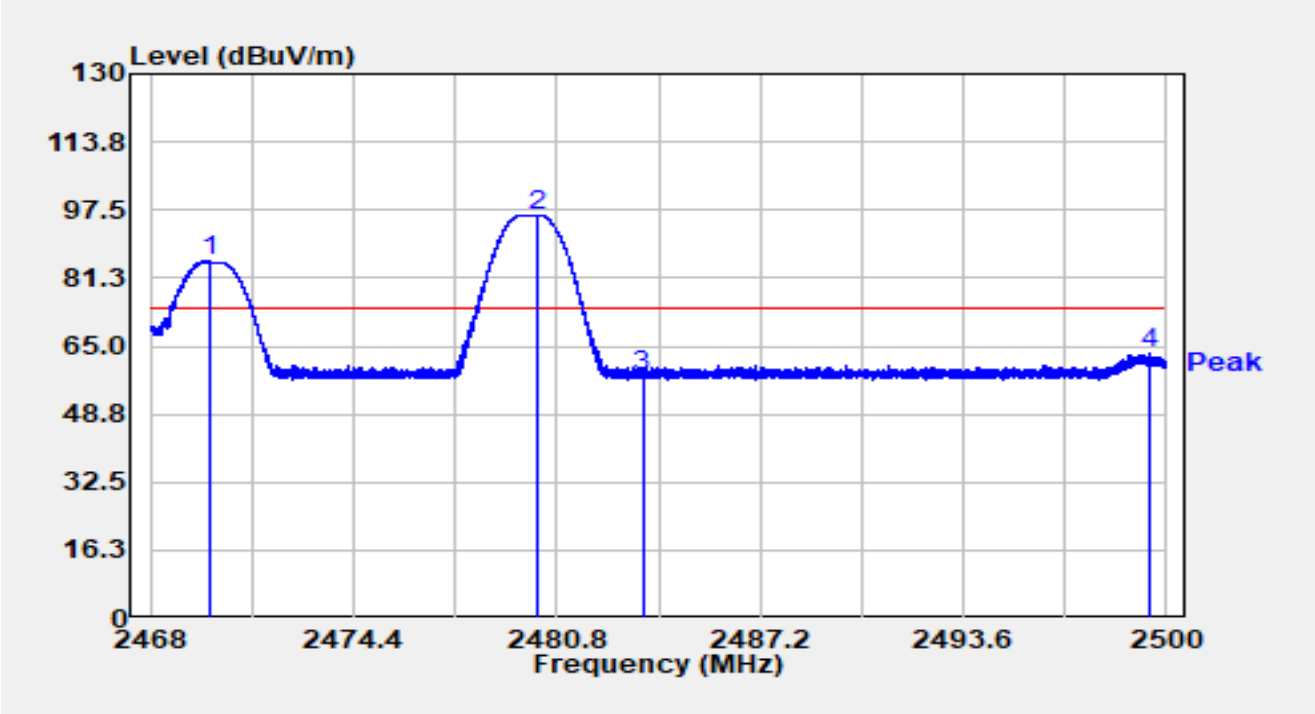

No	Mark	Frequency (MHz)	Reading (dBμV)	C.F (dB/m)	Measurement (dBμV/m)	Margin (dB)	Limit (dBμV/m)	Detector
1		2469.869	52.85	32.38	85.23	N/A	N/A	Peak
2		2480.224	63.91	32.38	96.29	N/A	N/A	Peak
3		2483.500	25.61	32.38	57.99	-16.01	74.00	Peak
4	*	2499.459	30.65	32.41	63.06	-10.94	74.00	Peak

Notes:

1. " *", means this data is the worst emission level.

2. C.F (dB/m) = Antenna Factor (dB/m) + Cable Loss (dB).

3. Measurement (dBμV/m) = Reading (dBμV) + C.F (dB/m).

Site	WZ-AC2	Test Date	2024-06-28
Test Engineer	Frank Xue	Temy	24.1°C/46.7%
Factor	BBHA 9120D_1457_1-18GHz	Polarity	Horizontal
EUT	ACCESS POINT	Test Voltage	120V/60Hz
Test Mode	Transmit at Ant 14 2470MHz Ant 72480MHz		

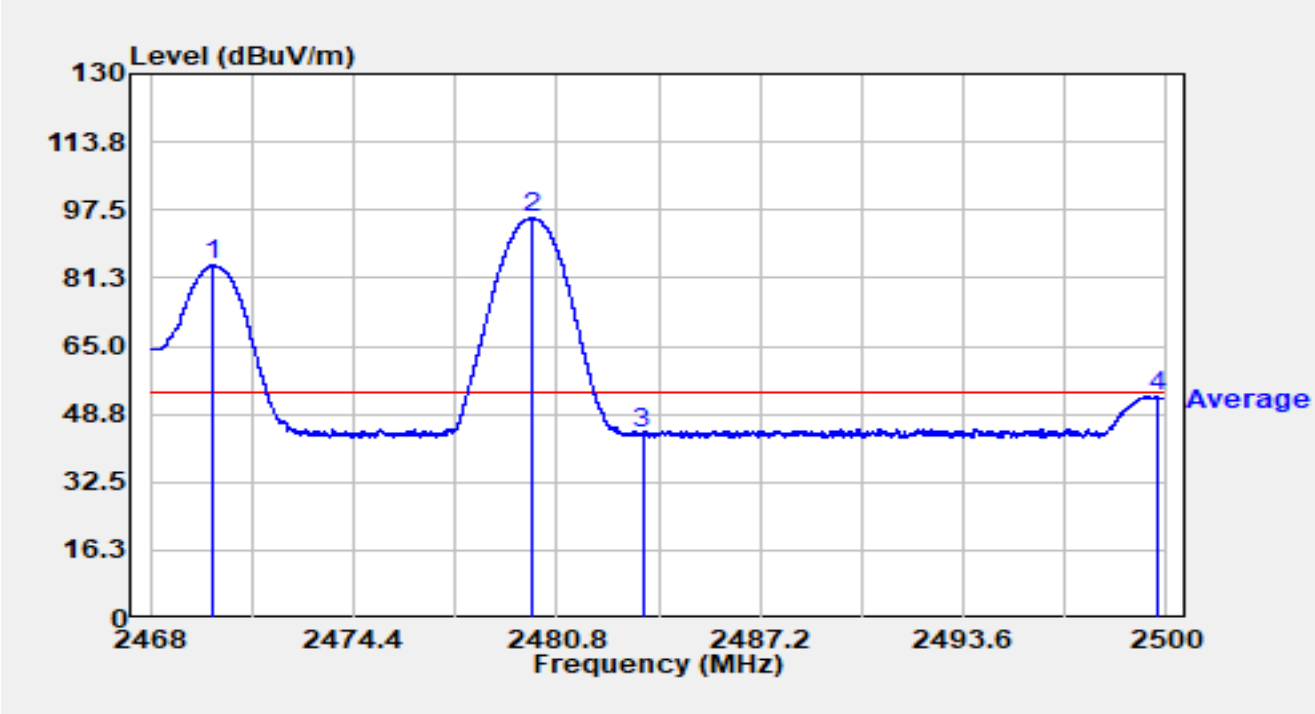

No	Mark	Frequency (MHz)	Reading (dBμV)	C.F (dB/m)	Measurement (dBμV/m)	Margin (dB)	Limit (dBμV/m)	Detector
1		2469.990	51.86	32.38	84.24	N/A	N/A	Average
2		2480.042	63.23	32.38	95.61	N/A	N/A	Average
3		2483.500	11.86	32.38	44.24	-9.76	54.00	Average
4	*	2499.725	20.57	32.41	52.98	-1.02	54.00	Average

Notes:

1. " *", means this data is the worst emission level.

2. C.F (dB/m) = Antenna Factor (dB/m) + Cable Loss (dB).

3. Measurement (dBμV/m) = Reading (dBμV) + C.F (dB/m).

Site	WZ-AC2	Test Date	2024-06-28
Test Engineer	Frank Xue	Temy	24.1°C/46.7%
Factor	BBHA 9120D_1457_1-18GHz	Polarity	Vertical
EUT	ACCESS POINT	Test Voltage	120V/60Hz
Test Mode	Transmit at Ant 14 2470MHz Ant 72480MHz		

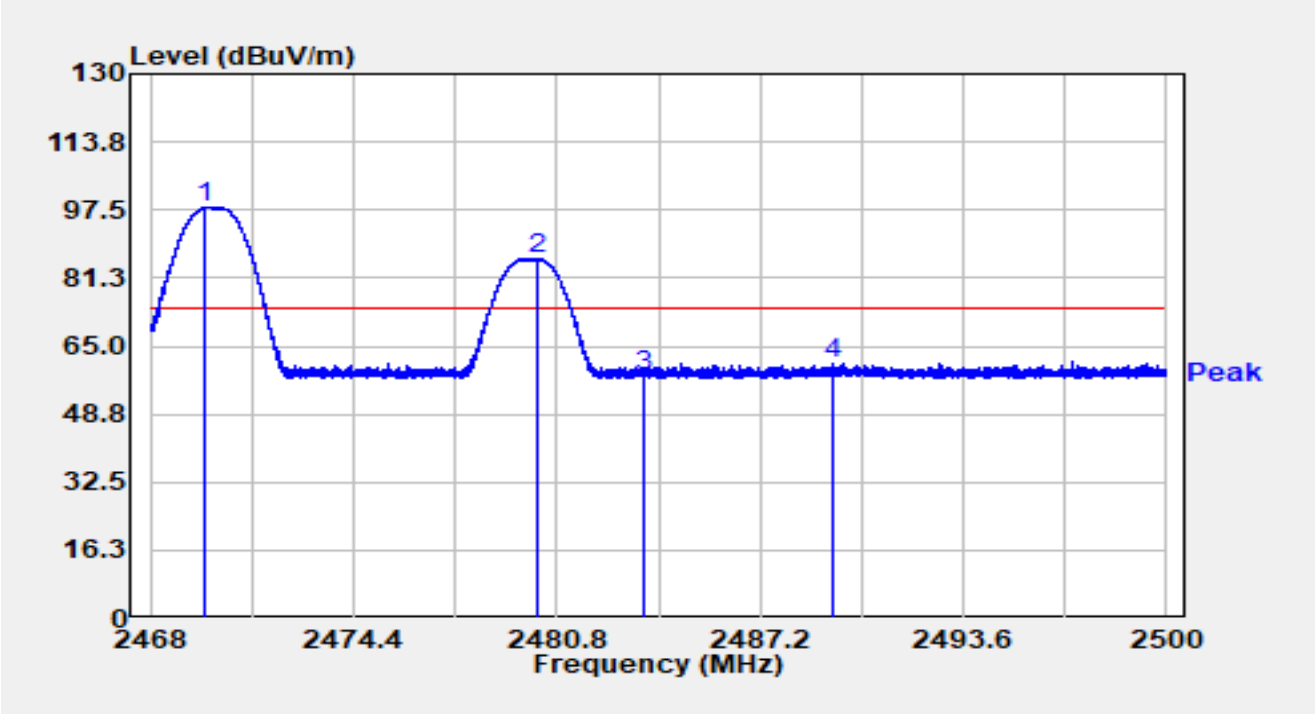

No	Mark	Frequency (MHz)	Reading (dBμV)	C.F (dB/m)	Measurement (dBμV/m)	Margin (dB)	Limit (dBμV/m)	Detector
1		2469.725	65.62	32.38	98.00	N/A	N/A	Peak
2		2480.227	53.42	32.38	85.81	N/A	N/A	Peak
3		2483.501	25.58	32.38	57.96	-16.04	74.00	Peak
4	*	2489.482	28.55	32.38	60.93	-13.07	74.00	Peak

Notes:

1. " *", means this data is the worst emission level.

2. C.F (dB/m) = Antenna Factor (dB/m) + Cable Loss (dB).

3. Measurement (dBμV/m) = Reading (dBμV) + C.F (dB/m).

Site	WZ-AC2	Test Date	2024-06-28
Test Engineer	Frank Xue	Temy	24.1°C/46.7%
Factor	BBHA 9120D_1457_1-18GHz	Polarity	Vertical
EUT	ACCESS POINT	Test Voltage	120V/60Hz
Test Mode	Transmit at Ant 14 2470MHz Ant 72480MHz		

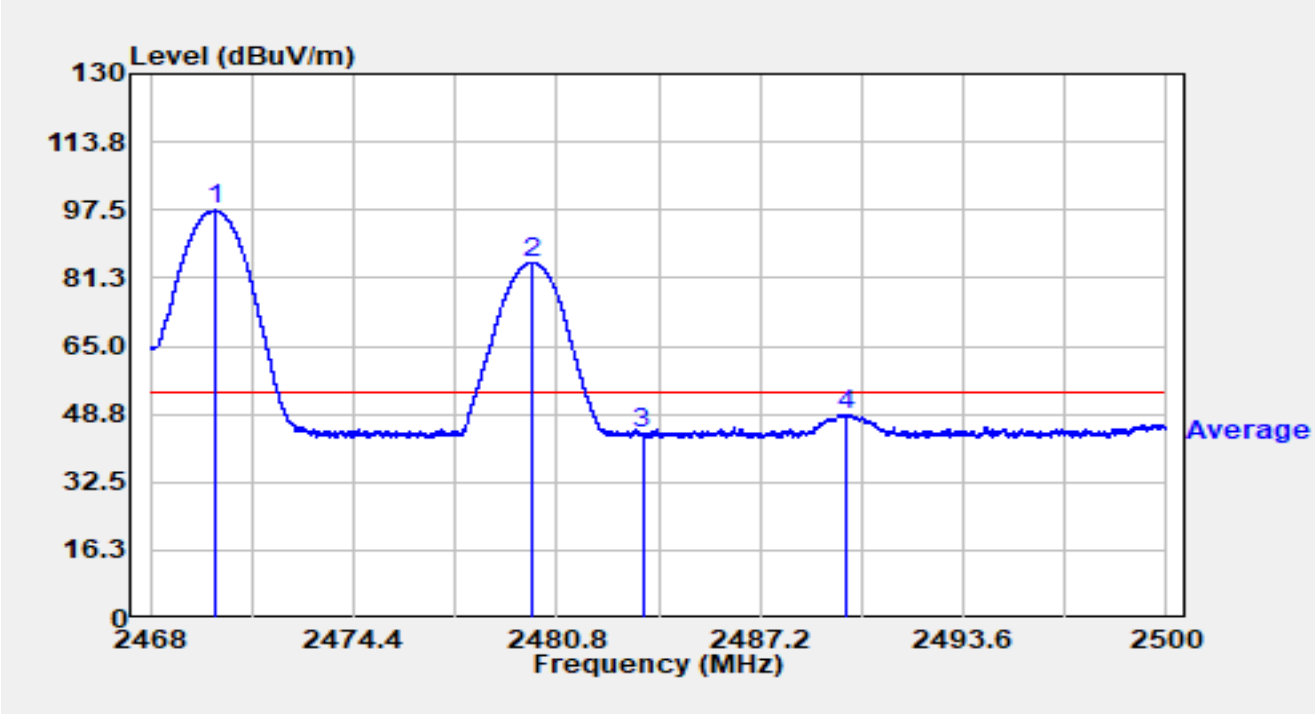

No	Mark	Frequency (MHz)	Reading (dBμV)	C.F (dB/m)	Measurement (dBμV/m)	Margin (dB)	Limit (dBμV/m)	Detector
1		2470.010	65.00	32.38	97.38	N/A	N/A	Average
2		2480.032	52.69	32.38	85.08	N/A	N/A	Average
3		2483.500	11.90	32.38	44.28	-9.72	54.00	Average
4	*	2489.939	16.18	32.38	48.56	-5.44	54.00	Average

Notes:

1. " *", means this data is the worst emission level.

2. C.F (dB/m) = Antenna Factor (dB/m) + Cable Loss (dB).

3. Measurement (dBμV/m) = Reading (dBμV) + C.F (dB/m).

Site	WZ-AC2	Test Date	2024-06-28
Test Engineer	Ajin Fan	Temy	24.1°C/46.7%
Factor	BBHA 9120D_1457_1-18GHz	Polarity	Horizontal
EUT	ACCESS POINT	Test Voltage	120V/60Hz
Test Mode	Transmit at Ant 14 2472MHz Ant 72468MHz		

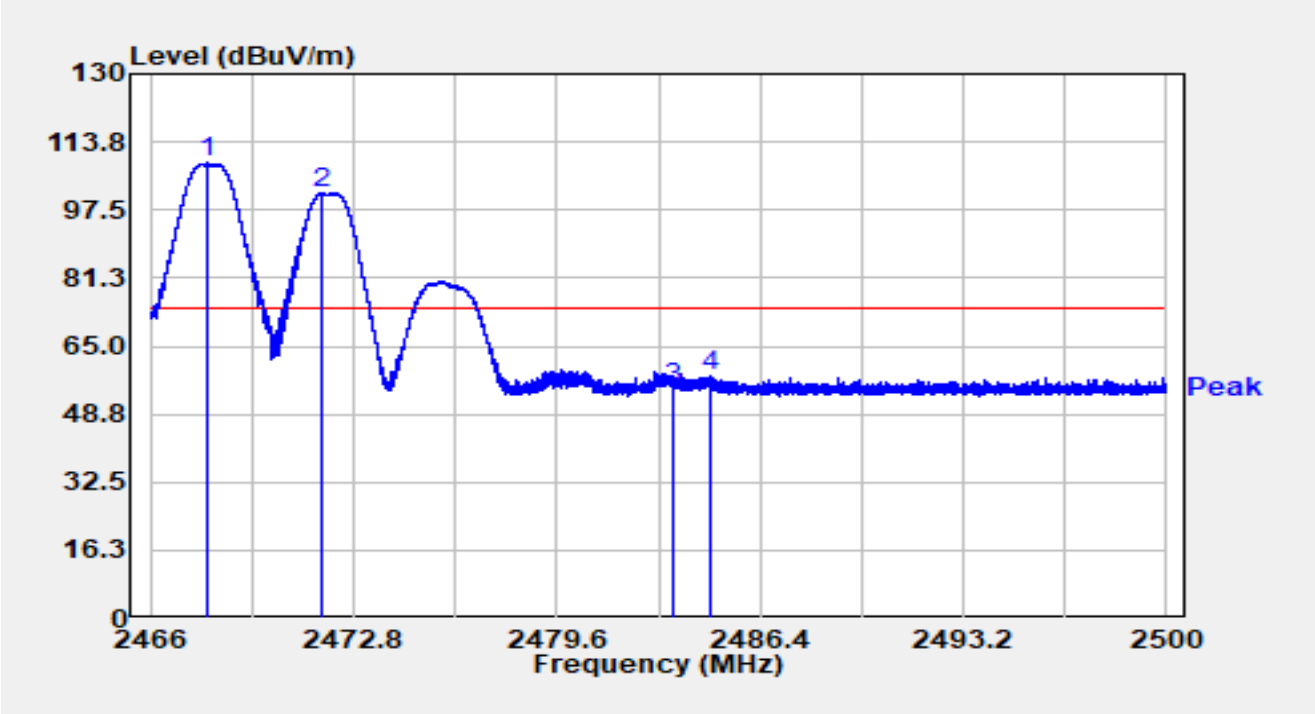

No	Mark	Frequency (MHz)	Reading (dBμV)	C.F (dB/m)	Measurement (dBμV/m)	Margin (dB)	Limit (dBμV/m)	Detector
1		2467.931	76.31	32.37	108.69	N/A	N/A	Peak
2		2471.722	69.04	32.38	101.42	N/A	N/A	Peak
3		2483.500	22.77	32.38	55.15	-18.85	74.00	Peak
4	*	2484.761	25.43	32.38	57.81	-16.19	74.00	Peak

Notes:

1. " *", means this data is the worst emission level.

2. C.F (dB/m) = Antenna Factor (dB/m) + Cable Loss (dB).

3. Measurement (dBμV/m) = Reading (dBμV) + C.F (dB/m).

Site	WZ-AC2	Test Date	2024-06-28
Test Engineer	Ajin Fan	Temy	24.1°C/46.7%
Factor	BBHA 9120D_1457_1-18GHz	Polarity	Horizontal
EUT	ACCESS POINT	Test Voltage	120V/60Hz
Test Mode	Transmit at Ant 14 2472MHz Ant 72468MHz		

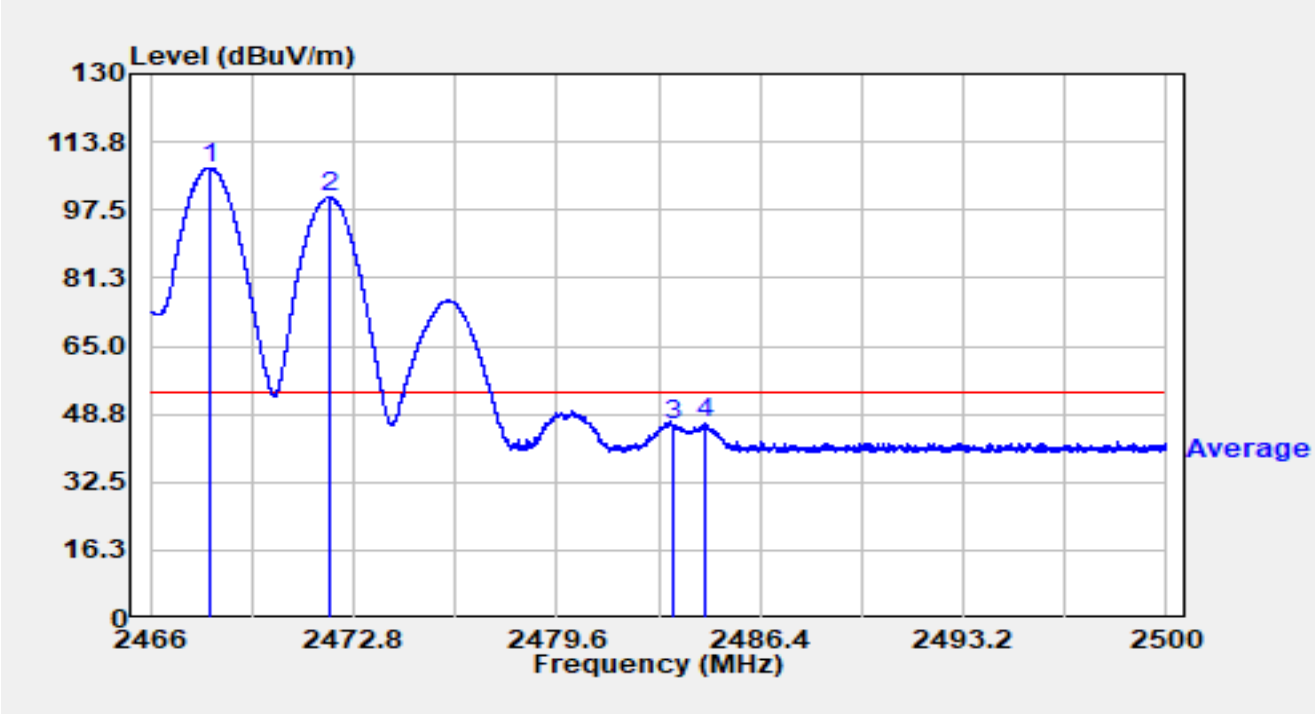

No	Mark	Frequency (MHz)	Reading (dBμV)	C.F (dB/m)	Measurement (dBμV/m)	Margin (dB)	Limit (dBμV/m)	Detector
1		2467.982	75.26	32.37	107.63	N/A	N/A	Average
2		2472.004	68.24	32.38	100.62	N/A	N/A	Average
3		2483.500	13.60	32.38	45.98	-8.02	54.00	Average
4	*	2484.598	14.12	32.38	46.50	-7.50	54.00	Average

Notes:

1. " *", means this data is the worst emission level.
2. C.F (dB/m) = Antenna Factor (dB/m) + Cable Loss (dB).
3. Measurement (dBμV/m) = Reading (dBμV) + C.F (dB/m).

Site	WZ-AC2	Test Date	2024-06-28
Test Engineer	Ajin Fan	Temy	24.1°C/46.7%
Factor	BBHA 9120D_1457_1-18GHz	Polarity	Vertical
EUT	ACCESS POINT	Test Voltage	120V/60Hz
Test Mode	Transmit at Ant 14 2472MHz Ant 72468MHz		

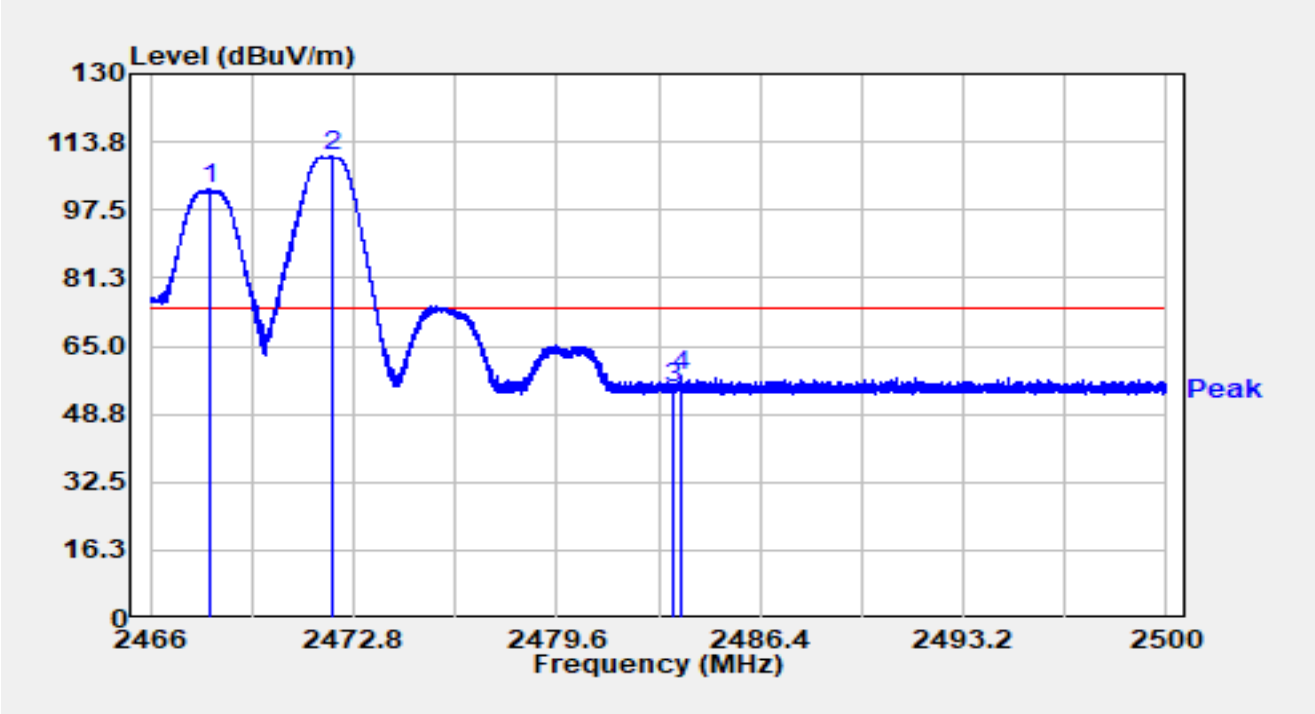

No	Mark	Frequency (MHz)	Reading (dBμV)	C.F (dB/m)	Measurement (dBμV/m)	Margin (dB)	Limit (dBμV/m)	Detector
1		2467.979	69.94	32.37	102.31	N/A	N/A	Peak
2		2472.106	77.82	32.38	110.21	N/A	N/A	Peak
3		2483.500	22.37	32.38	54.76	-19.24	74.00	Peak
4	*	2483.734	25.38	32.38	57.76	-16.24	74.00	Peak

Notes:

1. " *", means this data is the worst emission level.

2. C.F (dB/m) = Antenna Factor (dB/m) + Cable Loss (dB).

3. Measurement (dBμV/m) = Reading (dBμV) + C.F (dB/m).

Site	WZ-AC2	Test Date	2024-06-28
Test Engineer	Ajin Fan	Temy	24.1°C/46.7%
Factor	BBHA 9120D_1457_1-18GHz	Polarity	Vertical
EUT	ACCESS POINT	Test Voltage	120V/60Hz
Test Mode	Transmit at Ant 14 2472MHz Ant 72468MHz		

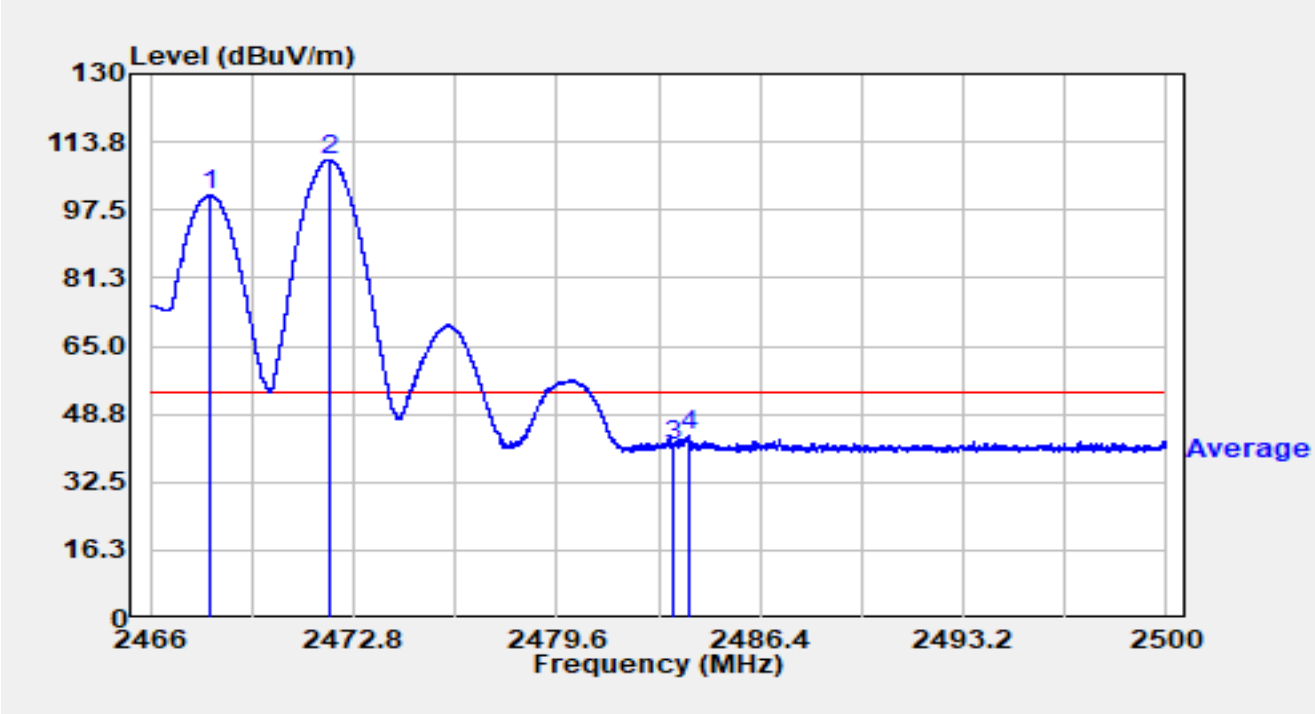

No	Mark	Frequency (MHz)	Reading (dBµV)	C.F (dB/m)	Measurement (dBµV/m)	Margin (dB)	Limit (dBµV/m)	Detector
1		2467.999	68.82	32.37	101.19	N/A	N/A	Average
2		2471.977	77.11	32.38	109.49	N/A	N/A	Average
3		2483.500	8.62	32.38	41.01	-12.99	54.00	Average
4	*	2484.006	11.26	32.38	43.64	-10.36	54.00	Average

Notes:

1. " *", means this data is the worst emission level.
2. C.F (dB/m) = Antenna Factor (dB/m) + Cable Loss (dB).
3. Measurement (dBµV/m) = Reading (dBµV) + C.F (dB/m).

Site	WZ-AC2	Test Date	2024-06-28
Test Engineer	Ajin Fan	Temy	24.1°C/46.7%
Factor	BBHA 9120D_1457_1-18GHz	Polarity	Horizontal
EUT	ACCESS POINT	Test Voltage	120V/60Hz
Test Mode	Transmit at Ant 14 2472MHz Ant 72470MHz		

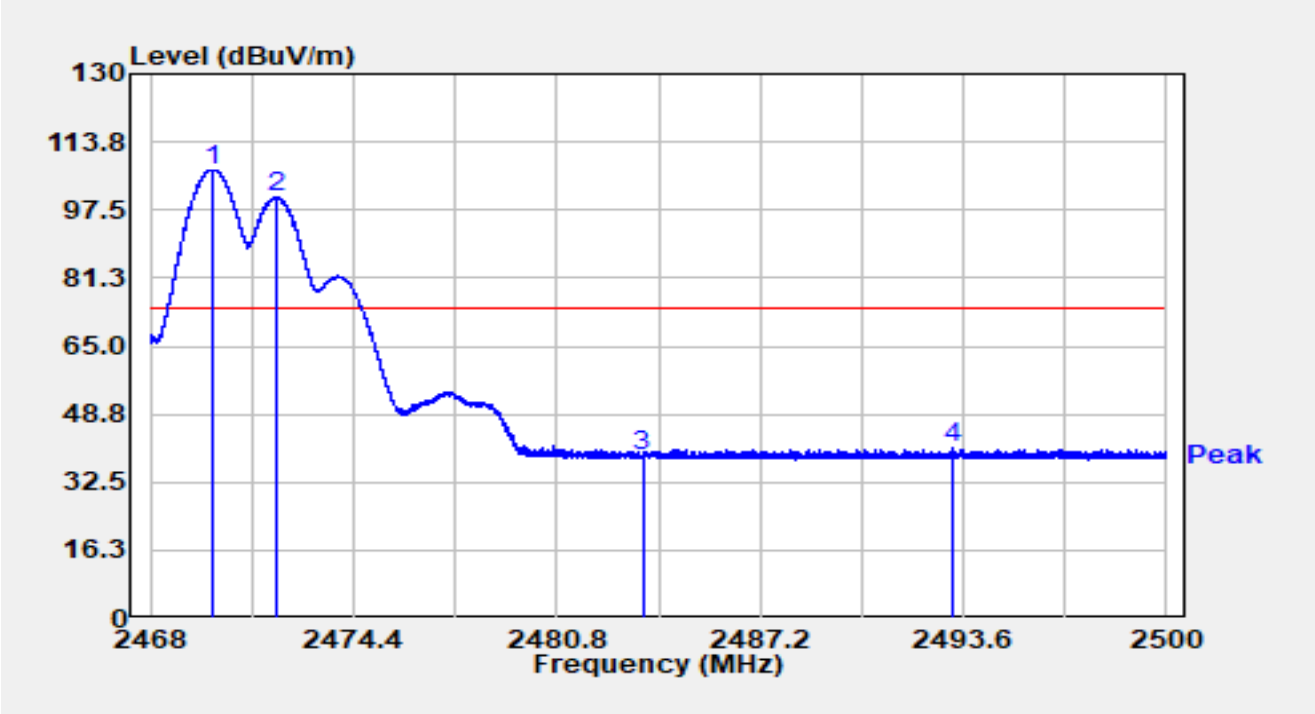

No	Mark	Frequency (MHz)	Reading (dBμV)	C.F (dB/m)	Measurement (dBμV/m)	Margin (dB)	Limit (dBμV/m)	Detector
1		2469.981	74.78	32.38	107.15	N/A	N/A	Peak
2		2471.997	68.07	32.38	100.45	N/A	N/A	Peak
3		2483.500	6.46	32.38	38.84	-35.16	74.00	Peak
4	*	2493.238	8.55	32.38	40.93	-33.07	74.00	Peak

Notes:

1. " *", means this data is the worst emission level.

2. C.F (dB/m) = Antenna Factor (dB/m) + Cable Loss (dB).

3. Measurement (dBμV/m) = Reading (dBμV) + C.F (dB/m).

Site	WZ-AC2	Test Date	2024-06-28
Test Engineer	Ajin Fan	Temy	24.1°C/46.7%
Factor	BBHA 9120D_1457_1-18GHz	Polarity	Horizontal
EUT	ACCESS POINT	Test Voltage	120V/60Hz
Test Mode	Transmit at Ant 14 2472MHz Ant 72470MHz		

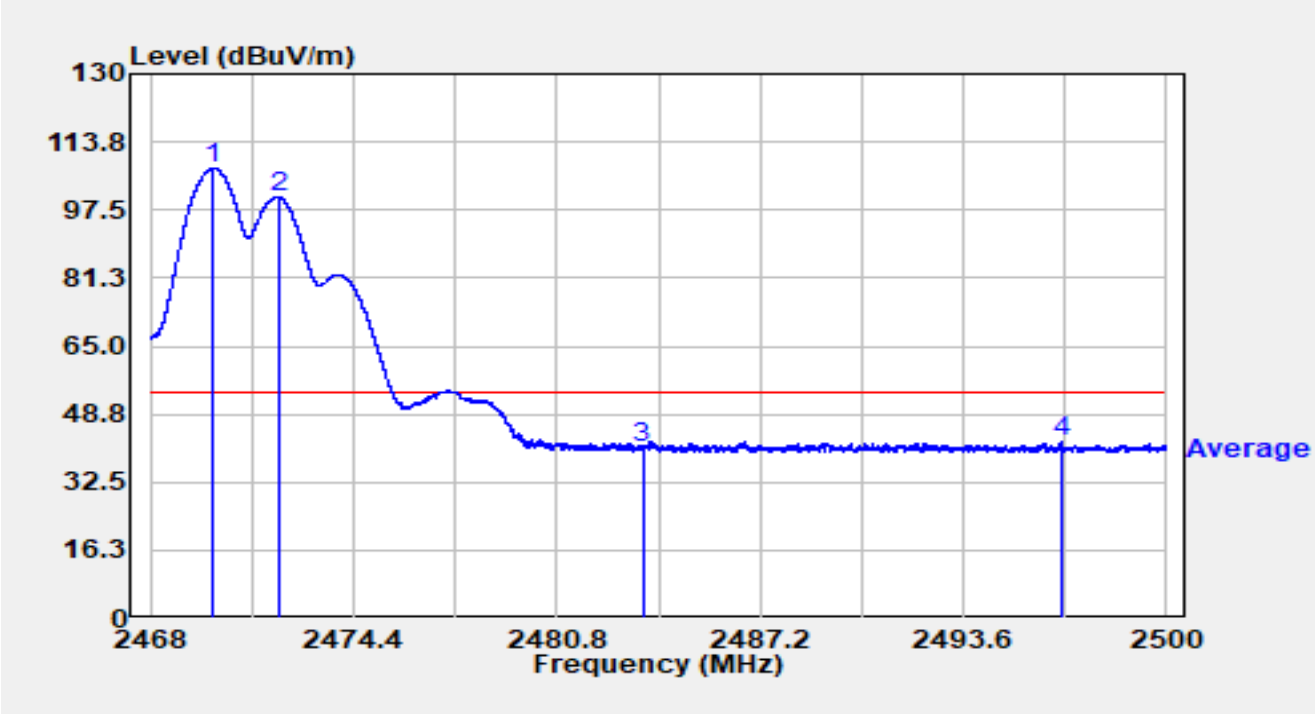

No	Mark	Frequency (MHz)	Reading (dBμV)	C.F (dB/m)	Measurement (dBμV/m)	Margin (dB)	Limit (dBμV/m)	Detector
1		2470.000	75.08	32.38	107.46	N/A	N/A	Average
2		2472.019	68.35	32.38	100.74	N/A	N/A	Average
3		2483.500	8.33	32.38	40.71	-13.29	54.00	Average
4	*	2496.669	9.68	32.39	42.08	-11.92	54.00	Average

Notes:

1. " *", means this data is the worst emission level.

2. C.F (dB/m) = Antenna Factor (dB/m) + Cable Loss (dB).

3. Measurement (dBμV/m) = Reading (dBμV) + C.F (dB/m).

Site	WZ-AC2	Test Date	2024-06-28
Test Engineer	Ajin Fan	Temy	24.1°C/46.7%
Factor	BBHA 9120D_1457_1-18GHz	Polarity	Vertical
EUT	ACCESS POINT	Test Voltage	120V/60Hz
Test Mode	Transmit at Ant 14 2472MHz Ant 72470MHz		

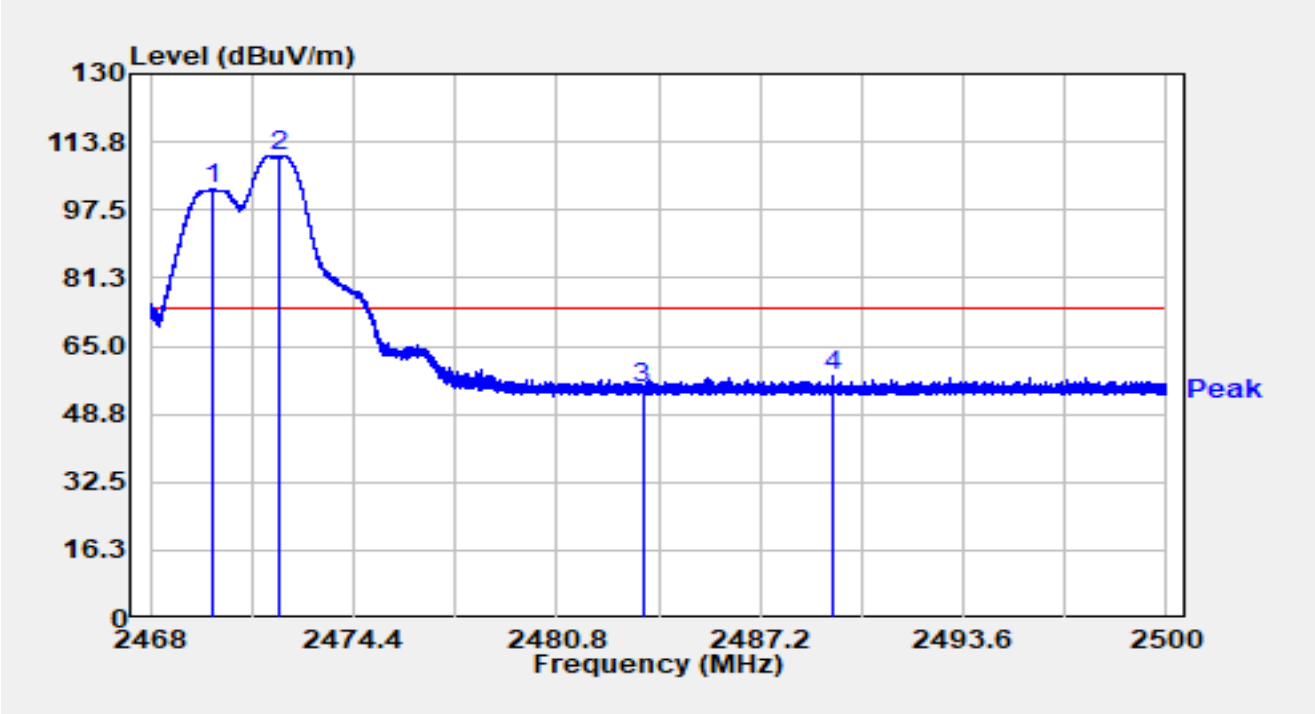

No	Mark	Frequency (MHz)	Reading (dBμV)	C.F (dB/m)	Measurement (dBμV/m)	Margin (dB)	Limit (dBμV/m)	Detector
1		2469.965	70.21	32.38	102.59	N/A	N/A	Peak
2		2472.067	77.90	32.38	110.28	N/A	N/A	Peak
3		2483.500	22.53	32.38	54.91	-19.09	74.00	Peak
4	*	2489.472	25.66	32.38	58.04	-15.96	74.00	Peak

Notes:

1. " *", means this data is the worst emission level.

2. C.F (dB/m) = Antenna Factor (dB/m) + Cable Loss (dB).

3. Measurement (dBμV/m) = Reading (dBμV) + C.F (dB/m).

Site	WZ-AC2	Test Date	2024-06-28
Test Engineer	Ajin Fan	Temy	24.1°C/46.7%
Factor	BBHA 9120D_1457_1-18GHz	Polarity	Vertical
EUT	ACCESS POINT	Test Voltage	120V/60Hz
Test Mode	Transmit at Ant 14 2472MHz Ant 72470MHz		

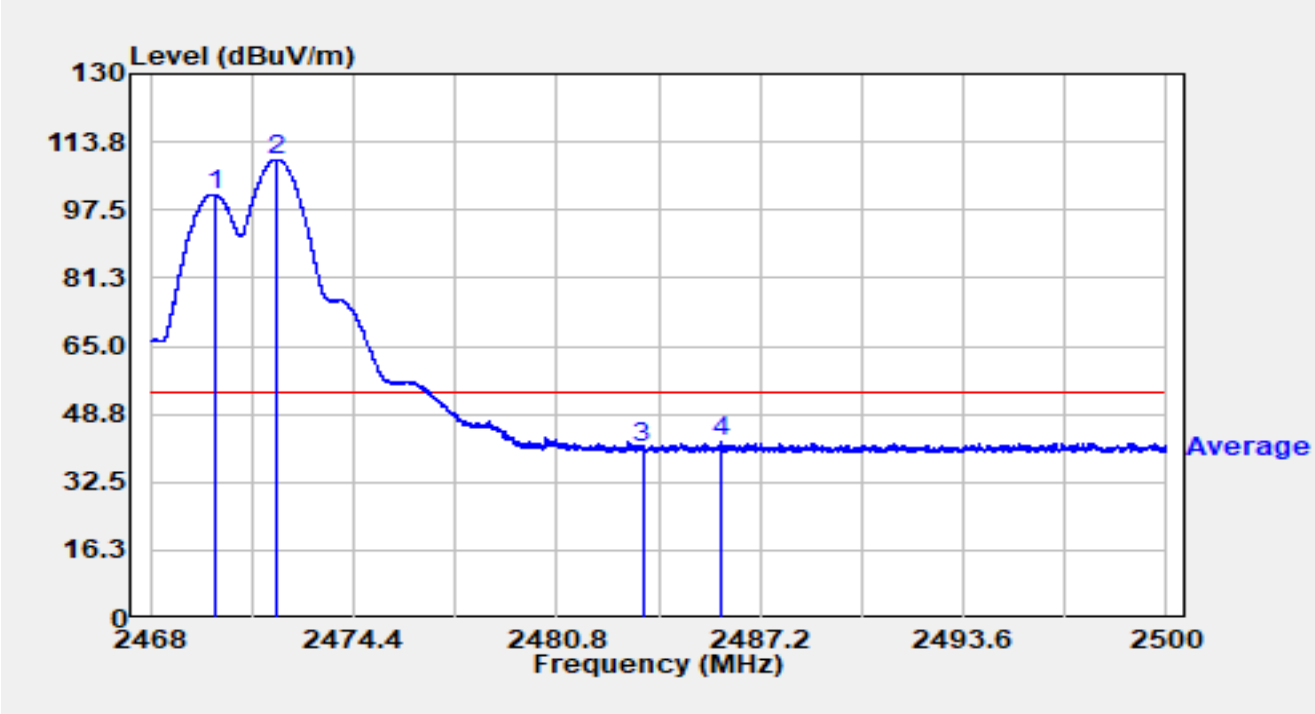

No	Mark	Frequency (MHz)	Reading (dBμV)	C.F (dB/m)	Measurement (dBμV/m)	Margin (dB)	Limit (dBμV/m)	Detector
1		2470.048	68.91	32.38	101.29	N/A	N/A	Average
2		2471.984	77.17	32.38	109.55	N/A	N/A	Average
3		2483.500	8.31	32.38	40.69	-13.31	54.00	Average
4	*	2485.978	9.66	32.38	42.04	-11.96	54.00	Average

Notes:

1. " *", means this data is the worst emission level.
2. C.F (dB/m) = Antenna Factor (dB/m) + Cable Loss (dB).
3. Measurement (dBμV/m) = Reading (dBμV) + C.F (dB/m).

Site	WZ-AC2	Test Date	2024-06-28
Test Engineer	Frank Xue	Temy	24.1°C/46.7%
Factor	BBHA 9120D_1457_1-18GHz	Polarity	Horizontal
EUT	ACCESS POINT	Test Voltage	120V/60Hz
Test Mode	Transmit at Ant 14 2472MHz Ant 72474MHz		

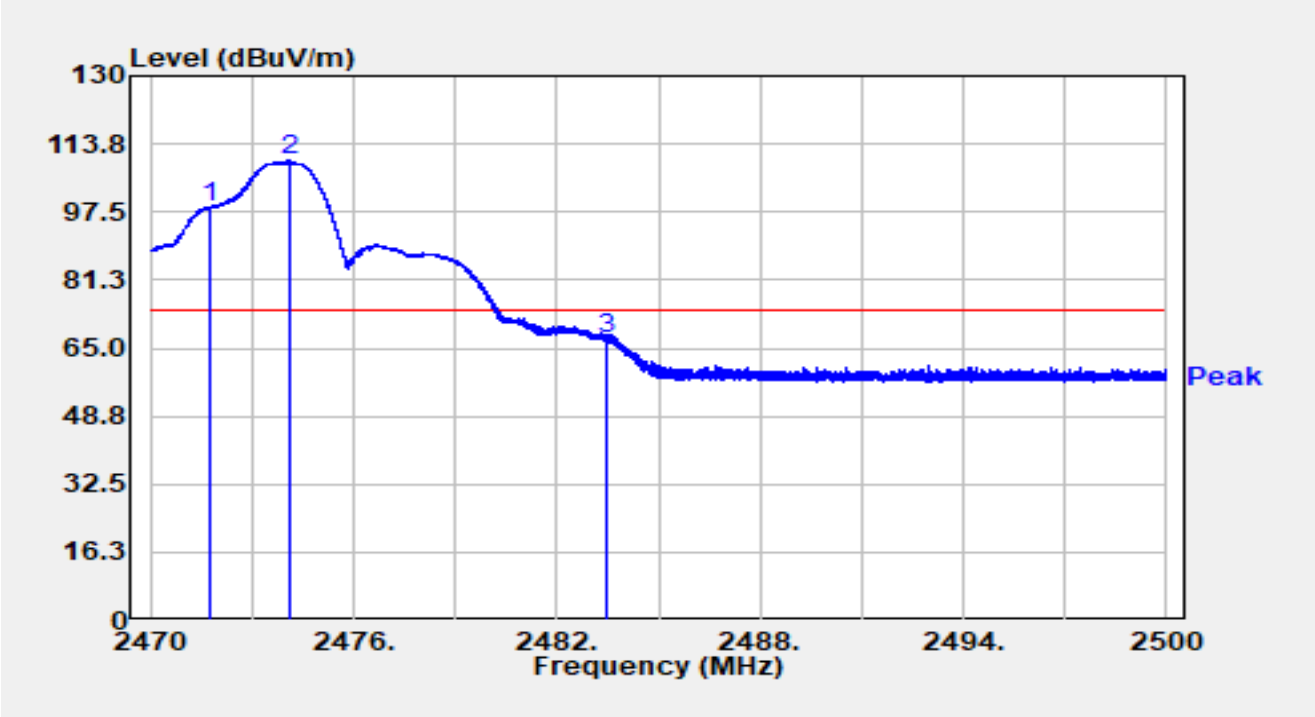

No	Mark	Frequency (MHz)	Reading (dBμV)	C.F (dB/m)	Measurement (dBμV/m)	Margin (dB)	Limit (dBμV/m)	Detector
1		2471.791	66.42	32.38	98.80	N/A	N/A	Peak
2		2474.089	77.31	32.39	109.69	N/A	N/A	Peak
3	*	2483.500	35.02	32.38	67.40	-6.60	74.00	Peak

Notes:

1. " *", means this data is the worst emission level.

2. C.F (dB/m) = Antenna Factor (dB/m) + Cable Loss (dB).

3. Measurement (dBμV/m) = Reading (dBμV) + C.F (dB/m).

Site	WZ-AC2	Test Date	2024-06-28
Test Engineer	Frank Xue	Temy	24.1°C/46.7%
Factor	BBHA 9120D_1457_1-18GHz	Polarity	Horizontal
EUT	ACCESS POINT	Test Voltage	120V/60Hz
Test Mode	Transmit at Ant 14 2472MHz Ant 72474MHz		

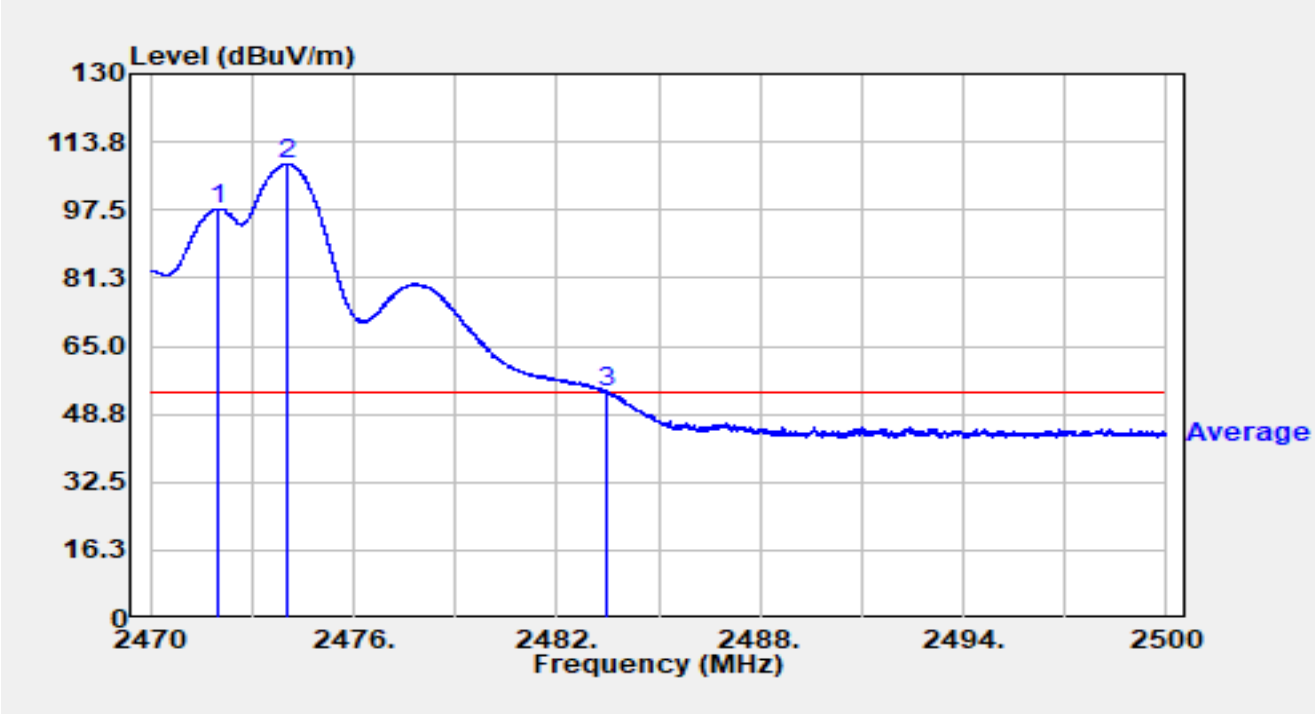

No	Mark	Frequency (MHz)	Reading (dBμV)	C.F (dB/m)	Measurement (dBμV/m)	Margin (dB)	Limit (dBμV/m)	Detector
1		2472.028	65.41	32.38	97.79	N/A	N/A	Average
2		2474.068	76.15	32.39	108.54	N/A	N/A	Average
3	*	2483.500	21.47	32.38	53.85	-0.15	54.00	Average

Notes:

1. " *", means this data is the worst emission level.

2. C.F (dB/m) = Antenna Factor (dB/m) + Cable Loss (dB).

3. Measurement (dBμV/m) = Reading (dBμV) + C.F (dB/m).

Site	WZ-AC2	Test Date	2024-06-28
Test Engineer	Frank Xue	Temy	24.1°C/46.7%
Factor	BBHA 9120D_1457_1-18GHz	Polarity	Vertical
EUT	ACCESS POINT	Test Voltage	120V/60Hz
Test Mode	Transmit at Ant 14 2472MHz Ant 72474MHz		

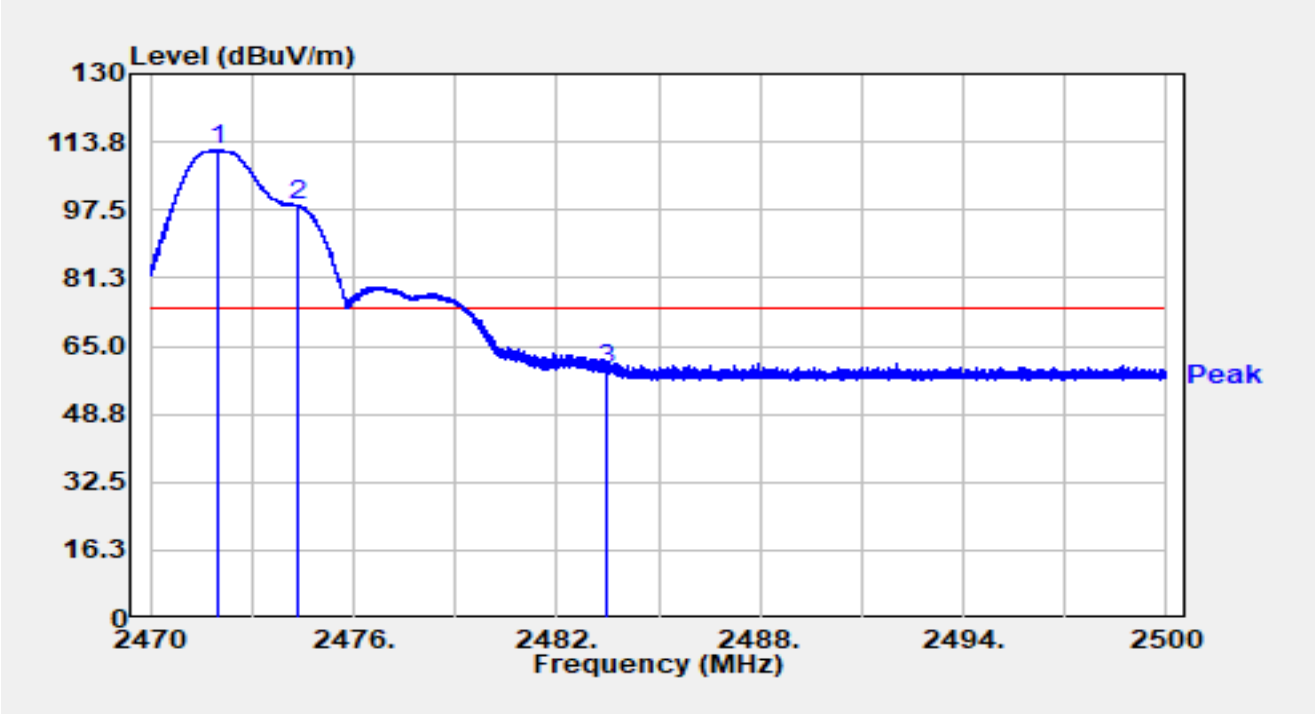

No	Mark	Frequency (MHz)	Reading (dBμV)	C.F (dB/m)	Measurement (dBμV/m)	Margin (dB)	Limit (dBμV/m)	Detector
1		2471.965	79.34	32.38	111.72	N/A	N/A	Peak
2		2474.335	66.25	32.39	98.64	N/A	N/A	Peak
3	*	2483.500	27.07	32.38	59.46	-14.54	74.00	Peak

Notes:

1. " *", means this data is the worst emission level.

2. C.F (dB/m) = Antenna Factor (dB/m) + Cable Loss (dB).

3. Measurement (dBμV/m) = Reading (dBμV) + C.F (dB/m).

Site	WZ-AC2	Test Date	2024-06-28
Test Engineer	Frank Xue	Temy	24.1°C/46.7%
Factor	BBHA 9120D_1457_1-18GHz	Polarity	Vertical
EUT	ACCESS POINT	Test Voltage	120V/60Hz
Test Mode	Transmit at Ant 14 2472MHz Ant 72474MHz		

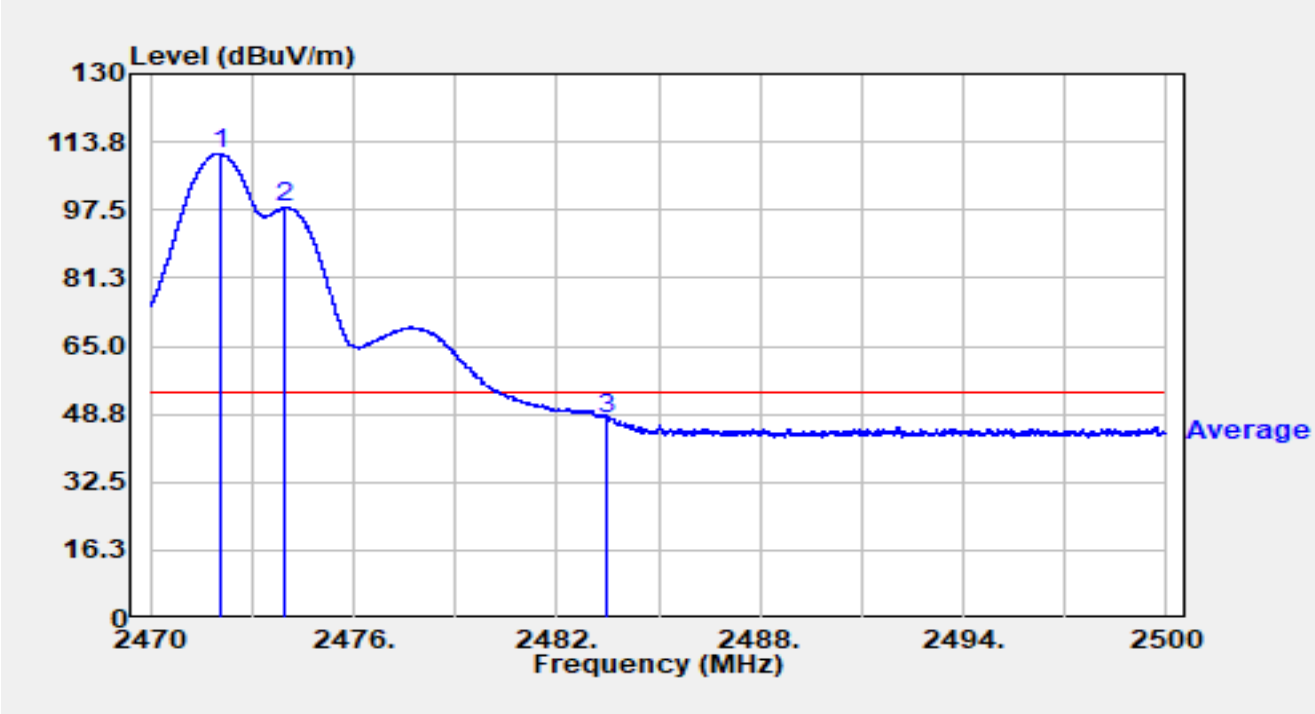

No	Mark	Frequency (MHz)	Reading (dBμV)	C.F (dB/m)	Measurement (dBμV/m)	Margin (dB)	Limit (dBμV/m)	Detector
1		2472.058	78.55	32.38	110.93	N/A	N/A	Average
2		2473.972	65.68	32.39	98.06	N/A	N/A	Average
3	*	2483.500	15.44	32.38	47.82	-6.18	54.00	Average

Notes:

1. " *", means this data is the worst emission level.

2. C.F (dB/m) = Antenna Factor (dB/m) + Cable Loss (dB).

3. Measurement (dBμV/m) = Reading (dBμV) + C.F (dB/m).

Site	WZ-AC2	Test Date	2024-06-28
Test Engineer	Frank Xue	Temy	24.1°C/46.7%
Factor	BBHA 9120D_1457_1-18GHz	Polarity	Horizontal
EUT	ACCESS POINT	Test Voltage	120V/60Hz
Test Mode	Transmit at Ant 14 2472MHz Ant 72476MHz		

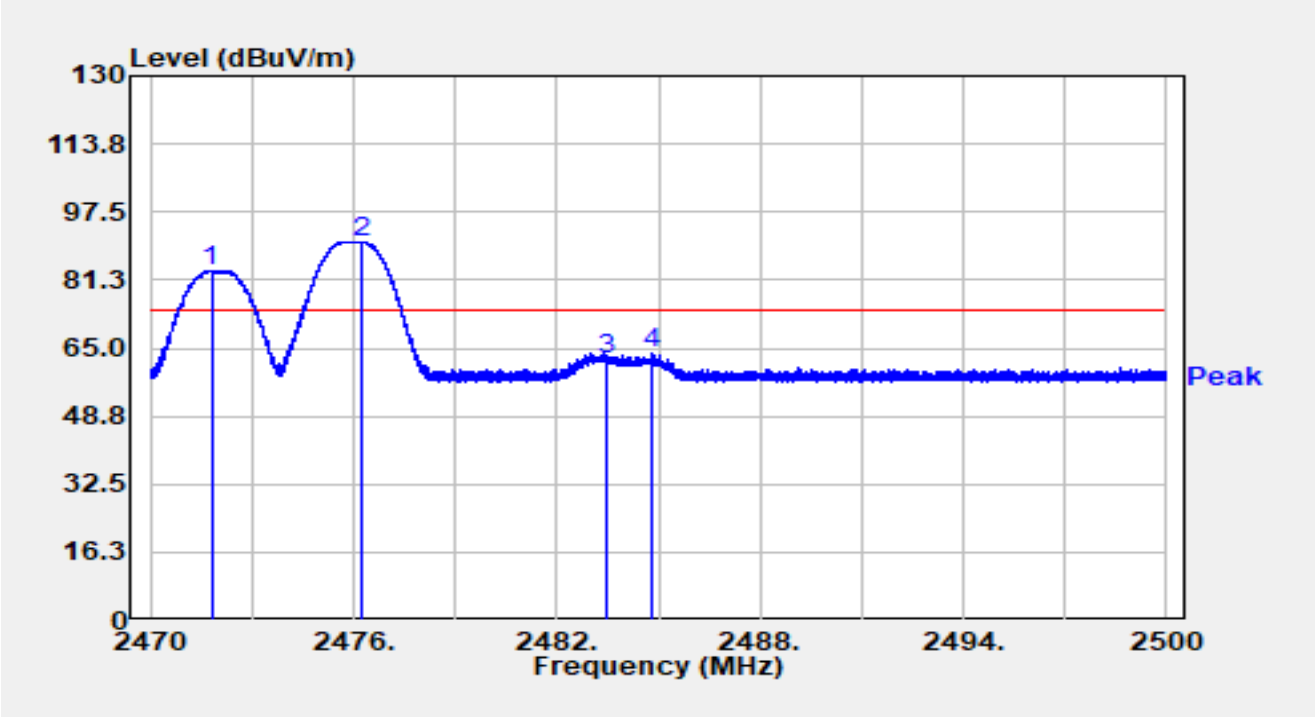

No	Mark	Frequency (MHz)	Reading (dBμV)	C.F (dB/m)	Measurement (dBμV/m)	Margin (dB)	Limit (dBμV/m)	Detector
1		2471.800	51.09	32.38	83.47	N/A	N/A	Peak
2		2476.267	58.06	32.39	90.45	N/A	N/A	Peak
3		2483.500	29.76	32.38	62.14	-11.86	74.00	Peak
4	*	2484.778	31.43	32.38	63.81	-10.19	74.00	Peak

Notes:

1. " *", means this data is the worst emission level.

2. C.F (dB/m) = Antenna Factor (dB/m) + Cable Loss (dB).

3. Measurement (dBμV/m) = Reading (dBμV) + C.F (dB/m).

Site	WZ-AC2	Test Date	2024-06-28
Test Engineer	Frank Xue	Temy	24.1°C/46.7%
Factor	BBHA 9120D_1457_1-18GHz	Polarity	Horizontal
EUT	ACCESS POINT	Test Voltage	120V/60Hz
Test Mode	Transmit at Ant 14 2472MHz Ant 72476MHz		

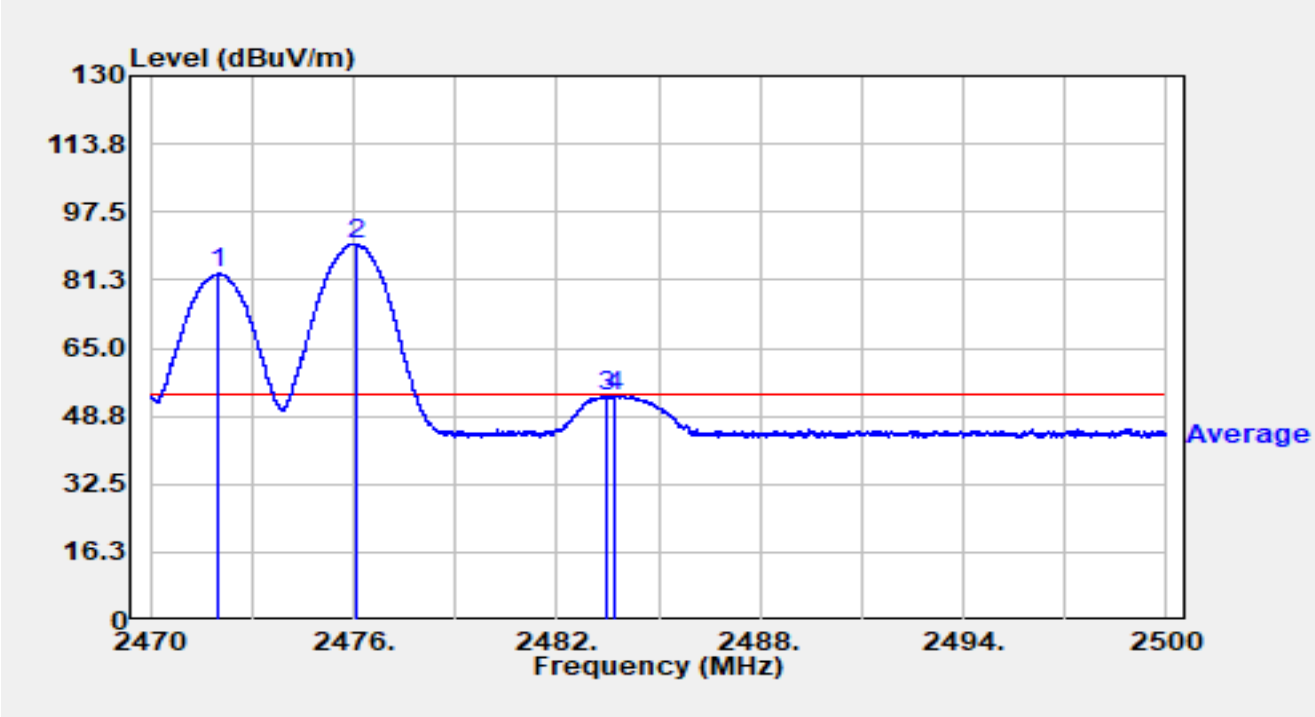

No	Mark	Frequency (MHz)	Reading (dBμV)	C.F (dB/m)	Measurement (dBμV/m)	Margin (dB)	Limit (dBμV/m)	Detector
1		2471.980	50.36	32.38	82.74	N/A	N/A	Average
2		2476.048	57.49	32.39	89.88	N/A	N/A	Average
3		2483.500	21.00	32.38	53.39	-0.61	54.00	Average
4	*	2483.716	21.20	32.38	53.58	-0.42	54.00	Average

Notes:

1. " *", means this data is the worst emission level.

2. C.F (dB/m) = Antenna Factor (dB/m) + Cable Loss (dB).

3. Measurement (dBμV/m) = Reading (dBμV) + C.F (dB/m).

Site	WZ-AC2	Test Date	2024-06-28
Test Engineer	Frank Xue	Temy	24.1°C/46.7%
Factor	BBHA 9120D_1457_1-18GHz	Polarity	Vertical
EUT	ACCESS POINT	Test Voltage	120V/60Hz
Test Mode	Transmit at Ant 14 2472MHz Ant 72476MHz		

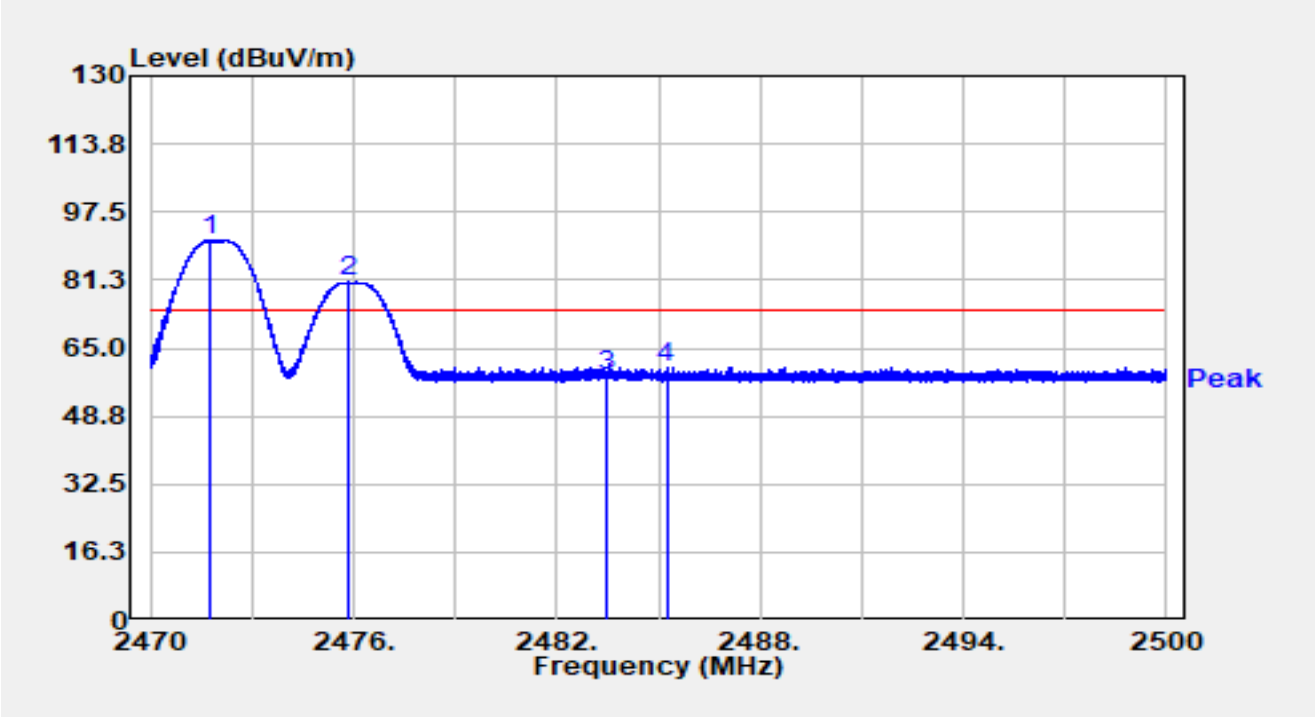

No	Mark	Frequency (MHz)	Reading (dBμV)	C.F (dB/m)	Measurement (dBμV/m)	Margin (dB)	Limit (dBμV/m)	Detector
1		2471.743	58.32	32.38	90.70	N/A	N/A	Peak
2		2475.856	48.33	32.39	80.72	N/A	N/A	Peak
3		2483.500	26.22	32.38	58.61	-15.39	74.00	Peak
4	*	2485.237	28.12	32.38	60.50	-13.50	74.00	Peak

Notes:

1. " *", means this data is the worst emission level.

2. C.F (dB/m) = Antenna Factor (dB/m) + Cable Loss (dB).

3. Measurement (dBμV/m) = Reading (dBμV) + C.F (dB/m).

Site	WZ-AC2	Test Date	2024-06-28
Test Engineer	Frank Xue	Temy	24.1°C/46.7%
Factor	BBHA 9120D_1457_1-18GHz	Polarity	Vertical
EUT	ACCESS POINT	Test Voltage	120V/60Hz
Test Mode	Transmit at Ant 14 2472MHz Ant 72476MHz		

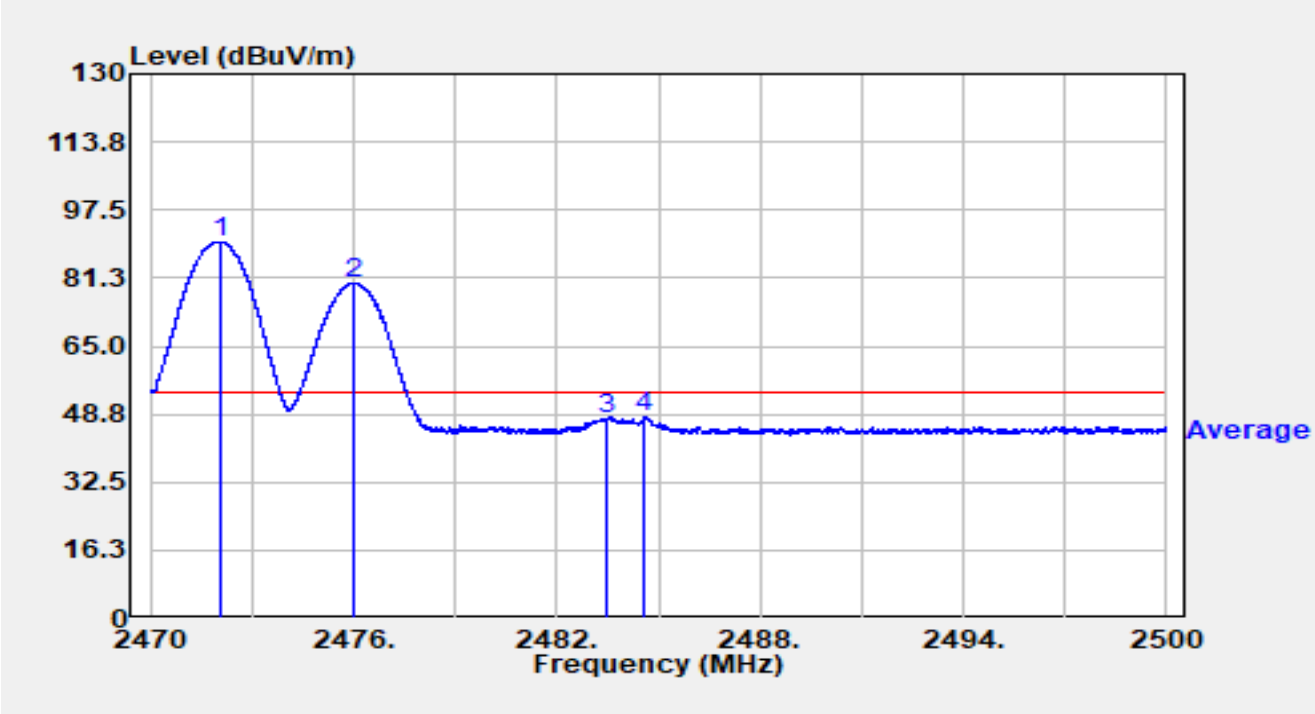

No	Mark	Frequency (MHz)	Reading (dBμV)	C.F (dB/m)	Measurement (dBμV/m)	Margin (dB)	Limit (dBμV/m)	Detector
1		2472.100	57.59	32.38	89.97	N/A	N/A	Average
2		2476.000	47.66	32.39	80.05	N/A	N/A	Average
3		2483.500	15.26	32.38	47.64	-6.36	54.00	Average
4	*	2484.583	15.65	32.38	48.03	-5.97	54.00	Average

Notes:

1. " *", means this data is the worst emission level.

2. C.F (dB/m) = Antenna Factor (dB/m) + Cable Loss (dB).

3. Measurement (dBμV/m) = Reading (dBμV) + C.F (dB/m).

Site	WZ-AC2	Test Date	2024-06-28
Test Engineer	Frank Xue	Temy	24.1°C/46.7%
Factor	BBHA 9120D_1457_1-18GHz	Polarity	Horizontal
EUT	ACCESS POINT	Test Voltage	120V/60Hz
Test Mode	Transmit at Ant 14 2472MHz Ant 72478MHz		

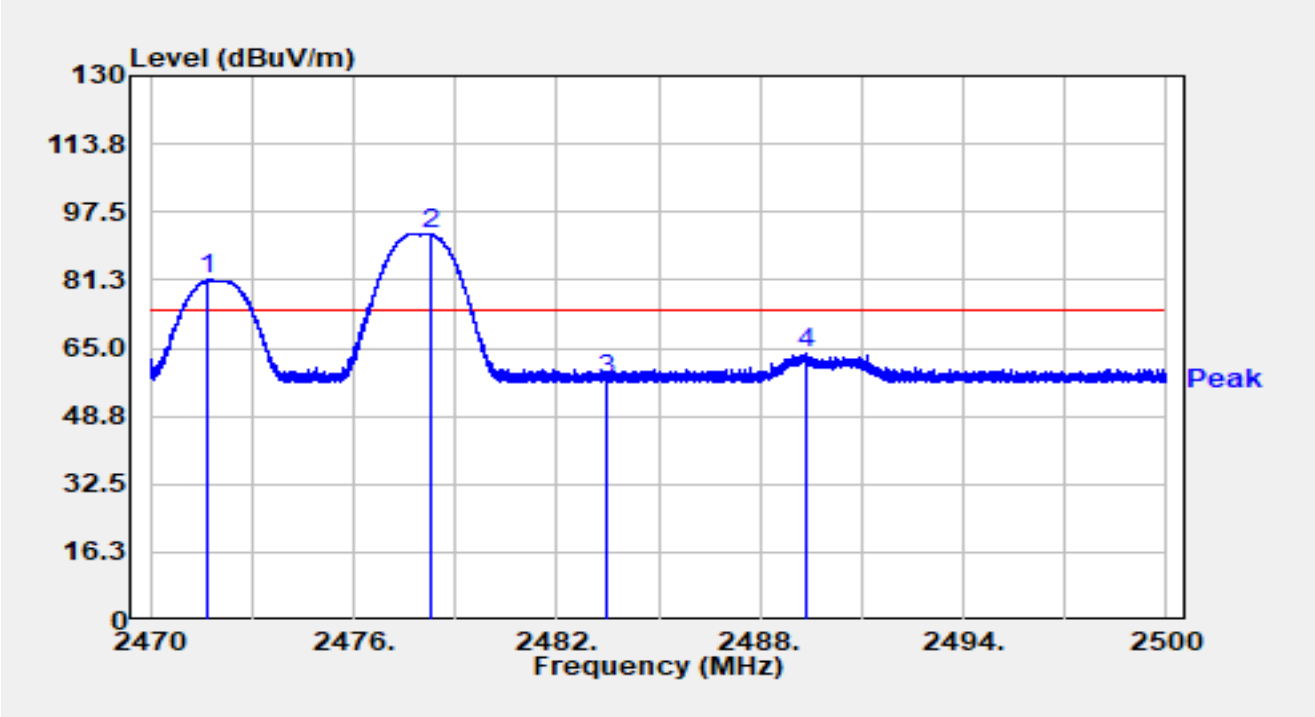

No	Mark	Frequency (MHz)	Reading (dBμV)	C.F (dB/m)	Measurement (dBμV/m)	Margin (dB)	Limit (dBμV/m)	Detector
1		2471.701	48.82	32.38	81.20	N/A	N/A	Peak
2		2478.250	59.86	32.38	92.24	N/A	N/A	Peak
3		2483.500	25.20	32.38	57.58	-16.42	74.00	Peak
4	*	2489.380	31.56	32.38	63.94	-10.06	74.00	Peak

Notes:

1. " *", means this data is the worst emission level.

2. C.F (dB/m) = Antenna Factor (dB/m) + Cable Loss (dB).

3. Measurement (dBμV/m) = Reading (dBμV) + C.F (dB/m).

Site	WZ-AC2	Test Date	2024-06-28
Test Engineer	Frank Xue	Temy	24.1°C/46.7%
Factor	BBHA 9120D_1457_1-18GHz	Polarity	Horizontal
EUT	ACCESS POINT	Test Voltage	120V/60Hz
Test Mode	Transmit at Ant 14 2472MHz Ant 72478MHz		

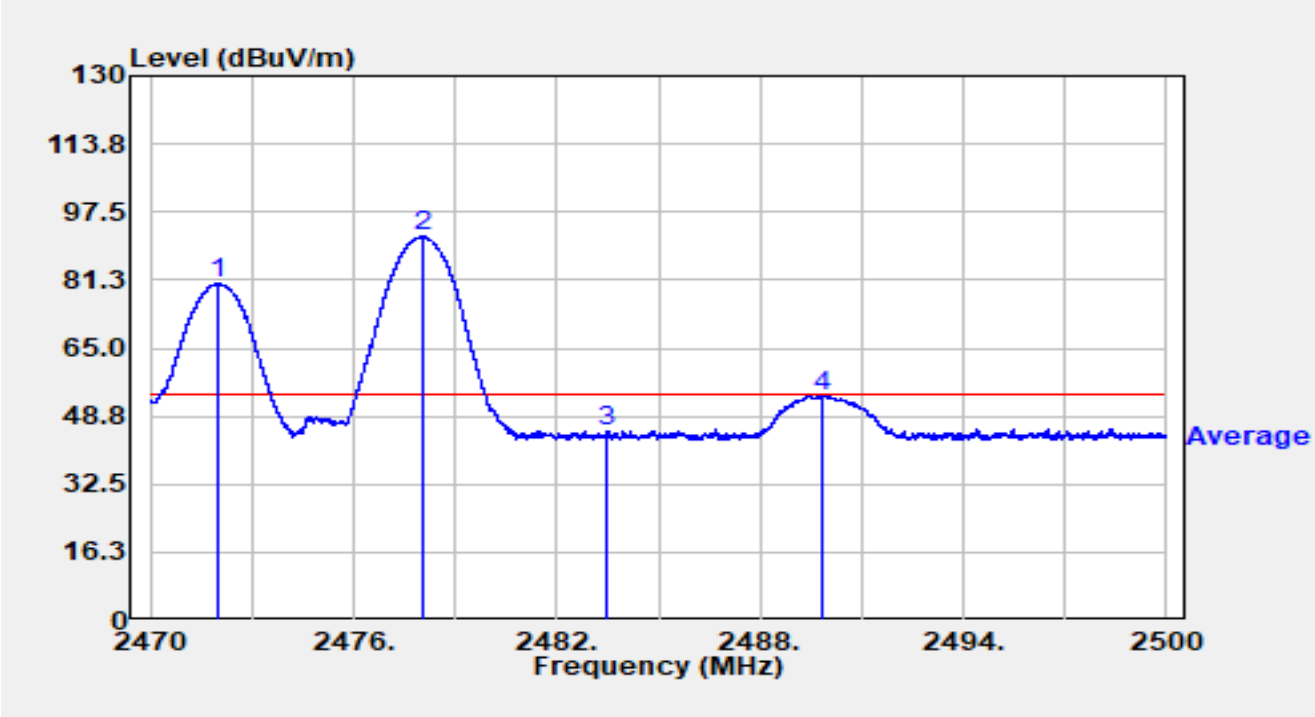

No	Mark	Frequency (MHz)	Reading (dBμV)	C.F (dB/m)	Measurement (dBμV/m)	Margin (dB)	Limit (dBμV/m)	Detector
1		2472.025	47.95	32.38	80.33	N/A	N/A	Average
2		2478.049	59.22	32.38	91.61	N/A	N/A	Average
3		2483.500	12.69	32.38	45.07	-8.93	54.00	Average
4	*	2489.869	21.19	32.38	53.57	-0.43	54.00	Average

Notes:

1. " *", means this data is the worst emission level.

2. C.F (dB/m) = Antenna Factor (dB/m) + Cable Loss (dB).

3. Measurement (dBμV/m) = Reading (dBμV) + C.F (dB/m).

Site	WZ-AC2	Test Date	2024-06-28
Test Engineer	Frank Xue	Temy	24.1°C/46.7%
Factor	BBHA 9120D_1457_1-18GHz	Polarity	Vertical
EUT	ACCESS POINT	Test Voltage	120V/60Hz
Test Mode	Transmit at Ant 14 2472MHz Ant 72478MHz		

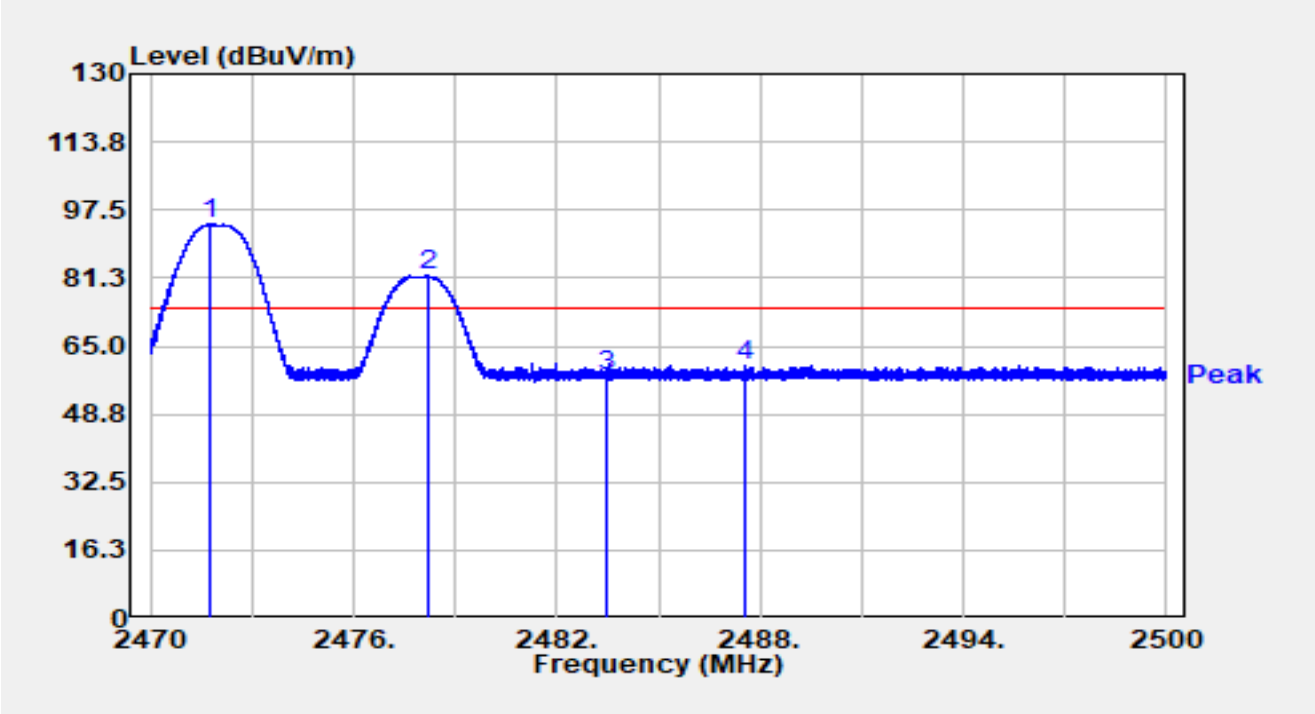

No	Mark	Frequency (MHz)	Reading (dBμV)	C.F (dB/m)	Measurement (dBμV/m)	Margin (dB)	Limit (dBμV/m)	Detector
1		2471.779	61.63	32.38	94.01	N/A	N/A	Peak
2		2478.187	49.37	32.38	81.75	N/A	N/A	Peak
3		2483.500	25.67	32.38	58.05	-15.95	74.00	Peak
4	*	2487.553	27.90	32.38	60.28	-13.72	74.00	Peak

Notes:

1. " *", means this data is the worst emission level.

2. C.F (dB/m) = Antenna Factor (dB/m) + Cable Loss (dB).

3. Measurement (dBμV/m) = Reading (dBμV) + C.F (dB/m).

Site	WZ-AC2	Test Date	2024-06-28
Test Engineer	Frank Xue	Temy	24.1°C/46.7%
Factor	BBHA 9120D_1457_1-18GHz	Polarity	Vertical
EUT	ACCESS POINT	Test Voltage	120V/60Hz
Test Mode	Transmit at Ant 14 2472MHz Ant 72478MHz		

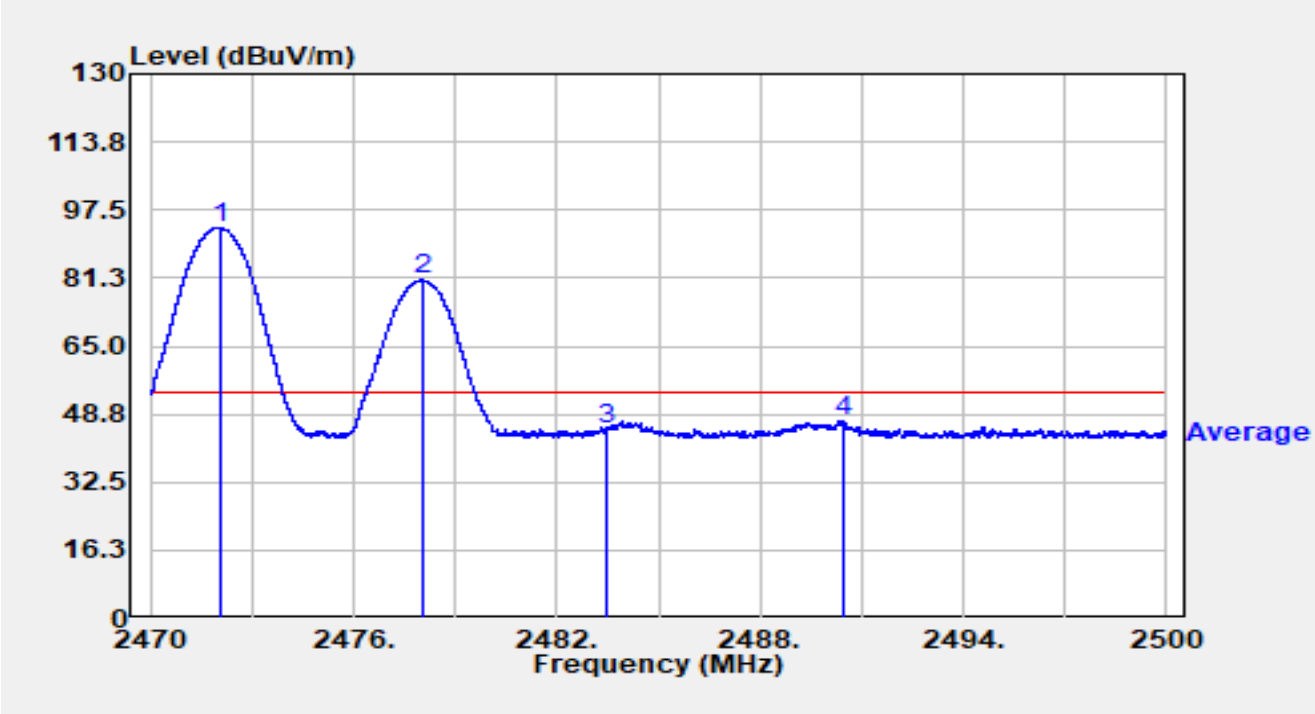

No	Mark	Frequency (MHz)	Reading (dBμV)	C.F (dB/m)	Measurement (dBμV/m)	Margin (dB)	Limit (dBμV/m)	Detector
1		2472.046	61.00	32.38	93.38	N/A	N/A	Average
2		2478.010	48.37	32.38	80.75	N/A	N/A	Average
3		2483.500	12.86	32.38	45.25	-8.75	54.00	Average
4	*	2490.439	14.72	32.38	47.10	-6.90	54.00	Average

Notes:

1. " *", means this data is the worst emission level.

2. C.F (dB/m) = Antenna Factor (dB/m) + Cable Loss (dB).

3. Measurement (dBμV/m) = Reading (dBμV) + C.F (dB/m).

Site	WZ-AC2	Test Date	2024-06-28
Test Engineer	Frank Xue	Temy	24.1°C/46.7%
Factor	BBHA 9120D_1457_1-18GHz	Polarity	Horizontal
EUT	ACCESS POINT	Test Voltage	120V/60Hz
Test Mode	Transmit at Ant 14 2472MHz Ant 72480MHz		

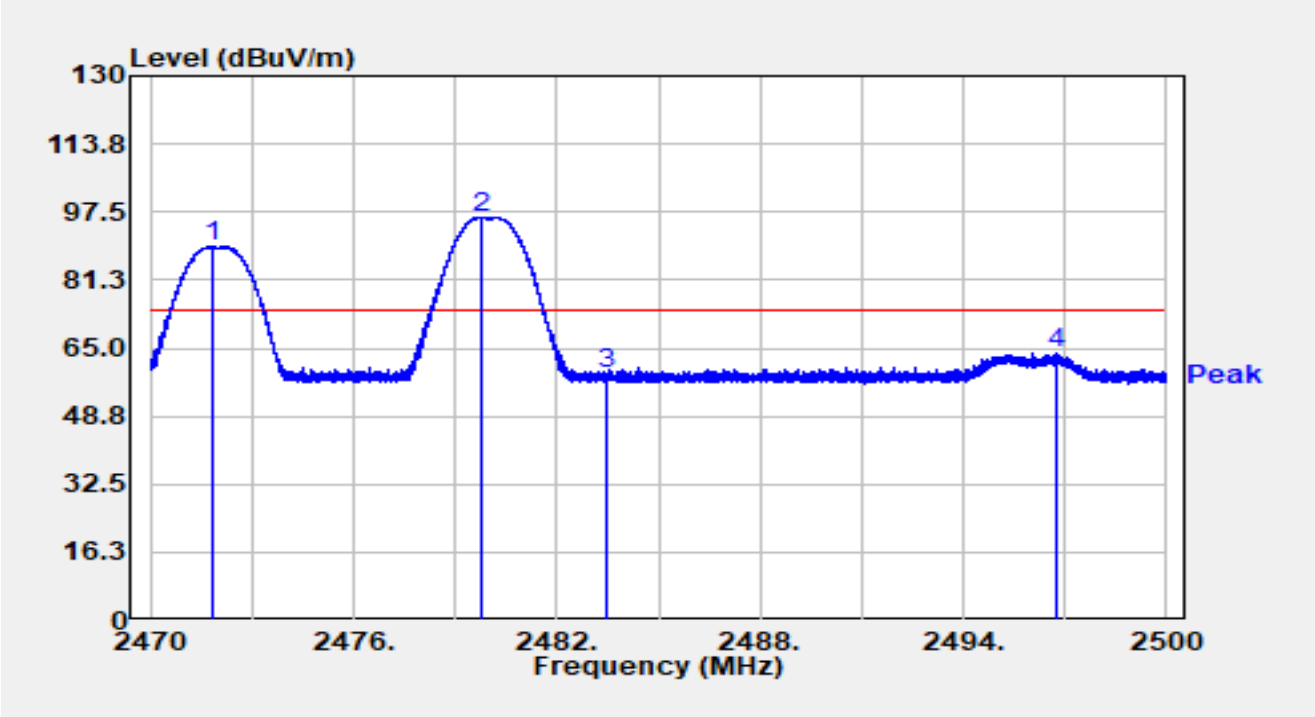

No	Mark	Frequency (MHz)	Reading (dBμV)	C.F (dB/m)	Measurement (dBμV/m)	Margin (dB)	Limit (dBμV/m)	Detector
1		2471.848	56.82	32.38	89.20	N/A	N/A	Peak
2		2479.759	63.73	32.38	96.11	N/A	N/A	Peak
3		2483.500	26.37	32.38	58.76	-15.24	74.00	Peak
4	*	2496.715	31.25	32.39	63.64	-10.36	74.00	Peak

Notes:

1. " *", means this data is the worst emission level.

2. C.F (dB/m) = Antenna Factor (dB/m) + Cable Loss (dB).

3. Measurement (dBμV/m) = Reading (dBμV) + C.F (dB/m).

Site	WZ-AC2	Test Date	2024-06-28
Test Engineer	Frank Xue	Temy	24.1°C/46.7%
Factor	BBHA 9120D_1457_1-18GHz	Polarity	Horizontal
EUT	ACCESS POINT	Test Voltage	120V/60Hz
Test Mode	Transmit at Ant 14 2472MHz Ant 72480MHz		

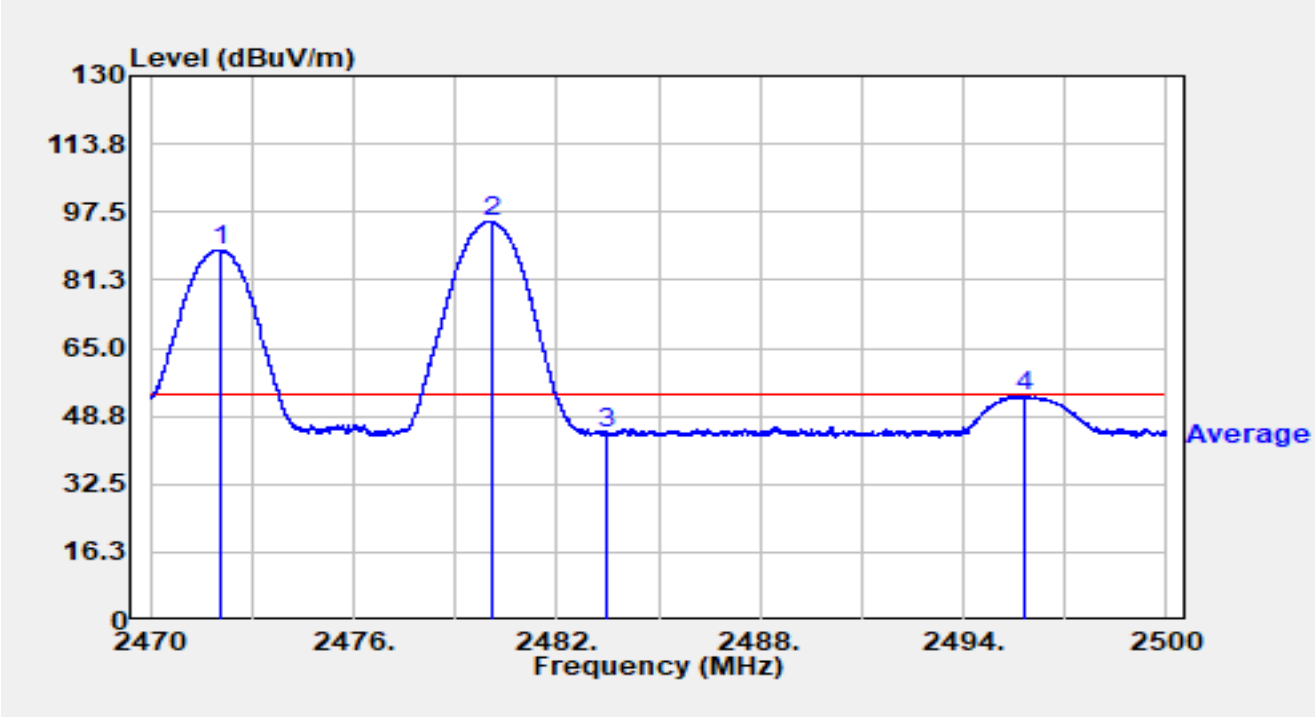

No	Mark	Frequency (MHz)	Reading (dBμV)	C.F (dB/m)	Measurement (dBμV/m)	Margin (dB)	Limit (dBμV/m)	Detector
1		2472.046	56.05	32.38	88.43	N/A	N/A	Average
2		2480.104	62.92	32.38	95.30	N/A	N/A	Average
3		2483.500	12.23	32.38	44.61	-9.39	54.00	Average
4	*	2495.788	21.24	32.39	53.63	-0.37	54.00	Average

Notes:

1. " *", means this data is the worst emission level.

2. C.F (dB/m) = Antenna Factor (dB/m) + Cable Loss (dB).

3. Measurement (dBμV/m) = Reading (dBμV) + C.F (dB/m).

Site	WZ-AC2	Test Date	2024-06-28
Test Engineer	Frank Xue	Temy	24.1°C/46.7%
Factor	BBHA 9120D_1457_1-18GHz	Polarity	Vertical
EUT	ACCESS POINT	Test Voltage	120V/60Hz
Test Mode	Transmit at Ant 14 2472MHz Ant 72480MHz		

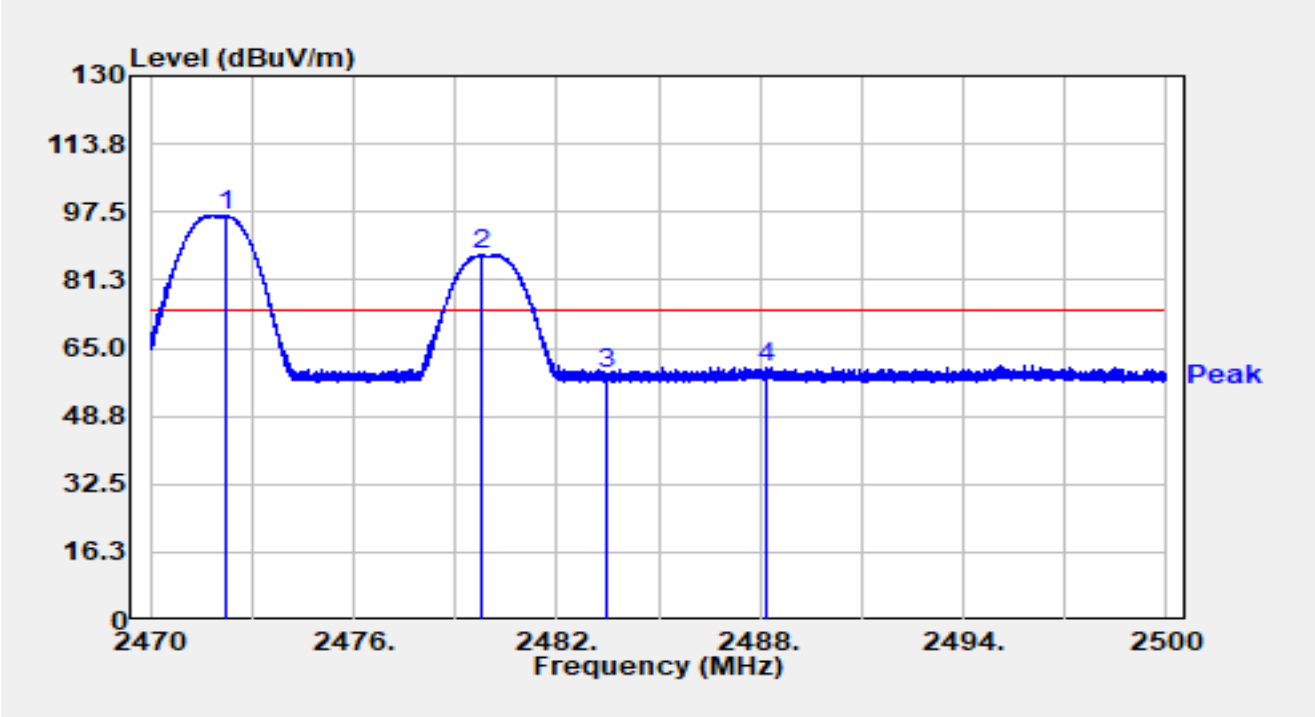

No	Mark	Frequency (MHz)	Reading (dBμV)	C.F (dB/m)	Measurement (dBμV/m)	Margin (dB)	Limit (dBμV/m)	Detector
1		2472.211	64.17	32.38	96.56	N/A	N/A	Peak
2		2479.765	54.84	32.38	87.22	N/A	N/A	Peak
3		2483.500	26.36	32.38	58.74	-15.26	74.00	Peak
4	*	2488.162	27.97	32.38	60.35	-13.65	74.00	Peak

Notes:

1. " *", means this data is the worst emission level.

2. C.F (dB/m) = Antenna Factor (dB/m) + Cable Loss (dB).

3. Measurement (dBμV/m) = Reading (dBμV) + C.F (dB/m).

Site	WZ-AC2	Test Date	2024-06-28
Test Engineer	Frank Xue	Temy	24.1°C/46.7%
Factor	BBHA 9120D_1457_1-18GHz	Polarity	Vertical
EUT	ACCESS POINT	Test Voltage	120V/60Hz
Test Mode	Transmit at Ant 14 2472MHz Ant 72480MHz		

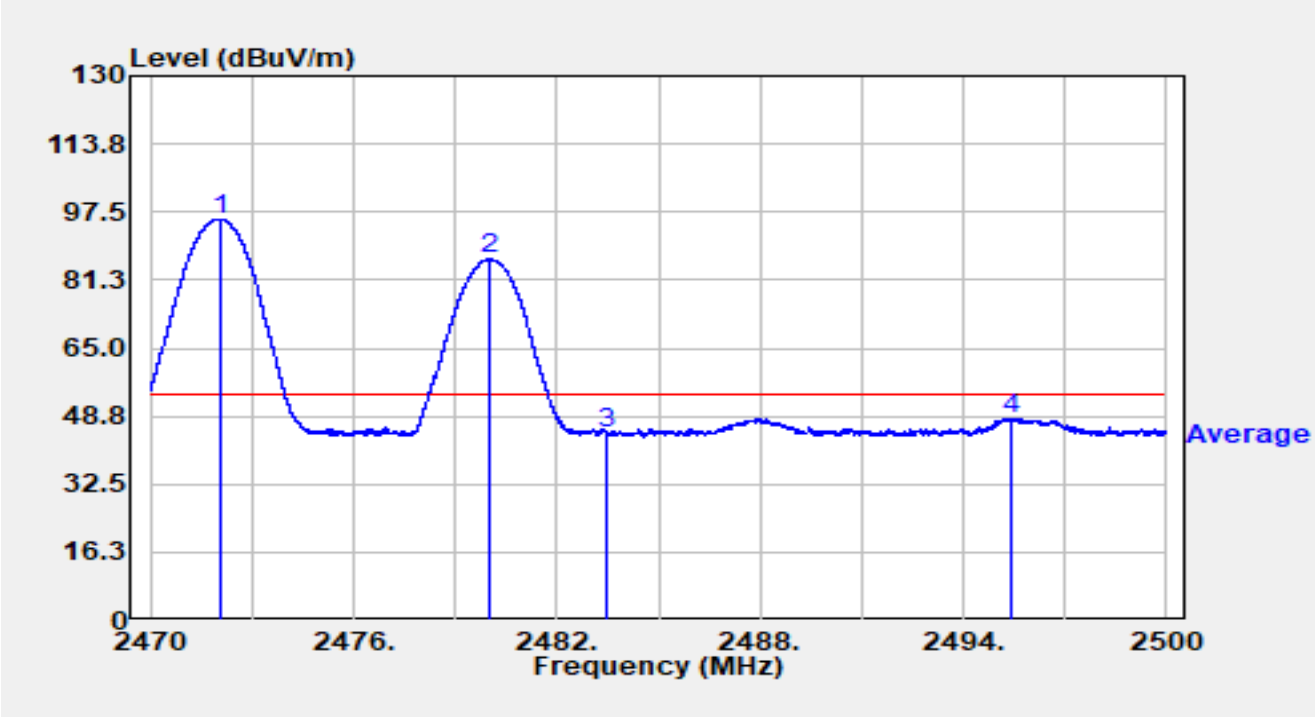

No	Mark	Frequency (MHz)	Reading (dBμV)	C.F (dB/m)	Measurement (dBμV/m)	Margin (dB)	Limit (dBμV/m)	Detector
1		2472.058	63.51	32.38	95.89	N/A	N/A	Average
2		2479.999	53.85	32.38	86.24	N/A	N/A	Average
3		2483.500	12.16	32.38	44.54	-9.46	54.00	Average
4	*	2495.398	15.88	32.39	48.26	-5.74	54.00	Average

Notes:

1. " *", means this data is the worst emission level.

2. C.F (dB/m) = Antenna Factor (dB/m) + Cable Loss (dB).

3. Measurement (dBμV/m) = Reading (dBμV) + C.F (dB/m).

Site	WZ-AC2	Test Date	2024-06-28
Test Engineer	Frank Xue	Temy	24.1°C/46.7%
Factor	BBHA 9120D_1457_1-18GHz	Polarity	Horizontal
EUT	ACCESS POINT	Test Voltage	120V/60Hz
Test Mode	Transmit at Ant 14 2474MHz Ant 72468MHz		

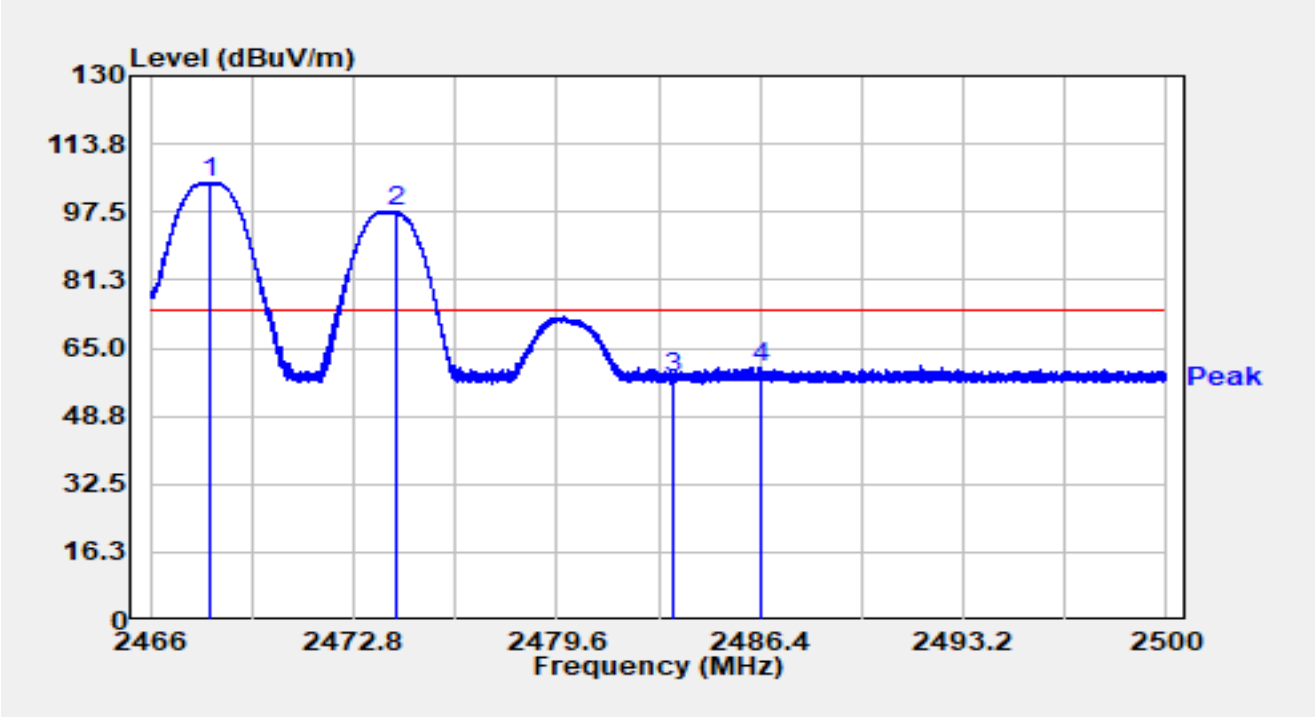

No	Mark	Frequency (MHz)	Reading (dBμV)	C.F (dB/m)	Measurement (dBμV/m)	Margin (dB)	Limit (dBμV/m)	Detector
1		2467.986	72.11	32.37	104.48	N/A	N/A	Peak
2		2474.221	65.12	32.39	97.51	N/A	N/A	Peak
3		2483.500	25.32	32.38	57.70	-16.30	74.00	Peak
4	*	2486.424	28.07	32.38	60.45	-13.55	74.00	Peak

Notes:

1. " *", means this data is the worst emission level.

2. C.F (dB/m) = Antenna Factor (dB/m) + Cable Loss (dB).

3. Measurement (dBμV/m) = Reading (dBμV) + C.F (dB/m).

Site	WZ-AC2	Test Date	2024-06-28
Test Engineer	Frank Xue	Temy	24.1°C/46.7%
Factor	BBHA 9120D_1457_1-18GHz	Polarity	Horizontal
EUT	ACCESS POINT	Test Voltage	120V/60Hz
Test Mode	Transmit at Ant 14 2474MHz Ant 72468MHz		

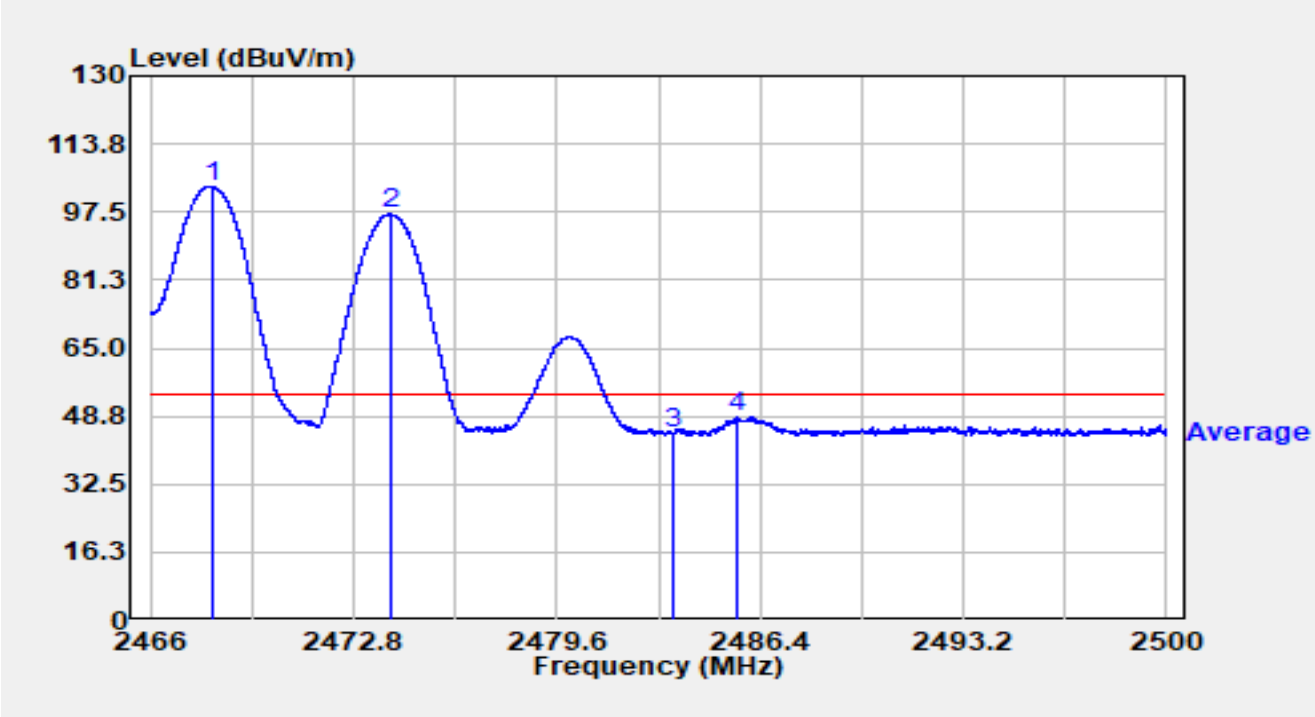

No	Mark	Frequency (MHz)	Reading (dBμV)	C.F (dB/m)	Measurement (dBμV/m)	Margin (dB)	Limit (dBμV/m)	Detector
1		2468.098	71.30	32.38	103.68	N/A	N/A	Average
2		2474.055	64.52	32.39	96.91	N/A	N/A	Average
3		2483.500	12.12	32.38	44.50	-9.50	54.00	Average
4	*	2485.642	16.22	32.38	48.60	-5.40	54.00	Average

Notes:

1. " *", means this data is the worst emission level.

2. C.F (dB/m) = Antenna Factor (dB/m) + Cable Loss (dB).

3. Measurement (dBμV/m) = Reading (dBμV) + C.F (dB/m).

Site	WZ-AC2	Test Date	2024-06-28
Test Engineer	Frank Xue	Temy	24.1°C/46.7%
Factor	BBHA 9120D_1457_1-18GHz	Polarity	Vertical
EUT	ACCESS POINT	Test Voltage	120V/60Hz
Test Mode	Transmit at Ant 14 2474MHz Ant 72468MHz		

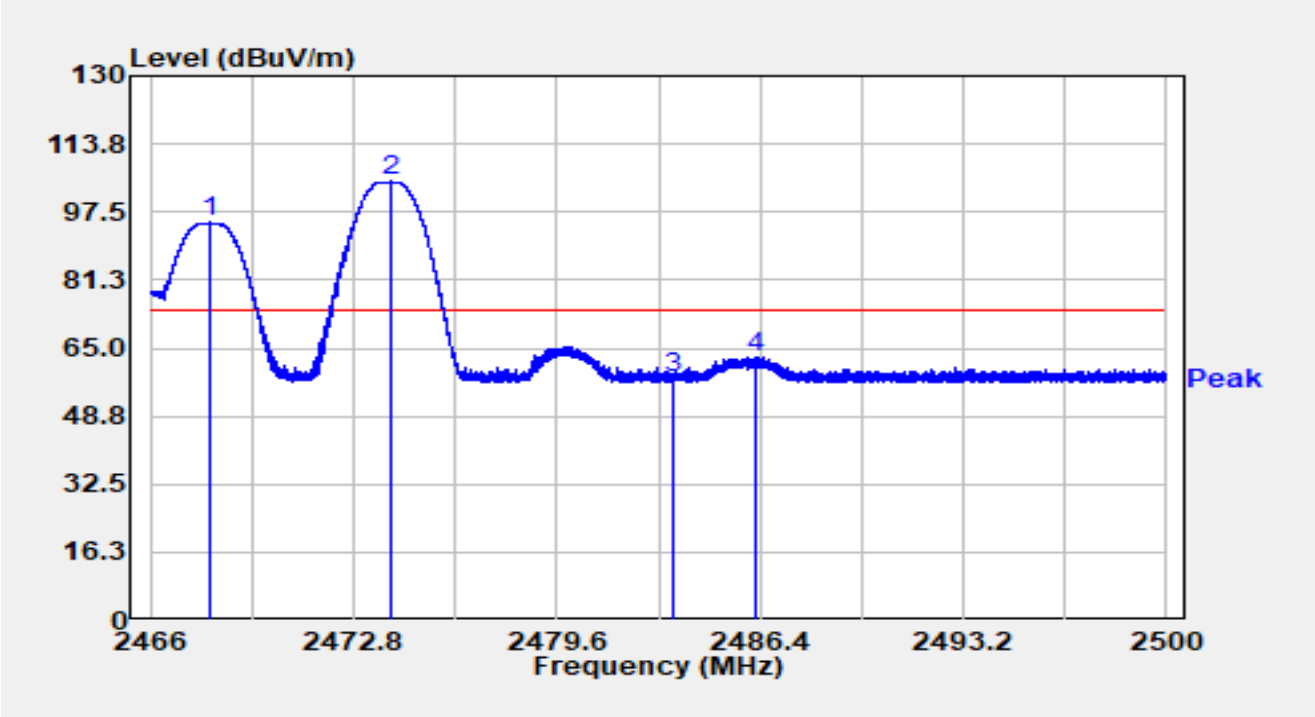

No	Mark	Frequency (MHz)	Reading (dBμV)	C.F (dB/m)	Measurement (dBμV/m)	Margin (dB)	Limit (dBμV/m)	Detector
1		2467.965	62.60	32.37	94.98	N/A	N/A	Peak
2		2474.055	72.35	32.39	104.74	N/A	N/A	Peak
3		2483.500	25.50	32.38	57.88	-16.12	74.00	Peak
4	*	2486.250	30.43	32.38	62.81	-11.19	74.00	Peak

Notes:

1. " *", means this data is the worst emission level.

2. C.F (dB/m) = Antenna Factor (dB/m) + Cable Loss (dB).

3. Measurement (dBμV/m) = Reading (dBμV) + C.F (dB/m).

Site	WZ-AC2	Test Date	2024-06-28
Test Engineer	Frank Xue	Temy	24.1°C/46.7%
Factor	BBHA 9120D_1457_1-18GHz	Polarity	Vertical
EUT	ACCESS POINT	Test Voltage	120V/60Hz
Test Mode	Transmit at Ant 14 2474MHz Ant 72468MHz		

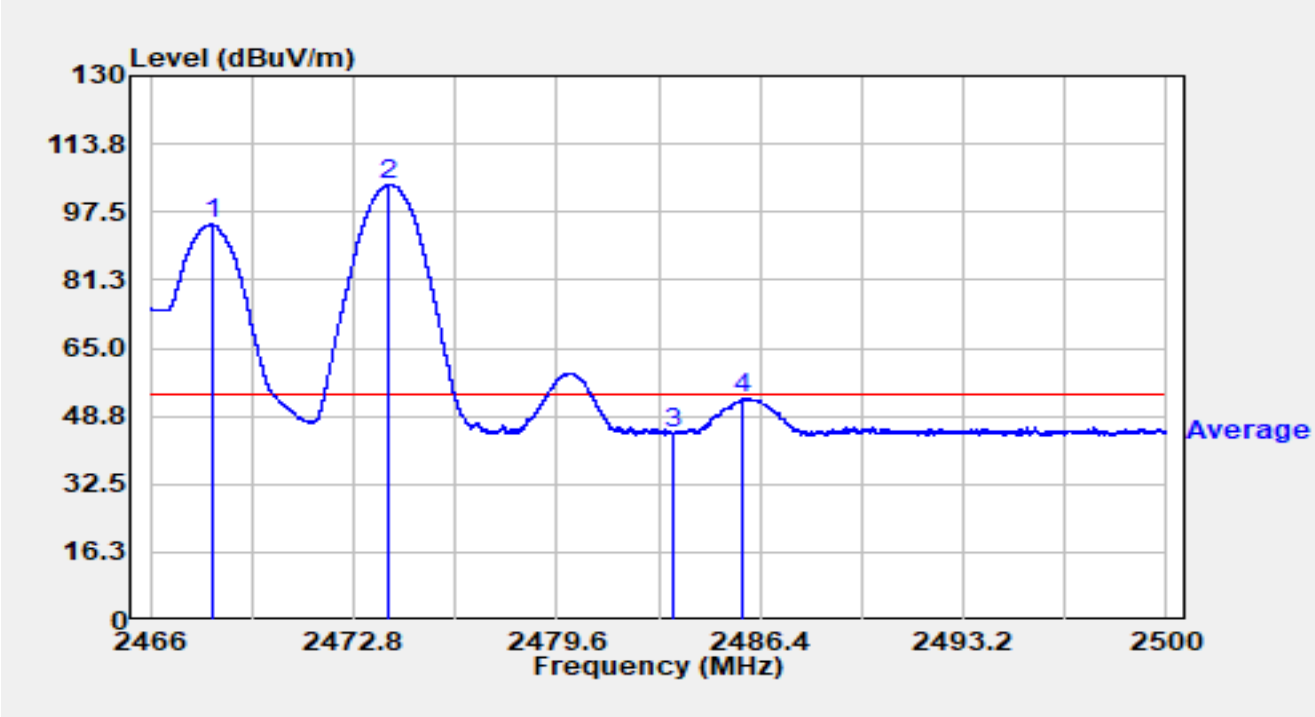

No	Mark	Frequency (MHz)	Reading (dBμV)	C.F (dB/m)	Measurement (dBμV/m)	Margin (dB)	Limit (dBμV/m)	Detector
1		2468.098	62.10	32.38	94.48	40.48	54.00	Average
2	*	2473.993	71.76	32.39	104.14	50.14	54.00	Average
3		2483.500	12.33	32.38	44.71	-9.29	54.00	Average
4		2485.795	20.71	32.38	53.09	-0.91	54.00	Average

Notes:

1. " *", means this data is the worst emission level.

2. C.F (dB/m) = Antenna Factor (dB/m) + Cable Loss (dB).

3. Measurement (dBμV/m) = Reading (dBμV) + C.F (dB/m).

Site	WZ-AC2	Test Date	2024-06-28
Test Engineer	Ajin Fan	Temy	24.1°C/46.7%
Factor	BBHA 9120D_1457_1-18GHz	Polarity	Horizontal
EUT	ACCESS POINT	Test Voltage	120V/60Hz
Test Mode	Transmit at Ant 14 2474MHz Ant 72470MHz		

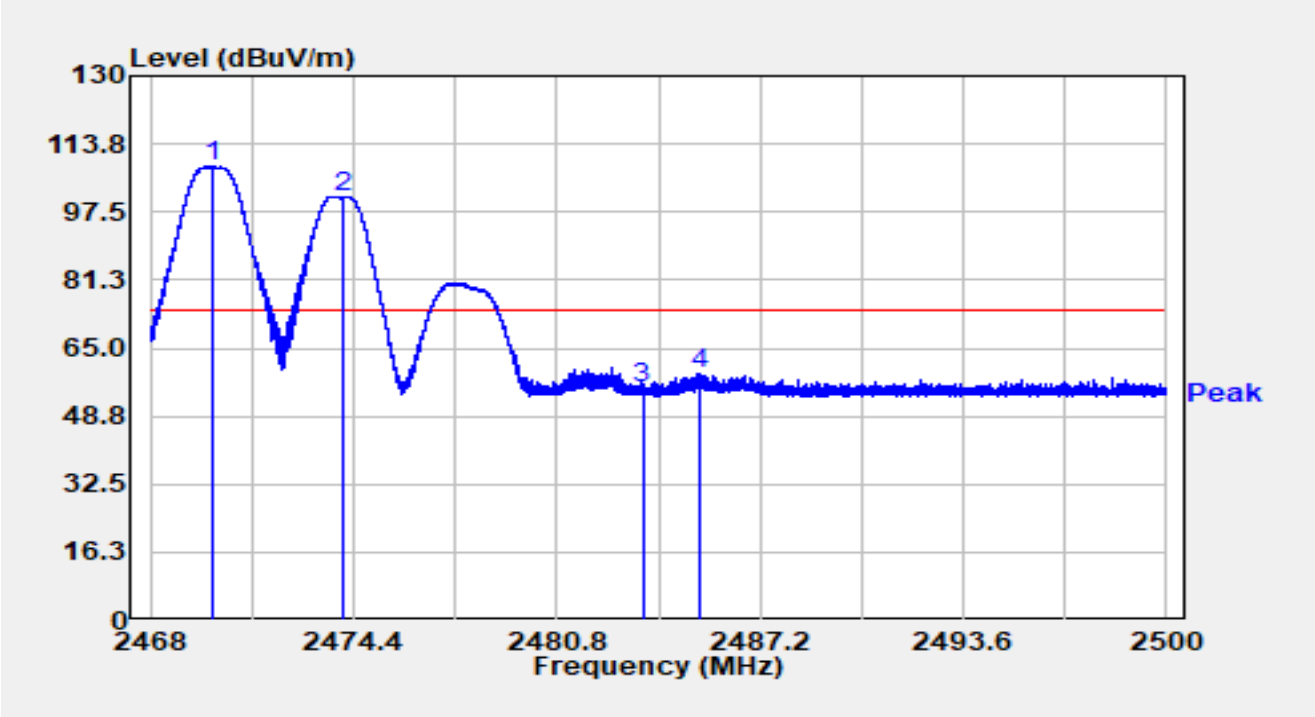

No	Mark	Frequency (MHz)	Reading (dBμV)	C.F (dB/m)	Measurement (dBμV/m)	Margin (dB)	Limit (dBμV/m)	Detector
1		2469.984	76.25	32.38	108.63	N/A	N/A	Peak
2		2474.029	68.83	32.39	101.22	N/A	N/A	Peak
3		2483.500	22.82	32.38	55.21	-18.79	74.00	Peak
4	*	2485.338	26.51	32.38	58.89	-15.11	74.00	Peak

Notes:

1. " *", means this data is the worst emission level.

2. C.F (dB/m) = Antenna Factor (dB/m) + Cable Loss (dB).

3. Measurement (dBμV/m) = Reading (dBμV) + C.F (dB/m).

Site	WZ-AC2	Test Date	2024-06-28
Test Engineer	Ajin Fan	Temy	24.1°C/46.7%
Factor	BBHA 9120D_1457_1-18GHz	Polarity	Horizontal
EUT	ACCESS POINT	Test Voltage	120V/60Hz
Test Mode	Transmit at Ant 14 2474MHz Ant 72470MHz		

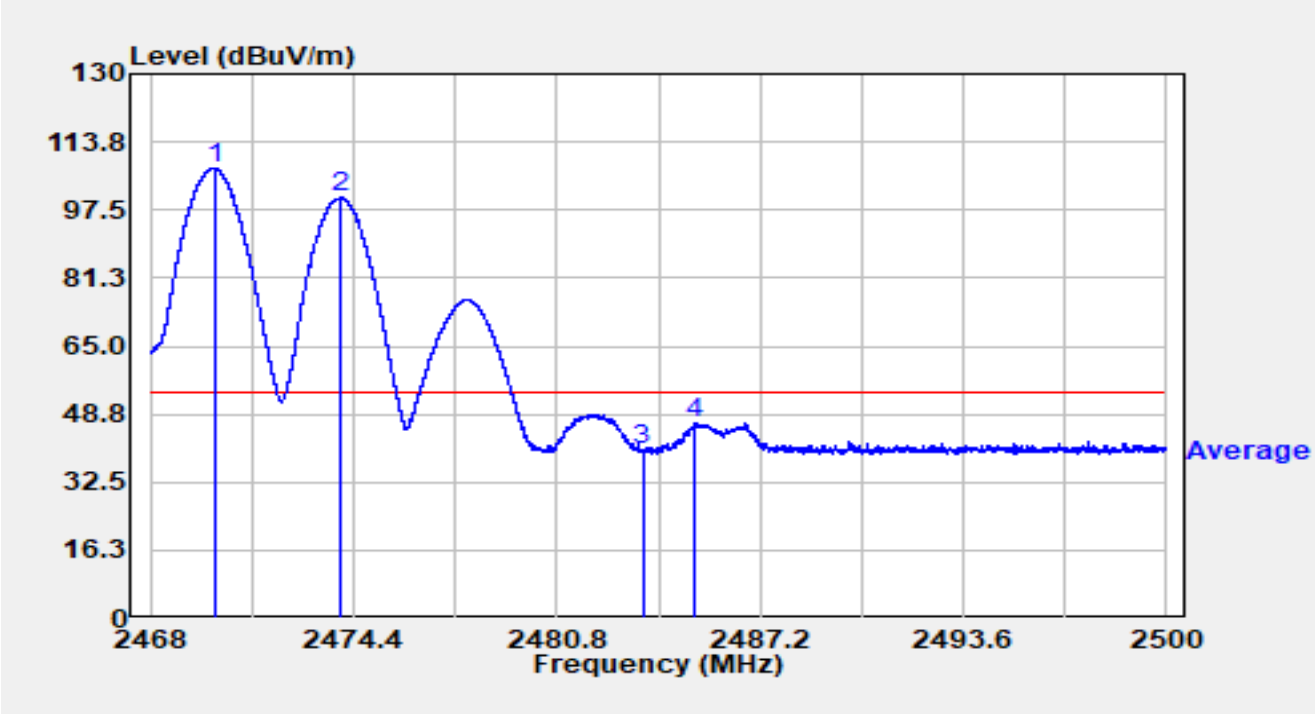

No	Mark	Frequency (MHz)	Reading (dBµV)	C.F (dB/m)	Measurement (dBµV/m)	Margin (dB)	Limit (dBµV/m)	Detector
1		2470.019	75.08	32.38	107.46	N/A	N/A	Average
2		2474.000	68.02	32.39	100.41	N/A	N/A	Average
3		2483.500	7.92	32.38	40.31	-13.69	54.00	Average
4	*	2485.158	14.11	32.38	46.49	-7.51	54.00	Average

Notes:

1. " *", means this data is the worst emission level.
2. C.F (dB/m) = Antenna Factor (dB/m) + Cable Loss (dB).
3. Measurement (dBµV/m) = Reading (dBµV) + C.F (dB/m).

Site	WZ-AC2	Test Date	2024-06-28
Test Engineer	Ajin Fan	Temy	24.1°C/46.7%
Factor	BBHA 9120D_1457_1-18GHz	Polarity	Vertical
EUT	ACCESS POINT	Test Voltage	120V/60Hz
Test Mode	Transmit at Ant 14 2474MHz Ant 72470MHz		

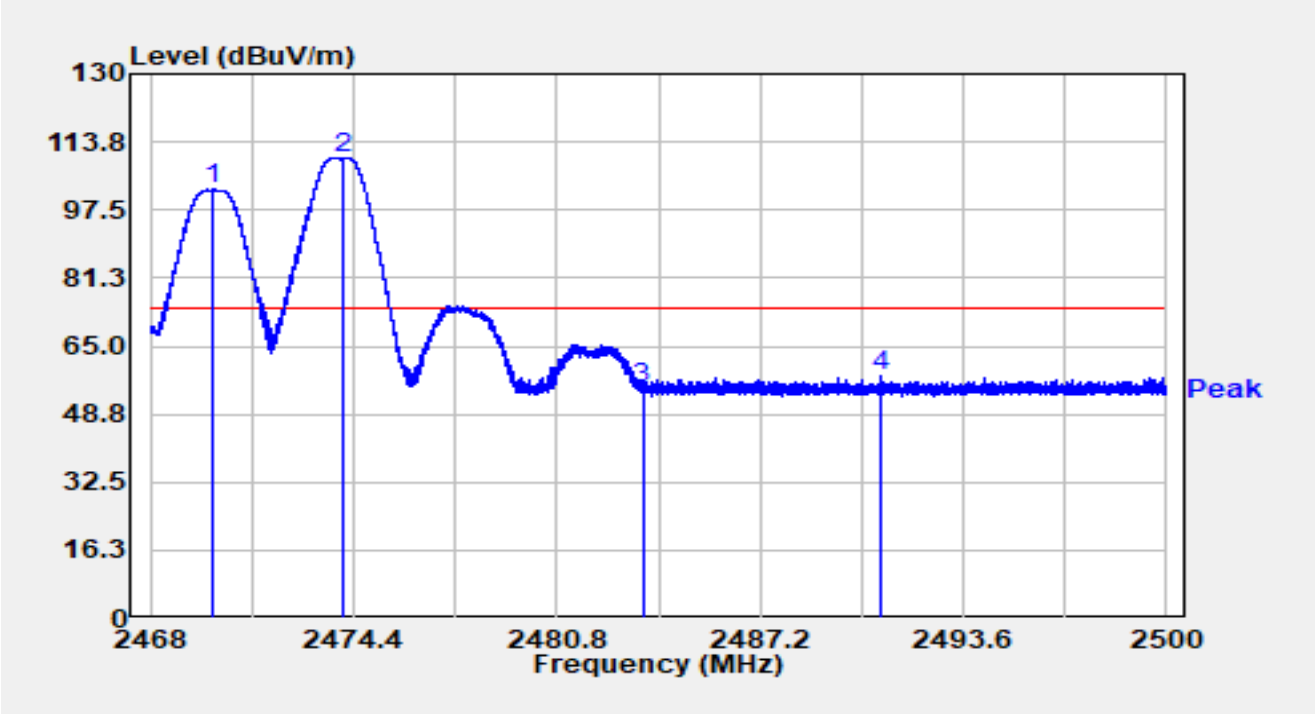

No	Mark	Frequency (MHz)	Reading (dBμV)	C.F (dB/m)	Measurement (dBμV/m)	Margin (dB)	Limit (dBμV/m)	Detector
1		2469.994	70.25	32.38	102.63	N/A	N/A	Peak
2		2474.064	77.64	32.39	110.03	N/A	N/A	Peak
3		2483.500	22.59	32.38	54.97	-19.03	74.00	Peak
4	*	2490.995	25.44	32.38	57.82	-16.18	74.00	Peak

Notes:

1. " *", means this data is the worst emission level.

2. C.F (dB/m) = Antenna Factor (dB/m) + Cable Loss (dB).

3. Measurement (dBμV/m) = Reading (dBμV) + C.F (dB/m).

Site	WZ-AC2	Test Date	2024-06-28
Test Engineer	Ajin Fan	Temy	24.1°C/46.7%
Factor	BBHA 9120D_1457_1-18GHz	Polarity	Vertical
EUT	ACCESS POINT	Test Voltage	120V/60Hz
Test Mode	Transmit at Ant 14 2474MHz Ant 72470MHz		

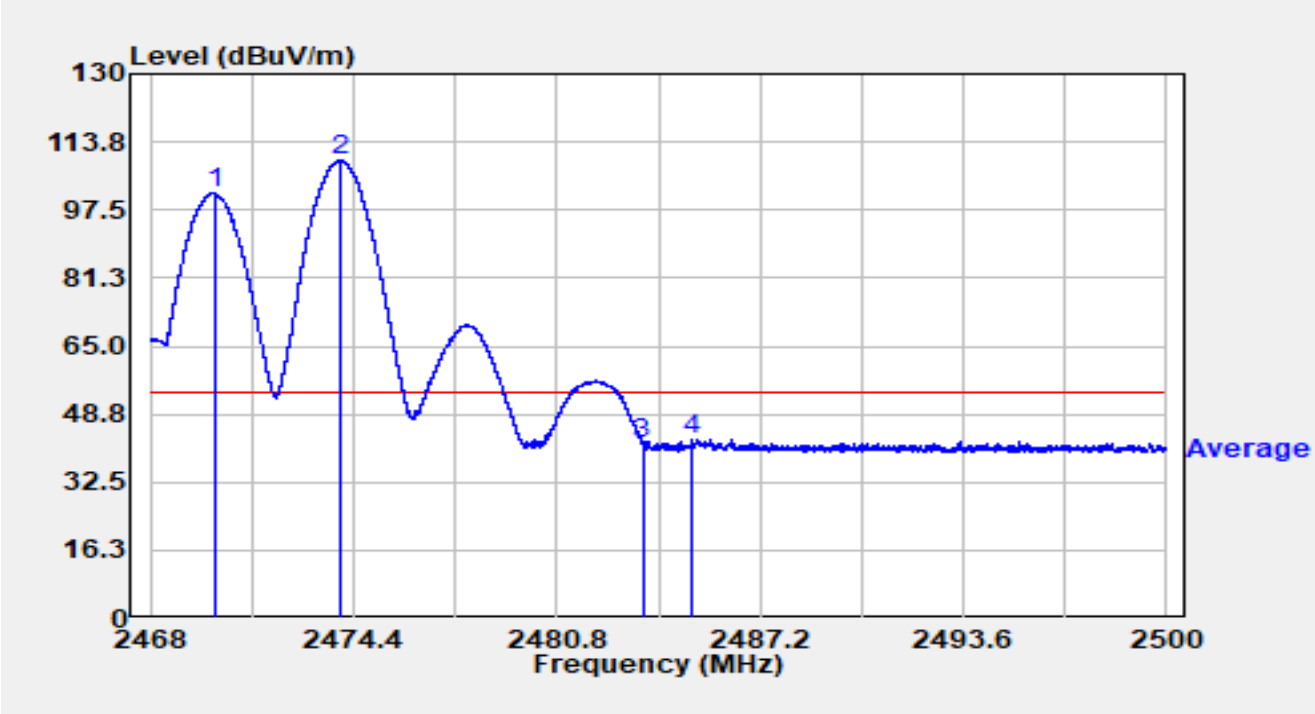

No	Mark	Frequency (MHz)	Reading (dBμV)	C.F (dB/m)	Measurement (dBμV/m)	Margin (dB)	Limit (dBμV/m)	Detector
1		2470.010	69.19	32.38	101.57	N/A	N/A	Average
2		2473.981	76.88	32.39	109.27	N/A	N/A	Average
3		2483.500	9.43	32.38	41.81	-12.19	54.00	Average
4	*	2485.059	10.18	32.38	42.56	-11.44	54.00	Average

Notes:

1. " *", means this data is the worst emission level.
2. C.F (dB/m) = Antenna Factor (dB/m) + Cable Loss (dB).
3. Measurement (dBμV/m) = Reading (dBμV) + C.F (dB/m).

Site	WZ-AC2	Test Date	2024-06-28
Test Engineer	Ajin Fan	Temy	24.1°C/46.7%
Factor	BBHA 9120D_1457_1-18GHz	Polarity	Horizontal
EUT	ACCESS POINT	Test Voltage	120V/60Hz
Test Mode	Transmit at Ant 14 2474MHz Ant 72472MHz		

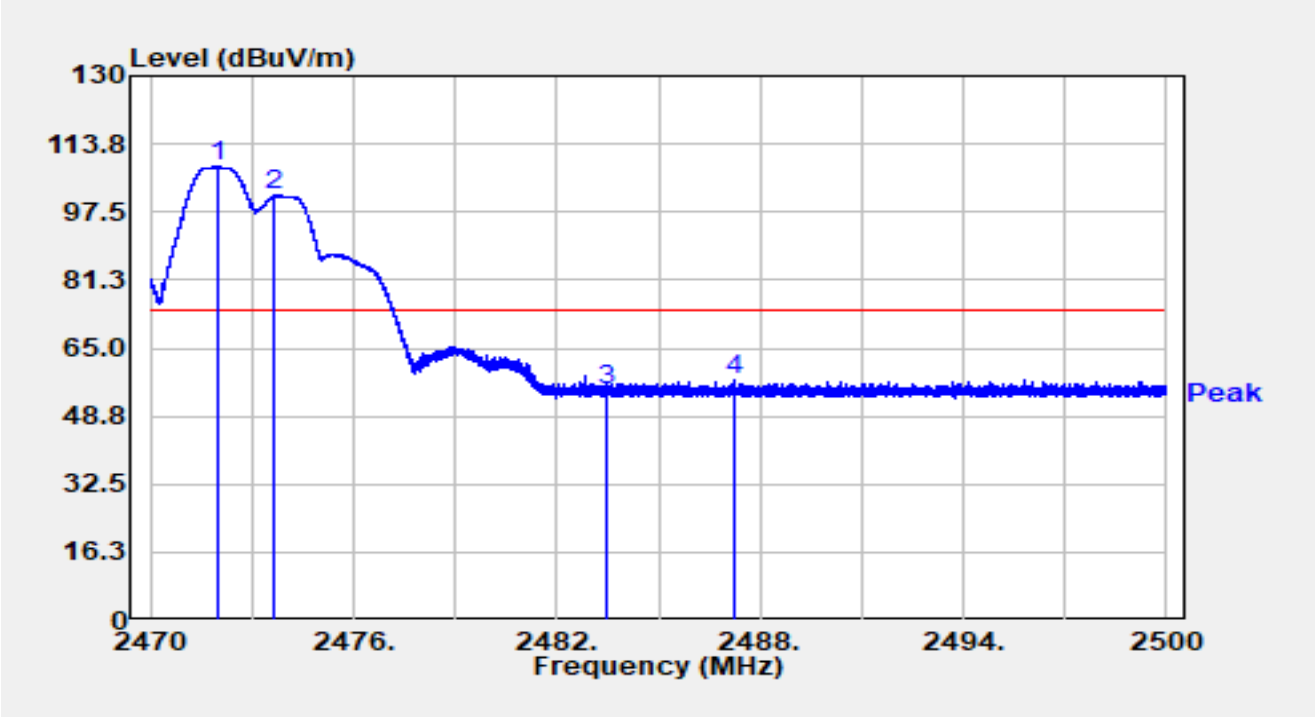

No	Mark	Frequency (MHz)	Reading (dBμV)	C.F (dB/m)	Measurement (dBμV/m)	Margin (dB)	Limit (dBμV/m)	Detector
1		2471.974	76.13	32.38	108.51	N/A	N/A	Peak
2		2473.678	69.04	32.39	101.43	N/A	N/A	Peak
3		2483.500	22.60	32.38	54.98	-19.02	74.00	Peak
4	*	2487.211	24.88	32.38	57.26	-16.74	74.00	Peak

Notes:

1. " *", means this data is the worst emission level.

2. C.F (dB/m) = Antenna Factor (dB/m) + Cable Loss (dB).

3. Measurement (dBμV/m) = Reading (dBμV) + C.F (dB/m).

Site	WZ-AC2	Test Date	2024-06-28
Test Engineer	Ajin Fan	Temy	24.1°C/46.7%
Factor	BBHA 9120D_1457_1-18GHz	Polarity	Horizontal
EUT	ACCESS POINT	Test Voltage	120V/60Hz
Test Mode	Transmit at Ant 14 2474MHz Ant 72472MHz		

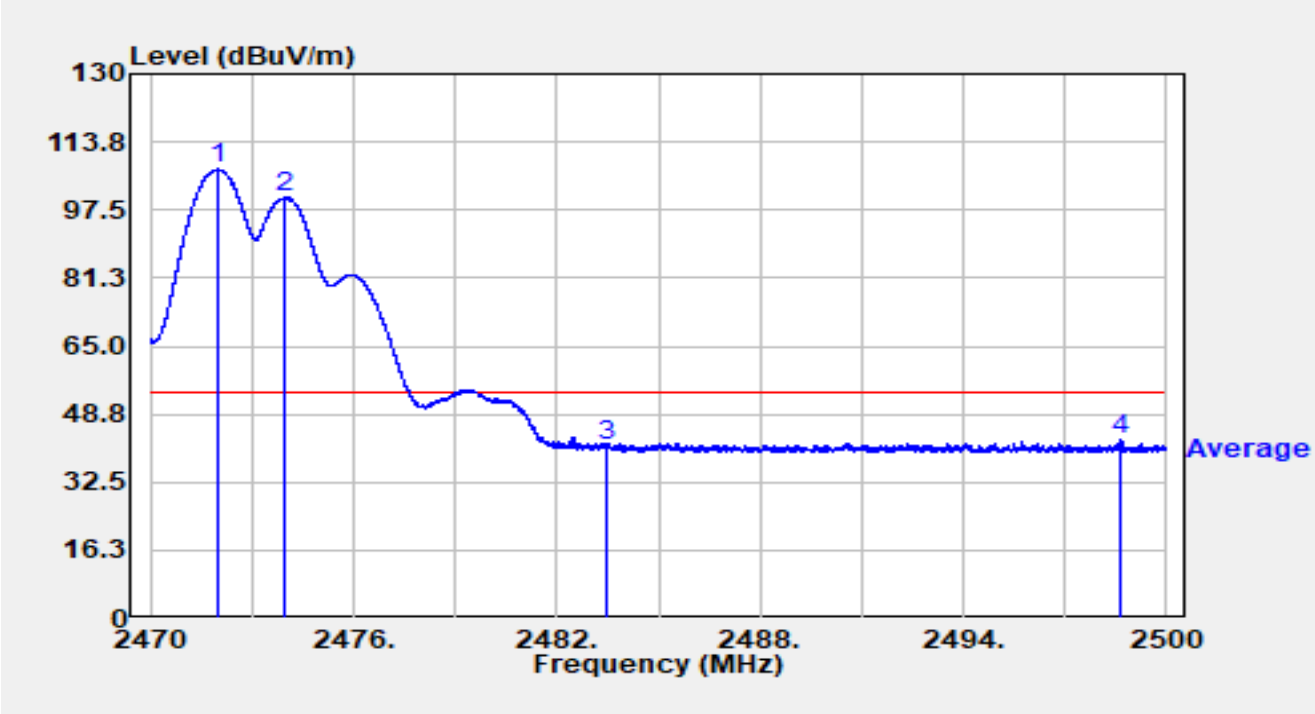

No	Mark	Frequency (MHz)	Reading (dBμV)	C.F (dB/m)	Measurement (dBμV/m)	Margin (dB)	Limit (dBμV/m)	Detector
1		2472.025	74.81	32.38	107.20	N/A	N/A	Average
2		2473.978	68.07	32.39	100.46	N/A	N/A	Average
3		2483.500	8.63	32.38	41.01	-12.99	54.00	Average
4	*	2498.671	10.12	32.40	42.52	-11.48	54.00	Average

Notes:

1. " *", means this data is the worst emission level.
2. C.F (dB/m) = Antenna Factor (dB/m) + Cable Loss (dB).
3. Measurement (dBμV/m) = Reading (dBμV) + C.F (dB/m).

Site	WZ-AC2	Test Date	2024-06-28
Test Engineer	Ajin Fan	Temy	24.1°C/46.7%
Factor	BBHA 9120D_1457_1-18GHz	Polarity	Vertical
EUT	ACCESS POINT	Test Voltage	120V/60Hz
Test Mode	Transmit at Ant 14 2474MHz Ant 72472MHz		

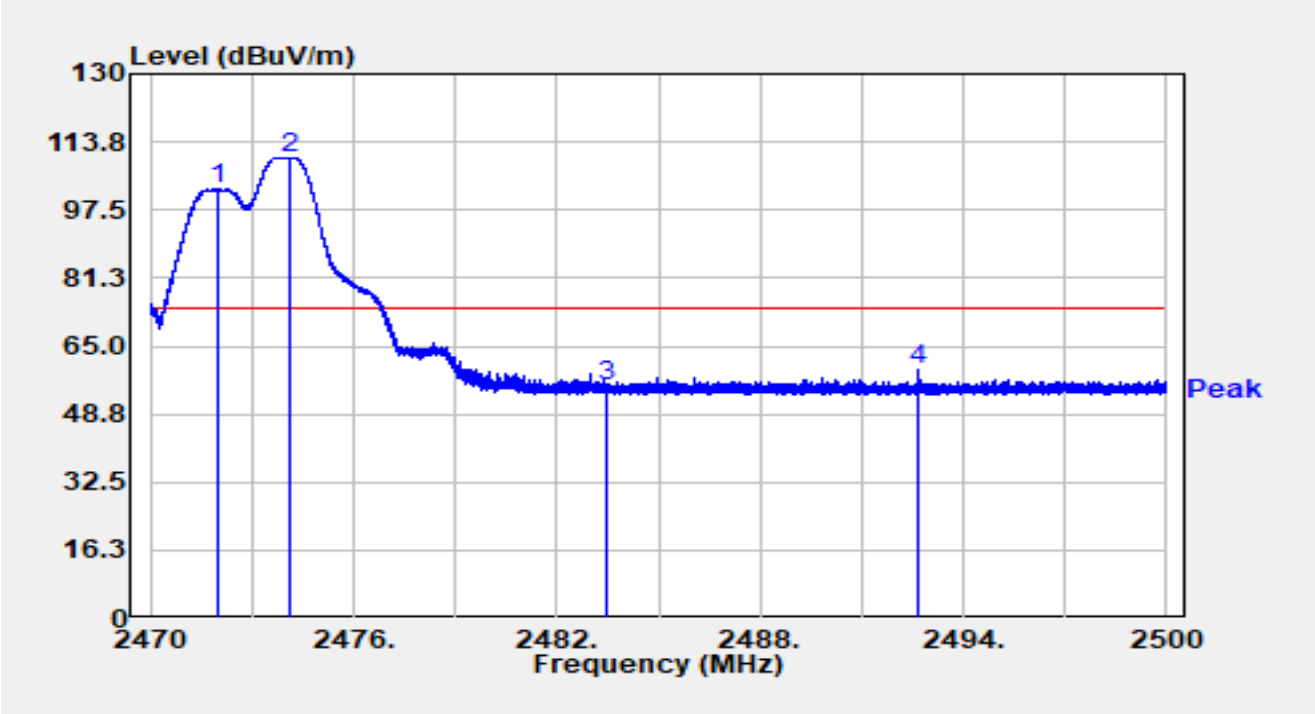

No	Mark	Frequency (MHz)	Reading (dBμV)	C.F (dB/m)	Measurement (dBμV/m)	Margin (dB)	Limit (dBμV/m)	Detector
1		2471.986	70.29	32.38	102.67	N/A	N/A	Peak
2		2474.083	77.71	32.39	110.10	N/A	N/A	Peak
3		2483.500	23.11	32.38	55.50	-18.50	74.00	Peak
4	*	2492.629	26.93	32.38	59.31	-14.69	74.00	Peak

Notes:

1. " *", means this data is the worst emission level.

2. C.F (dB/m) = Antenna Factor (dB/m) + Cable Loss (dB).

3. Measurement (dBμV/m) = Reading (dBμV) + C.F (dB/m).

Site	WZ-AC2	Test Date	2024-06-28
Test Engineer	Ajin Fan	Temy	24.1°C/46.7%
Factor	BBHA 9120D_1457_1-18GHz	Polarity	Vertical
EUT	ACCESS POINT	Test Voltage	120V/60Hz
Test Mode	Transmit at Ant 14 2474MHz Ant 72472MHz		

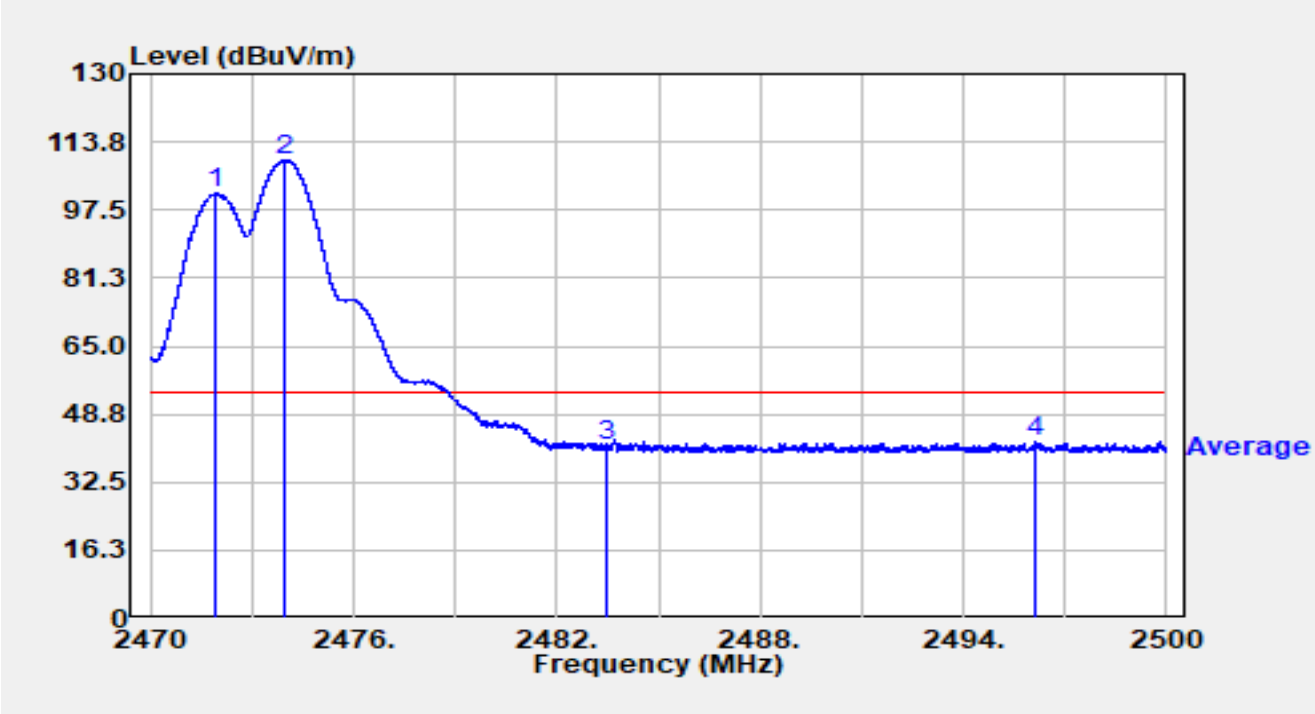

No	Mark	Frequency (MHz)	Reading (dBμV)	C.F (dB/m)	Measurement (dBμV/m)	Margin (dB)	Limit (dBμV/m)	Detector
1		2471.923	68.97	32.38	101.35	N/A	N/A	Average
2		2473.975	76.90	32.39	109.29	N/A	N/A	Average
3		2483.500	8.79	32.38	41.17	-12.83	54.00	Average
4	*	2496.115	9.78	32.39	42.17	-11.83	54.00	Average

Notes:

1. " *", means this data is the worst emission level.

2. C.F (dB/m) = Antenna Factor (dB/m) + Cable Loss (dB).

3. Measurement (dBμV/m) = Reading (dBμV) + C.F (dB/m).

Site	WZ-AC2	Test Date	2024-06-28
Test Engineer	Frank Xue	Temy	24.1°C/46.7%
Factor	BBHA 9120D_1457_1-18GHz	Polarity	Horizontal
EUT	ACCESS POINT	Test Voltage	120V/60Hz
Test Mode	Transmit at Ant 14 2474MHz Ant 72476MHz		

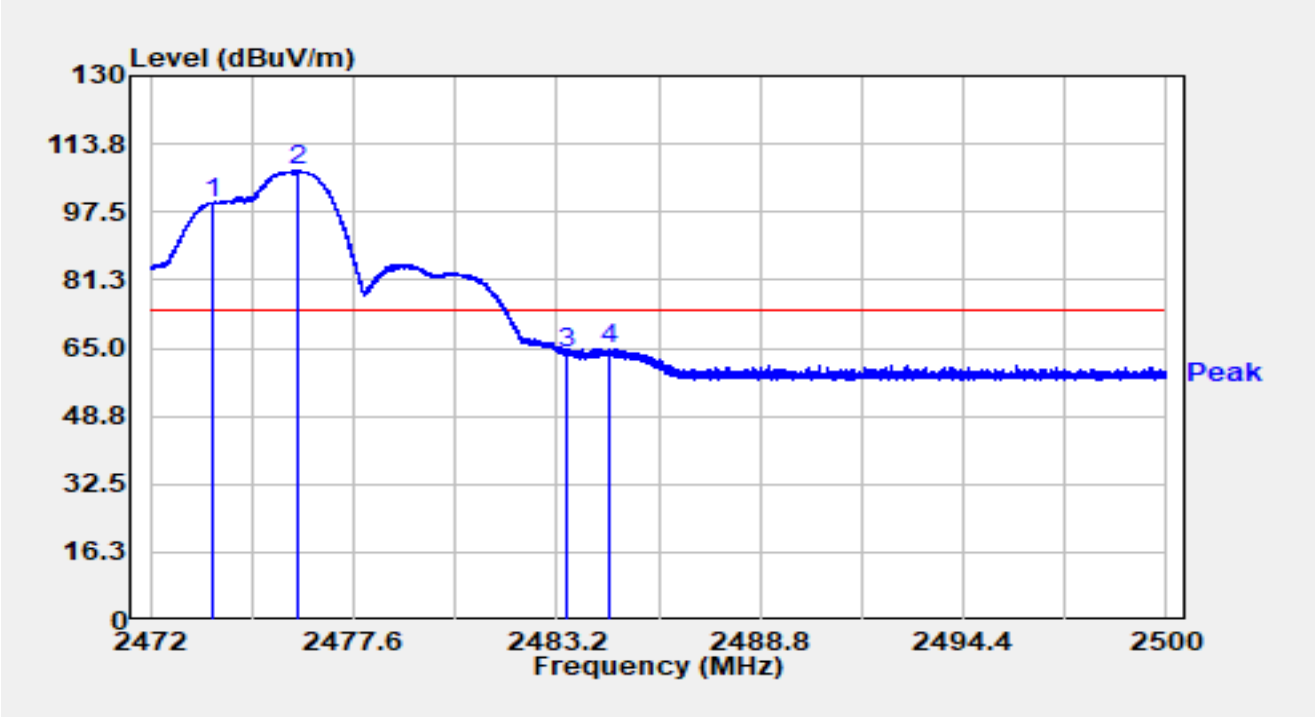

No	Mark	Frequency (MHz)	Reading (dBμV)	C.F (dB/m)	Measurement (dBμV/m)	Margin (dB)	Limit (dBμV/m)	Detector
1		2473.750	67.37	32.39	99.76	N/A	N/A	Peak
2		2476.032	74.94	32.39	107.32	N/A	N/A	Peak
3		2483.500	31.24	32.38	63.62	-10.38	74.00	Peak
4	*	2484.617	32.45	32.38	64.83	-9.17	74.00	Peak

Notes:

1. " *", means this data is the worst emission level.

2. C.F (dB/m) = Antenna Factor (dB/m) + Cable Loss (dB).

3. Measurement (dBμV/m) = Reading (dBμV) + C.F (dB/m).

Site	WZ-AC2	Test Date	2024-06-28
Test Engineer	Frank Xue	Temy	24.1°C/46.7%
Factor	BBHA 9120D_1457_1-18GHz	Polarity	Horizontal
EUT	ACCESS POINT	Test Voltage	120V/60Hz
Test Mode	Transmit at Ant 14 2474MHz Ant 72476MHz		

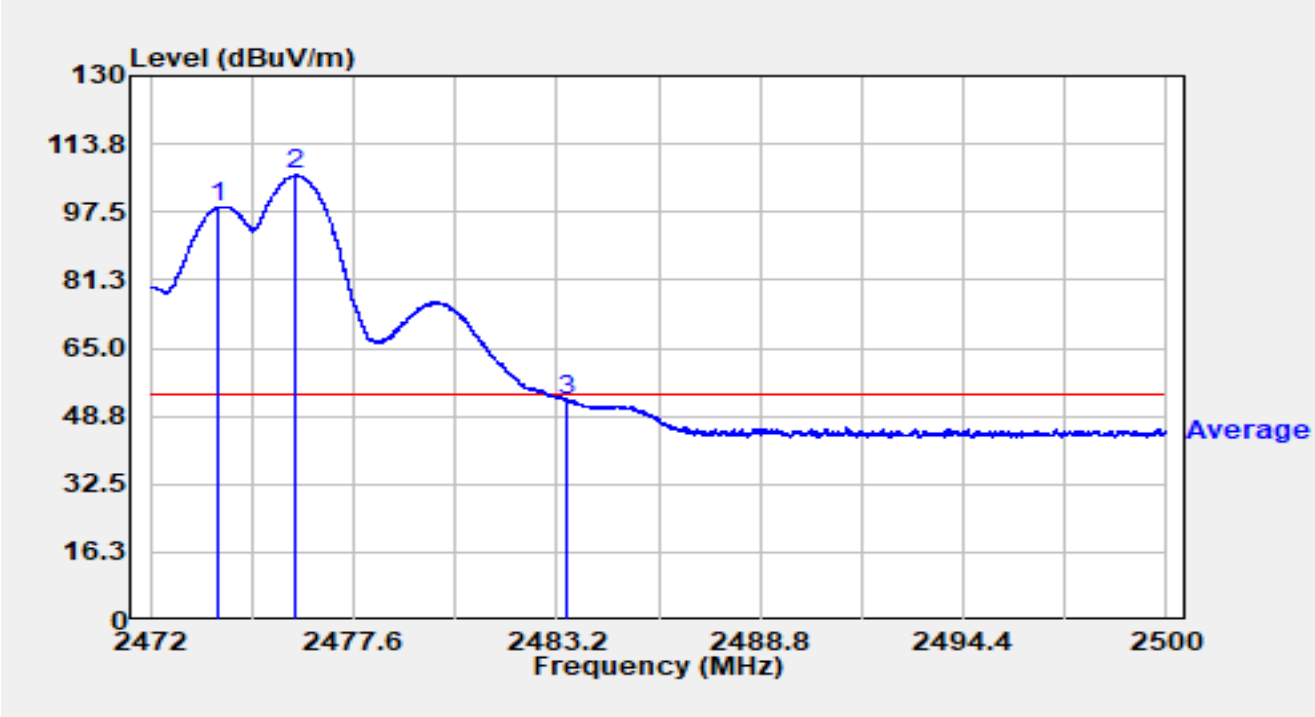

No	Mark	Frequency (MHz)	Reading (dBμV)	C.F (dB/m)	Measurement (dBμV/m)	Margin (dB)	Limit (dBμV/m)	Detector
1		2473.893	66.46	32.39	98.85	N/A	N/A	Average
2		2476.007	73.89	32.39	106.27	N/A	N/A	Average
3	*	2483.500	20.32	32.38	52.70	-1.30	54.00	Average

Notes:

1. " *", means this data is the worst emission level.

2. C.F (dB/m) = Antenna Factor (dB/m) + Cable Loss (dB).

3. Measurement (dBμV/m) = Reading (dBμV) + C.F (dB/m).

Site	WZ-AC2	Test Date	2024-06-28
Test Engineer	Frank Xue	Temy	24.1°C/46.7%
Factor	BBHA 9120D_1457_1-18GHz	Polarity	Vertical
EUT	ACCESS POINT	Test Voltage	120V/60Hz
Test Mode	Transmit at Ant 14 2474MHz Ant 72476MHz		

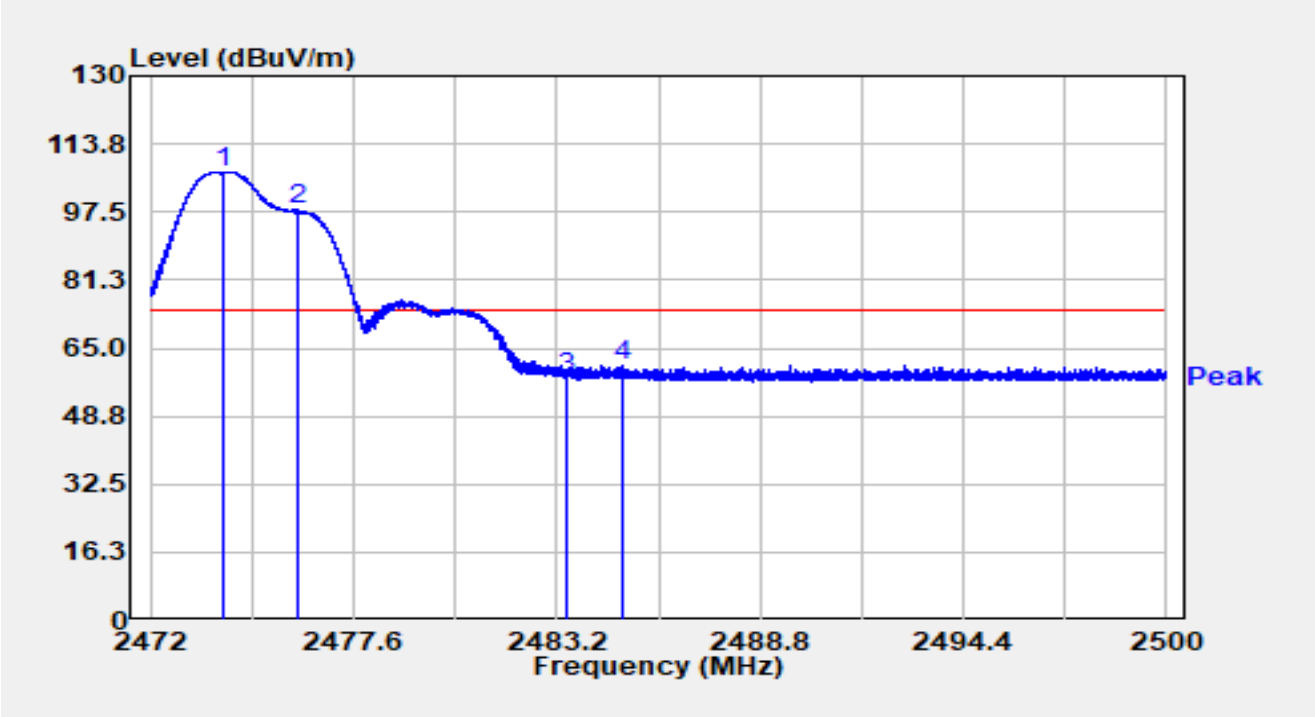

No	Mark	Frequency (MHz)	Reading (dBµV)	C.F (dB/m)	Measurement (dBµV/m)	Margin (dB)	Limit (dBµV/m)	Detector
1		2473.988	74.66	32.39	107.04	N/A	N/A	Peak
2		2476.077	65.49	32.39	97.87	N/A	N/A	Peak
3		2483.500	25.71	32.38	58.09	-15.91	74.00	Peak
4	*	2485.037	28.37	32.38	60.75	-13.25	74.00	Peak

Notes:

1. " *", means this data is the worst emission level.

2. C.F (dB/m) = Antenna Factor (dB/m) + Cable Loss (dB).

3. Measurement (dBµV/m) = Reading (dBµV) + C.F (dB/m).

Site	WZ-AC2	Test Date	2024-06-28
Test Engineer	Frank Xue	Temy	24.1°C/46.7%
Factor	BBHA 9120D_1457_1-18GHz	Polarity	Vertical
EUT	ACCESS POINT	Test Voltage	120V/60Hz
Test Mode	Transmit at Ant 14 2474MHz Ant 72476MHz		

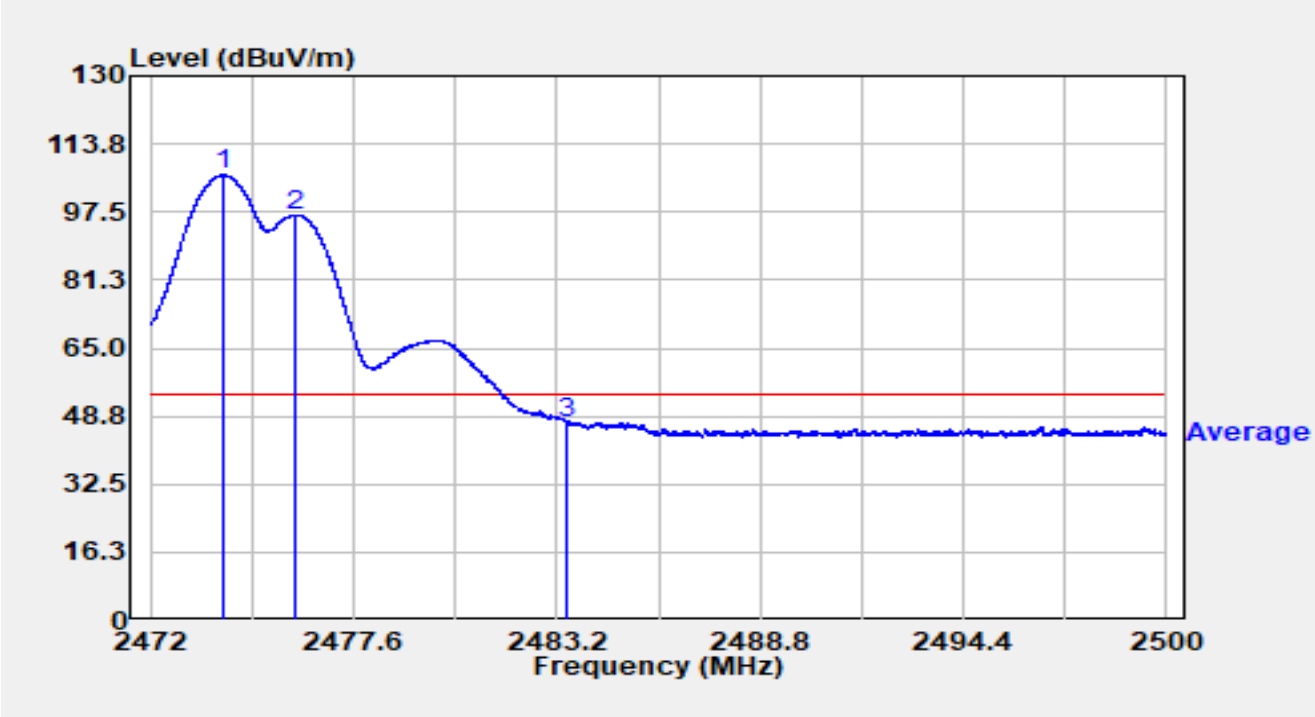

No	Mark	Frequency (MHz)	Reading (dBμV)	C.F (dB/m)	Measurement (dBμV/m)	Margin (dB)	Limit (dBμV/m)	Detector
1		2473.985	73.91	32.39	106.30	N/A	N/A	Average
2		2475.996	64.42	32.39	96.80	N/A	N/A	Average
3	*	2483.500	14.94	32.38	47.32	-6.68	54.00	Average

Notes:

1. " *", means this data is the worst emission level.

2. C.F (dB/m) = Antenna Factor (dB/m) + Cable Loss (dB).

3. Measurement (dBμV/m) = Reading (dBμV) + C.F (dB/m).

Site	WZ-AC2	Test Date	2024-06-28
Test Engineer	Frank Xue	Temy	24.1°C/46.7%
Factor	BBHA 9120D_1457_1-18GHz	Polarity	Horizontal
EUT	ACCESS POINT	Test Voltage	120V/60Hz
Test Mode	Transmit at Ant 14 2474MHz Ant 72478MHz		

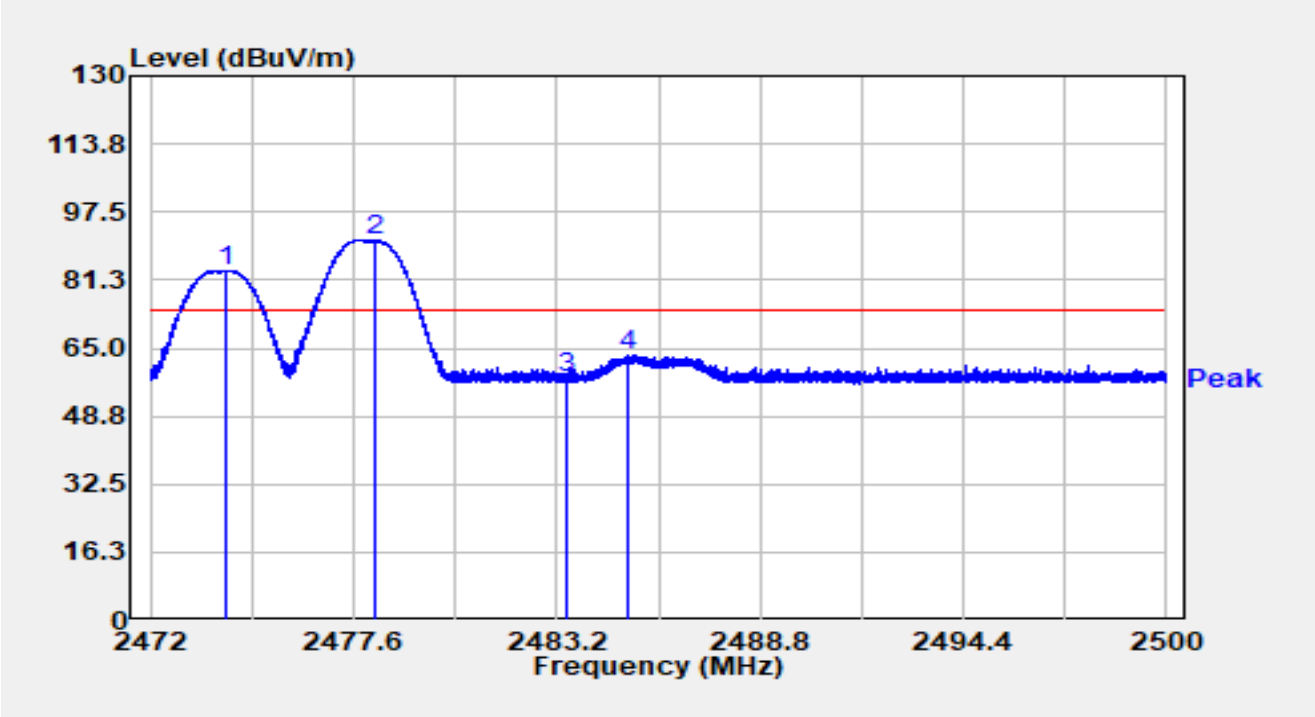

No	Mark	Frequency (MHz)	Reading (dBμV)	C.F (dB/m)	Measurement (dBμV/m)	Margin (dB)	Limit (dBμV/m)	Detector
1		2474.089	51.24	32.39	83.63	N/A	N/A	Peak
2		2478.219	58.35	32.38	90.73	N/A	N/A	Peak
3		2483.500	25.41	32.38	57.79	-16.21	74.00	Peak
4	*	2485.126	31.10	32.38	63.48	-10.52	74.00	Peak

Notes:

1. " *", means this data is the worst emission level.

2. C.F (dB/m) = Antenna Factor (dB/m) + Cable Loss (dB).

3. Measurement (dBμV/m) = Reading (dBμV) + C.F (dB/m).

Site	WZ-AC2	Test Date	2024-06-28
Test Engineer	Frank Xue	Temy	24.1°C/46.7%
Factor	BBHA 9120D_1457_1-18GHz	Polarity	Horizontal
EUT	ACCESS POINT	Test Voltage	120V/60Hz
Test Mode	Transmit at Ant 14 2474MHz Ant 72478MHz		

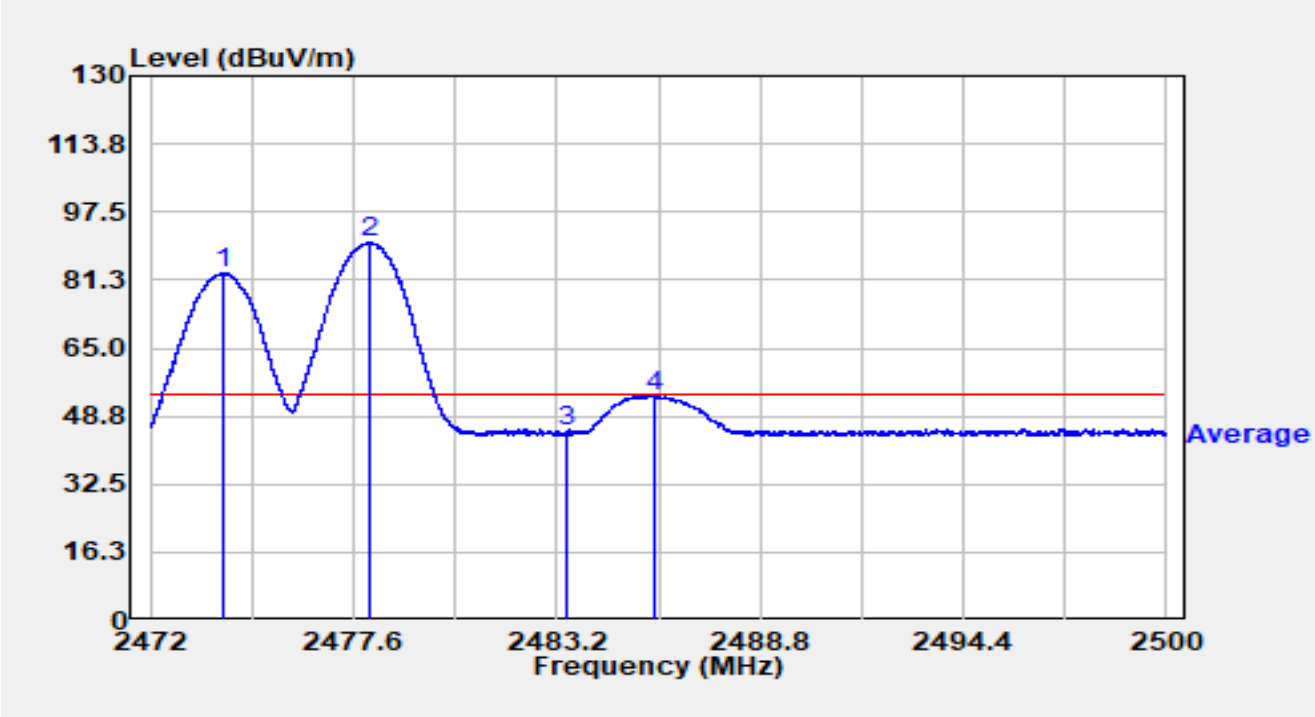

No	Mark	Frequency (MHz)	Reading (dBµV)	C.F (dB/m)	Measurement (dBµV/m)	Margin (dB)	Limit (dBµV/m)	Detector
1		2474.010	50.43	32.39	82.81	N/A	N/A	Average
2		2478.034	57.67	32.38	90.06	N/A	N/A	Average
3		2483.500	12.84	32.38	45.22	-8.78	54.00	Average
4	*	2485.910	21.32	32.38	53.70	-0.30	54.00	Average

Notes:

1. " *", means this data is the worst emission level.

2. C.F (dB/m) = Antenna Factor (dB/m) + Cable Loss (dB).

3. Measurement (dBµV/m) = Reading (dBµV) + C.F (dB/m).

Site	WZ-AC2	Test Date	2024-06-28
Test Engineer	Frank Xue	Temy	24.1°C/46.7%
Factor	BBHA 9120D_1457_1-18GHz	Polarity	Vertical
EUT	ACCESS POINT	Test Voltage	120V/60Hz
Test Mode	Transmit at Ant 14 2474MHz Ant 72478MHz		

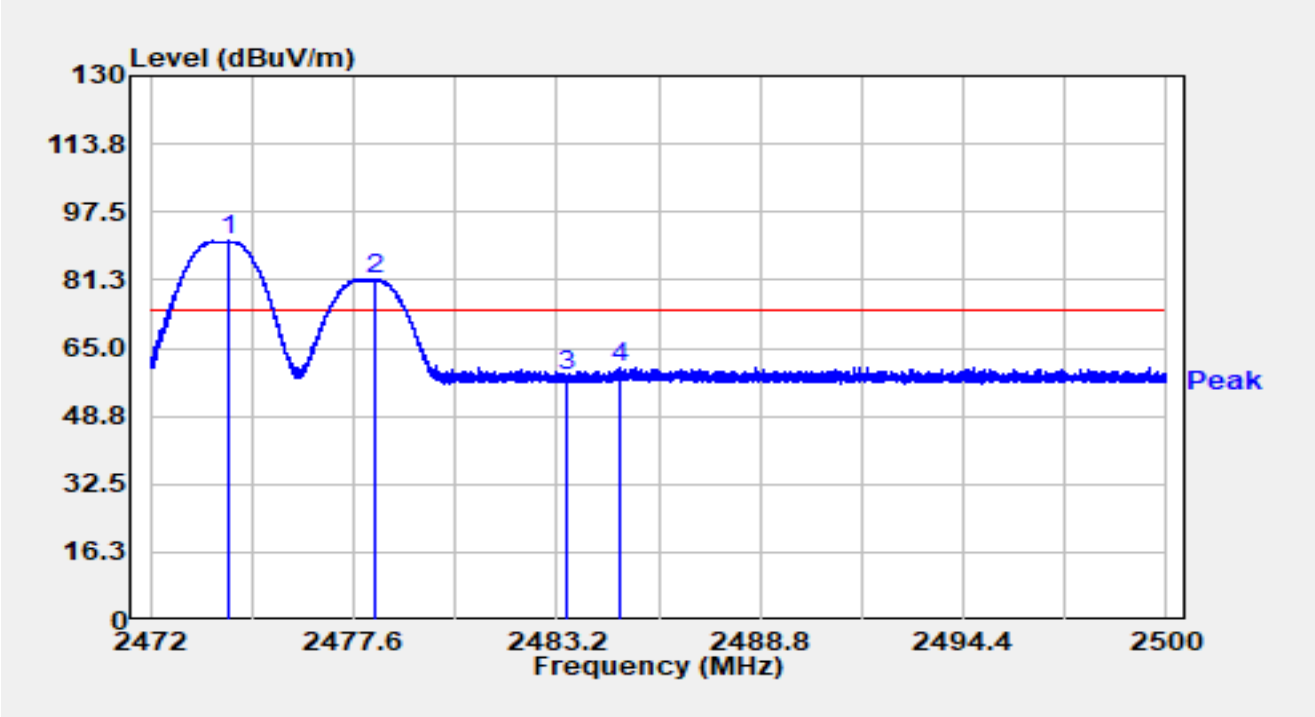

No	Mark	Frequency (MHz)	Reading (dBμV)	C.F (dB/m)	Measurement (dBμV/m)	Margin (dB)	Limit (dBμV/m)	Detector
1		2474.178	58.16	32.39	90.54	N/A	N/A	Peak
2		2478.216	49.14	32.38	81.53	N/A	N/A	Peak
3		2483.500	25.78	32.38	58.16	-15.84	74.00	Peak
4	*	2484.950	28.18	32.38	60.56	-13.44	74.00	Peak

Notes:

1. " *", means this data is the worst emission level.

2. C.F (dB/m) = Antenna Factor (dB/m) + Cable Loss (dB).

3. Measurement (dBμV/m) = Reading (dBμV) + C.F (dB/m).

Site	WZ-AC2	Test Date	2024-06-28
Test Engineer	Frank Xue	Temy	24.1°C/46.7%
Factor	BBHA 9120D_1457_1-18GHz	Polarity	Vertical
EUT	ACCESS POINT	Test Voltage	120V/60Hz
Test Mode	Transmit at Ant 14 2474MHz Ant 72478MHz		

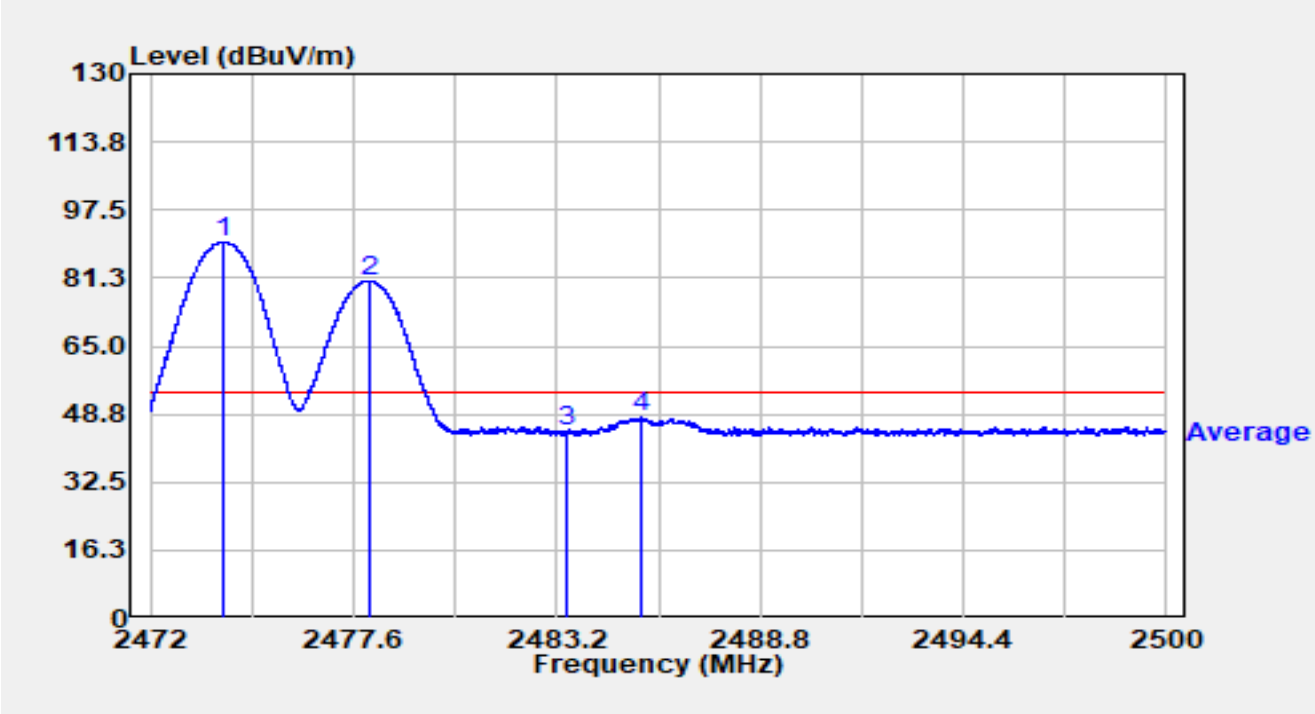

No	Mark	Frequency (MHz)	Reading (dBμV)	C.F (dB/m)	Measurement (dBμV/m)	Margin (dB)	Limit (dBμV/m)	Detector
1		2473.979	57.54	32.39	89.93	N/A	N/A	Average
2		2478.073	48.15	32.38	80.54	N/A	N/A	Average
3		2483.500	12.28	32.38	44.66	-9.34	54.00	Average
4	*	2485.518	15.65	32.38	48.03	-5.97	54.00	Average

Notes:

1. " *", means this data is the worst emission level.
2. C.F (dB/m) = Antenna Factor (dB/m) + Cable Loss (dB).
3. Measurement (dBμV/m) = Reading (dBμV) + C.F (dB/m).

Site	WZ-AC2	Test Date	2024-06-28
Test Engineer	Frank Xue	Temy	24.1°C/46.7%
Factor	BBHA 9120D_1457_1-18GHz	Polarity	Horizontal
EUT	ACCESS POINT	Test Voltage	120V/60Hz
Test Mode	Transmit at Ant 14 2474MHz Ant 72480MHz		

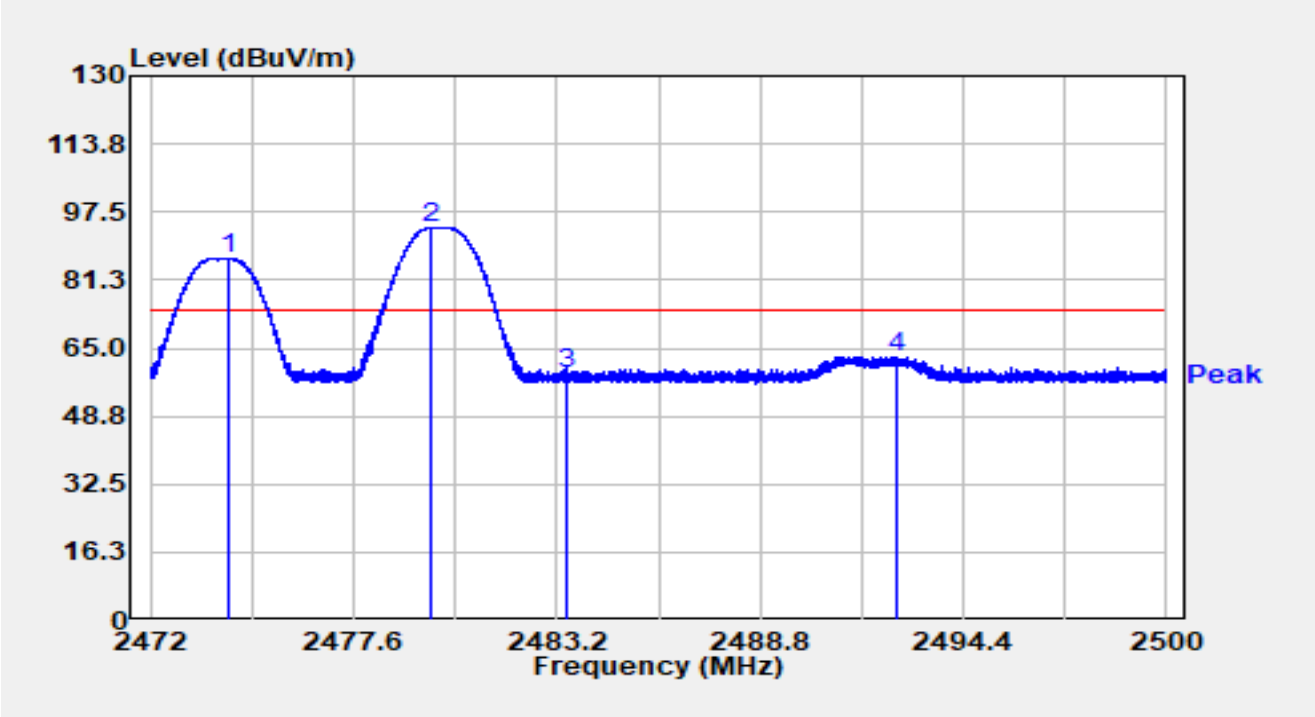

No	Mark	Frequency (MHz)	Reading (dBµV)	C.F (dB/m)	Measurement (dBµV/m)	Margin (dB)	Limit (dBµV/m)	Detector
1		2474.162	54.18	32.39	86.57	N/A	N/A	Peak
2		2479.736	61.36	32.38	93.74	N/A	N/A	Peak
3		2483.500	26.42	32.38	58.80	-15.20	74.00	Peak
4	*	2492.577	30.50	32.38	62.88	-11.12	74.00	Peak

Notes:

1. " *", means this data is the worst emission level.

2. C.F (dB/m) = Antenna Factor (dB/m) + Cable Loss (dB).

3. Measurement (dBµV/m) = Reading (dBµV) + C.F (dB/m).

Site	WZ-AC2	Test Date	2024-06-28
Test Engineer	Frank Xue	Temy	24.1°C/46.7%
Factor	BBHA 9120D_1457_1-18GHz	Polarity	Horizontal
EUT	ACCESS POINT	Test Voltage	120V/60Hz
Test Mode	Transmit at Ant 14 2474MHz Ant 72480MHz		

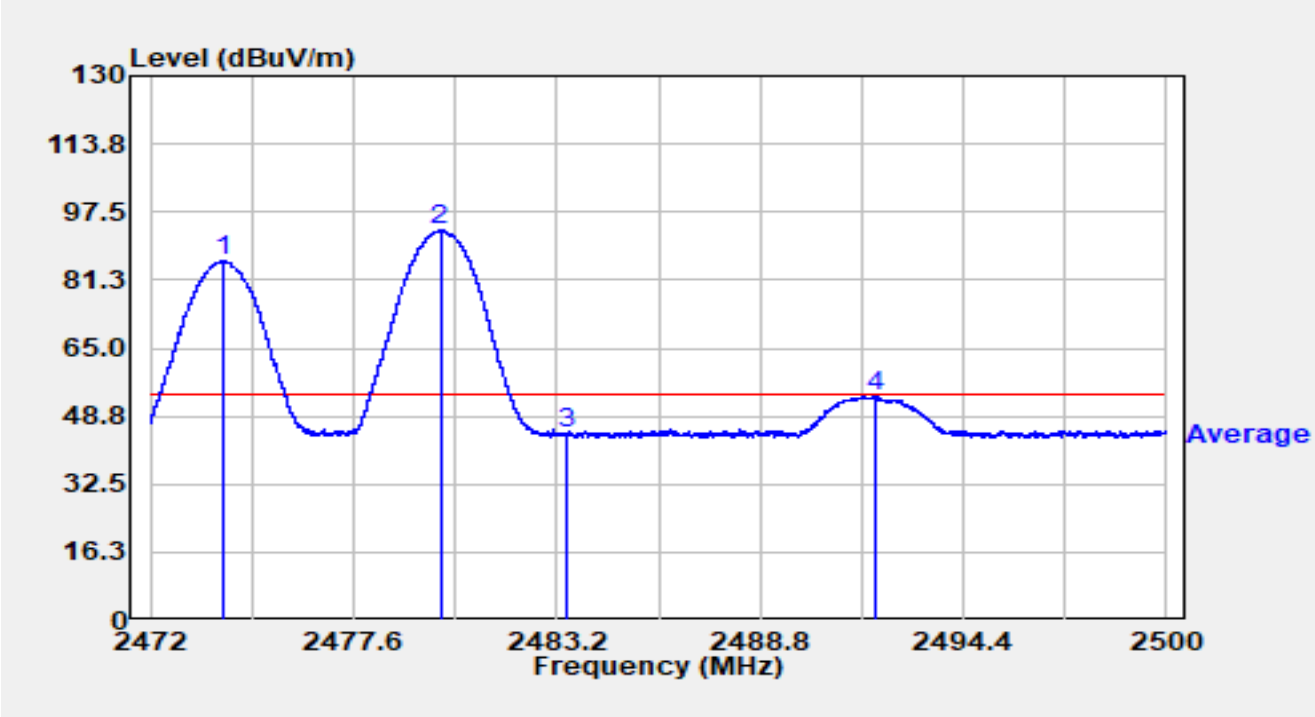

No	Mark	Frequency (MHz)	Reading (dBμV)	C.F (dB/m)	Measurement (dBμV/m)	Margin (dB)	Limit (dBμV/m)	Detector
1		2473.991	53.32	32.39	85.70	N/A	N/A	Average
2		2479.988	60.66	32.38	93.05	N/A	N/A	Average
3		2483.500	12.05	32.38	44.44	-9.56	54.00	Average
4	*	2491.953	20.99	32.38	53.37	-0.63	54.00	Average

Notes:

1. " *", means this data is the worst emission level.

2. C.F (dB/m) = Antenna Factor (dB/m) + Cable Loss (dB).

3. Measurement (dBμV/m) = Reading (dBμV) + C.F (dB/m).

Site	WZ-AC2	Test Date	2024-06-28
Test Engineer	Frank Xue	Temy	24.1°C/46.7%
Factor	BBHA 9120D_1457_1-18GHz	Polarity	Vertical
EUT	ACCESS POINT	Test Voltage	120V/60Hz
Test Mode	Transmit at Ant 14 2474MHz Ant 72480MHz		

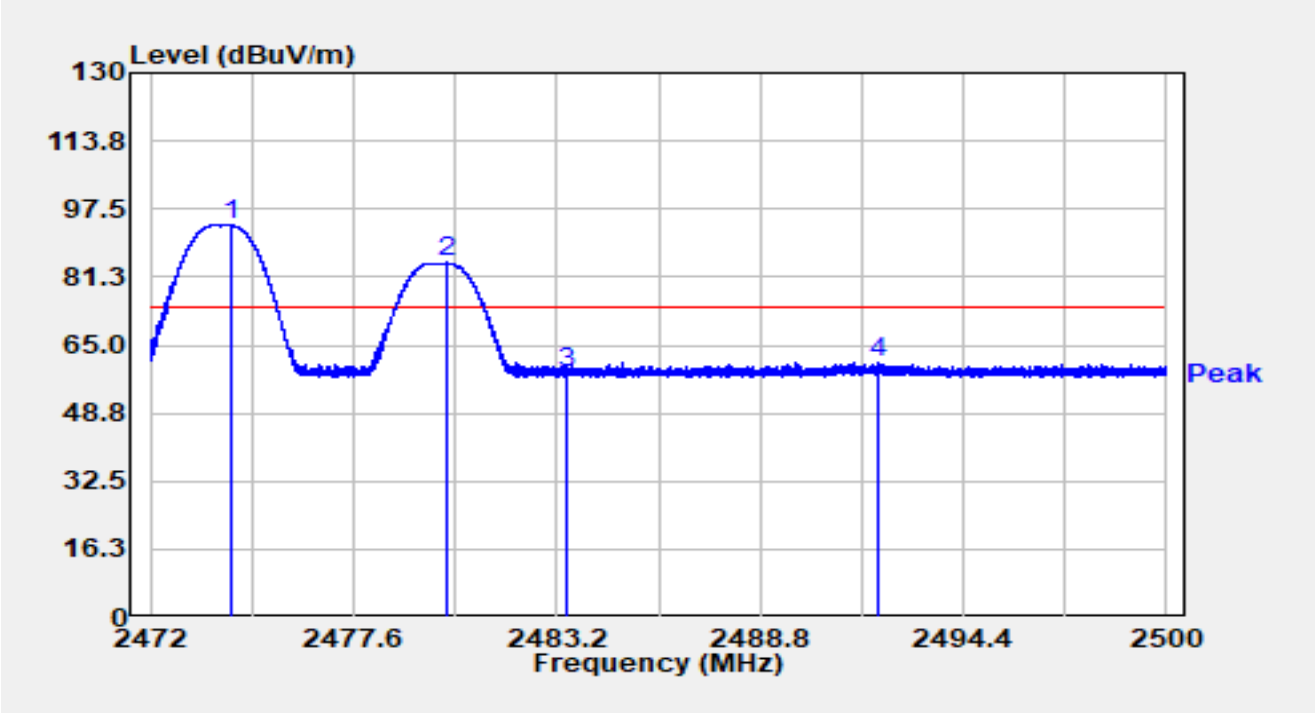

No	Mark	Frequency (MHz)	Reading (dBμV)	C.F (dB/m)	Measurement (dBμV/m)	Margin (dB)	Limit (dBμV/m)	Detector
1		2474.204	61.27	32.39	93.66	N/A	N/A	Peak
2		2480.142	52.29	32.38	84.68	N/A	N/A	Peak
3		2483.500	26.22	32.38	58.60	-15.40	74.00	Peak
4	*	2492.084	28.55	32.38	60.93	-13.07	74.00	Peak

Notes:

1. " *", means this data is the worst emission level.

2. C.F (dB/m) = Antenna Factor (dB/m) + Cable Loss (dB).

3. Measurement (dBμV/m) = Reading (dBμV) + C.F (dB/m).

Site	WZ-AC2	Test Date	2024-06-28
Test Engineer	Frank Xue	Temy	24.1°C/46.7%
Factor	BBHA 9120D_1457_1-18GHz	Polarity	Vertical
EUT	ACCESS POINT	Test Voltage	120V/60Hz
Test Mode	Transmit at Ant 14 2474MHz Ant 72480MHz		

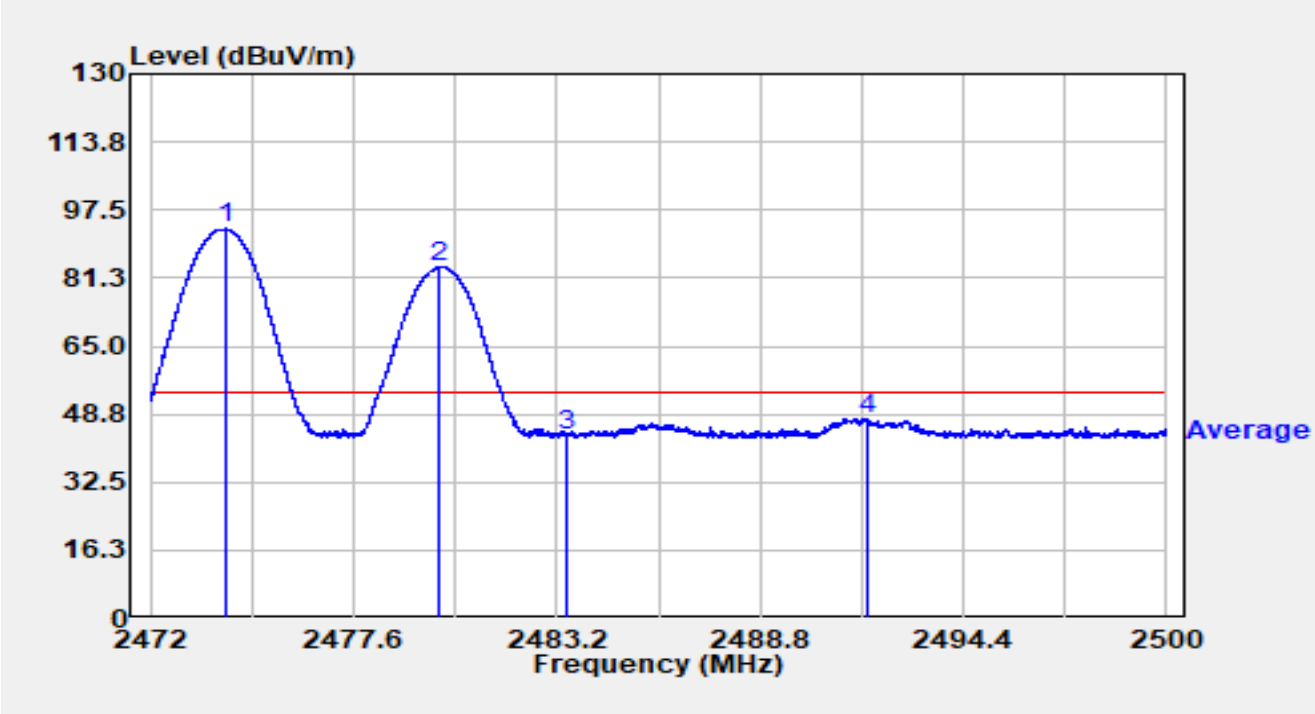

No	Mark	Frequency (MHz)	Reading (dBμV)	C.F (dB/m)	Measurement (dBμV/m)	Margin (dB)	Limit (dBμV/m)	Detector
1		2474.092	60.59	32.39	92.98	N/A	N/A	Average
2		2479.969	51.53	32.38	83.92	N/A	N/A	Average
3		2483.500	11.16	32.38	43.54	-10.46	54.00	Average
4	*	2491.743	15.41	32.38	47.79	-6.21	54.00	Average

Notes:

1. " *", means this data is the worst emission level.
2. C.F (dB/m) = Antenna Factor (dB/m) + Cable Loss (dB).
3. Measurement (dBμV/m) = Reading (dBμV) + C.F (dB/m).

Site	WZ-AC2	Test Date	2024-06-28
Test Engineer	Frank Xue	Temy	24.1°C/46.7%
Factor	BBHA 9120D_1457_1-18GHz	Polarity	Horizontal
EUT	ACCESS POINT	Test Voltage	120V/60Hz
Test Mode	Transmit at Ant 14 2476MHz Ant 72468MHz		

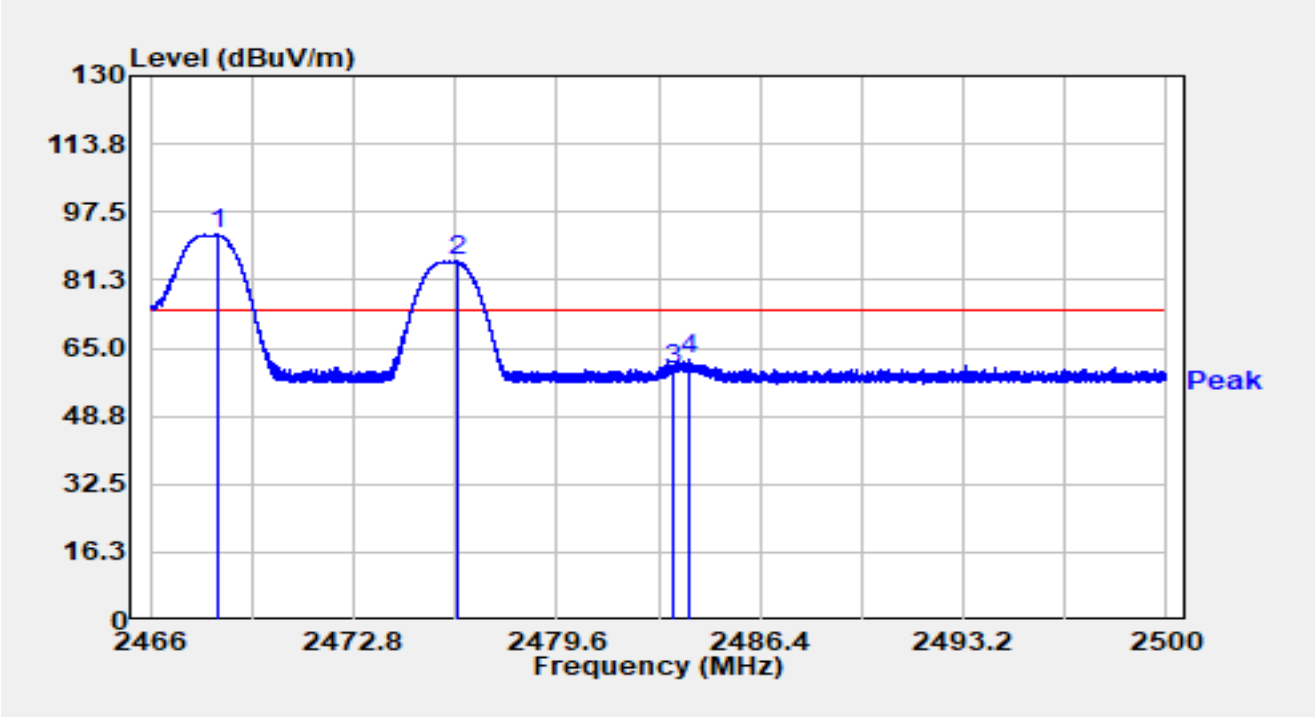

No	Mark	Frequency (MHz)	Reading (dBμV)	C.F (dB/m)	Measurement (dBμV/m)	Margin (dB)	Limit (dBμV/m)	Detector
1		2468.237	59.66	32.38	92.03	N/A	N/A	Peak
2		2476.241	53.26	32.39	85.65	N/A	N/A	Peak
3		2483.500	27.52	32.38	59.90	-14.10	74.00	Peak
4	*	2484.000	29.84	32.38	62.22	-11.78	74.00	Peak

Notes:

1. " *", means this data is the worst emission level.

2. C.F (dB/m) = Antenna Factor (dB/m) + Cable Loss (dB).

3. Measurement (dBμV/m) = Reading (dBμV) + C.F (dB/m).

Site	WZ-AC2	Test Date	2024-06-28
Test Engineer	Frank Xue	Temy	24.1°C/46.7%
Factor	BBHA 9120D_1457_1-18GHz	Polarity	Horizontal
EUT	ACCESS POINT	Test Voltage	120V/60Hz
Test Mode	Transmit at Ant 14 2476MHz Ant 72468MHz		

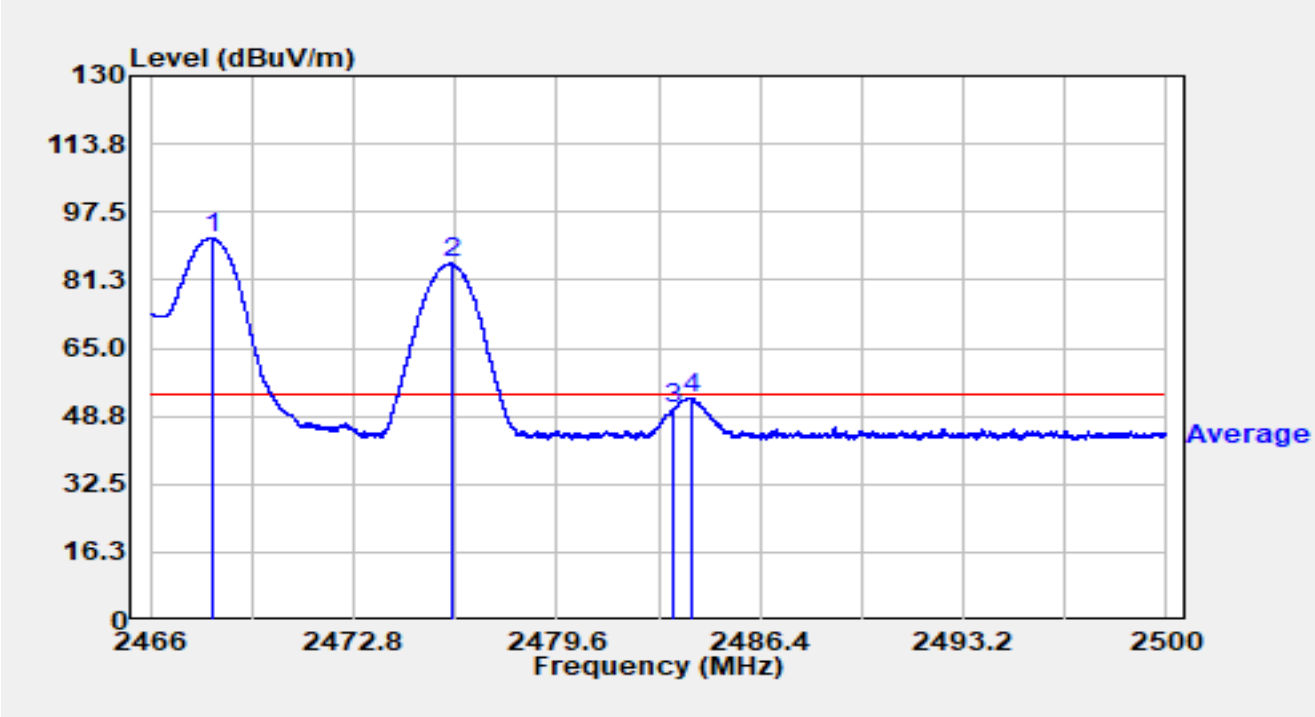

No	Mark	Frequency (MHz)	Reading (dBμV)	C.F (dB/m)	Measurement (dBμV/m)	Margin (dB)	Limit (dBμV/m)	Detector
1		2468.043	58.98	32.37	91.35	N/A	N/A	Average
2		2476.064	52.78	32.39	85.16	N/A	N/A	Average
3		2483.500	18.06	32.38	50.44	-3.56	54.00	Average
4	*	2484.139	20.81	32.38	53.19	-0.81	54.00	Average

Notes:

1. " *", means this data is the worst emission level.

2. C.F (dB/m) = Antenna Factor (dB/m) + Cable Loss (dB).

3. Measurement (dBμV/m) = Reading (dBμV) + C.F (dB/m).

Site	WZ-AC2	Test Date	2024-06-28
Test Engineer	Frank Xue	Temy	24.1°C/46.7%
Factor	BBHA 9120D_1457_1-18GHz	Polarity	Vertical
EUT	ACCESS POINT	Test Voltage	120V/60Hz
Test Mode	Transmit at Ant 14 2476MHz Ant 72468MHz		

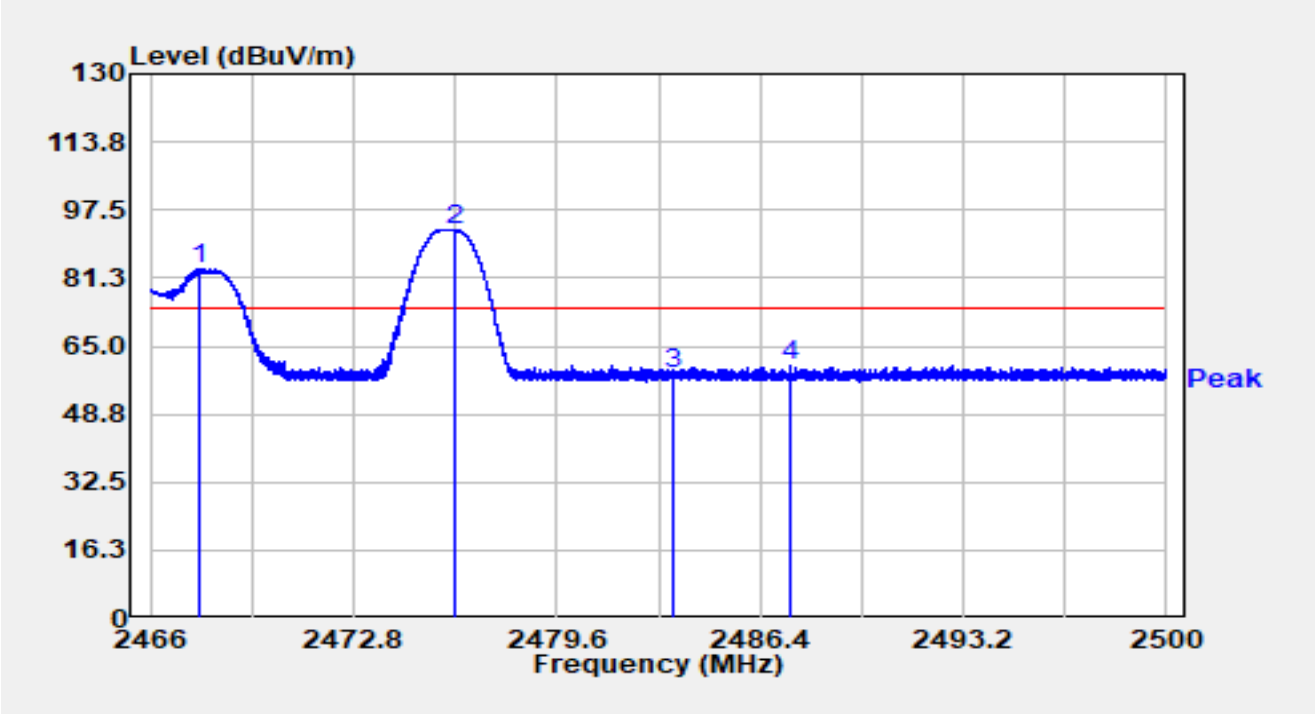

No	Mark	Frequency (MHz)	Reading (dBμV)	C.F (dB/m)	Measurement (dBμV/m)	Margin (dB)	Limit (dBμV/m)	Detector
1		2467.605	51.01	32.37	83.39	N/A	N/A	Peak
2		2476.214	60.38	32.39	92.76	N/A	N/A	Peak
3		2483.500	25.81	32.38	58.19	-15.81	74.00	Peak
4	*	2487.406	28.04	32.38	60.42	-13.58	74.00	Peak

Notes:

1. " *", means this data is the worst emission level.

2. C.F (dB/m) = Antenna Factor (dB/m) + Cable Loss (dB).

3. Measurement (dBμV/m) = Reading (dBμV) + C.F (dB/m).

Site	WZ-AC2	Test Date	2024-06-28
Test Engineer	Frank Xue	Temy	24.1°C/46.7%
Factor	BBHA 9120D_1457_1-18GHz	Polarity	Vertical
EUT	ACCESS POINT	Test Voltage	120V/60Hz
Test Mode	Transmit at Ant 14 2476MHz Ant 72468MHz		

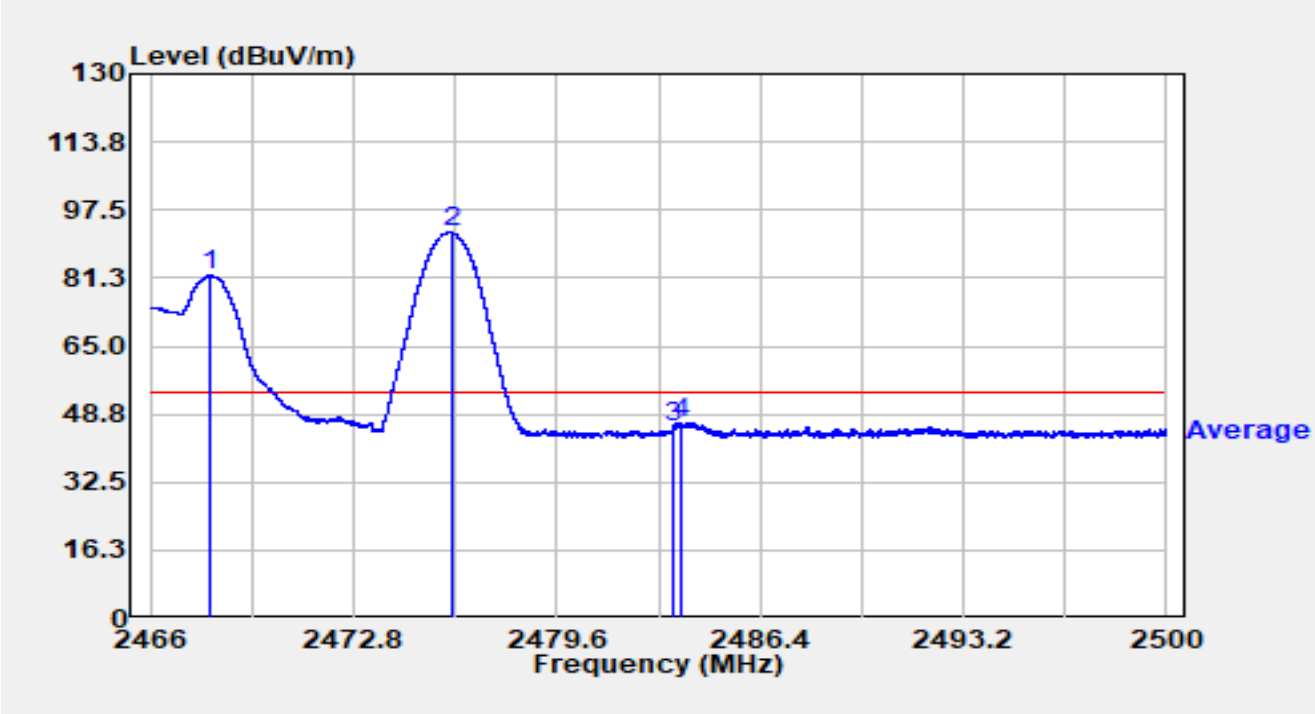

No	Mark	Frequency (MHz)	Reading (dBμV)	C.F (dB/m)	Measurement (dBμV/m)	Margin (dB)	Limit (dBμV/m)	Detector
1		2468.023	49.38	32.37	81.76	N/A	N/A	Average
2		2476.105	59.78	32.39	92.16	N/A	N/A	Average
3		2483.500	13.14	32.38	45.53	-8.47	54.00	Average
4	*	2483.738	14.42	32.38	46.80	-7.20	54.00	Average

Notes:

1. " *", means this data is the worst emission level.

2. C.F (dB/m) = Antenna Factor (dB/m) + Cable Loss (dB).

3. Measurement (dBμV/m) = Reading (dBμV) + C.F (dB/m).

Site	WZ-AC2	Test Date	2024-06-28
Test Engineer	Frank Xue	Temy	24.1°C/46.7%
Factor	BBHA 9120D_1457_1-18GHz	Polarity	Horizontal
EUT	ACCESS POINT	Test Voltage	120V/60Hz
Test Mode	Transmit at Ant 14 2476MHz Ant 72470MHz		

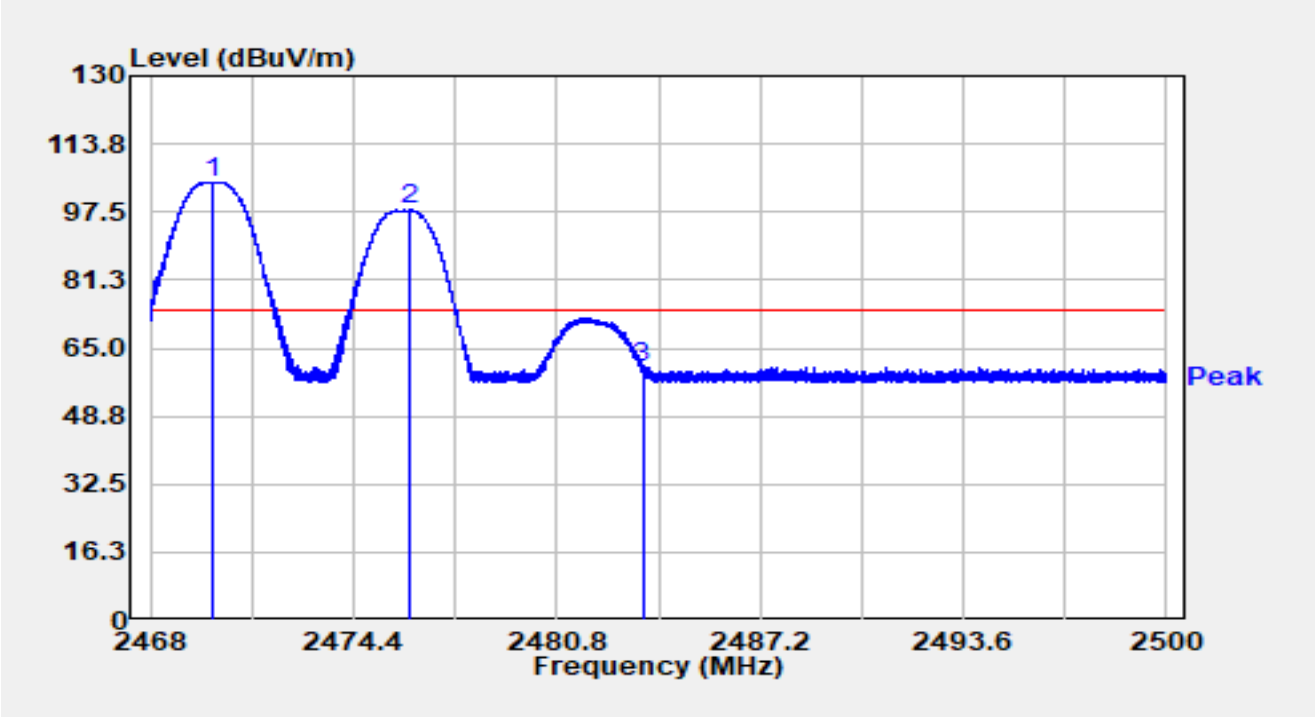

No	Mark	Frequency (MHz)	Reading (dBμV)	C.F (dB/m)	Measurement (dBμV/m)	Margin (dB)	Limit (dBμV/m)	Detector
1		2469.962	72.24	32.38	104.62	N/A	N/A	Peak
2		2476.202	65.54	32.39	97.93	N/A	N/A	Peak
3	*	2483.500	28.08	32.38	60.46	-13.54	74.00	Peak

Notes:

1. " *", means this data is the worst emission level.

2. C.F (dB/m) = Antenna Factor (dB/m) + Cable Loss (dB).

3. Measurement (dBμV/m) = Reading (dBμV) + C.F (dB/m).

Site	WZ-AC2	Test Date	2024-06-28
Test Engineer	Frank Xue	Temy	24.1°C/46.7%
Factor	BBHA 9120D_1457_1-18GHz	Polarity	Horizontal
EUT	ACCESS POINT	Test Voltage	120V/60Hz
Test Mode	Transmit at Ant 14 2476MHz Ant 72470MHz		

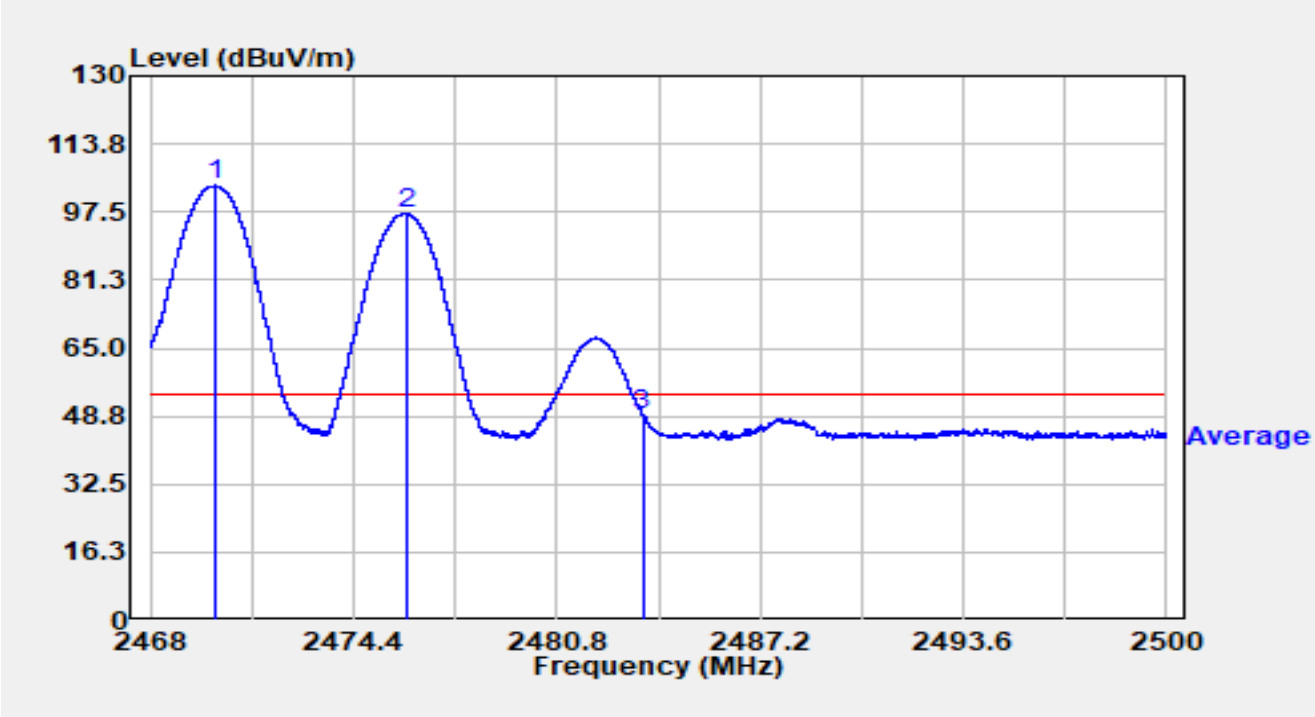

No	Mark	Frequency (MHz)	Reading (dBμV)	C.F (dB/m)	Measurement (dBμV/m)	Margin (dB)	Limit (dBμV/m)	Detector
1		2470.038	71.39	32.38	103.77	N/A	N/A	Average
2		2476.099	64.86	32.39	97.25	N/A	N/A	Average
3	*	2483.500	16.80	32.38	49.19	-4.81	54.00	Average

Notes:

1. " *", means this data is the worst emission level.

2. C.F (dB/m) = Antenna Factor (dB/m) + Cable Loss (dB).

3. Measurement (dBμV/m) = Reading (dBμV) + C.F (dB/m).

Site	WZ-AC2	Test Date	2024-06-28
Test Engineer	Frank Xue	Temy	24.1°C/46.7%
Factor	BBHA 9120D_1457_1-18GHz	Polarity	Vertical
EUT	ACCESS POINT	Test Voltage	120V/60Hz
Test Mode	Transmit at Ant 14 2476MHz Ant 72470MHz		

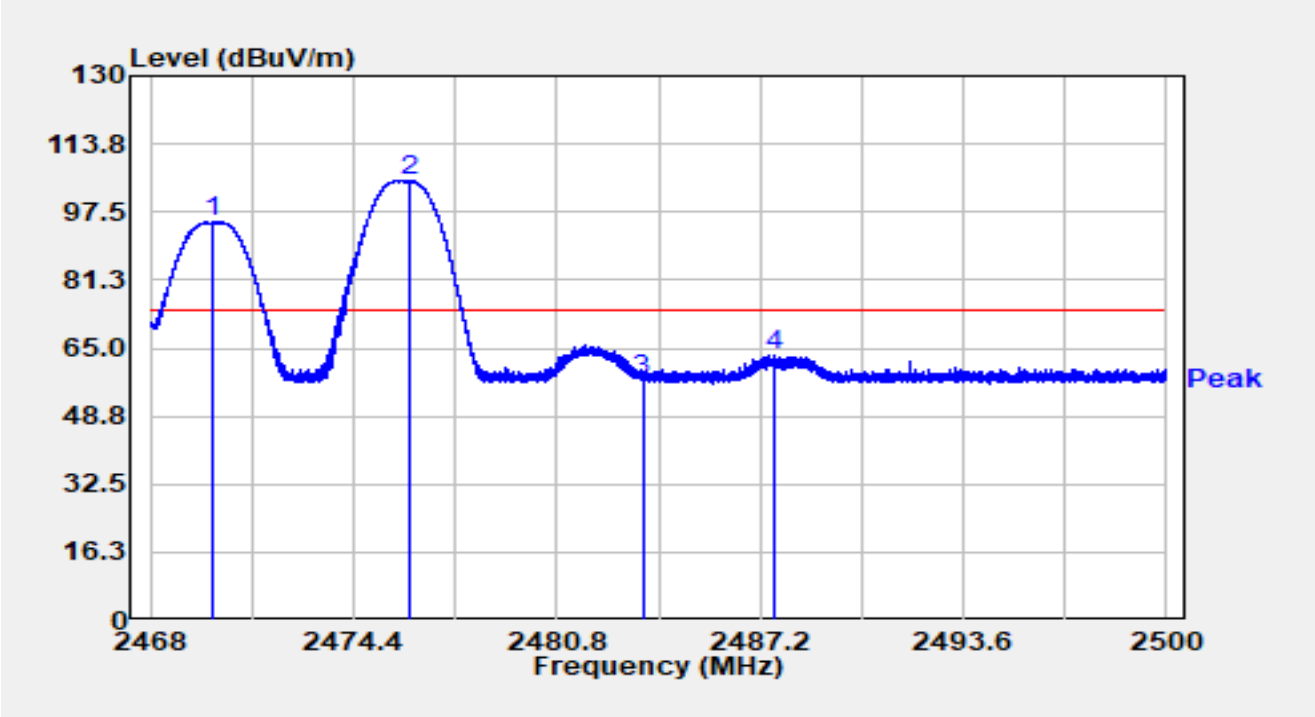

No	Mark	Frequency (MHz)	Reading (dBμV)	C.F (dB/m)	Measurement (dBμV/m)	Margin (dB)	Limit (dBμV/m)	Detector
1		2469.942	62.71	32.38	95.09	N/A	N/A	Peak
2		2476.167	72.49	32.39	104.88	N/A	N/A	Peak
3		2483.500	24.95	32.38	57.33	-16.67	74.00	Peak
4	*	2487.619	30.88	32.38	63.26	-10.74	74.00	Peak

Notes:

1. " *", means this data is the worst emission level.

2. C.F (dB/m) = Antenna Factor (dB/m) + Cable Loss (dB).

3. Measurement (dBμV/m) = Reading (dBμV) + C.F (dB/m).

Site	WZ-AC2	Test Date	2024-06-28
Test Engineer	Frank Xue	Temy	24.1°C/46.7%
Factor	BBHA 9120D_1457_1-18GHz	Polarity	Vertical
EUT	ACCESS POINT	Test Voltage	120V/60Hz
Test Mode	Transmit at Ant 14 2476MHz Ant 72470MHz		

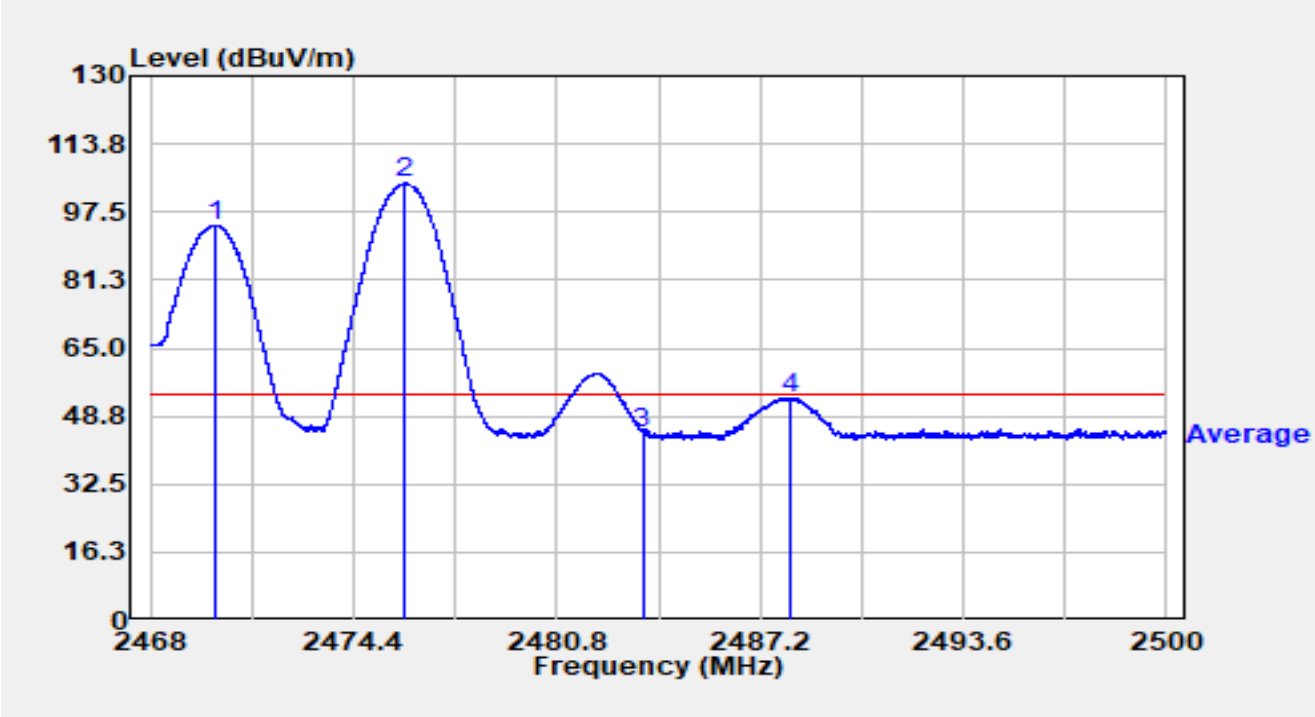

No	Mark	Frequency (MHz)	Reading (dBμV)	C.F (dB/m)	Measurement (dBμV/m)	Margin (dB)	Limit (dBμV/m)	Detector
1		2470.016	61.86	32.38	94.24	N/A	N/A	Average
2		2476.029	71.96	32.39	104.35	N/A	N/A	Average
3		2483.500	12.34	32.38	44.72	-9.28	54.00	Average
4	*	2488.128	20.58	32.38	52.96	-1.04	54.00	Average

Notes:

1. " *", means this data is the worst emission level.

2. C.F (dB/m) = Antenna Factor (dB/m) + Cable Loss (dB).

3. Measurement (dBμV/m) = Reading (dBμV) + C.F (dB/m).

Site	WZ-AC2	Test Date	2024-06-28
Test Engineer	Ajin Fan	Temy	24.1°C/46.7%
Factor	BBHA 9120D_1457_1-18GHz	Polarity	Horizontal
EUT	ACCESS POINT	Test Voltage	120V/60Hz
Test Mode	Transmit at Ant 14 2476MHz Ant 72474MHz		

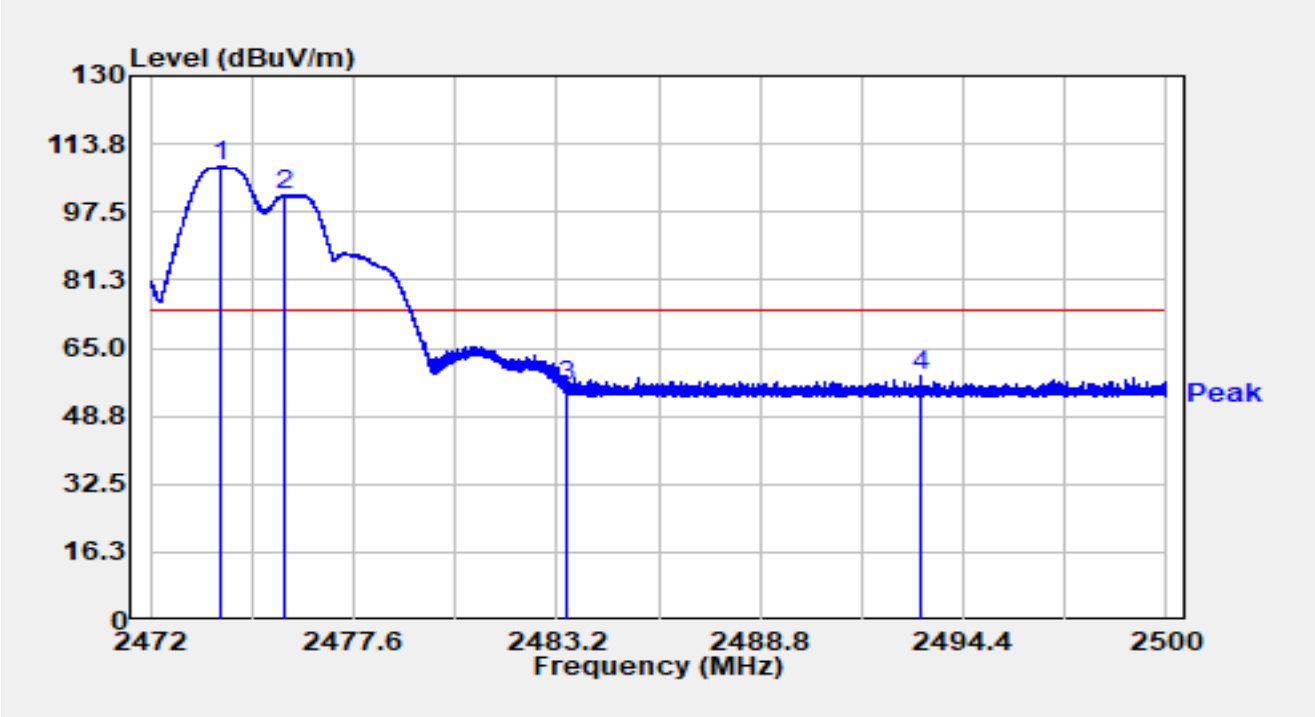

No	Mark	Frequency (MHz)	Reading (dBμV)	C.F (dB/m)	Measurement (dBμV/m)	Margin (dB)	Limit (dBμV/m)	Detector
1		2473.943	76.06	32.39	108.45	N/A	N/A	Peak
2		2475.710	69.22	32.39	101.61	N/A	N/A	Peak
3		2483.500	23.68	32.38	56.06	-17.94	74.00	Peak
4	*	2493.249	25.92	32.38	58.31	-15.69	74.00	Peak

Notes:

1. " *", means this data is the worst emission level.

2. C.F (dB/m) = Antenna Factor (dB/m) + Cable Loss (dB).

3. Measurement (dBμV/m) = Reading (dBμV) + C.F (dB/m).

Site	WZ-AC2	Test Date	2024-06-28
Test Engineer	Ajin Fan	Temy	24.1°C/46.7%
Factor	BBHA 9120D_1457_1-18GHz	Polarity	Horizontal
EUT	ACCESS POINT	Test Voltage	120V/60Hz
Test Mode	Transmit at Ant 14 2476MHz Ant 72474MHz		

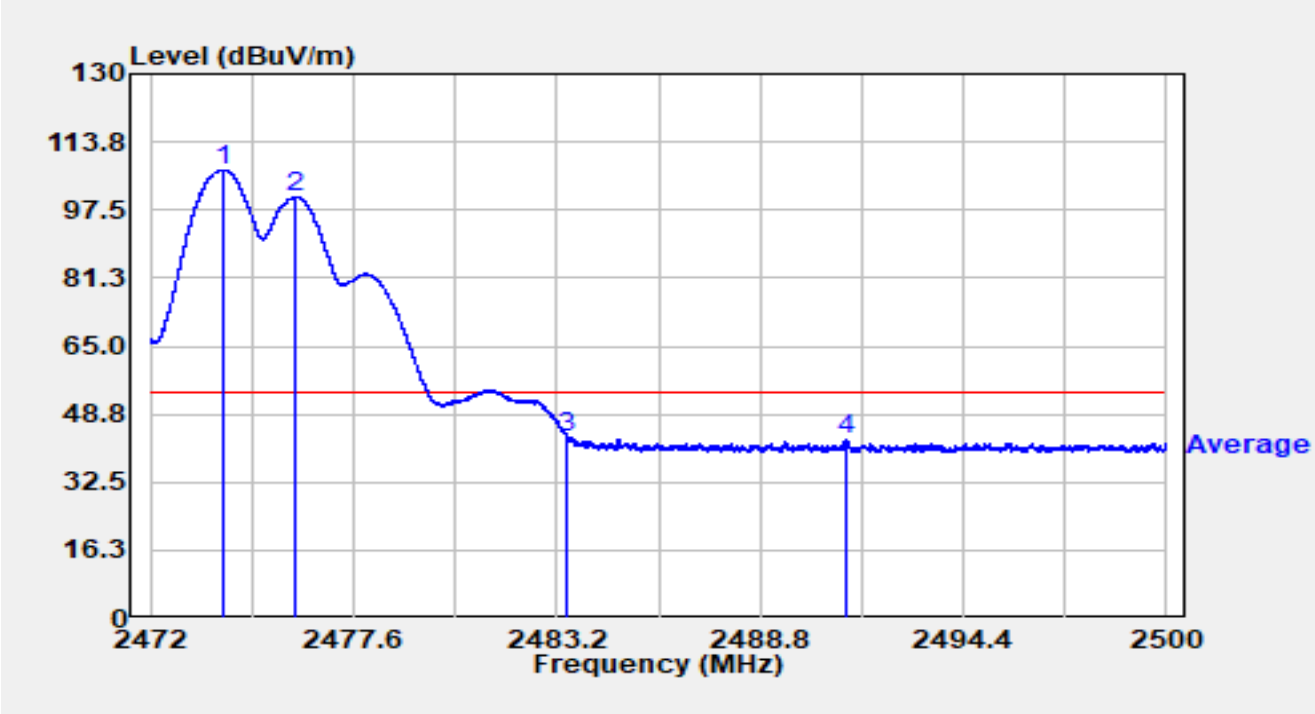

No	Mark	Frequency (MHz)	Reading (dBµV)	C.F (dB/m)	Measurement (dBµV/m)	Margin (dB)	Limit (dBµV/m)	Detector
1		2473.999	74.80	32.39	107.19	N/A	N/A	Average
2		2475.990	68.25	32.39	100.64	N/A	N/A	Average
3		2483.500	10.99	32.38	43.38	-10.62	54.00	Average
4	*	2491.191	10.22	32.38	42.60	-11.40	54.00	Average

Notes:

1. " *", means this data is the worst emission level.
2. C.F (dB/m) = Antenna Factor (dB/m) + Cable Loss (dB).
3. Measurement (dBµV/m) = Reading (dBµV) + C.F (dB/m).

Site	WZ-AC2	Test Date	2024-06-28
Test Engineer	Ajin Fan	Temy	24.1°C/46.7%
Factor	BBHA 9120D_1457_1-18GHz	Polarity	Vertical
EUT	ACCESS POINT	Test Voltage	120V/60Hz
Test Mode	Transmit at Ant 14 2476MHz Ant 72474MHz		

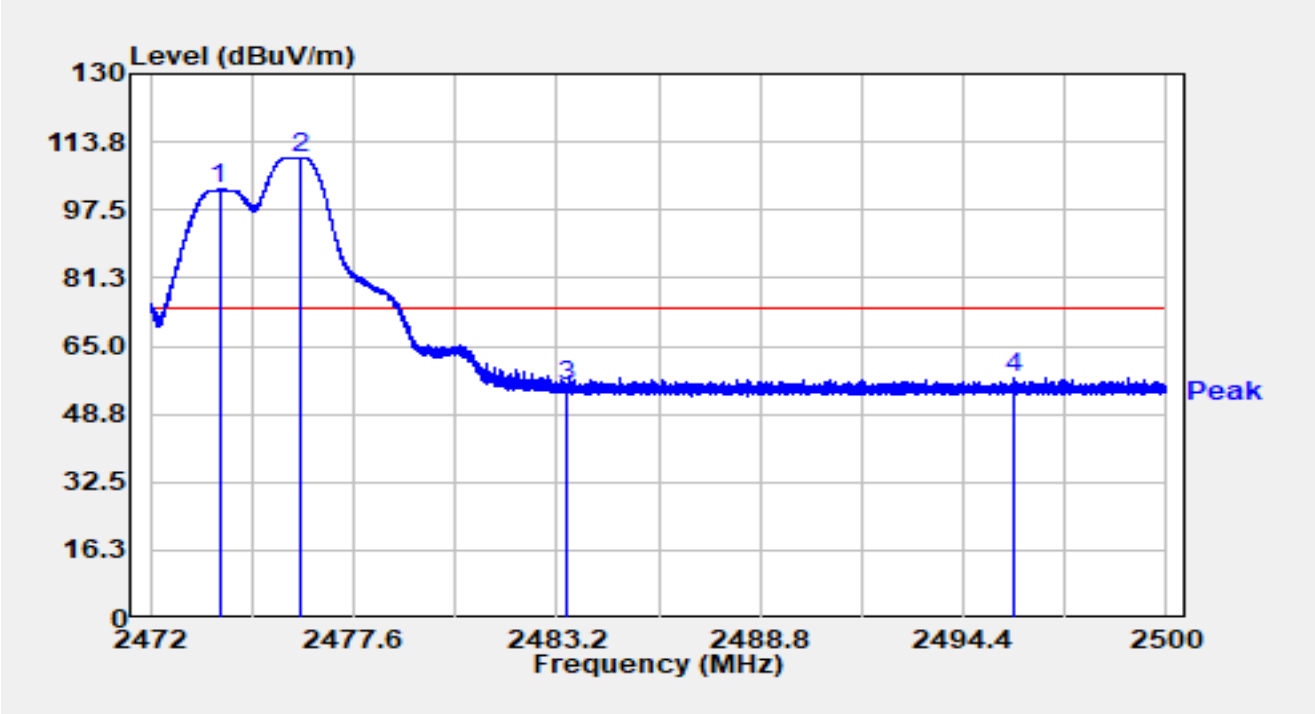

No	Mark	Frequency (MHz)	Reading (dBμV)	C.F (dB/m)	Measurement (dBμV/m)	Margin (dB)	Limit (dBμV/m)	Detector
1		2473.898	70.15	32.39	102.54	N/A	N/A	Peak
2		2476.119	77.67	32.39	110.05	N/A	N/A	Peak
3		2483.500	22.91	32.38	55.29	-18.71	74.00	Peak
4	*	2495.781	25.02	32.39	57.41	-16.59	74.00	Peak

Notes:

1. " *", means this data is the worst emission level.

2. C.F (dB/m) = Antenna Factor (dB/m) + Cable Loss (dB).

3. Measurement (dBμV/m) = Reading (dBμV) + C.F (dB/m).

Site	WZ-AC2	Test Date	2024-06-28
Test Engineer	Ajin Fan	Temy	24.1°C/46.7%
Factor	BBHA 9120D_1457_1-18GHz	Polarity	Vertical
EUT	ACCESS POINT	Test Voltage	120V/60Hz
Test Mode	Transmit at Ant 14 2476MHz Ant 72474MHz		

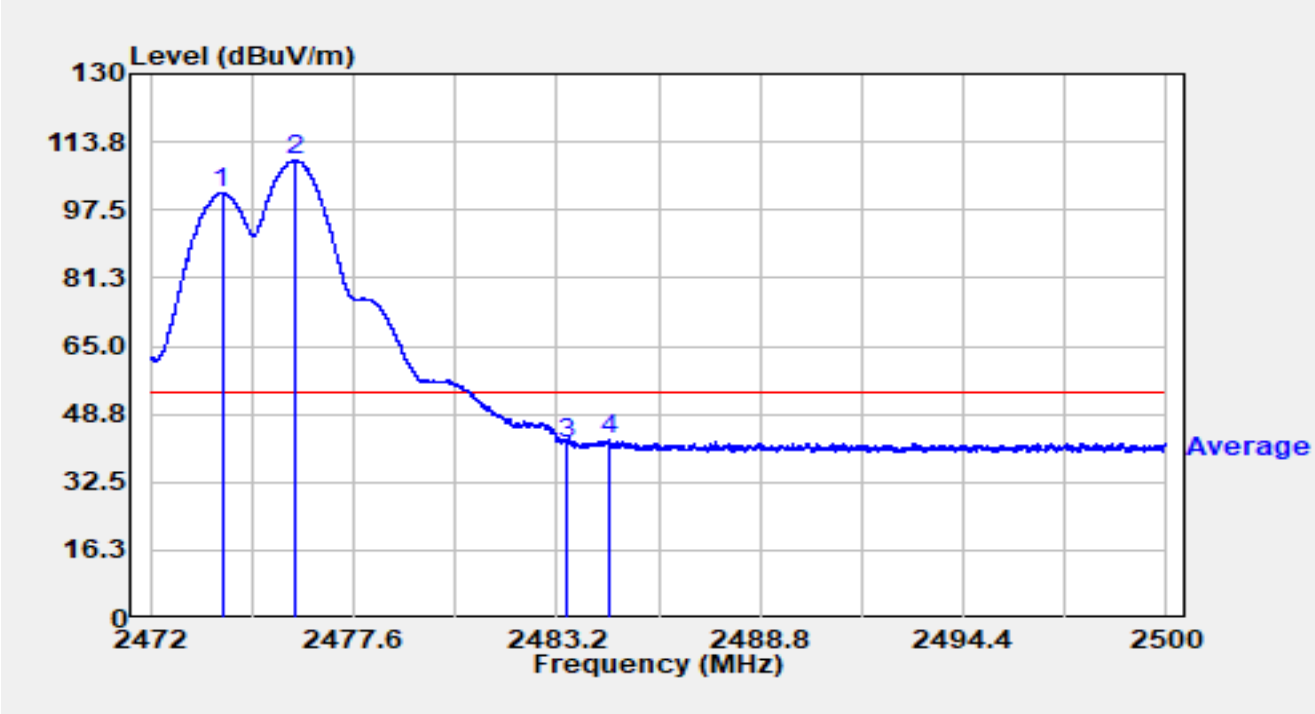

No	Mark	Frequency (MHz)	Reading (dBμV)	C.F (dB/m)	Measurement (dBμV/m)	Margin (dB)	Limit (dBμV/m)	Detector
1		2473.971	69.18	32.39	101.57	N/A	N/A	Average
2		2476.001	76.90	32.39	109.29	N/A	N/A	Average
3		2483.500	9.35	32.38	41.73	-12.27	54.00	Average
4	*	2484.620	10.32	32.38	42.70	-11.30	54.00	Average

Notes:

1. " *", means this data is the worst emission level.
2. C.F (dB/m) = Antenna Factor (dB/m) + Cable Loss (dB).
3. Measurement (dBμV/m) = Reading (dBμV) + C.F (dB/m).

Site	WZ-AC2	Test Date	2024-06-28
Test Engineer	Frank Xue	Temy	24.1°C/46.7%
Factor	BBHA 9120D_1457_1-18GHz	Polarity	Horizontal
EUT	ACCESS POINT	Test Voltage	120V/60Hz
Test Mode	Transmit at Ant 14 2476MHz Ant 72478MHz		

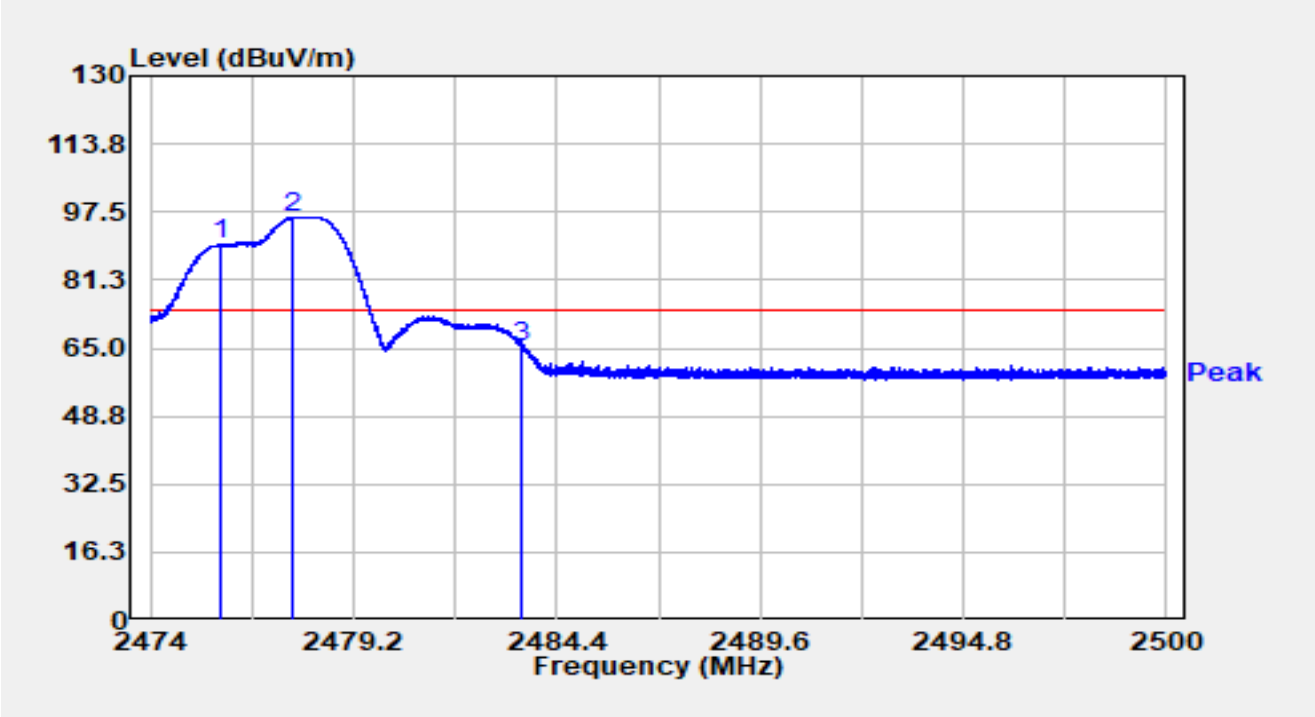

No	Mark	Frequency (MHz)	Reading (dBμV)	C.F (dB/m)	Measurement (dBμV/m)	Margin (dB)	Limit (dBμV/m)	Detector
1		2475.789	57.20	32.39	89.58	N/A	N/A	Peak
2		2477.656	63.86	32.39	96.25	N/A	N/A	Peak
3	*	2483.500	32.87	32.38	65.25	-8.75	74.00	Peak

Notes:

1. " *", means this data is the worst emission level.

2. C.F (dB/m) = Antenna Factor (dB/m) + Cable Loss (dB).

3. Measurement (dBμV/m) = Reading (dBμV) + C.F (dB/m).

Site	WZ-AC2	Test Date	2024-06-28
Test Engineer	Frank Xue	Temy	24.1°C/46.7%
Factor	BBHA 9120D_1457_1-18GHz	Polarity	Horizontal
EUT	ACCESS POINT	Test Voltage	120V/60Hz
Test Mode	Transmit at Ant 14 2476MHz Ant 72478MHz		

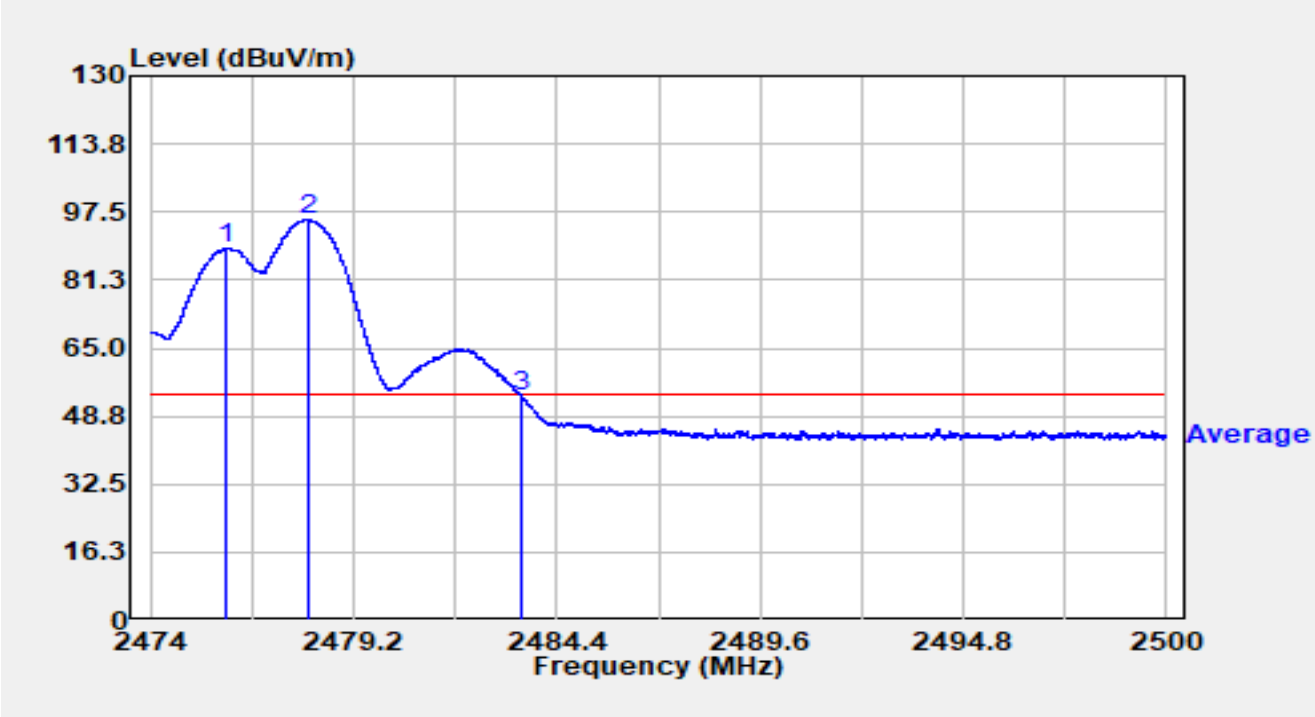

No	Mark	Frequency (MHz)	Reading (dBμV)	C.F (dB/m)	Measurement (dBμV/m)	Margin (dB)	Limit (dBμV/m)	Detector
1		2475.966	56.43	32.39	88.82	N/A	N/A	Average
2		2478.046	63.27	32.38	95.65	N/A	N/A	Average
3	*	2483.500	20.88	32.38	53.26	-0.74	54.00	Average

Notes:

1. " *", means this data is the worst emission level.

2. C.F (dB/m) = Antenna Factor (dB/m) + Cable Loss (dB).

3. Measurement (dBμV/m) = Reading (dBμV) + C.F (dB/m).

Site	WZ-AC2	Test Date	2024-06-28
Test Engineer	Frank Xue	Temy	24.1°C/46.7%
Factor	BBHA 9120D_1457_1-18GHz	Polarity	Vertical
EUT	ACCESS POINT	Test Voltage	120V/60Hz
Test Mode	Transmit at Ant 14 2476MHz Ant 72478MHz		

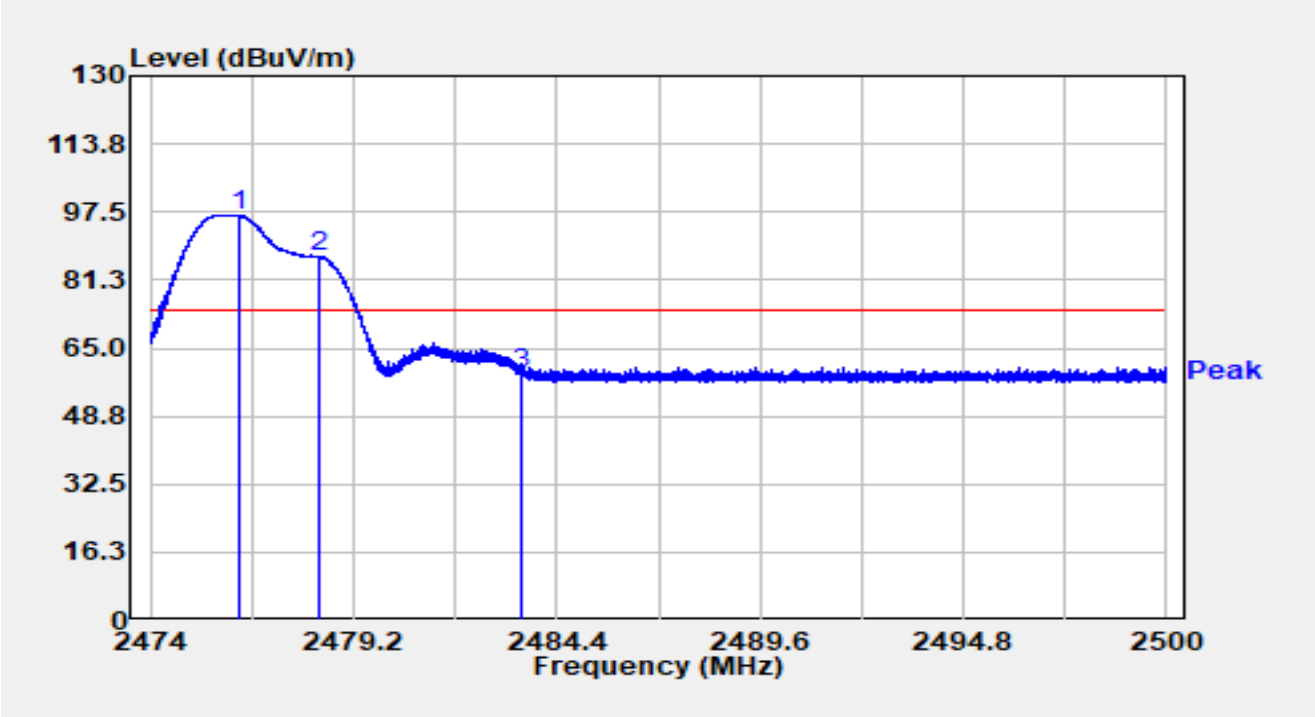

No	Mark	Frequency (MHz)	Reading (dBμV)	C.F (dB/m)	Measurement (dBμV/m)	Margin (dB)	Limit (dBμV/m)	Detector
1		2476.283	64.32	32.39	96.70	N/A	N/A	Peak
2		2478.329	54.51	32.38	86.89	N/A	N/A	Peak
3	*	2483.500	26.43	32.38	58.81	-15.19	74.00	Peak

Notes:

1. " *", means this data is the worst emission level.

2. C.F (dB/m) = Antenna Factor (dB/m) + Cable Loss (dB).

3. Measurement (dBμV/m) = Reading (dBμV) + C.F (dB/m).

Site	WZ-AC2	Test Date	2024-06-28
Test Engineer	Frank Xue	Temy	24.1°C/46.7%
Factor	BBHA 9120D_1457_1-18GHz	Polarity	Vertical
EUT	ACCESS POINT	Test Voltage	120V/60Hz
Test Mode	Transmit at Ant 14 2476MHz Ant 72478MHz		

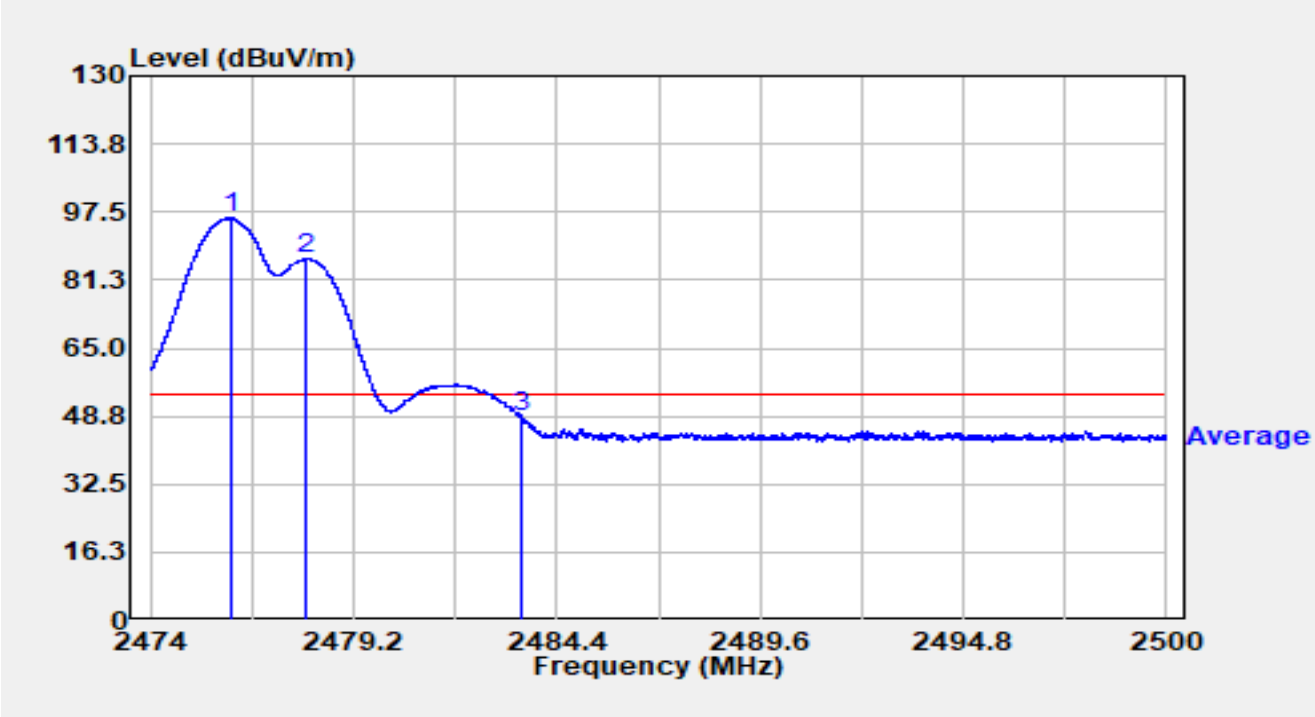

No	Mark	Frequency (MHz)	Reading (dBμV)	C.F (dB/m)	Measurement (dBμV/m)	Margin (dB)	Limit (dBμV/m)	Detector
1		2476.075	63.68	32.39	96.07	N/A	N/A	Average
2		2478.009	53.85	32.38	86.24	N/A	N/A	Average
3	*	2483.500	16.29	32.38	48.67	-5.33	54.00	Average

Notes:

1. " *", means this data is the worst emission level.

2. C.F (dB/m) = Antenna Factor (dB/m) + Cable Loss (dB).

3. Measurement (dBμV/m) = Reading (dBμV) + C.F (dB/m).

Site	WZ-AC2	Test Date	2024-06-28
Test Engineer	Frank Xue	Temy	24.1°C/46.7%
Factor	BBHA 9120D_1457_1-18GHz	Polarity	Horizontal
EUT	ACCESS POINT	Test Voltage	120V/60Hz
Test Mode	Transmit at Ant 14 2476MHz Ant 72480MHz		

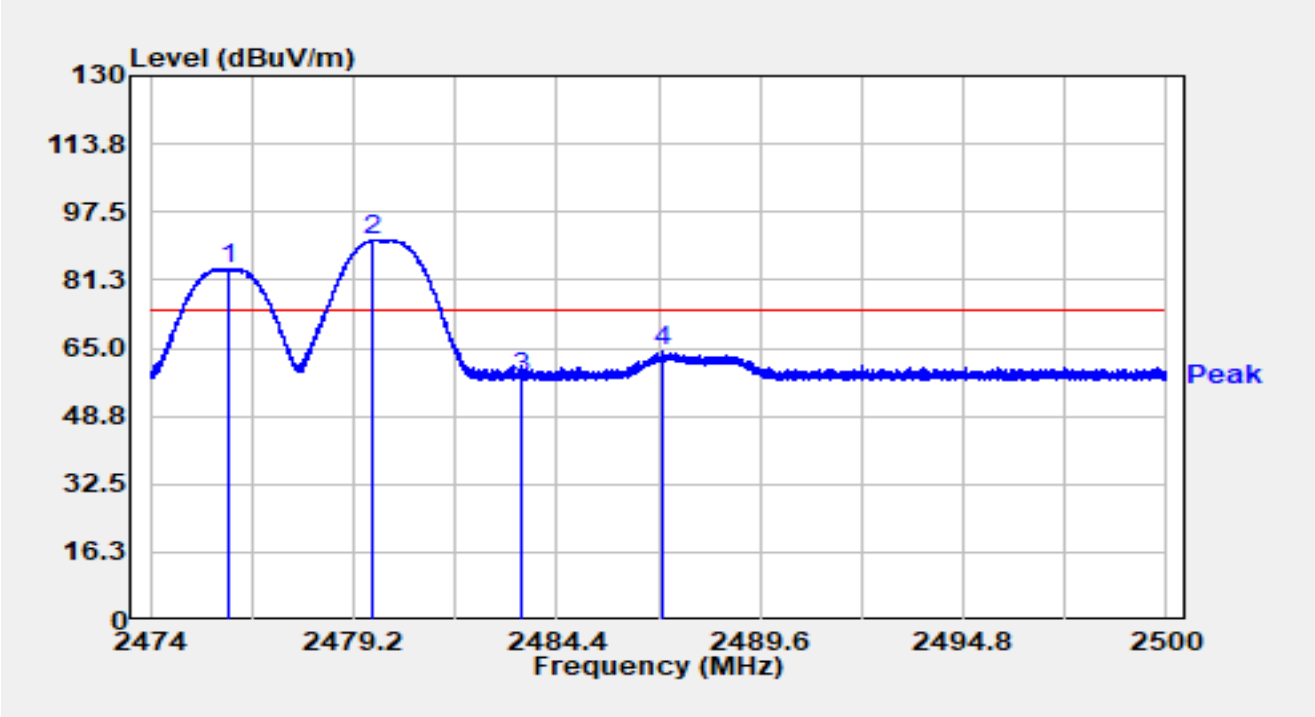

No	Mark	Frequency (MHz)	Reading (dBμV)	C.F (dB/m)	Measurement (dBμV/m)	Margin (dB)	Limit (dBμV/m)	Detector
1		2475.973	51.54	32.39	83.93	N/A	N/A	Peak
2		2479.686	58.34	32.38	90.73	N/A	N/A	Peak
3		2483.500	25.52	32.38	57.90	-16.10	74.00	Peak
4	*	2487.135	31.64	32.38	64.02	-9.98	74.00	Peak

Notes:

1. " *", means this data is the worst emission level.

2. C.F (dB/m) = Antenna Factor (dB/m) + Cable Loss (dB).

3. Measurement (dBμV/m) = Reading (dBμV) + C.F (dB/m).

Site	WZ-AC2	Test Date	2024-06-28
Test Engineer	Frank Xue	Temy	24.1°C/46.7%
Factor	BBHA 9120D_1457_1-18GHz	Polarity	Horizontal
EUT	ACCESS POINT	Test Voltage	120V/60Hz
Test Mode	Transmit at Ant 14 2476MHz Ant 72480MHz		

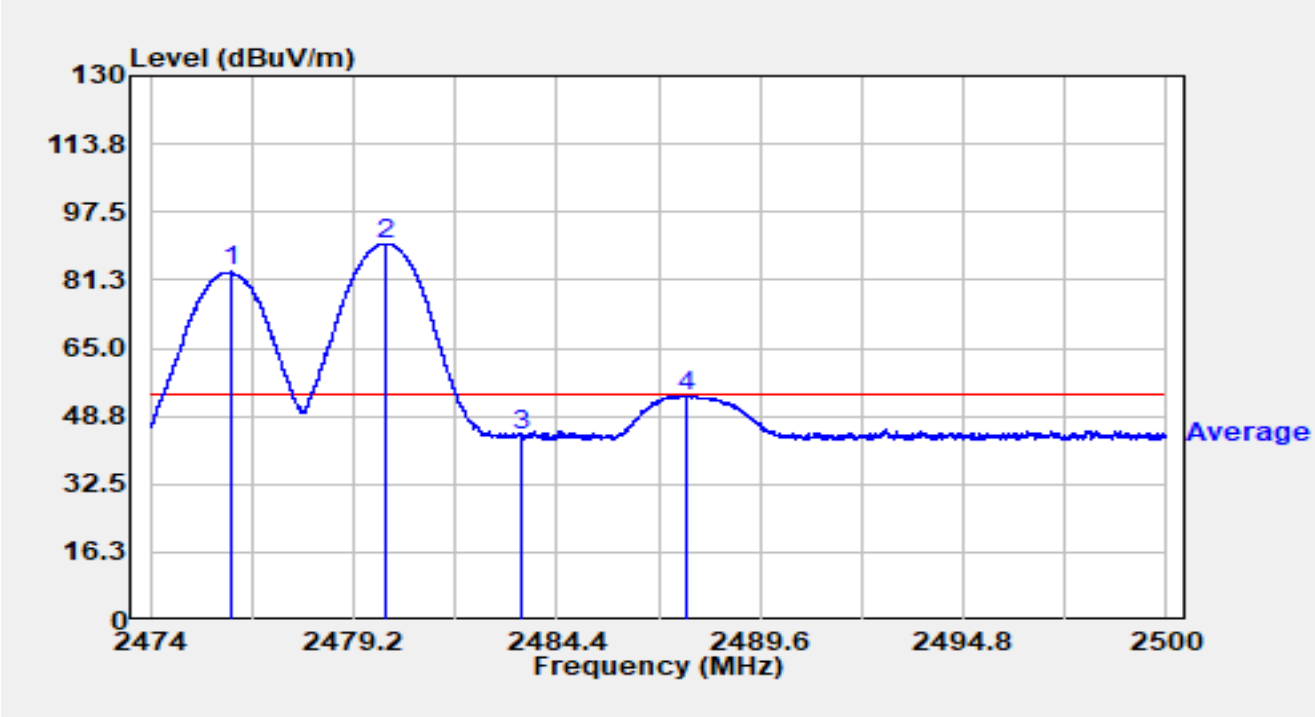

No	Mark	Frequency (MHz)	Reading (dBμV)	C.F (dB/m)	Measurement (dBμV/m)	Margin (dB)	Limit (dBμV/m)	Detector
1		2476.072	50.86	32.39	83.24	N/A	N/A	Average
2		2479.993	57.63	32.38	90.02	N/A	N/A	Average
3		2483.500	11.54	32.38	43.92	-10.08	54.00	Average
4	*	2487.702	21.32	32.38	53.70	-0.30	54.00	Average

Notes:

1. " *", means this data is the worst emission level.

2. C.F (dB/m) = Antenna Factor (dB/m) + Cable Loss (dB).

3. Measurement (dBμV/m) = Reading (dBμV) + C.F (dB/m).

Site	WZ-AC2	Test Date	2024-06-28
Test Engineer	Frank Xue	Temy	24.1°C/46.7%
Factor	BBHA 9120D_1457_1-18GHz	Polarity	Vertical
EUT	ACCESS POINT	Test Voltage	120V/60Hz
Test Mode	Transmit at Ant 14 2476MHz Ant 72480MHz		

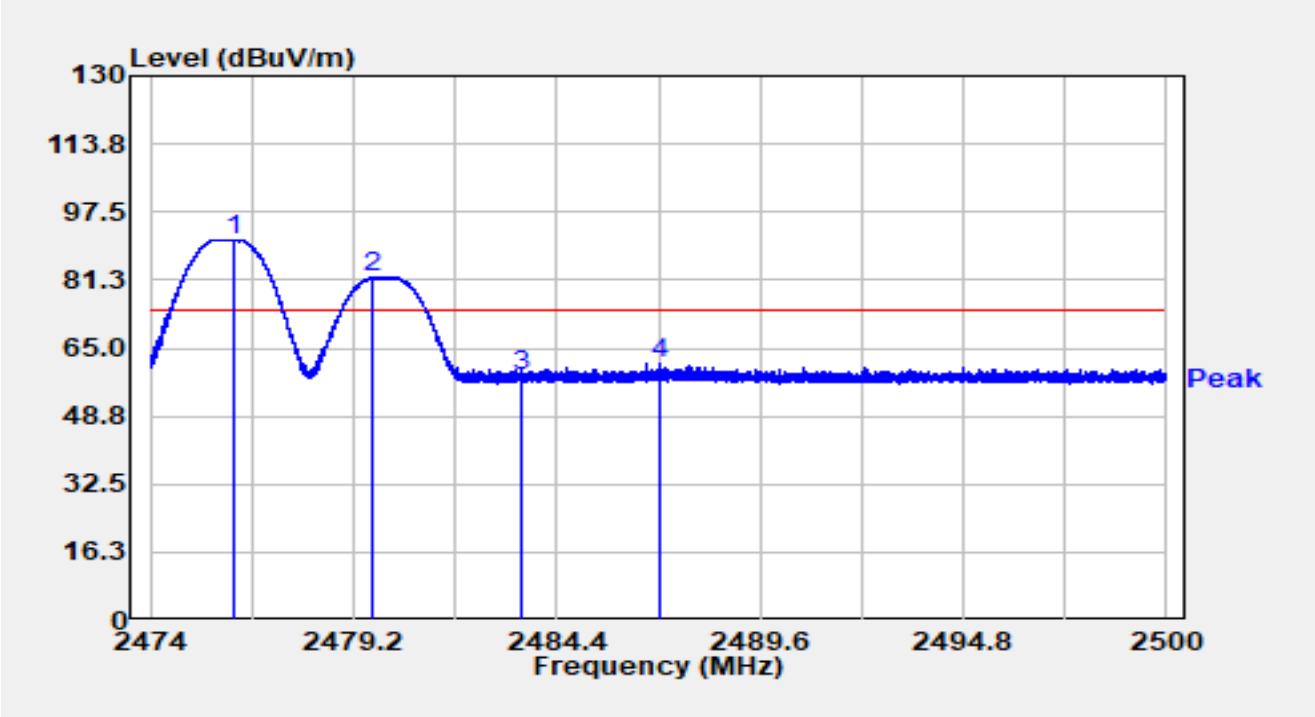

No	Mark	Frequency (MHz)	Reading (dBμV)	C.F (dB/m)	Measurement (dBμV/m)	Margin (dB)	Limit (dBμV/m)	Detector
1		2476.168	58.58	32.39	90.97	N/A	N/A	Peak
2		2479.681	49.45	32.38	81.84	N/A	N/A	Peak
3		2483.500	25.86	32.38	58.25	-15.75	74.00	Peak
4	*	2487.068	28.84	32.38	61.22	-12.78	74.00	Peak

Notes:

1. " *", means this data is the worst emission level.

2. C.F (dB/m) = Antenna Factor (dB/m) + Cable Loss (dB).

3. Measurement (dBμV/m) = Reading (dBμV) + C.F (dB/m).

Site	WZ-AC2	Test Date	2024-06-28
Test Engineer	Frank Xue	Temy	24.1°C/46.7%
Factor	BBHA 9120D_1457_1-18GHz	Polarity	Vertical
EUT	ACCESS POINT	Test Voltage	120V/60Hz
Test Mode	Transmit at Ant 14 2476MHz Ant 72480MHz		

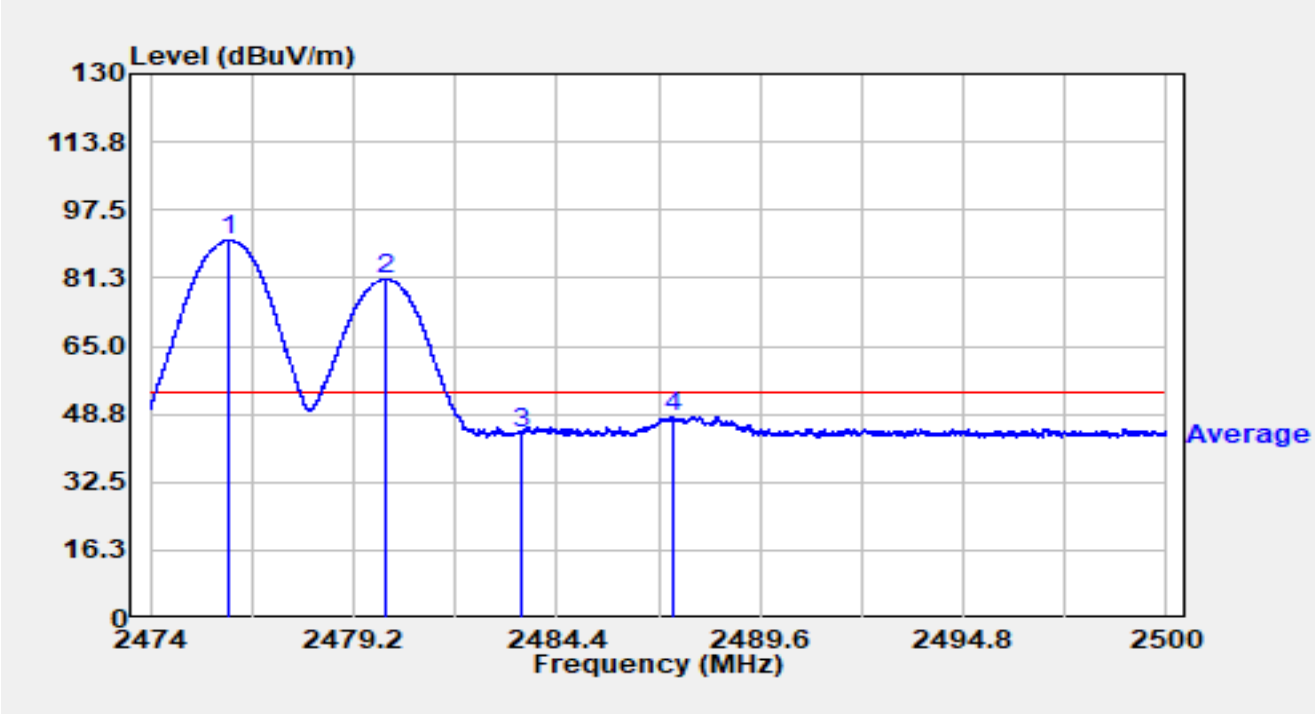

No	Mark	Frequency (MHz)	Reading (dBμV)	C.F (dB/m)	Measurement (dBμV/m)	Margin (dB)	Limit (dBμV/m)	Detector
1		2476.015	57.92	32.39	90.31	N/A	N/A	Average
2		2480.037	48.55	32.38	80.93	N/A	N/A	Average
3		2483.500	11.64	32.38	44.02	-9.98	54.00	Average
4	*	2487.372	15.72	32.38	48.10	-5.90	54.00	Average

Notes:

1. " *", means this data is the worst emission level.
2. C.F (dB/m) = Antenna Factor (dB/m) + Cable Loss (dB).
3. Measurement (dBμV/m) = Reading (dBμV) + C.F (dB/m).

Site	WZ-AC2	Test Date	2024-06-28
Test Engineer	Frank Xue	Temy	24.1°C/46.7%
Factor	BBHA 9120D_1457_1-18GHz	Polarity	Horizontal
EUT	ACCESS POINT	Test Voltage	120V/60Hz
Test Mode	Transmit at Ant 14 2478MHz Ant 72468MHz		

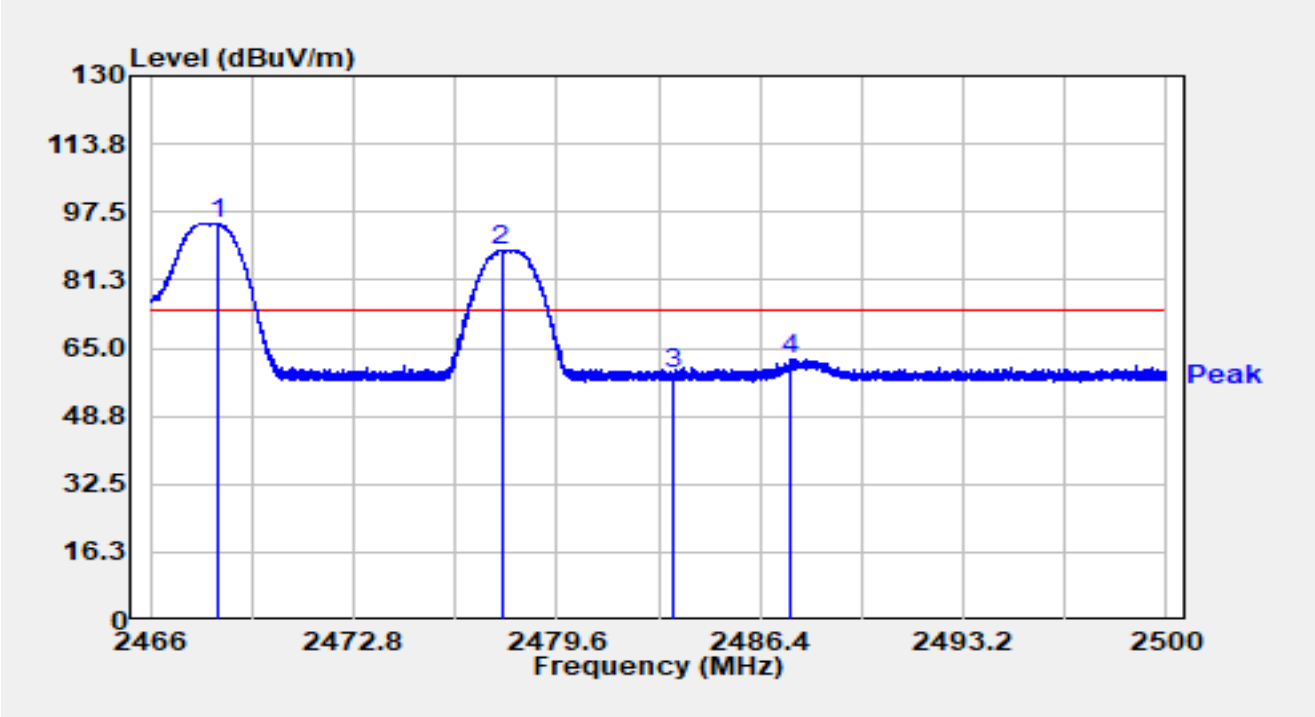

No	Mark	Frequency (MHz)	Reading (dBμV)	C.F (dB/m)	Measurement (dBμV/m)	Margin (dB)	Limit (dBμV/m)	Detector
1		2468.254	62.33	32.38	94.71	N/A	N/A	Peak
2		2477.747	55.98	32.39	88.37	N/A	N/A	Peak
3		2483.500	26.50	32.38	58.88	-15.12	74.00	Peak
4	*	2487.447	30.06	32.38	62.44	-11.56	74.00	Peak

Notes:

1. " *", means this data is the worst emission level.

2. C.F (dB/m) = Antenna Factor (dB/m) + Cable Loss (dB).

3. Measurement (dBμV/m) = Reading (dBμV) + C.F (dB/m).

Site	WZ-AC2	Test Date	2024-06-28
Test Engineer	Frank Xue	Temy	24.1°C/46.7%
Factor	BBHA 9120D_1457_1-18GHz	Polarity	Horizontal
EUT	ACCESS POINT	Test Voltage	120V/60Hz
Test Mode	Transmit at Ant 14 2478MHz Ant 72468MHz		

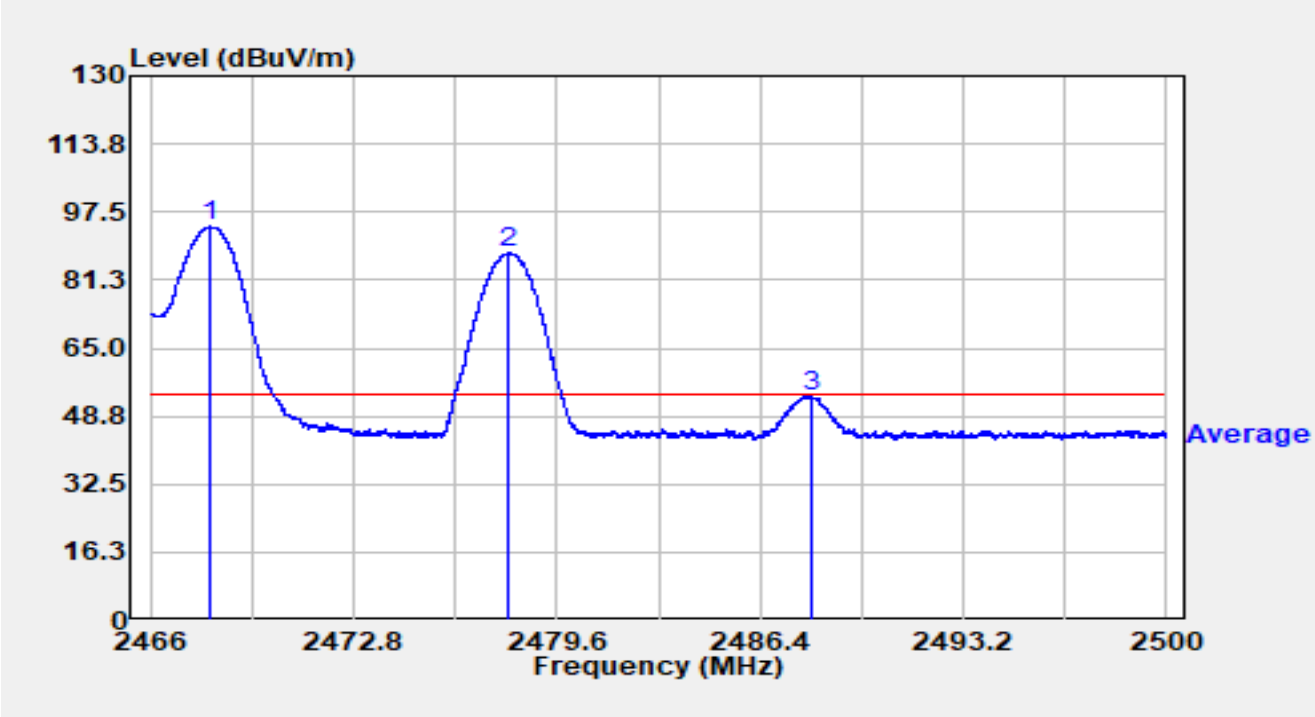

No	Mark	Frequency (MHz)	Reading (dBμV)	C.F (dB/m)	Measurement (dBμV/m)	Margin (dB)	Limit (dBμV/m)	Detector
1		2468.010	61.62	32.37	93.99	N/A	N/A	Average
2		2477.999	55.28	32.38	87.66	N/A	N/A	Average
3	*	2488.137	21.01	32.38	53.39	-0.61	54.00	Average

Notes:

1. " *", means this data is the worst emission level.

2. C.F (dB/m) = Antenna Factor (dB/m) + Cable Loss (dB).

3. Measurement (dBμV/m) = Reading (dBμV) + C.F (dB/m).

Site	WZ-AC2	Test Date	2024-06-28
Test Engineer	Frank Xue	Temy	24.1°C/46.7%
Factor	BBHA 9120D_1457_1-18GHz	Polarity	Vertical
EUT	ACCESS POINT	Test Voltage	120V/60Hz
Test Mode	Transmit at Ant 14 2478MHz Ant 72468MHz		

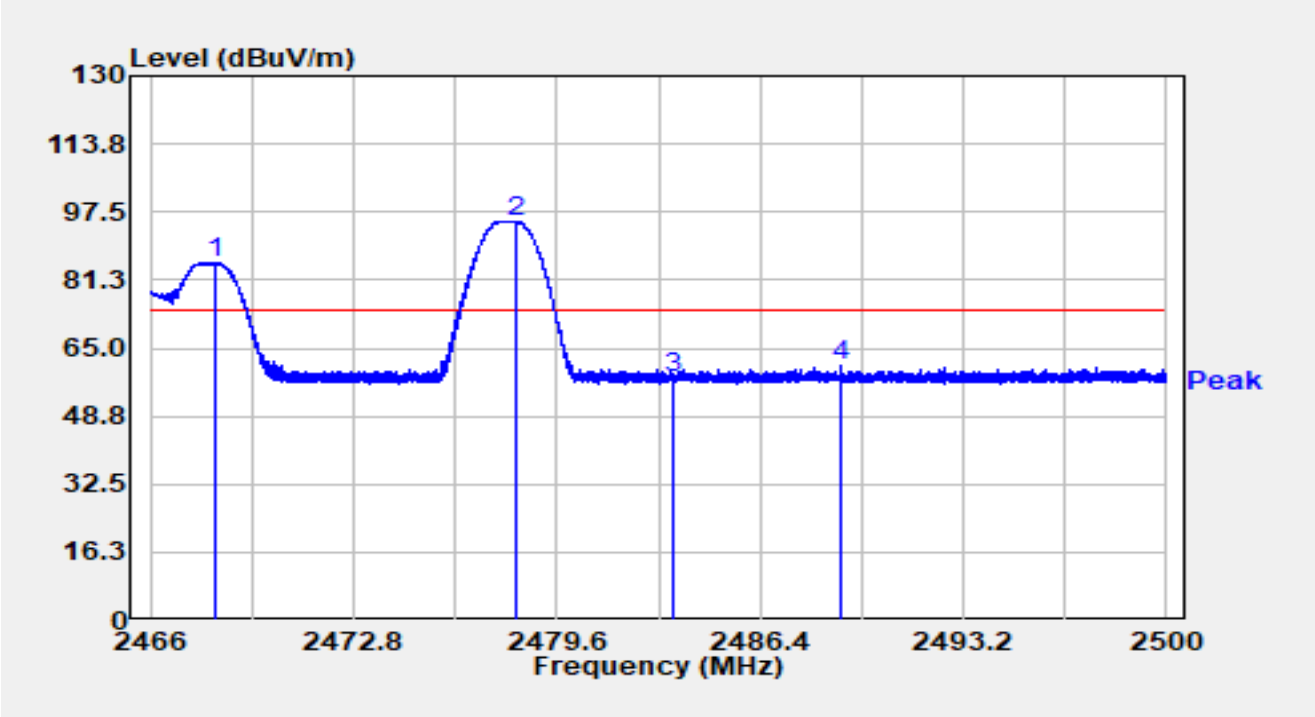

No	Mark	Frequency (MHz)	Reading (dBμV)	C.F (dB/m)	Measurement (dBμV/m)	Margin (dB)	Limit (dBμV/m)	Detector
1		2468.166	52.96	32.38	85.33	N/A	N/A	Peak
2		2478.196	62.86	32.38	95.24	N/A	N/A	Peak
3		2483.500	25.57	32.38	57.95	-16.05	74.00	Peak
4	*	2489.144	28.27	32.38	60.65	-13.35	74.00	Peak

Notes:

1. " *", means this data is the worst emission level.

2. C.F (dB/m) = Antenna Factor (dB/m) + Cable Loss (dB).

3. Measurement (dBμV/m) = Reading (dBμV) + C.F (dB/m).

Site	WZ-AC2	Test Date	2024-06-28
Test Engineer	Frank Xue	Temy	24.1°C/46.7%
Factor	BBHA 9120D_1457_1-18GHz	Polarity	Vertical
EUT	ACCESS POINT	Test Voltage	120V/60Hz
Test Mode	Transmit at Ant 14 2478MHz Ant 72468MHz		

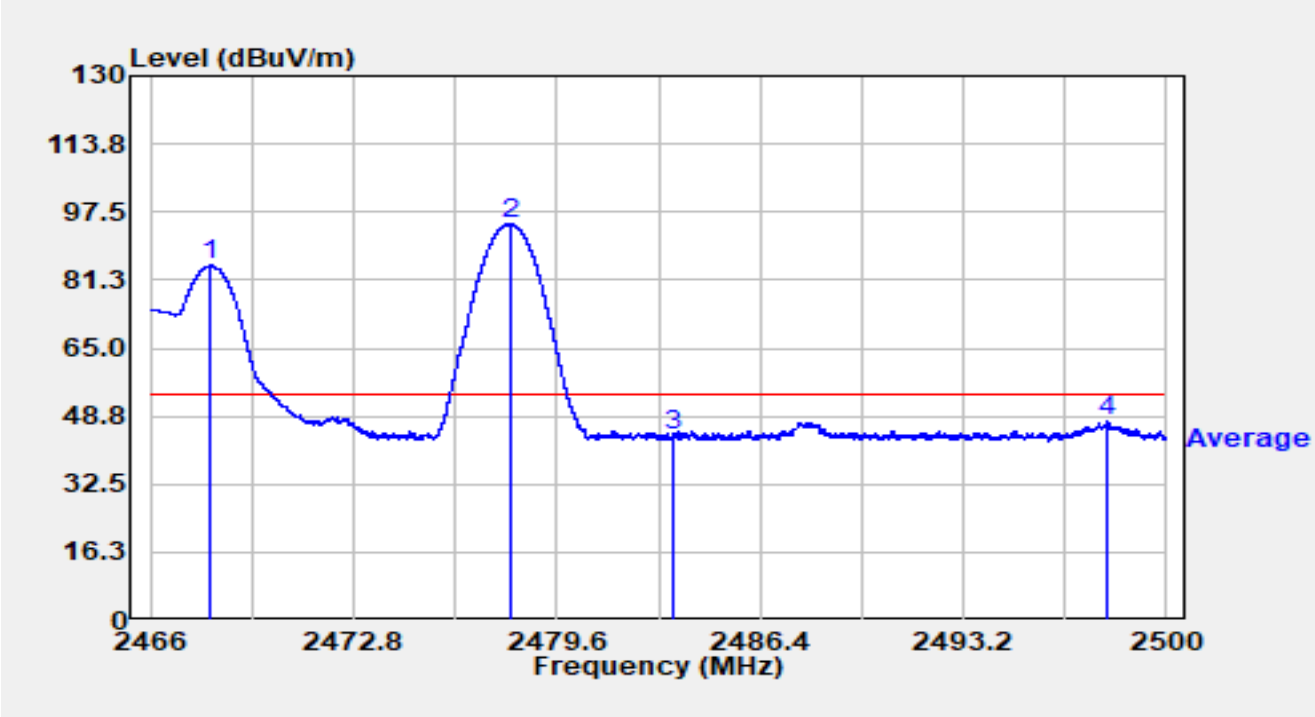

No	Mark	Frequency (MHz)	Reading (dBμV)	C.F (dB/m)	Measurement (dBμV/m)	Margin (dB)	Limit (dBμV/m)	Detector
1		2468.023	52.26	32.37	84.63	N/A	N/A	Average
2		2478.022	62.20	32.38	94.58	N/A	N/A	Average
3		2483.500	11.64	32.38	44.02	-9.98	54.00	Average
4	*	2498.045	15.18	32.40	47.58	-6.42	54.00	Average

Notes:

1. " *", means this data is the worst emission level.
2. C.F (dB/m) = Antenna Factor (dB/m) + Cable Loss (dB).
3. Measurement (dBμV/m) = Reading (dBμV) + C.F (dB/m).

Site	WZ-AC2	Test Date	2024-06-28
Test Engineer	Frank Xue	Temy	24.1°C/46.7%
Factor	BBHA 9120D_1457_1-18GHz	Polarity	Horizontal
EUT	ACCESS POINT	Test Voltage	120V/60Hz
Test Mode	Transmit at Ant 14 2478MHz Ant 72470MHz		

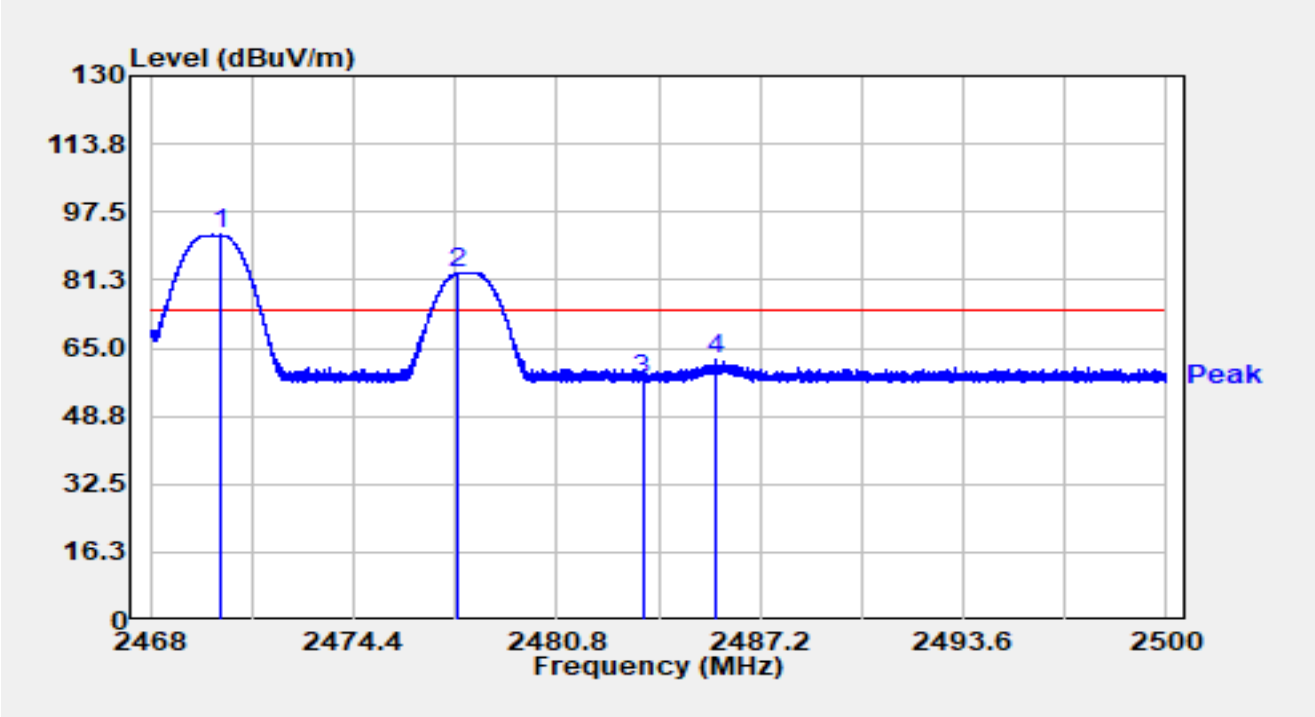

No	Mark	Frequency (MHz)	Reading (dBμV)	C.F (dB/m)	Measurement (dBμV/m)	Margin (dB)	Limit (dBμV/m)	Detector
1		2470.211	59.62	32.38	92.00	N/A	N/A	Peak
2		2477.686	50.72	32.39	83.10	N/A	N/A	Peak
3		2483.500	25.09	32.38	57.47	-16.53	74.00	Peak
4	*	2485.827	29.73	32.38	62.11	-11.89	74.00	Peak

Notes:

1. " *", means this data is the worst emission level.

2. C.F (dB/m) = Antenna Factor (dB/m) + Cable Loss (dB).

3. Measurement (dBμV/m) = Reading (dBμV) + C.F (dB/m).

Site	WZ-AC2	Test Date	2024-06-28
Test Engineer	Frank Xue	Temy	24.1°C/46.7%
Factor	BBHA 9120D_1457_1-18GHz	Polarity	Horizontal
EUT	ACCESS POINT	Test Voltage	120V/60Hz
Test Mode	Transmit at Ant 14 2478MHz Ant 72470MHz		

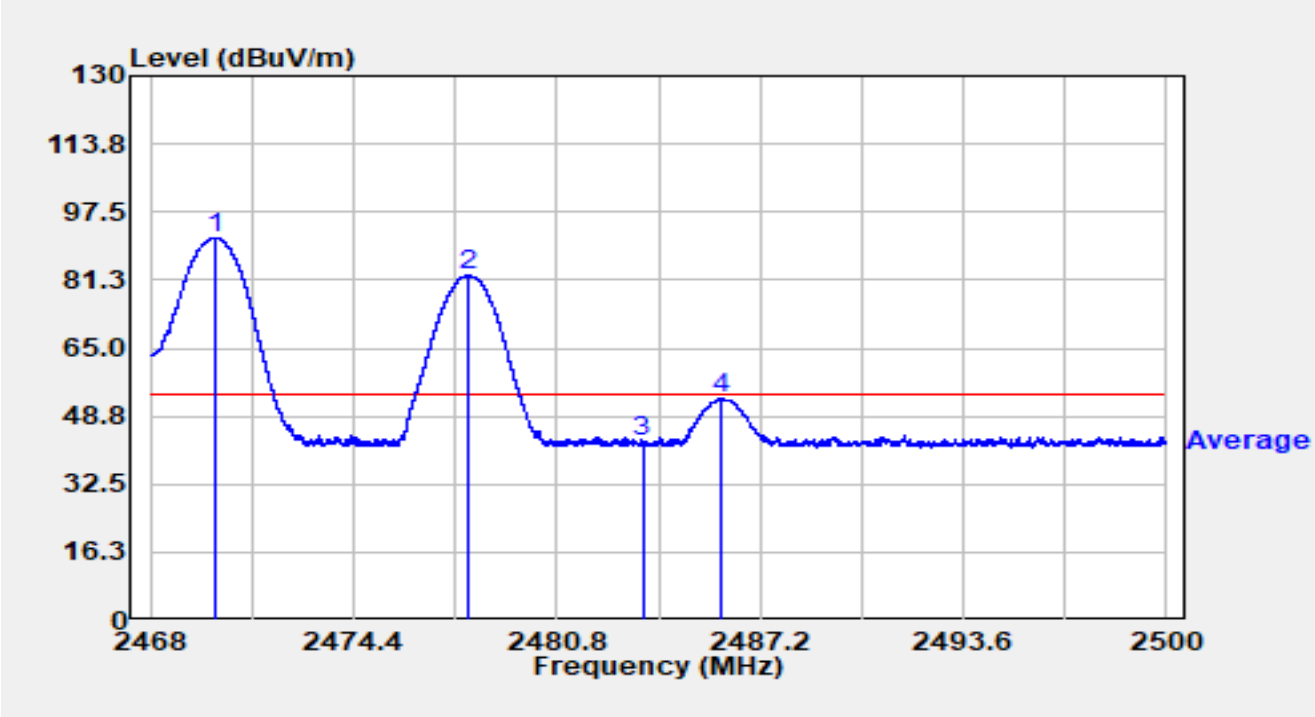

No	Mark	Frequency (MHz)	Reading (dBμV)	C.F (dB/m)	Measurement (dBμV/m)	Margin (dB)	Limit (dBμV/m)	Detector
1		2470.048	59.02	32.38	91.40	N/A	N/A	Average
2		2478.035	49.95	32.38	82.34	N/A	N/A	Average
3		2483.500	10.36	32.38	42.74	-11.26	54.00	Average
4	*	2485.990	20.80	32.38	53.18	-0.82	54.00	Average

Notes:

1. " *", means this data is the worst emission level.

2. C.F (dB/m) = Antenna Factor (dB/m) + Cable Loss (dB).

3. Measurement (dBμV/m) = Reading (dBμV) + C.F (dB/m).

Site	WZ-AC2	Test Date	2024-06-28
Test Engineer	Frank Xue	Temy	24.1°C/46.7%
Factor	BBHA 9120D_1457_1-18GHz	Polarity	Vertical
EUT	ACCESS POINT	Test Voltage	120V/60Hz
Test Mode	Transmit at Ant 14 2478MHz Ant 72470MHz		

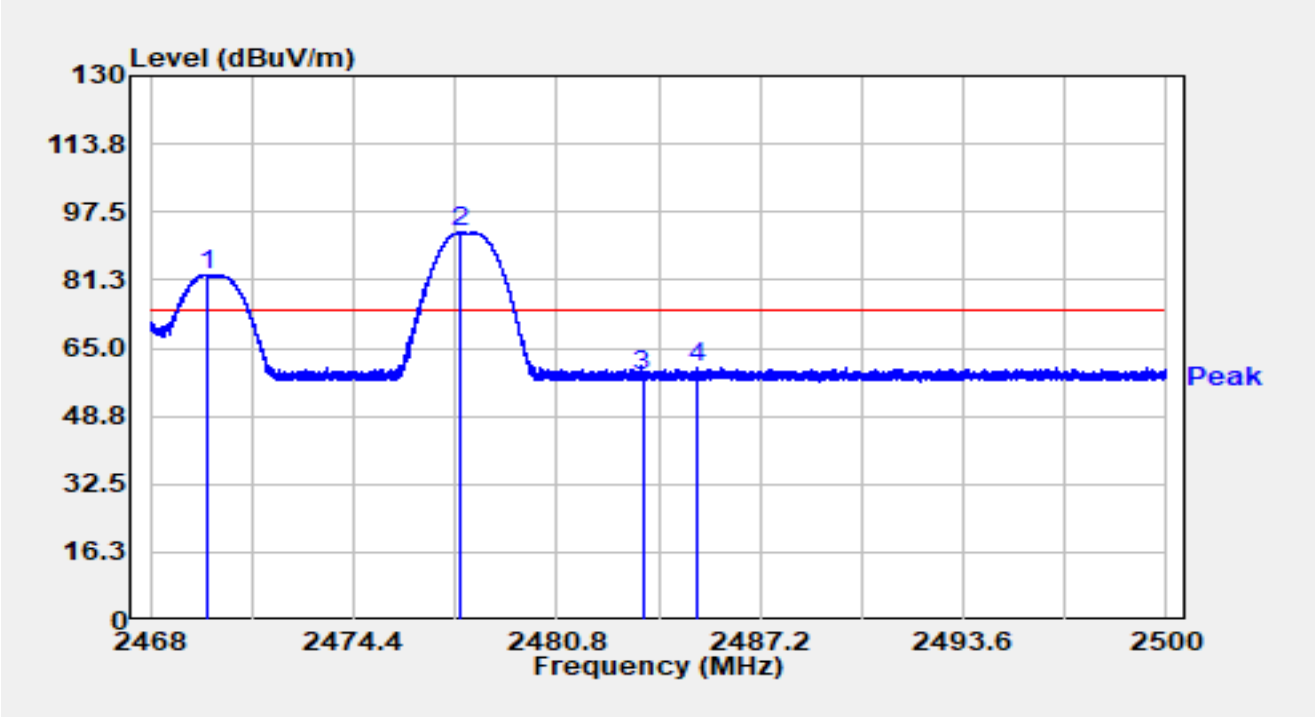

No	Mark	Frequency (MHz)	Reading (dBμV)	C.F (dB/m)	Measurement (dBμV/m)	Margin (dB)	Limit (dBμV/m)	Detector
1		2469.757	50.09	32.38	82.47	N/A	N/A	Peak
2		2477.722	60.17	32.39	92.56	N/A	N/A	Peak
3		2483.500	25.96	32.38	58.34	-15.66	74.00	Peak
4	*	2485.200	28.10	32.38	60.49	-13.51	74.00	Peak

Notes:

1. " *", means this data is the worst emission level.

2. C.F (dB/m) = Antenna Factor (dB/m) + Cable Loss (dB).

3. Measurement (dBμV/m) = Reading (dBμV) + C.F (dB/m).

Site	WZ-AC2	Test Date	2024-06-28
Test Engineer	Frank Xue	Temy	24.1°C/46.7%
Factor	BBHA 9120D_1457_1-18GHz	Polarity	Vertical
EUT	ACCESS POINT	Test Voltage	120V/60Hz
Test Mode	Transmit at Ant 14 2478MHz Ant 72470MHz		

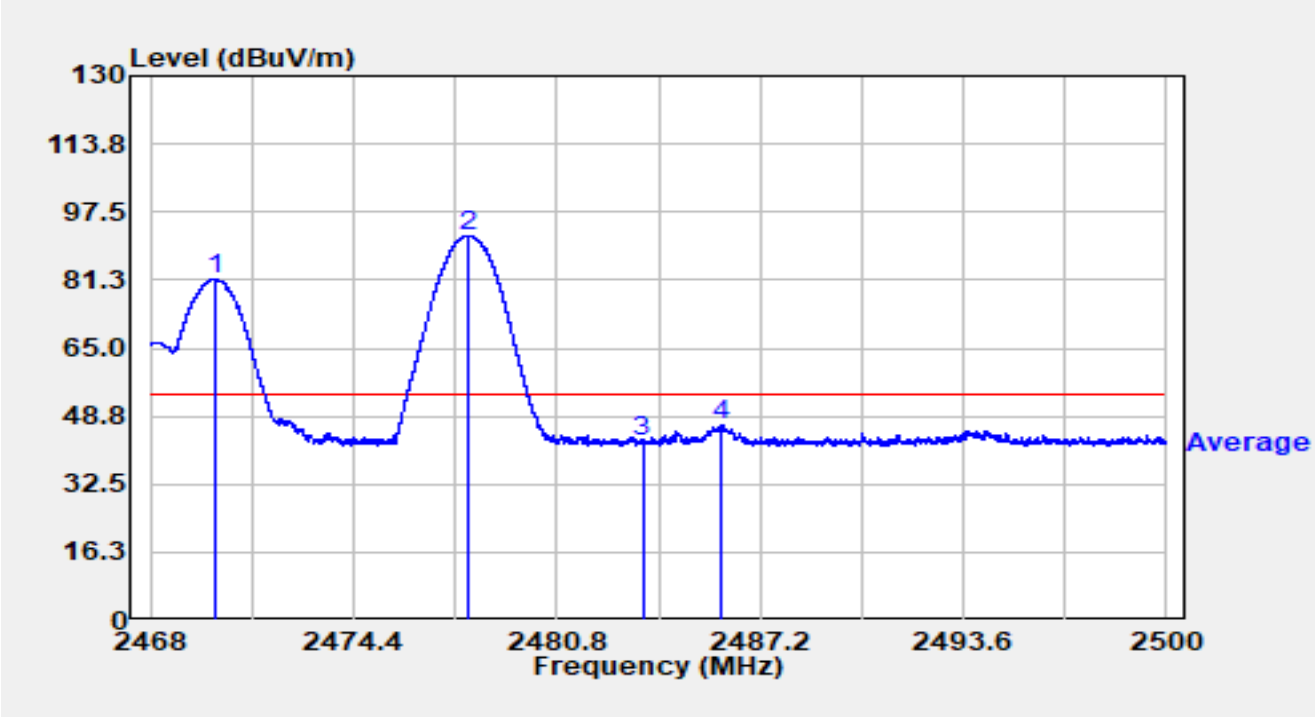

No	Mark	Frequency (MHz)	Reading (dBμV)	C.F (dB/m)	Measurement (dBμV/m)	Margin (dB)	Limit (dBμV/m)	Detector
1		2470.032	49.09	32.38	81.47	N/A	N/A	Average
2		2477.974	59.42	32.38	91.80	N/A	N/A	Average
3		2483.500	10.54	32.38	42.92	-11.08	54.00	Average
4	*	2485.987	14.23	32.38	46.61	-7.39	54.00	Average

Notes:

1. " *", means this data is the worst emission level.

2. C.F (dB/m) = Antenna Factor (dB/m) + Cable Loss (dB).

3. Measurement (dBμV/m) = Reading (dBμV) + C.F (dB/m).

Site	WZ-AC2	Test Date	2024-06-28
Test Engineer	Frank Xue	Temy	24.1°C/46.7%
Factor	BBHA 9120D_1457_1-18GHz	Polarity	Horizontal
EUT	ACCESS POINT	Test Voltage	120V/60Hz
Test Mode	Transmit at Ant 14 2478MHz Ant 72472MHz		

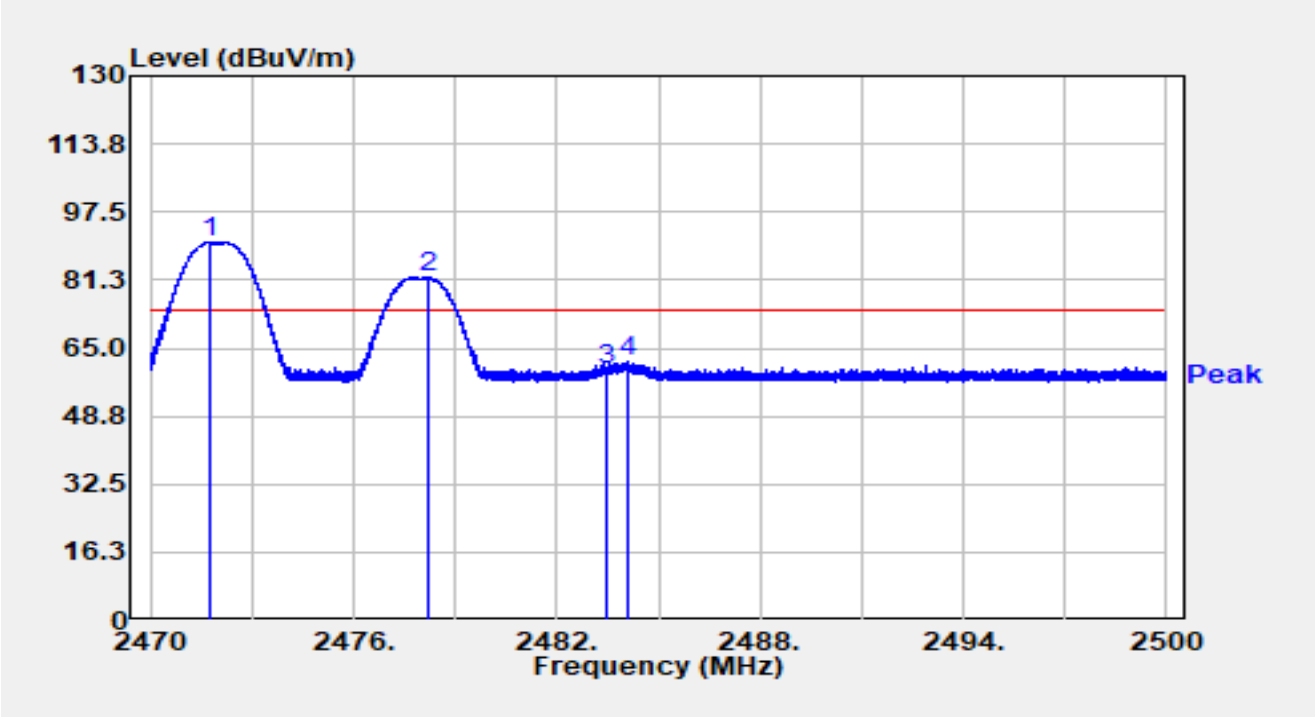

No	Mark	Frequency (MHz)	Reading (dBμV)	C.F (dB/m)	Measurement (dBμV/m)	Margin (dB)	Limit (dBμV/m)	Detector
1		2471.767	57.79	32.38	90.17	N/A	N/A	Peak
2		2478.196	49.51	32.38	81.89	N/A	N/A	Peak
3		2483.500	27.66	32.38	60.05	-13.95	74.00	Peak
4	*	2484.124	29.39	32.38	61.77	-12.23	74.00	Peak

Notes:

1. " *", means this data is the worst emission level.

2. C.F (dB/m) = Antenna Factor (dB/m) + Cable Loss (dB).

3. Measurement (dBμV/m) = Reading (dBμV) + C.F (dB/m).

Site	WZ-AC2	Test Date	2024-06-28
Test Engineer	Frank Xue	Temy	24.1°C/46.7%
Factor	BBHA 9120D_1457_1-18GHz	Polarity	Horizontal
EUT	ACCESS POINT	Test Voltage	120V/60Hz
Test Mode	Transmit at Ant 14 2478MHz Ant 72472MHz		

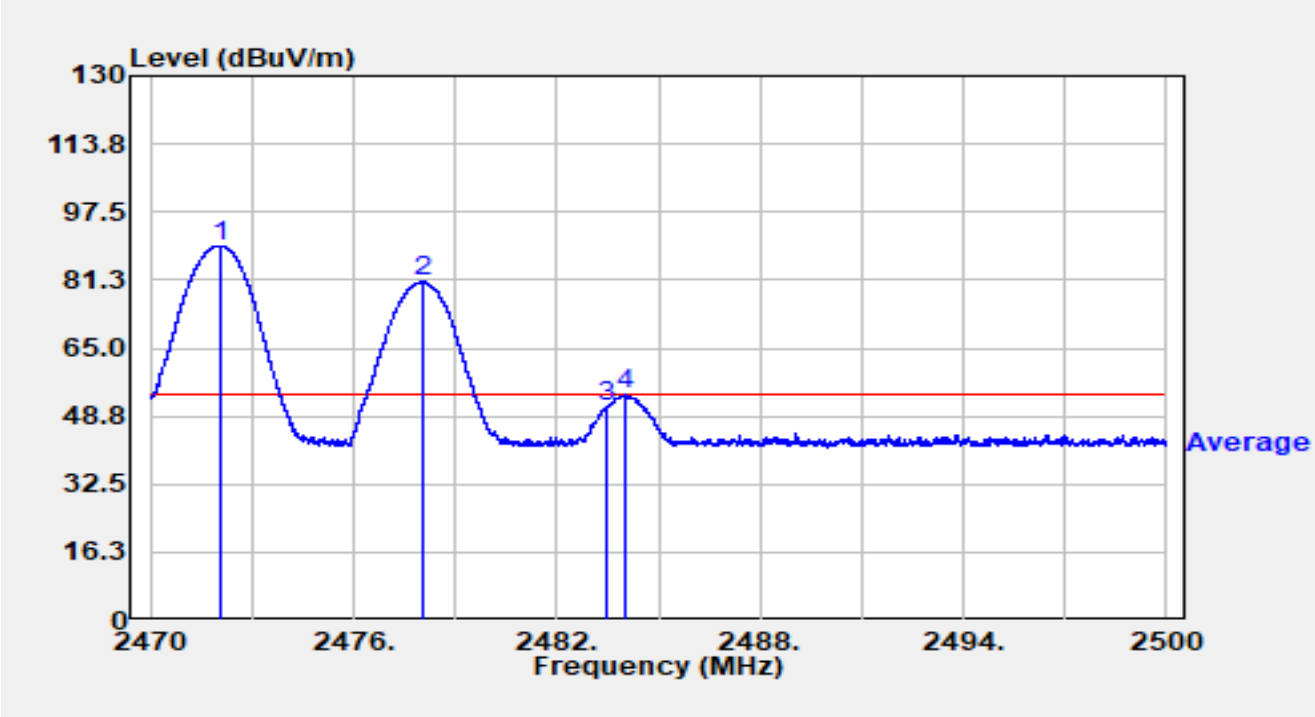

No	Mark	Frequency (MHz)	Reading (dBμV)	C.F (dB/m)	Measurement (dBμV/m)	Margin (dB)	Limit (dBμV/m)	Detector
1		2472.079	57.07	32.38	89.46	N/A	N/A	Average
2		2478.052	48.47	32.38	80.86	N/A	N/A	Average
3		2483.500	18.61	32.38	51.00	-3.00	54.00	Average
4	*	2484.037	21.42	32.38	53.80	-0.20	54.00	Average

Notes:

1. " *", means this data is the worst emission level.

2. C.F (dB/m) = Antenna Factor (dB/m) + Cable Loss (dB).

3. Measurement (dBμV/m) = Reading (dBμV) + C.F (dB/m).

Site	WZ-AC2	Test Date	2024-06-28
Test Engineer	Frank Xue	Temy	24.1°C/46.7%
Factor	BBHA 9120D_1457_1-18GHz	Polarity	Vertical
EUT	ACCESS POINT	Test Voltage	120V/60Hz
Test Mode	Transmit at Ant 14 2478MHz Ant 72472MHz		

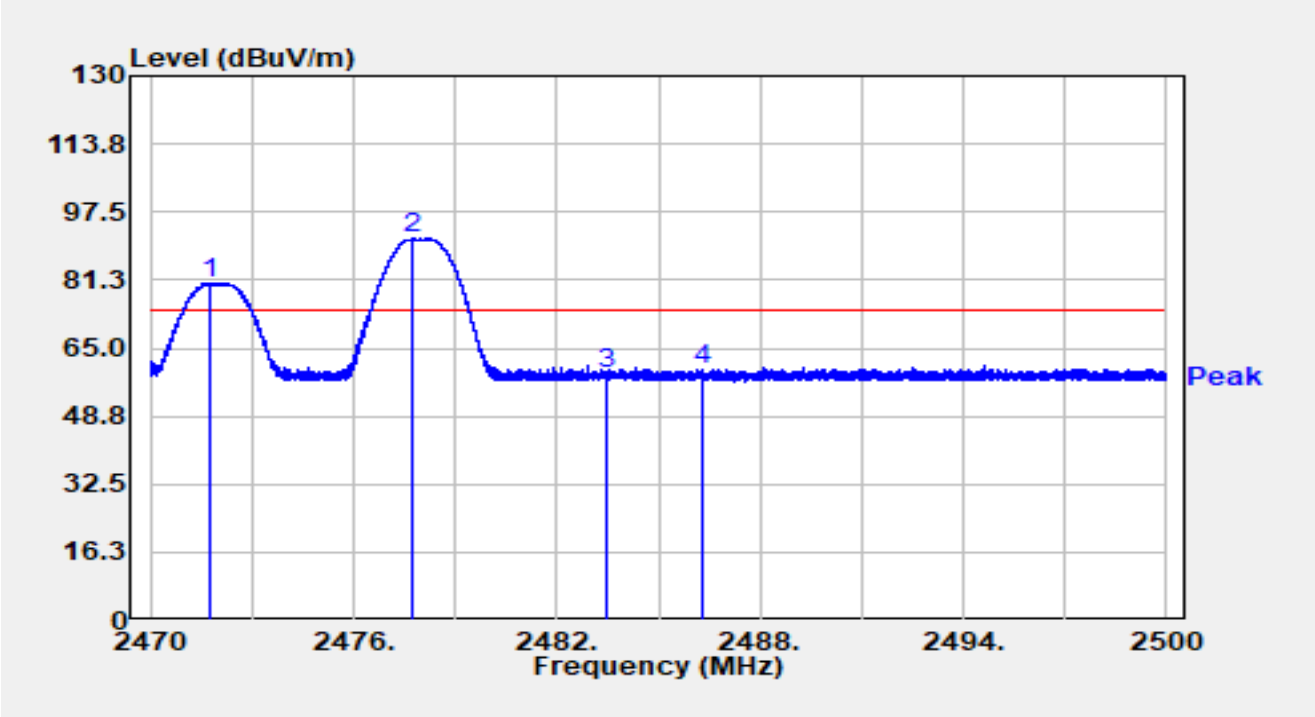

No	Mark	Frequency (MHz)	Reading (dBμV)	C.F (dB/m)	Measurement (dBμV/m)	Margin (dB)	Limit (dBμV/m)	Detector
1		2471.743	48.12	32.38	80.51	N/A	N/A	Peak
2		2477.713	58.71	32.39	91.09	N/A	N/A	Peak
3		2483.500	26.25	32.38	58.63	-15.37	74.00	Peak
4	*	2486.299	27.62	32.38	60.00	-14.00	74.00	Peak

Notes:

1. " *", means this data is the worst emission level.

2. C.F (dB/m) = Antenna Factor (dB/m) + Cable Loss (dB).

3. Measurement (dBμV/m) = Reading (dBμV) + C.F (dB/m).

Site	WZ-AC2	Test Date	2024-06-28
Test Engineer	Frank Xue	Temy	24.1°C/46.7%
Factor	BBHA 9120D_1457_1-18GHz	Polarity	Vertical
EUT	ACCESS POINT	Test Voltage	120V/60Hz
Test Mode	Transmit at Ant 14 2478MHz Ant 72472MHz		

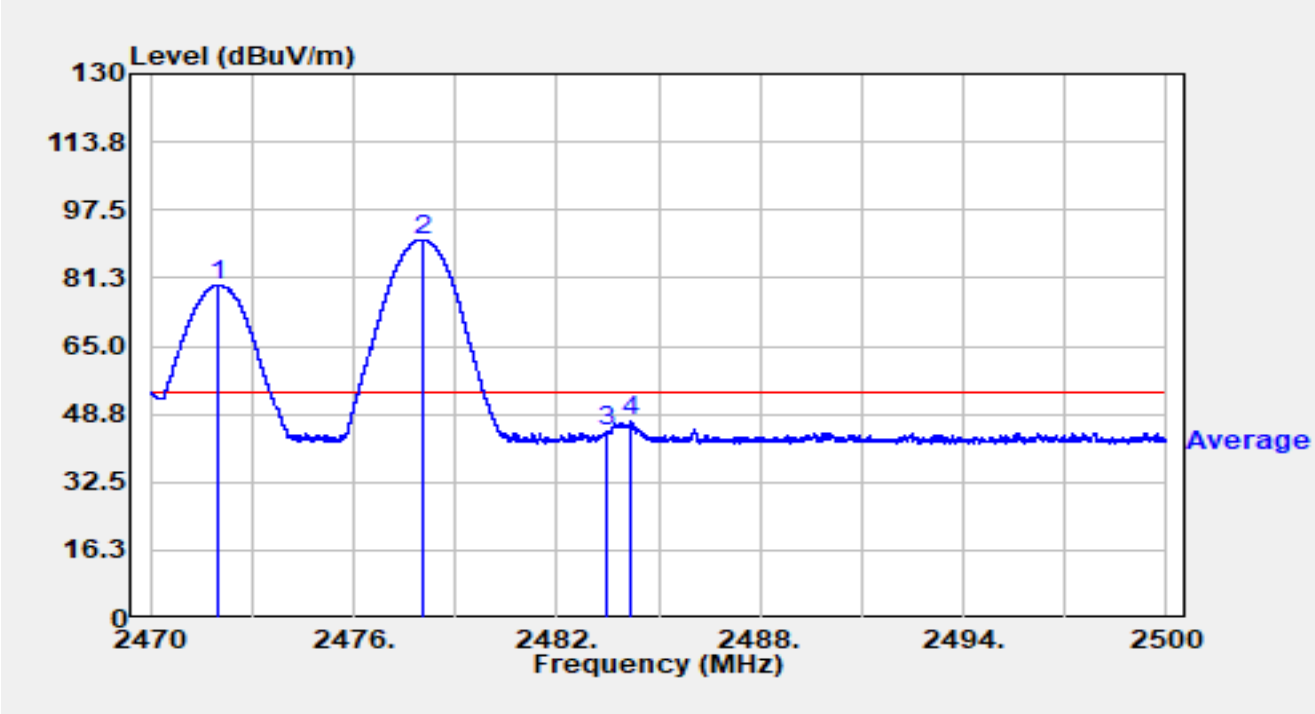

No	Mark	Frequency (MHz)	Reading (dBμV)	C.F (dB/m)	Measurement (dBμV/m)	Margin (dB)	Limit (dBμV/m)	Detector
1		2472.022	47.15	32.38	79.53	N/A	N/A	Average
2		2478.019	58.08	32.38	90.46	N/A	N/A	Average
3		2483.500	12.16	32.38	44.55	-9.45	54.00	Average
4	*	2484.178	14.54	32.38	46.92	-7.08	54.00	Average

Notes:

1. " *", means this data is the worst emission level.

2. C.F (dB/m) = Antenna Factor (dB/m) + Cable Loss (dB).

3. Measurement (dBμV/m) = Reading (dBμV) + C.F (dB/m).

Site	WZ-AC2	Test Date	2024-06-28
Test Engineer	Frank Xue	Temy	24.1°C/46.7%
Factor	BBHA 9120D_1457_1-18GHz	Polarity	Horizontal
EUT	ACCESS POINT	Test Voltage	120V/60Hz
Test Mode	Transmit at Ant 14 2478MHz Ant 72474MHz		

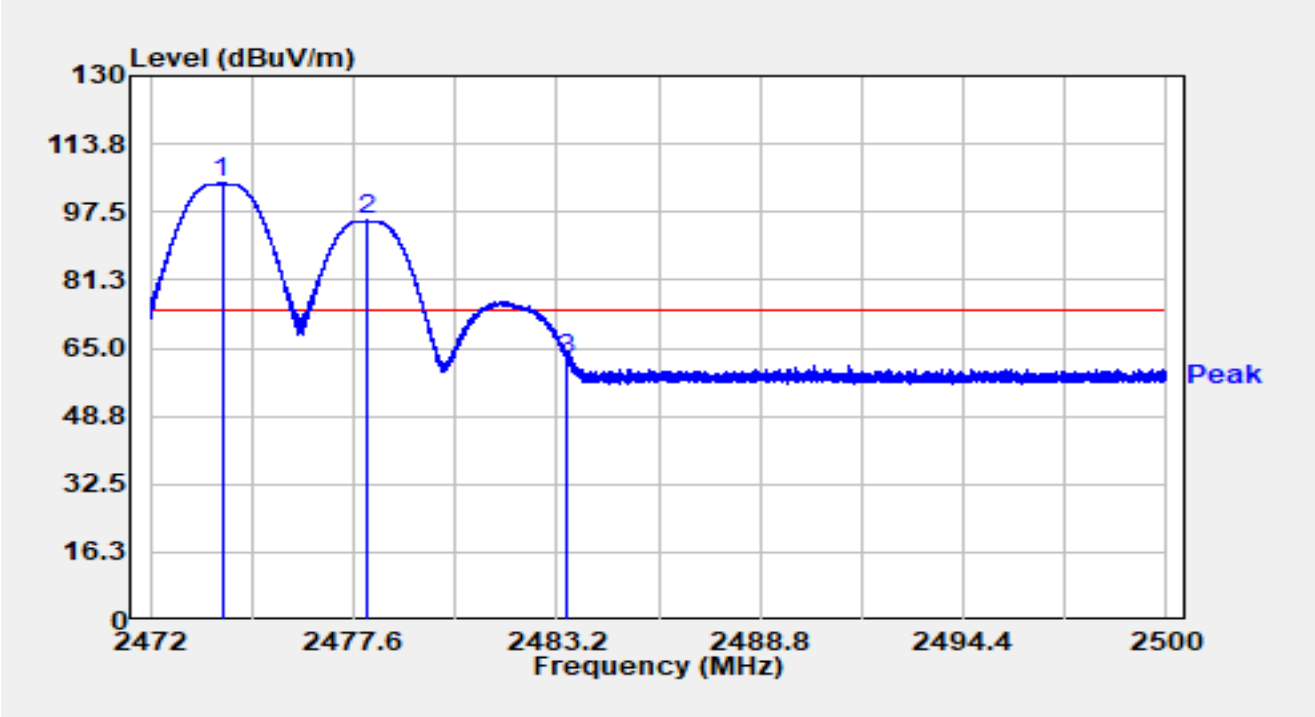

No	Mark	Frequency (MHz)	Reading (dBμV)	C.F (dB/m)	Measurement (dBμV/m)	Margin (dB)	Limit (dBμV/m)	Detector
1		2473.971	72.00	32.39	104.38	N/A	N/A	Peak
2		2477.981	63.03	32.38	95.42	N/A	N/A	Peak
3	*	2483.500	29.97	32.38	62.35	-11.65	74.00	Peak

Notes:

1. " *", means this data is the worst emission level.

2. C.F (dB/m) = Antenna Factor (dB/m) + Cable Loss (dB).

3. Measurement (dBμV/m) = Reading (dBμV) + C.F (dB/m).

Site	WZ-AC2	Test Date	2024-06-28
Test Engineer	Frank Xue	Temy	24.1°C/46.7%
Factor	BBHA 9120D_1457_1-18GHz	Polarity	Horizontal
EUT	ACCESS POINT	Test Voltage	120V/60Hz
Test Mode	Transmit at Ant 14 2478MHz Ant 72474MHz		

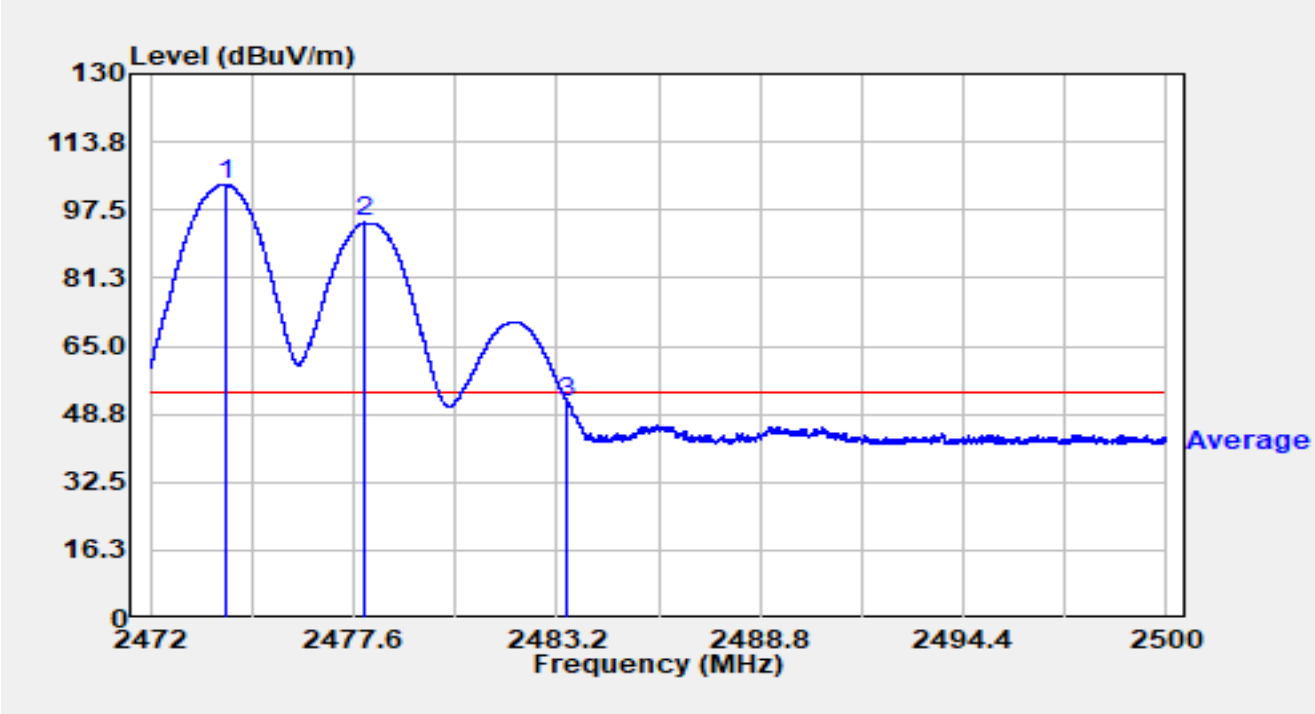

No	Mark	Frequency (MHz)	Reading (dBµV)	C.F (dB/m)	Measurement (dBµV/m)	Margin (dB)	Limit (dBµV/m)	Detector
1		2474.052	71.26	32.39	103.65	N/A	N/A	Average
2		2477.902	62.06	32.39	94.44	N/A	N/A	Average
3	*	2483.500	18.99	32.38	51.37	-2.63	54.00	Average

Notes:

1. " *", means this data is the worst emission level.

2. C.F (dB/m) = Antenna Factor (dB/m) + Cable Loss (dB).

3. Measurement (dBµV/m) = Reading (dBµV) + C.F (dB/m).

Site	WZ-AC2	Test Date	2024-06-28
Test Engineer	Frank Xue	Temy	24.1°C/46.7%
Factor	BBHA 9120D_1457_1-18GHz	Polarity	Vertical
EUT	ACCESS POINT	Test Voltage	120V/60Hz
Test Mode	Transmit at Ant 14 2478MHz Ant 72474MHz		

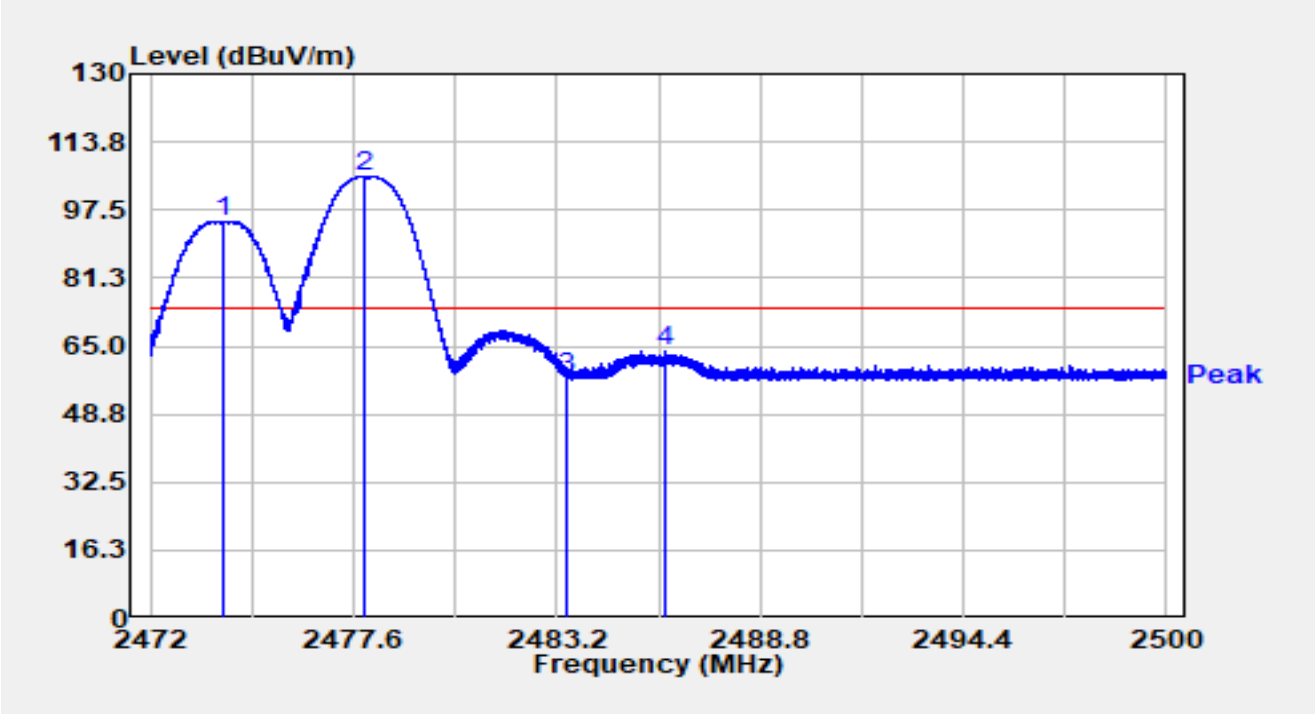

No	Mark	Frequency (MHz)	Reading (dBµV)	C.F (dB/m)	Measurement (dBµV/m)	Margin (dB)	Limit (dBµV/m)	Detector
1		2473.994	62.50	32.39	94.89	N/A	N/A	Peak
2		2477.900	72.98	32.39	105.36	N/A	N/A	Peak
3		2483.500	25.11	32.38	57.49	-16.51	74.00	Peak
4	*	2486.216	31.36	32.38	63.74	-10.26	74.00	Peak

Notes:

1. " *", means this data is the worst emission level.

2. C.F (dB/m) = Antenna Factor (dB/m) + Cable Loss (dB).

3. Measurement (dBµV/m) = Reading (dBµV) + C.F (dB/m).

Site	WZ-AC2	Test Date	2024-06-28
Test Engineer	Frank Xue	Temy	24.1°C/46.7%
Factor	BBHA 9120D_1457_1-18GHz	Polarity	Vertical
EUT	ACCESS POINT	Test Voltage	120V/60Hz
Test Mode	Transmit at Ant 14 2478MHz Ant 72474MHz		

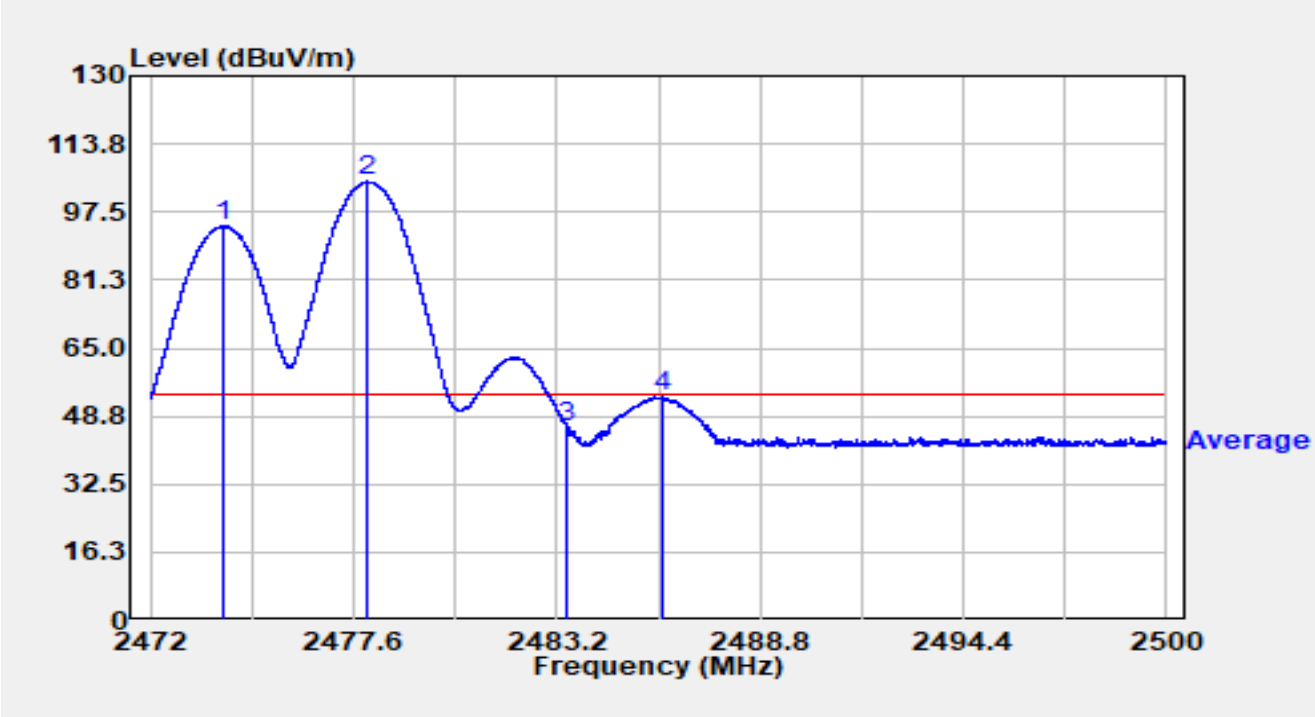

No	Mark	Frequency (MHz)	Reading (dBμV)	C.F (dB/m)	Measurement (dBμV/m)	Margin (dB)	Limit (dBμV/m)	Detector
1		2473.979	61.73	32.39	94.12	N/A	N/A	Average
2		2477.984	72.35	32.38	104.74	N/A	N/A	Average
3		2483.500	13.97	32.38	46.35	-7.65	54.00	Average
4	*	2486.109	20.94	32.38	53.32	-0.68	54.00	Average

Notes:

1. " *", means this data is the worst emission level.

2. C.F (dB/m) = Antenna Factor (dB/m) + Cable Loss (dB).

3. Measurement (dBμV/m) = Reading (dBμV) + C.F (dB/m).

Site	WZ-AC2	Test Date	2024-06-28
Test Engineer	Frank Xue	Temy	24.1°C/46.7%
Factor	BBHA 9120D_1457_1-18GHz	Polarity	Horizontal
EUT	ACCESS POINT	Test Voltage	120V/60Hz
Test Mode	Transmit at Ant 14 2478MHz Ant 72476MHz		

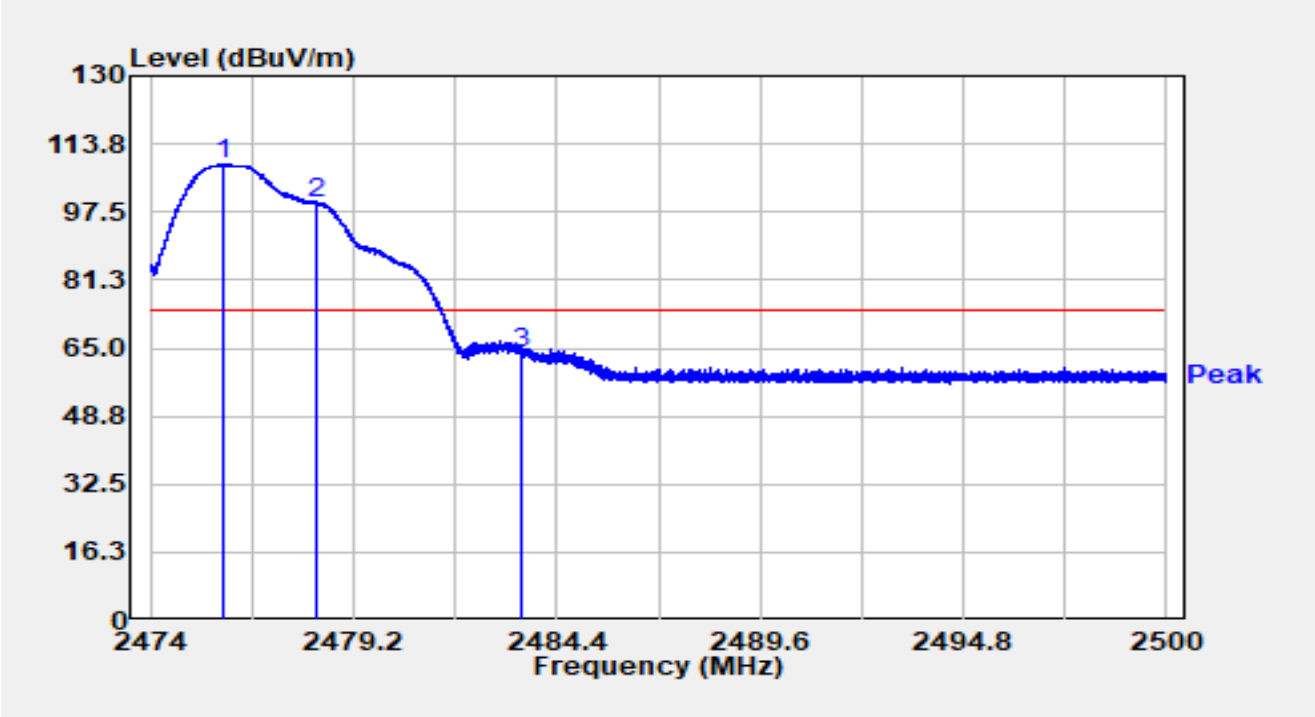

No	Mark	Frequency (MHz)	Reading (dBμV)	C.F (dB/m)	Measurement (dBμV/m)	Margin (dB)	Limit (dBμV/m)	Detector
1		2475.896	76.64	32.39	109.03	N/A	N/A	Peak
2		2478.277	67.43	32.38	99.82	N/A	N/A	Peak
3	*	2483.500	31.23	32.38	63.61	-10.39	74.00	Peak

Notes:

1. " *", means this data is the worst emission level.

2. C.F (dB/m) = Antenna Factor (dB/m) + Cable Loss (dB).

3. Measurement (dBμV/m) = Reading (dBμV) + C.F (dB/m).

Site	WZ-AC2	Test Date	2024-06-28
Test Engineer	Frank Xue	Temy	24.1°C/46.7%
Factor	BBHA 9120D_1457_1-18GHz	Polarity	Horizontal
EUT	ACCESS POINT	Test Voltage	120V/60Hz
Test Mode	Transmit at Ant 14 2478MHz Ant 72476MHz		

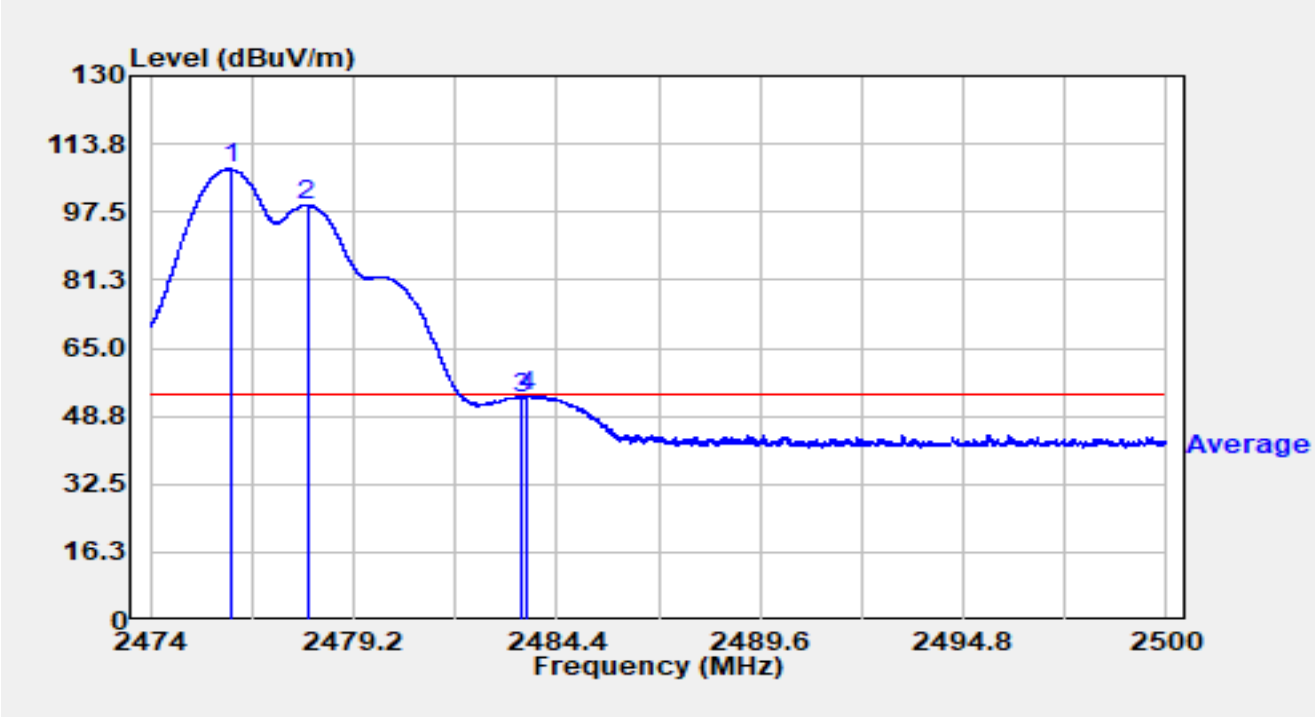

No	Mark	Frequency (MHz)	Reading (dBμV)	C.F (dB/m)	Measurement (dBμV/m)	Margin (dB)	Limit (dBμV/m)	Detector
1		2476.054	75.36	32.39	107.75	N/A	N/A	Average
2		2478.012	66.83	32.38	99.21	N/A	N/A	Average
3		2483.500	20.77	32.38	53.15	-0.85	54.00	Average
4	*	2483.623	21.19	32.38	53.57	-0.43	54.00	Average

Notes:

1. " *", means this data is the worst emission level.

2. C.F (dB/m) = Antenna Factor (dB/m) + Cable Loss (dB).

3. Measurement (dBμV/m) = Reading (dBμV) + C.F (dB/m).

Site	WZ-AC2	Test Date	2024-06-28
Test Engineer	Frank Xue	Temy	24.1°C/46.7%
Factor	BBHA 9120D_1457_1-18GHz	Polarity	Vertical
EUT	ACCESS POINT	Test Voltage	120V/60Hz
Test Mode	Transmit at Ant 14 2478MHz Ant 72476MHz		

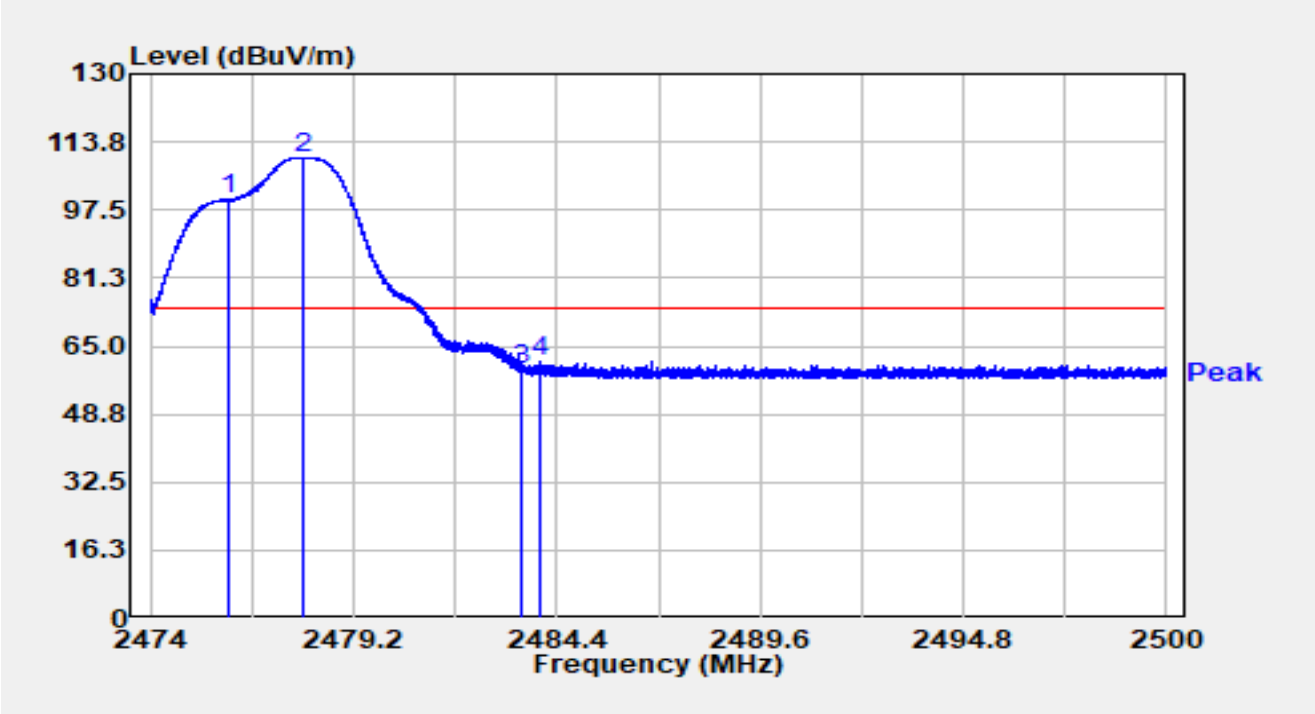

No	Mark	Frequency (MHz)	Reading (dBμV)	C.F (dB/m)	Measurement (dBμV/m)	Margin (dB)	Limit (dBμV/m)	Detector
1		2475.986	67.86	32.39	100.24	N/A	N/A	Peak
2		2477.895	77.62	32.39	110.01	N/A	N/A	Peak
3		2483.500	26.77	32.38	59.16	-14.84	74.00	Peak
4	*	2483.945	29.11	32.38	61.50	-12.50	74.00	Peak

Notes:

1. " *", means this data is the worst emission level.

2. C.F (dB/m) = Antenna Factor (dB/m) + Cable Loss (dB).

3. Measurement (dBμV/m) = Reading (dBμV) + C.F (dB/m).

Site	WZ-AC2	Test Date	2024-06-28
Test Engineer	Frank Xue	Temy	24.1°C/46.7%
Factor	BBHA 9120D_1457_1-18GHz	Polarity	Vertical
EUT	ACCESS POINT	Test Voltage	120V/60Hz
Test Mode	Transmit at Ant 14 2478MHz Ant 72476MHz		

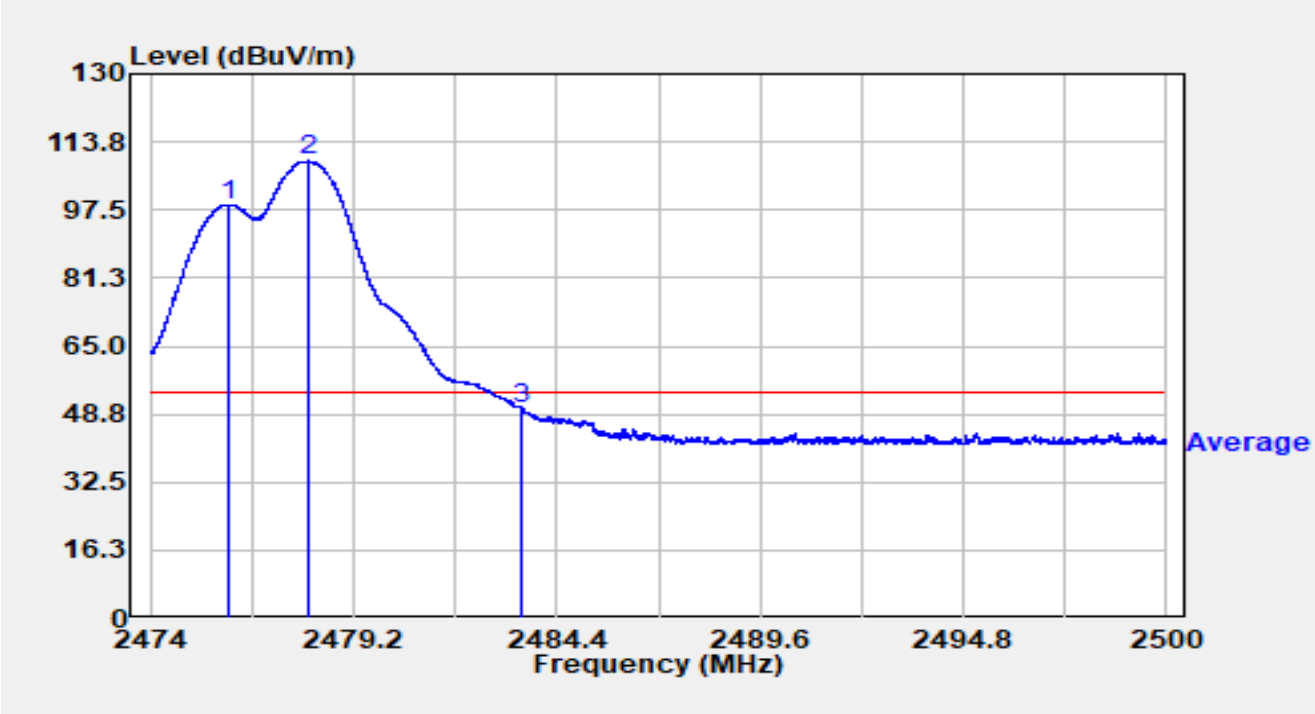

No	Mark	Frequency (MHz)	Reading (dBµV)	C.F (dB/m)	Measurement (dBµV/m)	Margin (dB)	Limit (dBµV/m)	Detector
1		2476.015	66.45	32.39	98.84	N/A	N/A	Average
2		2478.030	76.85	32.38	109.23	N/A	N/A	Average
3	*	2483.500	17.80	32.38	50.18	-3.82	54.00	Average

Notes:

1. " *", means this data is the worst emission level.

2. C.F (dB/m) = Antenna Factor (dB/m) + Cable Loss (dB).

3. Measurement (dBµV/m) = Reading (dBµV) + C.F (dB/m).

Site	WZ-AC2	Test Date	2024-06-28
Test Engineer	Frank Xue	Temy	24.1°C/46.7%
Factor	BBHA 9120D_1457_1-18GHz	Polarity	Horizontal
EUT	ACCESS POINT	Test Voltage	120V/60Hz
Test Mode	Transmit at Ant 14 2478MHz Ant 72480MHz		

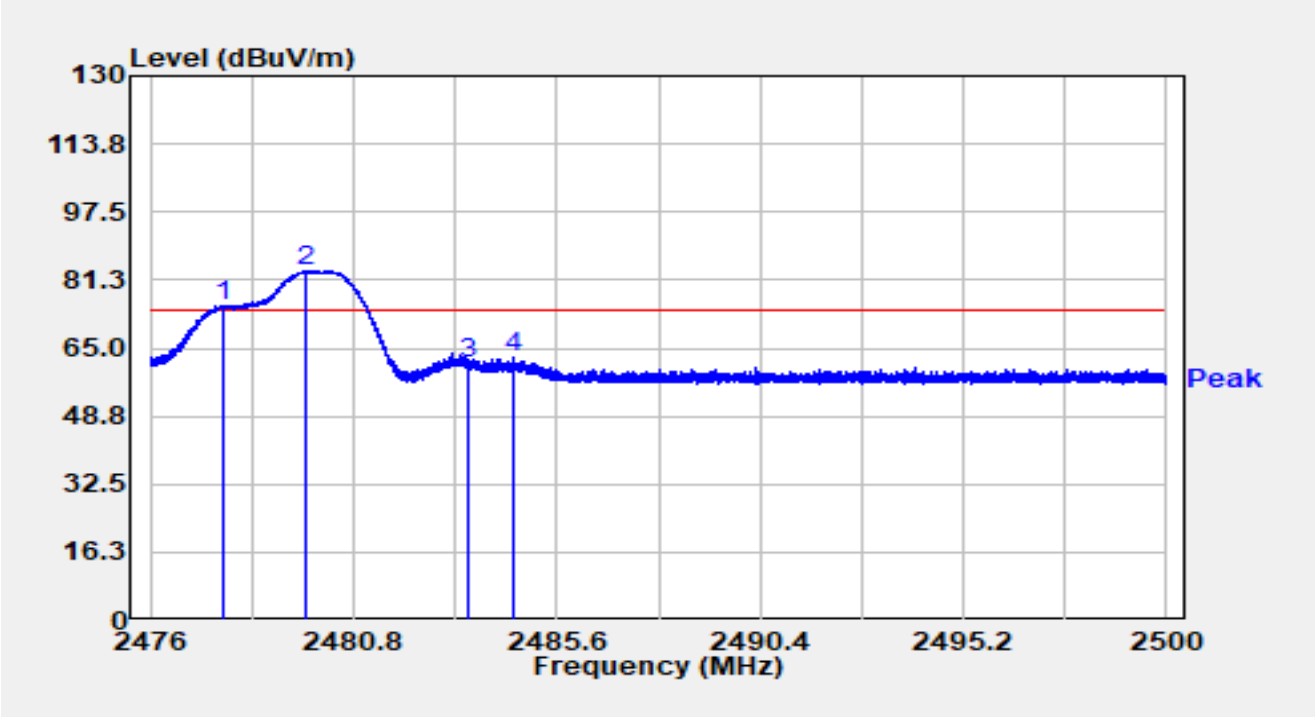

No	Mark	Frequency (MHz)	Reading (dBμV)	C.F (dB/m)	Measurement (dBμV/m)	Margin (dB)	Limit (dBμV/m)	Detector
1		2477.721	42.74	32.39	75.12	N/A	N/A	Peak
2		2479.696	51.02	32.38	83.40	N/A	N/A	Peak
3		2483.500	28.90	32.38	61.28	-12.72	74.00	Peak
4	*	2484.604	30.24	32.38	62.62	-11.38	74.00	Peak

Notes:

1. " *", means this data is the worst emission level.

2. C.F (dB/m) = Antenna Factor (dB/m) + Cable Loss (dB).

3. Measurement (dBμV/m) = Reading (dBμV) + C.F (dB/m).

Site	WZ-AC2	Test Date	2024-06-28
Test Engineer	Frank Xue	Temy	24.1°C/46.7%
Factor	BBHA 9120D_1457_1-18GHz	Polarity	Horizontal
EUT	ACCESS POINT	Test Voltage	120V/60Hz
Test Mode	Transmit at Ant 14 2478MHz Ant 72480MHz		

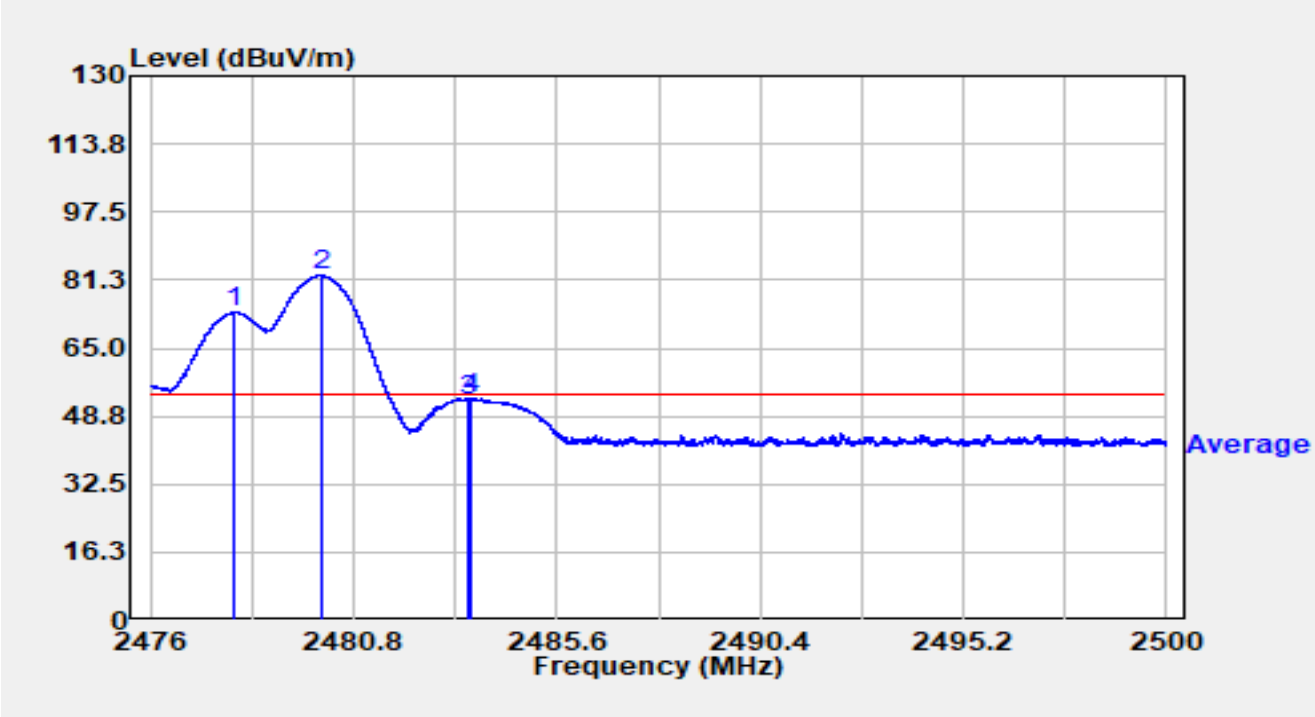

No	Mark	Frequency (MHz)	Reading (dBµV)	C.F (dB/m)	Measurement (dBµV/m)	Margin (dB)	Limit (dBµV/m)	Detector
1		2477.982	41.08	32.38	73.47	N/A	N/A	Average
2		2480.063	49.89	32.38	82.27	N/A	N/A	Average
3		2483.500	20.28	32.38	52.66	-1.34	54.00	Average
4	*	2483.586	20.47	32.38	52.85	-1.15	54.00	Average

Notes:

1. " *", means this data is the worst emission level.

2. C.F (dB/m) = Antenna Factor (dB/m) + Cable Loss (dB).

3. Measurement (dBµV/m) = Reading (dBµV) + C.F (dB/m).

Site	WZ-AC2	Test Date	2024-06-28
Test Engineer	Frank Xue	Temy	24.1°C/46.7%
Factor	BBHA 9120D_1457_1-18GHz	Polarity	Vertical
EUT	ACCESS POINT	Test Voltage	120V/60Hz
Test Mode	Transmit at Ant 14 2478MHz Ant 72480MHz		

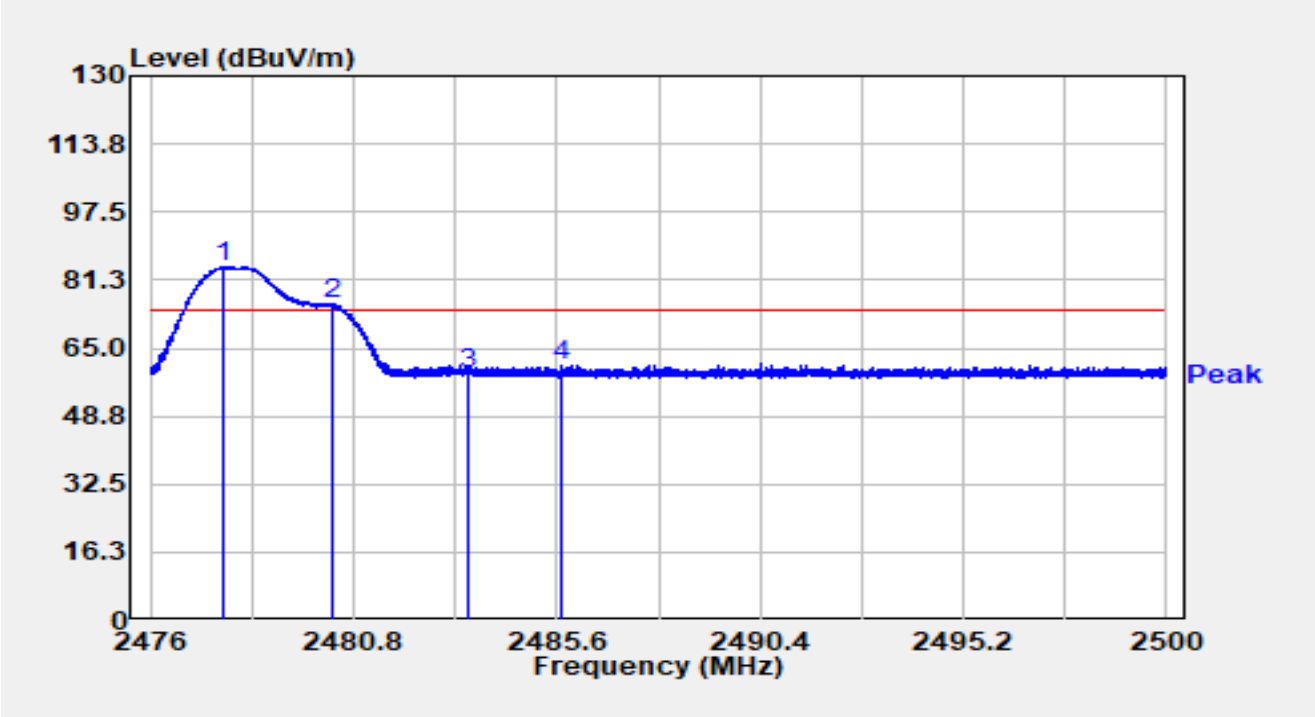

No	Mark	Frequency (MHz)	Reading (dBμV)	C.F (dB/m)	Measurement (dBμV/m)	Margin (dB)	Limit (dBμV/m)	Detector
1		2477.738	51.88	32.39	84.27	N/A	N/A	Peak
2		2480.318	43.11	32.38	75.50	N/A	N/A	Peak
3		2483.500	26.72	32.38	59.10	-14.90	74.00	Peak
4	*	2485.706	28.24	32.38	60.62	-13.38	74.00	Peak

Notes:

1. " *", means this data is the worst emission level.

2. C.F (dB/m) = Antenna Factor (dB/m) + Cable Loss (dB).

3. Measurement (dBμV/m) = Reading (dBμV) + C.F (dB/m).

Site	WZ-AC2	Test Date	2024-06-28
Test Engineer	Frank Xue	Temy	24.1°C/46.7%
Factor	BBHA 9120D_1457_1-18GHz	Polarity	Vertical
EUT	ACCESS POINT	Test Voltage	120V/60Hz
Test Mode	Transmit at Ant 14 2478MHz Ant 72480MHz		

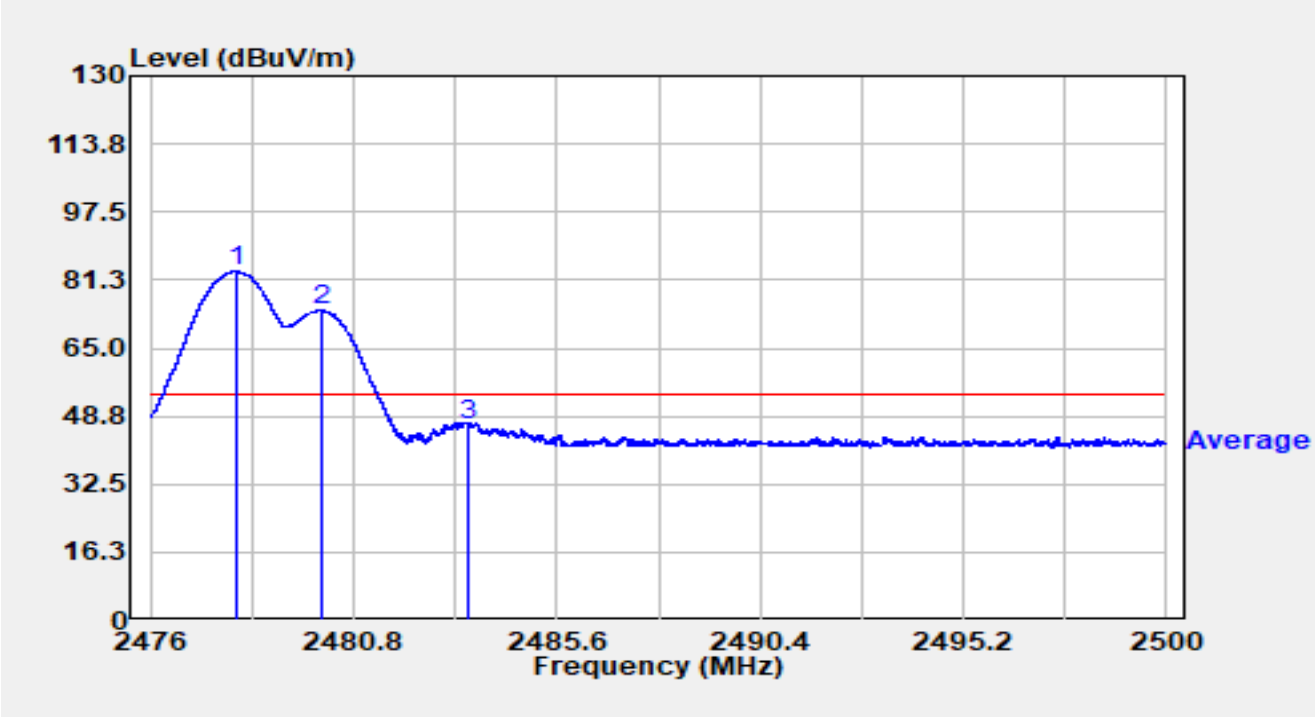

No	Mark	Frequency (MHz)	Reading (dBμV)	C.F (dB/m)	Measurement (dBμV/m)	Margin (dB)	Limit (dBμV/m)	Detector
1		2478.014	50.92	32.38	83.31	N/A	N/A	Average
2		2480.025	41.63	32.38	74.02	N/A	N/A	Average
3	*	2483.500	14.34	32.38	46.72	-7.28	54.00	Average

Notes:

1. " *", means this data is the worst emission level.

2. C.F (dB/m) = Antenna Factor (dB/m) + Cable Loss (dB).

3. Measurement (dBμV/m) = Reading (dBμV) + C.F (dB/m).

Site	WZ-AC2	Test Date	2024-06-28
Test Engineer	Frank Xue	Temy	24.1°C/46.7%
Factor	BBHA 9120D_1457_1-18GHz	Polarity	Horizontal
EUT	ACCESS POINT	Test Voltage	120V/60Hz
Test Mode	Transmit at Ant 14 2480MHz Ant 72468MHz		

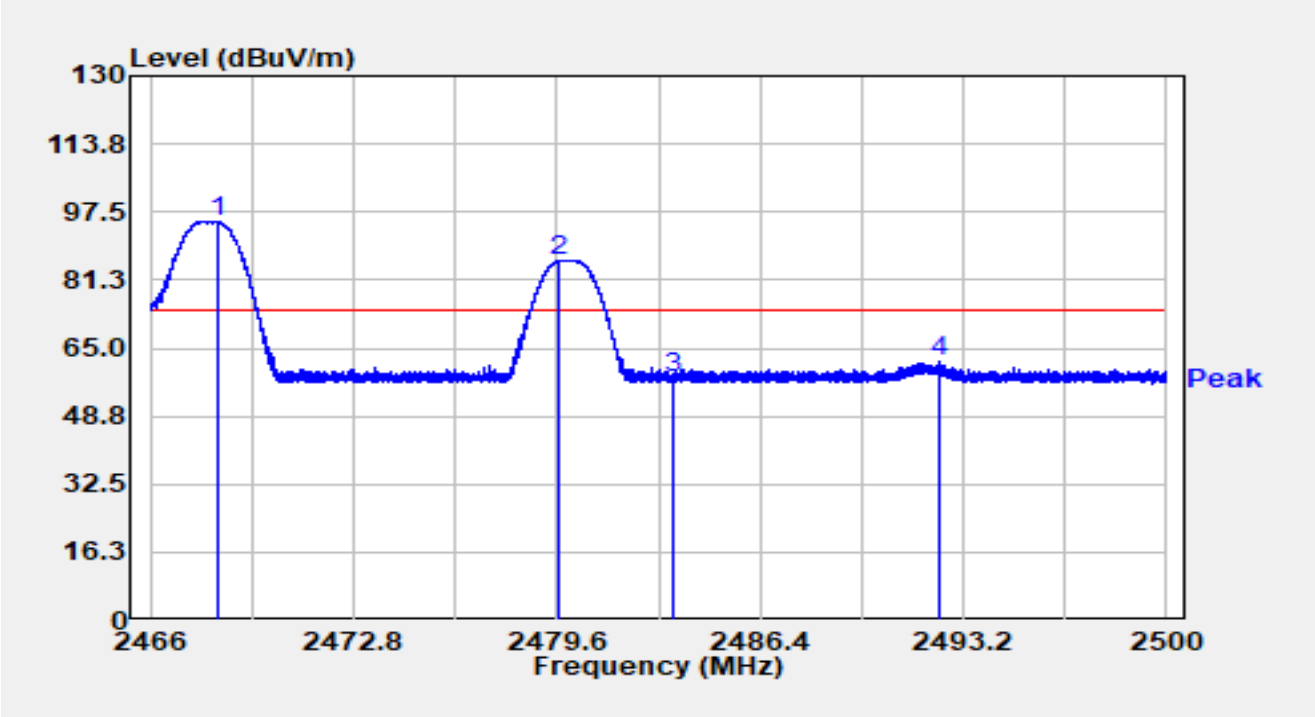

No	Mark	Frequency (MHz)	Reading (dBμV)	C.F (dB/m)	Measurement (dBμV/m)	Margin (dB)	Limit (dBμV/m)	Detector
1		2468.227	62.78	32.38	95.16	N/A	N/A	Peak
2		2479.654	53.64	32.38	86.02	N/A	N/A	Peak
3		2483.500	25.73	32.38	58.11	-15.89	74.00	Peak
4	*	2492.367	29.45	32.38	61.83	-12.17	74.00	Peak

Notes:

1. " *", means this data is the worst emission level.

2. C.F (dB/m) = Antenna Factor (dB/m) + Cable Loss (dB).

3. Measurement (dBμV/m) = Reading (dBμV) + C.F (dB/m).

Site	WZ-AC2	Test Date	2024-06-28
Test Engineer	Frank Xue	Temy	24.1°C/46.7%
Factor	BBHA 9120D_1457_1-18GHz	Polarity	Horizontal
EUT	ACCESS POINT	Test Voltage	120V/60Hz
Test Mode	Transmit at Ant 14 2480MHz Ant 72468MHz		

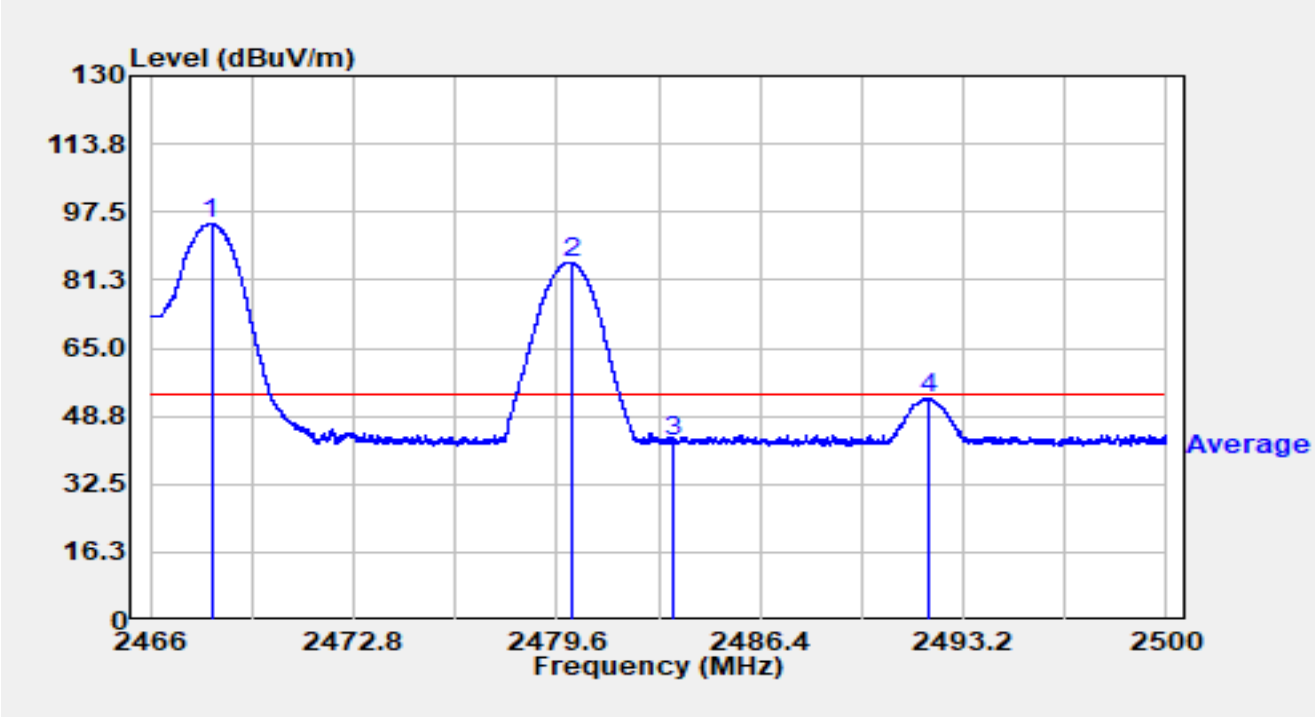

No	Mark	Frequency (MHz)	Reading (dBμV)	C.F (dB/m)	Measurement (dBμV/m)	Margin (dB)	Limit (dBμV/m)	Detector
1		2468.037	62.33	32.37	94.70	N/A	N/A	Average
2		2480.069	53.16	32.38	85.54	N/A	N/A	Average
3		2483.500	10.41	32.38	42.80	-11.20	54.00	Average
4	*	2492.054	20.65	32.38	53.03	-0.97	54.00	Average

Notes:

1. " *", means this data is the worst emission level.

2. C.F (dB/m) = Antenna Factor (dB/m) + Cable Loss (dB).

3. Measurement (dBμV/m) = Reading (dBμV) + C.F (dB/m).

Site	WZ-AC2	Test Date	2024-06-28
Test Engineer	Frank Xue	Temy	24.1°C/46.7%
Factor	BBHA 9120D_1457_1-18GHz	Polarity	Vertical
EUT	ACCESS POINT	Test Voltage	120V/60Hz
Test Mode	Transmit at Ant 14 2480MHz Ant 72468MHz		

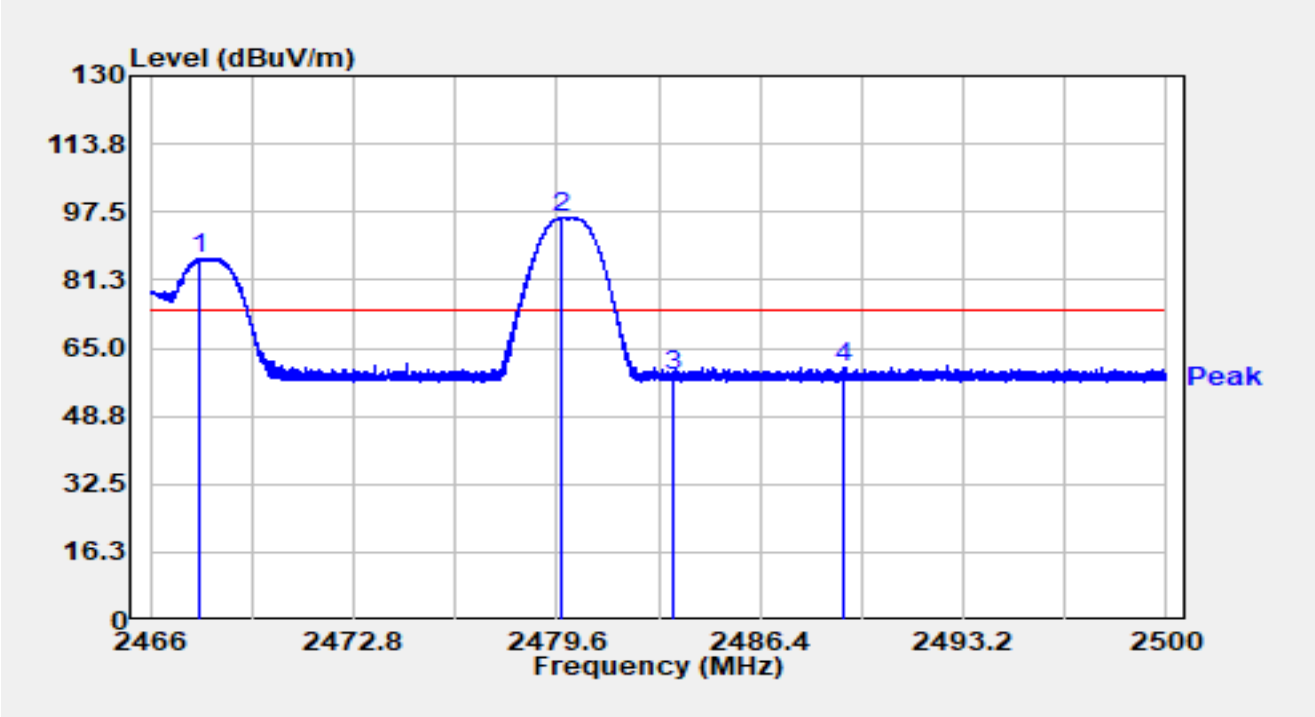

No	Mark	Frequency (MHz)	Reading (dBμV)	C.F (dB/m)	Measurement (dBμV/m)	Margin (dB)	Limit (dBμV/m)	Detector
1		2467.608	54.07	32.37	86.44	N/A	N/A	Peak
2		2479.753	63.68	32.38	96.06	N/A	N/A	Peak
3		2483.500	25.96	32.38	58.34	-15.66	74.00	Peak
4	*	2489.232	27.95	32.38	60.33	-13.67	74.00	Peak

Notes:

1. " *", means this data is the worst emission level.

2. C.F (dB/m) = Antenna Factor (dB/m) + Cable Loss (dB).

3. Measurement (dBμV/m) = Reading (dBμV) + C.F (dB/m).

Site	WZ-AC2	Test Date	2024-06-28
Test Engineer	Frank Xue	Temy	24.1°C/46.7%
Factor	BBHA 9120D_1457_1-18GHz	Polarity	Vertical
EUT	ACCESS POINT	Test Voltage	120V/60Hz
Test Mode	Transmit at Ant 14 2480MHz Ant 72468MHz		

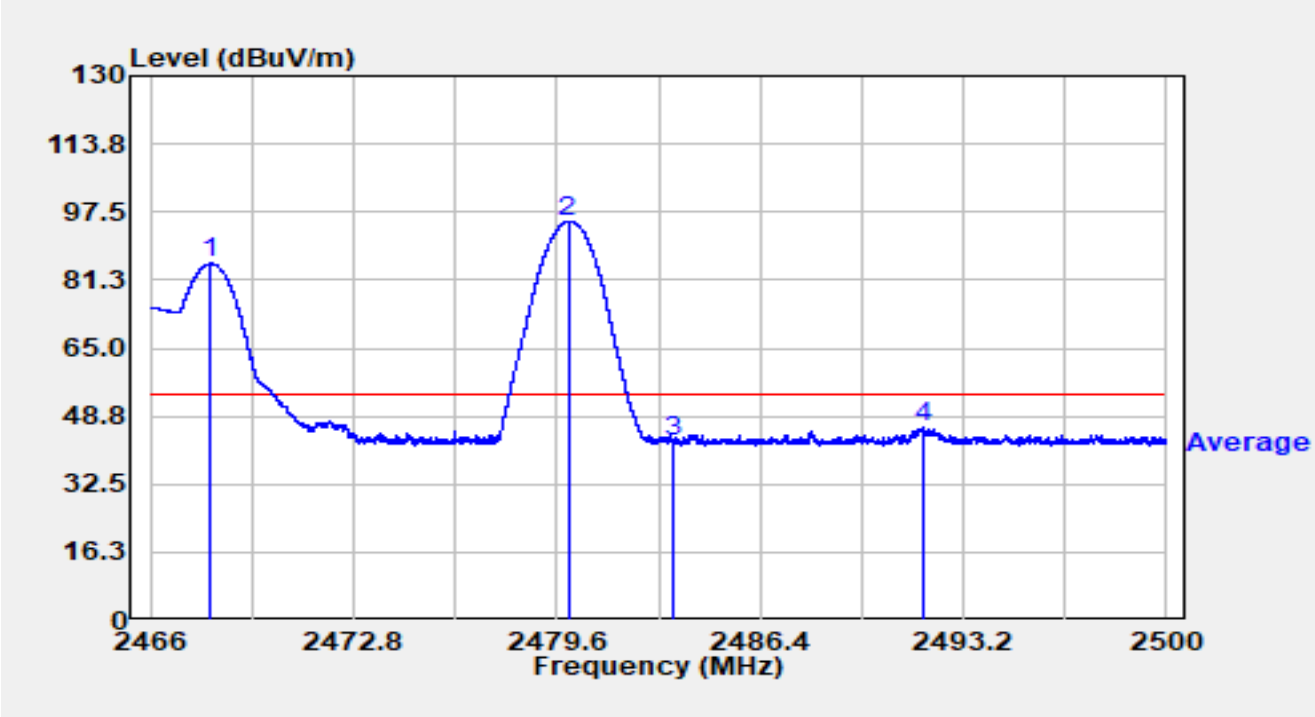

No	Mark	Frequency (MHz)	Reading (dBμV)	C.F (dB/m)	Measurement (dBμV/m)	Margin (dB)	Limit (dBμV/m)	Detector
1		2468.033	52.87	32.37	85.24	N/A	N/A	Average
2		2479.974	62.98	32.38	95.36	N/A	N/A	Average
3		2483.500	10.16	32.38	42.54	-11.46	54.00	Average
4	*	2491.850	13.90	32.38	46.28	-7.72	54.00	Average

Notes:

1. " *", means this data is the worst emission level.

2. C.F (dB/m) = Antenna Factor (dB/m) + Cable Loss (dB).

3. Measurement (dBμV/m) = Reading (dBμV) + C.F (dB/m).

Site	WZ-AC2	Test Date	2024-06-28
Test Engineer	Frank Xue	Temy	24.1°C/46.7%
Factor	BBHA 9120D_1457_1-18GHz	Polarity	Horizontal
EUT	ACCESS POINT	Test Voltage	120V/60Hz
Test Mode	Transmit at Ant 14 2480MHz Ant 72470MHz		

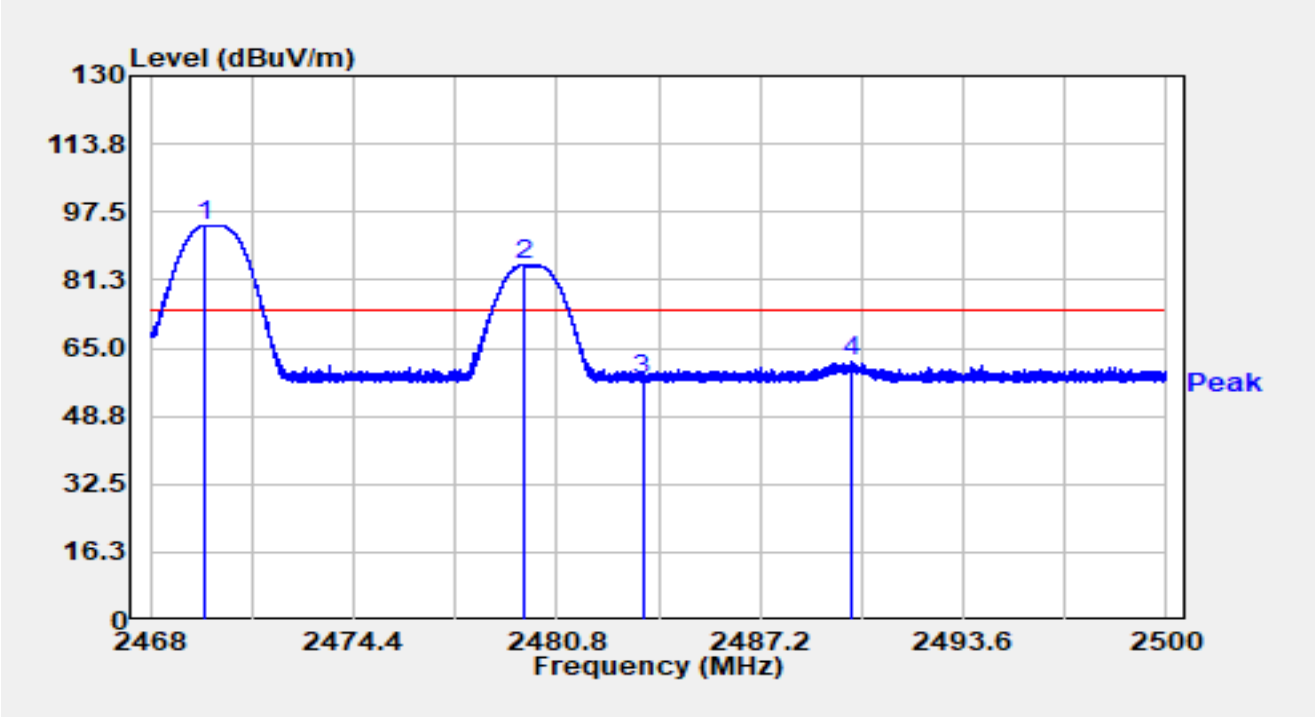

No	Mark	Frequency (MHz)	Reading (dBμV)	C.F (dB/m)	Measurement (dBμV/m)	Margin (dB)	Limit (dBμV/m)	Detector
1		2469.719	61.94	32.38	94.31	N/A	N/A	Peak
2		2479.766	52.50	32.38	84.89	N/A	N/A	Peak
3		2483.500	25.22	32.38	57.60	-16.40	74.00	Peak
4	*	2490.058	29.56	32.38	61.94	-12.06	74.00	Peak

Notes:

1. " *", means this data is the worst emission level.

2. C.F (dB/m) = Antenna Factor (dB/m) + Cable Loss (dB).

3. Measurement (dBμV/m) = Reading (dBμV) + C.F (dB/m).

Site	WZ-AC2	Test Date	2024-06-28
Test Engineer	Frank Xue	Temy	24.1°C/46.7%
Factor	BBHA 9120D_1457_1-18GHz	Polarity	Horizontal
EUT	ACCESS POINT	Test Voltage	120V/60Hz
Test Mode	Transmit at Ant 14 2480MHz Ant 72470MHz		

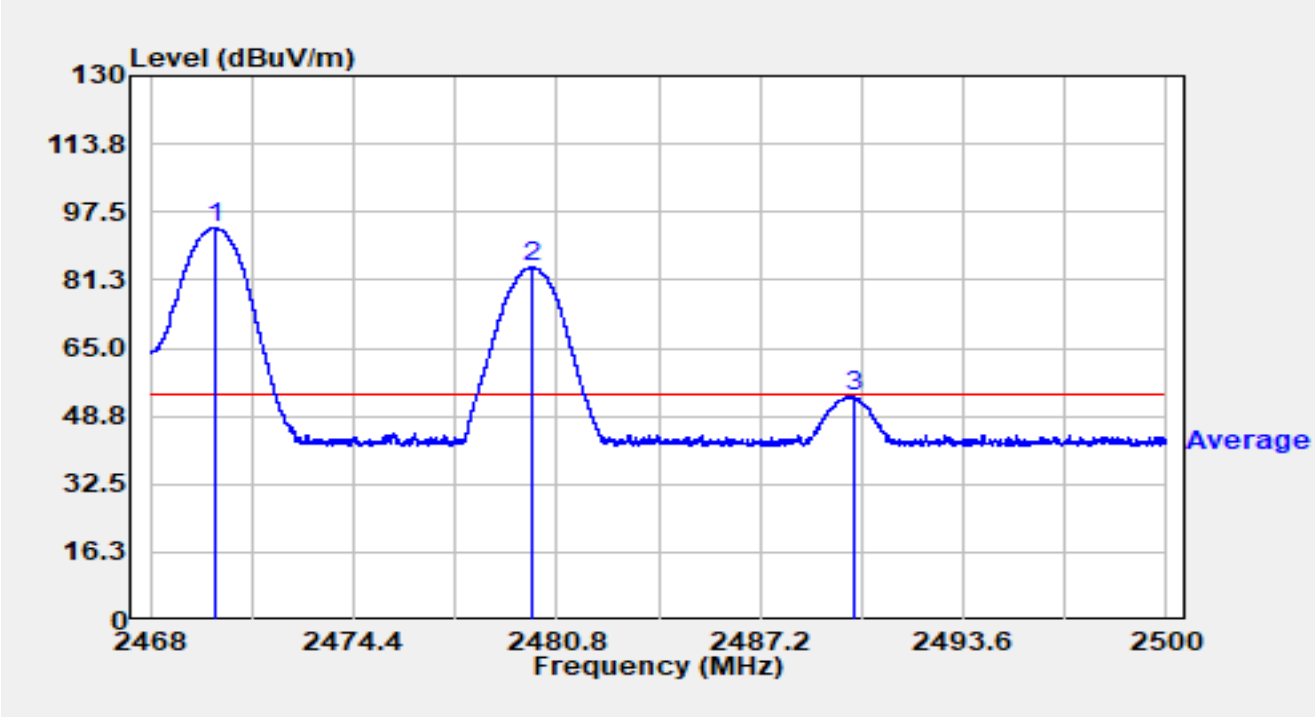

No	Mark	Frequency (MHz)	Reading (dBμV)	C.F (dB/m)	Measurement (dBμV/m)	Margin (dB)	Limit (dBμV/m)	Detector
1		2470.045	61.37	32.38	93.75	N/A	N/A	Average
2		2480.019	51.88	32.38	84.27	N/A	N/A	Average
3	*	2490.144	21.06	32.38	53.44	-0.56	54.00	Average

Notes:

1. " *", means this data is the worst emission level.

2. C.F (dB/m) = Antenna Factor (dB/m) + Cable Loss (dB).

3. Measurement (dBμV/m) = Reading (dBμV) + C.F (dB/m).

Site	WZ-AC2	Test Date	2024-06-28
Test Engineer	Frank Xue	Temy	24.1°C/46.7%
Factor	BBHA 9120D_1457_1-18GHz	Polarity	Vertical
EUT	ACCESS POINT	Test Voltage	120V/60Hz
Test Mode	Transmit at Ant 14 2480MHz Ant 72470MHz		

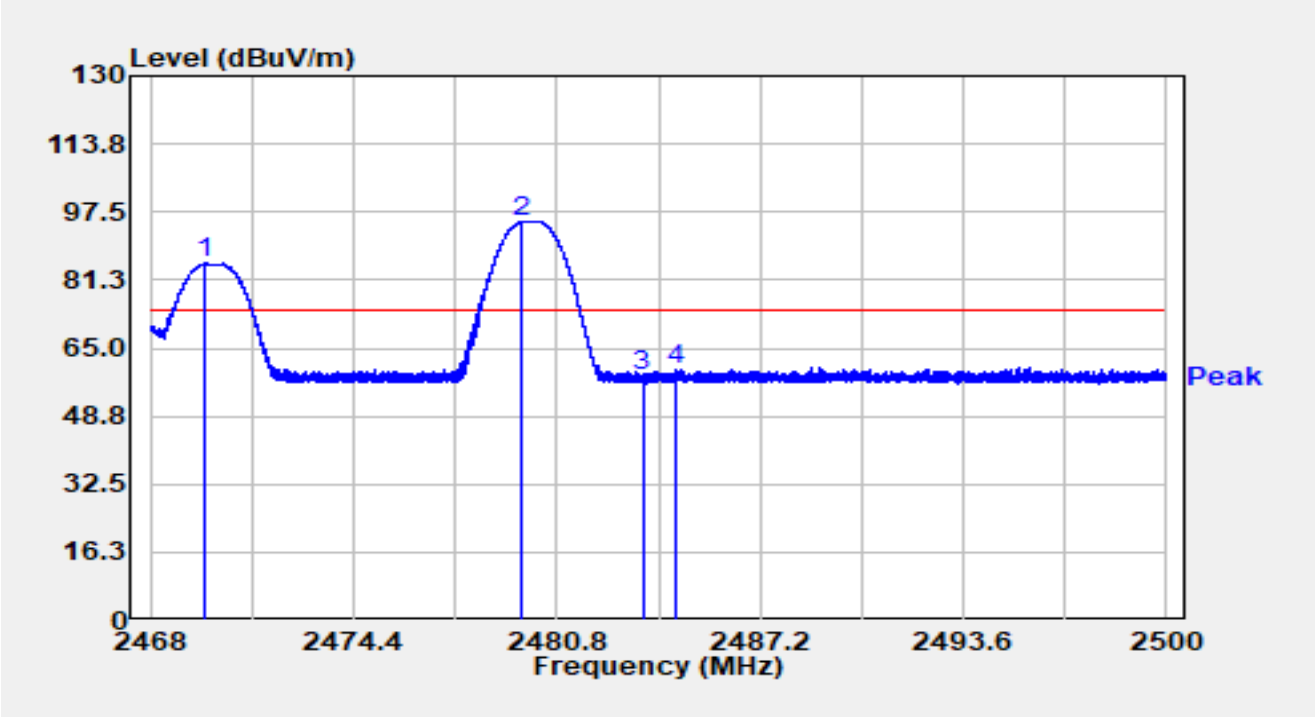

No	Mark	Frequency (MHz)	Reading (dBμV)	C.F (dB/m)	Measurement (dBμV/m)	Margin (dB)	Limit (dBμV/m)	Detector
1		2469.744	52.79	32.38	85.17	N/A	N/A	Peak
2		2479.712	62.76	32.38	95.14	N/A	N/A	Peak
3		2483.500	25.77	32.38	58.15	-15.85	74.00	Peak
4	*	2484.521	27.57	32.38	59.95	-14.05	74.00	Peak

Notes:

1. " *", means this data is the worst emission level.

2. C.F (dB/m) = Antenna Factor (dB/m) + Cable Loss (dB).

3. Measurement (dBμV/m) = Reading (dBμV) + C.F (dB/m).

Site	WZ-AC2	Test Date	2024-06-28
Test Engineer	Frank Xue	Temy	24.1°C/46.7%
Factor	BBHA 9120D_1457_1-18GHz	Polarity	Vertical
EUT	ACCESS POINT	Test Voltage	120V/60Hz
Test Mode	Transmit at Ant 14 2480MHz Ant 72470MHz		

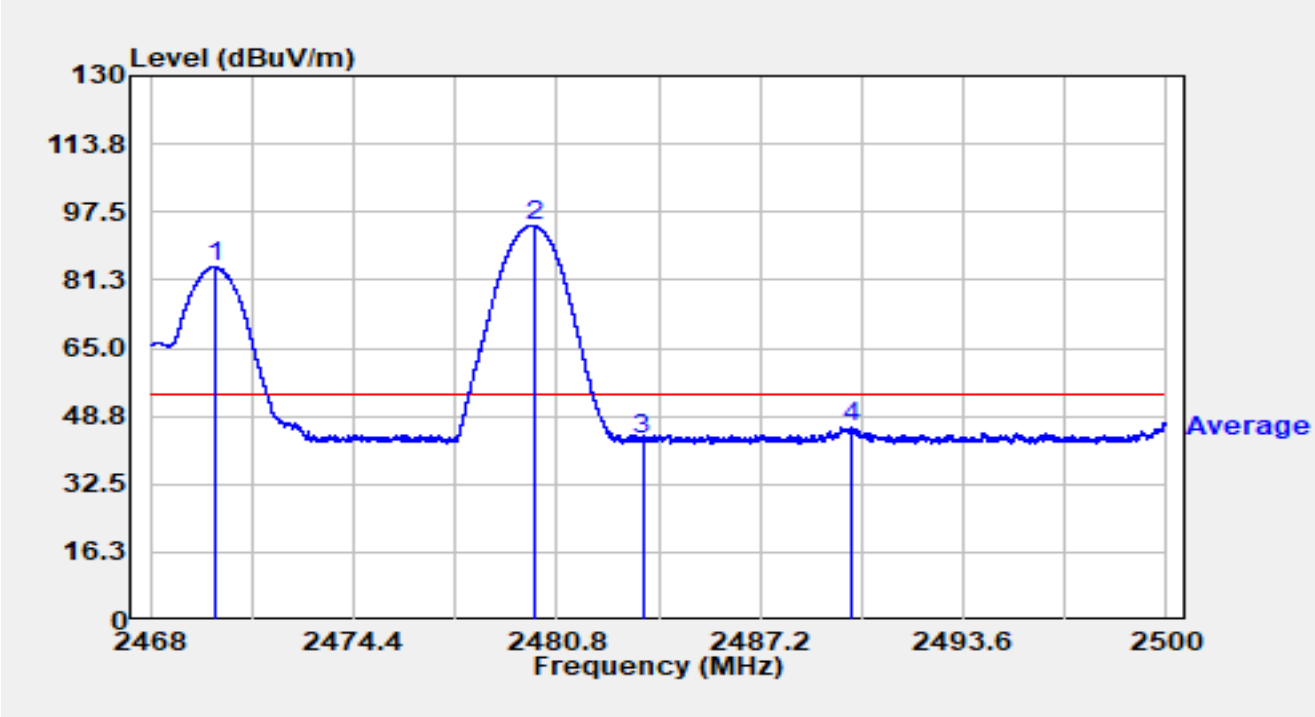

No	Mark	Frequency (MHz)	Reading (dBμV)	C.F (dB/m)	Measurement (dBμV/m)	Margin (dB)	Limit (dBμV/m)	Detector
1		2470.022	51.89	32.38	84.27	N/A	N/A	Average
2		2480.090	62.02	32.38	94.41	N/A	N/A	Average
3		2483.500	10.71	32.38	43.09	-10.91	54.00	Average
4	*	2490.067	13.64	32.38	46.02	-7.98	54.00	Average

Notes:

1. " *", means this data is the worst emission level.

2. C.F (dB/m) = Antenna Factor (dB/m) + Cable Loss (dB).

3. Measurement (dBμV/m) = Reading (dBμV) + C.F (dB/m).

Site	WZ-AC2	Test Date	2024-06-28
Test Engineer	Frank Xue	Temy	24.1°C/46.7%
Factor	BBHA 9120D_1457_1-18GHz	Polarity	Horizontal
EUT	ACCESS POINT	Test Voltage	120V/60Hz
Test Mode	Transmit at Ant 14 2480MHz Ant 72472MHz		

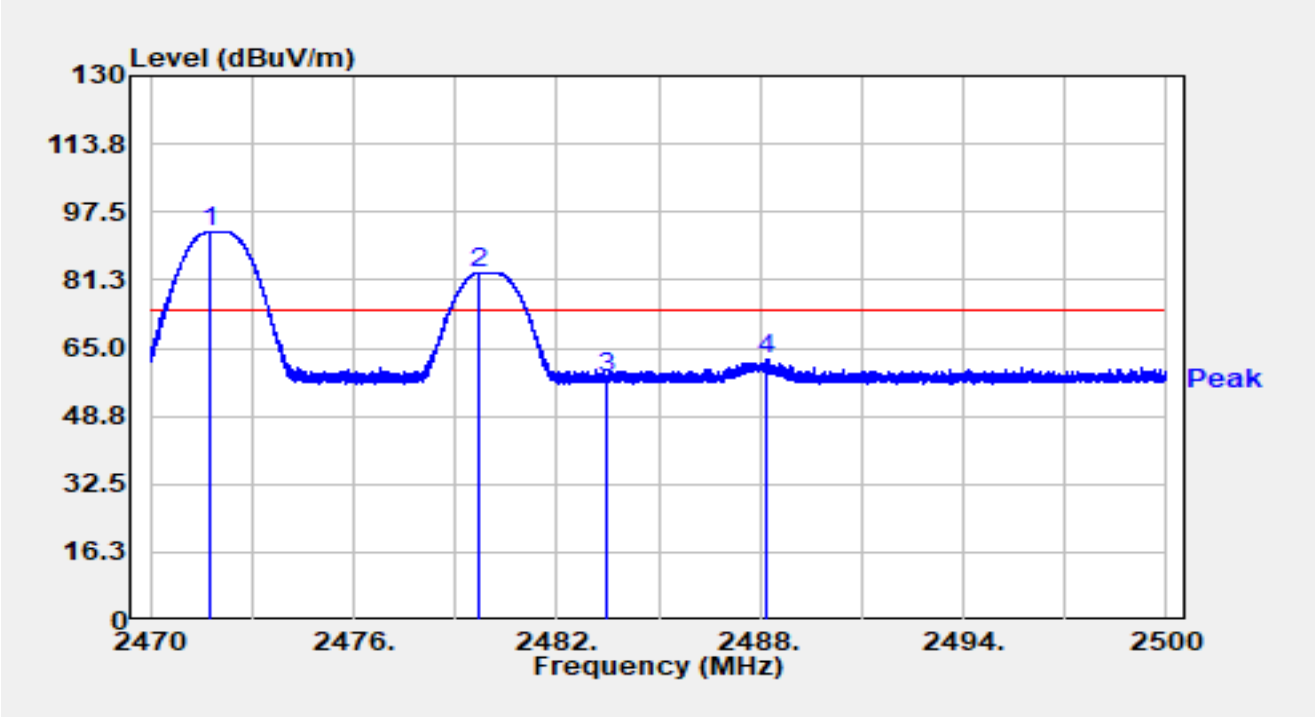

No	Mark	Frequency (MHz)	Reading (dBμV)	C.F (dB/m)	Measurement (dBμV/m)	Margin (dB)	Limit (dBμV/m)	Detector
1		2471.725	60.37	32.38	92.75	N/A	N/A	Peak
2		2479.699	50.66	32.38	83.05	N/A	N/A	Peak
3		2483.500	25.38	32.38	57.76	-16.24	74.00	Peak
4	*	2488.195	29.84	32.38	62.22	-11.78	74.00	Peak

Notes:

1. " *", means this data is the worst emission level.

2. C.F (dB/m) = Antenna Factor (dB/m) + Cable Loss (dB).

3. Measurement (dBμV/m) = Reading (dBμV) + C.F (dB/m).

Site	WZ-AC2	Test Date	2024-06-28
Test Engineer	Frank Xue	Temy	24.1°C/46.7%
Factor	BBHA 9120D_1457_1-18GHz	Polarity	Horizontal
EUT	ACCESS POINT	Test Voltage	120V/60Hz
Test Mode	Transmit at Ant 14 2480MHz Ant 72472MHz		

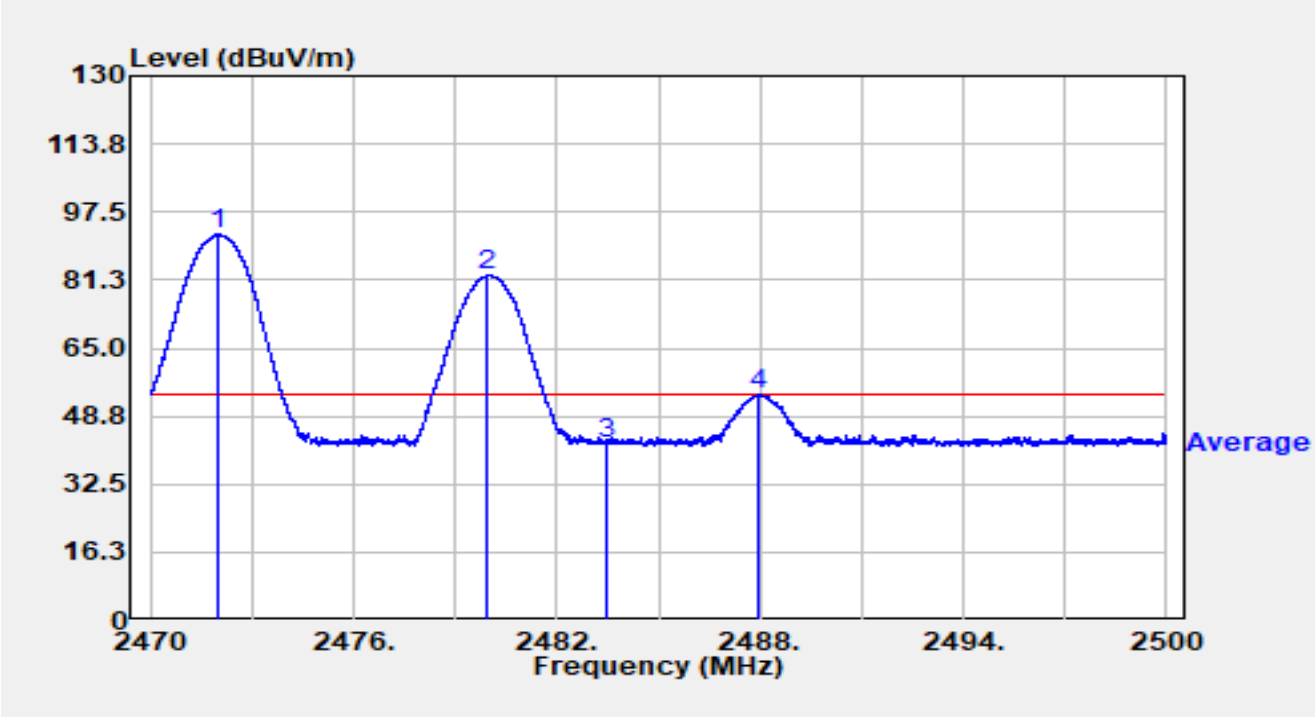

No	Mark	Frequency (MHz)	Reading (dBμV)	C.F (dB/m)	Measurement (dBμV/m)	Margin (dB)	Limit (dBμV/m)	Detector
1		2472.022	59.68	32.38	92.06	N/A	N/A	Average
2		2479.957	49.94	32.38	82.32	N/A	N/A	Average
3		2483.500	9.95	32.38	42.34	-11.66	54.00	Average
4	*	2487.952	21.43	32.38	53.81	-0.19	54.00	Average

Notes:

1. " *", means this data is the worst emission level.

2. C.F (dB/m) = Antenna Factor (dB/m) + Cable Loss (dB).

3. Measurement (dBμV/m) = Reading (dBμV) + C.F (dB/m).

Site	WZ-AC2	Test Date	2024-06-28
Test Engineer	Frank Xue	Temy	24.1°C/46.7%
Factor	BBHA 9120D_1457_1-18GHz	Polarity	Vertical
EUT	ACCESS POINT	Test Voltage	120V/60Hz
Test Mode	Transmit at Ant 14 2480MHz Ant 72472MHz		

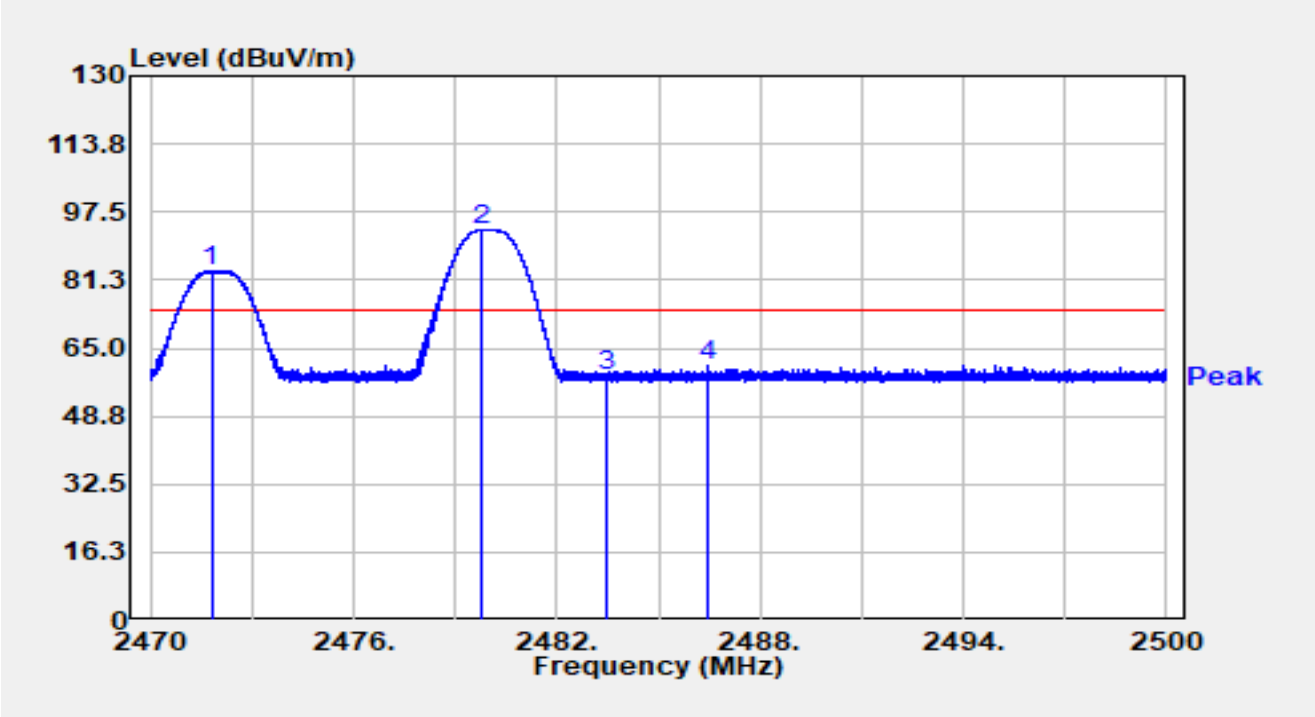

No	Mark	Frequency (MHz)	Reading (dBμV)	C.F (dB/m)	Measurement (dBμV/m)	Margin (dB)	Limit (dBμV/m)	Detector
1		2471.800	51.06	32.38	83.44	N/A	N/A	Peak
2		2479.780	60.80	32.38	93.18	N/A	N/A	Peak
3		2483.500	26.14	32.38	58.52	-15.48	74.00	Peak
4	*	2486.455	28.47	32.38	60.85	-13.15	74.00	Peak

Notes:

1. " *", means this data is the worst emission level.

2. C.F (dB/m) = Antenna Factor (dB/m) + Cable Loss (dB).

3. Measurement (dBμV/m) = Reading (dBμV) + C.F (dB/m).

Site	WZ-AC2	Test Date	2024-06-28
Test Engineer	Frank Xue	Temy	24.1°C/46.7%
Factor	BBHA 9120D_1457_1-18GHz	Polarity	Vertical
EUT	ACCESS POINT	Test Voltage	120V/60Hz
Test Mode	Transmit at Ant 14 2480MHz Ant 72472MHz		

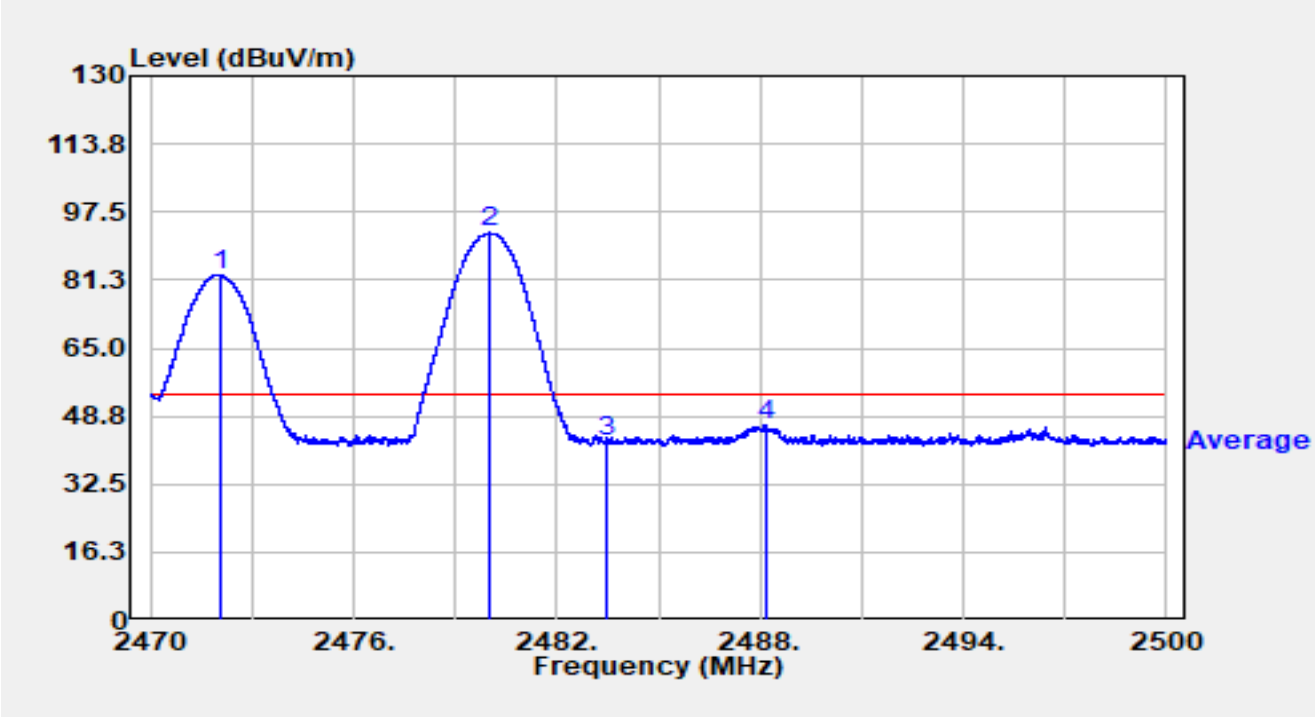

No	Mark	Frequency (MHz)	Reading (dBμV)	C.F (dB/m)	Measurement (dBμV/m)	Margin (dB)	Limit (dBμV/m)	Detector
1		2472.040	50.12	32.38	82.50	N/A	N/A	Average
2		2480.029	60.13	32.38	92.51	N/A	N/A	Average
3		2483.500	10.22	32.38	42.61	-11.39	54.00	Average
4	*	2488.165	14.20	32.38	46.58	-7.42	54.00	Average

Notes:

1. " *", means this data is the worst emission level.

2. C.F (dB/m) = Antenna Factor (dB/m) + Cable Loss (dB).

3. Measurement (dBμV/m) = Reading (dBμV) + C.F (dB/m).

Site	WZ-AC2	Test Date	2024-06-28
Test Engineer	Frank Xue	Temy	24.1°C/46.7%
Factor	BBHA 9120D_1457_1-18GHz	Polarity	Horizontal
EUT	ACCESS POINT	Test Voltage	120V/60Hz
Test Mode	Transmit at Ant 14 2480MHz Ant 72474MHz		

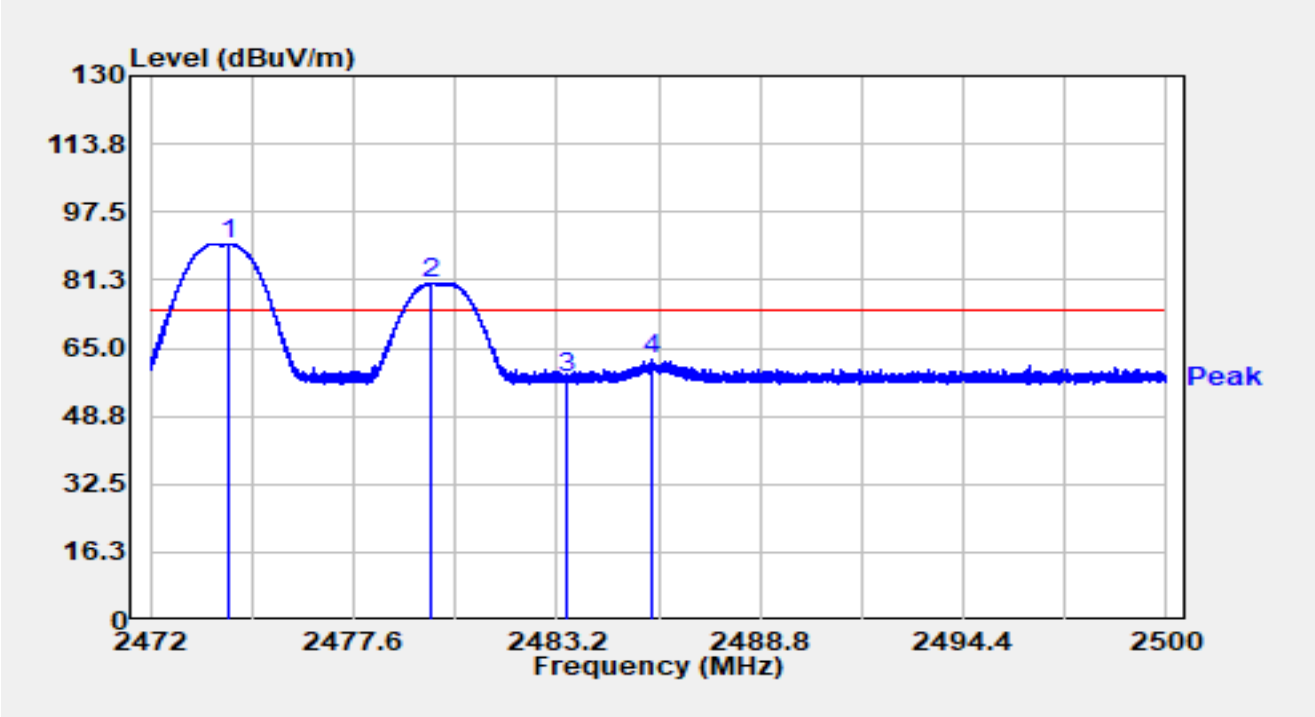

No	Mark	Frequency (MHz)	Reading (dBμV)	C.F (dB/m)	Measurement (dBμV/m)	Margin (dB)	Limit (dBμV/m)	Detector
1		2474.187	57.40	32.39	89.79	N/A	N/A	Peak
2		2479.697	48.27	32.38	80.66	N/A	N/A	Peak
3		2483.500	25.63	32.38	58.01	-15.99	74.00	Peak
4	*	2485.835	29.80	32.38	62.18	-11.82	74.00	Peak

Notes:

1. " *", means this data is the worst emission level.

2. C.F (dB/m) = Antenna Factor (dB/m) + Cable Loss (dB).

3. Measurement (dBμV/m) = Reading (dBμV) + C.F (dB/m).

Site	WZ-AC2	Test Date	2024-06-28
Test Engineer	Frank Xue	Temy	24.1°C/46.7%
Factor	BBHA 9120D_1457_1-18GHz	Polarity	Horizontal
EUT	ACCESS POINT	Test Voltage	120V/60Hz
Test Mode	Transmit at Ant 14 2480MHz Ant 72474MHz		

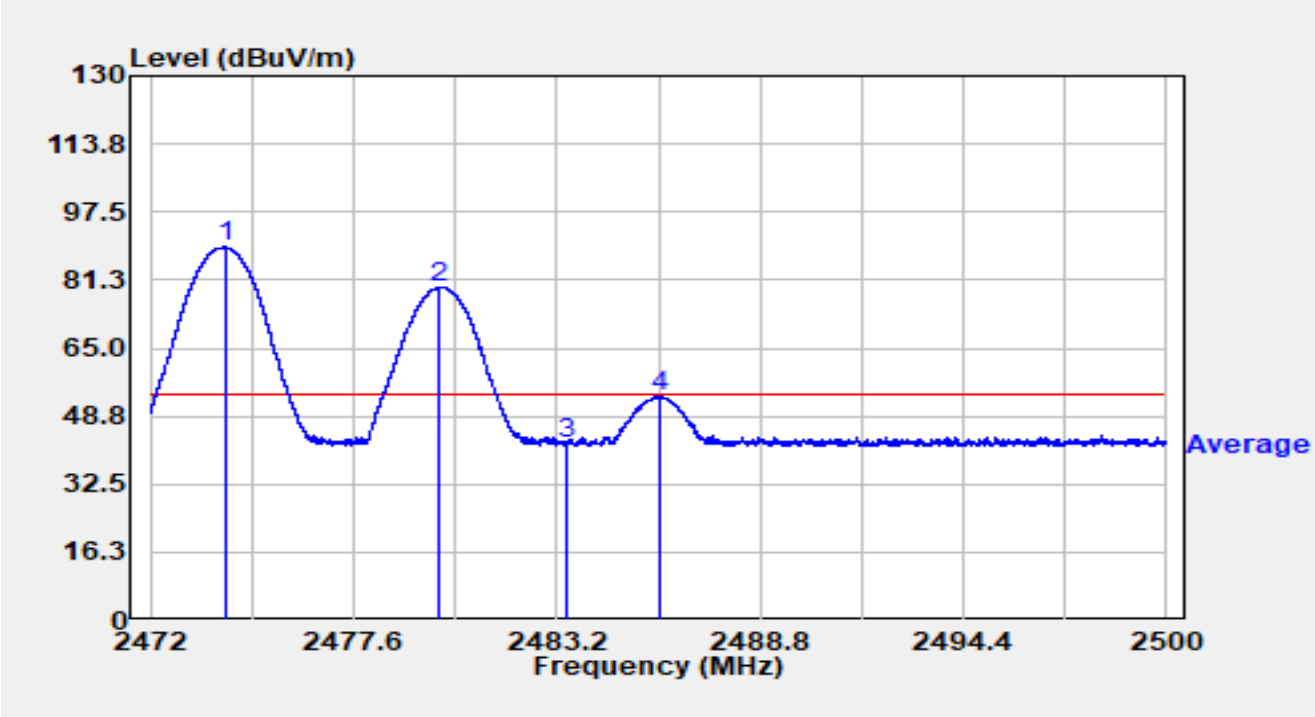

No	Mark	Frequency (MHz)	Reading (dBμV)	C.F (dB/m)	Measurement (dBμV/m)	Margin (dB)	Limit (dBμV/m)	Detector
1		2474.052	56.78	32.39	89.17	N/A	N/A	Average
2		2479.966	47.06	32.38	79.45	N/A	N/A	Average
3		2483.500	9.83	32.38	42.21	-11.79	54.00	Average
4	*	2486.008	21.02	32.38	53.40	-0.60	54.00	Average

Notes:

1. " *", means this data is the worst emission level.

2. C.F (dB/m) = Antenna Factor (dB/m) + Cable Loss (dB).

3. Measurement (dBμV/m) = Reading (dBμV) + C.F (dB/m).

Site	WZ-AC2	Test Date	2024-06-28
Test Engineer	Frank Xue	Temy	24.1°C/46.7%
Factor	BBHA 9120D_1457_1-18GHz	Polarity	Vertical
EUT	ACCESS POINT	Test Voltage	120V/60Hz
Test Mode	Transmit at Ant 14 2480MHz Ant 72474MHz		

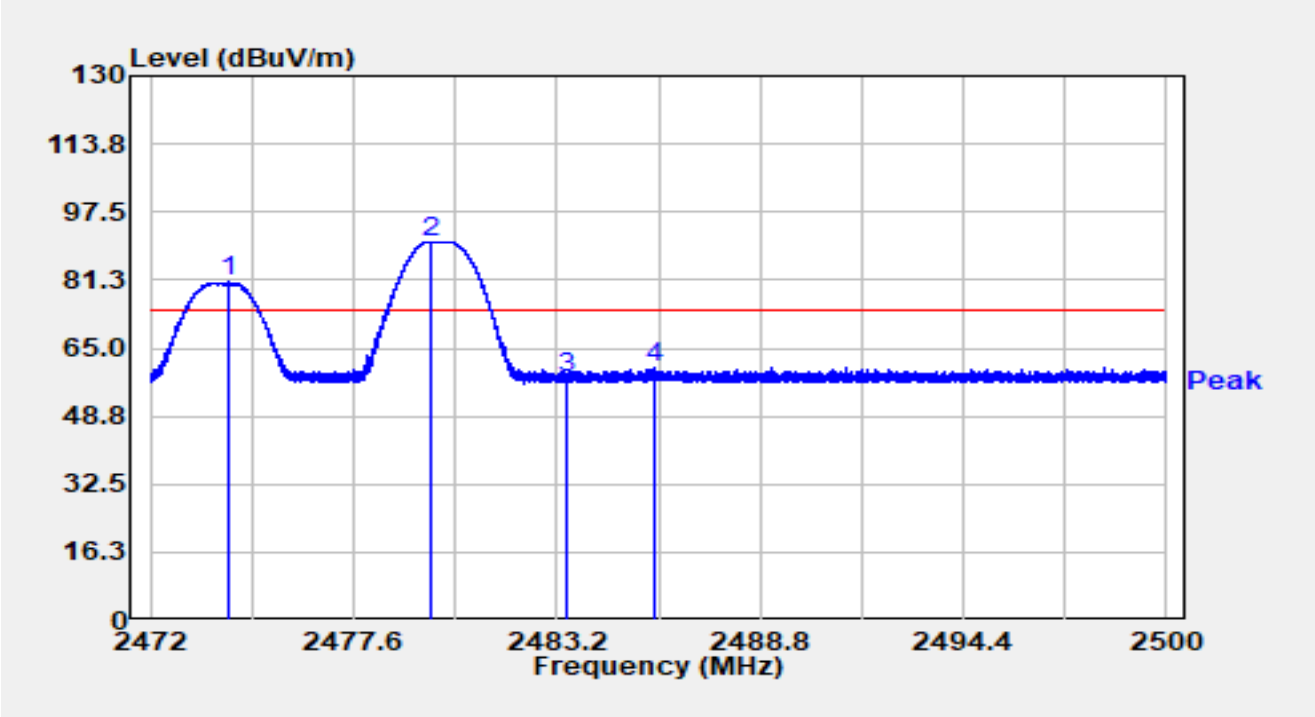

No	Mark	Frequency (MHz)	Reading (dBμV)	C.F (dB/m)	Measurement (dBμV/m)	Margin (dB)	Limit (dBμV/m)	Detector
1		2474.164	48.36	32.39	80.75	N/A	N/A	Peak
2		2479.722	58.08	32.38	90.46	N/A	N/A	Peak
3		2483.500	25.68	32.38	58.06	-15.94	74.00	Peak
4	*	2485.899	27.77	32.38	60.15	-13.85	74.00	Peak

Notes:

1. " *", means this data is the worst emission level.

2. C.F (dB/m) = Antenna Factor (dB/m) + Cable Loss (dB).

3. Measurement (dBμV/m) = Reading (dBμV) + C.F (dB/m).

Site	WZ-AC2	Test Date	2024-06-28
Test Engineer	Frank Xue	Temy	24.1°C/46.7%
Factor	BBHA 9120D_1457_1-18GHz	Polarity	Vertical
EUT	ACCESS POINT	Test Voltage	120V/60Hz
Test Mode	Transmit at Ant 14 2480MHz Ant 72474MHz		

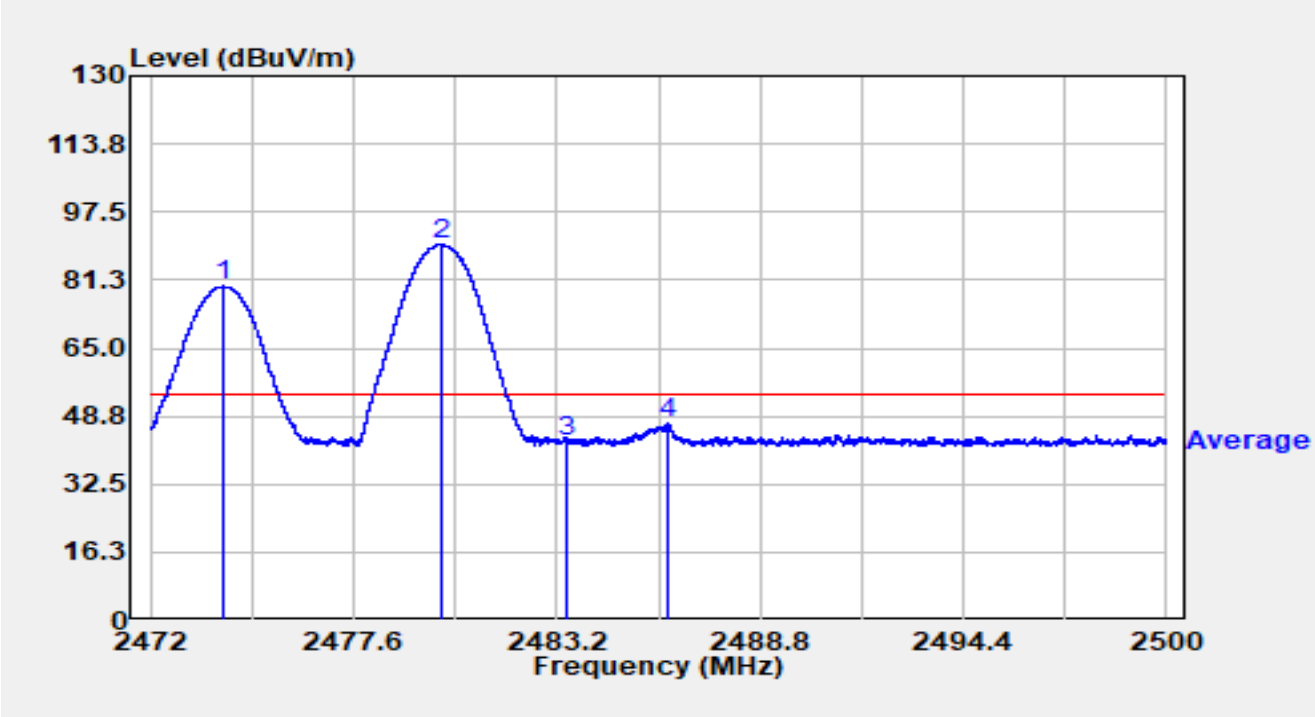

No	Mark	Frequency (MHz)	Reading (dBμV)	C.F (dB/m)	Measurement (dBμV/m)	Margin (dB)	Limit (dBμV/m)	Detector
1		2474.038	47.35	32.39	79.73	N/A	N/A	Average
2		2480.005	57.42	32.38	89.80	N/A	N/A	Average
3		2483.500	10.13	32.38	42.52	-11.48	54.00	Average
4	*	2486.244	14.67	32.38	47.06	-6.94	54.00	Average

Notes:

1. " *", means this data is the worst emission level.
2. C.F (dB/m) = Antenna Factor (dB/m) + Cable Loss (dB).
3. Measurement (dBμV/m) = Reading (dBμV) + C.F (dB/m).

Site	WZ-AC2	Test Date	2024-06-28
Test Engineer	Frank Xue	Temy	24.1°C/46.7%
Factor	BBHA 9120D_1457_1-18GHz	Polarity	Horizontal
EUT	ACCESS POINT	Test Voltage	120V/60Hz
Test Mode	Transmit at Ant 14 2480MHz Ant 72476MHz		

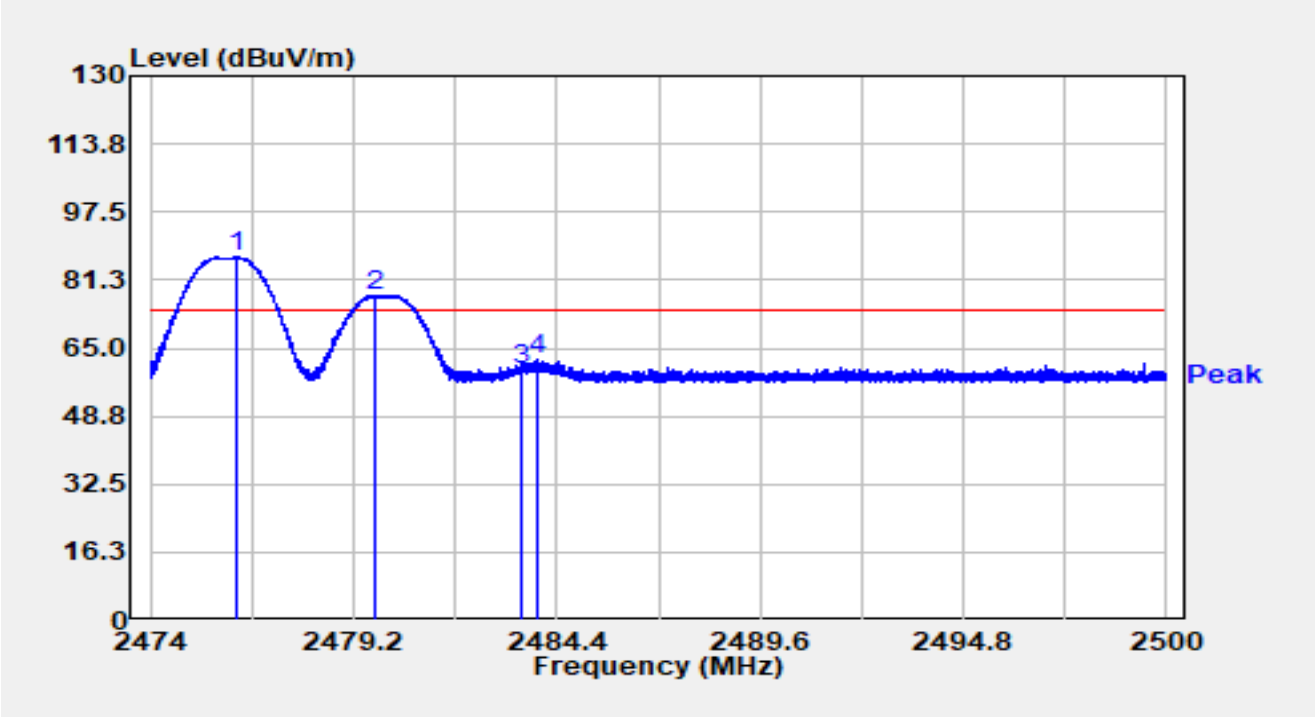

No	Mark	Frequency (MHz)	Reading (dBμV)	C.F (dB/m)	Measurement (dBμV/m)	Margin (dB)	Limit (dBμV/m)	Detector
1		2476.202	54.33	32.39	86.71	N/A	N/A	Peak
2		2479.720	45.24	32.38	77.63	N/A	N/A	Peak
3		2483.500	27.45	32.38	59.84	-14.16	74.00	Peak
4	*	2483.919	30.11	32.38	62.49	-11.51	74.00	Peak

Notes:

1. " *", means this data is the worst emission level.

2. C.F (dB/m) = Antenna Factor (dB/m) + Cable Loss (dB).

3. Measurement (dBμV/m) = Reading (dBμV) + C.F (dB/m).

Site	WZ-AC2	Test Date	2024-06-28
Test Engineer	Frank Xue	Temy	24.1°C/46.7%
Factor	BBHA 9120D_1457_1-18GHz	Polarity	Horizontal
EUT	ACCESS POINT	Test Voltage	120V/60Hz
Test Mode	Transmit at Ant 14 2480MHz Ant 72476MHz		

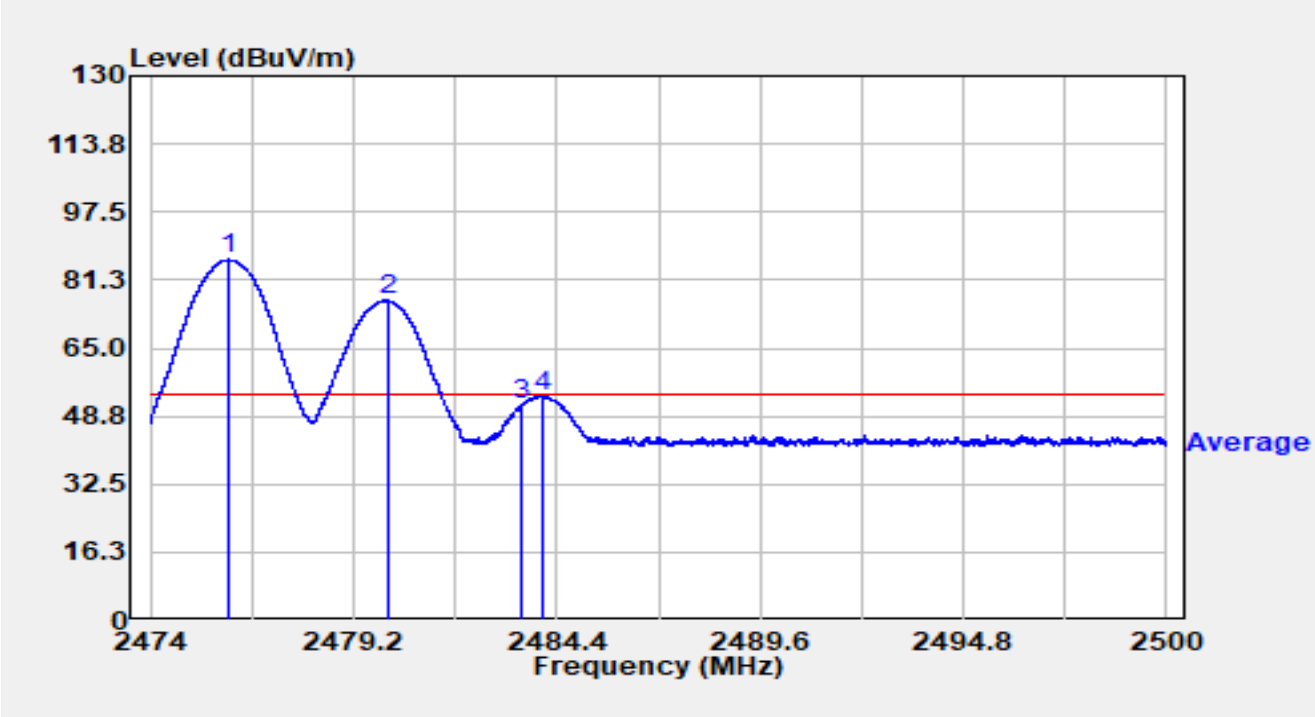

No	Mark	Frequency (MHz)	Reading (dBμV)	C.F (dB/m)	Measurement (dBμV/m)	Margin (dB)	Limit (dBμV/m)	Detector
1		2476.002	53.74	32.39	86.12	N/A	N/A	Average
2		2480.066	43.99	32.38	76.37	N/A	N/A	Average
3		2483.500	18.92	32.38	51.30	-2.70	54.00	Average
4	*	2484.062	21.18	32.38	53.56	-0.44	54.00	Average

Notes:

1. " *", means this data is the worst emission level.

2. C.F (dB/m) = Antenna Factor (dB/m) + Cable Loss (dB).

3. Measurement (dBμV/m) = Reading (dBμV) + C.F (dB/m).

Site	WZ-AC2	Test Date	2024-06-28
Test Engineer	Frank Xue	Temy	24.1°C/46.7%
Factor	BBHA 9120D_1457_1-18GHz	Polarity	Vertical
EUT	ACCESS POINT	Test Voltage	120V/60Hz
Test Mode	Transmit at Ant 14 2480MHz Ant 72476MHz		

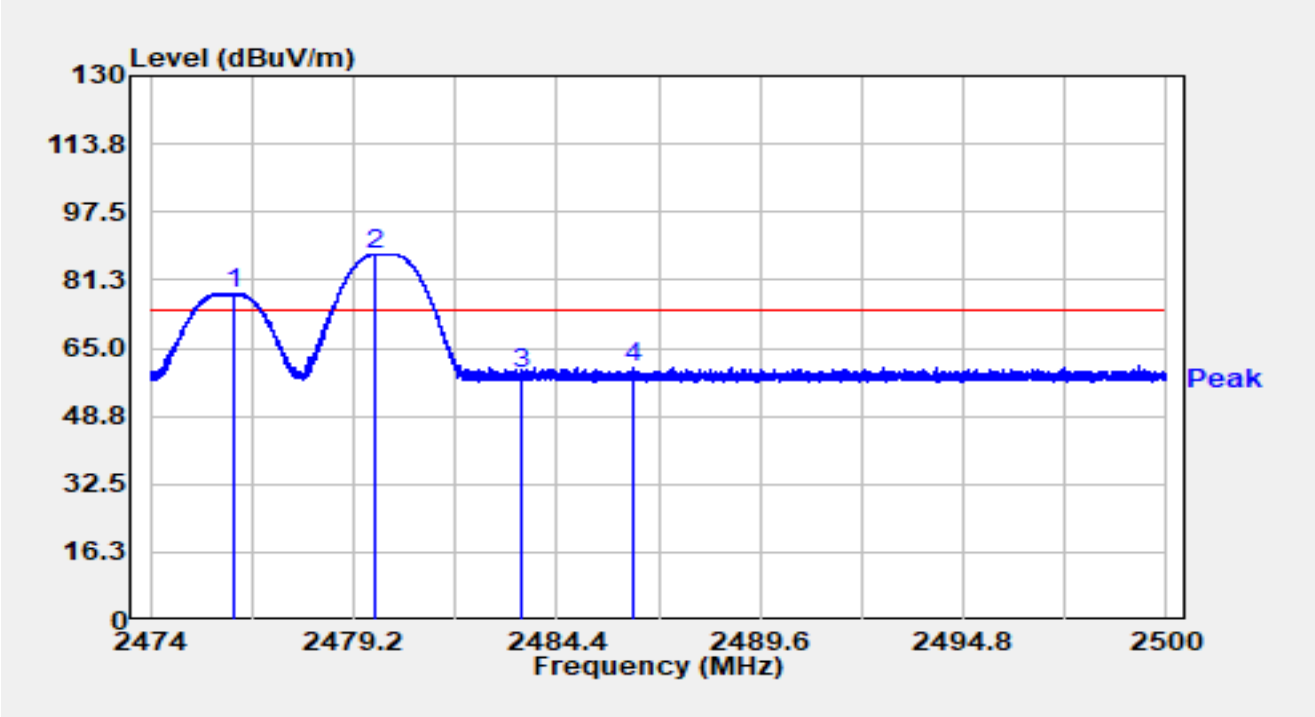

No	Mark	Frequency (MHz)	Reading (dBμV)	C.F (dB/m)	Measurement (dBμV/m)	Margin (dB)	Limit (dBμV/m)	Detector
1		2476.158	45.79	32.39	78.17	N/A	N/A	Peak
2		2479.762	55.05	32.38	87.43	N/A	N/A	Peak
3		2483.500	26.38	32.38	58.76	-15.24	74.00	Peak
4	*	2486.371	28.14	32.38	60.52	-13.48	74.00	Peak

Notes:

1. " *", means this data is the worst emission level.

2. C.F (dB/m) = Antenna Factor (dB/m) + Cable Loss (dB).

3. Measurement (dBμV/m) = Reading (dBμV) + C.F (dB/m).

Site	WZ-AC2	Test Date	2024-06-28
Test Engineer	Frank Xue	Temy	24.1°C/46.7%
Factor	BBHA 9120D_1457_1-18GHz	Polarity	Vertical
EUT	ACCESS POINT	Test Voltage	120V/60Hz
Test Mode	Transmit at Ant 14 2480MHz Ant 72476MHz		

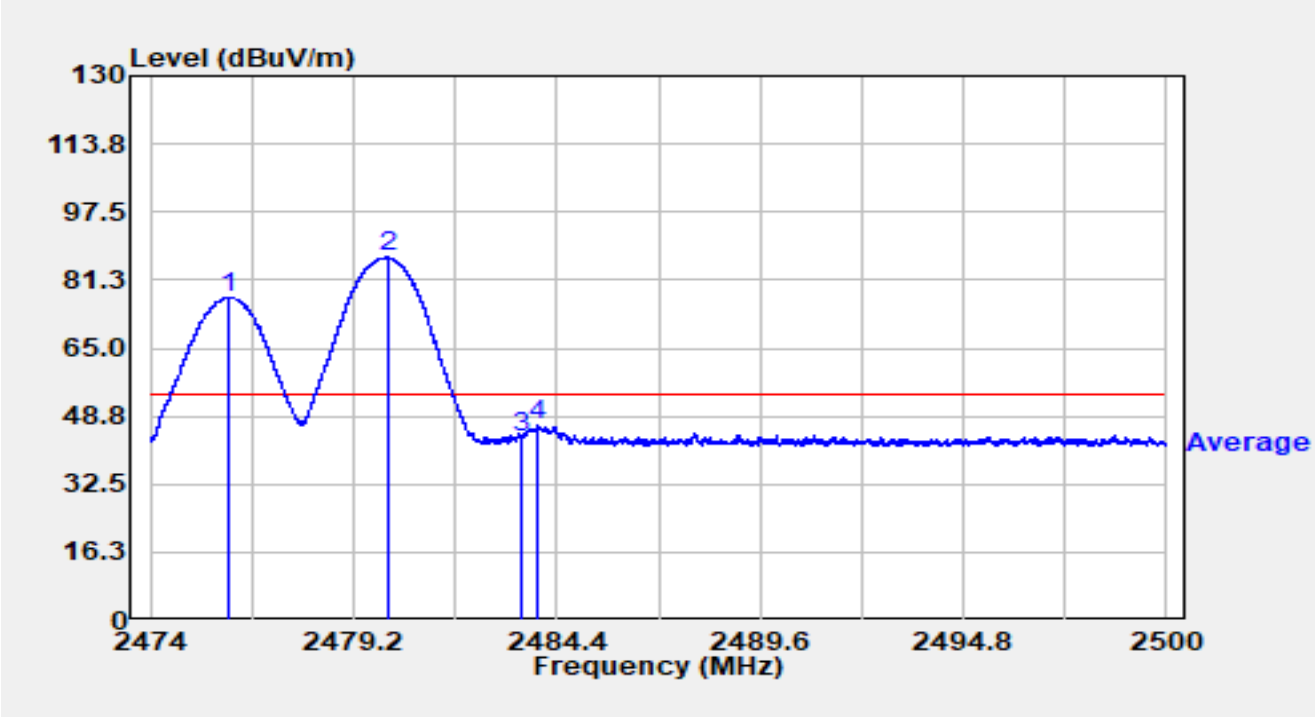

No	Mark	Frequency (MHz)	Reading (dBμV)	C.F (dB/m)	Measurement (dBμV/m)	Margin (dB)	Limit (dBμV/m)	Detector
1		2476.010	44.68	32.39	77.07	N/A	N/A	Average
2		2480.068	54.27	32.38	86.65	N/A	N/A	Average
3		2483.500	11.16	32.38	43.55	-10.45	54.00	Average
4	*	2483.914	14.06	32.38	46.44	-7.56	54.00	Average

Notes:

1. " *", means this data is the worst emission level.
2. C.F (dB/m) = Antenna Factor (dB/m) + Cable Loss (dB).
3. Measurement (dBμV/m) = Reading (dBμV) + C.F (dB/m).

Site	WZ-AC2	Test Date	2024-06-28
Test Engineer	Frank Xue	Temy	24.1°C/46.7%
Factor	BBHA 9120D_1457_1-18GHz	Polarity	Horizontal
EUT	ACCESS POINT	Test Voltage	120V/60Hz
Test Mode	Transmit at Ant 14 2480MHz Ant 72478MHz		

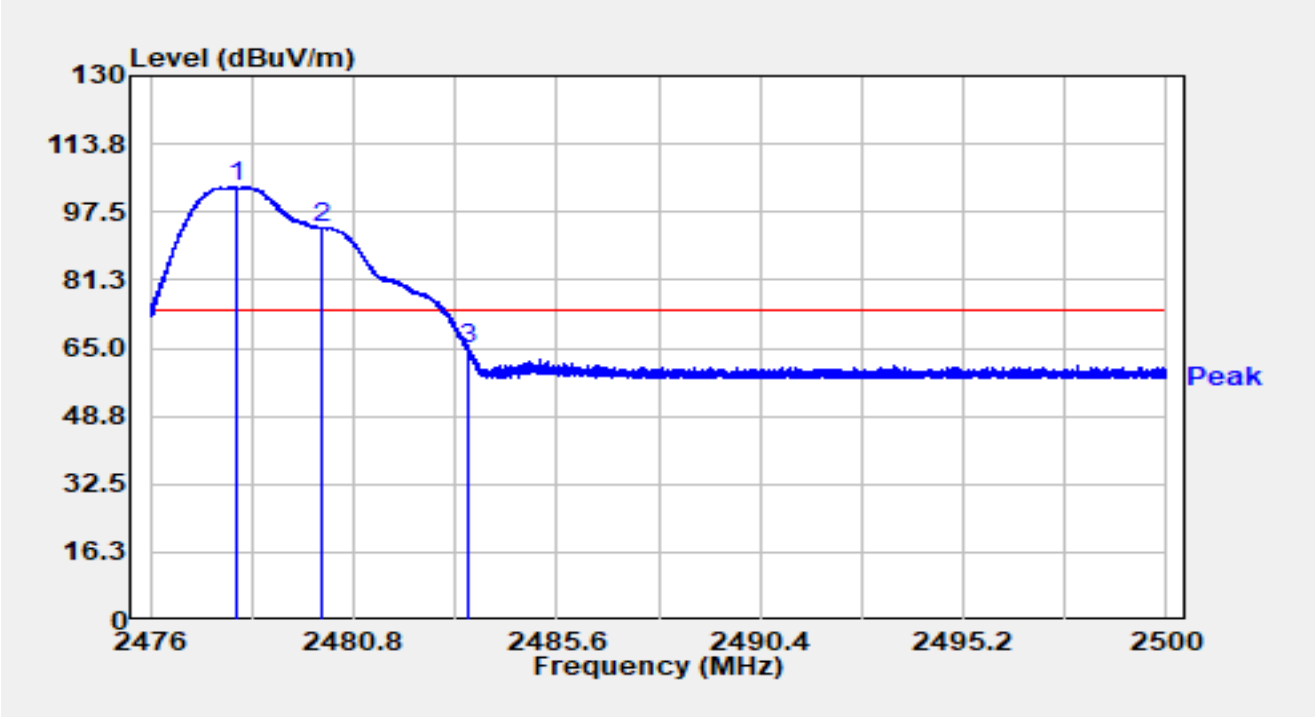

No	Mark	Frequency (MHz)	Reading (dBμV)	C.F (dB/m)	Measurement (dBμV/m)	Margin (dB)	Limit (dBμV/m)	Detector
1		2478.021	71.07	32.38	103.46	N/A	N/A	Peak
2		2480.068	61.50	32.38	93.88	N/A	N/A	Peak
3	*	2483.500	32.22	32.38	64.60	-9.40	74.00	Peak

Notes:

1. " *", means this data is the worst emission level.

2. C.F (dB/m) = Antenna Factor (dB/m) + Cable Loss (dB).

3. Measurement (dBμV/m) = Reading (dBμV) + C.F (dB/m).

Site	WZ-AC2	Test Date	2024-06-28
Test Engineer	Frank Xue	Temy	24.1°C/46.7%
Factor	BBHA 9120D_1457_1-18GHz	Polarity	Horizontal
EUT	ACCESS POINT	Test Voltage	120V/60Hz
Test Mode	Transmit at Ant 14 2480MHz Ant 72478MHz		

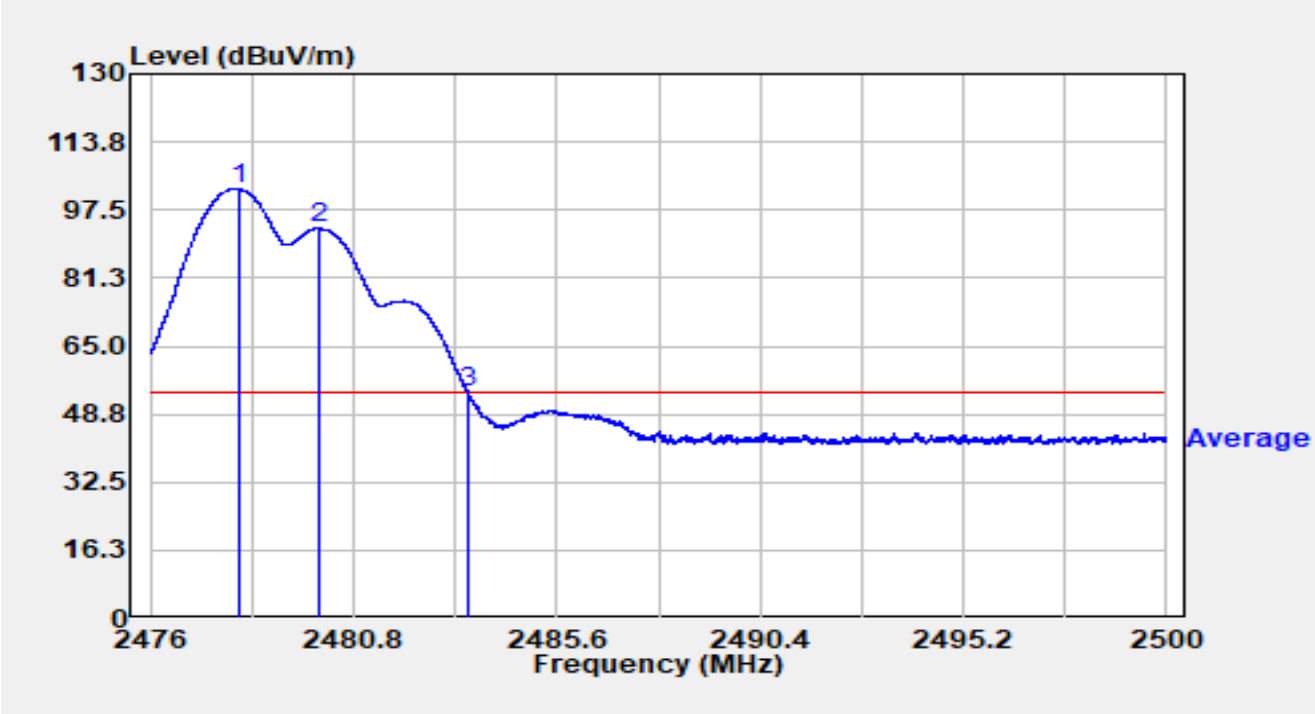

No	Mark	Frequency (MHz)	Reading (dBµV)	C.F (dB/m)	Measurement (dBµV/m)	Margin (dB)	Limit (dBµV/m)	Detector
1		2478.090	70.22	32.38	102.61	N/A	N/A	Average
2		2479.962	60.74	32.38	93.12	N/A	N/A	Average
3	*	2483.500	21.44	32.38	53.82	-0.18	54.00	Average

Notes:

1. " *", means this data is the worst emission level.

2. C.F (dB/m) = Antenna Factor (dB/m) + Cable Loss (dB).

3. Measurement (dBµV/m) = Reading (dBµV) + C.F (dB/m).

Site	WZ-AC2	Test Date	2024-06-28
Test Engineer	Frank Xue	Temy	24.1°C/46.7%
Factor	BBHA 9120D_1457_1-18GHz	Polarity	Vertical
EUT	ACCESS POINT	Test Voltage	120V/60Hz
Test Mode	Transmit at Ant 14 2480MHz Ant 72478MHz		

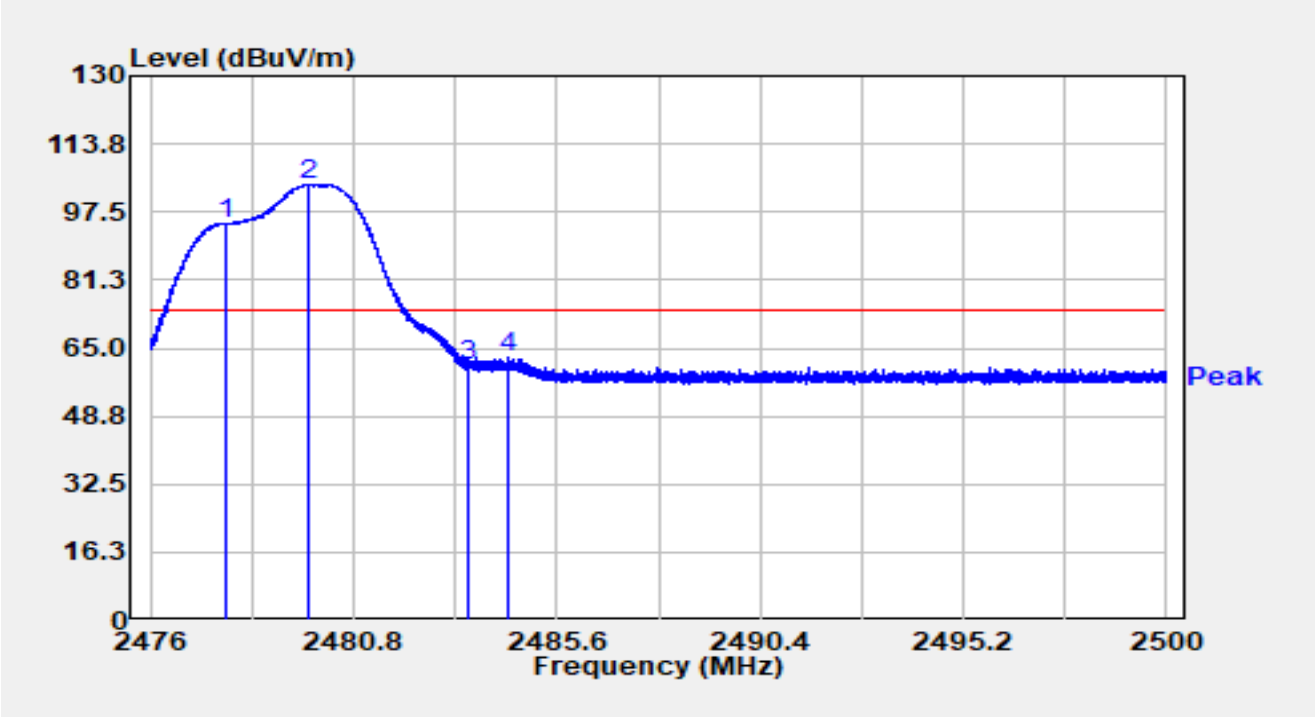

No	Mark	Frequency (MHz)	Reading (dBμV)	C.F (dB/m)	Measurement (dBμV/m)	Margin (dB)	Limit (dBμV/m)	Detector
1		2477.766	62.32	32.39	94.71	N/A	N/A	Peak
2		2479.710	71.60	32.38	103.98	N/A	N/A	Peak
3		2483.500	28.65	32.38	61.04	-12.96	74.00	Peak
4	*	2484.446	30.49	32.38	62.87	-11.13	74.00	Peak

Notes:

1. " *", means this data is the worst emission level.

2. C.F (dB/m) = Antenna Factor (dB/m) + Cable Loss (dB).

3. Measurement (dBμV/m) = Reading (dBμV) + C.F (dB/m).

Site	WZ-AC2	Test Date	2024-06-28
Test Engineer	Frank Xue	Temy	24.1°C/46.7%
Factor	BBHA 9120D_1457_1-18GHz	Polarity	Vertical
EUT	ACCESS POINT	Test Voltage	120V/60Hz
Test Mode	Transmit at Ant 14 2480MHz Ant 72478MHz		

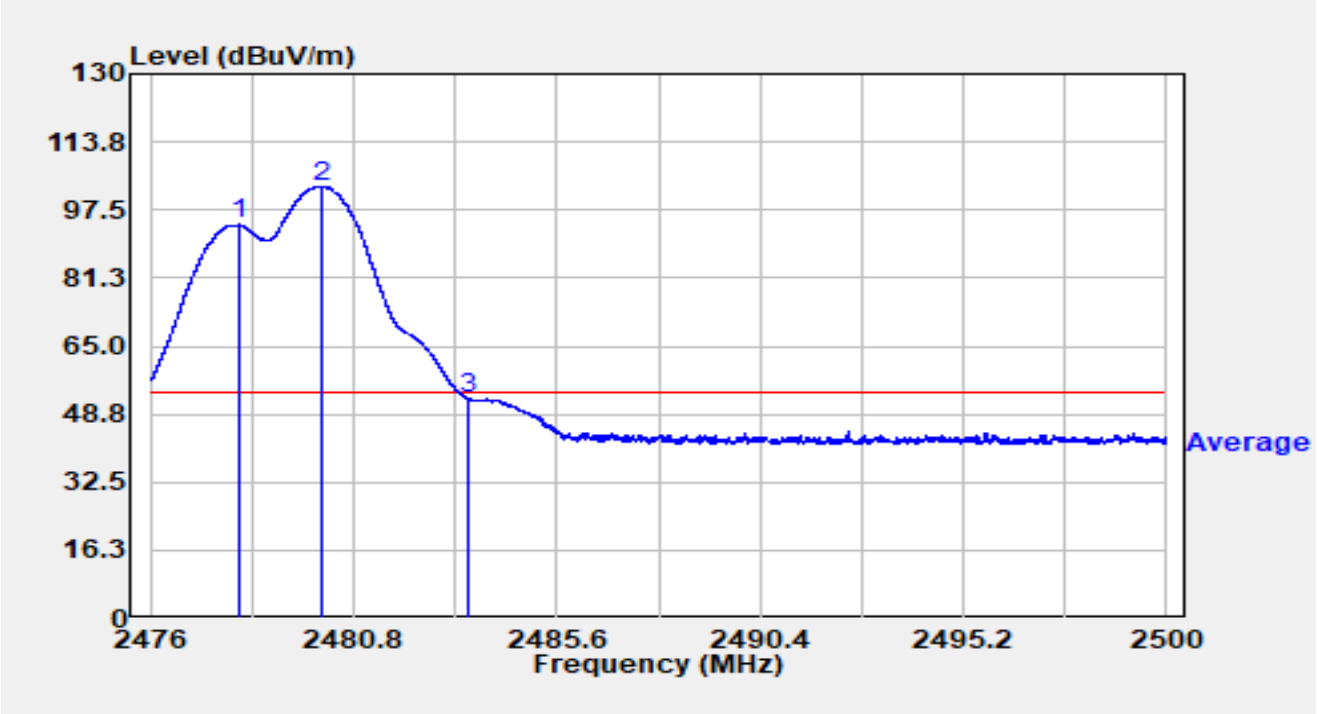

No	Mark	Frequency (MHz)	Reading (dBµV)	C.F (dB/m)	Measurement (dBµV/m)	Margin (dB)	Limit (dBµV/m)	Detector
1		2478.093	61.61	32.38	93.99	N/A	N/A	Average
2		2480.030	70.79	32.38	103.18	N/A	N/A	Average
3	*	2483.500	20.11	32.38	52.49	-1.51	54.00	Average

Notes:

1. " *", means this data is the worst emission level.

2. C.F (dB/m) = Antenna Factor (dB/m) + Cable Loss (dB).

3. Measurement (dBµV/m) = Reading (dBµV) + C.F (dB/m).

Different power value of two radios:

Core 0 Full Band + Core 1 Full Band

Site	WZ-AC2	Test Date	2024-07-03
Test Engineer	Bob Zhang	Temp./Humidity	25.5°C/56.8%
Factor	BBHA 9120D_1457_1-18GHz	Polarity	Horizontal
EUT	ACCESS POINT	Test Voltage	120V/60H
Test Mode	Transmit by Ant 8 2468MHz Ant 7 2474MHz		

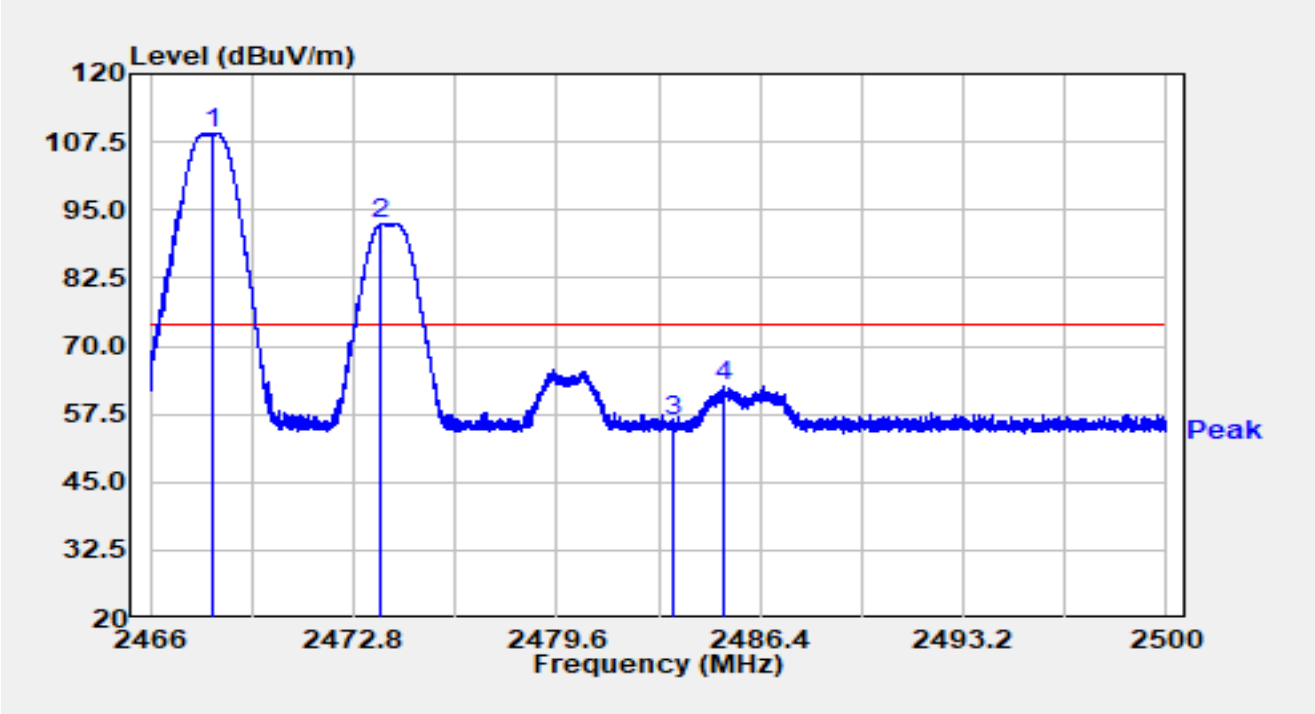

No	Mark	Frequency (MHz)	Reading (dBμV)	C.F (dB/m)	Measurement (dBμV/m)	Margin (dB)	Limit (dBμV/m)	Detector
1		2468.108	76.66	32.38	109.04	N/A	N/A	Peak
2		2473.711	60.12	32.39	92.51	N/A	N/A	Peak
3		2483.500	23.94	32.38	56.32	-17.68	74.00	Peak
4	*	2485.213	30.11	32.38	62.49	-11.51	74.00	Peak

Notes:

1. " *", means this data is the worst emission level.

2. C.F (dB/m) = Antenna Factor (dB/m) + Cable Loss (dB).

3. Measurement (dBμV/m) = Reading (dBμV) + C.F (dB/m).

Site	WZ-AC2	Test Date	2024-07-03
Test Engineer	Bob Zhang	Temp./Humidity	25.5°C/56.8%
Factor	BBHA 9120D_1457_1-18GHz	Polarity	Horizontal
EUT	ACCESS POINT	Test Voltage	120V/60H
Test Mode	Transmit by Ant 8 2468MHz Ant 7 2474MHz		

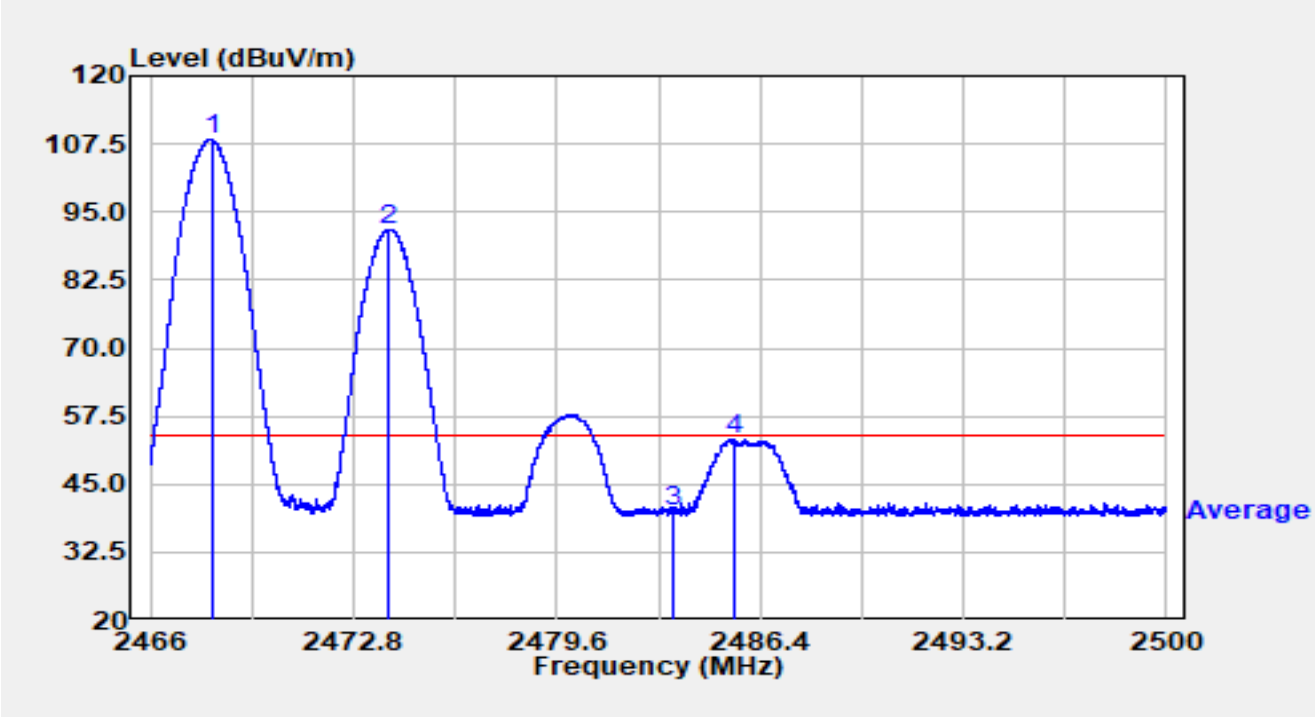

No	Mark	Frequency (MHz)	Reading (dBμV)	C.F (dB/m)	Measurement (dBμV/m)	Margin (dB)	Limit (dBμV/m)	Detector
1		2468.047	75.99	32.37	108.36	N/A	N/A	Average
2		2473.980	59.37	32.39	91.75	N/A	N/A	Average
3		2483.500	7.78	32.38	40.17	-13.83	54.00	Average
4	*	2485.509	20.96	32.38	53.34	-0.66	54.00	Average

Notes:

1. " *", means this data is the worst emission level.

2. C.F (dB/m) = Antenna Factor (dB/m) + Cable Loss (dB).

3. Measurement (dBμV/m) = Reading (dBμV) + C.F (dB/m).

Site	WZ-AC2	Test Date	2024-07-03
Test Engineer	Bob Zhang	Temp./Humidity	25.5°C/56.8%
Factor	BBHA 9120D_1457_1-18GHz	Polarity	Vertical
EUT	ACCESS POINT	Test Voltage	120V/60H
Test Mode	Transmit by Ant 8 2468MHz Ant 7 2474MHz		

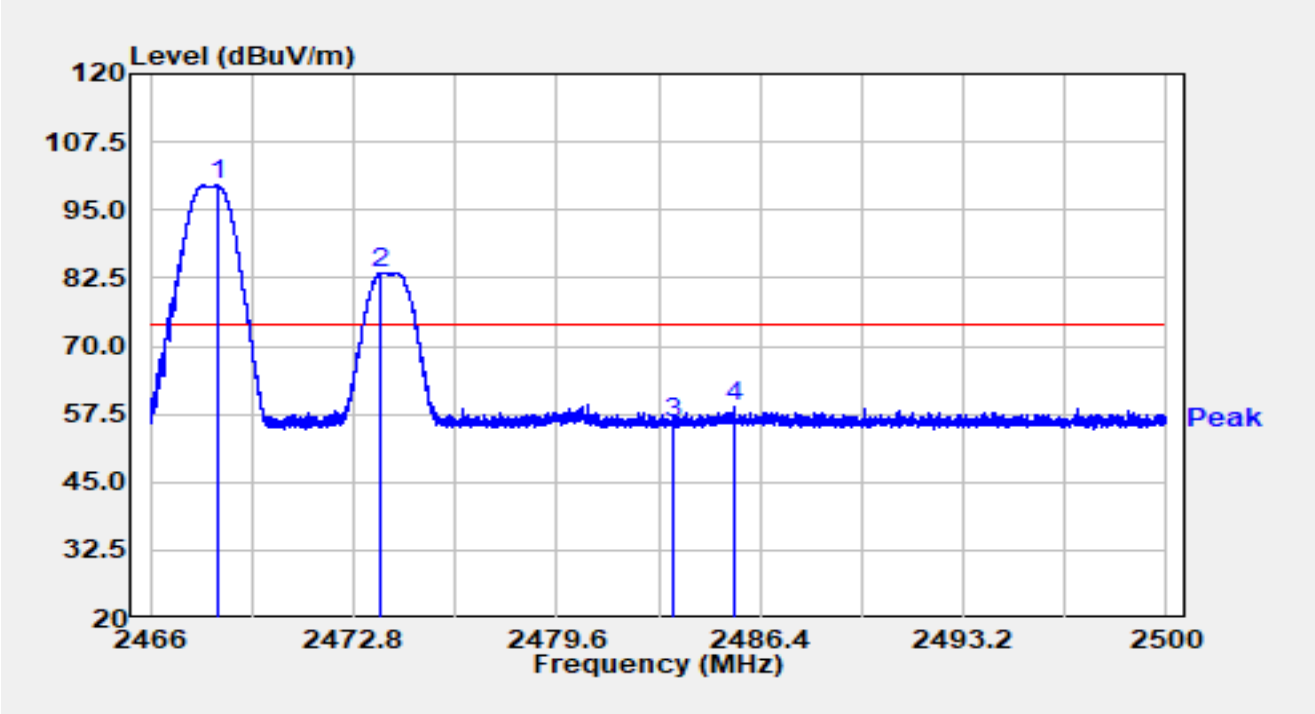

No	Mark	Frequency (MHz)	Reading (dBμV)	C.F (dB/m)	Measurement (dBμV/m)	Margin (dB)	Limit (dBμV/m)	Detector
1		2468.234	67.14	32.38	99.51	N/A	N/A	Peak
2		2473.684	51.19	32.39	83.57	N/A	N/A	Peak
3		2483.500	23.42	32.38	55.80	-18.20	74.00	Peak
4	*	2485.570	26.34	32.38	58.72	-15.28	74.00	Peak

Notes:

1. " *", means this data is the worst emission level.

2. C.F (dB/m) = Antenna Factor (dB/m) + Cable Loss (dB).

3. Measurement (dBμV/m) = Reading (dBμV) + C.F (dB/m).

Site	WZ-AC2	Test Date	2024-07-03
Test Engineer	Bob Zhang	Temp./Humidity	25.5°C/56.8%
Factor	BBHA 9120D_1457_1-18GHz	Polarity	Vertical
EUT	ACCESS POINT	Test Voltage	120V/60H
Test Mode	Transmit by Ant 8 2468MHz Ant 7 2474MHz		

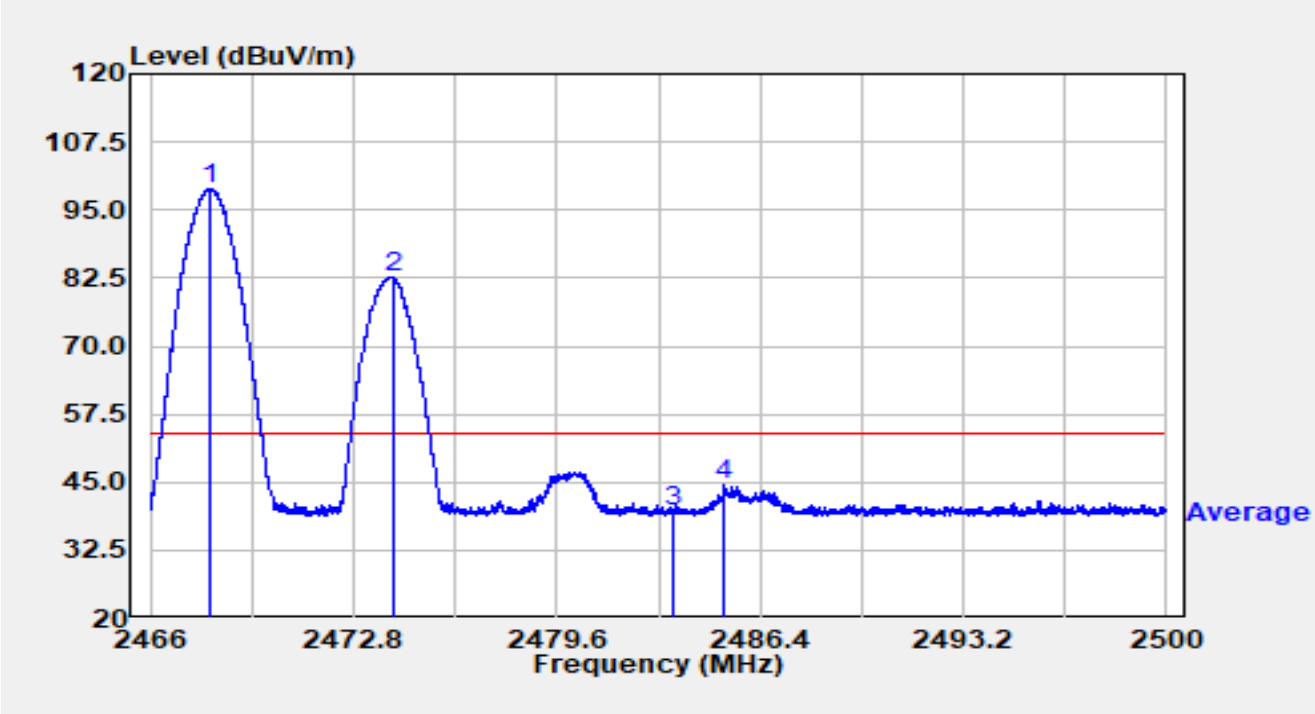

No	Mark	Frequency (MHz)	Reading (dBµV)	C.F (dB/m)	Measurement (dBµV/m)	Margin (dB)	Limit (dBµV/m)	Detector
1		2467.999	66.45	32.37	98.82	N/A	N/A	Average
2		2474.109	50.34	32.39	82.73	N/A	N/A	Average
3		2483.500	7.05	32.38	39.44	-14.56	54.00	Average
4	*	2485.183	12.04	32.38	44.42	-9.58	54.00	Average

Notes:

1. " *", means this data is the worst emission level.

2. C.F (dB/m) = Antenna Factor (dB/m) + Cable Loss (dB).

3. Measurement (dBµV/m) = Reading (dBµV) + C.F (dB/m).

Site	WZ-AC2	Test Date	2024-07-03
Test Engineer	Bob Zhang	Temp./Humidity	25.5°C/56.8%
Factor	BBHA 9120D_1457_1-18GHz	Polarity	Horizontal
EUT	ACCESS POINT	Test Voltage	120V/60H
Test Mode	Transmit by Ant 8 2468MHz Ant 7 2476MHz		

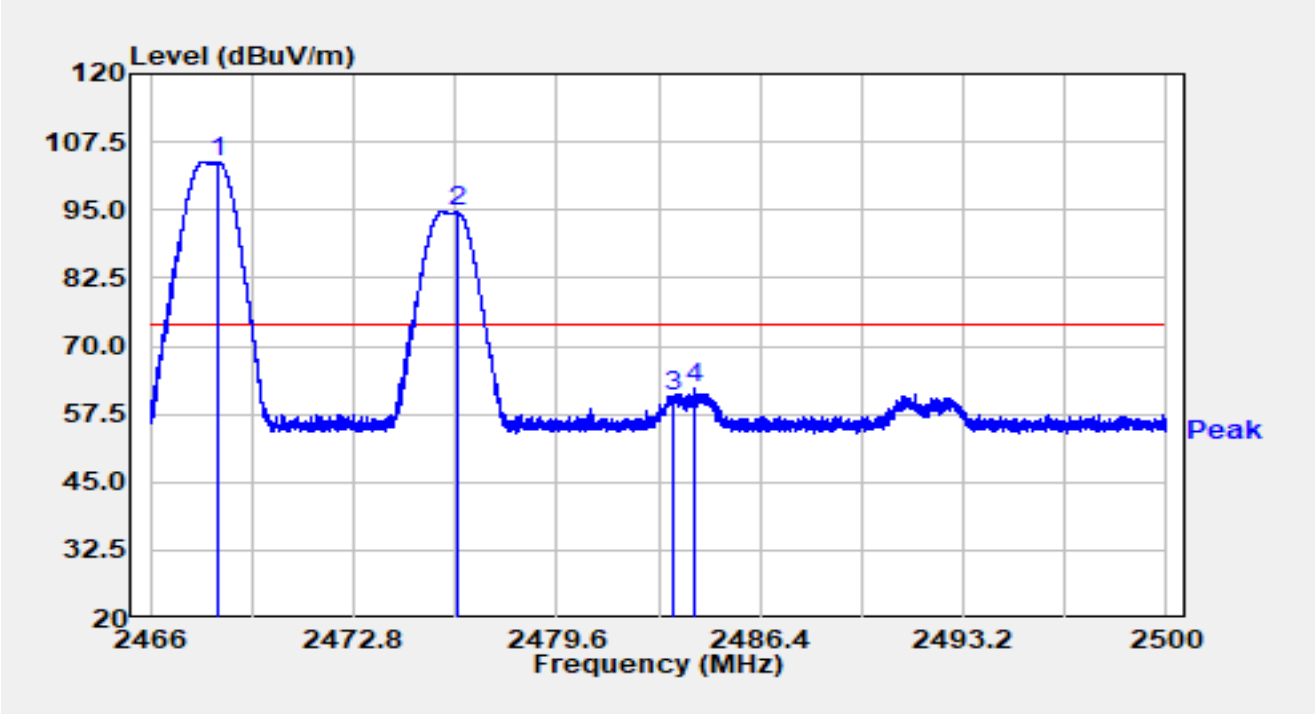

No	Mark	Frequency (MHz)	Reading (dBμV)	C.F (dB/m)	Measurement (dBμV/m)	Margin (dB)	Limit (dBμV/m)	Detector
1		2468.230	71.42	32.38	103.80	N/A	N/A	Peak
2		2476.278	62.28	32.39	94.67	N/A	N/A	Peak
3		2483.500	28.34	32.38	60.72	-13.28	74.00	Peak
4	*	2484.197	29.79	32.38	62.18	-11.82	74.00	Peak

Notes:

1. " *", means this data is the worst emission level.

2. C.F (dB/m) = Antenna Factor (dB/m) + Cable Loss (dB).

3. Measurement (dBμV/m) = Reading (dBμV) + C.F (dB/m).

Site	WZ-AC2	Test Date	2024-07-03
Test Engineer	Bob Zhang	Temp./Humidity	25.5°C/56.8%
Factor	BBHA 9120D_1457_1-18GHz	Polarity	Horizontal
EUT	ACCESS POINT	Test Voltage	120V/60H
Test Mode	Transmit by Ant 8 2468MHz Ant 7 2476MHz		

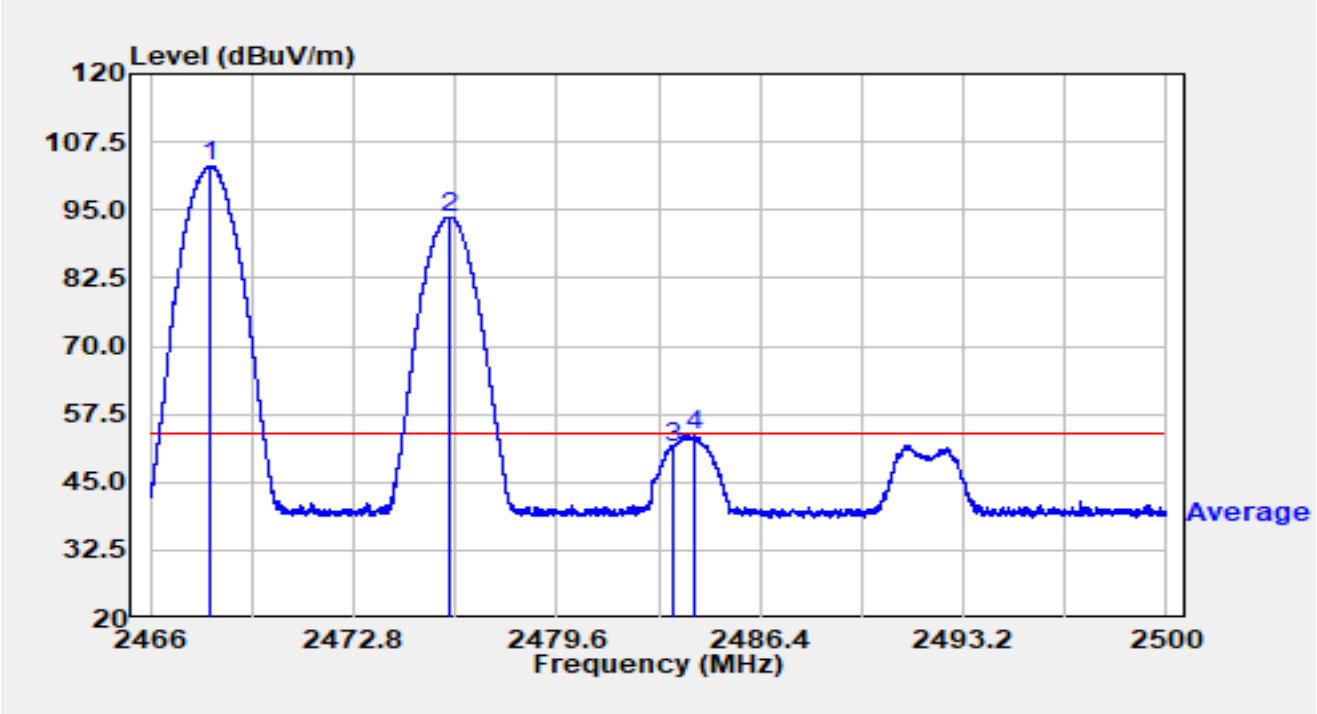

No	Mark	Frequency (MHz)	Reading (dBµV)	C.F (dB/m)	Measurement (dBµV/m)	Margin (dB)	Limit (dBµV/m)	Detector
1		2467.996	70.75	32.37	103.13	N/A	N/A	Average
2		2475.969	61.35	32.39	93.73	N/A	N/A	Average
3		2483.500	18.96	32.38	51.34	-2.66	54.00	Average
4	*	2484.207	21.20	32.38	53.58	-0.42	54.00	Average

Notes:

1. " *", means this data is the worst emission level.

2. C.F (dB/m) = Antenna Factor (dB/m) + Cable Loss (dB).

3. Measurement (dBµV/m) = Reading (dBµV) + C.F (dB/m).

Site	WZ-AC2	Test Date	2024-07-03
Test Engineer	Bob Zhang	Temp./Humidity	25.5°C/56.8%
Factor	BBHA 9120D_1457_1-18GHz	Polarity	Vertical
EUT	ACCESS POINT	Test Voltage	120V/60H
Test Mode	Transmit by Ant 8 2468MHz Ant 7 2476MHz		

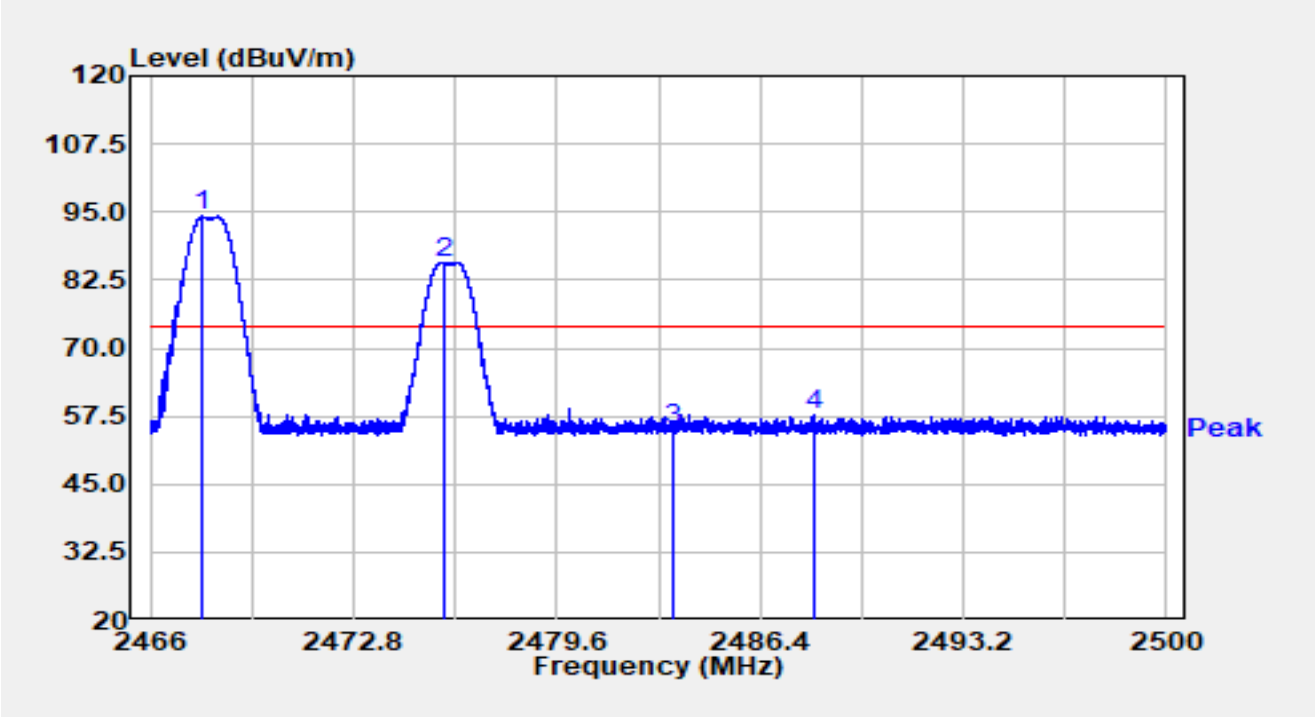

No	Mark	Frequency (MHz)	Reading (dBμV)	C.F (dB/m)	Measurement (dBμV/m)	Margin (dB)	Limit (dBμV/m)	Detector
1	*	2467.765	61.84	32.37	94.21	20.21	74.00	Peak
2		2475.799	53.45	32.39	85.84	11.84	74.00	Peak
3		2483.500	22.75	32.38	55.14	-18.86	74.00	Peak
4		2488.171	25.40	32.38	57.78	-16.22	74.00	Peak

Notes:

1. " *", means this data is the worst emission level.

2. C.F (dB/m) = Antenna Factor (dB/m) + Cable Loss (dB).

3. Measurement (dBμV/m) = Reading (dBμV) + C.F (dB/m).

Site	WZ-AC2	Test Date	2024-07-03
Test Engineer	Bob Zhang	Temp./Humidity	25.5°C/56.8%
Factor	BBHA 9120D_1457_1-18GHz	Polarity	Vertical
EUT	ACCESS POINT	Test Voltage	120V/60H
Test Mode	Transmit by Ant 8 2468MHz Ant 7 2476MHz		

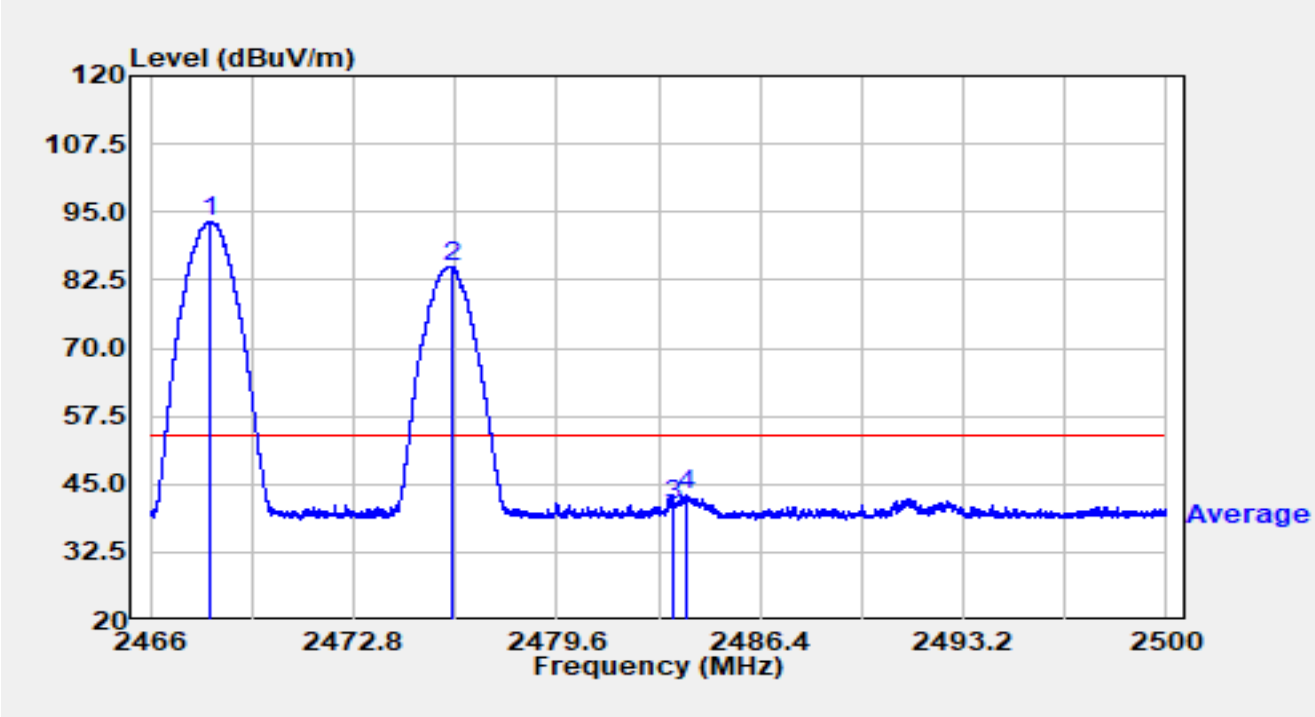

No	Mark	Frequency (MHz)	Reading (dBμV)	C.F (dB/m)	Measurement (dBμV/m)	Margin (dB)	Limit (dBμV/m)	Detector
1		2468.020	60.95	32.37	93.32	N/A	N/A	Average
2		2476.064	52.57	32.39	84.96	N/A	N/A	Average
3		2483.500	8.66	32.38	41.05	-12.95	54.00	Average
4	*	2483.966	10.77	32.38	43.16	-10.84	54.00	Average

Notes:

1. " *", means this data is the worst emission level.
2. C.F (dB/m) = Antenna Factor (dB/m) + Cable Loss (dB).
3. Measurement (dBμV/m) = Reading (dBμV) + C.F (dB/m).

Site	WZ-AC2	Test Date	2024-07-03
Test Engineer	Bob Zhang	Temp./Humidity	25.5°C/56.8%
Factor	BBHA 9120D_1457_1-18GHz	Polarity	Horizontal
EUT	ACCESS POINT	Test Voltage	120V/60H
Test Mode	Transmit by Ant 8 2468MHz Ant 7 2478MHz		

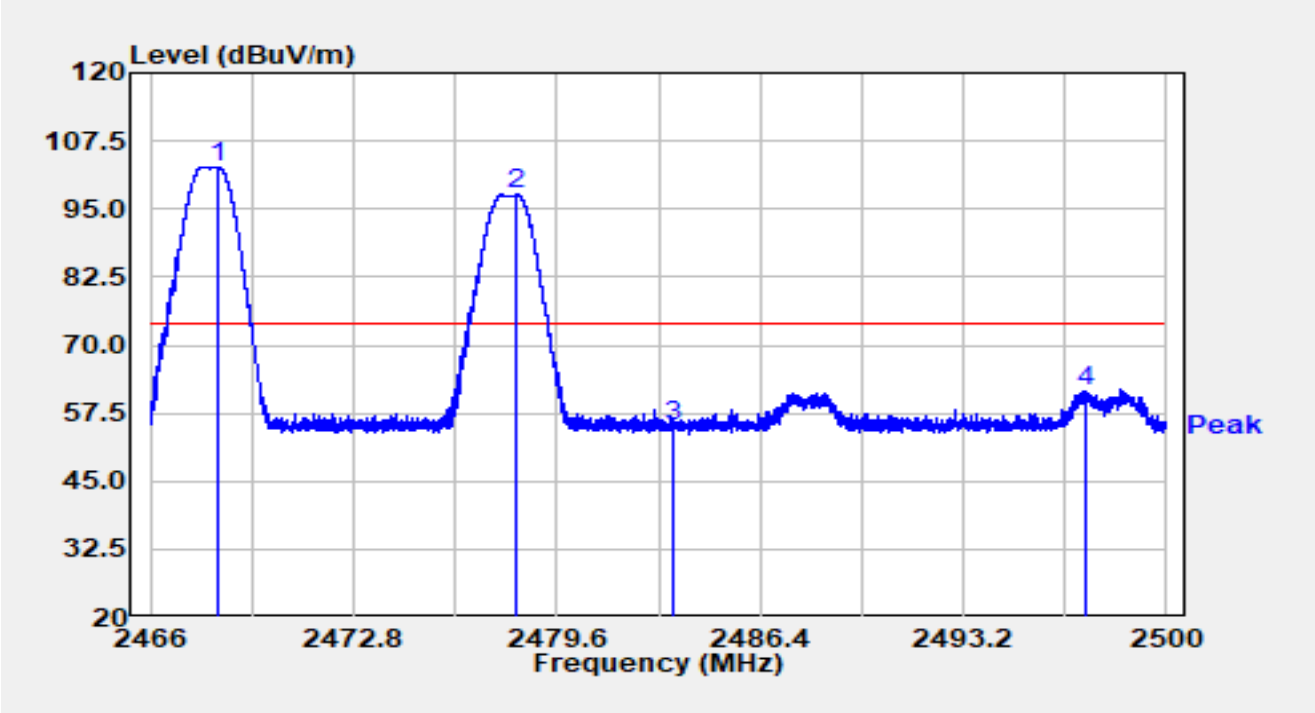

No	Mark	Frequency (MHz)	Reading (dBμV)	C.F (dB/m)	Measurement (dBμV/m)	Margin (dB)	Limit (dBμV/m)	Detector
1		2468.244	70.41	32.38	102.78	N/A	N/A	Peak
2		2478.271	65.20	32.38	97.59	N/A	N/A	Peak
3		2483.500	22.76	32.38	55.14	-18.86	74.00	Peak
4	*	2497.331	29.10	32.40	61.50	-12.50	74.00	Peak

Notes:

1. " *", means this data is the worst emission level.

2. C.F (dB/m) = Antenna Factor (dB/m) + Cable Loss (dB).

3. Measurement (dBμV/m) = Reading (dBμV) + C.F (dB/m).

Site	WZ-AC2	Test Date	2024-07-03
Test Engineer	Bob Zhang	Temp./Humidity	25.5°C/56.8%
Factor	BBHA 9120D_1457_1-18GHz	Polarity	Horizontal
EUT	ACCESS POINT	Test Voltage	120V/60H
Test Mode	Transmit by Ant 8 2468MHz Ant 7 2478MHz		

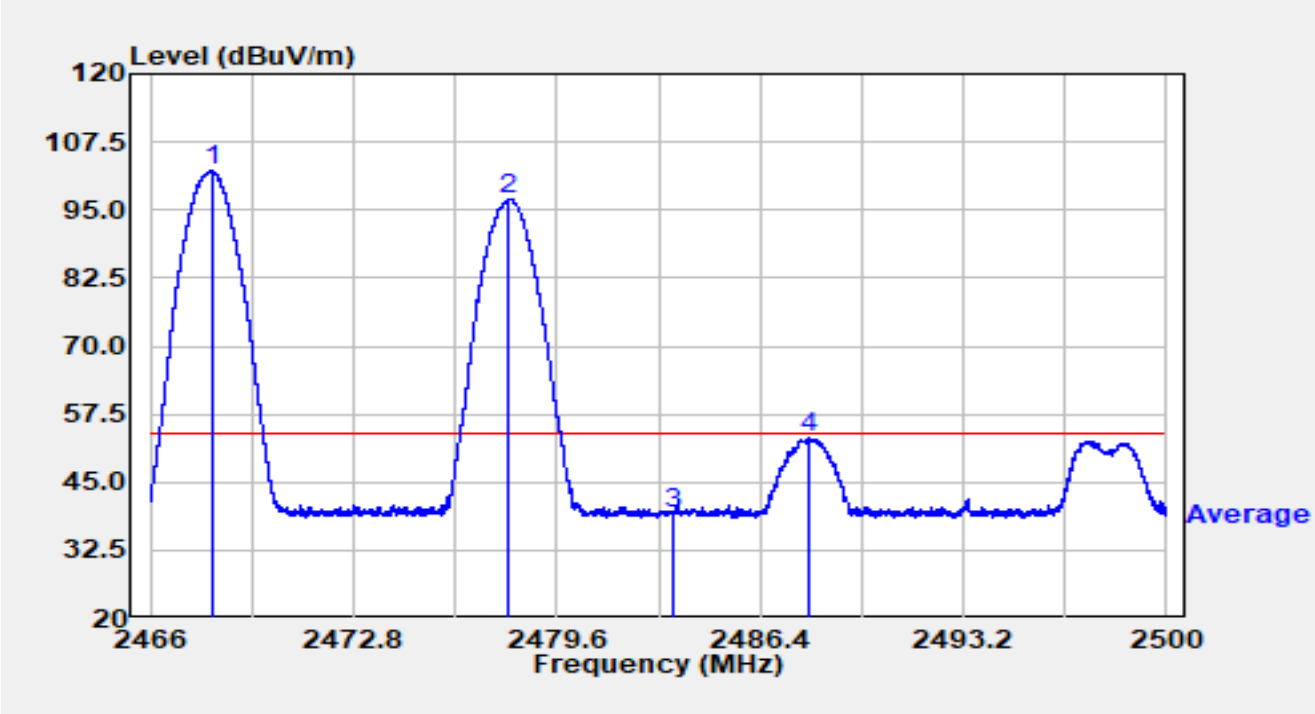

No	Mark	Frequency (MHz)	Reading (dBμV)	C.F (dB/m)	Measurement (dBμV/m)	Margin (dB)	Limit (dBμV/m)	Detector
1		2468.064	69.83	32.37	102.20	N/A	N/A	Average
2		2477.995	64.57	32.38	96.96	N/A	N/A	Average
3		2483.500	6.83	32.38	39.22	-14.78	54.00	Average
4	*	2488.035	20.69	32.38	53.07	-0.93	54.00	Average

Notes:

1. " *", means this data is the worst emission level.
2. C.F (dB/m) = Antenna Factor (dB/m) + Cable Loss (dB).
3. Measurement (dBμV/m) = Reading (dBμV) + C.F (dB/m).

Site	WZ-AC2	Test Date	2024-07-03
Test Engineer	Bob Zhang	Temp./Humidity	25.5°C/56.8%
Factor	BBHA 9120D_1457_1-18GHz	Polarity	Vertical
EUT	ACCESS POINT	Test Voltage	120V/60H
Test Mode	Transmit by Ant 8 2468MHz Ant 7 2478MHz		

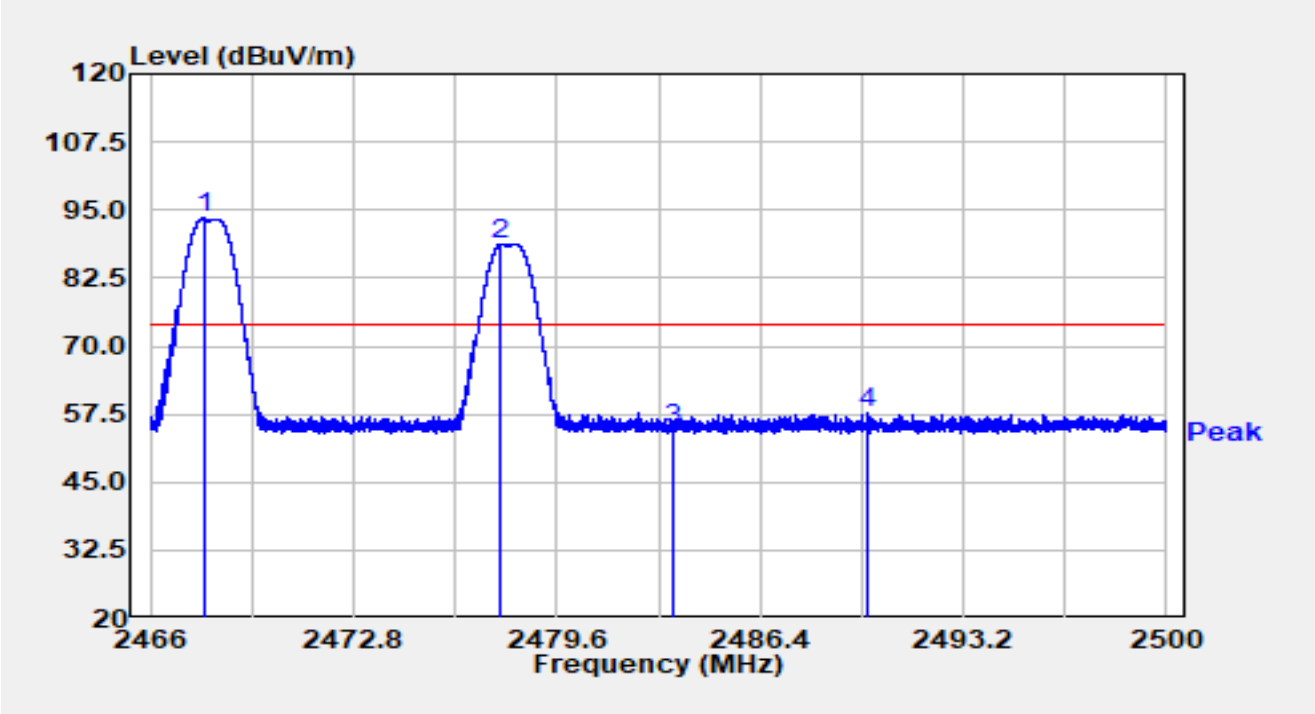

No	Mark	Frequency (MHz)	Reading (dBμV)	C.F (dB/m)	Measurement (dBμV/m)	Margin (dB)	Limit (dBμV/m)	Detector
1		2467.781	61.03	32.37	93.40	N/A	N/A	Peak
2		2477.730	56.47	32.39	88.85	N/A	N/A	Peak
3		2483.500	22.23	32.38	54.61	-19.39	74.00	Peak
4	*	2490.011	25.28	32.38	57.66	-16.34	74.00	Peak

Notes:

1. " *", means this data is the worst emission level.

2. C.F (dB/m) = Antenna Factor (dB/m) + Cable Loss (dB).

3. Measurement (dBμV/m) = Reading (dBμV) + C.F (dB/m).

Site	WZ-AC2	Test Date	2024-07-03
Test Engineer	Bob Zhang	Temp./Humidity	25.5°C/56.8%
Factor	BBHA 9120D_1457_1-18GHz	Polarity	Vertical
EUT	ACCESS POINT	Test Voltage	120V/60H
Test Mode	Transmit by Ant 8 2468MHz Ant 7 2478MHz		

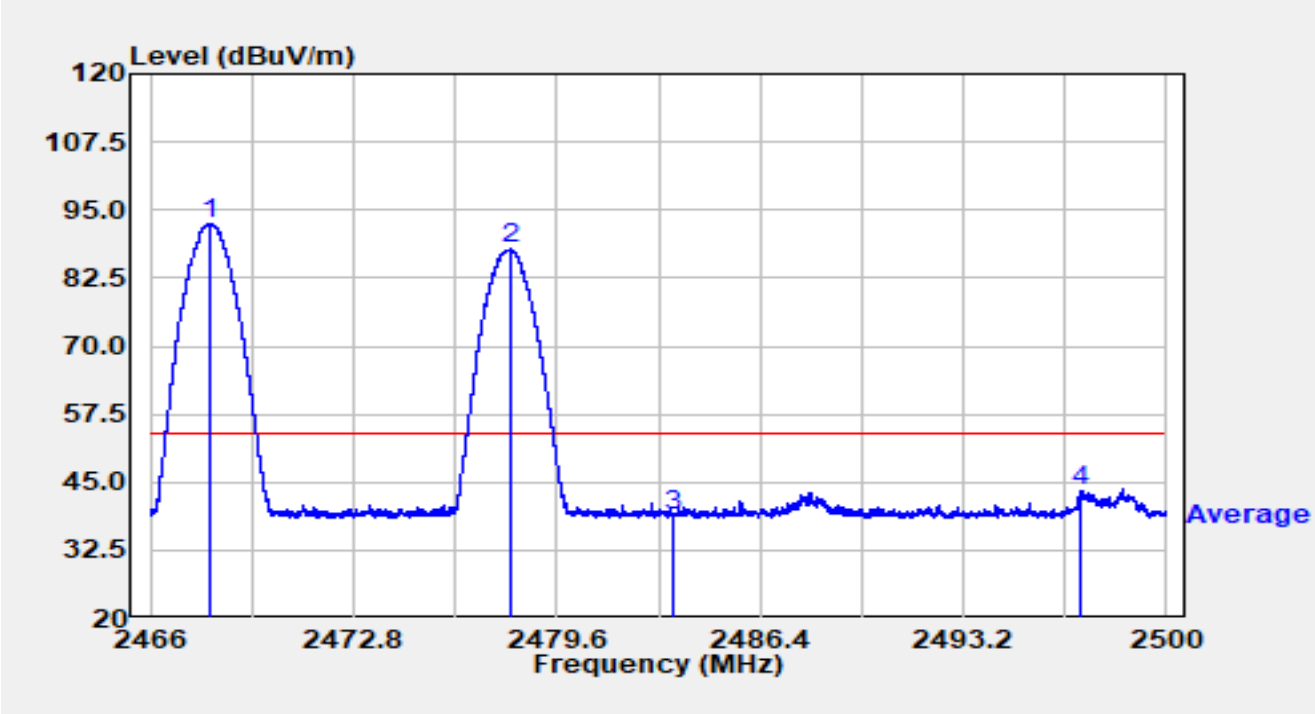

No	Mark	Frequency (MHz)	Reading (dBµV)	C.F (dB/m)	Measurement (dBµV/m)	Margin (dB)	Limit (dBµV/m)	Detector
1		2467.979	60.14	32.37	92.52	N/A	N/A	Average
2		2478.033	55.39	32.38	87.78	N/A	N/A	Average
3		2483.500	6.46	32.38	38.84	-15.16	54.00	Average
4	*	2497.154	10.98	32.40	43.37	-10.63	54.00	Average

Notes:

1. " *", means this data is the worst emission level.

2. C.F (dB/m) = Antenna Factor (dB/m) + Cable Loss (dB).

3. Measurement (dBµV/m) = Reading (dBµV) + C.F (dB/m).

Site	WZ-AC2	Test Date	2024-07-03
Test Engineer	Bob Zhang	Temp./Humidity	25.5°C/56.8%
Factor	BBHA 9120D_1457_1-18GHz	Polarity	Horizontal
EUT	ACCESS POINT	Test Voltage	120V/60H
Test Mode	Transmit by Ant 8 2468MHz Ant 7 2480MHz		

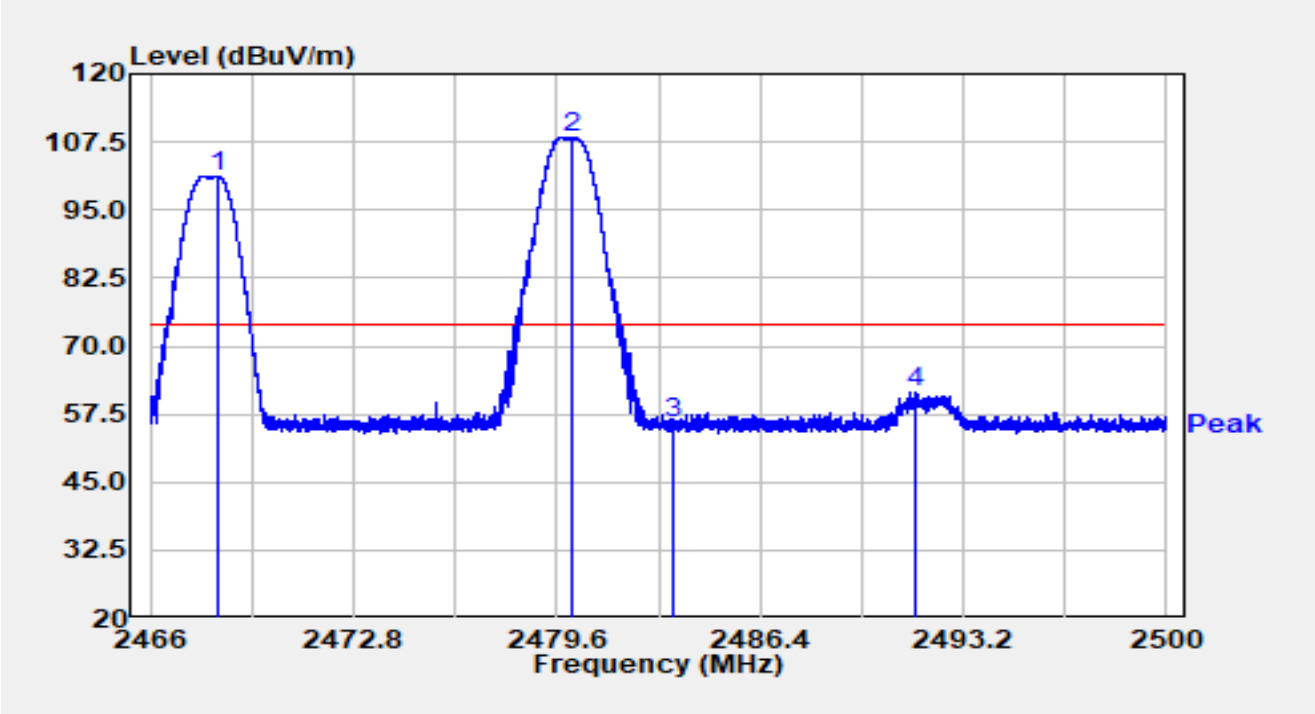

No	Mark	Frequency (MHz)	Reading (dBμV)	C.F (dB/m)	Measurement (dBμV/m)	Margin (dB)	Limit (dBμV/m)	Detector
1		2468.244	68.83	32.38	101.20	N/A	N/A	Peak
2		2480.120	75.92	32.38	108.31	N/A	N/A	Peak
3		2483.500	23.40	32.38	55.79	-18.21	74.00	Peak
4	*	2491.639	29.00	32.38	61.38	-12.62	74.00	Peak

Notes:

1. " *", means this data is the worst emission level.

2. C.F (dB/m) = Antenna Factor (dB/m) + Cable Loss (dB).

3. Measurement (dBμV/m) = Reading (dBμV) + C.F (dB/m).

Site	WZ-AC2	Test Date	2024-07-03
Test Engineer	Bob Zhang	Temp./Humidity	25.5°C/56.8%
Factor	BBHA 9120D_1457_1-18GHz	Polarity	Horizontal
EUT	ACCESS POINT	Test Voltage	120V/60H
Test Mode	Transmit by Ant 8 2468MHz Ant 7 2480MHz		

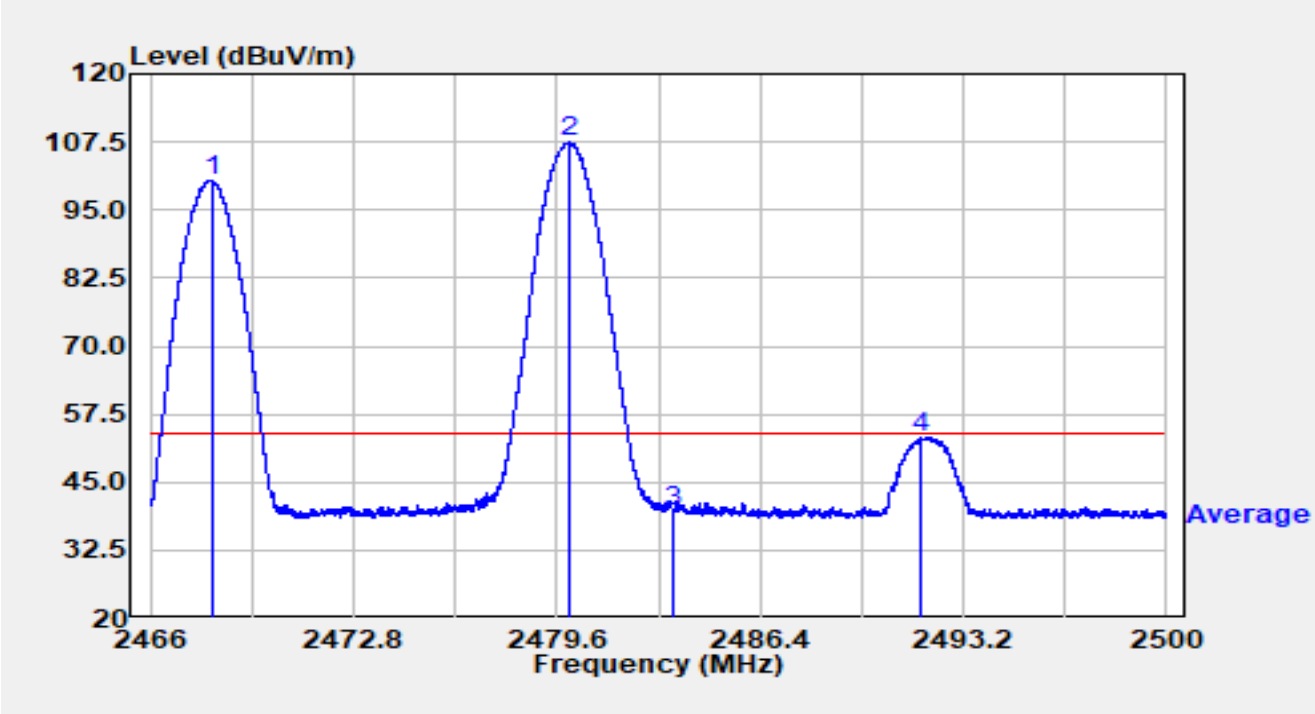

No	Mark	Frequency (MHz)	Reading (dBµV)	C.F (dB/m)	Measurement (dBµV/m)	Margin (dB)	Limit (dBµV/m)	Detector
1		2468.071	67.96	32.37	100.34	N/A	N/A	Average
2		2480.032	75.04	32.38	107.42	N/A	N/A	Average
3		2483.500	7.31	32.38	39.69	-14.31	54.00	Average
4	*	2491.772	20.91	32.38	53.29	-0.71	54.00	Average

Notes:

1. " *", means this data is the worst emission level.

2. C.F (dB/m) = Antenna Factor (dB/m) + Cable Loss (dB).

3. Measurement (dBµV/m) = Reading (dBµV) + C.F (dB/m).

Site	WZ-AC2	Test Date	2024-07-03
Test Engineer	Bob Zhang	Temp./Humidity	25.5°C/56.8%
Factor	BBHA 9120D_1457_1-18GHz	Polarity	Vertical
EUT	ACCESS POINT	Test Voltage	120V/60H
Test Mode	Transmit by Ant 8 2468MHz Ant 7 2480MHz		

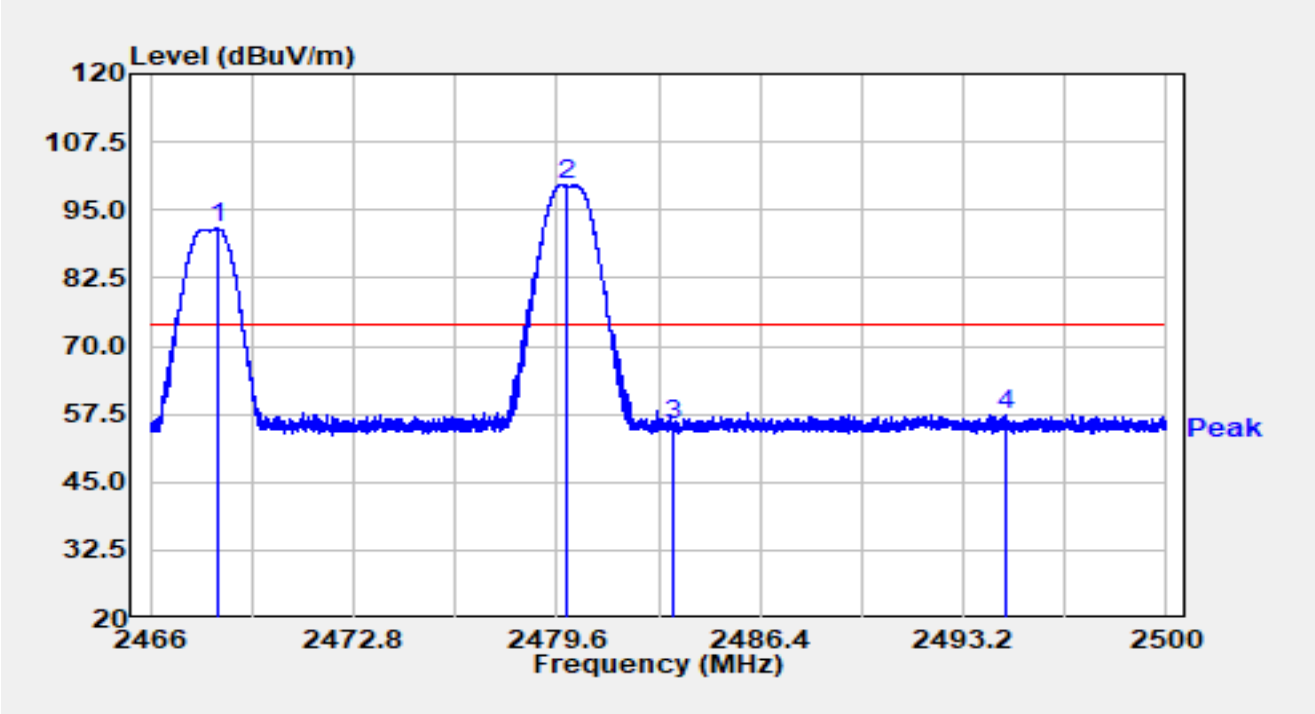

No	Mark	Frequency (MHz)	Reading (dBμV)	C.F (dB/m)	Measurement (dBμV/m)	Margin (dB)	Limit (dBμV/m)	Detector
1		2468.234	59.16	32.38	91.54	N/A	N/A	Peak
2		2479.930	67.30	32.38	99.69	N/A	N/A	Peak
3		2483.500	23.01	32.38	55.39	-18.61	74.00	Peak
4	*	2494.584	25.11	32.39	57.49	-16.51	74.00	Peak

Notes:

1. " *", means this data is the worst emission level.

2. C.F (dB/m) = Antenna Factor (dB/m) + Cable Loss (dB).

3. Measurement (dBμV/m) = Reading (dBμV) + C.F (dB/m).

Site	WZ-AC2	Test Date	2024-07-03
Test Engineer	Bob Zhang	Temp./Humidity	25.5°C/56.8%
Factor	BBHA 9120D_1457_1-18GHz	Polarity	Vertical
EUT	ACCESS POINT	Test Voltage	120V/60H
Test Mode	Transmit by Ant 8 2468MHz Ant 7 2480MHz		

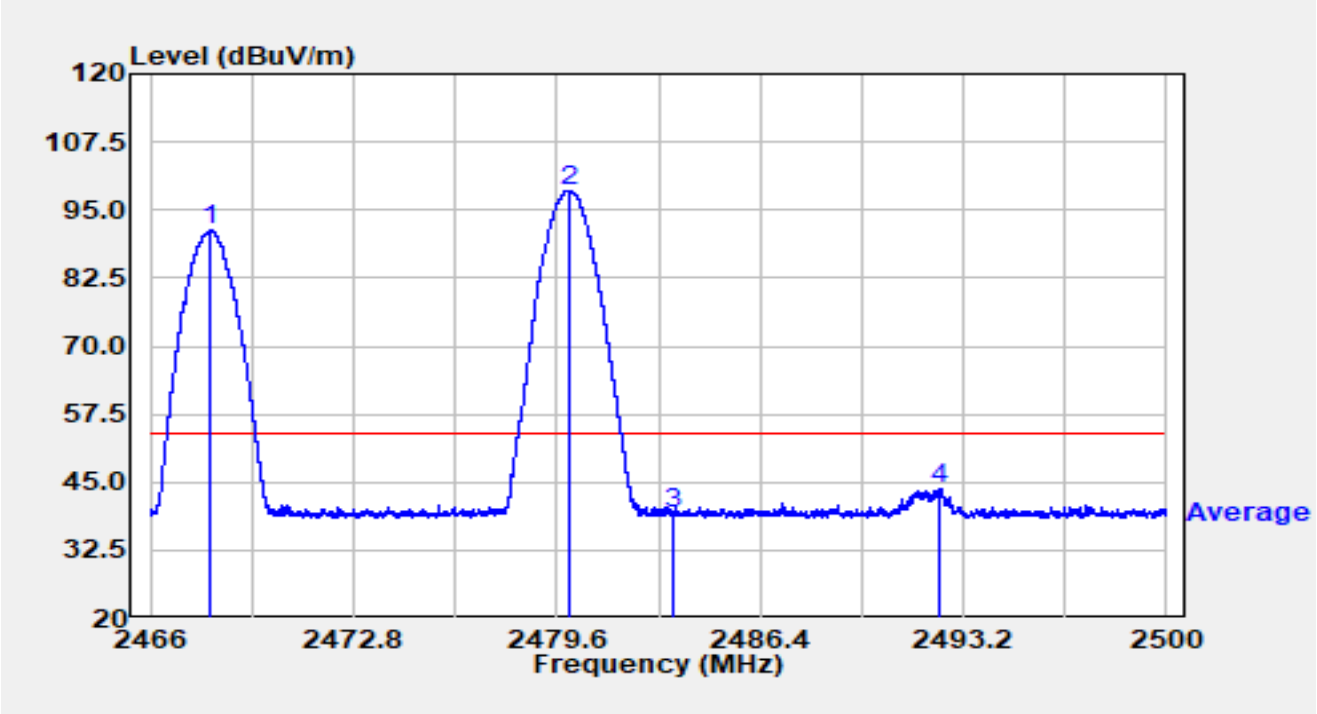

No	Mark	Frequency (MHz)	Reading (dBµV)	C.F (dB/m)	Measurement (dBµV/m)	Margin (dB)	Limit (dBµV/m)	Detector
1		2468.016	58.79	32.37	91.17	N/A	N/A	Average
2		2480.001	66.29	32.38	98.68	N/A	N/A	Average
3		2483.500	6.79	32.38	39.17	-14.83	54.00	Average
4	*	2492.401	11.51	32.38	43.89	-10.11	54.00	Average

Notes:

1. " *", means this data is the worst emission level.

2. C.F (dB/m) = Antenna Factor (dB/m) + Cable Loss (dB).

3. Measurement (dBµV/m) = Reading (dBµV) + C.F (dB/m).

Site	WZ-AC2	Test Date	2024-07-03
Test Engineer	Bob Zhang	Temp./Humidity	25.5°C/56.8%
Factor	BBHA 9120D_1457_1-18GHz	Polarity	Horizontal
EUT	ACCESS POINT	Test Voltage	120V/60H
Test Mode	Transmit by Ant 8 2470MHz Ant 7 2474MHz		

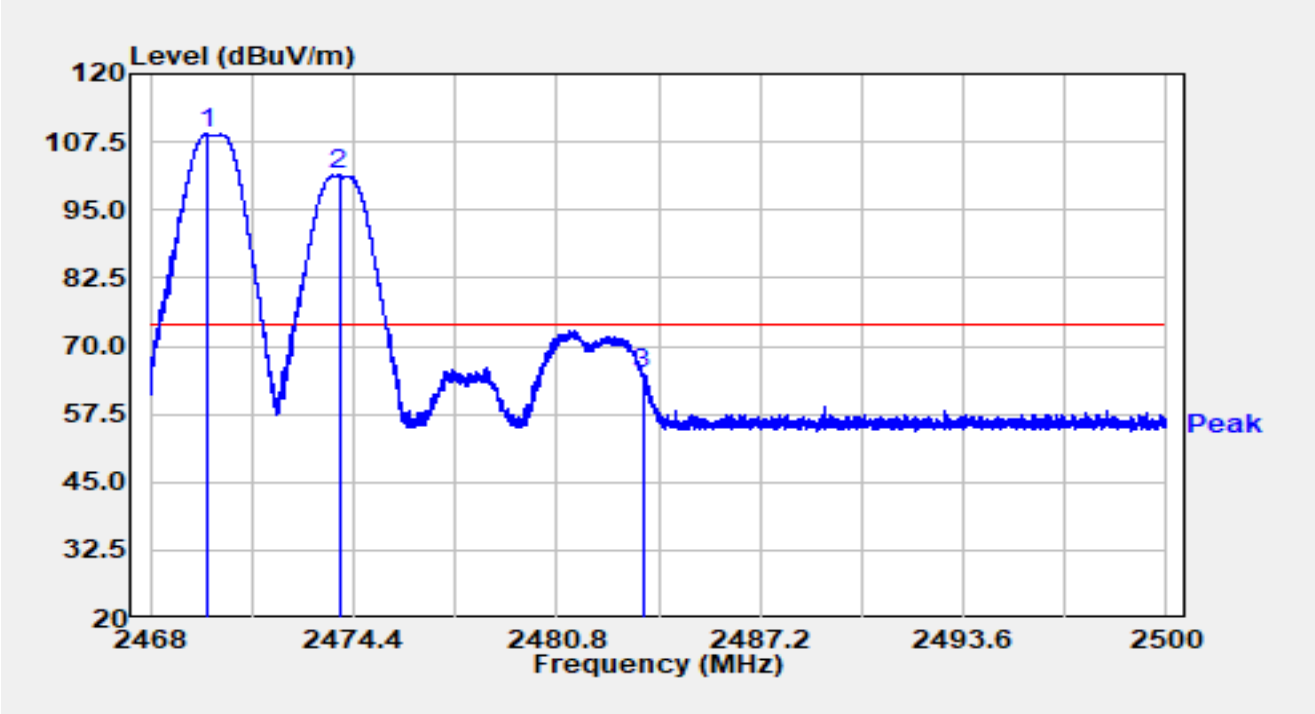

No	Mark	Frequency (MHz)	Reading (dBµV)	C.F (dB/m)	Measurement (dBµV/m)	Margin (dB)	Limit (dBµV/m)	Detector
1		2469.754	76.55	32.38	108.93	N/A	N/A	Peak
2		2473.942	68.98	32.39	101.37	N/A	N/A	Peak
3	*	2483.500	32.55	32.38	64.93	-9.07	74.00	Peak

Notes:

1. " *", means this data is the worst emission level.

2. C.F (dB/m) = Antenna Factor (dB/m) + Cable Loss (dB).

3. Measurement (dBµV/m) = Reading (dBµV) + C.F (dB/m).

Site	WZ-AC2	Test Date	2024-07-03
Test Engineer	Bob Zhang	Temp./Humidity	25.5°C/56.8%
Factor	BBHA 9120D_1457_1-18GHz	Polarity	Horizontal
EUT	ACCESS POINT	Test Voltage	120V/60H
Test Mode	Transmit by Ant 8 2470MHz Ant 7 2474MHz		

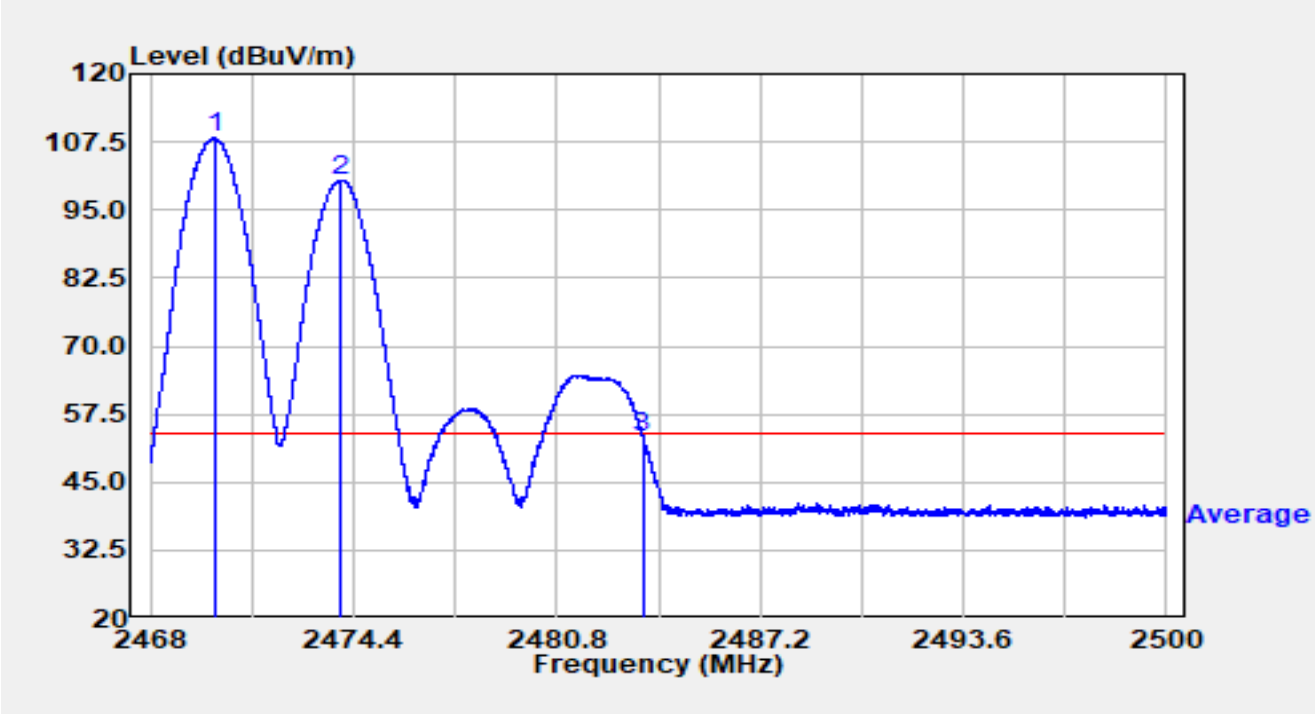

No	Mark	Frequency (MHz)	Reading (dBµV)	C.F (dB/m)	Measurement (dBµV/m)	Margin (dB)	Limit (dBµV/m)	Detector
1		2470.016	75.89	32.38	108.27	N/A	N/A	Average
2		2473.990	68.12	32.39	100.51	N/A	N/A	Average
3	*	2483.500	21.01	32.38	53.39	-0.61	54.00	Average

Notes:

1. " *", means this data is the worst emission level.
2. C.F (dB/m) = Antenna Factor (dB/m) + Cable Loss (dB).
3. Measurement (dBµV/m) = Reading (dBµV) + C.F (dB/m).

Site	WZ-AC2	Test Date	2024-07-03
Test Engineer	Bob Zhang	Temp./Humidity	25.5°C/56.8%
Factor	BBHA 9120D_1457_1-18GHz	Polarity	Vertical
EUT	ACCESS POINT	Test Voltage	120V/60H
Test Mode	Transmit by Ant 8 2470MHz Ant 7 2474MHz		

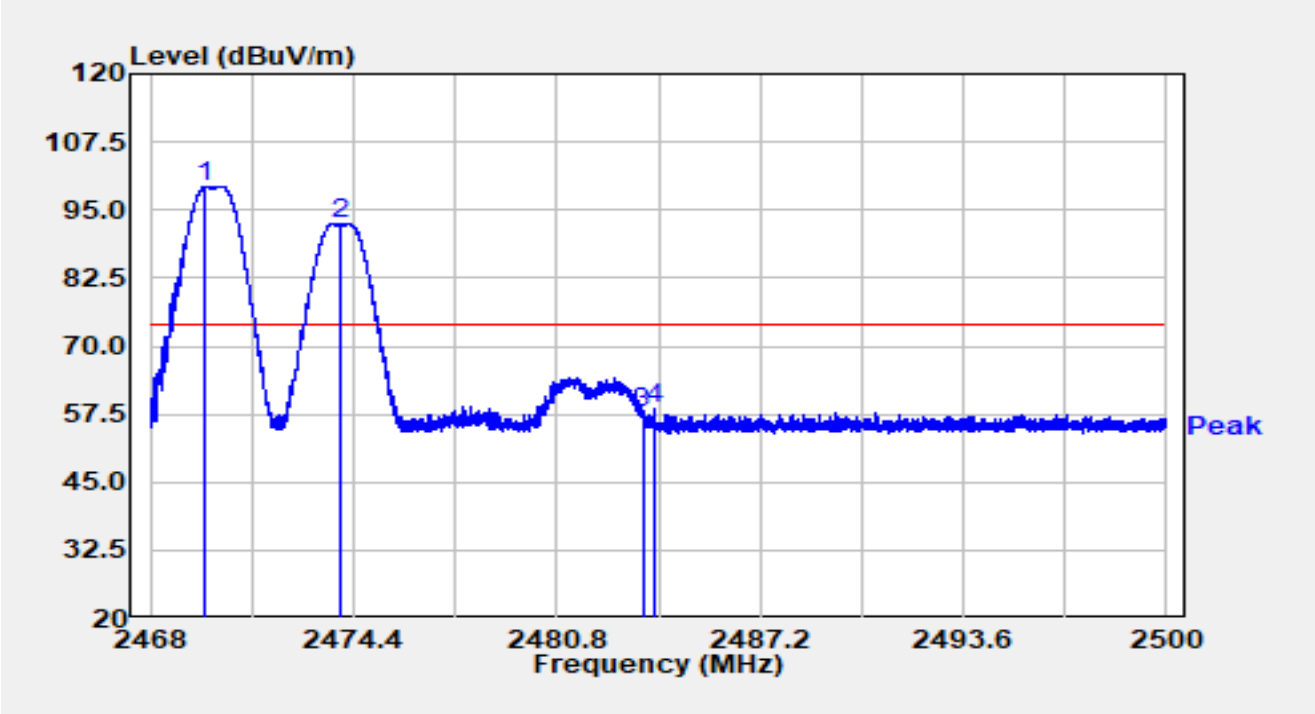

No	Mark	Frequency (MHz)	Reading (dBμV)	C.F (dB/m)	Measurement (dBμV/m)	Margin (dB)	Limit (dBμV/m)	Detector
1		2469.734	67.03	32.38	99.41	N/A	N/A	Peak
2		2473.978	60.12	32.39	92.51	N/A	N/A	Peak
3		2483.500	25.46	32.38	57.84	-16.16	74.00	Peak
4	*	2483.901	26.07	32.38	58.45	-15.55	74.00	Peak

Notes:

1. " *", means this data is the worst emission level.

2. C.F (dB/m) = Antenna Factor (dB/m) + Cable Loss (dB).

3. Measurement (dBμV/m) = Reading (dBμV) + C.F (dB/m).

Site	WZ-AC2	Test Date	2024-07-03
Test Engineer	Bob Zhang	Temp./Humidity	25.5°C/56.8%
Factor	BBHA 9120D_1457_1-18GHz	Polarity	Vertical
EUT	ACCESS POINT	Test Voltage	120V/60H
Test Mode	Transmit by Ant 8 2470MHz Ant 7 2474MHz		

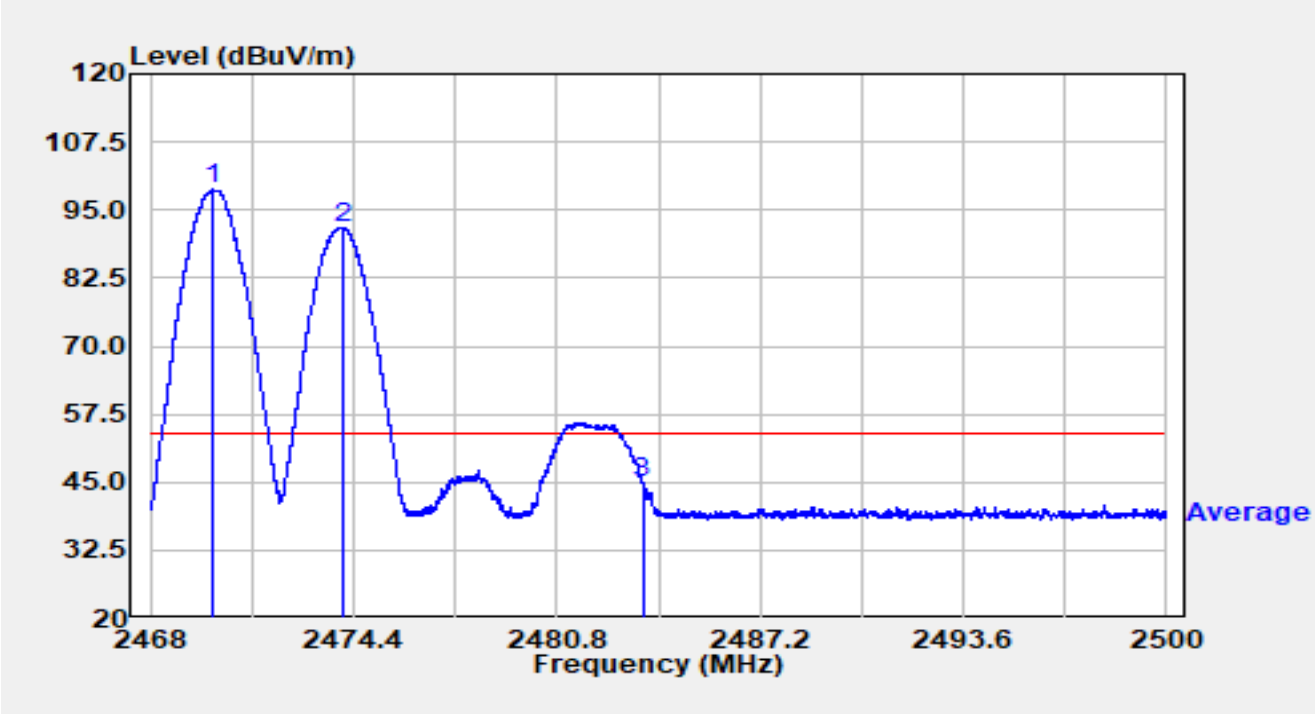

No	Mark	Frequency (MHz)	Reading (dBµV)	C.F (dB/m)	Measurement (dBµV/m)	Margin (dB)	Limit (dBµV/m)	Detector
1		2469.987	66.35	32.38	98.73	N/A	N/A	Average
2		2474.048	59.49	32.39	91.88	N/A	N/A	Average
3	*	2483.500	12.37	32.38	44.75	-9.25	54.00	Average

Notes:

1. " *", means this data is the worst emission level.

2. C.F (dB/m) = Antenna Factor (dB/m) + Cable Loss (dB).

3. Measurement (dBµV/m) = Reading (dBµV) + C.F (dB/m).

Site	WZ-AC2	Test Date	2024-07-03
Test Engineer	Bob Zhang	Temp./Humidity	25.5°C/56.8%
Factor	BBHA 9120D_1457_1-18GHz	Polarity	Horizontal
EUT	ACCESS POINT	Test Voltage	120V/60H
Test Mode	Transmit by Ant 8 2470MHz Ant 7 2476MHz		

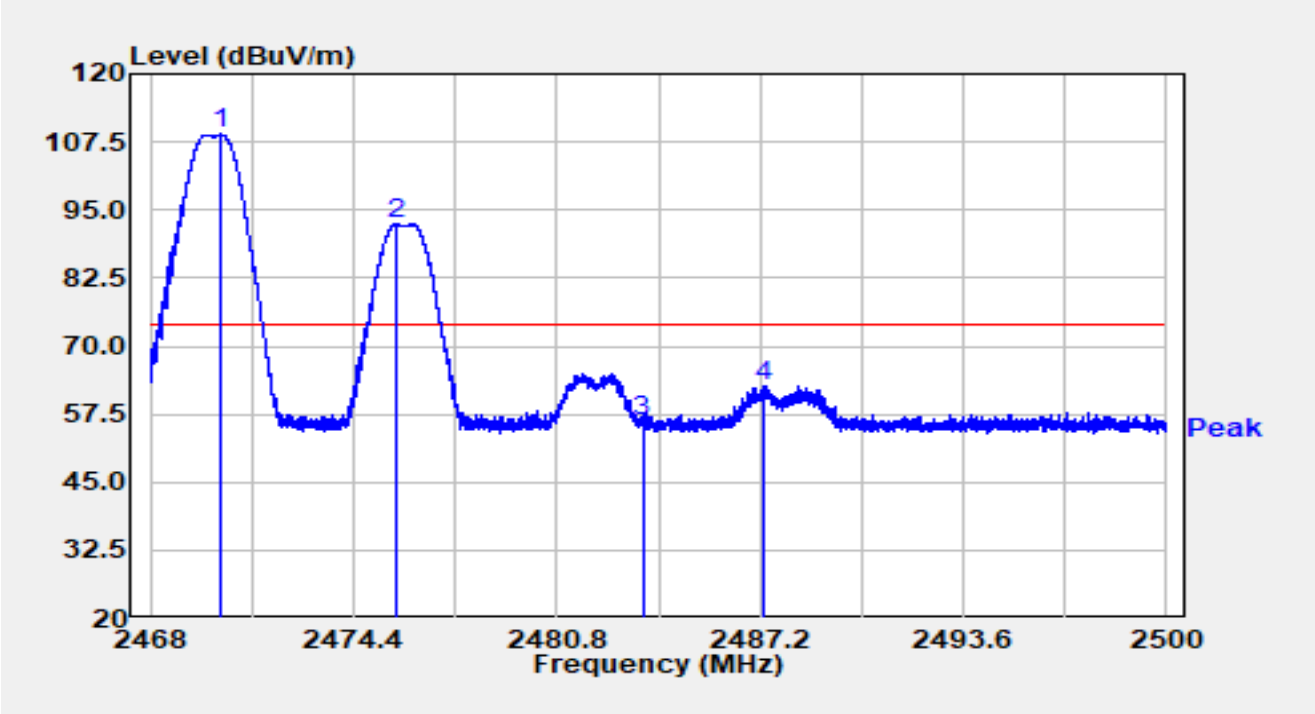

No	Mark	Frequency (MHz)	Reading (dBμV)	C.F (dB/m)	Measurement (dBμV/m)	Margin (dB)	Limit (dBμV/m)	Detector
1		2470.176	76.50	32.38	108.88	N/A	N/A	Peak
2		2475.738	60.10	32.39	92.48	N/A	N/A	Peak
3		2483.500	23.68	32.38	56.06	-17.94	74.00	Peak
4	*	2487.296	30.36	32.38	62.74	-11.26	74.00	Peak

Notes:

1. " *", means this data is the worst emission level.

2. C.F (dB/m) = Antenna Factor (dB/m) + Cable Loss (dB).

3. Measurement (dBμV/m) = Reading (dBμV) + C.F (dB/m).

Site	WZ-AC2	Test Date	2024-07-03
Test Engineer	Bob Zhang	Temp./Humidity	25.5°C/56.8%
Factor	BBHA 9120D_1457_1-18GHz	Polarity	Horizontal
EUT	ACCESS POINT	Test Voltage	120V/60H
Test Mode	Transmit by Ant 8 2470MHz Ant 7 2476MHz		

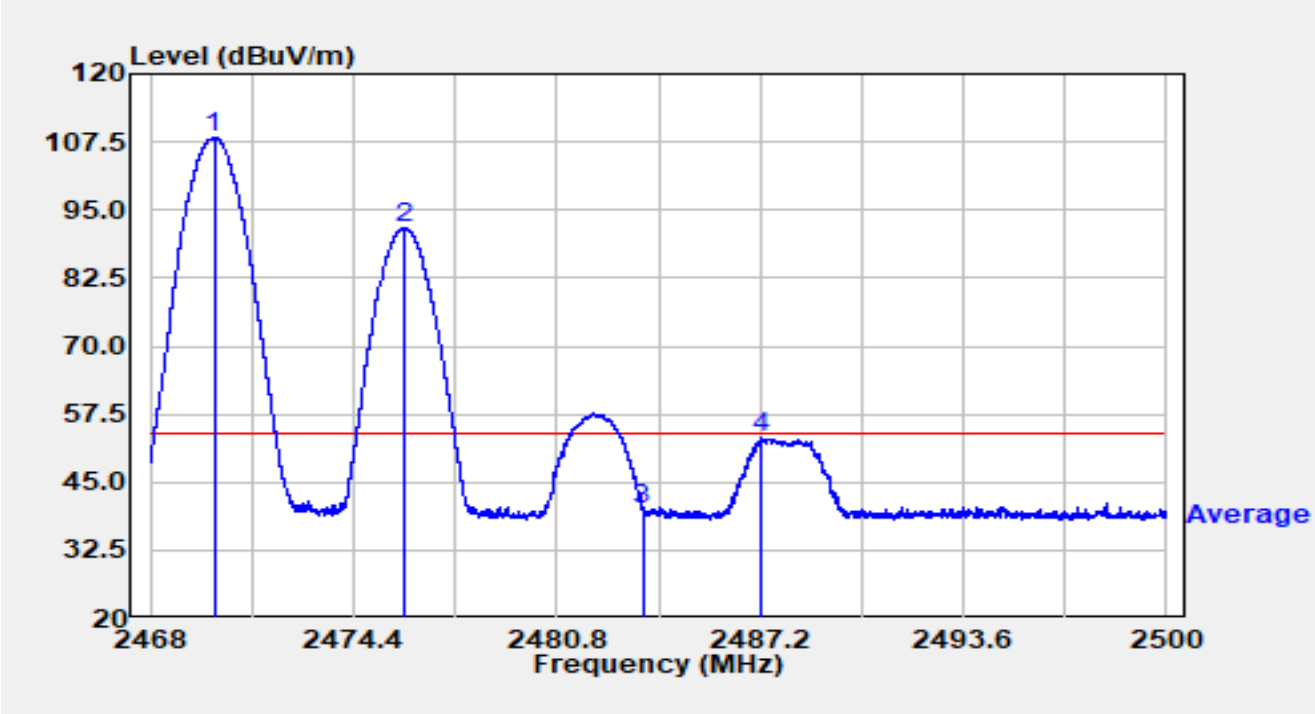

No	Mark	Frequency (MHz)	Reading (dBµV)	C.F (dB/m)	Measurement (dBµV/m)	Margin (dB)	Limit (dBµV/m)	Detector
1		2470.003	75.94	32.38	108.32	N/A	N/A	Average
2		2475.994	59.31	32.39	91.69	N/A	N/A	Average
3		2483.500	7.71	32.38	40.09	-13.91	54.00	Average
4	*	2487.267	20.68	32.38	53.06	-0.94	54.00	Average

Notes:

1. " *", means this data is the worst emission level.
2. C.F (dB/m) = Antenna Factor (dB/m) + Cable Loss (dB).
3. Measurement (dBµV/m) = Reading (dBµV) + C.F (dB/m).

Site	WZ-AC2	Test Date	2024-07-03
Test Engineer	Bob Zhang	Temp./Humidity	25.5°C/56.8%
Factor	BBHA 9120D_1457_1-18GHz	Polarity	Vertical
EUT	ACCESS POINT	Test Voltage	120V/60H
Test Mode	Transmit by Ant 8 2470MHz Ant 7 2476MHz		

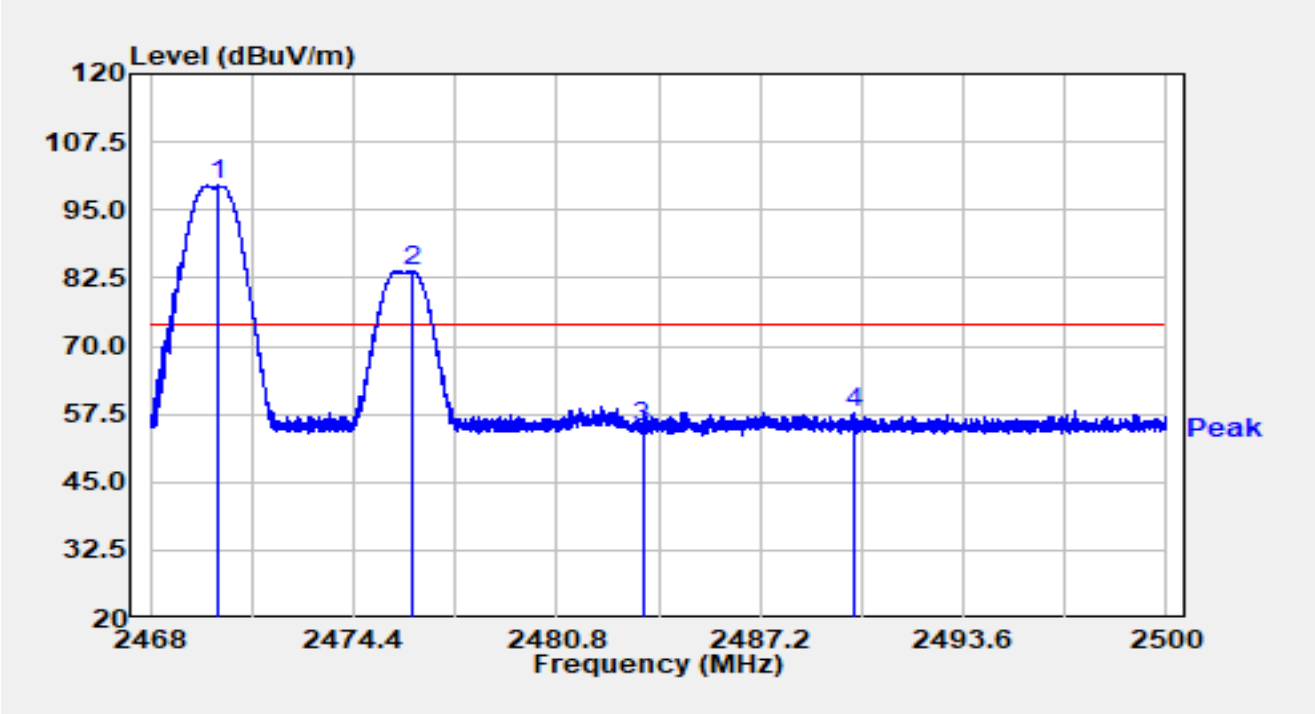

No	Mark	Frequency (MHz)	Reading (dBµV)	C.F (dB/m)	Measurement (dBµV/m)	Margin (dB)	Limit (dBµV/m)	Detector
1		2470.115	67.24	32.38	99.62	N/A	N/A	Peak
2		2476.281	51.40	32.39	83.78	N/A	N/A	Peak
3		2483.500	22.62	32.38	55.00	-19.00	74.00	Peak
4	*	2490.160	25.41	32.38	57.79	-16.21	74.00	Peak

Notes:

1. " *", means this data is the worst emission level.

2. C.F (dB/m) = Antenna Factor (dB/m) + Cable Loss (dB).

3. Measurement (dBµV/m) = Reading (dBµV) + C.F (dB/m).

Site	WZ-AC2	Test Date	2024-07-03
Test Engineer	Bob Zhang	Temp./Humidity	25.5°C/56.8%
Factor	BBHA 9120D_1457_1-18GHz	Polarity	Vertical
EUT	ACCESS POINT	Test Voltage	120V/60H
Test Mode	Transmit by Ant 8 2470MHz Ant 7 2476MHz		

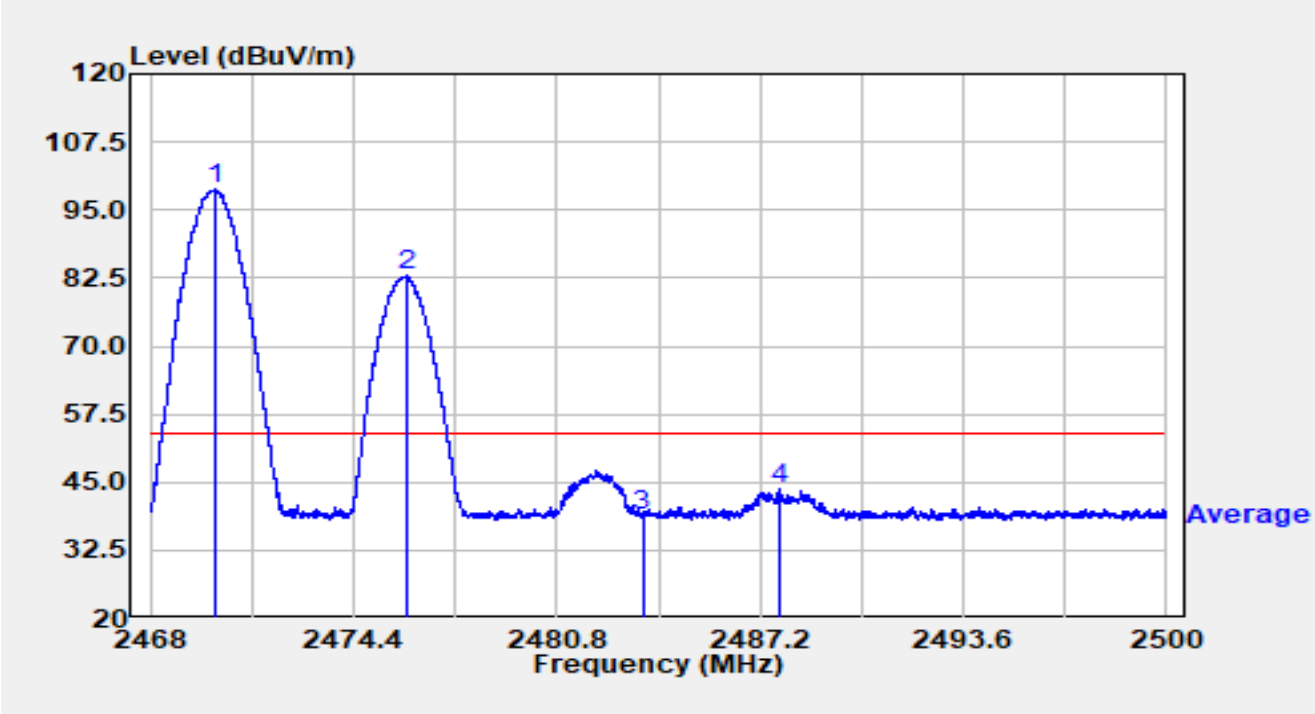

No	Mark	Frequency (MHz)	Reading (dBμV)	C.F (dB/m)	Measurement (dBμV/m)	Margin (dB)	Limit (dBμV/m)	Detector
1		2470.019	66.37	32.38	98.75	N/A	N/A	Average
2		2476.054	50.49	32.39	82.88	N/A	N/A	Average
3		2483.500	6.61	32.38	38.99	-15.01	54.00	Average
4	*	2487.792	11.32	32.38	43.70	-10.30	54.00	Average

Notes:

1. " *", means this data is the worst emission level.
2. C.F (dB/m) = Antenna Factor (dB/m) + Cable Loss (dB).
3. Measurement (dBμV/m) = Reading (dBμV) + C.F (dB/m).

Site	WZ-AC2	Test Date	2024-07-03
Test Engineer	Bob Zhang	Temp./Humidity	25.5°C/56.8%
Factor	BBHA 9120D_1457_1-18GHz	Polarity	Horizontal
EUT	ACCESS POINT	Test Voltage	120V/60H
Test Mode	Transmit by Ant 8 2470MHz Ant 7 2478MHz		

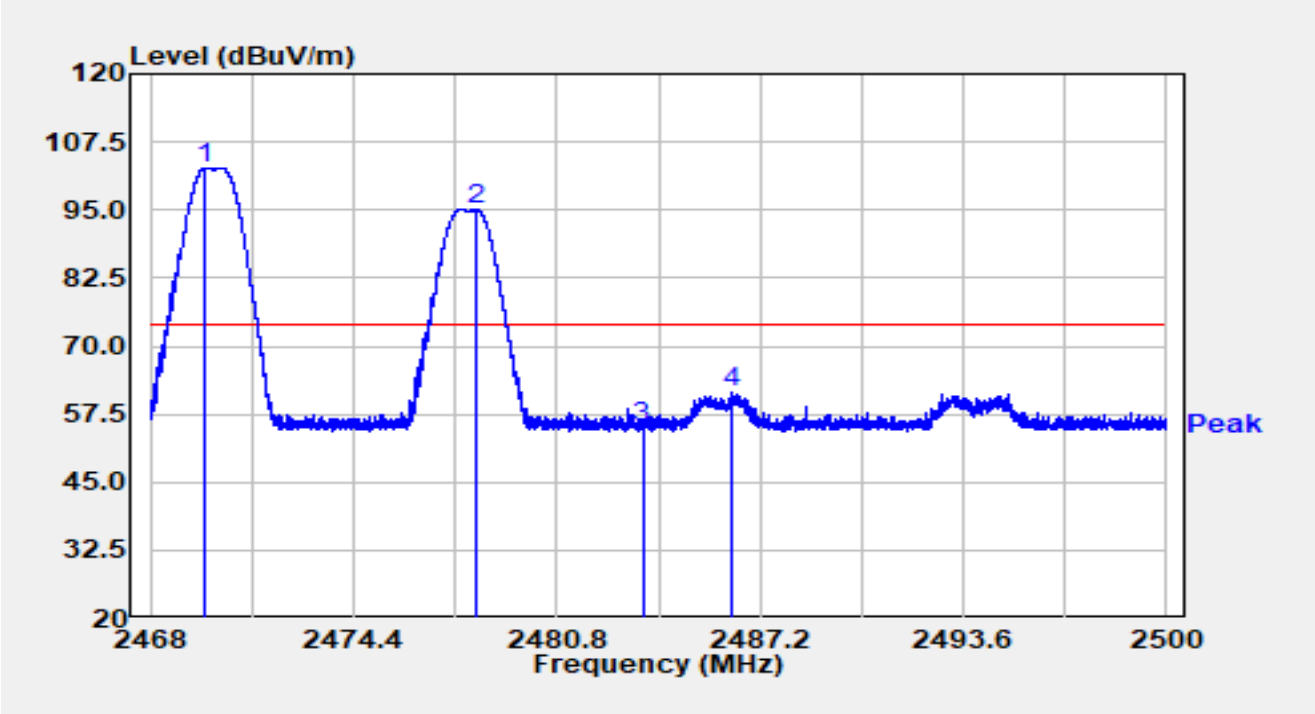

No	Mark	Frequency (MHz)	Reading (dBμV)	C.F (dB/m)	Measurement (dBμV/m)	Margin (dB)	Limit (dBμV/m)	Detector
1		2469.728	70.44	32.38	102.82	N/A	N/A	Peak
2		2478.243	62.81	32.38	95.20	N/A	N/A	Peak
3		2483.500	22.61	32.38	54.99	-19.01	74.00	Peak
4	*	2486.275	29.09	32.38	61.48	-12.52	74.00	Peak

Notes:

1. " *", means this data is the worst emission level.
2. C.F (dB/m) = Antenna Factor (dB/m) + Cable Loss (dB).
3. Measurement (dBμV/m) = Reading (dBμV) + C.F (dB/m).

Site	WZ-AC2	Test Date	2024-07-03
Test Engineer	Bob Zhang	Temp./Humidity	25.5°C/56.8%
Factor	BBHA 9120D_1457_1-18GHz	Polarity	Horizontal
EUT	ACCESS POINT	Test Voltage	120V/60H
Test Mode	Transmit by Ant 8 2470MHz Ant 7 2478MHz		

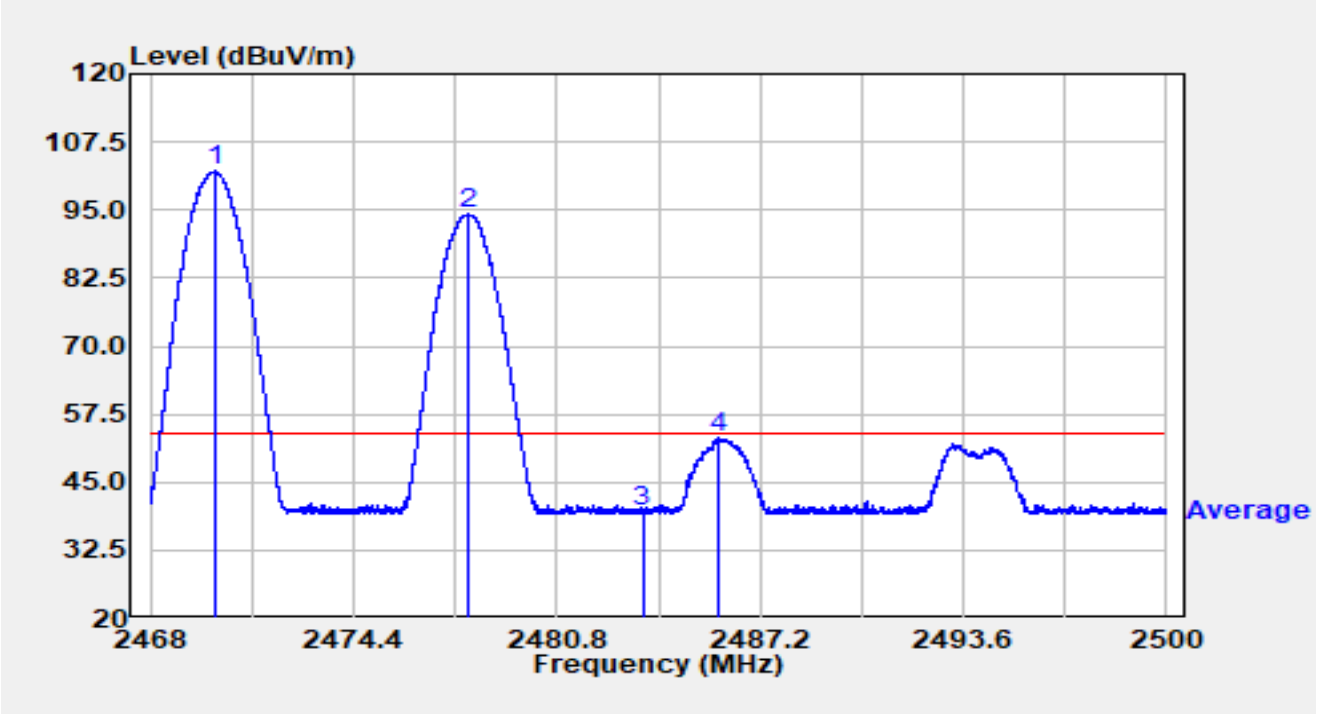

No	Mark	Frequency (MHz)	Reading (dBµV)	C.F (dB/m)	Measurement (dBµV/m)	Margin (dB)	Limit (dBµV/m)	Detector
1		2470.064	69.71	32.38	102.08	N/A	N/A	Average
2		2477.994	61.78	32.38	94.17	N/A	N/A	Average
3		2483.500	7.07	32.38	39.45	-14.55	54.00	Average
4	*	2485.872	20.72	32.38	53.10	-0.90	54.00	Average

Notes:

1. " *", means this data is the worst emission level.

2. C.F (dB/m) = Antenna Factor (dB/m) + Cable Loss (dB).

3. Measurement (dBµV/m) = Reading (dBµV) + C.F (dB/m).

Site	WZ-AC2	Test Date	2024-07-03
Test Engineer	Bob Zhang	Temp./Humidity	25.5°C/56.8%
Factor	BBHA 9120D_1457_1-18GHz	Polarity	Vertical
EUT	ACCESS POINT	Test Voltage	120V/60H
Test Mode	Transmit by Ant 8 2470MHz Ant 7 2478MHz		

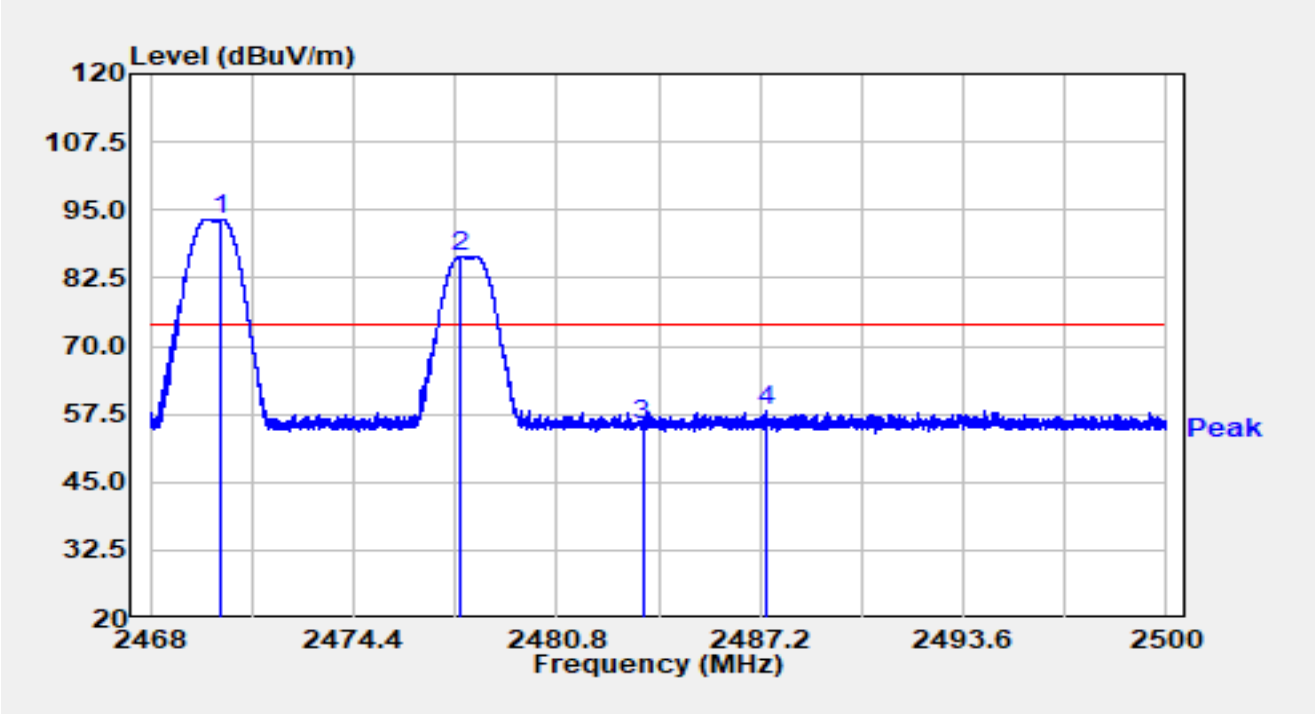

No	Mark	Frequency (MHz)	Reading (dBμV)	C.F (dB/m)	Measurement (dBμV/m)	Margin (dB)	Limit (dBμV/m)	Detector
1		2470.250	60.97	32.38	93.34	N/A	N/A	Peak
2		2477.773	54.14	32.39	86.52	N/A	N/A	Peak
3		2483.500	22.93	32.38	55.31	-18.69	74.00	Peak
4	*	2487.398	25.59	32.38	57.97	-16.03	74.00	Peak

Notes:

1. " *", means this data is the worst emission level.

2. C.F (dB/m) = Antenna Factor (dB/m) + Cable Loss (dB).

3. Measurement (dBμV/m) = Reading (dBμV) + C.F (dB/m).

Site	WZ-AC2	Test Date	2024-07-03
Test Engineer	Bob Zhang	Temp./Humidity	25.5°C/56.8%
Factor	BBHA 9120D_1457_1-18GHz	Polarity	Vertical
EUT	ACCESS POINT	Test Voltage	120V/60H
Test Mode	Transmit by Ant 8 2470MHz Ant 7 2478MHz		

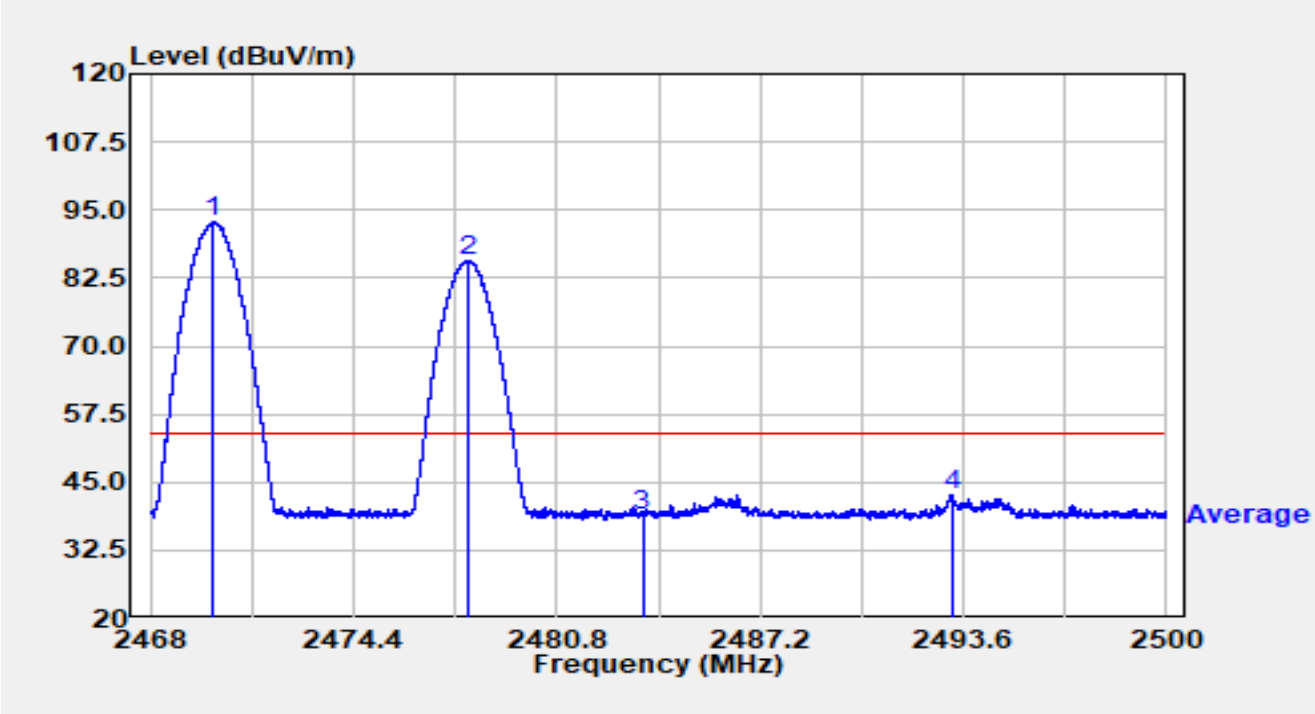

No	Mark	Frequency (MHz)	Reading (dBµV)	C.F (dB/m)	Measurement (dBµV/m)	Margin (dB)	Limit (dBµV/m)	Detector
1		2470.000	60.35	32.38	92.73	N/A	N/A	Average
2		2477.997	53.20	32.38	85.58	N/A	N/A	Average
3		2483.500	6.66	32.38	39.05	-14.95	54.00	Average
4	*	2493.248	10.37	32.38	42.75	-11.25	54.00	Average

Notes:

1. " *", means this data is the worst emission level.
2. C.F (dB/m) = Antenna Factor (dB/m) + Cable Loss (dB).
3. Measurement (dBµV/m) = Reading (dBµV) + C.F (dB/m).

Site	WZ-AC2	Test Date	2024-07-03
Test Engineer	Bob Zhang	Temp./Humidity	25.5°C/56.8%
Factor	BBHA 9120D_1457_1-18GHz	Polarity	Horizontal
EUT	ACCESS POINT	Test Voltage	120V/60H
Test Mode	Transmit by Ant 8 2470MHz Ant 7 2480MHz		

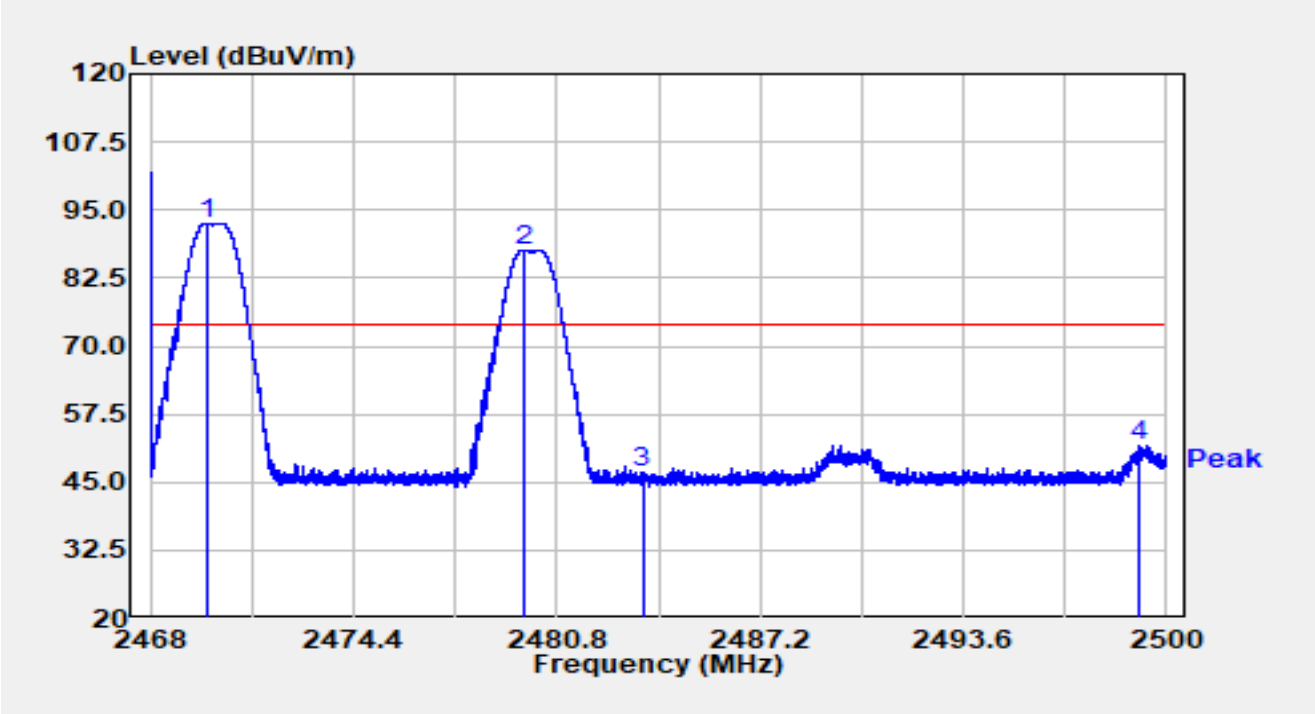

No	Mark	Frequency (MHz)	Reading (dBμV)	C.F (dB/m)	Measurement (dBμV/m)	Margin (dB)	Limit (dBμV/m)	Detector
1		2469.760	60.24	32.38	92.61	N/A	N/A	Peak
2		2479.750	55.30	32.38	87.68	N/A	N/A	Peak
3		2483.500	14.28	32.38	46.66	-27.34	74.00	Peak
4	*	2499.130	19.24	32.40	51.65	-22.35	74.00	Peak

Notes:

1. " *", means this data is the worst emission level.
2. C.F (dB/m) = Antenna Factor (dB/m) + Cable Loss (dB).
3. Measurement (dBμV/m) = Reading (dBμV) + C.F (dB/m).

Site	WZ-AC2	Test Date	2024-07-03
Test Engineer	Bob Zhang	Temp./Humidity	25.5°C/56.8%
Factor	BBHA 9120D_1457_1-18GHz	Polarity	Horizontal
EUT	ACCESS POINT	Test Voltage	120V/60H
Test Mode	Transmit by Ant 8 2470MHz Ant 7 2480MHz		

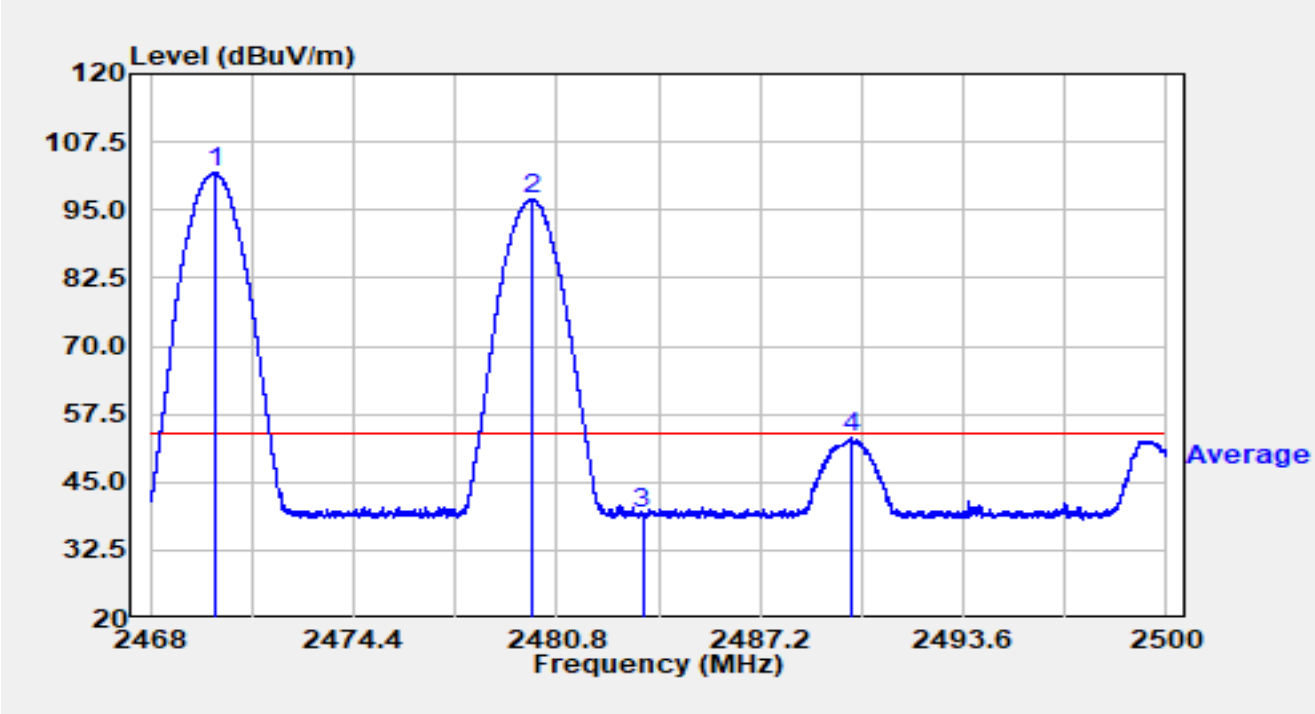

No	Mark	Frequency (MHz)	Reading (dBμV)	C.F (dB/m)	Measurement (dBμV/m)	Margin (dB)	Limit (dBμV/m)	Detector
1		2470.019	69.54	32.38	101.92	N/A	N/A	Average
2		2480.045	64.68	32.38	97.06	N/A	N/A	Average
3		2483.500	6.68	32.38	39.07	-14.93	54.00	Average
4	*	2490.070	20.64	32.38	53.02	-0.98	54.00	Average

Notes:

1. " *", means this data is the worst emission level.
2. C.F (dB/m) = Antenna Factor (dB/m) + Cable Loss (dB).
3. Measurement (dBμV/m) = Reading (dBμV) + C.F (dB/m).

Site	WZ-AC2	Test Date	2024-07-03
Test Engineer	Bob Zhang	Temp./Humidity	25.5°C/56.8%
Factor	BBHA 9120D_1457_1-18GHz	Polarity	Vertical
EUT	ACCESS POINT	Test Voltage	120V/60H
Test Mode	Transmit by Ant 8 2470MHz Ant 7 2480MHz		

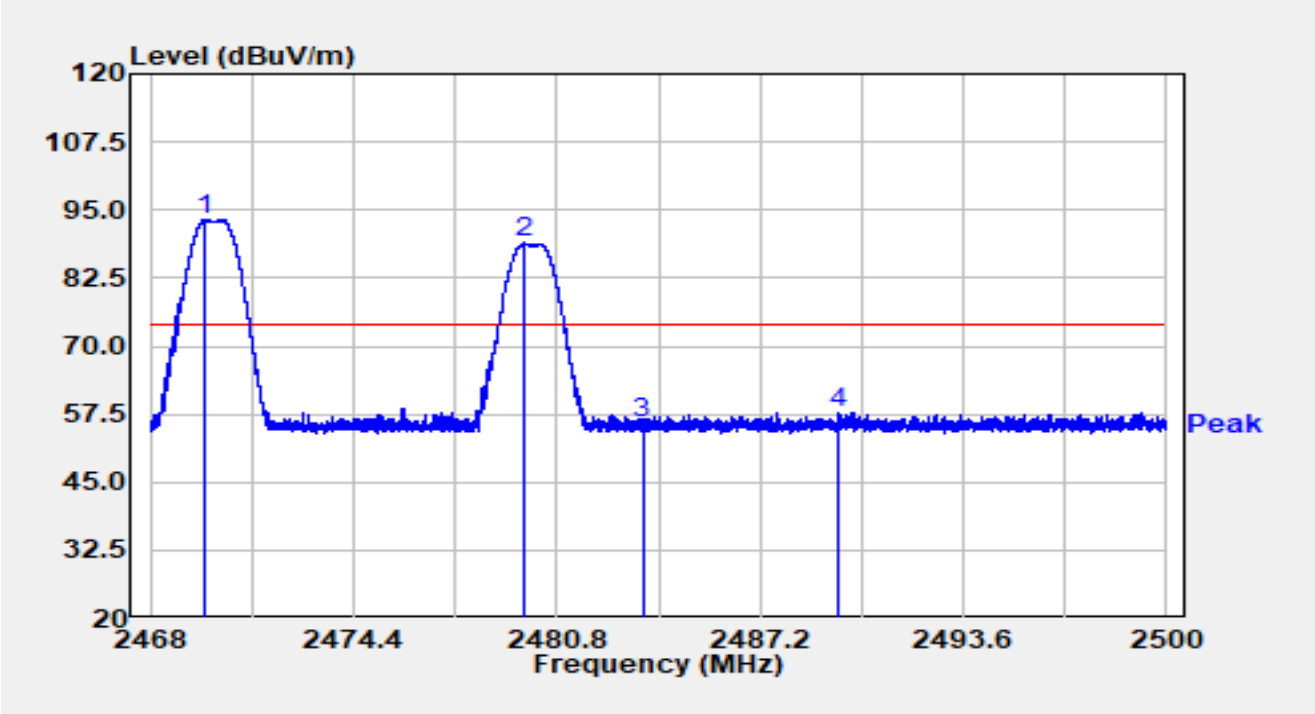

No	Mark	Frequency (MHz)	Reading (dBμV)	C.F (dB/m)	Measurement (dBμV/m)	Margin (dB)	Limit (dBμV/m)	Detector
1		2469.741	60.86	32.38	93.24	N/A	N/A	Peak
2		2479.757	56.49	32.38	88.87	N/A	N/A	Peak
3		2483.500	23.35	32.38	55.73	-18.27	74.00	Peak
4	*	2489.658	25.47	32.38	57.85	-16.15	74.00	Peak

Notes:

1. " *", means this data is the worst emission level.

2. C.F (dB/m) = Antenna Factor (dB/m) + Cable Loss (dB).

3. Measurement (dBμV/m) = Reading (dBμV) + C.F (dB/m).

Site	WZ-AC2	Test Date	2024-07-03
Test Engineer	Bob Zhang	Temp./Humidity	25.5°C/56.8%
Factor	BBHA 9120D_1457_1-18GHz	Polarity	Vertical
EUT	ACCESS POINT	Test Voltage	120V/60H
Test Mode	Transmit by Ant 8 2470MHz Ant 7 2480MHz		

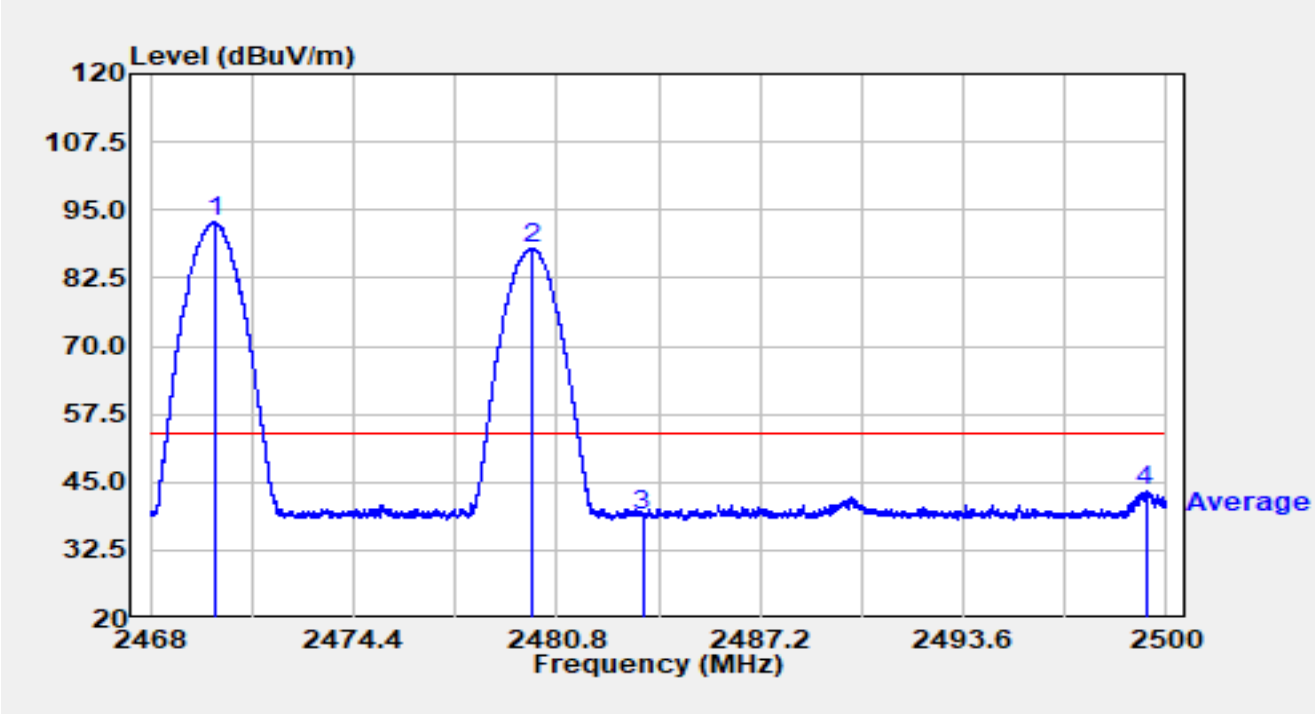

No	Mark	Frequency (MHz)	Reading (dBμV)	C.F (dB/m)	Measurement (dBμV/m)	Margin (dB)	Limit (dBμV/m)	Detector
1		2470.038	60.36	32.38	92.74	N/A	N/A	Average
2		2480.042	55.56	32.38	87.94	N/A	N/A	Average
3		2483.500	6.53	32.38	38.92	-15.08	54.00	Average
4	*	2499.344	11.16	32.41	43.57	-10.43	54.00	Average

Notes:

1. " *", means this data is the worst emission level.

2. C.F (dB/m) = Antenna Factor (dB/m) + Cable Loss (dB).

3. Measurement (dBμV/m) = Reading (dBμV) + C.F (dB/m).

Site	WZ-AC2	Test Date	2024-07-03
Test Engineer	Bob Zhang	Temp./Humidity	25.5°C/56.8%
Factor	BBHA 9120D_1457_1-18GHz	Polarity	Horizontal
EUT	ACCESS POINT	Test Voltage	120V/60H
Test Mode	Transmit by Ant 8 2472MHz Ant 7 2476MHz		

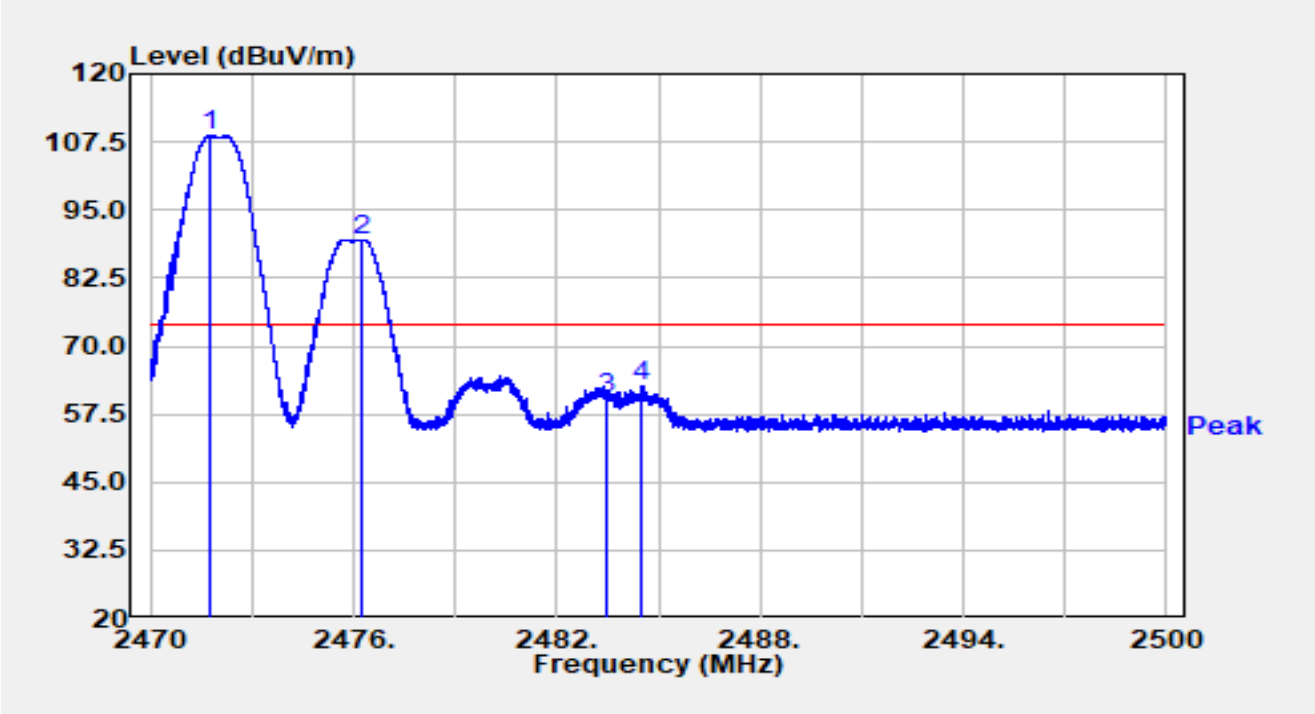

No	Mark	Frequency (MHz)	Reading (dBμV)	C.F (dB/m)	Measurement (dBμV/m)	Margin (dB)	Limit (dBμV/m)	Detector
1		2471.734	76.20	32.38	108.59	N/A	N/A	Peak
2		2476.252	57.22	32.39	89.61	N/A	N/A	Peak
3		2483.500	27.94	32.38	60.32	-13.68	74.00	Peak
4	*	2484.526	30.17	32.38	62.55	-11.45	74.00	Peak

Notes:

1. " *", means this data is the worst emission level.

2. C.F (dB/m) = Antenna Factor (dB/m) + Cable Loss (dB).

3. Measurement (dBμV/m) = Reading (dBμV) + C.F (dB/m).

Site	WZ-AC2	Test Date	2024-07-03
Test Engineer	Bob Zhang	Temp./Humidity	25.5°C/56.8%
Factor	BBHA 9120D_1457_1-18GHz	Polarity	Horizontal
EUT	ACCESS POINT	Test Voltage	120V/60H
Test Mode	Transmit by Ant 8 2472MHz Ant 7 2476MHz		

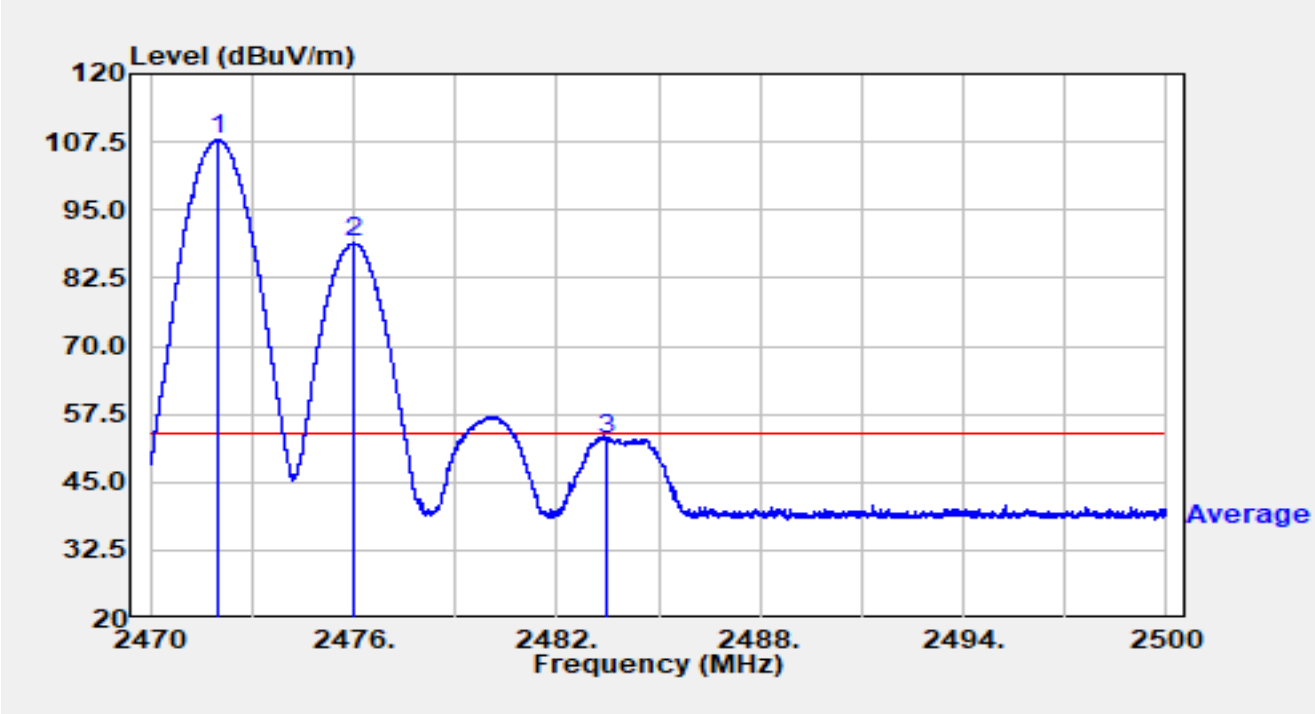

No	Mark	Frequency (MHz)	Reading (dBµV)	C.F (dB/m)	Measurement (dBµV/m)	Margin (dB)	Limit (dBµV/m)	Detector
1		2472.010	75.51	32.38	107.89	N/A	N/A	Average
2		2475.994	56.49	32.39	88.88	N/A	N/A	Average
3	*	2483.500	20.44	32.38	52.82	-1.18	54.00	Average

Notes:

1. " *", means this data is the worst emission level.

2. C.F (dB/m) = Antenna Factor (dB/m) + Cable Loss (dB).

3. Measurement (dBµV/m) = Reading (dBµV) + C.F (dB/m).

Site	WZ-AC2	Test Date	2024-07-03
Test Engineer	Bob Zhang	Temp./Humidity	25.5°C/56.8%
Factor	BBHA 9120D_1457_1-18GHz	Polarity	Vertical
EUT	ACCESS POINT	Test Voltage	120V/60H
Test Mode	Transmit by Ant 8 2472MHz Ant 7 2476MHz		

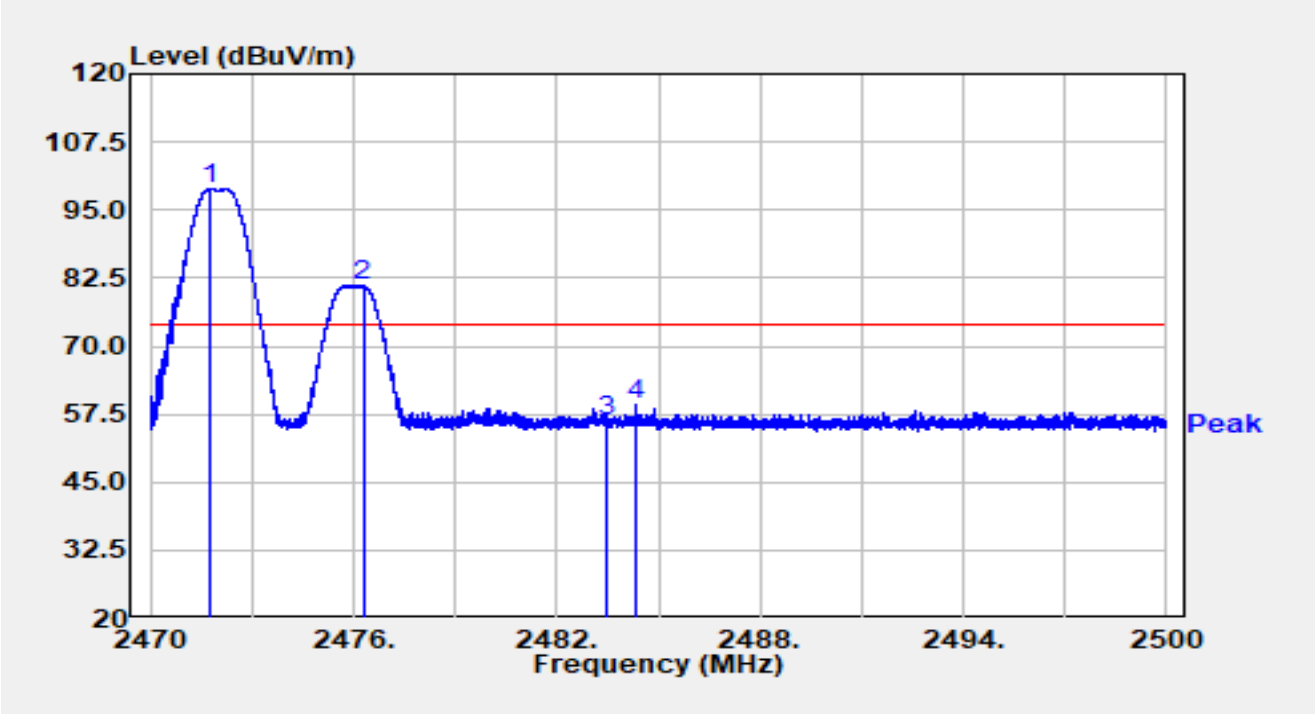

No	Mark	Frequency (MHz)	Reading (dBμV)	C.F (dB/m)	Measurement (dBμV/m)	Margin (dB)	Limit (dBμV/m)	Detector
1		2471.737	66.46	32.38	98.85	N/A	N/A	Peak
2		2476.279	48.84	32.39	81.23	N/A	N/A	Peak
3		2483.500	23.77	32.38	56.15	-17.85	74.00	Peak
4	*	2484.328	26.79	32.38	59.17	-14.83	74.00	Peak

Notes:

1. " *", means this data is the worst emission level.

2. C.F (dB/m) = Antenna Factor (dB/m) + Cable Loss (dB).

3. Measurement (dBμV/m) = Reading (dBμV) + C.F (dB/m).

Site	WZ-AC2	Test Date	2024-07-03
Test Engineer	Bob Zhang	Temp./Humidity	25.5°C/56.8%
Factor	BBHA 9120D_1457_1-18GHz	Polarity	Vertical
EUT	ACCESS POINT	Test Voltage	120V/60H
Test Mode	Transmit by Ant 8 2472MHz Ant 7 2476MHz		

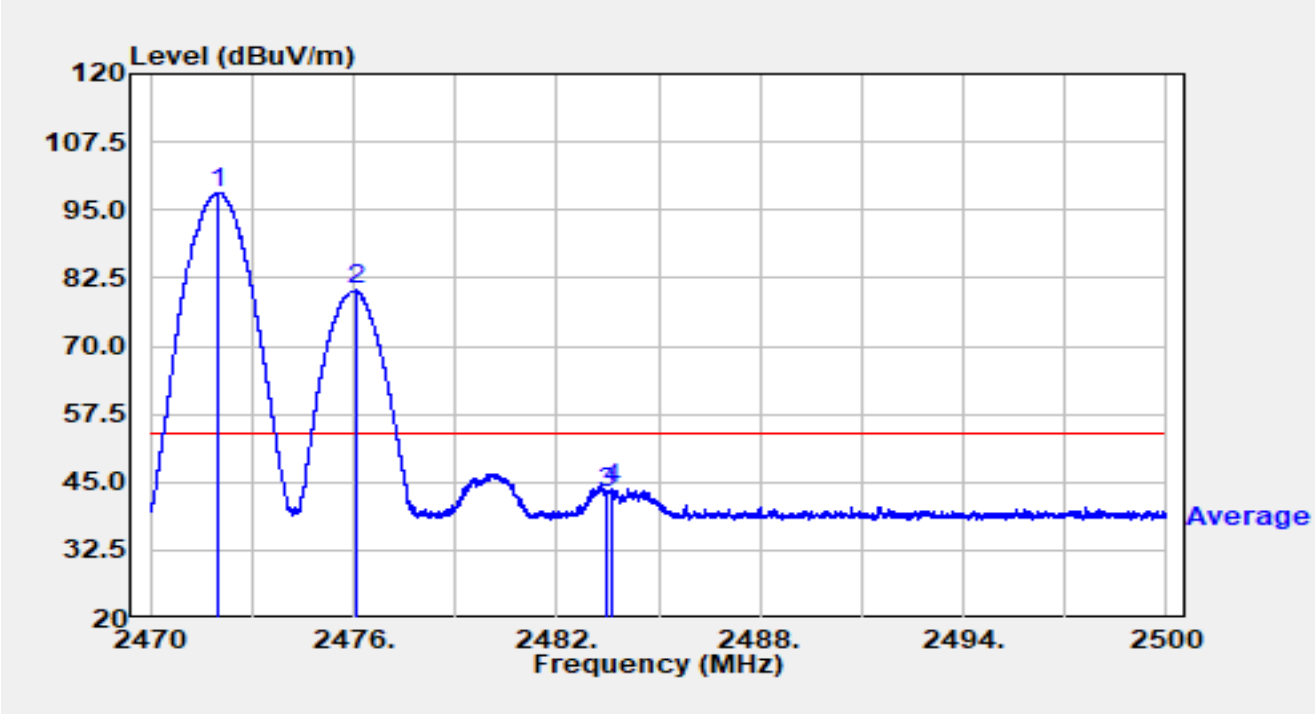

No	Mark	Frequency (MHz)	Reading (dBμV)	C.F (dB/m)	Measurement (dBμV/m)	Margin (dB)	Limit (dBμV/m)	Detector
1		2472.001	65.76	32.38	98.14	N/A	N/A	Average
2		2476.045	47.81	32.39	80.20	N/A	N/A	Average
3		2483.500	10.70	32.38	43.09	-10.91	54.00	Average
4	*	2483.611	11.48	32.38	43.87	-10.13	54.00	Average

Notes:

1. " *", means this data is the worst emission level.
2. C.F (dB/m) = Antenna Factor (dB/m) + Cable Loss (dB).
3. Measurement (dBμV/m) = Reading (dBμV) + C.F (dB/m).

Site	WZ-AC2	Test Date	2024-07-03
Test Engineer	Bob Zhang	Temp./Humidity	25.5°C/56.8%
Factor	BBHA 9120D_1457_1-18GHz	Polarity	Horizontal
EUT	ACCESS POINT	Test Voltage	120V/60H
Test Mode	Transmit by Ant 8 2472MHz Ant 7 2478MHz		

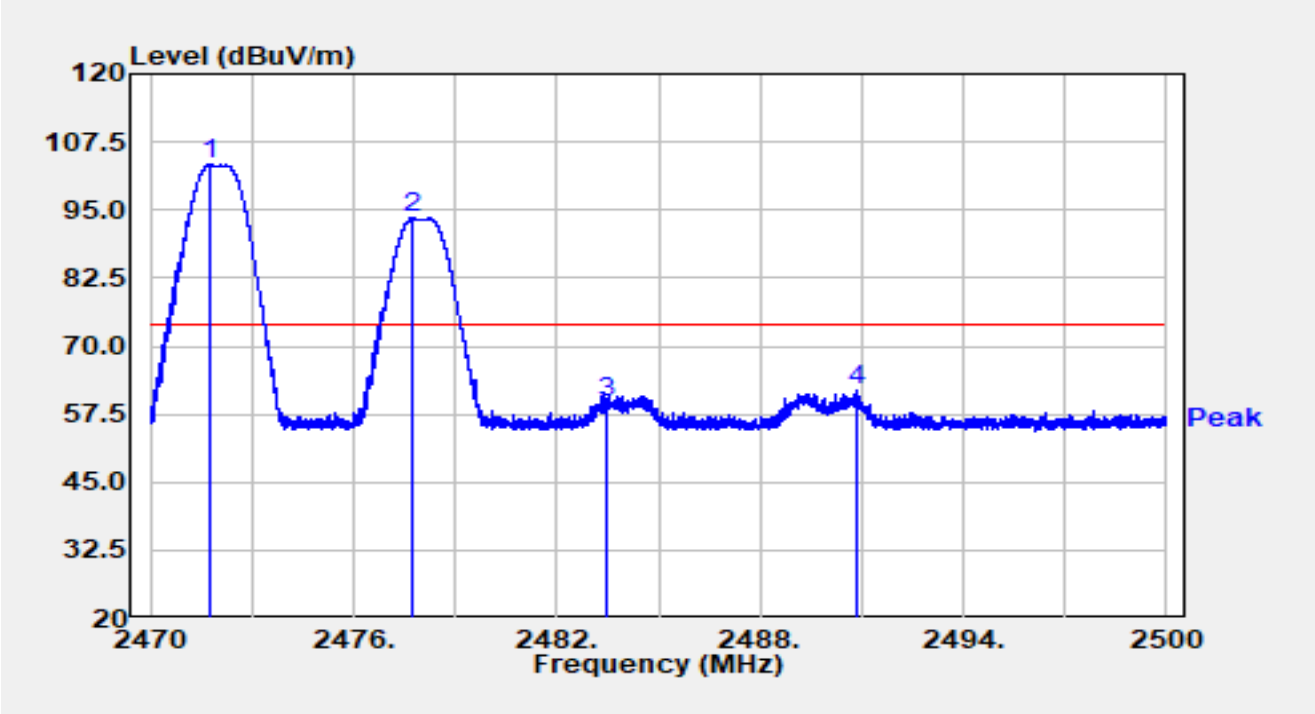

No	Mark	Frequency (MHz)	Reading (dBμV)	C.F (dB/m)	Measurement (dBμV/m)	Margin (dB)	Limit (dBμV/m)	Detector
1		2471.734	70.88	32.38	103.26	N/A	N/A	Peak
2		2477.752	61.21	32.39	93.59	N/A	N/A	Peak
3		2483.500	27.06	32.38	59.44	-14.56	74.00	Peak
4	*	2490.823	29.48	32.38	61.86	-12.14	74.00	Peak

Notes:

1. " *", means this data is the worst emission level.

2. C.F (dB/m) = Antenna Factor (dB/m) + Cable Loss (dB).

3. Measurement (dBμV/m) = Reading (dBμV) + C.F (dB/m).

Site	WZ-AC2	Test Date	2024-07-03
Test Engineer	Bob Zhang	Temp./Humidity	25.5°C/56.8%
Factor	BBHA 9120D_1457_1-18GHz	Polarity	Horizontal
EUT	ACCESS POINT	Test Voltage	120V/60H
Test Mode	Transmit by Ant 8 2472MHz Ant 7 2478MHz		

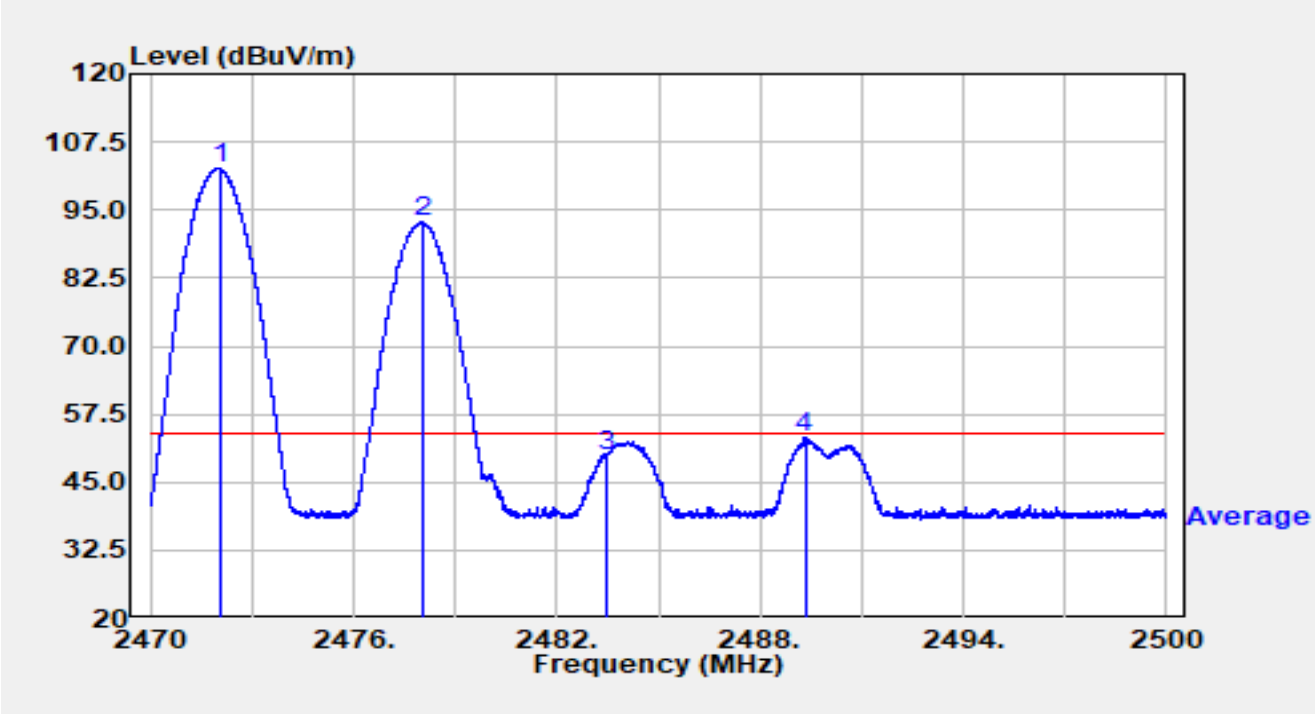

No	Mark	Frequency (MHz)	Reading (dBμV)	C.F (dB/m)	Measurement (dBμV/m)	Margin (dB)	Limit (dBμV/m)	Detector
1		2472.040	70.26	32.38	102.65	N/A	N/A	Average
2		2478.016	60.33	32.38	92.71	N/A	N/A	Average
3		2483.500	17.51	32.38	49.90	-4.10	54.00	Average
4	*	2489.323	20.81	32.38	53.19	-0.81	54.00	Average

Notes:

1. " *", means this data is the worst emission level.

2. C.F (dB/m) = Antenna Factor (dB/m) + Cable Loss (dB).

3. Measurement (dBμV/m) = Reading (dBμV) + C.F (dB/m).

Site	WZ-AC2	Test Date	2024-07-03
Test Engineer	Bob Zhang	Temp./Humidity	25.5°C/56.8%
Factor	BBHA 9120D_1457_1-18GHz	Polarity	Vertical
EUT	ACCESS POINT	Test Voltage	120V/60H
Test Mode	Transmit by Ant 8 2472MHz Ant 7 2478MHz		

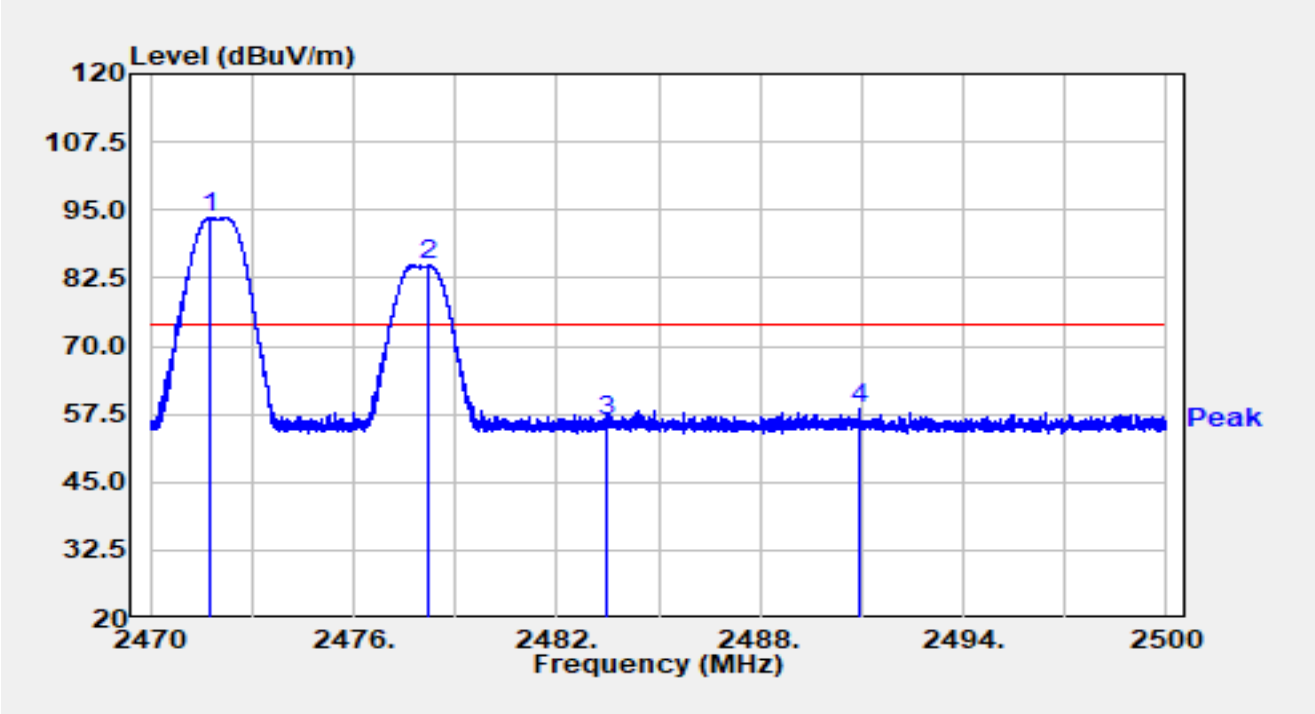

No	Mark	Frequency (MHz)	Reading (dBμV)	C.F (dB/m)	Measurement (dBμV/m)	Margin (dB)	Limit (dBμV/m)	Detector
1		2471.734	61.26	32.38	93.65	N/A	N/A	Peak
2		2478.232	52.60	32.38	84.98	N/A	N/A	Peak
3		2483.500	23.94	32.38	56.32	-17.68	74.00	Peak
4	*	2490.931	26.13	32.38	58.51	-15.49	74.00	Peak

Notes:

1. " *", means this data is the worst emission level.

2. C.F (dB/m) = Antenna Factor (dB/m) + Cable Loss (dB).

3. Measurement (dBμV/m) = Reading (dBμV) + C.F (dB/m).

Site	WZ-AC2	Test Date	2024-07-03
Test Engineer	Bob Zhang	Temp./Humidity	25.5°C/56.8%
Factor	BBHA 9120D_1457_1-18GHz	Polarity	Vertical
EUT	ACCESS POINT	Test Voltage	120V/60H
Test Mode	Transmit by Ant 8 2472MHz Ant 7 2478MHz		

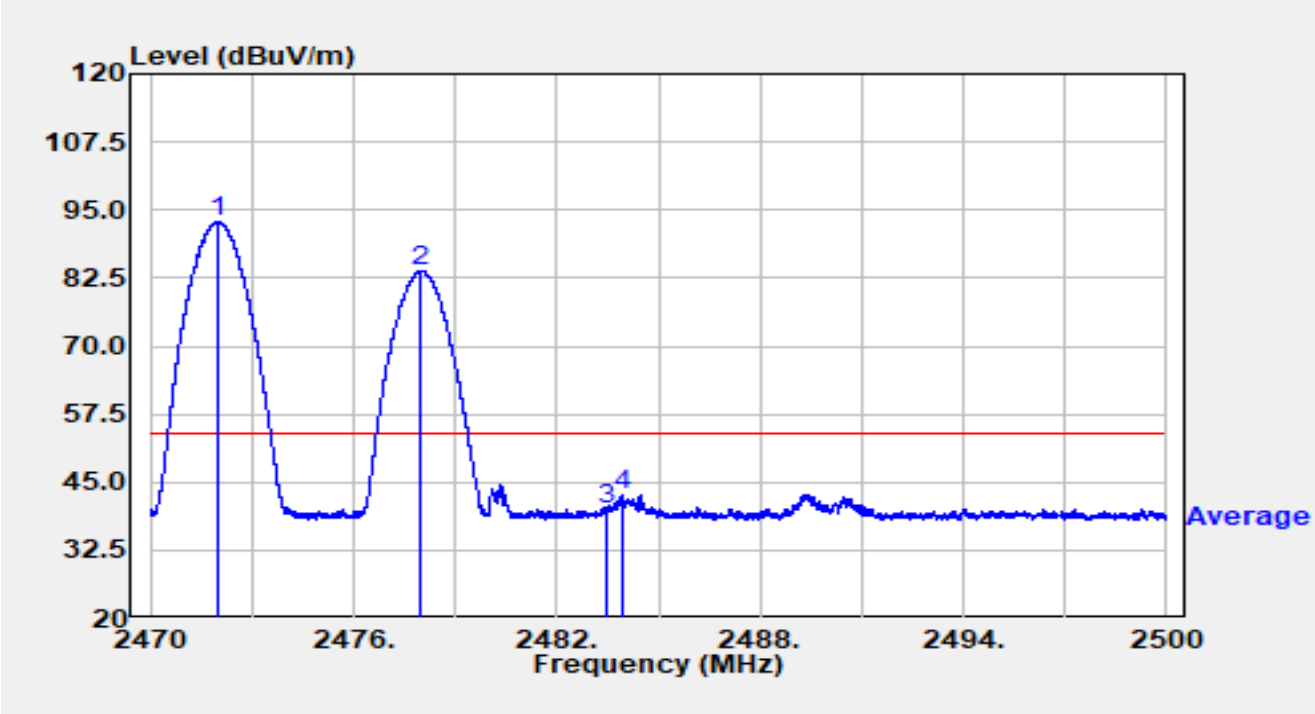

No	Mark	Frequency (MHz)	Reading (dBμV)	C.F (dB/m)	Measurement (dBμV/m)	Margin (dB)	Limit (dBμV/m)	Detector
1		2471.995	60.44	32.38	92.82	N/A	N/A	Average
2		2477.995	51.43	32.38	83.82	N/A	N/A	Average
3		2483.500	7.60	32.38	39.98	-14.02	54.00	Average
4	*	2483.917	10.12	32.38	42.50	-11.50	54.00	Average

Notes:

1. " *", means this data is the worst emission level.

2. C.F (dB/m) = Antenna Factor (dB/m) + Cable Loss (dB).

3. Measurement (dBμV/m) = Reading (dBμV) + C.F (dB/m).

Site	WZ-AC2	Test Date	2024-07-03
Test Engineer	Bob Zhang	Temp./Humidity	25.5°C/56.8%
Factor	BBHA 9120D_1457_1-18GHz	Polarity	Horizontal
EUT	ACCESS POINT	Test Voltage	120V/60H
Test Mode	Transmit by Ant 8 2472MHz Ant 7 2480MHz		

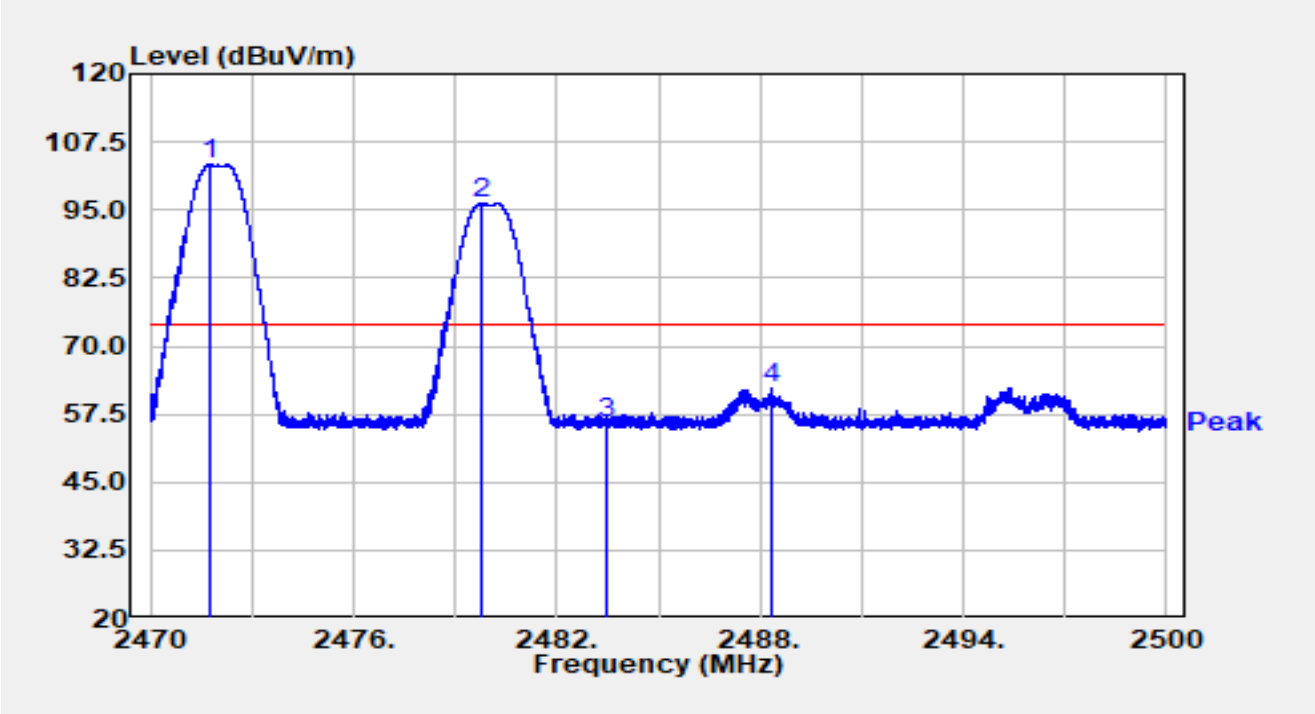

No	Mark	Frequency (MHz)	Reading (dBμV)	C.F (dB/m)	Measurement (dBμV/m)	Margin (dB)	Limit (dBμV/m)	Detector
1		2471.767	70.94	32.38	103.32	N/A	N/A	Peak
2		2479.753	63.87	32.38	96.26	N/A	N/A	Peak
3		2483.500	23.59	32.38	55.97	-18.03	74.00	Peak
4	*	2488.348	29.79	32.38	62.17	-11.83	74.00	Peak

Notes:

1. " *", means this data is the worst emission level.

2. C.F (dB/m) = Antenna Factor (dB/m) + Cable Loss (dB).

3. Measurement (dBμV/m) = Reading (dBμV) + C.F (dB/m).

Site	WZ-AC2	Test Date	2024-07-03
Test Engineer	Bob Zhang	Temp./Humidity	25.5°C/56.8%
Factor	BBHA 9120D_1457_1-18GHz	Polarity	Horizontal
EUT	ACCESS POINT	Test Voltage	120V/60H
Test Mode	Transmit by Ant 8 2472MHz Ant 7 2480MHz		

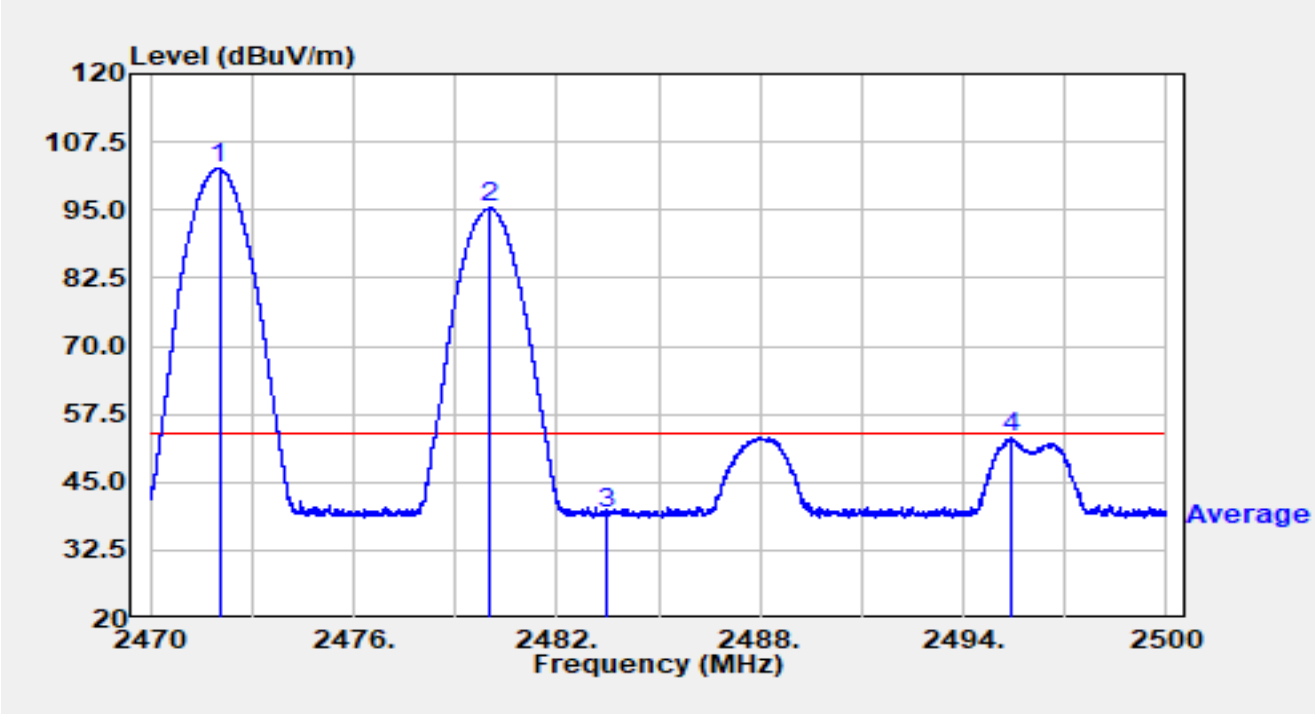

No	Mark	Frequency (MHz)	Reading (dBμV)	C.F (dB/m)	Measurement (dBμV/m)	Margin (dB)	Limit (dBμV/m)	Detector
1		2472.034	70.33	32.38	102.71	N/A	N/A	Average
2		2480.041	62.94	32.38	95.32	N/A	N/A	Average
3		2483.500	6.75	32.38	39.13	-14.87	54.00	Average
4	*	2495.449	20.77	32.39	53.16	-0.84	54.00	Average

Notes:

1. " *", means this data is the worst emission level.

2. C.F (dB/m) = Antenna Factor (dB/m) + Cable Loss (dB).

3. Measurement (dBμV/m) = Reading (dBμV) + C.F (dB/m).

Site	WZ-AC2	Test Date	2024-07-03
Test Engineer	Bob Zhang	Temp./Humidity	25.5°C/56.8%
Factor	BBHA 9120D_1457_1-18GHz	Polarity	Vertical
EUT	ACCESS POINT	Test Voltage	120V/60H
Test Mode	Transmit by Ant 8 2472MHz Ant 7 2480MHz		

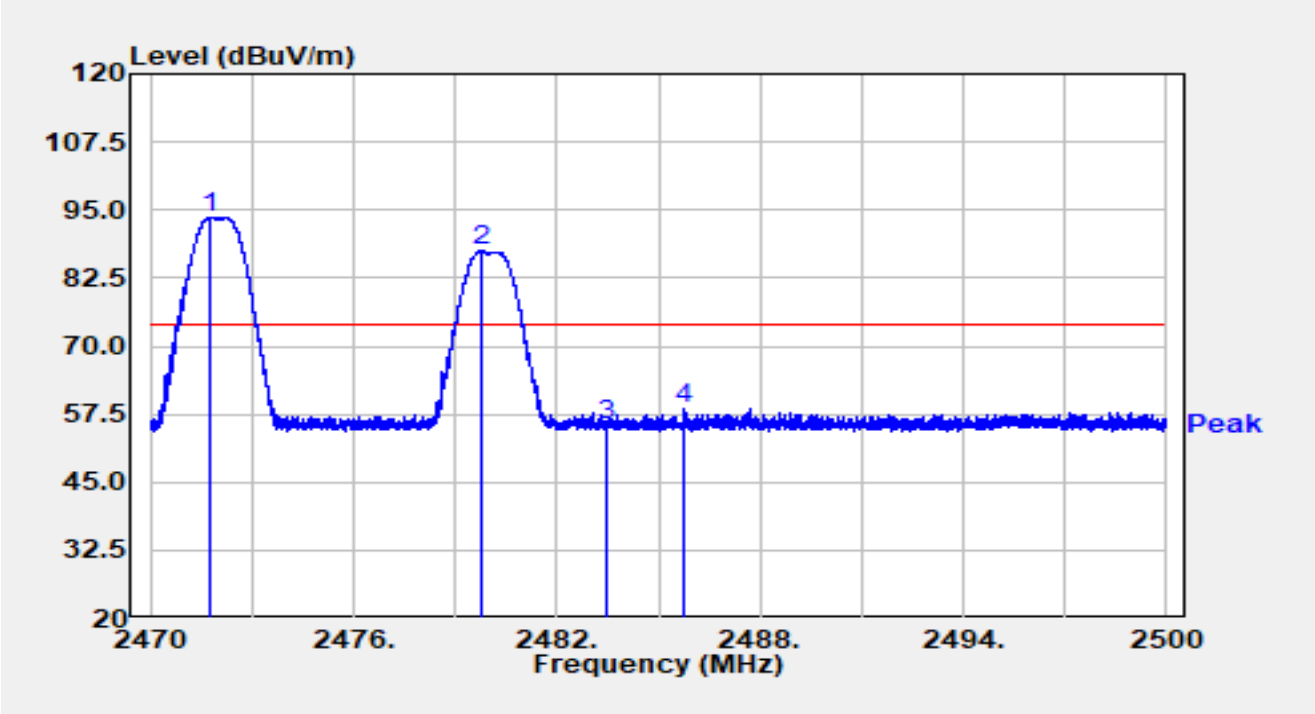

No	Mark	Frequency (MHz)	Reading (dBμV)	C.F (dB/m)	Measurement (dBμV/m)	Margin (dB)	Limit (dBμV/m)	Detector
1		2471.779	61.28	32.38	93.66	N/A	N/A	Peak
2		2479.741	55.14	32.38	87.52	N/A	N/A	Peak
3		2483.500	23.23	32.38	55.61	-18.39	74.00	Peak
4	*	2485.741	25.96	32.38	58.34	-15.66	74.00	Peak

Notes:

1. " *", means this data is the worst emission level.

2. C.F (dB/m) = Antenna Factor (dB/m) + Cable Loss (dB).

3. Measurement (dBμV/m) = Reading (dBμV) + C.F (dB/m).

Site	WZ-AC2	Test Date	2024-07-03
Test Engineer	Bob Zhang	Temp./Humidity	25.5°C/56.8%
Factor	BBHA 9120D_1457_1-18GHz	Polarity	Vertical
EUT	ACCESS POINT	Test Voltage	120V/60H
Test Mode	Transmit by Ant 8 2472MHz Ant 7 2480MHz		

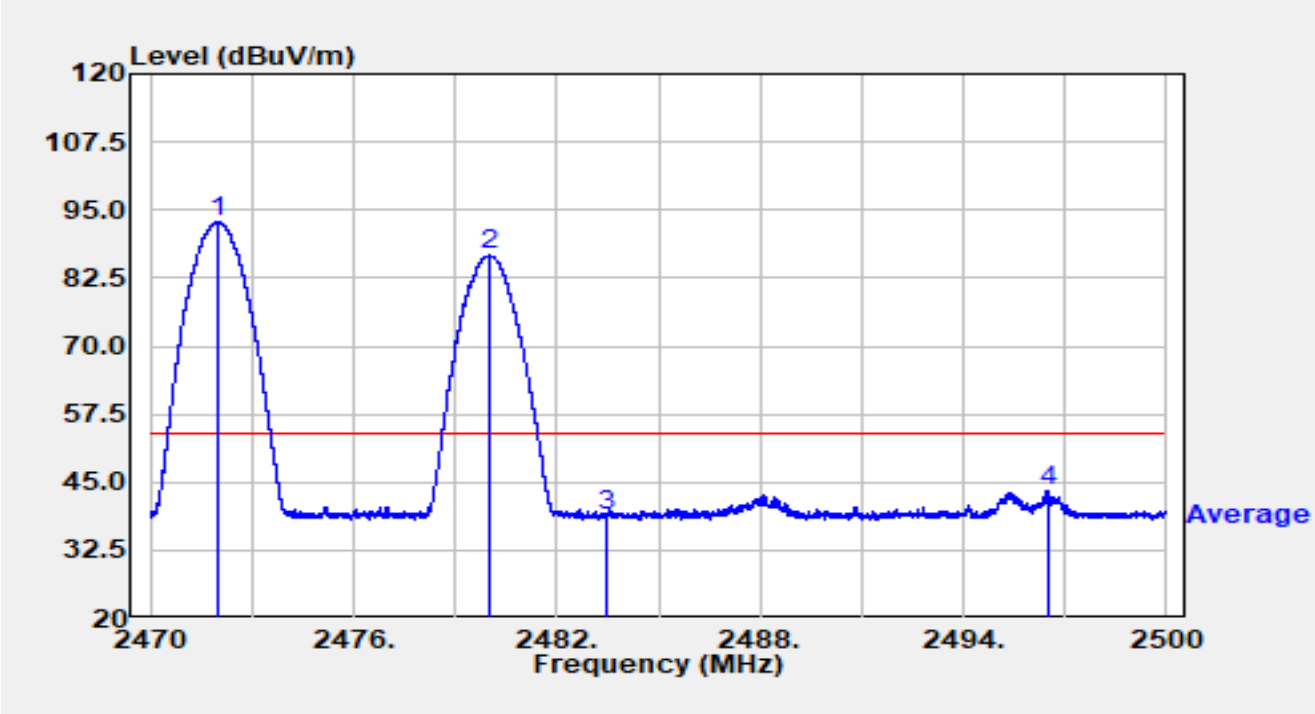

No	Mark	Frequency (MHz)	Reading (dBμV)	C.F (dB/m)	Measurement (dBμV/m)	Margin (dB)	Limit (dBμV/m)	Detector
1		2471.998	60.51	32.38	92.89	N/A	N/A	Average
2		2480.047	54.22	32.38	86.61	N/A	N/A	Average
3		2483.500	6.42	32.38	38.80	-15.20	54.00	Average
4	*	2496.478	11.12	32.39	43.52	-10.48	54.00	Average

Notes:

1. " *", means this data is the worst emission level.

2. C.F (dB/m) = Antenna Factor (dB/m) + Cable Loss (dB).

3. Measurement (dBμV/m) = Reading (dBμV) + C.F (dB/m).

Site	WZ-AC2	Test Date	2024-07-03
Test Engineer	Bob Zhang	Temp./Humidity	25.5°C/56.8%
Factor	BBHA 9120D_1457_1-18GHz	Polarity	Horizontal
EUT	ACCESS POINT	Test Voltage	120V/60H
Test Mode	Transmit by Ant 8 2474MHz Ant 7 2468MHz		

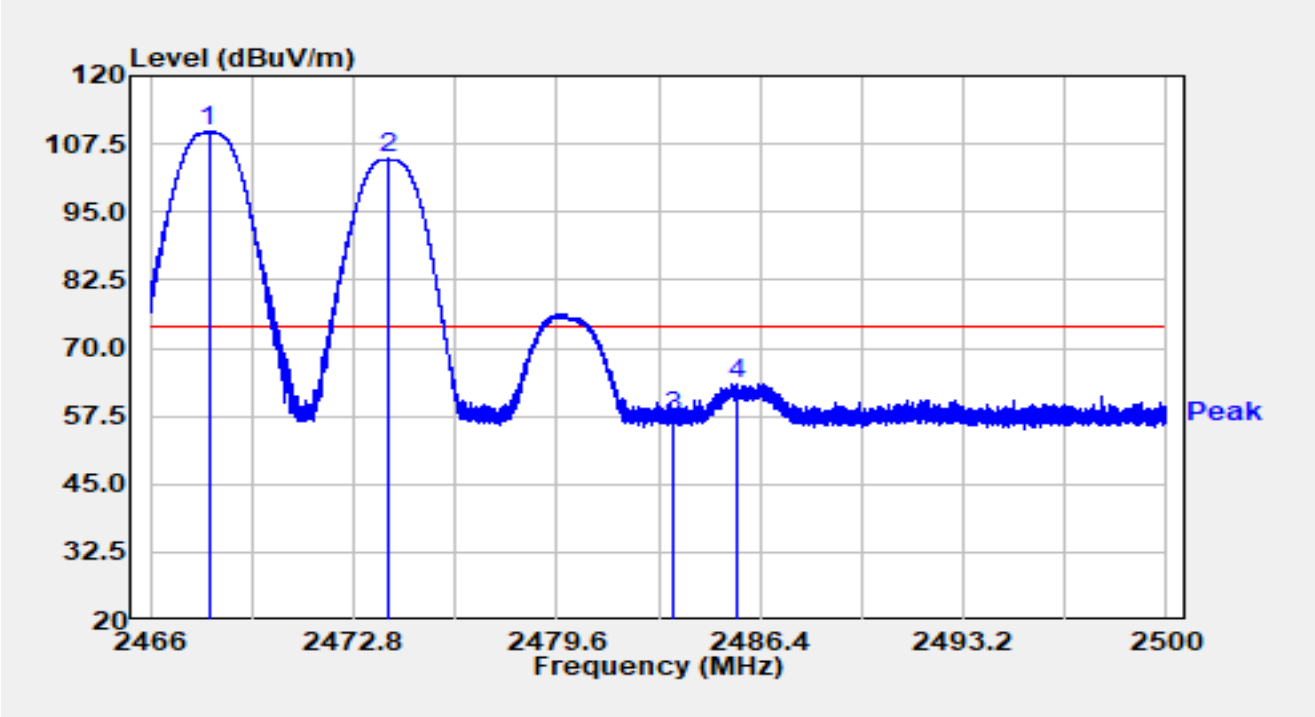

No	Mark	Frequency (MHz)	Reading (dBµV)	C.F (dB/m)	Measurement (dBµV/m)	Margin (dB)	Limit (dBµV/m)	Detector
1		2467.948	77.56	32.37	109.93	N/A	N/A	Peak
2		2473.949	72.34	32.39	104.73	N/A	N/A	Peak
3		2483.500	24.94	32.38	57.32	-16.68	74.00	Peak
4	*	2485.587	30.95	32.38	63.33	-10.67	74.00	Peak

Notes:

1. " *", means this data is the worst emission level.

2. C.F (dB/m) = Antenna Factor (dB/m) + Cable Loss (dB).

3. Measurement (dBµV/m) = Reading (dBµV) + C.F (dB/m).

Site	WZ-AC2	Test Date	2024-07-03
Test Engineer	Bob Zhang	Temp./Humidity	25.5°C/56.8%
Factor	BBHA 9120D_1457_1-18GHz	Polarity	Horizontal
EUT	ACCESS POINT	Test Voltage	120V/60H
Test Mode	Transmit by Ant 8 2474MHz Ant 7 2468MHz		

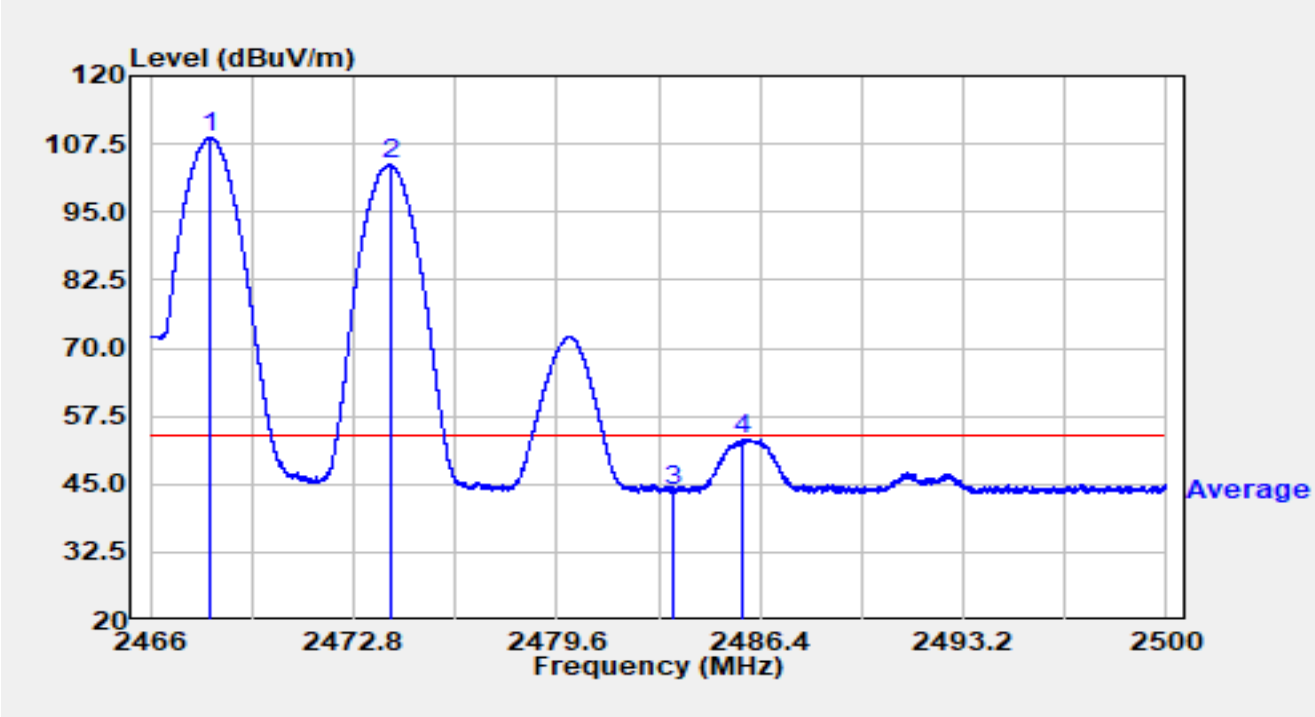

No	Mark	Frequency (MHz)	Reading (dBμV)	C.F (dB/m)	Measurement (dBμV/m)	Margin (dB)	Limit (dBμV/m)	Detector
1		2468.026	76.26	32.37	108.63	N/A	N/A	Average
2		2474.031	71.34	32.39	103.73	N/A	N/A	Average
3		2483.500	11.53	32.38	43.91	-10.09	54.00	Average
4	*	2485.812	20.84	32.38	53.22	-0.78	54.00	Average

Notes:

1. " *", means this data is the worst emission level.

2. C.F (dB/m) = Antenna Factor (dB/m) + Cable Loss (dB).

3. Measurement (dBμV/m) = Reading (dBμV) + C.F (dB/m).

Site	WZ-AC2	Test Date	2024-07-03
Test Engineer	Bob Zhang	Temp./Humidity	25.5°C/56.8%
Factor	BBHA 9120D_1457_1-18GHz	Polarity	Vertical
EUT	ACCESS POINT	Test Voltage	120V/60H
Test Mode	Transmit by Ant 8 2474MHz Ant 7 2468MHz		

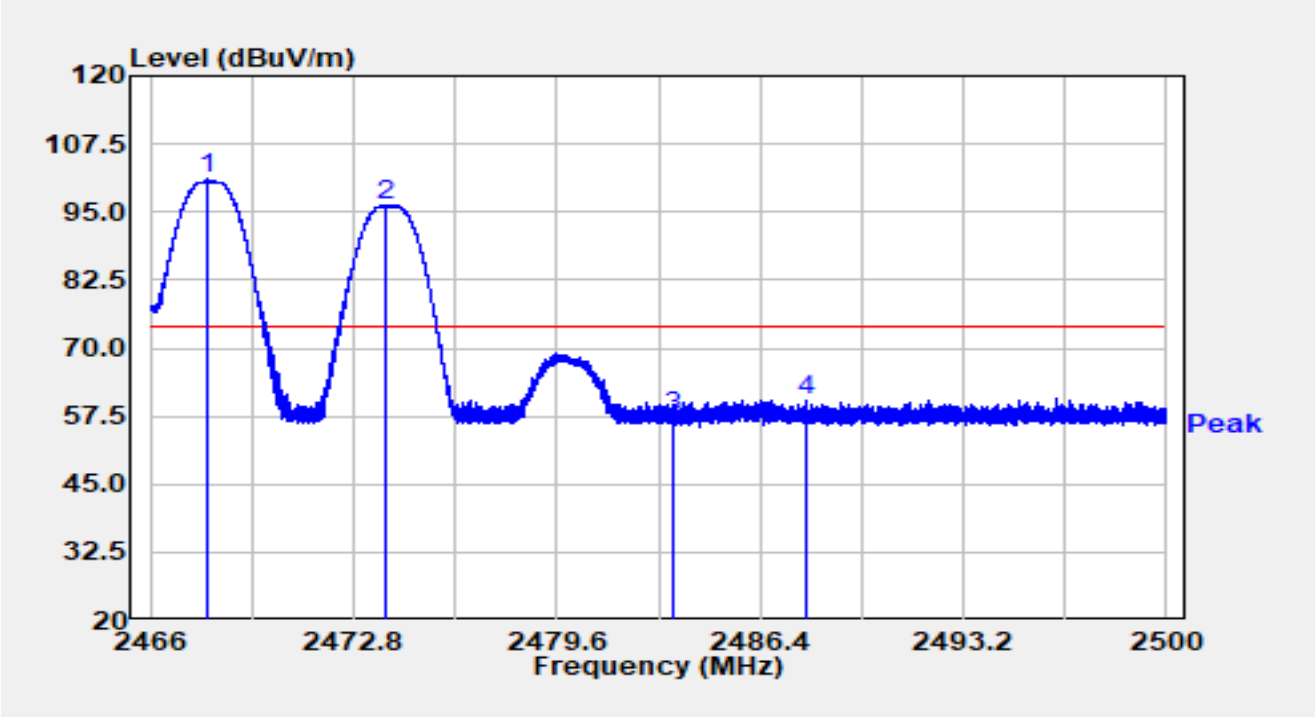

No	Mark	Frequency (MHz)	Reading (dBμV)	C.F (dB/m)	Measurement (dBμV/m)	Margin (dB)	Limit (dBμV/m)	Detector
1		2467.935	68.57	32.37	100.95	N/A	N/A	Peak
2		2473.861	63.89	32.39	96.28	N/A	N/A	Peak
3		2483.500	24.90	32.38	57.28	-16.72	74.00	Peak
4	*	2487.940	27.96	32.38	60.34	-13.66	74.00	Peak

Notes:

1. " *", means this data is the worst emission level.

2. C.F (dB/m) = Antenna Factor (dB/m) + Cable Loss (dB).

3. Measurement (dBμV/m) = Reading (dBμV) + C.F (dB/m).

Site	WZ-AC2	Test Date	2024-07-03
Test Engineer	Bob Zhang	Temp./Humidity	25.5°C/56.8%
Factor	BBHA 9120D_1457_1-18GHz	Polarity	Vertical
EUT	ACCESS POINT	Test Voltage	120V/60H
Test Mode	Transmit by Ant 8 2474MHz Ant 7 2468MHz		

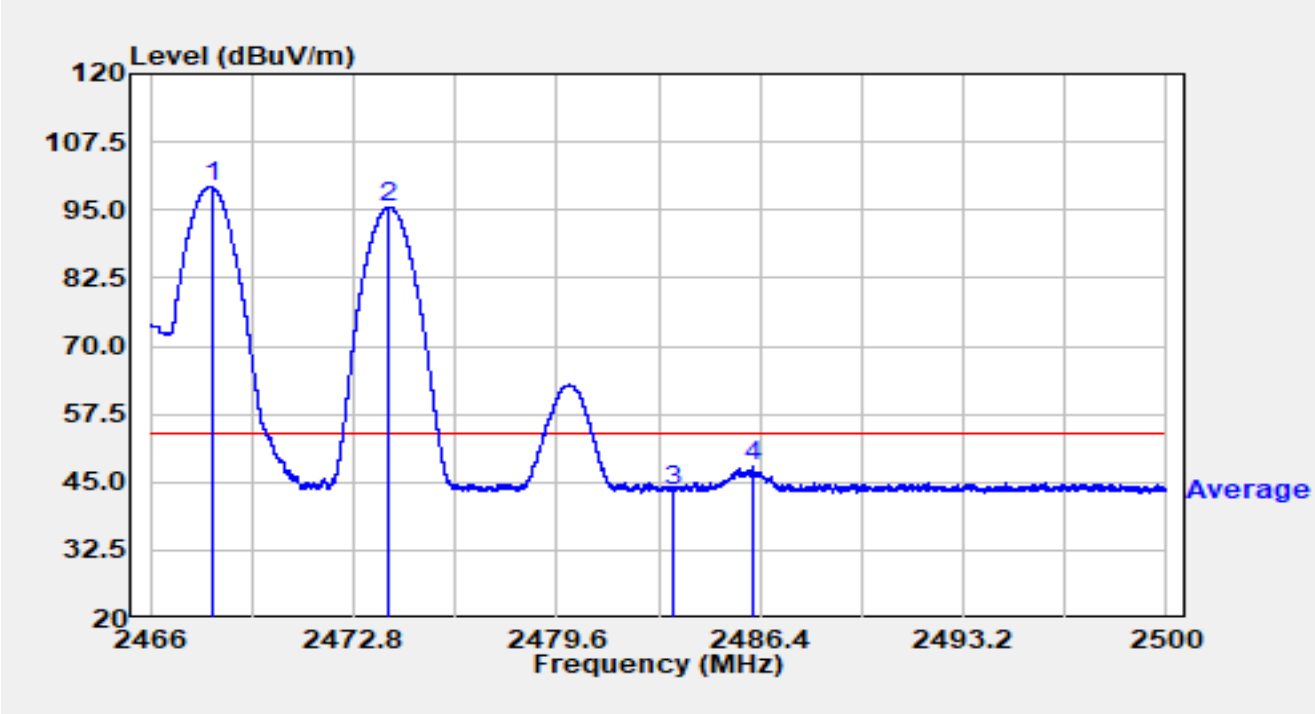

No	Mark	Frequency (MHz)	Reading (dBμV)	C.F (dB/m)	Measurement (dBμV/m)	Margin (dB)	Limit (dBμV/m)	Detector
1		2468.074	67.03	32.37	99.41	N/A	N/A	Average
2		2473.993	63.24	32.39	95.63	N/A	N/A	Average
3		2483.500	11.18	32.38	43.56	-10.44	54.00	Average
4	*	2486.172	15.38	32.38	47.76	-6.24	54.00	Average

Notes:

1. " *", means this data is the worst emission level.

2. C.F (dB/m) = Antenna Factor (dB/m) + Cable Loss (dB).

3. Measurement (dBμV/m) = Reading (dBμV) + C.F (dB/m).

Site	WZ-AC2	Test Date	2024-07-03
Test Engineer	Bob Zhang	Temp./Humidity	25.5°C/56.8%
Factor	BBHA 9120D_1457_1-18GHz	Polarity	Horizontal
EUT	ACCESS POINT	Test Voltage	120V/60H
Test Mode	Transmit by Ant 8 2474MHz Ant 7 2476MHz		

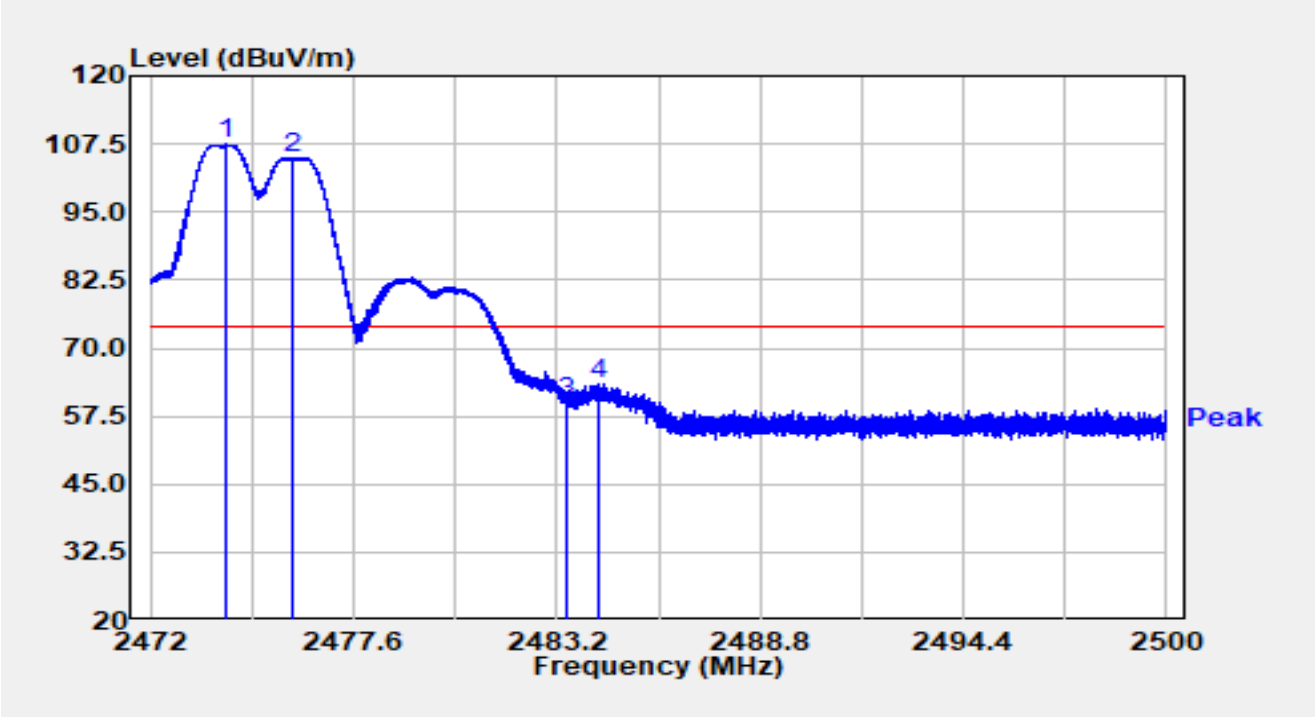

No	Mark	Frequency (MHz)	Reading (dBμV)	C.F (dB/m)	Measurement (dBμV/m)	Margin (dB)	Limit (dBμV/m)	Detector
1		2474.100	75.00	32.39	107.39	N/A	N/A	Peak
2		2475.937	72.59	32.39	104.97	N/A	N/A	Peak
3		2483.500	27.70	32.38	60.08	-13.92	74.00	Peak
4	*	2484.348	30.95	32.38	63.33	-10.67	74.00	Peak

Notes:

1. " *", means this data is the worst emission level.

2. C.F (dB/m) = Antenna Factor (dB/m) + Cable Loss (dB).

3. Measurement (dBμV/m) = Reading (dBμV) + C.F (dB/m).

Site	WZ-AC2	Test Date	2024-07-03
Test Engineer	Bob Zhang	Temp./Humidity	25.5°C/56.8%
Factor	BBHA 9120D_1457_1-18GHz	Polarity	Vertical
EUT	ACCESS POINT	Test Voltage	120V/60H
Test Mode	Transmit by Ant 8 2474MHz Ant 7 2476MHz		

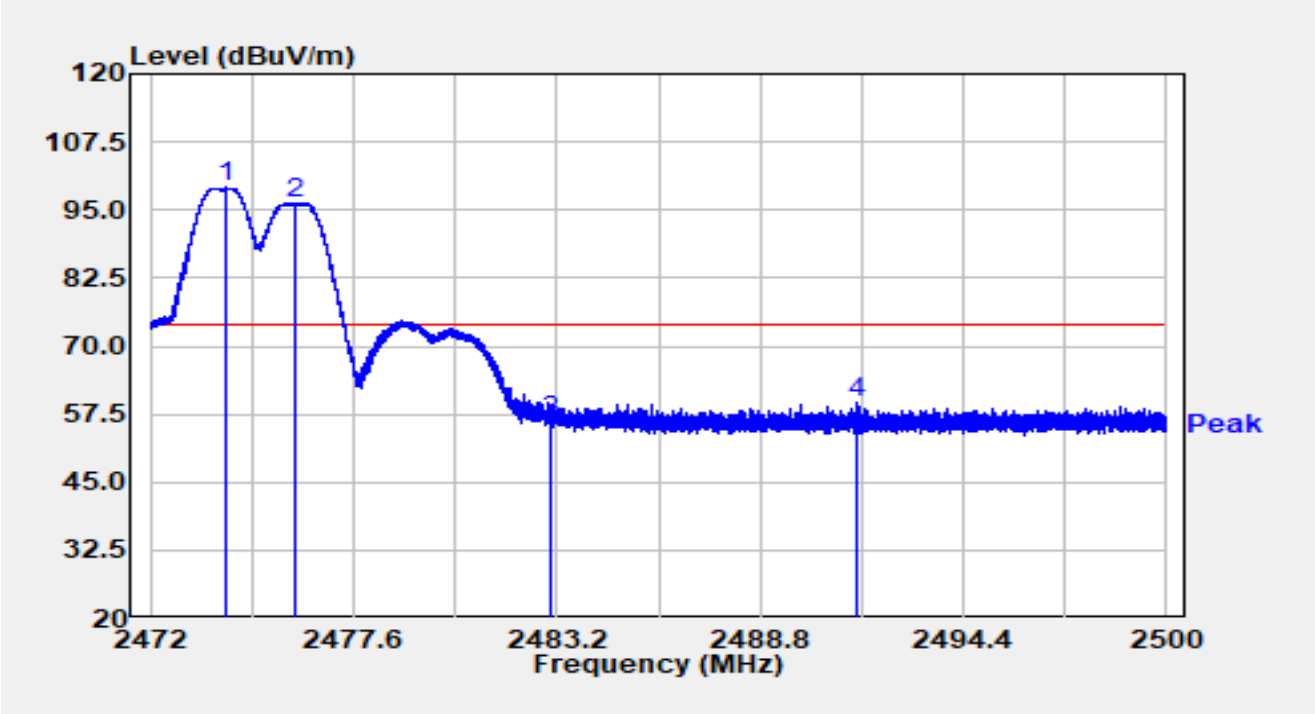

No	Mark	Frequency (MHz)	Reading (dBμV)	C.F (dB/m)	Measurement (dBμV/m)	Margin (dB)	Limit (dBμV/m)	Detector
1		2474.100	66.69	32.39	99.08	N/A	N/A	Peak
2		2475.998	63.87	32.39	96.26	N/A	N/A	Peak
3		2483.000	23.73	32.38	56.11	-17.89	74.00	Peak
4	*	2491.479	27.08	32.38	59.46	-14.54	74.00	Peak

Notes:

1. " *", means this data is the worst emission level.

2. C.F (dB/m) = Antenna Factor (dB/m) + Cable Loss (dB).

3. Measurement (dBμV/m) = Reading (dBμV) + C.F (dB/m).

Site	WZ-AC2	Test Date	2024-07-03
Test Engineer	Bob Zhang	Temp./Humidity	25.5°C/56.8%
Factor	BBHA 9120D_1457_1-18GHz	Polarity	Horizontal
EUT	ACCESS POINT	Test Voltage	120V/60H
Test Mode	Transmit by Ant 8 2474MHz Ant 7 2476MHz		

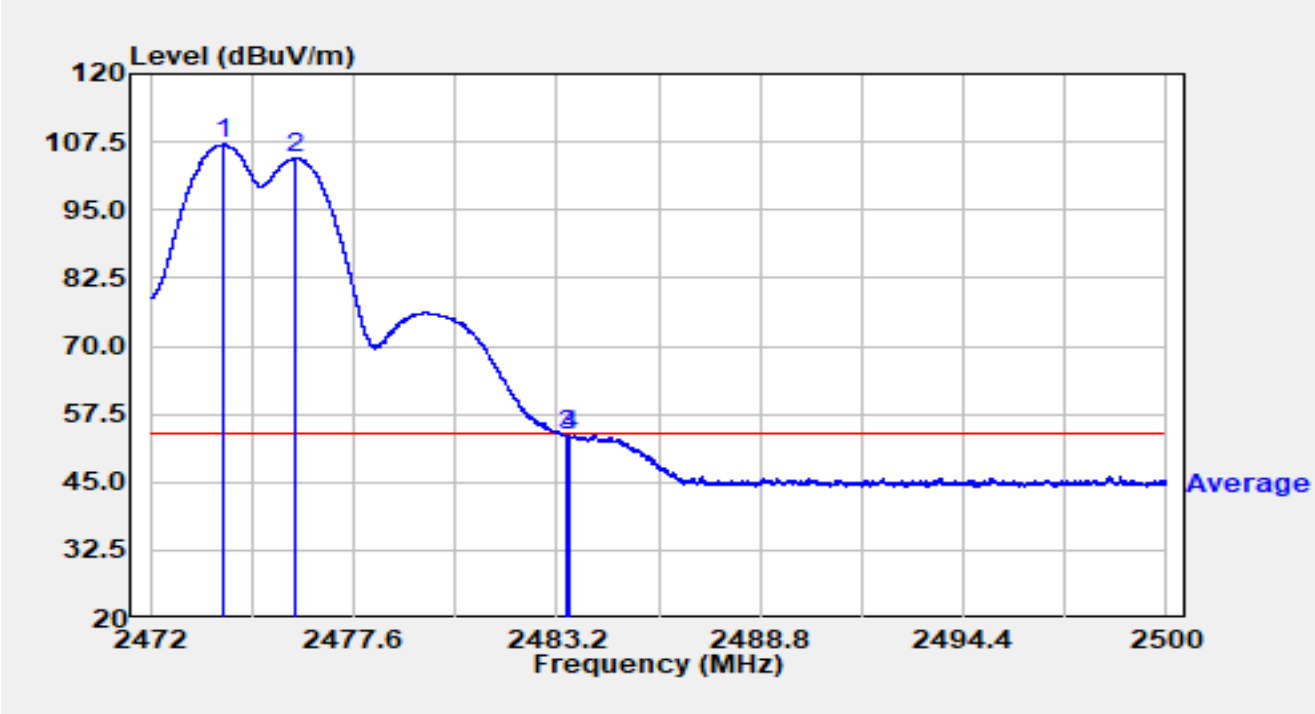

No	Mark	Frequency (MHz)	Reading (dBμV)	C.F (dB/m)	Measurement (dBμV/m)	Margin (dB)	Limit (dBμV/m)	Detector
1		2474.030	74.66	32.39	107.05	N/A	N/A	Average
2		2475.993	72.10	32.39	104.49	N/A	N/A	Average
3		2483.500	21.23	32.38	53.62	-0.38	54.00	Average
4	*	2483.514	21.29	32.38	53.67	-0.33	54.00	Average

Notes:

1. " *", means this data is the worst emission level.
2. C.F (dB/m) = Antenna Factor (dB/m) + Cable Loss (dB).
3. Measurement (dBμV/m) = Reading (dBμV) + C.F (dB/m).

Site	WZ-AC2	Test Date	2024-07-03
Test Engineer	Bob Zhang	Temp./Humidity	25.5°C/56.8%
Factor	BBHA 9120D_1457_1-18GHz	Polarity	Vertical
EUT	ACCESS POINT	Test Voltage	120V/60H
Test Mode	Transmit by Ant 8 2474MHz Ant 7 2476MHz		

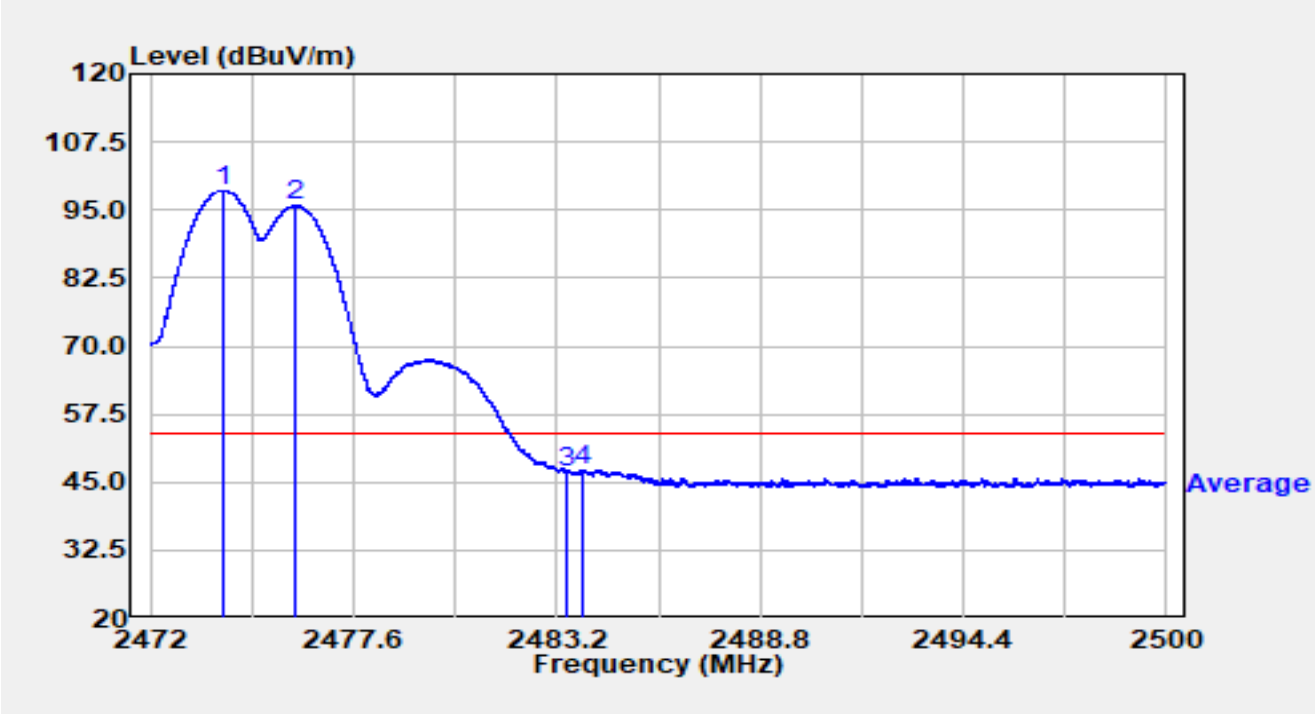

No	Mark	Frequency (MHz)	Reading (dBμV)	C.F (dB/m)	Measurement (dBμV/m)	Margin (dB)	Limit (dBμV/m)	Detector
1		2473.991	66.26	32.39	98.65	N/A	N/A	Average
2		2476.007	63.38	32.39	95.76	N/A	N/A	Average
3		2483.500	14.47	32.38	46.85	-7.15	54.00	Average
4	*	2483.931	14.83	32.38	47.21	-6.79	54.00	Average

Notes:

1. " *", means this data is the worst emission level.
2. C.F (dB/m) = Antenna Factor (dB/m) + Cable Loss (dB).
3. Measurement (dBμV/m) = Reading (dBμV) + C.F (dB/m).

Site	WZ-AC2	Test Date	2024-07-03
Test Engineer	Bob Zhang	Temp./Humidity	25.5°C/56.8%
Factor	BBHA 9120D_1457_1-18GHz	Polarity	Horizontal
EUT	ACCESS POINT	Test Voltage	120V/60H
Test Mode	Transmit by Ant 8 2474MHz Ant 7 2478MHz		

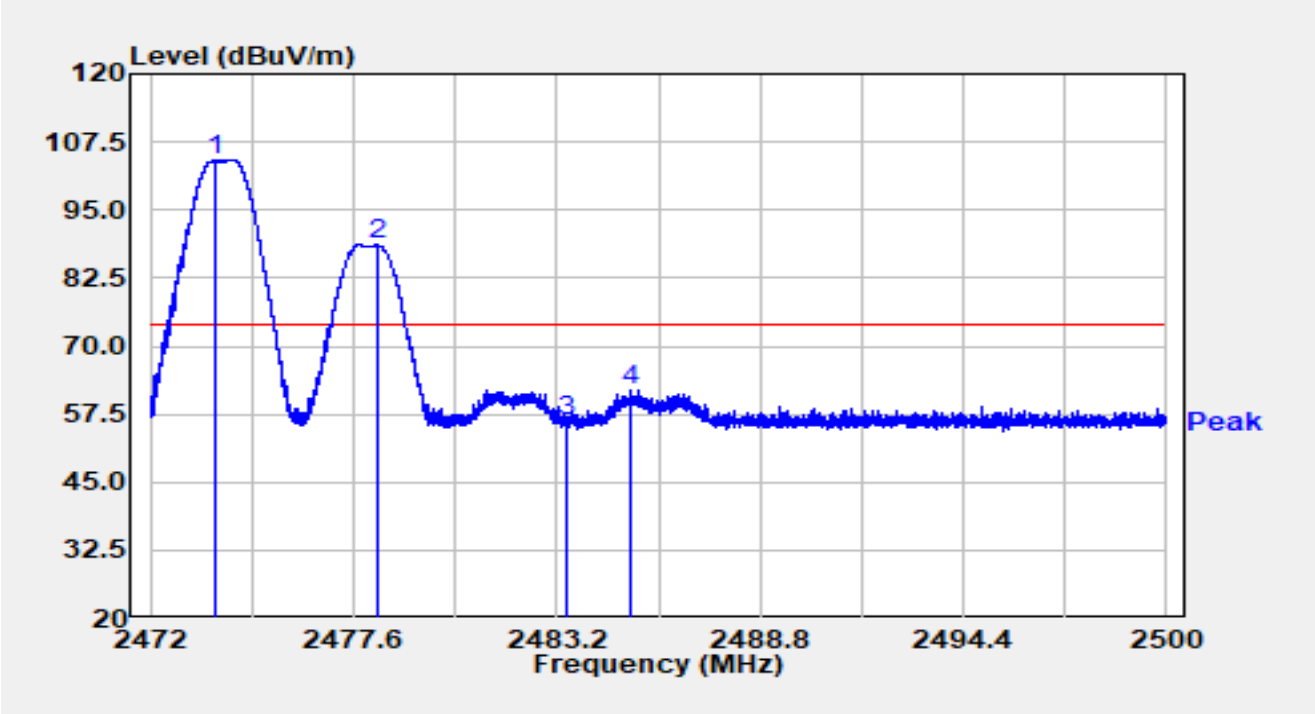

No	Mark	Frequency (MHz)	Reading (dBμV)	C.F (dB/m)	Measurement (dBμV/m)	Margin (dB)	Limit (dBμV/m)	Detector
1		2473.761	71.88	32.39	104.26	N/A	N/A	Peak
2		2478.241	56.24	32.38	88.63	N/A	N/A	Peak
3		2483.500	23.73	32.38	56.11	-17.89	74.00	Peak
4	*	2485.210	29.57	32.38	61.95	-12.05	74.00	Peak

Notes:

1. " *", means this data is the worst emission level.

2. C.F (dB/m) = Antenna Factor (dB/m) + Cable Loss (dB).

3. Measurement (dBμV/m) = Reading (dBμV) + C.F (dB/m).

Site	WZ-AC2	Test Date	2024-07-03
Test Engineer	Bob Zhang	Temp./Humidity	25.5°C/56.8%
Factor	BBHA 9120D_1457_1-18GHz	Polarity	Horizontal
EUT	ACCESS POINT	Test Voltage	120V/60H
Test Mode	Transmit by Ant 8 2474MHz Ant 7 2478MHz		

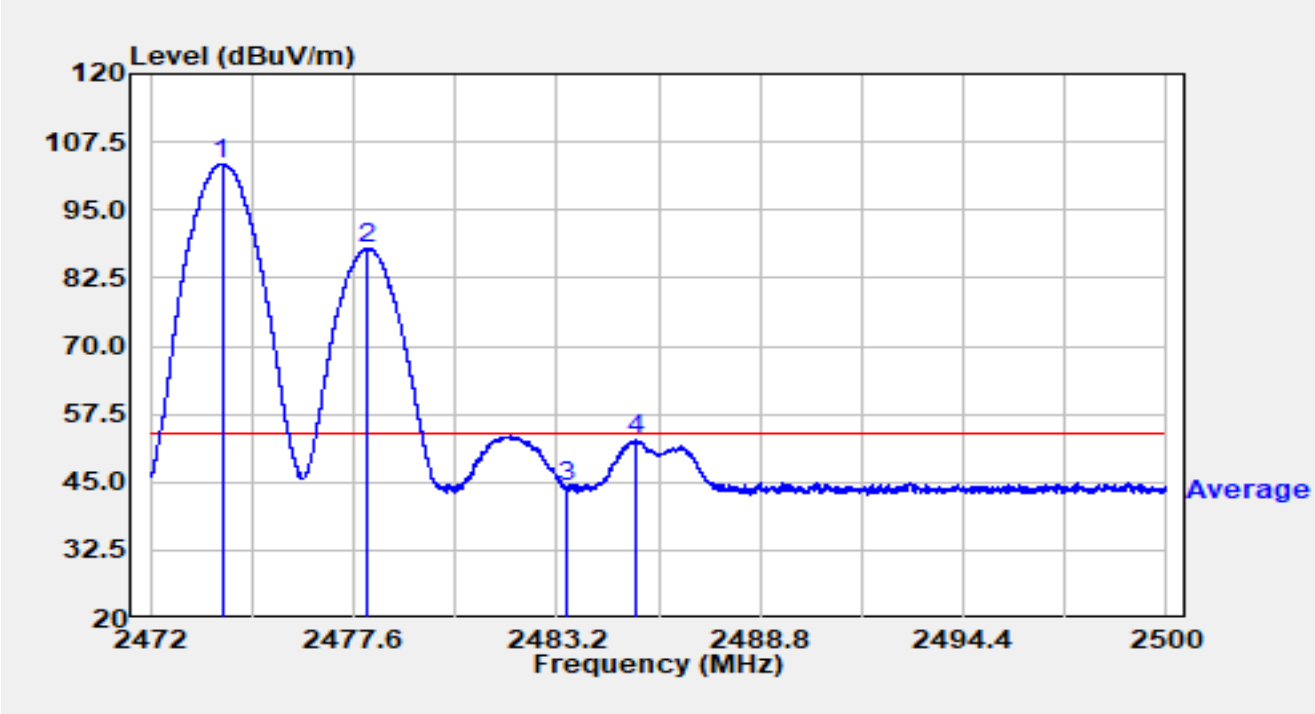

No	Mark	Frequency (MHz)	Reading (dBμV)	C.F (dB/m)	Measurement (dBμV/m)	Margin (dB)	Limit (dBμV/m)	Detector
1		2473.971	71.17	32.39	103.56	N/A	N/A	Average
2		2477.978	55.53	32.38	87.91	N/A	N/A	Average
3		2483.500	11.62	32.38	44.00	-10.00	54.00	Average
4	*	2485.390	20.29	32.38	52.67	-1.33	54.00	Average

Notes:

1. " *", means this data is the worst emission level.
2. C.F (dB/m) = Antenna Factor (dB/m) + Cable Loss (dB).
3. Measurement (dBμV/m) = Reading (dBμV) + C.F (dB/m).

Site	WZ-AC2	Test Date	2024-07-03
Test Engineer	Bob Zhang	Temp./Humidity	25.5°C/56.8%
Factor	BBHA 9120D_1457_1-18GHz	Polarity	Vertical
EUT	ACCESS POINT	Test Voltage	120V/60H
Test Mode	Transmit by Ant 8 2474MHz Ant 7 2478MHz		

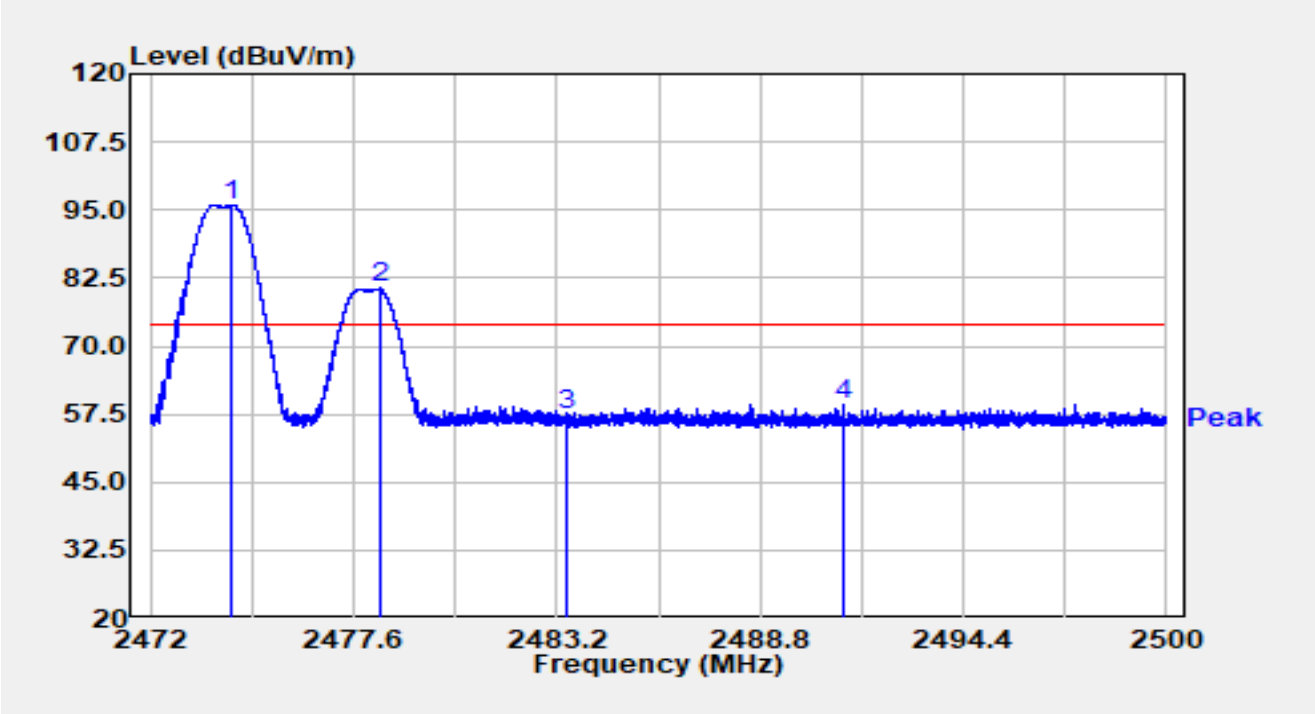

No	Mark	Frequency (MHz)	Reading (dBμV)	C.F (dB/m)	Measurement (dBμV/m)	Margin (dB)	Limit (dBμV/m)	Detector
1		2474.243	63.53	32.39	95.91	N/A	N/A	Peak
2		2478.353	48.21	32.38	80.60	N/A	N/A	Peak
3		2483.500	25.03	32.38	57.42	-16.58	74.00	Peak
4	*	2491.099	26.86	32.38	59.24	-14.76	74.00	Peak

Notes:

1. " *", means this data is the worst emission level.
2. C.F (dB/m) = Antenna Factor (dB/m) + Cable Loss (dB).
3. Measurement (dBμV/m) = Reading (dBμV) + C.F (dB/m).

Site	WZ-AC2	Test Date	2024-07-03
Test Engineer	Bob Zhang	Temp./Humidity	25.5°C/56.8%
Factor	BBHA 9120D_1457_1-18GHz	Polarity	Vertical
EUT	ACCESS POINT	Test Voltage	120V/60H
Test Mode	Transmit by Ant 8 2474MHz Ant 7 2478MHz		

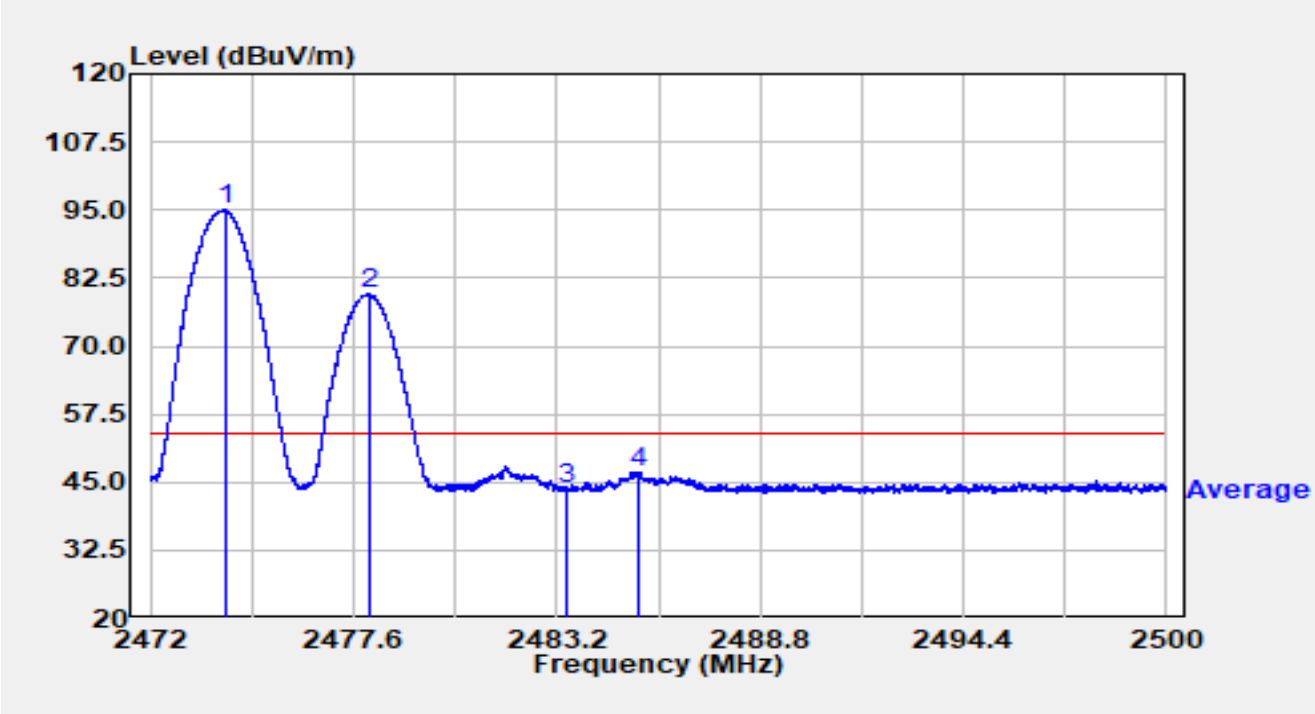

No	Mark	Frequency (MHz)	Reading (dBμV)	C.F (dB/m)	Measurement (dBμV/m)	Margin (dB)	Limit (dBμV/m)	Detector
1		2474.052	62.66	32.39	95.05	N/A	N/A	Average
2		2478.009	47.15	32.38	79.54	N/A	N/A	Average
3		2483.500	11.53	32.38	43.91	-10.09	54.00	Average
4	*	2485.448	14.54	32.38	46.92	-7.08	54.00	Average

Notes:

1. " *", means this data is the worst emission level.

2. C.F (dB/m) = Antenna Factor (dB/m) + Cable Loss (dB).

3. Measurement (dBμV/m) = Reading (dBμV) + C.F (dB/m).

Site	WZ-AC2	Test Date	2024-07-03
Test Engineer	Bob Zhang	Temp./Humidity	25.5°C/56.8%
Factor	BBHA 9120D_1457_1-18GHz	Polarity	Horizontal
EUT	ACCESS POINT	Test Voltage	120V/60H
Test Mode	Transmit by Ant 8 2474MHz Ant 7 2480MHz		

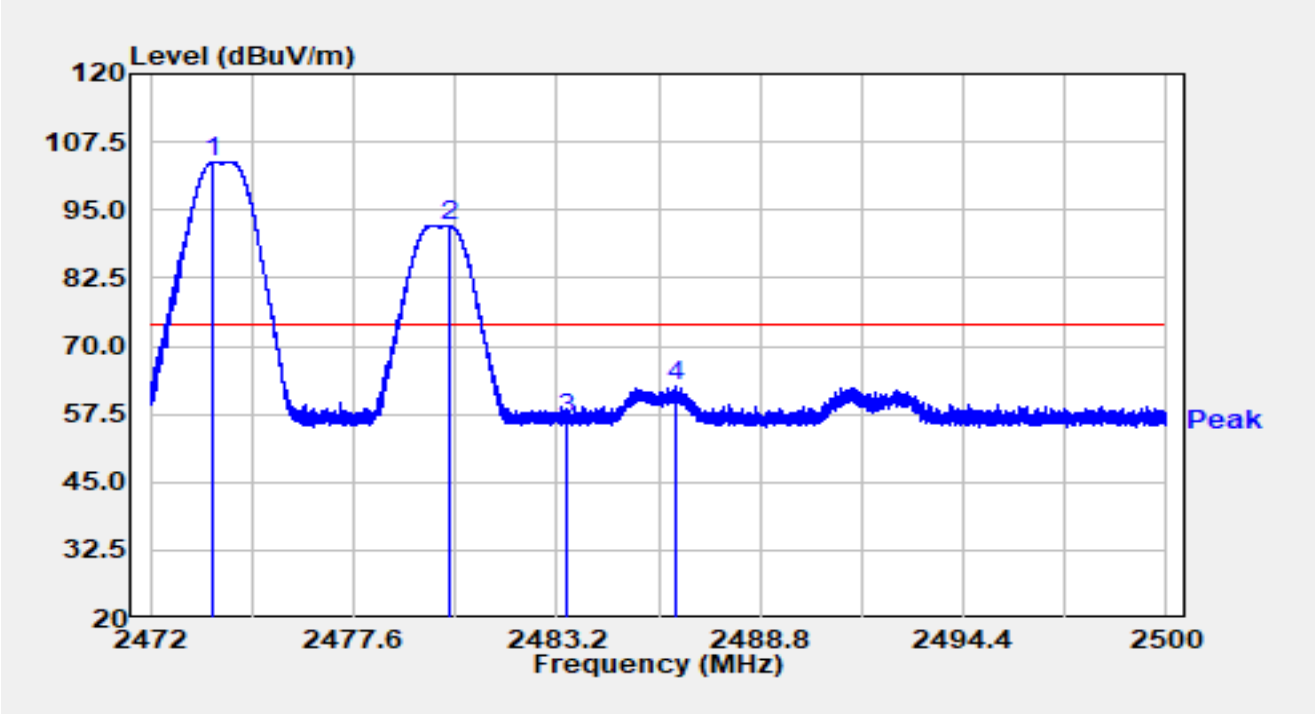

No	Mark	Frequency (MHz)	Reading (dBμV)	C.F (dB/m)	Measurement (dBμV/m)	Margin (dB)	Limit (dBμV/m)	Detector
1		2473.750	71.55	32.39	103.94	N/A	N/A	Peak
2		2480.232	59.80	32.38	92.19	N/A	N/A	Peak
3		2483.500	24.18	32.38	56.56	-17.44	74.00	Peak
4	*	2486.482	30.21	32.38	62.59	-11.41	74.00	Peak

Notes:

1. " *", means this data is the worst emission level.

2. C.F (dB/m) = Antenna Factor (dB/m) + Cable Loss (dB).

3. Measurement (dBμV/m) = Reading (dBμV) + C.F (dB/m).

Site	WZ-AC2	Test Date	2024-07-03
Test Engineer	Bob Zhang	Temp./Humidity	25.5°C/56.8%
Factor	BBHA 9120D_1457_1-18GHz	Polarity	Horizontal
EUT	ACCESS POINT	Test Voltage	120V/60H
Test Mode	Transmit by Ant 8 2474MHz Ant 7 2480MHz		

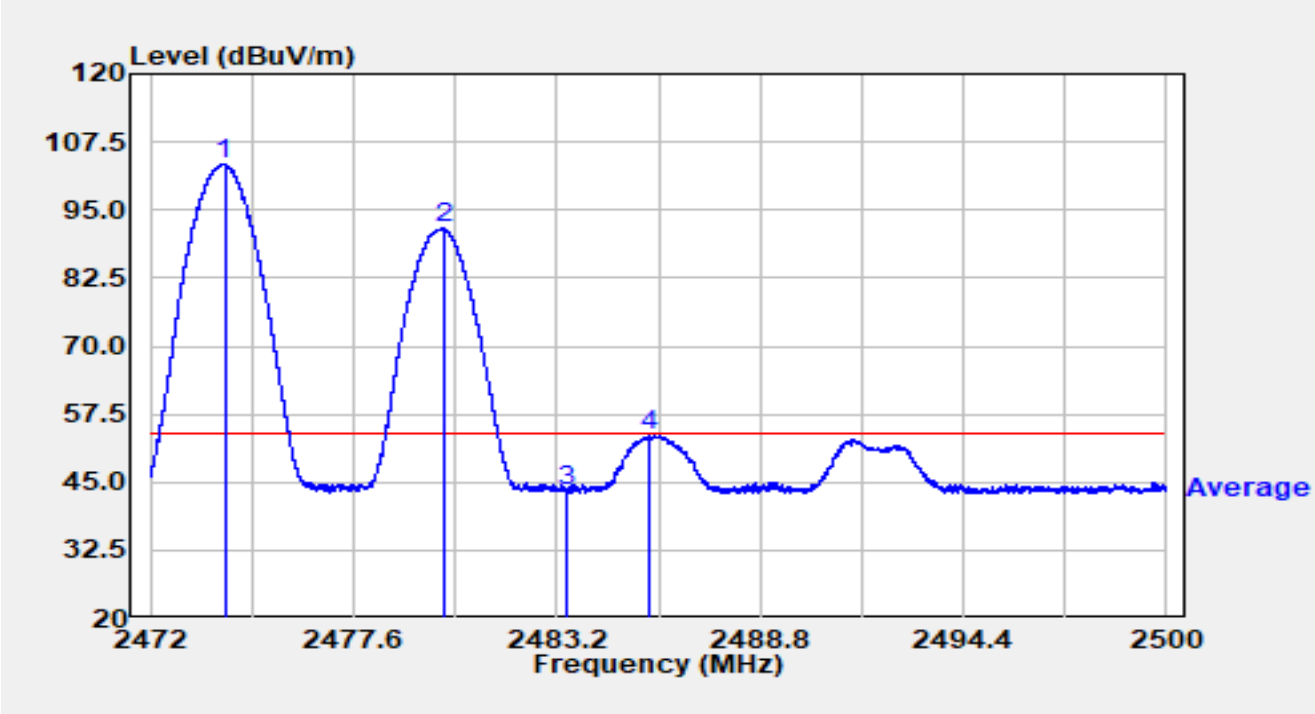

No	Mark	Frequency (MHz)	Reading (dBμV)	C.F (dB/m)	Measurement (dBμV/m)	Margin (dB)	Limit (dBμV/m)	Detector
1		2474.044	71.00	32.39	103.39	N/A	N/A	Average
2		2480.064	59.24	32.38	91.63	N/A	N/A	Average
3		2483.500	11.14	32.38	43.52	-10.48	54.00	Average
4	*	2485.776	21.13	32.38	53.51	-0.49	54.00	Average

Notes:

1. " *", means this data is the worst emission level.
2. C.F (dB/m) = Antenna Factor (dB/m) + Cable Loss (dB).
3. Measurement (dBμV/m) = Reading (dBμV) + C.F (dB/m).

Site	WZ-AC2	Test Date	2024-07-03
Test Engineer	Bob Zhang	Temp./Humidity	25.5°C/56.8%
Factor	BBHA 9120D_1457_1-18GHz	Polarity	Vertical
EUT	ACCESS POINT	Test Voltage	120V/60H
Test Mode	Transmit by Ant 8 2474MHz Ant 7 2480MHz		

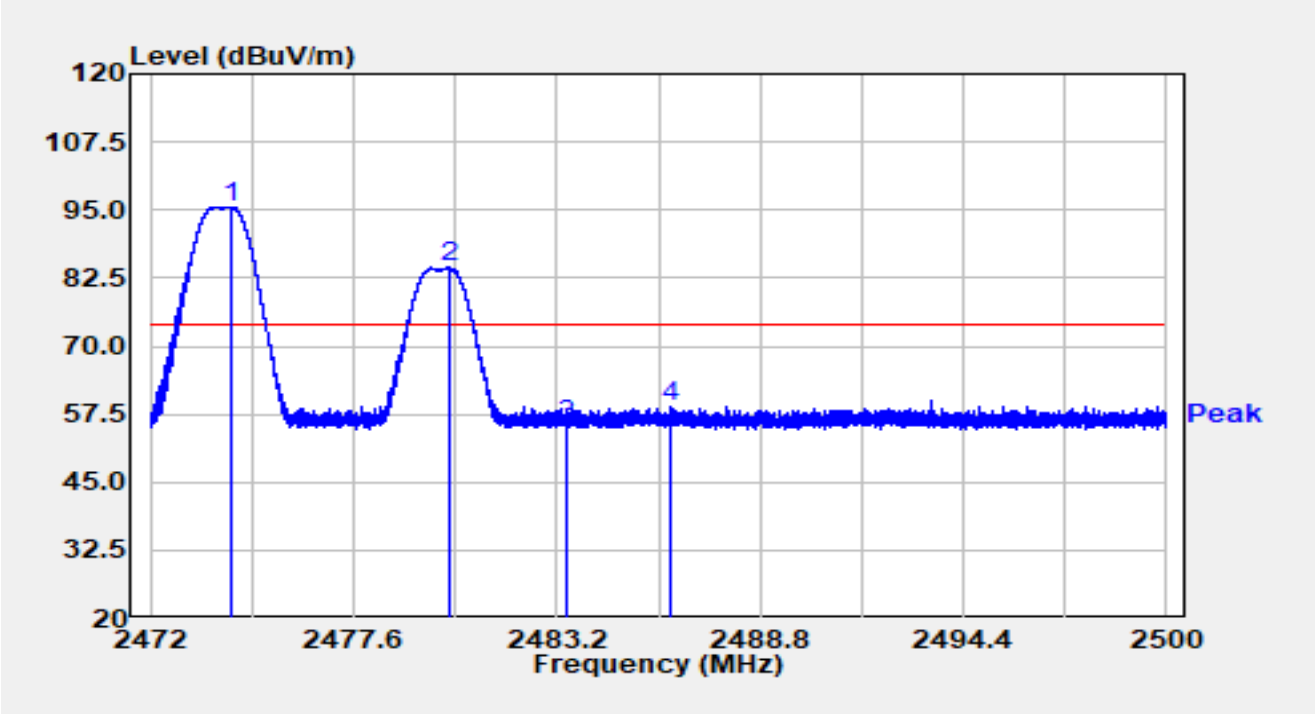

No	Mark	Frequency (MHz)	Reading (dBμV)	C.F (dB/m)	Measurement (dBμV/m)	Margin (dB)	Limit (dBμV/m)	Detector
1		2474.226	63.24	32.39	95.63	N/A	N/A	Peak
2		2480.246	52.01	32.38	84.39	N/A	N/A	Peak
3		2483.500	23.16	32.38	55.54	-18.46	74.00	Peak
4	*	2486.322	26.62	32.38	59.00	-15.00	74.00	Peak

Notes:

1. " *", means this data is the worst emission level.
2. C.F (dB/m) = Antenna Factor (dB/m) + Cable Loss (dB).
3. Measurement (dBμV/m) = Reading (dBμV) + C.F (dB/m).

Site	WZ-AC2	Test Date	2024-07-03
Test Engineer	Bob Zhang	Temp./Humidity	25.5°C/56.8%
Factor	BBHA 9120D_1457_1-18GHz	Polarity	Vertical
EUT	ACCESS POINT	Test Voltage	120V/60H
Test Mode	Transmit by Ant 8 2474MHz Ant 7 2480MHz		

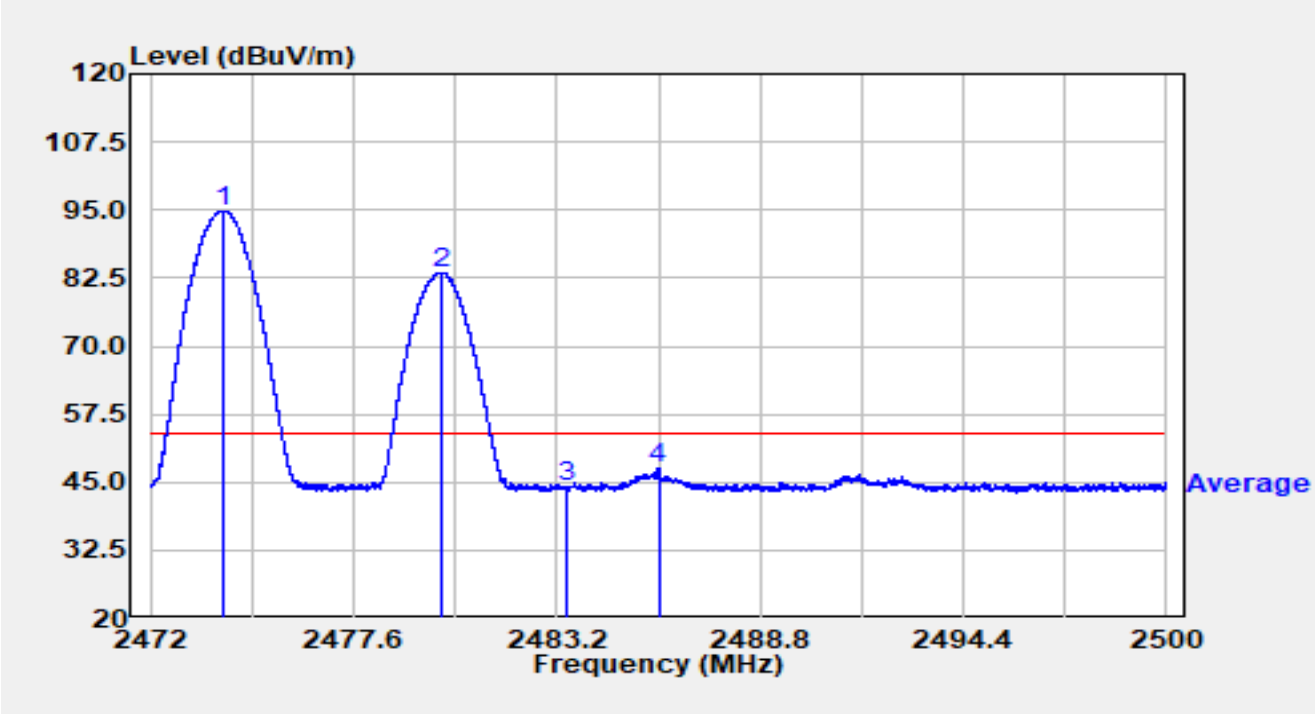

No	Mark	Frequency (MHz)	Reading (dBμV)	C.F (dB/m)	Measurement (dBμV/m)	Margin (dB)	Limit (dBμV/m)	Detector
1		2473.999	62.51	32.39	94.89	N/A	N/A	Average
2		2480.005	51.13	32.38	83.51	N/A	N/A	Average
3		2483.500	11.64	32.38	44.02	-9.98	54.00	Average
4	*	2486.000	15.31	32.38	47.69	-6.31	54.00	Average

Notes:

1. " *", means this data is the worst emission level.
2. C.F (dB/m) = Antenna Factor (dB/m) + Cable Loss (dB).
3. Measurement (dBμV/m) = Reading (dBμV) + C.F (dB/m).

Site	WZ-AC2	Test Date	2024-07-03
Test Engineer	Bob Zhang	Temp./Humidity	25.5°C/56.8%
Factor	BBHA 9120D_1457_1-18GHz	Polarity	Horizontal
EUT	ACCESS POINT	Test Voltage	120V/60H
Test Mode	Transmit by Ant 8 2476MHz Ant 7 2468MHz		

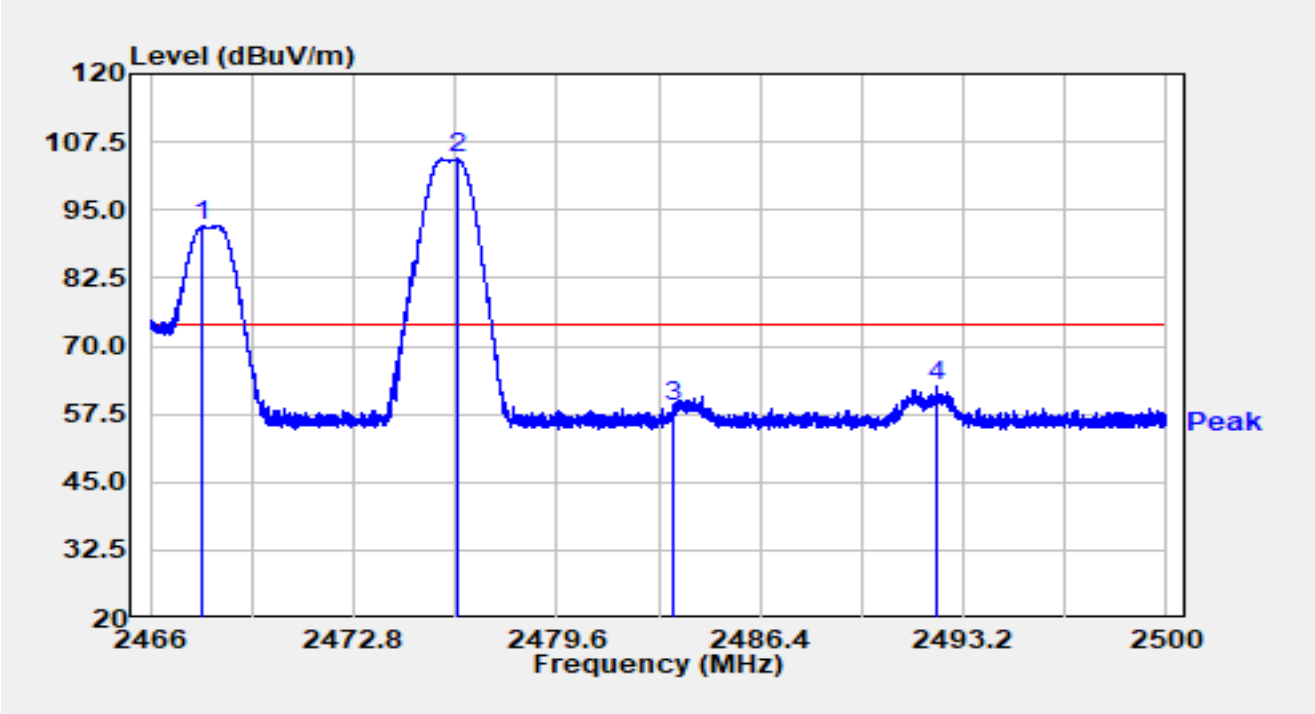

No	Mark	Frequency (MHz)	Reading (dBμV)	C.F (dB/m)	Measurement (dBμV/m)	Margin (dB)	Limit (dBμV/m)	Detector
1		2467.758	59.77	32.37	92.14	N/A	N/A	Peak
2		2476.254	71.99	32.39	104.38	N/A	N/A	Peak
3		2483.500	26.57	32.38	58.95	-15.05	74.00	Peak
4	*	2492.343	30.25	32.38	62.63	-11.37	74.00	Peak

Notes:

1. " *", means this data is the worst emission level.

2. C.F (dB/m) = Antenna Factor (dB/m) + Cable Loss (dB).

3. Measurement (dBμV/m) = Reading (dBμV) + C.F (dB/m).

Site	WZ-AC2	Test Date	2024-07-03
Test Engineer	Bob Zhang	Temp./Humidity	25.5°C/56.8%
Factor	BBHA 9120D_1457_1-18GHz	Polarity	Horizontal
EUT	ACCESS POINT	Test Voltage	120V/60H
Test Mode	Transmit by Ant 8 2476MHz Ant 7 2468MHz		

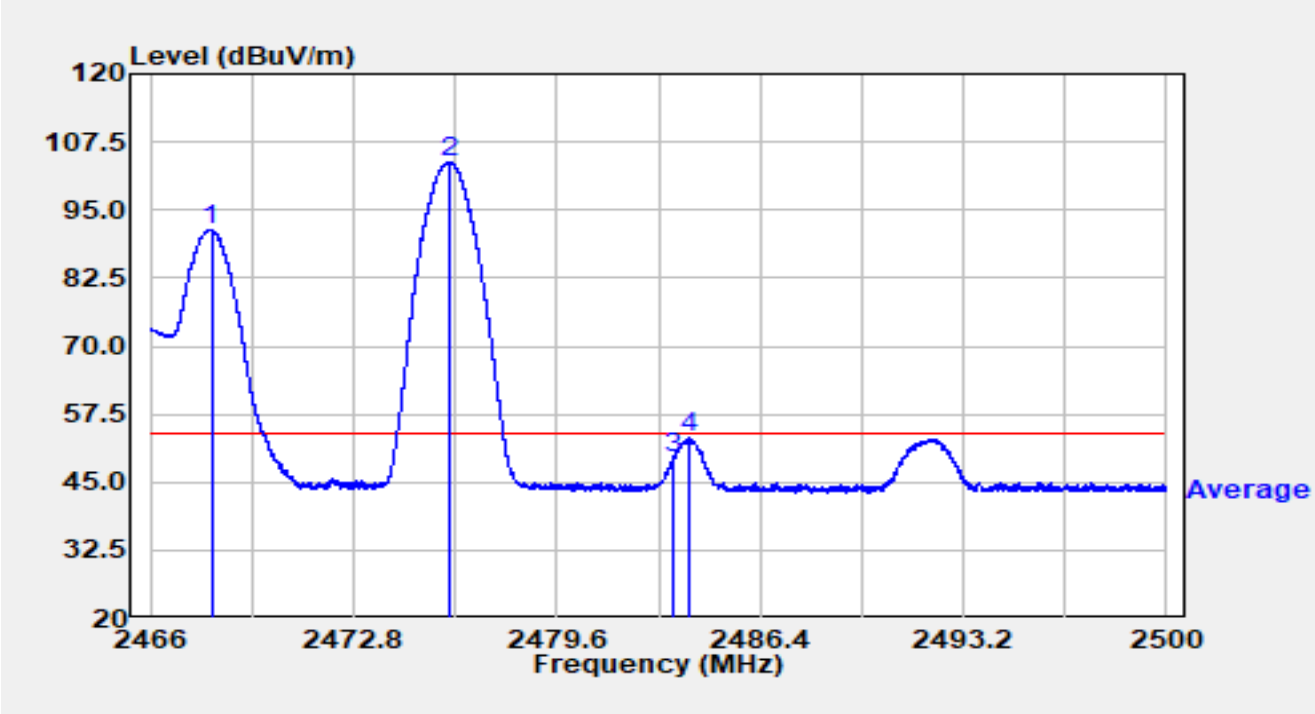

No	Mark	Frequency (MHz)	Reading (dBμV)	C.F (dB/m)	Measurement (dBμV/m)	Margin (dB)	Limit (dBμV/m)	Detector
1		2468.040	58.94	32.37	91.32	N/A	N/A	Average
2		2475.993	71.44	32.39	103.82	N/A	N/A	Average
3		2483.500	16.96	32.38	49.34	-4.66	54.00	Average
4	*	2484.027	20.68	32.38	53.06	-0.94	54.00	Average

Notes:

1. " *", means this data is the worst emission level.

2. C.F (dB/m) = Antenna Factor (dB/m) + Cable Loss (dB).

3. Measurement (dBμV/m) = Reading (dBμV) + C.F (dB/m).

Site	WZ-AC2	Test Date	2024-07-03
Test Engineer	Bob Zhang	Temp./Humidity	25.5°C/56.8%
Factor	BBHA 9120D_1457_1-18GHz	Polarity	Vertical
EUT	ACCESS POINT	Test Voltage	120V/60H
Test Mode	Transmit by Ant 8 2476MHz Ant 7 2468MHz		

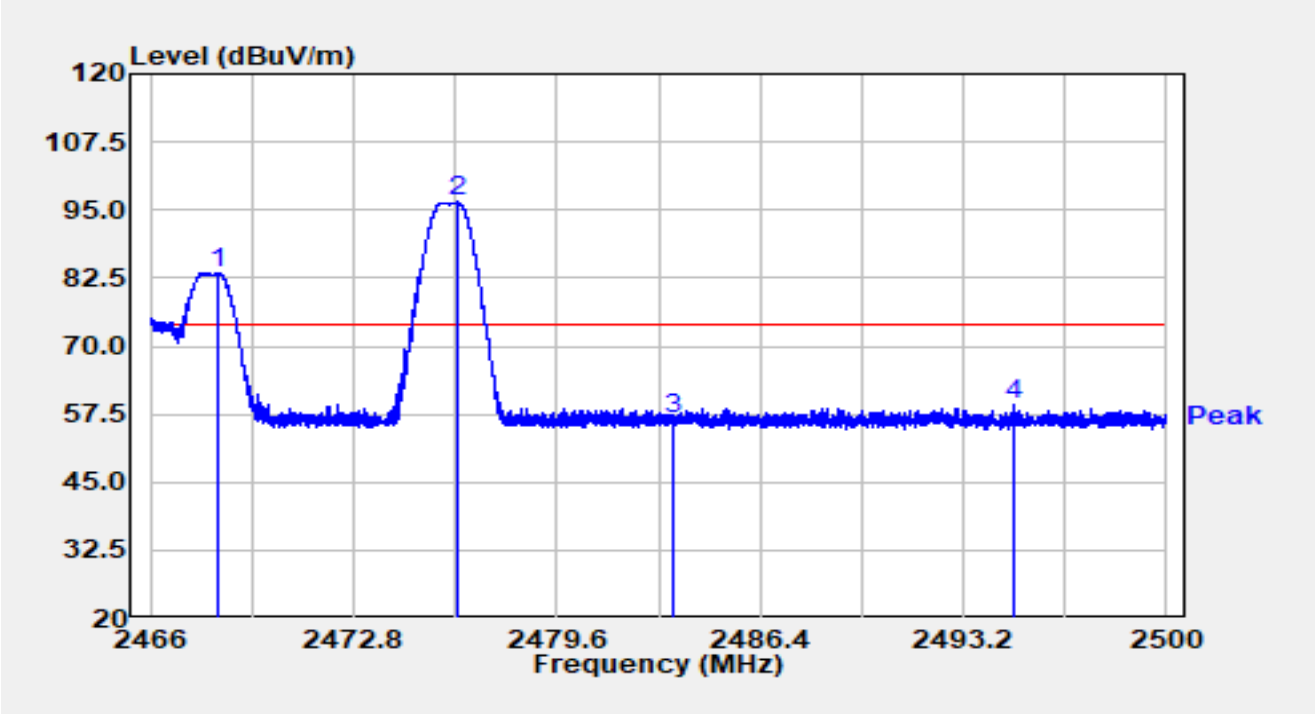

No	Mark	Frequency (MHz)	Reading (dBμV)	C.F (dB/m)	Measurement (dBμV/m)	Margin (dB)	Limit (dBμV/m)	Detector
1		2468.298	51.13	32.38	83.50	N/A	N/A	Peak
2		2476.268	64.06	32.39	96.45	N/A	N/A	Peak
3		2483.500	24.25	32.38	56.63	-17.37	74.00	Peak
4	*	2494.859	26.96	32.39	59.35	-14.65	74.00	Peak

Notes:

1. " *", means this data is the worst emission level.

2. C.F (dB/m) = Antenna Factor (dB/m) + Cable Loss (dB).

3. Measurement (dBμV/m) = Reading (dBμV) + C.F (dB/m).

Site	WZ-AC2	Test Date	2024-07-03
Test Engineer	Bob Zhang	Temp./Humidity	25.5°C/56.8%
Factor	BBHA 9120D_1457_1-18GHz	Polarity	Vertical
EUT	ACCESS POINT	Test Voltage	120V/60H
Test Mode	Transmit by Ant 8 2476MHz Ant 7 2468MHz		

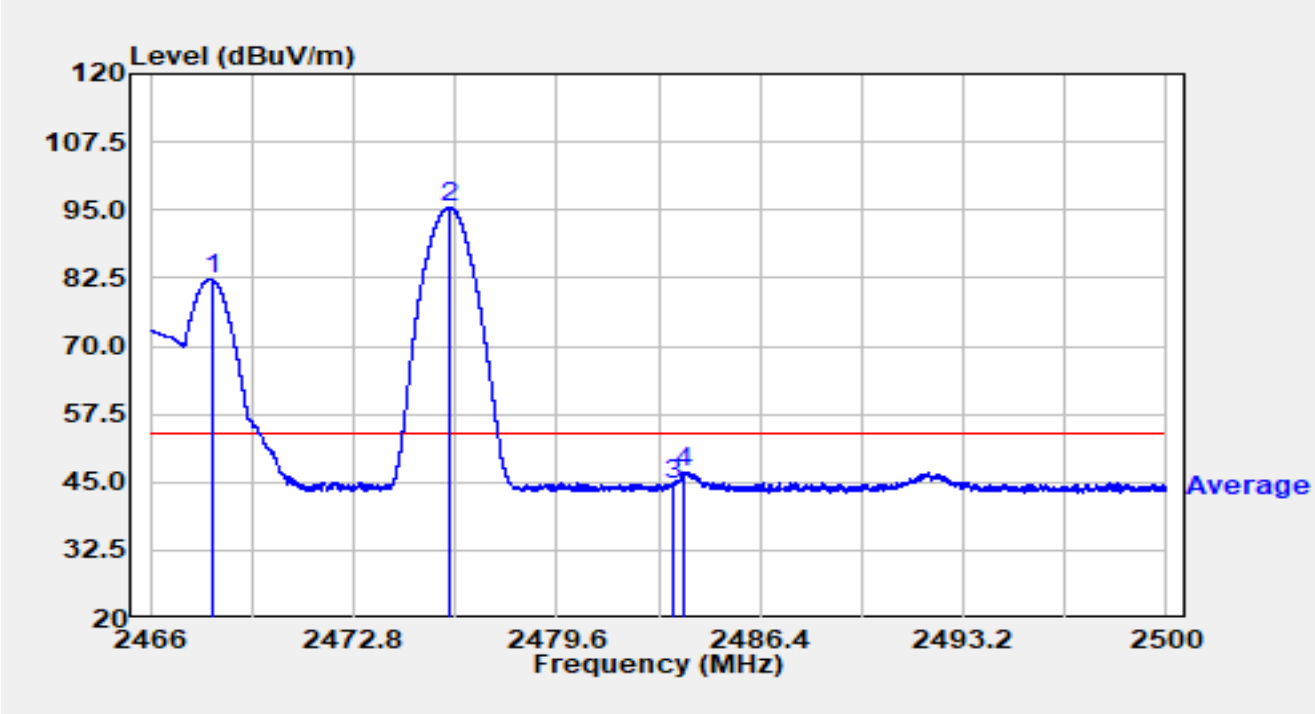

No	Mark	Frequency (MHz)	Reading (dBμV)	C.F (dB/m)	Measurement (dBμV/m)	Margin (dB)	Limit (dBμV/m)	Detector
1		2468.050	49.98	32.37	82.35	N/A	N/A	Average
2		2475.996	63.25	32.39	95.63	N/A	N/A	Average
3		2483.500	12.32	32.38	44.70	-9.30	54.00	Average
4	*	2483.826	14.57	32.38	46.95	-7.05	54.00	Average

Notes:

1. " *", means this data is the worst emission level.

2. C.F (dB/m) = Antenna Factor (dB/m) + Cable Loss (dB).

3. Measurement (dBμV/m) = Reading (dBμV) + C.F (dB/m).

Site	WZ-AC2	Test Date	2024-07-03
Test Engineer	Bob Zhang	Temp./Humidity	25.5°C/56.8%
Factor	BBHA 9120D_1457_1-18GHz	Polarity	Horizontal
EUT	ACCESS POINT	Test Voltage	120V/60H
Test Mode	Transmit by Ant 8 2476MHz Ant 7 2470MHz		

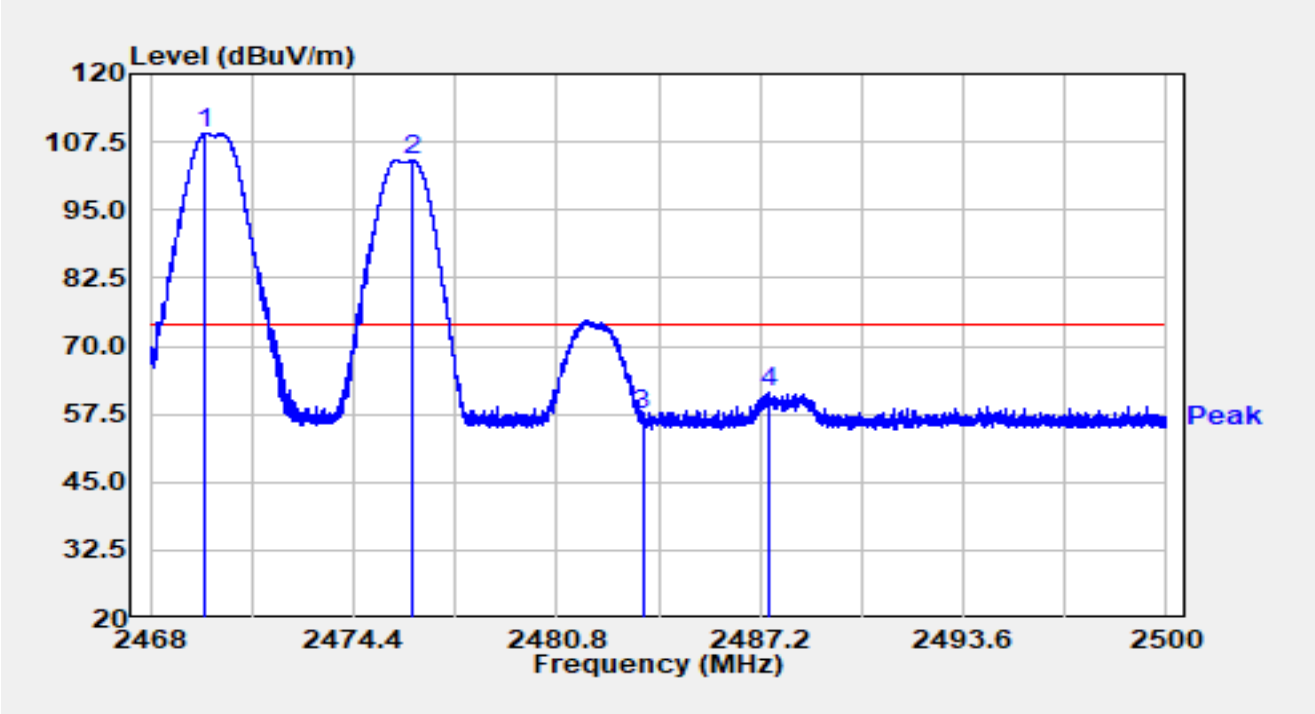

No	Mark	Frequency (MHz)	Reading (dBµV)	C.F (dB/m)	Measurement (dBµV/m)	Margin (dB)	Limit (dBµV/m)	Detector
1		2469.677	76.63	32.38	109.01	N/A	N/A	Peak
2		2476.262	71.74	32.39	104.13	N/A	N/A	Peak
3		2483.500	25.11	32.38	57.50	-16.50	74.00	Peak
4	*	2487.450	29.11	32.38	61.49	-12.51	74.00	Peak

Notes:

1. " *", means this data is the worst emission level.

2. C.F (dB/m) = Antenna Factor (dB/m) + Cable Loss (dB).

3. Measurement (dBµV/m) = Reading (dBµV) + C.F (dB/m).

Site	WZ-AC2	Test Date	2024-07-03
Test Engineer	Bob Zhang	Temp./Humidity	25.5°C/56.8%
Factor	BBHA 9120D_1457_1-18GHz	Polarity	Horizontal
EUT	ACCESS POINT	Test Voltage	120V/60H
Test Mode	Transmit by Ant 8 2476MHz Ant 7 2470MHz		

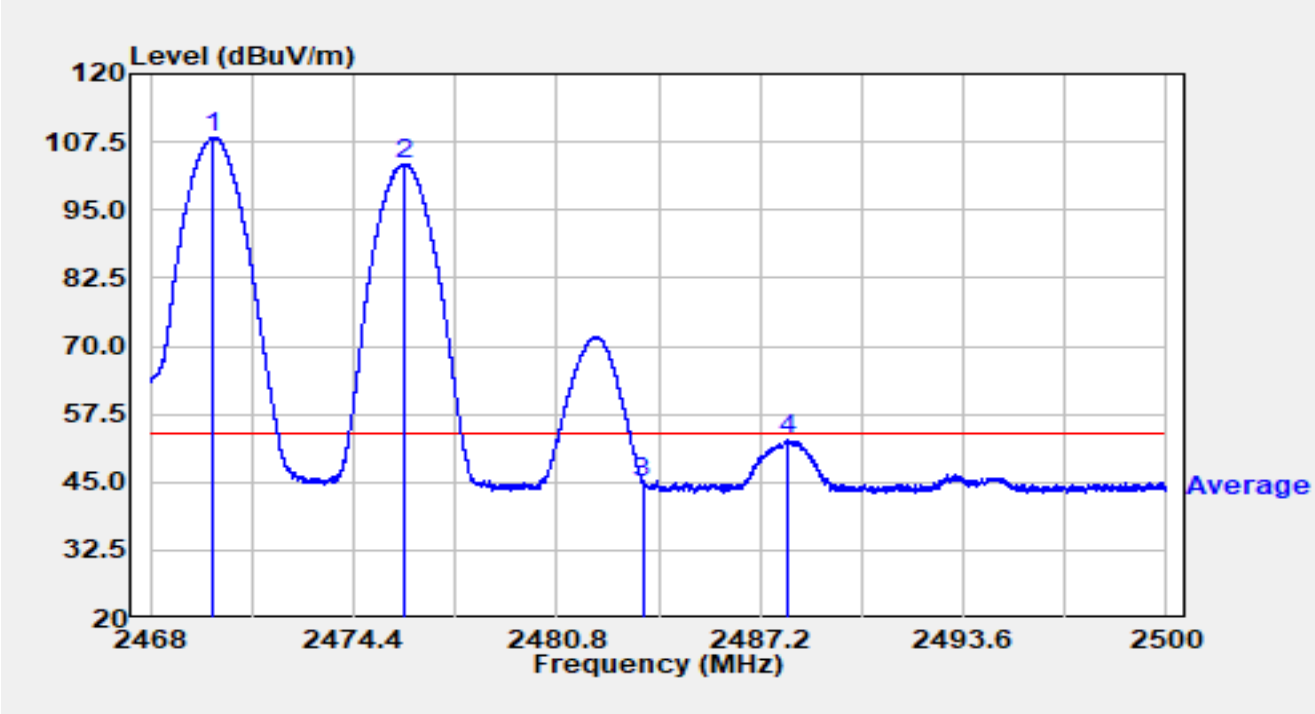

No	Mark	Frequency (MHz)	Reading (dBμV)	C.F (dB/m)	Measurement (dBμV/m)	Margin (dB)	Limit (dBμV/m)	Detector
1		2469.974	75.89	32.38	108.26	N/A	N/A	Average
2		2476.006	71.12	32.39	103.51	N/A	N/A	Average
3		2483.500	12.65	32.38	45.03	-8.97	54.00	Average
4	*	2488.083	20.32	32.38	52.70	-1.30	54.00	Average

Notes:

1. " *", means this data is the worst emission level.
2. C.F (dB/m) = Antenna Factor (dB/m) + Cable Loss (dB).
3. Measurement (dBμV/m) = Reading (dBμV) + C.F (dB/m).

Site	WZ-AC2	Test Date	2024-07-03
Test Engineer	Bob Zhang	Temp./Humidity	25.5°C/56.8%
Factor	BBHA 9120D_1457_1-18GHz	Polarity	Vertical
EUT	ACCESS POINT	Test Voltage	120V/60H
Test Mode	Transmit by Ant 8 2476MHz Ant 7 2470MHz		

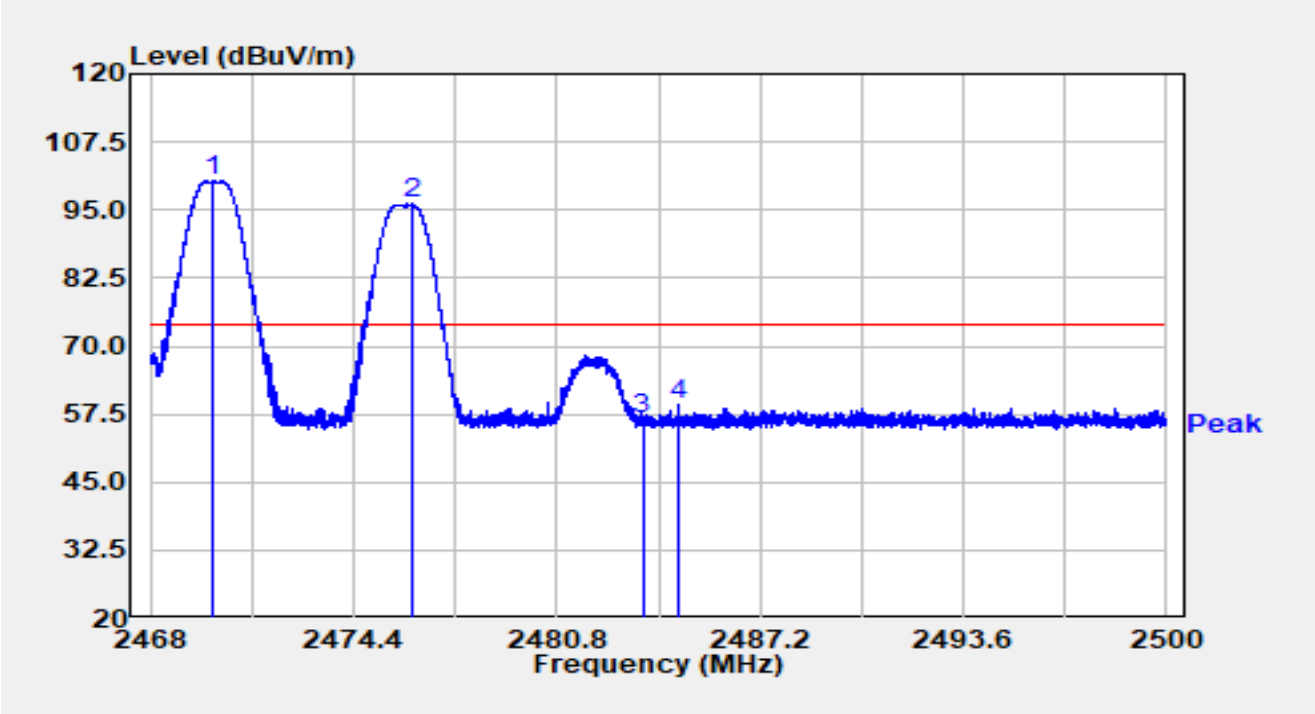

No	Mark	Frequency (MHz)	Reading (dBµV)	C.F (dB/m)	Measurement (dBµV/m)	Margin (dB)	Limit (dBµV/m)	Detector
1		2469.933	67.97	32.38	100.34	N/A	N/A	Peak
2		2476.262	63.67	32.39	96.06	N/A	N/A	Peak
3		2483.500	24.36	32.38	56.75	-17.25	74.00	Peak
4	*	2484.659	26.96	32.38	59.34	-14.66	74.00	Peak

Notes:

1. " *", means this data is the worst emission level.

2. C.F (dB/m) = Antenna Factor (dB/m) + Cable Loss (dB).

3. Measurement (dBµV/m) = Reading (dBµV) + C.F (dB/m).

Site	WZ-AC2	Test Date	2024-07-03
Test Engineer	Bob Zhang	Temp./Humidity	25.5°C/56.8%
Factor	BBHA 9120D_1457_1-18GHz	Polarity	Vertical
EUT	ACCESS POINT	Test Voltage	120V/60H
Test Mode	Transmit by Ant 8 2476MHz Ant 7 2470MHz		

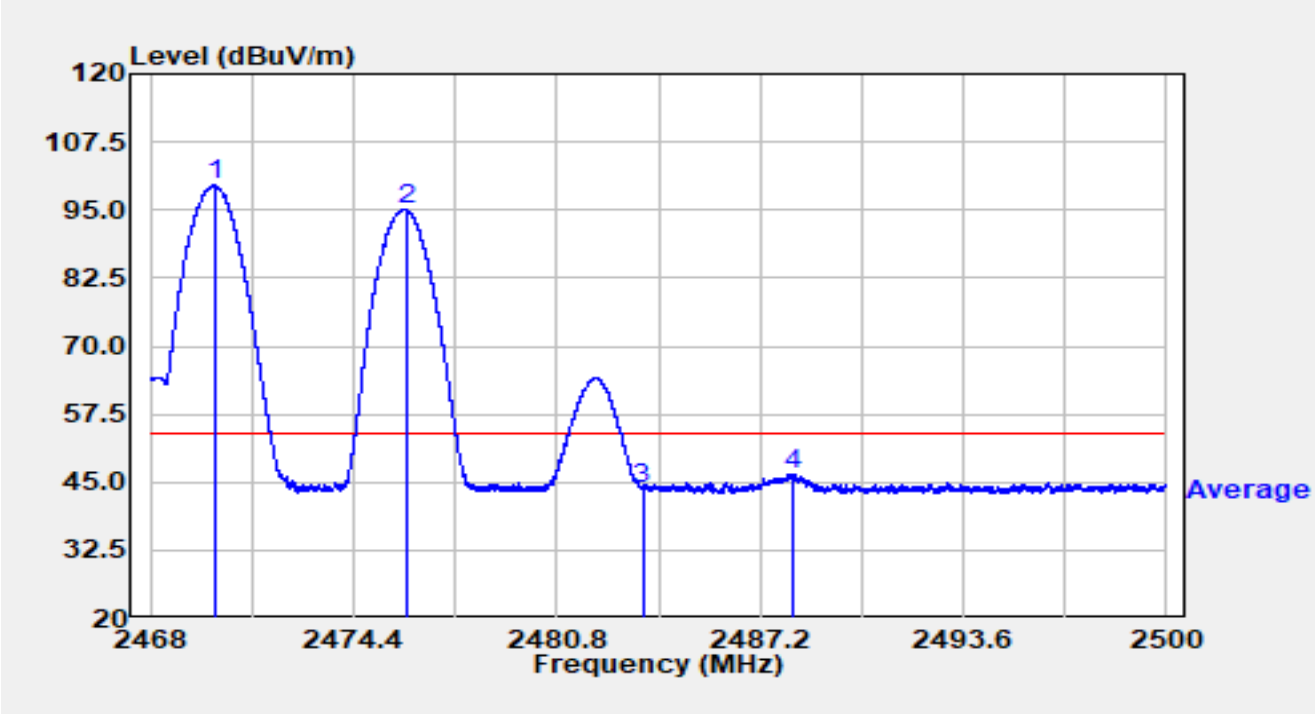

No	Mark	Frequency (MHz)	Reading (dBμV)	C.F (dB/m)	Measurement (dBμV/m)	Margin (dB)	Limit (dBμV/m)	Detector
1		2470.006	67.18	32.38	99.56	N/A	N/A	Average
2		2476.064	62.87	32.39	95.25	N/A	N/A	Average
3		2483.500	11.23	32.38	43.61	-10.39	54.00	Average
4	*	2488.259	14.20	32.38	46.58	-7.42	54.00	Average

Notes:

1. " *", means this data is the worst emission level.
2. C.F (dB/m) = Antenna Factor (dB/m) + Cable Loss (dB).
3. Measurement (dBμV/m) = Reading (dBμV) + C.F (dB/m).

Site	WZ-AC2	Test Date	2024-07-02
Test Engineer	Bob Zhang	Temp./Humidity	25.5°C/56.8%
Factor	BBHA 9120D_1457_1-18GHz	Polarity	Horizontal
EUT	ACCESS POINT	Test Voltage	120V/60H
Test Mode	Transmit by Ant 8 2476MHz Ant 7 2472MHz		

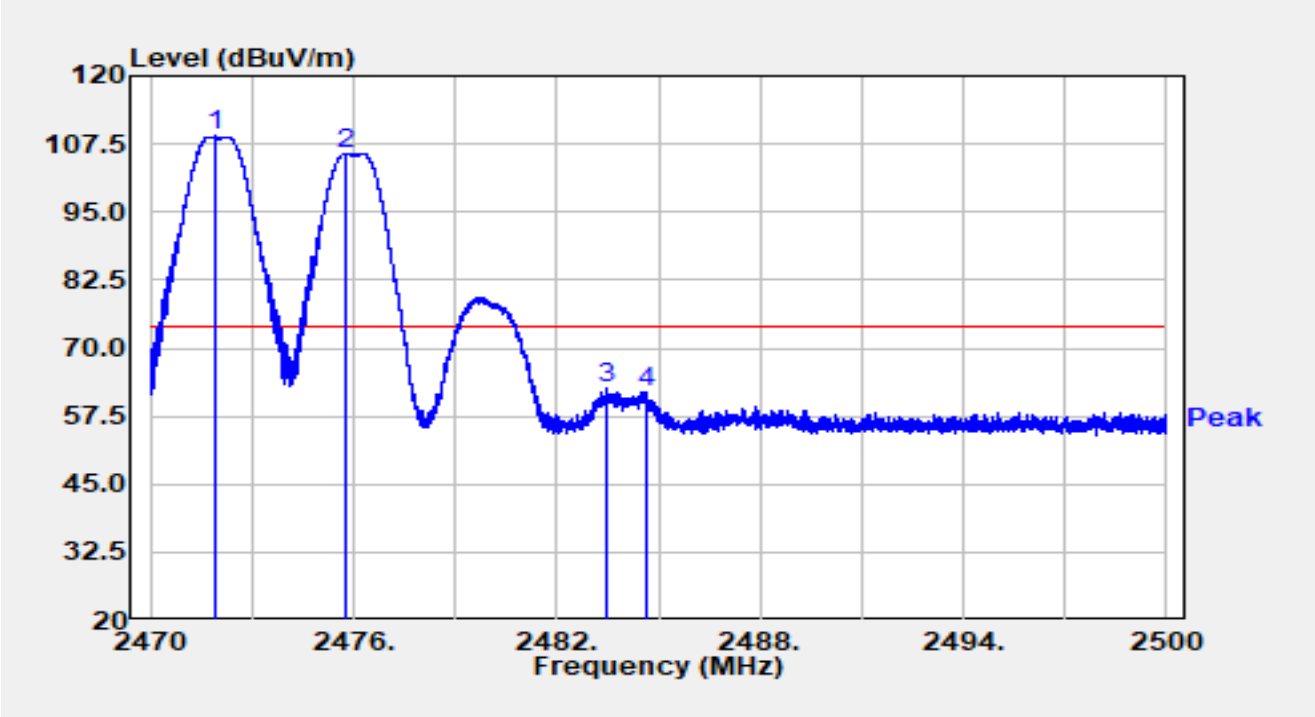

No	Mark	Frequency (MHz)	Reading (dBμV)	C.F (dB/m)	Measurement (dBμV/m)	Margin (dB)	Limit (dBμV/m)	Detector
1	*	2471.935	76.50	32.38	108.88	34.88	74.00	Peak
2		2475.775	73.39	32.39	105.78	31.78	74.00	Peak
3		2483.500	30.11	32.38	62.49	-11.51	74.00	Peak
4		2484.619	29.66	32.38	62.04	-11.96	74.00	Peak

Notes:

1. " *", means this data is the worst emission level.

2. C.F (dB/m) = Antenna Factor (dB/m) + Cable Loss (dB).

3. Measurement (dBμV/m) = Reading (dBμV) + C.F (dB/m).

Site	WZ-AC2	Test Date	2024-07-02
Test Engineer	Bob Zhang	Temp./Humidity	25.5°C/56.8%
Factor	BBHA 9120D_1457_1-18GHz	Polarity	Horizontal
EUT	ACCESS POINT	Test Voltage	120V/60H
Test Mode	Transmit by Ant 8 2476MHz Ant 7 2472MHz		

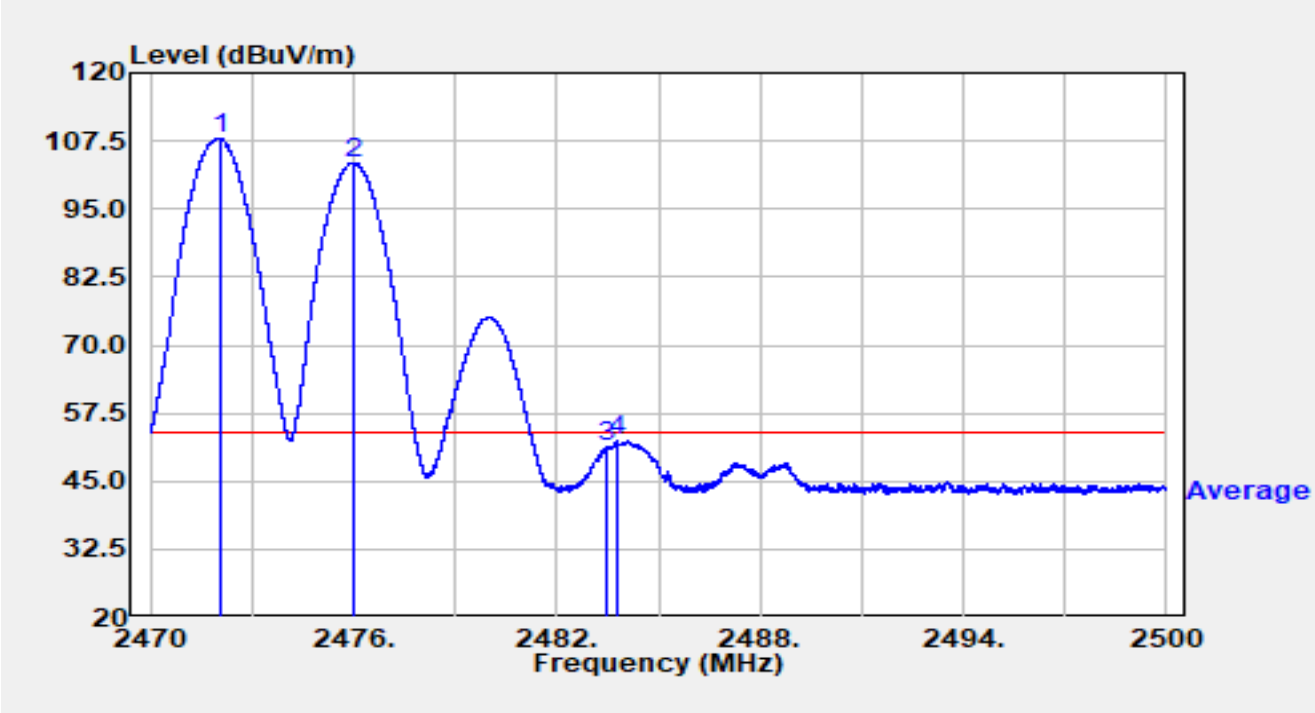

No	Mark	Frequency (MHz)	Reading (dBμV)	C.F (dB/m)	Measurement (dBμV/m)	Margin (dB)	Limit (dBμV/m)	Detector
1	*	2472.091	75.65	32.38	108.04	54.04	54.00	Average
2		2476.009	71.18	32.39	103.57	49.57	54.00	Average
3		2483.500	18.81	32.38	51.19	-2.81	54.00	Average
4		2483.782	19.99	32.38	52.37	-1.63	54.00	Average

Notes:

1. " *", means this data is the worst emission level.

2. C.F (dB/m) = Antenna Factor (dB/m) + Cable Loss (dB).

3. Measurement (dBμV/m) = Reading (dBμV) + C.F (dB/m).

Site	WZ-AC2	Test Date	2024-07-03
Test Engineer	Bob Zhang	Temp./Humidity	25.5°C/56.8%
Factor	BBHA 9120D_1457_1-18GHz	Polarity	Vertical
EUT	ACCESS POINT	Test Voltage	120V/60H
Test Mode	Transmit by Ant 8 2476MHz Ant 7 2472MHz		

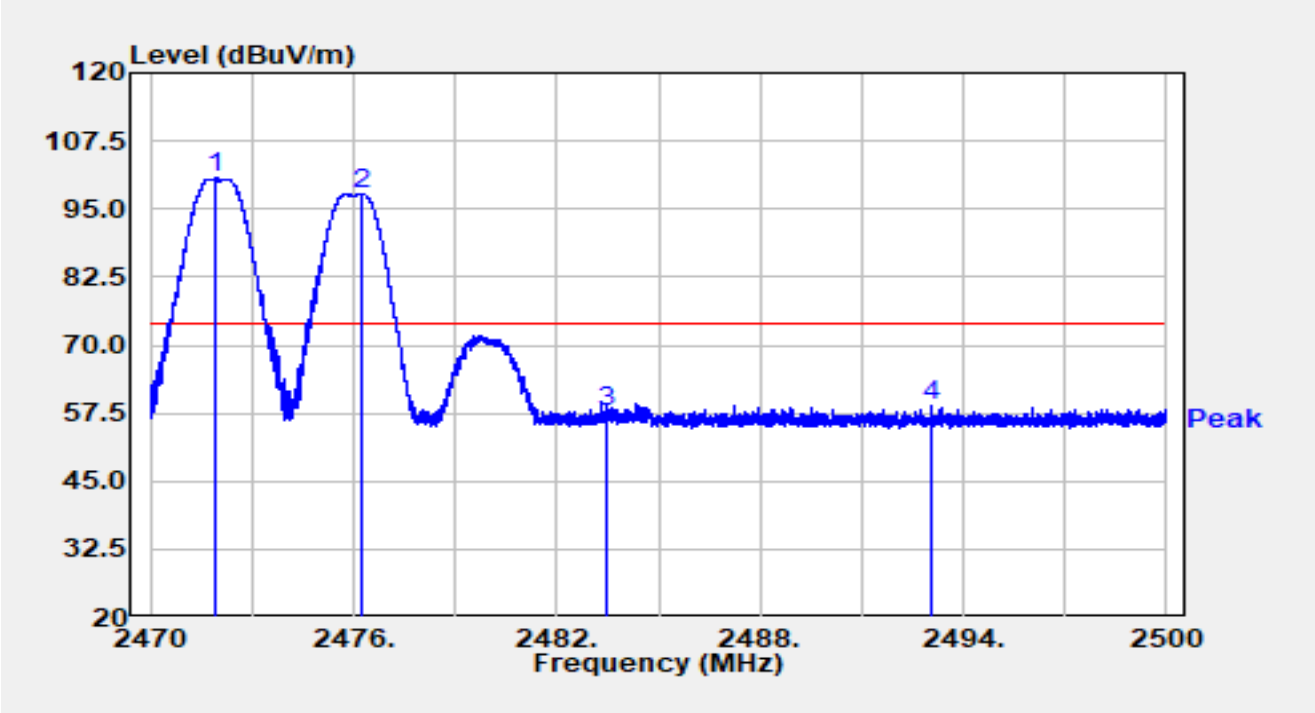

No	Mark	Frequency (MHz)	Reading (dBμV)	C.F (dB/m)	Measurement (dBμV/m)	Margin (dB)	Limit (dBμV/m)	Detector
1	*	2471.953	68.31	32.38	100.69	26.69	74.00	Peak
2		2476.252	65.45	32.39	97.84	23.84	74.00	Peak
3		2483.500	25.36	32.38	57.74	-16.26	74.00	Peak
4		2493.037	26.61	32.38	58.99	-15.01	74.00	Peak

Notes:

1. " *", means this data is the worst emission level.

2. C.F (dB/m) = Antenna Factor (dB/m) + Cable Loss (dB).

3. Measurement (dBμV/m) = Reading (dBμV) + C.F (dB/m).

Site	WZ-AC2	Test Date	2024-07-03
Test Engineer	Bob Zhang	Temp./Humidity	25.5°C/56.8%
Factor	BBHA 9120D_1457_1-18GHz	Polarity	Vertical
EUT	ACCESS POINT	Test Voltage	120V/60H
Test Mode	Transmit by Ant 8 2476MHz Ant 7 2472MHz		

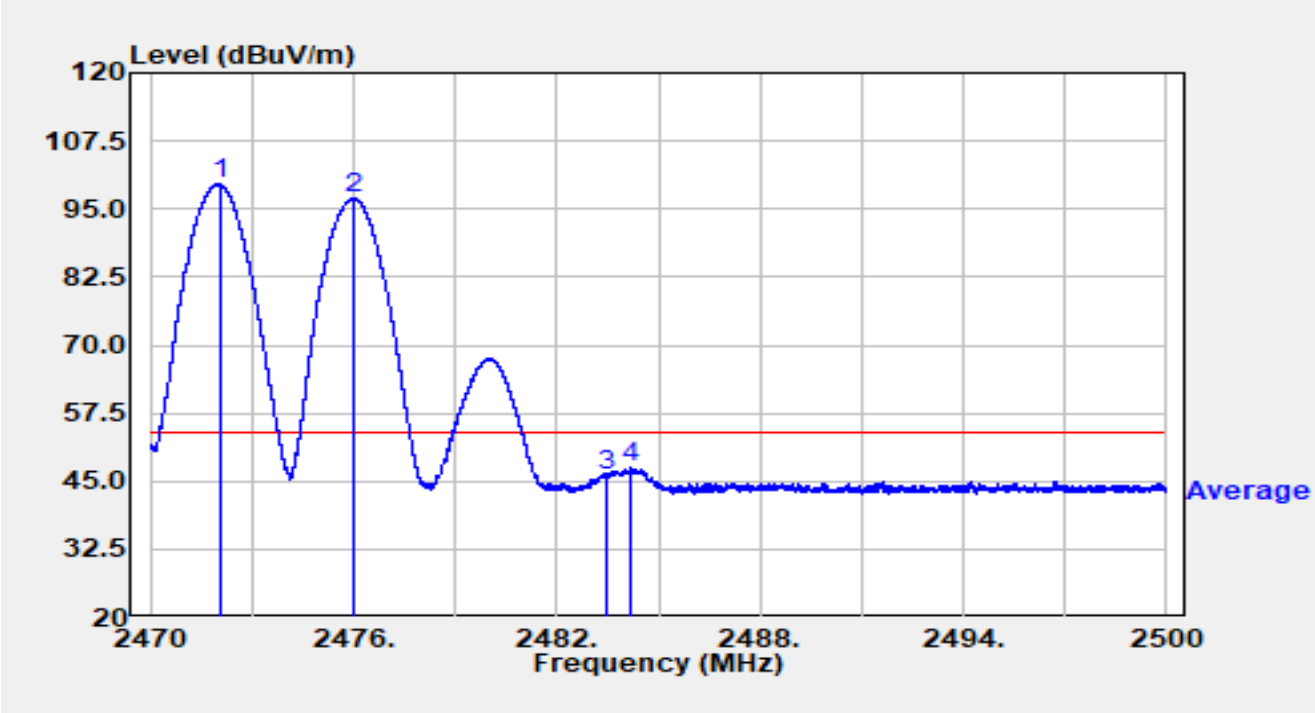

No	Mark	Frequency (MHz)	Reading (dBμV)	C.F (dB/m)	Measurement (dBμV/m)	Margin (dB)	Limit (dBμV/m)	Detector
1	*	2472.067	67.12	32.38	99.51	45.51	54.00	Average
2		2475.988	64.55	32.39	96.94	42.94	54.00	Average
3		2483.500	13.60	32.38	45.98	-8.02	54.00	Average
4		2484.160	15.09	32.38	47.47	-6.53	54.00	Average

Notes:

1. " *", means this data is the worst emission level.
2. C.F (dB/m) = Antenna Factor (dB/m) + Cable Loss (dB).
3. Measurement (dBμV/m) = Reading (dBμV) + C.F (dB/m).

Site	WZ-AC2	Test Date	2024-07-03
Test Engineer	Bob Zhang	Temp./Humidity	25.5°C/56.8%
Factor	BBHA 9120D_1457_1-18GHz	Polarity	Horizontal
EUT	ACCESS POINT	Test Voltage	120V/60H
Test Mode	Transmit by Ant 8 2476MHz Ant 7 2478MHz		

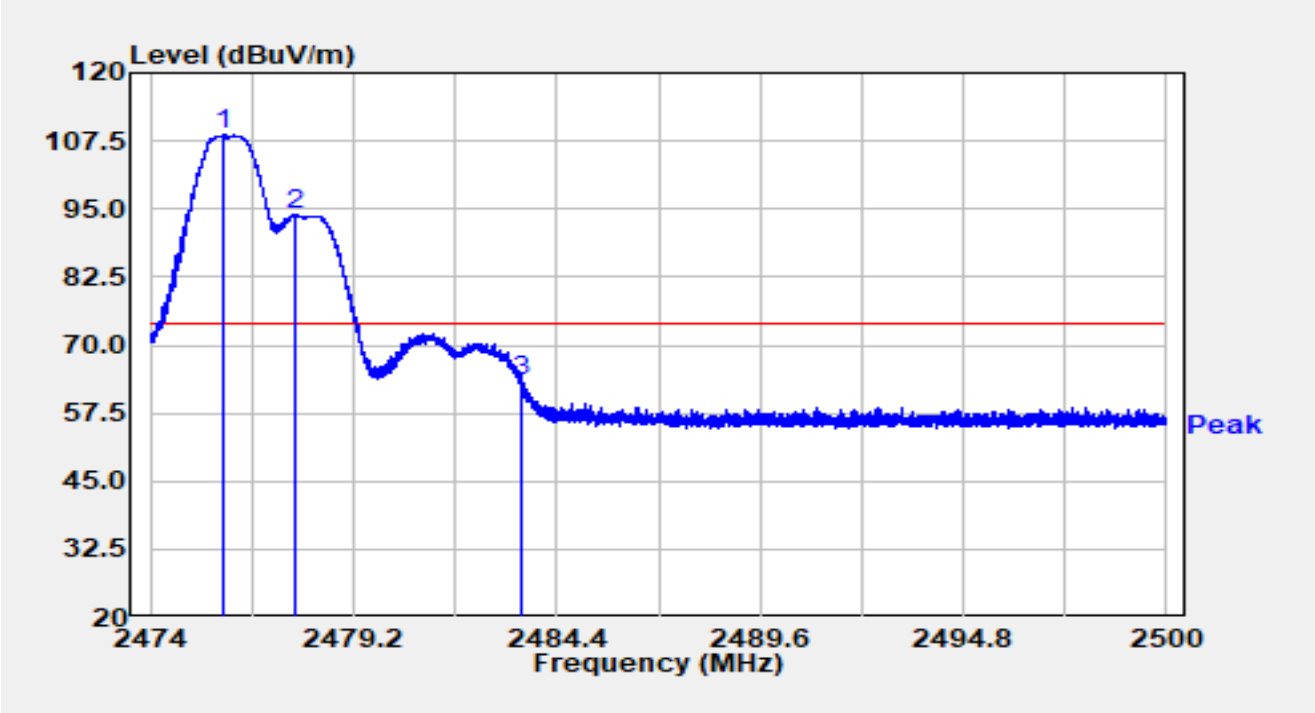

No	Mark	Frequency (MHz)	Reading (dBµV)	C.F (dB/m)	Measurement (dBµV/m)	Margin (dB)	Limit (dBµV/m)	Detector
1		2475.882	76.36	32.39	108.75	N/A	N/A	Peak
2		2477.677	61.43	32.39	93.82	N/A	N/A	Peak
3	*	2483.500	30.96	32.38	63.34	-10.66	74.00	Peak

Notes:

1. " *", means this data is the worst emission level.

2. C.F (dB/m) = Antenna Factor (dB/m) + Cable Loss (dB).

3. Measurement (dBµV/m) = Reading (dBµV) + C.F (dB/m).

Site	WZ-AC2	Test Date	2024-07-03
Test Engineer	Bob Zhang	Temp./Humidity	25.5°C/56.8%
Factor	BBHA 9120D_1457_1-18GHz	Polarity	Horizontal
EUT	ACCESS POINT	Test Voltage	120V/60H
Test Mode	Transmit by Ant 8 2476MHz Ant 7 2478MHz		

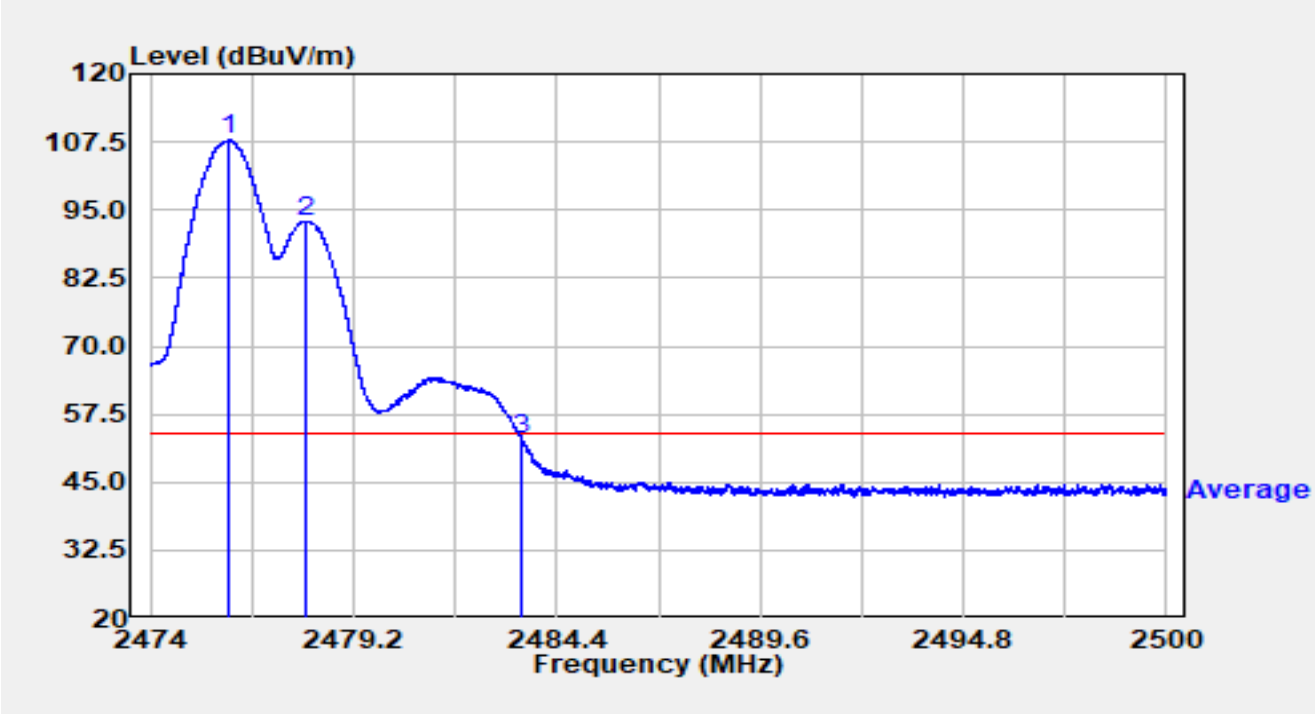

No	Mark	Frequency (MHz)	Reading (dBµV)	C.F (dB/m)	Measurement (dBµV/m)	Margin (dB)	Limit (dBµV/m)	Detector
1		2476.028	75.47	32.39	107.85	N/A	N/A	Average
2		2477.975	60.57	32.38	92.95	N/A	N/A	Average
3	*	2483.500	20.36	32.38	52.74	-1.26	54.00	Average

Notes:

1. " *", means this data is the worst emission level.
2. C.F (dB/m) = Antenna Factor (dB/m) + Cable Loss (dB).
3. Measurement (dBµV/m) = Reading (dBµV) + C.F (dB/m).

Site	WZ-AC2	Test Date	2024-07-03
Test Engineer	Bob Zhang	Temp./Humidity	25.5°C/56.8%
Factor	BBHA 9120D_1457_1-18GHz	Polarity	Vertical
EUT	ACCESS POINT	Test Voltage	120V/60H
Test Mode	Transmit by Ant 8 2476MHz Ant 7 2478MHz		

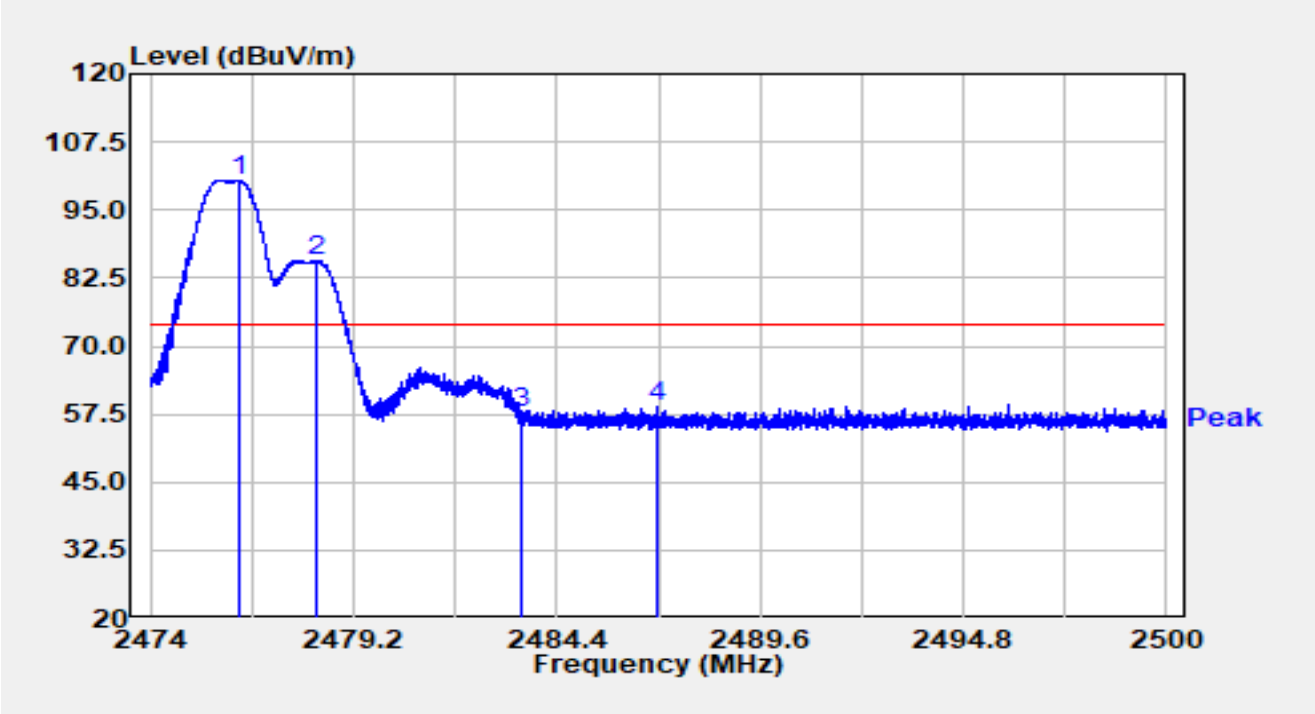

No	Mark	Frequency (MHz)	Reading (dBμV)	C.F (dB/m)	Measurement (dBμV/m)	Margin (dB)	Limit (dBμV/m)	Detector
1		2476.252	68.07	32.39	100.46	N/A	N/A	Peak
2		2478.272	53.28	32.38	85.66	N/A	N/A	Peak
3		2483.500	25.34	32.38	57.72	-16.28	74.00	Peak
4	*	2486.958	26.39	32.38	58.78	-15.22	74.00	Peak

Notes:

1. " *", means this data is the worst emission level.

2. C.F (dB/m) = Antenna Factor (dB/m) + Cable Loss (dB).

3. Measurement (dBμV/m) = Reading (dBμV) + C.F (dB/m).

Site	WZ-AC2	Test Date	2024-07-03
Test Engineer	Bob Zhang	Temp./Humidity	25.5°C/56.8%
Factor	BBHA 9120D_1457_1-18GHz	Polarity	Vertical
EUT	ACCESS POINT	Test Voltage	120V/60H
Test Mode	Transmit by Ant 8 2476MHz Ant 7 2478MHz		

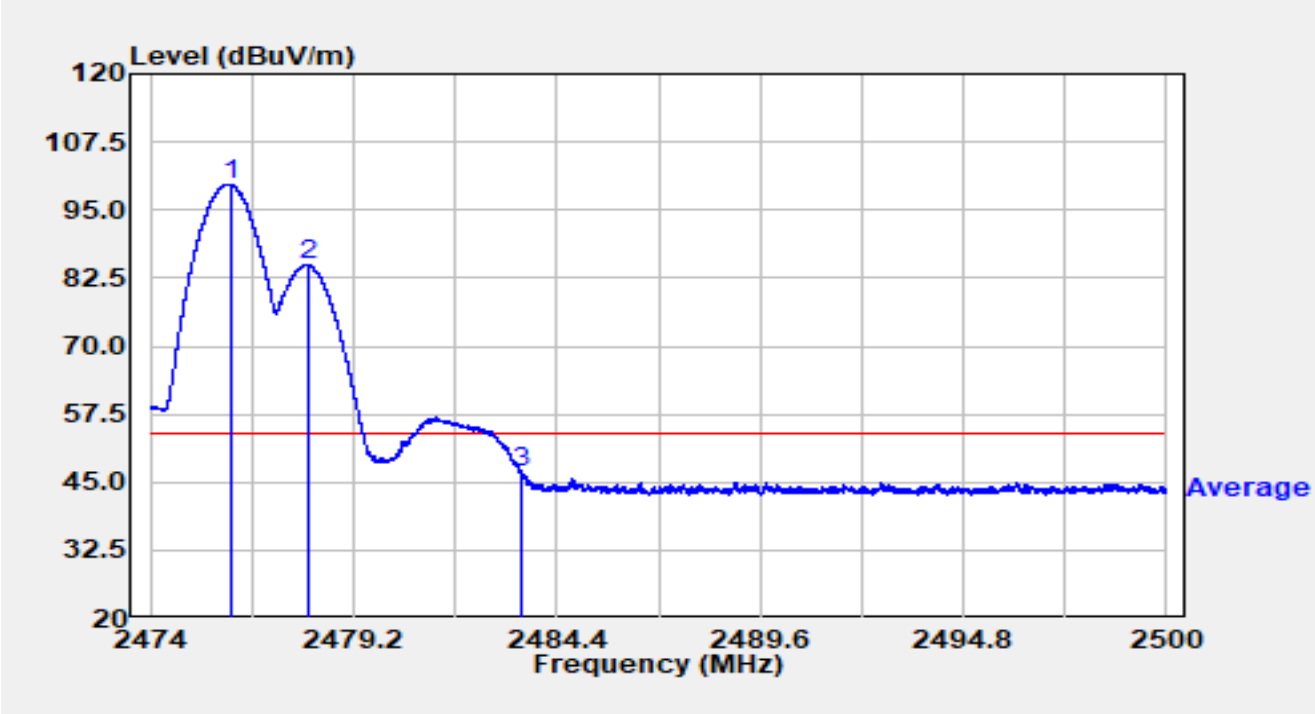

No	Mark	Frequency (MHz)	Reading (dBµV)	C.F (dB/m)	Measurement (dBµV/m)	Margin (dB)	Limit (dBµV/m)	Detector
1		2476.057	67.40	32.39	99.79	N/A	N/A	Average
2		2478.030	52.52	32.38	84.91	N/A	N/A	Average
3	*	2483.500	14.23	32.38	46.61	-7.39	54.00	Average

Notes:

1. " *", means this data is the worst emission level.

2. C.F (dB/m) = Antenna Factor (dB/m) + Cable Loss (dB).

3. Measurement (dBµV/m) = Reading (dBµV) + C.F (dB/m).

Site	WZ-AC2	Test Date	2024-07-03
Test Engineer	Bob Zhang	Temp./Humidity	25.5°C/56.8%
Factor	BBHA 9120D_1457_1-18GHz	Polarity	Horizontal
EUT	ACCESS POINT	Test Voltage	120V/60H
Test Mode	Transmit by Ant 8 2476MHz Ant 7 2480MHz		

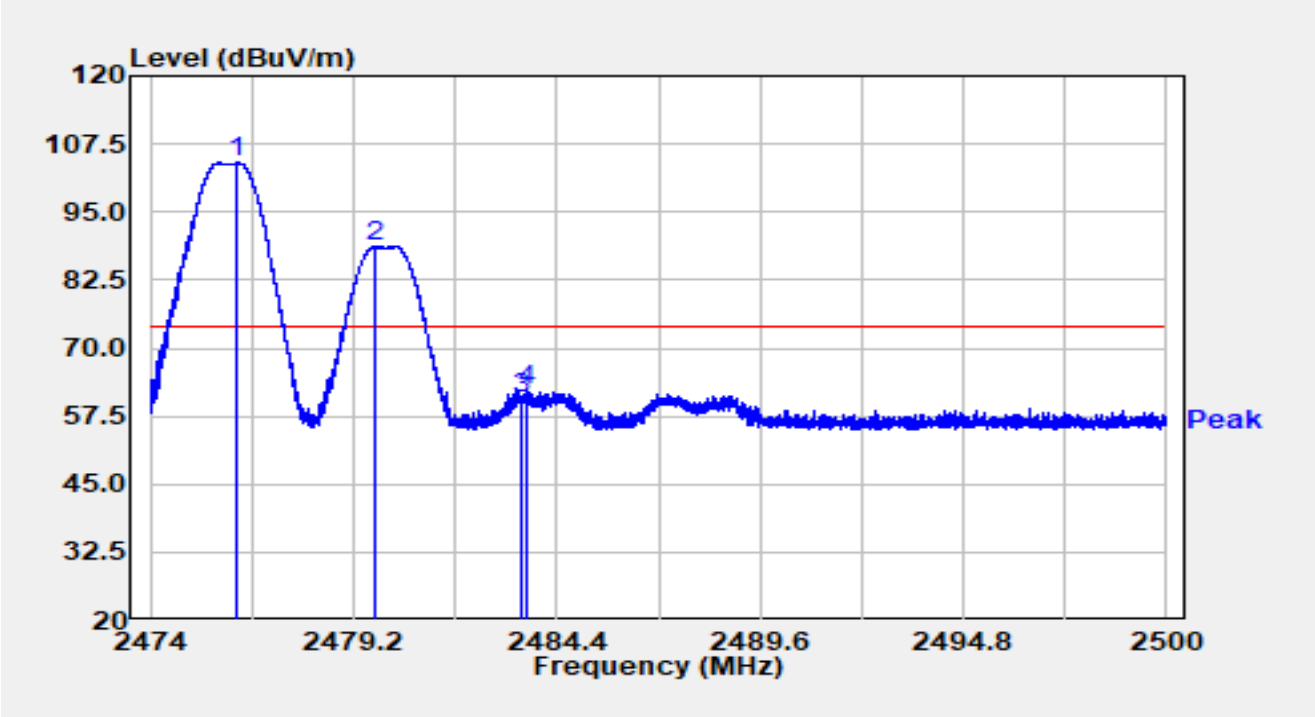

No	Mark	Frequency (MHz)	Reading (dBμV)	C.F (dB/m)	Measurement (dBμV/m)	Margin (dB)	Limit (dBμV/m)	Detector
1		2476.223	71.64	32.39	104.02	N/A	N/A	Peak
2		2479.762	56.30	32.38	88.69	N/A	N/A	Peak
3		2483.500	28.31	32.38	60.70	-13.30	74.00	Peak
4	*	2483.659	29.89	32.38	62.27	-11.73	74.00	Peak

Notes:

1. " *", means this data is the worst emission level.
2. C.F (dB/m) = Antenna Factor (dB/m) + Cable Loss (dB).
3. Measurement (dBμV/m) = Reading (dBμV) + C.F (dB/m).

Site	WZ-AC2	Test Date	2024-07-03
Test Engineer	Bob Zhang	Temp./Humidity	25.5°C/56.8%
Factor	BBHA 9120D_1457_1-18GHz	Polarity	Horizontal
EUT	ACCESS POINT	Test Voltage	120V/60H
Test Mode	Transmit by Ant 8 2476MHz Ant 7 2480MHz		

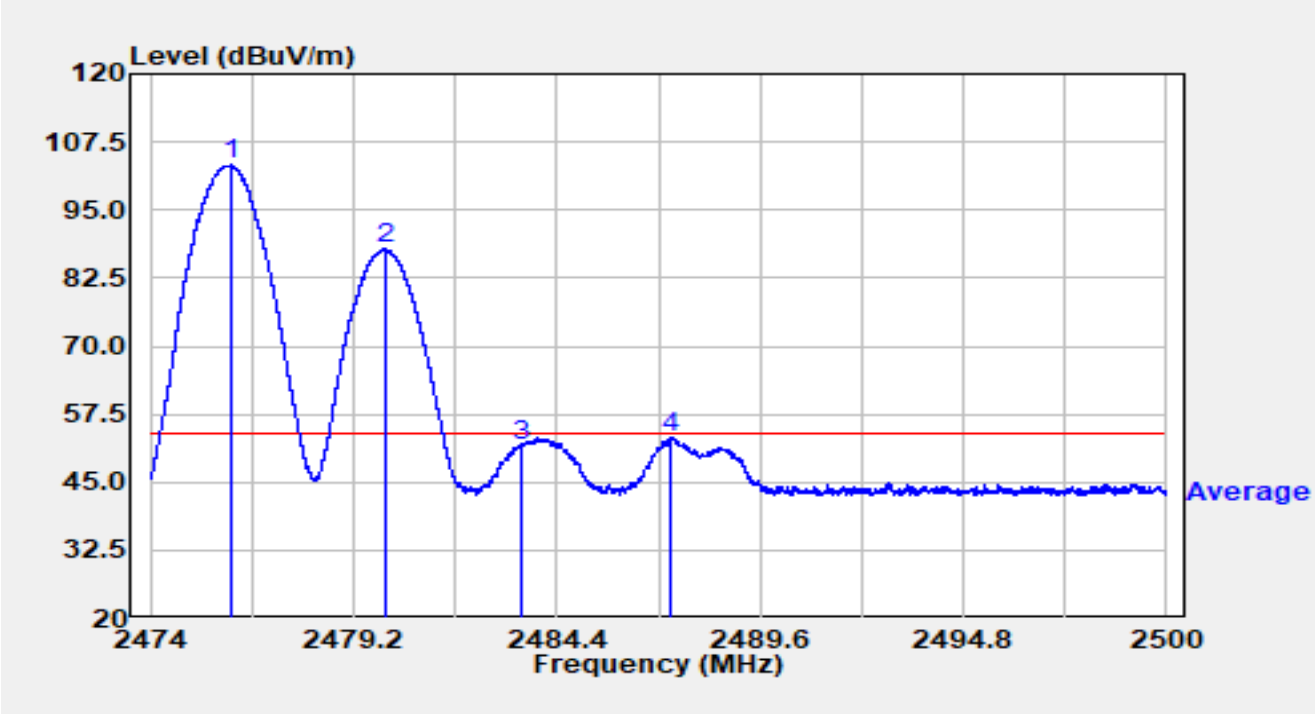

No	Mark	Frequency (MHz)	Reading (dBμV)	C.F (dB/m)	Measurement (dBμV/m)	Margin (dB)	Limit (dBμV/m)	Detector
1		2476.067	70.83	32.39	103.22	N/A	N/A	Average
2		2480.006	55.38	32.38	87.76	N/A	N/A	Average
3		2483.500	19.47	32.38	51.86	-2.14	54.00	Average
4	*	2487.320	20.76	32.38	53.14	-0.86	54.00	Average

Notes:

1. " *", means this data is the worst emission level.

2. C.F (dB/m) = Antenna Factor (dB/m) + Cable Loss (dB).

3. Measurement (dBμV/m) = Reading (dBμV) + C.F (dB/m).

Site	WZ-AC2	Test Date	2024-07-03
Test Engineer	Bob Zhang	Temp./Humidity	25.5°C/56.8%
Factor	BBHA 9120D_1457_1-18GHz	Polarity	Vertical
EUT	ACCESS POINT	Test Voltage	120V/60H
Test Mode	Transmit by Ant 8 2476MHz Ant 7 2480MHz		

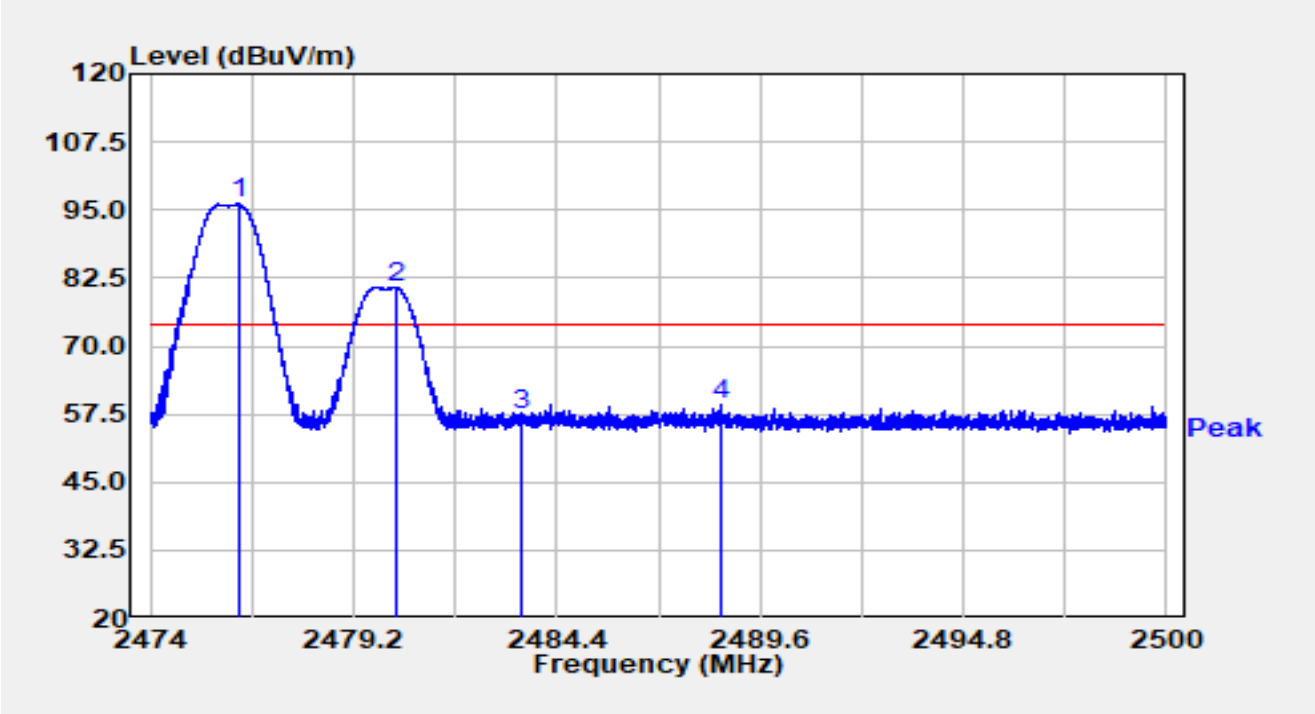

No	Mark	Frequency (MHz)	Reading (dBμV)	C.F (dB/m)	Measurement (dBμV/m)	Margin (dB)	Limit (dBμV/m)	Detector
1		2476.254	63.73	32.39	96.12	N/A	N/A	Peak
2		2480.266	48.55	32.38	80.93	N/A	N/A	Peak
3		2483.500	24.83	32.38	57.22	-16.78	74.00	Peak
4	*	2488.599	27.02	32.38	59.40	-14.60	74.00	Peak

Notes:

1. " *", means this data is the worst emission level.

2. C.F (dB/m) = Antenna Factor (dB/m) + Cable Loss (dB).

3. Measurement (dBμV/m) = Reading (dBμV) + C.F (dB/m).

Site	WZ-AC2	Test Date	2024-07-03
Test Engineer	Bob Zhang	Temp./Humidity	25.5°C/56.8%
Factor	BBHA 9120D_1457_1-18GHz	Polarity	Vertical
EUT	ACCESS POINT	Test Voltage	120V/60H
Test Mode	Transmit by Ant 8 2476MHz Ant 7 2480MHz		

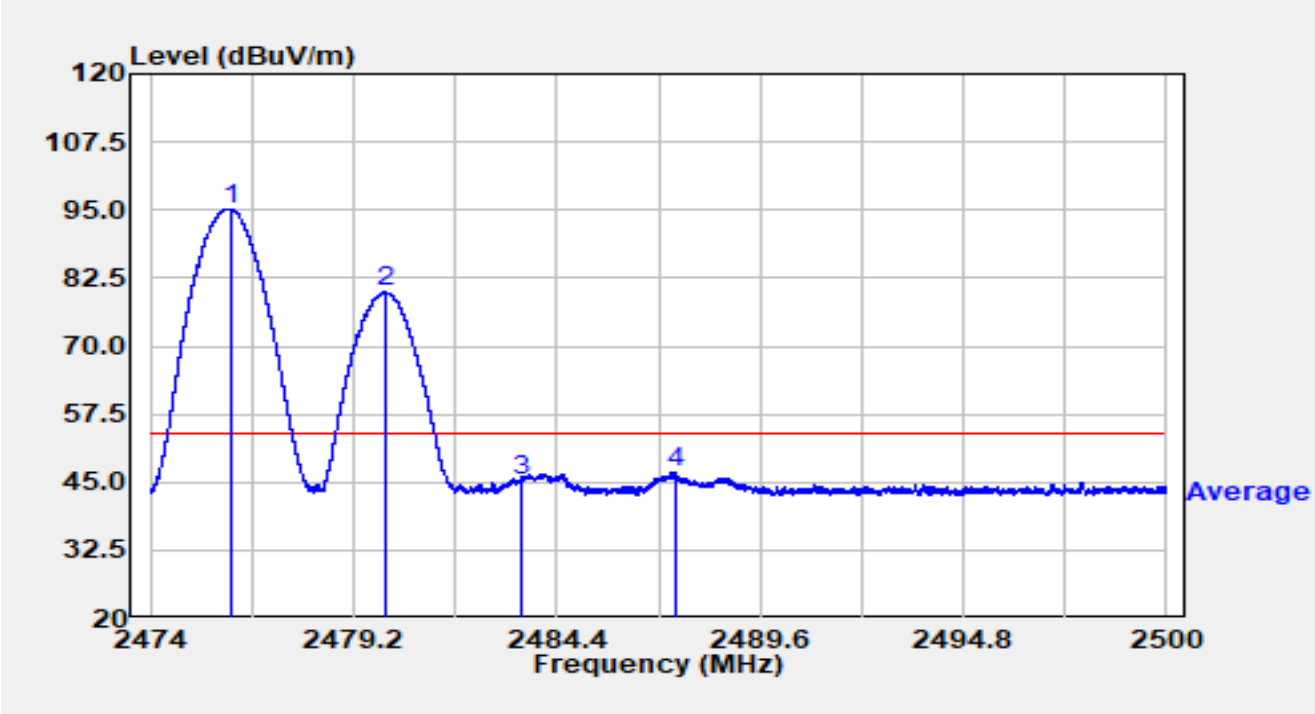

No	Mark	Frequency (MHz)	Reading (dBμV)	C.F (dB/m)	Measurement (dBμV/m)	Margin (dB)	Limit (dBμV/m)	Detector
1		2476.044	62.85	32.39	95.24	N/A	N/A	Average
2		2479.998	47.50	32.38	79.89	N/A	N/A	Average
3		2483.500	12.72	32.38	45.10	-8.90	54.00	Average
4	*	2487.421	14.32	32.38	46.70	-7.30	54.00	Average

Notes:

1. " *", means this data is the worst emission level.
2. C.F (dB/m) = Antenna Factor (dB/m) + Cable Loss (dB).
3. Measurement (dBμV/m) = Reading (dBμV) + C.F (dB/m).

Site	WZ-AC2	Test Date	2024-07-03
Test Engineer	Bob Zhang	Temp./Humidity	25.5°C/56.8%
Factor	BBHA 9120D_1457_1-18GHz	Polarity	Horizontal
EUT	ACCESS POINT	Test Voltage	120V/60H
Test Mode	Transmit by Ant 8 2478MHz Ant 7 2466MHz		

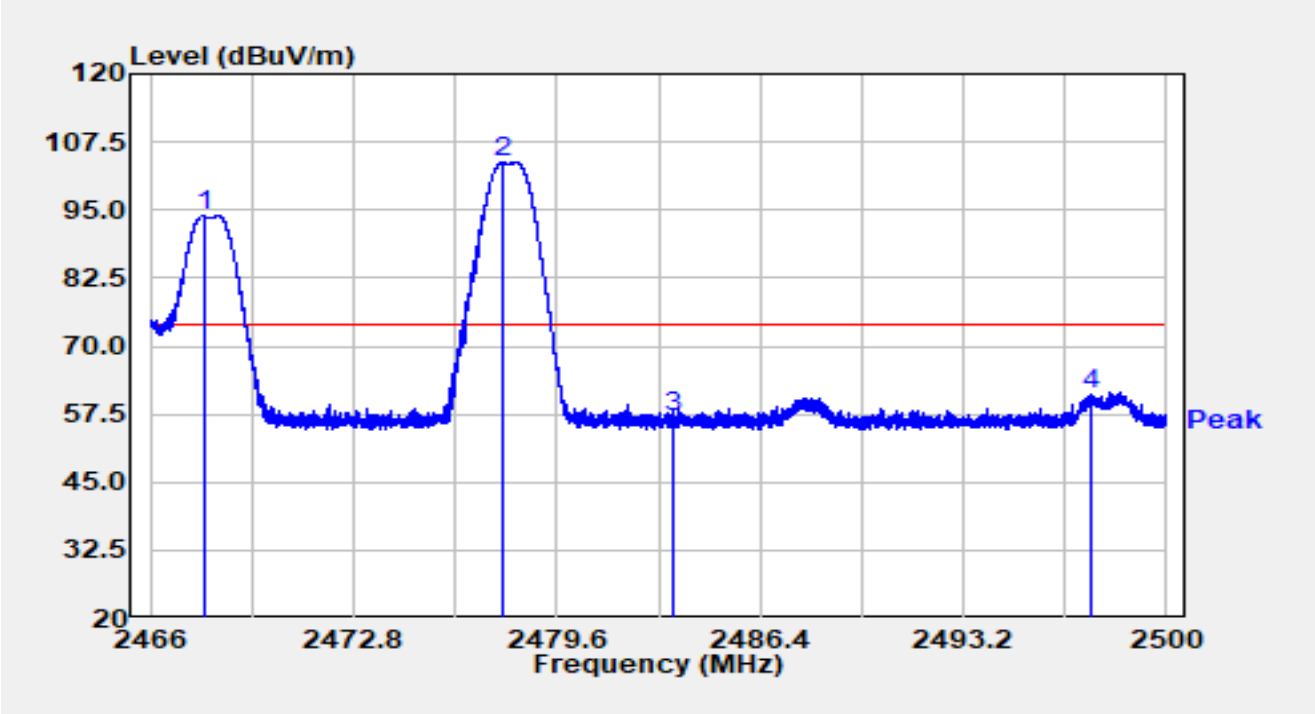

No	Mark	Frequency (MHz)	Reading (dBμV)	C.F (dB/m)	Measurement (dBμV/m)	Margin (dB)	Limit (dBμV/m)	Detector
1		2467.785	61.59	32.37	93.96	N/A	N/A	Peak
2		2477.784	71.42	32.39	103.80	N/A	N/A	Peak
3		2483.500	24.57	32.38	56.96	-17.04	74.00	Peak
4	*	2497.453	28.92	32.40	61.32	-12.68	74.00	Peak

Notes:

1. " *", means this data is the worst emission level.

2. C.F (dB/m) = Antenna Factor (dB/m) + Cable Loss (dB).

3. Measurement (dBμV/m) = Reading (dBμV) + C.F (dB/m).

Site	WZ-AC2	Test Date	2024-07-03
Test Engineer	Bob Zhang	Temp./Humidity	25.5°C/56.8%
Factor	BBHA 9120D_1457_1-18GHz	Polarity	Horizontal
EUT	ACCESS POINT	Test Voltage	120V/60H
Test Mode	Transmit by Ant 8 2478MHz Ant 7 2466MHz		

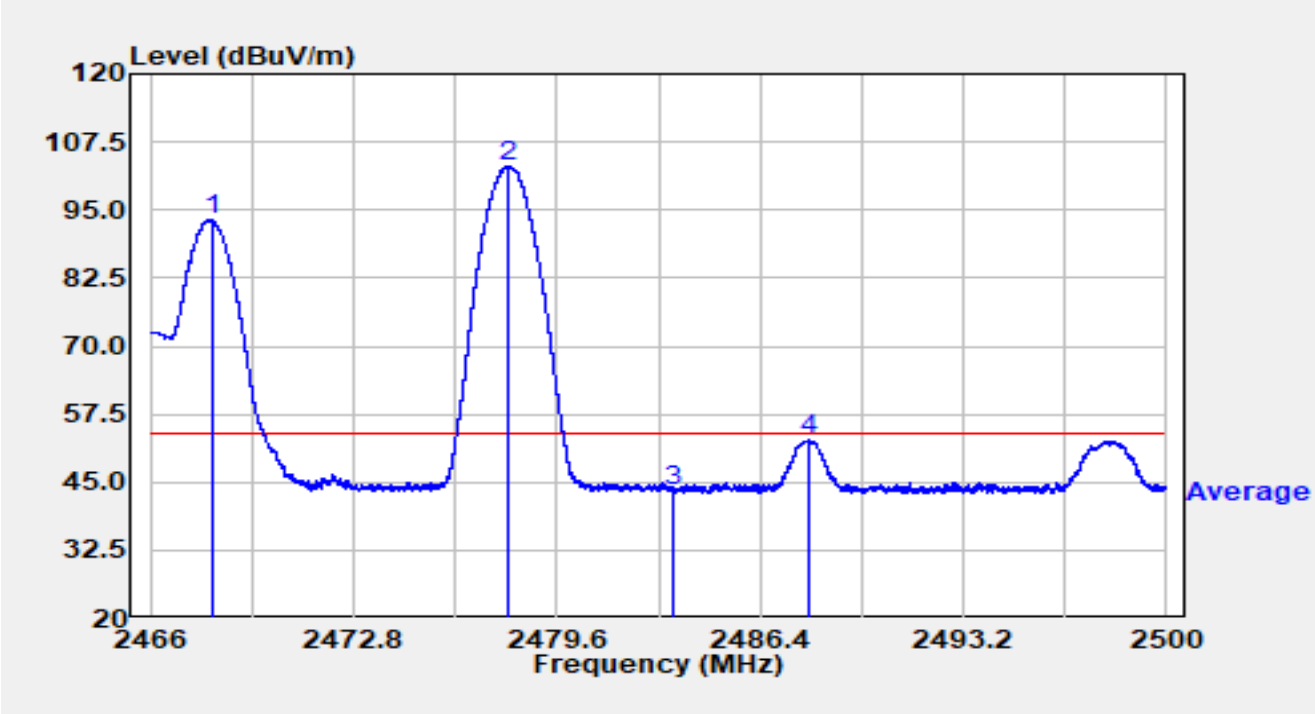

No	Mark	Frequency (MHz)	Reading (dBμV)	C.F (dB/m)	Measurement (dBμV/m)	Margin (dB)	Limit (dBμV/m)	Detector
1		2468.064	60.74	32.37	93.12	N/A	N/A	Average
2		2477.948	70.60	32.38	102.99	N/A	N/A	Average
3		2483.500	10.96	32.38	43.34	-10.66	54.00	Average
4	*	2488.018	20.59	32.38	52.97	-1.03	54.00	Average

Notes:

1. " *", means this data is the worst emission level.

2. C.F (dB/m) = Antenna Factor (dB/m) + Cable Loss (dB).

3. Measurement (dBμV/m) = Reading (dBμV) + C.F (dB/m).

Site	WZ-AC2	Test Date	2024-07-03
Test Engineer	Bob Zhang	Temp./Humidity	25.5°C/56.8%
Factor	BBHA 9120D_1457_1-18GHz	Polarity	Vertical
EUT	ACCESS POINT	Test Voltage	120V/60H
Test Mode	Transmit by Ant 8 2478MHz Ant 7 2466MHz		

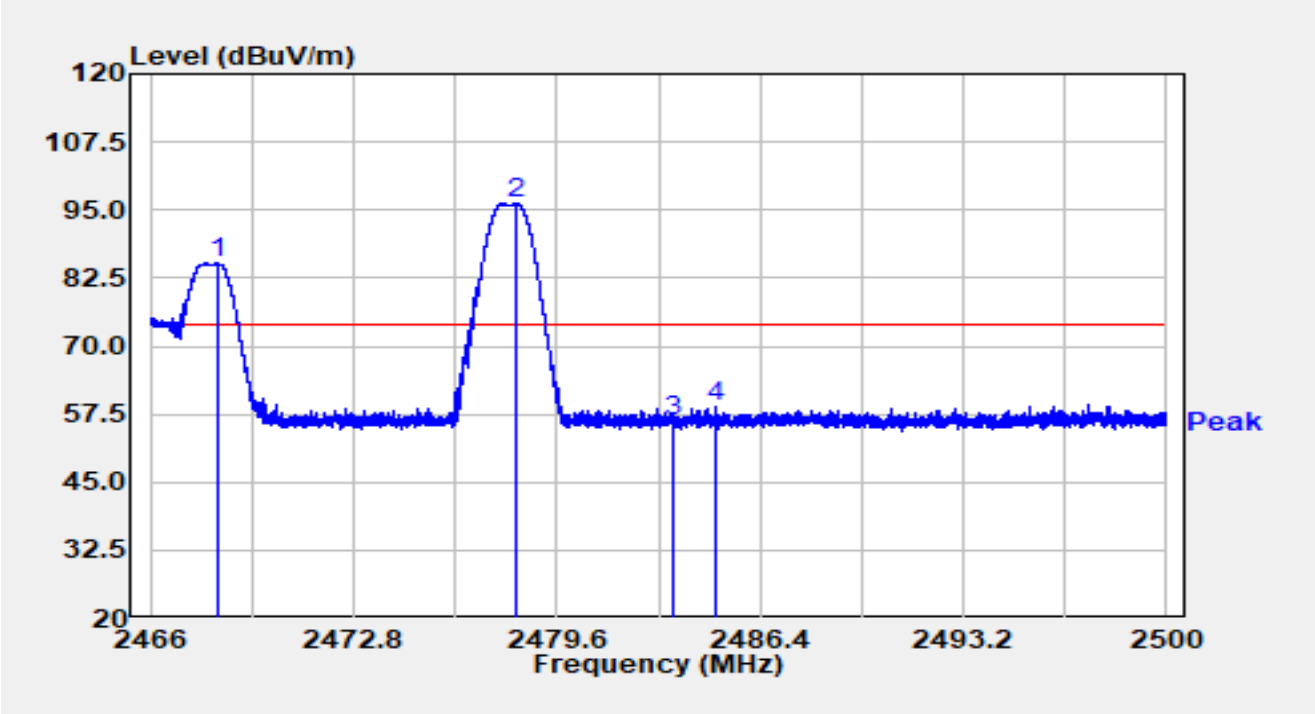

No	Mark	Frequency (MHz)	Reading (dBμV)	C.F (dB/m)	Measurement (dBμV/m)	Margin (dB)	Limit (dBμV/m)	Detector
1		2468.220	52.82	32.38	85.19	N/A	N/A	Peak
2		2478.260	63.79	32.38	96.17	N/A	N/A	Peak
3		2483.500	23.66	32.38	56.05	-17.95	74.00	Peak
4	*	2484.907	26.55	32.38	58.93	-15.07	74.00	Peak

Notes:

1. " *", means this data is the worst emission level.
2. C.F (dB/m) = Antenna Factor (dB/m) + Cable Loss (dB).
3. Measurement (dBμV/m) = Reading (dBμV) + C.F (dB/m).

Site	WZ-AC2	Test Date	2024-07-03
Test Engineer	Bob Zhang	Temp./Humidity	25.5°C/56.8%
Factor	BBHA 9120D_1457_1-18GHz	Polarity	Vertical
EUT	ACCESS POINT	Test Voltage	120V/60H
Test Mode	Transmit by Ant 8 2478MHz Ant 7 2466MHz		

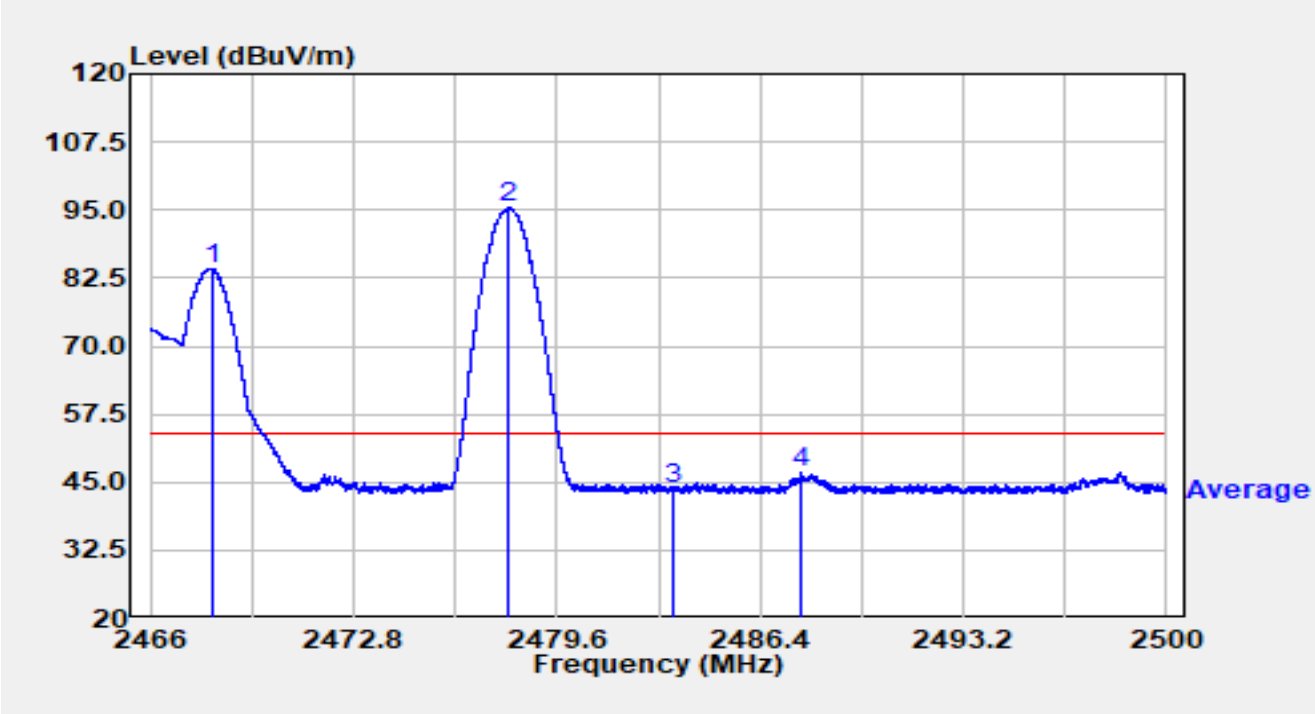

No	Mark	Frequency (MHz)	Reading (dBμV)	C.F (dB/m)	Measurement (dBμV/m)	Margin (dB)	Limit (dBμV/m)	Detector
1		2468.050	51.88	32.37	84.25	N/A	N/A	Average
2		2477.978	62.97	32.38	95.36	N/A	N/A	Average
3		2483.500	11.29	32.38	43.67	-10.33	54.00	Average
4	*	2487.791	14.26	32.38	46.64	-7.36	54.00	Average

Notes:

1. " *", means this data is the worst emission level.

2. C.F (dB/m) = Antenna Factor (dB/m) + Cable Loss (dB).

3. Measurement (dBμV/m) = Reading (dBμV) + C.F (dB/m).

Site	WZ-AC2	Test Date	2024-07-03
Test Engineer	Bob Zhang	Temp./Humidity	25.5°C/56.8%
Factor	BBHA 9120D_1457_1-18GHz	Polarity	Horizontal
EUT	ACCESS POINT	Test Voltage	120V/60H
Test Mode	Transmit by Ant 8 2478MHz Ant 7 2470MHz		

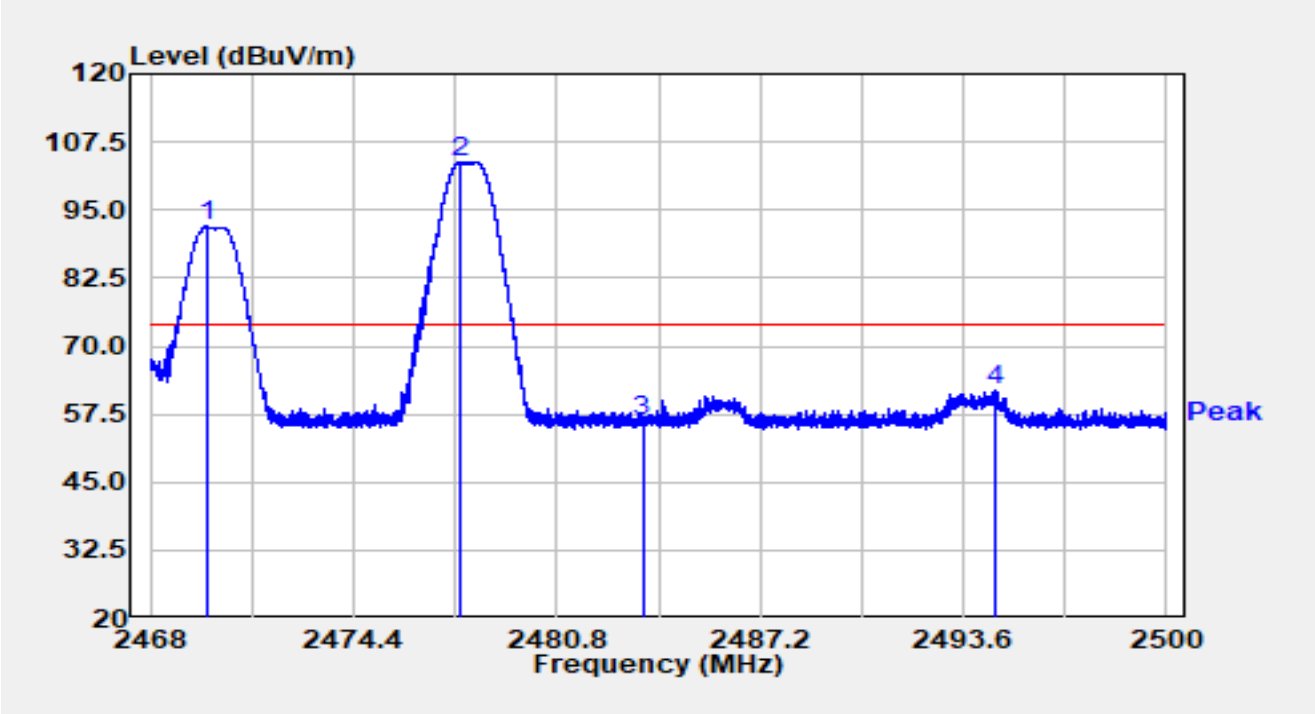

No	Mark	Frequency (MHz)	Reading (dBμV)	C.F (dB/m)	Measurement (dBμV/m)	Margin (dB)	Limit (dBμV/m)	Detector
1		2469.766	59.54	32.38	91.92	N/A	N/A	Peak
2		2477.776	71.44	32.39	103.82	N/A	N/A	Peak
3		2483.500	23.97	32.38	56.36	-17.64	74.00	Peak
4	*	2494.566	29.52	32.39	61.90	-12.10	74.00	Peak

Notes:

1. " *", means this data is the worst emission level.

2. C.F (dB/m) = Antenna Factor (dB/m) + Cable Loss (dB).

3. Measurement (dBμV/m) = Reading (dBμV) + C.F (dB/m).

Site	WZ-AC2	Test Date	2024-07-03
Test Engineer	Bob Zhang	Temp./Humidity	25.5°C/56.8%
Factor	BBHA 9120D_1457_1-18GHz	Polarity	Horizontal
EUT	ACCESS POINT	Test Voltage	120V/60H
Test Mode	Transmit by Ant 8 2478MHz Ant 7 2470MHz		

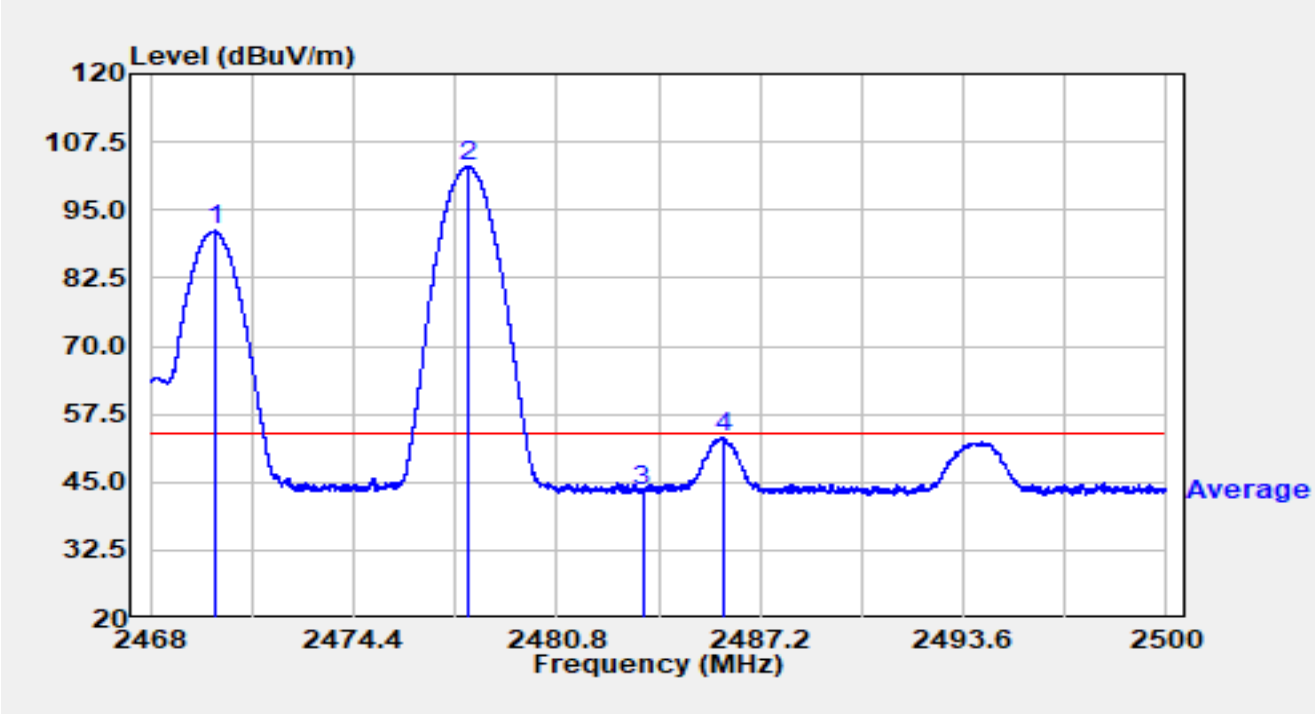

No	Mark	Frequency (MHz)	Reading (dBμV)	C.F (dB/m)	Measurement (dBμV/m)	Margin (dB)	Limit (dBμV/m)	Detector
1		2470.010	58.80	32.38	91.18	N/A	N/A	Average
2		2478.048	70.69	32.38	103.07	N/A	N/A	Average
3		2483.500	11.12	32.38	43.50	-10.50	54.00	Average
4	*	2486.016	20.89	32.38	53.27	-0.73	54.00	Average

Notes:

1. " *", means this data is the worst emission level.

2. C.F (dB/m) = Antenna Factor (dB/m) + Cable Loss (dB).

3. Measurement (dBμV/m) = Reading (dBμV) + C.F (dB/m).

Site	WZ-AC2	Test Date	2024-07-03
Test Engineer	Bob Zhang	Temp./Humidity	25.5°C/56.8%
Factor	BBHA 9120D_1457_1-18GHz	Polarity	Vertical
EUT	ACCESS POINT	Test Voltage	120V/60H
Test Mode	Transmit by Ant 8 2478MHz Ant 7 2470MHz		

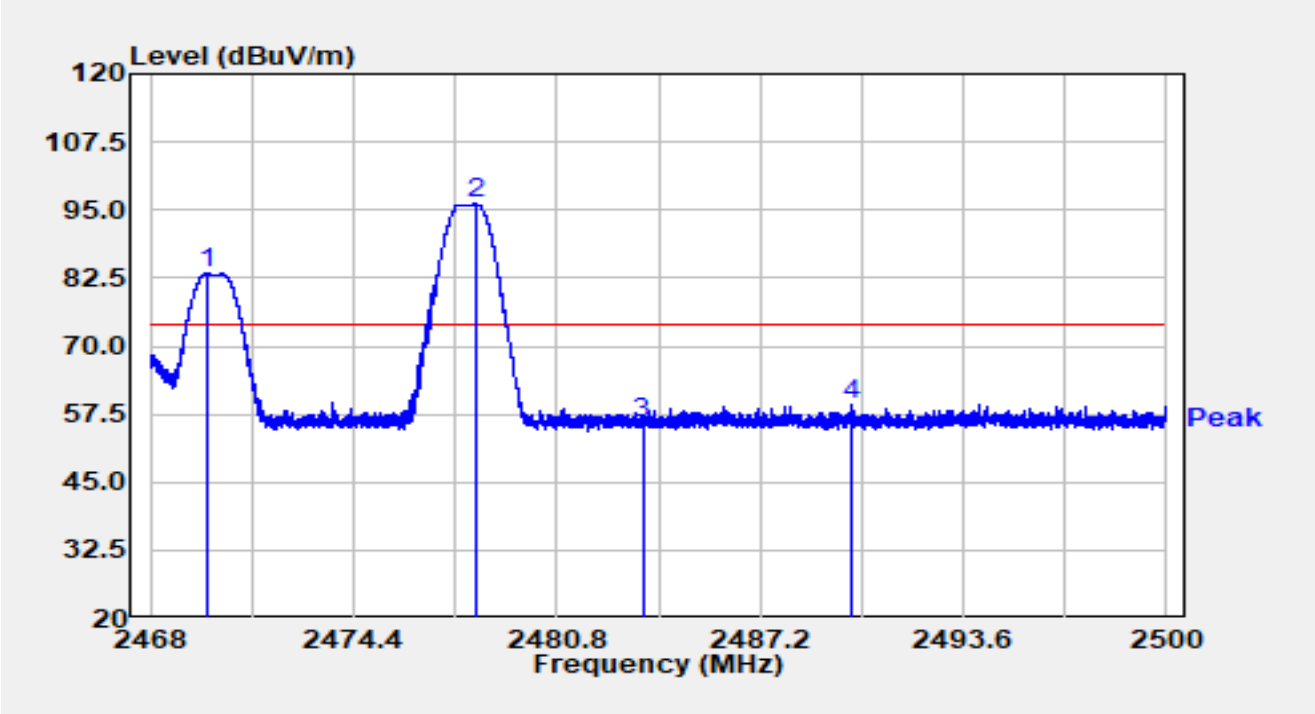

No	Mark	Frequency (MHz)	Reading (dBμV)	C.F (dB/m)	Measurement (dBμV/m)	Margin (dB)	Limit (dBμV/m)	Detector
1		2469.802	51.05	32.38	83.43	N/A	N/A	Peak
2		2478.259	63.73	32.38	96.12	N/A	N/A	Peak
3		2483.500	23.29	32.38	55.67	-18.33	74.00	Peak
4	*	2490.099	26.68	32.38	59.06	-14.94	74.00	Peak

Notes:

1. " *", means this data is the worst emission level.

2. C.F (dB/m) = Antenna Factor (dB/m) + Cable Loss (dB).

3. Measurement (dBμV/m) = Reading (dBμV) + C.F (dB/m).

Site	WZ-AC2	Test Date	2024-07-03
Test Engineer	Bob Zhang	Temp./Humidity	25.5°C/56.8%
Factor	BBHA 9120D_1457_1-18GHz	Polarity	Vertical
EUT	ACCESS POINT	Test Voltage	120V/60H
Test Mode	Transmit by Ant 8 2478MHz Ant 7 2470MHz		

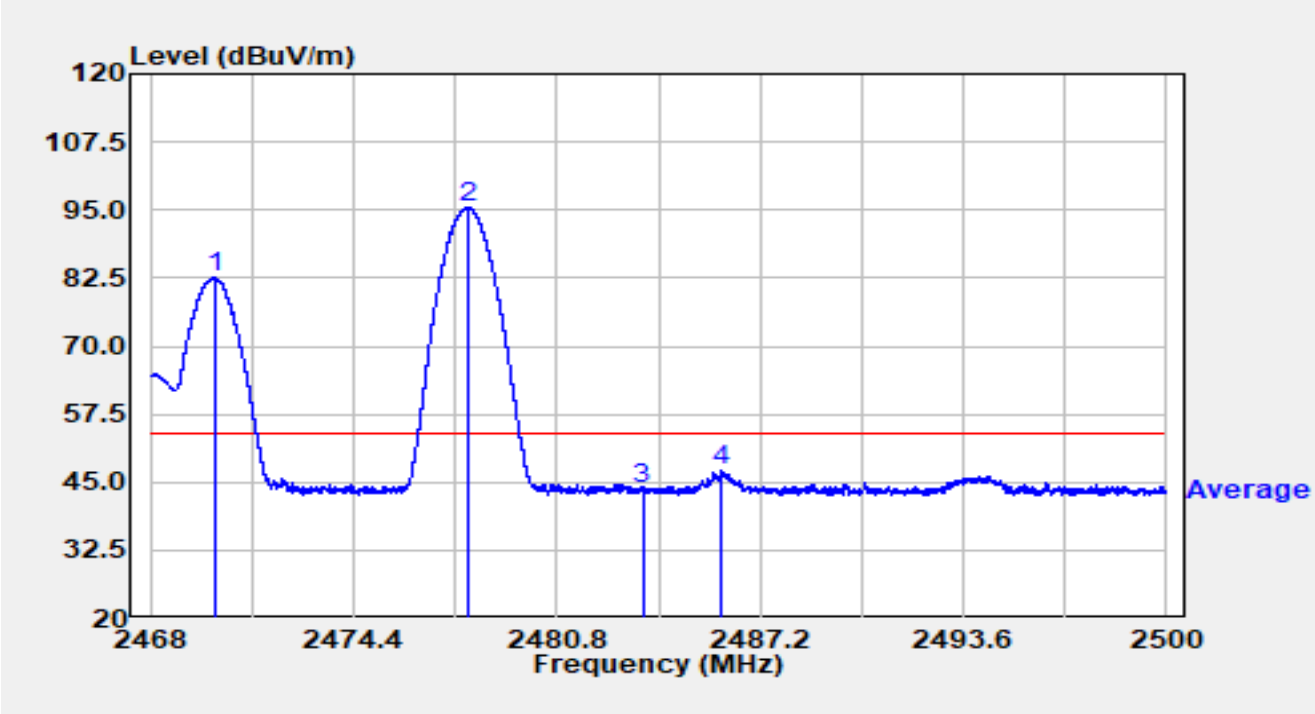

No	Mark	Frequency (MHz)	Reading (dBµV)	C.F (dB/m)	Measurement (dBµV/m)	Margin (dB)	Limit (dBµV/m)	Detector
1		2470.016	50.17	32.38	82.55	N/A	N/A	Average
2		2477.978	62.97	32.38	95.36	N/A	N/A	Average
3		2483.500	11.21	32.38	43.59	-10.41	54.00	Average
4	*	2486.006	14.83	32.38	47.22	-6.78	54.00	Average

Notes:

1. " *", means this data is the worst emission level.

2. C.F (dB/m) = Antenna Factor (dB/m) + Cable Loss (dB).

3. Measurement (dBµV/m) = Reading (dBµV) + C.F (dB/m).

Site	WZ-AC2	Test Date	2024-07-03
Test Engineer	Bob Zhang	Temp./Humidity	25.5°C/56.8%
Factor	BBHA 9120D_1457_1-18GHz	Polarity	Horizontal
EUT	ACCESS POINT	Test Voltage	120V/60H
Test Mode	Transmit by Ant 8 2478MHz Ant 7 2472MHz		

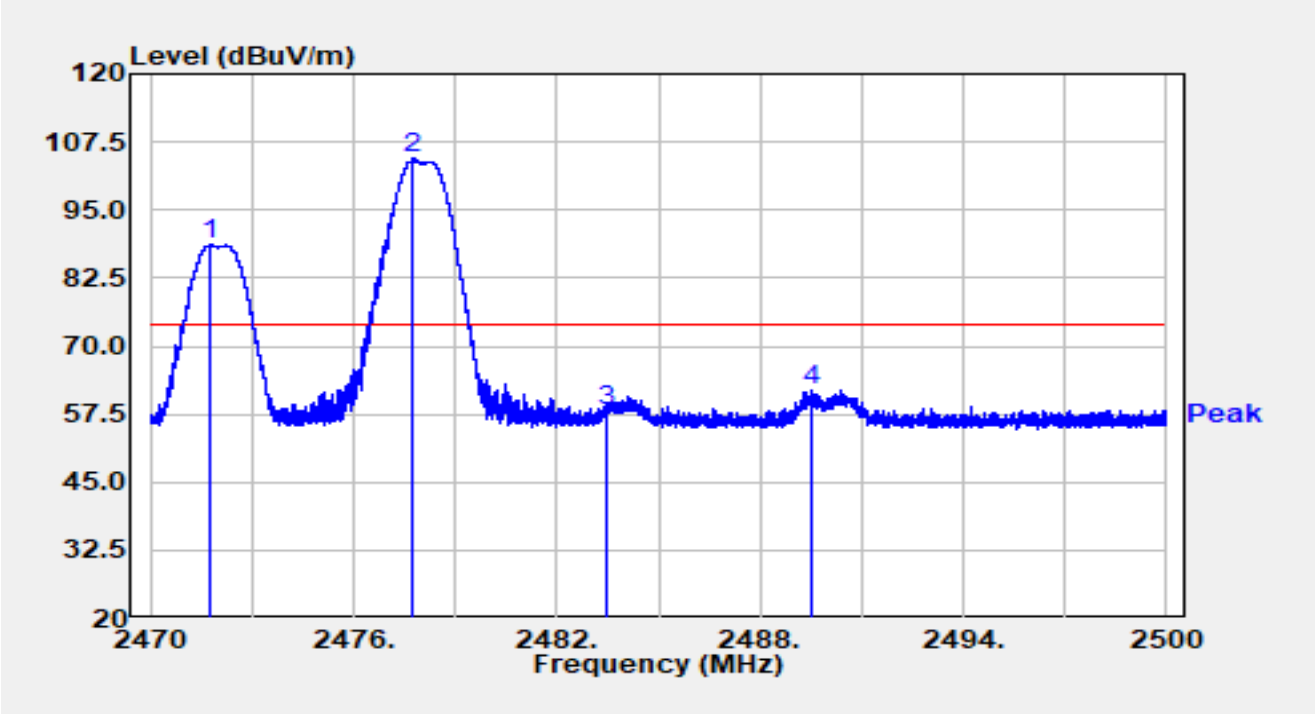

No	Mark	Frequency (MHz)	Reading (dBμV)	C.F (dB/m)	Measurement (dBμV/m)	Margin (dB)	Limit (dBμV/m)	Detector
1		2471.737	56.19	32.38	88.57	N/A	N/A	Peak
2		2477.749	72.29	32.39	104.68	N/A	N/A	Peak
3		2483.500	25.62	32.38	58.01	-15.99	74.00	Peak
4	*	2489.548	29.45	32.38	61.83	-12.17	74.00	Peak

Notes:

1. " *", means this data is the worst emission level.

2. C.F (dB/m) = Antenna Factor (dB/m) + Cable Loss (dB).

3. Measurement (dBμV/m) = Reading (dBμV) + C.F (dB/m).

Site	WZ-AC2	Test Date	2024-07-03
Test Engineer	Bob Zhang	Temp./Humidity	25.5°C/56.8%
Factor	BBHA 9120D_1457_1-18GHz	Polarity	Horizontal
EUT	ACCESS POINT	Test Voltage	120V/60H
Test Mode	Transmit by Ant 8 2478MHz Ant 7 2472MHz		

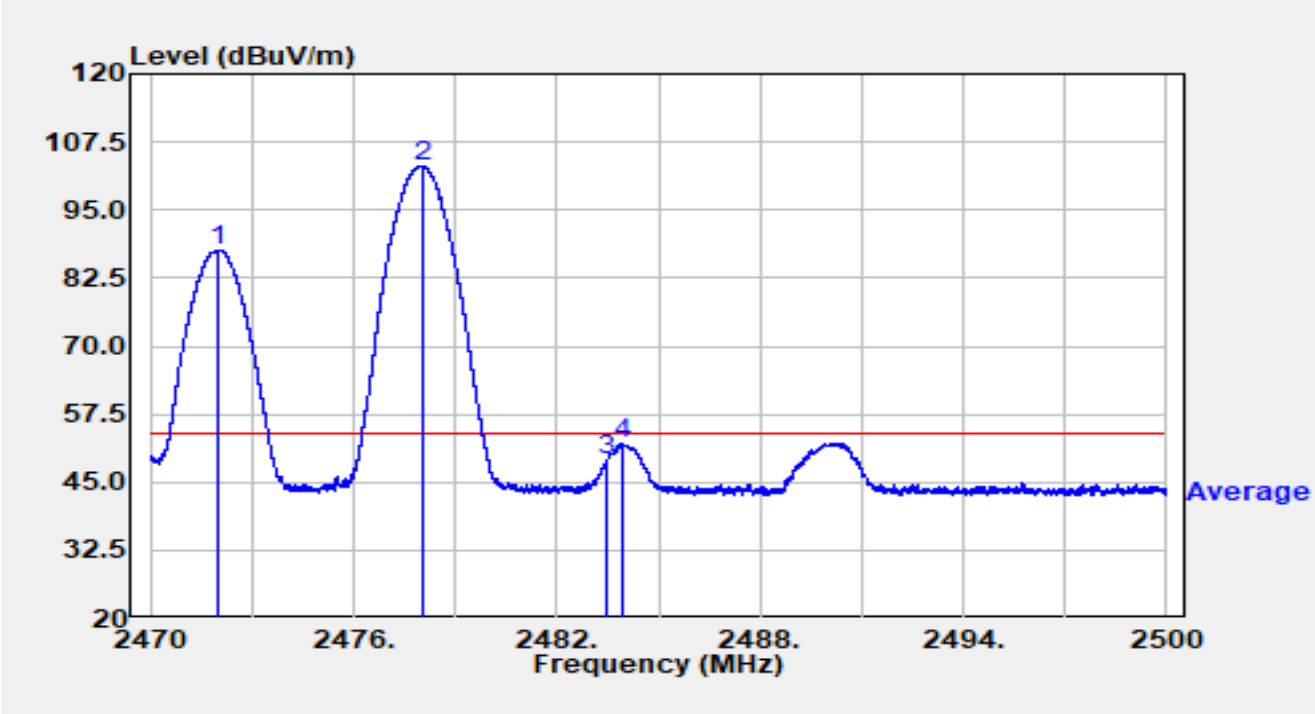

No	Mark	Frequency (MHz)	Reading (dBμV)	C.F (dB/m)	Measurement (dBμV/m)	Margin (dB)	Limit (dBμV/m)	Detector
1		2472.001	55.31	32.38	87.70	N/A	N/A	Average
2		2478.028	70.78	32.38	103.16	N/A	N/A	Average
3		2483.500	16.77	32.38	49.15	-4.85	54.00	Average
4	*	2483.944	19.74	32.38	52.12	-1.88	54.00	Average

Notes:

1. " *", means this data is the worst emission level.
2. C.F (dB/m) = Antenna Factor (dB/m) + Cable Loss (dB).
3. Measurement (dBμV/m) = Reading (dBμV) + C.F (dB/m).

Site	WZ-AC2	Test Date	2024-07-03
Test Engineer	Bob Zhang	Temp./Humidity	25.5°C/56.8%
Factor	BBHA 9120D_1457_1-18GHz	Polarity	Vertical
EUT	ACCESS POINT	Test Voltage	120V/60H
Test Mode	Transmit by Ant 8 2478MHz Ant 7 2472MHz		

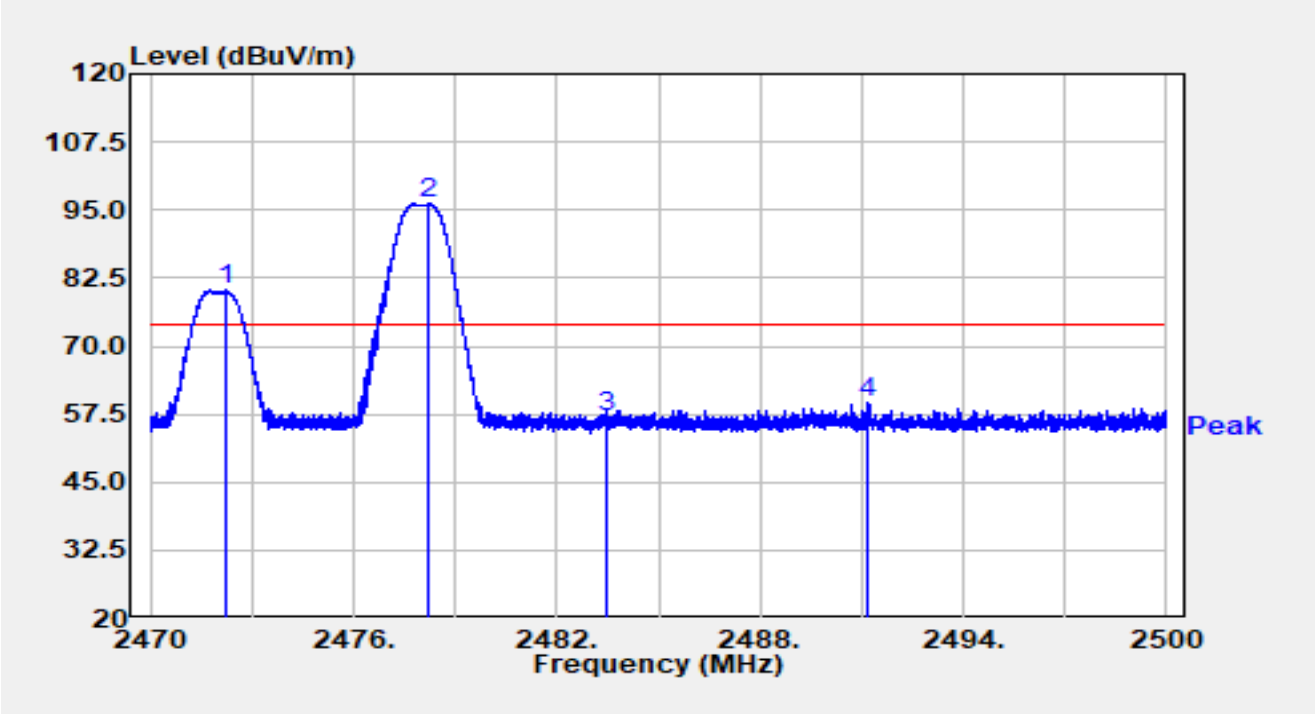

No	Mark	Frequency (MHz)	Reading (dBμV)	C.F (dB/m)	Measurement (dBμV/m)	Margin (dB)	Limit (dBμV/m)	Detector
1		2472.220	47.89	32.38	80.27	N/A	N/A	Peak
2		2478.232	63.76	32.38	96.14	N/A	N/A	Peak
3		2483.500	24.62	32.38	57.01	-16.99	74.00	Peak
4	*	2491.207	27.14	32.38	59.52	-14.48	74.00	Peak

Notes:

1. " *", means this data is the worst emission level.

2. C.F (dB/m) = Antenna Factor (dB/m) + Cable Loss (dB).

3. Measurement (dBμV/m) = Reading (dBμV) + C.F (dB/m).

Site	WZ-AC2	Test Date	2024-07-03
Test Engineer	Bob Zhang	Temp./Humidity	25.5°C/56.8%
Factor	BBHA 9120D_1457_1-18GHz	Polarity	Vertical
EUT	ACCESS POINT	Test Voltage	120V/60H
Test Mode	Transmit by Ant 8 2478MHz Ant 7 2472MHz		

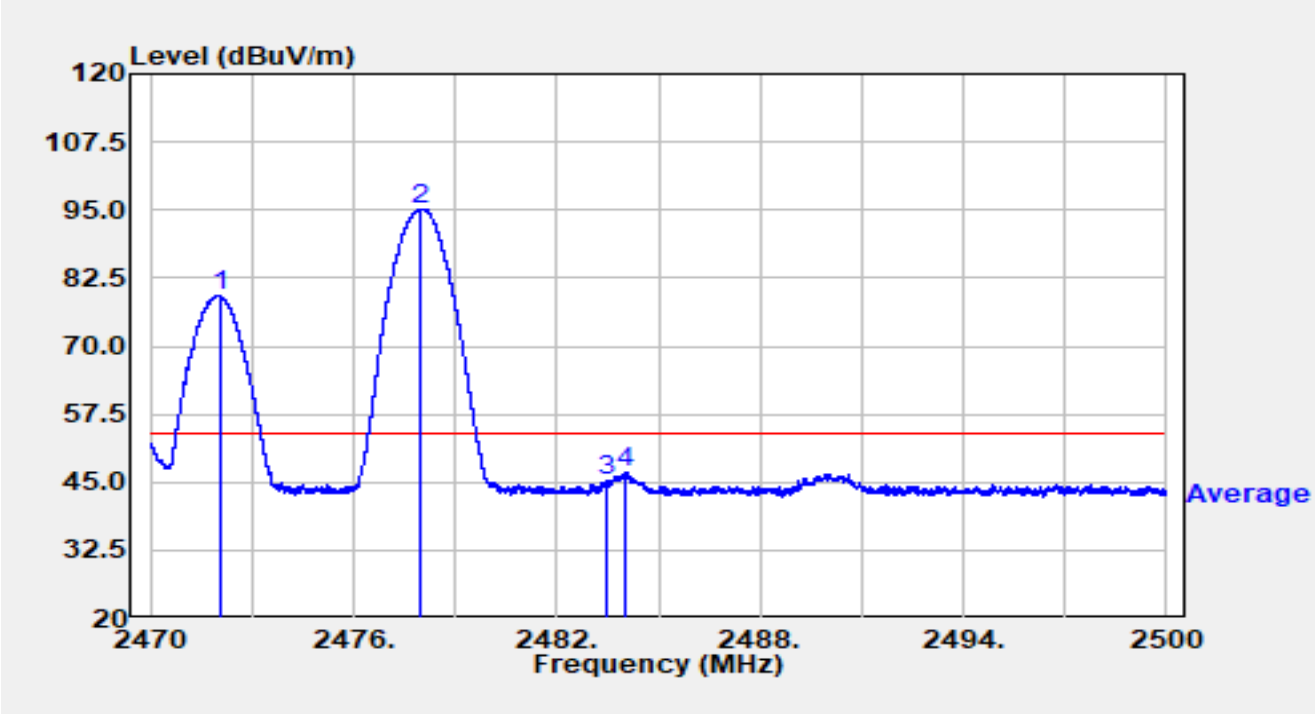

No	Mark	Frequency (MHz)	Reading (dBμV)	C.F (dB/m)	Measurement (dBμV/m)	Margin (dB)	Limit (dBμV/m)	Detector
1		2472.052	46.83	32.38	79.21	N/A	N/A	Average
2		2477.977	62.85	32.38	95.24	N/A	N/A	Average
3		2483.500	12.85	32.38	45.23	-8.77	54.00	Average
4	*	2484.043	14.38	32.38	46.76	-7.24	54.00	Average

Notes:

1. " *", means this data is the worst emission level.
2. C.F (dB/m) = Antenna Factor (dB/m) + Cable Loss (dB).
3. Measurement (dBμV/m) = Reading (dBμV) + C.F (dB/m).

Site	WZ-AC2	Test Date	2024-07-03
Test Engineer	Bob Zhang	Temp./Humidity	25.5°C/56.8%
Factor	BBHA 9120D_1457_1-18GHz	Polarity	Horizontal
EUT	ACCESS POINT	Test Voltage	120V/60H
Test Mode	Transmit by Ant 8 2478MHz Ant 7 2474MHz		

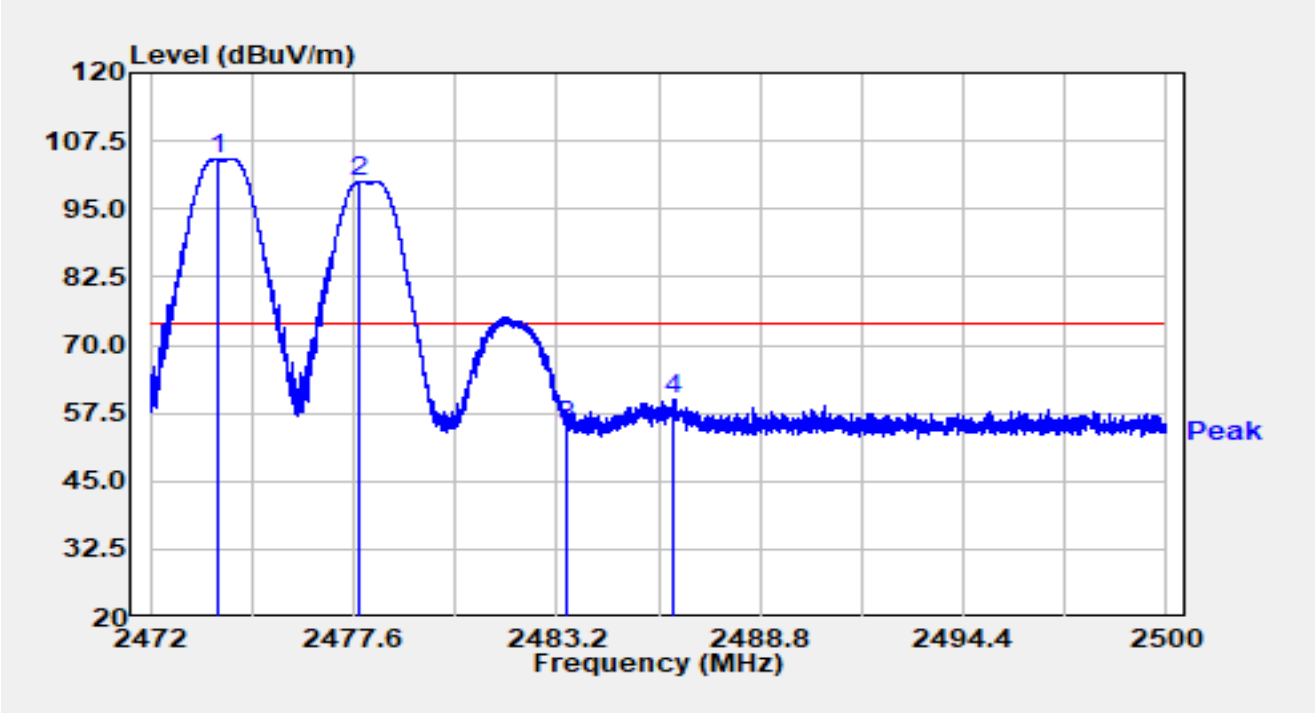

No	Mark	Frequency (MHz)	Reading (dBμV)	C.F (dB/m)	Measurement (dBμV/m)	Margin (dB)	Limit (dBμV/m)	Detector
1	*	2473.879	71.86	32.39	104.25	30.25	74.00	Peak
2		2477.779	67.71	32.39	100.10	26.10	74.00	Peak
3		2483.500	22.71	32.38	55.09	-18.91	74.00	Peak
4		2486.440	27.51	32.38	59.90	-14.10	74.00	Peak

Notes:

1. " *", means this data is the worst emission level.

2. C.F (dB/m) = Antenna Factor (dB/m) + Cable Loss (dB).

3. Measurement (dBμV/m) = Reading (dBμV) + C.F (dB/m).

Site	WZ-AC2	Test Date	2024-07-03
Test Engineer	Bob Zhang	Temp./Humidity	25.5°C/56.8%
Factor	BBHA 9120D_1457_1-18GHz	Polarity	Horizontal
EUT	ACCESS POINT	Test Voltage	120V/60H
Test Mode	Transmit by Ant 8 2478MHz Ant 7 2474MHz		

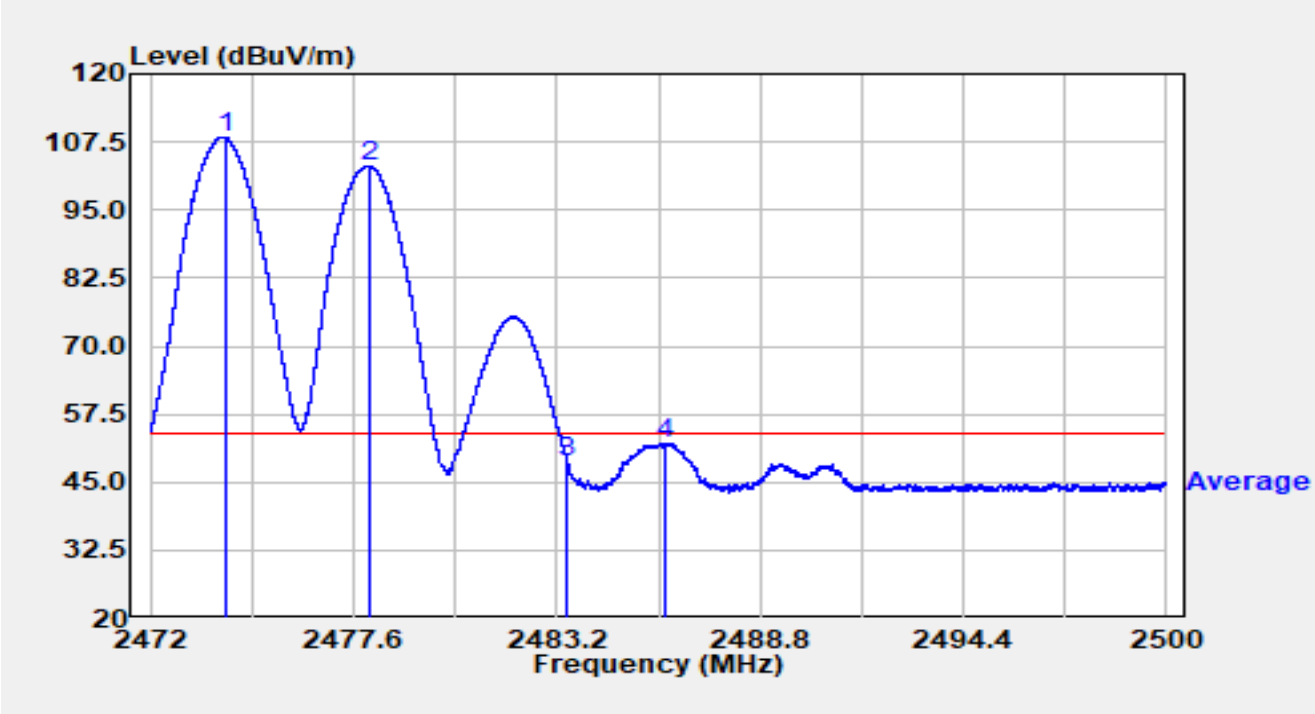

No	Mark	Frequency (MHz)	Reading (dBμV)	C.F (dB/m)	Measurement (dBμV/m)	Margin (dB)	Limit (dBμV/m)	Detector
1		2474.075	75.96	32.39	108.34	N/A	N/A	Average
2		2478.012	70.79	32.38	103.17	N/A	N/A	Average
3		2483.500	16.16	32.38	48.54	-5.46	54.00	Average
4	*	2486.174	19.76	32.38	52.14	-1.86	54.00	Average

Notes:

1. " *", means this data is the worst emission level.

2. C.F (dB/m) = Antenna Factor (dB/m) + Cable Loss (dB).

3. Measurement (dBμV/m) = Reading (dBμV) + C.F (dB/m).

Site	WZ-AC2	Test Date	2024-07-03
Test Engineer	Bob Zhang	Temp./Humidity	25.5°C/56.8%
Factor	BBHA 9120D_1457_1-18GHz	Polarity	Vertical
EUT	ACCESS POINT	Test Voltage	120V/60H
Test Mode	Transmit by Ant 8 2478MHz Ant 7 2474MHz		

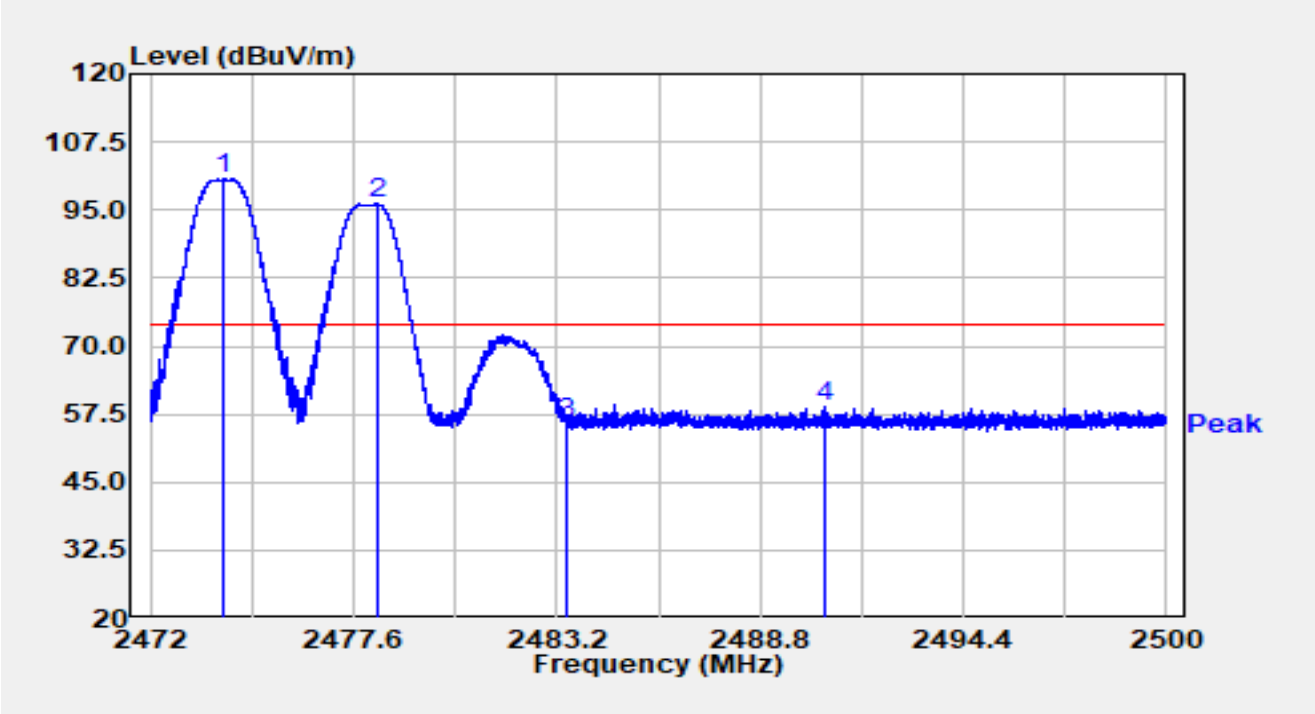

No	Mark	Frequency (MHz)	Reading (dBμV)	C.F (dB/m)	Measurement (dBμV/m)	Margin (dB)	Limit (dBμV/m)	Detector
1		2474.030	68.37	32.39	100.76	N/A	N/A	Peak
2		2478.230	63.69	32.38	96.08	N/A	N/A	Peak
3		2483.500	23.45	32.38	55.83	-18.17	74.00	Peak
4	*	2490.578	26.66	32.38	59.04	-14.96	74.00	Peak

Notes:

1. " *", means this data is the worst emission level.
2. C.F (dB/m) = Antenna Factor (dB/m) + Cable Loss (dB).
3. Measurement (dBμV/m) = Reading (dBμV) + C.F (dB/m).

Site	WZ-AC2	Test Date	2024-07-03
Test Engineer	Bob Zhang	Temp./Humidity	25.5°C/56.8%
Factor	BBHA 9120D_1457_1-18GHz	Polarity	Vertical
EUT	ACCESS POINT	Test Voltage	120V/60H
Test Mode	Transmit by Ant 8 2478MHz Ant 7 2474MHz		

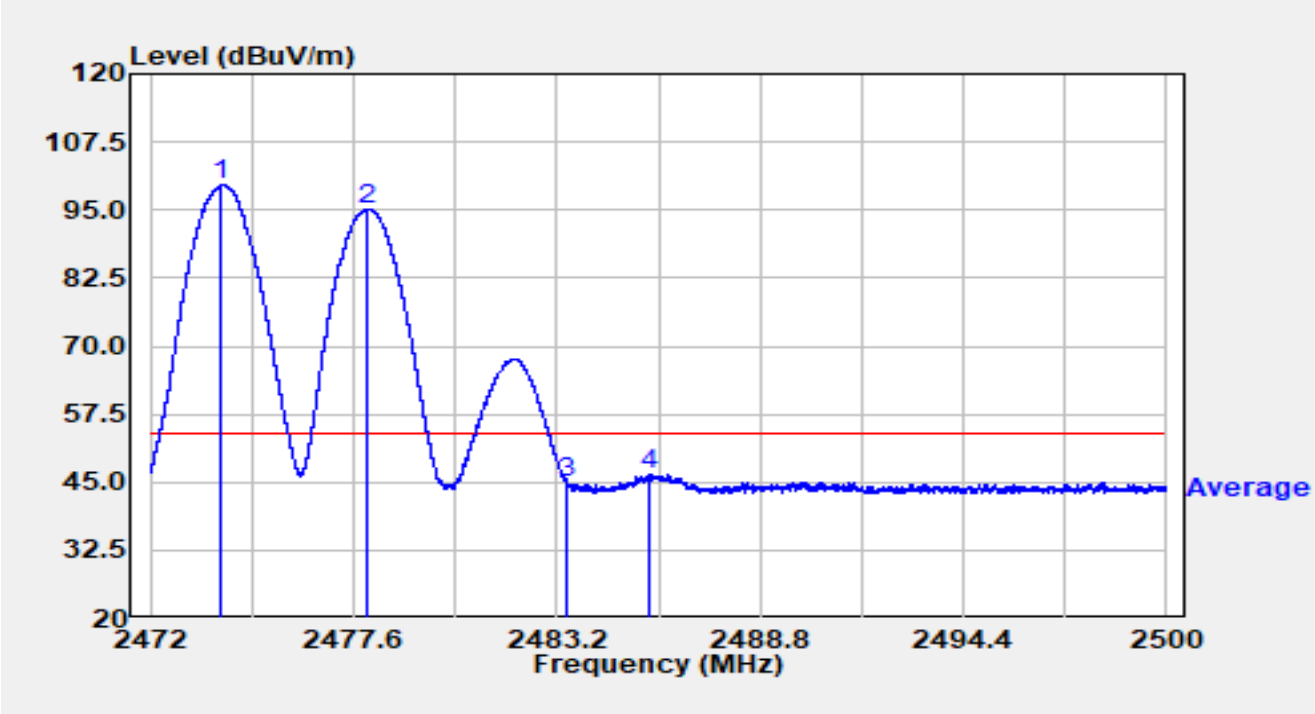

No	Mark	Frequency (MHz)	Reading (dBμV)	C.F (dB/m)	Measurement (dBμV/m)	Margin (dB)	Limit (dBμV/m)	Detector
1		2473.969	67.26	32.39	99.65	N/A	N/A	Average
2		2477.989	62.86	32.38	95.24	N/A	N/A	Average
3		2483.500	12.35	32.38	44.73	-9.27	54.00	Average
4	*	2485.768	13.97	32.38	46.35	-7.65	54.00	Average

Notes:

1. " *", means this data is the worst emission level.
2. C.F (dB/m) = Antenna Factor (dB/m) + Cable Loss (dB).
3. Measurement (dBμV/m) = Reading (dBμV) + C.F (dB/m).

Site	WZ-AC2	Test Date	2024-07-03
Test Engineer	Bob Zhang	Temp./Humidity	25.5°C/56.8%
Factor	BBHA 9120D_1457_1-18GHz	Polarity	Horizontal
EUT	ACCESS POINT	Test Voltage	120V/60H
Test Mode	Transmit by Ant 8 2478MHz Ant 7 2476MHz		

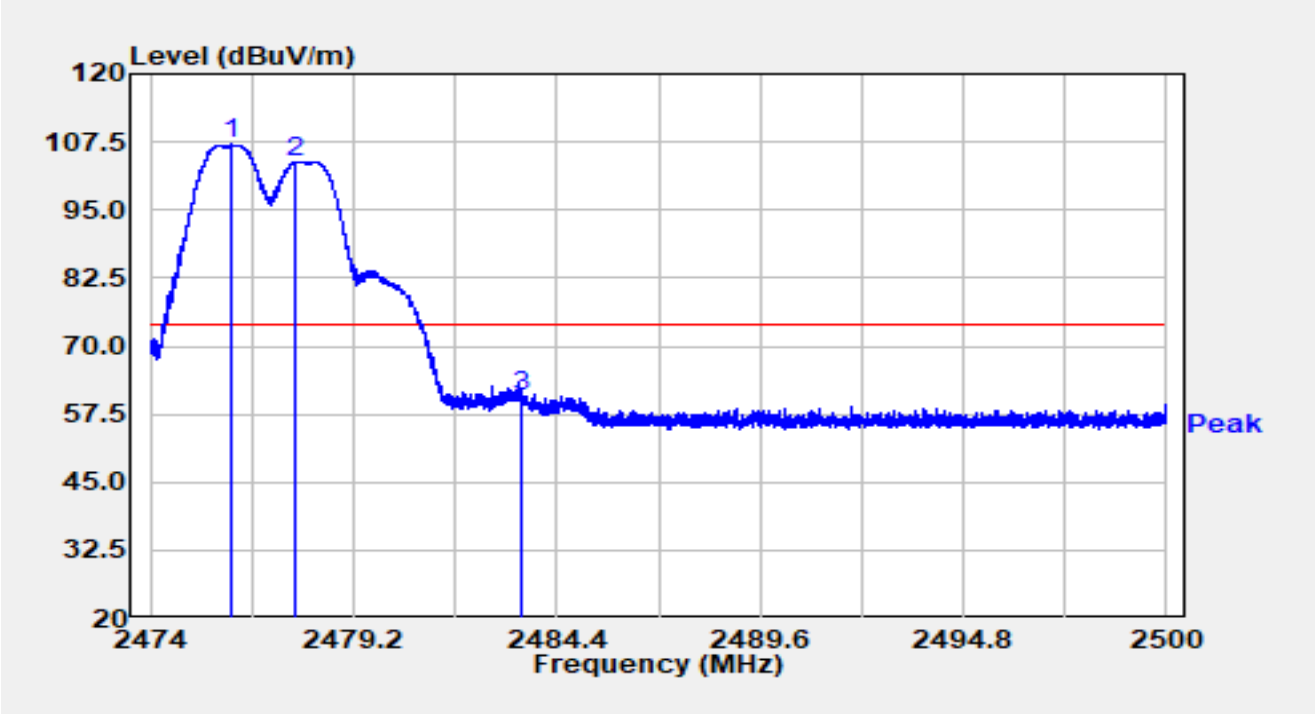

No	Mark	Frequency (MHz)	Reading (dBµV)	C.F (dB/m)	Measurement (dBµV/m)	Margin (dB)	Limit (dBµV/m)	Detector
1		2476.038	74.68	32.39	107.07	N/A	N/A	Peak
2		2477.700	71.54	32.39	103.93	N/A	N/A	Peak
3	*	2483.500	28.37	32.38	60.75	-13.25	74.00	Peak

Notes:

1. " *", means this data is the worst emission level.

2. C.F (dB/m) = Antenna Factor (dB/m) + Cable Loss (dB).

3. Measurement (dBµV/m) = Reading (dBµV) + C.F (dB/m).

Site	WZ-AC2	Test Date	2024-07-03
Test Engineer	Bob Zhang	Temp./Humidity	25.5°C/56.8%
Factor	BBHA 9120D_1457_1-18GHz	Polarity	Horizontal
EUT	ACCESS POINT	Test Voltage	120V/60H
Test Mode	Transmit by Ant 8 2478MHz Ant 7 2476MHz		

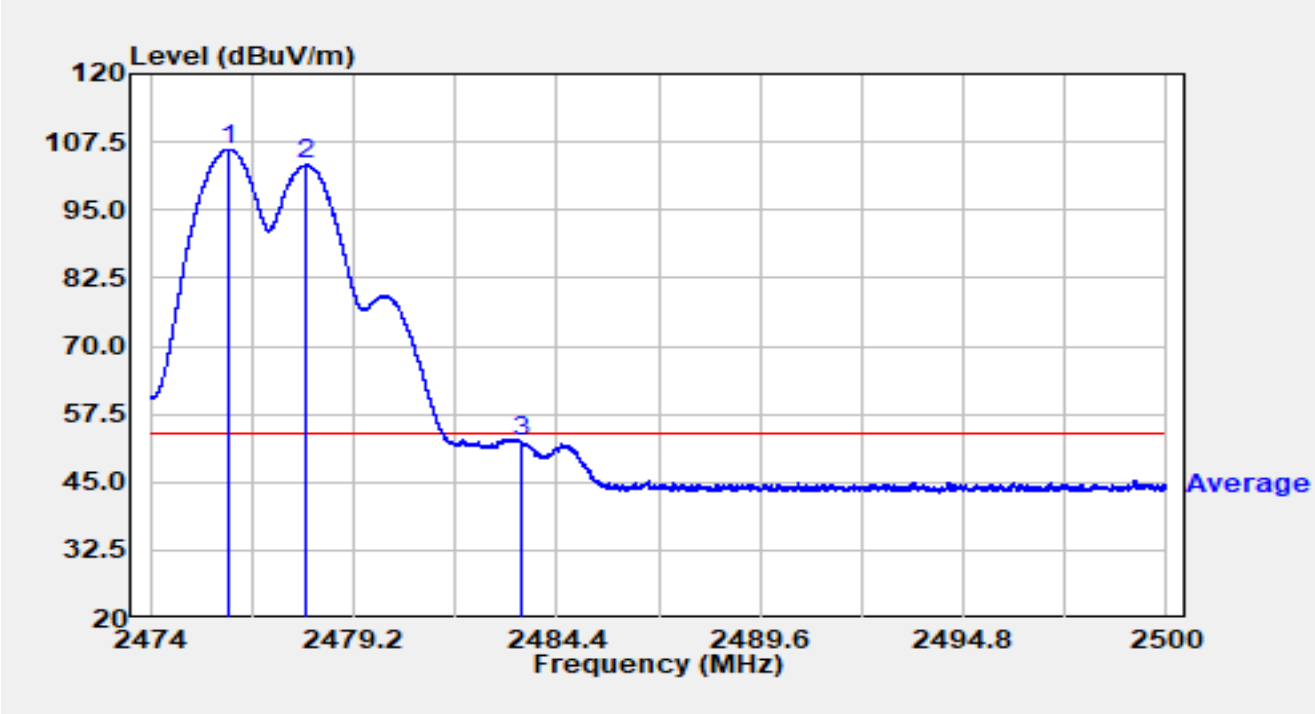

No	Mark	Frequency (MHz)	Reading (dBµV)	C.F (dB/m)	Measurement (dBµV/m)	Margin (dB)	Limit (dBµV/m)	Detector
1		2476.002	73.81	32.39	106.19	N/A	N/A	Average
2		2478.001	70.86	32.38	103.25	N/A	N/A	Average
3	*	2483.500	20.07	32.38	52.45	-1.55	54.00	Average

Notes:

1. " *", means this data is the worst emission level.
2. C.F (dB/m) = Antenna Factor (dB/m) + Cable Loss (dB).
3. Measurement (dBµV/m) = Reading (dBµV) + C.F (dB/m).

Site	WZ-AC2	Test Date	2024-07-03
Test Engineer	Bob Zhang	Temp./Humidity	25.5°C/56.8%
Factor	BBHA 9120D_1457_1-18GHz	Polarity	Vertical
EUT	ACCESS POINT	Test Voltage	120V/60H
Test Mode	Transmit by Ant 8 2478MHz Ant 7 2476MHz		

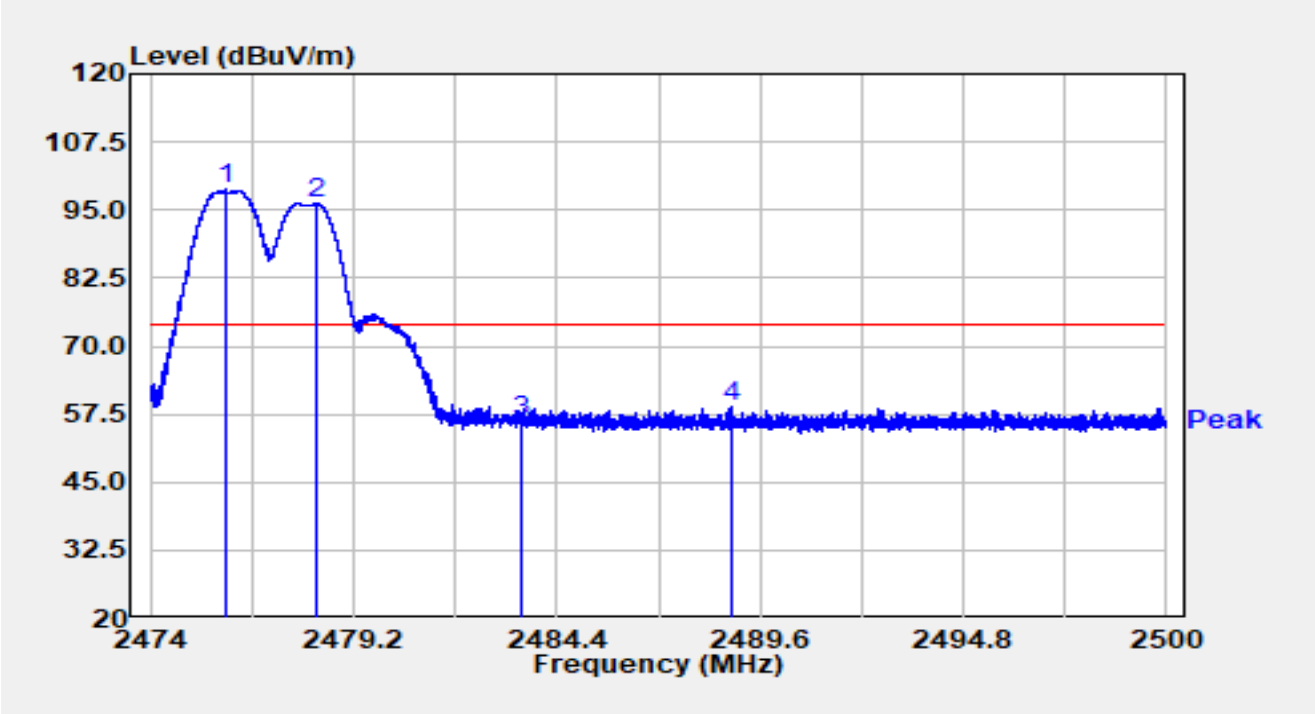

No	Mark	Frequency (MHz)	Reading (dBμV)	C.F (dB/m)	Measurement (dBμV/m)	Margin (dB)	Limit (dBμV/m)	Detector
1		2475.945	66.32	32.39	98.71	N/A	N/A	Peak
2		2478.230	63.76	32.38	96.14	N/A	N/A	Peak
3		2483.500	23.68	32.38	56.06	-17.94	74.00	Peak
4	*	2488.844	26.47	32.38	58.85	-15.15	74.00	Peak

Notes:

1. " *", means this data is the worst emission level.

2. C.F (dB/m) = Antenna Factor (dB/m) + Cable Loss (dB).

3. Measurement (dBμV/m) = Reading (dBμV) + C.F (dB/m).

Site	WZ-AC2	Test Date	2024-07-03
Test Engineer	Bob Zhang	Temp./Humidity	25.5°C/56.8%
Factor	BBHA 9120D_1457_1-18GHz	Polarity	Vertical
EUT	ACCESS POINT	Test Voltage	120V/60H
Test Mode	Transmit by Ant 8 2478MHz Ant 7 2476MHz		

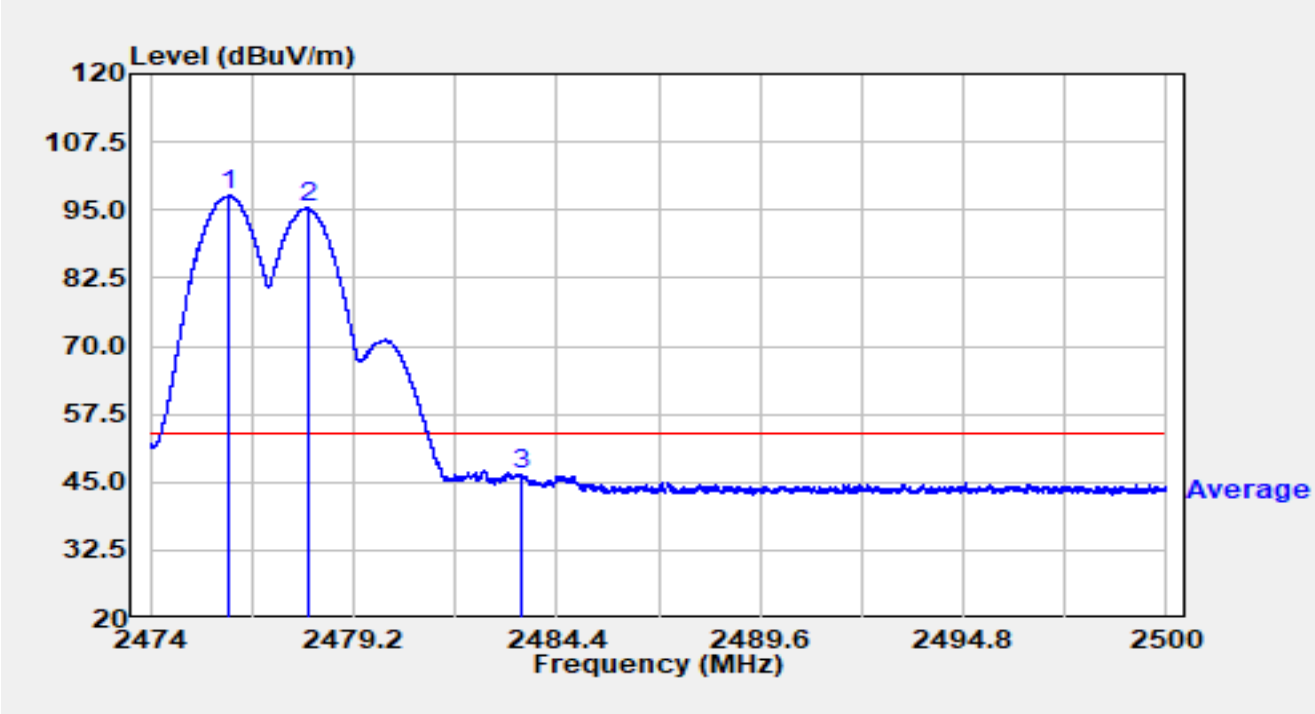

No	Mark	Frequency (MHz)	Reading (dBµV)	C.F (dB/m)	Measurement (dBµV/m)	Margin (dB)	Limit (dBµV/m)	Detector
1		2476.015	65.23	32.39	97.61	N/A	N/A	Average
2		2478.027	62.96	32.38	95.35	N/A	N/A	Average
3	*	2483.500	13.97	32.38	46.35	-7.65	54.00	Average

Notes:

1. " *", means this data is the worst emission level.
2. C.F (dB/m) = Antenna Factor (dB/m) + Cable Loss (dB).
3. Measurement (dBµV/m) = Reading (dBµV) + C.F (dB/m).

Site	WZ-AC2	Test Date	2024-07-03
Test Engineer	Bob Zhang	Temp./Humidity	25.5°C/56.8%
Factor	BBHA 9120D_1457_1-18GHz	Polarity	Horizontal
EUT	ACCESS POINT	Test Voltage	120V/60H
Test Mode	Transmit by Ant 8 2478MHz Ant 7 2480MHz		

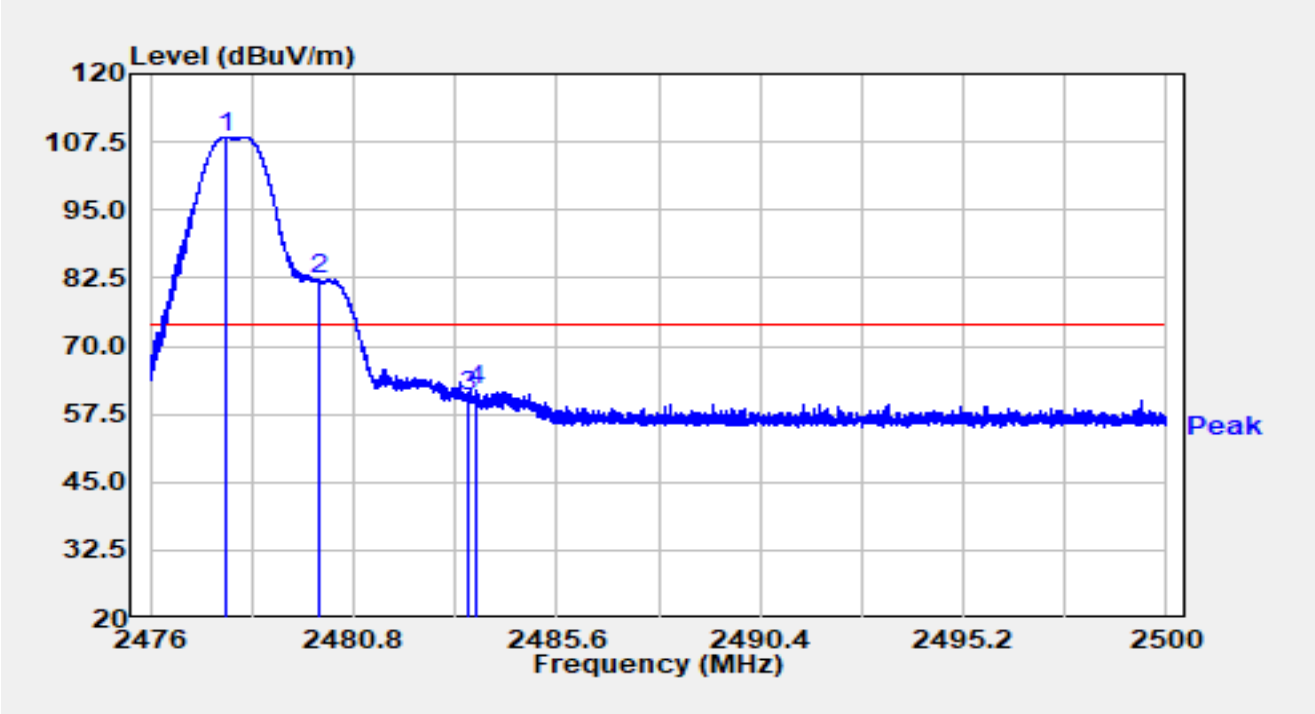

No	Mark	Frequency (MHz)	Reading (dBμV)	C.F (dB/m)	Measurement (dBμV/m)	Margin (dB)	Limit (dBμV/m)	Detector
1		2477.774	76.02	32.39	108.41	N/A	N/A	Peak
2		2479.994	49.84	32.38	82.23	N/A	N/A	Peak
3		2483.500	28.49	32.38	60.87	-13.13	74.00	Peak
4	*	2483.716	29.47	32.38	61.85	-12.15	74.00	Peak

Notes:

1. " *", means this data is the worst emission level.
2. C.F (dB/m) = Antenna Factor (dB/m) + Cable Loss (dB).
3. Measurement (dBμV/m) = Reading (dBμV) + C.F (dB/m).

Site	WZ-AC2	Test Date	2024-07-03
Test Engineer	Bob Zhang	Temp./Humidity	25.5°C/56.8%
Factor	BBHA 9120D_1457_1-18GHz	Polarity	Horizontal
EUT	ACCESS POINT	Test Voltage	120V/60H
Test Mode	Transmit by Ant 8 2478MHz Ant 7 2480MHz		

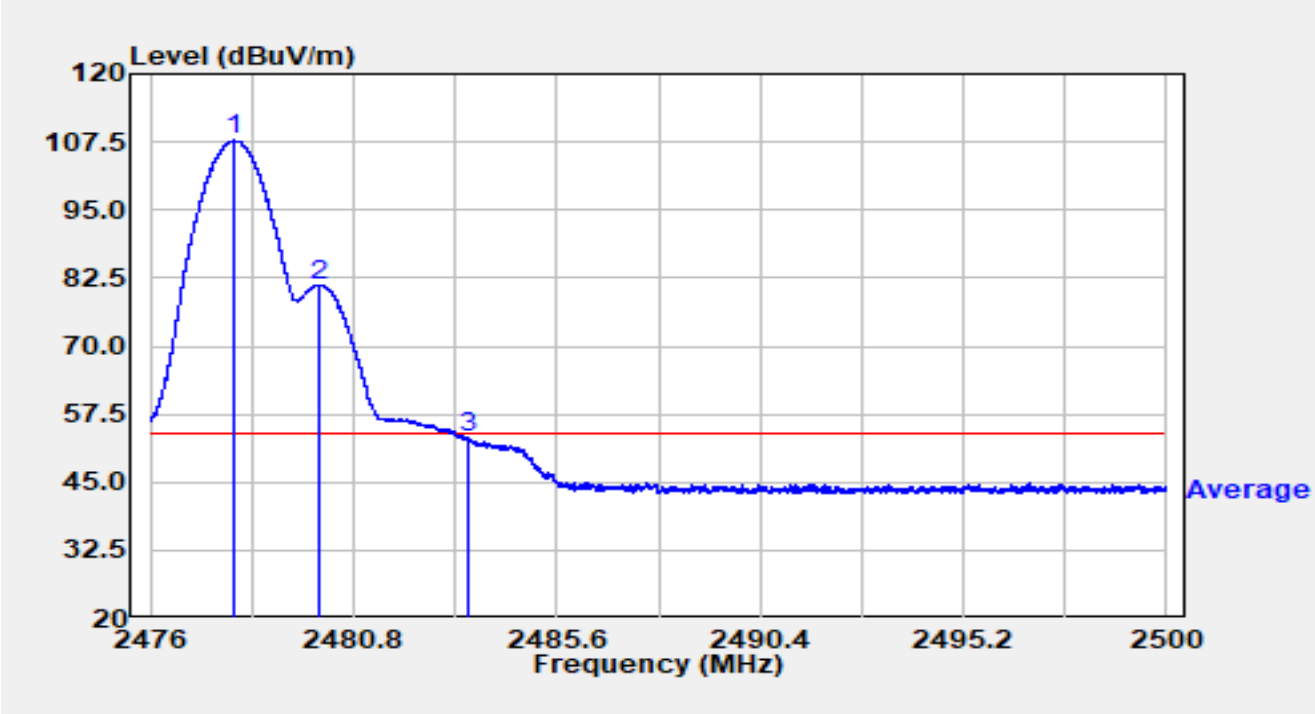

No	Mark	Frequency (MHz)	Reading (dBµV)	C.F (dB/m)	Measurement (dBµV/m)	Margin (dB)	Limit (dBµV/m)	Detector
1		2477.963	75.35	32.38	107.74	N/A	N/A	Average
2		2479.974	48.89	32.38	81.27	N/A	N/A	Average
3	*	2483.500	20.70	32.38	53.09	-0.91	54.00	Average

Notes:

1. " *", means this data is the worst emission level.
2. C.F (dB/m) = Antenna Factor (dB/m) + Cable Loss (dB).
3. Measurement (dBµV/m) = Reading (dBµV) + C.F (dB/m).

Site	WZ-AC2	Test Date	2024-07-03
Test Engineer	Bob Zhang	Temp./Humidity	25.5°C/56.8%
Factor	BBHA 9120D_1457_1-18GHz	Polarity	Vertical
EUT	ACCESS POINT	Test Voltage	120V/60H
Test Mode	Transmit by Ant 8 2478MHz Ant 7 2480MHz		

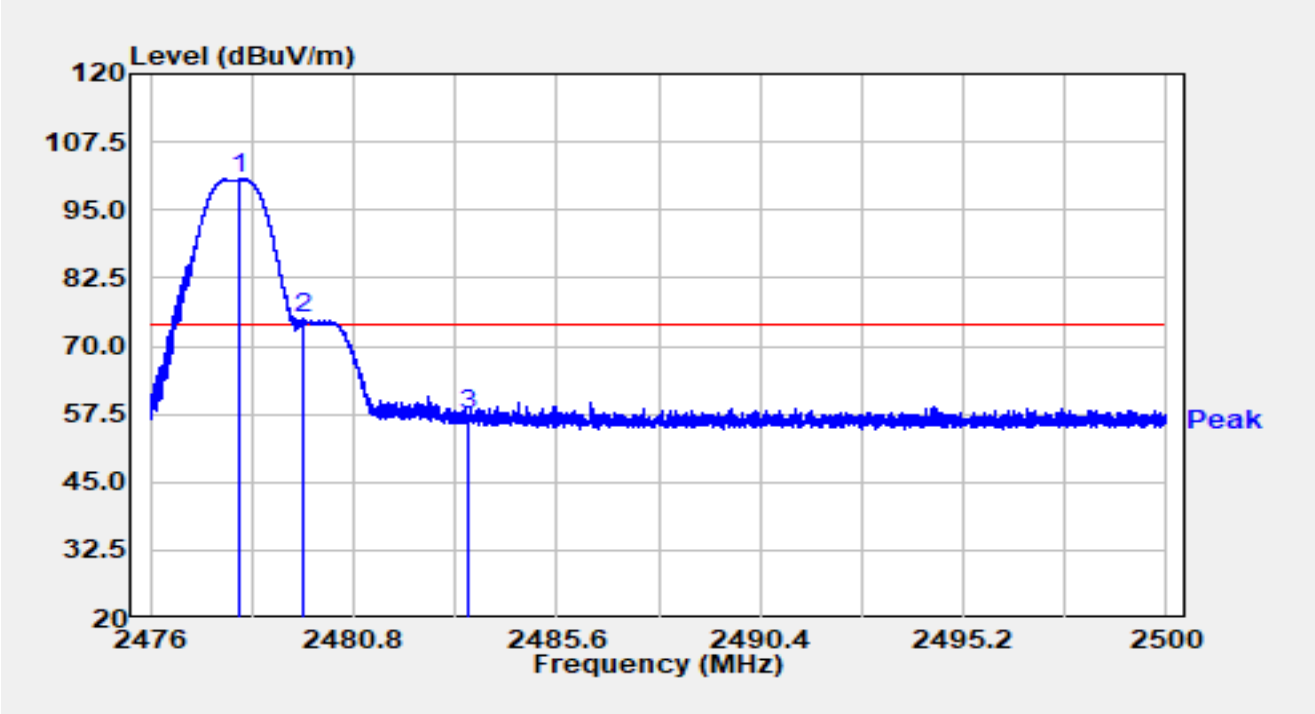

No	Mark	Frequency (MHz)	Reading (dBµV)	C.F (dB/m)	Measurement (dBµV/m)	Margin (dB)	Limit (dBµV/m)	Detector
1		2478.119	68.39	32.38	100.77	N/A	N/A	Peak
2		2479.634	42.63	32.38	75.01	N/A	N/A	Peak
3	*	2483.500	24.87	32.38	57.25	-16.75	74.00	Peak

Notes:

1. " *", means this data is the worst emission level.

2. C.F (dB/m) = Antenna Factor (dB/m) + Cable Loss (dB).

3. Measurement (dBµV/m) = Reading (dBµV) + C.F (dB/m).

Site	WZ-AC2	Test Date	2024-07-03
Test Engineer	Bob Zhang	Temp./Humidity	25.5°C/56.8%
Factor	BBHA 9120D_1457_1-18GHz	Polarity	Vertical
EUT	ACCESS POINT	Test Voltage	120V/60H
Test Mode	Transmit by Ant 8 2478MHz Ant 7 2480MHz		

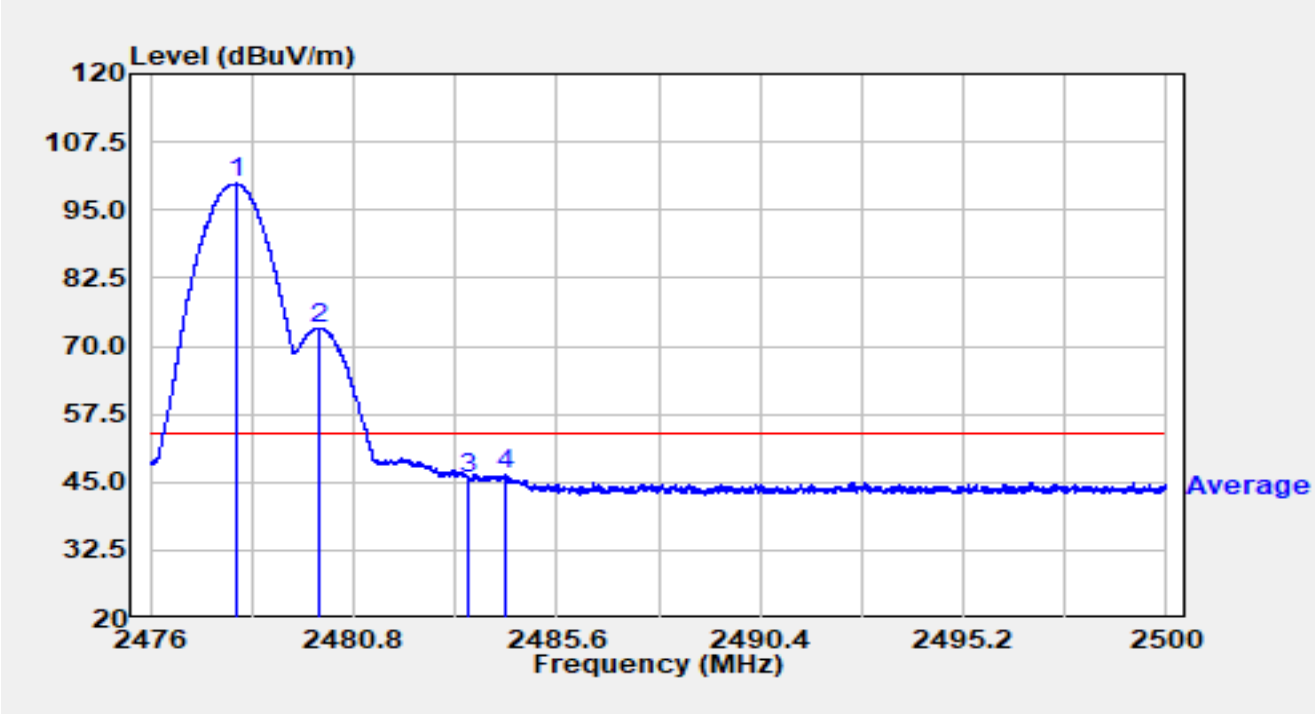

No	Mark	Frequency (MHz)	Reading (dBμV)	C.F (dB/m)	Measurement (dBμV/m)	Margin (dB)	Limit (dBμV/m)	Detector
1		2478.040	67.44	32.38	99.82	N/A	N/A	Average
2		2480.003	40.94	32.38	73.32	N/A	N/A	Average
3		2483.500	13.38	32.38	45.76	-8.24	54.00	Average
4	*	2484.400	13.91	32.38	46.29	-7.71	54.00	Average

Notes:

1. " *", means this data is the worst emission level.

2. C.F (dB/m) = Antenna Factor (dB/m) + Cable Loss (dB).

3. Measurement (dBμV/m) = Reading (dBμV) + C.F (dB/m).

Site	WZ-AC2	Test Date	2024-07-03
Test Engineer	Bob Zhang	Temp./Humidity	25.5°C/56.8%
Factor	BBHA 9120D_1457_1-18GHz	Polarity	Horizontal
EUT	ACCESS POINT	Test Voltage	120V/60H
Test Mode	Transmit by Ant 8 2480MHz Ant 7 2468MHz		

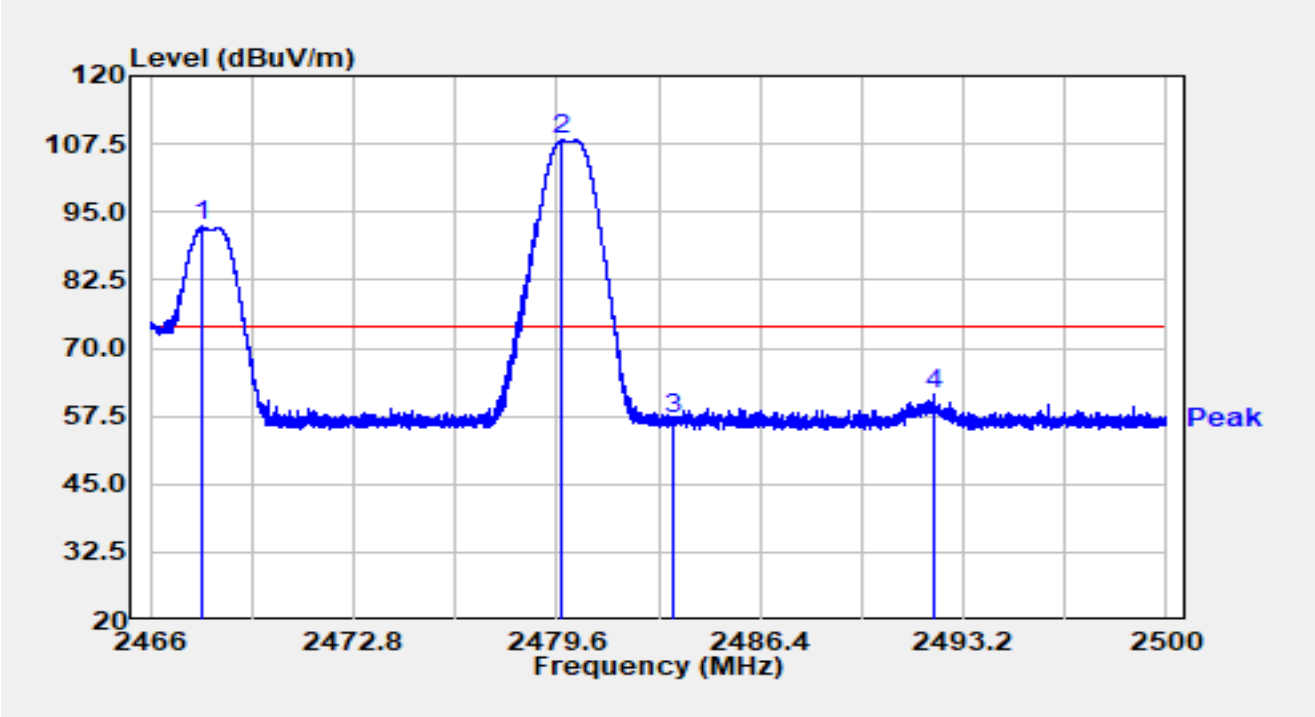

No	Mark	Frequency (MHz)	Reading (dBμV)	C.F (dB/m)	Measurement (dBμV/m)	Margin (dB)	Limit (dBμV/m)	Detector
1		2467.734	60.00	32.37	92.37	N/A	N/A	Peak
2		2479.736	75.84	32.38	108.23	N/A	N/A	Peak
3		2483.500	24.52	32.38	56.91	-17.09	74.00	Peak
4	*	2492.248	28.99	32.38	61.37	-12.63	74.00	Peak

Notes:

1. " *", means this data is the worst emission level.

2. C.F (dB/m) = Antenna Factor (dB/m) + Cable Loss (dB).

3. Measurement (dBμV/m) = Reading (dBμV) + C.F (dB/m).

Site	WZ-AC2	Test Date	2024-07-03
Test Engineer	Bob Zhang	Temp./Humidity	25.5°C/56.8%
Factor	BBHA 9120D_1457_1-18GHz	Polarity	Horizontal
EUT	ACCESS POINT	Test Voltage	120V/60H
Test Mode	Transmit by Ant 8 2480MHz Ant 7 2468MHz		

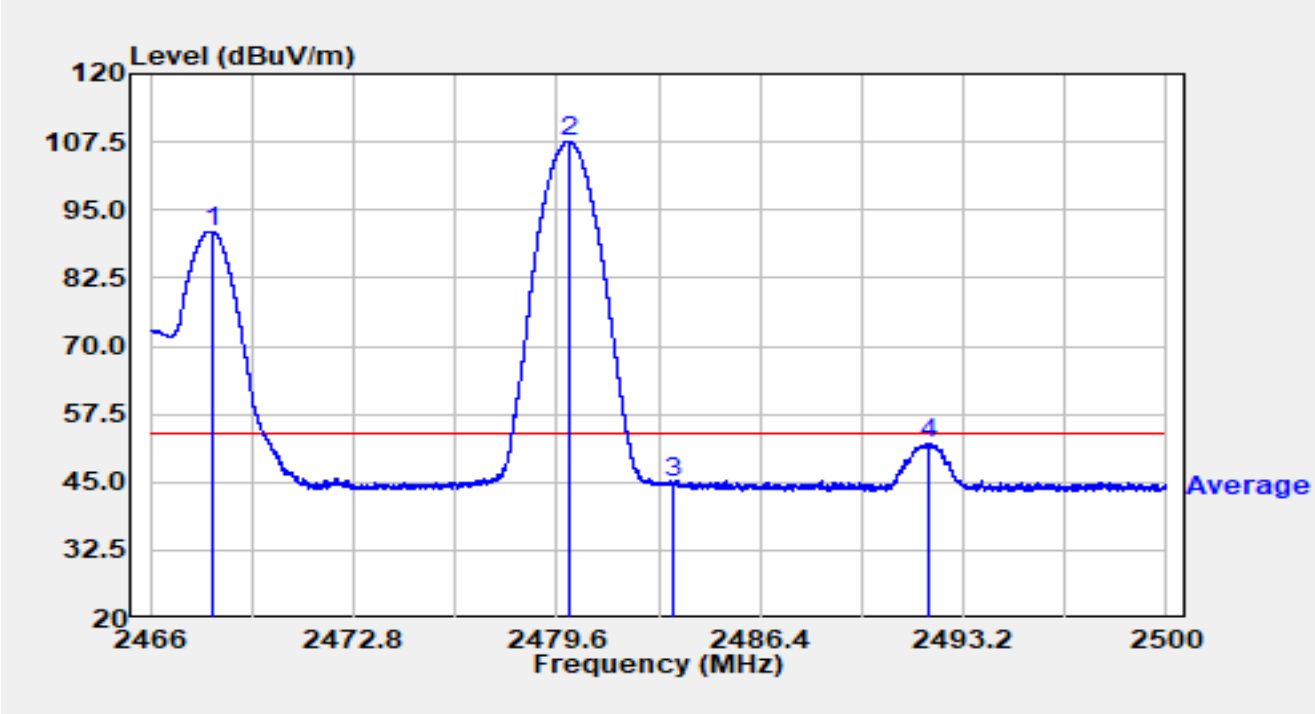

No	Mark	Frequency (MHz)	Reading (dBμV)	C.F (dB/m)	Measurement (dBμV/m)	Margin (dB)	Limit (dBμV/m)	Detector
1		2468.064	58.73	32.37	91.10	N/A	N/A	Average
2		2479.981	75.27	32.38	107.65	N/A	N/A	Average
3		2483.500	12.46	32.38	44.84	-9.16	54.00	Average
4	*	2492.020	19.73	32.38	52.11	-1.89	54.00	Average

Notes:

1. " *", means this data is the worst emission level.

2. C.F (dB/m) = Antenna Factor (dB/m) + Cable Loss (dB).

3. Measurement (dBμV/m) = Reading (dBμV) + C.F (dB/m).

Site	WZ-AC2	Test Date	2024-07-03
Test Engineer	Bob Zhang	Temp./Humidity	25.5°C/56.8%
Factor	BBHA 9120D_1457_1-18GHz	Polarity	Vertical
EUT	ACCESS POINT	Test Voltage	120V/60H
Test Mode	Transmit by Ant 8 2480MHz Ant 7 2468MHz		

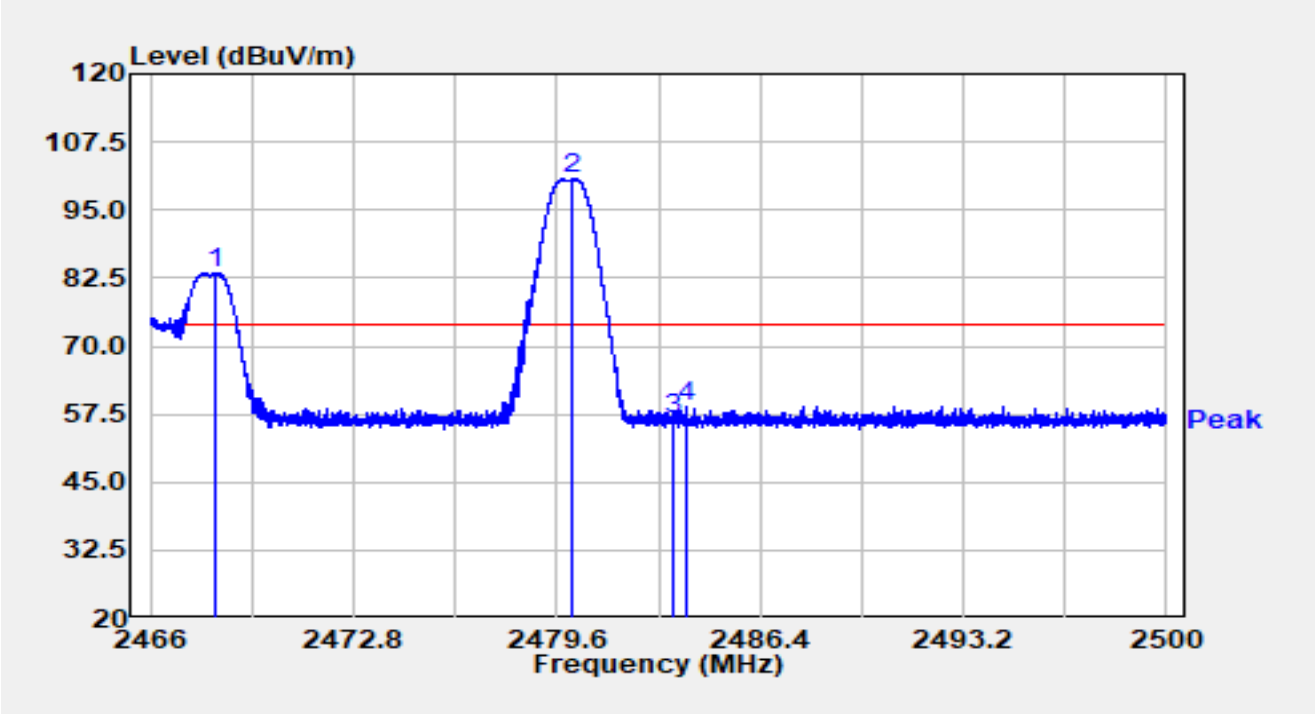

No	Mark	Frequency (MHz)	Reading (dBµV)	C.F (dB/m)	Measurement (dBµV/m)	Margin (dB)	Limit (dBµV/m)	Detector
1		2468.196	51.09	32.38	83.46	N/A	N/A	Peak
2		2480.130	68.27	32.38	100.66	N/A	N/A	Peak
3		2483.500	24.33	32.38	56.71	-17.29	74.00	Peak
4	*	2483.938	26.67	32.38	59.05	-14.95	74.00	Peak

Notes:

1. " *", means this data is the worst emission level.

2. C.F (dB/m) = Antenna Factor (dB/m) + Cable Loss (dB).

3. Measurement (dBµV/m) = Reading (dBµV) + C.F (dB/m).

Site	WZ-AC2	Test Date	2024-07-03
Test Engineer	Bob Zhang	Temp./Humidity	25.5°C/56.8%
Factor	BBHA 9120D_1457_1-18GHz	Polarity	Vertical
EUT	ACCESS POINT	Test Voltage	120V/60H
Test Mode	Transmit by Ant 8 2480MHz Ant 7 2468MHz		

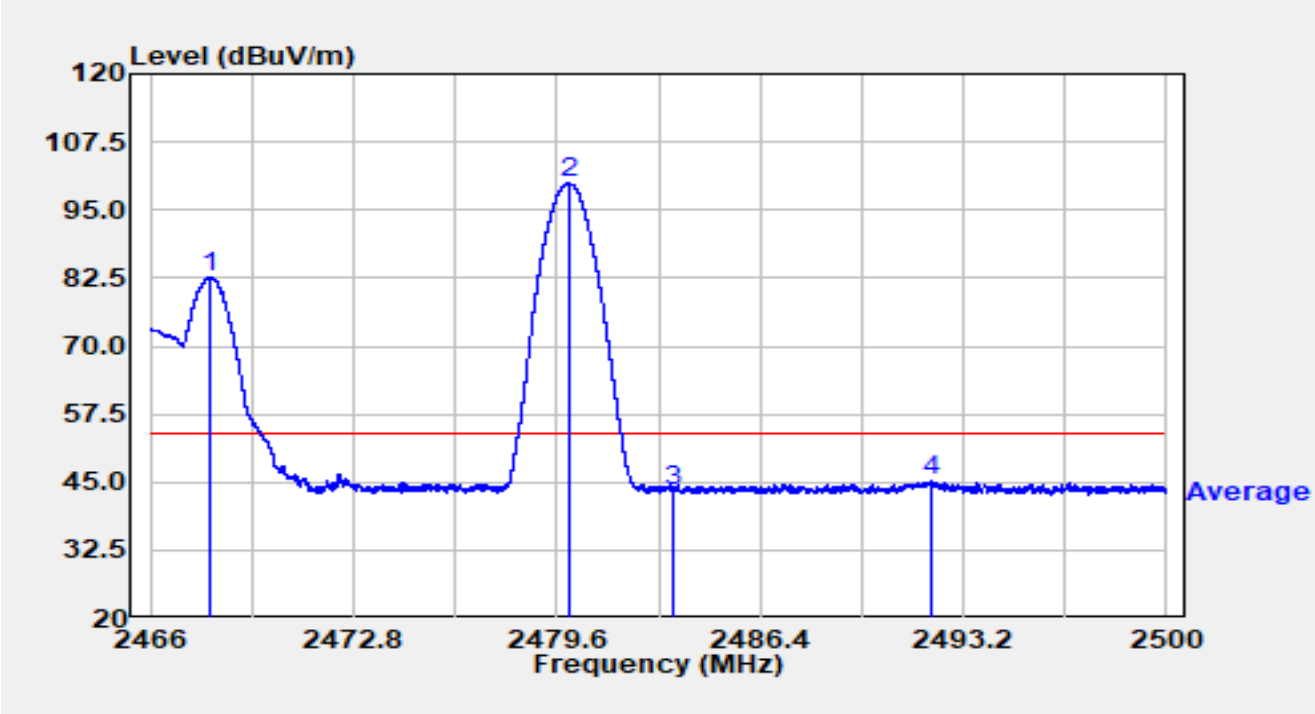

No	Mark	Frequency (MHz)	Reading (dBμV)	C.F (dB/m)	Measurement (dBμV/m)	Margin (dB)	Limit (dBμV/m)	Detector
1		2468.033	50.25	32.37	82.62	N/A	N/A	Average
2		2480.008	67.56	32.38	99.95	N/A	N/A	Average
3		2483.500	11.00	32.38	43.38	-10.62	54.00	Average
4	*	2492.139	12.95	32.38	45.33	-8.67	54.00	Average

Notes:

1. " *", means this data is the worst emission level.

2. C.F (dB/m) = Antenna Factor (dB/m) + Cable Loss (dB).

3. Measurement (dBμV/m) = Reading (dBμV) + C.F (dB/m).

Site	WZ-AC2	Test Date	2024-07-03
Test Engineer	Bob Zhang	Temp./Humidity	25.5°C/56.8%
Factor	BBHA 9120D_1457_1-18GHz	Polarity	Horizontal
EUT	ACCESS POINT	Test Voltage	120V/60H
Test Mode	Transmit by Ant 8 2480MHz Ant 7 2470MHz		

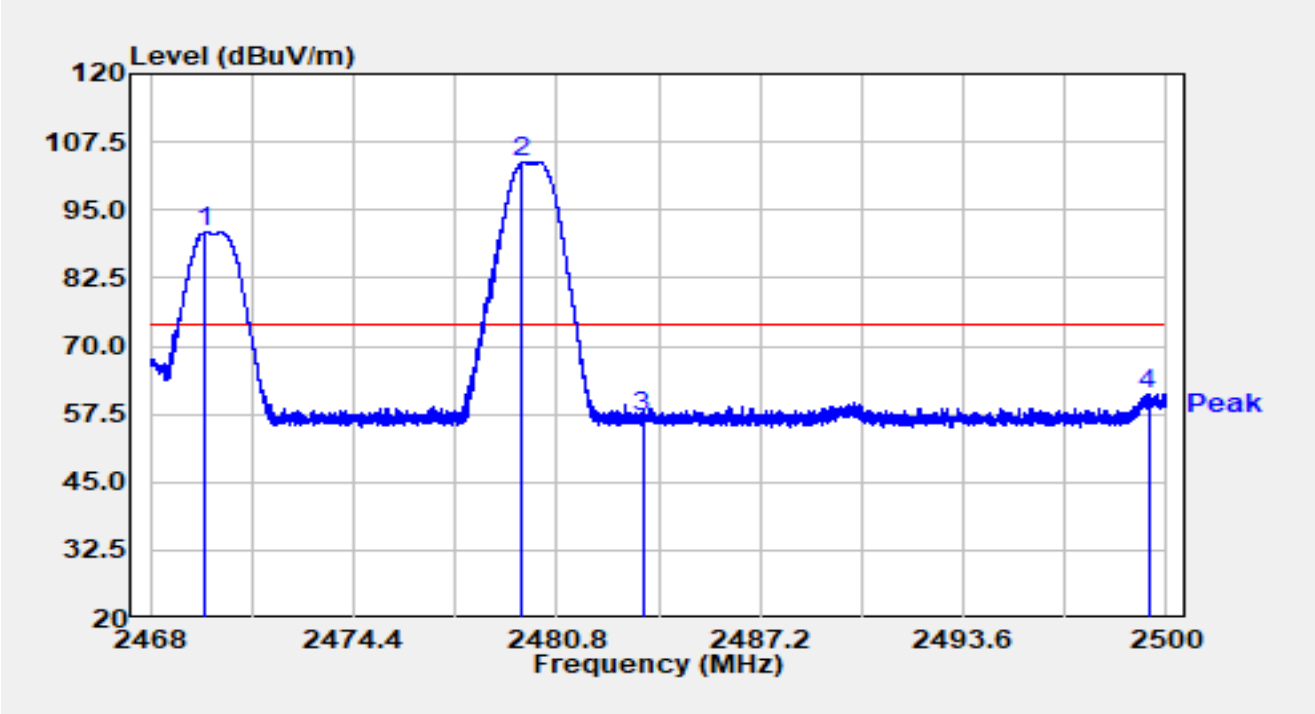

No	Mark	Frequency (MHz)	Reading (dBµV)	C.F (dB/m)	Measurement (dBµV/m)	Margin (dB)	Limit (dBµV/m)	Detector
1		2469.731	58.66	32.38	91.03	N/A	N/A	Peak
2		2479.712	71.39	32.38	103.77	N/A	N/A	Peak
3		2483.500	24.60	32.38	56.98	-17.02	74.00	Peak
4	*	2499.427	28.91	32.41	61.32	-12.68	74.00	Peak

Notes:

1. " *", means this data is the worst emission level.

2. C.F (dB/m) = Antenna Factor (dB/m) + Cable Loss (dB).

3. Measurement (dBµV/m) = Reading (dBµV) + C.F (dB/m).

Site	WZ-AC2	Test Date	2024-07-02
Test Engineer	Bob Zhang	Temp./Humidity	25.5°C/56.8%
Factor	BBHA 9120D_1457_1-18GHz	Polarity	Horizontal
EUT	ACCESS POINT	Test Voltage	120V/60H
Test Mode	Transmit by Ant 8 2480MHz Ant 7 2470MHz		

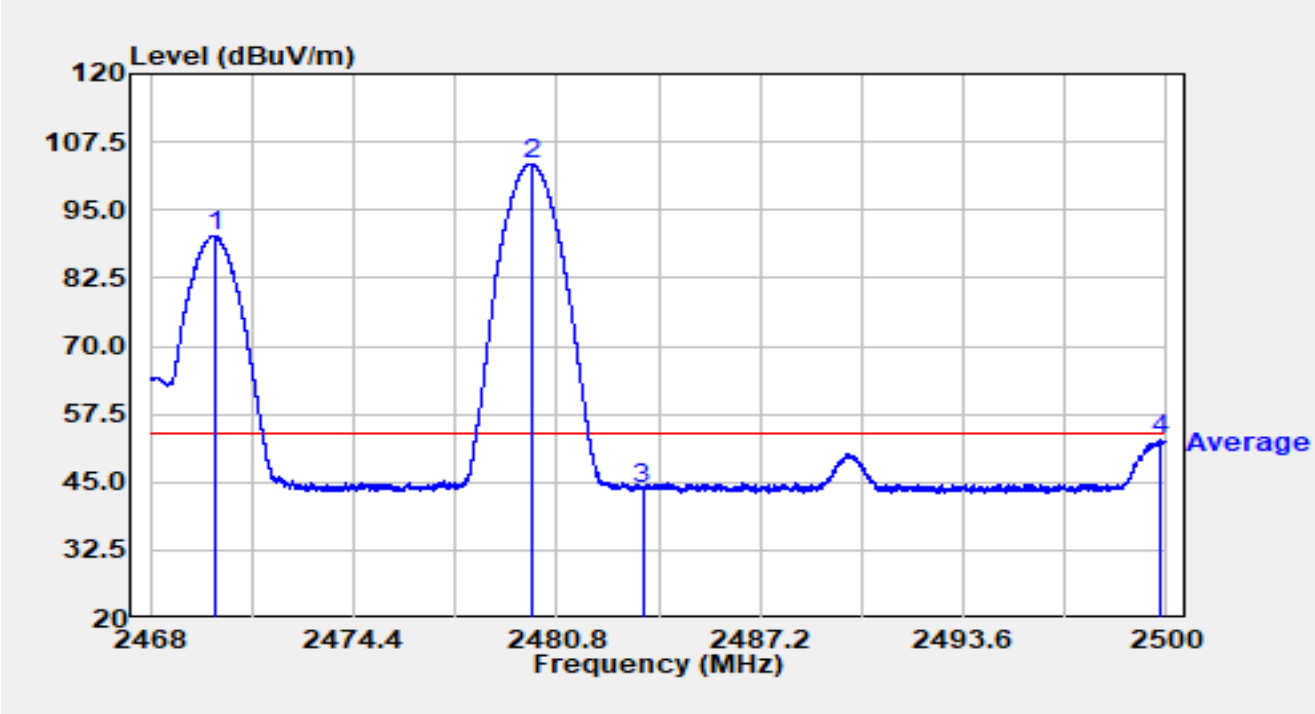

No	Mark	Frequency (MHz)	Reading (dBμV)	C.F (dB/m)	Measurement (dBμV/m)	Margin (dB)	Limit (dBμV/m)	Detector
1		2470.010	57.82	32.38	90.20	36.20	54.00	Average
2	*	2480.032	71.18	32.38	103.57	49.57	54.00	Average
3		2483.500	11.44	32.38	43.83	-10.17	54.00	Average
4		2499.789	20.50	32.41	52.91	-1.09	54.00	Average

Notes:

1. " *", means this data is the worst emission level.
2. C.F (dB/m) = Antenna Factor (dB/m) + Cable Loss (dB).
3. Measurement (dBμV/m) = Reading (dBμV) + C.F (dB/m).

Site	WZ-AC2	Test Date	2024-07-03
Test Engineer	Bob Zhang	Temp./Humidity	25.5°C/56.8%
Factor	BBHA 9120D_1457_1-18GHz	Polarity	Vertical
EUT	ACCESS POINT	Test Voltage	120V/60H
Test Mode	Transmit by Ant 8 2480MHz Ant 7 2470MHz		

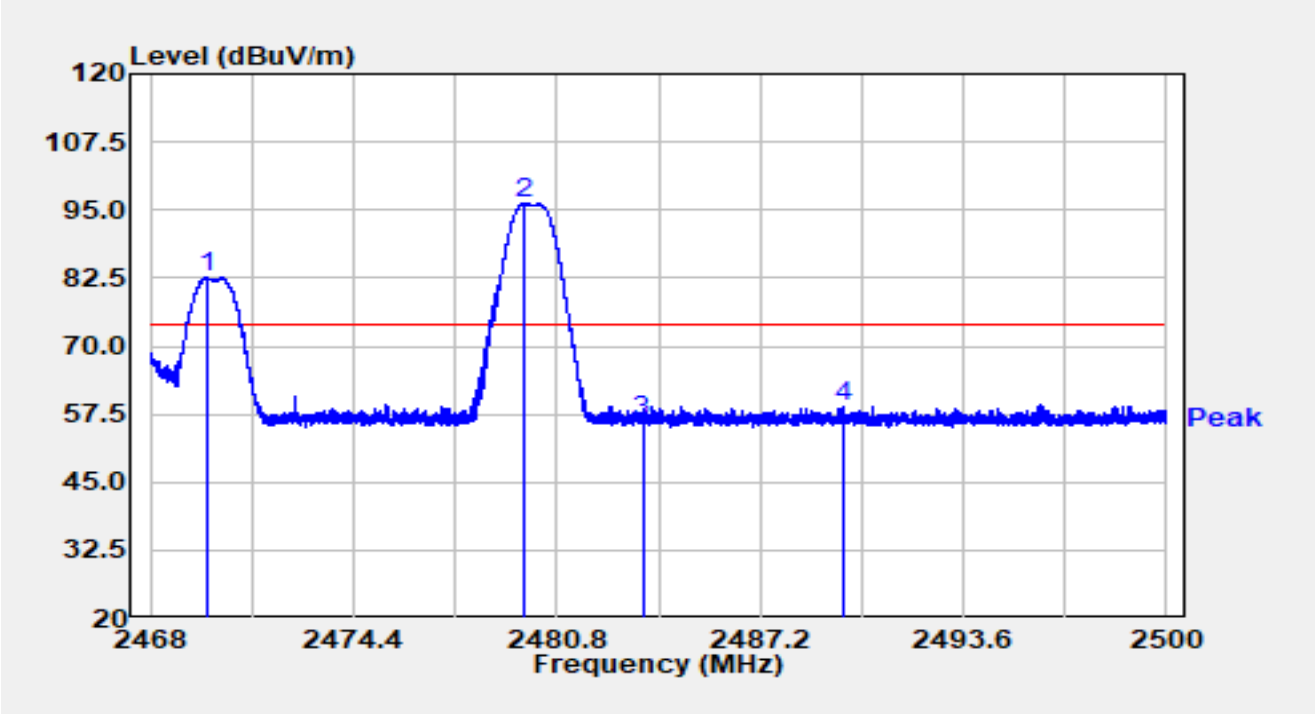

No	Mark	Frequency (MHz)	Reading (dBμV)	C.F (dB/m)	Measurement (dBμV/m)	Margin (dB)	Limit (dBμV/m)	Detector
1		2469.760	50.21	32.38	82.59	N/A	N/A	Peak
2		2479.757	63.80	32.38	96.18	N/A	N/A	Peak
3		2483.500	23.87	32.38	56.25	-17.75	74.00	Peak
4	*	2489.830	26.44	32.38	58.82	-15.18	74.00	Peak

Notes:

1. " *", means this data is the worst emission level.

2. C.F (dB/m) = Antenna Factor (dB/m) + Cable Loss (dB).

3. Measurement (dBμV/m) = Reading (dBμV) + C.F (dB/m).

Site	WZ-AC2	Test Date	2024-07-03
Test Engineer	Bob Zhang	Temp./Humidity	25.5°C/56.8%
Factor	BBHA 9120D_1457_1-18GHz	Polarity	Vertical
EUT	ACCESS POINT	Test Voltage	120V/60H
Test Mode	Transmit by Ant 8 2480MHz Ant 7 2470MHz		

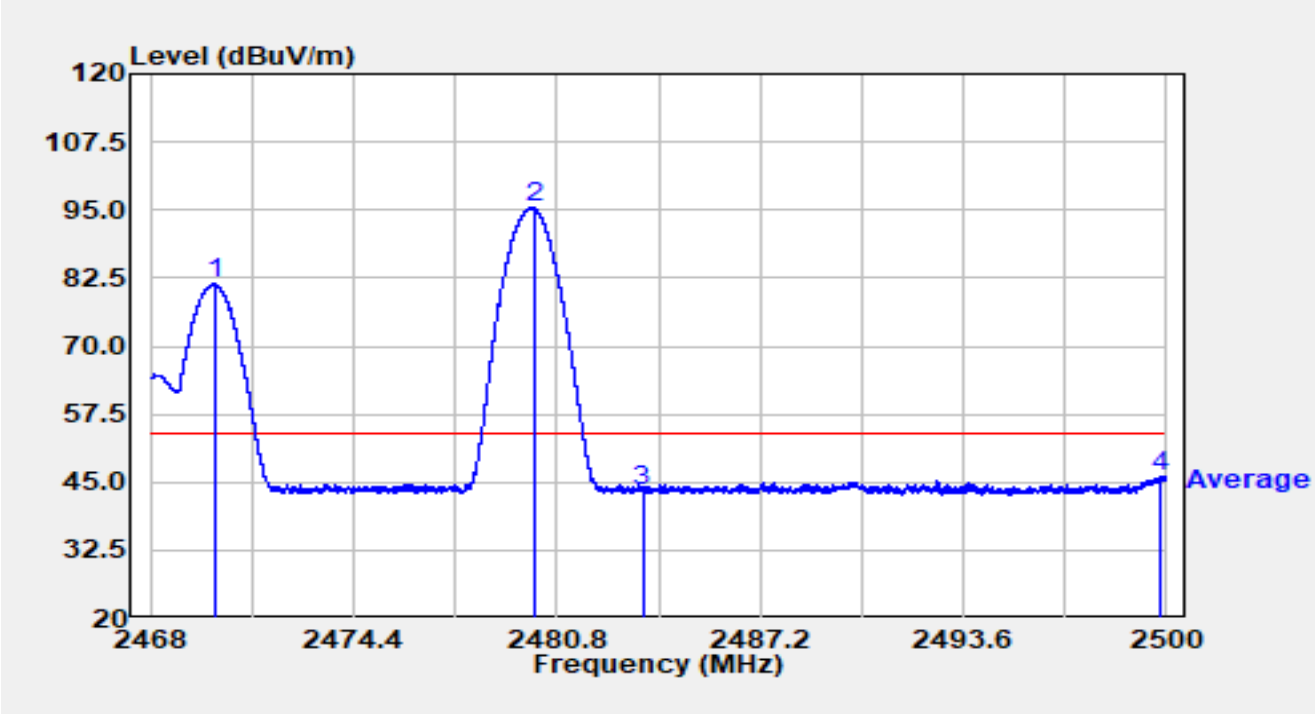

No	Mark	Frequency (MHz)	Reading (dBμV)	C.F (dB/m)	Measurement (dBμV/m)	Margin (dB)	Limit (dBμV/m)	Detector
1		2470.067	49.02	32.38	81.40	N/A	N/A	Average
2		2480.077	62.95	32.38	95.34	N/A	N/A	Average
3		2483.500	11.15	32.38	43.53	-10.47	54.00	Average
4	*	2499.786	13.82	32.41	46.22	-7.78	54.00	Average

Notes:

1. " *", means this data is the worst emission level.

2. C.F (dB/m) = Antenna Factor (dB/m) + Cable Loss (dB).

3. Measurement (dBμV/m) = Reading (dBμV) + C.F (dB/m).

Site	WZ-AC2	Test Date	2024-07-03
Test Engineer	Bob Zhang	Temp./Humidity	25.5°C/56.8%
Factor	BBHA 9120D_1457_1-18GHz	Polarity	Horizontal
EUT	ACCESS POINT	Test Voltage	120V/60H
Test Mode	Transmit by Ant 8 2480MHz Ant 7 2472MHz		

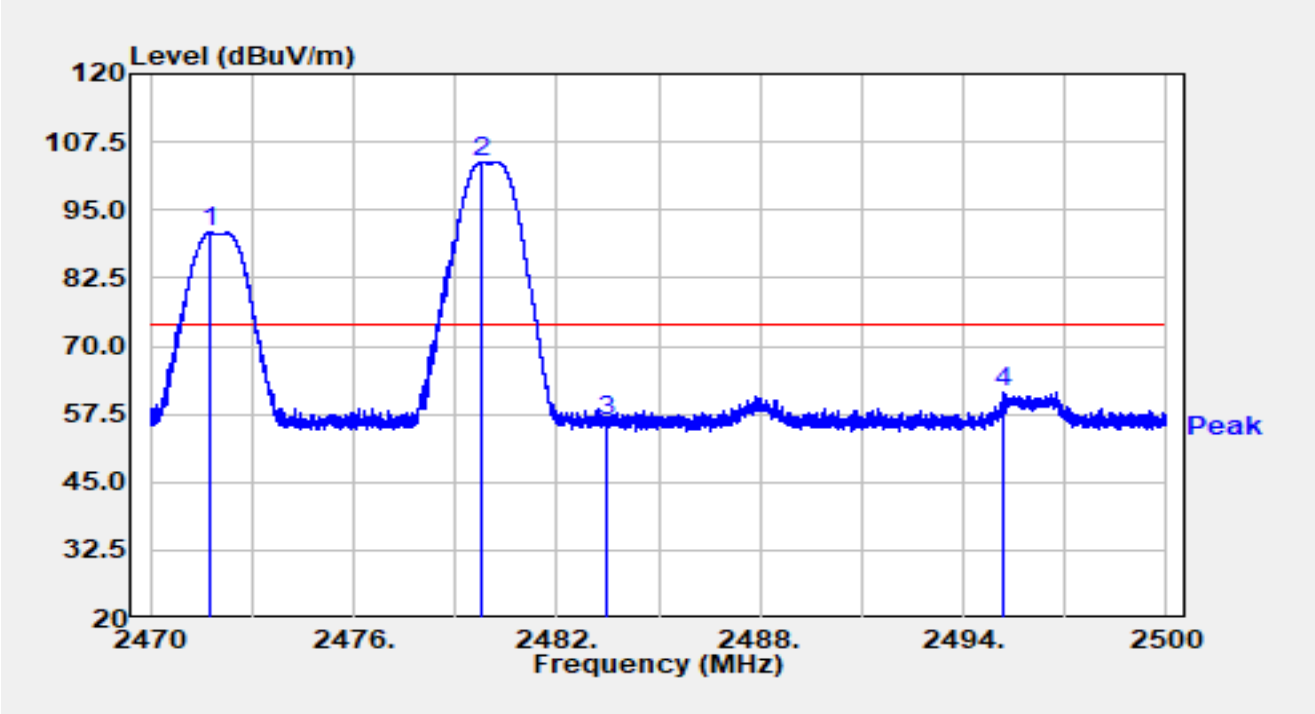

No	Mark	Frequency (MHz)	Reading (dBμV)	C.F (dB/m)	Measurement (dBμV/m)	Margin (dB)	Limit (dBμV/m)	Detector
1		2471.761	58.50	32.38	90.88	N/A	N/A	Peak
2		2479.765	71.46	32.38	103.84	N/A	N/A	Peak
3		2483.500	23.85	32.38	56.23	-17.77	74.00	Peak
4	*	2495.212	29.31	32.39	61.70	-12.30	74.00	Peak

Notes:

1. " *", means this data is the worst emission level.

2. C.F (dB/m) = Antenna Factor (dB/m) + Cable Loss (dB).

3. Measurement (dBμV/m) = Reading (dBμV) + C.F (dB/m).

Site	WZ-AC2	Test Date	2024-07-03
Test Engineer	Bob Zhang	Temp./Humidity	25.5°C/56.8%
Factor	BBHA 9120D_1457_1-18GHz	Polarity	Horizontal
EUT	ACCESS POINT	Test Voltage	120V/60H
Test Mode	Transmit by Ant 8 2480MHz Ant 7 2472MHz		

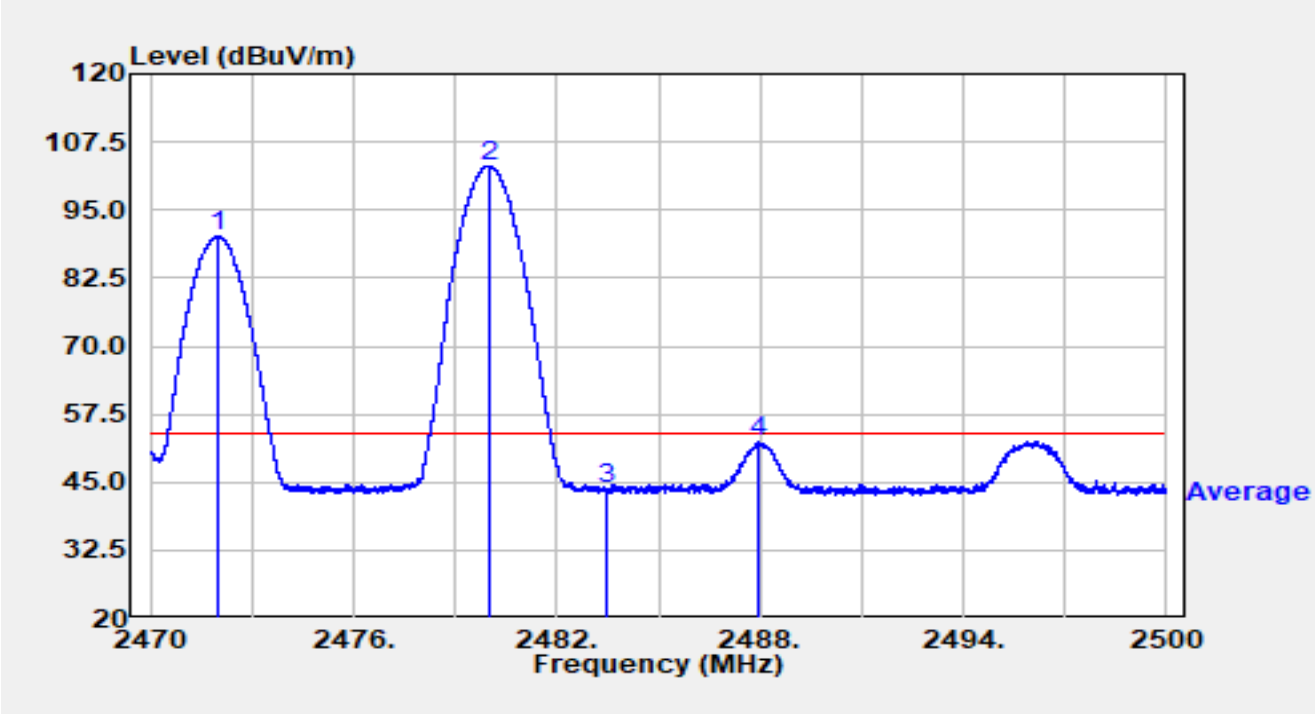

No	Mark	Frequency (MHz)	Reading (dBμV)	C.F (dB/m)	Measurement (dBμV/m)	Margin (dB)	Limit (dBμV/m)	Detector
1		2471.986	57.80	32.38	90.18	N/A	N/A	Average
2		2479.987	70.74	32.38	103.12	N/A	N/A	Average
3		2483.500	11.33	32.38	43.71	-10.29	54.00	Average
4	*	2487.952	20.06	32.38	52.45	-1.55	54.00	Average

Notes:

1. " *", means this data is the worst emission level.

2. C.F (dB/m) = Antenna Factor (dB/m) + Cable Loss (dB).

3. Measurement (dBμV/m) = Reading (dBμV) + C.F (dB/m).

Site	WZ-AC2	Test Date	2024-07-03
Test Engineer	Bob Zhang	Temp./Humidity	25.5°C/56.8%
Factor	BBHA 9120D_1457_1-18GHz	Polarity	Vertical
EUT	ACCESS POINT	Test Voltage	120V/60H
Test Mode	Transmit by Ant 8 2480MHz Ant 7 2472MHz		

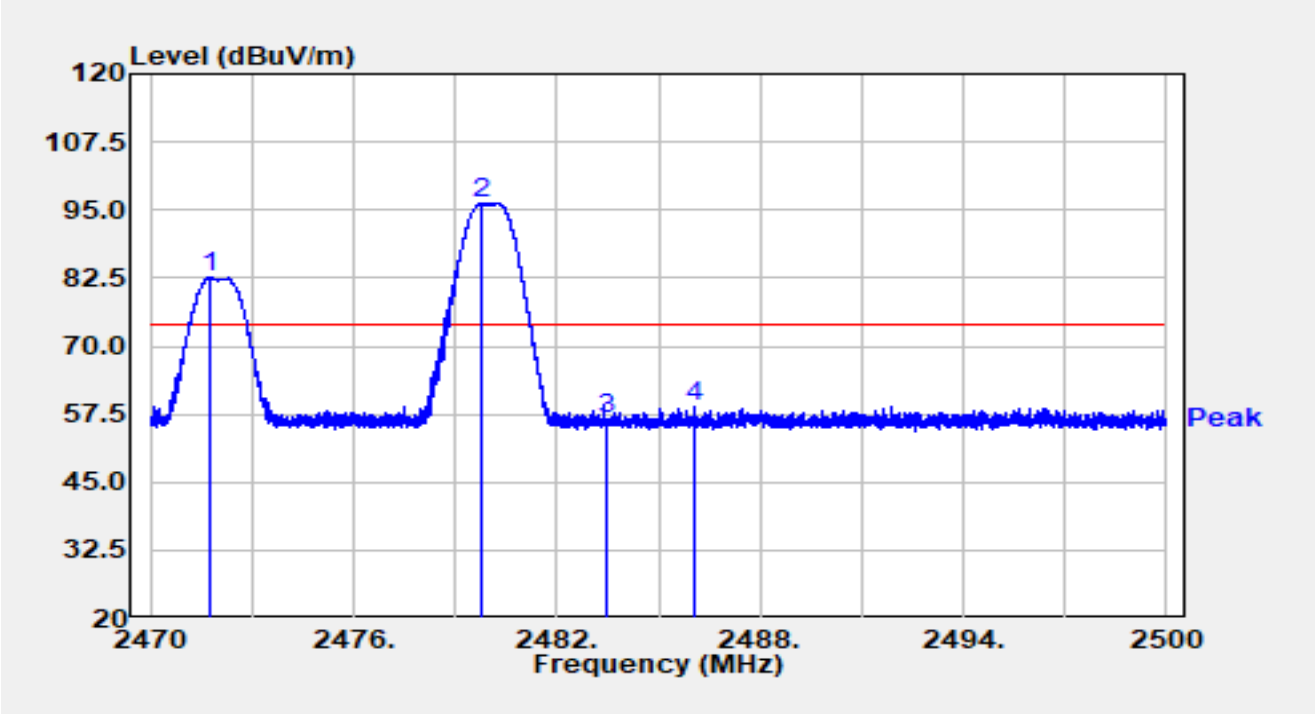

No	Mark	Frequency (MHz)	Reading (dBμV)	C.F (dB/m)	Measurement (dBμV/m)	Margin (dB)	Limit (dBμV/m)	Detector
1		2471.746	50.16	32.38	82.55	N/A	N/A	Peak
2		2479.741	63.83	32.38	96.22	N/A	N/A	Peak
3		2483.500	24.08	32.38	56.46	-17.54	74.00	Peak
4	*	2486.092	26.64	32.38	59.02	-14.98	74.00	Peak

Notes:

1. " *", means this data is the worst emission level.

2. C.F (dB/m) = Antenna Factor (dB/m) + Cable Loss (dB).

3. Measurement (dBμV/m) = Reading (dBμV) + C.F (dB/m).

Site	WZ-AC2	Test Date	2024-07-03
Test Engineer	Bob Zhang	Temp./Humidity	25.5°C/56.8%
Factor	BBHA 9120D_1457_1-18GHz	Polarity	Vertical
EUT	ACCESS POINT	Test Voltage	120V/60H
Test Mode	Transmit by Ant 8 2480MHz Ant 7 2472MHz		

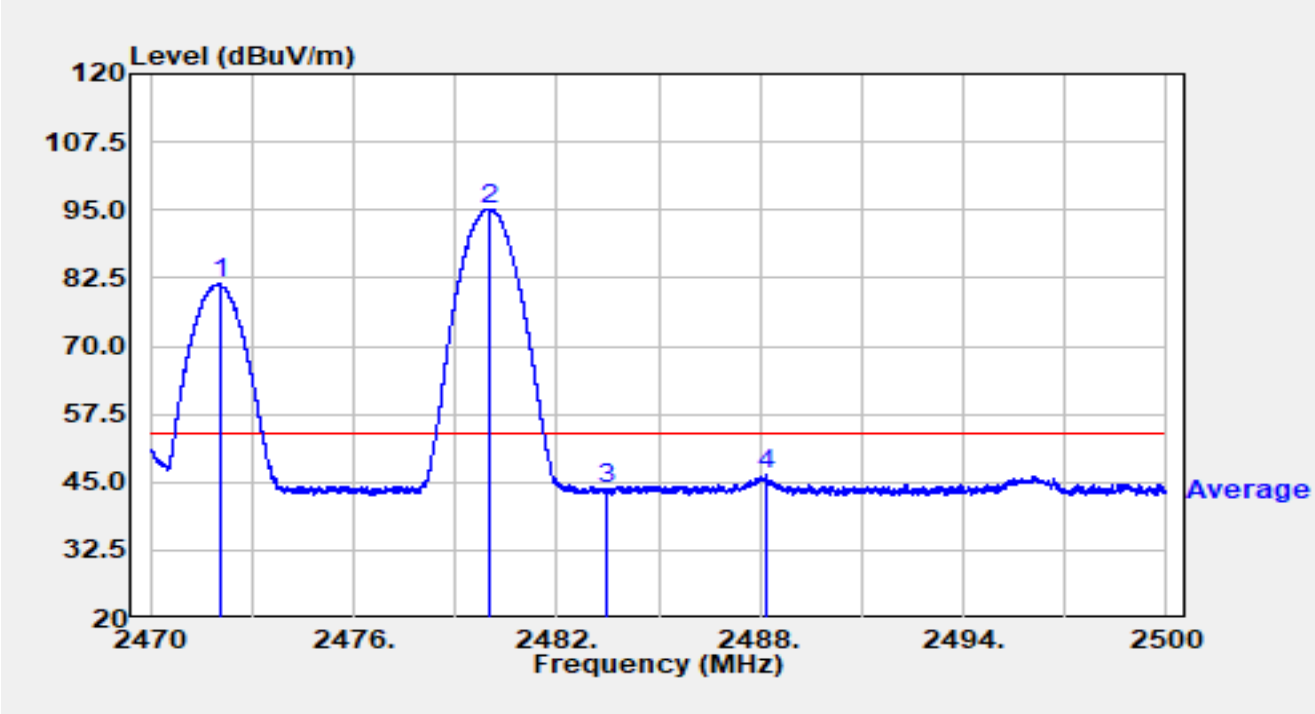

No	Mark	Frequency (MHz)	Reading (dBμV)	C.F (dB/m)	Measurement (dBμV/m)	Margin (dB)	Limit (dBμV/m)	Detector
1		2472.055	48.97	32.38	81.36	N/A	N/A	Average
2		2479.999	62.89	32.38	95.27	N/A	N/A	Average
3		2483.500	11.23	32.38	43.61	-10.39	54.00	Average
4	*	2488.165	13.94	32.38	46.32	-7.68	54.00	Average

Notes:

1. " *", means this data is the worst emission level.

2. C.F (dB/m) = Antenna Factor (dB/m) + Cable Loss (dB).

3. Measurement (dBμV/m) = Reading (dBμV) + C.F (dB/m).

Site	WZ-AC2	Test Date	2024-07-03
Test Engineer	Bob Zhang	Temp./Humidity	25.5°C/56.8%
Factor	BBHA 9120D_1457_1-18GHz	Polarity	Horizontal
EUT	ACCESS POINT	Test Voltage	120V/60H
Test Mode	Transmit by Ant 8 2480MHz Ant 7 2474MHz		

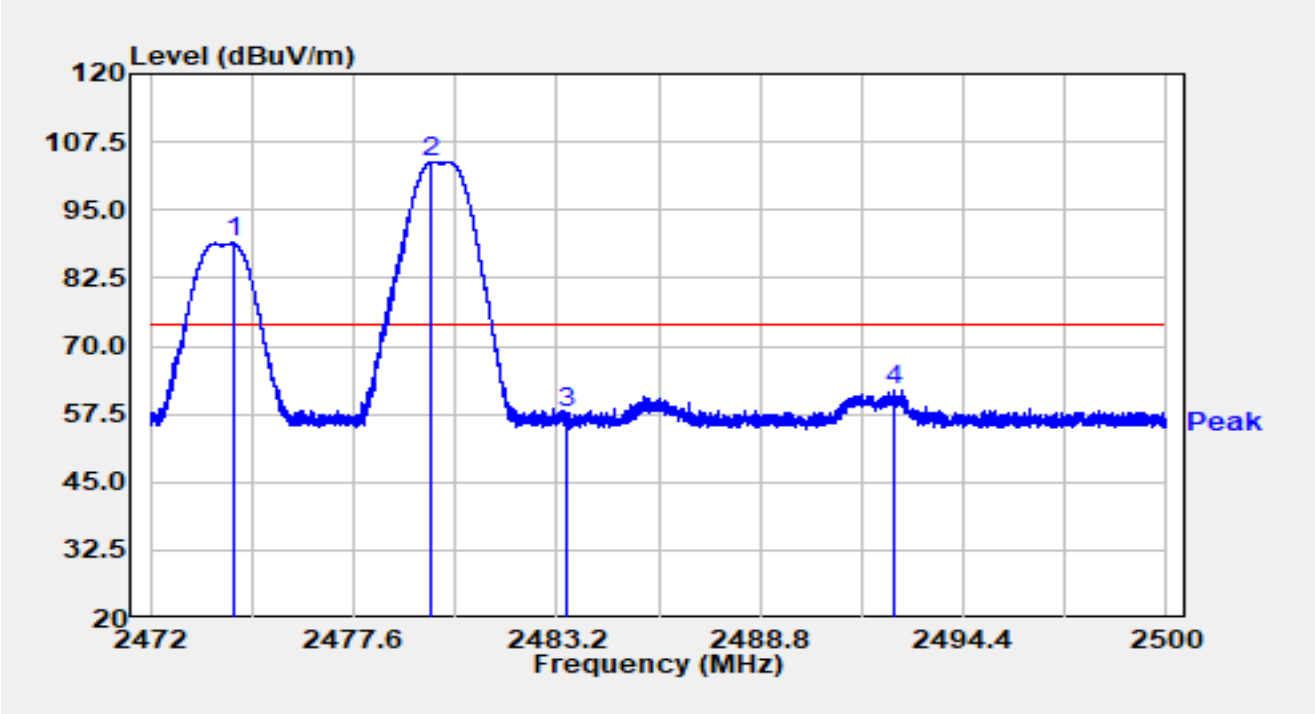

No	Mark	Frequency (MHz)	Reading (dBμV)	C.F (dB/m)	Measurement (dBμV/m)	Margin (dB)	Limit (dBμV/m)	Detector
1		2474.274	56.56	32.39	88.95	N/A	N/A	Peak
2		2479.759	71.46	32.38	103.85	N/A	N/A	Peak
3		2483.500	25.17	32.38	57.55	-16.45	74.00	Peak
4	*	2492.476	29.52	32.38	61.90	-12.10	74.00	Peak

Notes:

1. " *", means this data is the worst emission level.

2. C.F (dB/m) = Antenna Factor (dB/m) + Cable Loss (dB).

3. Measurement (dBμV/m) = Reading (dBμV) + C.F (dB/m).

Site	WZ-AC2	Test Date	2024-07-03
Test Engineer	Bob Zhang	Temp./Humidity	25.5°C/56.8%
Factor	BBHA 9120D_1457_1-18GHz	Polarity	Horizontal
EUT	ACCESS POINT	Test Voltage	120V/60H
Test Mode	Transmit by Ant 8 2480MHz Ant 7 2474MHz		

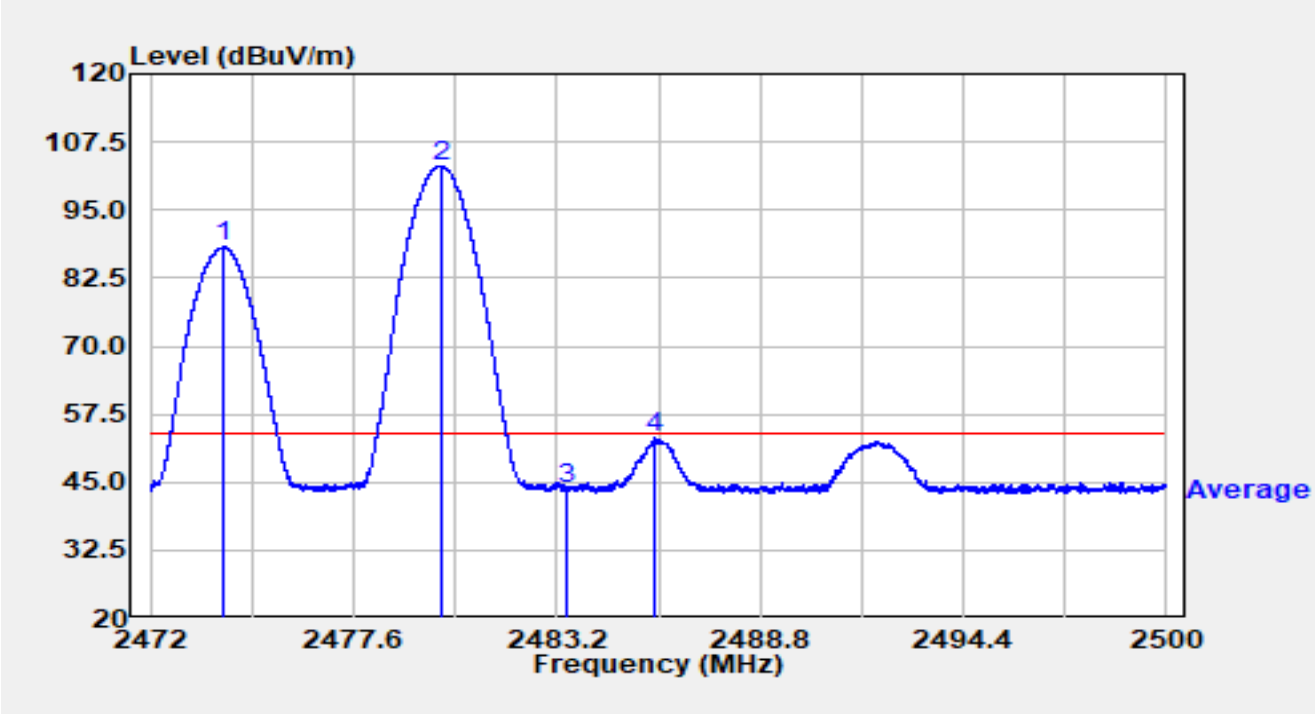

No	Mark	Frequency (MHz)	Reading (dBμV)	C.F (dB/m)	Measurement (dBμV/m)	Margin (dB)	Limit (dBμV/m)	Detector
1		2474.033	55.82	32.39	88.21	N/A	N/A	Average
2		2480.039	70.71	32.38	103.09	N/A	N/A	Average
3		2483.500	11.24	32.38	43.62	-10.38	54.00	Average
4	*	2485.880	20.65	32.38	53.03	-0.97	54.00	Average

Notes:

1. " *", means this data is the worst emission level.

2. C.F (dB/m) = Antenna Factor (dB/m) + Cable Loss (dB).

3. Measurement (dBμV/m) = Reading (dBμV) + C.F (dB/m).