Site: SIP-AC2	Test Date: 2024-04-08
Limit: FCC_2.4G_RE(3m)	Engineer: Mero Zhou
Probe: BBHA 9120D_02042_1-18GHz	Polarity: Vertical
EUT: ACCESS POINT	Power: AC 120V/60Hz
Test Mode: Transmit by 802.11n-HT20 at 2462MHz	

No	Mark	Frequency (MHz)	Measure Level (dBμV/m)	Reading Level (dBμV)	Margin (dB)	Limit (dBμV/m)	Factor (dB/m)	Type
1		2457.280	104.748	73.012	N/A	N/A	31.737	AV
2	*	2483.500	48.288	16.523	-5.712	54.000	31.765	AV

Note 1: " * ", means this data is the worst emission level.

Note 2: Measure Level (dBμV/m) = Reading Level (dBμV) + Factor (dB/m).

Note 3: Factor (dB/m) = Cable Loss (dB) + Antenna Factor (dB/m).

Site: SIP-AC2	Test Date: 2024-04-09
Limit: FCC_2.4G_RE(3m)	Engineer: Mero Zhou
Probe: BBHA 9120D_02042_1-18GHz	Polarity: Horizontal
EUT: ACCESS POINT	Power: AC 120V/60Hz
Test Mode: Transmit by 802.11n-HT40 at 2422MHz	

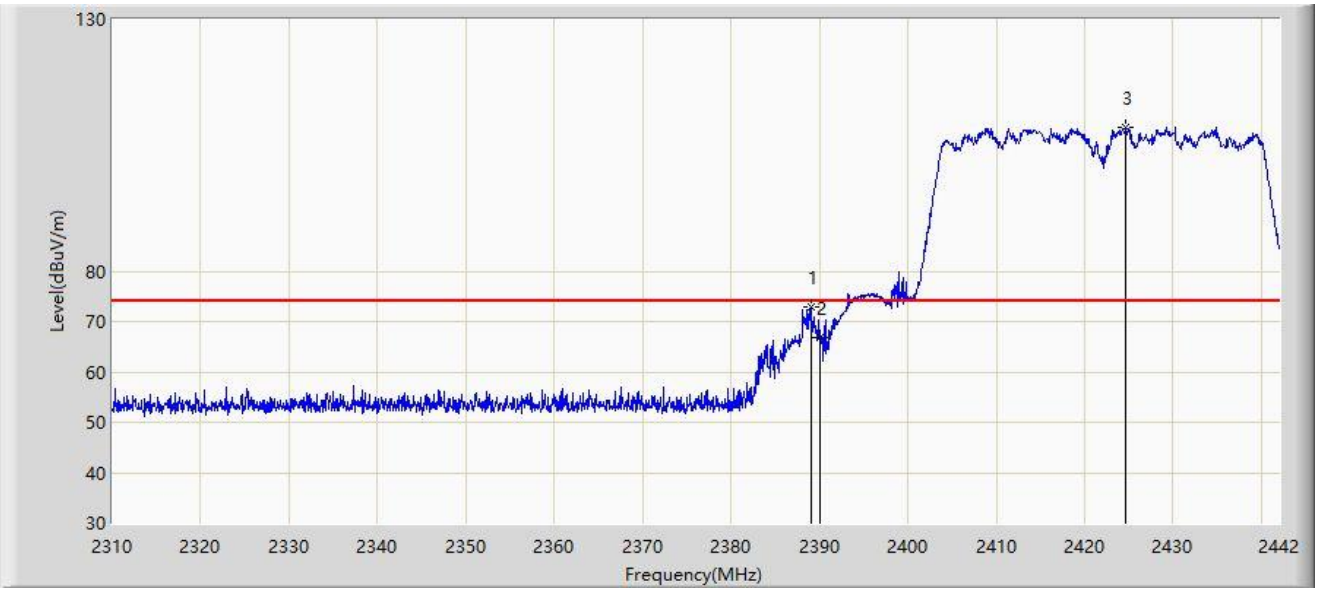

No	Mark	Frequency (MHz)	Measure Level (dBµV/m)	Reading Level (dBµV)	Margin (dB)	Limit (dBµV/m)	Factor (dB/m)	Type
1	*	2389.002	73.035	41.275	-0.965	74.000	31.760	PK
2		2390.000	66.752	34.999	-7.248	74.000	31.753	PK
3		2424.642	108.624	76.948	N/A	N/A	31.676	PK

Note 1: " * ", means this data is the worst emission level.

Note 2: Measure Level (dBµV/m) = Reading Level (dBµV) + Factor (dB/m).

Note 3: Factor (dB/m) = Cable Loss (dB) + Antenna Factor (dB/m).

Site: SIP-AC2	Test Date: 2024-04-09
Limit: FCC_2.4G_RE(3m)	Engineer: Mero Zhou
Probe: BBHA 9120D_02042_1-18GHz	Polarity: Horizontal
EUT: ACCESS POINT	Power: AC 120V/60Hz
Test Mode: Transmit by 802.11n-HT40 at 2422MHz	

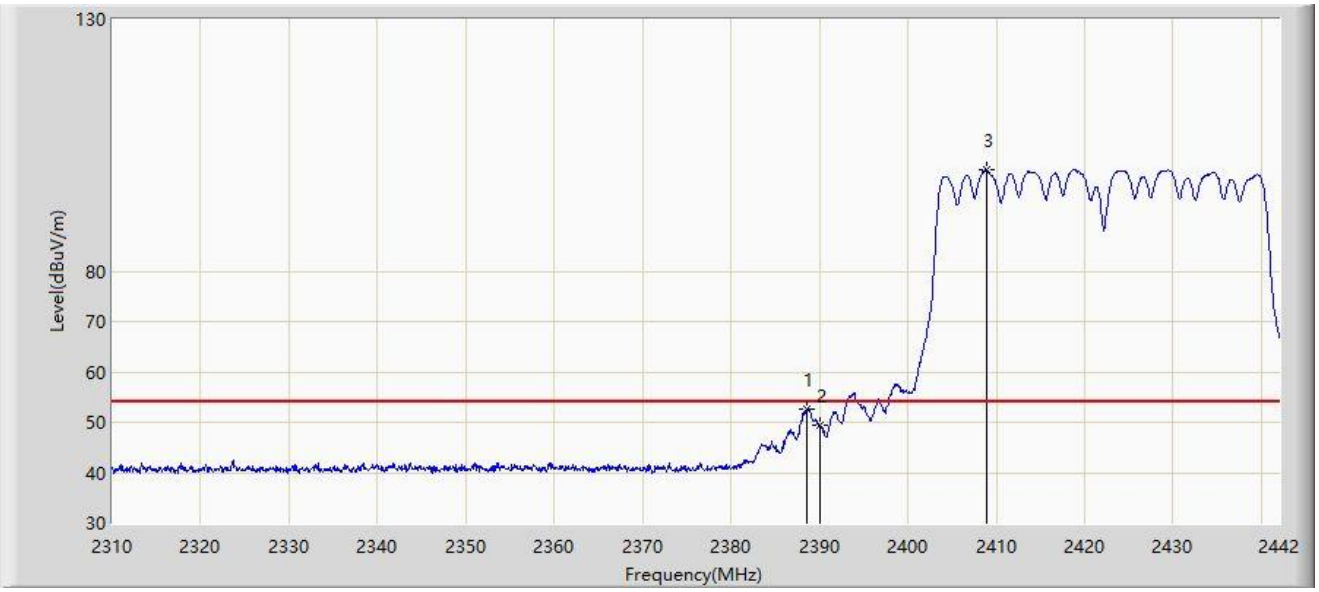

No	Mark	Frequency (MHz)	Measure Level (dBμV/m)	Reading Level (dBμV)	Margin (dB)	Limit (dBμV/m)	Factor (dB/m)	Type
1	*	2388.606	52.582	20.819	-1.418	54.000	31.762	AV
2		2390.000	49.512	17.759	-4.488	54.000	31.753	AV
3		2408.868	100.056	68.345	N/A	N/A	31.710	AV

Note 1: " * ", means this data is the worst emission level.

Note 2: Measure Level (dBμV/m) = Reading Level (dBμV) + Factor (dB/m).

Note 3: Factor (dB/m) = Cable Loss (dB) + Antenna Factor (dB/m).

Site: SIP-AC2	Test Date: 2024-04-09
Limit: FCC_2.4G_RE(3m)	Engineer: Mero Zhou
Probe: BBHA 9120D_02042_1-18GHz	Polarity: Vertical
EUT: ACCESS POINT	Power: AC 120V/60Hz
Test Mode: Transmit by 802.11n-HT40 at 2422MHz	

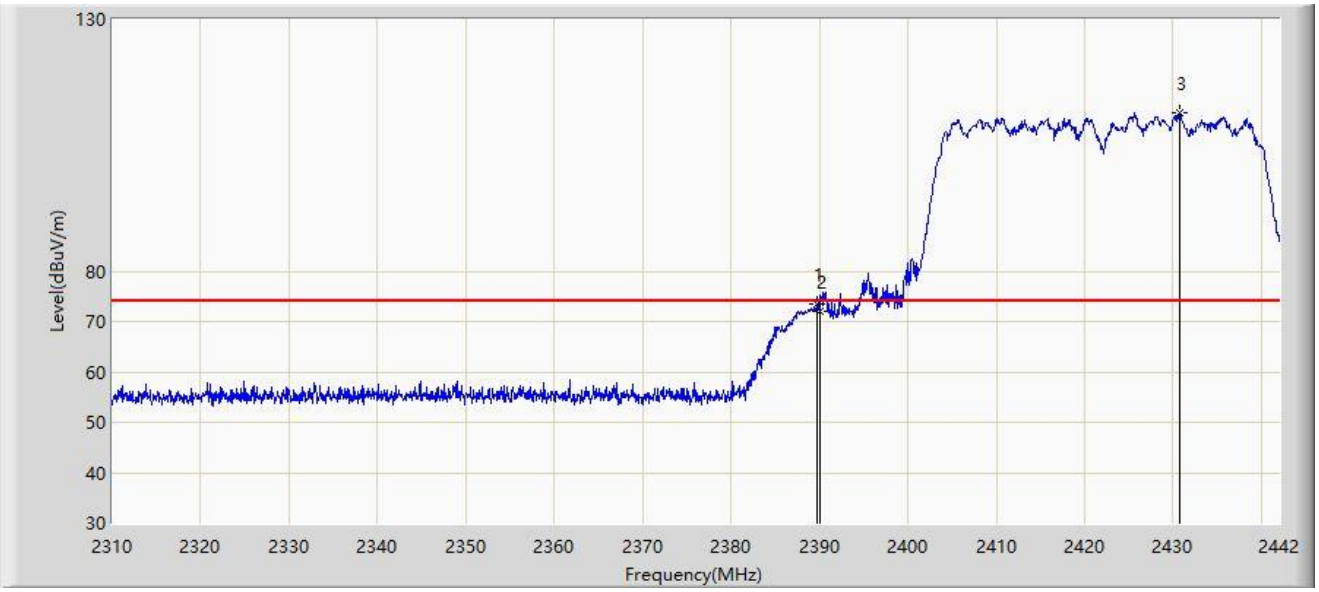

No	Mark	Frequency (MHz)	Measure Level (dBμV/m)	Reading Level (dBμV)	Margin (dB)	Limit (dBμV/m)	Factor (dB/m)	Type
1	*	2389.794	73.404	41.650	-0.596	74.000	31.754	PK
2		2390.000	72.165	40.412	-1.835	74.000	31.753	PK
3		2430.780	111.427	79.765	N/A	N/A	31.662	PK

Note 1: " * ", means this data is the worst emission level.

Note 2: Measure Level (dBμV/m) = Reading Level (dBμV) + Factor (dB/m).

Note 3: Factor (dB/m) = Cable Loss (dB) + Antenna Factor (dB/m).

Site: SIP-AC2	Test Date: 2024-04-09
Limit: FCC_2.4G_RE(3m)	Engineer: Mero Zhou
Probe: BBHA 9120D_02042_1-18GHz	Polarity: Vertical
EUT: ACCESS POINT	Power: AC 120V/60Hz
Test Mode: Transmit by 802.11n-HT40 at 2422MHz	

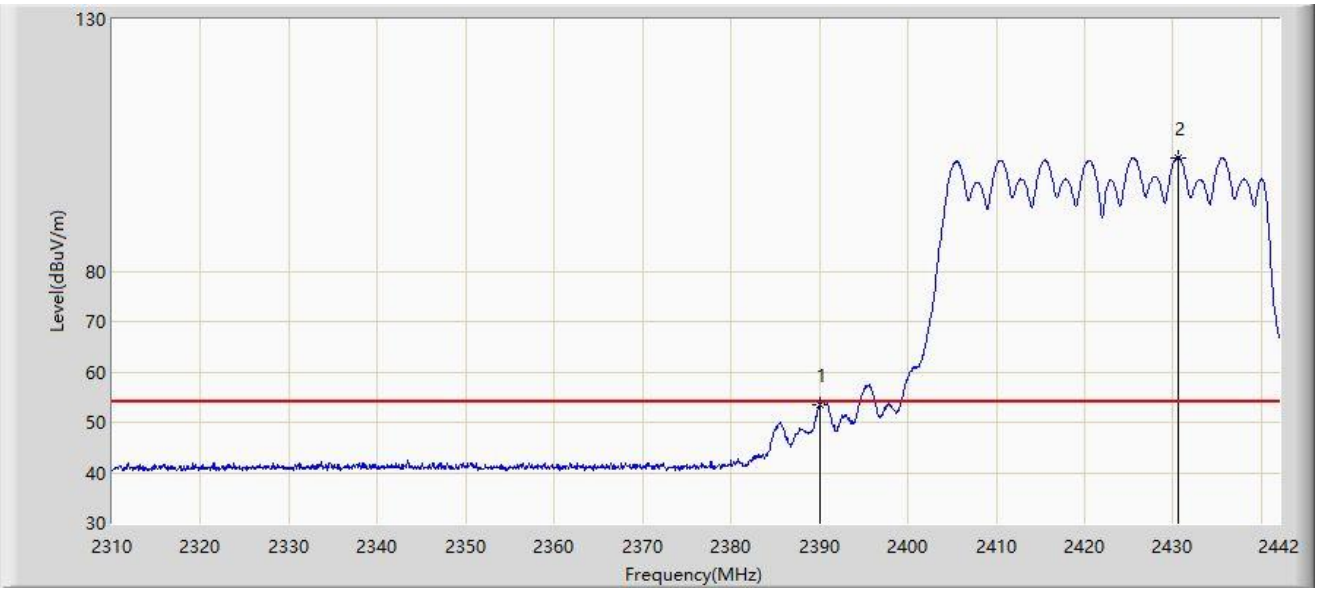

No	Mark	Frequency (MHz)	Measure Level (dBμV/m)	Reading Level (dBμV)	Margin (dB)	Limit (dBμV/m)	Factor (dB/m)	Type
1	*	2390.000	53.359	21.606	-0.641	54.000	31.753	AV
2		2430.648	102.597	70.934	N/A	N/A	31.663	AV

Note 1: " * ", means this data is the worst emission level.

Note 2: Measure Level (dBμV/m) = Reading Level (dBμV) + Factor (dB/m).

Note 3: Factor (dB/m) = Cable Loss (dB) + Antenna Factor (dB/m).

Site: SIP-AC2	Test Date: 2024-04-09
Limit: FCC_2.4G_RE(3m)	Engineer: Mero Zhou
Probe: BBHA 9120D_02042_1-18GHz	Polarity: Horizontal
EUT: ACCESS POINT	Power: AC 120V/60Hz
Test Mode: Transmit by 802.11n-HT40 at 2452MHz	

No	Mark	Frequency (MHz)	Measure Level (dBμV/m)	Reading Level (dBμV)	Margin (dB)	Limit (dBμV/m)	Factor (dB/m)	Type
1		2458.758	109.137	77.388	N/A	N/A	31.749	PK
2		2483.500	68.120	36.355	-5.880	74.000	31.765	PK
3	*	2484.054	72.656	40.886	-1.344	74.000	31.770	PK

Note 1: " * ", means this data is the worst emission level.

Note 2: Measure Level (dBμV/m) = Reading Level (dBμV) + Factor (dB/m).

Note 3: Factor (dB/m) = Cable Loss (dB) + Antenna Factor (dB/m).

Site: SIP-AC2	Test Date: 2024-04-09
Limit: FCC_2.4G_RE(3m)	Engineer: Mero Zhou
Probe: BBHA 9120D_02042_1-18GHz	Polarity: Horizontal
EUT: ACCESS POINT	Power: AC 120V/60Hz
Test Mode: Transmit by 802.11n-HT40 at 2452MHz	

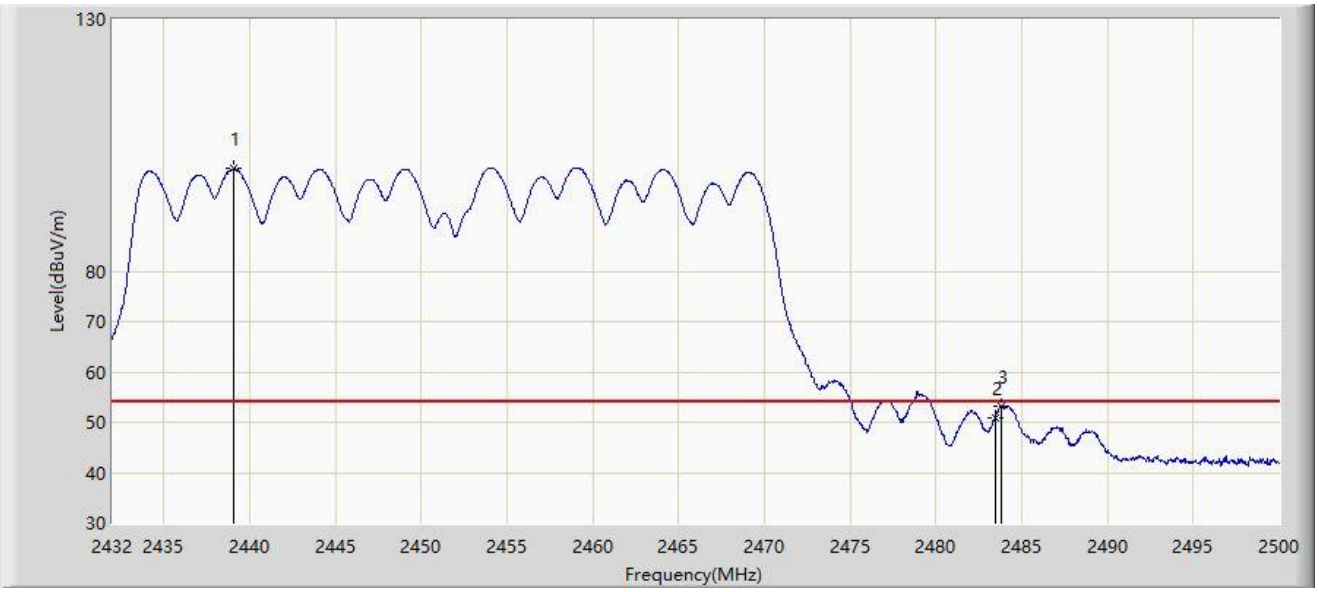

No	Mark	Frequency (MHz)	Measure Level (dBμV/m)	Reading Level (dBμV)	Margin (dB)	Limit (dBμV/m)	Factor (dB/m)	Type
1		2439.072	100.346	68.702	N/A	N/A	31.645	AV
2		2483.500	51.001	19.236	-2.999	54.000	31.765	AV
3	*	2483.816	53.291	21.523	-0.709	54.000	31.768	AV

Note 1: " * ", means this data is the worst emission level.

Note 2: Measure Level (dBμV/m) = Reading Level (dBμV) + Factor (dB/m).

Note 3: Factor (dB/m) = Cable Loss (dB) + Antenna Factor (dB/m).

Site: SIP-AC2	Test Date: 2024-04-09
Limit: FCC_2.4G_RE(3m)	Engineer: Mero Zhou
Probe: BBHA 9120D_02042_1-18GHz	Polarity: Vertical
EUT: ACCESS POINT	Power: AC 120V/60Hz
Test Mode: Transmit by 802.11n-HT40 at 2452MHz	

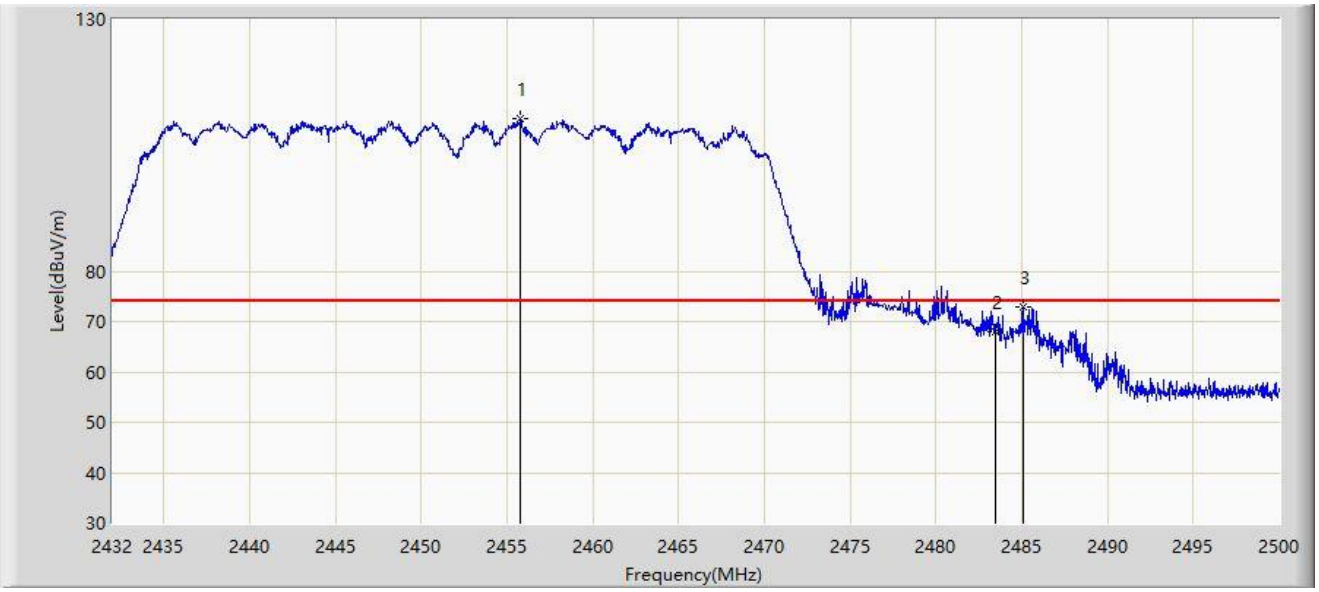

No	Mark	Frequency (MHz)	Measure Level (dBμV/m)	Reading Level (dBμV)	Margin (dB)	Limit (dBμV/m)	Factor (dB/m)	Type
1		2455.766	110.301	78.578	N/A	N/A	31.723	PK
2		2483.500	67.955	36.190	-6.045	74.000	31.765	PK
3	*	2485.108	72.762	40.984	-1.238	74.000	31.778	PK

Note 1: " * ", means this data is the worst emission level.

Note 2: Measure Level (dBμV/m) = Reading Level (dBμV) + Factor (dB/m).

Note 3: Factor (dB/m) = Cable Loss (dB) + Antenna Factor (dB/m).

Site: SIP-AC2	Test Date: 2024-04-09
Limit: FCC_2.4G_RE(3m)	Engineer: Mero Zhou
Probe: BBHA 9120D_02042_1-18GHz	Polarity: Vertical
EUT: ACCESS POINT	Power: AC 120V/60Hz
Test Mode: Transmit by 802.11n-HT40 at 2452MHz	

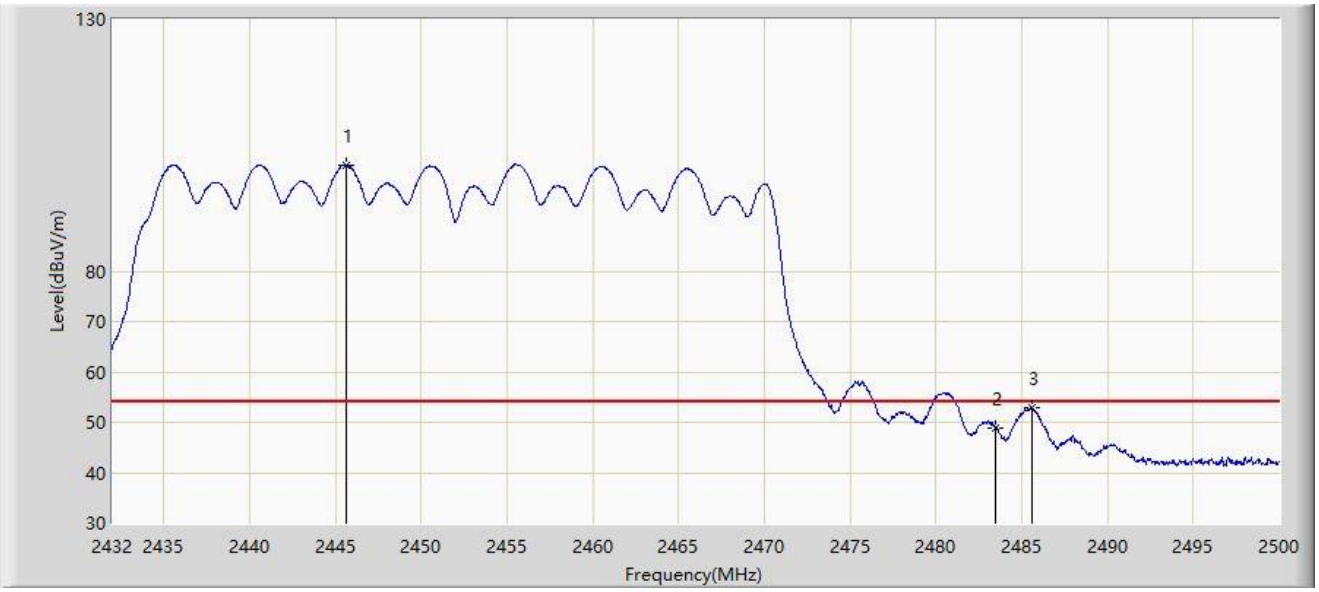

No	Mark	Frequency (MHz)	Measure Level (dBμV/m)	Reading Level (dBμV)	Margin (dB)	Limit (dBμV/m)	Factor (dB/m)	Type
1		2445.600	101.076	69.439	N/A	N/A	31.637	AV
2		2483.500	48.961	17.196	-5.039	54.000	31.765	AV
3	*	2485.584	52.963	21.181	-1.037	54.000	31.782	AV

Note 1: " * ", means this data is the worst emission level.

Note 2: Measure Level (dBμV/m) = Reading Level (dBμV) + Factor (dB/m).

Note 3: Factor (dB/m) = Cable Loss (dB) + Antenna Factor (dB/m).

Site: SIP-AC2	Test Date: 2024-04-09
Limit: FCC_2.4G_RE(3m)	Engineer: Mero Zhou
Probe: BBHA 9120D_02042_1-18GHz	Polarity: Horizontal
EUT: ACCESS POINT	Power: AC 120V/60Hz
Test Mode: Transmit by 802.11ax-HE20 at 2412MHz	

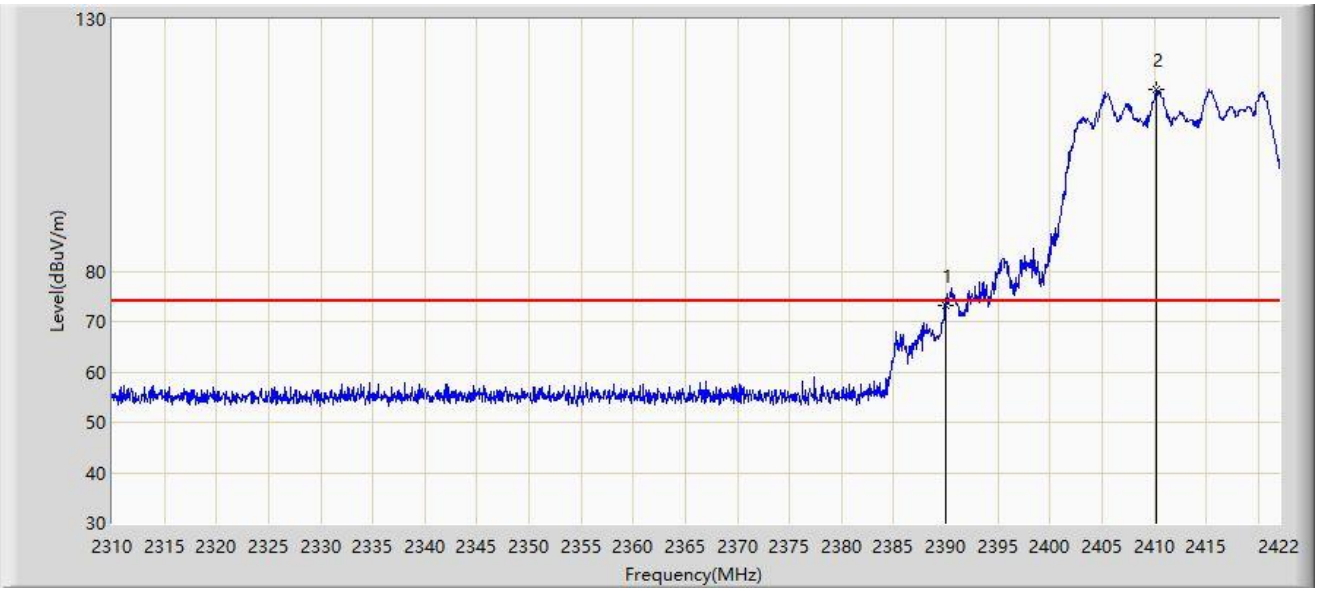

No	Mark	Frequency (MHz)	Measure Level (dBµV/m)	Reading Level (dBµV)	Margin (dB)	Limit (dBµV/m)	Factor (dB/m)	Type
1	*	2390.000	73.157	41.404	-0.843	74.000	31.753	PK
2		2410.240	115.989	84.280	N/A	N/A	31.709	PK

Note 1: " * ", means this data is the worst emission level.

Note 2: Measure Level (dBµV/m) = Reading Level (dBµV) + Factor (dB/m).

Note 3: Factor (dB/m) = Cable Loss (dB) + Antenna Factor (dB/m).

Site: SIP-AC2	Test Date: 2024-04-09
Limit: FCC_2.4G_RE(3m)	Engineer: Mero Zhou
Probe: BBHA 9120D_02042_1-18GHz	Polarity: Horizontal
EUT: ACCESS POINT	Power: AC 120V/60Hz
Test Mode: Transmit by 802.11ax-HE20 at 2412MHz	

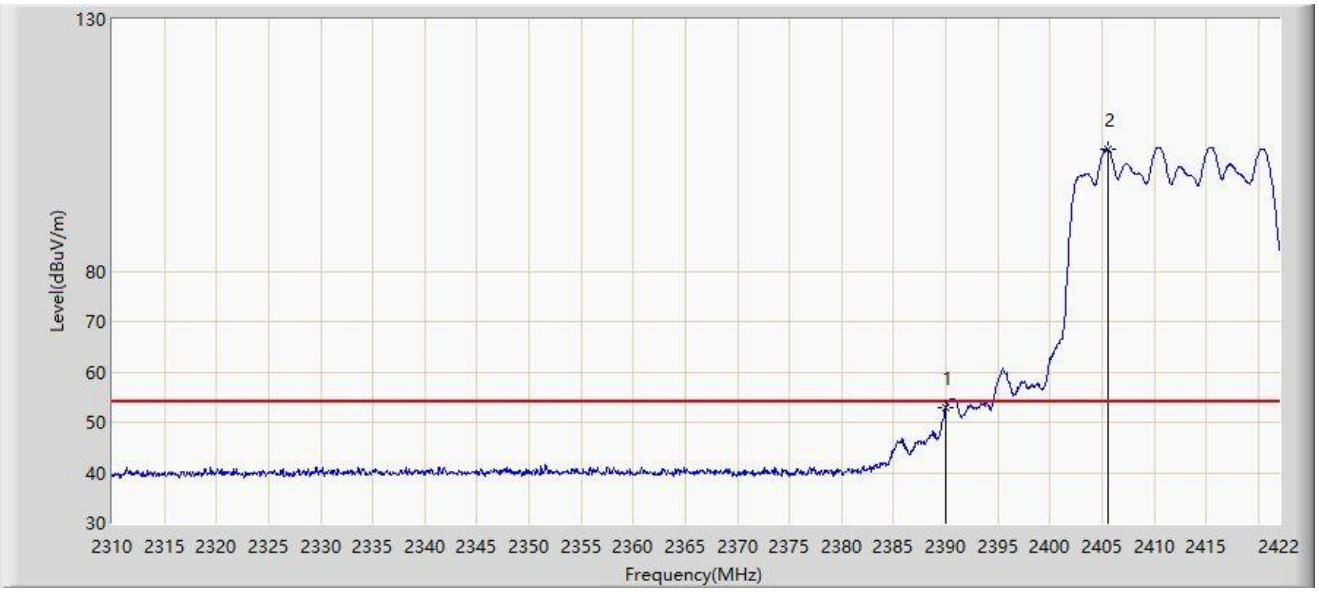

No	Mark	Frequency (MHz)	Measure Level (dBμV/m)	Reading Level (dBμV)	Margin (dB)	Limit (dBμV/m)	Factor (dB/m)	Type
1	*	2390.000	52.955	21.202	-1.045	54.000	31.753	AV
2		2405.592	104.203	72.489	N/A	N/A	31.714	AV

Note 1: " * ", means this data is the worst emission level.

Note 2: Measure Level (dBμV/m) = Reading Level (dBμV) + Factor (dB/m).

Note 3: Factor (dB/m) = Cable Loss (dB) + Antenna Factor (dB/m).

Site: SIP-AC2	Test Date: 2024-04-09
Limit: FCC_2.4G_RE(3m)	Engineer: Mero Zhou
Probe: BBHA 9120D_02042_1-18GHz	Polarity: Vertical
EUT: ACCESS POINT	Power: AC 120V/60Hz
Test Mode: Transmit by 802.11ax-HE20 at 2412MHz	

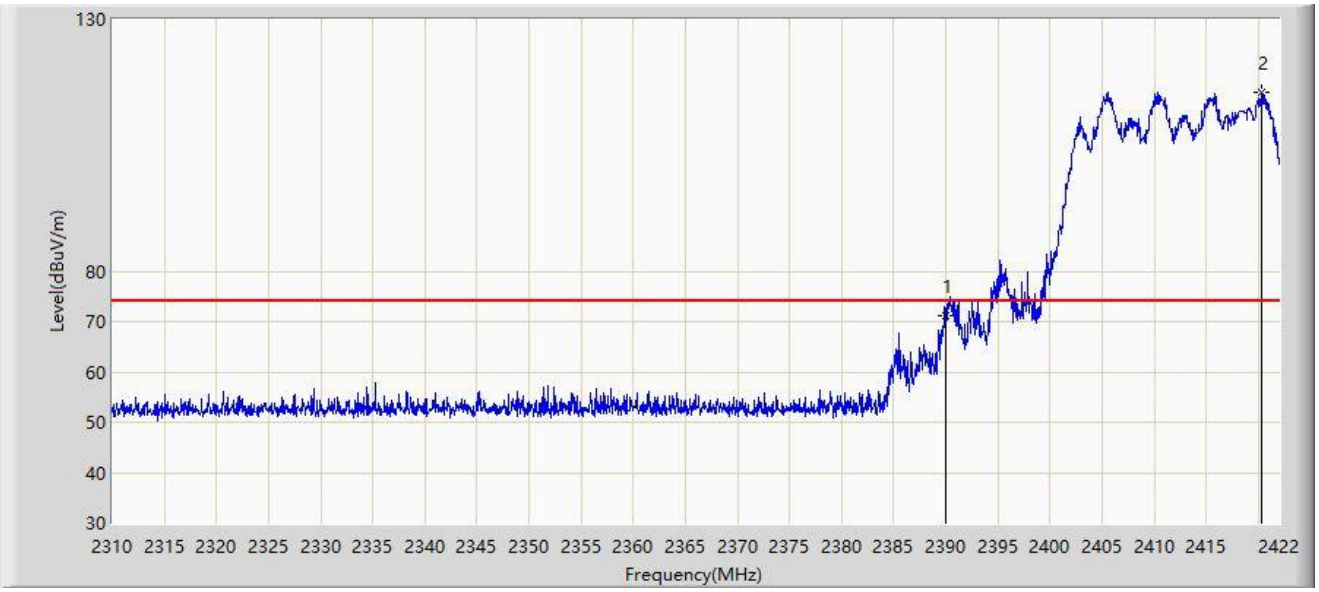

No	Mark	Frequency (MHz)	Measure Level (dBµV/m)	Reading Level (dBµV)	Margin (dB)	Limit (dBµV/m)	Factor (dB/m)	Type
1	*	2390.000	71.262	39.509	-2.738	74.000	31.753	PK
2		2420.376	115.559	83.873	N/A	N/A	31.686	PK

Note 1: " * ", means this data is the worst emission level.

Note 2: Measure Level (dBµV/m) = Reading Level (dBµV) + Factor (dB/m).

Note 3: Factor (dB/m) = Cable Loss (dB) + Antenna Factor (dB/m).

Site: SIP-AC2	Test Date: 2024-04-09
Limit: FCC_2.4G_RE(3m)	Engineer: Mero Zhou
Probe: BBHA 9120D_02042_1-18GHz	Polarity: Vertical
EUT: ACCESS POINT	Power: AC 120V/60Hz
Test Mode: Transmit by 802.11ax-HE20 at 2412MHz	

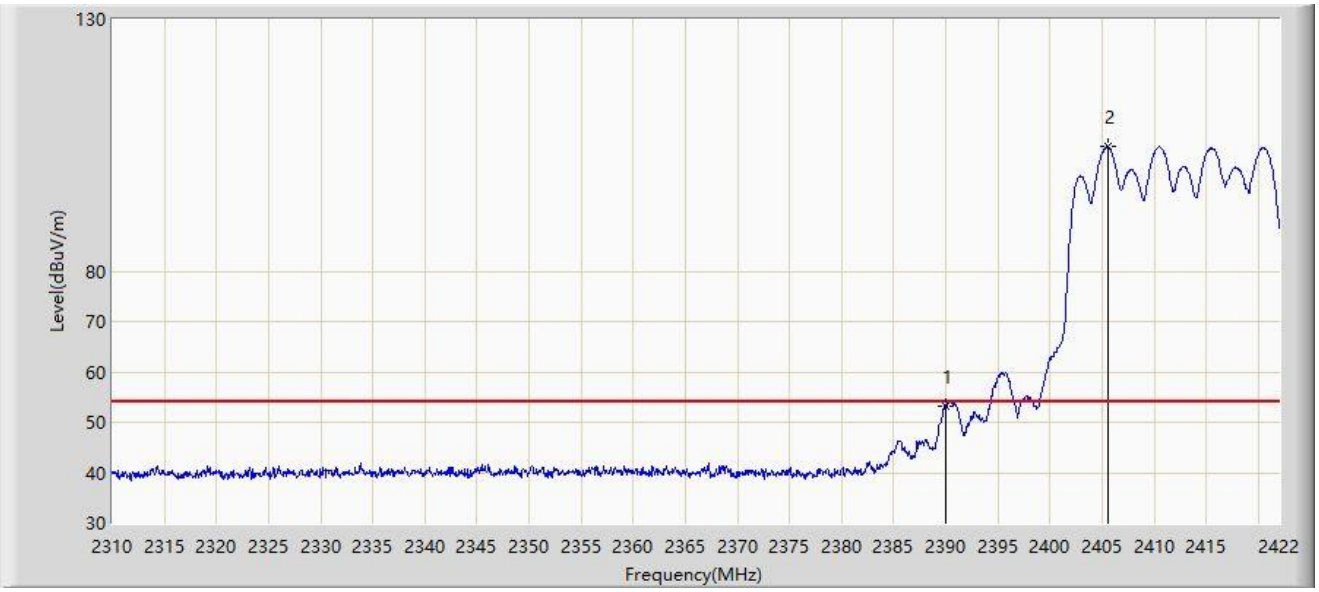

No	Mark	Frequency (MHz)	Measure Level (dBµV/m)	Reading Level (dBµV)	Margin (dB)	Limit (dBµV/m)	Factor (dB/m)	Type
1	*	2390.000	53.173	21.420	-0.827	54.000	31.753	AV
2		2405.536	104.714	73.000	N/A	N/A	31.714	AV

Note 1: " * ", means this data is the worst emission level.

Note 2: Measure Level (dBµV/m) = Reading Level (dBµV) + Factor (dB/m).

Note 3: Factor (dB/m) = Cable Loss (dB) + Antenna Factor (dB/m).

Site: SIP-AC2	Test Date: 2024-04-09
Limit: FCC_2.4G_RE(3m)	Engineer: Mero Zhou
Probe: BBHA 9120D_02042_1-18GHz	Polarity: Horizontal
EUT: ACCESS POINT	Power: AC 120V/60Hz
Test Mode: Transmit by 802.11ax-HE20 at 2462MHz	

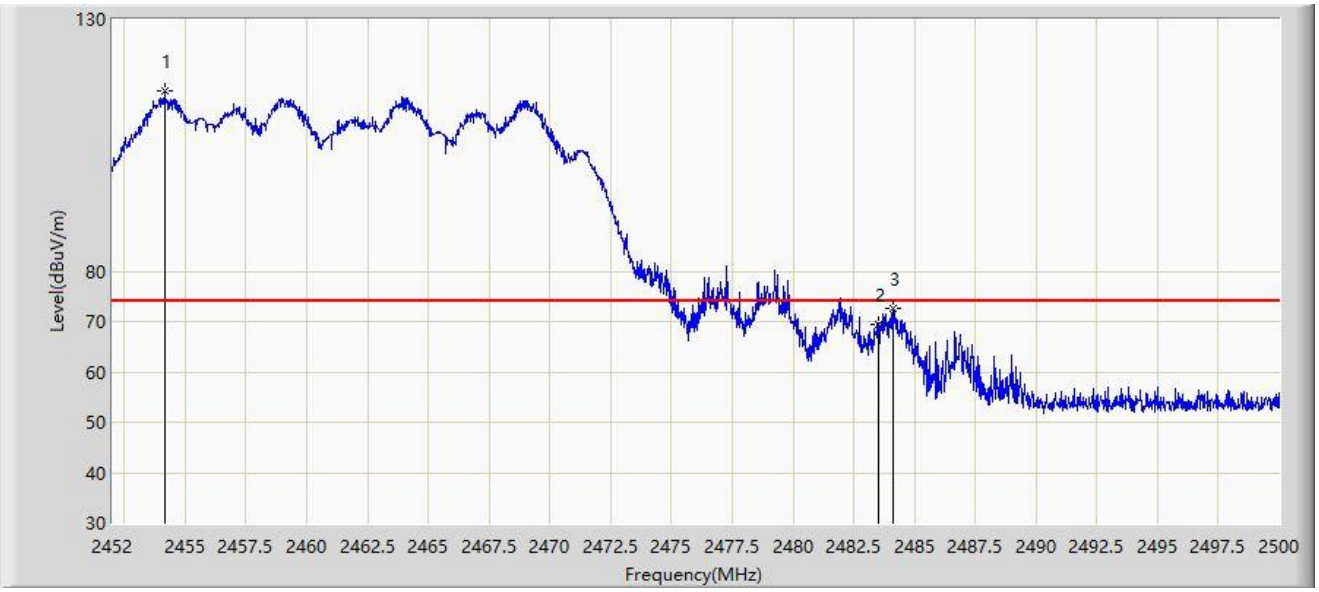

No	Mark	Frequency (MHz)	Measure Level (dBμV/m)	Reading Level (dBμV)	Margin (dB)	Limit (dBμV/m)	Factor (dB/m)	Type
1		2454.136	115.679	83.970	N/A	N/A	31.709	PK
2		2483.500	69.285	37.520	-4.715	74.000	31.765	PK
3	*	2484.112	72.699	40.929	-1.301	74.000	31.770	PK

Note 1: " * ", means this data is the worst emission level.

Note 2: Measure Level (dBμV/m) = Reading Level (dBμV) + Factor (dB/m).

Note 3: Factor (dB/m) = Cable Loss (dB) + Antenna Factor (dB/m).

Site: SIP-AC2	Test Date: 2024-04-09
Limit: FCC_2.4G_RE(3m)	Engineer: Mero Zhou
Probe: BBHA 9120D_02042_1-18GHz	Polarity: Horizontal
EUT: ACCESS POINT	Power: AC 120V/60Hz
Test Mode: Transmit by 802.11ax-HE20 at 2462MHz	

No	Mark	Frequency (MHz)	Measure Level (dBμV/m)	Reading Level (dBμV)	Margin (dB)	Limit (dBμV/m)	Factor (dB/m)	Type
1		2454.280	103.669	71.958	N/A	N/A	31.711	AV
2		2483.500	51.403	19.638	-2.597	54.000	31.765	AV
3	*	2483.944	53.383	21.614	-0.617	54.000	31.769	AV

Note 1: " * ", means this data is the worst emission level.

Note 2: Measure Level (dBμV/m) = Reading Level (dBμV) + Factor (dB/m).

Note 3: Factor (dB/m) = Cable Loss (dB) + Antenna Factor (dB/m).

Site: SIP-AC2	Test Date: 2024-04-09
Limit: FCC_2.4G_RE(3m)	Engineer: Mero Zhou
Probe: BBHA 9120D_02042_1-18GHz	Polarity: Vertical
EUT: ACCESS POINT	Power: AC 120V/60Hz
Test Mode: Transmit by 802.11ax-HE20 at 2462MHz	

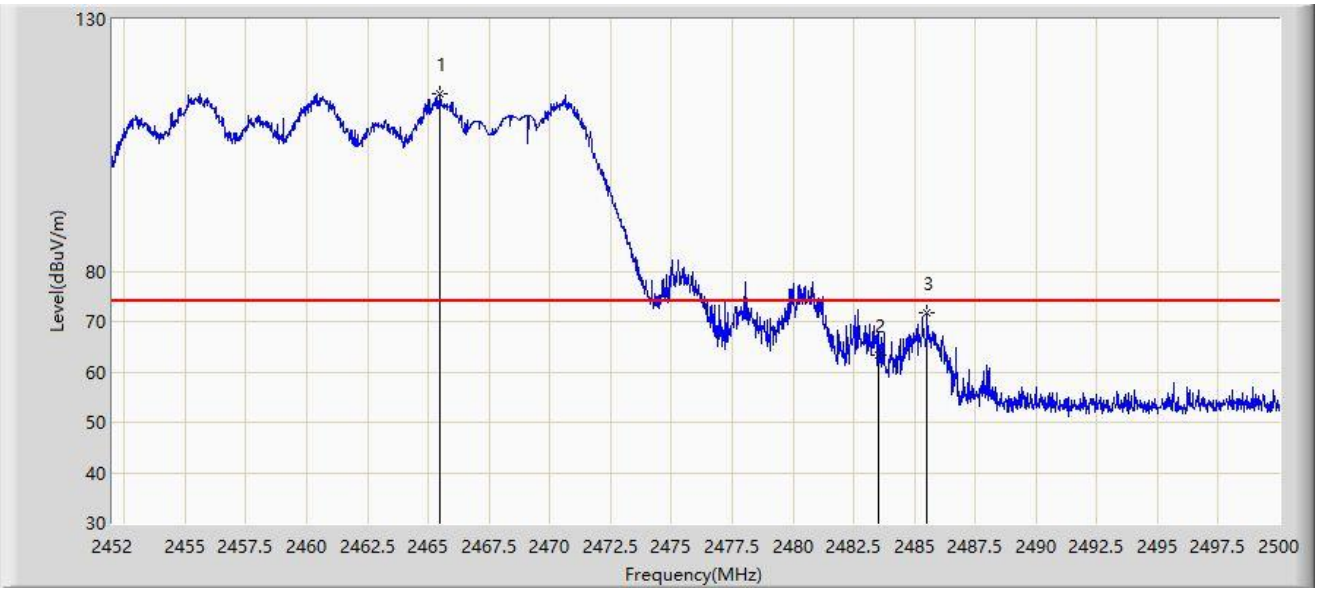

No	Mark	Frequency (MHz)	Measure Level (dBµV/m)	Reading Level (dBµV)	Margin (dB)	Limit (dBµV/m)	Factor (dB/m)	Type
1		2465.464	115.307	83.540	N/A	N/A	31.767	PK
2		2483.500	63.374	31.609	-10.626	74.000	31.765	PK
3	*	2485.528	71.681	39.899	-2.319	74.000	31.782	PK

Note 1: " * ", means this data is the worst emission level.

Note 2: Measure Level (dBµV/m) = Reading Level (dBµV) + Factor (dB/m).

Note 3: Factor (dB/m) = Cable Loss (dB) + Antenna Factor (dB/m).

Site: SIP-AC2	Test Date: 2024-04-09
Limit: FCC_2.4G_RE(3m)	Engineer: Mero Zhou
Probe: BBHA 9120D_02042_1-18GHz	Polarity: Vertical
EUT: ACCESS POINT	Power: AC 120V/60Hz
Test Mode: Transmit by 802.11ax-HE20 at 2462MHz	

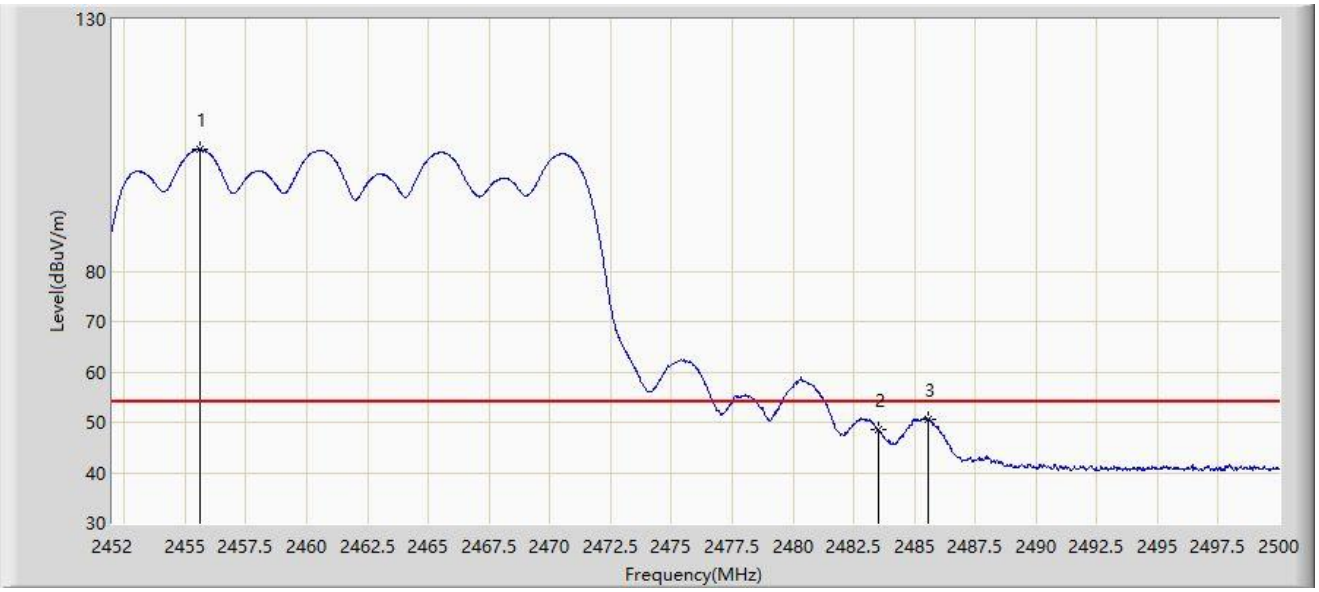

No	Mark	Frequency (MHz)	Measure Level (dBμV/m)	Reading Level (dBμV)	Margin (dB)	Limit (dBμV/m)	Factor (dB/m)	Type
1		2455.624	104.102	72.380	N/A	N/A	31.722	AV
2		2483.500	48.415	16.650	-5.585	54.000	31.765	AV
3	*	2485.576	50.666	18.884	-3.334	54.000	31.782	AV

Note 1: " * ", means this data is the worst emission level.

Note 2: Measure Level (dBμV/m) = Reading Level (dBμV) + Factor (dB/m).

Note 3: Factor (dB/m) = Cable Loss (dB) + Antenna Factor (dB/m).

Site: SIP-AC2	Test Date: 2024-04-09
Limit: FCC_2.4G_RE(3m)	Engineer: Mero Zhou
Probe: BBHA 9120D_02042_1-18GHz	Polarity: Horizontal
EUT: ACCESS POINT	Power: AC 120V/60Hz
Test Mode: Transmit by 802.11ax-HE40 at 2422MHz	

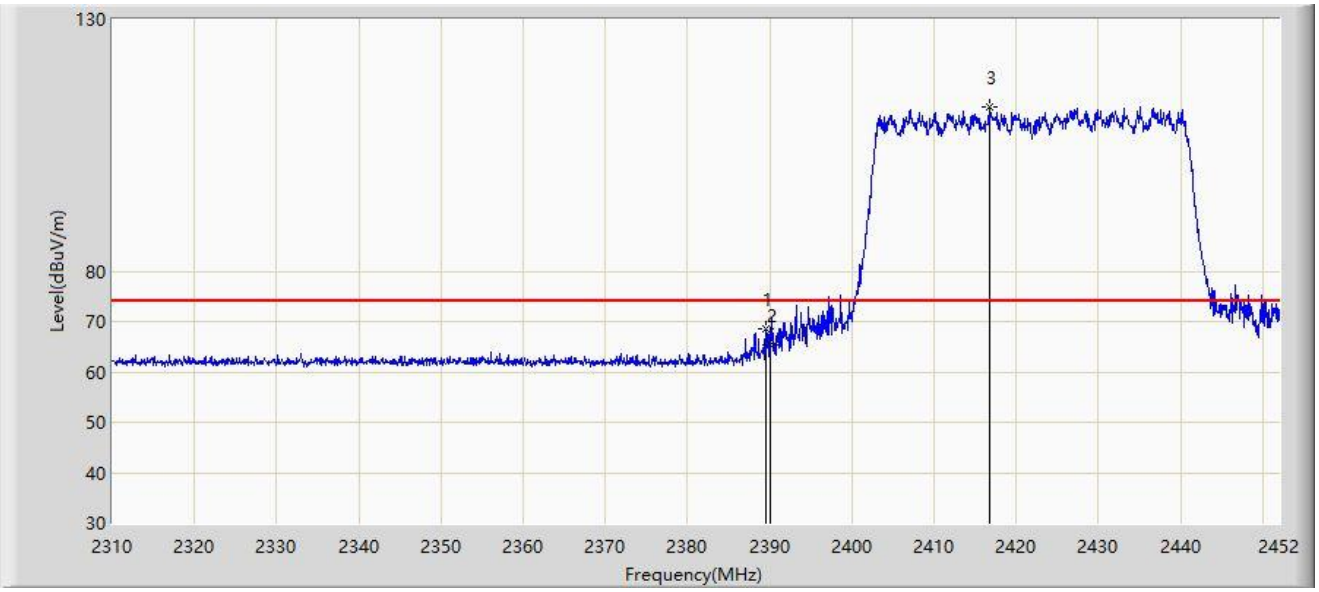

No	Mark	Frequency (MHz)	Measure Level (dBμV/m)	Reading Level (dBμV)	Margin (dB)	Limit (dBμV/m)	Factor (dB/m)	Type
1	*	2389.520	68.409	36.653	-5.591	74.000	31.756	PK
2		2390.000	65.277	33.524	-8.723	74.000	31.753	PK
3		2416.855	112.752	81.057	N/A	N/A	31.694	PK

Note 1: " * ", means this data is the worst emission level.

Note 2: Measure Level (dBμV/m) = Reading Level (dBμV) + Factor (dB/m).

Note 3: Factor (dB/m) = Cable Loss (dB) + Antenna Factor (dB/m).

Site: SIP-AC2	Test Date: 2024-04-09
Limit: FCC_2.4G_RE(3m)	Engineer: Mero Zhou
Probe: BBHA 9120D_02042_1-18GHz	Polarity: Horizontal
EUT: ACCESS POINT	Power: AC 120V/60Hz
Test Mode: Transmit by 802.11ax-HE40 at 2422MHz	

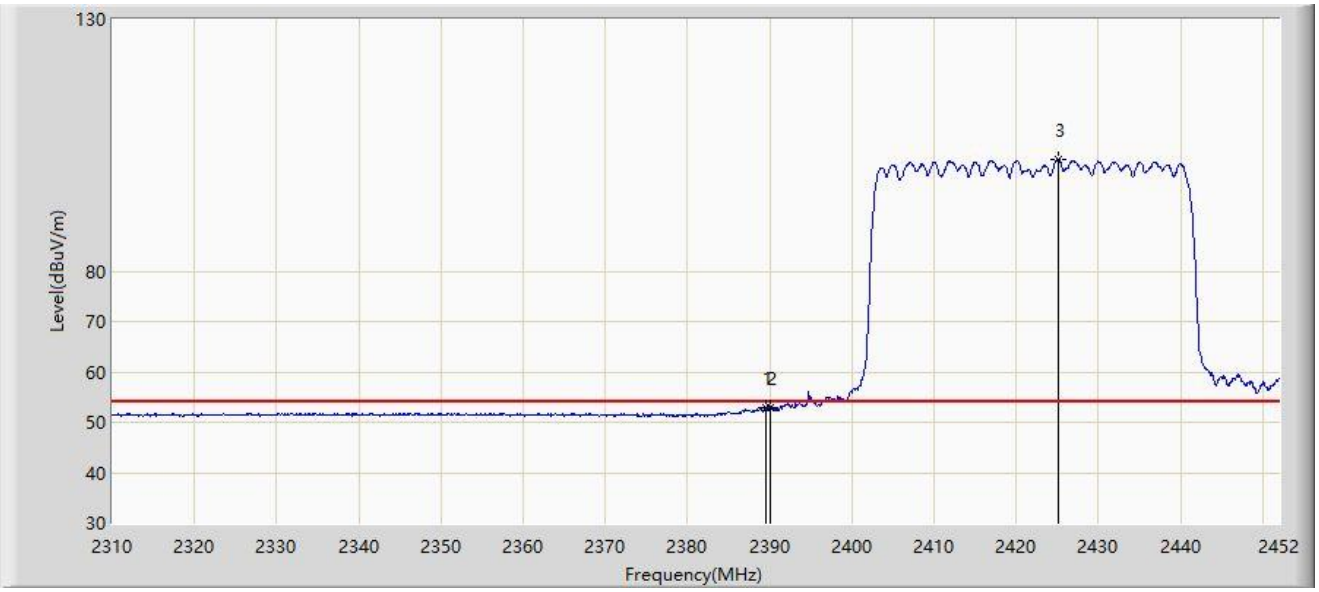

No	Mark	Frequency (MHz)	Measure Level (dBµV/m)	Reading Level (dBµV)	Margin (dB)	Limit (dBµV/m)	Factor (dB/m)	Type
1	*	2389.591	53.000	21.244	-1.000	54.000	31.756	AV
2		2390.000	52.846	21.093	-1.154	54.000	31.753	AV
3		2425.091	102.235	70.560	N/A	N/A	31.675	AV

Note 1: " * ", means this data is the worst emission level.

Note 2: Measure Level (dBµV/m) = Reading Level (dBµV) + Factor (dB/m).

Note 3: Factor (dB/m) = Cable Loss (dB) + Antenna Factor (dB/m).

Site: SIP-AC2	Test Date: 2024-04-09
Limit: FCC_2.4G_RE(3m)	Engineer: Mero Zhou
Probe: BBHA 9120D_02042_1-18GHz	Polarity: Vertical
EUT: ACCESS POINT	Power: AC 120V/60Hz
Test Mode: Transmit by 802.11ax-HE40 at 2422MHz	

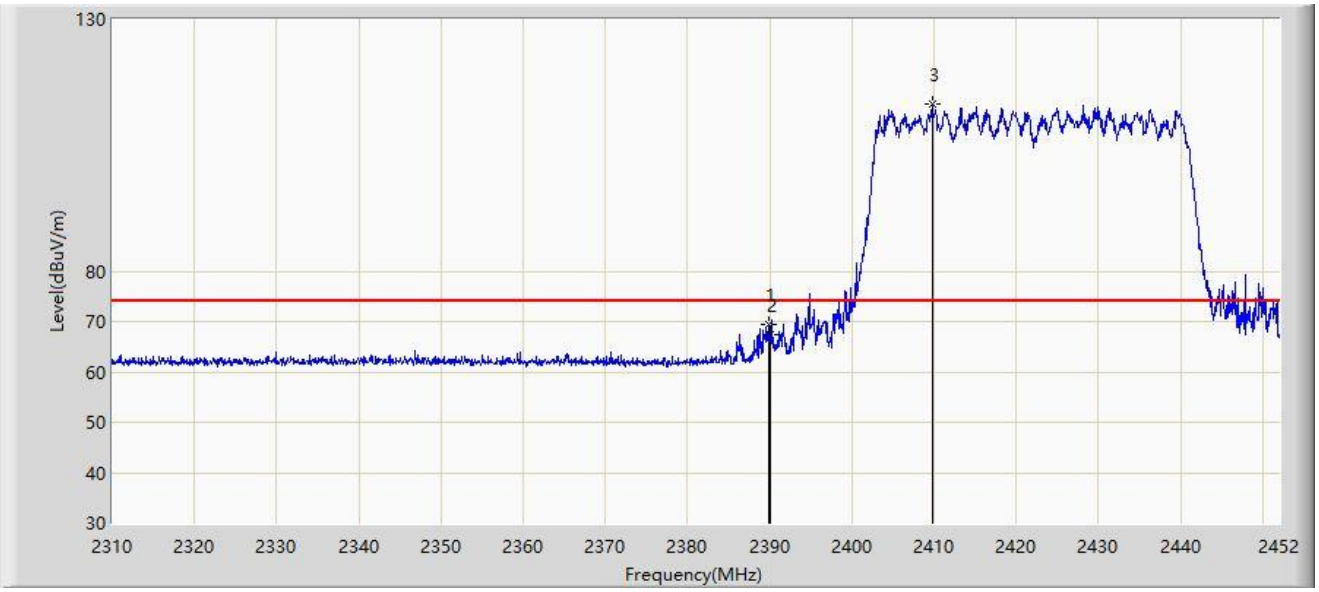

No	Mark	Frequency (MHz)	Measure Level (dBµV/m)	Reading Level (dBµV)	Margin (dB)	Limit (dBµV/m)	Factor (dB/m)	Type
1	*	2389.875	69.303	37.549	-4.697	74.000	31.754	PK
2		2390.000	67.360	35.607	-6.640	74.000	31.753	PK
3		2409.755	113.203	81.493	N/A	N/A	31.710	PK

Note 1: " * ", means this data is the worst emission level.

Note 2: Measure Level (dBµV/m) = Reading Level (dBµV) + Factor (dB/m).

Note 3: Factor (dB/m) = Cable Loss (dB) + Antenna Factor (dB/m).

Site: SIP-AC2	Test Date: 2024-04-09
Limit: FCC_2.4G_RE(3m)	Engineer: Mero Zhou
Probe: BBHA 9120D_02042_1-18GHz	Polarity: Vertical
EUT: ACCESS POINT	Power: AC 120V/60Hz
Test Mode: Transmit by 802.11ax-HE40 at 2422MHz	

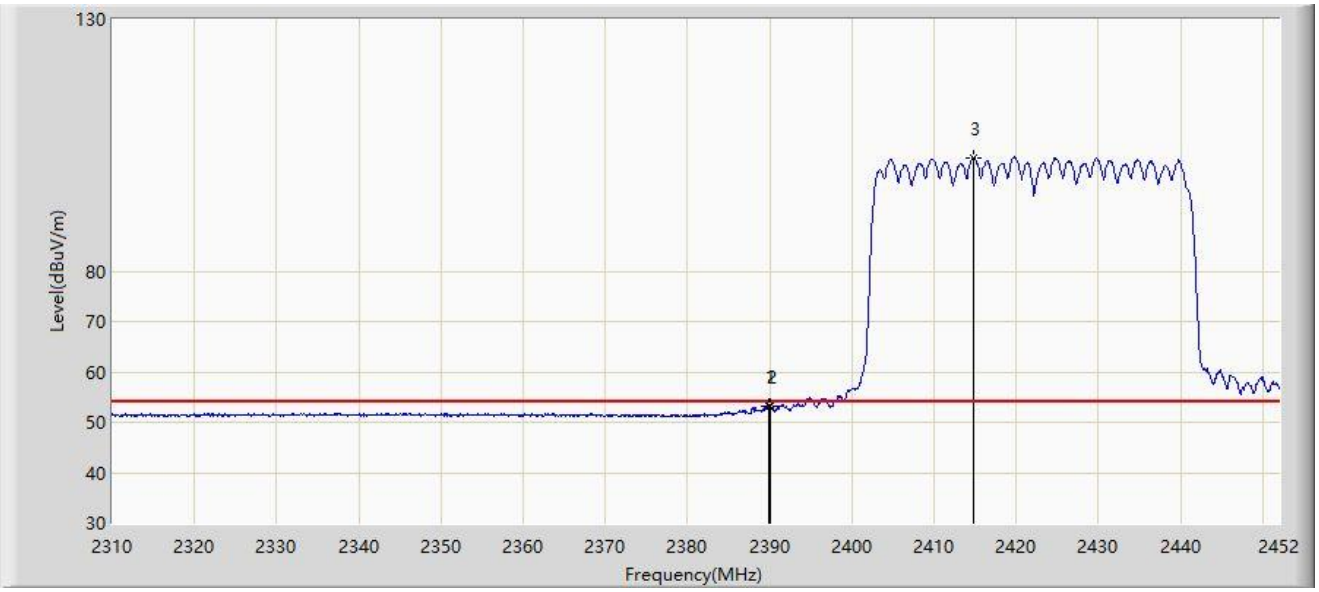

No	Mark	Frequency (MHz)	Measure Level (dBμV/m)	Reading Level (dBμV)	Margin (dB)	Limit (dBμV/m)	Factor (dB/m)	Type
1	*	2389.875	53.174	21.420	-0.826	54.000	31.754	AV
2		2390.000	53.136	21.383	-0.864	54.000	31.753	AV
3		2414.725	102.537	70.837	N/A	N/A	31.700	AV

Note 1: " * ", means this data is the worst emission level.

Note 2: Measure Level (dBμV/m) = Reading Level (dBμV) + Factor (dB/m).

Note 3: Factor (dB/m) = Cable Loss (dB) + Antenna Factor (dB/m).

Site: SIP-AC2	Test Date: 2024-04-23
Limit: FCC_2.4G_RE(3m)	Engineer: Mero Zhou
Probe: BBHA 9120D_02042_1-18GHz	Polarity: Vertical
EUT: ACCESS POINT	Power: AC 120V/60Hz
Test Mode: Transmit by 802.11ax-HE40 at 2437MHz	

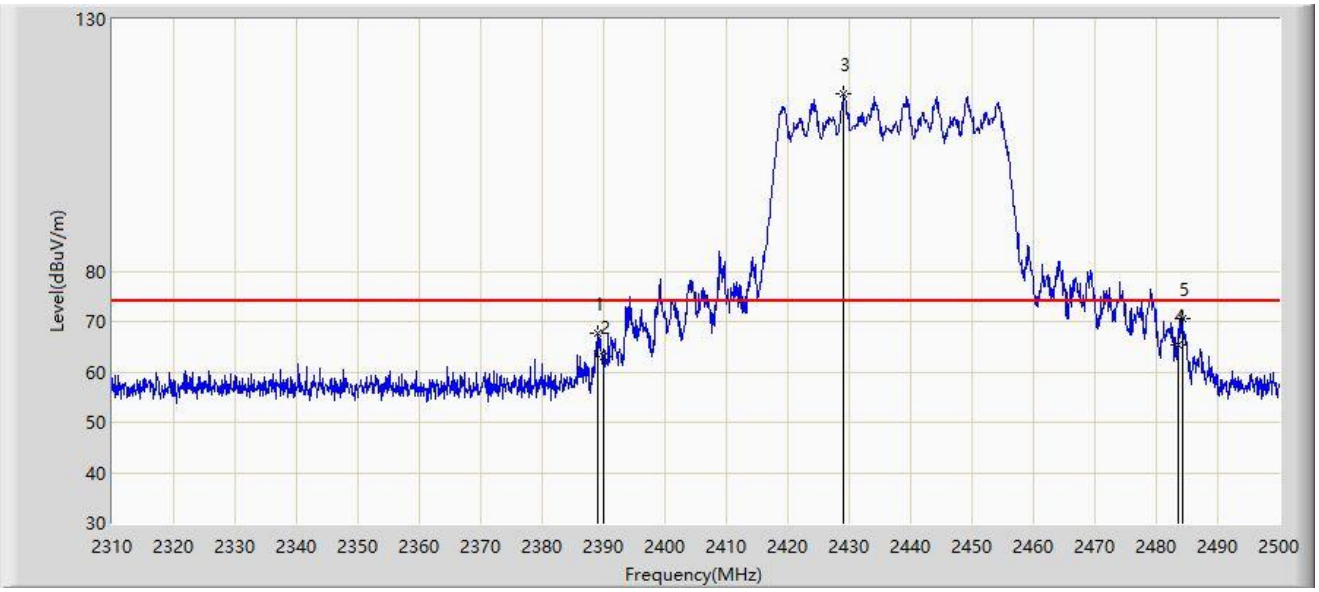

No	Mark	Frequency (MHz)	Measure Level (dBµV/m)	Reading Level (dBµV)	Margin (dB)	Limit (dBµV/m)	Factor (dB/m)	Type
1		2389.040	67.589	35.829	-6.411	74.000	31.760	PK
2		2390.000	62.960	31.207	-11.040	74.000	31.753	PK
3		2429.130	115.146	83.480	N/A	N/A	31.666	PK
4		2483.500	65.368	33.603	-8.632	74.000	31.765	PK
5	*	2484.230	70.606	38.835	-3.394	74.000	31.771	PK

Note 1: " * ", means this data is the worst emission level.

Note 2: Measure Level (dBµV/m) = Reading Level (dBµV) + Factor (dB/m).

Note 3: Factor (dB/m) = Cable Loss (dB) + Antenna Factor (dB/m).

Site: SIP-AC2	Test Date: 2024-04-23
Limit: FCC_2.4G_RE(3m)	Engineer: Mero Zhou
Probe: BBHA 9120D_02042_1-18GHz	Polarity: Vertical
EUT: ACCESS POINT	Power: AC 120V/60Hz
Test Mode: Transmit by 802.11ax-HE40 at 2437MHz	

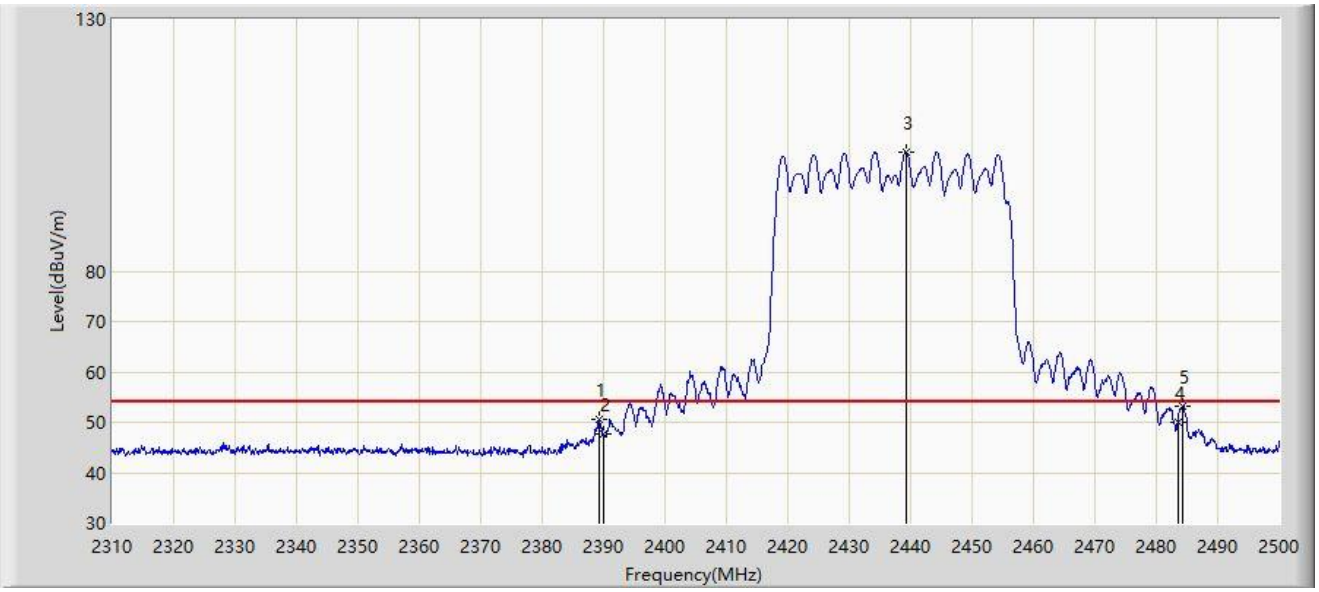

No	Mark	Frequency (MHz)	Measure Level (dBµV/m)	Reading Level (dBµV)	Margin (dB)	Limit (dBµV/m)	Factor (dB/m)	Type
1		2389.230	50.689	18.931	-3.311	54.000	31.758	AV
2		2390.000	47.598	15.845	-6.402	54.000	31.753	AV
3		2439.200	103.767	72.123	N/A	N/A	31.644	AV
4		2483.500	50.035	18.270	-3.965	54.000	31.765	AV
5	*	2484.325	53.259	21.487	-0.741	54.000	31.772	AV

Note 1: " * ", means this data is the worst emission level.

Note 2: Measure Level (dBµV/m) = Reading Level (dBµV) + Factor (dB/m).

Note 3: Factor (dB/m) = Cable Loss (dB) + Antenna Factor (dB/m).

Site: SIP-AC2	Test Date: 2024-04-23
Limit: FCC_2.4G_RE(3m)	Engineer: Mero Zhou
Probe: BBHA 9120D_02042_1-18GHz	Polarity: Vertical
EUT: ACCESS POINT	Power: AC 120V/60Hz
Test Mode: Transmit by 802.11ax-HE40 at 2442MHz	

No	Mark	Frequency (MHz)	Measure Level (dBμV/m)	Reading Level (dBμV)	Margin (dB)	Limit (dBμV/m)	Factor (dB/m)	Type
1		2444.269	114.142	82.509	N/A	N/A	31.633	PK
2		2483.500	66.155	34.390	-7.845	74.000	31.765	PK
3	*	2484.166	72.100	40.329	-1.900	74.000	31.771	PK

Note 1: " * ", means this data is the worst emission level.

Note 2: Measure Level (dBμV/m) = Reading Level (dBμV) + Factor (dB/m).

Note 3: Factor (dB/m) = Cable Loss (dB) + Antenna Factor (dB/m).

Site: SIP-AC2	Test Date: 2024-04-23
Limit: FCC_2.4G_RE(3m)	Engineer: Mero Zhou
Probe: BBHA 9120D_02042_1-18GHz	Polarity: Vertical
EUT: ACCESS POINT	Power: AC 120V/60Hz
Test Mode: Transmit by 802.11ax-HE40 at 2442MHz	

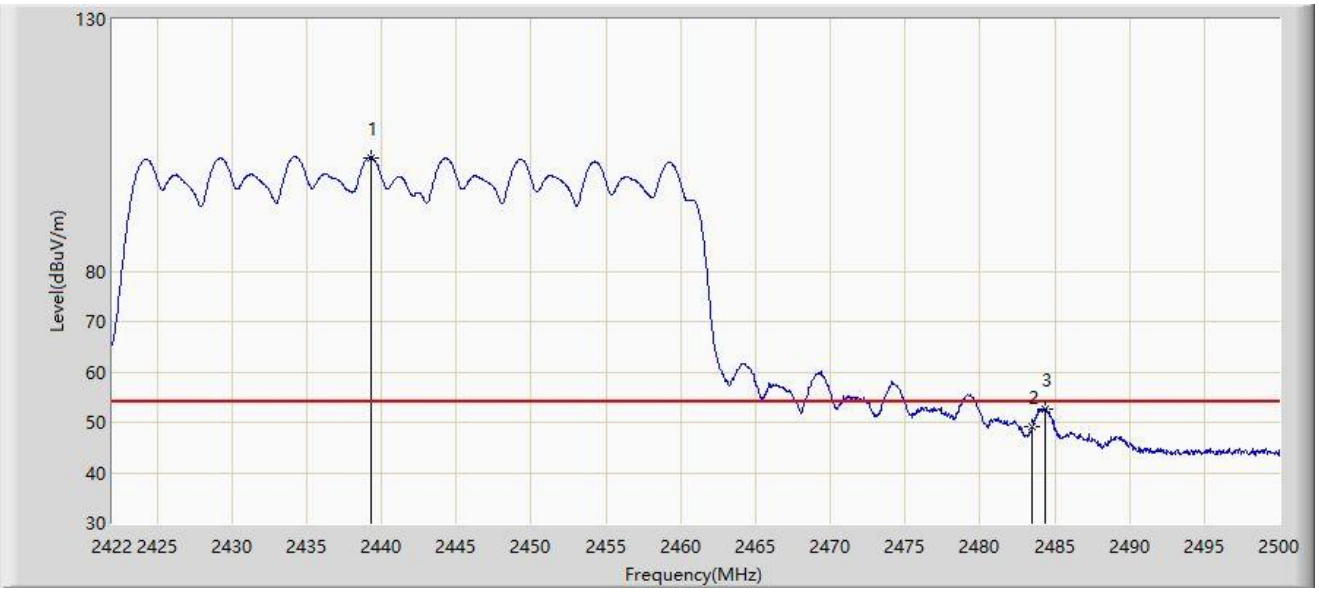

No	Mark	Frequency (MHz)	Measure Level (dBμV/m)	Reading Level (dBμV)	Margin (dB)	Limit (dBμV/m)	Factor (dB/m)	Type
1		2439.316	102.574	70.930	N/A	N/A	31.643	AV
2		2483.500	49.005	17.240	-4.995	54.000	31.765	AV
3	*	2484.400	52.676	20.903	-1.324	54.000	31.773	AV

Note 1: " * ", means this data is the worst emission level.

Note 2: Measure Level (dBμV/m) = Reading Level (dBμV) + Factor (dB/m).

Note 3: Factor (dB/m) = Cable Loss (dB) + Antenna Factor (dB/m).

Site: SIP-AC2	Test Date: 2024-04-23
Limit: FCC_2.4G_RE(3m)	Engineer: Mero Zhou
Probe: BBHA 9120D_02042_1-18GHz	Polarity: Vertical
EUT: ACCESS POINT	Power: AC 120V/60Hz
Test Mode: Transmit by 802.11ax-HE40 at 2447MHz	

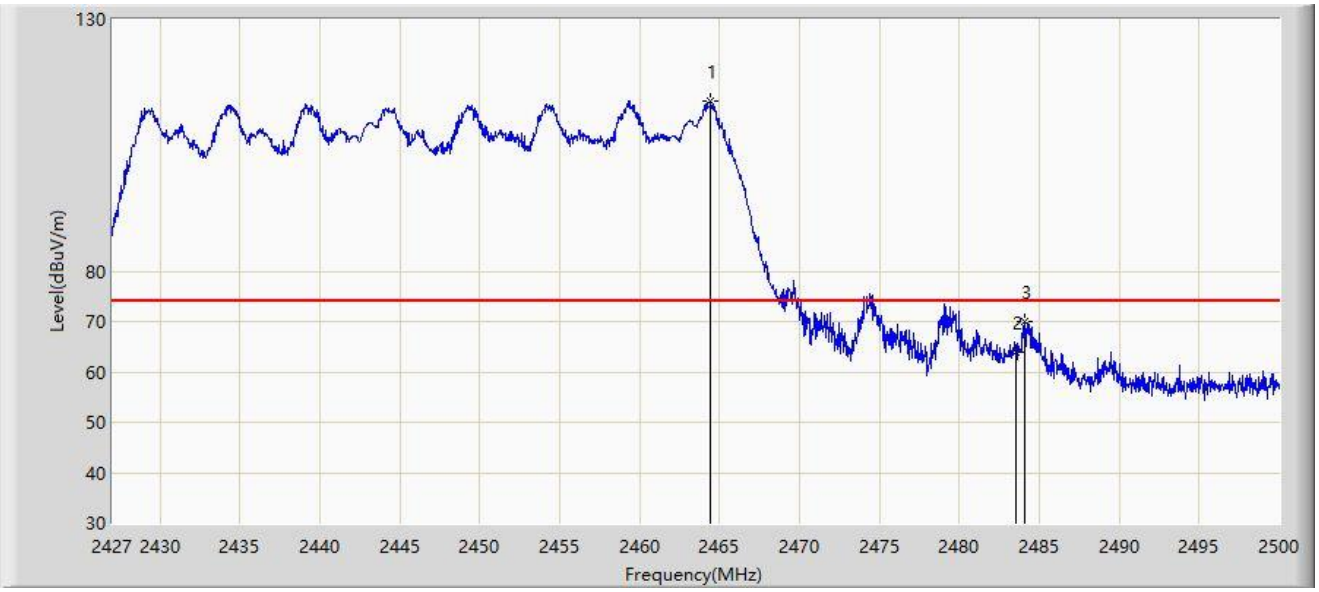

No	Mark	Frequency (MHz)	Measure Level (dBμV/m)	Reading Level (dBμV)	Margin (dB)	Limit (dBμV/m)	Factor (dB/m)	Type
1		2464.413	113.861	82.091	N/A	N/A	31.770	PK
2		2483.500	63.783	32.018	-10.217	74.000	31.765	PK
3	*	2484.050	70.126	38.356	-3.874	74.000	31.770	PK

Note 1: " * ", means this data is the worst emission level.

Note 2: Measure Level (dBμV/m) = Reading Level (dBμV) + Factor (dB/m).

Note 3: Factor (dB/m) = Cable Loss (dB) + Antenna Factor (dB/m).

Site: SIP-AC2	Test Date: 2024-04-23
Limit: FCC_2.4G_RE(3m)	Engineer: Mero Zhou
Probe: BBHA 9120D_02042_1-18GHz	Polarity: Vertical
EUT: ACCESS POINT	Power: AC 120V/60Hz
Test Mode: Transmit by 802.11ax-HE40 at 2447MHz	

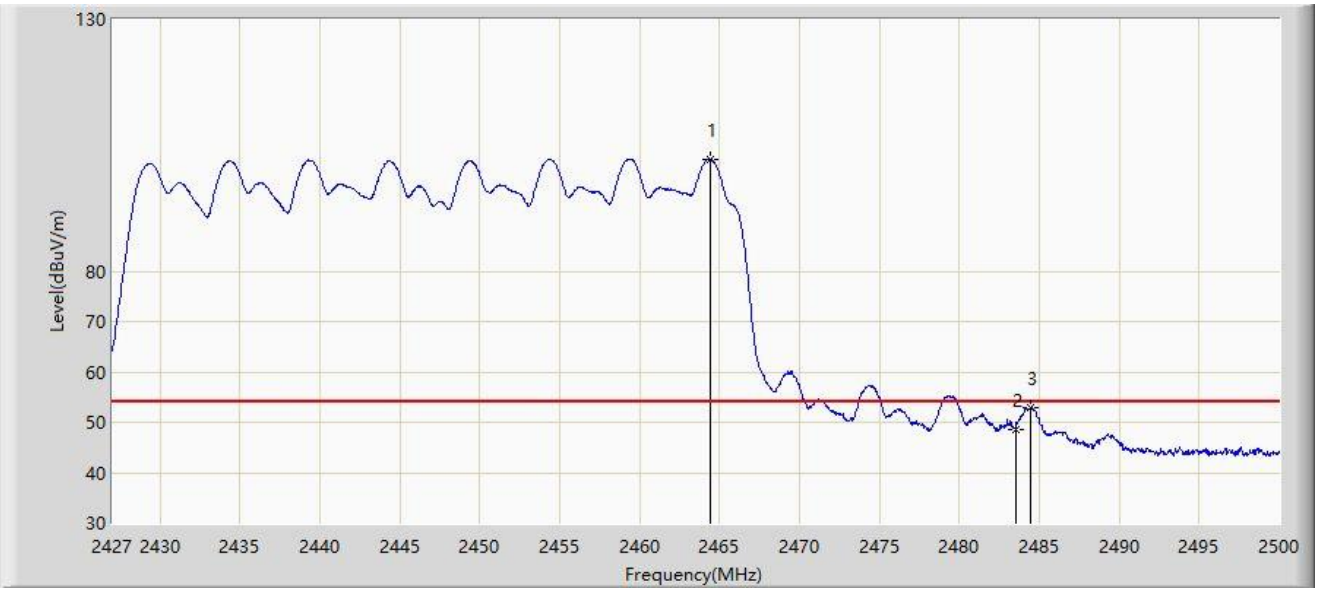

No	Mark	Frequency (MHz)	Measure Level (dBμV/m)	Reading Level (dBμV)	Margin (dB)	Limit (dBμV/m)	Factor (dB/m)	Type
1		2464.413	102.233	70.463	N/A	N/A	31.770	AV
2		2483.500	48.643	16.878	-5.357	54.000	31.765	AV
3	*	2484.488	52.854	21.081	-1.146	54.000	31.774	AV

Note 1: " * ", means this data is the worst emission level.

Note 2: Measure Level (dBμV/m) = Reading Level (dBμV) + Factor (dB/m).

Note 3: Factor (dB/m) = Cable Loss (dB) + Antenna Factor (dB/m).

Site: SIP-AC2	Test Date: 2024-04-09
Limit: FCC_2.4G_RE(3m)	Engineer: Mero Zhou
Probe: BBHA 9120D_02042_1-18GHz	Polarity: Horizontal
EUT: ACCESS POINT	Power: AC 120V/60Hz
Test Mode: Transmit by 802.11ax-HE40 at 2452MHz	

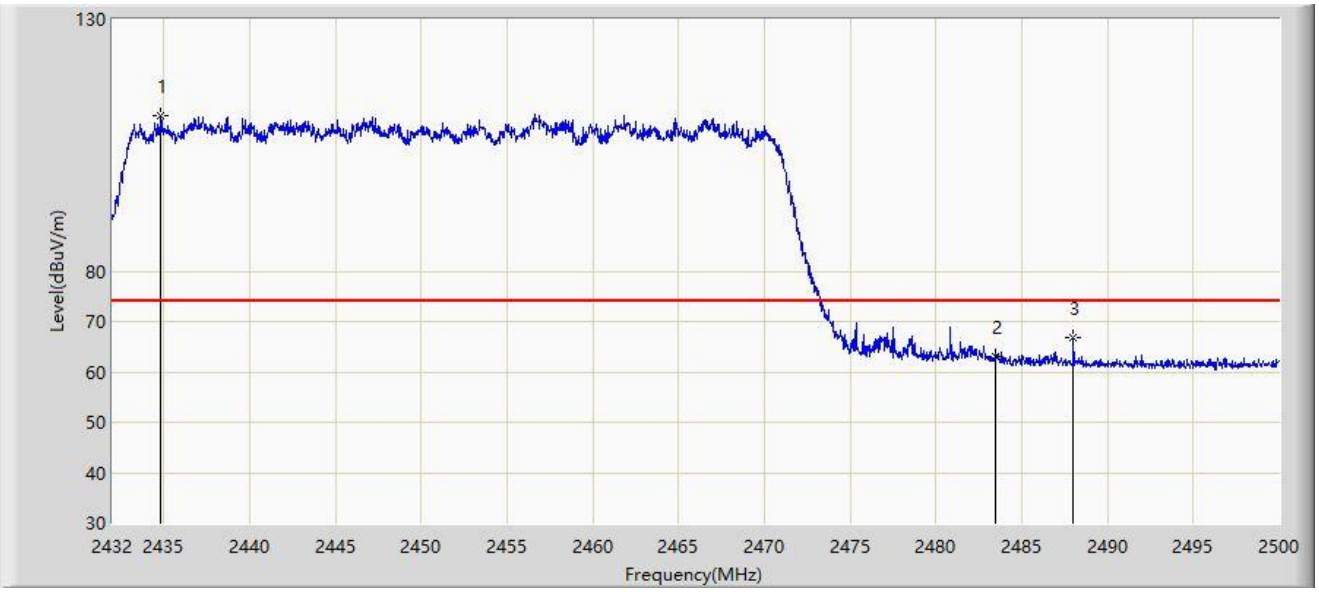

No	Mark	Frequency (MHz)	Measure Level (dBμV/m)	Reading Level (dBμV)	Margin (dB)	Limit (dBμV/m)	Factor (dB/m)	Type
1		2434.822	110.985	79.331	N/A	N/A	31.653	PK
2		2483.500	62.910	31.145	-11.090	74.000	31.765	PK
3	*	2487.998	66.778	34.976	-7.222	74.000	31.803	PK

Note 1: " * ", means this data is the worst emission level.

Note 2: Measure Level (dBμV/m) = Reading Level (dBμV) + Factor (dB/m).

Note 3: Factor (dB/m) = Cable Loss (dB) + Antenna Factor (dB/m).

Site: SIP-AC2	Test Date: 2024-04-09
Limit: FCC_2.4G_RE(3m)	Engineer: Mero Zhou
Probe: BBHA 9120D_02042_1-18GHz	Polarity: Horizontal
EUT: ACCESS POINT	Power: AC 120V/60Hz
Test Mode: Transmit by 802.11ax-HE40 at 2452MHz	

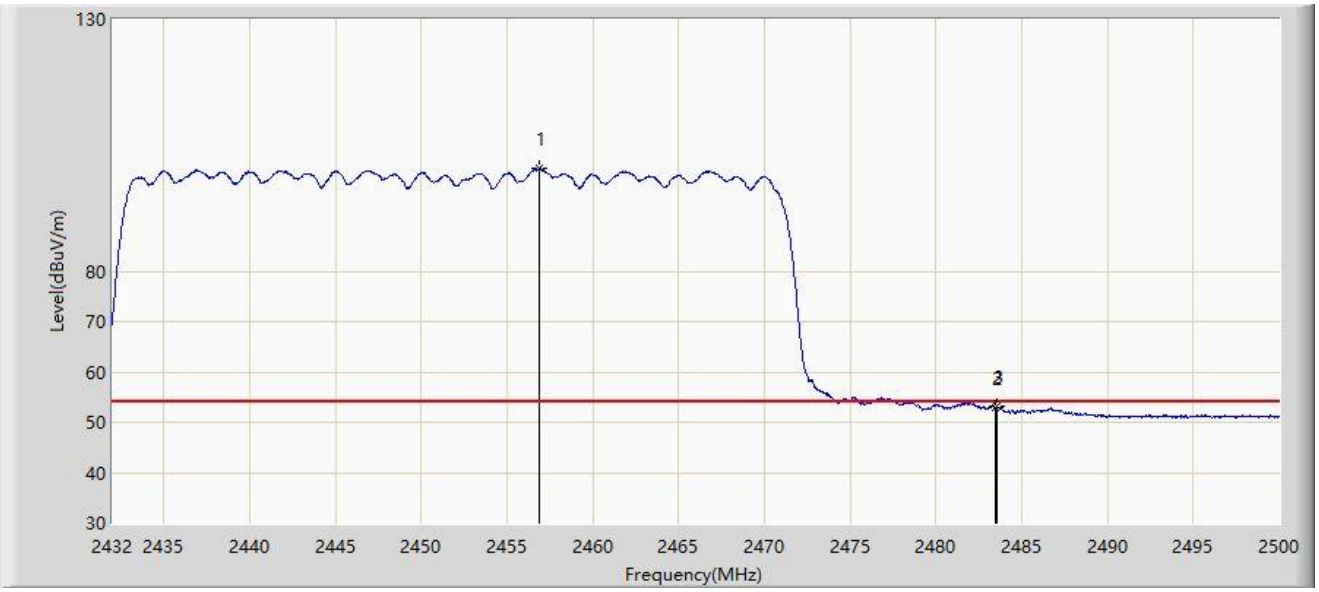

No	Mark	Frequency (MHz)	Measure Level (dBμV/m)	Reading Level (dBμV)	Margin (dB)	Limit (dBμV/m)	Factor (dB/m)	Type
1		2456.888	100.374	68.641	N/A	N/A	31.733	AV
2		2483.500	52.875	21.110	-1.125	54.000	31.765	AV
3	*	2483.544	53.082	21.316	-0.918	54.000	31.765	AV

Note 1: " * ", means this data is the worst emission level.

Note 2: Measure Level (dBμV/m) = Reading Level (dBμV) + Factor (dB/m).

Note 3: Factor (dB/m) = Cable Loss (dB) + Antenna Factor (dB/m).

Site: SIP-AC2	Test Date: 2024-04-09
Limit: FCC_2.4G_RE(3m)	Engineer: Mero Zhou
Probe: BBHA 9120D_02042_1-18GHz	Polarity: Vertical
EUT: ACCESS POINT	Power: AC 120V/60Hz
Test Mode: Transmit by 802.11ax-HE40 at 2452MHz	

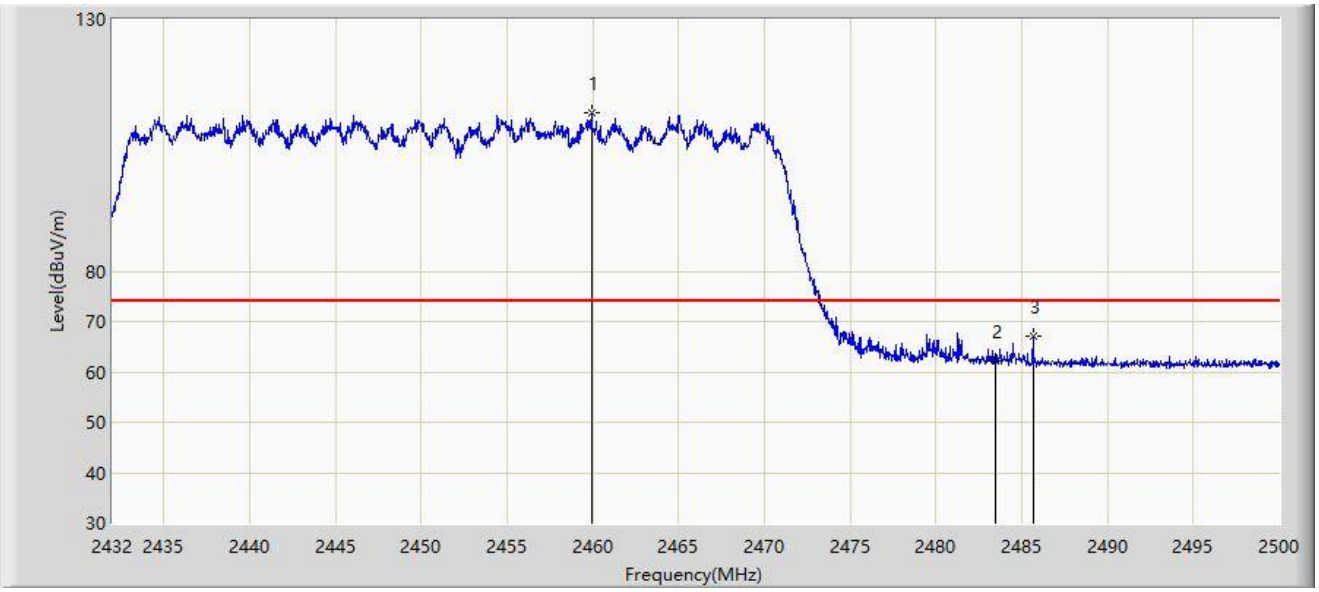

No	Mark	Frequency (MHz)	Measure Level (dBμV/m)	Reading Level (dBμV)	Margin (dB)	Limit (dBμV/m)	Factor (dB/m)	Type
1		2459.914	111.499	79.740	N/A	N/A	31.759	PK
2		2483.500	62.209	30.444	-11.791	74.000	31.765	PK
3	*	2485.652	67.150	35.367	-6.850	74.000	31.783	PK

Note 1: " * ", means this data is the worst emission level.

Note 2: Measure Level (dBμV/m) = Reading Level (dBμV) + Factor (dB/m).

Note 3: Factor (dB/m) = Cable Loss (dB) + Antenna Factor (dB/m).

Site: SIP-AC2	Test Date: 2024-04-09
Limit: FCC_2.4G_RE(3m)	Engineer: Mero Zhou
Probe: BBHA 9120D_02042_1-18GHz	Polarity: Vertical
EUT: ACCESS POINT	Power: AC 120V/60Hz
Test Mode: Transmit by 802.11ax-HE40 at 2452MHz	

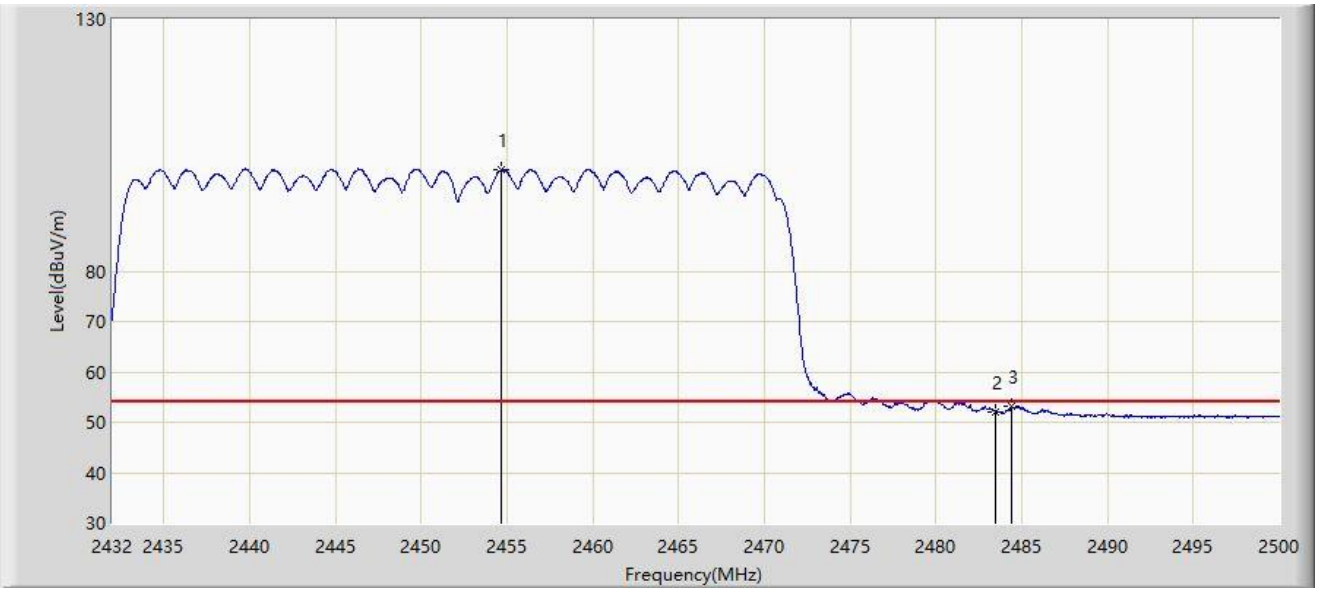

No	Mark	Frequency (MHz)	Measure Level (dBμV/m)	Reading Level (dBμV)	Margin (dB)	Limit (dBμV/m)	Factor (dB/m)	Type
1		2454.678	100.106	68.392	N/A	N/A	31.714	AV
2		2483.500	52.075	20.310	-1.925	54.000	31.765	AV
3	*	2484.428	53.098	21.325	-0.902	54.000	31.773	AV

Note 1: " * ", means this data is the worst emission level.

Note 2: Measure Level (dBμV/m) = Reading Level (dBμV) + Factor (dB/m).

Note 3: Factor (dB/m) = Cable Loss (dB) + Antenna Factor (dB/m).

Site: SIP-AC2	Test Date: 2024-04-09
Limit: FCC_2.4G_RE(3m)	Engineer: Mero Zhou
Probe: BBHA 9120D_02042_1-18GHz	Polarity: Horizontal
EUT: ACCESS POINT	Power: AC 120V/60Hz
Test Mode: Transmit by 802.11be-EHT20 at 2412MHz	

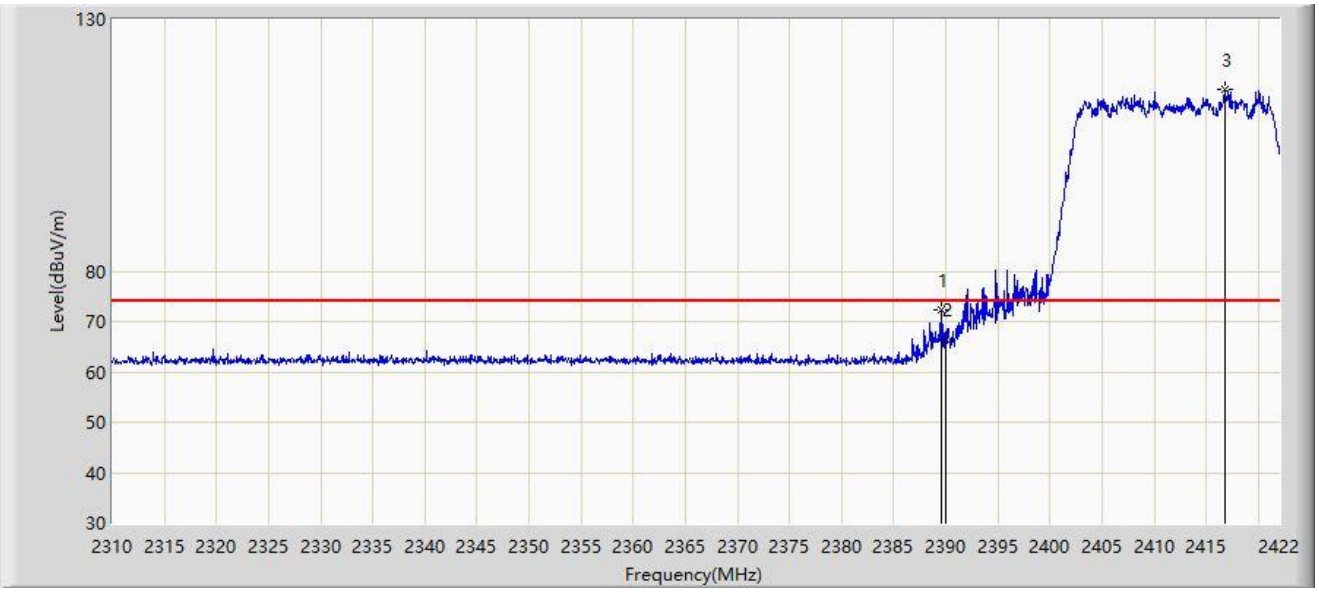

No	Mark	Frequency (MHz)	Measure Level (dBμV/m)	Reading Level (dBμV)	Margin (dB)	Limit (dBμV/m)	Factor (dB/m)	Type
1	*	2389.520	72.415	40.659	-1.585	74.000	31.756	PK
2		2390.000	66.447	34.694	-7.553	74.000	31.753	PK
3		2416.792	116.022	84.327	N/A	N/A	31.694	PK

Note 1: " * ", means this data is the worst emission level.

Note 2: Measure Level (dBμV/m) = Reading Level (dBμV) + Factor (dB/m).

Note 3: Factor (dB/m) = Cable Loss (dB) + Antenna Factor (dB/m).

Site: SIP-AC2	Test Date: 2024-04-09
Limit: FCC_2.4G_RE(3m)	Engineer: Mero Zhou
Probe: BBHA 9120D_02042_1-18GHz	Polarity: Horizontal
EUT: ACCESS POINT	Power: AC 120V/60Hz
Test Mode: Transmit by 802.11be-EHT20 at 2412MHz	

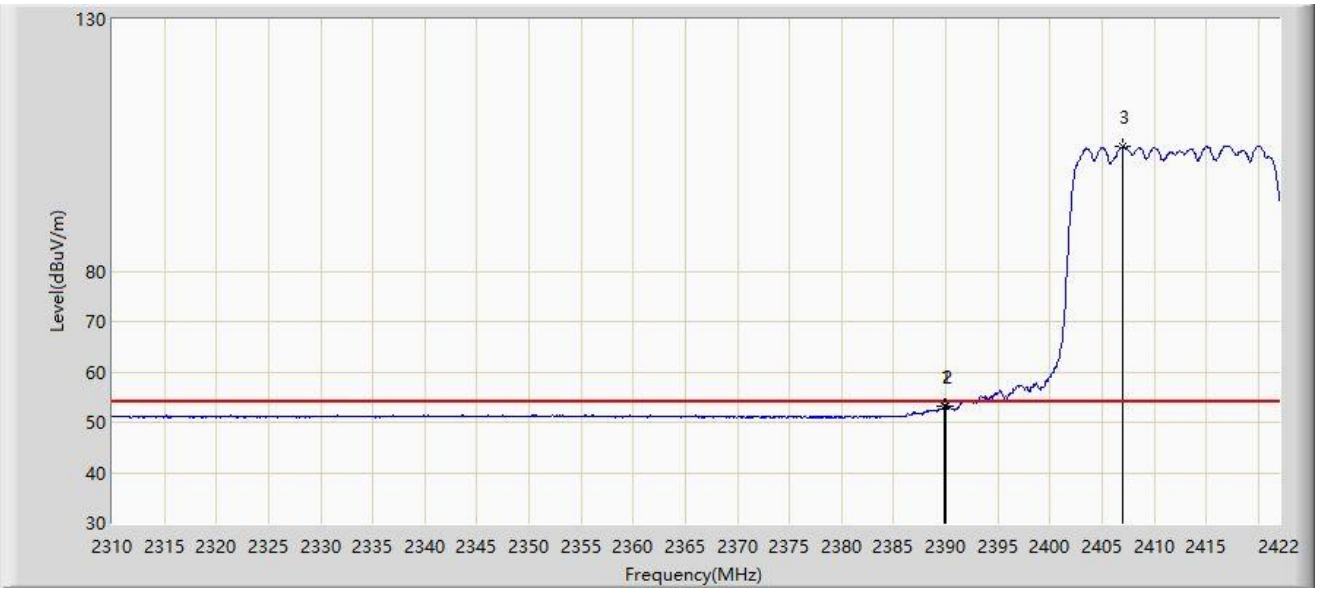

No	Mark	Frequency (MHz)	Measure Level (dBμV/m)	Reading Level (dBμV)	Margin (dB)	Limit (dBμV/m)	Factor (dB/m)	Type
1	*	2389.856	53.133	21.379	-0.867	54.000	31.754	AV
2		2390.000	53.044	21.291	-0.956	54.000	31.753	AV
3		2406.992	104.733	73.021	N/A	N/A	31.713	AV

Note 1: " * ", means this data is the worst emission level.

Note 2: Measure Level (dBμV/m) = Reading Level (dBμV) + Factor (dB/m).

Note 3: Factor (dB/m) = Cable Loss (dB) + Antenna Factor (dB/m).

Site: SIP-AC2	Test Date: 2024-04-09
Limit: FCC_2.4G_RE(3m)	Engineer: Mero Zhou
Probe: BBHA 9120D_02042_1-18GHz	Polarity: Vertical
EUT: ACCESS POINT	Power: AC 120V/60Hz
Test Mode: Transmit by 802.11be-EHT20 at 2412MHz	

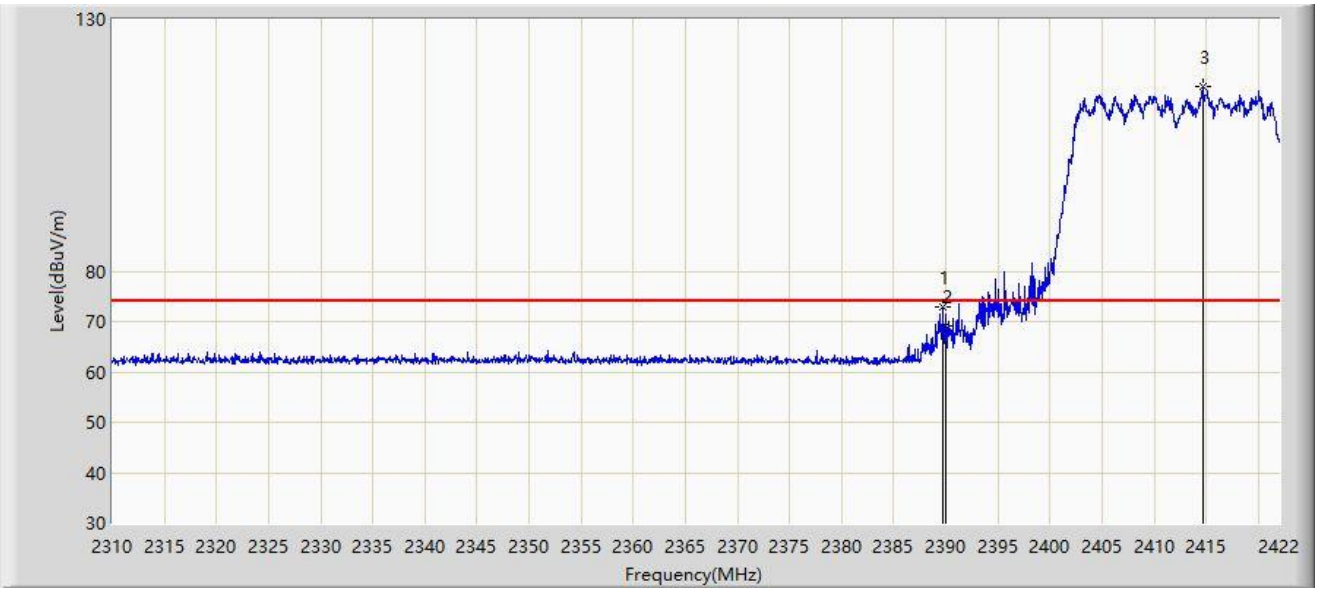

No	Mark	Frequency (MHz)	Measure Level (dBμV/m)	Reading Level (dBμV)	Margin (dB)	Limit (dBμV/m)	Factor (dB/m)	Type
1	*	2389.744	72.862	41.107	-1.138	74.000	31.755	PK
2		2390.000	69.230	37.477	-4.770	74.000	31.753	PK
3		2414.664	116.553	84.853	N/A	N/A	31.700	PK

Note 1: " * ", means this data is the worst emission level.

Note 2: Measure Level (dBμV/m) = Reading Level (dBμV) + Factor (dB/m).

Note 3: Factor (dB/m) = Cable Loss (dB) + Antenna Factor (dB/m).

Site: SIP-AC2	Test Date: 2024-04-09
Limit: FCC_2.4G_RE(3m)	Engineer: Mero Zhou
Probe: BBHA 9120D_02042_1-18GHz	Polarity: Vertical
EUT: ACCESS POINT	Power: AC 120V/60Hz
Test Mode: Transmit by 802.11be-EHT20 at 2412MHz	

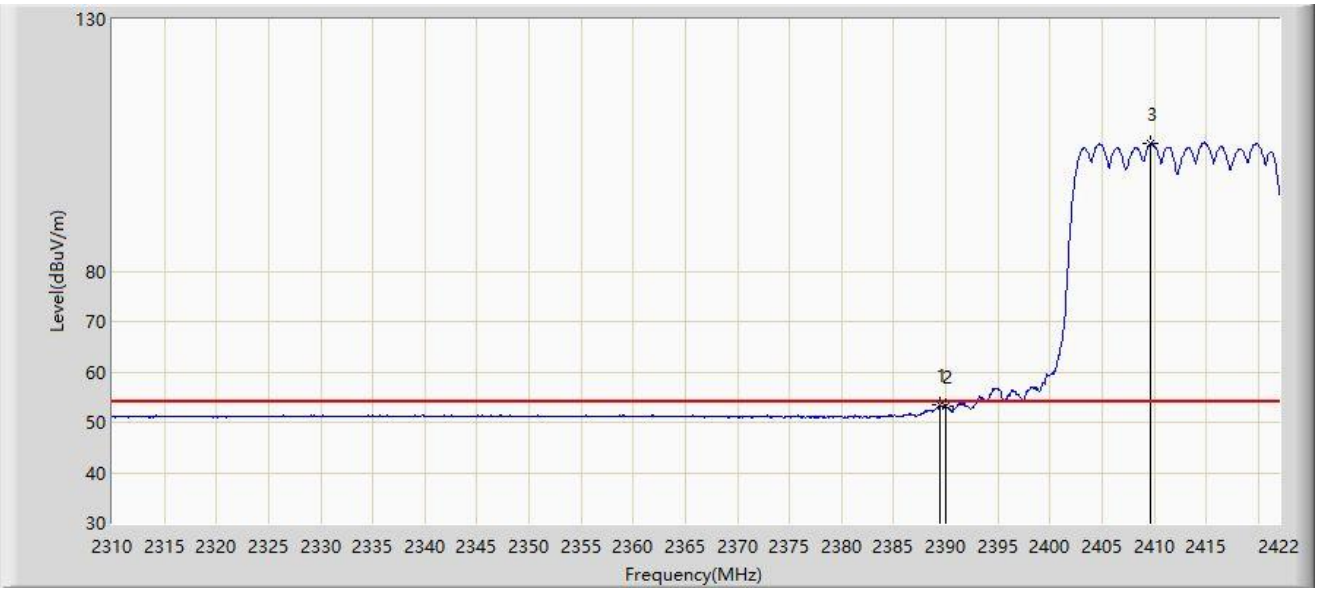

No	Mark	Frequency (MHz)	Measure Level (dBµV/m)	Reading Level (dBµV)	Margin (dB)	Limit (dBµV/m)	Factor (dB/m)	Type
1	*	2389.464	53.354	21.597	-0.646	54.000	31.756	AV
2		2390.000	53.211	21.458	-0.789	54.000	31.753	AV
3		2409.680	105.363	73.653	N/A	N/A	31.710	AV

Note 1: " * ", means this data is the worst emission level.

Note 2: Measure Level (dBµV/m) = Reading Level (dBµV) + Factor (dB/m).

Note 3: Factor (dB/m) = Cable Loss (dB) + Antenna Factor (dB/m).

Site: SIP-AC2	Test Date: 2024-04-23
Limit: FCC_2.4G_RE(3m)	Engineer: Mero Zhou
Probe: BBHA 9120D_02042_1-18GHz	Polarity: Vertical
EUT: ACCESS POINT	Power: AC 120V/60Hz
Test Mode: Transmit by 802.11be-EHT20 at 2437MHz	

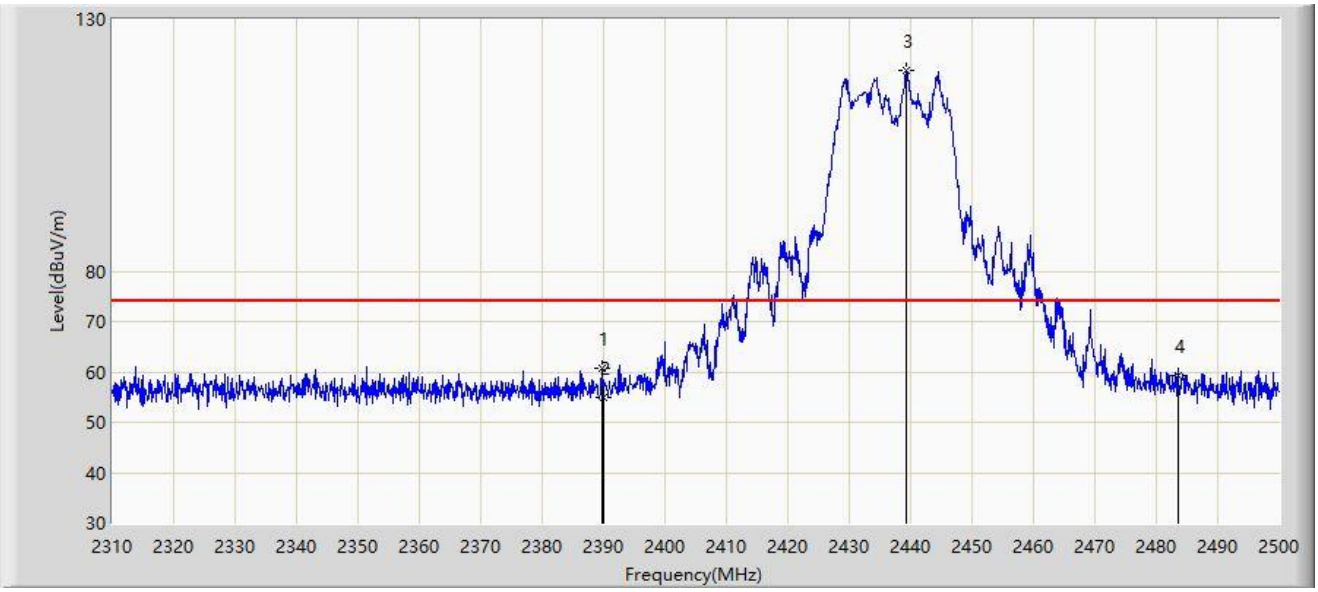

No	Mark	Frequency (MHz)	Measure Level (dBμV/m)	Reading Level (dBμV)	Margin (dB)	Limit (dBμV/m)	Factor (dB/m)	Type
1	*	2389.800	60.701	28.947	-13.299	74.000	31.754	PK
2		2390.000	55.069	23.316	-18.931	74.000	31.753	PK
3		2439.390	119.776	88.132	N/A	N/A	31.643	PK
4		2483.500	59.359	27.594	-14.641	74.000	31.765	PK

Note 1: " * ", means this data is the worst emission level.

Note 2: Measure Level (dBμV/m) = Reading Level (dBμV) + Factor (dB/m).

Note 3: Factor (dB/m) = Cable Loss (dB) + Antenna Factor (dB/m).

Site: SIP-AC2	Test Date: 2024-04-23
Limit: FCC_2.4G_RE(3m)	Engineer: Mero Zhou
Probe: BBHA 9120D_02042_1-18GHz	Polarity: Vertical
EUT: ACCESS POINT	Power: AC 120V/60Hz
Test Mode: Transmit by 802.11be-EHT20 at 2437MHz	

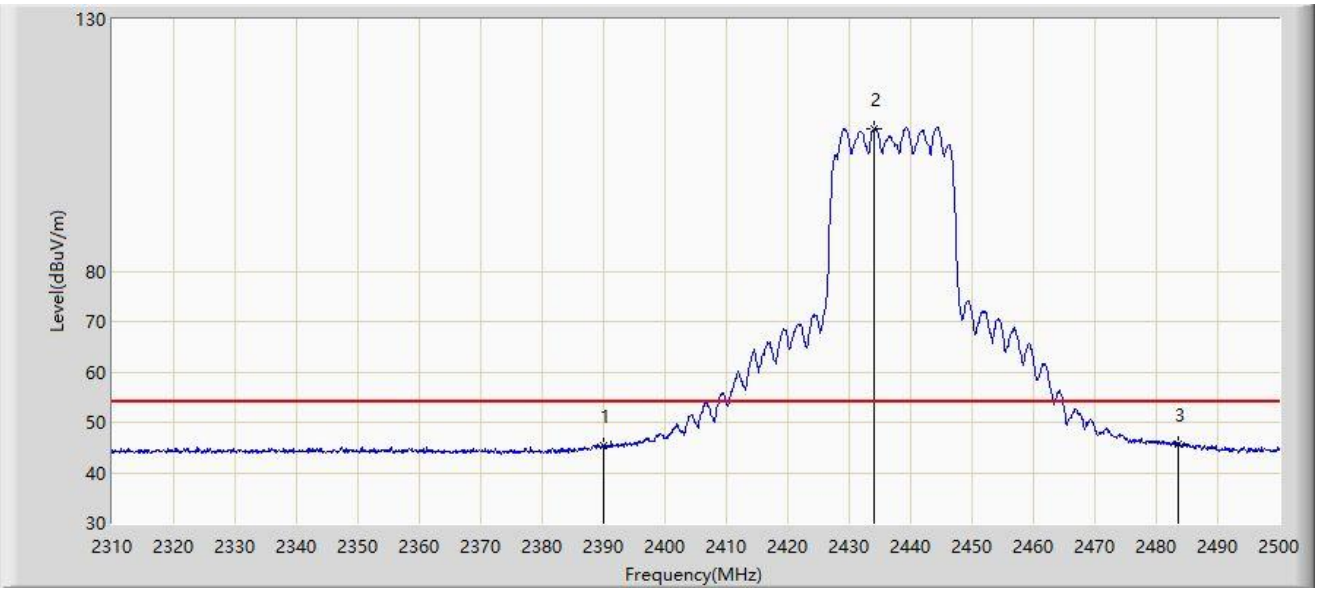

No	Mark	Frequency (MHz)	Measure Level (dBμV/m)	Reading Level (dBμV)	Margin (dB)	Limit (dBμV/m)	Factor (dB/m)	Type
1		2390.000	45.330	13.577	-8.670	54.000	31.753	AV
2		2433.975	108.186	76.531	N/A	N/A	31.655	AV
3	*	2483.500	45.703	13.938	-8.297	54.000	31.765	AV

Note 1: " * ", means this data is the worst emission level.

Note 2: Measure Level (dBμV/m) = Reading Level (dBμV) + Factor (dB/m).

Note 3: Factor (dB/m) = Cable Loss (dB) + Antenna Factor (dB/m).

Site: SIP-AC2	Test Date: 2024-04-23
Limit: FCC_2.4G_RE(3m)	Engineer: Mero Zhou
Probe: BBHA 9120D_02042_1-18GHz	Polarity: Vertical
EUT: ACCESS POINT	Power: AC 120V/60Hz
Test Mode: Transmit by 802.11be-EHT20 at 2457MHz	

No	Mark	Frequency (MHz)	Measure Level (dBμV/m)	Reading Level (dBμV)	Margin (dB)	Limit (dBμV/m)	Factor (dB/m)	Type
1		2463.881	117.188	85.417	N/A	N/A	31.771	PK
2		2483.500	66.404	34.639	-7.596	74.000	31.765	PK
3	*	2484.312	73.357	41.585	-0.643	74.000	31.772	PK

Note 1: " * ", means this data is the worst emission level.

Note 2: Measure Level (dBμV/m) = Reading Level (dBμV) + Factor (dB/m).

Note 3: Factor (dB/m) = Cable Loss (dB) + Antenna Factor (dB/m).

Site: SIP-AC2	Test Date: 2024-04-23
Limit: FCC_2.4G_RE(3m)	Engineer: Mero Zhou
Probe: BBHA 9120D_02042_1-18GHz	Polarity: Vertical
EUT: ACCESS POINT	Power: AC 120V/60Hz
Test Mode: Transmit by 802.11be-EHT20 at 2457MHz	

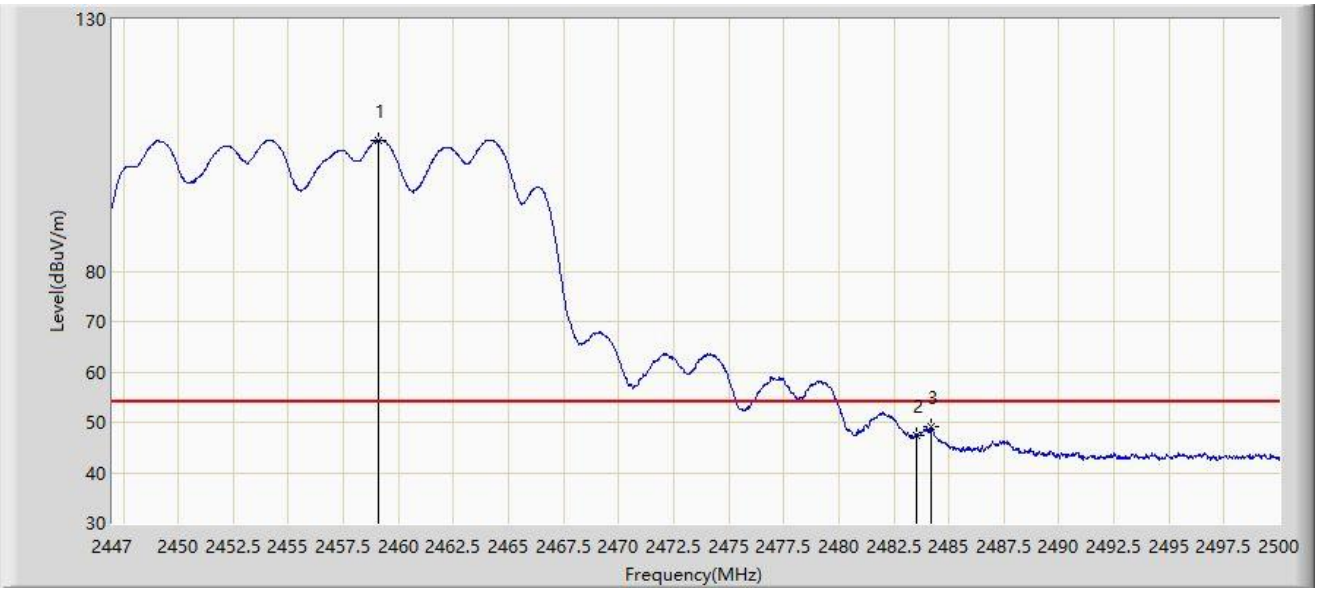

No	Mark	Frequency (MHz)	Measure Level (dBμV/m)	Reading Level (dBμV)	Margin (dB)	Limit (dBμV/m)	Factor (dB/m)	Type
1		2459.084	106.029	74.277	N/A	N/A	31.751	AV
2		2483.500	47.329	15.564	-6.671	54.000	31.765	AV
3	*	2484.206	49.203	17.432	-4.797	54.000	31.771	AV

Note 1: " * ", means this data is the worst emission level.

Note 2: Measure Level (dBμV/m) = Reading Level (dBμV) + Factor (dB/m).

Note 3: Factor (dB/m) = Cable Loss (dB) + Antenna Factor (dB/m).

Site: SIP-AC2	Test Date: 2024-04-09
Limit: FCC_2.4G_RE(3m)	Engineer: Mero Zhou
Probe: BBHA 9120D_02042_1-18GHz	Polarity: Horizontal
EUT: ACCESS POINT	Power: AC 120V/60Hz
Test Mode: Transmit by 802.11be-EHT20 at 2462MHz	

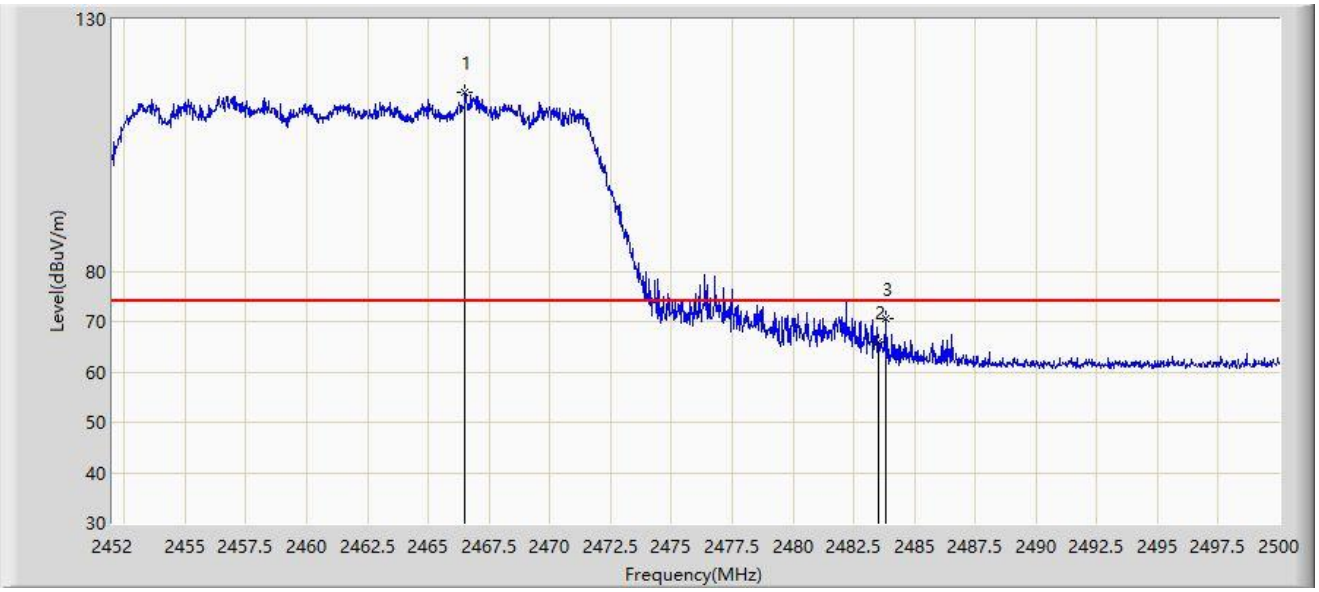

No	Mark	Frequency (MHz)	Measure Level (dBµV/m)	Reading Level (dBµV)	Margin (dB)	Limit (dBµV/m)	Factor (dB/m)	Type
1		2466.520	115.609	83.845	N/A	N/A	31.764	PK
2		2483.500	65.925	34.160	-8.075	74.000	31.765	PK
3	*	2483.824	70.493	38.725	-3.507	74.000	31.768	PK

Note 1: " * ", means this data is the worst emission level.

Note 2: Measure Level (dBµV/m) = Reading Level (dBµV) + Factor (dB/m).

Note 3: Factor (dB/m) = Cable Loss (dB) + Antenna Factor (dB/m).

Site: SIP-AC2	Test Date: 2024-04-09
Limit: FCC_2.4G_RE(3m)	Engineer: Mero Zhou
Probe: BBHA 9120D_02042_1-18GHz	Polarity: Horizontal
EUT: ACCESS POINT	Power: AC 120V/60Hz
Test Mode: Transmit by 802.11be-EHT20 at 2462MHz	

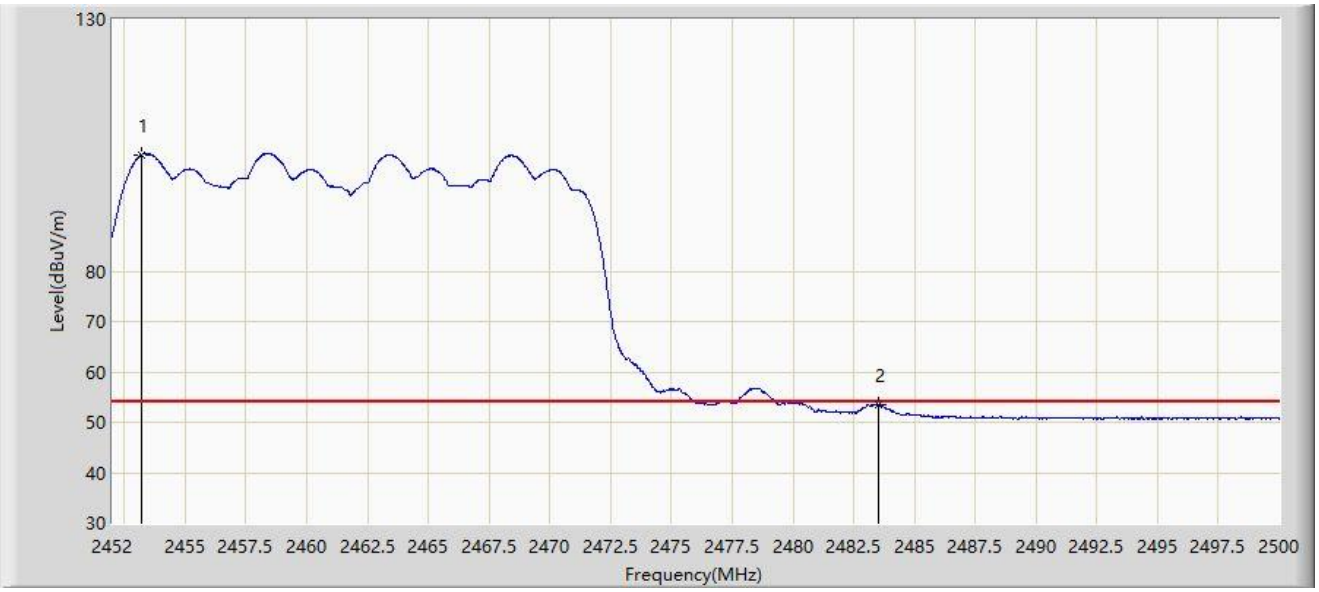

No	Mark	Frequency (MHz)	Measure Level (dBμV/m)	Reading Level (dBμV)	Margin (dB)	Limit (dBμV/m)	Factor (dB/m)	Type
1		2453.224	103.170	71.468	N/A	N/A	31.701	AV
2	*	2483.500	53.477	21.712	-0.523	54.000	31.765	AV

Note 1: " * ", means this data is the worst emission level.

Note 2: Measure Level (dBμV/m) = Reading Level (dBμV) + Factor (dB/m).

Note 3: Factor (dB/m) = Cable Loss (dB) + Antenna Factor (dB/m).

Site: SIP-AC2	Test Date: 2024-04-09
Limit: FCC_2.4G_RE(3m)	Engineer: Mero Zhou
Probe: BBHA 9120D_02042_1-18GHz	Polarity: Vertical
EUT: ACCESS POINT	Power: AC 120V/60Hz
Test Mode: Transmit by 802.11be-EHT20 at 2462MHz	

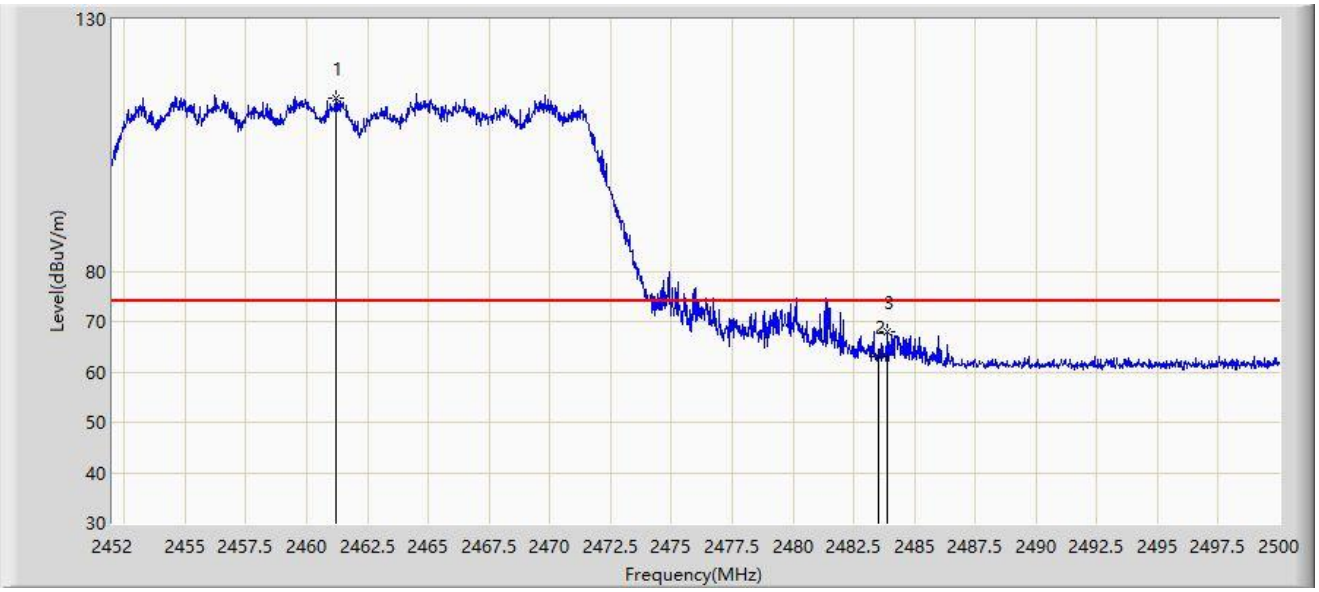

No	Mark	Frequency (MHz)	Measure Level (dBµV/m)	Reading Level (dBµV)	Margin (dB)	Limit (dBµV/m)	Factor (dB/m)	Type
1		2461.192	114.217	82.447	N/A	N/A	31.769	PK
2		2483.500	63.032	31.267	-10.968	74.000	31.765	PK
3	*	2483.896	67.868	36.099	-6.132	74.000	31.768	PK

Note 1: " * ", means this data is the worst emission level.

Note 2: Measure Level (dBµV/m) = Reading Level (dBµV) + Factor (dB/m).

Note 3: Factor (dB/m) = Cable Loss (dB) + Antenna Factor (dB/m).

Site: SIP-AC2	Test Date: 2024-04-09
Limit: FCC_2.4G_RE(3m)	Engineer: Mero Zhou
Probe: BBHA 9120D_02042_1-18GHz	Polarity: Vertical
EUT: ACCESS POINT	Power: AC 120V/60Hz
Test Mode: Transmit by 802.11be-EHT20 at 2462MHz	

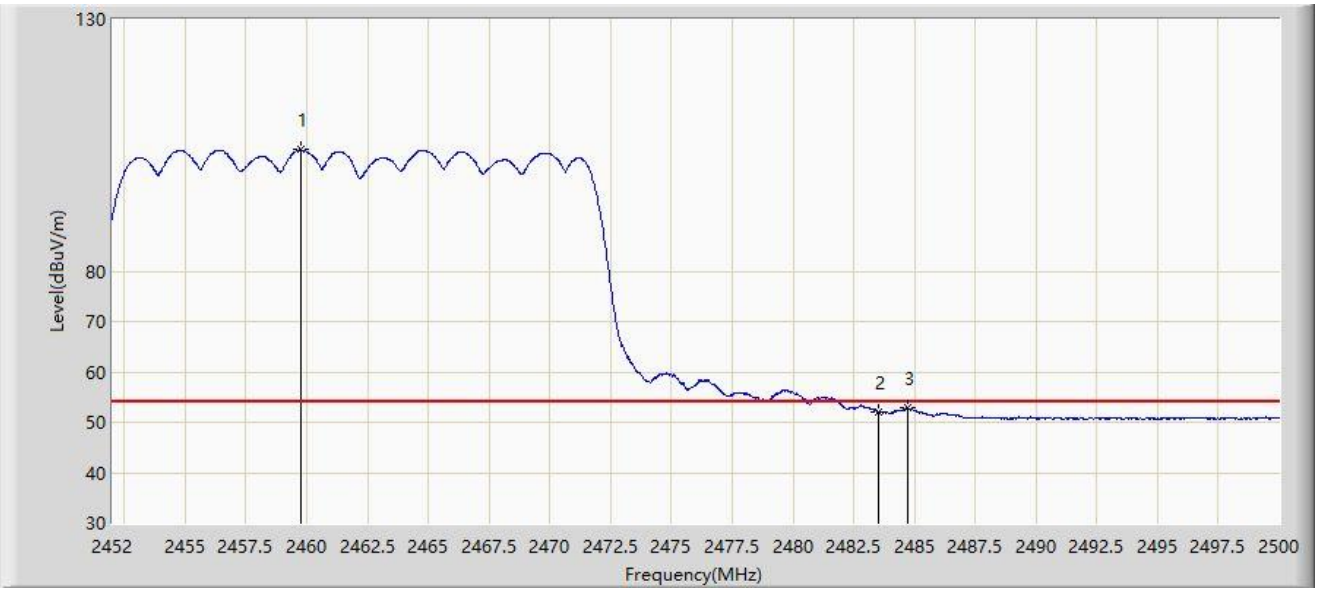

No	Mark	Frequency (MHz)	Measure Level (dBμV/m)	Reading Level (dBμV)	Margin (dB)	Limit (dBμV/m)	Factor (dB/m)	Type
1		2459.752	104.104	72.347	N/A	N/A	31.757	AV
2		2483.500	52.059	20.294	-1.941	54.000	31.765	AV
3	*	2484.712	52.829	21.054	-1.171	54.000	31.776	AV

Note 1: " * ", means this data is the worst emission level.

Note 2: Measure Level (dBμV/m) = Reading Level (dBμV) + Factor (dB/m).

Note 3: Factor (dB/m) = Cable Loss (dB) + Antenna Factor (dB/m).

Site: SIP-AC2	Test Date: 2024-04-09
Limit: FCC_2.4G_RE(3m)	Engineer: Mero Zhou
Probe: BBHA 9120D_02042_1-18GHz	Polarity: Horizontal
EUT: ACCESS POINT	Power: AC 120V/60Hz
Test Mode: Transmit by 802.11be-EHT40 at 2422MHz	

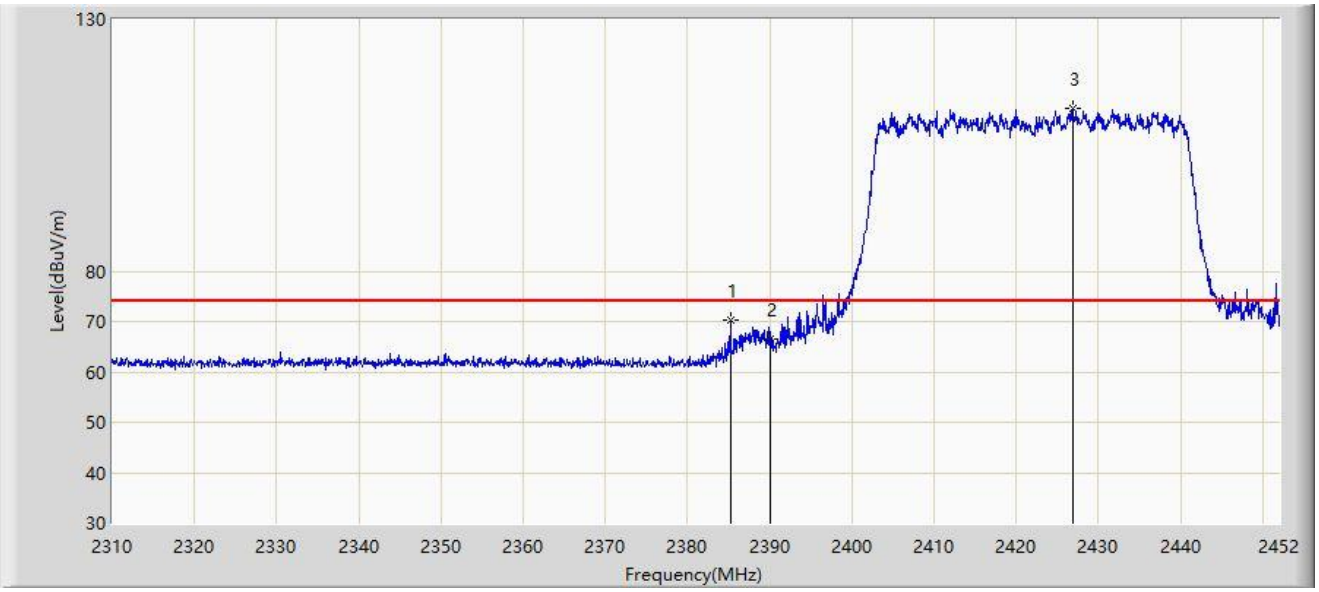

No	Mark	Frequency (MHz)	Measure Level (dBµV/m)	Reading Level (dBµV)	Margin (dB)	Limit (dBµV/m)	Factor (dB/m)	Type
1	*	2385.189	70.368	38.582	-3.632	74.000	31.786	PK
2		2390.000	66.491	34.738	-7.509	74.000	31.753	PK
3		2426.866	112.226	80.555	N/A	N/A	31.671	PK

Note 1: " * ", means this data is the worst emission level.

Note 2: Measure Level (dBµV/m) = Reading Level (dBµV) + Factor (dB/m).

Note 3: Factor (dB/m) = Cable Loss (dB) + Antenna Factor (dB/m).

Site: SIP-AC2	Test Date: 2024-04-09
Limit: FCC_2.4G_RE(3m)	Engineer: Mero Zhou
Probe: BBHA 9120D_02042_1-18GHz	Polarity: Horizontal
EUT: ACCESS POINT	Power: AC 120V/60Hz
Test Mode: Transmit by 802.11be-EHT40 at 2422MHz	

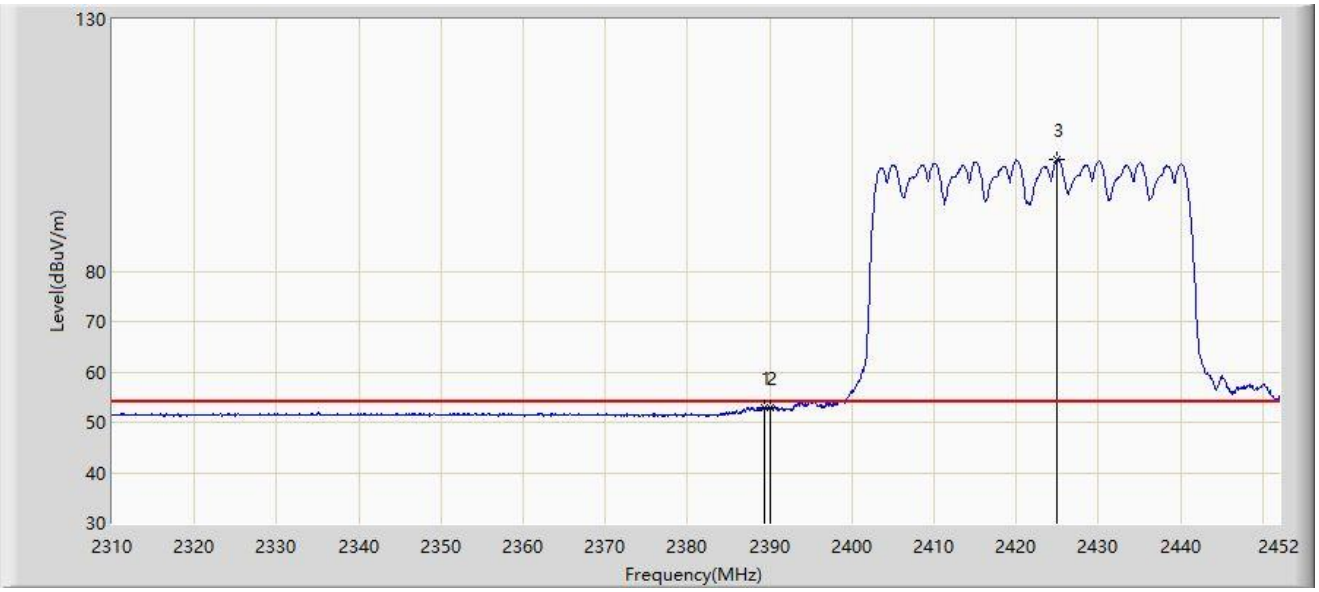

No	Mark	Frequency (MHz)	Measure Level (dBμV/m)	Reading Level (dBμV)	Margin (dB)	Limit (dBμV/m)	Factor (dB/m)	Type
1	*	2389.449	53.010	21.253	-0.990	54.000	31.756	AV
2		2390.000	52.837	21.084	-1.163	54.000	31.753	AV
3		2425.020	102.278	70.603	N/A	N/A	31.675	AV

Note 1: " * ", means this data is the worst emission level.

Note 2: Measure Level (dBμV/m) = Reading Level (dBμV) + Factor (dB/m).

Note 3: Factor (dB/m) = Cable Loss (dB) + Antenna Factor (dB/m).

Site: SIP-AC2	Test Date: 2024-04-09
Limit: FCC_2.4G_RE(3m)	Engineer: Mero Zhou
Probe: BBHA 9120D_02042_1-18GHz	Polarity: Vertical
EUT: ACCESS POINT	Power: AC 120V/60Hz
Test Mode: Transmit by 802.11be-EHT40 at 2422MHz	

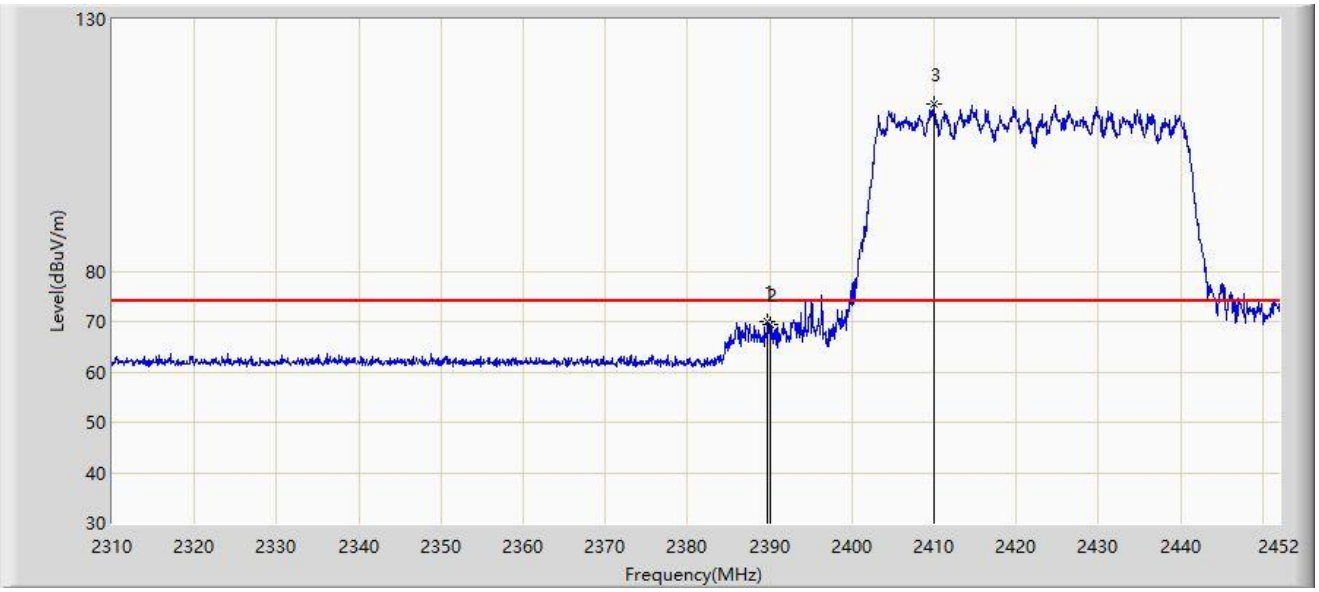

No	Mark	Frequency (MHz)	Measure Level (dBµV/m)	Reading Level (dBµV)	Margin (dB)	Limit (dBµV/m)	Factor (dB/m)	Type
1	*	2389.733	70.126	38.371	-3.874	74.000	31.755	PK
2		2390.000	69.517	37.764	-4.483	74.000	31.753	PK
3		2409.968	113.313	81.604	N/A	N/A	31.709	PK

Note 1: " * ", means this data is the worst emission level.

Note 2: Measure Level (dBµV/m) = Reading Level (dBµV) + Factor (dB/m).

Note 3: Factor (dB/m) = Cable Loss (dB) + Antenna Factor (dB/m).

Site: SIP-AC2	Test Date: 2024-04-09
Limit: FCC_2.4G_RE(3m)	Engineer: Mero Zhou
Probe: BBHA 9120D_02042_1-18GHz	Polarity: Vertical
EUT: ACCESS POINT	Power: AC 120V/60Hz
Test Mode: Transmit by 802.11be-EHT40 at 2422MHz	

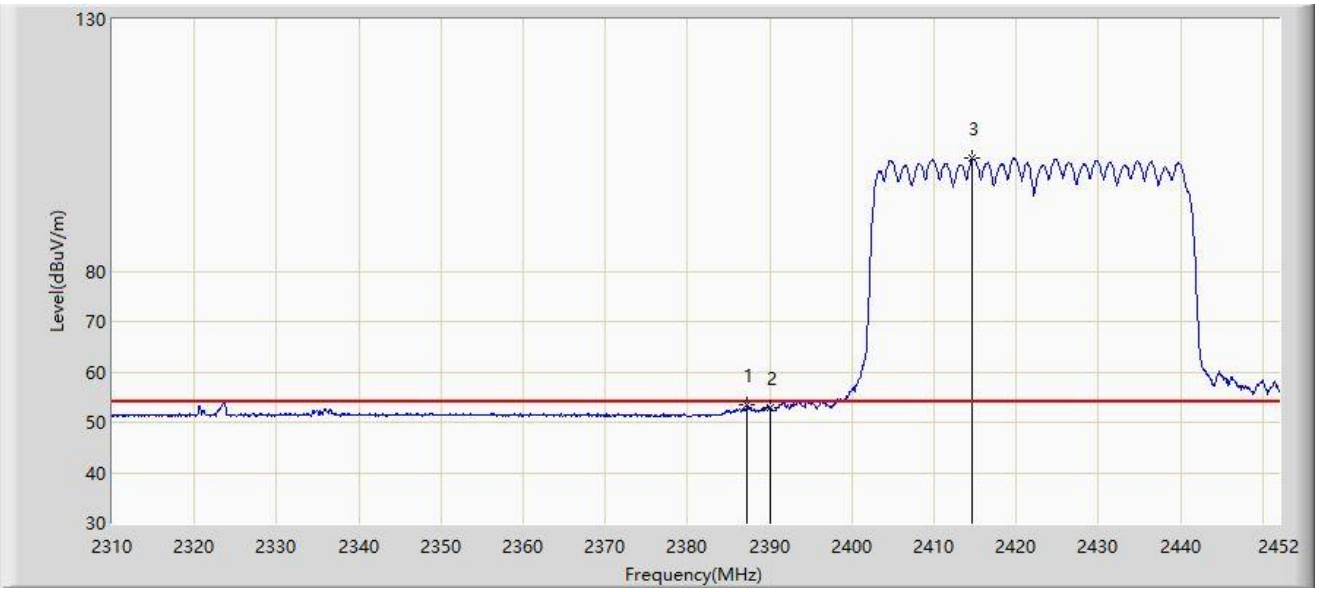

No	Mark	Frequency (MHz)	Measure Level (dBμV/m)	Reading Level (dBμV)	Margin (dB)	Limit (dBμV/m)	Factor (dB/m)	Type
1	*	2387.248	53.479	21.707	-0.521	54.000	31.772	AV
2		2390.000	52.955	21.202	-1.045	54.000	31.753	AV
3		2414.654	102.363	70.663	N/A	N/A	31.700	AV

Note 1: " * ", means this data is the worst emission level.

Note 2: Measure Level (dBμV/m) = Reading Level (dBμV) + Factor (dB/m).

Note 3: Factor (dB/m) = Cable Loss (dB) + Antenna Factor (dB/m).

Site: SIP-AC2	Test Date: 2024-04-23
Limit: FCC_2.4G_RE(3m)	Engineer: Mero Zhou
Probe: BBHA 9120D_02042_1-18GHz	Polarity: Vertical
EUT: ACCESS POINT	Power: AC 120V/60Hz
Test Mode: Transmit by 802.11be-EHT40 at 2437MHz	

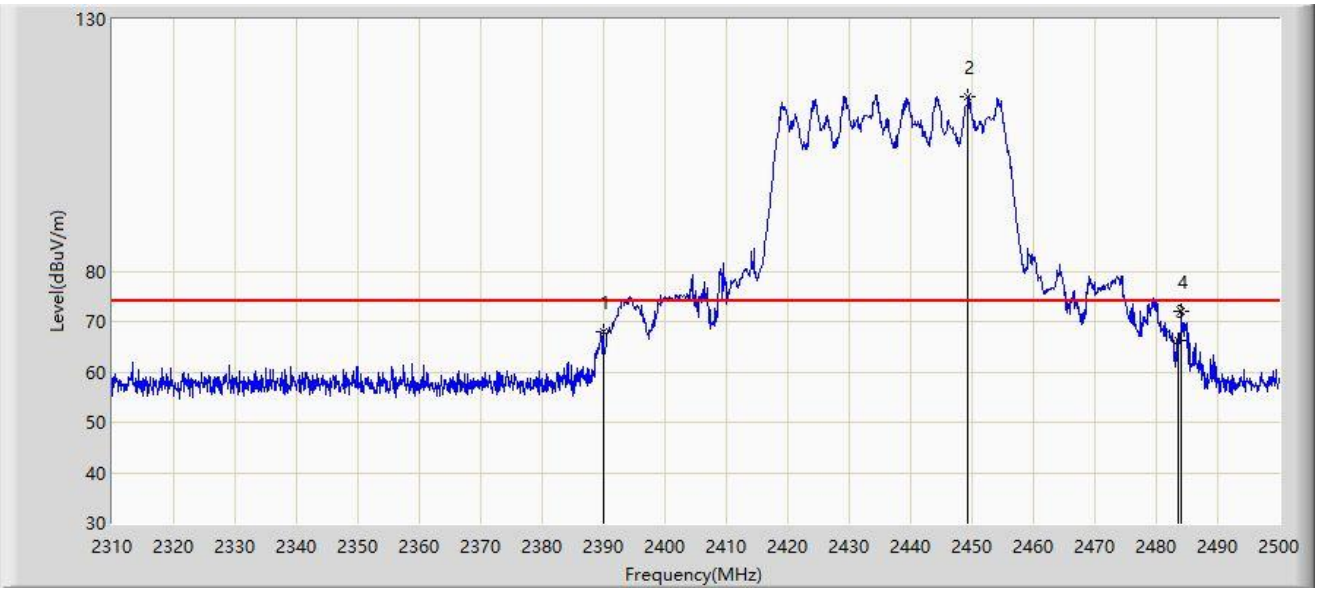

No	Mark	Frequency (MHz)	Measure Level (dBµV/m)	Reading Level (dBµV)	Margin (dB)	Limit (dBµV/m)	Factor (dB/m)	Type
1		2390.000	68.025	36.272	-5.975	74.000	31.753	PK
2		2449.365	114.720	83.051	N/A	N/A	31.669	PK
3		2483.500	66.125	34.360	-7.875	74.000	31.765	PK
4	*	2484.040	72.045	40.275	-1.955	74.000	31.770	PK

Note 1: " * ", means this data is the worst emission level.

Note 2: Measure Level (dBµV/m) = Reading Level (dBµV) + Factor (dB/m).

Note 3: Factor (dB/m) = Cable Loss (dB) + Antenna Factor (dB/m).

Site: SIP-AC2	Test Date: 2024-04-23
Limit: FCC_2.4G_RE(3m)	Engineer: Mero Zhou
Probe: BBHA 9120D_02042_1-18GHz	Polarity: Vertical
EUT: ACCESS POINT	Power: AC 120V/60Hz
Test Mode: Transmit by 802.11be-EHT40 at 2437MHz	

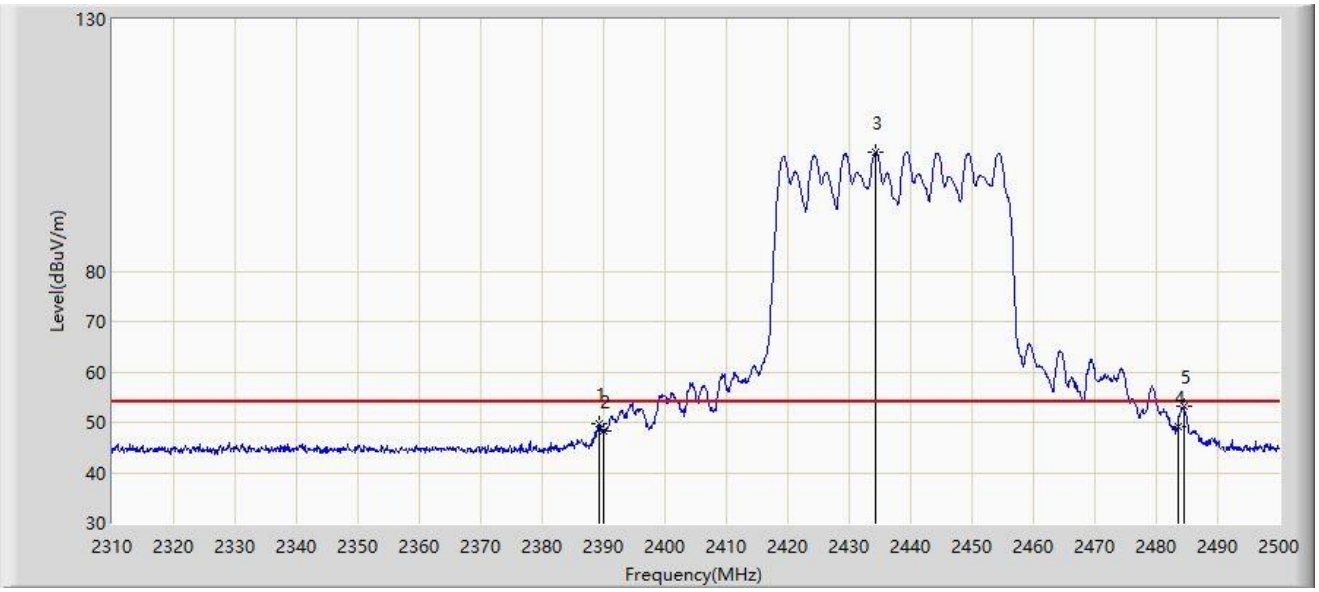

No	Mark	Frequency (MHz)	Measure Level (dBµV/m)	Reading Level (dBµV)	Margin (dB)	Limit (dBµV/m)	Factor (dB/m)	Type
1		2389.325	49.711	17.953	-4.289	54.000	31.758	AV
2		2390.000	48.209	16.456	-5.791	54.000	31.753	AV
3		2434.260	103.633	71.978	N/A	N/A	31.654	AV
4		2483.500	49.152	17.387	-4.848	54.000	31.765	AV
5	*	2484.515	53.087	21.313	-0.913	54.000	31.774	AV

Note 1: " * ", means this data is the worst emission level.

Note 2: Measure Level (dBµV/m) = Reading Level (dBµV) + Factor (dB/m).

Note 3: Factor (dB/m) = Cable Loss (dB) + Antenna Factor (dB/m).

Site: SIP-AC2	Test Date: 2024-04-23
Limit: FCC_2.4G_RE(3m)	Engineer: Mero Zhou
Probe: BBHA 9120D_02042_1-18GHz	Polarity: Vertical
EUT: ACCESS POINT	Power: AC 120V/60Hz
Test Mode: Transmit by 802.11be-EHT40 at 2447MHz	

No	Mark	Frequency (MHz)	Measure Level (dBμV/m)	Reading Level (dBμV)	Margin (dB)	Limit (dBμV/m)	Factor (dB/m)	Type
1		2429.373	113.143	81.478	N/A	N/A	31.665	PK
2		2483.500	66.206	34.441	-7.794	74.000	31.765	PK
3	*	2483.575	69.097	37.331	-4.903	74.000	31.766	PK

Note 1: " * ", means this data is the worst emission level.

Note 2: Measure Level (dBμV/m) = Reading Level (dBμV) + Factor (dB/m).

Note 3: Factor (dB/m) = Cable Loss (dB) + Antenna Factor (dB/m).

Site: SIP-AC2	Test Date: 2024-04-23
Limit: FCC_2.4G_RE(3m)	Engineer: Mero Zhou
Probe: BBHA 9120D_02042_1-18GHz	Polarity: Vertical
EUT: ACCESS POINT	Power: AC 120V/60Hz
Test Mode: Transmit by 802.11be-EHT40 at 2447MHz	

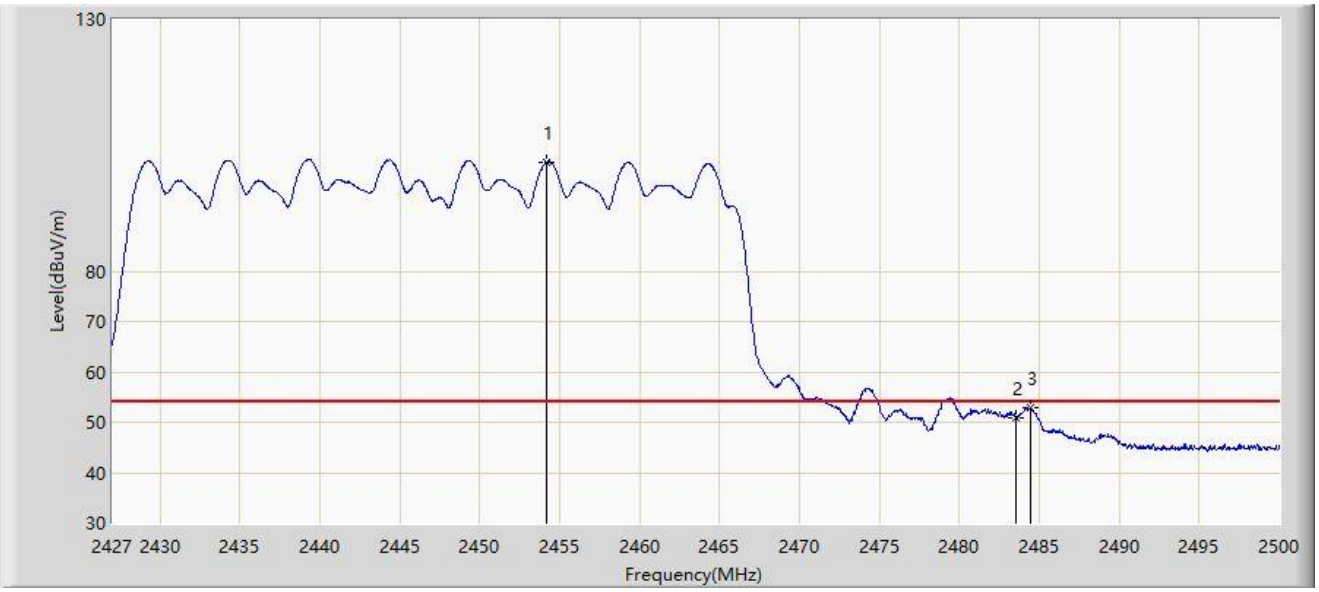

No	Mark	Frequency (MHz)	Measure Level (dBμV/m)	Reading Level (dBμV)	Margin (dB)	Limit (dBμV/m)	Factor (dB/m)	Type
1		2454.192	101.606	69.896	N/A	N/A	31.710	AV
2		2483.500	50.953	19.188	-3.047	54.000	31.765	AV
3	*	2484.488	52.858	21.085	-1.142	54.000	31.774	AV

Note 1: " * ", means this data is the worst emission level.

Note 2: Measure Level (dBμV/m) = Reading Level (dBμV) + Factor (dB/m).

Note 3: Factor (dB/m) = Cable Loss (dB) + Antenna Factor (dB/m).

Site: SIP-AC2	Test Date: 2024-04-09
Limit: FCC_2.4G_RE(3m)	Engineer: Mero Zhou
Probe: BBHA 9120D_02042_1-18GHz	Polarity: Horizontal
EUT: ACCESS POINT	Power: AC 120V/60Hz
Test Mode: Transmit by 802.11be-EHT40 at 2452MHz	

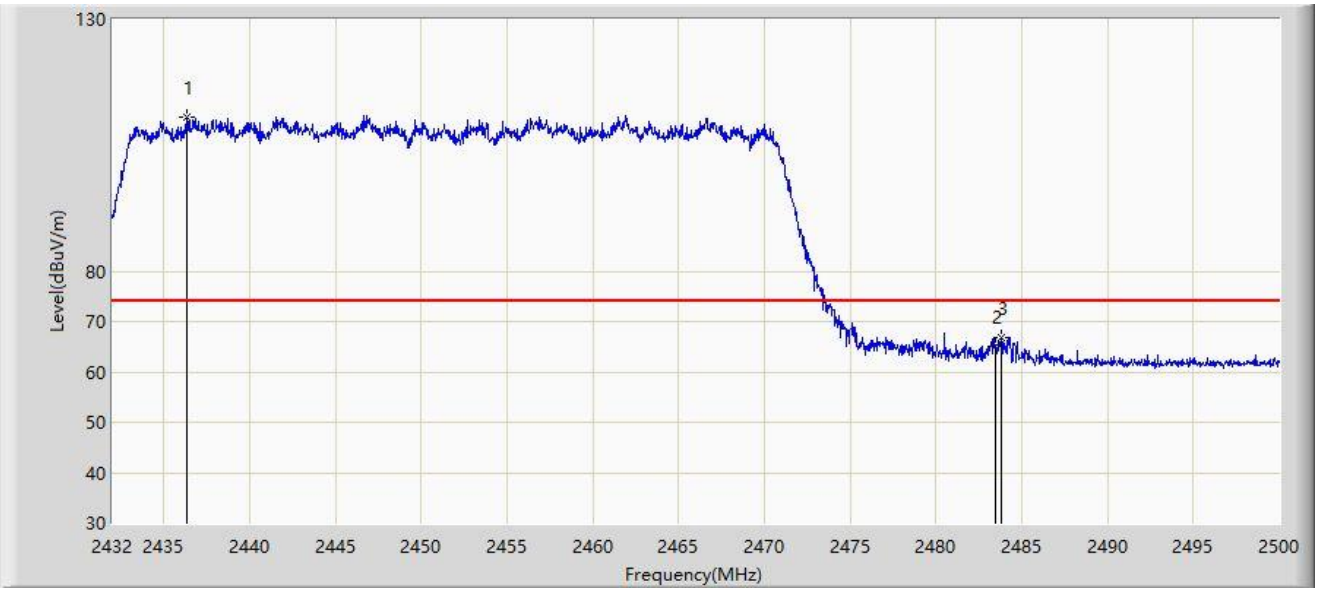

No	Mark	Frequency (MHz)	Measure Level (dBμV/m)	Reading Level (dBμV)	Margin (dB)	Limit (dBμV/m)	Factor (dB/m)	Type
1		2436.352	110.591	78.941	N/A	N/A	31.650	PK
2		2483.500	64.949	33.184	-9.051	74.000	31.765	PK
3	*	2483.816	66.769	35.001	-7.231	74.000	31.768	PK

Note 1: " * ", means this data is the worst emission level.

Note 2: Measure Level (dBμV/m) = Reading Level (dBμV) + Factor (dB/m).

Note 3: Factor (dB/m) = Cable Loss (dB) + Antenna Factor (dB/m).

Site: SIP-AC2	Test Date: 2024-04-09
Limit: FCC_2.4G_RE(3m)	Engineer: Mero Zhou
Probe: BBHA 9120D_02042_1-18GHz	Polarity: Horizontal
EUT: ACCESS POINT	Power: AC 120V/60Hz
Test Mode: Transmit by 802.11be-EHT40 at 2452MHz	

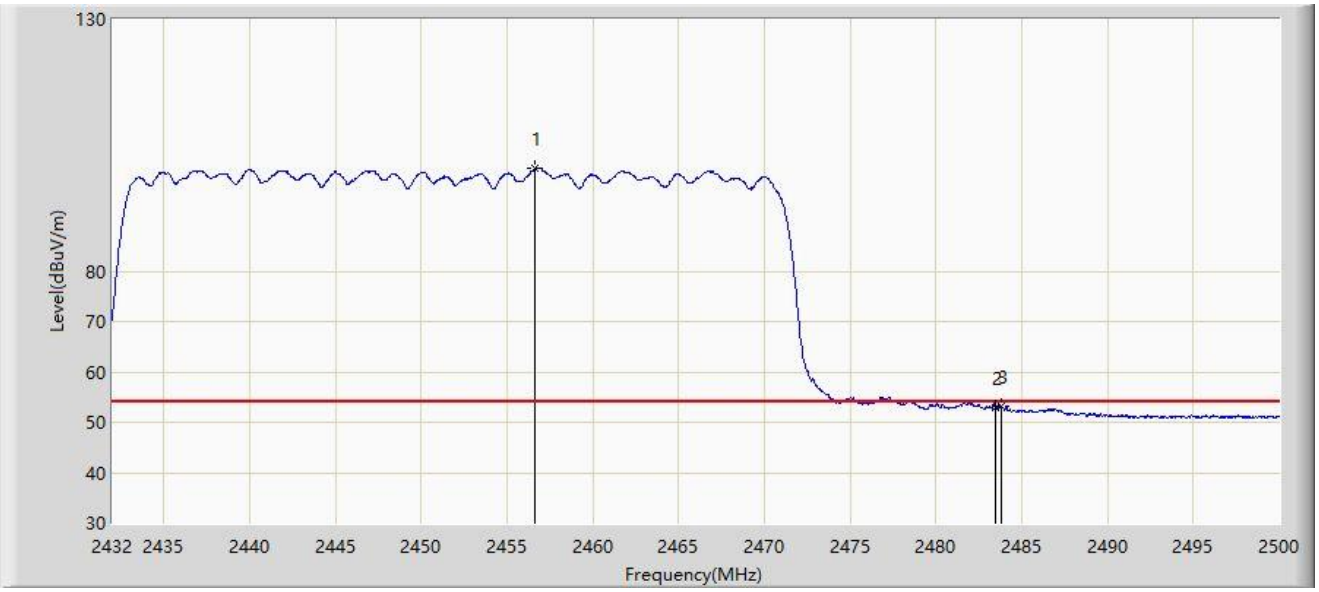

No	Mark	Frequency (MHz)	Measure Level (dBμV/m)	Reading Level (dBμV)	Margin (dB)	Limit (dBμV/m)	Factor (dB/m)	Type
1		2456.650	100.389	68.658	N/A	N/A	31.731	AV
2		2483.500	53.006	21.241	-0.994	54.000	31.765	AV
3	*	2483.782	53.234	21.466	-0.766	54.000	31.767	AV

Note 1: " * ", means this data is the worst emission level.

Note 2: Measure Level (dBμV/m) = Reading Level (dBμV) + Factor (dB/m).

Note 3: Factor (dB/m) = Cable Loss (dB) + Antenna Factor (dB/m).

Site: SIP-AC2	Test Date: 2024-04-09
Limit: FCC_2.4G_RE(3m)	Engineer: Mero Zhou
Probe: BBHA 9120D_02042_1-18GHz	Polarity: Vertical
EUT: ACCESS POINT	Power: AC 120V/60Hz
Test Mode: Transmit by 802.11be-EHT40 at 2452MHz	

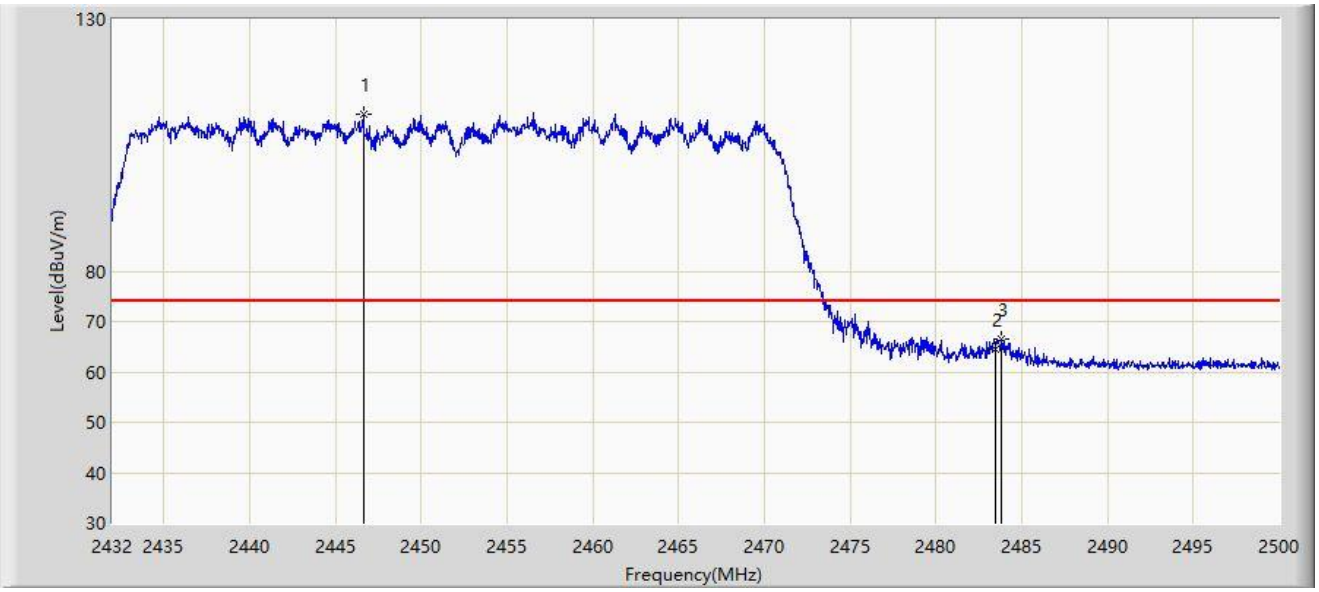

No	Mark	Frequency (MHz)	Measure Level (dBμV/m)	Reading Level (dBμV)	Margin (dB)	Limit (dBμV/m)	Factor (dB/m)	Type
1		2446.654	111.214	79.568	N/A	N/A	31.646	PK
2		2483.500	64.562	32.797	-9.438	74.000	31.765	PK
3	*	2483.850	66.644	34.876	-7.356	74.000	31.768	PK

Note 1: " * ", means this data is the worst emission level.

Note 2: Measure Level (dBμV/m) = Reading Level (dBμV) + Factor (dB/m).

Note 3: Factor (dB/m) = Cable Loss (dB) + Antenna Factor (dB/m).

Site: SIP-AC2	Test Date: 2024-04-09
Limit: FCC_2.4G_RE(3m)	Engineer: Mero Zhou
Probe: BBHA 9120D_02042_1-18GHz	Polarity: Vertical
EUT: ACCESS POINT	Power: AC 120V/60Hz
Test Mode: Transmit by 802.11be-EHT40 at 2452MHz	

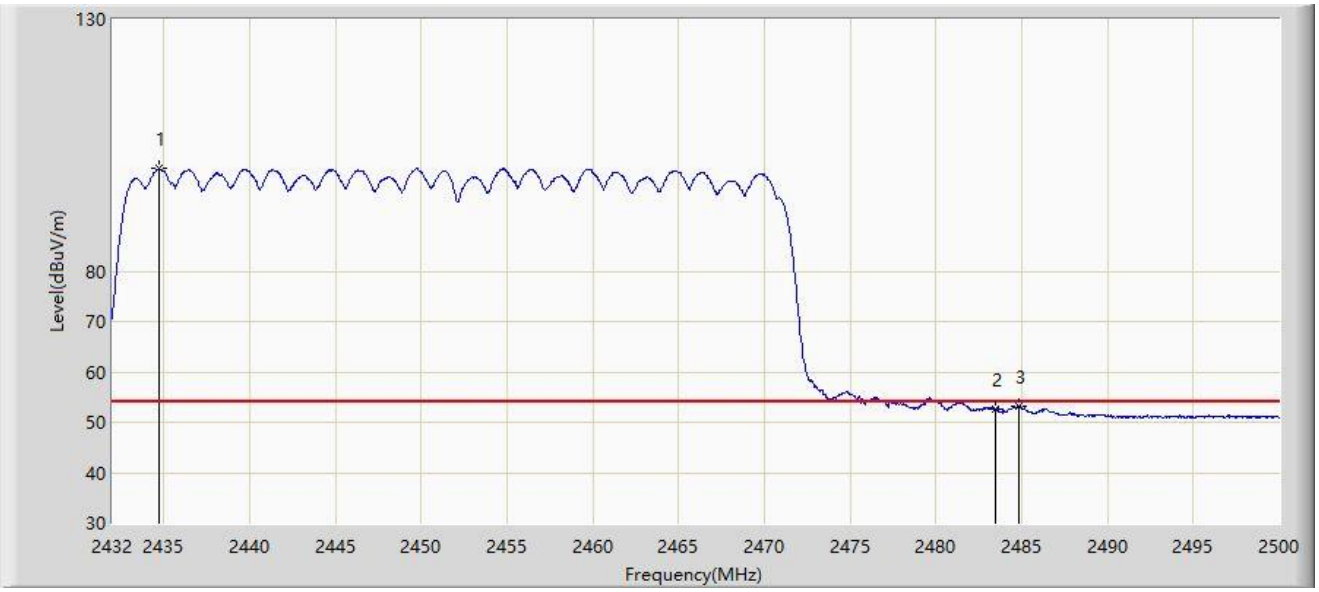

No	Mark	Frequency (MHz)	Measure Level (dBμV/m)	Reading Level (dBμV)	Margin (dB)	Limit (dBμV/m)	Factor (dB/m)	Type
1		2434.720	100.343	68.689	N/A	N/A	31.654	AV
2		2483.500	52.648	20.883	-1.352	54.000	31.765	AV
3	*	2484.836	53.207	21.431	-0.793	54.000	31.777	AV

Note 1: " * ", means this data is the worst emission level.

Note 2: Measure Level (dBμV/m) = Reading Level (dBμV) + Factor (dB/m).

Note 3: Factor (dB/m) = Cable Loss (dB) + Antenna Factor (dB/m).

A.8 AC Conducted Emissions Test Result

Site: WZ-SR2	Test Date: 2024-04-18
Temperature: 21.7°C	Humidity: 55.7%
Limit: FCC_Part15.207_CE_AC Power	Engineer: Linda Wei
Probe: ENV216_101683_Filter Off_C	Polarity: Line
EUT: ACCESS POINT	Power: AC 120V/60Hz
Test Mode: Transmit by 802.11b at 2412MHz	

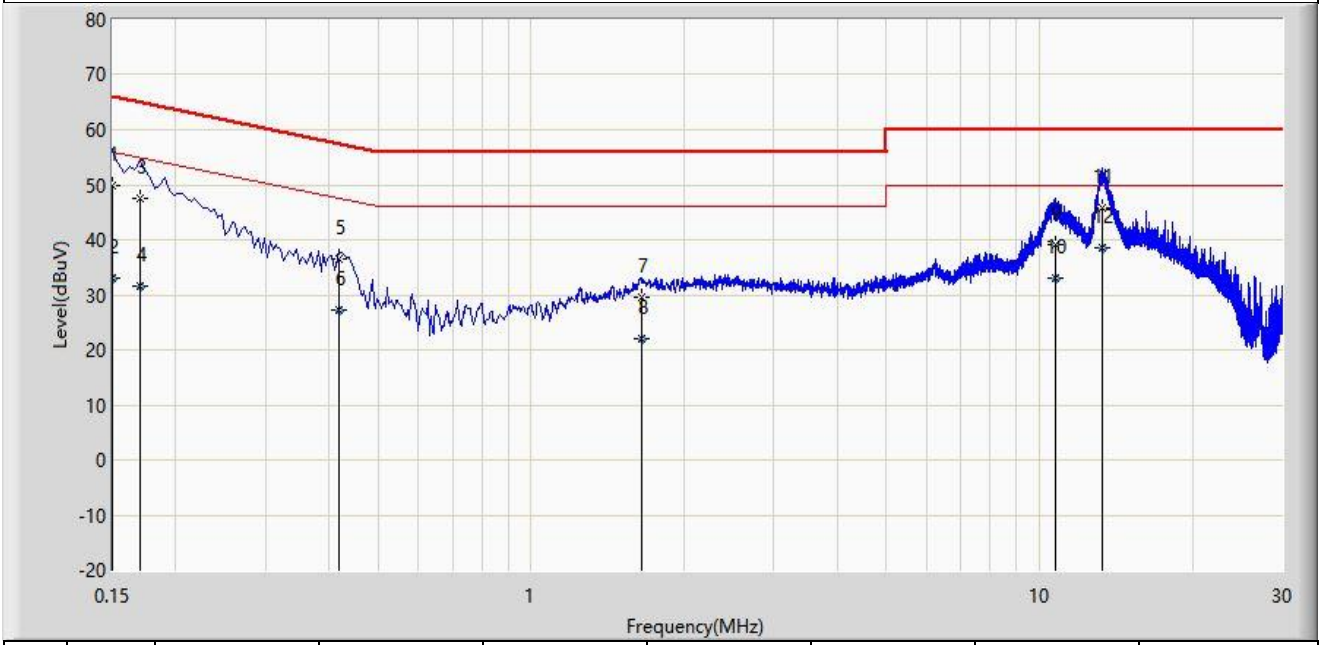

No	Mark	Frequency (MHz)	Measure Level (dBμV)	Reading Level (dBμV)	Margin (dB)	Limit (dBμV)	Factor (dB)	Type
1		0.150	49.744	40.029	-16.256	66.000	9.715	QP
2		0.150	32.955	23.240	-23.045	56.000	9.715	AV
3		0.170	47.547	37.829	-17.413	64.960	9.719	QP
4		0.170	31.570	21.852	-23.390	54.960	9.719	AV
5		0.418	36.506	26.702	-20.982	57.488	9.804	QP
6		0.418	27.205	17.401	-20.283	47.488	9.804	AV
7		1.654	29.692	19.601	-26.308	56.000	10.091	QP
8		1.654	22.052	11.961	-23.948	46.000	10.091	AV
9		10.722	39.162	28.864	-20.838	60.000	10.298	QP
10		10.722	32.992	22.694	-17.008	50.000	10.298	AV
11		13.290	45.881	35.588	-14.119	60.000	10.293	QP
12	*	13.290	38.650	28.357	-11.350	50.000	10.293	AV

Note 1: " * ", means this data is the worst emission level.

Note 2: Measure Level (dBμV) = Reading Level (dBμV) + Factor (dB).

Note 3: Factor (dB) = Cable Loss (dB) + LISN Factor (dB).

Site: WZ-SR2	Test Date: 2024-04-18
Temperature: 21.7°C	Humidity: 55.7%
Limit: FCC_Part15.207_CE_AC Power	Engineer: Linda Wei
Probe: ENV216_101683_Filter Off_C	Polarity: Neutral
EUT: ACCESS POINT	Power: AC 120V/60Hz
Test Mode: Transmit by 802.11b at 2412MHz	

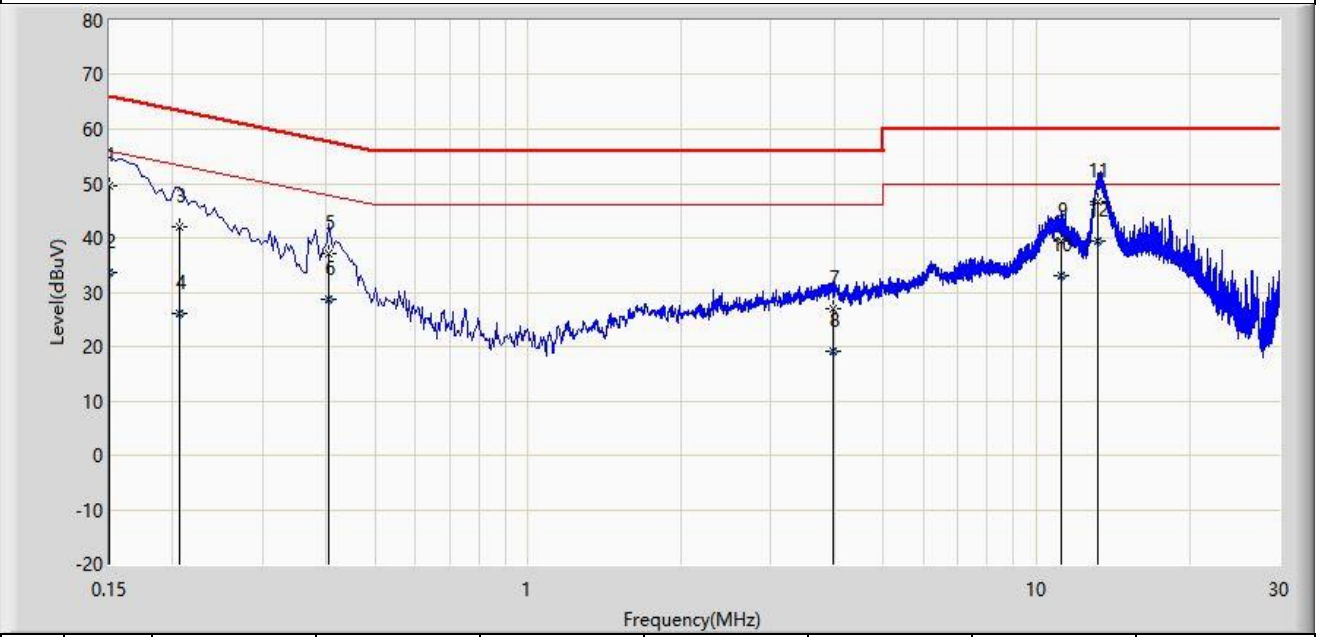

No	Mark	Frequency (MHz)	Measure Level (dBμV)	Reading Level (dBμV)	Margin (dB)	Limit (dBμV)	Factor (dB)	Type
1		0.150	49.634	39.930	-16.366	66.000	9.704	QP
2		0.150	33.637	23.933	-22.363	56.000	9.704	AV
3		0.206	41.964	32.246	-21.401	63.365	9.718	QP
4		0.206	26.015	16.298	-27.350	53.365	9.718	AV
5		0.406	36.989	27.201	-20.740	57.730	9.788	QP
6		0.406	28.606	18.818	-19.123	47.730	9.788	AV
7		3.982	27.056	16.919	-28.944	56.000	10.137	QP
8		3.982	19.099	8.962	-26.901	46.000	10.137	AV
9		11.186	39.285	28.997	-20.715	60.000	10.288	QP
10		11.186	33.065	22.777	-16.935	50.000	10.288	AV
11		13.186	46.641	36.357	-13.359	60.000	10.284	QP
12	*	13.186	39.450	29.166	-10.550	50.000	10.284	AV

Note 1: " * ", means this data is the worst emission level.

Note 2: Measure Level (dBμV) = Reading Level (dBμV) + Factor (dB).

Note 3: Factor (dB) = Cable Loss (dB) + LISN Factor (dB).

Appendix B – Test Setup Photograph

Refer to “2403RSU068-UT” file.

Appendix C – EUT Photograph

Refer to “2403RSU068-UE” file.

The End