802.11ac-VHT40 Power Spectral Density - Ant 4	
Channel 167 (5835MHz)	Channel 175 (5875MHz)
	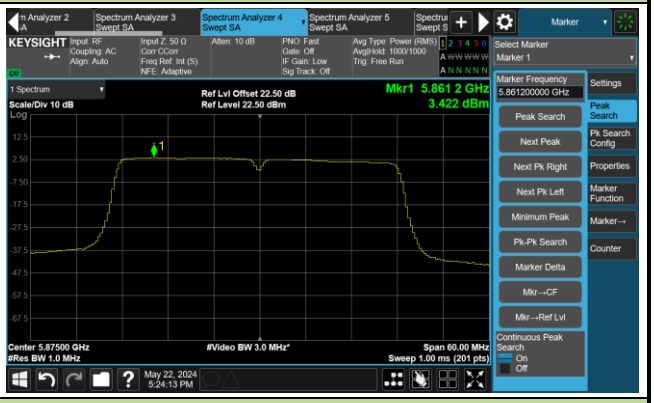

802.11ac-VHT80 Power Spectral Density - Ant 4	
Channel 171 (5855MHz)	
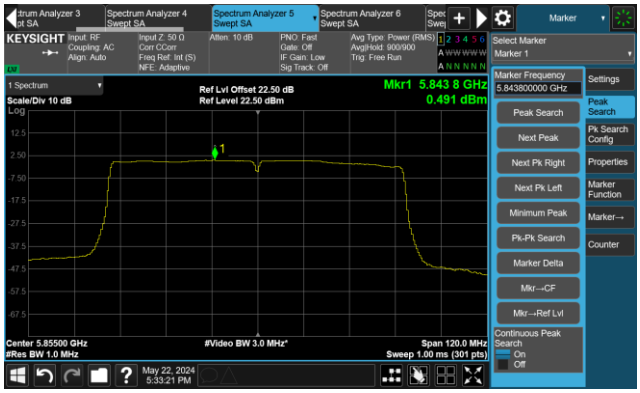	

802.11ac-VHT160 Power Spectral Density - Ant 4	
Channel 163 (5815MHz)	
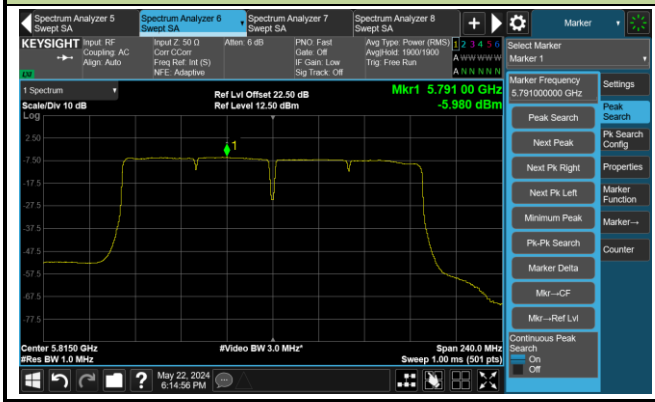	

802.11ax-HE20 Power Spectral Density - Ant 4	
Channel 169 (5845MHz)	Channel 173 (5865MHz)
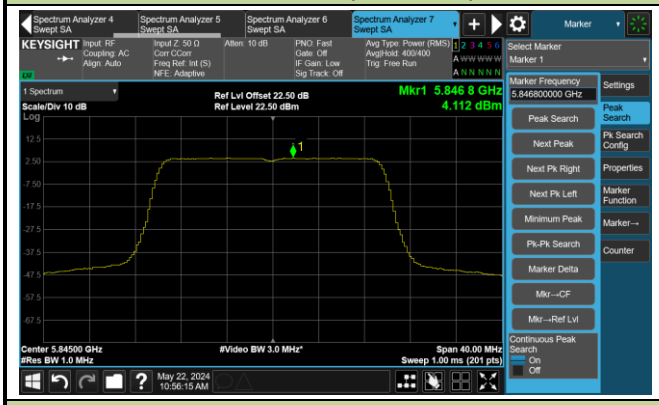	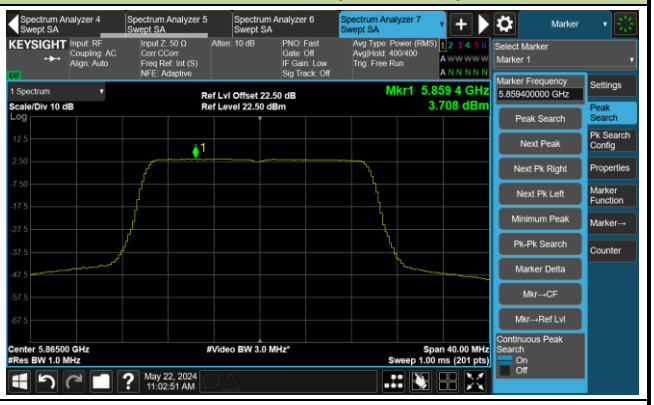
Channel 177 (5885MHz)	
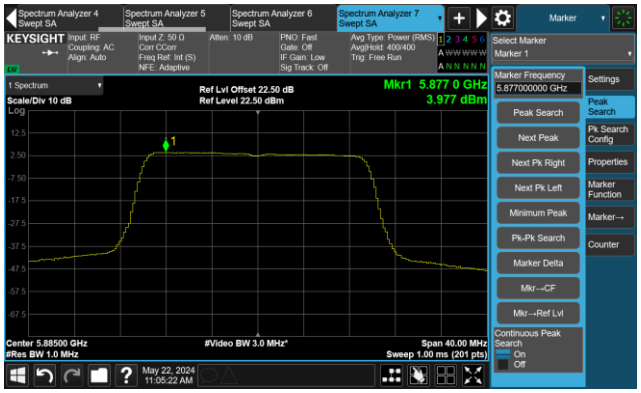	

802.11ax-HE40 Power Spectral Density - Ant 4	
Channel 167 (5835MHz)	Channel 175 (5875MHz)
	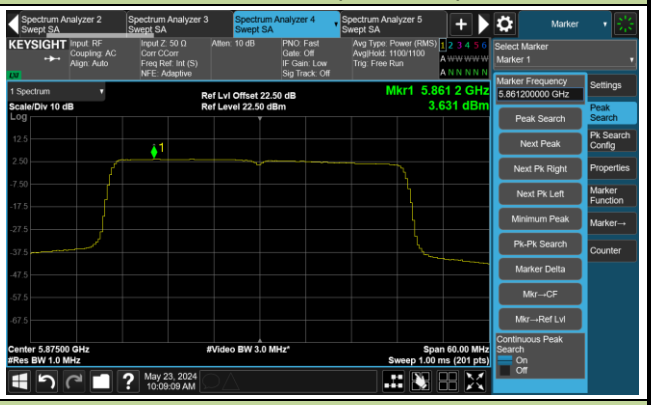

802.11ax-HE80 Power Spectral Density - Ant 4	
Channel 171 (5855MHz)	
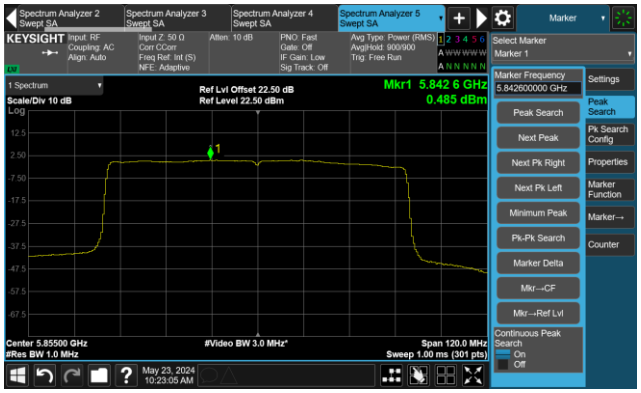	

802.11ax-HE160 Power Spectral Density - Ant 4	
Channel 163 (5815MHz)	

802.11be-EHT20 Power Spectral Density - Ant 4	
Channel 169 (5845MHz)	Channel 173 (5865MHz)
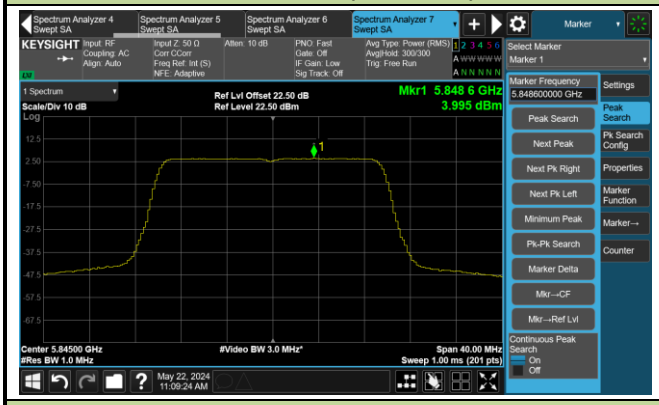	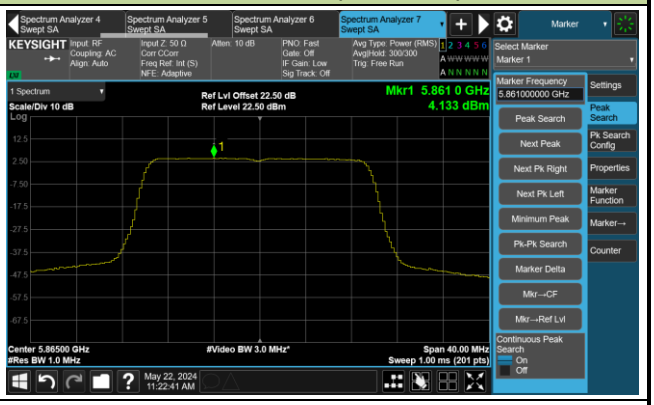
Channel 177 (5885MHz)	
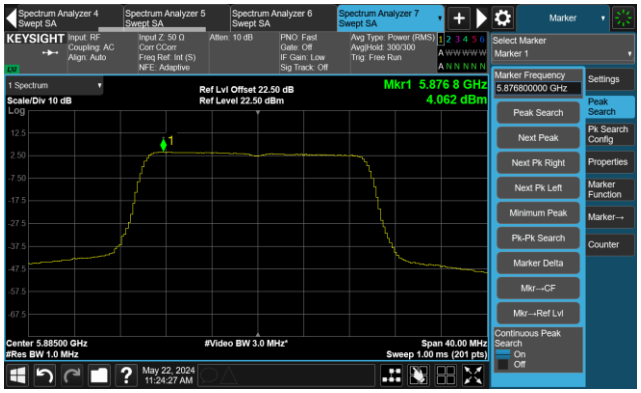	

802.11be-EHT40 Power Spectral Density - Ant 4	
Channel 167 (5835MHz)	Channel 175 (5875MHz)
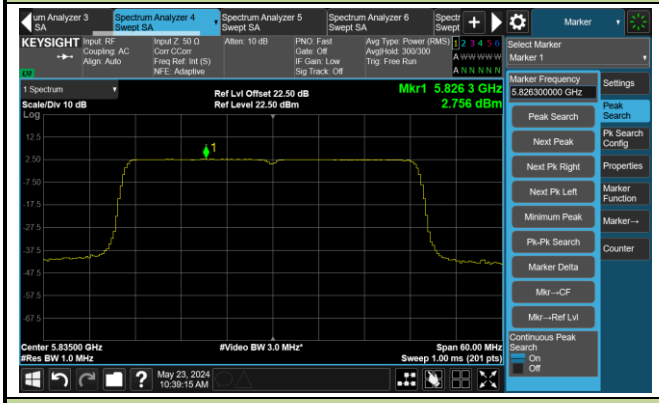	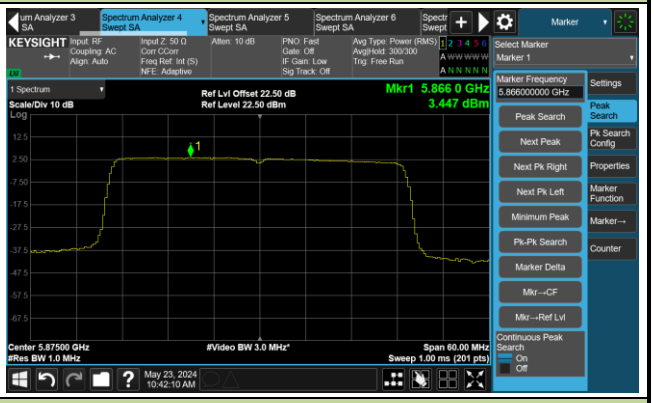

802.11be-EHT80 Power Spectral Density - Ant 4	
Channel 171 (5855MHz)	
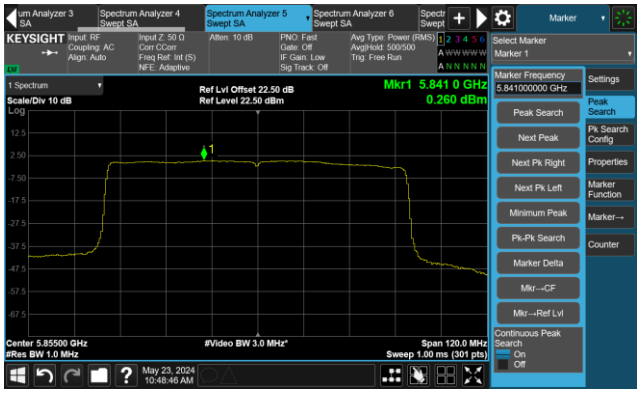	

802.11be-EHT160 Power Spectral Density - Ant 4	
Channel 163 (5815MHz)	
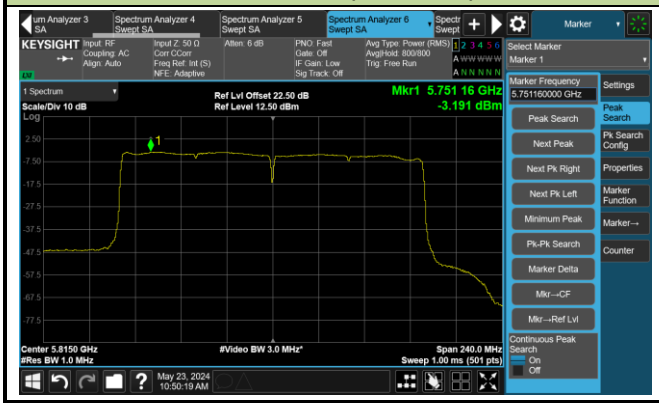	

A.6 Frequency Stability Test Result

Test Site	WZ-TR3	Test Engineer	Cloud Guo
Test Date	2024-07-11		
Test Mode	5865MHz (Carrier Mode)		

Voltage (%)	Power (VAC)	Temp (°C)	Frequency Tolerance (ppm)			
			0 minutes	2 minutes	5 minutes	10 minutes
100	120	- 30	13.89	14.14	14.40	14.53
		- 20	10.74	11.55	12.14	12.61
		- 10	5.84	7.54	8.65	8.99
		0	0.60	1.07	2.43	3.37
		+ 10	-2.98	-2.26	-1.41	-0.90
		+ 20 (Ref)	-4.30	-4.22	-4.09	-3.83
		+ 30	-9.84	-9.54	-8.99	-8.69
		+ 40	-10.35	-10.27	-10.18	-10.05
		+ 50	-10.48	-10.44	-10.44	-10.44
115	138	+ 20	-7.64	-6.94	-6.48	-6.13
85	102	+ 20	-5.71	-5.03	-4.86	-4.67

Note: Frequency Tolerance (ppm) = {[Measured Frequency (Hz) - Declared Frequency (Hz)] / Declared Frequency (Hz)} $*10^6$.

A.7 Radiated Spurious Emission Test Result

Test Site	SIP-AC3	Test Engineer	Mero Zhou
Test Date	2024-04-15	Test Mode	802.11a – Channel 169
Remark	1. Average measurement was not performed if peak level lower than average limit. 2. Other frequency was 20dB below limit line within 1-18GHz, there is not show in the report.		

Mark	Frequency (MHz)	Reading Level (dBμV)	Factor (dB/m)	Measure Level (dBμV/m)	Limit (dBμV/m)	Margin (dB)	Detector	Polarization
*	10120.5	48.6	-1.5	47.1	108.2	-61.1	Peak	Horizontal
	11633.5	48.4	-1.7	46.7	74.0	-27.3	Peak	Horizontal
*	14149.5	47.3	3.0	50.3	108.2	-57.9	Peak	Horizontal
	15679.5	45.2	4.7	49.9	74.0	-24.1	Peak	Horizontal
*	9942.0	48.1	-1.6	46.5	108.2	-61.7	Peak	Vertical
	11514.5	48.8	-1.6	47.2	74.0	-26.8	Peak	Vertical
*	14149.5	47.1	3.0	50.1	108.2	-58.1	Peak	Vertical
	15688.0	44.8	4.8	49.6	74.0	-24.4	Peak	Vertical

Note 1: "*" is not in restricted band.

Note 2: Measure Level (dBμV/m) = Reading Level (dBμV) + Factor (dB/m)

Factor (dB/m) = Cable Loss (dB) + Antenna Factor (dB/m) - Pre_Amplifier Gain (dB)

Test Site	SIP-AC3	Test Engineer	Mero Zhou
Test Date	2024-04-15	Test Mode	802.11a – Channel 173
Remark	1. Average measurement was not performed if peak level lower than average limit. 2. Other frequency was 20dB below limit line within 1-18GHz, there is not show in the report.		

Mark	Frequency (MHz)	Reading Level (dBμV)	Factor (dB/m)	Measure Level (dBμV/m)	Limit (dBμV/m)	Margin (dB/m)	Detector	Polarization
*	10129.0	48.0	-1.4	46.6	108.2	-61.6	Peak	Horizontal
	11701.5	49.9	-1.6	48.3	74.0	-25.7	Peak	Horizontal
*	14166.5	46.3	3.4	49.7	108.2	-58.5	Peak	Horizontal
	15824.0	46.2	4.5	50.7	74.0	-23.3	Peak	Horizontal
*	10146.0	48.2	-1.6	46.6	108.2	-61.6	Peak	Vertical
	12279.5	48.5	-1.7	46.8	74.0	-27.2	Peak	Vertical
*	14175.0	46.2	3.7	49.9	108.2	-58.3	Peak	Vertical
	15458.5	46.5	4.3	50.8	74.0	-23.2	Peak	Vertical

Note 1: "*" is not in restricted band.

Note 2: Measure Level (dBμV/m) = Reading Level (dBμV) + Factor (dB/m)

Factor (dB/m) = Cable Loss (dB) + Antenna Factor (dB/m) - Pre_Amplifier Gain (dB)

Test Site	SIP-AC3	Test Engineer	Mero Zhou
Test Date	2024-04-15	Test Mode	802.11a – Channel 177
Remark	1. Average measurement was not performed if peak level lower than average limit. 2. Other frequency was 20dB below limit line within 1-18GHz, there is not show in the report.		

Mark	Frequency (MHz)	Reading Level (dBμV)	Factor (dB/m)	Measure Level (dBμV/m)	Limit (dBμV/m)	Margin (dB/m)	Detector	Polarization
*	9942.0	48.4	-1.6	46.8	108.2	-61.4	Peak	Horizontal
	11778.0	50.0	-1.9	48.1	74.0	-25.9	Peak	Horizontal
*	14166.5	46.4	3.4	49.8	108.2	-58.4	Peak	Horizontal
	15798.5	45.7	4.9	50.6	74.0	-23.4	Peak	Horizontal
*	10358.5	48.3	-1.6	46.7	108.2	-61.5	Peak	Vertical
	11778.0	49.2	-1.9	47.3	74.0	-26.7	Peak	Vertical
*	14175.0	46.1	3.7	49.8	108.2	-58.4	Peak	Vertical
	15492.5	45.7	4.4	50.1	74.0	-23.9	Peak	Vertical

Note 1: "*" is not in restricted band.

Note 2: Measure Level (dBμV/m) = Reading Level (dBμV) + Factor (dB/m)

Factor (dB/m) = Cable Loss (dB) + Antenna Factor (dB/m) - Pre_Amplifier Gain (dB)

Test Site	SIP-AC3	Test Engineer	Mero Zhou
Test Date	2024-04-15	Test Mode	802.11ac-VHT20 – Channel 169
Remark	1. Average measurement was not performed if peak level lower than average limit. 2. Other frequency was 20dB below limit line within 1-18GHz, there is not show in the report.		

Mark	Frequency (MHz)	Reading Level (dBμV)	Factor (dB/m)	Measure Level (dBμV/m)	Limit (dBμV/m)	Margin (dB/m)	Detector	Polarization
*	10545.5	48.2	-1.5	46.7	108.2	-61.5	Peak	Horizontal
	12186.0	49.2	-1.6	47.6	74.0	-26.4	Peak	Horizontal
*	14200.5	46.9	2.9	49.8	108.2	-58.4	Peak	Horizontal
	15679.5	45.2	4.7	49.9	74.0	-24.1	Peak	Horizontal
*	10052.5	47.1	-1.6	45.5	108.2	-62.7	Peak	Vertical
	12279.5	48.8	-1.7	47.1	74.0	-26.9	Peak	Vertical
*	13962.5	47.1	2.4	49.5	108.2	-58.7	Peak	Vertical
	15781.5	45.3	5.0	50.3	74.0	-23.7	Peak	Vertical

Note 1: "*" is not in restricted band.

Note 2: Measure Level (dBμV/m) = Reading Level (dBμV) + Factor (dB/m)

Factor (dB/m) = Cable Loss (dB) + Antenna Factor (dB/m) - Pre_Amplifier Gain (dB)

Test Site	SIP-AC3	Test Engineer	Mero Zhou
Test Date	2024-04-15	Test Mode	802.11ac-VHT20 – Channel 173
Remark	1. Average measurement was not performed if peak level lower than average limit. 2. Other frequency was 20dB below limit line within 1-18GHz, there is not show in the report.		

Mark	Frequency (MHz)	Reading Level (dBμV)	Factor (dB/m)	Measure Level (dBμV/m)	Limit (dBμV/m)	Margin (dB/m)	Detector	Polarization
*	9942.0	47.3	-1.6	45.7	108.2	-62.5	Peak	Horizontal
	11344.5	48.0	-1.5	46.5	74.0	-27.5	Peak	Horizontal
*	14234.5	46.6	2.9	49.5	108.2	-58.7	Peak	Horizontal
	15790.0	46.0	5.0	51.0	74.0	-23.0	Peak	Horizontal
*	10044.0	47.8	-1.8	46.0	108.2	-62.2	Peak	Vertical
	11463.5	48.7	-1.6	47.1	74.0	-26.9	Peak	Vertical
*	13852.0	47.1	2.4	49.5	108.2	-58.7	Peak	Vertical
	15841.0	46.6	4.3	50.9	74.0	-23.1	Peak	Vertical

Note 1: “*” is not in restricted band.

Note 2: Measure Level (dBμV/m) = Reading Level (dBμV) + Factor (dB/m)

Factor (dB/m) = Cable Loss (dB) + Antenna Factor (dB/m) - Pre_Amplifier Gain (dB)

Test Site	SIP-AC3	Test Engineer	Mero Zhou
Test Date	2024-04-15	Test Mode	802.11ac-VHT20 – Channel 177
Remark	1. Average measurement was not performed if peak level lower than average limit. 2. Other frequency was 20dB below limit line within 1-18GHz, there is not show in the report.		

Mark	Frequency (MHz)	Reading Level (dBμV)	Factor (dB/m)	Measure Level (dBμV/m)	Limit (dBμV/m)	Margin (dB/m)	Detector	Polarization
*	9967.5	48.3	-1.6	46.7	108.2	-61.5	Peak	Horizontal
	12262.5	49.2	-1.7	47.5	74.0	-26.5	Peak	Horizontal
*	14183.5	46.7	3.2	49.9	108.2	-58.3	Peak	Horizontal
	15484.0	46.2	4.5	50.7	74.0	-23.3	Peak	Horizontal
*	10103.5	48.8	-1.6	47.2	108.2	-61.0	Peak	Vertical
	11829.0	48.8	-1.8	47.0	74.0	-27.0	Peak	Vertical
*	14175.0	46.2	3.7	49.9	108.2	-58.3	Peak	Vertical
	15790.0	45.3	5.0	50.3	74.0	-23.7	Peak	Vertical

Note 1: "*" is not in restricted band.

Note 2: Measure Level (dBμV/m) = Reading Level (dBμV) + Factor (dB/m)

Factor (dB/m) = Cable Loss (dB) + Antenna Factor (dB/m) - Pre_Amplifier Gain (dB)

Test Site	SIP-AC3	Test Engineer	Mero Zhou
Test Date	2024-04-15	Test Mode	802.11ac-VHT40 – Channel 167
Remark	1. Average measurement was not performed if peak level lower than average limit. 2. Other frequency was 20dB below limit line within 1-18GHz, there is not show in the report.		

Mark	Frequency (MHz)	Reading Level (dBμV)	Factor (dB/m)	Measure Level (dBμV/m)	Limit (dBμV/m)	Margin (dB/m)	Detector	Polarization
*	10010.0	48.8	-1.8	47.0	108.2	-61.2	Peak	Horizontal
	11327.5	48.5	-1.5	47.0	74.0	-27.0	Peak	Horizontal
*	14064.5	46.9	2.9	49.8	108.2	-58.4	Peak	Horizontal
	15492.5	45.8	4.4	50.2	74.0	-23.8	Peak	Horizontal
*	9993.0	48.0	-1.5	46.5	108.2	-61.7	Peak	Vertical
	12228.5	49.1	-1.7	47.4	74.0	-26.6	Peak	Vertical
*	14217.5	47.1	3.0	50.1	108.2	-58.1	Peak	Vertical
	15798.5	44.5	4.9	49.4	74.0	-24.6	Peak	Vertical

Note 1: "*" is not in restricted band.

Note 2: Measure Level (dBμV/m) = Reading Level (dBμV) + Factor (dB/m)

Factor (dB/m) = Cable Loss (dB) + Antenna Factor (dB/m) - Pre_Amplifier Gain (dB)

Test Site	SIP-AC3	Test Engineer	Mero Zhou
Test Date	2024-04-15	Test Mode	802.11ac-VHT40 – Channel 175
Remark	1. Average measurement was not performed if peak level lower than average limit. 2. Other frequency was 20dB below limit line within 1-18GHz, there is not show in the report.		

Mark	Frequency (MHz)	Reading Level (dBμV)	Factor (dB/m)	Measure Level (dBμV/m)	Limit (dBμV/m)	Margin (dB/m)	Detector	Polarization
*	9670.0	48.7	-2.0	46.7	108.2	-61.5	Peak	Horizontal
	12305.0	49.1	-1.4	47.7	74.0	-26.3	Peak	Horizontal
*	14251.5	47.4	3.0	50.4	108.2	-57.8	Peak	Horizontal
	15492.5	45.8	4.4	50.2	74.0	-23.8	Peak	Horizontal
*	10350.0	48.2	-1.5	46.7	108.2	-61.5	Peak	Vertical
	11693.0	47.8	-1.6	46.2	74.0	-27.8	Peak	Vertical
*	14073.0	47.2	2.9	50.1	108.2	-58.1	Peak	Vertical
	15790.0	45.6	5.0	50.6	74.0	-23.4	Peak	Vertical

Note 1: “*” is not in restricted band.

Note 2: Measure Level (dBμV/m) = Reading Level (dBμV) + Factor (dB/m)

Factor (dB/m) = Cable Loss (dB) + Antenna Factor (dB/m) - Pre_Amplifier Gain (dB)

Test Site	SIP-AC3	Test Engineer	Mero Zhou
Test Date	2024-04-15	Test Mode	802.11ac-VHT80 – Channel 171
Remark	1. Average measurement was not performed if peak level lower than average limit. 2. Other frequency was 20dB below limit line within 1-18GHz, there is not show in the report.		

Mark	Frequency (MHz)	Reading Level (dBμV)	Factor (dB/m)	Measure Level (dBμV/m)	Limit (dBμV/m)	Margin (dB/m)	Detector	Polarization
*	9942.0	48.2	-1.6	46.6	108.2	-61.6	Peak	Horizontal
	11744.0	48.5	-1.8	46.7	74.0	-27.3	Peak	Horizontal
*	14073.0	46.6	2.9	49.5	108.2	-58.7	Peak	Horizontal
	15458.5	46.2	4.3	50.5	74.0	-23.5	Peak	Horizontal
*	9959.0	48.1	-1.6	46.5	108.2	-61.7	Peak	Vertical
	12169.0	49.1	-1.6	47.5	74.0	-26.5	Peak	Vertical
*	14226.0	46.6	3.0	49.6	108.2	-58.6	Peak	Vertical
	15475.5	46.1	4.5	50.6	74.0	-23.4	Peak	Vertical

Note 1: “*” is not in restricted band.

Note 2: Measure Level (dBμV/m) = Reading Level (dBμV) + Factor (dB/m)

Factor (dB/m) = Cable Loss (dB) + Antenna Factor (dB/m) - Pre_Amplifier Gain (dB)

Test Site	SIP-AC3	Test Engineer	Mero Zhou
Test Date	2024-04-15	Test Mode	802.11ac-VHT160 – Channel 163
Remark	1. Average measurement was not performed if peak level lower than average limit. 2. Other frequency was 20dB below limit line within 1-18GHz, there is not show in the report.		

Mark	Frequency (MHz)	Reading Level (dBμV)	Factor (dB/m)	Measure Level (dBμV/m)	Limit (dBμV/m)	Margin (dB/m)	Detector	Polarization
*	10129.0	47.8	-1.4	46.4	108.2	-61.8	Peak	Horizontal
	11710.0	48.8	-1.6	47.2	74.0	-26.8	Peak	Horizontal
*	14124.0	46.6	2.9	49.5	108.2	-58.7	Peak	Horizontal
	15552.0	45.4	4.5	49.9	74.0	-24.1	Peak	Horizontal
*	10316.0	47.4	-1.1	46.3	108.2	-61.9	Peak	Vertical
	11710.0	48.5	-1.6	46.9	74.0	-27.1	Peak	Vertical
*	14081.5	46.9	2.9	49.8	108.2	-58.4	Peak	Vertical
	15909.0	45.8	5.2	51.0	74.0	-23.0	Peak	Vertical

Note 1: “*” is not in restricted band.

Note 2: Measure Level (dBμV/m) = Reading Level (dBμV) + Factor (dB/m)

Factor (dB/m) = Cable Loss (dB) + Antenna Factor (dB/m) - Pre_Amplifier Gain (dB)

Test Site	SIP-AC3	Test Engineer	Mero Zhou
Test Date	2024-04-15	Test Mode	802.11ax-HE20 – Channel 169
Remark	1. Average measurement was not performed if peak level lower than average limit. 2. Other frequency was 20dB below limit line within 1-18GHz, there is not show in the report.		

Mark	Frequency (MHz)	Reading Level (dBμV)	Factor (dB/m)	Measure Level (dBμV/m)	Limit (dBμV/m)	Margin (dB/m)	Detector	Polarization
*	10061.0	47.9	-1.5	46.4	108.2	-61.8	Peak	Horizontal
	11123.5	47.9	-1.4	46.5	74.0	-27.5	Peak	Horizontal
*	14226.0	47.6	3.0	50.6	108.2	-57.6	Peak	Horizontal
	16198.0	45.4	5.2	50.6	74.0	-23.4	Peak	Horizontal
*	10129.0	48.2	-1.4	46.8	108.2	-61.4	Peak	Vertical
	11234.0	48.5	-1.5	47.0	74.0	-27.0	Peak	Vertical
*	14260.0	46.6	3.1	49.7	108.2	-58.5	Peak	Vertical
	15705.0	44.2	4.9	49.1	74.0	-24.9	Peak	Vertical

Note 1: “*” is not in restricted band.

Note 2: Measure Level (dBμV/m) = Reading Level (dBμV) + Factor (dB/m)

Factor (dB/m) = Cable Loss (dB) + Antenna Factor (dB/m) - Pre_Amplifier Gain (dB)

Test Site	SIP-AC3	Test Engineer	Mero Zhou
Test Date	2024-04-15	Test Mode	802.11ax-HE20 – Channel 173
Remark	1. Average measurement was not performed if peak level lower than average limit. 2. Other frequency was 20dB below limit line within 1-18GHz, there is not show in the report.		

Mark	Frequency (MHz)	Reading Level (dBμV)	Factor (dB/m)	Measure Level (dBμV/m)	Limit (dBμV/m)	Margin (dB/m)	Detector	Polarization
*	9891.0	48.3	-1.9	46.4	108.2	-61.8	Peak	Horizontal
	11429.5	48.4	-1.5	46.9	74.0	-27.1	Peak	Horizontal
*	14158.0	46.4	3.1	49.5	108.2	-58.7	Peak	Horizontal
	15467.0	44.1	4.6	48.7	74.0	-25.3	Peak	Horizontal
*	10120.5	48.4	-1.5	46.9	108.2	-61.3	Peak	Vertical
	11616.5	48.8	-1.6	47.2	74.0	-26.8	Peak	Vertical
*	13690.5	48.3	1.6	49.9	108.2	-58.3	Peak	Vertical
	15790.0	45.5	5.0	50.5	74.0	-23.5	Peak	Vertical

Note 1: "*" is not in restricted band.

Note 2: Measure Level (dBμV/m) = Reading Level (dBμV) + Factor (dB/m)

Factor (dB/m) = Cable Loss (dB) + Antenna Factor (dB/m) - Pre_Amplifier Gain (dB)

Test Site	SIP-AC3	Test Engineer	Mero Zhou
Test Date	2024-04-15	Test Mode	802.11ax-HE20 – Channel 177
Remark	1. Average measurement was not performed if peak level lower than average limit. 2. Other frequency was 20dB below limit line within 1-18GHz, there is not show in the report.		

Mark	Frequency (MHz)	Reading Level (dBμV)	Factor (dB/m)	Measure Level (dBμV/m)	Limit (dBμV/m)	Margin (dB/m)	Detector	Polarization
*	9942.0	48.6	-1.6	47.0	108.2	-61.2	Peak	Horizontal
	11778.0	49.7	-1.9	47.8	74.0	-26.2	Peak	Horizontal
*	14149.5	46.9	3.0	49.9	108.2	-58.3	Peak	Horizontal
	15875.0	45.3	5.1	50.4	74.0	-23.6	Peak	Horizontal
*	10137.5	47.7	-1.5	46.2	108.2	-62.0	Peak	Vertical
	11820.5	49.2	-1.8	47.4	74.0	-26.6	Peak	Vertical
*	14141.0	46.5	2.9	49.4	108.2	-58.8	Peak	Vertical
	15722.0	45.6	4.6	50.2	74.0	-23.8	Peak	Vertical

Note 1: “*” is not in restricted band.

Note 2: Measure Level (dBμV/m) = Reading Level (dBμV) + Factor (dB/m)

Factor (dB/m) = Cable Loss (dB) + Antenna Factor (dB/m) - Pre_Amplifier Gain (dB)

Test Site	SIP-AC3	Test Engineer	Mero Zhou
Test Date	2024-04-15	Test Mode	802.11ax-HE40 – Channel 167
Remark	1. Average measurement was not performed if peak level lower than average limit. 2. Other frequency was 20dB below limit line within 1-18GHz, there is not show in the report.		

Mark	Frequency (MHz)	Reading Level (dBμV)	Factor (dB/m)	Measure Level (dBμV/m)	Limit (dBμV/m)	Margin (dB/m)	Detector	Polarization
*	10001.5	48.5	-1.7	46.8	108.2	-61.4	Peak	Horizontal
	11251.0	48.7	-1.7	47.0	74.0	-27.0	Peak	Horizontal
*	14064.5	46.8	2.9	49.7	108.2	-58.5	Peak	Horizontal
	15671.0	45.6	4.6	50.2	74.0	-23.8	Peak	Horizontal
*	10129.0	48.2	-1.4	46.8	108.2	-61.4	Peak	Vertical
	11140.5	48.7	-1.4	47.3	74.0	-26.7	Peak	Vertical
*	13733.0	47.4	1.8	49.2	108.2	-59.0	Peak	Vertical
	15696.5	45.9	4.9	50.8	74.0	-23.2	Peak	Vertical

Note 1: "*" is not in restricted band.

Note 2: Measure Level (dBμV/m) = Reading Level (dBμV) + Factor (dB/m)

Factor (dB/m) = Cable Loss (dB) + Antenna Factor (dB/m) - Pre_Amplifier Gain (dB)

Test Site	SIP-AC3	Test Engineer	Mero Zhou
Test Date	2024-04-15	Test Mode	802.11ax-HE40 – Channel 175
Remark	1. Average measurement was not performed if peak level lower than average limit. 2. Other frequency was 20dB below limit line within 1-18GHz, there is not show in the report.		

Mark	Frequency (MHz)	Reading Level (dBμV)	Factor (dB/m)	Measure Level (dBμV/m)	Limit (dBμV/m)	Margin (dB/m)	Detector	Polarization
*	10324.5	47.6	-1.2	46.4	108.2	-61.8	Peak	Horizontal
	12305.0	48.4	-1.4	47.0	74.0	-27.0	Peak	Horizontal
*	14158.0	46.4	3.1	49.5	108.2	-58.7	Peak	Horizontal
	15467.0	45.3	4.6	49.9	74.0	-24.1	Peak	Horizontal
*	10146.0	47.7	-1.6	46.1	108.2	-62.1	Peak	Vertical
	12398.5	48.9	-1.3	47.6	74.0	-26.4	Peak	Vertical
*	13648.0	48.1	1.1	49.2	108.2	-59.0	Peak	Vertical
	15475.5	45.7	4.5	50.2	74.0	-23.8	Peak	Vertical

Note 1: "*" is not in restricted band.

Note 2: Measure Level (dBμV/m) = Reading Level (dBμV) + Factor (dB/m)

Factor (dB/m) = Cable Loss (dB) + Antenna Factor (dB/m) - Pre_Amplifier Gain (dB)

Test Site	SIP-AC3	Test Engineer	Mero Zhou
Test Date	2024-04-15	Test Mode	802.11ax-HE80 – Channel 171
Remark	1. Average measurement was not performed if peak level lower than average limit. 2. Other frequency was 20dB below limit line within 1-18GHz, there is not show in the report.		

Mark	Frequency (MHz)	Reading Level (dBμV)	Factor (dB/m)	Measure Level (dBμV/m)	Limit (dBμV/m)	Margin (dB/m)	Detector	Polarization
*	10027.0	48.5	-1.7	46.8	68.2	-21.4	Peak	Horizontal
	11905.5	50.0	-1.8	48.2	74.0	-25.8	Peak	Horizontal
*	14175.0	46.8	3.7	50.5	68.2	-17.7	Peak	Horizontal
	15688.0	45.0	4.8	49.8	74.0	-24.2	Peak	Horizontal
*	10409.5	48.5	-1.4	47.1	108.2	-61.1	Peak	Vertical
	12288.0	49.0	-1.7	47.3	74.0	-26.7	Peak	Vertical
*	13818.0	48.0	2.1	50.1	108.2	-58.1	Peak	Vertical
	15484.0	45.4	4.5	49.9	74.0	-24.1	Peak	Vertical

Note 1: “*” is not in restricted band.

Note 2: Measure Level (dBμV/m) = Reading Level (dBμV) + Factor (dB/m)

Factor (dB/m) = Cable Loss (dB) + Antenna Factor (dB/m) - Pre_Amplifier Gain (dB)

Test Site	SIP-AC3	Test Engineer	Mero Zhou
Test Date	2024-04-15	Test Mode	802.11ax-HE160 – Channel 163
Remark	1. Average measurement was not performed if peak level lower than average limit. 2. Other frequency was 20dB below limit line within 1-18GHz, there is not show in the report.		

Mark	Frequency (MHz)	Reading Level (dBμV)	Factor (dB/m)	Measure Level (dBμV/m)	Limit (dBμV/m)	Margin (dB/m)	Detector	Polarization
*	10078.0	48.7	-1.6	47.1	108.2	-61.1	Peak	Horizontal
	11744.0	48.2	-1.8	46.4	74.0	-27.6	Peak	Horizontal
*	14243.0	47.1	2.8	49.9	108.2	-58.3	Peak	Horizontal
	15764.5	45.3	4.6	49.9	74.0	-24.1	Peak	Horizontal
*	10401.0	48.0	-1.3	46.7	108.2	-61.5	Peak	Vertical
	11208.5	48.6	-1.6	47.0	74.0	-27.0	Peak	Vertical
*	14251.5	46.2	3.0	49.2	108.2	-59.0	Peak	Vertical
	15688.0	45.1	4.8	49.9	74.0	-24.1	Peak	Vertical

Note 1: “*” is not in restricted band.

Note 2: Measure Level (dBμV/m) = Reading Level (dBμV) + Factor (dB/m)

Factor (dB/m) = Cable Loss (dB) + Antenna Factor (dB/m) - Pre_Amplifier Gain (dB)

Test Site	SIP-AC3	Test Engineer	Mero Zhou
Test Date	2024-04-15	Test Mode	802.11be-EHT20 – Channel 169
Remark	1. Average measurement was not performed if peak level lower than average limit. 2. Other frequency was 20dB below limit line within 1-18GHz, there is not show in the report.		

Mark	Frequency (MHz)	Reading Level (dBμV)	Factor (dB/m)	Measure Level (dBμV/m)	Limit (dBμV/m)	Margin (dB/m)	Detector	Polarization
*	10044.0	48.2	-1.8	46.4	108.2	-61.8	Peak	Horizontal
	11922.5	49.2	-1.8	47.4	74.0	-26.6	Peak	Horizontal
*	13699.0	48.5	1.7	50.2	108.2	-58.0	Peak	Horizontal
	15467.0	45.4	4.6	50.0	74.0	-24.0	Peak	Horizontal
*	10069.5	48.5	-1.5	47.0	108.2	-61.2	Peak	Vertical
	11123.5	49.2	-1.4	47.8	74.0	-26.2	Peak	Vertical
*	13852.0	47.5	2.4	49.9	108.2	-58.3	Peak	Vertical
	15883.5	45.7	5.1	50.8	74.0	-23.2	Peak	Vertical

Note 1: "*" is not in restricted band.

Note 2: Measure Level (dBμV/m) = Reading Level (dBμV) + Factor (dB/m)

Factor (dB/m) = Cable Loss (dB) + Antenna Factor (dB/m) - Pre_Amplifier Gain (dB)

Test Site	SIP-AC3	Test Engineer	Mero Zhou
Test Date	2024-04-15	Test Mode	802.11be-EHT20 – Channel 173
Remark	1. Average measurement was not performed if peak level lower than average limit. 2. Other frequency was 20dB below limit line within 1-18GHz, there is not show in the report.		

Mark	Frequency (MHz)	Reading Level (dBμV)	Factor (dB/m)	Measure Level (dBμV/m)	Limit (dBμV/m)	Margin (dB/m)	Detector	Polarization
*	10018.5	48.4	-1.8	46.6	108.2	-61.6	Peak	Horizontal
	11829.0	48.5	-1.8	46.7	74.0	-27.3	Peak	Horizontal
*	13869.0	46.7	2.5	49.2	108.2	-59.0	Peak	Horizontal
	15798.5	45.4	4.9	50.3	74.0	-23.7	Peak	Horizontal
*	9959.0	48.9	-1.6	47.3	108.2	-60.9	Peak	Vertical
	11446.5	47.9	-1.5	46.4	74.0	-27.6	Peak	Vertical
*	13682.0	47.8	1.5	49.3	108.2	-58.9	Peak	Vertical
	15492.5	45.2	4.4	49.6	74.0	-24.4	Peak	Vertical

Note 1: "*" is not in restricted band.

Note 2: Measure Level (dBμV/m) = Reading Level (dBμV) + Factor (dB/m)

Factor (dB/m) = Cable Loss (dB) + Antenna Factor (dB/m) - Pre_Amplifier Gain (dB)

Test Site	SIP-AC3	Test Engineer	Mero Zhou
Test Date	2024-04-15	Test Mode	802.11be-EHT20 – Channel 177
Remark	1. Average measurement was not performed if peak level lower than average limit. 2. Other frequency was 20dB below limit line within 1-18GHz, there is not show in the report.		

Mark	Frequency (MHz)	Reading Level (dBμV)	Factor (dB/m)	Measure Level (dBμV/m)	Limit (dBμV/m)	Margin (dB/m)	Detector	Polarization
*	10231.0	48.1	-1.4	46.7	108.2	-61.5	Peak	Horizontal
	11769.5	48.9	-1.9	47.0	74.0	-27.0	Peak	Horizontal
*	13775.5	47.4	2.1	49.5	108.2	-58.7	Peak	Horizontal
	15705.0	45.5	4.9	50.4	74.0	-23.6	Peak	Horizontal
*	9950.5	48.8	-1.6	47.2	108.2	-61.0	Peak	Vertical
	11667.5	48.5	-1.7	46.8	74.0	-27.2	Peak	Vertical
*	14260.0	47.6	3.1	50.7	108.2	-57.5	Peak	Vertical
	15722.0	45.6	4.6	50.2	74.0	-23.8	Peak	Vertical

Note 1: "*" is not in restricted band.

Note 2: Measure Level (dBμV/m) = Reading Level (dBμV) + Factor (dB/m)

Factor (dB/m) = Cable Loss (dB) + Antenna Factor (dB/m) - Pre_Amplifier Gain (dB)

Test Site	SIP-AC3	Test Engineer	Mero Zhou
Test Date	2024-04-15	Test Mode	802.11be-EHT40 – Channel 167
Remark	1. Average measurement was not performed if peak level lower than average limit. 2. Other frequency was 20dB below limit line within 1-18GHz, there is not show in the report.		

Mark	Frequency (MHz)	Reading Level (dBμV)	Factor (dB/m)	Measure Level (dBμV/m)	Limit (dBμV/m)	Margin (dB/m)	Detector	Polarization
*	10146.0	47.9	-1.6	46.3	108.2	-61.9	Peak	Horizontal
	12288.0	49.2	-1.7	47.5	74.0	-26.5	Peak	Horizontal
*	13877.5	47.1	2.5	49.6	108.2	-58.6	Peak	Horizontal
	15679.5	46.1	4.7	50.8	74.0	-23.2	Peak	Horizontal
*	9984.5	48.1	-1.5	46.6	108.2	-61.6	Peak	Vertical
	12254.0	49.4	-1.6	47.8	74.0	-26.2	Peak	Vertical
*	14243.0	46.9	2.8	49.7	108.2	-58.5	Peak	Vertical
	15475.5	45.9	4.5	50.4	74.0	-23.6	Peak	Vertical

Note 1: "*" is not in restricted band.

Note 2: Measure Level (dBμV/m) = Reading Level (dBμV) + Factor (dB/m)

Factor (dB/m) = Cable Loss (dB) + Antenna Factor (dB/m) - Pre_Amplifier Gain (dB)

Test Site	SIP-AC3	Test Engineer	Mero Zhou
Test Date	2024-04-15	Test Mode	802.11be-EHT40 – Channel 175
Remark	1. Average measurement was not performed if peak level lower than average limit. 2. Other frequency was 20dB below limit line within 1-18GHz, there is not show in the report.		

Mark	Frequency (MHz)	Reading Level (dBμV)	Factor (dB/m)	Measure Level (dBμV/m)	Limit (dBμV/m)	Margin (dB/m)	Detector	Polarization
*	10129.0	47.7	-1.4	46.3	108.2	-61.9	Peak	Horizontal
	11701.5	49.4	-1.6	47.8	74.0	-26.2	Peak	Horizontal
*	14183.5	46.3	3.2	49.5	108.2	-58.7	Peak	Horizontal
	15467.0	45.0	4.6	49.6	74.0	-24.4	Peak	Horizontal
*	9984.5	48.7	-1.5	47.2	108.2	-61.0	Peak	Vertical
	11421.0	48.3	-1.5	46.8	74.0	-27.2	Peak	Vertical
*	14124.0	46.9	2.9	49.8	108.2	-58.4	Peak	Vertical
	15467.0	45.9	4.6	50.5	74.0	-23.5	Peak	Vertical

Note 1: "*" is not in restricted band.

Note 2: Measure Level (dBμV/m) = Reading Level (dBμV) + Factor (dB/m)

Factor (dB/m) = Cable Loss (dB) + Antenna Factor (dB/m) - Pre_Amplifier Gain (dB)

Test Site	SIP-AC3	Test Engineer	Mero Zhou
Test Date	2024-04-15	Test Mode	802.11be-EHT80 – Channel 171
Remark	1. Average measurement was not performed if peak level lower than average limit. 2. Other frequency was 20dB below limit line within 1-18GHz, there is not show in the report.		

Mark	Frequency (MHz)	Reading Level (dBμV)	Factor (dB/m)	Measure Level (dBμV/m)	Limit (dBμV/m)	Margin (dB/m)	Detector	Polarization
*	10137.5	48.0	-1.5	46.5	108.2	-61.7	Peak	Horizontal
	11914.0	48.6	-1.8	46.8	74.0	-27.2	Peak	Horizontal
*	13894.5	47.4	2.5	49.9	108.2	-58.3	Peak	Horizontal
	15458.5	45.7	4.3	50.0	74.0	-24.0	Peak	Horizontal
*	10146.0	48.6	-1.6	47.0	108.2	-61.2	Peak	Vertical
	12203.0	49.0	-1.6	47.4	74.0	-26.6	Peak	Vertical
*	14175.0	46.7	3.7	50.4	108.2	-57.8	Peak	Vertical
	15467.0	45.8	4.6	50.4	74.0	-23.6	Peak	Vertical

Note 1: “*” is not in restricted band.

Note 2: Measure Level (dBμV/m) = Reading Level (dBμV) + Factor (dB/m)

Factor (dB/m) = Cable Loss (dB) + Antenna Factor (dB/m) - Pre_Amplifier Gain (dB)

Test Site	SIP-AC3	Test Engineer	Mero Zhou
Test Date	2024-04-15	Test Mode	802.11be-EHT160 – Channel 163
Remark	1. Average measurement was not performed if peak level lower than average limit. 2. Other frequency was 20dB below limit line within 1-18GHz, there is not show in the report.		

Mark	Frequency (MHz)	Reading Level (dBμV)	Factor (dB/m)	Measure Level (dBμV/m)	Limit (dBμV/m)	Margin (dB/m)	Detector	Polarization
*	10129.0	48.2	-1.4	46.8	108.2	-61.4	Peak	Horizontal
	11234.0	48.5	-1.5	47.0	74.0	-27.0	Peak	Horizontal
*	14217.5	47.3	3.0	50.3	108.2	-57.9	Peak	Horizontal
	15696.5	45.6	4.9	50.5	74.0	-23.5	Peak	Horizontal
*	9942.0	48.5	-1.6	46.9	108.2	-61.3	Peak	Vertical
	12262.5	48.9	-1.7	47.2	74.0	-26.8	Peak	Vertical
*	14209.0	47.1	3.0	50.1	108.2	-58.1	Peak	Vertical
	15688.0	45.6	4.8	50.4	74.0	-23.6	Peak	Vertical

Note 1: “*” is not in restricted band.

Note 2: Measure Level (dBμV/m) = Reading Level (dBμV) + Factor (dB/m)

Factor (dB/m) = Cable Loss (dB) + Antenna Factor (dB/m) - Pre_Amplifier Gain (dB)

The Result of Radiated Emission for 9kHz ~30MHz:

Site: SIP-AC1	Test Date: 2024-04-15
Limit: FCC_Part15.209_RSE(3m)	Engineer: Mero Zhou
Probe: FMZB 1519-60 D_9kHz-40MHz	Polarity: Coaxial
EUT: ACCESS POINT	Power: AC 120V/60Hz
Test Mode: Transmit by 802.11a at 5885MHz	

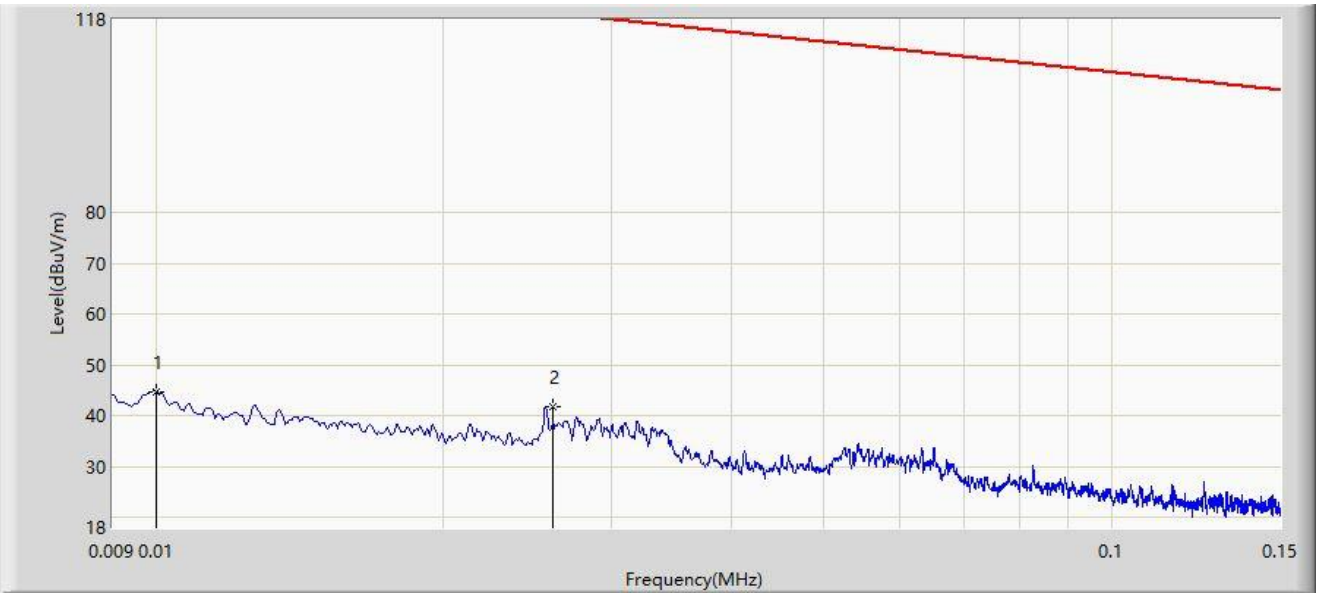

No	Mark	Frequency (MHz)	Measure Level (dBμV/m)	Reading Level (dBμV)	Margin (dB)	Limit (dBμV/m)	Factor (dB/m)	Type
1		0.010	44.793	24.354	-82.792	127.585	20.439	PK
2	*	0.026	41.688	21.249	-77.602	119.290	20.439	PK

Note 1: " * ", means this data is the worst emission level.

Note 2: Measure Level (dBμV/m) = Reading Level (dBμV) + Factor (dB/m).

Note 3: Factor (dB/m) = Cable Loss (dB) + Antenna Factor (dB/m).

Note 4: Quasi-Peak measurement was not performed when peak measure level was lower than the quasi-peak limit.

Site: SIP-AC1	Test Date: 2024-04-15
Limit: FCC_Part15.209_RSE(3m)	Engineer: Mero Zhou
Probe: FMZB 1519-60 D_9kHz-40MHz	Polarity: Coaxial
EUT: ACCESS POINT	Power: AC 120V/60Hz
Test Mode: Transmit by 802.11a at 5885MHz	

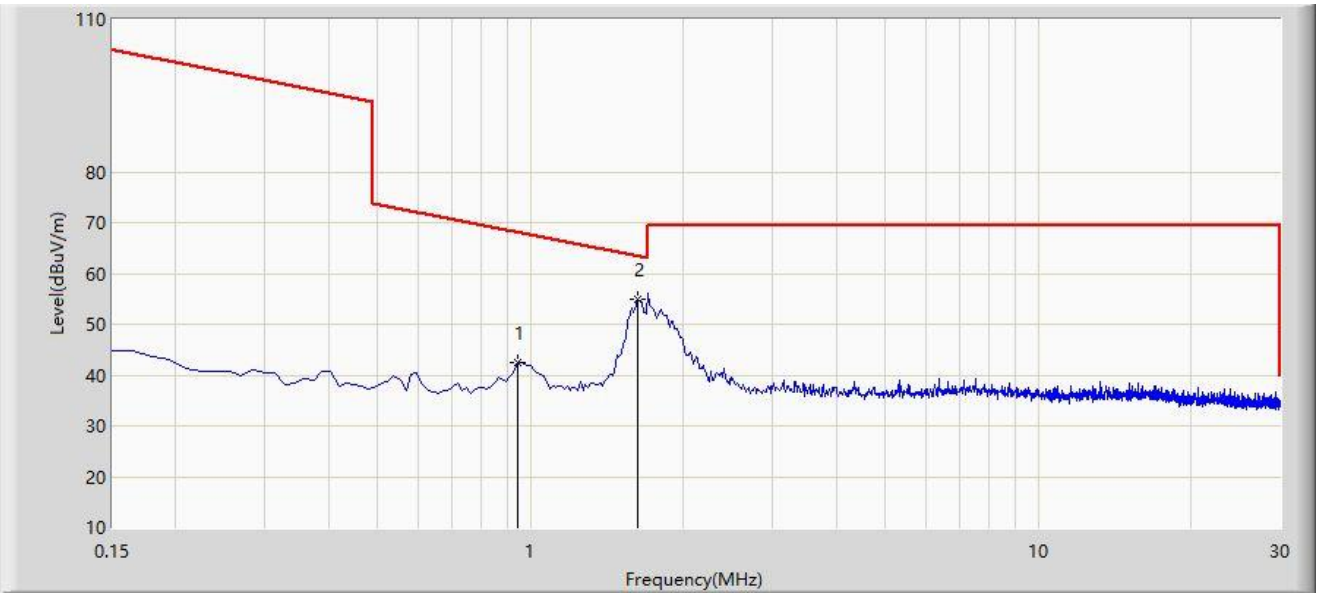

No	Mark	Frequency (MHz)	Measure Level (dBμV/m)	Reading Level (dBμV)	Margin (dB)	Limit (dBμV/m)	Factor (dB/m)	Type
1		0.941	42.380	23.114	-25.768	68.148	19.266	PK
2	*	1.628	54.948	35.527	-8.452	63.400	19.421	PK

Note 1: " * ", means this data is the worst emission level.

Note 2: Measure Level (dBμV/m) = Reading Level (dBμV) + Factor (dB/m).

Note 3: Factor (dB/m) = Cable Loss (dB) + Antenna Factor (dB/m).

Note 4: Quasi-Peak measurement was not performed when peak measure level was lower than the quasi-peak limit.

Site: SIP-AC1	Test Date: 2024-04-15
Limit: FCC_Part15.209_RSE(3m)	Engineer: Mero Zhou
Probe: FMZB 1519-60 D_9kHz-40MHz	Polarity: Coplanar
EUT: ACCESS POINT	Power: AC 120V/60Hz
Test Mode: Transmit by 802.11a at 5885MHz	

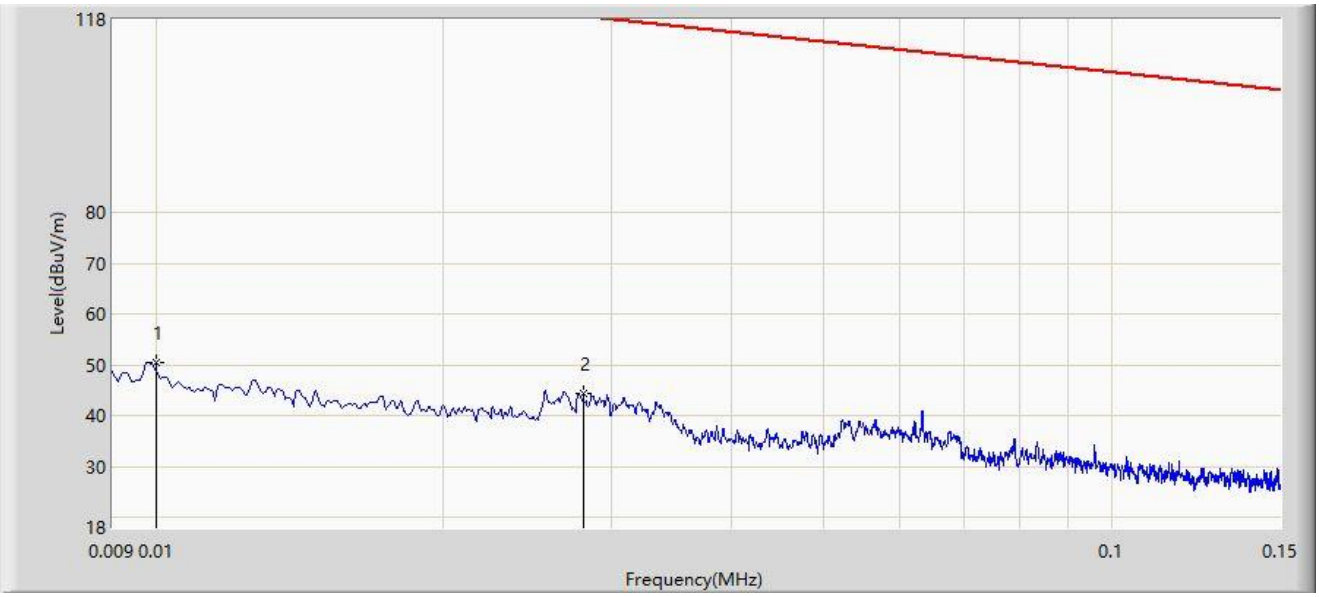

No	Mark	Frequency (MHz)	Measure Level (dBμV/m)	Reading Level (dBμV)	Margin (dB)	Limit (dBμV/m)	Factor (dB/m)	Type
1		0.010	50.368	29.929	-77.217	127.585	20.439	PK
2	*	0.028	44.495	24.056	-74.152	118.647	20.439	PK

Note 1: " * ", means this data is the worst emission level.

Note 2: Measure Level (dBμV/m) = Reading Level (dBμV) + Factor (dB/m).

Note 3: Factor (dB/m) = Cable Loss (dB) + Antenna Factor (dB/m).

Note 4: Quasi-Peak measurement was not performed when peak measure level was lower than the quasi-peak limit.

Site: SIP-AC1	Test Date: 2024-04-16
Limit: FCC_Part15.209_RSE(3m)	Engineer: Mero Zhou
Probe: FMZB 1519-60 D_9kHz-40MHz	Polarity: Coplanar
EUT: ACCESS POINT	Power: AC 120V/60Hz
Test Mode: Transmit by 802.11a at 5885MHz	

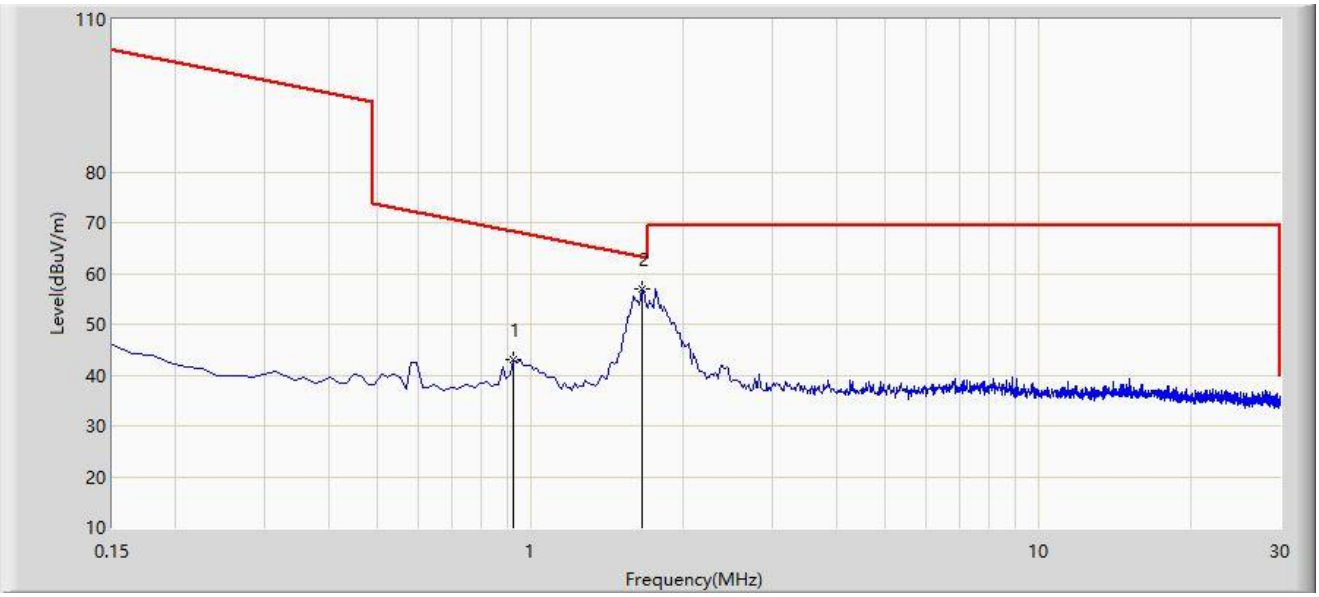

No	Mark	Frequency (MHz)	Measure Level (dBμV/m)	Reading Level (dBμV)	Margin (dB)	Limit (dBμV/m)	Factor (dB/m)	Type
1		0.926	42.921	23.657	-25.366	68.287	19.264	PK
2	*	1.657	57.038	37.607	-6.210	63.247	19.430	PK

Note 1: " * ", means this data is the worst emission level.

Note 2: Measure Level (dBμV/m) = Reading Level (dBμV) + Factor (dB/m).

Note 3: Factor (dB/m) = Cable Loss (dB) + Antenna Factor (dB/m).

Note 4: Quasi-Peak measurement was not performed when peak measure level was lower than the quasi-peak limit.

The Result of Radiated Emission for 30MHz ~ 1GHz:

Site: SIP-AC1	Test Date: 2024-04-15
Limit: FCC_Part15.209_RSE(3m)	Engineer: Mero Zhou
Probe: VULB 9168_00998_25-2000MHz	Polarity: Horizontal
EUT: ACCESS POINT	Power: AC 120V/60Hz
Test Mode: Transmit by 802.11a at 5885MHz	

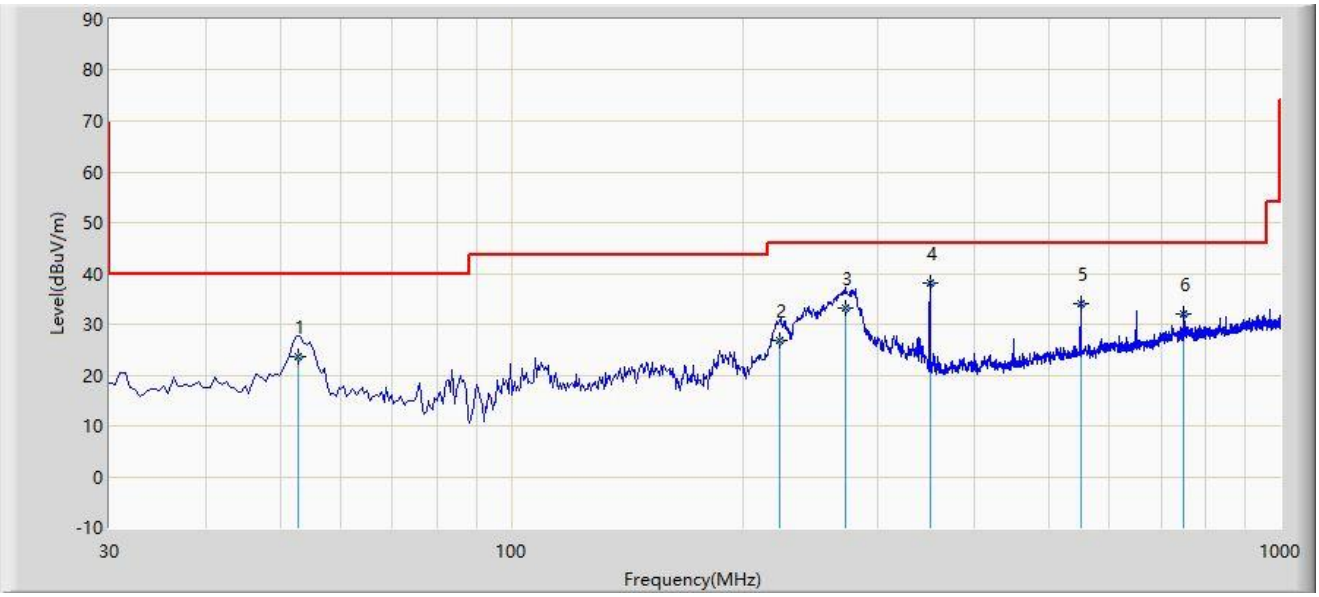

No	Mark	Frequency (MHz)	Measure Level (dBμV/m)	Reading Level (dBμV)	Margin (dB)	Limit (dBμV/m)	Factor (dB/m)	Type
1		52.795	23.594	5.700	-16.406	40.000	17.893	QP
2		223.030	26.899	12.200	-19.101	46.000	14.700	QP
3		272.015	33.157	15.700	-12.843	46.000	17.457	QP
4	*	350.100	38.100	18.700	-7.900	46.000	19.400	QP
5		549.920	33.980	10.200	-12.020	46.000	23.779	QP
6		750.225	32.037	4.000	-13.963	46.000	28.037	QP

Note 1: " * ", means this data is the worst emission level.

Note 2: Measure Level (dBμV/m) = Reading Level (dBμV) + Factor (dB/m).

Note 3: Factor (dB/m) = Cable Loss (dB) + Antenna Factor (dB/m).

Site: SIP-AC1	Test Date: 2024-04-15
Limit: FCC_Part15.209_RSE(3m)	Engineer: Mero Zhou
Probe: VULB 9168_00998_25-2000MHz	Polarity: Vertical
EUT: ACCESS POINT	Power: AC 120V/60Hz
Test Mode: Transmit by 802.11a at 5885MHz	

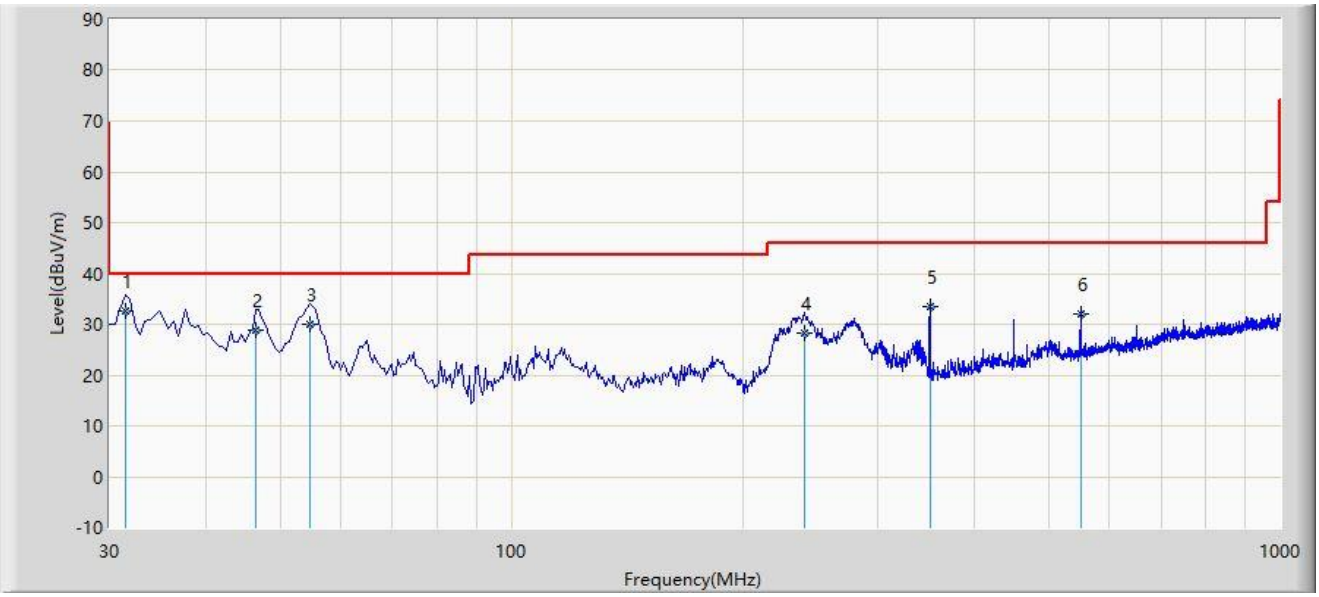

No	Mark	Frequency (MHz)	Measure Level (dBμV/m)	Reading Level (dBμV)	Margin (dB)	Limit (dBμV/m)	Factor (dB/m)	Type
1	*	31.455	32.655	15.900	-7.345	40.000	16.755	QP
2		46.490	28.875	10.800	-11.125	40.000	18.075	QP
3		54.735	29.936	12.100	-10.064	40.000	17.837	QP
4		240.490	28.168	12.100	-17.832	46.000	16.068	QP
5		350.100	33.600	14.200	-12.400	46.000	19.400	QP
6		549.920	31.980	8.200	-14.020	46.000	23.779	QP

Note 1: " * ", means this data is the worst emission level.

Note 2: Measure Level (dBμV/m) = Reading Level (dBμV) + Factor (dB/m).

Note 3: Factor (dB/m) = Cable Loss (dB) + Antenna Factor (dB/m).

The Result of Radiated Emission for 18~40 GHz:

Site: SIP-AC2	Test Date: 2024-04-28
Limit: FCC_Part15.209_RSE(3m)_5.9G	Engineer: Fusco Pan
Probe: BBHA 9170_00935_18-40GHz-AC1&AC3	Polarity: Horizontal
EUT: ACCESS POINT	Power: AC 120V/60Hz
Test Mode: Transmit by 802.11a at 5885MHz	

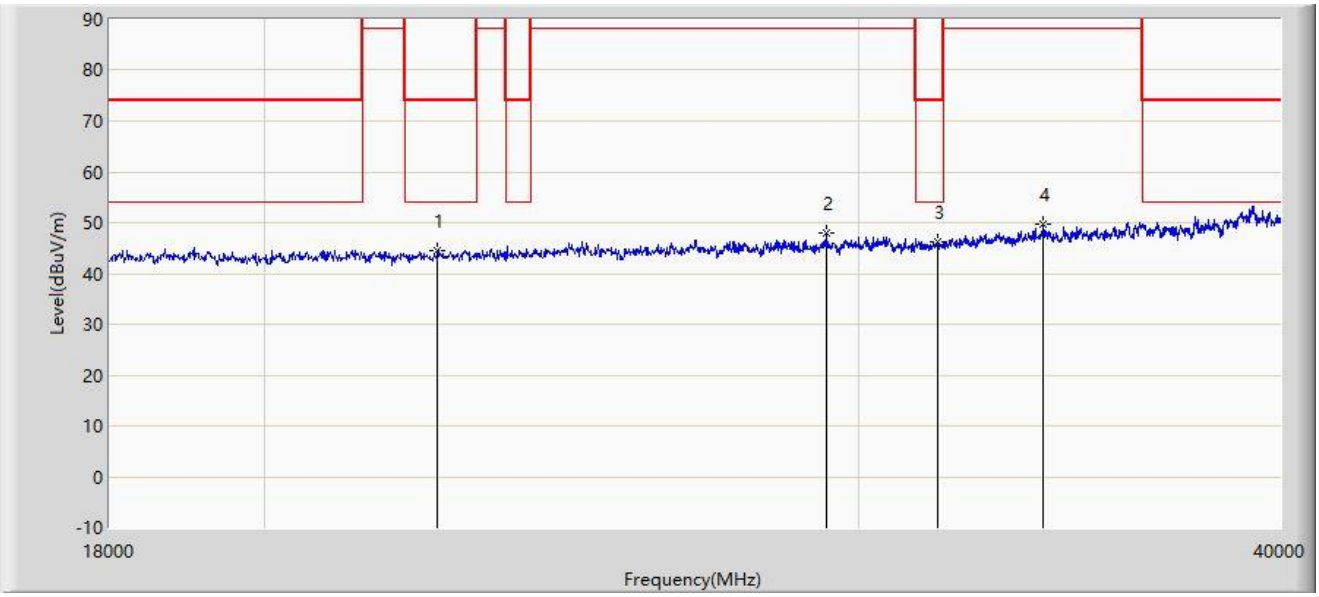

No	Mark	Frequency (MHz)	Measure Level (dBμV/m)	Reading Level (dBμV)	Margin (dB)	Limit (dBμV/m)	Factor (dB/m)	Type
1		22510.000	44.491	54.563	-29.509	74.000	-10.072	PK
2		29341.000	48.087	57.516	-60.114	108.200	-9.430	PK
3	*	31673.000	46.203	56.829	-27.797	74.000	-10.626	PK
4		34038.000	49.574	57.813	-58.626	108.200	-8.239	PK

Note 1: " * ", means this data is the worst emission level.

Note 2: Measure Level (dBμV/m) = Reading Level (dBμV) + Factor (dB/m).

Note 3: Factor (dB/m) = Cable Loss (dB) + Antenna Factor (dB/m) - Pre_Amplifier Gain (dB).

Note 4: Average measurement was not performed when peak measure level was lower than the average limit.

Site: SIP-AC2	Test Date: 2024-04-28
Limit: FCC_Part15.209_RSE(3m)_5.9G	Engineer: Fusco Pan
Probe: BBHA 9170_00935_18-40GHz-AC1&AC3	Polarity: Vertical
EUT: ACCESS POINT	Power: AC 120V/60Hz
Test Mode: Transmit by 802.11a at 5885MHz	

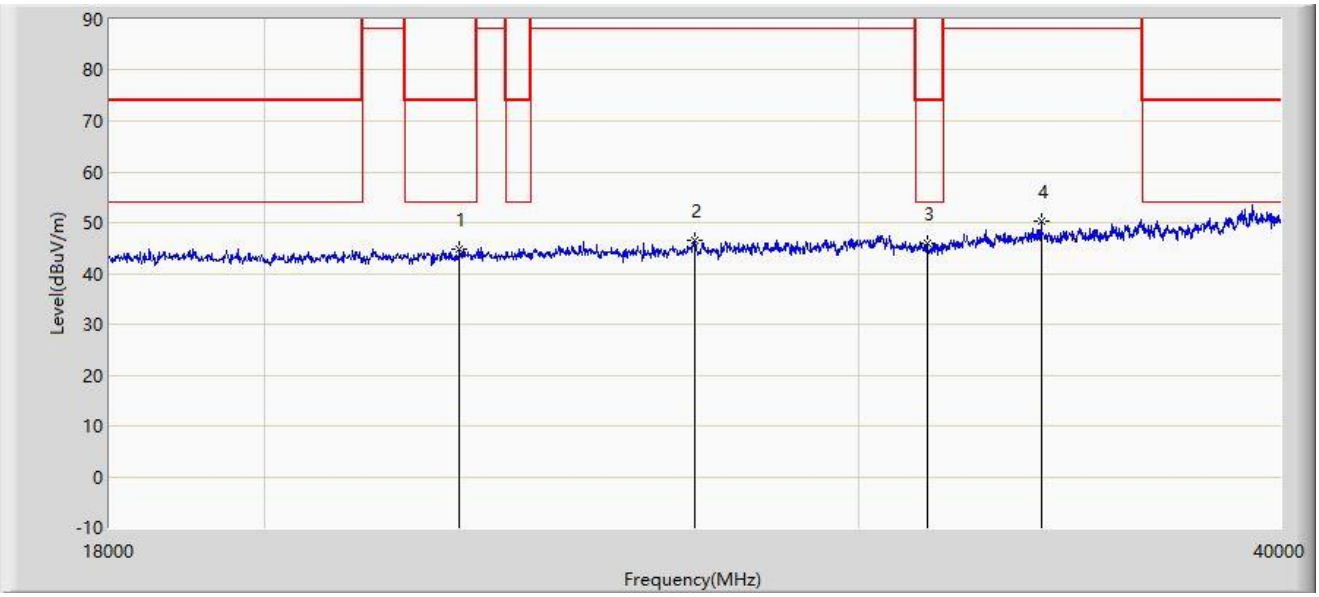

No	Mark	Frequency (MHz)	Measure Level (dBμV/m)	Reading Level (dBμV)	Margin (dB)	Limit (dBμV/m)	Factor (dB/m)	Type
1		22851.000	44.889	54.664	-29.111	74.000	-9.774	PK
2		26833.000	46.468	55.497	-61.733	108.200	-9.030	PK
3	*	31442.000	46.078	55.859	-27.922	74.000	-9.781	PK
4		33994.000	50.321	58.617	-57.879	108.200	-8.296	PK

Note 1: " * ", means this data is the worst emission level.

Note 2: Measure Level (dBμV/m) = Reading Level (dBμV) + Factor (dB/m).

Note 3: Factor (dB/m) = Cable Loss (dB) + Antenna Factor (dB/m) - Pre_Amplifier Gain (dB).

Note 4: Average measurement was not performed when peak measure level was lower than the average limit.

A.8 Radiated Band Edge Test Result

Site: WZ-AC1	Test Date: 2024-05-14
Limit: FCC_5.9G_RE(3m)	Engineer: Carl Jiang
Probe: BBHA9120D_1167_1-18GHz	Polarity: Horizontal
EUT: ACCESS POINT	Power: AC 120V/60Hz
Test Mode: Transmit by 802.11a at 5845MHz	

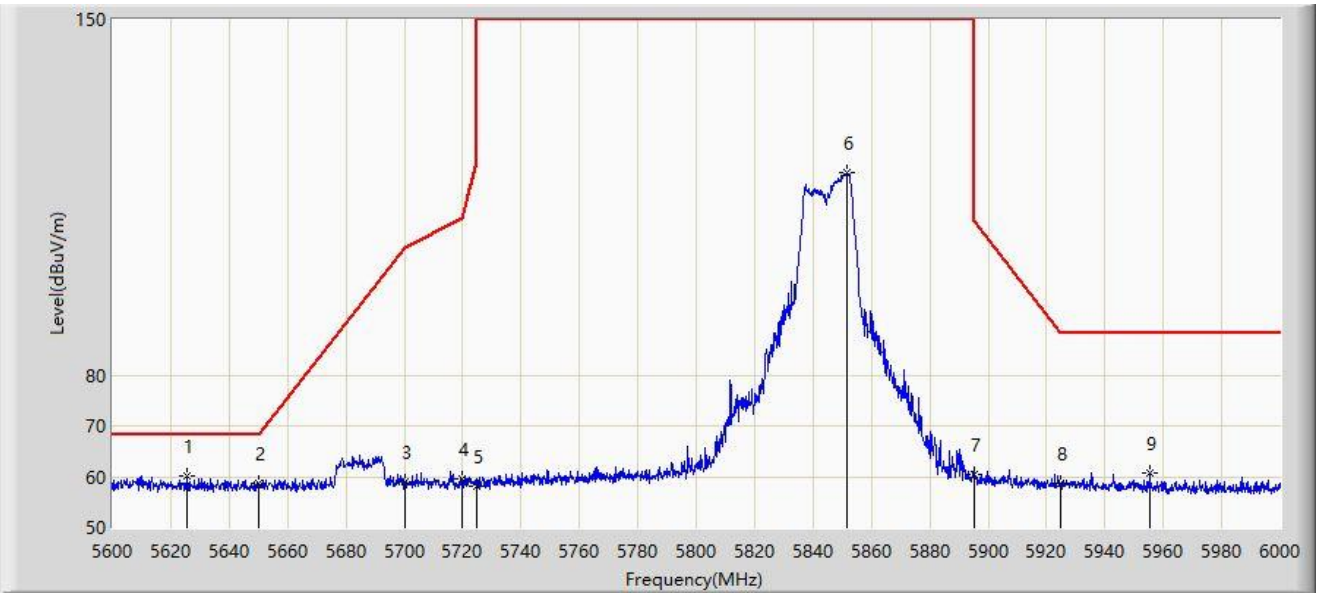

No	Mark	Frequency (MHz)	Measure Level (dBµV/m)	Reading Level (dBµV)	Margin (dB)	Limit (dBµV/m)	Factor (dB/m)	Type
1	*	5625.800	60.168	55.203	-8.032	68.200	4.965	PK
2		5650.000	58.696	53.800	-9.504	68.200	4.896	PK
3		5700.000	59.057	53.792	-46.143	105.200	5.265	PK
4		5720.000	59.425	54.334	-51.375	110.800	5.091	PK
5		5725.000	58.234	53.191	-63.966	122.200	5.043	PK
6		5851.800	119.807	114.223	N/A	N/A	5.584	PK
7		5895.000	60.533	55.193	-49.667	110.200	5.340	PK
8		5925.000	58.655	53.101	-29.545	88.200	5.554	PK
9		5955.400	60.753	55.347	-27.447	88.200	5.406	PK

Note 1: " * ", means this data is the worst emission level.

Note 2: Measure Level (dBµV/m) = Reading Level (dBµV) + Factor (dB/m).

Note 3: Factor (dB/m) = Cable Loss (dB) + Antenna Factor (dB/m) - Pre_Amplifier Gain (dB).

Site: WZ-AC1	Test Date: 2024-05-14
Limit: FCC_5.9G_RE(3m)	Engineer: Carl Jiang
Probe: BBHA9120D_1167_1-18GHz	Polarity: Vertical
EUT: ACCESS POINT	Power: AC 120V/60Hz
Test Mode: Transmit by 802.11a at 5845MHz	

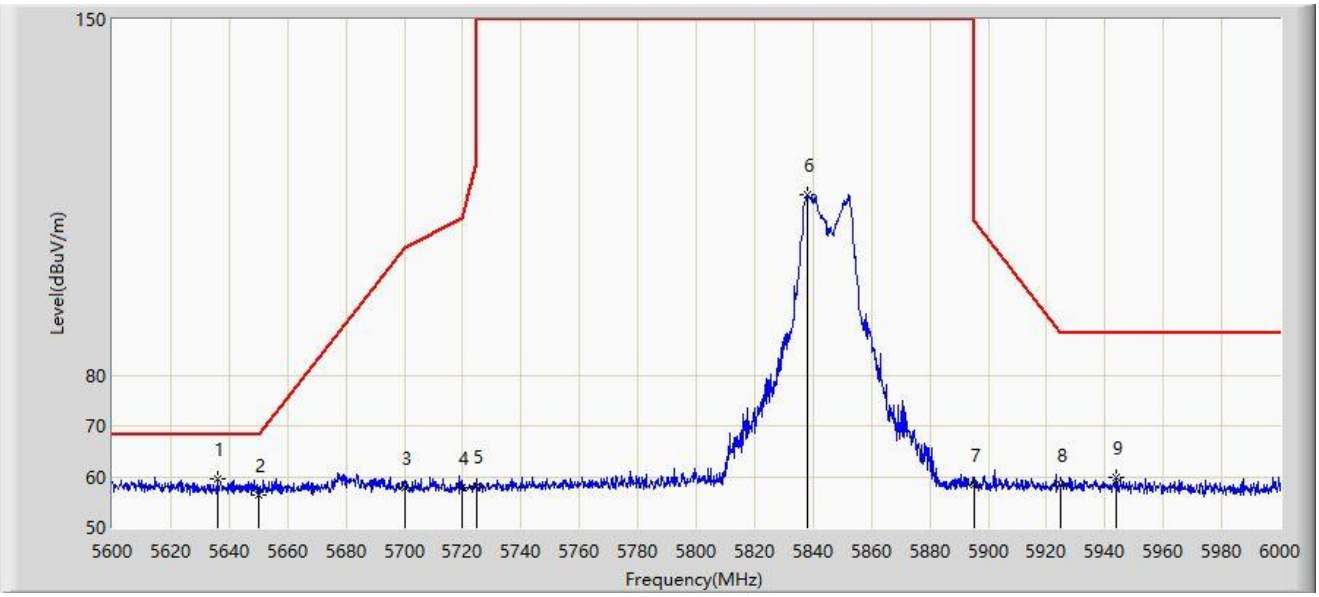

No	Mark	Frequency (MHz)	Measure Level (dBµV/m)	Reading Level (dBµV)	Margin (dB)	Limit (dBµV/m)	Factor (dB/m)	Type
1	*	5636.000	59.480	54.583	-8.720	68.200	4.897	PK
2		5650.000	56.378	51.482	-11.822	68.200	4.896	PK
3		5700.000	57.947	52.682	-47.253	105.200	5.265	PK
4		5720.000	57.930	52.839	-52.870	110.800	5.091	PK
5		5725.000	58.249	53.206	-63.951	122.200	5.043	PK
6		5838.000	115.493	109.950	N/A	N/A	5.543	PK
7		5895.000	58.469	53.129	-51.731	110.200	5.340	PK
8		5925.000	58.320	52.766	-29.880	88.200	5.554	PK
9		5943.800	59.799	54.329	-28.401	88.200	5.470	PK

Note 1: " * ", means this data is the worst emission level.

Note 2: Measure Level (dBµV/m) = Reading Level (dBµV) + Factor (dB/m).

Note 3: Factor (dB/m) = Cable Loss (dB) + Antenna Factor (dB/m) - Pre_Amplifier Gain (dB).

Site: WZ-AC1	Test Date: 2024-05-14
Limit: FCC_5.9G_RE(3m)	Engineer: Carl Jiang
Probe: BBHA9120D_1167_1-18GHz	Polarity: Horizontal
EUT: ACCESS POINT	Power: AC 120V/60Hz
Test Mode: Transmit by 802.11a at 5885MHz	

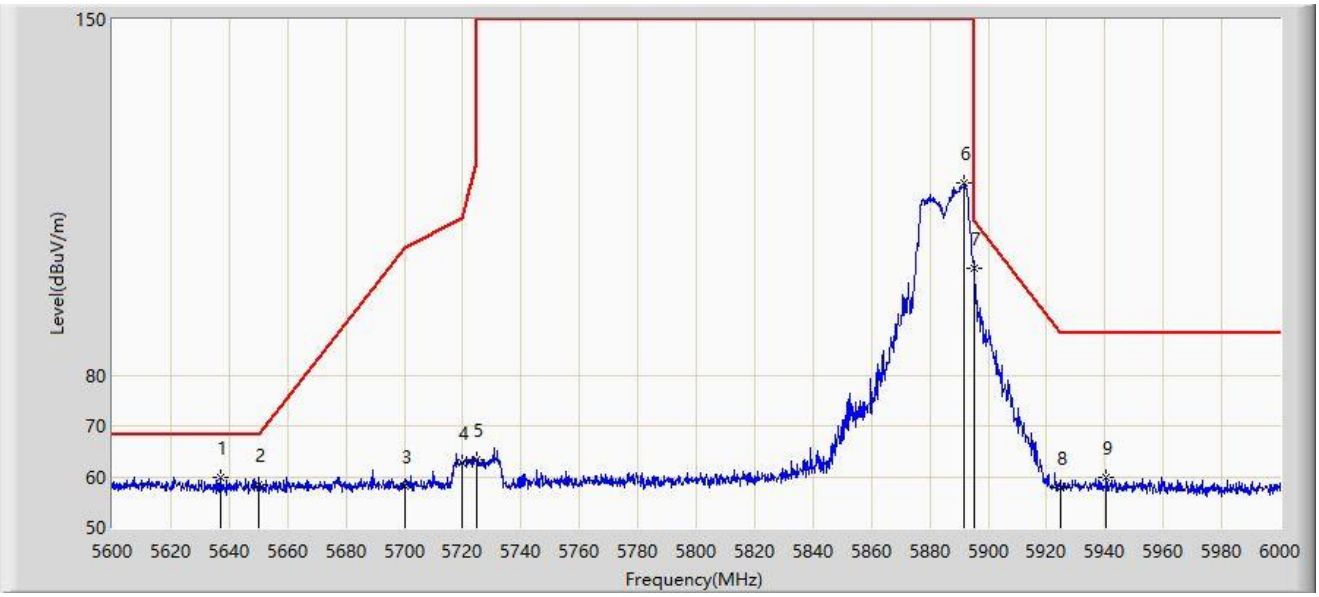

No	Mark	Frequency (MHz)	Measure Level (dBµV/m)	Reading Level (dBµV)	Margin (dB)	Limit (dBµV/m)	Factor (dB/m)	Type
1	*	5637.000	59.807	54.916	-8.393	68.200	4.892	PK
2		5650.000	58.324	53.428	-9.876	68.200	4.896	PK
3		5700.000	58.127	52.862	-47.073	105.200	5.265	PK
4		5720.000	62.625	57.534	-48.175	110.800	5.091	PK
5		5725.000	63.222	58.179	-58.978	122.200	5.043	PK
6		5891.800	117.734	112.396	N/A	N/A	5.338	PK
7		5895.000	101.046	95.706	-9.154	110.200	5.340	PK
8		5925.000	57.873	52.319	-30.327	88.200	5.554	PK
9		5940.600	59.966	54.495	-28.234	88.200	5.470	PK

Note 1: " * ", means this data is the worst emission level.

Note 2: Measure Level (dBµV/m) = Reading Level (dBµV) + Factor (dB/m).

Note 3: Factor (dB/m) = Cable Loss (dB) + Antenna Factor (dB/m) - Pre_Amplifier Gain (dB).

Site: WZ-AC1	Test Date: 2024-05-14
Limit: FCC_5.9G_RE(3m)	Engineer: Carl Jiang
Probe: BBHA9120D_1167_1-18GHz	Polarity: Vertical
EUT: ACCESS POINT	Power: AC 120V/60Hz
Test Mode: Transmit by 802.11a at 5885MHz	

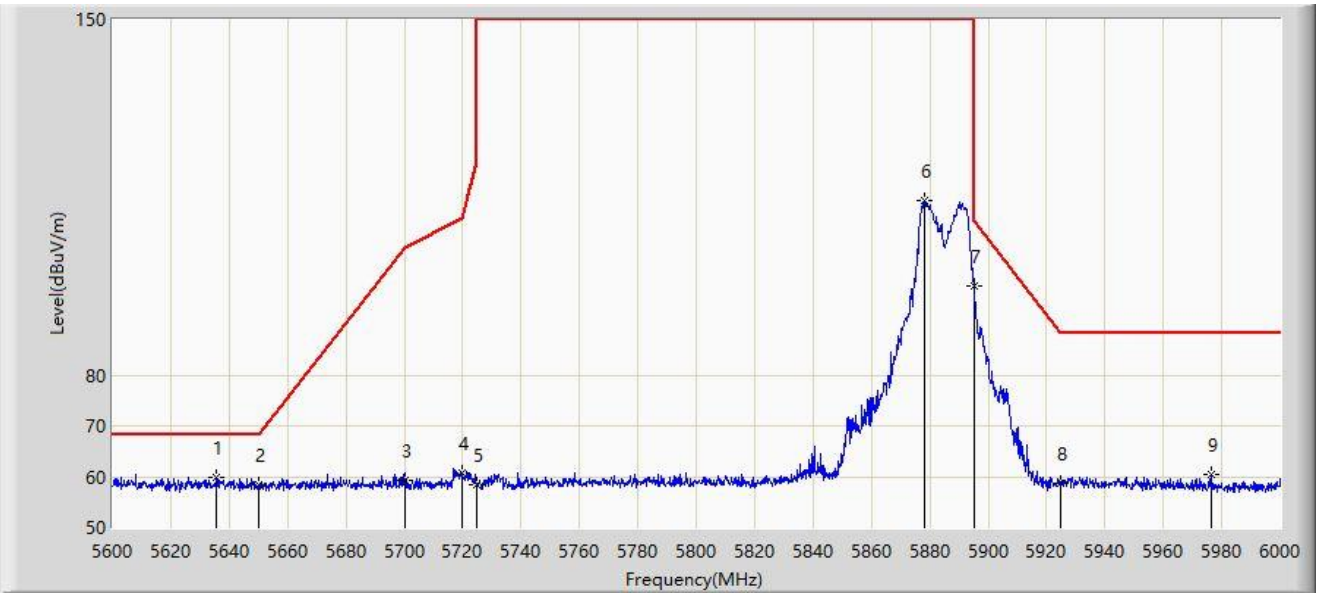

No	Mark	Frequency (MHz)	Measure Level (dBµV/m)	Reading Level (dBµV)	Margin (dB)	Limit (dBµV/m)	Factor (dB/m)	Type
1	*	5635.600	59.773	54.873	-8.427	68.200	4.900	PK
2		5650.000	58.529	53.633	-9.671	68.200	4.896	PK
3		5700.000	59.379	54.114	-45.821	105.200	5.265	PK
4		5720.000	60.841	55.750	-49.959	110.800	5.091	PK
5		5725.000	58.441	53.398	-63.759	122.200	5.043	PK
6		5878.000	114.234	108.845	N/A	N/A	5.389	PK
7		5895.000	97.666	92.326	-12.534	110.200	5.340	PK
8		5925.000	58.613	53.059	-29.587	88.200	5.554	PK
9		5976.200	60.331	54.985	-27.869	88.200	5.346	PK

Note 1: " * ", means this data is the worst emission level.

Note 2: Measure Level (dBµV/m) = Reading Level (dBµV) + Factor (dB/m).

Note 3: Factor (dB/m) = Cable Loss (dB) + Antenna Factor (dB/m) - Pre_Amplifier Gain (dB).

Site: WZ-AC1	Test Date: 2024-05-14
Limit: FCC_5.9G_RE(3m)	Engineer: Carl Jiang
Probe: BBHA9120D_1167_1-18GHz	Polarity: Horizontal
EUT: ACCESS POINT	Power: AC 120V/60Hz
Test Mode: Transmit by 802.11ac-VHT20 at 5845MHz	

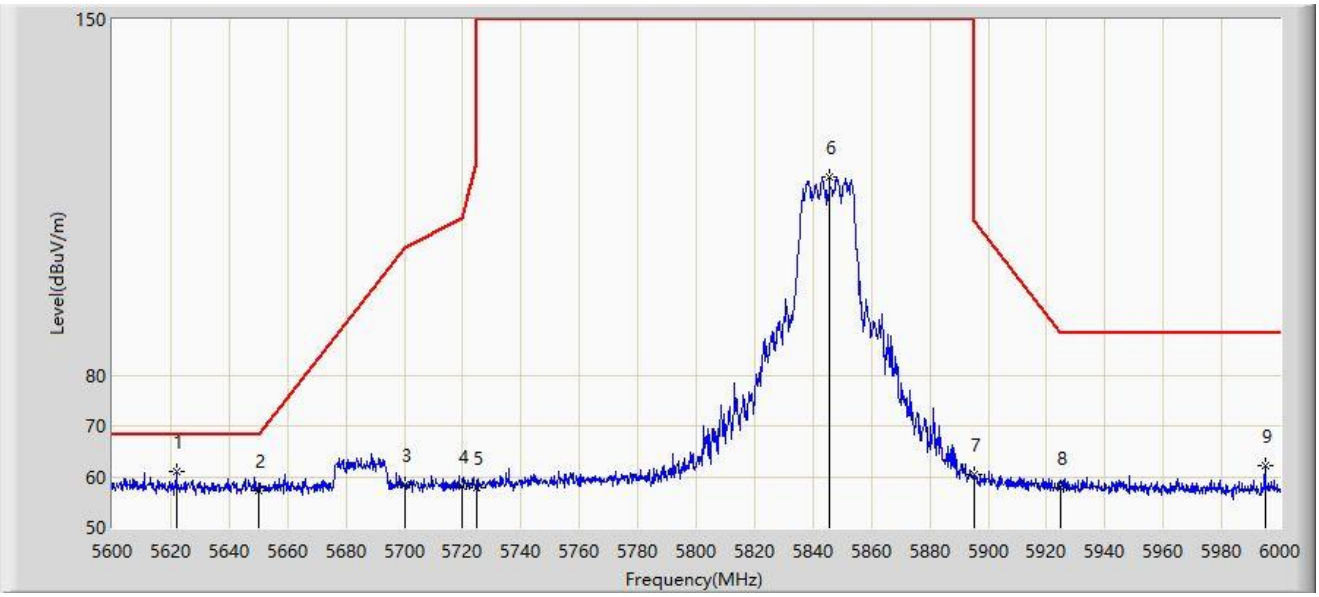

No	Mark	Frequency (MHz)	Measure Level (dBµV/m)	Reading Level (dBµV)	Margin (dB)	Limit (dBµV/m)	Factor (dB/m)	Type
1	*	5622.000	61.127	56.110	-7.073	68.200	5.017	PK
2		5650.000	57.244	52.348	-10.956	68.200	4.896	PK
3		5700.000	58.278	53.013	-46.922	105.200	5.265	PK
4		5720.000	58.210	53.119	-52.590	110.800	5.091	PK
5		5725.000	57.818	52.775	-64.382	122.200	5.043	PK
6		5845.600	118.866	113.228	N/A	N/A	5.639	PK
7		5895.000	60.469	55.129	-49.731	110.200	5.340	PK
8		5925.000	57.879	52.325	-30.321	88.200	5.554	PK
9		5994.800	62.083	56.603	-26.117	88.200	5.480	PK

Note 1: " * ", means this data is the worst emission level.

Note 2: Measure Level (dBµV/m) = Reading Level (dBµV) + Factor (dB/m).

Note 3: Factor (dB/m) = Cable Loss (dB) + Antenna Factor (dB/m) - Pre_Amplifier Gain (dB).

Site: WZ-AC1	Test Date: 2024-05-14
Limit: FCC_5.9G_RE(3m)	Engineer: Carl Jiang
Probe: BBHA9120D_1167_1-18GHz	Polarity: Vertical
EUT: ACCESS POINT	Power: AC 120V/60Hz
Test Mode: Transmit by 802.11ac-VHT20 at 5845MHz	

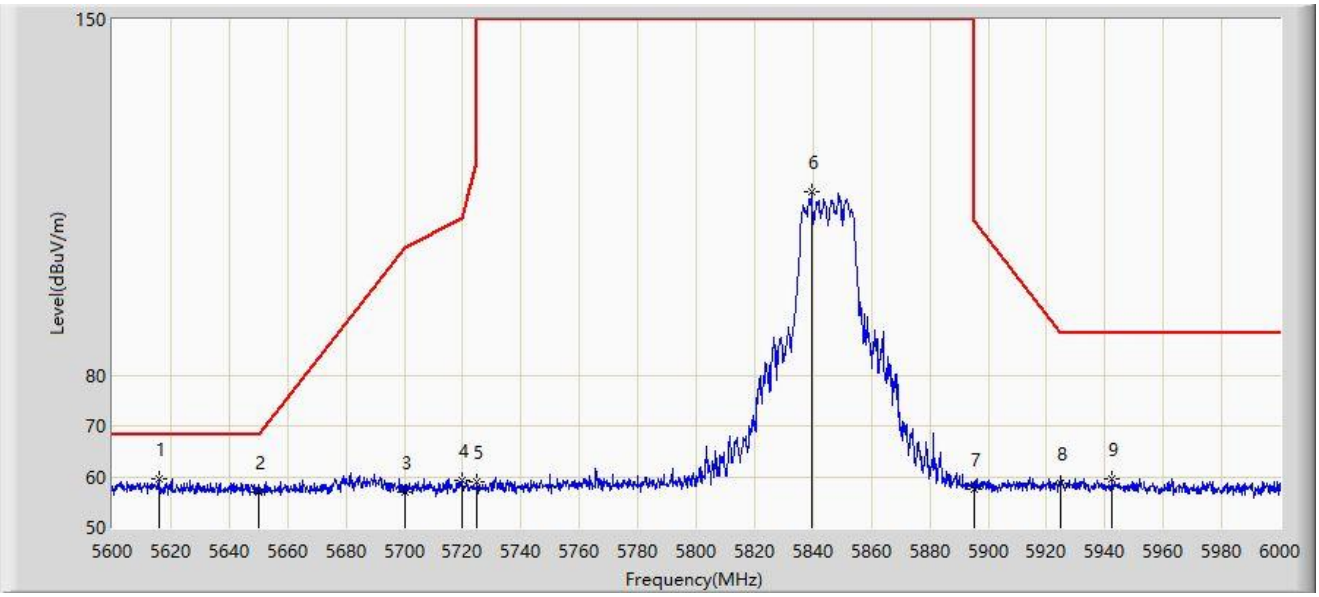

No	Mark	Frequency (MHz)	Measure Level (dBµV/m)	Reading Level (dBµV)	Margin (dB)	Limit (dBµV/m)	Factor (dB/m)	Type
1	*	5616.000	59.662	54.521	-8.538	68.200	5.141	PK
2		5650.000	56.988	52.092	-11.212	68.200	4.896	PK
3		5700.000	57.075	51.810	-48.125	105.200	5.265	PK
4		5720.000	59.411	54.320	-51.389	110.800	5.091	PK
5		5725.000	58.854	53.811	-63.346	122.200	5.043	PK
6		5839.400	116.054	110.491	N/A	N/A	5.563	PK
7		5895.000	57.608	52.268	-52.592	110.200	5.340	PK
8		5925.000	58.665	53.111	-29.535	88.200	5.554	PK
9		5942.600	59.559	54.095	-28.641	88.200	5.464	PK

Note 1: " * ", means this data is the worst emission level.

Note 2: Measure Level (dBµV/m) = Reading Level (dBµV) + Factor (dB/m).

Note 3: Factor (dB/m) = Cable Loss (dB) + Antenna Factor (dB/m) - Pre_Amplifier Gain (dB).

Site: WZ-AC1	Test Date: 2024-05-14
Limit: FCC_5.9G_RE(3m)	Engineer: Carl Jiang
Probe: BBHA9120D_1167_1-18GHz	Polarity: Horizontal
EUT: ACCESS POINT	Power: AC 120V/60Hz
Test Mode: Transmit by 802.11ac-VHT20 at 5885MHz	

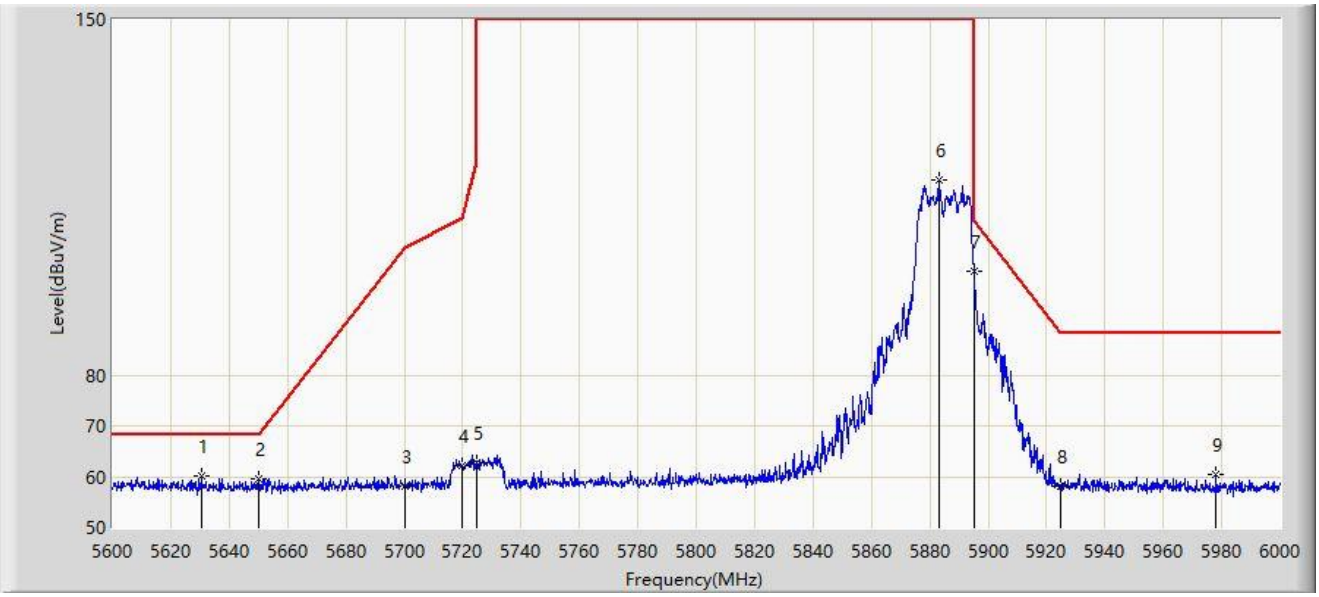

No	Mark	Frequency (MHz)	Measure Level (dBµV/m)	Reading Level (dBµV)	Margin (dB)	Limit (dBµV/m)	Factor (dB/m)	Type
1	*	5630.400	60.191	55.257	-8.009	68.200	4.935	PK
2		5650.000	59.654	54.758	-8.546	68.200	4.896	PK
3		5700.000	58.089	52.824	-47.111	105.200	5.265	PK
4		5720.000	62.116	57.025	-48.684	110.800	5.091	PK
5		5725.000	62.715	57.672	-59.485	122.200	5.043	PK
6		5883.000	118.415	113.058	N/A	N/A	5.356	PK
7		5895.000	100.305	94.965	-9.895	110.200	5.340	PK
8		5925.000	58.182	52.628	-30.018	88.200	5.554	PK
9		5978.000	60.378	55.028	-27.822	88.200	5.350	PK

Note 1: " * ", means this data is the worst emission level.

Note 2: Measure Level (dBµV/m) = Reading Level (dBµV) + Factor (dB/m).

Note 3: Factor (dB/m) = Cable Loss (dB) + Antenna Factor (dB/m) - Pre_Amplifier Gain (dB).

Site: WZ-AC1	Test Date: 2024-05-14
Limit: FCC_5.9G_RE(3m)	Engineer: Carl Jiang
Probe: BBHA9120D_1167_1-18GHz	Polarity: Vertical
EUT: ACCESS POINT	Power: AC 120V/60Hz
Test Mode: Transmit by 802.11ac-VHT20 at 5885MHz	

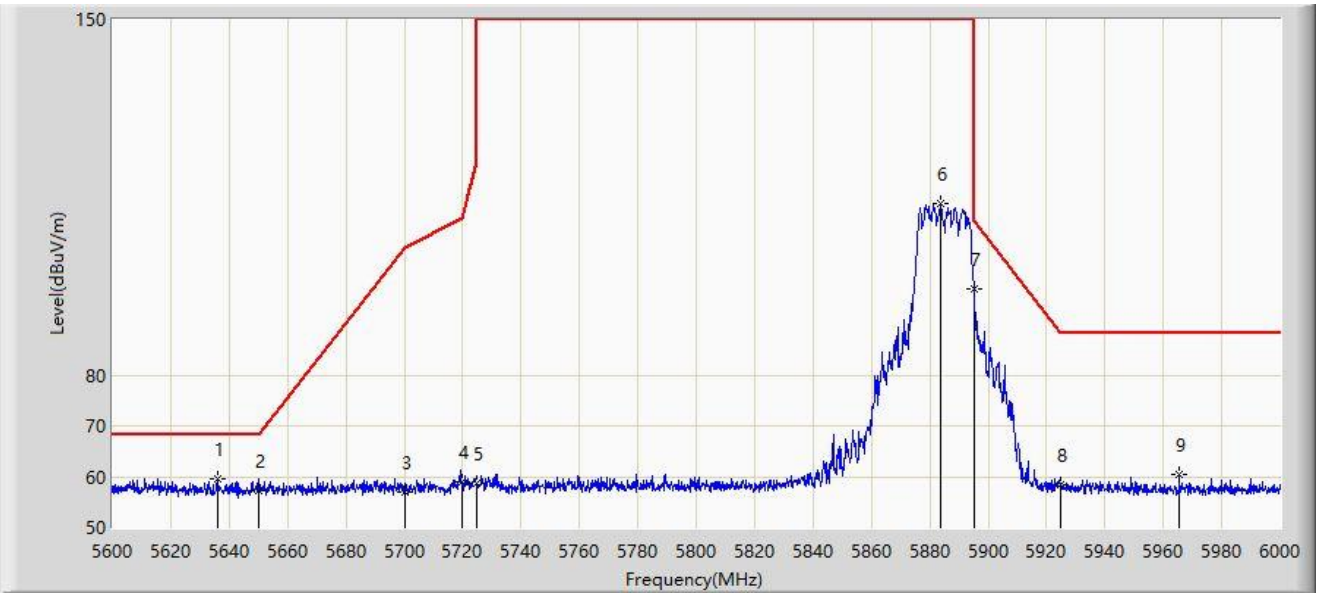

No	Mark	Frequency (MHz)	Measure Level (dBµV/m)	Reading Level (dBµV)	Margin (dB)	Limit (dBµV/m)	Factor (dB/m)	Type
1	*	5636.000	59.634	54.737	-8.566	68.200	4.897	PK
2		5650.000	57.193	52.297	-11.007	68.200	4.896	PK
3		5700.000	56.873	51.608	-48.327	105.200	5.265	PK
4		5720.000	59.015	53.924	-51.785	110.800	5.091	PK
5		5725.000	58.572	53.529	-63.628	122.200	5.043	PK
6		5883.800	113.728	108.374	N/A	N/A	5.353	PK
7		5895.000	97.093	91.753	-13.107	110.200	5.340	PK
8		5925.000	58.275	52.721	-29.925	88.200	5.554	PK
9		5965.400	60.509	55.189	-27.691	88.200	5.320	PK

Note 1: " * ", means this data is the worst emission level.

Note 2: Measure Level (dBµV/m) = Reading Level (dBµV) + Factor (dB/m).

Note 3: Factor (dB/m) = Cable Loss (dB) + Antenna Factor (dB/m) - Pre_Amplifier Gain (dB).

Site: WZ-AC1	Test Date: 2024-05-14
Limit: FCC_5.9G_RE(3m)	Engineer: Carl Jiang
Probe: BBHA9120D_1167_1-18GHz	Polarity: Horizontal
EUT: ACCESS POINT	Power: AC 120V/60Hz
Test Mode: Transmit by 802.11ac-VHT40 at 5835MHz	

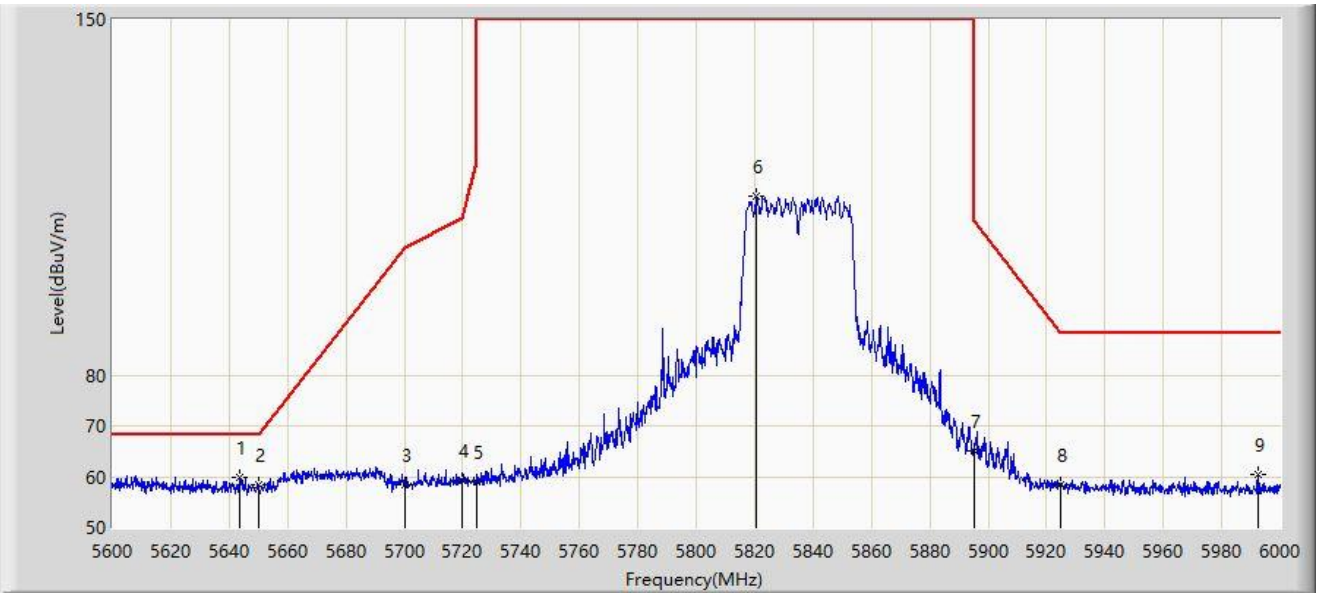

No	Mark	Frequency (MHz)	Measure Level (dBµV/m)	Reading Level (dBµV)	Margin (dB)	Limit (dBµV/m)	Factor (dB/m)	Type
1	*	5643.400	59.958	55.081	-8.242	68.200	4.877	PK
2		5650.000	58.295	53.399	-9.905	68.200	4.896	PK
3		5700.000	58.548	53.283	-46.652	105.200	5.265	PK
4		5720.000	59.351	54.260	-51.449	110.800	5.091	PK
5		5725.000	58.865	53.822	-63.335	122.200	5.043	PK
6		5820.800	115.241	109.871	N/A	N/A	5.370	PK
7		5895.000	65.112	59.772	-45.088	110.200	5.340	PK
8		5925.000	58.387	52.833	-29.813	88.200	5.554	PK
9		5992.400	60.532	55.079	-27.668	88.200	5.453	PK

Note 1: " * ", means this data is the worst emission level.

Note 2: Measure Level (dBµV/m) = Reading Level (dBµV) + Factor (dB/m).

Note 3: Factor (dB/m) = Cable Loss (dB) + Antenna Factor (dB/m) - Pre_Amplifier Gain (dB).

Site: WZ-AC1	Test Date: 2024-05-14
Limit: FCC_5.9G_RE(3m)	Engineer: Carl Jiang
Probe: BBHA9120D_1167_1-18GHz	Polarity: Vertical
EUT: ACCESS POINT	Power: AC 120V/60Hz
Test Mode: Transmit by 802.11ac-VHT40 at 5835MHz	

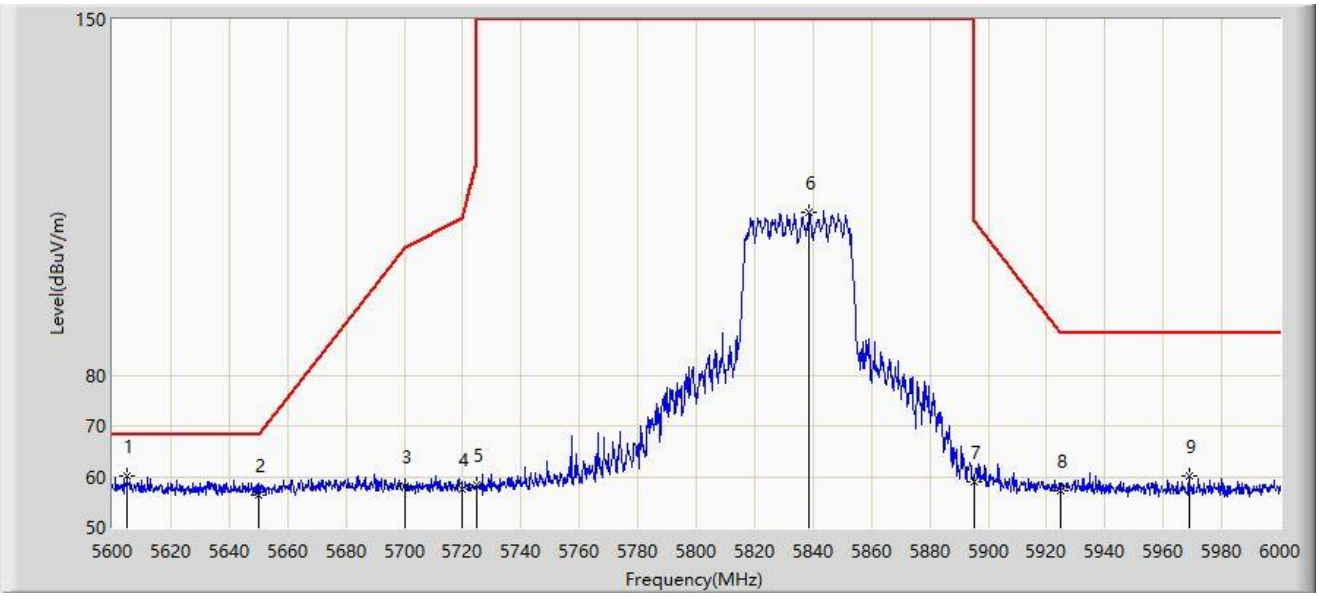

No	Mark	Frequency (MHz)	Measure Level (dBµV/m)	Reading Level (dBµV)	Margin (dB)	Limit (dBµV/m)	Factor (dB/m)	Type
1	*	5605.000	60.070	54.775	-8.130	68.200	5.295	PK
2		5650.000	56.435	51.539	-11.765	68.200	4.896	PK
3		5700.000	58.011	52.746	-47.189	105.200	5.265	PK
4		5720.000	57.670	52.579	-53.130	110.800	5.091	PK
5		5725.000	58.420	53.377	-63.780	122.200	5.043	PK
6		5838.800	112.077	106.523	N/A	N/A	5.555	PK
7		5895.000	59.071	53.731	-51.129	110.200	5.340	PK
8		5925.000	57.335	51.781	-30.865	88.200	5.554	PK
9		5968.800	60.027	54.699	-28.173	88.200	5.328	PK

Note 1: " * ", means this data is the worst emission level.

Note 2: Measure Level (dBµV/m) = Reading Level (dBµV) + Factor (dB/m).

Note 3: Factor (dB/m) = Cable Loss (dB) + Antenna Factor (dB/m) - Pre_Amplifier Gain (dB).

Site: WZ-AC1	Test Date: 2024-05-14
Limit: FCC_5.9G_RE(3m)	Engineer: Carl Jiang
Probe: BBHA9120D_1167_1-18GHz	Polarity: Horizontal
EUT: ACCESS POINT	Power: AC 120V/60Hz
Test Mode: Transmit by 802.11ac-VHT40 at 5875MHz	

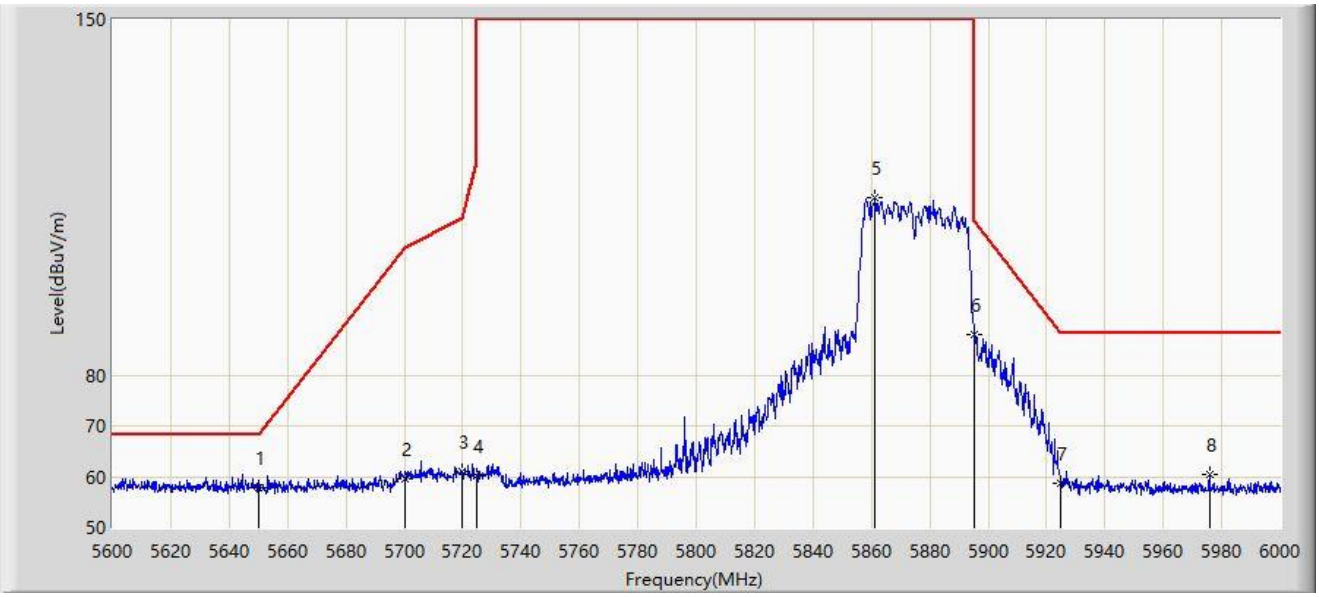

No	Mark	Frequency (MHz)	Measure Level (dBµV/m)	Reading Level (dBµV)	Margin (dB)	Limit (dBµV/m)	Factor (dB/m)	Type
1	*	5650.000	57.733	52.837	-10.467	68.200	4.896	PK
2		5700.000	59.570	54.305	-45.630	105.200	5.265	PK
3		5720.000	61.113	56.022	-49.687	110.800	5.091	PK
4		5725.000	60.195	55.152	-62.005	122.200	5.043	PK
5		5861.200	114.938	109.354	N/A	N/A	5.584	PK
6		5895.000	88.081	82.741	-22.119	110.200	5.340	PK
7		5925.000	58.755	53.201	-29.445	88.200	5.554	PK
8		5975.800	60.437	55.092	-27.763	88.200	5.345	PK

Note 1: " * ", means this data is the worst emission level.

Note 2: Measure Level (dBµV/m) = Reading Level (dBµV) + Factor (dB/m).

Note 3: Factor (dB/m) = Cable Loss (dB) + Antenna Factor (dB/m) - Pre_Amplifier Gain (dB).

Site: WZ-AC1	Test Date: 2024-05-14
Limit: FCC_5.9G_RE(3m)	Engineer: Carl Jiang
Probe: BBHA9120D_1167_1-18GHz	Polarity: Vertical
EUT: ACCESS POINT	Power: AC 120V/60Hz
Test Mode: Transmit by 802.11ac-VHT40 at 5875MHz	

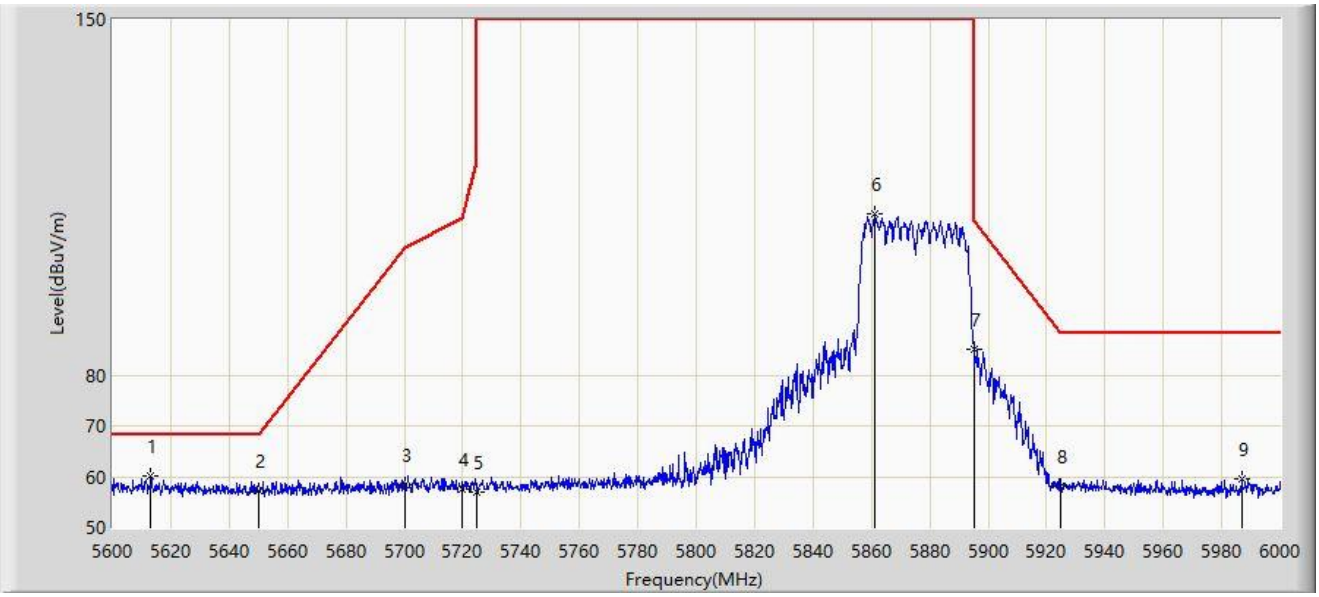

No	Mark	Frequency (MHz)	Measure Level (dBµV/m)	Reading Level (dBµV)	Margin (dB)	Limit (dBµV/m)	Factor (dB/m)	Type
1	*	5613.200	60.100	54.899	-8.100	68.200	5.201	PK
2		5650.000	57.291	52.395	-10.909	68.200	4.896	PK
3		5700.000	58.361	53.096	-46.839	105.200	5.265	PK
4		5720.000	57.511	52.420	-53.289	110.800	5.091	PK
5		5725.000	57.101	52.058	-65.099	122.200	5.043	PK
6		5861.000	111.832	106.248	N/A	N/A	5.584	PK
7		5895.000	85.185	79.845	-25.015	110.200	5.340	PK
8		5925.000	58.087	52.533	-30.113	88.200	5.554	PK
9		5986.800	59.487	54.096	-28.713	88.200	5.390	PK

Note 1: " * ", means this data is the worst emission level.

Note 2: Measure Level (dBµV/m) = Reading Level (dBµV) + Factor (dB/m).

Note 3: Factor (dB/m) = Cable Loss (dB) + Antenna Factor (dB/m) - Pre_Amplifier Gain (dB).

Site: WZ-AC1	Test Date: 2024-05-14
Limit: FCC_5.9G_RE(3m)	Engineer: Carl Jiang
Probe: BBHA9120D_1167_1-18GHz	Polarity: Horizontal
EUT: ACCESS POINT	Power: AC 120V/60Hz
Test Mode: Transmit by 802.11ac-VHT80 at 5855MHz	

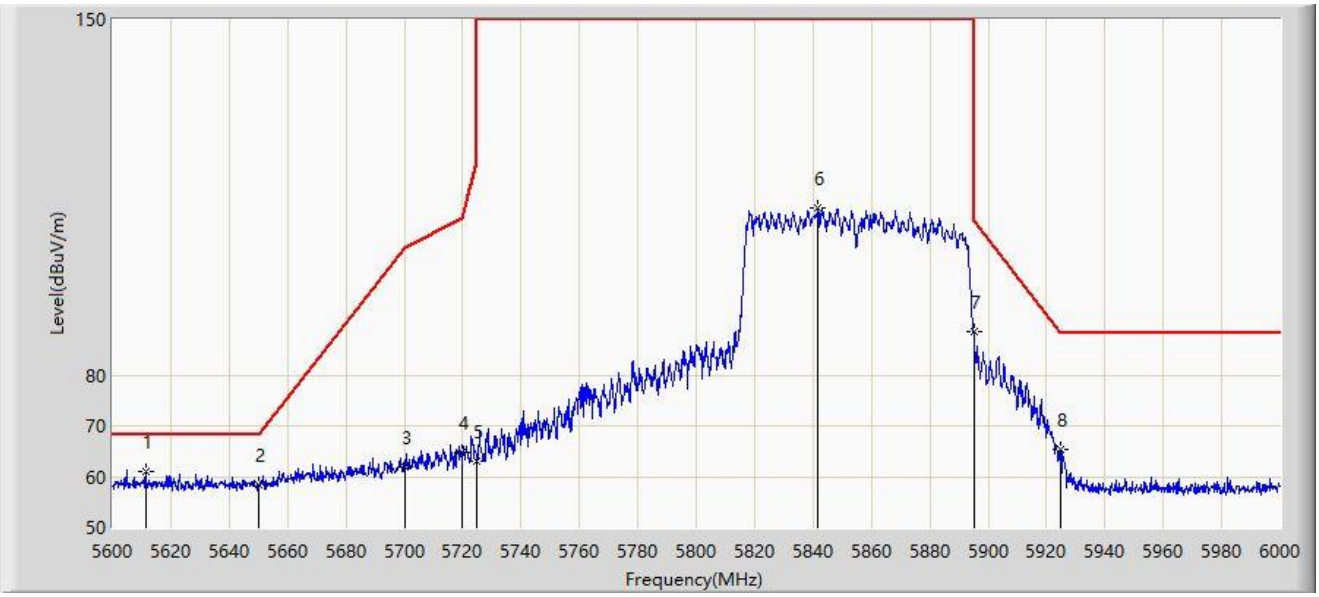

No	Mark	Frequency (MHz)	Measure Level (dBμV/m)	Reading Level (dBμV)	Margin (dB)	Limit (dBμV/m)	Factor (dB/m)	Type
1	*	5611.400	61.112	55.873	-7.088	68.200	5.239	PK
2		5650.000	58.538	53.642	-9.662	68.200	4.896	PK
3		5700.000	61.792	56.527	-43.408	105.200	5.265	PK
4		5720.000	64.691	59.600	-46.109	110.800	5.091	PK
5		5725.000	63.083	58.040	-59.117	122.200	5.043	PK
6		5841.800	113.022	107.425	N/A	N/A	5.597	PK
7		5895.000	88.483	83.143	-21.717	110.200	5.340	PK
8		5925.000	65.484	59.930	-22.716	88.200	5.554	PK

Note 1: " * ", means this data is the worst emission level.

Note 2: Measure Level (dBμV/m) = Reading Level (dBμV) + Factor (dB/m).

Note 3: Factor (dB/m) = Cable Loss (dB) + Antenna Factor (dB/m) - Pre_Amplifier Gain (dB).

Site: WZ-AC1	Test Date: 2024-05-14
Limit: FCC_5.9G_RE(3m)	Engineer: Carl Jiang
Probe: BBHA9120D_1167_1-18GHz	Polarity: Vertical
EUT: ACCESS POINT	Power: AC 120V/60Hz
Test Mode: Transmit by 802.11ac-VHT80 at 5855MHz	

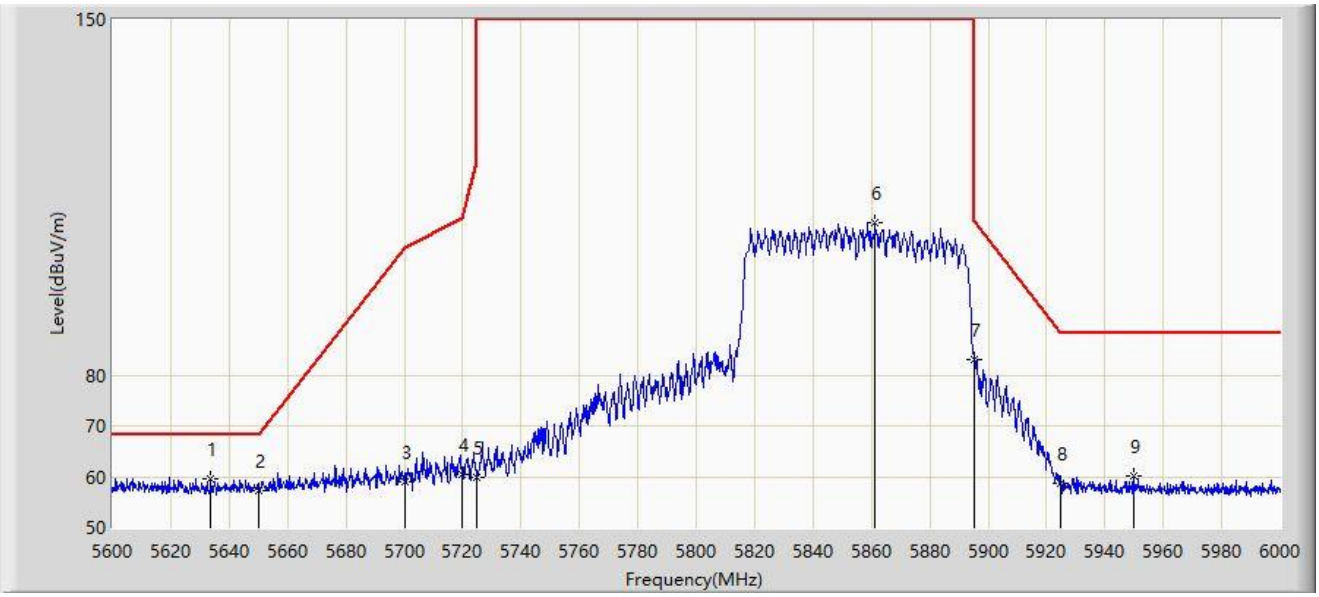

No	Mark	Frequency (MHz)	Measure Level (dBµV/m)	Reading Level (dBµV)	Margin (dB)	Limit (dBµV/m)	Factor (dB/m)	Type
1	*	5633.800	59.668	54.756	-8.532	68.200	4.912	PK
2		5650.000	57.257	52.361	-10.943	68.200	4.896	PK
3		5700.000	59.018	53.753	-46.182	105.200	5.265	PK
4		5720.000	60.302	55.211	-50.498	110.800	5.091	PK
5		5725.000	59.903	54.860	-62.297	122.200	5.043	PK
6		5861.200	110.064	104.480	N/A	N/A	5.584	PK
7		5895.000	83.032	77.692	-27.168	110.200	5.340	PK
8		5925.000	58.772	53.218	-29.428	88.200	5.554	PK
9		5950.000	60.184	54.726	-28.016	88.200	5.458	PK

Note 1: " * ", means this data is the worst emission level.

Note 2: Measure Level (dBµV/m) = Reading Level (dBµV) + Factor (dB/m).

Note 3: Factor (dB/m) = Cable Loss (dB) + Antenna Factor (dB/m) - Pre_Amplifier Gain (dB).

Site: WZ-AC2	Test Date: 2024-05-06
Limit: FCC_5.9G_RE(3m)	Engineer: Dick Shen
Probe: BBHA9120D_1457_1-18GHz	Polarity: Horizontal
EUT: ACCESS POINT	Power: AC 120V/60Hz
Test Mode: Transmit by 802.11ac-VHT160 at 5815MHz	

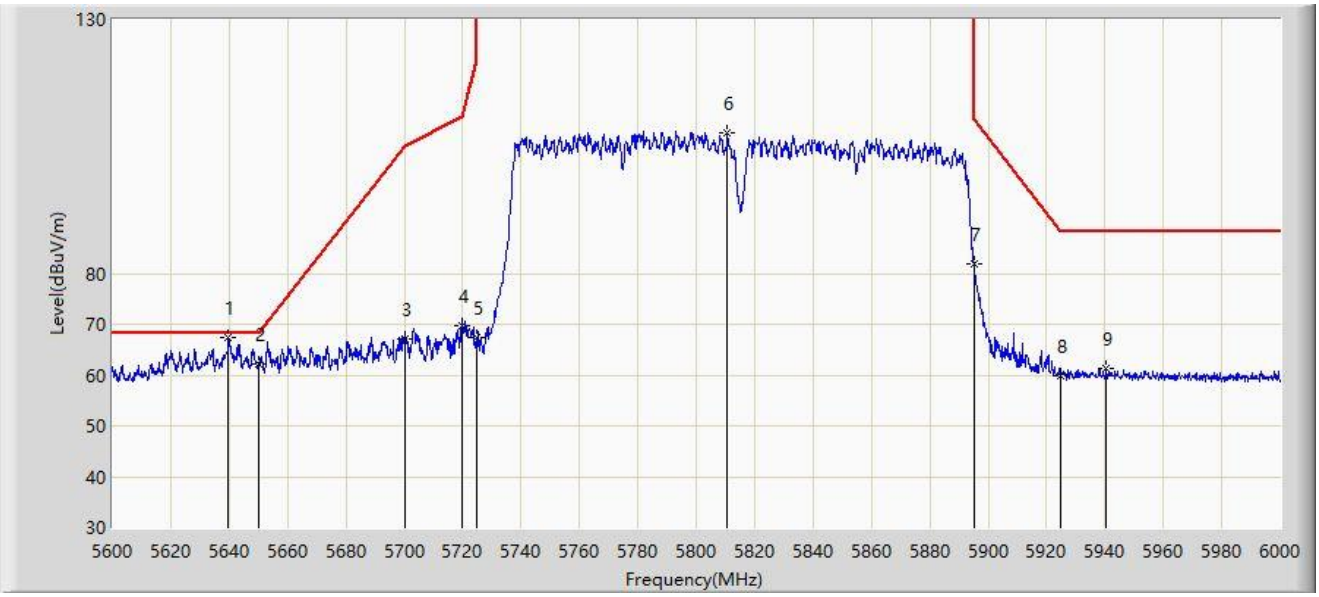

No	Mark	Frequency (MHz)	Measure Level (dBµV/m)	Reading Level (dBµV)	Margin (dB)	Limit (dBµV/m)	Factor (dB/m)	Type
1	*	5639.800	67.319	62.748	-0.881	68.200	4.572	PK
2		5650.000	62.264	57.761	-5.936	68.200	4.502	PK
3		5700.000	67.120	62.257	-38.080	105.200	4.863	PK
4		5720.000	69.629	64.536	-41.171	110.800	5.093	PK
5		5725.000	67.403	62.269	-54.797	122.200	5.134	PK
6		5810.600	107.581	102.173	N/A	N/A	5.407	PK
7		5895.000	81.831	76.415	-28.369	110.200	5.417	PK
8		5925.000	59.853	54.344	-28.347	88.200	5.509	PK
9		5940.400	61.425	55.860	-26.775	88.200	5.565	PK

Note 1: " * ", means this data is the worst emission level.

Note 2: Measure Level (dBµV/m) = Reading Level (dBµV) + Factor (dB/m).

Note 3: Factor (dB/m) = Cable Loss (dB) + Antenna Factor (dB/m) - Pre_Amplifier Gain (dB).

Site: WZ-AC2	Test Date: 2024-05-06
Limit: FCC_5.9G_RE(3m)	Engineer: Dick Shen
Probe: BBHA9120D_1457_1-18GHz	Polarity: Vertical
EUT: ACCESS POINT	Power: AC 120V/60Hz
Test Mode: Transmit by 802.11ac-VHT160 at 5815MHz	

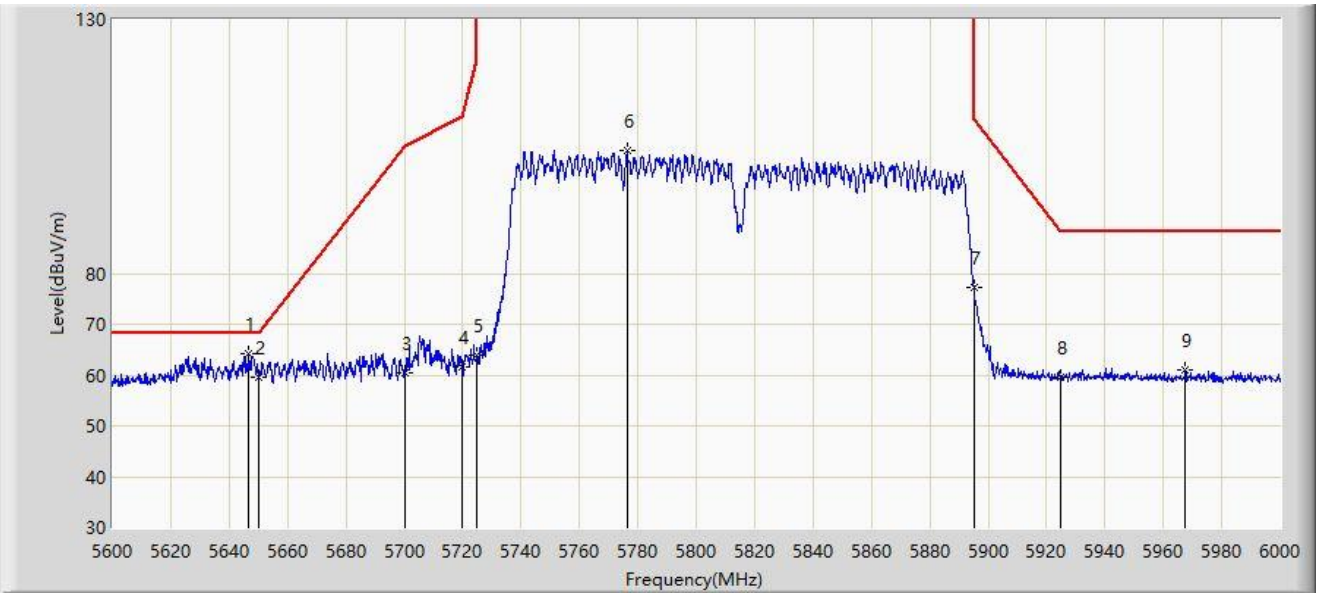

No	Mark	Frequency (MHz)	Measure Level (dBµV/m)	Reading Level (dBµV)	Margin (dB)	Limit (dBµV/m)	Factor (dB/m)	Type
1	*	5646.800	64.089	59.558	-4.111	68.200	4.531	PK
2		5650.000	59.608	55.105	-8.592	68.200	4.502	PK
3		5700.000	60.568	55.705	-44.632	105.200	4.863	PK
4		5720.000	61.728	56.635	-49.072	110.800	5.093	PK
5		5725.000	63.817	58.683	-58.383	122.200	5.134	PK
6		5776.200	104.134	98.891	N/A	N/A	5.243	PK
7		5895.000	77.166	71.750	-33.034	110.200	5.417	PK
8		5925.000	59.692	54.183	-28.508	88.200	5.509	PK
9		5967.600	61.072	55.482	-27.128	88.200	5.590	PK

Note 1: " * ", means this data is the worst emission level.

Note 2: Measure Level (dBµV/m) = Reading Level (dBµV) + Factor (dB/m).

Note 3: Factor (dB/m) = Cable Loss (dB) + Antenna Factor (dB/m) - Pre_Amplifier Gain (dB).

Site: WZ-AC1	Test Date: 2024-05-14
Limit: FCC_5.9G_RE(3m)	Engineer: Carl Jiang
Probe: BBHA9120D_1167_1-18GHz	Polarity: Horizontal
EUT: ACCESS POINT	Power: AC 120V/60Hz
Test Mode: Transmit by 802.11ax-HE20 at 5845MHz	

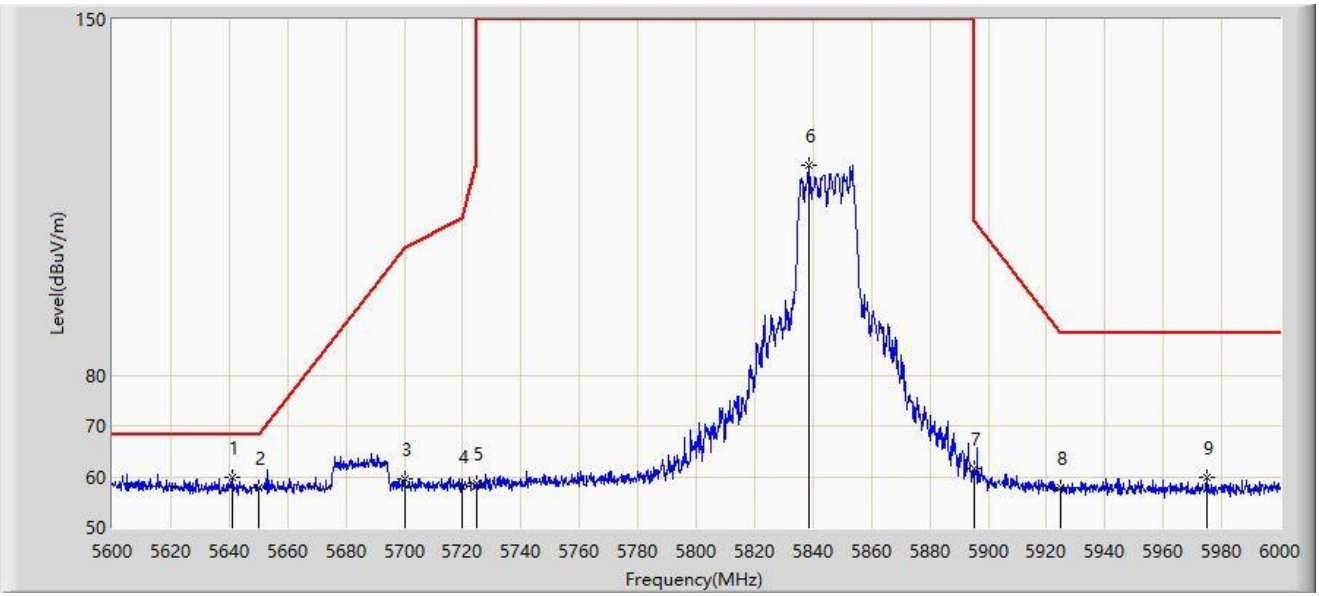

No	Mark	Frequency (MHz)	Measure Level (dBµV/m)	Reading Level (dBµV)	Margin (dB)	Limit (dBµV/m)	Factor (dB/m)	Type
1	*	5641.200	59.727	54.856	-8.473	68.200	4.871	PK
2		5650.000	57.882	52.986	-10.318	68.200	4.896	PK
3		5700.000	59.444	54.179	-45.756	105.200	5.265	PK
4		5720.000	58.186	53.095	-52.614	110.800	5.091	PK
5		5725.000	58.709	53.666	-63.491	122.200	5.043	PK
6		5838.600	121.320	115.769	N/A	N/A	5.552	PK
7		5895.000	61.523	56.183	-48.677	110.200	5.340	PK
8		5925.000	57.858	52.304	-30.342	88.200	5.554	PK
9		5974.800	59.994	54.652	-28.206	88.200	5.342	PK

Note 1: " * ", means this data is the worst emission level.

Note 2: Measure Level (dBµV/m) = Reading Level (dBµV) + Factor (dB/m).

Note 3: Factor (dB/m) = Cable Loss (dB) + Antenna Factor (dB/m) - Pre_Amplifier Gain (dB).

Site: WZ-AC1	Test Date: 2024-05-14
Limit: FCC_5.9G_RE(3m)	Engineer: Carl Jiang
Probe: BBHA9120D_1167_1-18GHz	Polarity: Vertical
EUT: ACCESS POINT	Power: AC 120V/60Hz
Test Mode: Transmit by 802.11ax-HE20 at 5845MHz	

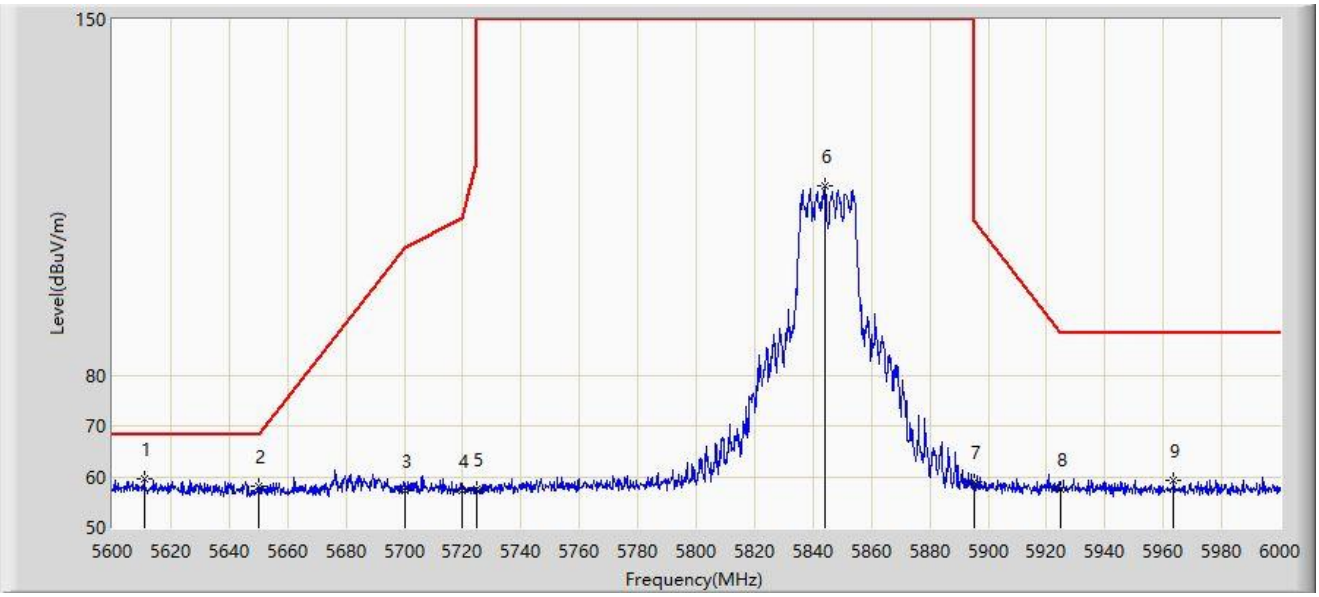

No	Mark	Frequency (MHz)	Measure Level (dBµV/m)	Reading Level (dBµV)	Margin (dB)	Limit (dBµV/m)	Factor (dB/m)	Type
1	*	5610.800	59.684	54.432	-8.516	68.200	5.252	PK
2		5650.000	58.226	53.330	-9.974	68.200	4.896	PK
3		5700.000	57.242	51.977	-47.958	105.200	5.265	PK
4		5720.000	57.252	52.161	-53.548	110.800	5.091	PK
5		5725.000	57.592	52.549	-64.608	122.200	5.043	PK
6		5844.200	117.152	111.520	N/A	N/A	5.632	PK
7		5895.000	58.981	53.641	-51.219	110.200	5.340	PK
8		5925.000	57.504	51.950	-30.696	88.200	5.554	PK
9		5963.600	59.394	54.073	-28.806	88.200	5.321	PK

Note 1: " * ", means this data is the worst emission level.

Note 2: Measure Level (dBµV/m) = Reading Level (dBµV) + Factor (dB/m).

Note 3: Factor (dB/m) = Cable Loss (dB) + Antenna Factor (dB/m) - Pre_Amplifier Gain (dB).

Site: WZ-AC1	Test Date: 2024-05-14
Limit: FCC_5.9G_RE(3m)	Engineer: Carl Jiang
Probe: BBHA9120D_1167_1-18GHz	Polarity: Horizontal
EUT: ACCESS POINT	Power: AC 120V/60Hz
Test Mode: Transmit by 802.11ax-HE20 at 5885MHz	

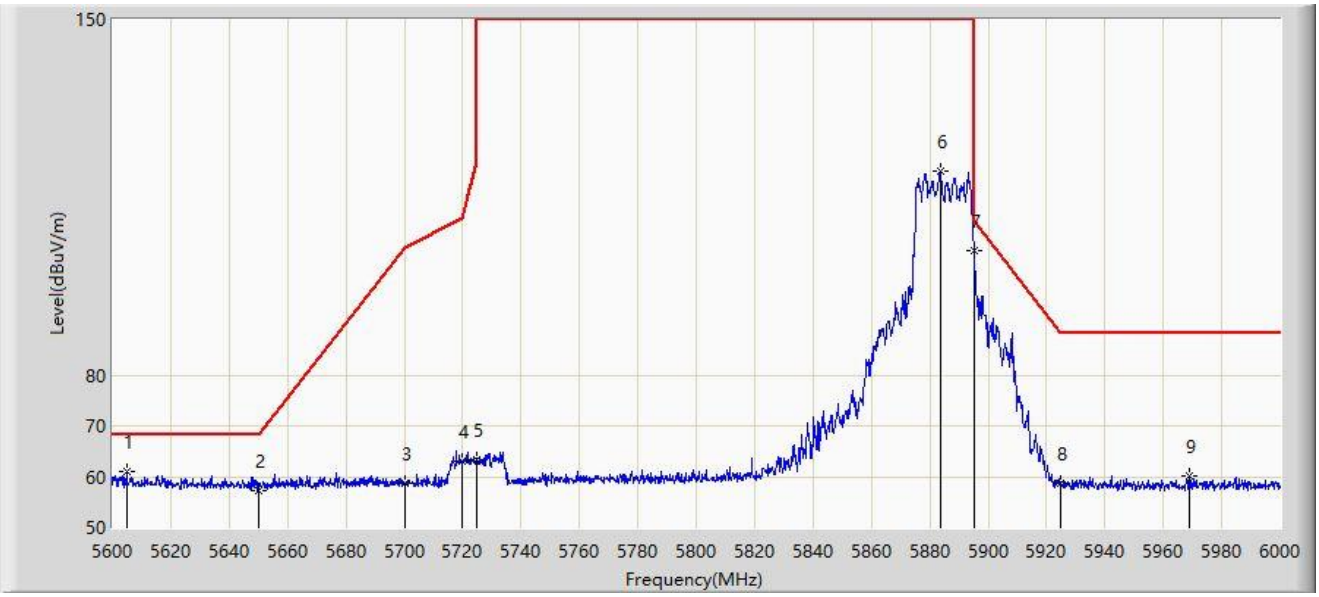

No	Mark	Frequency (MHz)	Measure Level (dBµV/m)	Reading Level (dBµV)	Margin (dB)	Limit (dBµV/m)	Factor (dB/m)	Type
1		5605.000	60.962	55.667	-7.238	68.200	5.295	PK
2		5650.000	57.147	52.251	-11.053	68.200	4.896	PK
3		5700.000	58.830	53.565	-46.370	105.200	5.265	PK
4		5720.000	62.942	57.851	-47.858	110.800	5.091	PK
5		5725.000	63.228	58.185	-58.972	122.200	5.043	PK
6		5883.800	120.036	114.682	N/A	N/A	5.353	PK
7	*	5895.000	104.635	99.295	-5.565	110.200	5.340	PK
8		5925.000	58.617	53.063	-29.583	88.200	5.554	PK
9		5968.800	60.104	54.776	-28.096	88.200	5.328	PK

Note 1: " * ", means this data is the worst emission level.

Note 2: Measure Level (dBµV/m) = Reading Level (dBµV) + Factor (dB/m).

Note 3: Factor (dB/m) = Cable Loss (dB) + Antenna Factor (dB/m) - Pre_Amplifier Gain (dB).

Site: WZ-AC1	Test Date: 2024-05-14
Limit: FCC_5.9G_RE(3m)	Engineer: Carl Jiang
Probe: BBHA9120D_1167_1-18GHz	Polarity: Vertical
EUT: ACCESS POINT	Power: AC 120V/60Hz
Test Mode: Transmit by 802.11ax-HE20 at 5885MHz	

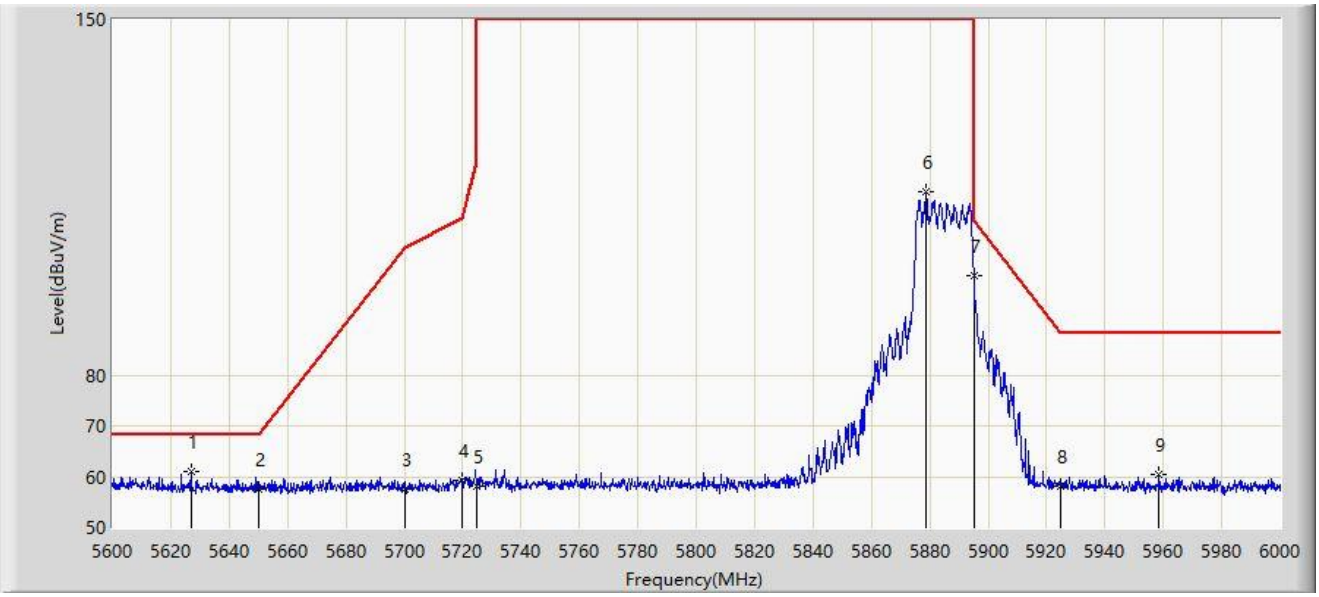

No	Mark	Frequency (MHz)	Measure Level (dBµV/m)	Reading Level (dBµV)	Margin (dB)	Limit (dBµV/m)	Factor (dB/m)	Type
1	*	5627.000	60.955	55.998	-7.245	68.200	4.957	PK
2		5650.000	57.614	52.718	-10.586	68.200	4.896	PK
3		5700.000	57.606	52.341	-47.594	105.200	5.265	PK
4		5720.000	59.270	54.179	-51.530	110.800	5.091	PK
5		5725.000	58.029	52.986	-64.171	122.200	5.043	PK
6		5878.800	116.210	110.834	N/A	N/A	5.376	PK
7		5895.000	99.688	94.348	-10.512	110.200	5.340	PK
8		5925.000	58.150	52.596	-30.050	88.200	5.554	PK
9		5958.600	60.296	54.920	-27.904	88.200	5.376	PK

Note 1: " * ", means this data is the worst emission level.

Note 2: Measure Level (dBµV/m) = Reading Level (dBµV) + Factor (dB/m).

Note 3: Factor (dB/m) = Cable Loss (dB) + Antenna Factor (dB/m) - Pre_Amplifier Gain (dB).

Site: WZ-AC1	Test Date: 2024-05-14
Limit: FCC_5.9G_RE(3m)	Engineer: Carl Jiang
Probe: BBHA9120D_1167_1-18GHz	Polarity: Horizontal
EUT: ACCESS POINT	Power: AC 120V/60Hz
Test Mode: Transmit by 802.11ax-HE40 at 5835MHz	

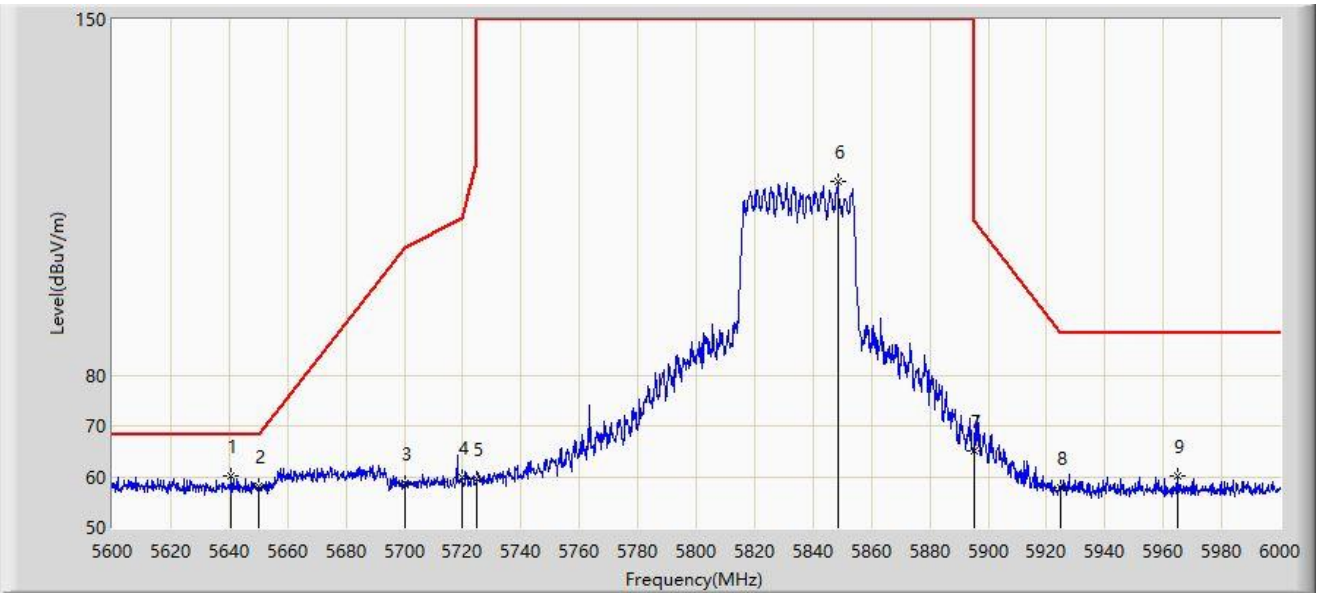

No	Mark	Frequency (MHz)	Measure Level (dBµV/m)	Reading Level (dBµV)	Margin (dB)	Limit (dBµV/m)	Factor (dB/m)	Type
1	*	5640.600	60.149	55.276	-8.051	68.200	4.873	PK
2		5650.000	58.146	53.250	-10.054	68.200	4.896	PK
3		5700.000	58.560	53.295	-46.640	105.200	5.265	PK
4		5720.000	59.858	54.767	-50.942	110.800	5.091	PK
5		5725.000	59.578	54.535	-62.622	122.200	5.043	PK
6		5848.400	118.183	112.569	N/A	N/A	5.614	PK
7		5895.000	65.127	59.787	-45.073	110.200	5.340	PK
8		5925.000	57.732	52.178	-30.468	88.200	5.554	PK
9		5964.800	60.123	54.804	-28.077	88.200	5.319	PK

Note 1: " * ", means this data is the worst emission level.

Note 2: Measure Level (dBµV/m) = Reading Level (dBµV) + Factor (dB/m).

Note 3: Factor (dB/m) = Cable Loss (dB) + Antenna Factor (dB/m) - Pre_Amplifier Gain (dB).

Site: WZ-AC1	Test Date: 2024-05-14
Limit: FCC_5.9G_RE(3m)	Engineer: Carl Jiang
Probe: BBHA9120D_1167_1-18GHz	Polarity: Vertical
EUT: ACCESS POINT	Power: AC 120V/60Hz
Test Mode: Transmit by 802.11ax-HE40 at 5835MHz	

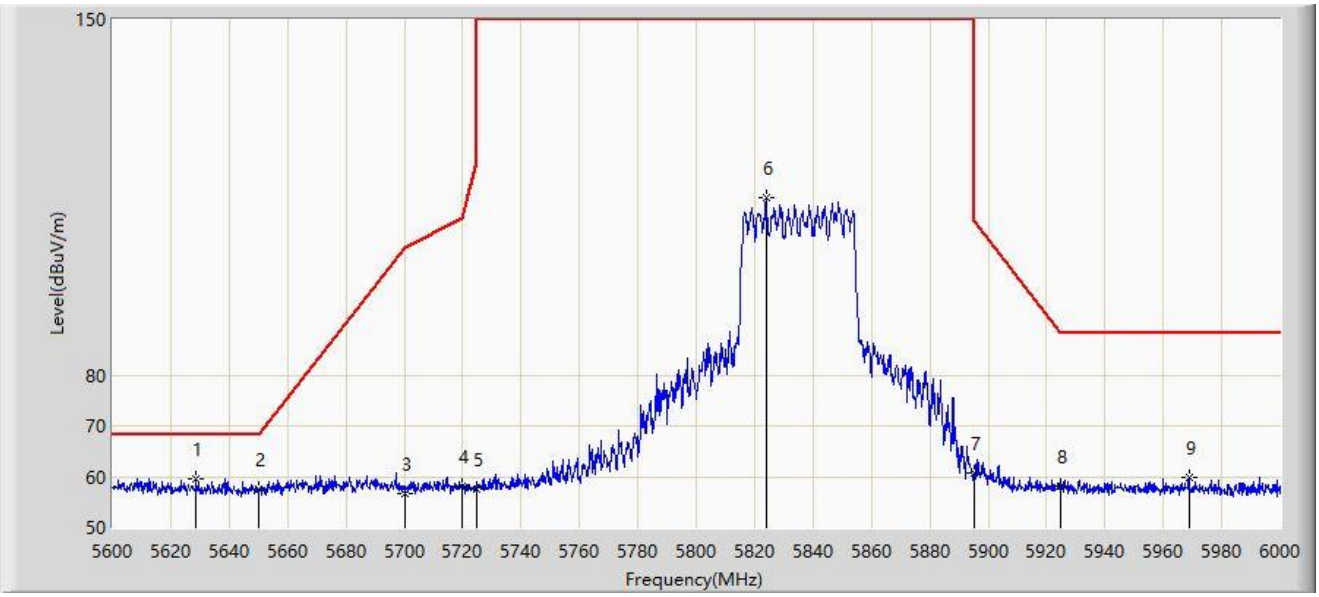

No	Mark	Frequency (MHz)	Measure Level (dBµV/m)	Reading Level (dBµV)	Margin (dB)	Limit (dBµV/m)	Factor (dB/m)	Type
1	*	5628.600	59.601	54.655	-8.599	68.200	4.946	PK
2		5650.000	57.482	52.586	-10.718	68.200	4.896	PK
3		5700.000	56.798	51.533	-48.402	105.200	5.265	PK
4		5720.000	58.073	52.982	-52.727	110.800	5.091	PK
5		5725.000	57.550	52.507	-64.650	122.200	5.043	PK
6		5824.000	114.785	109.423	N/A	N/A	5.362	PK
7		5895.000	60.668	55.328	-49.532	110.200	5.340	PK
8		5925.000	58.250	52.696	-29.950	88.200	5.554	PK
9		5968.800	59.850	54.522	-28.350	88.200	5.328	PK

Note 1: " * ", means this data is the worst emission level.

Note 2: Measure Level (dBµV/m) = Reading Level (dBµV) + Factor (dB/m).

Note 3: Factor (dB/m) = Cable Loss (dB) + Antenna Factor (dB/m) - Pre_Amplifier Gain (dB).

Site: WZ-AC1	Test Date: 2024-05-14
Limit: FCC_5.9G_RE(3m)	Engineer: Carl Jiang
Probe: BBHA9120D_1167_1-18GHz	Polarity: Horizontal
EUT: ACCESS POINT	Power: AC 120V/60Hz
Test Mode: Transmit by 802.11ax-HE40 at 5875MHz	

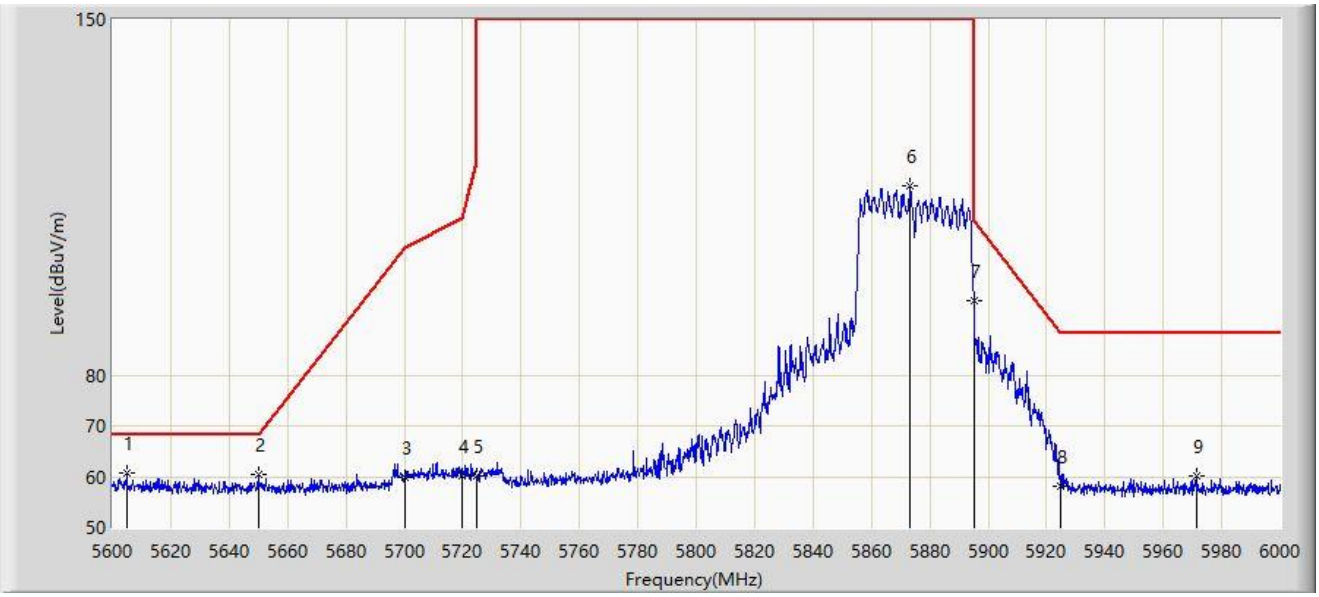

No	Mark	Frequency (MHz)	Measure Level (dBµV/m)	Reading Level (dBµV)	Margin (dB)	Limit (dBµV/m)	Factor (dB/m)	Type
1	*	5605.000	60.618	55.323	-7.582	68.200	5.295	PK
2		5650.000	60.313	55.417	-7.887	68.200	4.896	PK
3		5700.000	59.712	54.447	-45.488	105.200	5.265	PK
4		5720.000	60.285	55.194	-50.515	110.800	5.091	PK
5		5725.000	60.217	55.174	-61.983	122.200	5.043	PK
6		5873.400	117.388	111.922	N/A	N/A	5.466	PK
7		5895.000	94.513	89.173	-15.687	110.200	5.340	PK
8		5925.000	58.084	52.530	-30.116	88.200	5.554	PK
9		5971.400	60.131	54.797	-28.069	88.200	5.335	PK

Note 1: " * ", means this data is the worst emission level.

Note 2: Measure Level (dBµV/m) = Reading Level (dBµV) + Factor (dB/m).

Note 3: Factor (dB/m) = Cable Loss (dB) + Antenna Factor (dB/m) - Pre_Amplifier Gain (dB).

Site: WZ-AC1	Test Date: 2024-05-14
Limit: FCC_5.9G_RE(3m)	Engineer: Carl Jiang
Probe: BBHA9120D_1167_1-18GHz	Polarity: Vertical
EUT: ACCESS POINT	Power: AC 120V/60Hz
Test Mode: Transmit by 802.11ax-HE40 at 5875MHz	

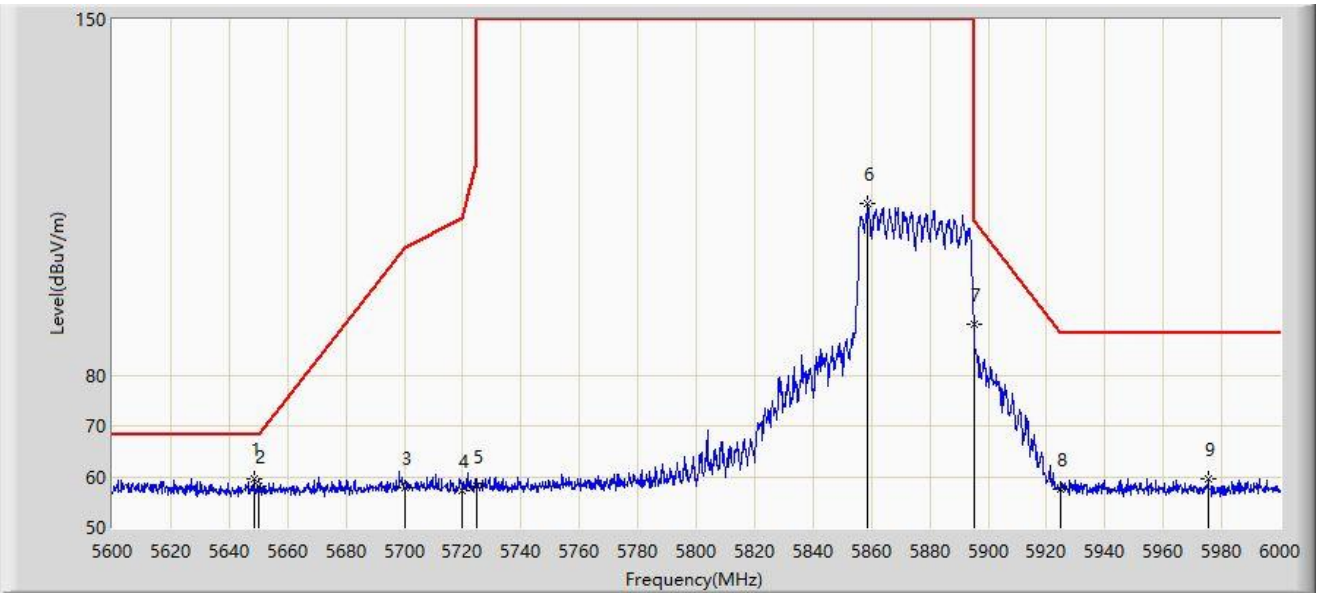

No	Mark	Frequency (MHz)	Measure Level (dBµV/m)	Reading Level (dBµV)	Margin (dB)	Limit (dBµV/m)	Factor (dB/m)	Type
1	*	5648.400	59.431	54.540	-8.769	68.200	4.891	PK
2		5650.000	58.072	53.176	-10.128	68.200	4.896	PK
3		5700.000	57.915	52.650	-47.285	105.200	5.265	PK
4		5720.000	57.107	52.016	-53.693	110.800	5.091	PK
5		5725.000	58.234	53.191	-63.966	122.200	5.043	PK
6		5858.400	113.760	108.177	N/A	N/A	5.583	PK
7		5895.000	90.108	84.768	-20.092	110.200	5.340	PK
8		5925.000	57.465	51.911	-30.735	88.200	5.554	PK
9		5975.400	59.499	54.155	-28.701	88.200	5.343	PK

Note 1: " * ", means this data is the worst emission level.

Note 2: Measure Level (dBµV/m) = Reading Level (dBµV) + Factor (dB/m).

Note 3: Factor (dB/m) = Cable Loss (dB) + Antenna Factor (dB/m) - Pre_Amplifier Gain (dB).

Site: WZ-AC1	Test Date: 2024-05-14
Limit: FCC_5.9G_RE(3m)	Engineer: Carl Jiang
Probe: BBHA9120D_1167_1-18GHz	Polarity: Horizontal
EUT: ACCESS POINT	Power: AC 120V/60Hz
Test Mode: Transmit by 802.11ax-HE80 at 5855MHz	

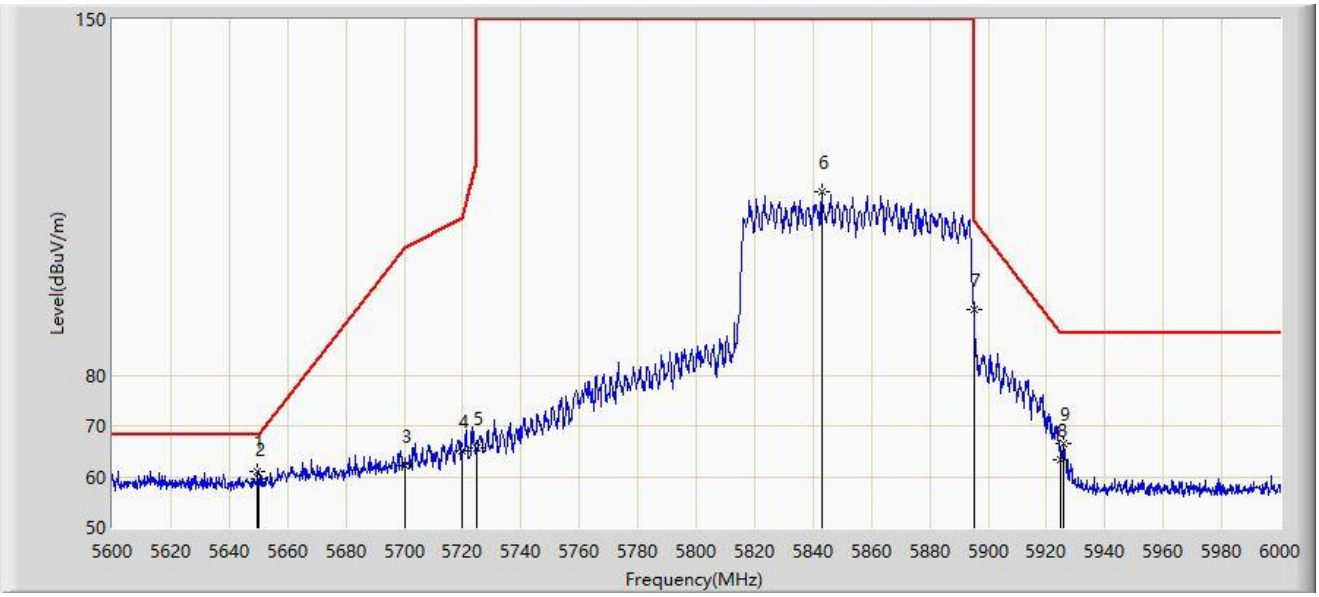

No	Mark	Frequency (MHz)	Measure Level (dBµV/m)	Reading Level (dBµV)	Margin (dB)	Limit (dBµV/m)	Factor (dB/m)	Type
1	*	5649.600	61.046	56.151	-7.154	68.200	4.895	PK
2		5650.000	59.610	54.714	-8.590	68.200	4.896	PK
3		5700.000	62.147	56.882	-43.053	105.200	5.265	PK
4		5720.000	64.984	59.893	-45.816	110.800	5.091	PK
5		5725.000	65.745	60.702	-56.455	122.200	5.043	PK
6		5843.000	116.077	110.462	N/A	N/A	5.616	PK
7		5895.000	92.930	87.590	-17.270	110.200	5.340	PK
8		5925.000	63.466	57.912	-24.734	88.200	5.554	PK
9		5925.600	66.488	60.937	-21.712	88.200	5.551	PK

Note 1: " * ", means this data is the worst emission level.

Note 2: Measure Level (dBµV/m) = Reading Level (dBµV) + Factor (dB/m).

Note 3: Factor (dB/m) = Cable Loss (dB) + Antenna Factor (dB/m) - Pre_Amplifier Gain (dB).

Site: WZ-AC1	Test Date: 2024-05-14
Limit: FCC_5.9G_RE(3m)	Engineer: Carl Jiang
Probe: BBHA9120D_1167_1-18GHz	Polarity: Vertical
EUT: ACCESS POINT	Power: AC 120V/60Hz
Test Mode: Transmit by 802.11ax-HE80 at 5855MHz	

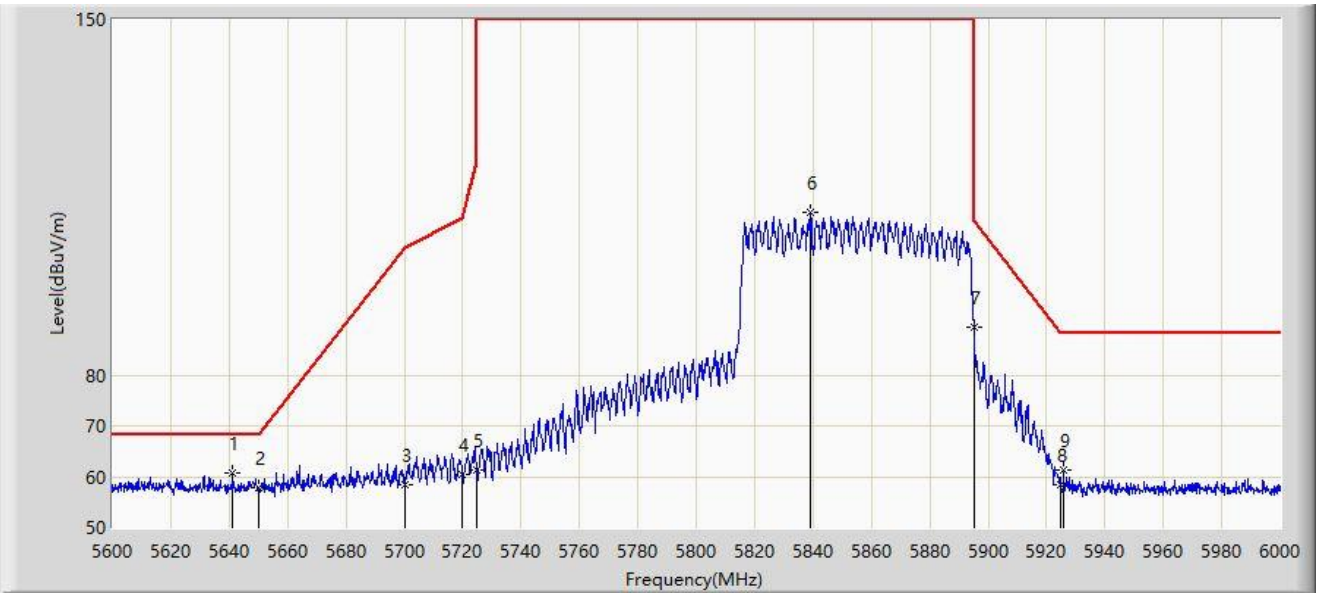

No	Mark	Frequency (MHz)	Measure Level (dBµV/m)	Reading Level (dBµV)	Margin (dB)	Limit (dBµV/m)	Factor (dB/m)	Type
1	*	5641.200	60.759	55.888	-7.441	68.200	4.871	PK
2		5650.000	57.820	52.924	-10.380	68.200	4.896	PK
3		5700.000	58.407	53.142	-46.793	105.200	5.265	PK
4		5720.000	60.524	55.433	-50.276	110.800	5.091	PK
5		5725.000	61.257	56.214	-60.943	122.200	5.043	PK
6		5839.000	112.049	106.492	N/A	N/A	5.557	PK
7		5895.000	89.474	84.134	-20.726	110.200	5.340	PK
8		5925.000	58.282	52.728	-29.918	88.200	5.554	PK
9		5925.800	61.205	55.655	-26.995	88.200	5.550	PK

Note 1: " * ", means this data is the worst emission level.

Note 2: Measure Level (dBµV/m) = Reading Level (dBµV) + Factor (dB/m).

Note 3: Factor (dB/m) = Cable Loss (dB) + Antenna Factor (dB/m) - Pre_Amplifier Gain (dB).

Site: WZ-AC2	Test Date: 2024-05-06
Limit: FCC_5.9G_RE(3m)	Engineer: Dick Shen
Probe: BBHA9120D_1457_1-18GHz	Polarity: Horizontal
EUT: ACCESS POINT	Power: AC 120V/60Hz
Test Mode: Transmit by 802.11ax-HE160 at 5815MHz	

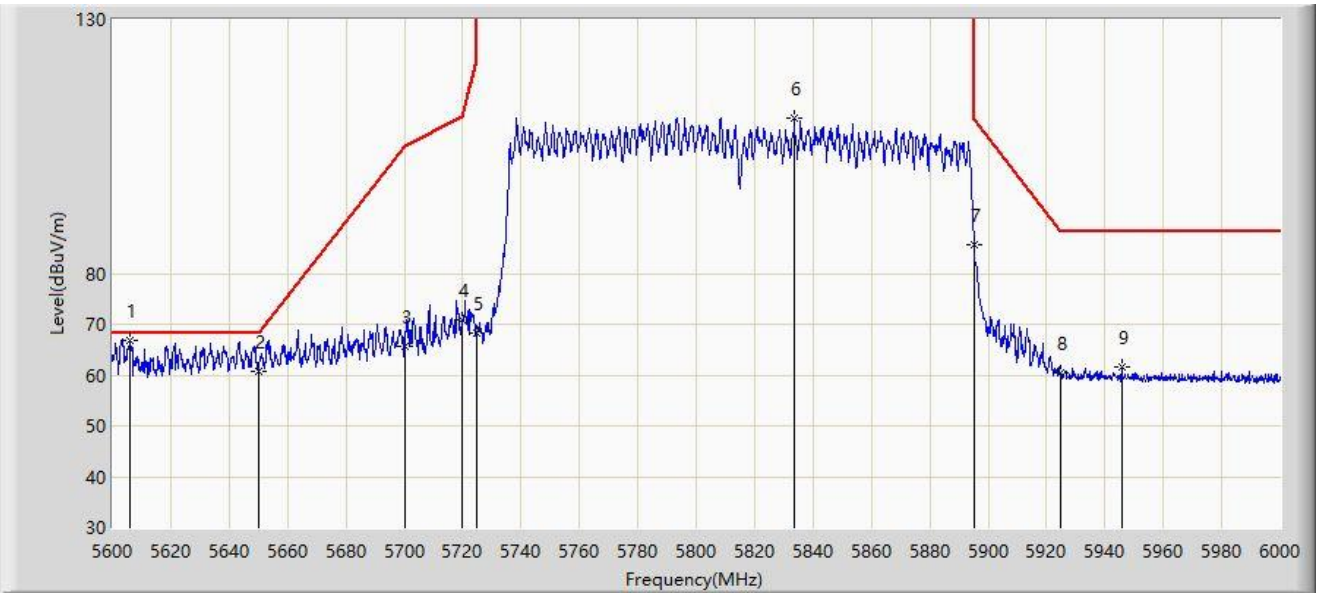

No	Mark	Frequency (MHz)	Measure Level (dBµV/m)	Reading Level (dBµV)	Margin (dB)	Limit (dBµV/m)	Factor (dB/m)	Type
1	*	5606.000	66.902	62.906	-1.298	68.200	3.996	PK
2		5650.000	60.708	56.205	-7.492	68.200	4.502	PK
3		5700.000	65.787	60.924	-39.413	105.200	4.863	PK
4		5720.000	70.935	65.842	-39.865	110.800	5.093	PK
5		5725.000	68.400	63.266	-53.800	122.200	5.134	PK
6		5833.600	110.592	105.271	N/A	N/A	5.321	PK
7		5895.000	85.628	80.212	-24.572	110.200	5.417	PK
8		5925.000	60.319	54.810	-27.881	88.200	5.509	PK
9		5945.800	61.510	55.919	-26.690	88.200	5.591	PK

Note 1: " * ", means this data is the worst emission level.

Note 2: Measure Level (dBµV/m) = Reading Level (dBµV) + Factor (dB/m).

Note 3: Factor (dB/m) = Cable Loss (dB) + Antenna Factor (dB/m) - Pre_Amplifier Gain (dB).

Site: WZ-AC2	Test Date: 2024-05-06
Limit: FCC_5.9G_RE(3m)	Engineer: Dick Shen
Probe: BBHA9120D_1457_1-18GHz	Polarity: Vertical
EUT: ACCESS POINT	Power: AC 120V/60Hz
Test Mode: Transmit by 802.11ax-HE160 at 5815MHz	

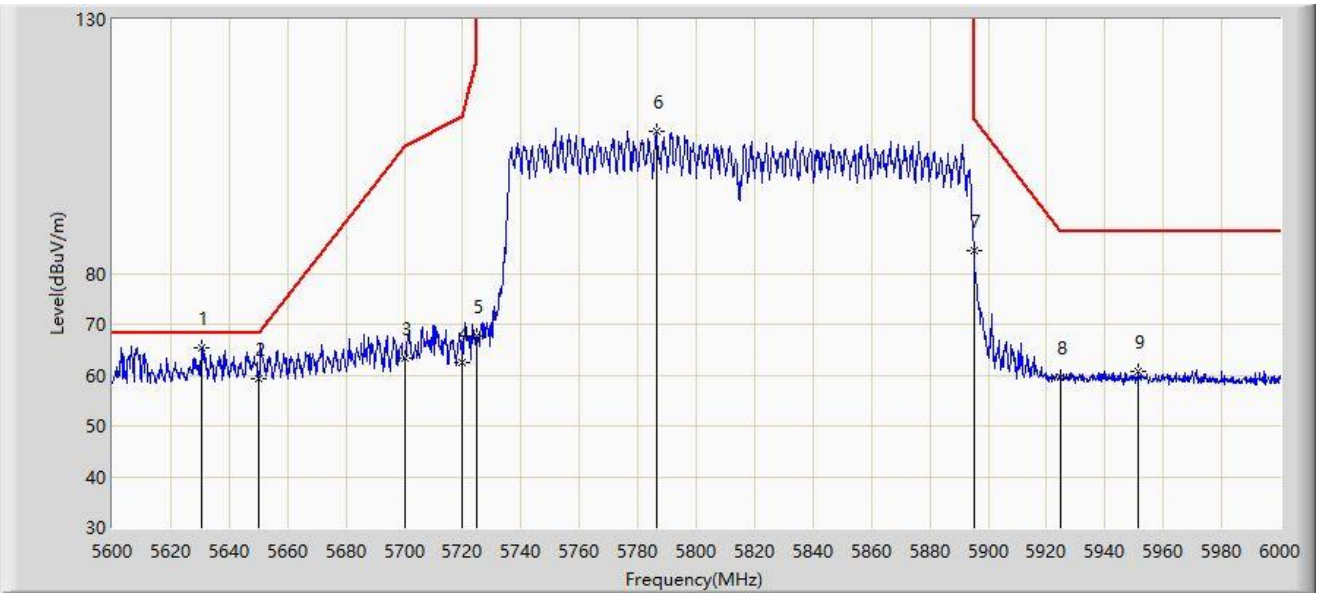

No	Mark	Frequency (MHz)	Measure Level (dBµV/m)	Reading Level (dBµV)	Margin (dB)	Limit (dBµV/m)	Factor (dB/m)	Type
1	*	5630.800	65.484	60.998	-2.716	68.200	4.486	PK
2		5650.000	59.312	54.809	-8.888	68.200	4.502	PK
3		5700.000	63.199	58.336	-42.001	105.200	4.863	PK
4		5720.000	62.379	57.286	-48.421	110.800	5.093	PK
5		5725.000	67.745	62.611	-54.455	122.200	5.134	PK
6		5786.400	107.882	102.544	N/A	N/A	5.338	PK
7		5895.000	84.385	78.969	-25.815	110.200	5.417	PK
8		5925.000	59.663	54.154	-28.537	88.200	5.509	PK
9		5951.600	60.672	55.080	-27.528	88.200	5.593	PK

Note 1: " * ", means this data is the worst emission level.

Note 2: Measure Level (dBµV/m) = Reading Level (dBµV) + Factor (dB/m).

Note 3: Factor (dB/m) = Cable Loss (dB) + Antenna Factor (dB/m) - Pre_Amplifier Gain (dB).

Site: WZ-AC1	Test Date: 2024-05-14
Limit: FCC_5.9G_RE(3m)	Engineer: Carl Jiang
Probe: BBHA9120D_1167_1-18GHz	Polarity: Horizontal
EUT: ACCESS POINT	Power: AC 120V/60Hz
Test Mode: Transmit by 802.11be-EHT20 at 5845MHz	

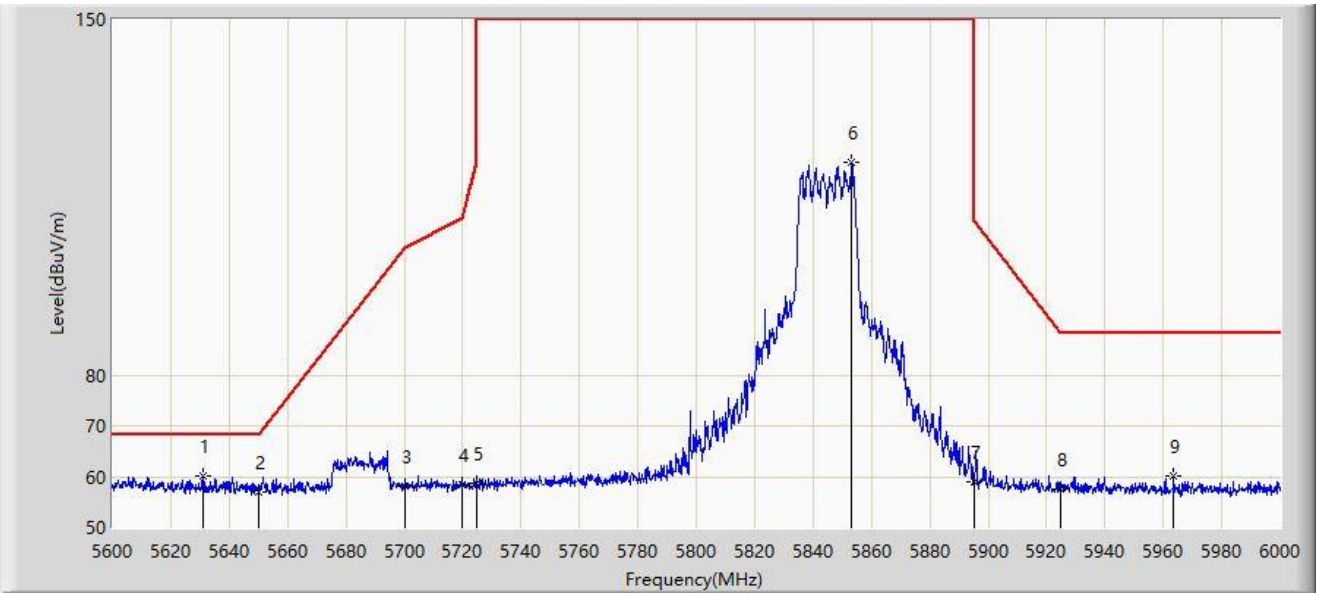

No	Mark	Frequency (MHz)	Measure Level (dBµV/m)	Reading Level (dBµV)	Margin (dB)	Limit (dBµV/m)	Factor (dB/m)	Type
1	*	5631.000	60.204	55.274	-7.996	68.200	4.930	PK
2		5650.000	56.956	52.060	-11.244	68.200	4.896	PK
3		5700.000	57.997	52.732	-47.203	105.200	5.265	PK
4		5720.000	58.498	53.407	-52.302	110.800	5.091	PK
5		5725.000	58.738	53.695	-63.462	122.200	5.043	PK
6		5853.200	121.815	116.235	N/A	N/A	5.581	PK
7		5895.000	59.059	53.719	-51.141	110.200	5.340	PK
8		5925.000	57.586	52.032	-30.614	88.200	5.554	PK
9		5963.600	60.248	54.927	-27.952	88.200	5.321	PK

Note 1: " * ", means this data is the worst emission level.

Note 2: Measure Level (dBµV/m) = Reading Level (dBµV) + Factor (dB/m).

Note 3: Factor (dB/m) = Cable Loss (dB) + Antenna Factor (dB/m) - Pre_Amplifier Gain (dB).

Site: WZ-AC1	Test Date: 2024-05-14
Limit: FCC_5.9G_RE(3m)	Engineer: Carl Jiang
Probe: BBHA9120D_1167_1-18GHz	Polarity: Vertical
EUT: ACCESS POINT	Power: AC 120V/60Hz
Test Mode: Transmit by 802.11be-EHT20 at 5845MHz	

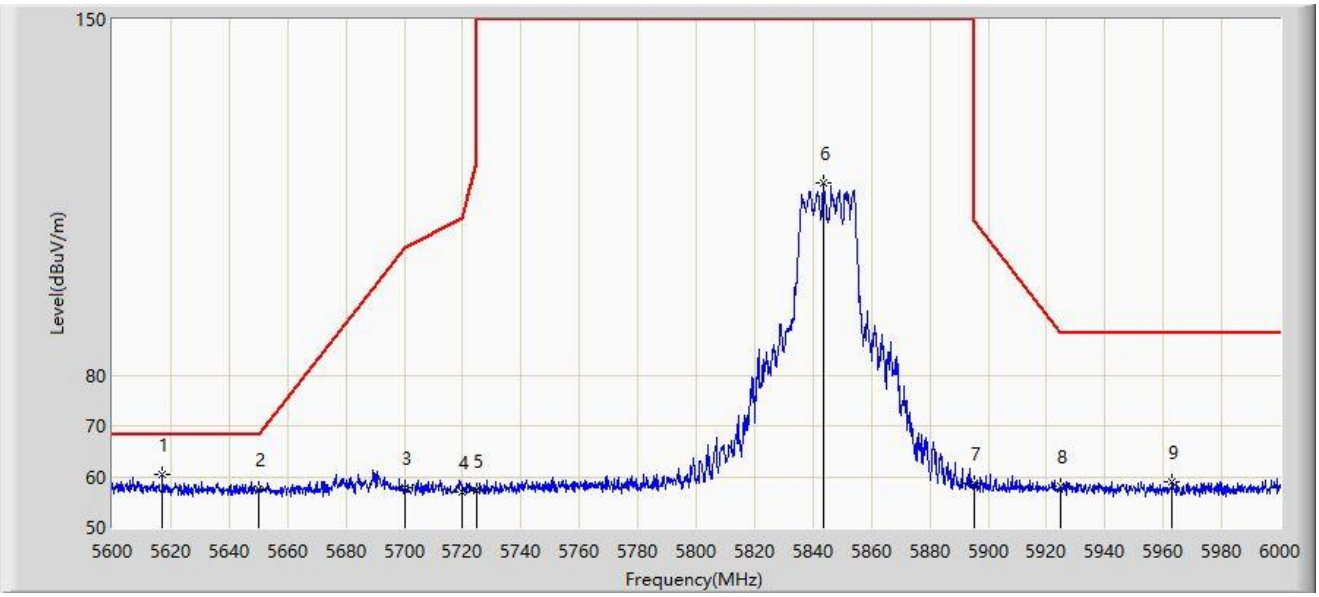

No	Mark	Frequency (MHz)	Measure Level (dBµV/m)	Reading Level (dBµV)	Margin (dB)	Limit (dBµV/m)	Factor (dB/m)	Type
1	*	5617.200	60.571	55.455	-7.629	68.200	5.116	PK
2		5650.000	57.664	52.768	-10.536	68.200	4.896	PK
3		5700.000	57.722	52.457	-47.478	105.200	5.265	PK
4		5720.000	57.075	51.984	-53.725	110.800	5.091	PK
5		5725.000	57.330	52.287	-64.870	122.200	5.043	PK
6		5843.800	117.927	112.301	N/A	N/A	5.626	PK
7		5895.000	58.624	53.284	-51.576	110.200	5.340	PK
8		5925.000	58.031	52.477	-30.169	88.200	5.554	PK
9		5963.000	58.890	53.562	-29.310	88.200	5.327	PK

Note 1: " * ", means this data is the worst emission level.

Note 2: Measure Level (dBµV/m) = Reading Level (dBµV) + Factor (dB/m).

Note 3: Factor (dB/m) = Cable Loss (dB) + Antenna Factor (dB/m) - Pre_Amplifier Gain (dB).

Site: WZ-AC1	Test Date: 2024-05-14
Limit: FCC_5.9G_RE(3m)	Engineer: Carl Jiang
Probe: BBHA9120D_1167_1-18GHz	Polarity: Horizontal
EUT: ACCESS POINT	Power: AC 120V/60Hz
Test Mode: Transmit by 802.11be-EHT20 at 5885MHz	

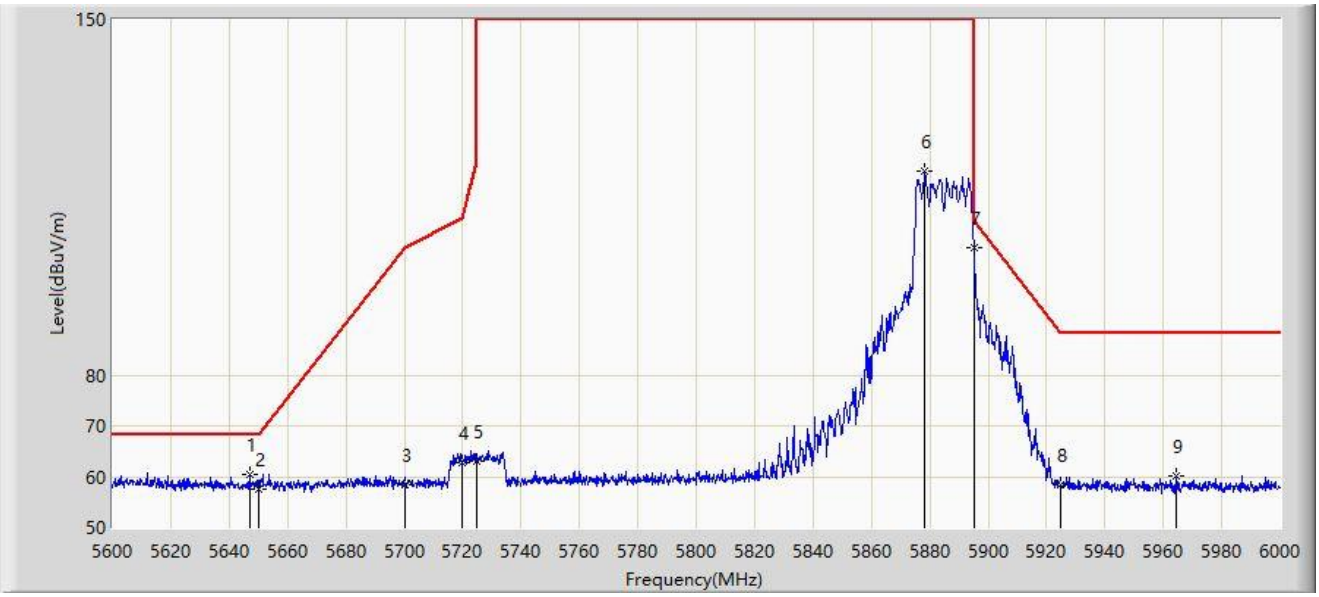

No	Mark	Frequency (MHz)	Measure Level (dBµV/m)	Reading Level (dBµV)	Margin (dB)	Limit (dBµV/m)	Factor (dB/m)	Type
1		5647.000	60.570	55.683	-7.630	68.200	4.888	PK
2		5650.000	57.573	52.677	-10.627	68.200	4.896	PK
3		5700.000	58.534	53.269	-46.666	105.200	5.265	PK
4		5720.000	62.629	57.538	-48.171	110.800	5.091	PK
5		5725.000	62.983	57.940	-59.217	122.200	5.043	PK
6		5878.400	120.063	114.680	N/A	N/A	5.383	PK
7	*	5895.000	105.127	99.787	-5.073	110.200	5.340	PK
8		5925.000	58.267	52.713	-29.933	88.200	5.554	PK
9		5964.600	60.234	54.916	-27.966	88.200	5.318	PK

Note 1: " * ", means this data is the worst emission level.

Note 2: Measure Level (dBµV/m) = Reading Level (dBµV) + Factor (dB/m).

Note 3: Factor (dB/m) = Cable Loss (dB) + Antenna Factor (dB/m) - Pre_Amplifier Gain (dB).

Site: WZ-AC1	Test Date: 2024-05-14
Limit: FCC_5.9G_RE(3m)	Engineer: Carl Jiang
Probe: BBHA9120D_1167_1-18GHz	Polarity: Vertical
EUT: ACCESS POINT	Power: AC 120V/60Hz
Test Mode: Transmit by 802.11be-EHT20 at 5885MHz	

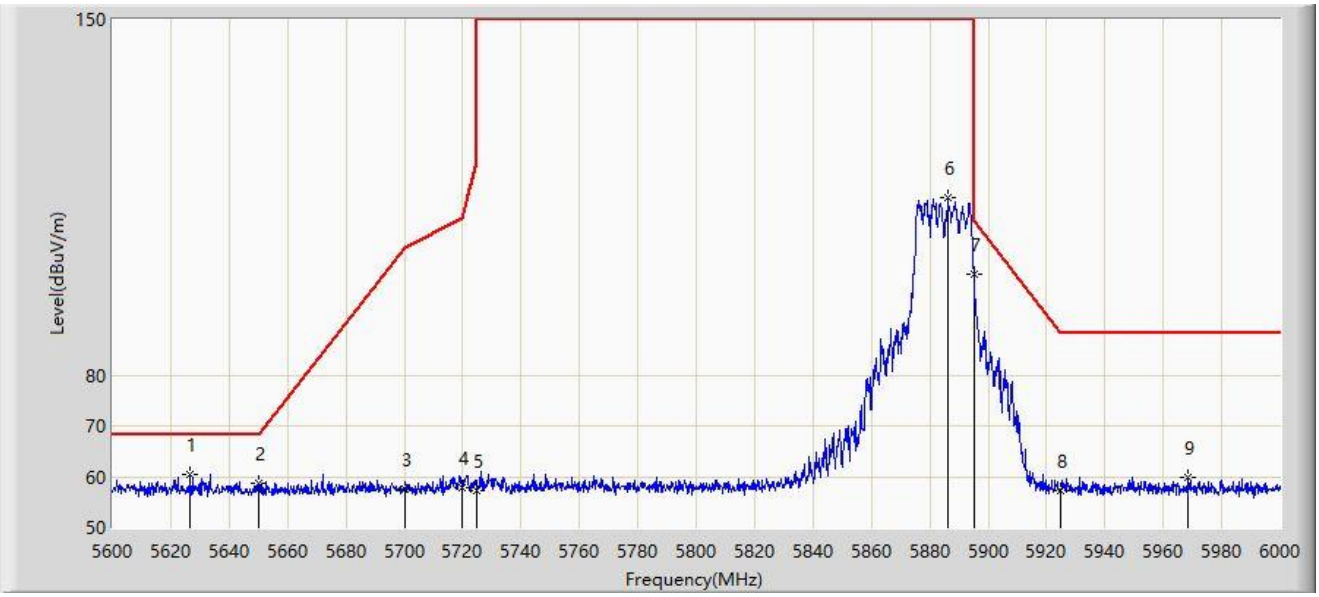

No	Mark	Frequency (MHz)	Measure Level (dBµV/m)	Reading Level (dBµV)	Margin (dB)	Limit (dBµV/m)	Factor (dB/m)	Type
1	*	5626.800	60.425	55.467	-7.775	68.200	4.958	PK
2		5650.000	58.825	53.929	-9.375	68.200	4.896	PK
3		5700.000	57.431	52.166	-47.769	105.200	5.265	PK
4		5720.000	57.839	52.748	-52.961	110.800	5.091	PK
5		5725.000	57.332	52.289	-64.868	122.200	5.043	PK
6		5886.200	114.805	109.461	N/A	N/A	5.344	PK
7		5895.000	99.808	94.468	-10.392	110.200	5.340	PK
8		5925.000	57.288	51.734	-30.912	88.200	5.554	PK
9		5968.600	59.896	54.568	-28.304	88.200	5.328	PK

Note 1: " * ", means this data is the worst emission level.

Note 2: Measure Level (dBµV/m) = Reading Level (dBµV) + Factor (dB/m).

Note 3: Factor (dB/m) = Cable Loss (dB) + Antenna Factor (dB/m) - Pre_Amplifier Gain (dB).

Site: WZ-AC1	Test Date: 2024-05-14
Limit: FCC_5.9G_RE(3m)	Engineer: Carl Jiang
Probe: BBHA9120D_1167_1-18GHz	Polarity: Horizontal
EUT: ACCESS POINT	Power: AC 120V/60Hz
Test Mode: Transmit by 802.11be-EHT40 at 5835MHz	

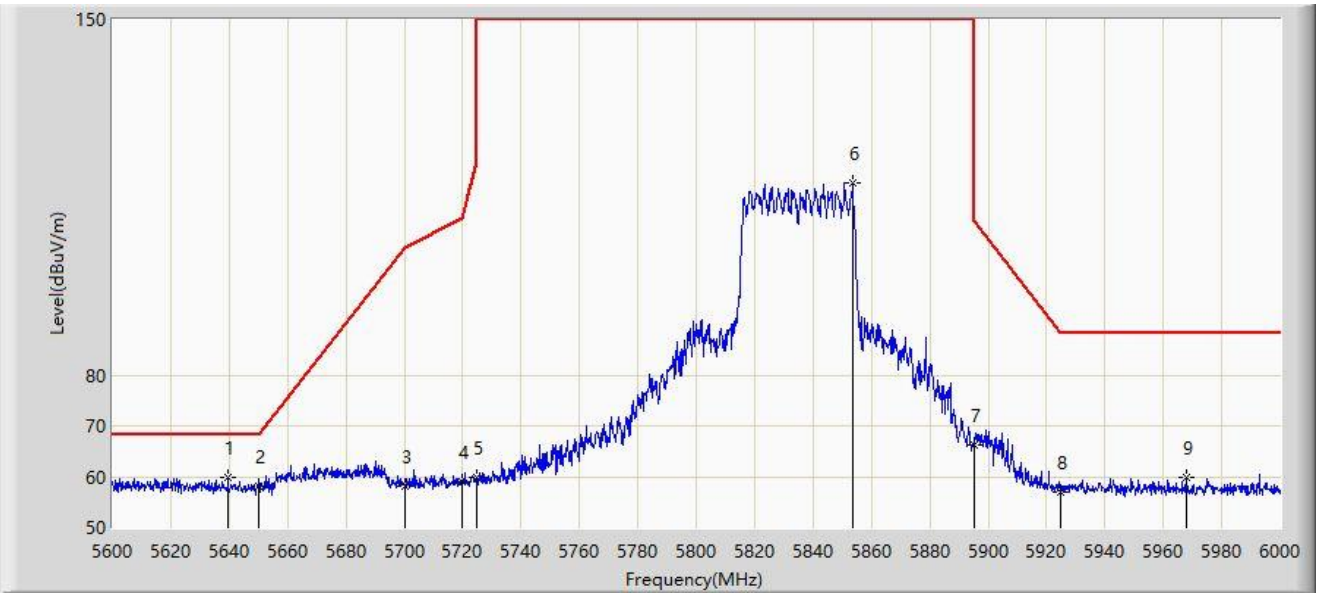

No	Mark	Frequency (MHz)	Measure Level (dBµV/m)	Reading Level (dBµV)	Margin (dB)	Limit (dBµV/m)	Factor (dB/m)	Type
1	*	5639.600	59.838	54.960	-8.362	68.200	4.878	PK
2		5650.000	58.082	53.186	-10.118	68.200	4.896	PK
3		5700.000	58.164	52.899	-47.036	105.200	5.265	PK
4		5720.000	58.971	53.880	-51.829	110.800	5.091	PK
5		5725.000	59.774	54.731	-62.426	122.200	5.043	PK
6		5853.600	117.909	112.328	N/A	N/A	5.581	PK
7		5895.000	66.328	60.988	-43.872	110.200	5.340	PK
8		5925.000	57.025	51.471	-31.175	88.200	5.554	PK
9		5968.000	59.969	54.643	-28.231	88.200	5.326	PK

Note 1: " * ", means this data is the worst emission level.

Note 2: Measure Level (dBµV/m) = Reading Level (dBµV) + Factor (dB/m).

Note 3: Factor (dB/m) = Cable Loss (dB) + Antenna Factor (dB/m) - Pre_Amplifier Gain (dB).

Site: WZ-AC1	Test Date: 2024-05-14
Limit: FCC_5.9G_RE(3m)	Engineer: Carl Jiang
Probe: BBHA9120D_1167_1-18GHz	Polarity: Vertical
EUT: ACCESS POINT	Power: AC 120V/60Hz
Test Mode: Transmit by 802.11be-EHT40 at 5835MHz	

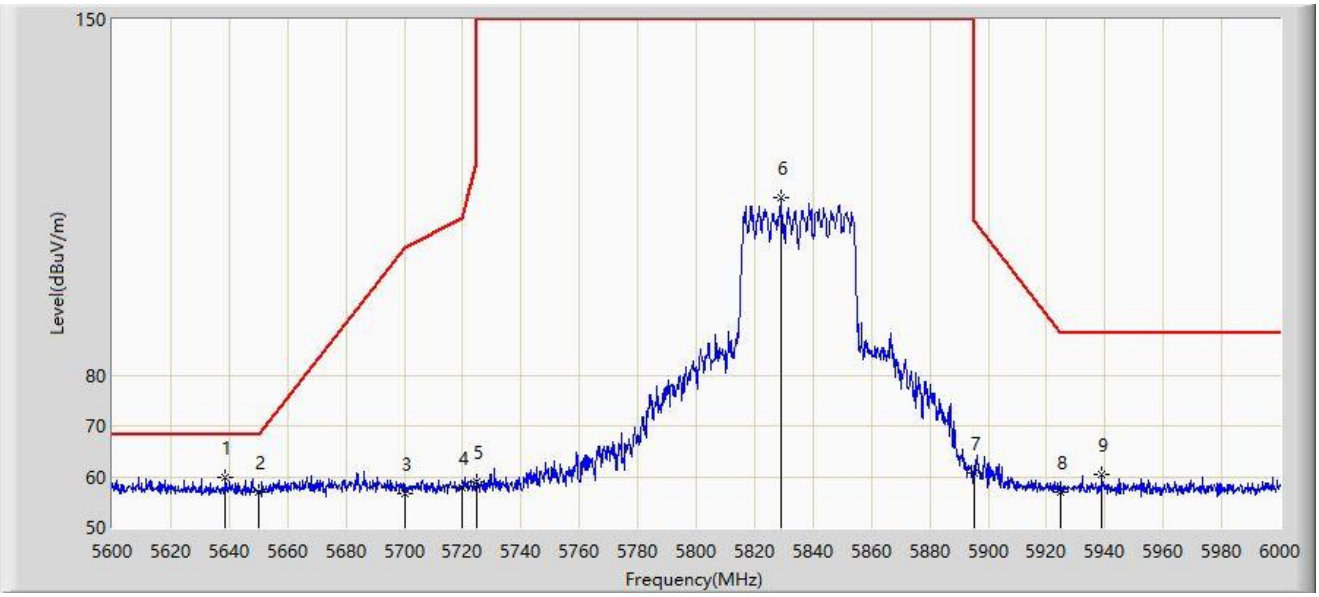

No	Mark	Frequency (MHz)	Measure Level (dBµV/m)	Reading Level (dBµV)	Margin (dB)	Limit (dBµV/m)	Factor (dB/m)	Type
1	*	5638.800	59.906	55.024	-8.294	68.200	4.882	PK
2		5650.000	56.970	52.074	-11.230	68.200	4.896	PK
3		5700.000	56.727	51.462	-48.473	105.200	5.265	PK
4		5720.000	57.842	52.751	-52.958	110.800	5.091	PK
5		5725.000	58.855	53.812	-63.345	122.200	5.043	PK
6		5829.000	114.816	109.443	N/A	N/A	5.373	PK
7		5895.000	60.784	55.444	-49.416	110.200	5.340	PK
8		5925.000	56.834	51.280	-31.366	88.200	5.554	PK
9		5939.000	60.320	54.840	-27.880	88.200	5.480	PK

Note 1: " * ", means this data is the worst emission level.

Note 2: Measure Level (dBµV/m) = Reading Level (dBµV) + Factor (dB/m).

Note 3: Factor (dB/m) = Cable Loss (dB) + Antenna Factor (dB/m) - Pre_Amplifier Gain (dB).

Site: WZ-AC1	Test Date: 2024-05-14
Limit: FCC_5.9G_RE(3m)	Engineer: Carl Jiang
Probe: BBHA9120D_1167_1-18GHz	Polarity: Horizontal
EUT: ACCESS POINT	Power: AC 120V/60Hz
Test Mode: Transmit by 802.11be-EHT40 at 5875MHz	

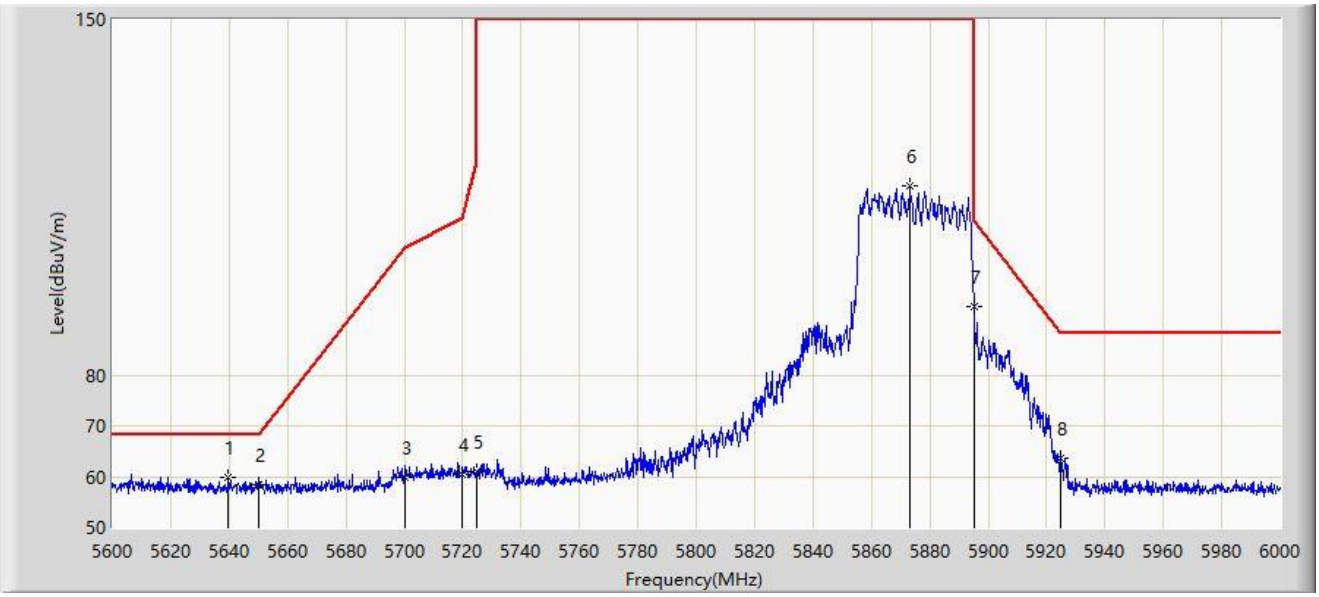

No	Mark	Frequency (MHz)	Measure Level (dBµV/m)	Reading Level (dBµV)	Margin (dB)	Limit (dBµV/m)	Factor (dB/m)	Type
1	*	5639.600	59.894	55.016	-8.306	68.200	4.878	PK
2		5650.000	58.465	53.569	-9.735	68.200	4.896	PK
3		5700.000	59.834	54.569	-45.366	105.200	5.265	PK
4		5720.000	60.571	55.480	-50.229	110.800	5.091	PK
5		5725.000	61.141	56.098	-61.059	122.200	5.043	PK
6		5873.200	117.178	111.708	N/A	N/A	5.470	PK
7		5895.000	93.439	88.099	-16.761	110.200	5.340	PK
8		5925.000	63.542	57.988	-24.658	88.200	5.554	PK

Note 1: " * ", means this data is the worst emission level.

Note 2: Measure Level (dBµV/m) = Reading Level (dBµV) + Factor (dB/m).

Note 3: Factor (dB/m) = Cable Loss (dB) + Antenna Factor (dB/m) - Pre_Amplifier Gain (dB).

Site: WZ-AC1	Test Date: 2024-05-14
Limit: FCC_5.9G_RE(3m)	Engineer: Carl Jiang
Probe: BBHA9120D_1167_1-18GHz	Polarity: Vertical
EUT: ACCESS POINT	Power: AC 120V/60Hz
Test Mode: Transmit by 802.11be-EHT40 at 5875MHz	

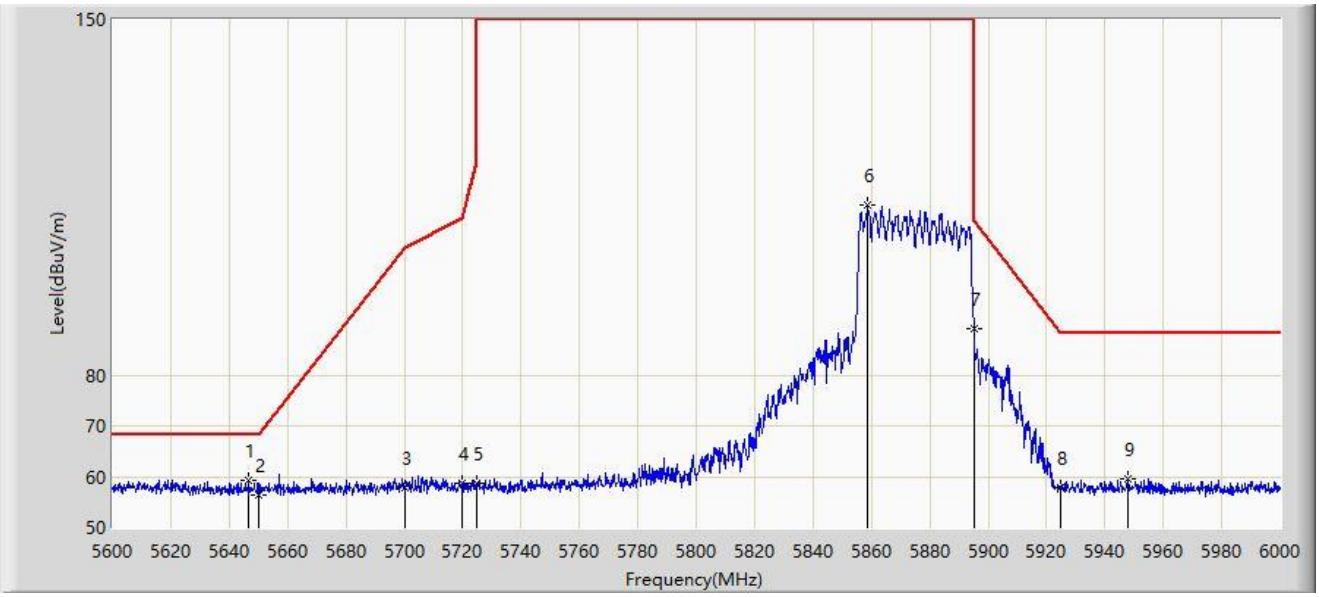

No	Mark	Frequency (MHz)	Measure Level (dBµV/m)	Reading Level (dBµV)	Margin (dB)	Limit (dBµV/m)	Factor (dB/m)	Type
1	*	5646.800	59.415	54.528	-8.785	68.200	4.886	PK
2		5650.000	56.511	51.615	-11.689	68.200	4.896	PK
3		5700.000	57.726	52.461	-47.474	105.200	5.265	PK
4		5720.000	58.727	53.636	-52.073	110.800	5.091	PK
5		5725.000	58.689	53.646	-63.511	122.200	5.043	PK
6		5858.600	113.609	108.026	N/A	N/A	5.583	PK
7		5895.000	89.155	83.815	-21.045	110.200	5.340	PK
8		5925.000	57.896	52.342	-30.304	88.200	5.554	PK
9		5948.000	59.479	54.002	-28.721	88.200	5.477	PK

Note 1: " * ", means this data is the worst emission level.

Note 2: Measure Level (dBµV/m) = Reading Level (dBµV) + Factor (dB/m).

Note 3: Factor (dB/m) = Cable Loss (dB) + Antenna Factor (dB/m) - Pre_Amplifier Gain (dB).

Site: WZ-AC1	Test Date: 2024-05-14
Limit: FCC_5.9G_RE(3m)	Engineer: Carl Jiang
Probe: BBHA9120D_1167_1-18GHz	Polarity: Horizontal
EUT: ACCESS POINT	Power: AC 120V/60Hz
Test Mode: Transmit by 802.11be-EHT80 at 5855MHz	

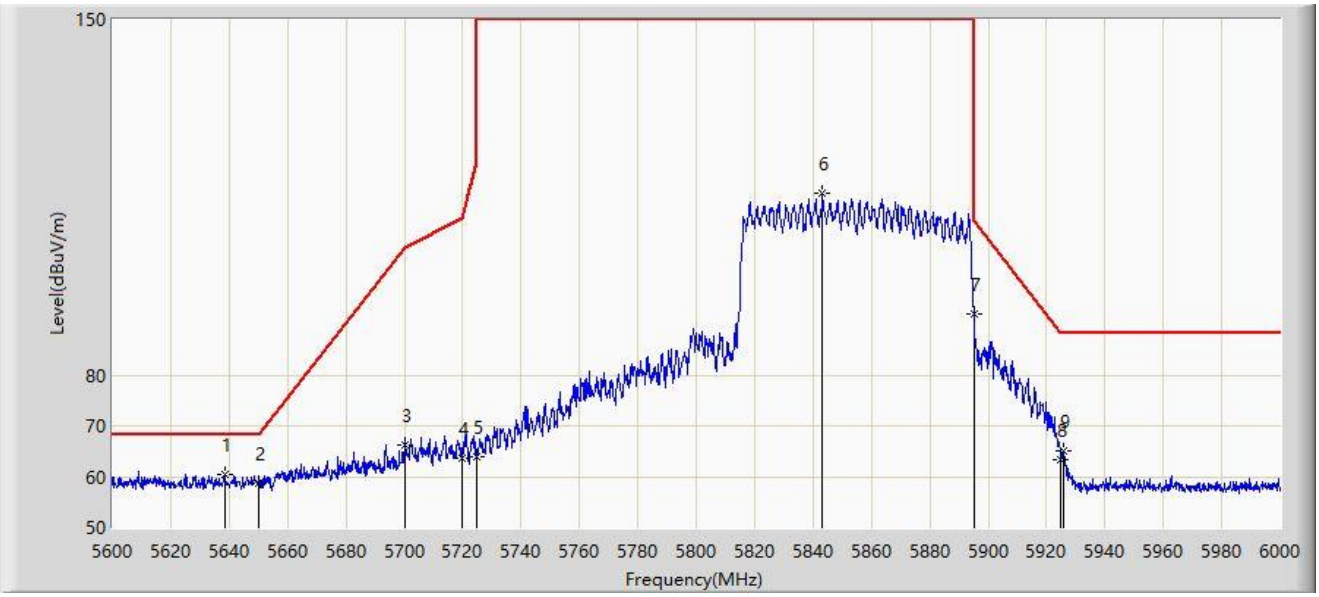

No	Mark	Frequency (MHz)	Measure Level (dBµV/m)	Reading Level (dBµV)	Margin (dB)	Limit (dBµV/m)	Factor (dB/m)	Type
1	*	5638.400	60.513	55.629	-7.687	68.200	4.884	PK
2		5650.000	58.579	53.683	-9.621	68.200	4.896	PK
3		5700.000	66.224	60.959	-38.976	105.200	5.265	PK
4		5720.000	63.698	58.607	-47.102	110.800	5.091	PK
5		5725.000	64.020	58.977	-58.180	122.200	5.043	PK
6		5843.200	115.926	110.308	N/A	N/A	5.618	PK
7		5895.000	91.998	86.658	-18.202	110.200	5.340	PK
8		5925.000	63.396	57.842	-24.804	88.200	5.554	PK
9		5925.800	64.961	59.411	-23.239	88.200	5.550	PK

Note 1: " * ", means this data is the worst emission level.

Note 2: Measure Level (dBµV/m) = Reading Level (dBµV) + Factor (dB/m).

Note 3: Factor (dB/m) = Cable Loss (dB) + Antenna Factor (dB/m) - Pre_Amplifier Gain (dB).

Site: WZ-AC1	Test Date: 2024-05-14
Limit: FCC_5.9G_RE(3m)	Engineer: Carl Jiang
Probe: BBHA9120D_1167_1-18GHz	Polarity: Vertical
EUT: ACCESS POINT	Power: AC 120V/60Hz
Test Mode: Transmit by 802.11be-EHT80 at 5855MHz	

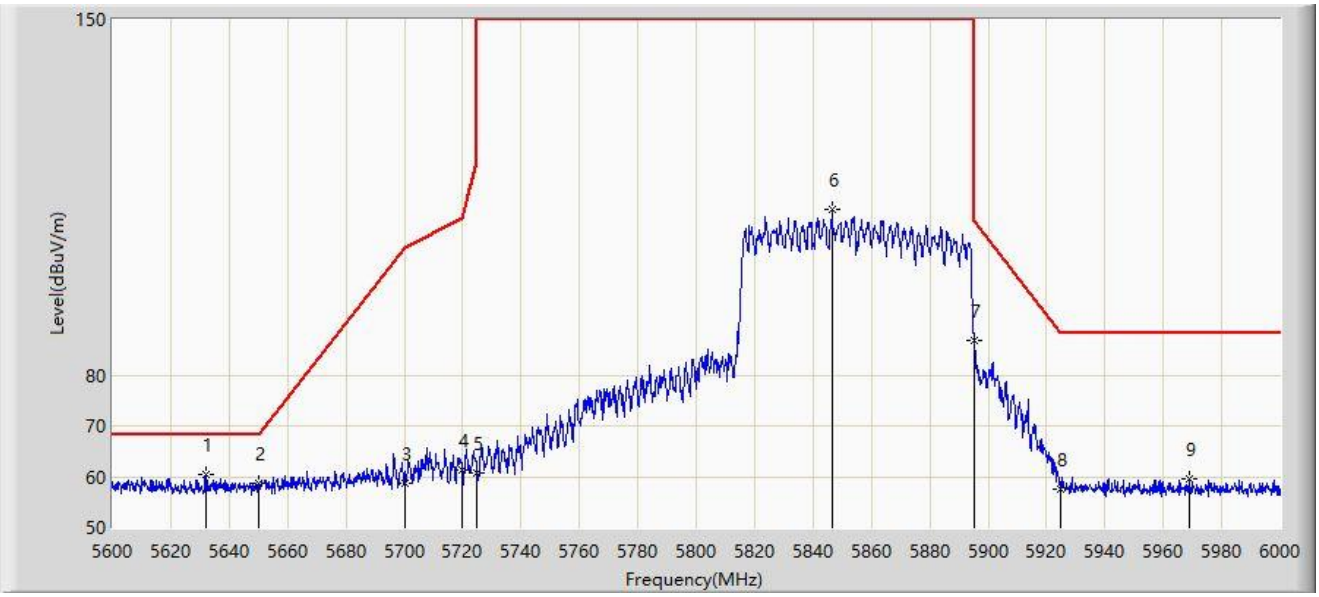

No	Mark	Frequency (MHz)	Measure Level (dBµV/m)	Reading Level (dBµV)	Margin (dB)	Limit (dBµV/m)	Factor (dB/m)	Type
1	*	5632.200	60.521	55.598	-7.679	68.200	4.922	PK
2		5650.000	58.610	53.714	-9.590	68.200	4.896	PK
3		5700.000	58.558	53.293	-46.642	105.200	5.265	PK
4		5720.000	61.256	56.165	-49.544	110.800	5.091	PK
5		5725.000	60.806	55.763	-61.394	122.200	5.043	PK
6		5846.400	112.596	106.965	N/A	N/A	5.631	PK
7		5895.000	86.686	81.346	-23.514	110.200	5.340	PK
8		5925.000	57.526	51.972	-30.674	88.200	5.554	PK
9		5968.800	59.549	54.221	-28.651	88.200	5.328	PK

Note 1: " * ", means this data is the worst emission level.

Note 2: Measure Level (dBµV/m) = Reading Level (dBµV) + Factor (dB/m).

Note 3: Factor (dB/m) = Cable Loss (dB) + Antenna Factor (dB/m) - Pre_Amplifier Gain (dB).

Site: WZ-AC2	Test Date: 2024-05-06
Limit: FCC_5.9G_RE(3m)	Engineer: Dick Shen
Probe: BBHA9120D_1457_1-18GHz	Polarity: Horizontal
EUT: ACCESS POINT	Power: AC 120V/60Hz
Test Mode: Transmit by 802.11be-EHT160 at 5815MHz	

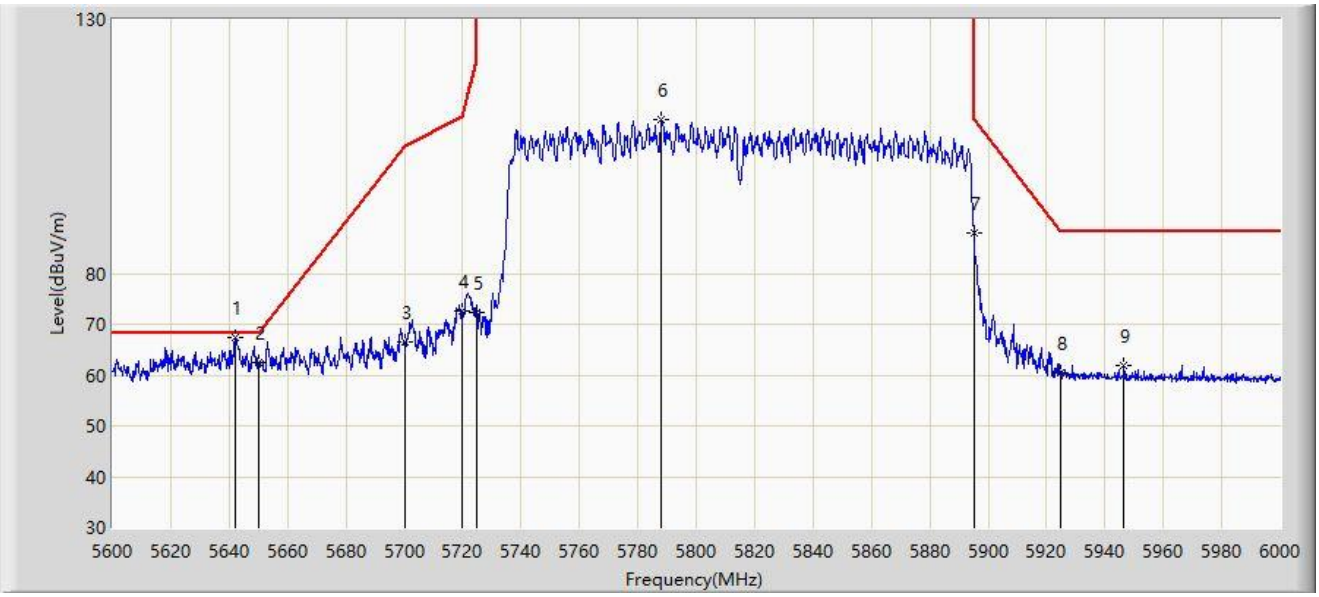

No	Mark	Frequency (MHz)	Measure Level (dBµV/m)	Reading Level (dBµV)	Margin (dB)	Limit (dBµV/m)	Factor (dB/m)	Type
1	*	5642.200	67.293	62.722	-0.907	68.200	4.571	PK
2		5650.000	62.578	58.075	-5.622	68.200	4.502	PK
3		5700.000	66.566	61.703	-38.634	105.200	4.863	PK
4		5720.000	72.583	67.490	-38.217	110.800	5.093	PK
5		5725.000	72.415	67.281	-49.785	122.200	5.134	PK
6		5788.200	110.333	104.976	N/A	N/A	5.356	PK
7		5895.000	87.897	82.481	-22.303	110.200	5.417	PK
8		5925.000	60.466	54.957	-27.734	88.200	5.509	PK
9		5946.600	61.932	56.336	-26.268	88.200	5.596	PK

Note 1: " * ", means this data is the worst emission level.

Note 2: Measure Level (dBµV/m) = Reading Level (dBµV) + Factor (dB/m).

Note 3: Factor (dB/m) = Cable Loss (dB) + Antenna Factor (dB/m) - Pre_Amplifier Gain (dB).

Site: WZ-AC2	Test Date: 2024-05-06
Limit: FCC_5.9G_RE(3m)	Engineer: Dick Shen
Probe: BBHA9120D_1457_1-18GHz	Polarity: Vertical
EUT: ACCESS POINT	Power: AC 120V/60Hz
Test Mode: Transmit by 802.11be-EHT160 at 5815MHz	

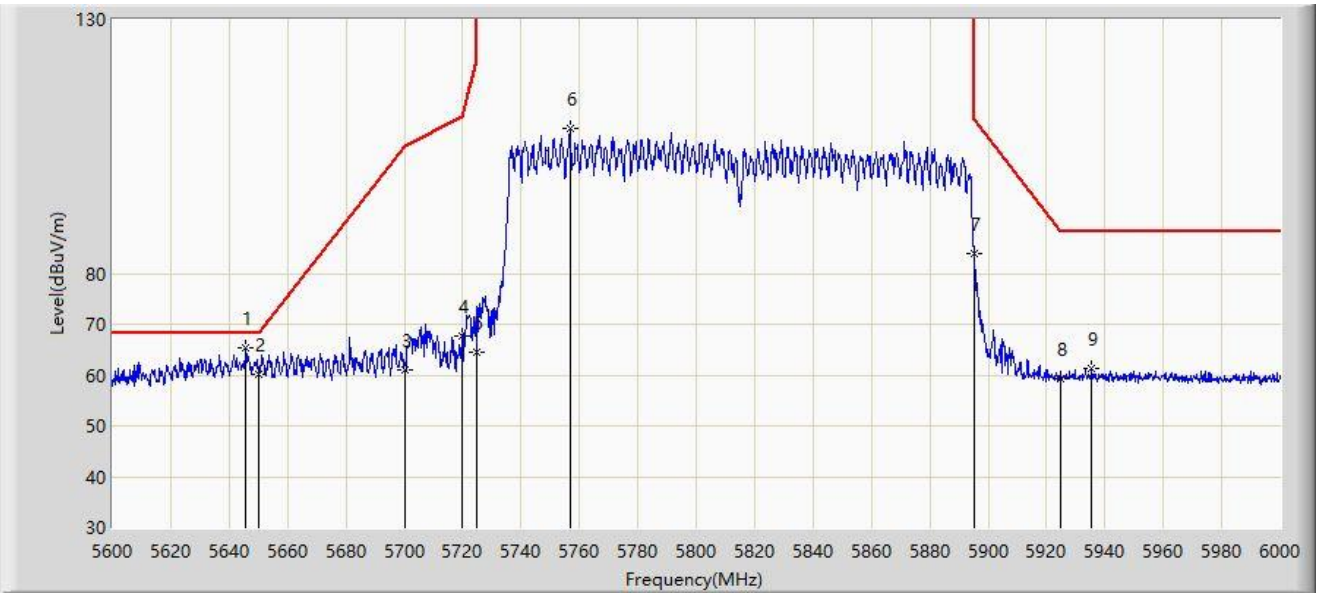

No	Mark	Frequency (MHz)	Measure Level (dBµV/m)	Reading Level (dBµV)	Margin (dB)	Limit (dBµV/m)	Factor (dB/m)	Type
1	*	5645.800	65.497	60.957	-2.703	68.200	4.539	PK
2		5650.000	60.252	55.749	-7.948	68.200	4.502	PK
3		5700.000	61.032	56.169	-44.168	105.200	4.863	PK
4		5720.000	67.783	62.690	-43.017	110.800	5.093	PK
5		5725.000	64.557	59.423	-57.643	122.200	5.134	PK
6		5756.800	108.435	103.419	N/A	N/A	5.016	PK
7		5895.000	83.974	78.558	-26.226	110.200	5.417	PK
8		5925.000	59.139	53.630	-29.061	88.200	5.509	PK
9		5935.400	61.216	55.663	-26.984	88.200	5.552	PK

Note 1: " * ", means this data is the worst emission level.

Note 2: Measure Level (dBµV/m) = Reading Level (dBµV) + Factor (dB/m).

Note 3: Factor (dB/m) = Cable Loss (dB) + Antenna Factor (dB/m) - Pre_Amplifier Gain (dB).

A.9 AC Conducted Emissions Test Result

Site: WZ-SR2	Test Date: 2024-04-18
Temperature: 21.7°C	Humidity: 55.7%
Limit: FCC_Part15.207_CE_AC Power	Engineer: Linda Wei
Probe: ENV216_101683_Filter Off_C	Polarity: Line
EUT: ACCESS POINT	Power: AC 120V/60Hz
Test Mode: Transmit by 802.11a at 5845MHz	

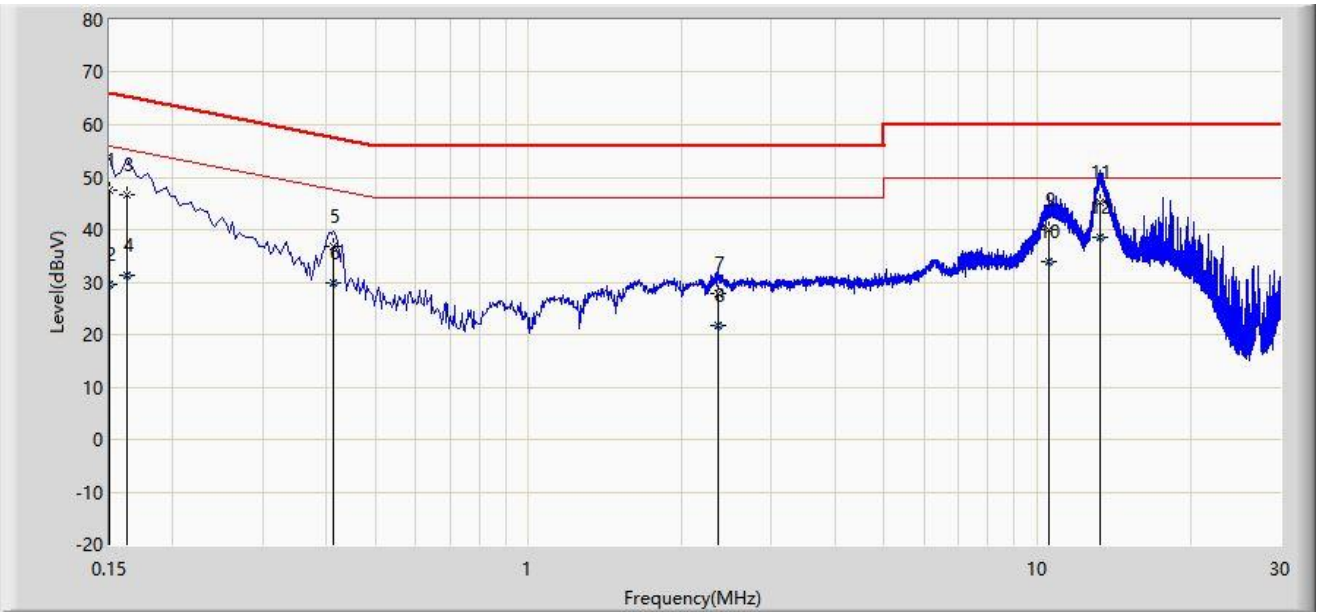

No	Mark	Frequency (MHz)	Measure Level (dBμV)	Reading Level (dBμV)	Margin (dB)	Limit (dBμV)	Factor (dB)	Type
1		0.150	47.617	37.902	-18.383	66.000	9.715	QP
2		0.150	29.512	19.797	-26.488	56.000	9.715	AV
3		0.162	46.719	37.002	-18.642	65.361	9.717	QP
4		0.162	31.278	21.561	-24.083	55.361	9.717	AV
5		0.414	36.954	27.151	-20.614	57.568	9.802	QP
6		0.414	29.746	19.944	-17.822	47.568	9.802	AV
7		2.366	27.854	17.747	-28.146	56.000	10.107	QP
8		2.366	21.745	11.638	-24.255	46.000	10.107	AV
9		10.534	40.121	29.822	-19.879	60.000	10.299	QP
10		10.534	33.811	23.512	-16.189	50.000	10.299	AV
11		13.254	45.313	35.019	-14.687	60.000	10.294	QP
12	*	13.254	38.604	28.310	-11.396	50.000	10.294	AV

Note 1: " * ", means this data is the worst emission level.

Note 2: Measure Level (dBμV) = Reading Level (dBμV) + Factor (dB).

Note 3: Factor (dB) = Cable Loss (dB) + LISN Factor (dB).

Site: WZ-SR2	Test Date: 2024-04-18
Temperature: 21.7°C	Humidity: 55.7%
Limit: FCC_Part15.207_CE_AC Power	Engineer: Linda Wei
Probe: ENV216_101683_Filter Off_C	Polarity: Neutral
EUT: ACCESS POINT	Power: AC 120V/60Hz
Test Mode: Transmit by 802.11a at 5845MHz	

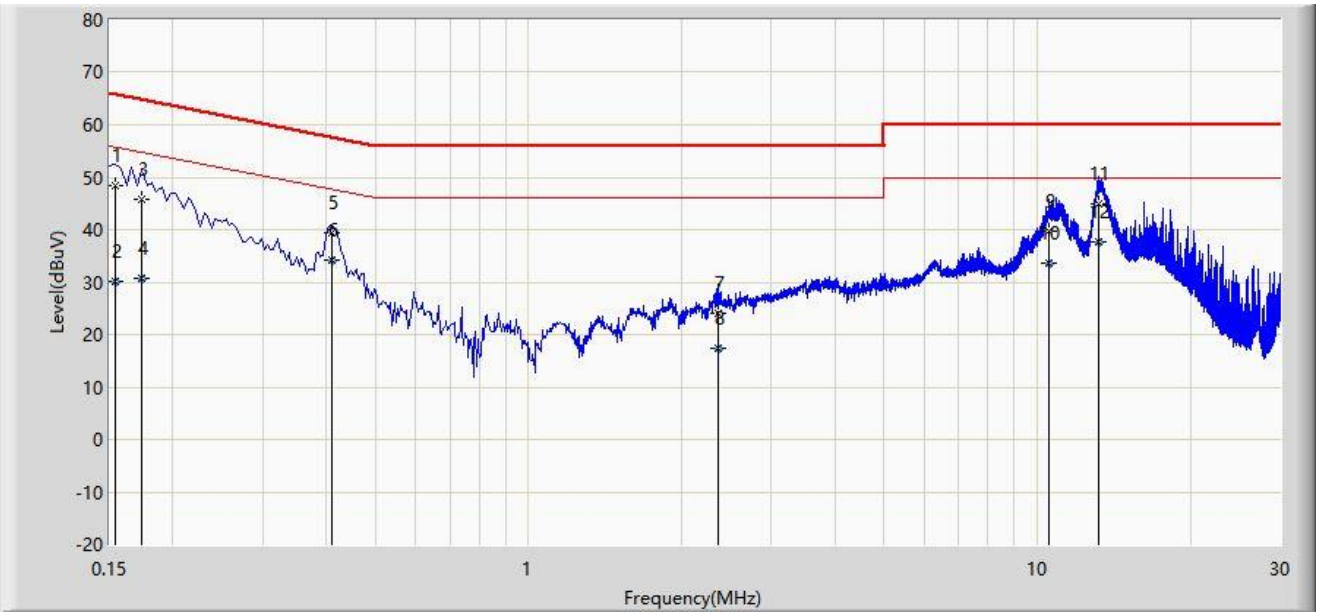

No	Mark	Frequency (MHz)	Measure Level (dBμV)	Reading Level (dBμV)	Margin (dB)	Limit (dBμV)	Factor (dB)	Type
1		0.154	48.298	38.594	-17.483	65.781	9.705	QP
2		0.154	30.161	20.456	-25.621	55.781	9.705	AV
3		0.174	45.725	36.015	-19.042	64.767	9.710	QP
4		0.174	30.581	20.871	-24.187	54.767	9.710	AV
5		0.410	39.523	29.733	-18.125	57.648	9.790	QP
6		0.410	34.206	24.415	-13.443	47.648	9.790	AV
7		2.354	23.922	13.825	-32.078	56.000	10.097	QP
8		2.354	17.482	7.385	-28.518	46.000	10.097	AV
9		10.510	39.799	29.510	-20.201	60.000	10.289	QP
10		10.510	33.487	23.198	-16.513	50.000	10.289	AV
11		13.174	44.834	34.550	-15.166	60.000	10.284	QP
12	*	13.174	37.771	27.487	-12.229	50.000	10.284	AV

Note 1: " * ", means this data is the worst emission level.

Note 2: Measure Level (dBμV) = Reading Level (dBμV) + Factor (dB).

Note 3: Factor (dB) = Cable Loss (dB) + LISN Factor (dB).

Appendix B – Test Setup Photograph

Refer to “2403RSU068-UT” file.

Appendix C – EUT Photograph

Refer to “2403RSU068-UE” file.

The End