Site: WZ-AC2	Test Date: 2024-04-21
Limit: FCC_5.8G_RE(3m)	Engineer: Charles Zhang
Probe: BBHA9120D_1457_1-18GHz	Polarity: Horizontal
EUT: ACCESS POINT	Power: AC 120V/60Hz
Test Mode: Transmit by 802.11be-EHT20 at 5825MHz	

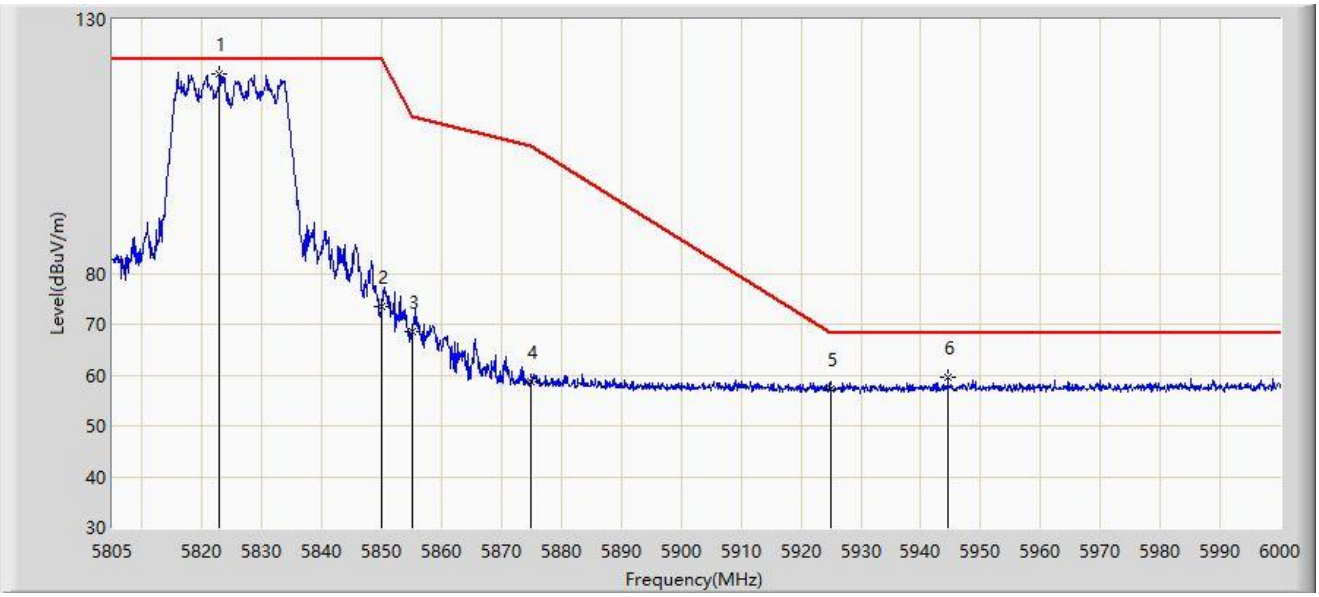

No	Mark	Frequency (MHz)	Measure Level (dBµV/m)	Reading Level (dBµV)	Margin (dB)	Limit (dBµV/m)	Factor (dB/m)	Type
1		5822.940	119.408	114.105	N/A	N/A	5.303	PK
2		5850.000	73.542	68.130	-48.658	122.200	5.412	PK
3		5855.000	68.685	63.225	-42.115	110.800	5.460	PK
4		5875.000	58.576	53.067	-46.624	105.200	5.509	PK
5		5925.000	57.107	51.598	-11.093	68.200	5.509	PK
6	*	5944.522	59.477	53.893	-8.723	68.200	5.584	PK

Note 1: " * ", means this data is the worst emission level.

Note 2: Measure Level (dBµV/m) = Reading Level (dBµV) + Factor (dB/m).

Note 3: Factor (dB/m) = Cable Loss (dB) + Antenna Factor (dB/m) - Pre_Amplifier Gain (dB).

Site: WZ-AC2	Test Date: 2024-04-21
Limit: FCC_5.8G_RE(3m)	Engineer: Charles Zhang
Probe: BBHA9120D_1457_1-18GHz	Polarity: Vertical
EUT: ACCESS POINT	Power: AC 120V/60Hz
Test Mode: Transmit by 802.11be-EHT20 at 5825MHz	

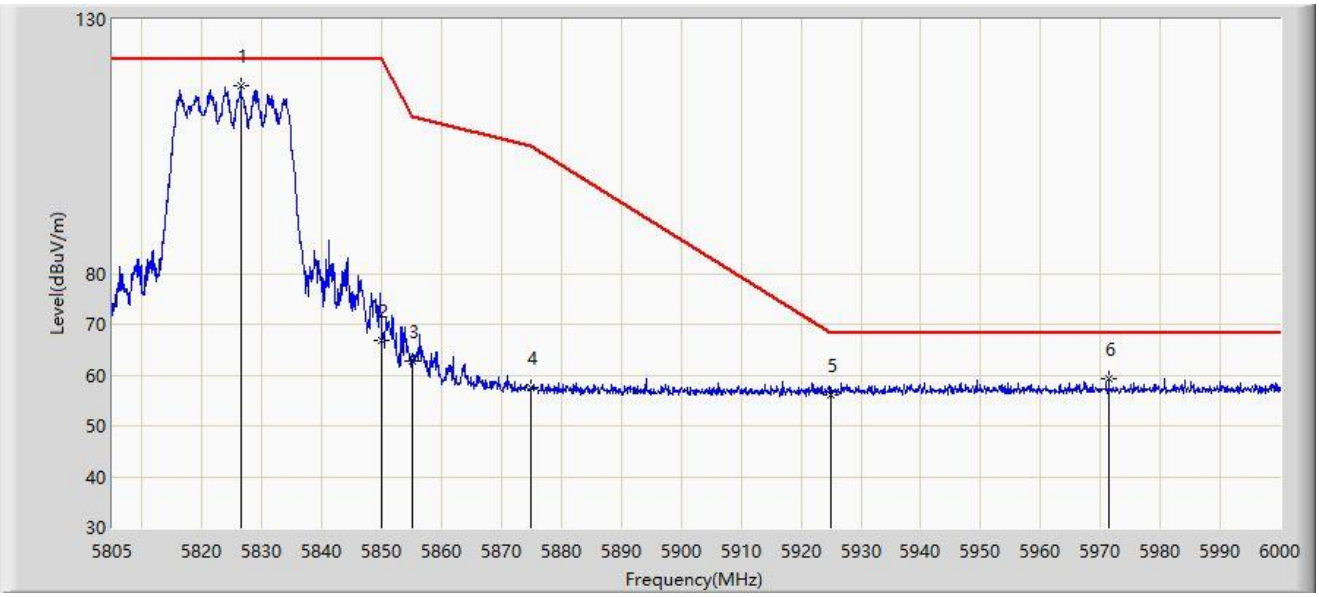

No	Mark	Frequency (MHz)	Measure Level (dBµV/m)	Reading Level (dBµV)	Margin (dB)	Limit (dBµV/m)	Factor (dB/m)	Type
1		5826.450	116.955	111.680	N/A	N/A	5.274	PK
2		5850.000	66.695	61.283	-55.505	122.200	5.412	PK
3		5855.000	62.701	57.241	-48.099	110.800	5.460	PK
4		5875.000	57.561	52.052	-47.639	105.200	5.509	PK
5		5925.000	56.110	50.601	-12.090	68.200	5.509	PK
6	*	5971.433	59.134	53.539	-9.066	68.200	5.596	PK

Note 1: " * ", means this data is the worst emission level.

Note 2: Measure Level (dBµV/m) = Reading Level (dBµV) + Factor (dB/m).

Note 3: Factor (dB/m) = Cable Loss (dB) + Antenna Factor (dB/m) - Pre_Amplifier Gain (dB).

Site: WZ-AC2	Test Date: 2024-04-06
Limit: FCC_5G_RE(3m)	Engineer: Charles Zhang
Probe: BBHA9120D_1457_1-18GHz	Polarity: Horizontal
EUT: ACCESS POINT	Power: AC 120V/60Hz
Test Mode: Transmit by 802.11be-EHT40 at 5190MHz	

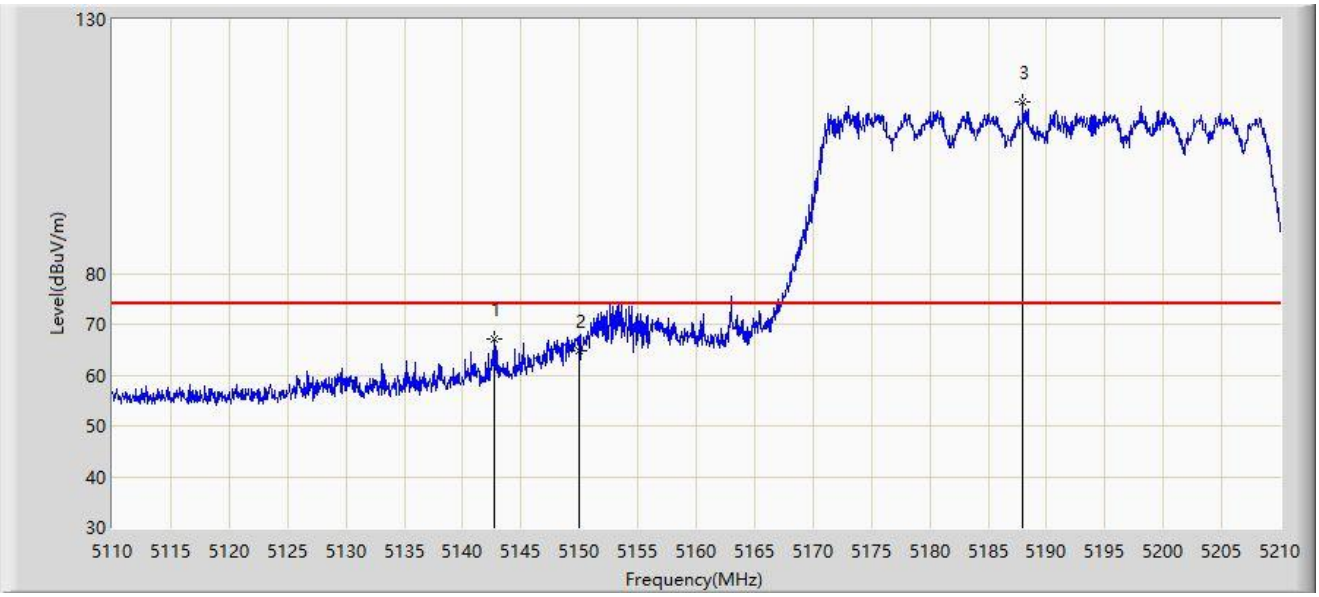

No	Mark	Frequency (MHz)	Measure Level (dBµV/m)	Reading Level (dBµV)	Margin (dB)	Limit (dBµV/m)	Factor (dB/m)	Type
1	*	5142.700	67.143	63.734	-6.857	74.000	3.408	PK
2		5150.000	64.879	61.397	-9.121	74.000	3.482	PK
3		5188.000	113.769	110.677	N/A	N/A	3.093	PK

Note 1: " * ", means this data is the worst emission level.

Note 2: Measure Level (dBµV/m) = Reading Level (dBµV) + Factor (dB/m).

Note 3: Factor (dB/m) = Cable Loss (dB) + Antenna Factor (dB/m) - Pre_Amplifier Gain (dB).

Site: WZ-AC2	Test Date: 2024-04-06
Limit: FCC_5G_RE(3m)	Engineer: Charles Zhang
Probe: BBHA9120D_1457_1-18GHz	Polarity: Horizontal
EUT: ACCESS POINT	Power: AC 120V/60Hz
Test Mode: Transmit by 802.11be-EHT40 at 5190MHz	

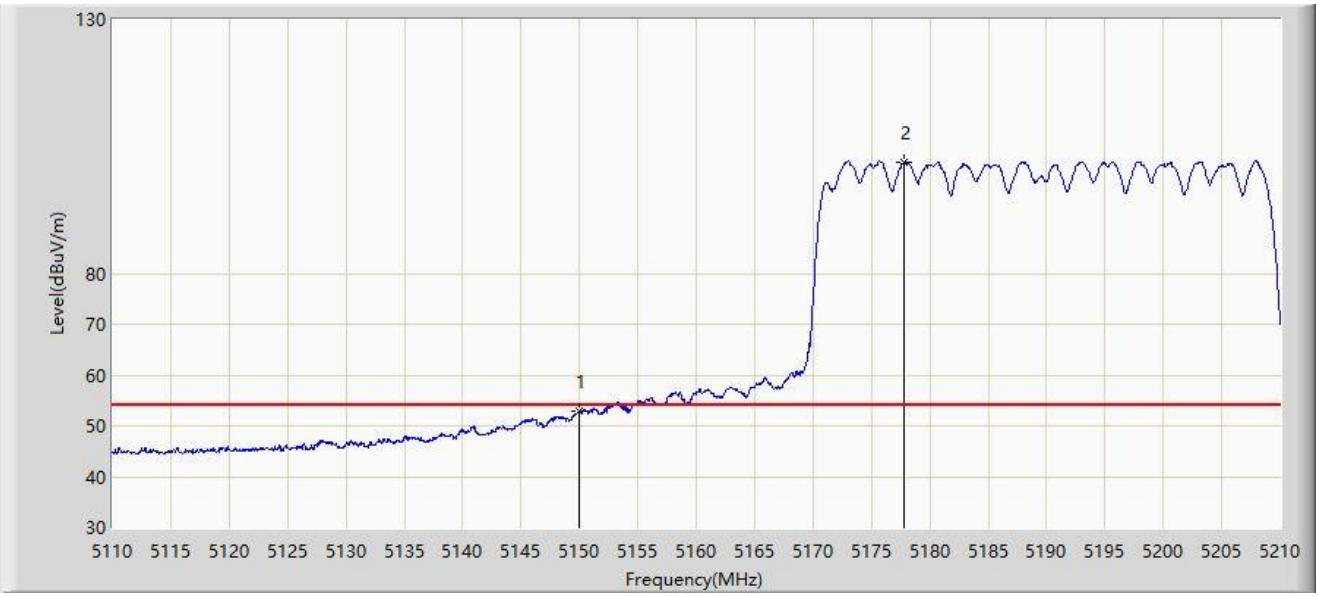

No	Mark	Frequency (MHz)	Measure Level (dBµV/m)	Reading Level (dBµV)	Margin (dB)	Limit (dBµV/m)	Factor (dB/m)	Type
1	*	5150.000	52.807	49.325	-1.193	54.000	3.482	AV
2		5177.800	101.909	98.595	N/A	N/A	3.313	AV

Note 1: " * ", means this data is the worst emission level.

Note 2: Measure Level (dBµV/m) = Reading Level (dBµV) + Factor (dB/m).

Note 3: Factor (dB/m) = Cable Loss (dB) + Antenna Factor (dB/m) - Pre_Amplifier Gain (dB).

Site: WZ-AC2	Test Date: 2024-04-06
Limit: FCC_5G_RE(3m)	Engineer: Charles Zhang
Probe: BBHA9120D_1457_1-18GHz	Polarity: Vertical
EUT: ACCESS POINT	Power: AC 120V/60Hz
Test Mode: Transmit by 802.11be-EHT40 at 5190MHz	

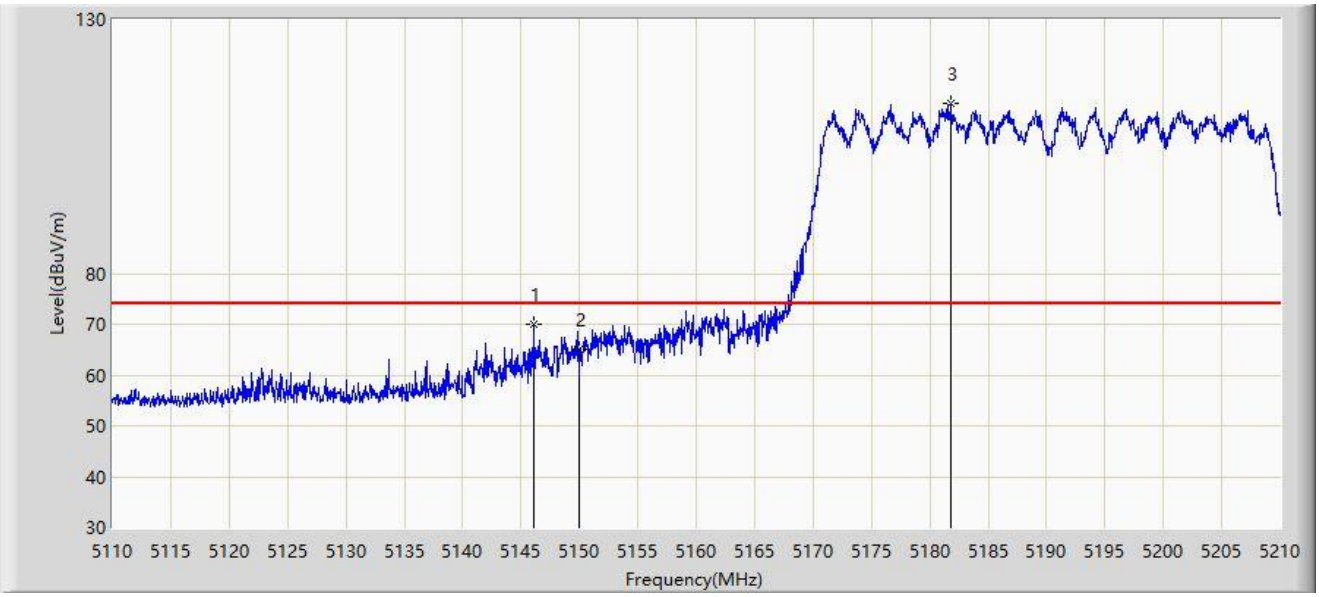

No	Mark	Frequency (MHz)	Measure Level (dBµV/m)	Reading Level (dBµV)	Margin (dB)	Limit (dBµV/m)	Factor (dB/m)	Type
1	*	5146.150	70.049	66.597	-3.951	74.000	3.452	PK
2		5150.000	65.103	61.621	-8.897	74.000	3.482	PK
3		5181.850	113.467	110.234	N/A	N/A	3.233	PK

Note 1: " * ", means this data is the worst emission level.

Note 2: Measure Level (dBµV/m) = Reading Level (dBµV) + Factor (dB/m).

Note 3: Factor (dB/m) = Cable Loss (dB) + Antenna Factor (dB/m) - Pre_Amplifier Gain (dB).

Site: WZ-AC2	Test Date: 2024-04-06
Limit: FCC_5G_RE(3m)	Engineer: Charles Zhang
Probe: BBHA9120D_1457_1-18GHz	Polarity: Vertical
EUT: ACCESS POINT	Power: AC 120V/60Hz
Test Mode: Transmit by 802.11be-EHT40 at 5190MHz	

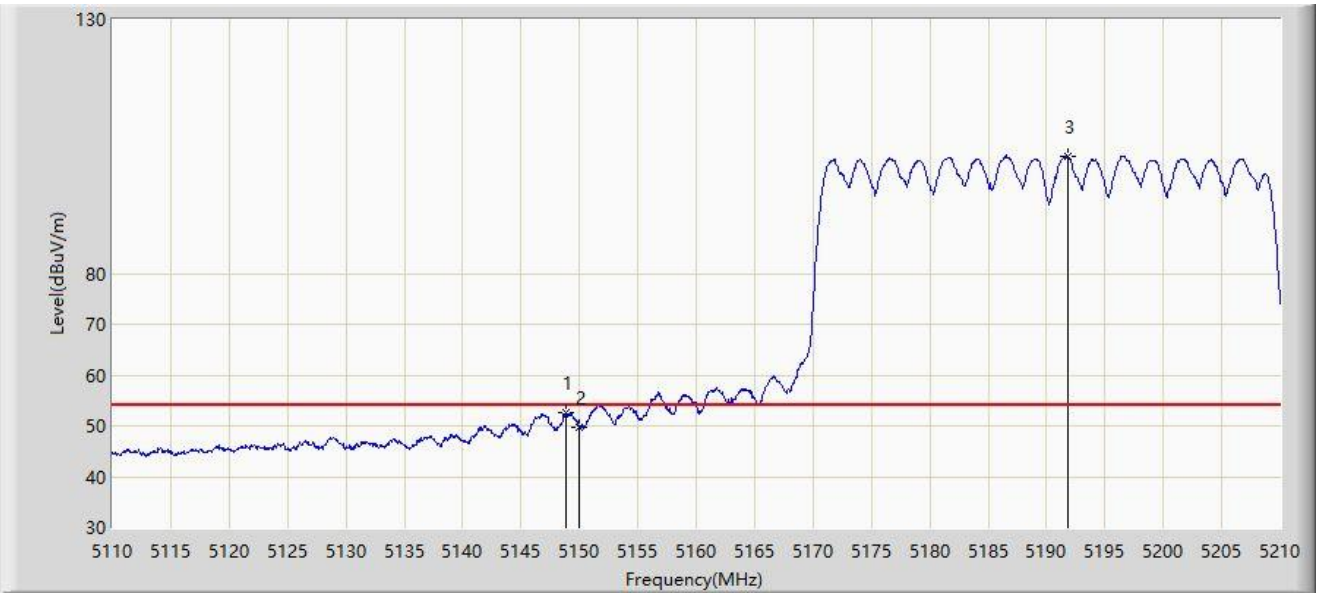

No	Mark	Frequency (MHz)	Measure Level (dBµV/m)	Reading Level (dBµV)	Margin (dB)	Limit (dBµV/m)	Factor (dB/m)	Type
1	*	5148.850	52.553	49.075	-1.447	54.000	3.478	AV
2		5150.000	49.639	46.157	-4.361	54.000	3.482	AV
3		5191.800	102.983	99.973	N/A	N/A	3.011	AV

Note 1: " * ", means this data is the worst emission level.

Note 2: Measure Level (dBµV/m) = Reading Level (dBµV) + Factor (dB/m).

Note 3: Factor (dB/m) = Cable Loss (dB) + Antenna Factor (dB/m) - Pre_Amplifier Gain (dB).

Site: WZ-AC2	Test Date: 2024-04-22
Limit: FCC_5G_RE(3m)	Engineer: Charles Zhang
Probe: BBHA9120D_1457_1-18GHz	Polarity: Horizontal
EUT: ACCESS POINT	Power: AC 120V/60Hz
Test Mode: Transmit by 802.11be-EHT40 at 5310MHz	

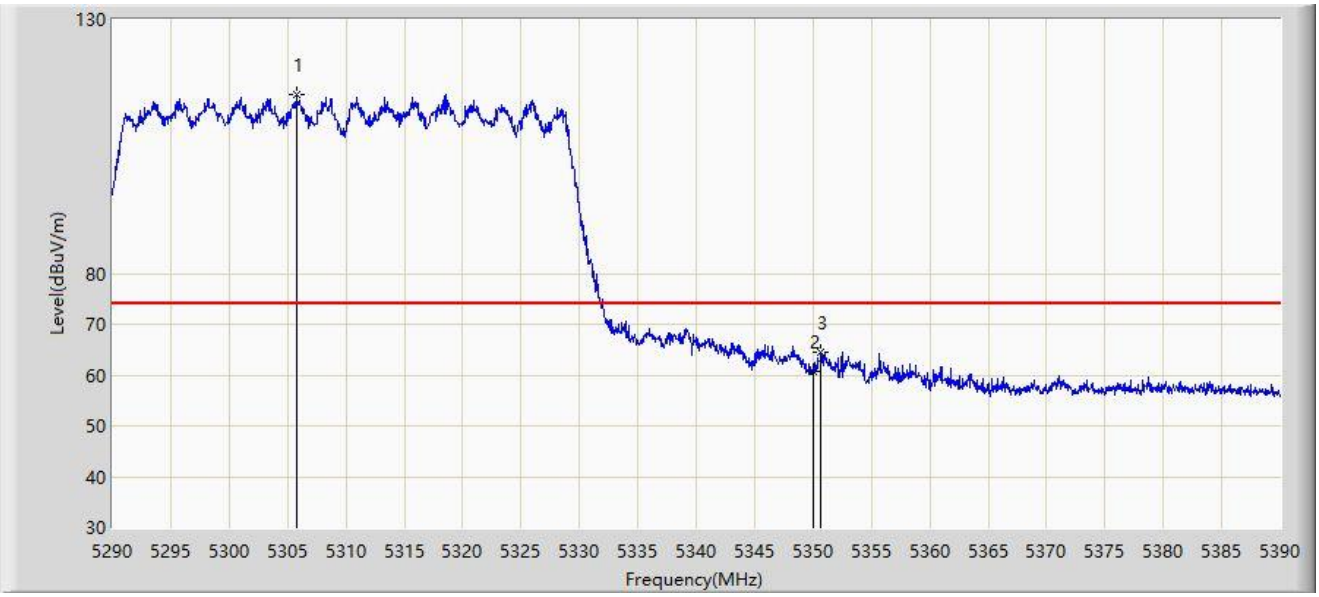

No	Mark	Frequency (MHz)	Measure Level (dBµV/m)	Reading Level (dBµV)	Margin (dB)	Limit (dBµV/m)	Factor (dB/m)	Type
1		5305.750	115.115	111.681	N/A	N/A	3.434	PK
2		5350.000	60.701	57.378	-13.299	74.000	3.323	PK
3	*	5350.700	64.416	61.111	-9.584	74.000	3.306	PK

Note 1: " * ", means this data is the worst emission level.

Note 2: Measure Level (dBµV/m) = Reading Level (dBµV) + Factor (dB/m).

Note 3: Factor (dB/m) = Cable Loss (dB) + Antenna Factor (dB/m) - Pre_Amplifier Gain (dB).

Site: WZ-AC2	Test Date: 2024-04-22
Limit: FCC_5G_RE(3m)	Engineer: Charles Zhang
Probe: BBHA9120D_1457_1-18GHz	Polarity: Horizontal
EUT: ACCESS POINT	Power: AC 120V/60Hz
Test Mode: Transmit by 802.11be-EHT40 at 5310MHz	

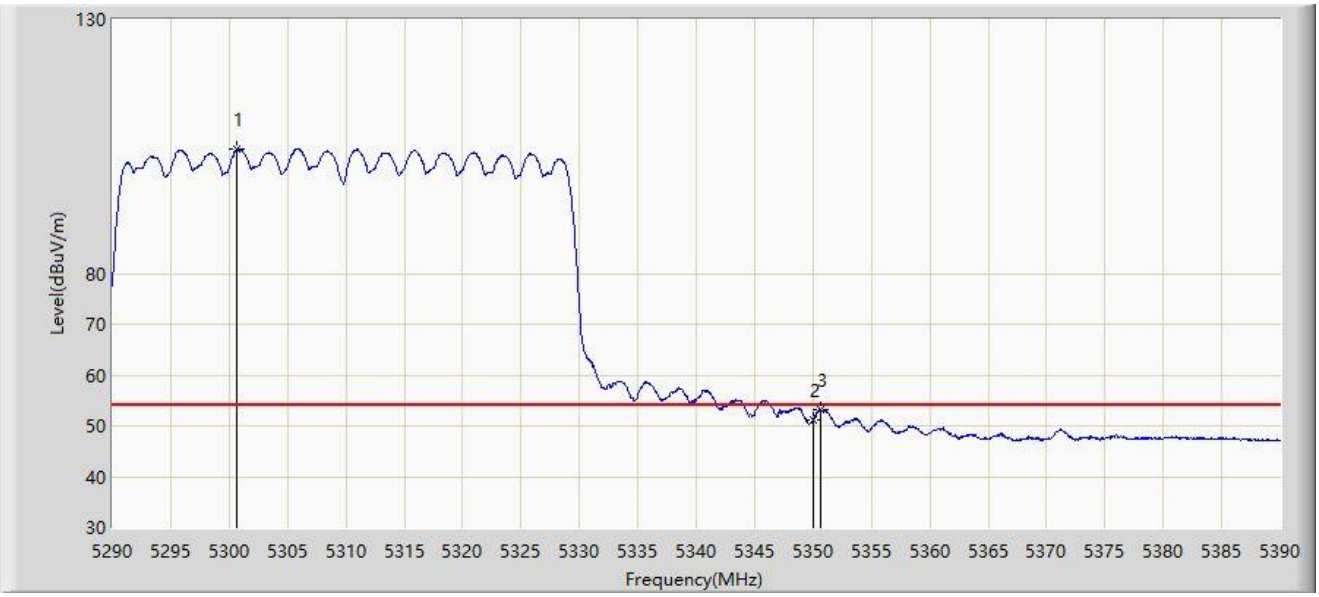

No	Mark	Frequency (MHz)	Measure Level (dBµV/m)	Reading Level (dBµV)	Margin (dB)	Limit (dBµV/m)	Factor (dB/m)	Type
1		5300.700	104.416	101.079	N/A	N/A	3.337	AV
2		5350.000	51.163	47.840	-2.837	54.000	3.323	AV
3	*	5350.600	53.302	49.994	-0.698	54.000	3.307	AV

Note 1: " * ", means this data is the worst emission level.

Note 2: Measure Level (dBµV/m) = Reading Level (dBµV) + Factor (dB/m).

Note 3: Factor (dB/m) = Cable Loss (dB) + Antenna Factor (dB/m) - Pre_Amplifier Gain (dB).

Site: WZ-AC2	Test Date: 2024-04-22
Limit: FCC_5G_RE(3m)	Engineer: Charles Zhang
Probe: BBHA9120D_1457_1-18GHz	Polarity: Vertical
EUT: ACCESS POINT	Power: AC 120V/60Hz
Test Mode: Transmit by 802.11be-EHT40 at 5310MHz	

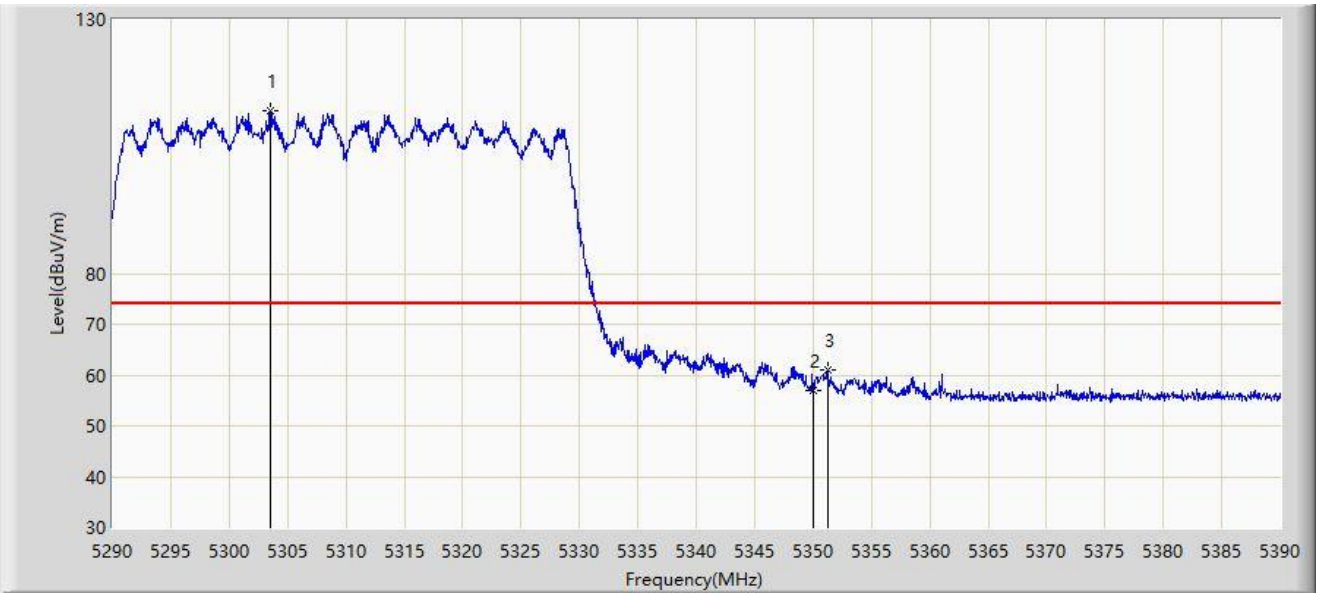

No	Mark	Frequency (MHz)	Measure Level (dBμV/m)	Reading Level (dBμV)	Margin (dB)	Limit (dBμV/m)	Factor (dB/m)	Type
1		5303.500	112.139	108.749	N/A	N/A	3.391	PK
2		5350.000	56.825	53.502	-17.175	74.000	3.323	PK
3	*	5351.250	61.097	57.806	-12.903	74.000	3.291	PK

Note 1: " * ", means this data is the worst emission level.

Note 2: Measure Level (dBμV/m) = Reading Level (dBμV) + Factor (dB/m).

Note 3: Factor (dB/m) = Cable Loss (dB) + Antenna Factor (dB/m) - Pre_Amplifier Gain (dB).

Site: WZ-AC2	Test Date: 2024-04-22
Limit: FCC_5G_RE(3m)	Engineer: Charles Zhang
Probe: BBHA9120D_1457_1-18GHz	Polarity: Vertical
EUT: ACCESS POINT	Power: AC 120V/60Hz
Test Mode: Transmit by 802.11be-EHT40 at 5310MHz	

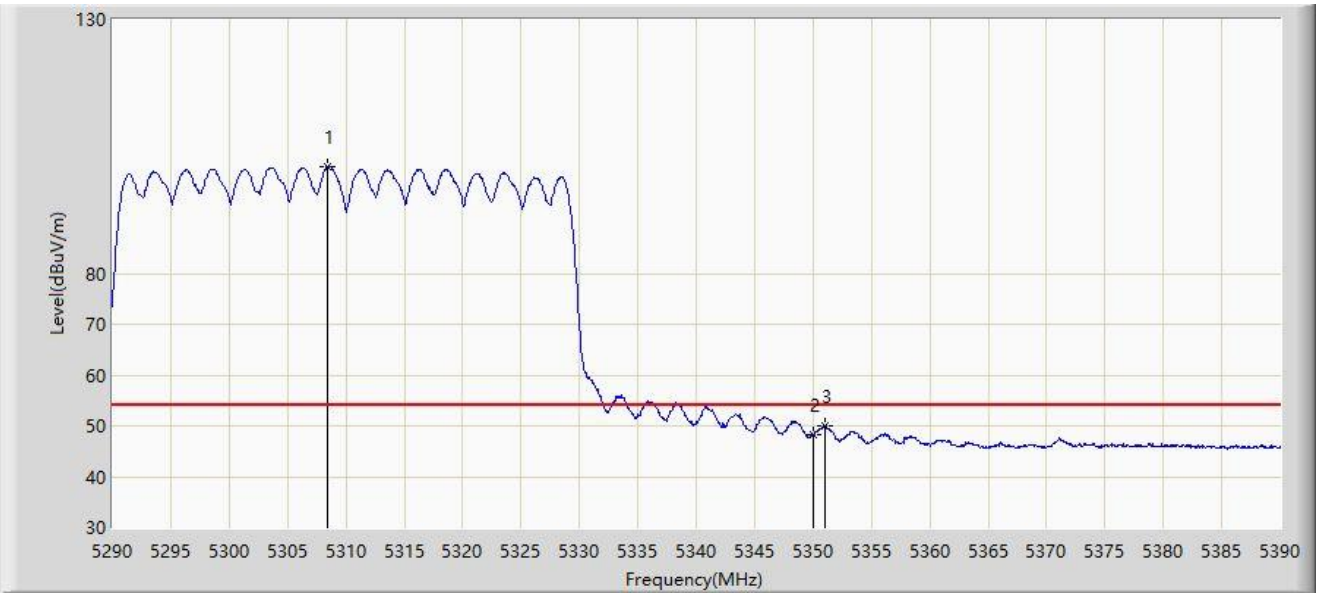

No	Mark	Frequency (MHz)	Measure Level (dBµV/m)	Reading Level (dBµV)	Margin (dB)	Limit (dBµV/m)	Factor (dB/m)	Type
1		5308.400	100.992	97.506	N/A	N/A	3.485	AV
2		5350.000	48.196	44.873	-5.804	54.000	3.323	AV
3	*	5351.000	50.112	46.815	-3.888	54.000	3.297	AV

Note 1: " * ", means this data is the worst emission level.

Note 2: Measure Level (dBµV/m) = Reading Level (dBµV) + Factor (dB/m).

Note 3: Factor (dB/m) = Cable Loss (dB) + Antenna Factor (dB/m) - Pre_Amplifier Gain (dB).

Site: WZ-AC2	Test Date: 2024-04-22
Limit: FCC_5G_RE(3m)	Engineer: Charles Zhang
Probe: BBHA9120D_1457_1-18GHz	Polarity: Horizontal
EUT: ACCESS POINT	Power: AC 120V/60Hz
Test Mode: Transmit by 802.11be-EHT40 at 5510MHz	

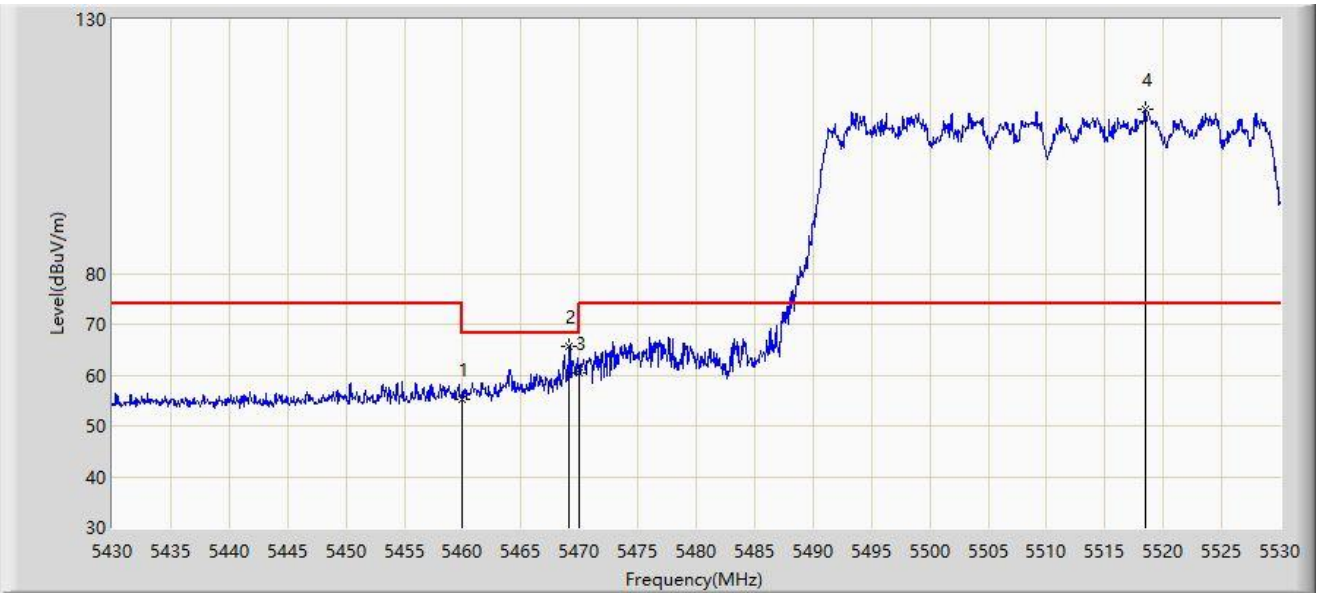

No	Mark	Frequency (MHz)	Measure Level (dBμV/m)	Reading Level (dBμV)	Margin (dB)	Limit (dBμV/m)	Factor (dB/m)	Type
1		5460.000	55.226	51.616	-18.774	74.000	3.610	PK
2	*	5469.150	65.684	61.902	-2.516	68.200	3.782	PK
3		5470.000	60.457	56.659	-7.743	68.200	3.797	PK
4		5518.500	112.388	108.969	N/A	N/A	3.418	PK

Note 1: " * ", means this data is the worst emission level.

Note 2: Measure Level (dBμV/m) = Reading Level (dBμV) + Factor (dB/m).

Note 3: Factor (dB/m) = Cable Loss (dB) + Antenna Factor (dB/m) - Pre_Amplifier Gain (dB).

Site: WZ-AC2	Test Date: 2024-04-22
Limit: FCC_5G_RE(3m)	Engineer: Charles Zhang
Probe: BBHA9120D_1457_1-18GHz	Polarity: Horizontal
EUT: ACCESS POINT	Power: AC 120V/60Hz
Test Mode: Transmit by 802.11be-EHT40 at 5510MHz	

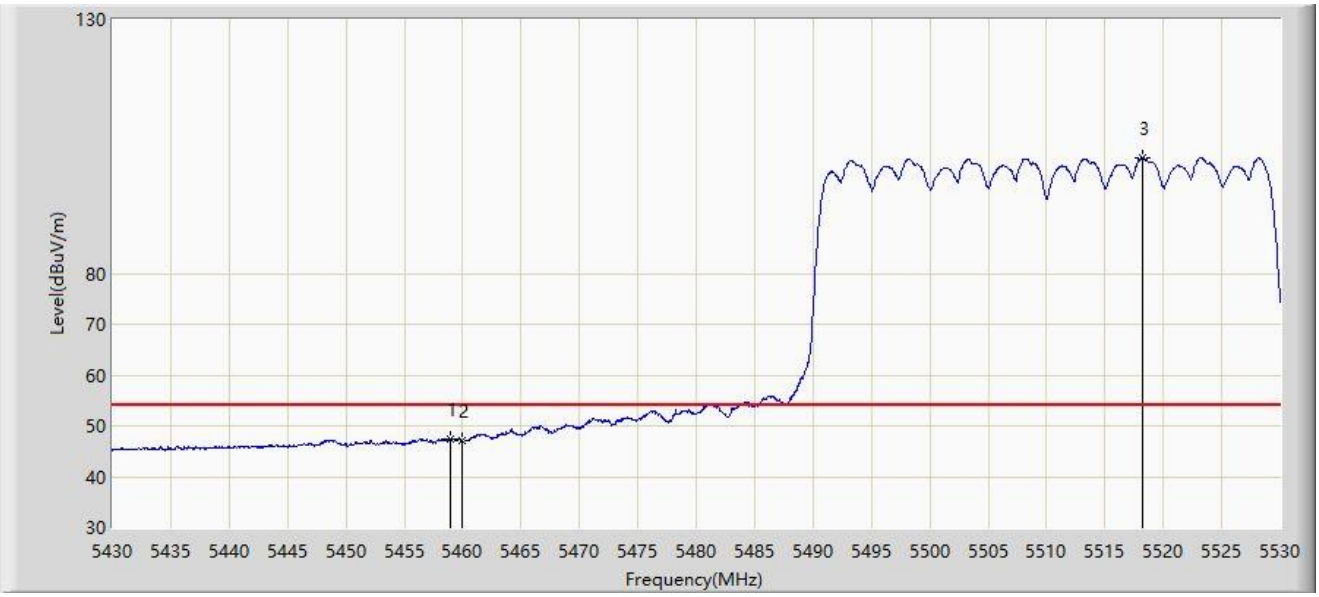

No	Mark	Frequency (MHz)	Measure Level (dBμV/m)	Reading Level (dBμV)	Margin (dB)	Limit (dBμV/m)	Factor (dB/m)	Type
1	*	5458.900	47.524	43.934	-6.476	54.000	3.590	AV
2		5460.000	47.083	43.473	-6.917	54.000	3.610	AV
3		5518.250	102.856	99.436	N/A	N/A	3.419	AV

Note 1: " * ", means this data is the worst emission level.

Note 2: Measure Level (dBμV/m) = Reading Level (dBμV) + Factor (dB/m).

Note 3: Factor (dB/m) = Cable Loss (dB) + Antenna Factor (dB/m) - Pre_Amplifier Gain (dB).

Site: WZ-AC2	Test Date: 2024-04-22
Limit: FCC_5G_RE(3m)	Engineer: Charles Zhang
Probe: BBHA9120D_1457_1-18GHz	Polarity: Vertical
EUT: ACCESS POINT	Power: AC 120V/60Hz
Test Mode: Transmit by 802.11be-EHT40 at 5510MHz	

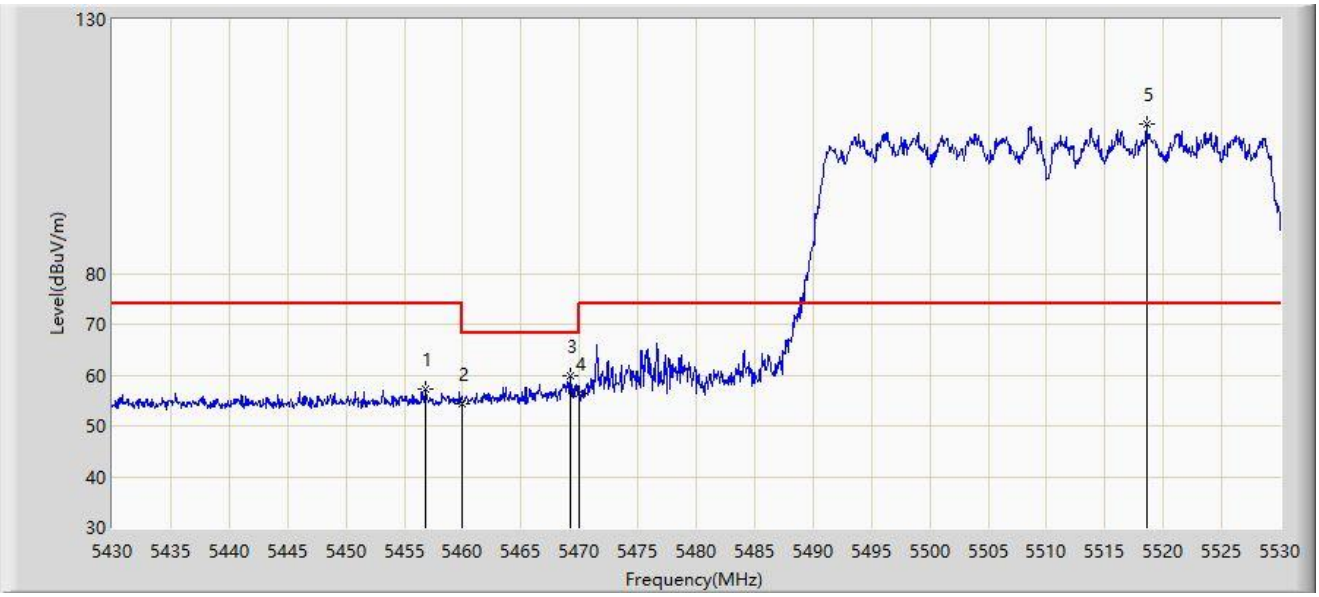

No	Mark	Frequency (MHz)	Measure Level (dBµV/m)	Reading Level (dBµV)	Margin (dB)	Limit (dBµV/m)	Factor (dB/m)	Type
1		5456.850	57.214	53.663	-16.786	74.000	3.552	PK
2		5460.000	54.309	50.699	-19.691	74.000	3.610	PK
3	*	5469.250	59.944	56.160	-8.256	68.200	3.784	PK
4		5470.000	56.370	52.572	-11.830	68.200	3.797	PK
5		5518.550	109.279	105.861	N/A	N/A	3.418	PK

Note 1: " * ", means this data is the worst emission level.

Note 2: Measure Level (dBµV/m) = Reading Level (dBµV) + Factor (dB/m).

Note 3: Factor (dB/m) = Cable Loss (dB) + Antenna Factor (dB/m) - Pre_Amplifier Gain (dB).

Site: WZ-AC2	Test Date: 2024-04-22
Limit: FCC_5G_RE(3m)	Engineer: Charles Zhang
Probe: BBHA9120D_1457_1-18GHz	Polarity: Vertical
EUT: ACCESS POINT	Power: AC 120V/60Hz
Test Mode: Transmit by 802.11be-EHT40 at 5510MHz	

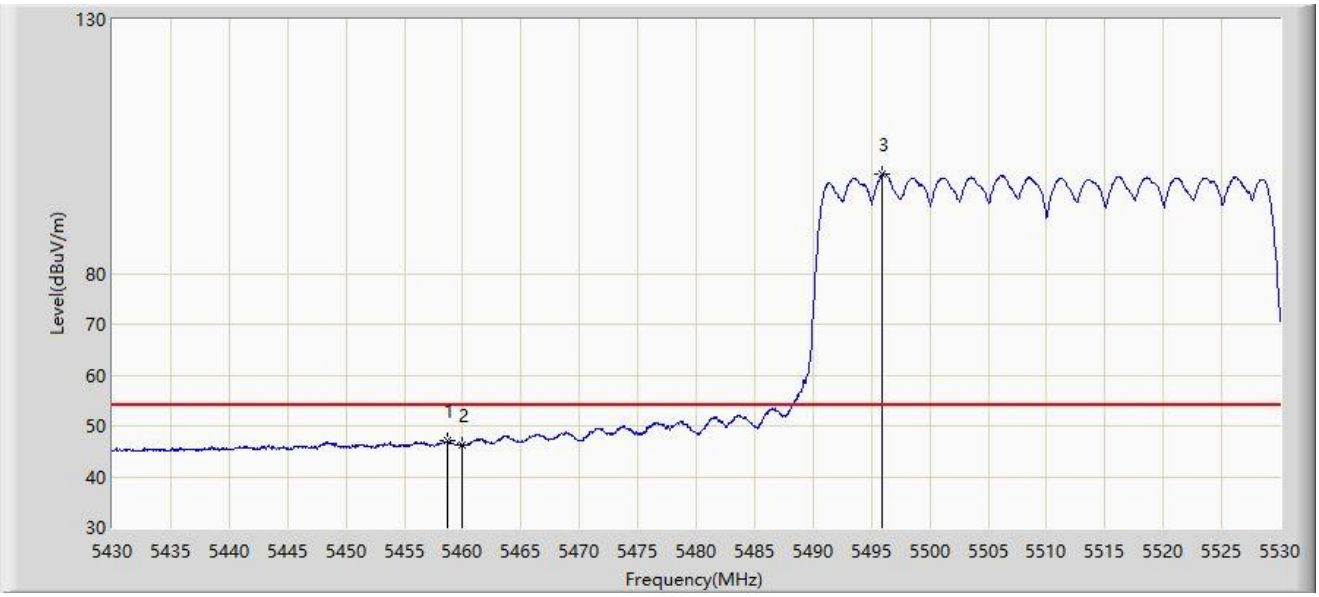

No	Mark	Frequency (MHz)	Measure Level (dBμV/m)	Reading Level (dBμV)	Margin (dB)	Limit (dBμV/m)	Factor (dB/m)	Type
1	*	5458.650	47.019	43.434	-6.981	54.000	3.585	AV
2		5460.000	46.317	42.707	-7.683	54.000	3.610	AV
3		5495.950	99.423	95.751	N/A	N/A	3.672	AV

Note 1: " * ", means this data is the worst emission level.

Note 2: Measure Level (dBμV/m) = Reading Level (dBμV) + Factor (dB/m).

Note 3: Factor (dB/m) = Cable Loss (dB) + Antenna Factor (dB/m) - Pre_Amplifier Gain (dB).

Site: WZ-AC2	Test Date: 2024-04-22
Limit: FCC_5G_RE(3m)	Engineer: Charles Zhang
Probe: BBHA9120D_1457_1-18GHz	Polarity: Horizontal
EUT: ACCESS POINT	Power: AC 120V/60Hz
Test Mode: Transmit by 802.11be-EHT40 at 5670MHz	

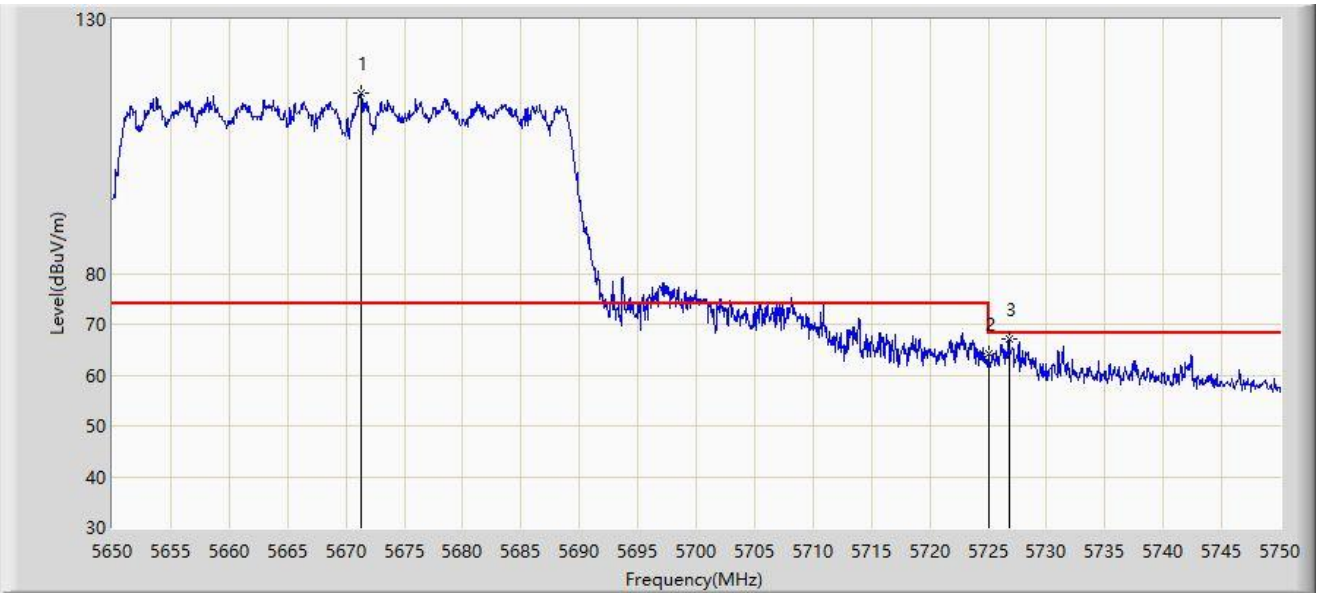

No	Mark	Frequency (MHz)	Measure Level (dBµV/m)	Reading Level (dBµV)	Margin (dB)	Limit (dBµV/m)	Factor (dB/m)	Type
1		5671.350	115.543	111.110	N/A	N/A	4.433	PK
2		5725.000	64.169	59.035	-4.031	68.200	5.134	PK
3	*	5726.800	67.050	61.915	-1.150	68.200	5.135	PK

Note 1: " * ", means this data is the worst emission level.

Note 2: Measure Level (dBµV/m) = Reading Level (dBµV) + Factor (dB/m).

Note 3: Factor (dB/m) = Cable Loss (dB) + Antenna Factor (dB/m) - Pre_Amplifier Gain (dB).

Site: WZ-AC2	Test Date: 2024-04-22
Limit: FCC_5G_RE(3m)	Engineer: Charles Zhang
Probe: BBHA9120D_1457_1-18GHz	Polarity: Vertical
EUT: ACCESS POINT	Power: AC 120V/60Hz
Test Mode: Transmit by 802.11be-EHT40 at 5670MHz	

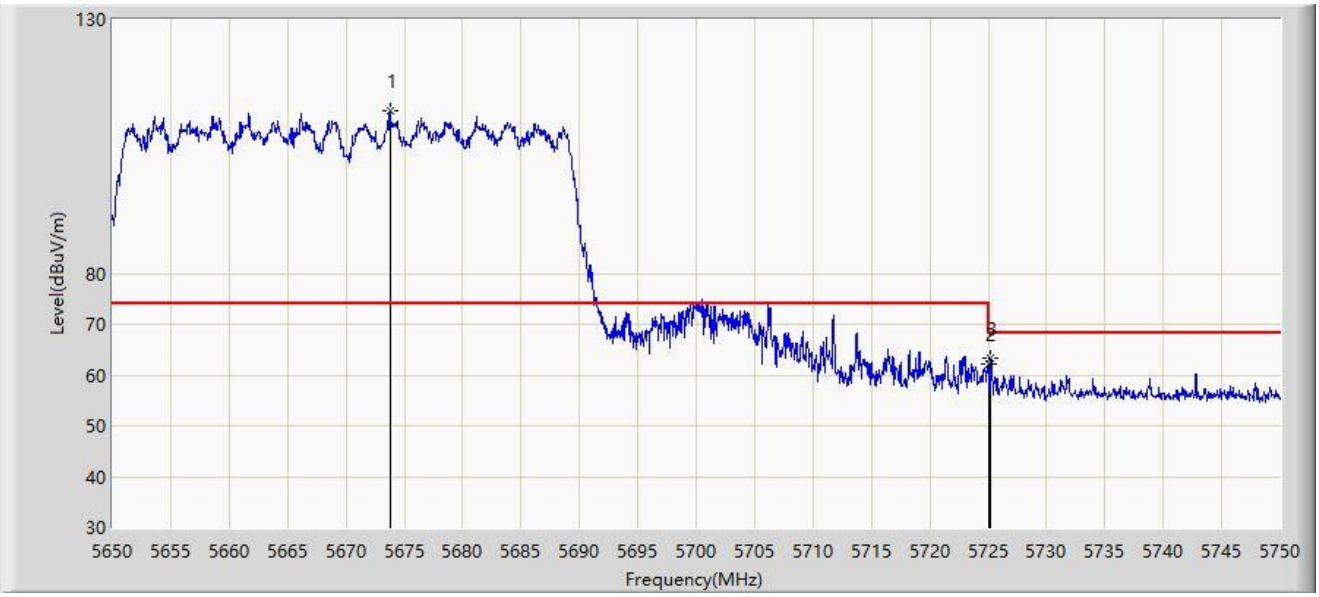

No	Mark	Frequency (MHz)	Measure Level (dBµV/m)	Reading Level (dBµV)	Margin (dB)	Limit (dBµV/m)	Factor (dB/m)	Type
1		5673.750	112.081	107.648	N/A	N/A	4.433	PK
2		5725.000	62.224	57.090	-5.976	68.200	5.134	PK
3	*	5725.250	63.250	58.113	-4.950	68.200	5.136	PK

Note 1: " * ", means this data is the worst emission level.

Note 2: Measure Level (dBµV/m) = Reading Level (dBµV) + Factor (dB/m).

Note 3: Factor (dB/m) = Cable Loss (dB) + Antenna Factor (dB/m) - Pre_Amplifier Gain (dB).

Site: WZ-AC2	Test Date: 2024-04-06
Limit: FCC_5.8G_RE(3m)	Engineer: Charles Zhang
Probe: BBHA9120D_1457_1-18GHz	Polarity: Horizontal
EUT: ACCESS POINT	Power: AC 120V/60Hz
Test Mode: Transmit by 802.11be-EHT40 at 5755MHz	

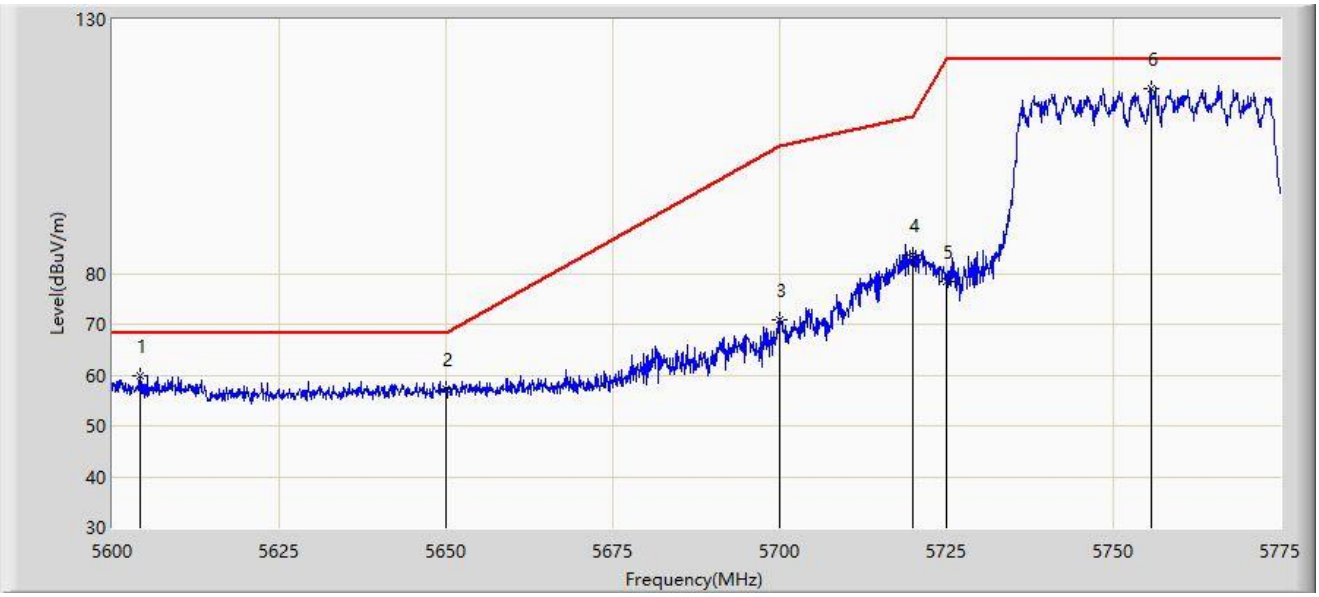

No	Mark	Frequency (MHz)	Measure Level (dBµV/m)	Reading Level (dBµV)	Margin (dB)	Limit (dBµV/m)	Factor (dB/m)	Type
1	*	5604.112	59.720	56.186	-8.480	68.200	3.533	PK
2		5650.000	57.348	53.225	-10.852	68.200	4.122	PK
3		5700.000	70.772	66.335	-34.428	105.200	4.437	PK
4		5720.000	83.485	78.821	-27.315	110.800	4.663	PK
5		5725.000	78.513	73.810	-43.687	122.200	4.703	PK
6		5755.663	116.514	111.967	N/A	N/A	4.547	PK

Note 1: " * ", means this data is the worst emission level.

Note 2: Measure Level (dBµV/m) = Reading Level (dBµV) + Factor (dB/m).

Note 3: Factor (dB/m) = Cable Loss (dB) + Antenna Factor (dB/m) - Pre_Amplifier Gain (dB).

Site: WZ-AC2	Test Date: 2024-04-06
Limit: FCC_5.8G_RE(3m)	Engineer: Charles Zhang
Probe: BBHA9120D_1457_1-18GHz	Polarity: Vertical
EUT: ACCESS POINT	Power: AC 120V/60Hz
Test Mode: Transmit by 802.11be-EHT40 at 5755MHz	

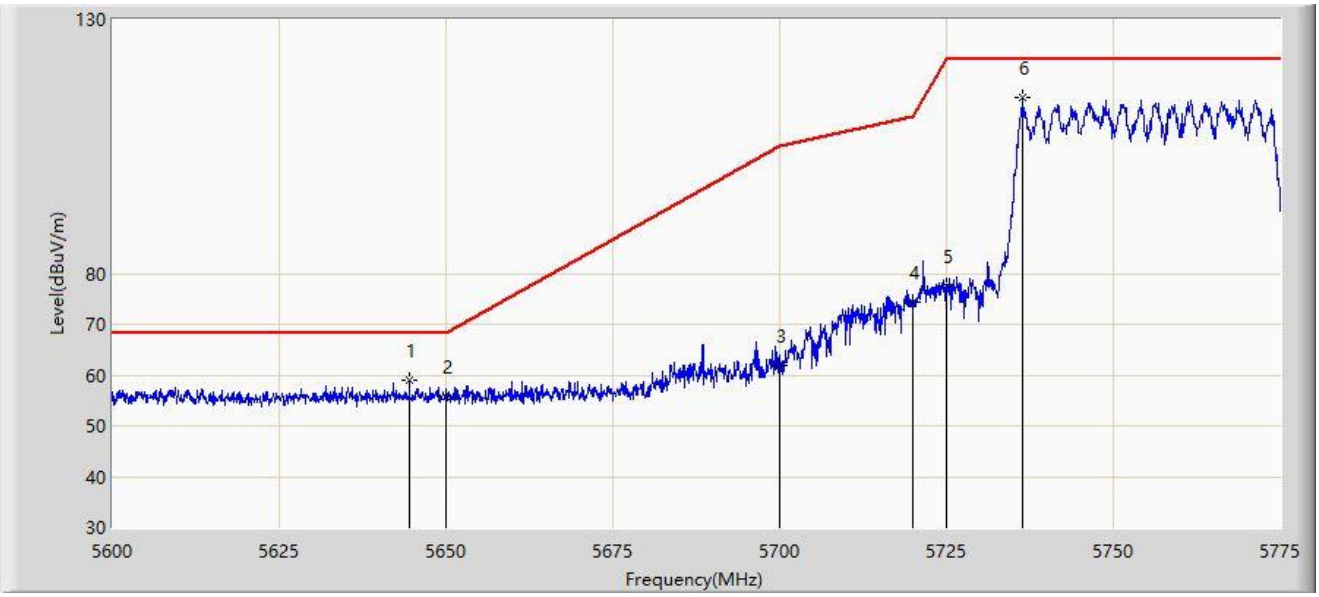

No	Mark	Frequency (MHz)	Measure Level (dBµV/m)	Reading Level (dBµV)	Margin (dB)	Limit (dBµV/m)	Factor (dB/m)	Type
1	*	5644.538	58.977	54.828	-9.223	68.200	4.149	PK
2		5650.000	55.877	51.754	-12.323	68.200	4.122	PK
3		5700.000	61.804	57.367	-43.396	105.200	4.437	PK
4		5720.000	74.350	69.686	-36.450	110.800	4.663	PK
5		5725.000	77.538	72.835	-44.662	122.200	4.703	PK
6		5736.500	114.578	110.049	N/A	N/A	4.529	PK

Note 1: " * ", means this data is the worst emission level.

Note 2: Measure Level (dBµV/m) = Reading Level (dBµV) + Factor (dB/m).

Note 3: Factor (dB/m) = Cable Loss (dB) + Antenna Factor (dB/m) - Pre_Amplifier Gain (dB).

Site: WZ-AC2	Test Date: 2024-04-06
Limit: FCC_5.8G_RE(3m)	Engineer: Charles Zhang
Probe: BBHA9120D_1457_1-18GHz	Polarity: Horizontal
EUT: ACCESS POINT	Power: AC 120V/60Hz
Test Mode: Transmit by 802.11be-EHT40 at 5795MHz	

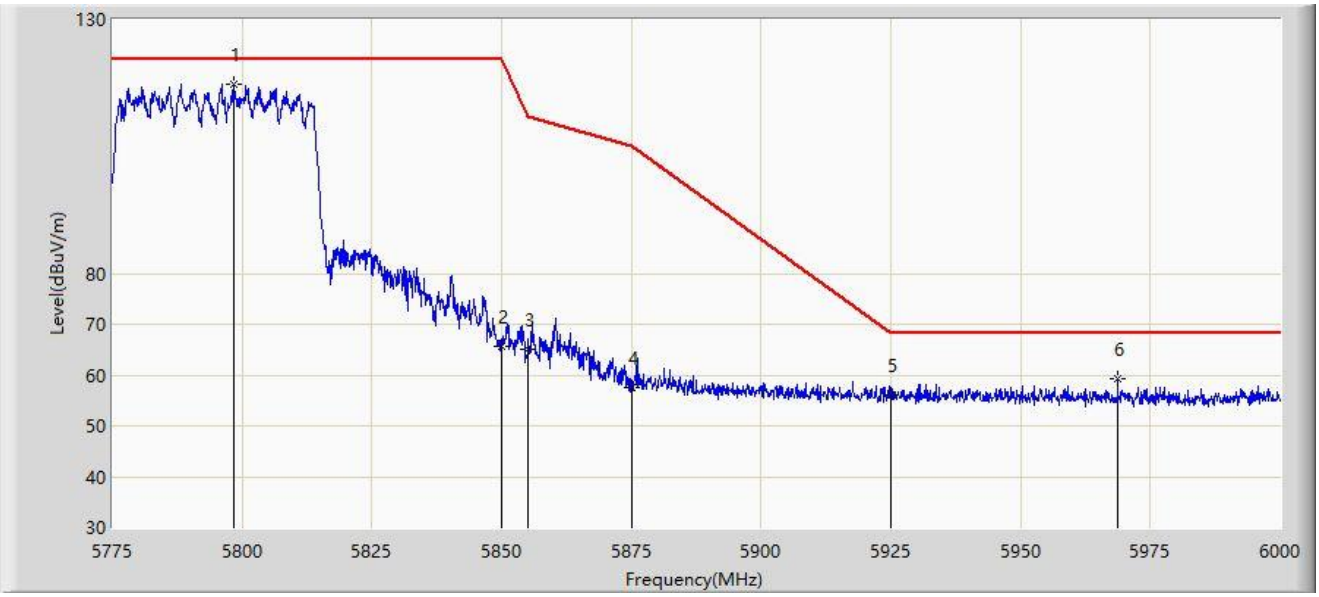

No	Mark	Frequency (MHz)	Measure Level (dBµV/m)	Reading Level (dBµV)	Margin (dB)	Limit (dBµV/m)	Factor (dB/m)	Type
1		5798.400	117.340	112.267	N/A	N/A	5.074	PK
2		5850.000	65.754	60.771	-56.446	122.200	4.984	PK
3		5855.000	65.069	60.031	-45.731	110.800	5.038	PK
4		5875.000	57.651	52.520	-47.549	105.200	5.131	PK
5		5925.000	56.190	50.955	-12.010	68.200	5.236	PK
6	*	5968.725	59.398	54.080	-8.802	68.200	5.318	PK

Note 1: " * ", means this data is the worst emission level.

Note 2: Measure Level (dBµV/m) = Reading Level (dBµV) + Factor (dB/m).

Note 3: Factor (dB/m) = Cable Loss (dB) + Antenna Factor (dB/m) - Pre_Amplifier Gain (dB).

Site: WZ-AC2	Test Date: 2024-04-06
Limit: FCC_5.8G_RE(3m)	Engineer: Charles Zhang
Probe: BBHA9120D_1457_1-18GHz	Polarity: Vertical
EUT: ACCESS POINT	Power: AC 120V/60Hz
Test Mode: Transmit by 802.11be-EHT40 at 5795MHz	

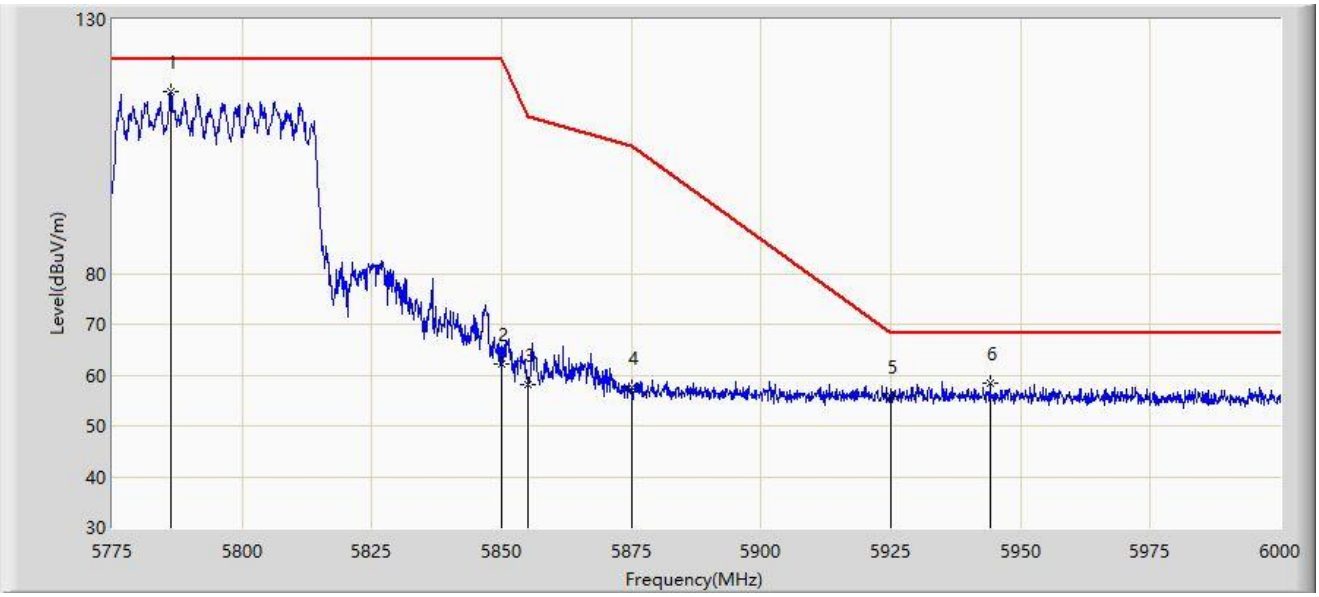

No	Mark	Frequency (MHz)	Measure Level (dBµV/m)	Reading Level (dBµV)	Margin (dB)	Limit (dBµV/m)	Factor (dB/m)	Type
1		5786.138	115.711	110.729	N/A	N/A	4.982	PK
2		5850.000	62.093	57.110	-60.107	122.200	4.984	PK
3		5855.000	58.233	53.195	-52.567	110.800	5.038	PK
4		5875.000	57.571	52.440	-47.629	105.200	5.131	PK
5		5925.000	55.938	50.703	-12.262	68.200	5.236	PK
6	*	5944.200	58.545	53.229	-9.655	68.200	5.315	PK

Note 1: " * ", means this data is the worst emission level.

Note 2: Measure Level (dBµV/m) = Reading Level (dBµV) + Factor (dB/m).

Note 3: Factor (dB/m) = Cable Loss (dB) + Antenna Factor (dB/m) - Pre_Amplifier Gain (dB).

Site: WZ-AC2	Test Date: 2024-04-06
Limit: FCC_5G_RE(3m)	Engineer: Charles Zhang
Probe: BBHA9120D_1457_1-18GHz	Polarity: Horizontal
EUT: ACCESS POINT	Power: AC 120V/60Hz
Test Mode: Transmit by 802.11be-EHT80 at 5210MHz	

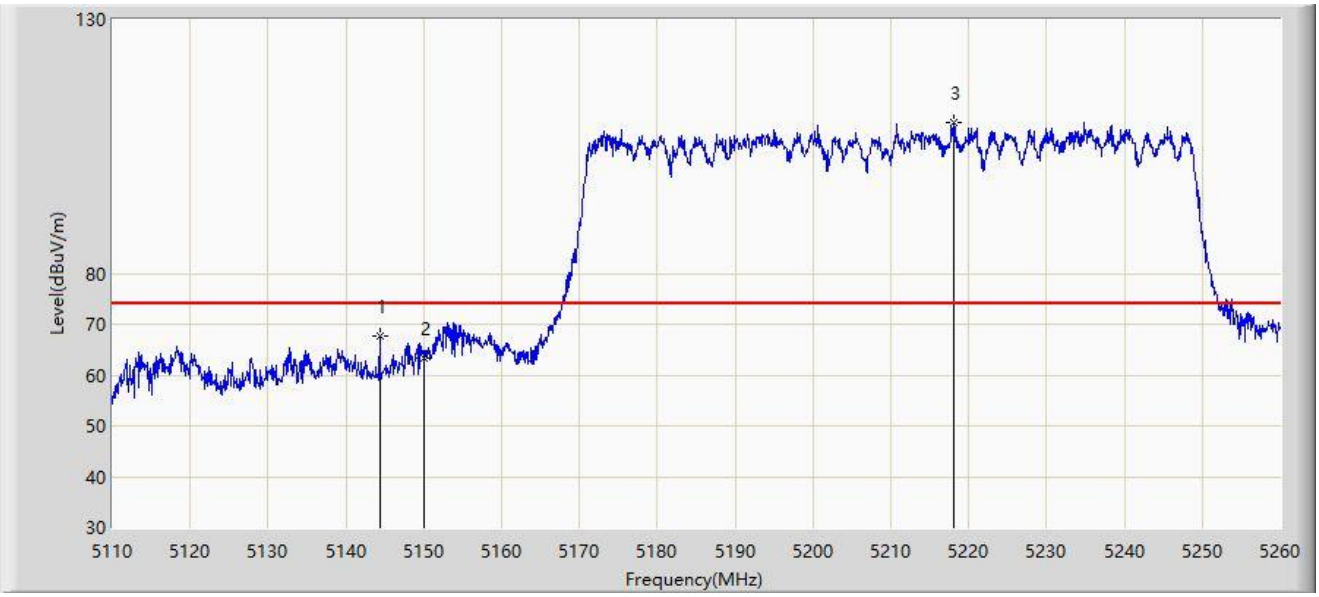

No	Mark	Frequency (MHz)	Measure Level (dBμV/m)	Reading Level (dBμV)	Margin (dB)	Limit (dBμV/m)	Factor (dB/m)	Type
1	*	5144.350	67.574	64.145	-6.426	74.000	3.429	PK
2		5150.000	63.319	59.837	-10.681	74.000	3.482	PK
3		5218.150	109.829	106.875	N/A	N/A	2.954	PK

Note 1: " * ", means this data is the worst emission level.

Note 2: Measure Level (dBμV/m) = Reading Level (dBμV) + Factor (dB/m).

Note 3: Factor (dB/m) = Cable Loss (dB) + Antenna Factor (dB/m) - Pre_Amplifier Gain (dB).

Site: WZ-AC2	Test Date: 2024-04-06
Limit: FCC_5G_RE(3m)	Engineer: Charles Zhang
Probe: BBHA9120D_1457_1-18GHz	Polarity: Horizontal
EUT: ACCESS POINT	Power: AC 120V/60Hz
Test Mode: Transmit by 802.11be-EHT80 at 5210MHz	

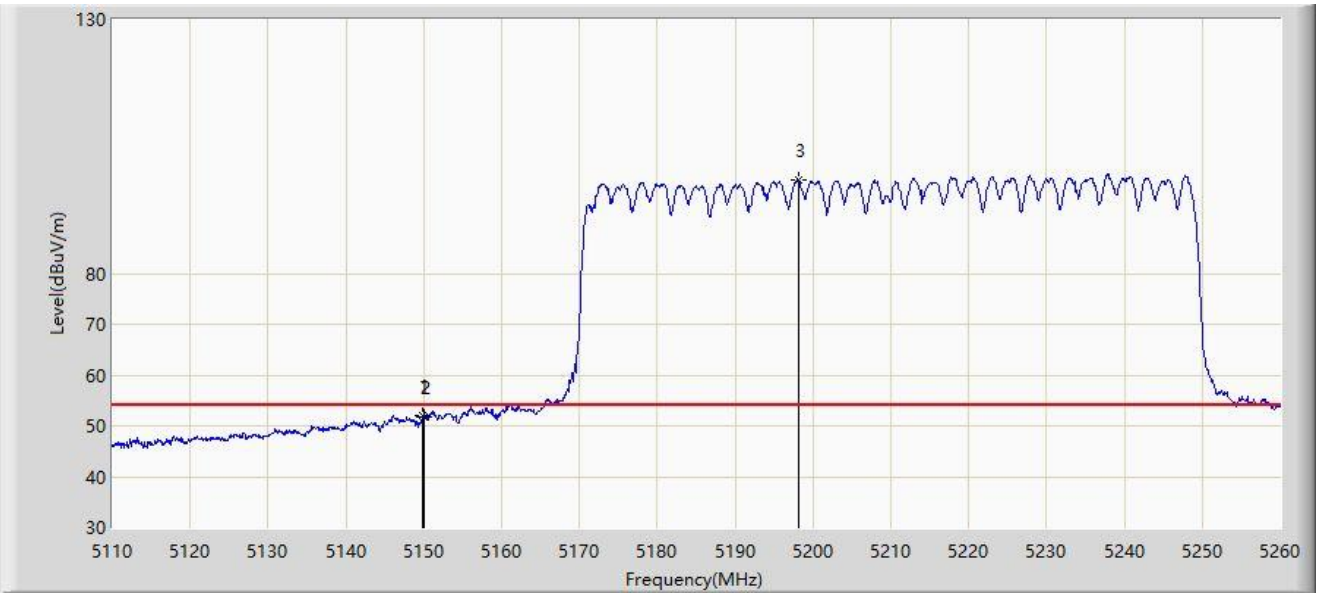

No	Mark	Frequency (MHz)	Measure Level (dBµV/m)	Reading Level (dBµV)	Margin (dB)	Limit (dBµV/m)	Factor (dB/m)	Type
1	*	5149.900	52.094	48.613	-1.906	54.000	3.482	AV
2		5150.000	51.848	48.366	-2.152	54.000	3.482	AV
3		5198.125	98.286	95.413	N/A	N/A	2.873	AV

Note 1: " * ", means this data is the worst emission level.

Note 2: Measure Level (dBµV/m) = Reading Level (dBµV) + Factor (dB/m).

Note 3: Factor (dB/m) = Cable Loss (dB) + Antenna Factor (dB/m) - Pre_Amplifier Gain (dB).

Site: WZ-AC2	Test Date: 2024-04-06
Limit: FCC_5G_RE(3m)	Engineer: Charles Zhang
Probe: BBHA9120D_1457_1-18GHz	Polarity: Vertical
EUT: ACCESS POINT	Power: AC 120V/60Hz
Test Mode: Transmit by 802.11be-EHT80 at 5210MHz	

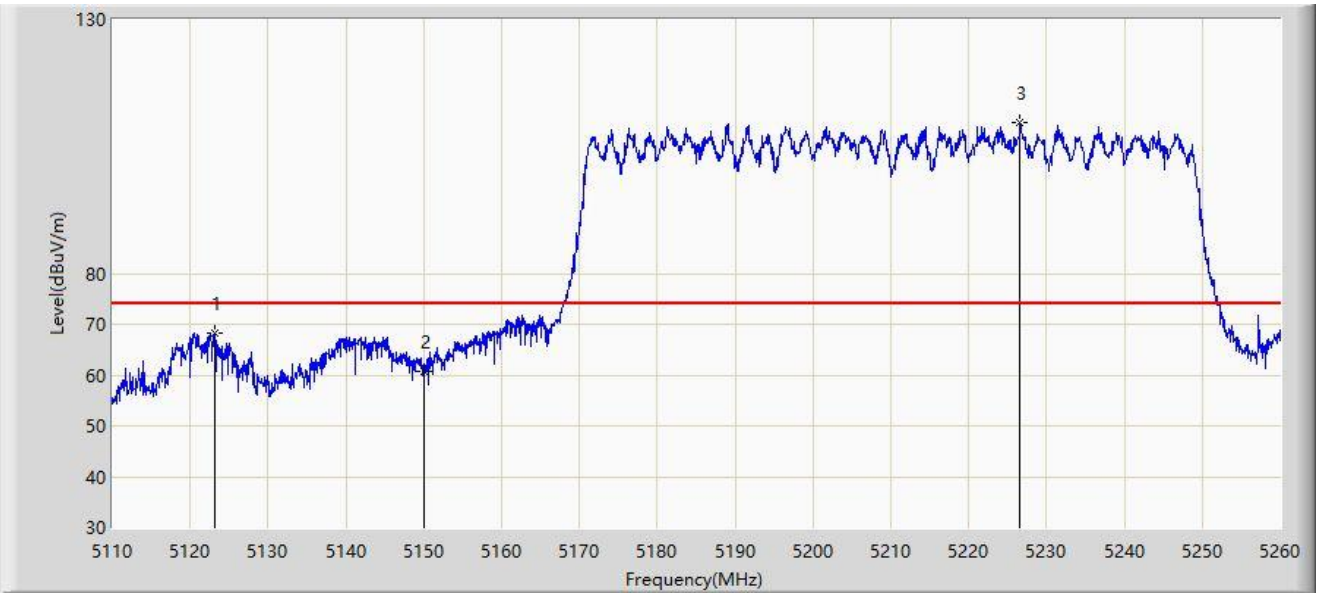

No	Mark	Frequency (MHz)	Measure Level (dBμV/m)	Reading Level (dBμV)	Margin (dB)	Limit (dBμV/m)	Factor (dB/m)	Type
1	*	5123.125	68.119	64.851	-5.881	74.000	3.267	PK
2		5150.000	60.611	57.129	-13.389	74.000	3.482	PK
3		5226.550	109.656	106.554	N/A	N/A	3.102	PK

Note 1: " * ", means this data is the worst emission level.

Note 2: Measure Level (dBμV/m) = Reading Level (dBμV) + Factor (dB/m).

Note 3: Factor (dB/m) = Cable Loss (dB) + Antenna Factor (dB/m) - Pre_Amplifier Gain (dB).

Site: WZ-AC2	Test Date: 2024-04-06
Limit: FCC_5G_RE(3m)	Engineer: Charles Zhang
Probe: BBHA9120D_1457_1-18GHz	Polarity: Vertical
EUT: ACCESS POINT	Power: AC 120V/60Hz
Test Mode: Transmit by 802.11be-EHT80 at 5210MHz	

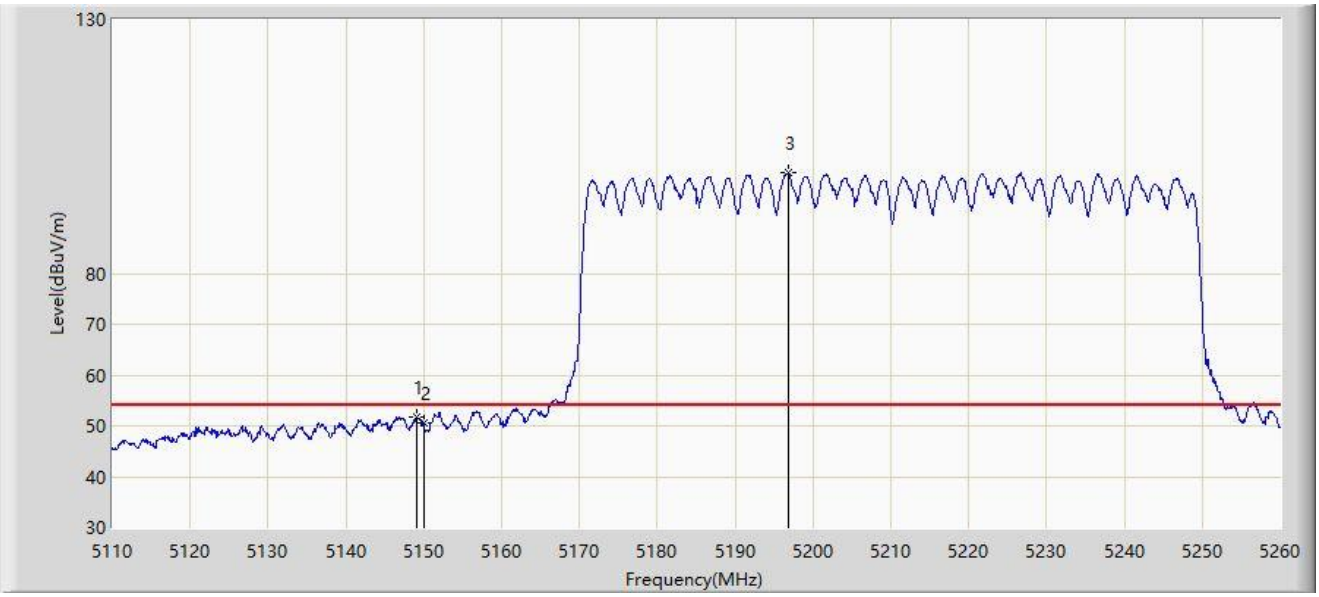

No	Mark	Frequency (MHz)	Measure Level (dBμV/m)	Reading Level (dBμV)	Margin (dB)	Limit (dBμV/m)	Factor (dB/m)	Type
1	*	5149.075	51.671	48.192	-2.329	54.000	3.479	AV
2		5150.000	50.463	46.981	-3.537	54.000	3.482	AV
3		5196.850	99.727	96.826	N/A	N/A	2.900	AV

Note 1: " * ", means this data is the worst emission level.

Note 2: Measure Level (dBμV/m) = Reading Level (dBμV) + Factor (dB/m).

Note 3: Factor (dB/m) = Cable Loss (dB) + Antenna Factor (dB/m) - Pre_Amplifier Gain (dB).

Site: WZ-AC2	Test Date: 2024-04-22
Limit: FCC_5G_RE(3m)	Engineer: Charles Zhang
Probe: BBHA9120D_1457_1-18GHz	Polarity: Horizontal
EUT: ACCESS POINT	Power: AC 120V/60Hz
Test Mode: Transmit by 802.11be-EHT80 at 5290MHz	

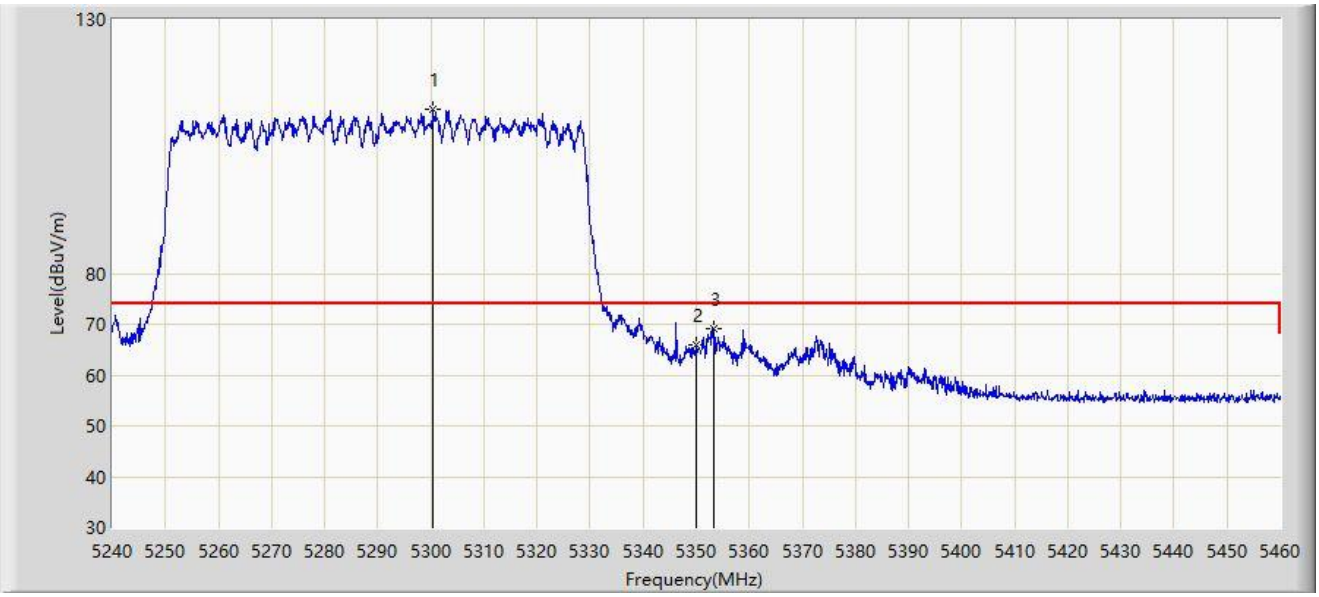

No	Mark	Frequency (MHz)	Measure Level (dBμV/m)	Reading Level (dBμV)	Margin (dB)	Limit (dBμV/m)	Factor (dB/m)	Type
1		5300.390	112.444	109.111	N/A	N/A	3.333	PK
2		5350.000	65.961	62.638	-8.039	74.000	3.323	PK
3	*	5353.300	69.256	65.990	-4.744	74.000	3.266	PK

Note 1: " * ", means this data is the worst emission level.

Note 2: Measure Level (dBμV/m) = Reading Level (dBμV) + Factor (dB/m).

Note 3: Factor (dB/m) = Cable Loss (dB) + Antenna Factor (dB/m) - Pre_Amplifier Gain (dB).

Site: WZ-AC2	Test Date: 2024-04-22
Limit: FCC_5G_RE(3m)	Engineer: Charles Zhang
Probe: BBHA9120D_1457_1-18GHz	Polarity: Horizontal
EUT: ACCESS POINT	Power: AC 120V/60Hz
Test Mode: Transmit by 802.11be-EHT80 at 5290MHz	

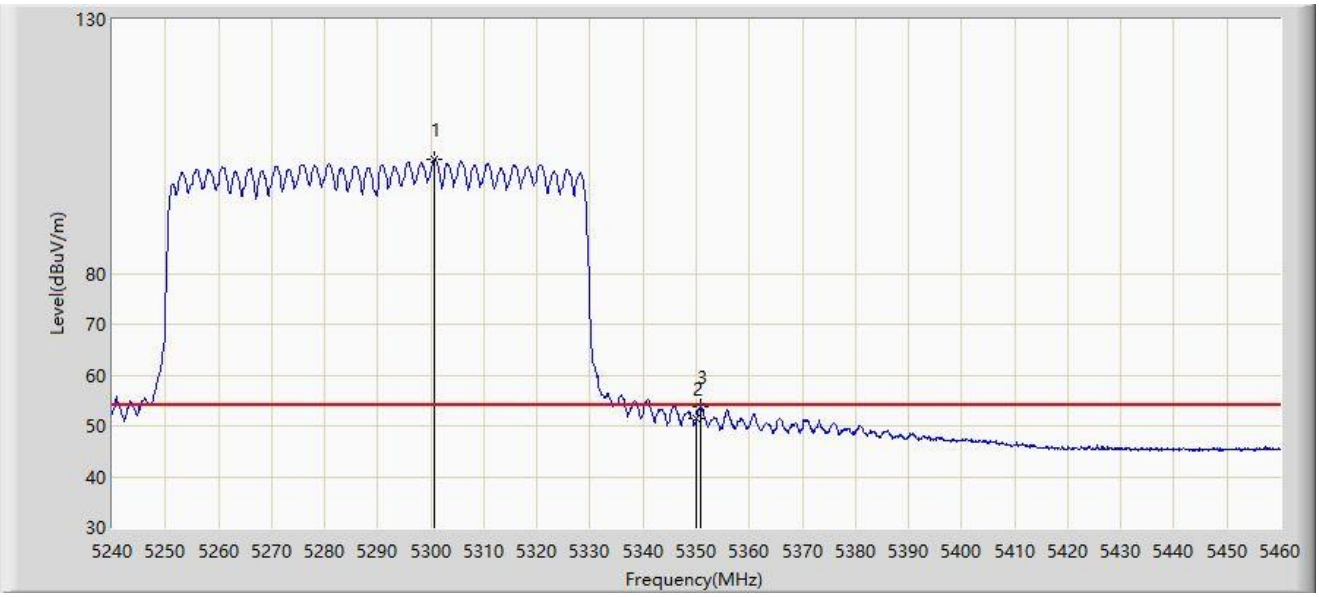

No	Mark	Frequency (MHz)	Measure Level (dBμV/m)	Reading Level (dBμV)	Margin (dB)	Limit (dBμV/m)	Factor (dB/m)	Type
1		5300.720	102.597	99.259	N/A	N/A	3.337	AV
2		5350.000	51.364	48.041	-2.636	54.000	3.323	AV
3	*	5350.880	53.684	50.384	-0.316	54.000	3.300	AV

Note 1: " * ", means this data is the worst emission level.

Note 2: Measure Level (dBμV/m) = Reading Level (dBμV) + Factor (dB/m).

Note 3: Factor (dB/m) = Cable Loss (dB) + Antenna Factor (dB/m) - Pre_Amplifier Gain (dB).

Site: WZ-AC2	Test Date: 2024-04-22
Limit: FCC_5G_RE(3m)	Engineer: Charles Zhang
Probe: BBHA9120D_1457_1-18GHz	Polarity: Vertical
EUT: ACCESS POINT	Power: AC 120V/60Hz
Test Mode: Transmit by 802.11be-EHT80 at 5290MHz	

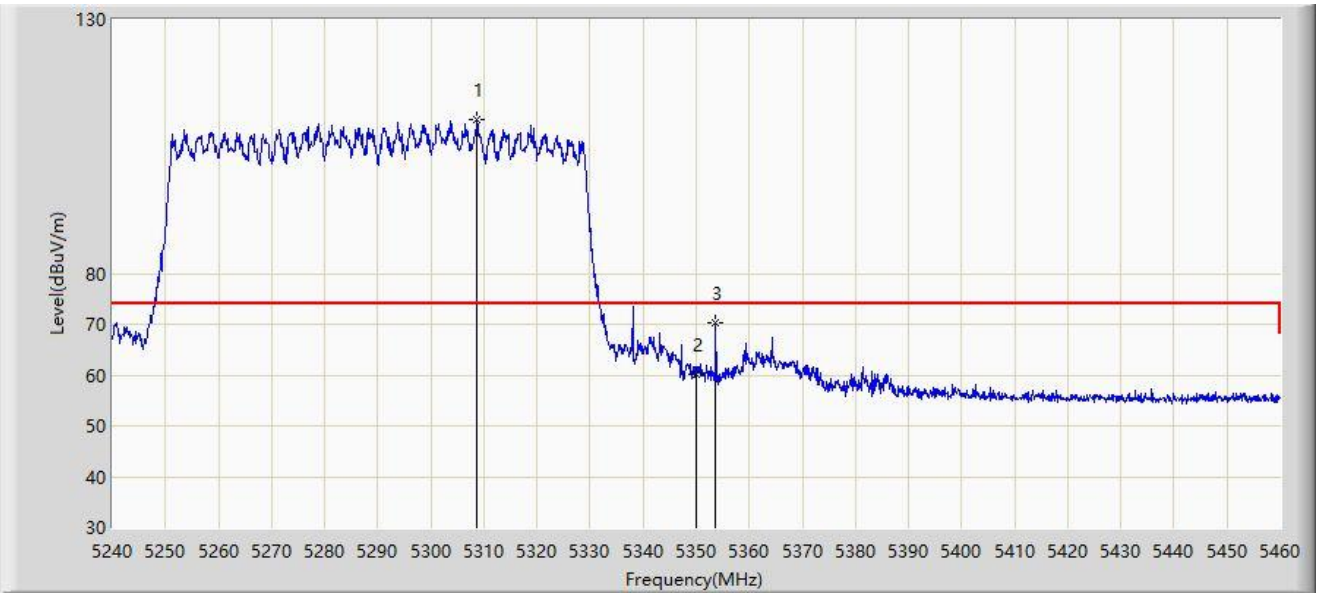

No	Mark	Frequency (MHz)	Measure Level (dBµV/m)	Reading Level (dBµV)	Margin (dB)	Limit (dBµV/m)	Factor (dB/m)	Type
1		5308.750	110.304	106.812	N/A	N/A	3.493	PK
2		5350.000	60.222	56.899	-13.778	74.000	3.323	PK
3	*	5353.630	70.429	67.165	-3.571	74.000	3.264	PK

Note 1: " * ", means this data is the worst emission level.

Note 2: Measure Level (dBµV/m) = Reading Level (dBµV) + Factor (dB/m).

Note 3: Factor (dB/m) = Cable Loss (dB) + Antenna Factor (dB/m) - Pre_Amplifier Gain (dB).

Site: WZ-AC2	Test Date: 2024-04-22
Limit: FCC_5G_RE(3m)	Engineer: Charles Zhang
Probe: BBHA9120D_1457_1-18GHz	Polarity: Vertical
EUT: ACCESS POINT	Power: AC 120V/60Hz
Test Mode: Transmit by 802.11be-EHT80 at 5290MHz	

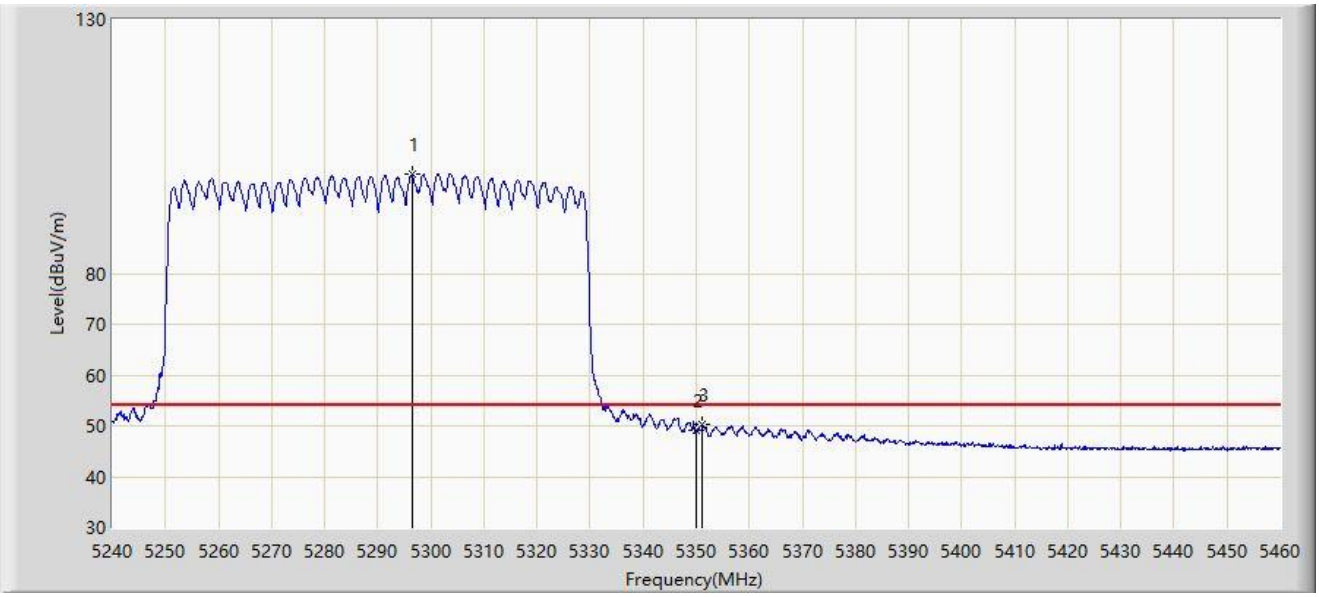

No	Mark	Frequency (MHz)	Measure Level (dBμV/m)	Reading Level (dBμV)	Margin (dB)	Limit (dBμV/m)	Factor (dB/m)	Type
1		5296.430	99.557	96.283	N/A	N/A	3.274	AV
2		5350.000	49.001	45.678	-4.999	54.000	3.323	AV
3	*	5351.100	50.330	47.035	-3.670	54.000	3.295	AV

Note 1: " * ", means this data is the worst emission level.

Note 2: Measure Level (dBμV/m) = Reading Level (dBμV) + Factor (dB/m).

Note 3: Factor (dB/m) = Cable Loss (dB) + Antenna Factor (dB/m) - Pre_Amplifier Gain (dB).

Site: WZ-AC2	Test Date: 2024-04-22
Limit: FCC_5G_RE(3m)	Engineer: Charles Zhang
Probe: BBHA9120D_1457_1-18GHz	Polarity: Horizontal
EUT: ACCESS POINT	Power: AC 120V/60Hz
Test Mode: Transmit by 802.11be-EHT80 at 5530MHz	

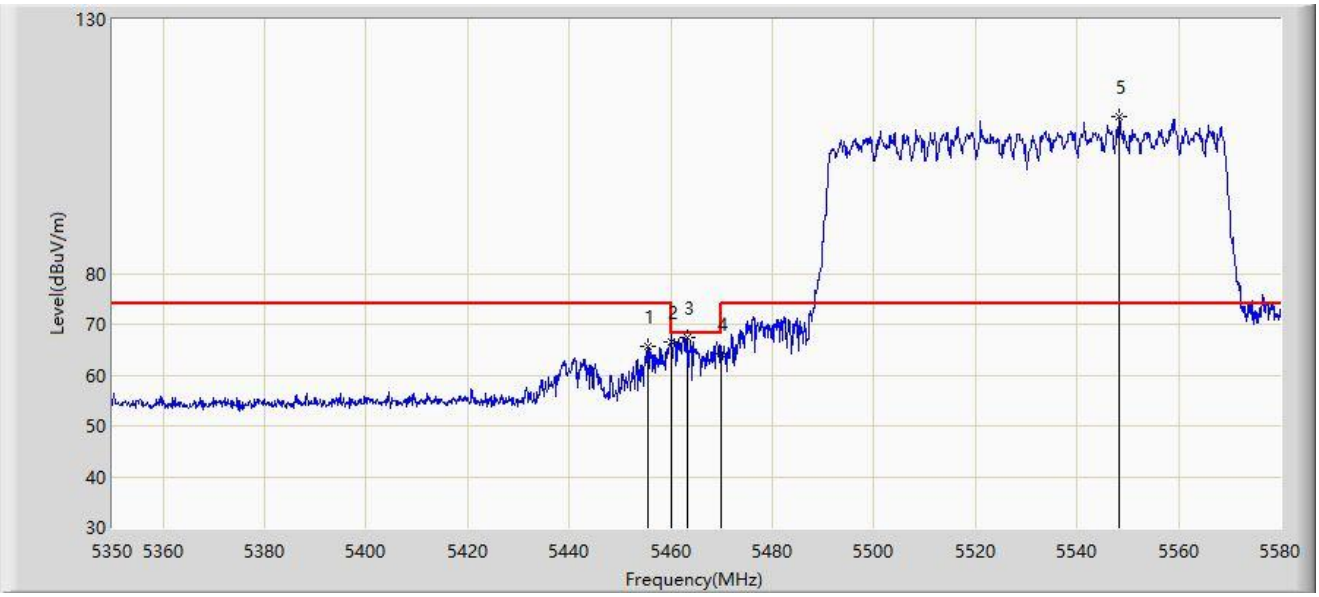

No	Mark	Frequency (MHz)	Measure Level (dBµV/m)	Reading Level (dBµV)	Margin (dB)	Limit (dBµV/m)	Factor (dB/m)	Type
1		5455.455	65.716	62.193	-8.284	74.000	3.522	PK
2		5460.000	66.431	62.821	-7.569	74.000	3.610	PK
3	*	5463.160	67.282	63.612	-0.918	68.200	3.669	PK
4		5470.000	64.202	60.404	-3.998	68.200	3.797	PK
5		5548.375	110.874	106.949	N/A	N/A	3.925	PK

Note 1: " * ", means this data is the worst emission level.

Note 2: Measure Level (dBµV/m) = Reading Level (dBµV) + Factor (dB/m).

Note 3: Factor (dB/m) = Cable Loss (dB) + Antenna Factor (dB/m) - Pre_Amplifier Gain (dB).

Site: WZ-AC2	Test Date: 2024-04-22
Limit: FCC_5G_RE(3m)	Engineer: Charles Zhang
Probe: BBHA9120D_1457_1-18GHz	Polarity: Horizontal
EUT: ACCESS POINT	Power: AC 120V/60Hz
Test Mode: Transmit by 802.11be-EHT80 at 5530MHz	

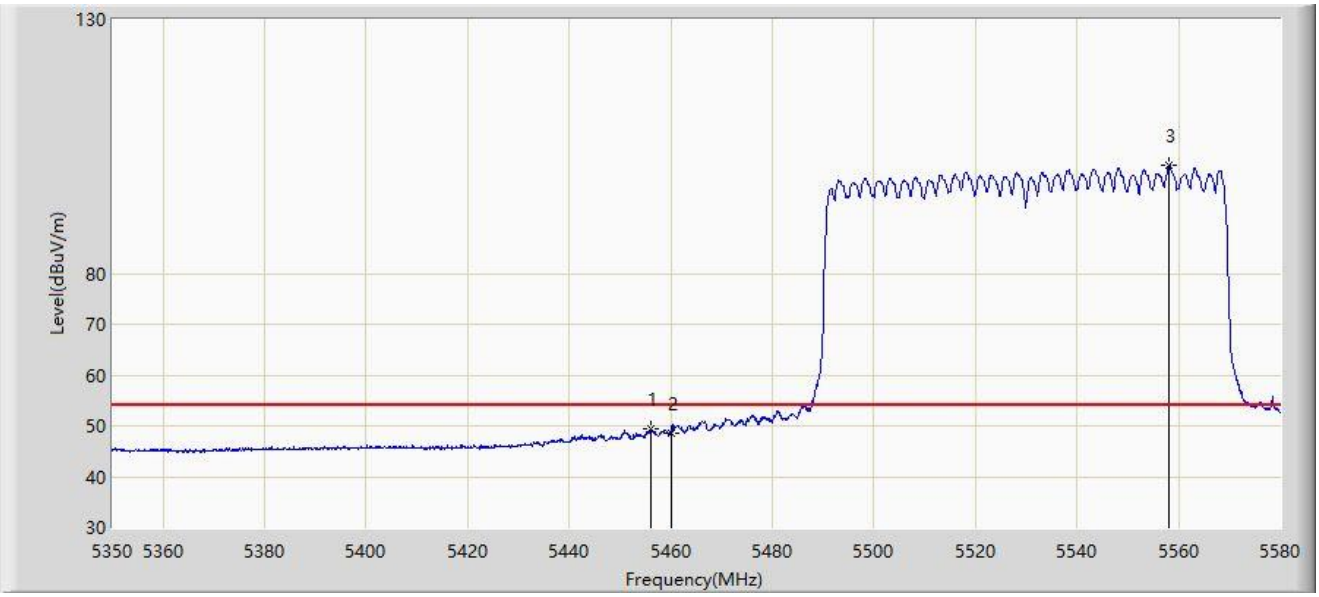

No	Mark	Frequency (MHz)	Measure Level (dBµV/m)	Reading Level (dBµV)	Margin (dB)	Limit (dBµV/m)	Factor (dB/m)	Type
1	*	5456.145	49.482	45.945	-4.518	54.000	3.537	AV
2		5460.000	48.597	44.987	-5.403	54.000	3.610	AV
3		5558.035	101.358	97.330	N/A	N/A	4.028	AV

Note 1: " * ", means this data is the worst emission level.

Note 2: Measure Level (dBµV/m) = Reading Level (dBµV) + Factor (dB/m).

Note 3: Factor (dB/m) = Cable Loss (dB) + Antenna Factor (dB/m) - Pre_Amplifier Gain (dB).

Site: WZ-AC2	Test Date: 2024-04-22
Limit: FCC_5G_RE(3m)	Engineer: Charles Zhang
Probe: BBHA9120D_1457_1-18GHz	Polarity: Vertical
EUT: ACCESS POINT	Power: AC 120V/60Hz
Test Mode: Transmit by 802.11be-EHT80 at 5530MHz	

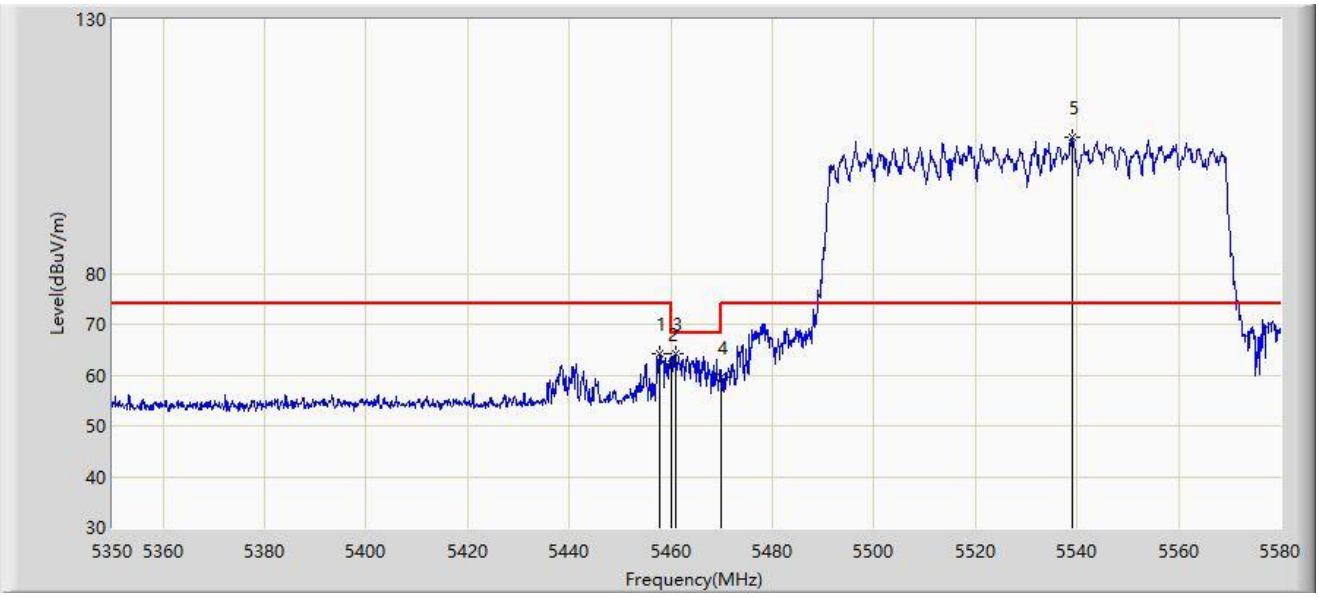

No	Mark	Frequency (MHz)	Measure Level (dBµV/m)	Reading Level (dBµV)	Margin (dB)	Limit (dBµV/m)	Factor (dB/m)	Type
1		5457.870	64.111	60.541	-9.889	74.000	3.570	PK
2		5460.000	62.254	58.644	-11.746	74.000	3.610	PK
3	*	5460.975	64.068	60.439	-4.132	68.200	3.628	PK
4		5470.000	59.450	55.652	-8.750	68.200	3.797	PK
5		5539.060	106.727	102.973	N/A	N/A	3.754	PK

Note 1: " * ", means this data is the worst emission level.

Note 2: Measure Level (dBµV/m) = Reading Level (dBµV) + Factor (dB/m).

Note 3: Factor (dB/m) = Cable Loss (dB) + Antenna Factor (dB/m) - Pre_Amplifier Gain (dB).

Site: WZ-AC2	Test Date: 2024-04-22
Limit: FCC_5G_RE(3m)	Engineer: Charles Zhang
Probe: BBHA9120D_1457_1-18GHz	Polarity: Vertical
EUT: ACCESS POINT	Power: AC 120V/60Hz
Test Mode: Transmit by 802.11be-EHT80 at 5530MHz	

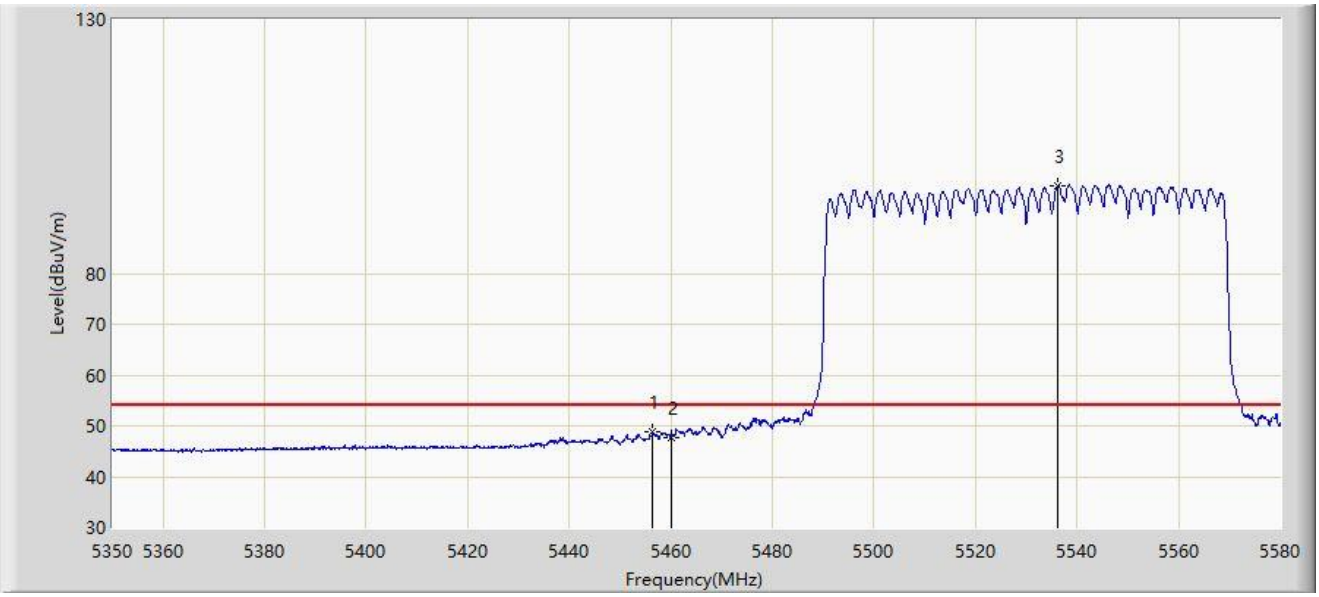

No	Mark	Frequency (MHz)	Measure Level (dBµV/m)	Reading Level (dBµV)	Margin (dB)	Limit (dBµV/m)	Factor (dB/m)	Type
1	*	5456.490	48.787	45.243	-5.213	54.000	3.543	AV
2		5460.000	47.788	44.178	-6.212	54.000	3.610	AV
3		5536.185	97.368	93.678	N/A	N/A	3.690	AV

Note 1: " * ", means this data is the worst emission level.

Note 2: Measure Level (dBµV/m) = Reading Level (dBµV) + Factor (dB/m).

Note 3: Factor (dB/m) = Cable Loss (dB) + Antenna Factor (dB/m) - Pre_Amplifier Gain (dB).

Site: WZ-AC2	Test Date: 2024-04-22
Limit: FCC_5G_RE(3m)	Engineer: Charles Zhang
Probe: BBHA9120D_1457_1-18GHz	Polarity: Horizontal
EUT: ACCESS POINT	Power: AC 120V/60Hz
Test Mode: Transmit by 802.11be-EHT80 at 5610MHz	

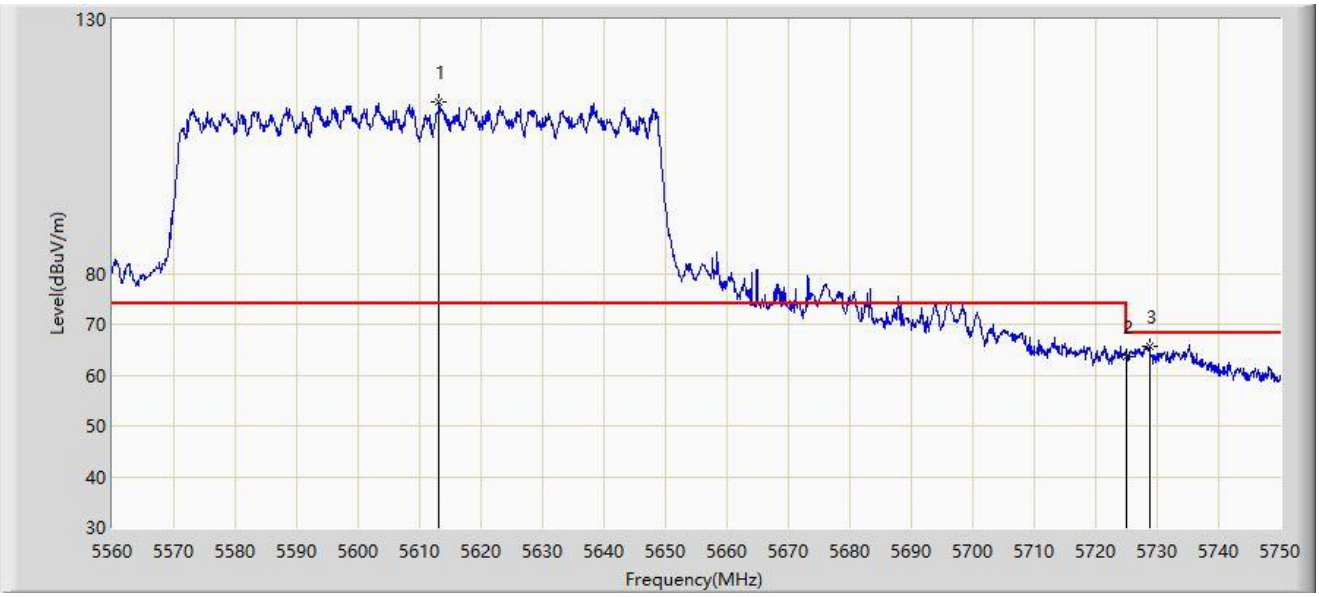

No	Mark	Frequency (MHz)	Measure Level (dBμV/m)	Reading Level (dBμV)	Margin (dB)	Limit (dBμV/m)	Factor (dB/m)	Type
1		5613.200	113.798	109.643	N/A	N/A	4.155	PK
2		5725.000	63.684	58.550	-4.516	68.200	5.134	PK
3	*	5728.720	65.735	60.621	-2.465	68.200	5.114	PK

Note 1: " * ", means this data is the worst emission level.

Note 2: Measure Level (dBμV/m) = Reading Level (dBμV) + Factor (dB/m).

Note 3: Factor (dB/m) = Cable Loss (dB) + Antenna Factor (dB/m) - Pre_Amplifier Gain (dB).

Site: WZ-AC2	Test Date: 2024-04-22
Limit: FCC_5G_RE(3m)	Engineer: Charles Zhang
Probe: BBHA9120D_1457_1-18GHz	Polarity: Vertical
EUT: ACCESS POINT	Power: AC 120V/60Hz
Test Mode: Transmit by 802.11be-EHT80 at 5610MHz	

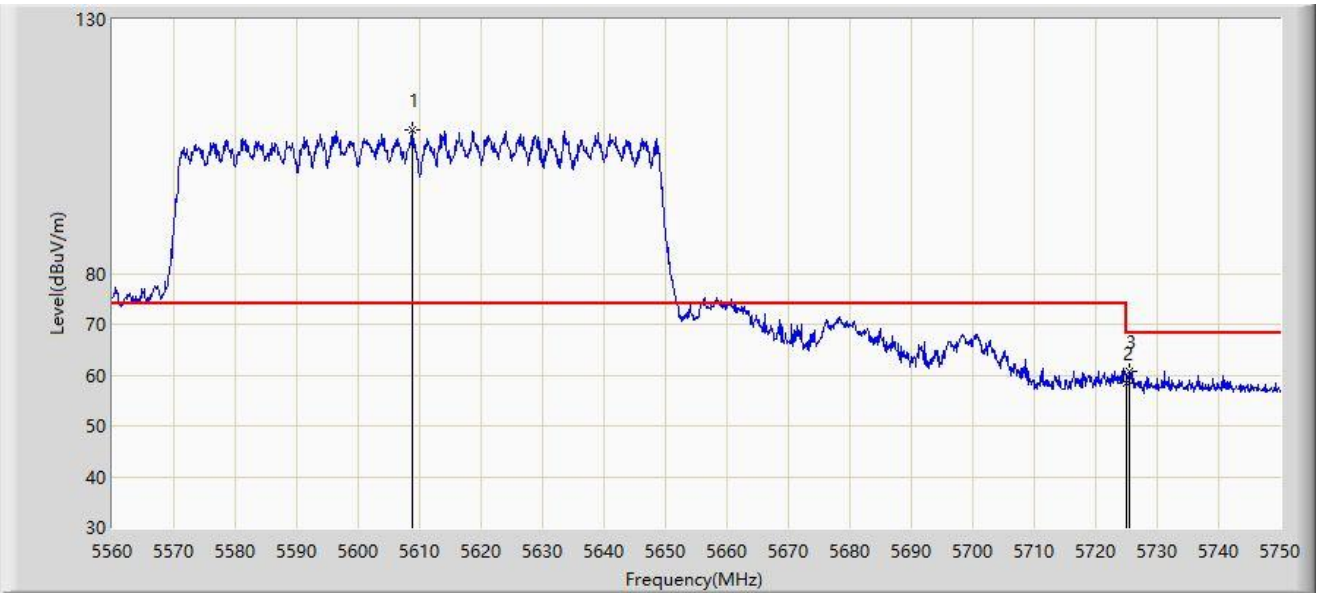

No	Mark	Frequency (MHz)	Measure Level (dBμV/m)	Reading Level (dBμV)	Margin (dB)	Limit (dBμV/m)	Factor (dB/m)	Type
1		5608.830	108.192	104.143	N/A	N/A	4.049	PK
2		5725.000	58.272	53.138	-9.928	68.200	5.134	PK
3	*	5725.585	60.836	55.697	-7.364	68.200	5.139	PK

Note 1: " * ", means this data is the worst emission level.

Note 2: Measure Level (dBμV/m) = Reading Level (dBμV) + Factor (dB/m).

Note 3: Factor (dB/m) = Cable Loss (dB) + Antenna Factor (dB/m) - Pre_Amplifier Gain (dB).

Site: WZ-AC2	Test Date: 2024-04-08
Limit: FCC_5.8G_RE(3m)	Engineer: Charles Zhang
Probe: BBHA9120D_1457_1-18GHz	Polarity: Horizontal
EUT: ACCESS POINT	Power: AC 120V/60Hz
Test Mode: Transmit by 802.11be-EHT80 at 5775MHz	

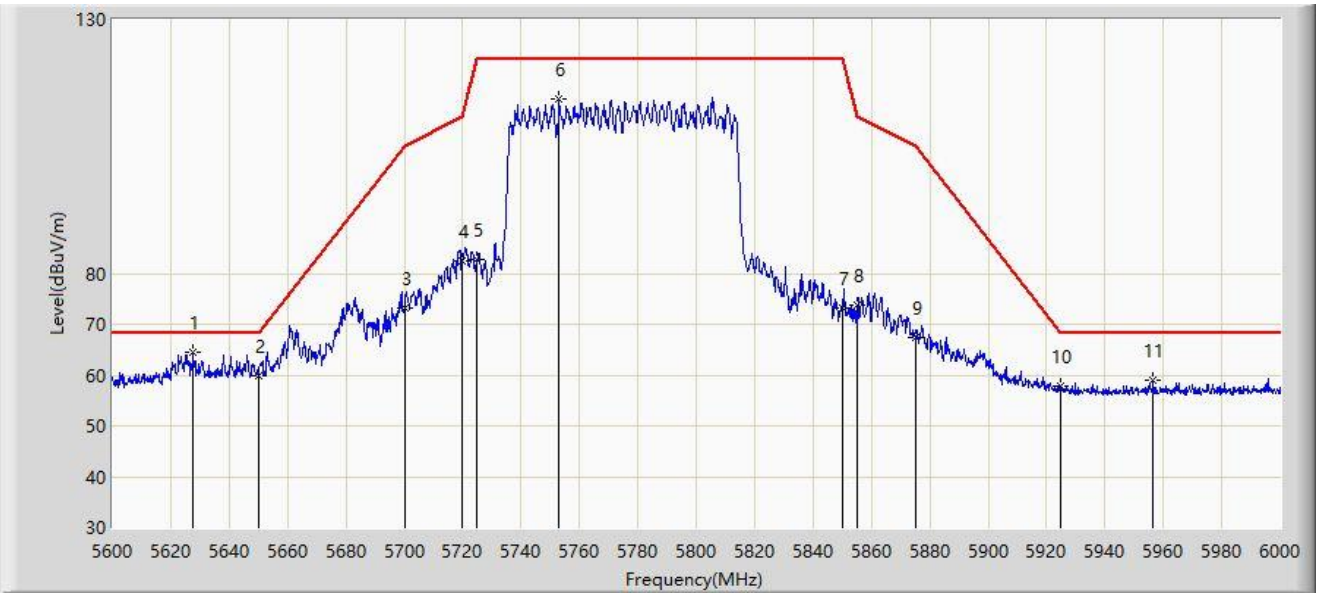

No	Mark	Frequency (MHz)	Measure Level (dBµV/m)	Reading Level (dBµV)	Margin (dB)	Limit (dBµV/m)	Factor (dB/m)	Type
1	*	5627.800	64.425	59.967	-3.775	68.200	4.457	PK
2		5650.000	59.943	55.440	-8.257	68.200	4.502	PK
3		5700.000	73.056	68.193	-32.144	105.200	4.863	PK
4		5720.000	82.334	77.241	-28.466	110.800	5.093	PK
5		5725.000	82.646	77.512	-39.554	122.200	5.134	PK
6		5753.000	114.339	109.338	N/A	N/A	5.002	PK
7		5850.000	73.154	67.742	-49.046	122.200	5.412	PK
8		5855.000	73.877	68.417	-36.923	110.800	5.460	PK
9		5875.000	67.419	61.910	-37.781	105.200	5.509	PK
10		5925.000	57.920	52.411	-10.280	68.200	5.509	PK
11		5956.600	58.900	53.313	-9.300	68.200	5.586	PK

Note 1: " * ", means this data is the worst emission level.

Note 2: Measure Level (dBµV/m) = Reading Level (dBµV) + Factor (dB/m).

Note 3: Factor (dB/m) = Cable Loss (dB) + Antenna Factor (dB/m) - Pre_Amplifier Gain (dB).

Site: WZ-AC2	Test Date: 2024-04-08
Limit: FCC_5.8G_RE(3m)	Engineer: Charles Zhang
Probe: BBHA9120D_1457_1-18GHz	Polarity: Vertical
EUT: ACCESS POINT	Power: AC 120V/60Hz
Test Mode: Transmit by 802.11be-EHT80 at 5775MHz	

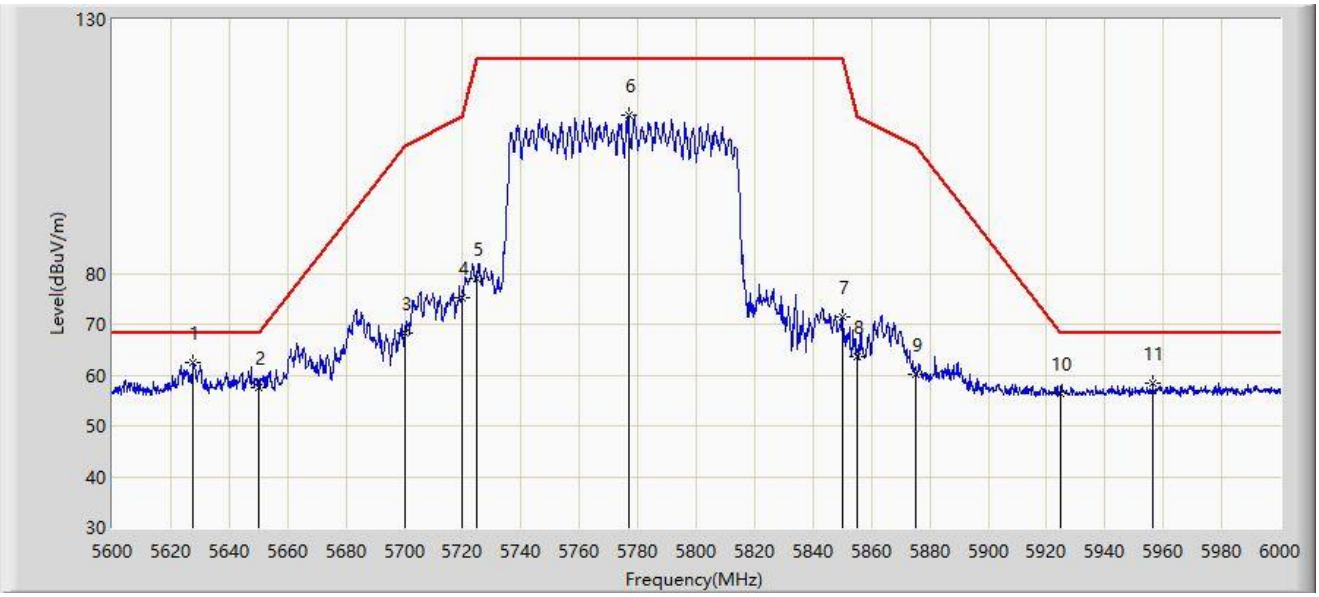

No	Mark	Frequency (MHz)	Measure Level (dBμV/m)	Reading Level (dBμV)	Margin (dB)	Limit (dBμV/m)	Factor (dB/m)	Type
1	*	5627.800	62.430	57.972	-5.770	68.200	4.457	PK
2		5650.000	57.675	53.172	-10.525	68.200	4.502	PK
3		5700.000	68.315	63.452	-36.885	105.200	4.863	PK
4		5720.000	75.249	70.156	-35.551	110.800	5.093	PK
5		5725.000	79.116	73.982	-43.084	122.200	5.134	PK
6		5776.800	111.261	106.010	N/A	N/A	5.251	PK
7		5850.000	71.562	66.150	-50.638	122.200	5.412	PK
8		5855.000	63.676	58.216	-47.124	110.800	5.460	PK
9		5875.000	60.192	54.683	-45.008	105.200	5.509	PK
10		5925.000	56.485	50.976	-11.715	68.200	5.509	PK
11		5956.400	58.369	52.782	-9.831	68.200	5.586	PK

Note 1: " * ", means this data is the worst emission level.

Note 2: Measure Level (dBμV/m) = Reading Level (dBμV) + Factor (dB/m).

Note 3: Factor (dB/m) = Cable Loss (dB) + Antenna Factor (dB/m) - Pre_Amplifier Gain (dB).

Site: WZ-AC2	Test Date: 2024-04-08
Limit: FCC_5G_RE(3m)	Engineer: Charles Zhang
Probe: BBHA9120D_1457_1-18GHz	Polarity: Horizontal
EUT: ACCESS POINT	Power: AC 120V/60Hz
Test Mode: Transmit by 802.11be-EHT160 at 5250MHz	

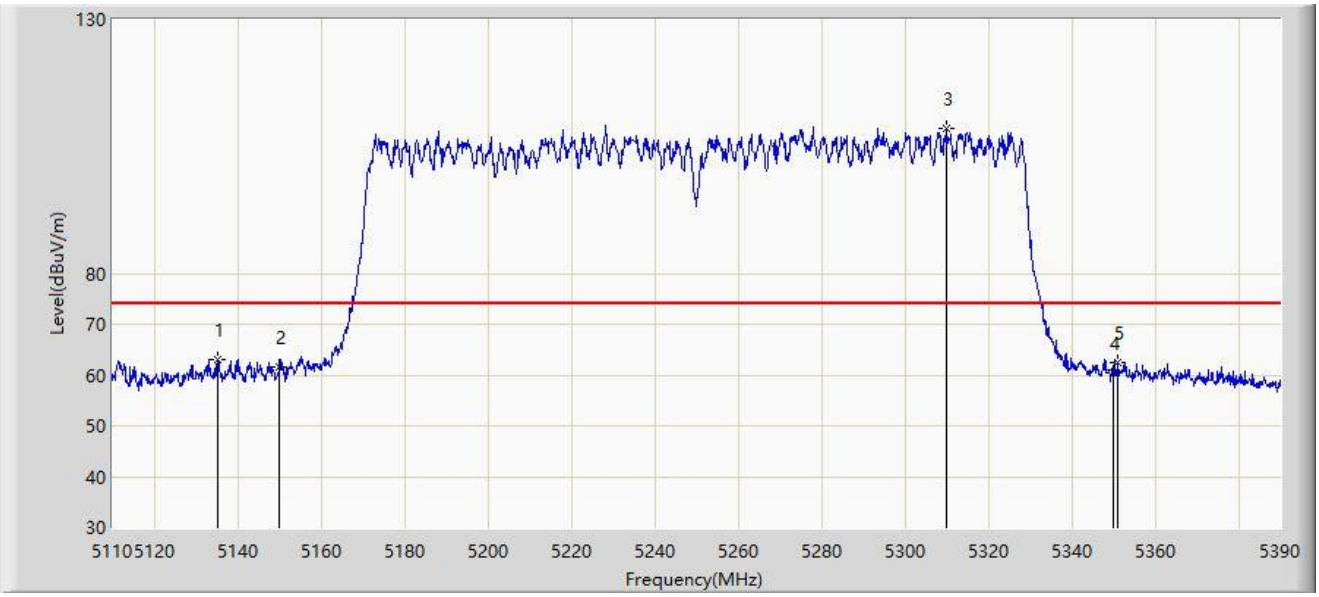

No	Mark	Frequency (MHz)	Measure Level (dBµV/m)	Reading Level (dBµV)	Margin (dB)	Limit (dBµV/m)	Factor (dB/m)	Type
1	*	5135.200	63.105	59.500	-10.895	74.000	3.605	PK
2		5150.000	61.724	57.944	-12.276	74.000	3.780	PK
3		5310.060	108.459	104.941	N/A	N/A	3.518	PK
4		5350.000	60.367	57.044	-13.633	74.000	3.323	PK
5		5350.940	62.594	59.295	-11.406	74.000	3.298	PK

Note 1: " * ", means this data is the worst emission level.

Note 2: Measure Level (dBµV/m) = Reading Level (dBµV) + Factor (dB/m).

Note 3: Factor (dB/m) = Cable Loss (dB) + Antenna Factor (dB/m) - Pre_Amplifier Gain (dB).

Site: WZ-AC2	Test Date: 2024-04-08
Limit: FCC_5G_RE(3m)	Engineer: Charles Zhang
Probe: BBHA9120D_1457_1-18GHz	Polarity: Horizontal
EUT: ACCESS POINT	Power: AC 120V/60Hz
Test Mode: Transmit by 802.11be-EHT160 at 5250MHz	

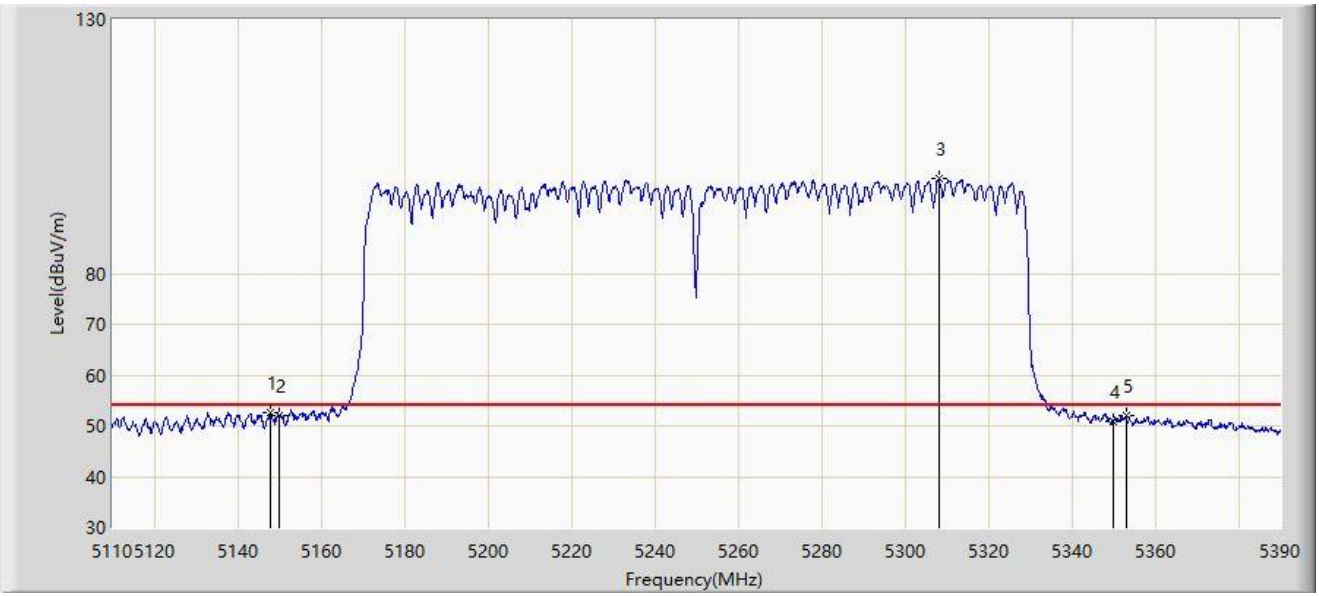

No	Mark	Frequency (MHz)	Measure Level (dBµV/m)	Reading Level (dBµV)	Margin (dB)	Limit (dBµV/m)	Factor (dB/m)	Type
1	*	5147.800	52.679	48.909	-1.321	54.000	3.770	AV
2		5150.000	51.950	48.170	-2.050	54.000	3.780	AV
3		5308.100	98.630	95.150	N/A	N/A	3.479	AV
4		5350.000	51.014	47.691	-2.986	54.000	3.323	AV
5		5353.180	52.046	48.780	-1.954	54.000	3.267	AV

Note 1: " * ", means this data is the worst emission level.

Note 2: Measure Level (dBµV/m) = Reading Level (dBµV) + Factor (dB/m).

Note 3: Factor (dB/m) = Cable Loss (dB) + Antenna Factor (dB/m) - Pre_Amplifier Gain (dB).

Site: WZ-AC2	Test Date: 2024-04-08
Limit: FCC_5G_RE(3m)	Engineer: Charles Zhang
Probe: BBHA9120D_1457_1-18GHz	Polarity: Vertical
EUT: ACCESS POINT	Power: AC 120V/60Hz
Test Mode: Transmit by 802.11be-EHT160 at 5250MHz	

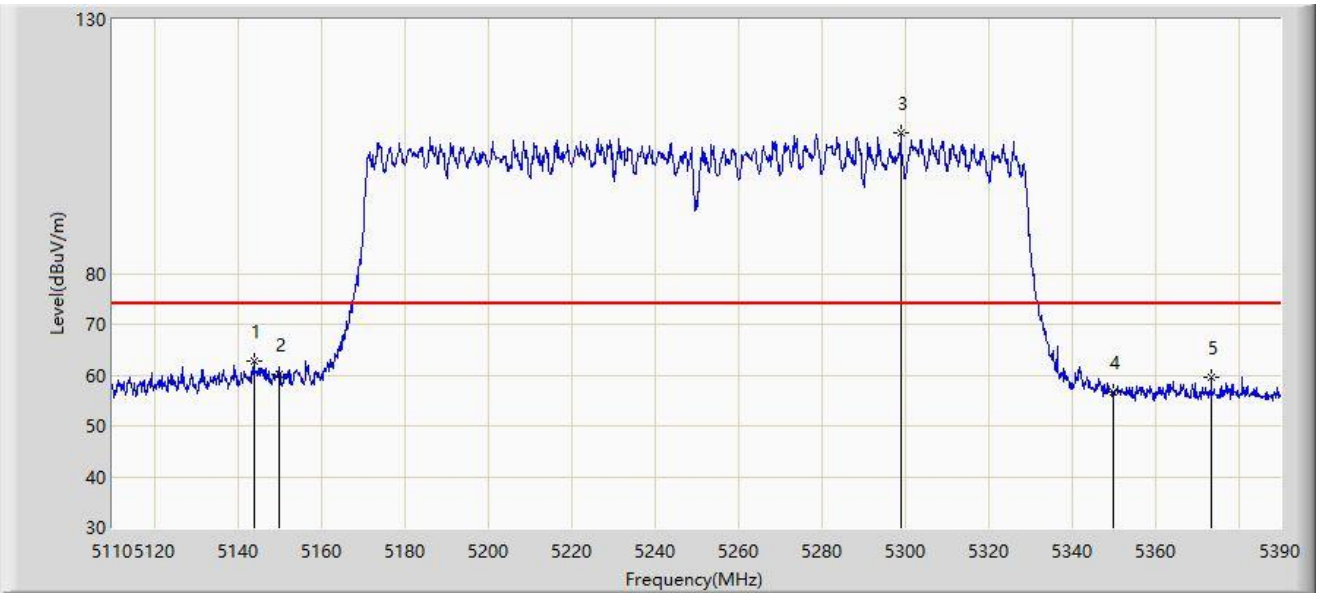

No	Mark	Frequency (MHz)	Measure Level (dBµV/m)	Reading Level (dBµV)	Margin (dB)	Limit (dBµV/m)	Factor (dB/m)	Type
1	*	5144.020	62.675	58.954	-11.325	74.000	3.720	PK
2		5150.000	60.247	56.467	-13.753	74.000	3.780	PK
3		5299.000	107.600	104.288	N/A	N/A	3.312	PK
4		5350.000	56.549	53.226	-17.451	74.000	3.323	PK
5		5373.480	59.558	56.231	-14.442	74.000	3.328	PK

Note 1: " * ", means this data is the worst emission level.

Note 2: Measure Level (dBµV/m) = Reading Level (dBµV) + Factor (dB/m).

Note 3: Factor (dB/m) = Cable Loss (dB) + Antenna Factor (dB/m) - Pre_Amplifier Gain (dB).

Site: WZ-AC2	Test Date: 2024-04-08
Limit: FCC_5G_RE(3m)	Engineer: Charles Zhang
Probe: BBHA9120D_1457_1-18GHz	Polarity: Vertical
EUT: ACCESS POINT	Power: AC 120V/60Hz
Test Mode: Transmit by 802.11be-EHT160 at 5250MHz	

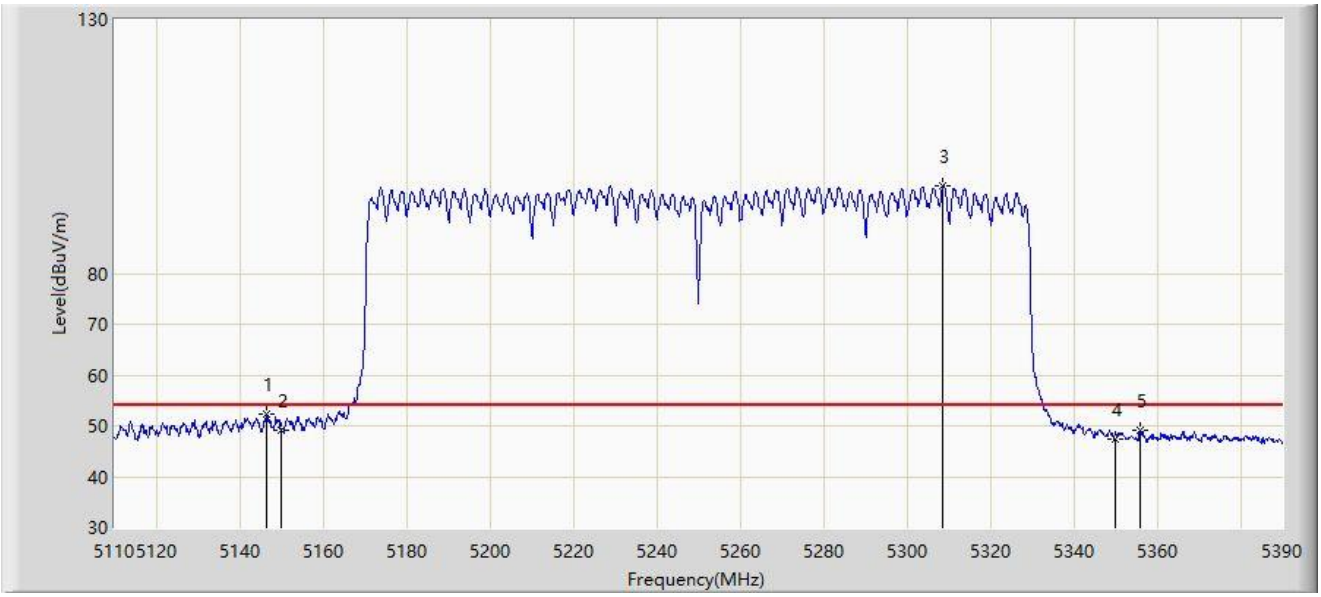

No	Mark	Frequency (MHz)	Measure Level (dBµV/m)	Reading Level (dBµV)	Margin (dB)	Limit (dBµV/m)	Factor (dB/m)	Type
1	*	5146.540	52.213	48.459	-1.787	54.000	3.754	AV
2		5150.000	49.262	45.482	-4.738	54.000	3.780	AV
3		5308.660	97.245	93.754	N/A	N/A	3.490	AV
4		5350.000	47.353	44.030	-6.647	54.000	3.323	AV
5		5355.840	49.049	45.794	-4.951	54.000	3.254	AV

Note 1: " * ", means this data is the worst emission level.

Note 2: Measure Level (dBµV/m) = Reading Level (dBµV) + Factor (dB/m).

Note 3: Factor (dB/m) = Cable Loss (dB) + Antenna Factor (dB/m) - Pre_Amplifier Gain (dB).

Site: WZ-AC2	Test Date: 2024-04-22
Limit: FCC_5G_RE(3m)	Engineer: Charles Zhang
Probe: BBHA9120D_1457_1-18GHz	Polarity: Horizontal
EUT: ACCESS POINT	Power: AC 120V/60Hz
Test Mode: Transmit by 802.11be-EHT160 at 5570MHz	

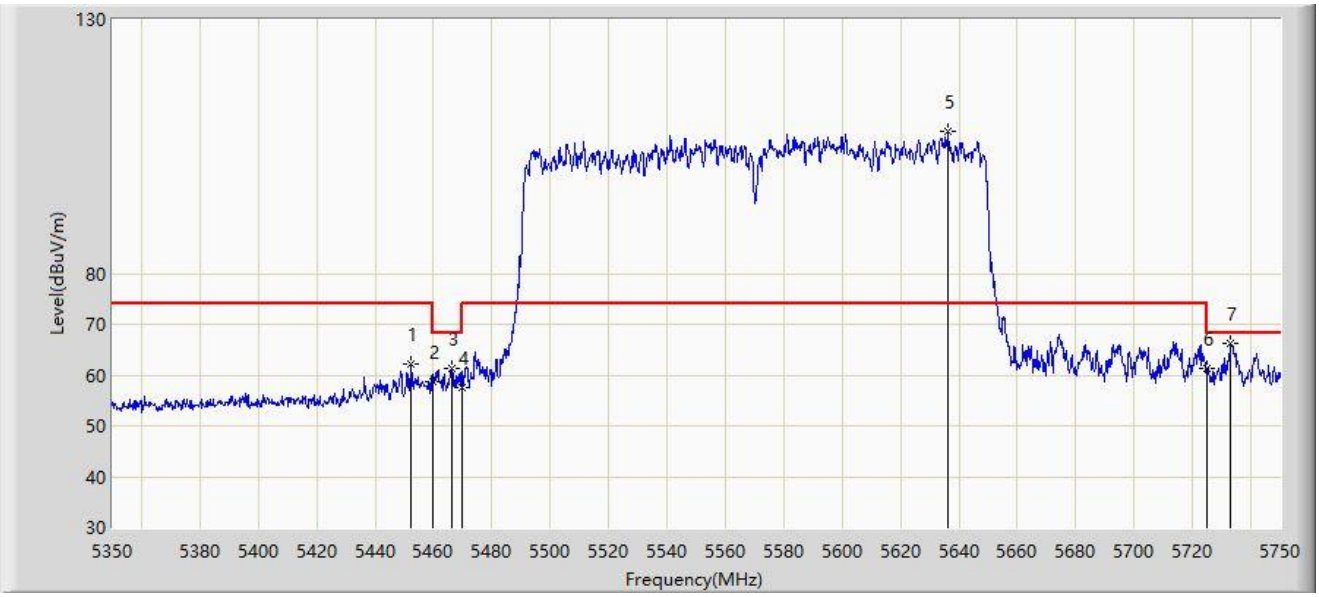

No	Mark	Frequency (MHz)	Measure Level (dBµV/m)	Reading Level (dBµV)	Margin (dB)	Limit (dBµV/m)	Factor (dB/m)	Type
1		5452.400	62.045	58.547	-11.955	74.000	3.498	PK
2		5460.000	58.710	55.100	-15.290	74.000	3.610	PK
3		5466.200	61.384	57.657	-6.816	68.200	3.726	PK
4		5470.000	57.401	53.603	-10.799	68.200	3.797	PK
5		5636.200	108.099	103.561	N/A	N/A	4.537	PK
6		5725.000	61.266	56.132	-6.934	68.200	5.134	PK
7	*	5733.200	66.374	61.309	-1.826	68.200	5.064	PK

Note 1: " * ", means this data is the worst emission level.

Note 2: Measure Level (dBµV/m) = Reading Level (dBµV) + Factor (dB/m).

Note 3: Factor (dB/m) = Cable Loss (dB) + Antenna Factor (dB/m) - Pre_Amplifier Gain (dB).

Site: WZ-AC2	Test Date: 2024-04-22
Limit: FCC_5G_RE(3m)	Engineer: Charles Zhang
Probe: BBHA9120D_1457_1-18GHz	Polarity: Horizontal
EUT: ACCESS POINT	Power: AC 120V/60Hz
Test Mode: Transmit by 802.11be-EHT160 at 5570MHz	

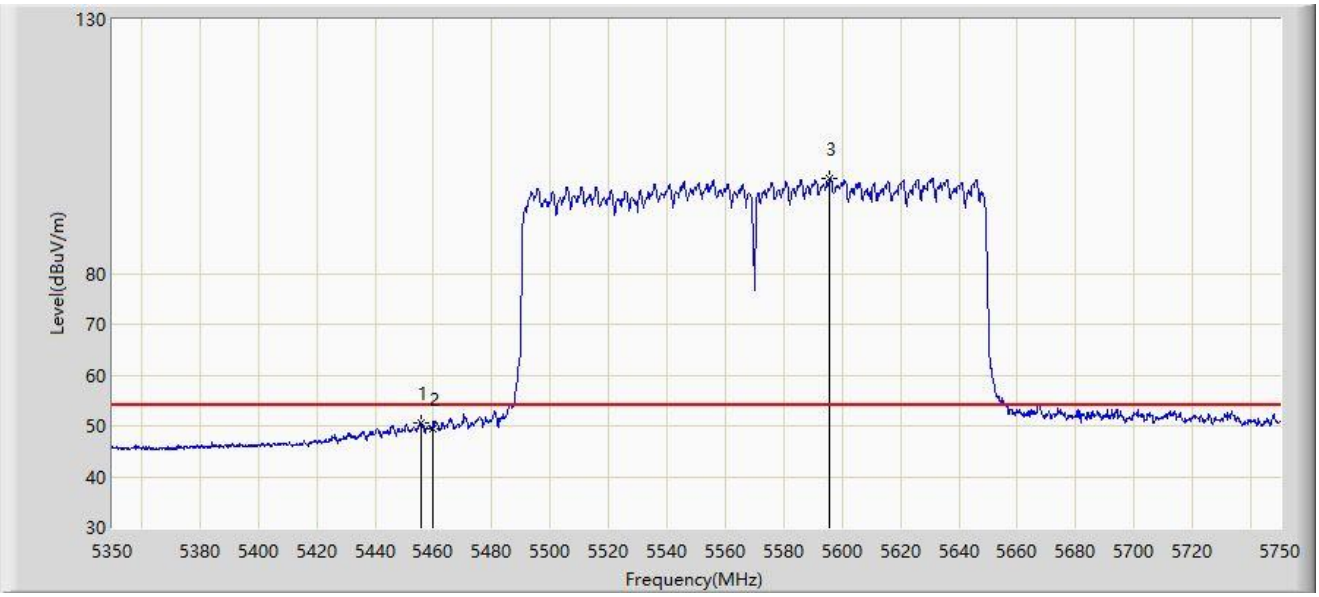

No	Mark	Frequency (MHz)	Measure Level (dBµV/m)	Reading Level (dBµV)	Margin (dB)	Limit (dBµV/m)	Factor (dB/m)	Type
1	*	5455.600	50.516	46.990	-3.484	54.000	3.526	AV
2		5460.000	49.511	45.901	-4.489	54.000	3.610	AV
3		5595.800	98.806	94.889	N/A	N/A	3.917	AV

Note 1: " * ", means this data is the worst emission level.

Note 2: Measure Level (dBµV/m) = Reading Level (dBµV) + Factor (dB/m).

Note 3: Factor (dB/m) = Cable Loss (dB) + Antenna Factor (dB/m) - Pre_Amplifier Gain (dB).

Site: WZ-AC2	Test Date: 2024-04-22
Limit: FCC_5G_RE(3m)	Engineer: Charles Zhang
Probe: BBHA9120D_1457_1-18GHz	Polarity: Vertical
EUT: ACCESS POINT	Power: AC 120V/60Hz
Test Mode: Transmit by 802.11be-EHT160 at 5570MHz	

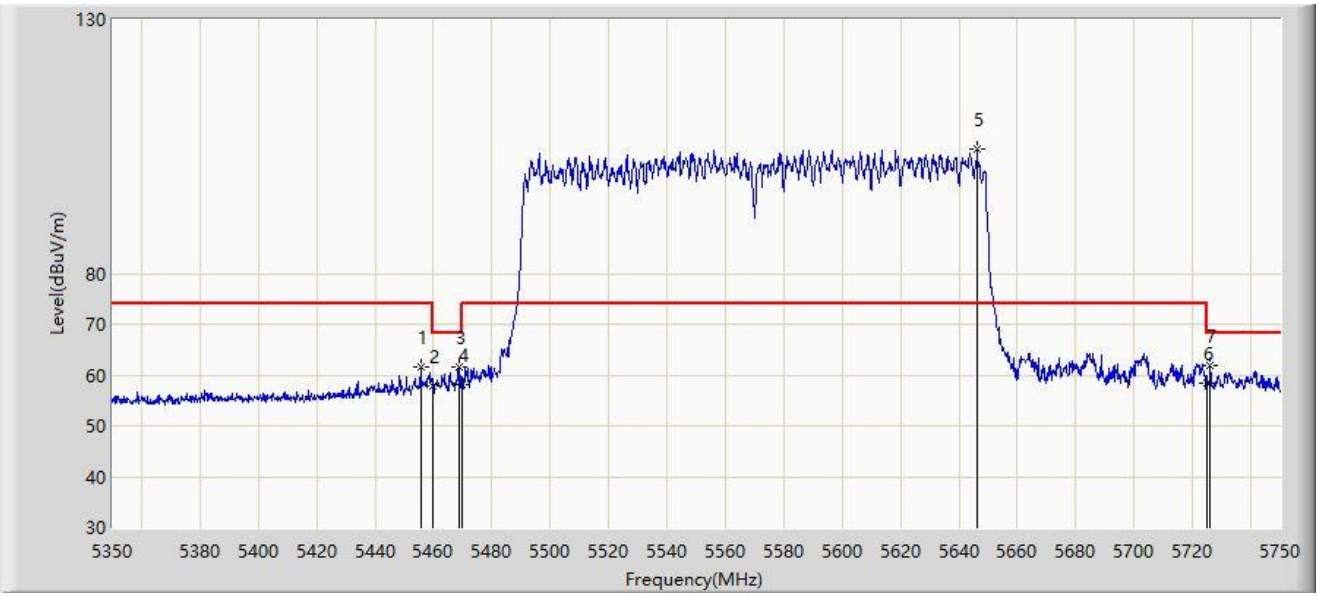

No	Mark	Frequency (MHz)	Measure Level (dBµV/m)	Reading Level (dBµV)	Margin (dB)	Limit (dBµV/m)	Factor (dB/m)	Type
1		5455.600	61.583	58.057	-12.417	74.000	3.526	PK
2		5460.000	57.714	54.104	-16.286	74.000	3.610	PK
3		5468.600	61.662	57.890	-6.538	68.200	3.772	PK
4		5470.000	58.154	54.356	-10.046	68.200	3.797	PK
5		5646.200	104.413	99.877	N/A	N/A	4.536	PK
6		5725.000	58.263	53.129	-9.937	68.200	5.134	PK
7	*	5726.000	61.882	56.739	-6.318	68.200	5.143	PK

Note 1: " * ", means this data is the worst emission level.

Note 2: Measure Level (dBµV/m) = Reading Level (dBµV) + Factor (dB/m).

Note 3: Factor (dB/m) = Cable Loss (dB) + Antenna Factor (dB/m) - Pre_Amplifier Gain (dB).

Site: WZ-AC2	Test Date: 2024-04-22
Limit: FCC_5G_RE(3m)	Engineer: Charles Zhang
Probe: BBHA9120D_1457_1-18GHz	Polarity: Vertical
EUT: ACCESS POINT	Power: AC 120V/60Hz
Test Mode: Transmit by 802.11be-EHT160 at 5570MHz	

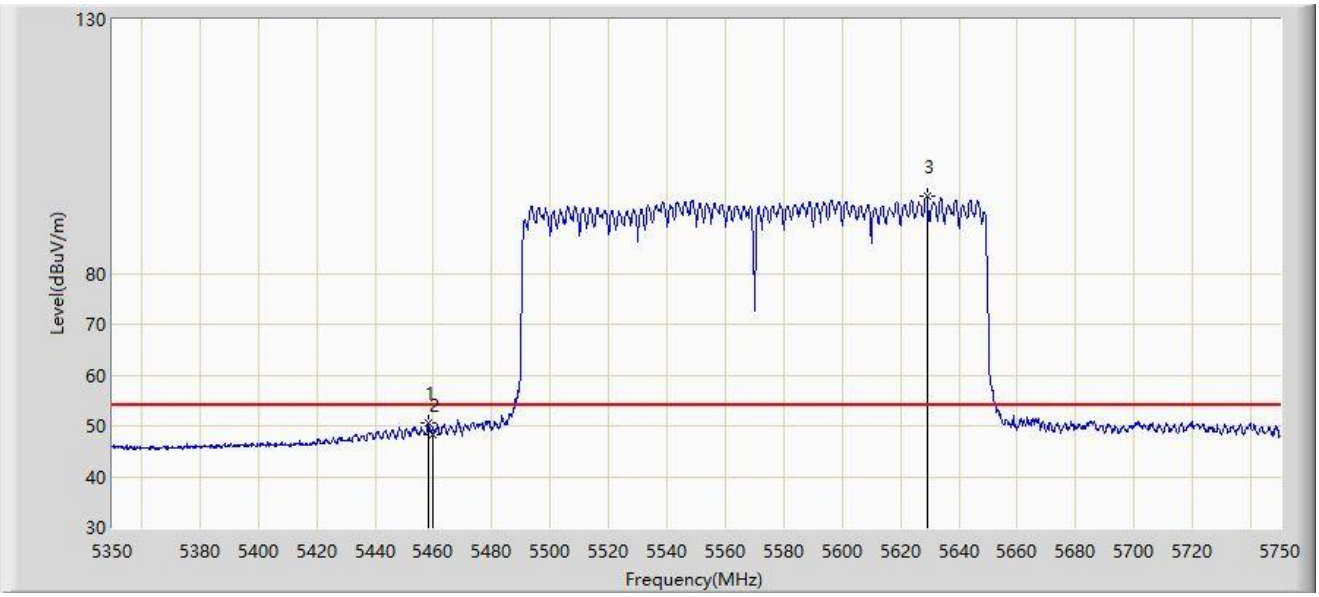

No	Mark	Frequency (MHz)	Measure Level (dBµV/m)	Reading Level (dBµV)	Margin (dB)	Limit (dBµV/m)	Factor (dB/m)	Type
1	*	5458.200	50.523	46.946	-3.477	54.000	3.577	AV
2		5460.000	48.350	44.740	-5.650	54.000	3.610	AV
3		5629.000	95.115	90.646	N/A	N/A	4.469	AV

Note 1: " * ", means this data is the worst emission level.

Note 2: Measure Level (dBµV/m) = Reading Level (dBµV) + Factor (dB/m).

Note 3: Factor (dB/m) = Cable Loss (dB) + Antenna Factor (dB/m) - Pre_Amplifier Gain (dB).

A.9 AC Conducted Emissions Test Result

Site: WZ-SR2	Test Date: 2024-04-18
Temperature: 21.7°C	Humidity: 55.7%
Limit: FCC_Part15.207_CE_AC Power	Engineer: Linda Wei
Probe: ENV216_101683_Filter Off_C	Polarity: Line
EUT: ACCESS POINT	Power: AC 120V/60Hz
Test Mode: Transmit by 802.11a at 5180MHz	

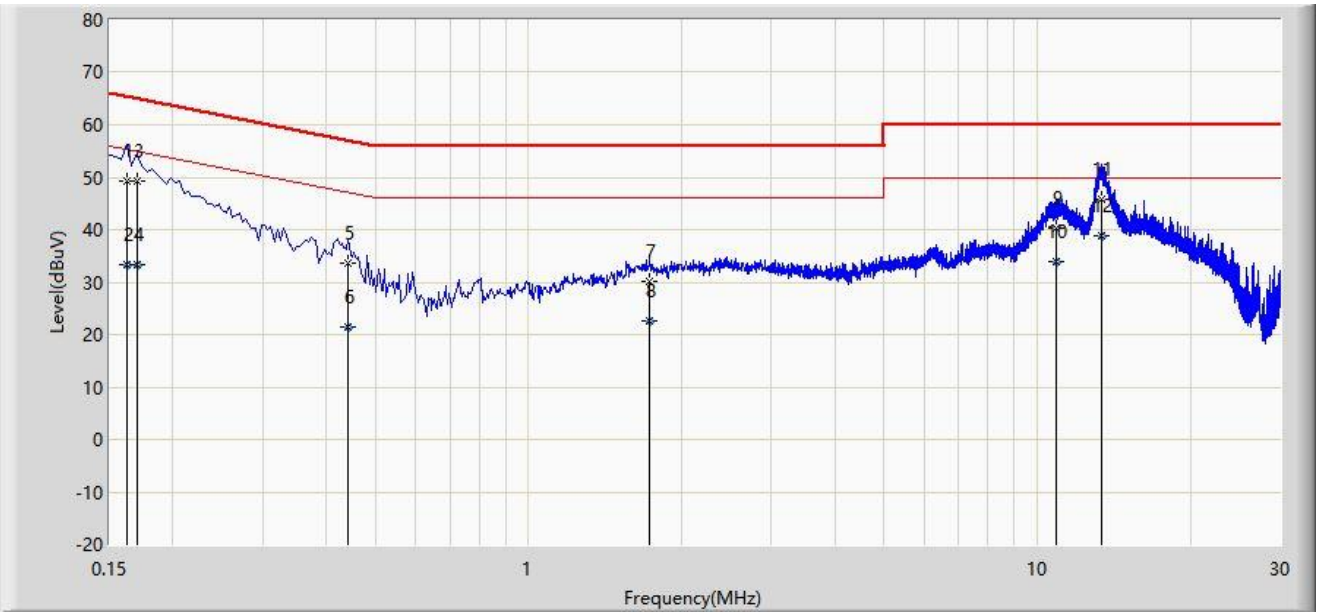

No	Mark	Frequency (MHz)	Measure Level (dBμV)	Reading Level (dBμV)	Margin (dB)	Limit (dBμV)	Factor (dB)	Type
1		0.162	49.205	39.488	-16.156	65.361	9.717	QP
2		0.162	33.460	23.743	-21.901	55.361	9.717	AV
3		0.170	49.204	39.485	-15.757	64.960	9.719	QP
4		0.170	33.237	23.519	-21.723	54.960	9.719	AV
5		0.442	33.653	23.838	-23.371	57.024	9.815	QP
6		0.442	21.321	11.505	-25.703	47.024	9.815	AV
7		1.730	30.205	20.112	-25.795	56.000	10.093	QP
8		1.730	22.656	12.563	-23.344	46.000	10.093	AV
9		10.906	40.148	29.850	-19.852	60.000	10.298	QP
10		10.906	34.030	23.732	-15.970	50.000	10.298	AV
11		13.330	45.860	35.567	-14.140	60.000	10.293	QP
12	*	13.330	38.824	28.531	-11.176	50.000	10.293	AV

Note 1: " * ", means this data is the worst emission level.

Note 2: Measure Level (dBμV) = Reading Level (dBμV) + Factor (dB).

Note 3: Factor (dB) = Cable Loss (dB) + LISN Factor (dB).

Site: WZ-SR2	Test Date: 2024-04-18
Temperature: 21.7°C	Humidity: 55.7%
Limit: FCC_Part15.207_CE_AC Power	Engineer: Linda Wei
Probe: ENV216_101683_Filter Off_C	Polarity: Neutral
EUT: ACCESS POINT	Power: AC 120V/60Hz
Test Mode: Transmit by 802.11a at 5180MHz	

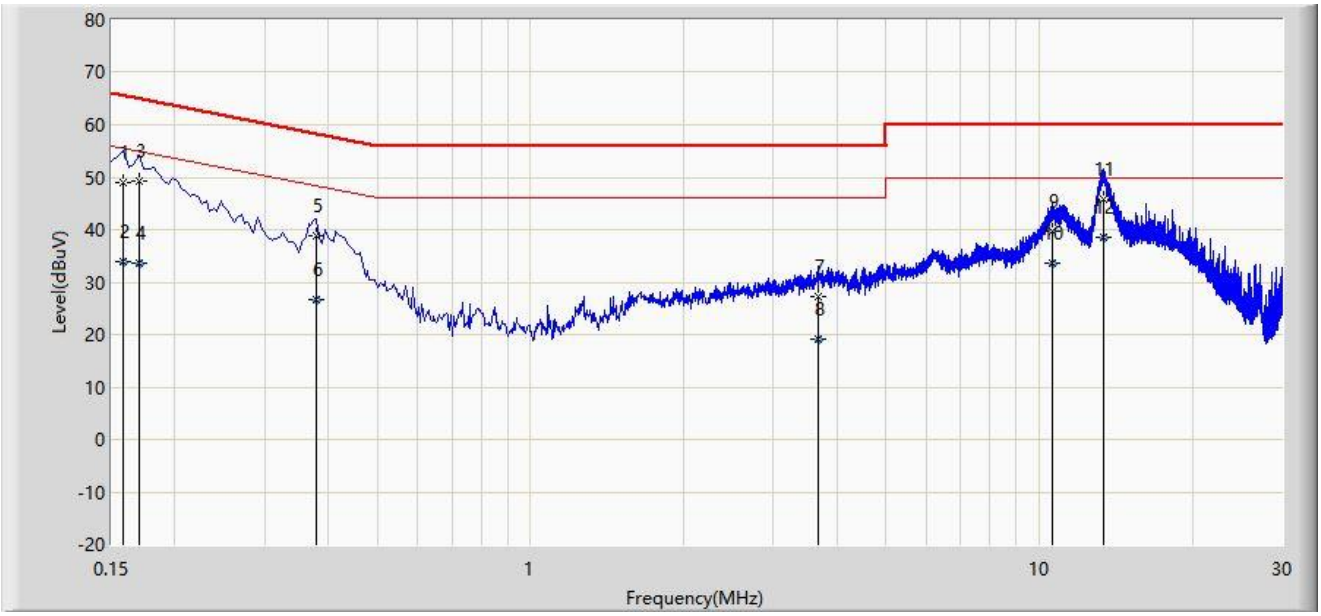

No	Mark	Frequency (MHz)	Measure Level (dBμV)	Reading Level (dBμV)	Margin (dB)	Limit (dBμV)	Factor (dB)	Type
1		0.158	49.047	39.341	-16.522	65.568	9.706	QP
2		0.158	34.004	24.298	-21.565	55.568	9.706	AV
3		0.170	49.165	39.456	-15.796	64.960	9.709	QP
4		0.170	33.567	23.858	-21.394	54.960	9.709	AV
5		0.378	38.879	29.104	-19.444	58.323	9.775	QP
6		0.378	26.627	16.852	-21.696	48.323	9.775	AV
7		3.682	27.158	17.028	-28.842	56.000	10.130	QP
8		3.682	19.095	8.964	-26.905	46.000	10.130	AV
9		10.638	39.822	29.534	-20.178	60.000	10.288	QP
10		10.638	33.523	23.235	-16.477	50.000	10.288	AV
11		13.398	45.757	35.474	-14.243	60.000	10.283	QP
12	*	13.398	38.493	28.210	-11.507	50.000	10.283	AV

Note 1: " * ", means this data is the worst emission level.

Note 2: Measure Level (dBμV) = Reading Level (dBμV) + Factor (dB).

Note 3: Factor (dB) = Cable Loss (dB) + LISN Factor (dB).

Appendix B – Test Setup Photograph

Refer to “2403RSU068-UT” file.

Appendix C – EUT Photograph

Refer to “2403RSU068-UE” file.

The End