Test Site	SIP-AC3	Test Engineer	Mero Zhou
Test Date	2023-07-13	Test Mode	802.11g
Remark:	1. Average measurement was not performed if peak level lower than average limit. 2. Other frequency was 20dB below limit line within 1-18GHz, there is not show in the report.		

Test Channel	Frequency (MHz)	Reading Level (dBμV)	Factor (dB/m)	Measure Level (dBμV/m)	Limit (dBμV/m)	Margin (dB)	Detector	Polarization
01	4850.5	50.4	-7.7	42.7	74.0	-31.3	Peak	Horizontal
	8429.0	49.1	-3.3	45.8	74.0	-28.2	Peak	Horizontal
	11438.0	49.2	-1.0	48.2	74.0	-25.8	Peak	Horizontal
	4927.0	50.1	-7.8	42.3	74.0	-31.7	Peak	Vertical
	7630.0	49.3	-4.3	45.0	74.0	-29.0	Peak	Vertical
	11327.5	48.8	-1.0	47.8	74.0	-26.2	Peak	Vertical
06	4808.0	50.3	-7.8	42.5	74.0	-31.5	Peak	Horizontal
	8199.5	49.7	-3.3	46.4	74.0	-27.6	Peak	Horizontal
	11208.5	48.6	-1.3	47.3	74.0	-26.7	Peak	Horizontal
	4782.5	50.6	-7.7	42.9	74.0	-31.1	Peak	Vertical
	8488.5	49.6	-3.0	46.6	74.0	-27.4	Peak	Vertical
	11489.0	48.7	-1.3	47.4	74.0	-26.6	Peak	Vertical

Note: Measure Level (dBμV/m) = Reading Level (dBμV) + Factor (dB/m)

Factor (dB/m) = Cable Loss (dB) + Antenna Factor (dB/m) - Pre_Amplifier Gain (dB)

Test Site	SIP-AC3	Test Engineer	Mero Zhou
Test Date	2023-07-13	Test Mode	802.11n-HT20
Remark:	1. Average measurement was not performed if peak level lower than average limit. 2. Other frequency was 20dB below limit line within 1-18GHz, there is not show in the report.		

Test Channel	Frequency (MHz)	Reading Level (dBμV)	Factor (dB/m)	Measure Level (dBμV/m)	Limit (dBμV/m)	Margin (dB)	Detector	Polarization
01	5012.0	49.8	-7.4	42.4	74.0	-31.6	Peak	Horizontal
	8361.0	48.9	-3.4	45.5	74.0	-28.5	Peak	Horizontal
	11404.0	48.6	-1.1	47.5	74.0	-26.5	Peak	Horizontal
	4842.0	50.0	-7.6	42.4	74.0	-31.6	Peak	Vertical
	8310.0	49.1	-3.2	45.9	74.0	-28.1	Peak	Vertical
	11438.0	48.5	-1.0	47.5	74.0	-26.5	Peak	Vertical
06	4867.5	49.8	-7.7	42.1	74.0	-31.9	Peak	Horizontal
	8284.5	48.5	-3.3	45.2	74.0	-28.8	Peak	Horizontal
	11438.0	48.9	-1.0	47.9	74.0	-26.1	Peak	Horizontal
	4859.0	50.9	-7.8	43.1	74.0	-30.9	Peak	Vertical
	8369.5	49.1	-3.4	45.7	74.0	-28.3	Peak	Vertical
	11506.0	49.2	-1.3	47.9	74.0	-26.1	Peak	Vertical

Note: Measure Level (dBμV/m) = Reading Level (dBμV) + Factor (dB/m)

Factor (dB/m) = Cable Loss (dB) + Antenna Factor (dB/m) - Pre_Amplifier Gain (dB)

Test Site	SIP-AC3	Test Engineer	Mero Zhou
Test Date	2023-07-13	Test Mode	802.11n-HT40
Remark:	1. Average measurement was not performed if peak level lower than average limit. 2. Other frequency was 20dB below limit line within 1-18GHz, there is not show in the report.		

Test Channel	Frequency (MHz)	Reading Level (dBμV)	Factor (dB/m)	Measure Level (dBμV/m)	Limit (dBμV/m)	Margin (dB)	Detector	Polarization
03	4961.0	50.1	-7.6	42.5	74.0	-31.5	Peak	Horizontal
	8327.0	49.6	-3.4	46.2	74.0	-27.8	Peak	Horizontal
	11327.5	49.6	-1.0	48.6	74.0	-25.4	Peak	Horizontal
	4757.0	49.6	-7.8	41.8	74.0	-32.2	Peak	Vertical
	8352.5	49.0	-3.4	45.6	74.0	-28.4	Peak	Vertical
	11438.0	49.2	-1.0	48.2	74.0	-25.8	Peak	Vertical
Note: Measure Level (dBμV/m) = Reading Level (dBμV) + Factor (dB/m) Factor (dB/m) = Cable Loss (dB) + Antenna Factor (dB/m) - Pre_Amplifier Gain (dB)								

Test Site	SIP-AC3	Test Engineer	Mero Zhou
Test Date	2023-07-13	Test Mode	802.11ax-HE20
Remark:	1. Average measurement was not performed if peak level lower than average limit. 2. Other frequency was 20dB below limit line within 1-18GHz, there is not show in the report.		

Test Channel	Frequency (MHz)	Reading Level (dBμV)	Factor (dB/m)	Measure Level (dBμV/m)	Limit (dBμV/m)	Margin (dB)	Detector	Polarization
01	4910.0	49.8	-7.8	42.0	74.0	-32.0	Peak	Horizontal
	8199.5	48.8	-3.3	45.5	74.0	-28.5	Peak	Horizontal
	12067.0	48.9	-1.2	47.7	74.0	-26.3	Peak	Horizontal
	4833.5	50.2	-7.7	42.5	74.0	-31.5	Peak	Vertical
	8403.5	49.3	-3.2	46.1	74.0	-27.9	Peak	Vertical
	11038.5	48.8	-1.1	47.7	74.0	-26.3	Peak	Vertical
06	5029.0	50.1	-7.5	42.6	74.0	-31.4	Peak	Horizontal
	8301.5	48.7	-3.2	45.5	74.0	-28.5	Peak	Horizontal
	11251.0	49.0	-1.3	47.7	74.0	-26.3	Peak	Horizontal
	4833.5	50.2	-7.7	42.5	74.0	-31.5	Peak	Vertical
	8267.5	48.3	-3.4	44.9	74.0	-29.1	Peak	Vertical
	12339.0	49.4	-1.3	48.1	74.0	-25.9	Peak	Vertical

Note: Measure Level (dBμV/m) = Reading Level (dBμV) + Factor (dB/m)

Factor (dB/m) = Cable Loss (dB) + Antenna Factor (dB/m) - Pre_Amplifier Gain (dB)

Test Site	SIP-AC3	Test Engineer	Mero Zhou
Test Date	2023-07-13	Test Mode	802.11ax-HE40
Remark:	1. Average measurement was not performed if peak level lower than average limit. 2. Other frequency was 20dB below limit line within 1-18GHz, there is not show in the report.		

Test Channel	Frequency (MHz)	Reading Level (dBμV)	Factor (dB/m)	Measure Level (dBμV/m)	Limit (dBμV/m)	Margin (dB)	Detector	Polarization
03	4782.5	49.7	-7.7	42.0	74.0	-32.0	Peak	Horizontal
	8437.5	49.5	-3.2	46.3	74.0	-27.7	Peak	Horizontal
	11616.5	48.4	-1.3	47.1	74.0	-26.9	Peak	Horizontal
	4816.5	49.6	-7.8	41.8	74.0	-32.2	Peak	Vertical
	7553.5	49.8	-4.5	45.3	74.0	-28.7	Peak	Vertical
	11319.0	48.7	-1.1	47.6	74.0	-26.4	Peak	Vertical
Note: Measure Level (dBμV/m) = Reading Level (dBμV) + Factor (dB/m) Factor (dB/m) = Cable Loss (dB) + Antenna Factor (dB/m) - Pre_Amplifier Gain (dB)								

Radio 0 – Filter 3#:

Test Site	SIP-AC3	Test Engineer	Mero Zhou
Test Date	2023-07-13	Test Mode	802.11b
Remark:	1. Average measurement was not performed if peak level lower than average limit. 2. Other frequency was 20dB below limit line within 1-18GHz, there is not show in the report.		

Test Channel	Frequency (MHz)	Reading Level (dBμV)	Factor (dB/m)	Measure Level (dBμV/m)	Limit (dBμV/m)	Margin (dB)	Detector	Polarization
11	4740.0	49.8	-7.4	42.4	74.0	-31.6	Peak	Horizontal
	8250.5	48.9	-3.3	45.6	74.0	-28.4	Peak	Horizontal
	11803.5	48.8	-1.6	47.2	74.0	-26.8	Peak	Horizontal
	4825.0	50.4	-7.9	42.5	74.0	-31.5	Peak	Vertical
	8106.0	49.2	-3.7	45.5	74.0	-28.5	Peak	Vertical
	11506.0	49.3	-1.3	48.0	74.0	-26.0	Peak	Vertical

Note: Measure Level (dBμV/m) = Reading Level (dBμV) + Factor (dB/m)

Factor (dB/m) = Cable Loss (dB) + Antenna Factor (dB/m) - Pre_Amplifier Gain (dB)

Test Site	SIP-AC3	Test Engineer	Mero Zhou
Test Date	2023-07-13	Test Mode	802.11g
Remark:	1. Average measurement was not performed if peak level lower than average limit. 2. Other frequency was 20dB below limit line within 1-18GHz, there is not show in the report.		

Test Channel	Frequency (MHz)	Reading Level (dBμV)	Factor (dB/m)	Measure Level (dBμV/m)	Limit (dBμV/m)	Margin (dB)	Detector	Polarization
11	4816.5	50.5	-7.8	42.7	74.0	-31.3	Peak	Horizontal
	8123.0	50.0	-3.7	46.3	74.0	-27.7	Peak	Horizontal
	11489.0	48.7	-1.3	47.4	74.0	-26.6	Peak	Horizontal
	4825.0	50.5	-7.9	42.6	74.0	-31.4	Peak	Vertical
	8208.0	48.3	-3.2	45.1	74.0	-28.9	Peak	Vertical
	11701.5	49.5	-1.3	48.2	74.0	-25.8	Peak	Vertical
Note: Measure Level (dBμV/m) = Reading Level (dBμV) + Factor (dB/m) Factor (dB/m) = Cable Loss (dB) + Antenna Factor (dB/m) - Pre_Amplifier Gain (dB)								

Test Site	SIP-AC3	Test Engineer	Mero Zhou
Test Date	2023-07-13	Test Mode	802.11n-HT20
Remark:	1. Average measurement was not performed if peak level lower than average limit. 2. Other frequency was 20dB below limit line within 1-18GHz, there is not show in the report.		

Test Channel	Frequency (MHz)	Reading Level (dBμV)	Factor (dB/m)	Measure Level (dBμV/m)	Limit (dBμV/m)	Margin (dB)	Detector	Polarization
11	4859.0	49.9	-7.8	42.1	74.0	-31.9	Peak	Horizontal
	8403.5	48.9	-3.2	45.7	74.0	-28.3	Peak	Horizontal
	11166.0	48.4	-0.9	47.5	74.0	-26.5	Peak	Horizontal
	4833.5	49.7	-7.7	42.0	74.0	-32.0	Peak	Vertical
	7562.0	49.3	-4.5	44.8	74.0	-29.2	Peak	Vertical
	11625.0	49.7	-1.3	48.4	74.0	-25.6	Peak	Vertical
Note: Measure Level (dBμV/m) = Reading Level (dBμV) + Factor (dB/m) Factor (dB/m) = Cable Loss (dB) + Antenna Factor (dB/m) - Pre_Amplifier Gain (dB)								

Test Site	SIP-AC3	Test Engineer	Mero Zhou
Test Date	2023-07-13	Test Mode	802.11ax-HE20
Remark:	1. Average measurement was not performed if peak level lower than average limit. 2. Other frequency was 20dB below limit line within 1-18GHz, there is not show in the report.		

Test Channel	Frequency (MHz)	Reading Level (dBμV)	Factor (dB/m)	Measure Level (dBμV/m)	Limit (dBμV/m)	Margin (dB)	Detector	Polarization
11	4748.5	50.3	-7.6	42.7	74.0	-31.3	Peak	Horizontal
	8471.5	49.1	-3.1	46.0	74.0	-28.0	Peak	Horizontal
	11412.5	48.6	-1.1	47.5	74.0	-26.5	Peak	Horizontal
	4893.0	50.8	-7.7	43.1	74.0	-30.9	Peak	Vertical
	8131.5	49.0	-3.6	45.4	74.0	-28.6	Peak	Vertical
	11523.0	48.8	-1.2	47.6	74.0	-26.4	Peak	Vertical
Note: Measure Level (dBμV/m) = Reading Level (dBμV) + Factor (dB/m) Factor (dB/m) = Cable Loss (dB) + Antenna Factor (dB/m) - Pre_Amplifier Gain (dB)								

Radio 1 – Filter 1#:

Test Site	SIP-AC3	Test Engineer	Mero Zhou
Test Date	2023-07-13~2023-07-14	Test Mode	802.11b
Remark:	1. Average measurement was not performed if peak level lower than average limit. 2. Other frequency was 20dB below limit line within 1-18GHz, there is not show in the report.		

Test Channel	Frequency (MHz)	Reading Level (dBμV)	Factor (dB/m)	Measure Level (dBμV/m)	Limit (dBμV/m)	Margin (dB)	Detector	Polarization
01	4825.0	49.9	-7.9	42.0	74.0	-32.0	Peak	Horizontal
	7579.0	49.9	-4.4	45.5	74.0	-28.5	Peak	Horizontal
	11956.5	49.0	-1.3	47.7	74.0	-26.3	Peak	Horizontal
	5003.5	50.5	-7.5	43.0	74.0	-31.0	Peak	Vertical
	8276.0	49.0	-3.4	45.6	74.0	-28.4	Peak	Vertical
	12203.0	49.6	-1.3	48.3	74.0	-25.7	Peak	Vertical
06	4825.0	50.2	-7.9	42.3	74.0	-31.7	Peak	Horizontal
	8140.0	49.0	-3.4	45.6	74.0	-28.4	Peak	Horizontal
	11421.0	48.5	-1.0	47.5	74.0	-26.5	Peak	Horizontal
	4935.5	49.9	-7.7	42.2	74.0	-31.8	Peak	Vertical
	8284.5	48.7	-3.3	45.4	74.0	-28.6	Peak	Vertical
	11310.5	48.6	-1.2	47.4	74.0	-26.6	Peak	Vertical
11	4748.5	49.5	-7.6	41.9	74.0	-32.1	Peak	Horizontal
	8182.5	49.2	-3.5	45.7	74.0	-28.3	Peak	Horizontal
	11149.0	49.1	-1.0	48.1	74.0	-25.9	Peak	Horizontal
	4638.0	50.1	-7.8	42.3	74.0	-31.7	Peak	Vertical
	8488.5	48.9	-3.0	45.9	74.0	-28.1	Peak	Vertical
	11395.5	48.8	-1.2	47.6	74.0	-26.4	Peak	Vertical

Note: Measure Level (dBμV/m) = Reading Level (dBμV) + Factor (dB/m)

Factor (dB/m) = Cable Loss (dB) + Antenna Factor (dB/m) - Pre_Amplifier Gain (dB)

Test Site	SIP-AC3	Test Engineer	Mero Zhou
Test Date	2023-07-13~2023-07-14	Test Mode	802.11g
Remark:	1. Average measurement was not performed if peak level lower than average limit. 2. Other frequency was 20dB below limit line within 1-18GHz, there is not show in the report.		

Test Channel	Frequency (MHz)	Reading Level (dBμV)	Factor (dB/m)	Measure Level (dBμV/m)	Limit (dBμV/m)	Margin (dB)	Detector	Polarization
01	4850.5	50.3	-7.7	42.6	74.0	-31.4	Peak	Horizontal
	8318.5	49.1	-3.3	45.8	74.0	-28.2	Peak	Horizontal
	11608.0	49.2	-1.3	47.9	74.0	-26.1	Peak	Horizontal
	4884.5	50.1	-7.6	42.5	74.0	-31.5	Peak	Vertical
	8429.0	48.7	-3.3	45.4	74.0	-28.6	Peak	Vertical
	11395.5	49.0	-1.2	47.8	74.0	-26.2	Peak	Vertical
06	4808.0	50.2	-7.8	42.4	74.0	-31.6	Peak	Horizontal
	8310.0	48.8	-3.2	45.6	74.0	-28.4	Peak	Horizontal
	11225.5	48.6	-1.2	47.4	74.0	-26.6	Peak	Horizontal
	4808.0	50.6	-7.8	42.8	74.0	-31.2	Peak	Vertical
	8403.5	49.1	-3.2	45.9	74.0	-28.1	Peak	Vertical
	11404.0	48.2	-1.1	47.1	74.0	-26.9	Peak	Vertical
11	4748.5	49.7	-7.6	42.1	74.0	-31.9	Peak	Horizontal
	8208.0	49.1	-3.2	45.9	74.0	-28.1	Peak	Horizontal
	11353.0	48.5	-1.0	47.5	74.0	-26.5	Peak	Horizontal
	4791.0	50.0	-7.9	42.1	74.0	-31.9	Peak	Vertical
	7630.0	49.6	-4.3	45.3	74.0	-28.7	Peak	Vertical
	11149.0	49.4	-1.0	48.4	74.0	-25.6	Peak	Vertical

Note: Measure Level (dBμV/m) = Reading Level (dBμV) + Factor (dB/m)

Factor (dB/m) = Cable Loss (dB) + Antenna Factor (dB/m) - Pre_Amplifier Gain (dB)

Test Site	SIP-AC3	Test Engineer	Mero Zhou
Test Date	2023-07-13~2023-07-14	Test Mode	802.11n-HT20
Remark:	1. Average measurement was not performed if peak level lower than average limit. 2. Other frequency was 20dB below limit line within 1-18GHz, there is not show in the report.		

Test Channel	Frequency (MHz)	Reading Level (dBμV)	Factor (dB/m)	Measure Level (dBμV/m)	Limit (dBμV/m)	Margin (dB)	Detector	Polarization
01	4825.0	50.2	-7.9	42.3	74.0	-31.7	Peak	Horizontal
	8199.5	49.3	-3.3	46.0	74.0	-28.0	Peak	Horizontal
	11812.0	49.8	-1.5	48.3	74.0	-25.7	Peak	Horizontal
	4782.5	49.9	-7.7	42.2	74.0	-31.8	Peak	Vertical
	8225.0	49.3	-3.4	45.9	74.0	-28.1	Peak	Vertical
	11633.5	48.8	-1.3	47.5	74.0	-26.5	Peak	Vertical
06	4876.0	50.0	-7.6	42.4	74.0	-31.6	Peak	Horizontal
	8182.5	49.6	-3.5	46.1	74.0	-27.9	Peak	Horizontal
	11531.5	48.5	-1.2	47.3	74.0	-26.7	Peak	Horizontal
	4842.0	49.6	-7.6	42.0	74.0	-32.0	Peak	Vertical
	8284.5	49.7	-3.3	46.4	74.0	-27.6	Peak	Vertical
	11412.5	48.6	-1.1	47.5	74.0	-26.5	Peak	Vertical
11	4765.5	50.1	-7.6	42.5	74.0	-31.5	Peak	Horizontal
	8344.0	48.9	-3.4	45.5	74.0	-28.5	Peak	Horizontal
	11123.5	48.4	-1.1	47.3	74.0	-26.7	Peak	Horizontal
	4995.0	50.8	-7.6	43.2	74.0	-30.8	Peak	Vertical
	8233.5	49.2	-3.3	45.9	74.0	-28.1	Peak	Vertical
	11489.0	48.6	-1.3	47.3	74.0	-26.7	Peak	Vertical

Note: Measure Level (dBμV/m) = Reading Level (dBμV) + Factor (dB/m)

Factor (dB/m) = Cable Loss (dB) + Antenna Factor (dB/m) - Pre_Amplifier Gain (dB)

Test Site	SIP-AC3	Test Engineer	Mero Zhou
Test Date	2023-07-13~2023-07-14	Test Mode	802.11n-HT40
Remark:	1. Average measurement was not performed if peak level lower than average limit. 2. Other frequency was 20dB below limit line within 1-18GHz, there is not show in the report.		

Test Channel	Frequency (MHz)	Reading Level (dBμV)	Factor (dB/m)	Measure Level (dBμV/m)	Limit (dBμV/m)	Margin (dB)	Detector	Polarization
03	4816.5	49.8	-7.8	42.0	74.0	-32.0	Peak	Horizontal
	8225.0	48.8	-3.4	45.4	74.0	-28.6	Peak	Horizontal
	11404.0	49.1	-1.1	48.0	74.0	-26.0	Peak	Horizontal
	4825.0	50.1	-7.9	42.2	74.0	-31.8	Peak	Vertical
	8191.0	48.9	-3.5	45.4	74.0	-28.6	Peak	Vertical
	11497.5	49.8	-1.3	48.5	74.0	-25.5	Peak	Vertical
06	4850.5	50.1	-7.7	42.4	74.0	-31.6	Peak	Horizontal
	8412.0	49.0	-3.2	45.8	74.0	-28.2	Peak	Horizontal
	12067.0	49.2	-1.2	48.0	74.0	-26.0	Peak	Horizontal
	4842.0	50.8	-7.6	43.2	74.0	-30.8	Peak	Vertical
	8327.0	49.3	-3.4	45.9	74.0	-28.1	Peak	Vertical
	11429.5	48.8	-1.0	47.8	74.0	-26.2	Peak	Vertical
09	4893.0	49.8	-7.7	42.1	74.0	-31.9	Peak	Horizontal
	8157.0	49.2	-3.5	45.7	74.0	-28.3	Peak	Horizontal
	11599.5	49.0	-1.3	47.7	74.0	-26.3	Peak	Horizontal
	4774.0	50.2	-7.5	42.7	74.0	-31.3	Peak	Vertical
	8131.5	49.4	-3.6	45.8	74.0	-28.2	Peak	Vertical
	11599.5	49.4	-1.3	48.1	74.0	-25.9	Peak	Vertical

Note: Measure Level (dBμV/m) = Reading Level (dBμV) + Factor (dB/m)

Factor (dB/m) = Cable Loss (dB) + Antenna Factor (dB/m) - Pre_Amplifier Gain (dB)

Test Site	SIP-AC3	Test Engineer	Mero Zhou
Test Date	2023-07-13~2023-07-14	Test Mode	802.11ax-HE20
Remark:	1. Average measurement was not performed if peak level lower than average limit. 2. Other frequency was 20dB below limit line within 1-18GHz, there is not show in the report.		

Test Channel	Frequency (MHz)	Reading Level (dBμV)	Factor (dB/m)	Measure Level (dBμV/m)	Limit (dBμV/m)	Margin (dB)	Detector	Polarization
01	4816.5	52.7	-7.8	44.9	74.0	-29.1	Peak	Horizontal
	8301.5	48.7	-3.2	45.5	74.0	-28.5	Peak	Horizontal
	11616.5	48.8	-1.3	47.5	74.0	-26.5	Peak	Horizontal
	4876.0	50.6	-7.6	43.0	74.0	-31.0	Peak	Vertical
	8318.5	49.1	-3.3	45.8	74.0	-28.2	Peak	Vertical
	11676.0	48.7	-1.4	47.3	74.0	-26.7	Peak	Vertical
06	4927.0	50.2	-7.8	42.4	74.0	-31.6	Peak	Horizontal
	8335.5	49.0	-3.4	45.6	74.0	-28.4	Peak	Horizontal
	11327.5	48.7	-1.0	47.7	74.0	-26.3	Peak	Horizontal
	4850.5	51.2	-7.7	43.5	74.0	-30.5	Peak	Vertical
	7434.5	49.8	-4.7	45.1	74.0	-28.9	Peak	Vertical
	12203.0	48.9	-1.3	47.6	74.0	-26.4	Peak	Vertical
11	4757.0	49.7	-7.8	41.9	74.0	-32.1	Peak	Horizontal
	8225.0	49.4	-3.4	46.0	74.0	-28.0	Peak	Horizontal
	11344.5	49.0	-1.0	48.0	74.0	-26.0	Peak	Horizontal
	4918.5	49.9	-7.8	42.1	74.0	-31.9	Peak	Vertical
	8420.5	49.0	-3.2	45.8	74.0	-28.2	Peak	Vertical
	11591.0	48.8	-1.4	47.4	74.0	-26.6	Peak	Vertical

Note: Measure Level (dBμV/m) = Reading Level (dBμV) + Factor (dB/m)

Factor (dB/m) = Cable Loss (dB) + Antenna Factor (dB/m) - Pre_Amplifier Gain (dB)

Test Site	SIP-AC3	Test Engineer	Mero Zhou
Test Date	2023-07-13~2023-07-14	Test Mode	802.11ax-HE40
Remark:	1. Average measurement was not performed if peak level lower than average limit. 2. Other frequency was 20dB below limit line within 1-18GHz, there is not show in the report.		

Test Channel	Frequency (MHz)	Reading Level (dBμV)	Factor (dB/m)	Measure Level (dBμV/m)	Limit (dBμV/m)	Margin (dB)	Detector	Polarization
03	4995.0	49.8	-7.6	42.2	74.0	-31.8	Peak	Horizontal
	8106.0	49.0	-3.7	45.3	74.0	-28.7	Peak	Horizontal
	12075.5	49.2	-1.3	47.9	74.0	-26.1	Peak	Horizontal
	4961.0	50.5	-7.6	42.9	74.0	-31.1	Peak	Vertical
	8403.5	48.9	-3.2	45.7	74.0	-28.3	Peak	Vertical
	11642.0	48.6	-1.4	47.2	74.0	-26.8	Peak	Vertical
06	4825.0	50.2	-7.9	42.3	74.0	-31.7	Peak	Horizontal
	8310.0	49.0	-3.2	45.8	74.0	-28.2	Peak	Horizontal
	11523.0	49.4	-1.2	48.2	74.0	-25.8	Peak	Horizontal
	4791.0	50.0	-7.9	42.1	74.0	-31.9	Peak	Vertical
	8480.0	49.1	-3.0	46.1	74.0	-27.9	Peak	Vertical
	11701.5	48.7	-1.3	47.4	74.0	-26.6	Peak	Vertical
09	4833.5	50.1	-7.7	42.4	74.0	-31.6	Peak	Horizontal
	8191.0	49.5	-3.5	46.0	74.0	-28.0	Peak	Horizontal
	11421.0	48.9	-1.0	47.9	74.0	-26.1	Peak	Horizontal
	4655.0	50.1	-7.9	42.2	74.0	-31.8	Peak	Vertical
	7647.0	49.4	-4.3	45.1	74.0	-28.9	Peak	Vertical
	11897.0	49.3	-1.3	48.0	74.0	-26.0	Peak	Vertical

Note: Measure Level (dBμV/m) = Reading Level (dBμV) + Factor (dB/m)

Factor (dB/m) = Cable Loss (dB) + Antenna Factor (dB/m) - Pre_Amplifier Gain (dB)

Radio 1 – Filter 2#:

Test Site	SIP-AC1	Test Engineer	Barry Wu
Test Date	2023-07-15	Test Mode	802.11b
Remark:	1. Average measurement was not performed if peak level lower than average limit. 2. Other frequency was 20dB below limit line within 1-18GHz, there is not show in the report.		

Test Channel	Frequency (MHz)	Reading Level (dBμV)	Factor (dB/m)	Measure Level (dBμV/m)	Limit (dBμV/m)	Margin (dB)	Detector	Polarization
01	7698.0	48.6	-5.9	42.7	74.0	-31.3	Peak	Horizontal
	11191.5	48.0	-3.8	44.2	74.0	-29.8	Peak	Horizontal
	17830.0	43.1	7.9	51.0	74.0	-23.0	Peak	Horizontal
	7604.5	48.4	-6.2	42.2	74.0	-31.8	Peak	Vertical
	11191.5	47.1	-3.8	43.3	74.0	-30.7	Peak	Vertical
	18000.0	42.7	7.8	50.5	74.0	-23.5	Peak	Vertical
06	7706.5	48.9	-6.0	42.9	74.0	-31.1	Peak	Horizontal
	12577.0	47.2	-2.5	44.7	74.0	-29.3	Peak	Horizontal
	18000.0	42.9	7.8	50.7	74.0	-23.3	Peak	Horizontal
	7349.5	48.8	-6.4	42.4	74.0	-31.6	Peak	Vertical
	11344.5	47.7	-3.3	44.4	74.0	-29.6	Peak	Vertical
	17974.5	42.5	7.2	49.7	74.0	-24.3	Peak	Vertical

Note: Measure Level (dBμV/m) = Reading Level (dBμV) + Factor (dB/m)

Factor (dB/m) = Cable Loss (dB) + Antenna Factor (dB/m) - Pre_Amplifier Gain (dB)

Test Site	SIP-AC1	Test Engineer	Barry Wu
Test Date	2023-07-15	Test Mode	802.11g
Remark:	1. Average measurement was not performed if peak level lower than average limit. 2. Other frequency was 20dB below limit line within 1-18GHz, there is not show in the report.		

Test Channel	Frequency (MHz)	Reading Level (dBμV)	Factor (dB/m)	Measure Level (dBμV/m)	Limit (dBμV/m)	Margin (dB)	Detector	Polarization
01	7366.5	49.3	-6.5	42.8	74.0	-31.2	Peak	Horizontal
	15917.5	44.4	3.9	48.3	74.0	-25.7	Peak	Horizontal
	17991.5	43.3	7.6	50.9	74.0	-23.1	Peak	Horizontal
	7672.5	49.4	-6.2	43.2	74.0	-30.8	Peak	Vertical
	11625.0	47.8	-3.6	44.2	74.0	-29.8	Peak	Vertical
	17753.5	43.6	5.9	49.5	74.0	-24.5	Peak	Vertical
06	7689.5	48.4	-6.0	42.4	74.0	-31.6	Peak	Horizontal
	11684.5	46.8	-3.6	43.2	74.0	-30.8	Peak	Horizontal
	17966.0	42.2	7.0	49.2	74.0	-24.8	Peak	Horizontal
	8165.5	48.6	-5.5	43.1	74.0	-30.9	Peak	Vertical
	11820.5	47.5	-3.0	44.5	74.0	-29.5	Peak	Vertical
	17830.0	43.1	7.9	51.0	74.0	-23.0	Peak	Vertical

Note: Measure Level (dBμV/m) = Reading Level (dBμV) + Factor (dB/m)

Factor (dB/m) = Cable Loss (dB) + Antenna Factor (dB/m) - Pre_Amplifier Gain (dB)

Test Site	SIP-AC1	Test Engineer	Barry Wu
Test Date	2023-07-15	Test Mode	802.11n-HT20
Remark:	1. Average measurement was not performed if peak level lower than average limit. 2. Other frequency was 20dB below limit line within 1-18GHz, there is not show in the report.		

Test Channel	Frequency (MHz)	Reading Level (dBμV)	Factor (dB/m)	Measure Level (dBμV/m)	Limit (dBμV/m)	Margin (dB)	Detector	Polarization
01	8310.0	47.9	-5.4	42.5	74.0	-31.5	Peak	Horizontal
	15892.0	44.4	3.0	47.4	74.0	-26.6	Peak	Horizontal
	17966.0	41.8	7.0	48.8	74.0	-25.2	Peak	Horizontal
	7264.5	48.4	-6.4	42.0	74.0	-32.0	Peak	Vertical
	11412.5	47.6	-3.5	44.1	74.0	-29.9	Peak	Vertical
	17804.5	41.7	6.5	48.2	74.0	-25.8	Peak	Vertical
06	8140.0	48.2	-5.7	42.5	74.0	-31.5	Peak	Horizontal
	11956.5	47.1	-3.0	44.1	74.0	-29.9	Peak	Horizontal
	17932.0	43.5	6.7	50.2	74.0	-23.8	Peak	Horizontal
	4935.5	49.4	-9.6	39.8	74.0	-34.2	Peak	Vertical
	11744.0	47.4	-3.4	44.0	74.0	-30.0	Peak	Vertical
	17864.0	42.4	7.9	50.3	74.0	-23.7	Peak	Vertical

Note: Measure Level (dBμV/m) = Reading Level (dBμV) + Factor (dB/m)

Factor (dB/m) = Cable Loss (dB) + Antenna Factor (dB/m) - Pre_Amplifier Gain (dB)

Test Site	SIP-AC1	Test Engineer	Barry Wu
Test Date	2023-07-15	Test Mode	802.11n-HT40
Remark:	1. Average measurement was not performed if peak level lower than average limit. 2. Other frequency was 20dB below limit line within 1-18GHz, there is not show in the report.		

Test Channel	Frequency (MHz)	Reading Level (dBμV)	Factor (dB/m)	Measure Level (dBμV/m)	Limit (dBμV/m)	Margin (dB)	Detector	Polarization
03	7519.5	48.1	-6.6	41.5	74.0	-32.5	Peak	Horizontal
	11302.0	47.5	-3.6	43.9	74.0	-30.1	Peak	Horizontal
	17864.0	42.6	7.9	50.5	74.0	-23.5	Peak	Horizontal
	8148.5	48.4	-5.6	42.8	74.0	-31.2	Peak	Vertical
	11480.5	46.7	-3.2	43.5	74.0	-30.5	Peak	Vertical
	17830.0	42.3	7.9	50.2	74.0	-23.8	Peak	Vertical
Note: Measure Level (dBμV/m) = Reading Level (dBμV) + Factor (dB/m) Factor (dB/m) = Cable Loss (dB) + Antenna Factor (dB/m) - Pre_Amplifier Gain (dB)								

Test Site	SIP-AC1	Test Engineer	Barry Wu
Test Date	2023-07-15	Test Mode	802.11ax-HE20
Remark:	1. Average measurement was not performed if peak level lower than average limit. 2. Other frequency was 20dB below limit line within 1-18GHz, there is not show in the report.		

Test Channel	Frequency (MHz)	Reading Level (dBμV)	Factor (dB/m)	Measure Level (dBμV/m)	Limit (dBμV/m)	Margin (dB)	Detector	Polarization
01	7630.0	48.9	-6.1	42.8	74.0	-31.2	Peak	Horizontal
	11956.5	47.0	-3.0	44.0	74.0	-30.0	Peak	Horizontal
	17966.0	44.4	7.0	51.4	74.0	-22.6	Peak	Horizontal
	8378.0	47.6	-5.2	42.4	74.0	-31.6	Peak	Vertical
	11557.0	46.7	-3.4	43.3	74.0	-30.7	Peak	Vertical
	17940.5	43.7	6.7	50.4	74.0	-23.6	Peak	Vertical
06	11361.5	47.5	-3.0	44.5	74.0	-29.5	Peak	Horizontal
	15815.5	45.0	3.4	48.4	74.0	-25.6	Peak	Horizontal
	17830.0	42.1	7.9	50.0	74.0	-24.0	Peak	Horizontal
	7630.0	48.5	-6.1	42.4	74.0	-31.6	Peak	Vertical
	12492.0	46.3	-2.4	43.9	74.0	-30.1	Peak	Vertical
	17864.0	43.1	7.9	51.0	74.0	-23.0	Peak	Vertical

Note: Measure Level (dBμV/m) = Reading Level (dBμV) + Factor (dB/m)

Factor (dB/m) = Cable Loss (dB) + Antenna Factor (dB/m) - Pre_Amplifier Gain (dB)

Test Site	SIP-AC1	Test Engineer	Barry Wu
Test Date	2023-07-15	Test Mode	802.11ax-HE40
Remark:	1. Average measurement was not performed if peak level lower than average limit. 2. Other frequency was 20dB below limit line within 1-18GHz, there is not show in the report.		

Test Channel	Frequency (MHz)	Reading Level (dBμV)	Factor (dB/m)	Measure Level (dBμV/m)	Limit (dBμV/m)	Margin (dB)	Detector	Polarization
03	7715.0	48.8	-6.1	42.7	74.0	-31.3	Peak	Horizontal
	11200.0	47.8	-3.8	44.0	74.0	-30.0	Peak	Horizontal
	17974.5	42.6	7.2	49.8	74.0	-24.2	Peak	Horizontal
	7638.5	46.1	-6.2	39.9	74.0	-34.1	Peak	Vertical
	11999.0	47.3	-3.0	44.3	74.0	-29.7	Peak	Vertical
	17983.0	42.8	7.5	50.3	74.0	-23.7	Peak	Vertical

Note: Measure Level (dBμV/m) = Reading Level (dBμV) + Factor (dB/m)

Factor (dB/m) = Cable Loss (dB) + Antenna Factor (dB/m) - Pre_Amplifier Gain (dB)

Radio 1 – Filter 3#:

Test Site	SIP-AC1	Test Engineer	Barry Wu
Test Date	2023-07-15	Test Mode	802.11b
Remark:	1. Average measurement was not performed if peak level lower than average limit. 2. Other frequency was 20dB below limit line within 1-18GHz, there is not show in the report.		

Test Channel	Frequency (MHz)	Reading Level (dBμV)	Factor (dB/m)	Measure Level (dBμV/m)	Limit (dBμV/m)	Margin (dB)	Detector	Polarization
11	8191.0	49.5	-5.3	44.2	74.0	-29.8	Peak	Horizontal
	12492.0	47.2	-2.4	44.8	74.0	-29.2	Peak	Horizontal
	17974.5	43.2	7.2	50.4	74.0	-23.6	Peak	Horizontal
	8191.0	47.7	-5.3	42.4	74.0	-31.6	Peak	Vertical
	11378.5	48.3	-3.4	44.9	74.0	-29.1	Peak	Vertical
	17830.0	42.5	7.9	50.4	74.0	-23.6	Peak	Vertical
Note: Measure Level (dBμV/m) = Reading Level (dBμV) + Factor (dB/m) Factor (dB/m) = Cable Loss (dB) + Antenna Factor (dB/m) - Pre_Amplifier Gain (dB)								

Test Site	SIP-AC1	Test Engineer	Barry Wu
Test Date	2023-07-15	Test Mode	802.11g
Remark:	1. Average measurement was not performed if peak level lower than average limit. 2. Other frequency was 20dB below limit line within 1-18GHz, there is not show in the report.		

Test Channel	Frequency (MHz)	Reading Level (dBμV)	Factor (dB/m)	Measure Level (dBμV/m)	Limit (dBμV/m)	Margin (dB)	Detector	Polarization
11	8097.5	48.7	-5.6	43.1	74.0	-30.9	Peak	Horizontal
	11948.0	48.0	-3.0	45.0	74.0	-29.0	Peak	Horizontal
	18000.0	42.7	7.8	50.5	74.0	-23.5	Peak	Horizontal
	7740.5	48.3	-6.1	42.2	74.0	-31.8	Peak	Vertical
	11599.5	47.2	-3.3	43.9	74.0	-30.1	Peak	Vertical
	17974.5	42.0	7.2	49.2	74.0	-24.8	Peak	Vertical
Note: Measure Level (dBμV/m) = Reading Level (dBμV) + Factor (dB/m) Factor (dB/m) = Cable Loss (dB) + Antenna Factor (dB/m) - Pre_Amplifier Gain (dB)								

Test Site	SIP-AC1	Test Engineer	Barry Wu
Test Date	2023-07-15	Test Mode	802.11n-HT20
Remark:	1. Average measurement was not performed if peak level lower than average limit. 2. Other frequency was 20dB below limit line within 1-18GHz, there is not show in the report.		

Test Channel	Frequency (MHz)	Reading Level (dBμV)	Factor (dB/m)	Measure Level (dBμV/m)	Limit (dBμV/m)	Margin (dB)	Detector	Polarization
11	8420.5	48.3	-5.6	42.7	74.0	-31.3	Peak	Horizontal
	12492.0	46.2	-2.4	43.8	74.0	-30.2	Peak	Horizontal
	15433.0	44.5	2.8	47.3	74.0	-26.7	Peak	Horizontal
	8276.0	47.5	-5.1	42.4	74.0	-31.6	Peak	Vertical
	11497.5	47.6	-3.2	44.4	74.0	-29.6	Peak	Vertical
	17864.0	42.9	7.9	50.8	74.0	-23.2	Peak	Vertical
Note: Measure Level (dBμV/m) = Reading Level (dBμV) + Factor (dB/m) Factor (dB/m) = Cable Loss (dB) + Antenna Factor (dB/m) - Pre_Amplifier Gain (dB)								

Test Site	SIP-AC1	Test Engineer	Barry Wu
Test Date	2023-07-15	Test Mode	802.11ax-HE20
Remark:	1. Average measurement was not performed if peak level lower than average limit. 2. Other frequency was 20dB below limit line within 1-18GHz, there is not show in the report.		

Test Channel	Frequency (MHz)	Reading Level (dBμV)	Factor (dB/m)	Measure Level (dBμV/m)	Limit (dBμV/m)	Margin (dB)	Detector	Polarization
11	8089.0	48.5	-5.6	42.9	74.0	-31.1	Peak	Horizontal
	11115.0	48.1	-3.9	44.2	74.0	-29.8	Peak	Horizontal
	17898.0	42.7	7.3	50.0	74.0	-24.0	Peak	Horizontal
	7689.5	48.6	-6.0	42.6	74.0	-31.4	Peak	Vertical
	15586.0	43.9	3.6	47.5	74.0	-26.5	Peak	Vertical
	17974.5	43.3	7.2	50.5	74.0	-23.5	Peak	Vertical

Note: Measure Level (dBμV/m) = Reading Level (dBμV) + Factor (dB/m)

Factor (dB/m) = Cable Loss (dB) + Antenna Factor (dB/m) - Pre_Amplifier Gain (dB)

The Result of Radiated Emission of 9kHz ~ 30MHz:

Site: WZ-AC2	Test Date: 2023-10-10
Limit: FCC_Part15.209_RSE	Engineer: Bob Zhang
Probe: FMZB1519_0.009-30MHz	Polarity: Coaxial
EUT: Access Point	Power: AC 120V/60Hz
Test Mode: Transmit by 802.11b at 2412MHz	

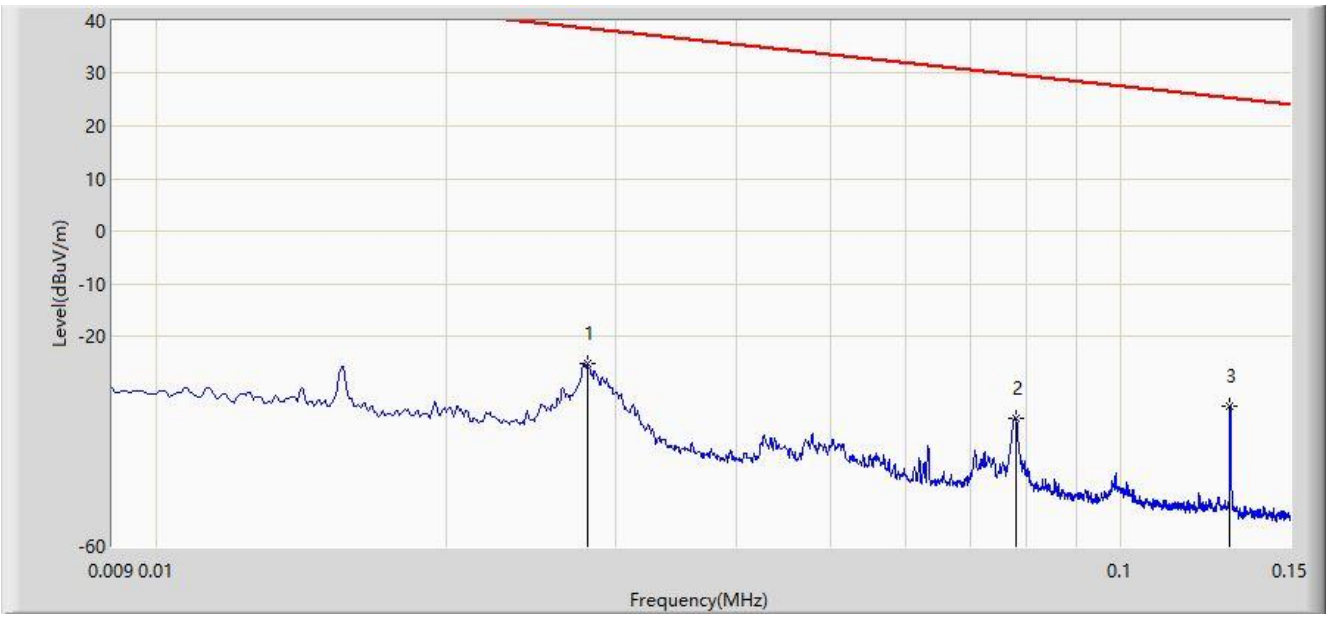

No	Mark	Frequency (MHz)	Measure Level (dBμV/m)	Reading Level (dBμV)	Margin (dB)	Limit (dBμV/m)	Factor (dB/m)	Type
1		0.028	-25.154	35.740	-63.801	38.647	-60.893	PK
2		0.078	-35.512	26.562	-65.265	29.753	-62.074	PK
3	*	0.130	-33.189	28.958	-58.507	25.319	-62.147	PK

Note 1: " * ", means this data is the worst emission level.

Note 2: Measure Level (dBμV/m) = Reading Level (dBμV) + Factor (dB/m).

Note 3: Factor (dB/m) = Cable Loss (dB) + Antenna Factor (dB/m) + 40log(d1/d2) (dB), d1 = 3m, d2 = 300m (9kHz-490kHz) or 30m (490kHz-30MHz).

Note 4: Quasi-Peak measurement was not performed when peak measure level was lower than the quasi-peak limit.

Site: WZ-AC2	Test Date: 2023-10-10
Limit: FCC_Part15.209_RSE	Engineer: Bob Zhang
Probe: FMZB1519_0.009-30MHz	Polarity: Coaxial
EUT: Access Point	Power: AC 120V/60Hz
Test Mode: Transmit by 802.11b at 2412MHz	

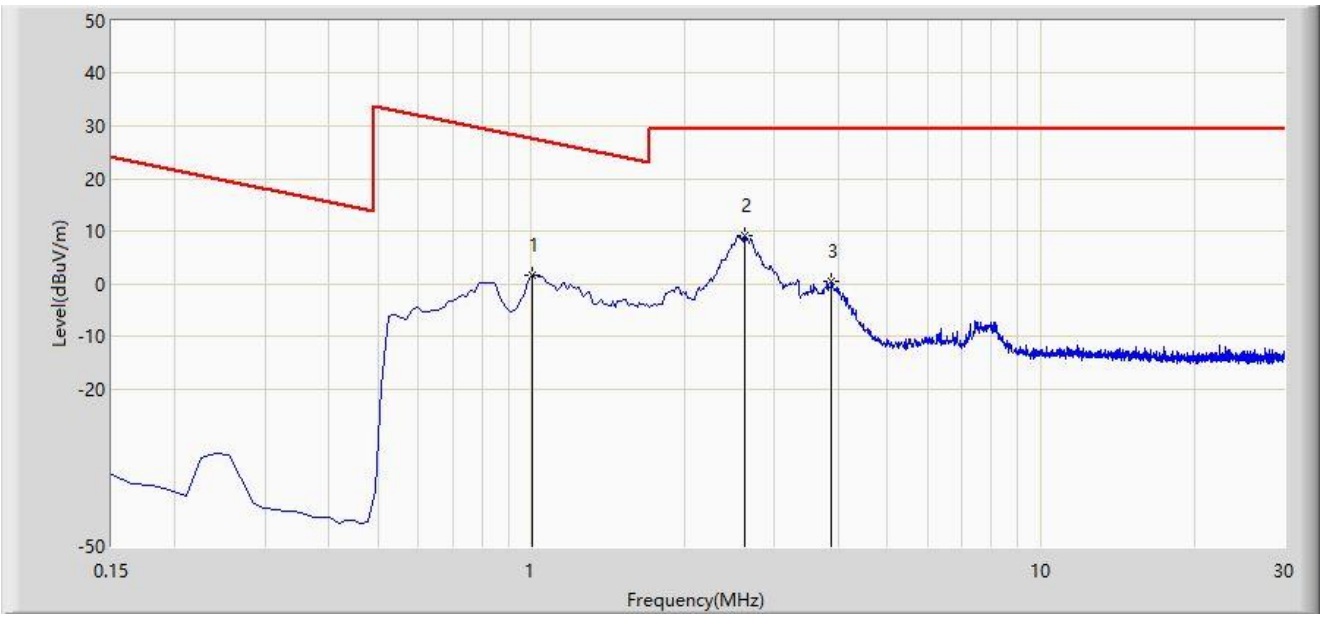

No	Mark	Frequency (MHz)	Measure Level (dBμV/m)	Reading Level (dBμV)	Margin (dB)	Limit (dBμV/m)	Factor (dB/m)	Type
1		1.001	1.480	23.262	-26.133	27.613	-21.782	PK
2	*	2.628	9.052	30.856	-20.448	29.500	-21.804	PK
3		3.881	0.536	22.290	-28.964	29.500	-21.754	PK

Note 1: " * ", means this data is the worst emission level.

Note 2: Measure Level (dBμV/m) = Reading Level (dBμV) + Factor (dB/m).

Note 3: Factor (dB/m) = Cable Loss (dB) + Antenna Factor (dB/m) + 40log(d1/d2) (dB), d1 = 3m, d2 = 300m (9kHz-490kHz) or 30m (490kHz-30MHz).

Note 4: Quasi-Peak measurement was not performed when peak measure level was lower than the quasi-peak limit.

Site: WZ-AC2	Test Date: 2023-10-10
Limit: FCC_Part15.209_RSE	Engineer: Bob Zhang
Probe: FMZB1519_0.009-30MHz	Polarity: Coplanar
EUT: Access Point	Power: AC 120V/60Hz
Test Mode: Transmit by 802.11b at 2412MHz	

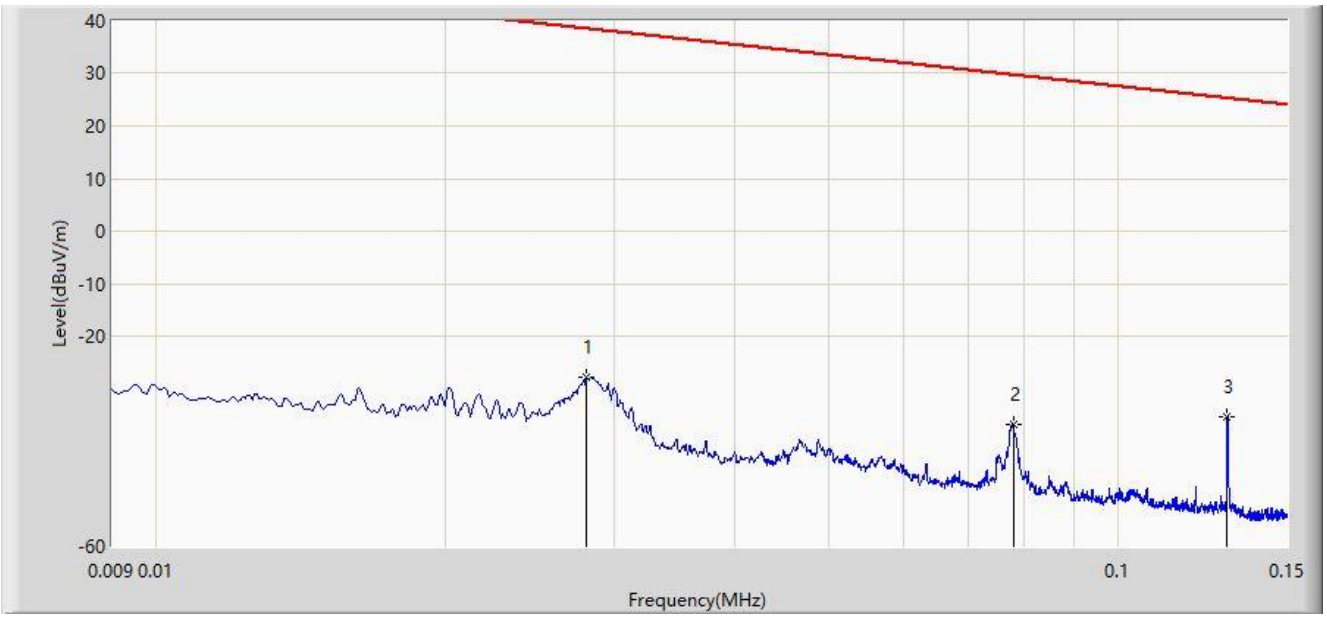

No	Mark	Frequency (MHz)	Measure Level (dBμV/m)	Reading Level (dBμV)	Margin (dB)	Limit (dBμV/m)	Factor (dB/m)	Type
1		0.028	-27.901	32.993	-66.548	38.647	-60.893	PK
2		0.078	-36.713	25.361	-66.466	29.753	-62.074	PK
3	*	0.130	-35.297	26.850	-60.615	25.319	-62.147	PK

Note 1: " * ", means this data is the worst emission level.

Note 2: Measure Level (dBμV/m) = Reading Level (dBμV) + Factor (dB/m).

Note 3: Factor (dB/m) = Cable Loss (dB) + Antenna Factor (dB/m) + 40log(d1/d2) (dB), d1 = 3m, d2 = 300m (9kHz-490kHz) or 30m (490kHz-30MHz).

Note 4: Quasi-Peak measurement was not performed when peak measure level was lower than the quasi-peak limit.

Site: WZ-AC2	Test Date: 2023-10-10
Limit: FCC_Part15.209_RSE	Engineer: Bob Zhang
Probe: FMZB1519_0.009-30MHz	Polarity: Coplanar
EUT: Access Point	Power: AC 120V/60Hz
Test Mode: Transmit by 802.11b at 2412MHz	

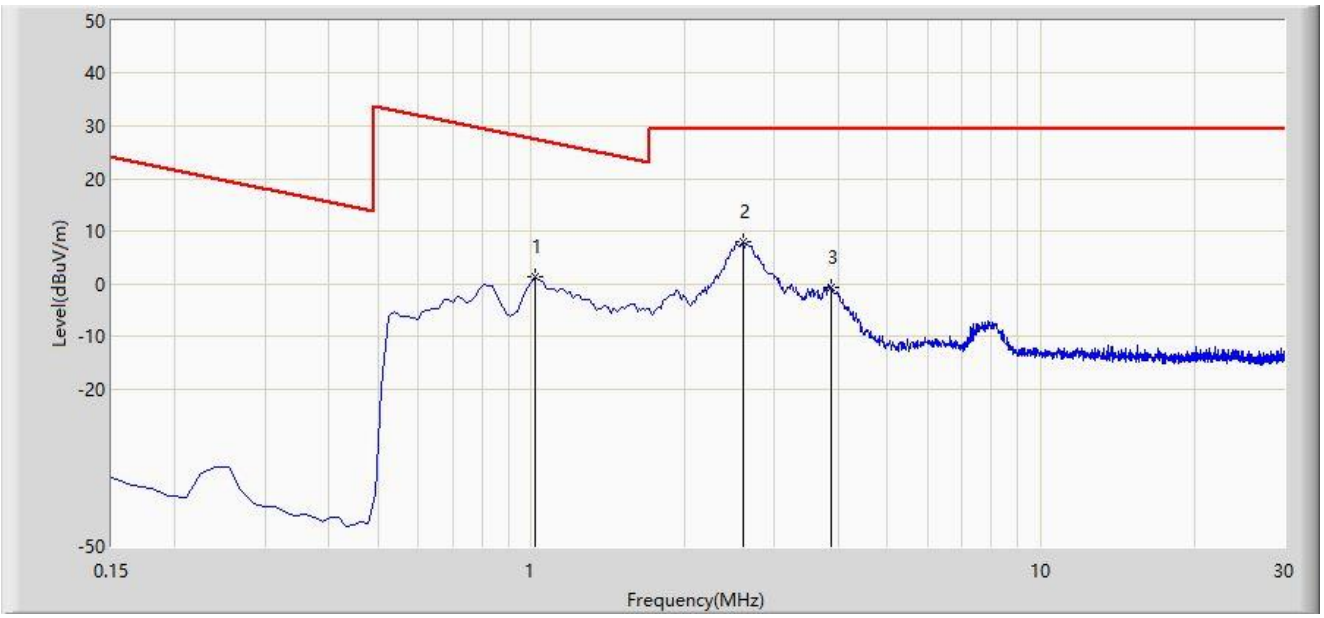

No	Mark	Frequency (MHz)	Measure Level (dBµV/m)	Reading Level (dBµV)	Margin (dB)	Limit (dBµV/m)	Factor (dB/m)	Type
1		1.016	1.408	23.191	-26.076	27.484	-21.783	PK
2	*	2.598	7.837	29.642	-21.663	29.500	-21.806	PK
3		3.881	-0.759	20.995	-30.259	29.500	-21.754	PK

Note 1: " * ", means this data is the worst emission level.

Note 2: Measure Level (dBµV/m) = Reading Level (dBµV) + Factor (dB/m).

Note 3: Factor (dB/m) = Cable Loss (dB) + Antenna Factor (dB/m) + 40log(d1/d2) (dB), d1 = 3m, d2 = 300m (9kHz-490kHz) or 30m (490kHz-30MHz).

Note 4: Quasi-Peak measurement was not performed when peak measure level was lower than the quasi-peak limit.

The Result of Radiated Emission below 1GHz:

Site: SIP-AC3	Test Date: 2023-07-30
Limit: FCC_Part15.209_RSE(3m)	Engineer: Wayne Wang
Probe: VULB 9168_00997_25-2000MHz	Polarity: Horizontal
EUT: Access Point	Power: AC 120V/60Hz
Test Mode: Transmit by 802.11b at 2462MHz	

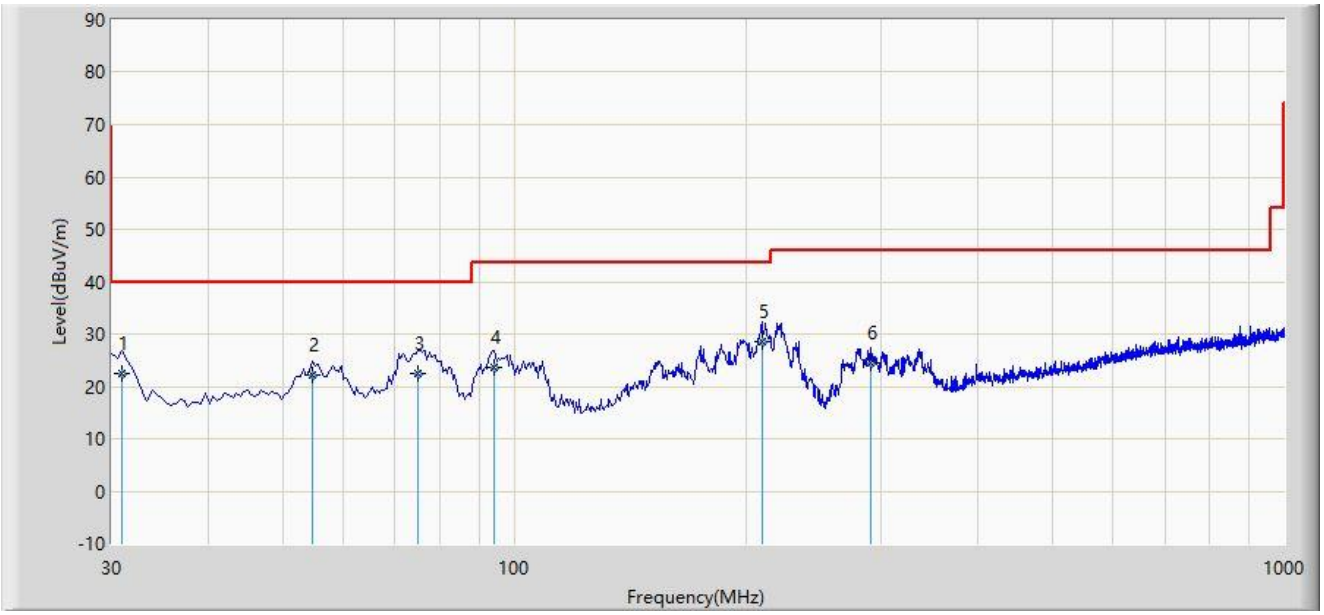

No	Mark	Frequency (MHz)	Measure Level (dBμV/m)	Reading Level (dBμV)	Margin (dB)	Limit (dBμV/m)	Factor (dB/m)	Type
1		30.970	22.587	6.100	-17.413	40.000	16.487	QP
2		54.735	22.233	4.600	-17.767	40.000	17.633	QP
3		75.105	22.513	8.100	-17.487	40.000	14.413	QP
4		94.020	23.707	11.230	-19.793	43.500	12.477	QP
5	*	209.935	28.491	13.595	-15.009	43.500	14.895	QP
6		289.960	24.628	6.300	-21.372	46.000	18.328	QP

Note 1: " * ", means this data is the worst emission level.

Note 2: Measure Level (dBμV/m) = Reading Level (dBμV) + Factor (dB/m).

Note 3: Factor (dB/m) = Cable Loss (dB) + Antenna Factor (dB/m).

Site: SIP-AC3	Test Date: 2023-07-30
Limit: FCC_Part15.209_RSE(3m)	Engineer: Wayne Wang
Probe: VULB 9168_00997_25-2000MHz	Polarity: Vertical
EUT: Access Point	Power: AC 120V/60Hz
Test Mode: Transmit by 802.11b at 2462MHz	

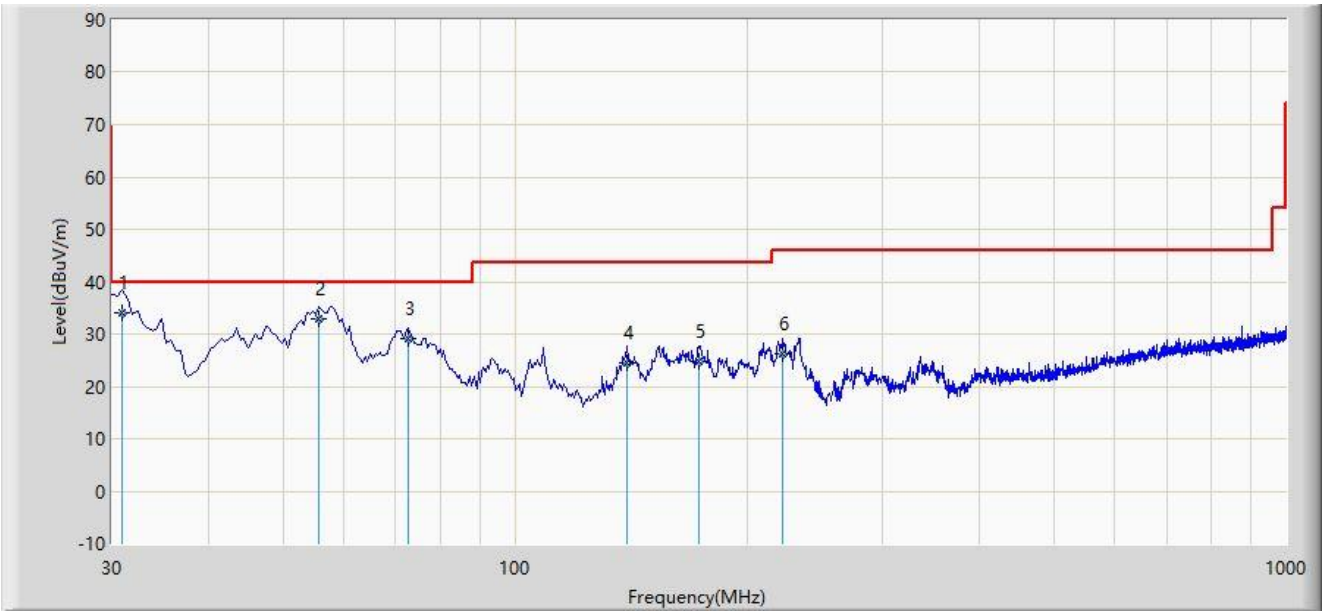

No	Mark	Frequency (MHz)	Measure Level (dBμV/m)	Reading Level (dBμV)	Margin (dB)	Limit (dBμV/m)	Factor (dB/m)	Type
1	*	30.970	33.953	17.600	-6.047	40.000	16.353	QP
2		55.705	32.860	15.301	-7.140	40.000	17.559	QP
3		72.680	29.220	14.330	-10.780	40.000	14.890	QP
4		139.610	24.398	6.900	-19.102	43.500	17.498	QP
5		173.075	24.657	7.330	-18.843	43.500	17.327	QP
6		222.545	26.193	11.369	-19.807	46.000	14.824	QP

Note 1: " * ", means this data is the worst emission level.

Note 2: Measure Level (dBμV/m) = Reading Level (dBμV) + Factor (dB/m).

Note 3: Factor (dB/m) = Cable Loss (dB) + Antenna Factor (dB/m).

The Result of Radiated Emission of 18GHz ~ 25GHz:

Site: SIP-AC1	Test Date: 2023-07-30
Limit: FCC_Part15.209_RSE(3m)	Engineer: Wayne Wang
Probe: BBHA 9170_00935_18-40GHz	Polarity: Horizontal
EUT: Access Point	Power: AC 120V/60Hz
Test Mode: Transmit by 802.11b at 2462MHz	

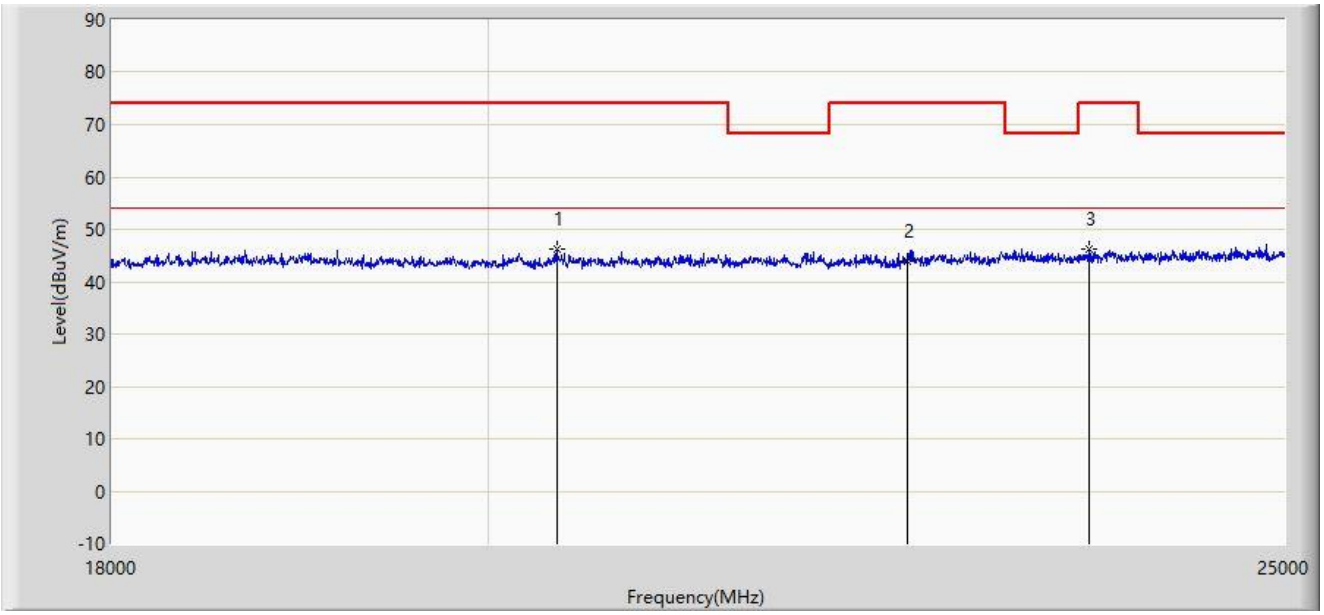

No	Mark	Frequency (MHz)	Measure Level (dBμV/m)	Reading Level (dBμV)	Margin (dB)	Limit (dBμV/m)	Factor (dB/m)	Type
1		20390.500	46.141	57.024	-27.859	74.000	-10.883	PK
2		22494.000	43.885	53.921	-30.115	74.000	-10.035	PK
3	*	23670.000	46.347	55.769	-27.653	74.000	-9.422	PK

Note 1: " * ", means this data is the worst emission level.

Note 2: Measure Level (dBμV/m) = Reading Level (dBμV) + Factor (dB/m).

Note 3: Factor (dB/m) = Cable Loss (dB) + Antenna Factor (dB/m) - Pre_Amplifier Gain (dB).

Note 4: Average measurement was not performed when peak measure level was lower than the average limit.

Site: SIP-AC1	Test Date: 2023-07-30
Limit: FCC_Part15.209_RSE(3m)	Engineer: Wayne Wang
Probe: BBHA 9170_00935_18-40GHz	Polarity: Vertical
EUT: Access Point	Power: AC 120V/60Hz
Test Mode: Transmit by 802.11b at 2462MHz	

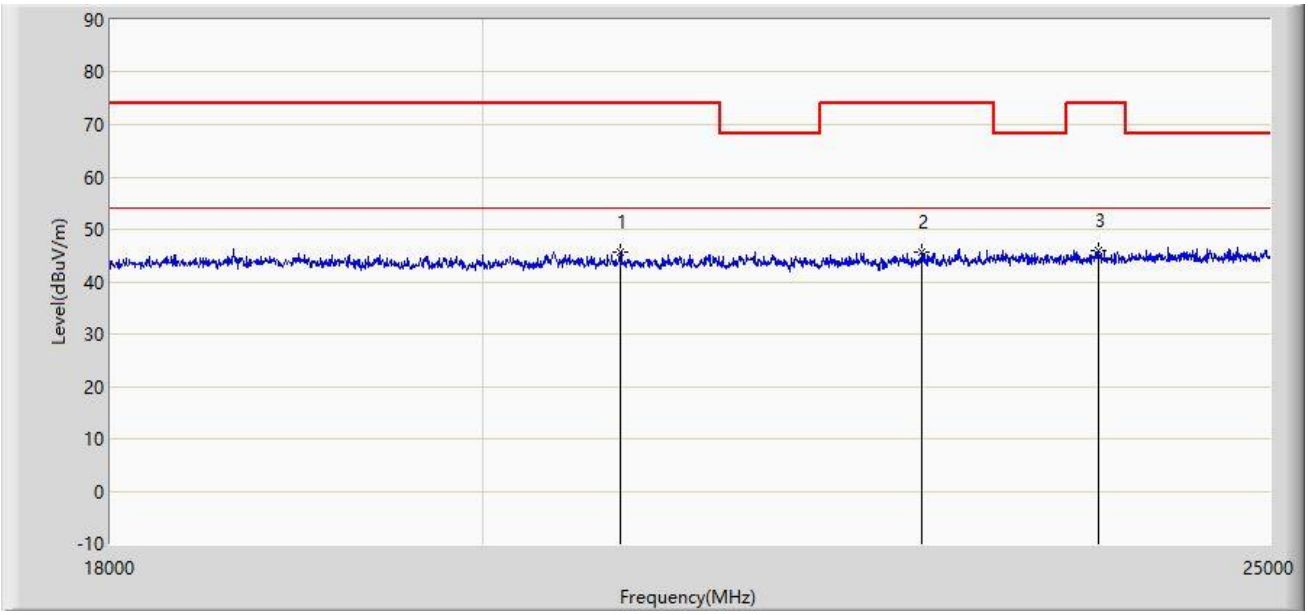

No	Mark	Frequency (MHz)	Measure Level (dBμV/m)	Reading Level (dBμV)	Margin (dB)	Limit (dBμV/m)	Factor (dB/m)	Type
1		20796.500	45.602	56.382	-28.398	74.000	-10.780	PK
2		22651.500	45.620	55.233	-28.380	74.000	-9.613	PK
3	*	23813.500	46.006	54.966	-27.994	74.000	-8.959	PK

Note 1: " * ", means this data is the worst emission level.

Note 2: Measure Level (dBμV/m) = Reading Level (dBμV) + Factor (dB/m).

Note 3: Factor (dB/m) = Cable Loss (dB) + Antenna Factor (dB/m) - Pre_Amplifier Gain (dB).

Note 4: Average measurement was not performed when peak measure level was lower than the average limit.

A.7 Radiated Restricted Band Edge Test Result

Radio 0 – Filter 1#:

Site: SIP-AC3	Test Date: 2023-07-04
Limit: FCC_2.4G_RE(3m)	Engineer: Mero Zhou
Probe: HF907_102861_1-18GHz	Polarity: Horizontal
EUT: Access Point	Power: AC 120V/60Hz
Test Mode: Transmit by 802.11b at 2412MHz	

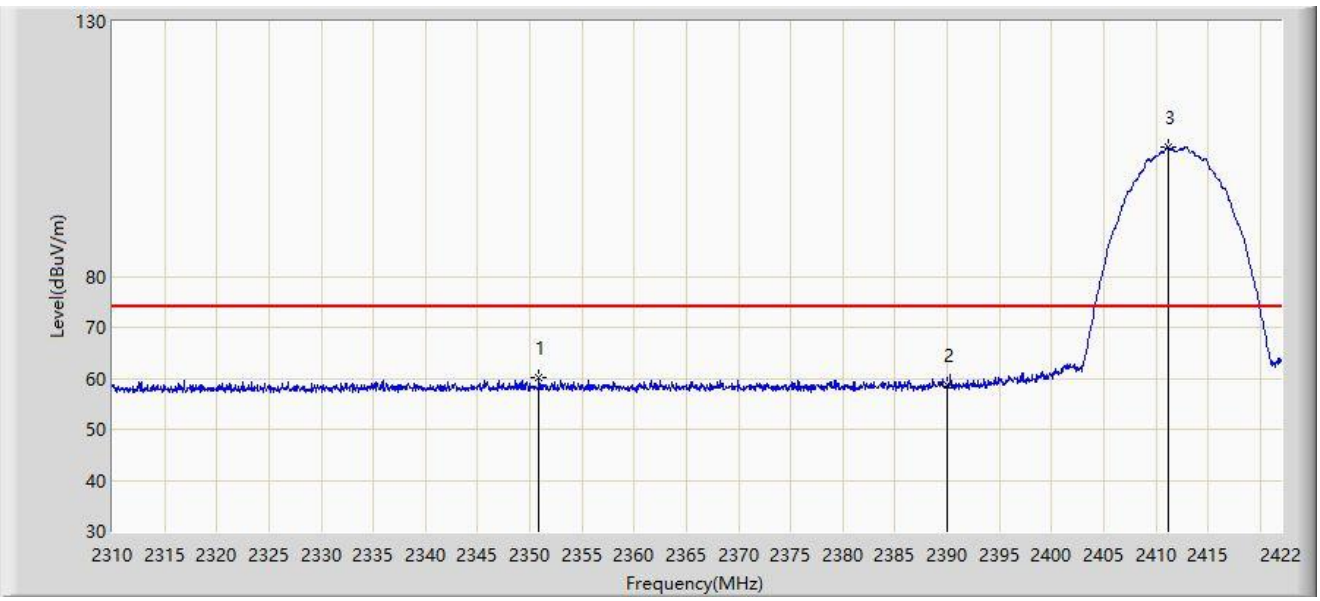

No	Mark	Frequency (MHz)	Measure Level (dBμV/m)	Reading Level (dBμV)	Margin (dB)	Limit (dBμV/m)	Factor (dB/m)	Type
1	*	2350.880	60.016	28.190	-13.984	74.000	31.826	PK
2		2390.000	58.587	26.658	-15.413	74.000	31.929	PK
3		2411.136	105.320	73.242	N/A	N/A	32.078	PK

Note 1: " * ", means this data is the worst emission level.

Note 2: Measure Level (dBμV/m) = Reading Level (dBμV) + Factor (dB/m).

Note 3: Factor (dB/m) = Cable Loss (dB) + Antenna Factor (dB/m).

Site: SIP-AC3	Test Date: 2023-07-04
Limit: FCC_2.4G_RE(3m)	Engineer: Mero Zhou
Probe: HF907_102861_1-18GHz	Polarity: Horizontal
EUT: Access Point	Power: AC 120V/60Hz
Test Mode: Transmit by 802.11b at 2412MHz	

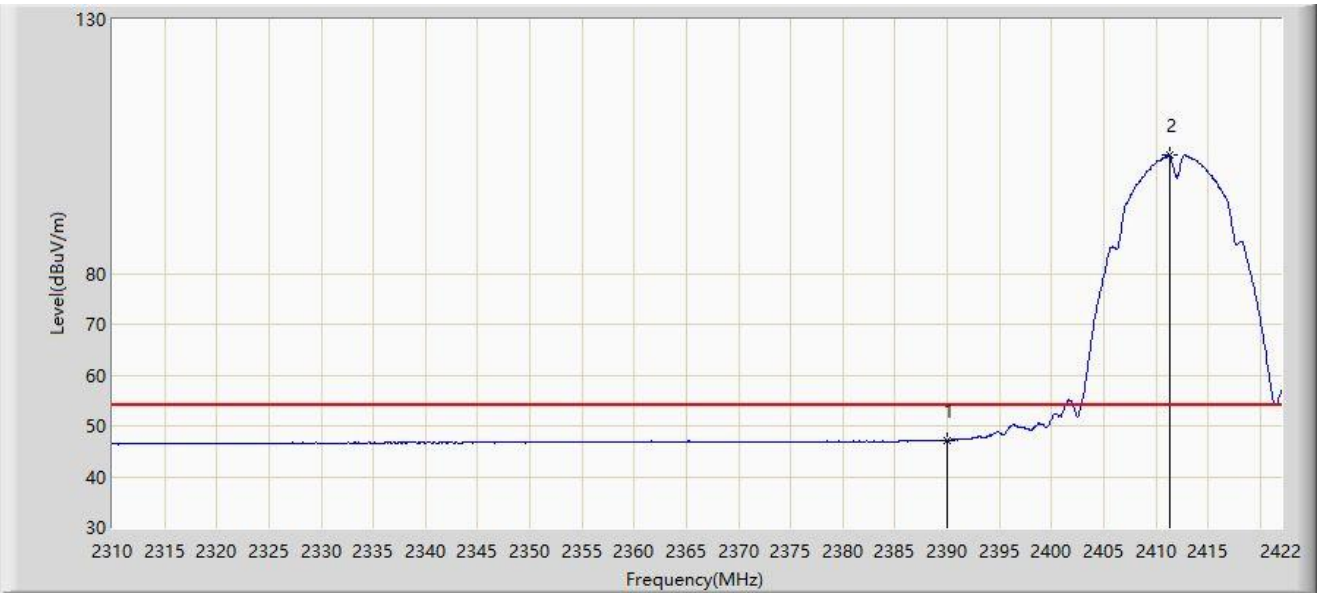

No	Mark	Frequency (MHz)	Measure Level (dBμV/m)	Reading Level (dBμV)	Margin (dB)	Limit (dBμV/m)	Factor (dB/m)	Type
1	*	2390.000	47.124	15.195	-6.876	54.000	31.929	AV
2		2411.304	103.226	71.148	N/A	N/A	32.078	AV

Note 1: " * ", means this data is the worst emission level.

Note 2: Measure Level (dBμV/m) = Reading Level (dBμV) + Factor (dB/m).

Note 3: Factor (dB/m) = Cable Loss (dB) + Antenna Factor (dB/m).

Site: SIP-AC3	Test Date: 2023-07-04
Limit: FCC_2.4G_RE(3m)	Engineer: Mero Zhou
Probe: HF907_102861_1-18GHz	Polarity: Vertical
EUT: Access Point	Power: AC 120V/60Hz
Test Mode: Transmit by 802.11b at 2412MHz	

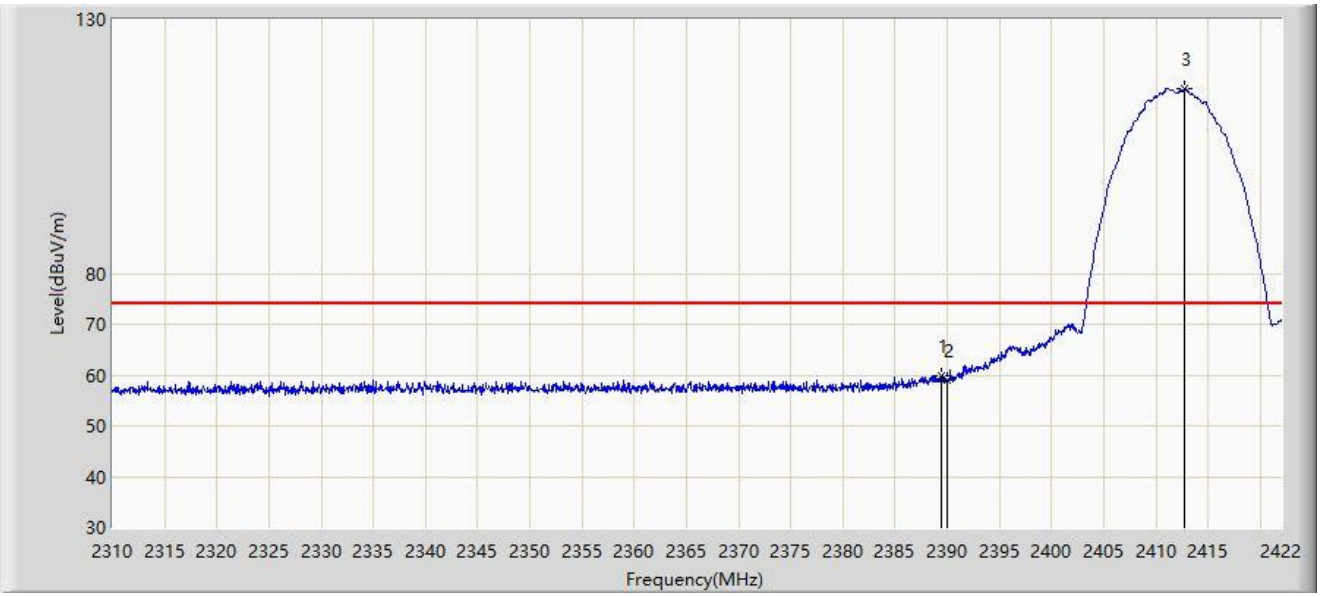

No	Mark	Frequency (MHz)	Measure Level (dBμV/m)	Reading Level (dBμV)	Margin (dB)	Limit (dBμV/m)	Factor (dB/m)	Type
1	*	2389.408	59.834	27.909	-14.166	74.000	31.925	PK
2		2390.000	58.909	26.980	-15.091	74.000	31.929	PK
3		2412.760	116.283	84.206	N/A	N/A	32.077	PK

Note 1: " * ", means this data is the worst emission level.

Note 2: Measure Level (dBμV/m) = Reading Level (dBμV) + Factor (dB/m).

Note 3: Factor (dB/m) = Cable Loss (dB) + Antenna Factor (dB/m).

Site: SIP-AC3	Test Date: 2023-07-04
Limit: FCC_2.4G_RE(3m)	Engineer: Mero Zhou
Probe: HF907_102861_1-18GHz	Polarity: Vertical
EUT: Access Point	Power: AC 120V/60Hz
Test Mode: Transmit by 802.11b at 2412MHz	

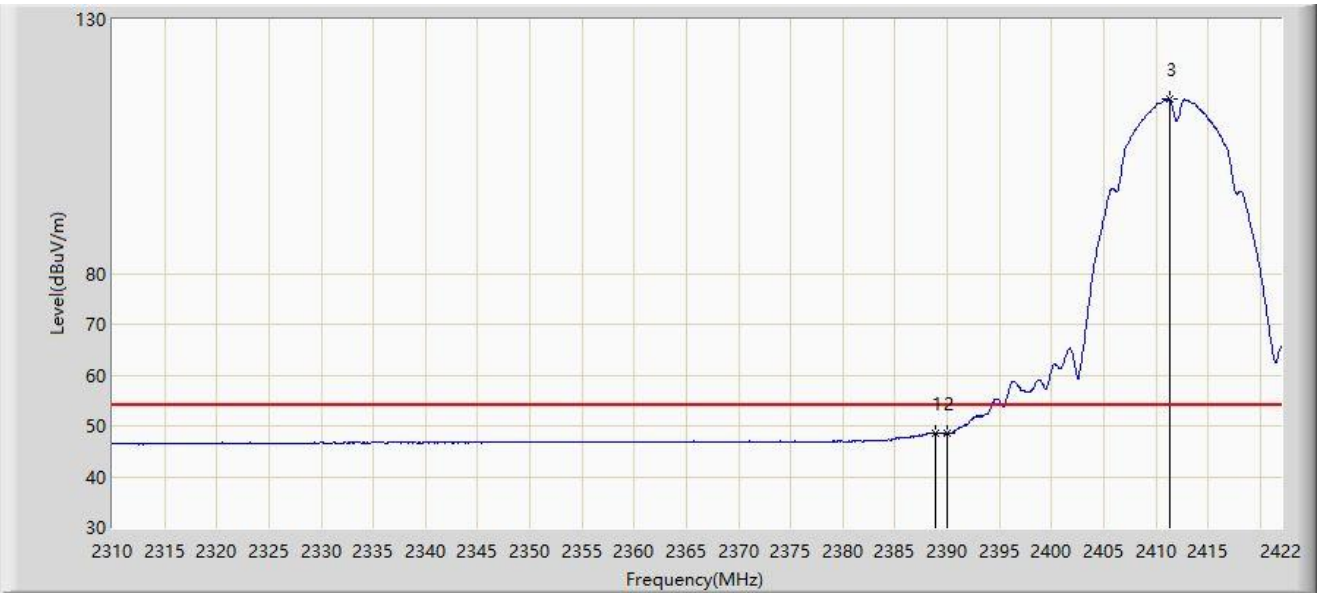

No	Mark	Frequency (MHz)	Measure Level (dBμV/m)	Reading Level (dBμV)	Margin (dB)	Limit (dBμV/m)	Factor (dB/m)	Type
1	*	2388.904	48.589	16.667	-5.411	54.000	31.923	AV
2		2390.000	48.509	16.580	-5.491	54.000	31.929	AV
3		2411.304	114.327	82.249	N/A	N/A	32.078	AV

Note 1: " * ", means this data is the worst emission level.

Note 2: Measure Level (dBμV/m) = Reading Level (dBμV) + Factor (dB/m).

Note 3: Factor (dB/m) = Cable Loss (dB) + Antenna Factor (dB/m).

Site: SIP-AC3	Test Date: 2023-07-04
Limit: FCC_2.4G_RE(3m)	Engineer: Mero Zhou
Probe: HF907_102861_1-18GHz	Polarity: Horizontal
EUT: Access Point	Power: AC 120V/60Hz
Test Mode: Transmit by 802.11b at 2462MHz	

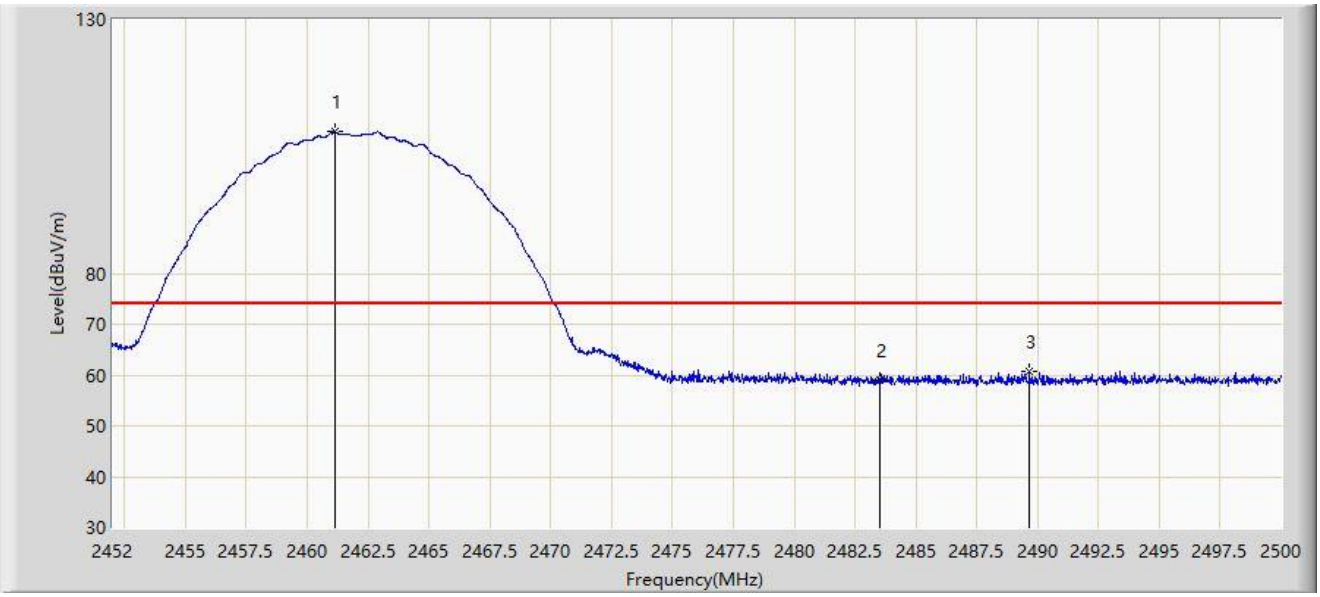

No	Mark	Frequency (MHz)	Measure Level (dBμV/m)	Reading Level (dBμV)	Margin (dB)	Limit (dBμV/m)	Factor (dB/m)	Type
1		2461.168	107.856	75.646	N/A	N/A	32.210	PK
2		2483.500	58.856	26.551	-15.144	74.000	32.305	PK
3	*	2489.680	60.807	28.471	-13.193	74.000	32.336	PK

Note 1: " * ", means this data is the worst emission level.

Note 2: Measure Level (dBμV/m) = Reading Level (dBμV) + Factor (dB/m).

Note 3: Factor (dB/m) = Cable Loss (dB) + Antenna Factor (dB/m).

Site: SIP-AC3	Test Date: 2023-07-04
Limit: FCC_2.4G_RE(3m)	Engineer: Mero Zhou
Probe: HF907_102861_1-18GHz	Polarity: Horizontal
EUT: Access Point	Power: AC 120V/60Hz
Test Mode: Transmit by 802.11b at 2462MHz	

No	Mark	Frequency (MHz)	Measure Level (dBμV/m)	Reading Level (dBμV)	Margin (dB)	Limit (dBμV/m)	Factor (dB/m)	Type
1		2461.312	105.813	73.602	N/A	N/A	32.211	AV
2	*	2483.500	47.763	15.458	-6.237	54.000	32.305	AV

Note 1: " * ", means this data is the worst emission level.

Note 2: Measure Level (dBμV/m) = Reading Level (dBμV) + Factor (dB/m).

Note 3: Factor (dB/m) = Cable Loss (dB) + Antenna Factor (dB/m).

Site: SIP-AC3	Test Date: 2023-07-04
Limit: FCC_2.4G_RE(3m)	Engineer: Mero Zhou
Probe: HF907_102861_1-18GHz	Polarity: Vertical
EUT: Access Point	Power: AC 120V/60Hz
Test Mode: Transmit by 802.11b at 2462MHz	

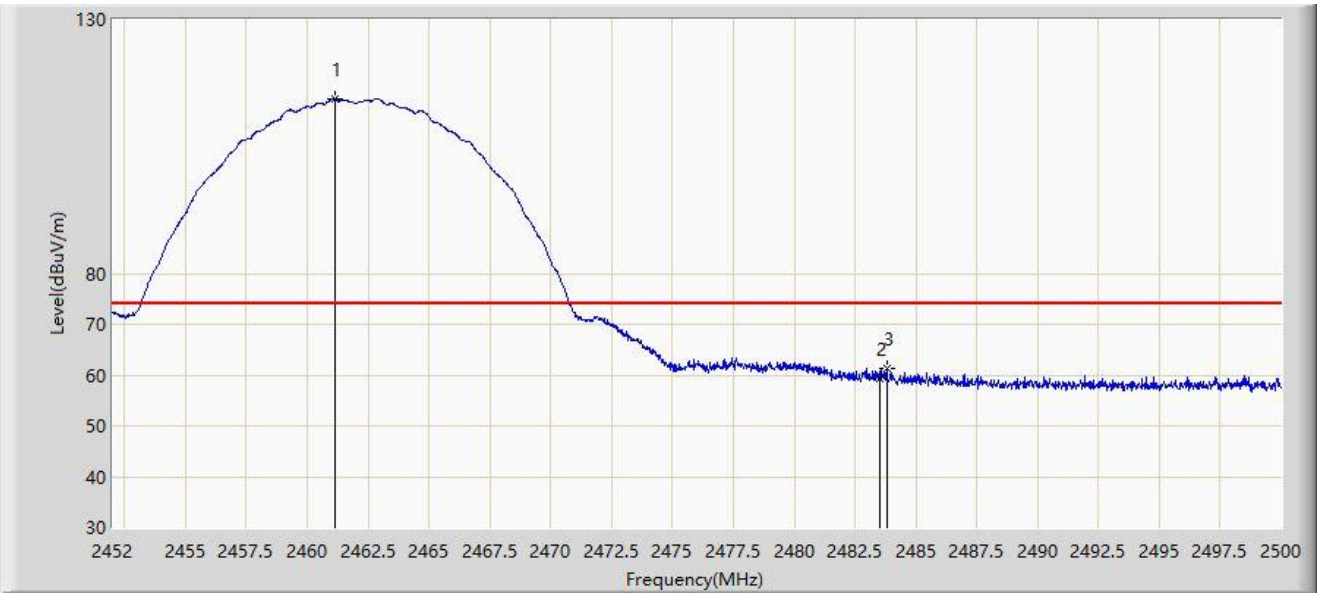

No	Mark	Frequency (MHz)	Measure Level (dBμV/m)	Reading Level (dBμV)	Margin (dB)	Limit (dBμV/m)	Factor (dB/m)	Type
1		2461.168	114.372	82.162	N/A	N/A	32.210	PK
2		2483.500	59.360	27.055	-14.640	74.000	32.305	PK
3	*	2483.800	61.259	28.952	-12.741	74.000	32.307	PK

Note 1: " * ", means this data is the worst emission level.

Note 2: Measure Level (dBμV/m) = Reading Level (dBμV) + Factor (dB/m).

Note 3: Factor (dB/m) = Cable Loss (dB) + Antenna Factor (dB/m).

Site: SIP-AC3	Test Date: 2023-07-04
Limit: FCC_2.4G_RE(3m)	Engineer: Mero Zhou
Probe: HF907_102861_1-18GHz	Polarity: Vertical
EUT: Access Point	Power: AC 120V/60Hz
Test Mode: Transmit by 802.11b at 2462MHz	

No	Mark	Frequency (MHz)	Measure Level (dBμV/m)	Reading Level (dBμV)	Margin (dB)	Limit (dBμV/m)	Factor (dB/m)	Type
1		2461.240	112.488	80.278	N/A	N/A	32.210	AV
2	*	2483.500	49.396	17.091	-4.604	54.000	32.305	AV

Note 1: " * ", means this data is the worst emission level.

Note 2: Measure Level (dBμV/m) = Reading Level (dBμV) + Factor (dB/m).

Note 3: Factor (dB/m) = Cable Loss (dB) + Antenna Factor (dB/m).

Site: SIP-AC3	Test Date: 2023-07-04
Limit: FCC_2.4G_RE(3m)	Engineer: Mero Zhou
Probe: HF907_102861_1-18GHz	Polarity: Horizontal
EUT: Access Point	Power: AC 120V/60Hz
Test Mode: Transmit by 802.11g at 2412MHz	

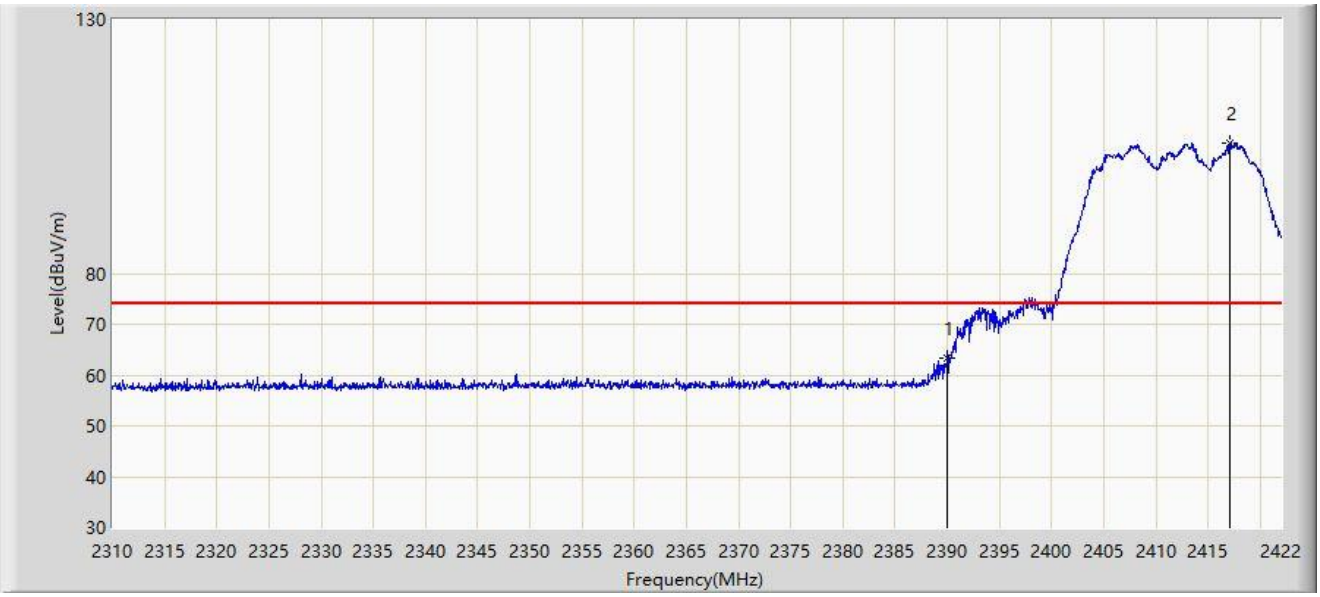

No	Mark	Frequency (MHz)	Measure Level (dBμV/m)	Reading Level (dBμV)	Margin (dB)	Limit (dBμV/m)	Factor (dB/m)	Type
1	*	2390.000	63.395	31.466	-10.605	74.000	31.929	PK
2		2417.128	105.686	73.613	N/A	N/A	32.074	PK

Note 1: " * ", means this data is the worst emission level.

Note 2: Measure Level (dBμV/m) = Reading Level (dBμV) + Factor (dB/m).

Note 3: Factor (dB/m) = Cable Loss (dB) + Antenna Factor (dB/m).

Site: SIP-AC3	Test Date: 2023-07-04
Limit: FCC_2.4G_RE(3m)	Engineer: Mero Zhou
Probe: HF907_102861_1-18GHz	Polarity: Horizontal
EUT: Access Point	Power: AC 120V/60Hz
Test Mode: Transmit by 802.11g at 2412MHz	

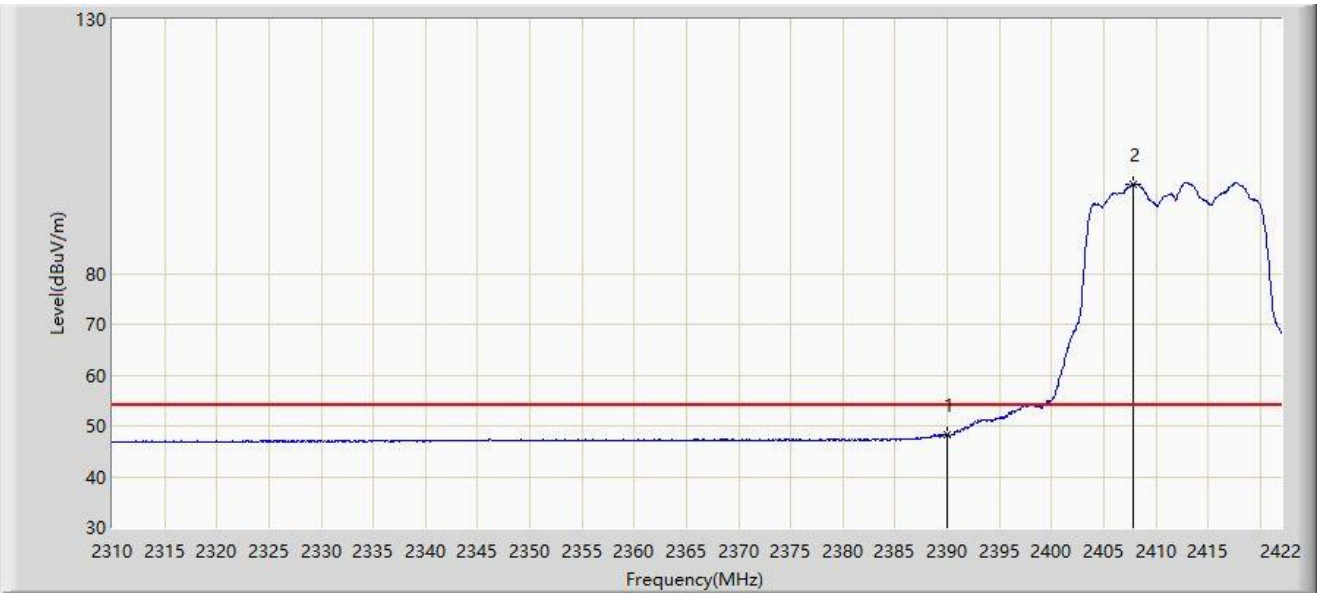

No	Mark	Frequency (MHz)	Measure Level (dBμV/m)	Reading Level (dBμV)	Margin (dB)	Limit (dBμV/m)	Factor (dB/m)	Type
1	*	2390.000	48.170	16.241	-5.830	54.000	31.929	AV
2		2407.832	97.579	65.524	N/A	N/A	32.055	AV

Note 1: " * ", means this data is the worst emission level.

Note 2: Measure Level (dBμV/m) = Reading Level (dBμV) + Factor (dB/m).

Note 3: Factor (dB/m) = Cable Loss (dB) + Antenna Factor (dB/m).

Site: SIP-AC3	Test Date: 2023-07-04
Limit: FCC_2.4G_RE(3m)	Engineer: Mero Zhou
Probe: HF907_102861_1-18GHz	Polarity: Vertical
EUT: Access Point	Power: AC 120V/60Hz
Test Mode: Transmit by 802.11g at 2412MHz	

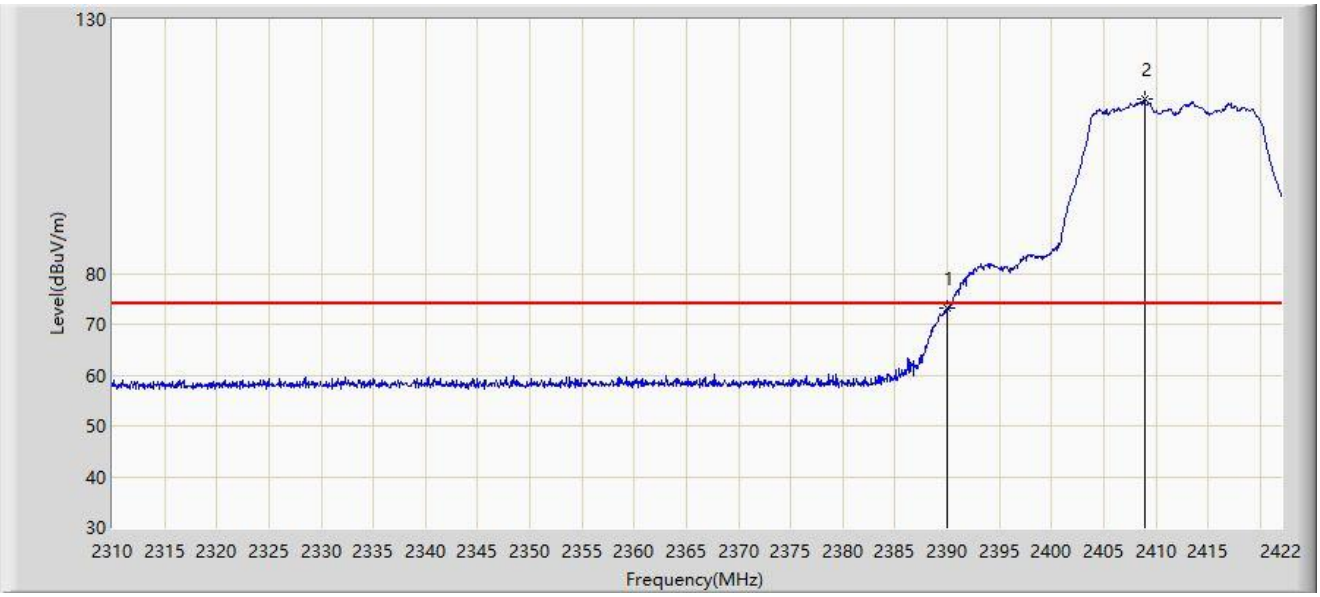

No	Mark	Frequency (MHz)	Measure Level (dBμV/m)	Reading Level (dBμV)	Margin (dB)	Limit (dBμV/m)	Factor (dB/m)	Type
1	*	2390.000	73.044	41.115	-0.956	74.000	31.929	PK
2		2408.896	114.379	82.316	N/A	N/A	32.063	PK

Note 1: " * ", means this data is the worst emission level.

Note 2: Measure Level (dBμV/m) = Reading Level (dBμV) + Factor (dB/m).

Note 3: Factor (dB/m) = Cable Loss (dB) + Antenna Factor (dB/m).

Site: SIP-AC3	Test Date: 2023-07-04
Limit: FCC_2.4G_RE(3m)	Engineer: Mero Zhou
Probe: HF907_102861_1-18GHz	Polarity: Vertical
EUT: Access Point	Power: AC 120V/60Hz
Test Mode: Transmit by 802.11g at 2412MHz	

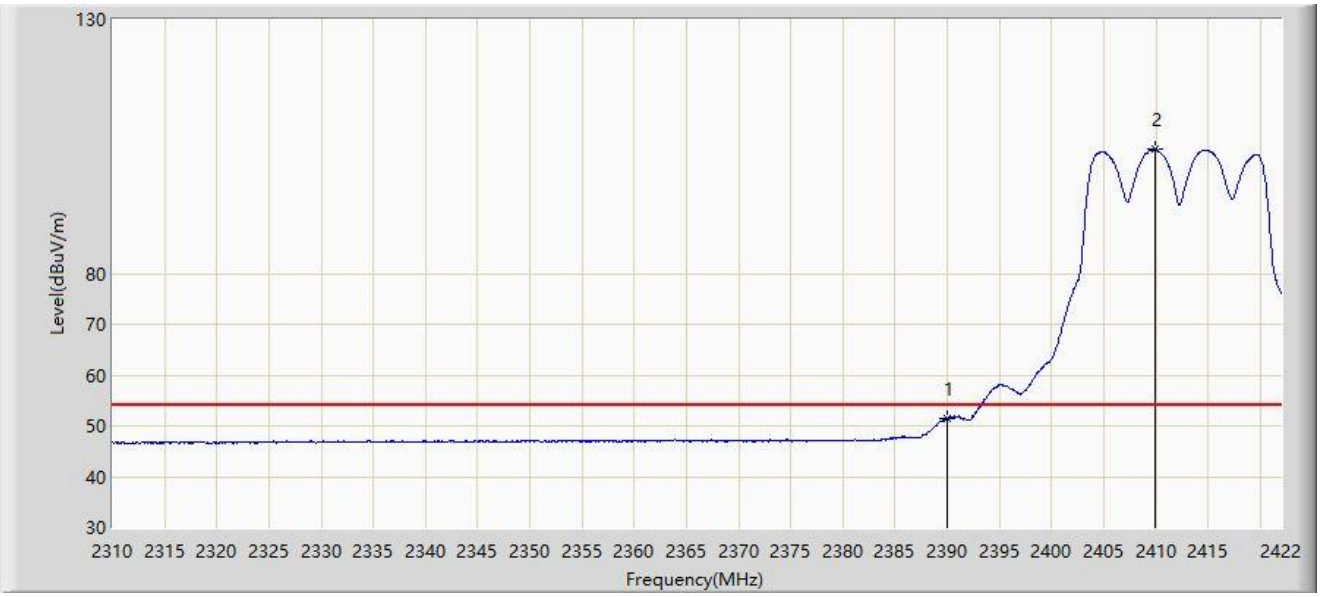

No	Mark	Frequency (MHz)	Measure Level (dBμV/m)	Reading Level (dBμV)	Margin (dB)	Limit (dBμV/m)	Factor (dB/m)	Type
1	*	2390.000	51.535	19.606	-2.465	54.000	31.929	AV
2		2409.904	104.394	72.324	N/A	N/A	32.070	AV

Note 1: " * ", means this data is the worst emission level.

Note 2: Measure Level (dBμV/m) = Reading Level (dBμV) + Factor (dB/m).

Note 3: Factor (dB/m) = Cable Loss (dB) + Antenna Factor (dB/m).

Site: SIP-AC3	Test Date: 2023-07-04
Limit: FCC_2.4G_RE(3m)	Engineer: Mero Zhou
Probe: HF907_102861_1-18GHz	Polarity: Horizontal
EUT: Access Point	Power: AC 120V/60Hz
Test Mode: Transmit by 802.11g at 2462MHz	

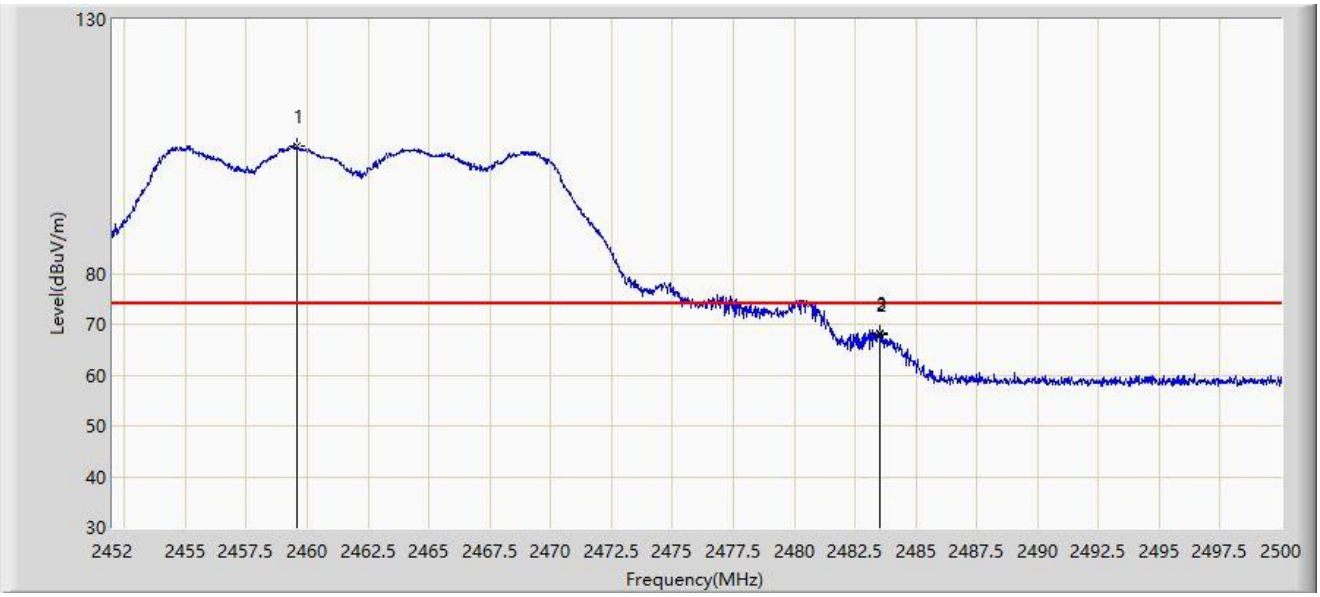

No	Mark	Frequency (MHz)	Measure Level (dBμV/m)	Reading Level (dBμV)	Margin (dB)	Limit (dBμV/m)	Factor (dB/m)	Type
1		2459.608	105.015	72.815	N/A	N/A	32.200	PK
2		2483.500	67.896	35.591	-6.104	74.000	32.305	PK
3	*	2483.536	68.168	35.863	-5.832	74.000	32.305	PK

Note 1: " * ", means this data is the worst emission level.

Note 2: Measure Level (dBμV/m) = Reading Level (dBμV) + Factor (dB/m).

Note 3: Factor (dB/m) = Cable Loss (dB) + Antenna Factor (dB/m).

Site: SIP-AC3	Test Date: 2023-07-04
Limit: FCC_2.4G_RE(3m)	Engineer: Mero Zhou
Probe: HF907_102861_1-18GHz	Polarity: Horizontal
EUT: Access Point	Power: AC 120V/60Hz
Test Mode: Transmit by 802.11g at 2462MHz	

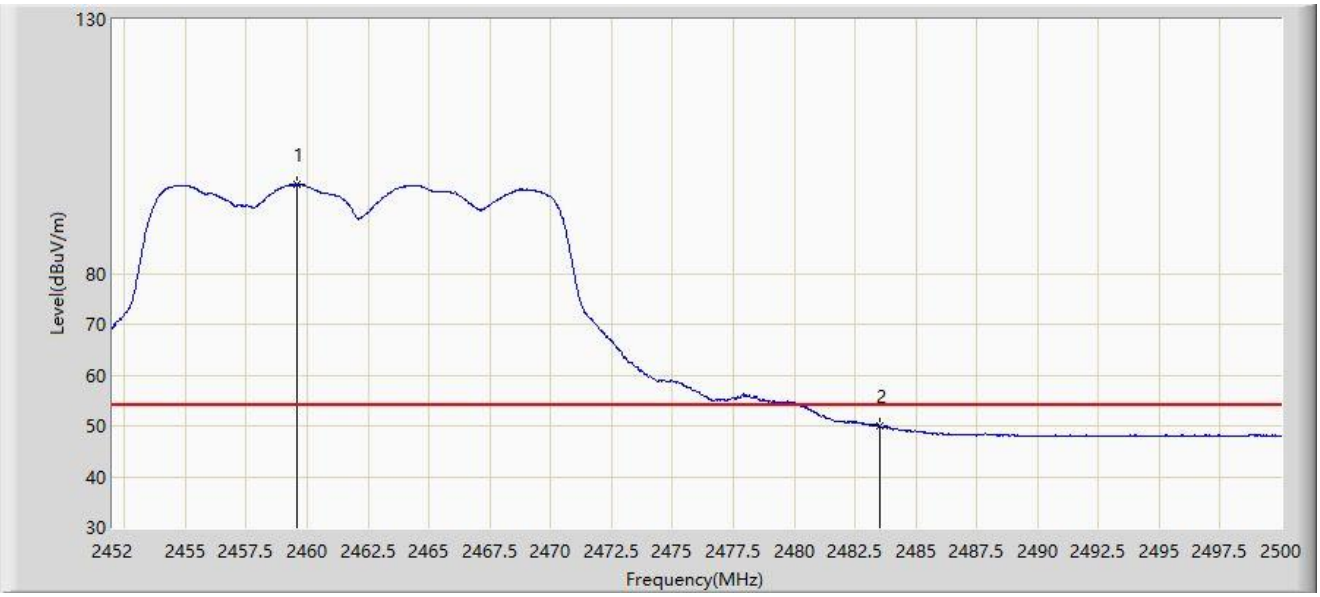

No	Mark	Frequency (MHz)	Measure Level (dBμV/m)	Reading Level (dBμV)	Margin (dB)	Limit (dBμV/m)	Factor (dB/m)	Type
1		2459.584	97.392	65.192	N/A	N/A	32.200	AV
2	*	2483.500	49.936	17.631	-4.064	54.000	32.305	AV

Note 1: " * ", means this data is the worst emission level.

Note 2: Measure Level (dBμV/m) = Reading Level (dBμV) + Factor (dB/m).

Note 3: Factor (dB/m) = Cable Loss (dB) + Antenna Factor (dB/m).

Site: SIP-AC3	Test Date: 2023-07-04
Limit: FCC_2.4G_RE(3m)	Engineer: Mero Zhou
Probe: HF907_102861_1-18GHz	Polarity: Vertical
EUT: Access Point	Power: AC 120V/60Hz
Test Mode: Transmit by 802.11g at 2462MHz	

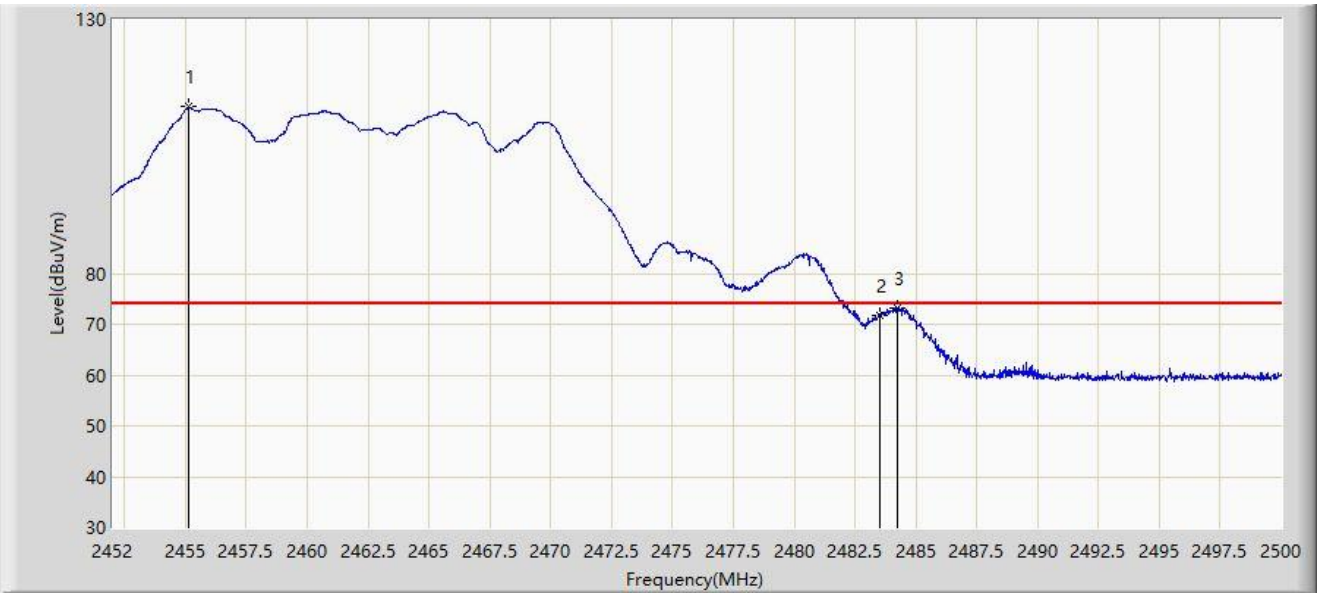

No	Mark	Frequency (MHz)	Measure Level (dBμV/m)	Reading Level (dBμV)	Margin (dB)	Limit (dBμV/m)	Factor (dB/m)	Type
1		2455.144	112.766	80.594	N/A	N/A	32.172	PK
2		2483.500	71.824	39.519	-2.176	74.000	32.305	PK
3	*	2484.256	73.331	41.022	-0.669	74.000	32.309	PK

Note 1: " * ", means this data is the worst emission level.

Note 2: Measure Level (dBμV/m) = Reading Level (dBμV) + Factor (dB/m).

Note 3: Factor (dB/m) = Cable Loss (dB) + Antenna Factor (dB/m).

Site: SIP-AC3	Test Date: 2023-07-04
Limit: FCC_2.4G_RE(3m)	Engineer: Mero Zhou
Probe: HF907_102861_1-18GHz	Polarity: Vertical
EUT: Access Point	Power: AC 120V/60Hz
Test Mode: Transmit by 802.11g at 2462MHz	

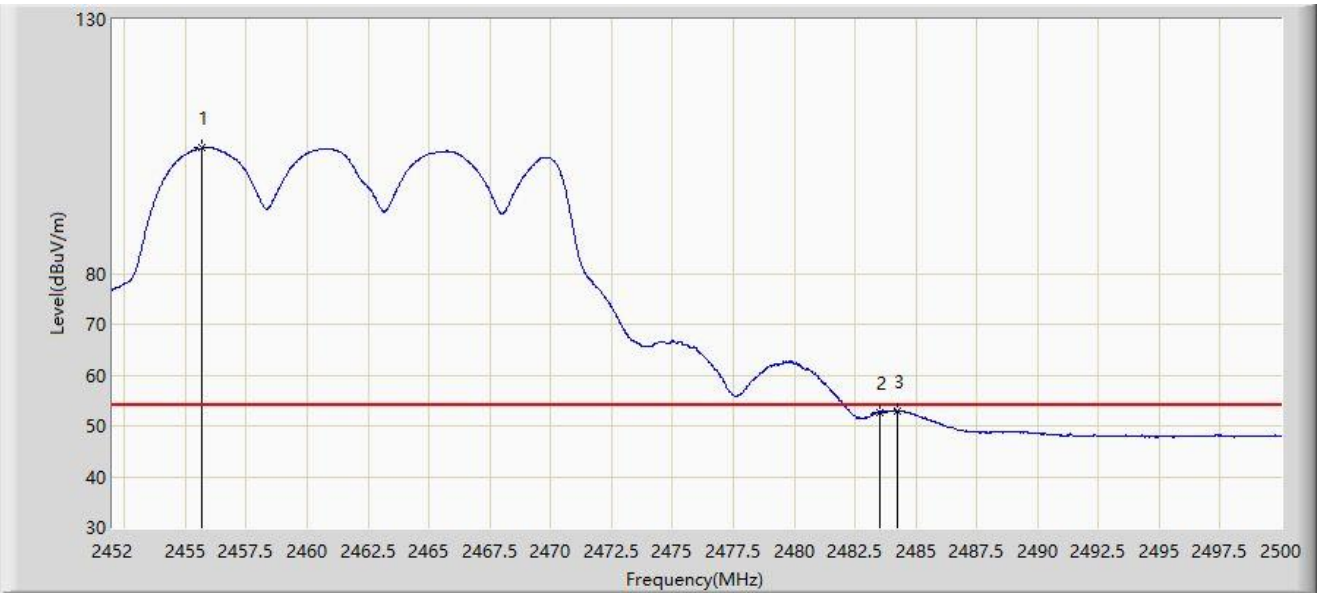

No	Mark	Frequency (MHz)	Measure Level (dBμV/m)	Reading Level (dBμV)	Margin (dB)	Limit (dBμV/m)	Factor (dB/m)	Type
1		2455.696	104.719	72.543	N/A	N/A	32.176	AV
2		2483.500	52.743	20.438	-1.257	54.000	32.305	AV
3	*	2484.232	52.962	20.653	-1.038	54.000	32.309	AV

Note 1: " * ", means this data is the worst emission level.

Note 2: Measure Level (dBμV/m) = Reading Level (dBμV) + Factor (dB/m).

Note 3: Factor (dB/m) = Cable Loss (dB) + Antenna Factor (dB/m).

Site: SIP-AC3	Test Date: 2023-07-04
Limit: FCC_2.4G_RE(3m)	Engineer: Mero Zhou
Probe: HF907_102861_1-18GHz	Polarity: Horizontal
EUT: Access Point	Power: AC 120V/60Hz
Test Mode: Transmit by 802.11n-HT20 at 2412MHz	

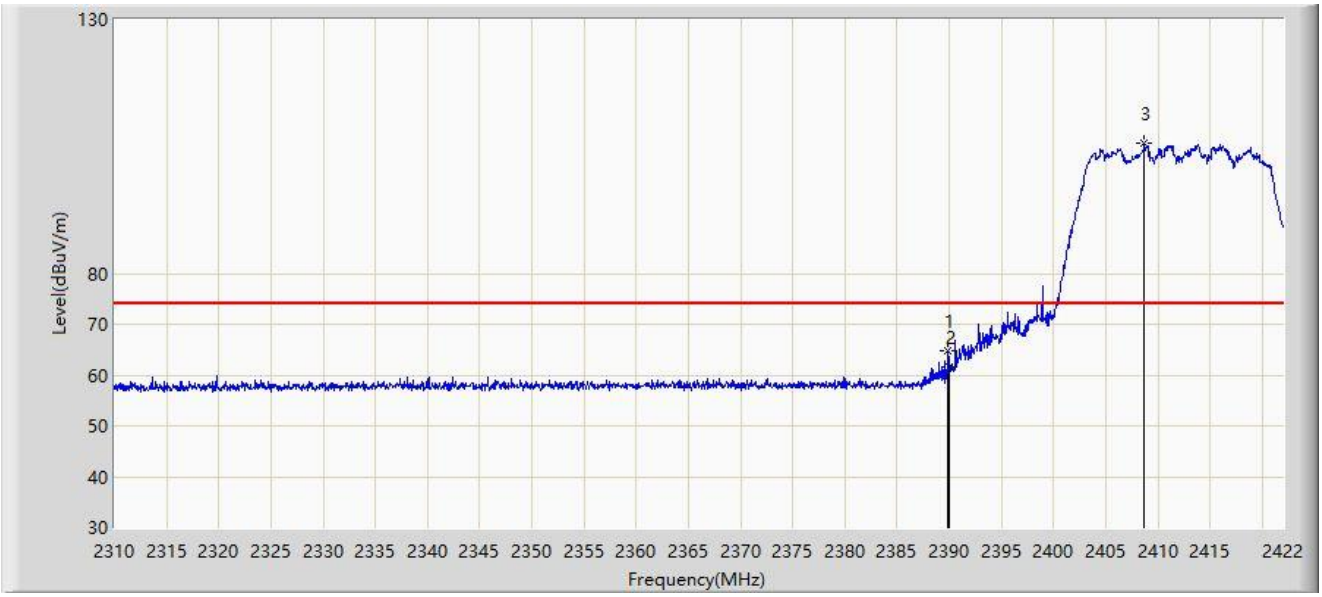

No	Mark	Frequency (MHz)	Measure Level (dBµV/m)	Reading Level (dBµV)	Margin (dB)	Limit (dBµV/m)	Factor (dB/m)	Type
1	*	2389.856	64.846	32.918	-9.154	74.000	31.928	PK
2		2390.000	61.678	29.749	-12.322	74.000	31.929	PK
3		2408.728	105.598	73.536	N/A	N/A	32.061	PK

Note 1: " * ", means this data is the worst emission level.

Note 2: Measure Level (dBµV/m) = Reading Level (dBµV) + Factor (dB/m).

Note 3: Factor (dB/m) = Cable Loss (dB) + Antenna Factor (dB/m).

Site: SIP-AC3	Test Date: 2023-07-04
Limit: FCC_2.4G_RE(3m)	Engineer: Mero Zhou
Probe: HF907_102861_1-18GHz	Polarity: Horizontal
EUT: Access Point	Power: AC 120V/60Hz
Test Mode: Transmit by 802.11n-HT20 at 2412MHz	

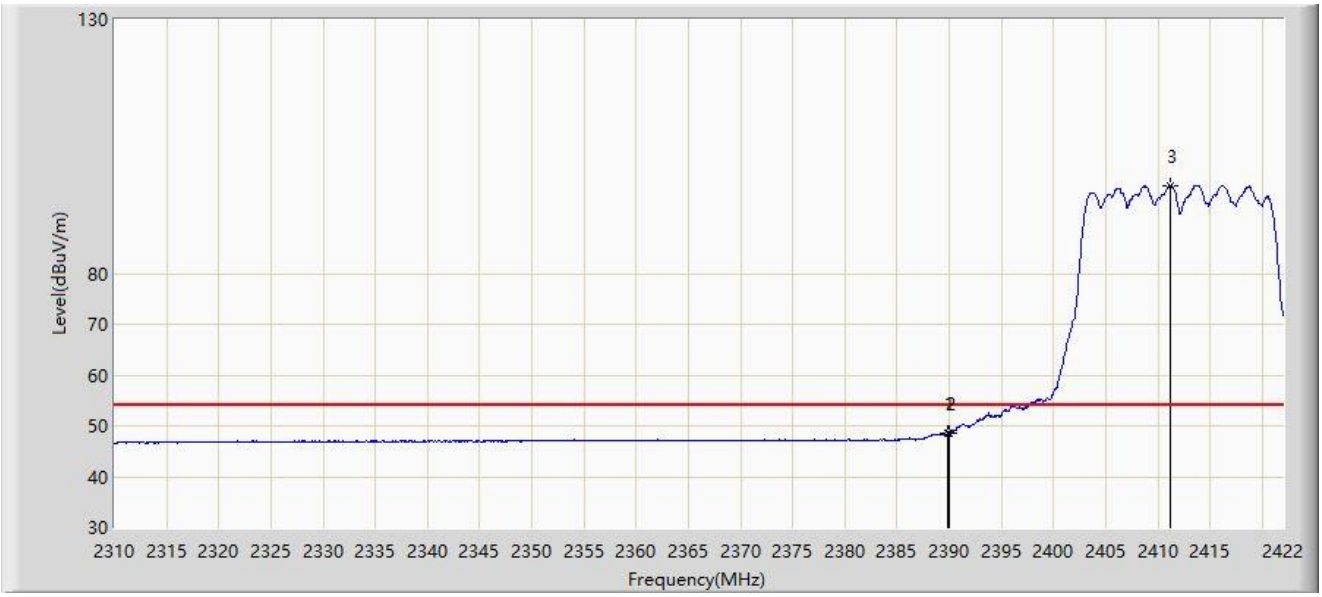

No	Mark	Frequency (MHz)	Measure Level (dBμV/m)	Reading Level (dBμV)	Margin (dB)	Limit (dBμV/m)	Factor (dB/m)	Type
1	*	2389.912	48.594	16.666	-5.406	54.000	31.928	AV
2		2390.000	48.458	16.529	-5.542	54.000	31.929	AV
3		2411.192	97.246	65.168	N/A	N/A	32.078	AV

Note 1: " * ", means this data is the worst emission level.

Note 2: Measure Level (dBμV/m) = Reading Level (dBμV) + Factor (dB/m).

Note 3: Factor (dB/m) = Cable Loss (dB) + Antenna Factor (dB/m).

Site: SIP-AC3	Test Date: 2023-07-04
Limit: FCC_2.4G_RE(3m)	Engineer: Mero Zhou
Probe: HF907_102861_1-18GHz	Polarity: Vertical
EUT: Access Point	Power: AC 120V/60Hz
Test Mode: Transmit by 802.11n-HT20 at 2412MHz	

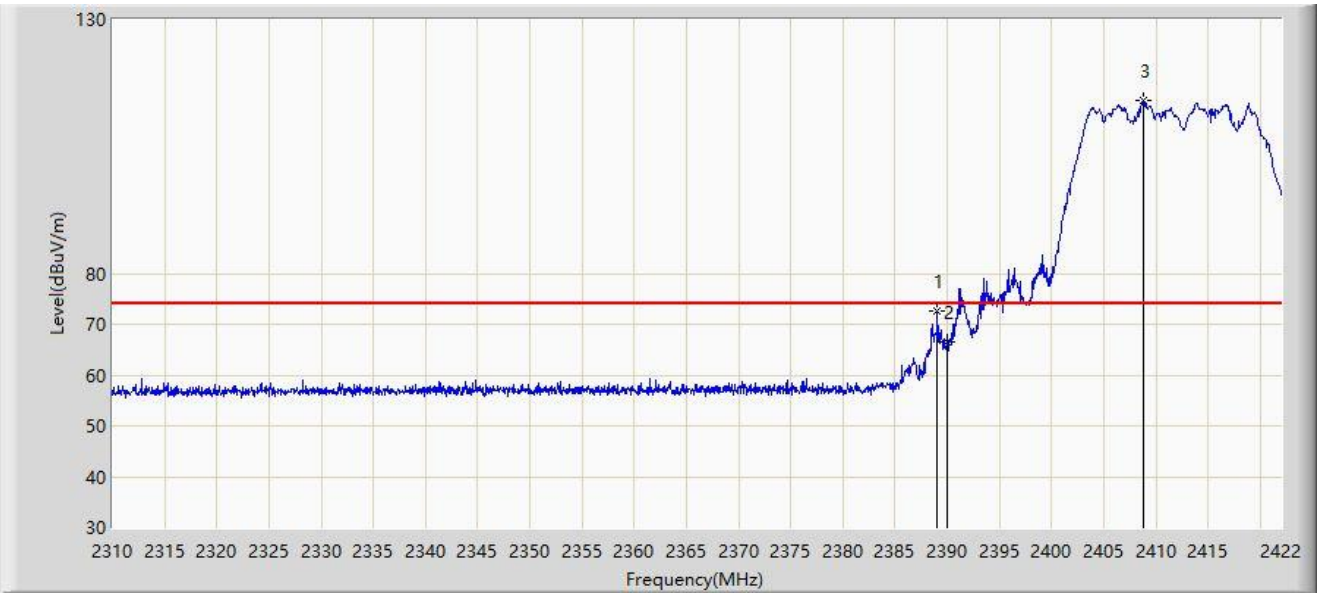

No	Mark	Frequency (MHz)	Measure Level (dBμV/m)	Reading Level (dBμV)	Margin (dB)	Limit (dBμV/m)	Factor (dB/m)	Type
1	*	2389.016	72.485	40.562	-1.515	74.000	31.923	PK
2		2390.000	66.636	34.707	-7.364	74.000	31.929	PK
3		2408.840	114.175	82.113	N/A	N/A	32.063	PK

Note 1: " * ", means this data is the worst emission level.

Note 2: Measure Level (dBμV/m) = Reading Level (dBμV) + Factor (dB/m).

Note 3: Factor (dB/m) = Cable Loss (dB) + Antenna Factor (dB/m).

Site: SIP-AC3	Test Date: 2023-07-04
Limit: FCC_2.4G_RE(3m)	Engineer: Mero Zhou
Probe: HF907_102861_1-18GHz	Polarity: Vertical
EUT: Access Point	Power: AC 120V/60Hz
Test Mode: Transmit by 802.11n-HT20 at 2412MHz	

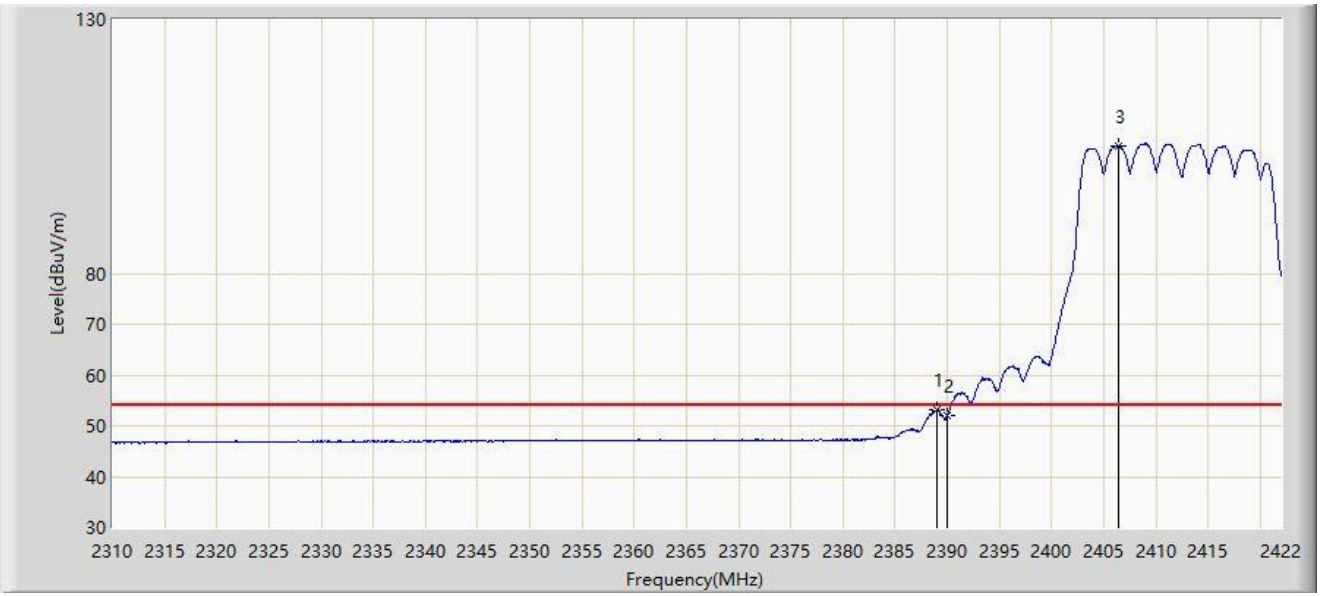

No	Mark	Frequency (MHz)	Measure Level (dBμV/m)	Reading Level (dBμV)	Margin (dB)	Limit (dBμV/m)	Factor (dB/m)	Type
1	*	2388.960	53.100	21.177	-0.900	54.000	31.923	AV
2		2390.000	52.052	20.123	-1.948	54.000	31.929	AV
3		2406.432	105.139	73.094	N/A	N/A	32.045	AV

Note 1: " * ", means this data is the worst emission level.

Note 2: Measure Level (dBμV/m) = Reading Level (dBμV) + Factor (dB/m).

Note 3: Factor (dB/m) = Cable Loss (dB) + Antenna Factor (dB/m).

Site: SIP-AC3	Test Date: 2023-07-04
Limit: FCC_2.4G_RE(3m)	Engineer: Mero Zhou
Probe: HF907_102861_1-18GHz	Polarity: Horizontal
EUT: Access Point	Power: AC 120V/60Hz
Test Mode: Transmit by 802.11n-HT20 at 2462MHz	

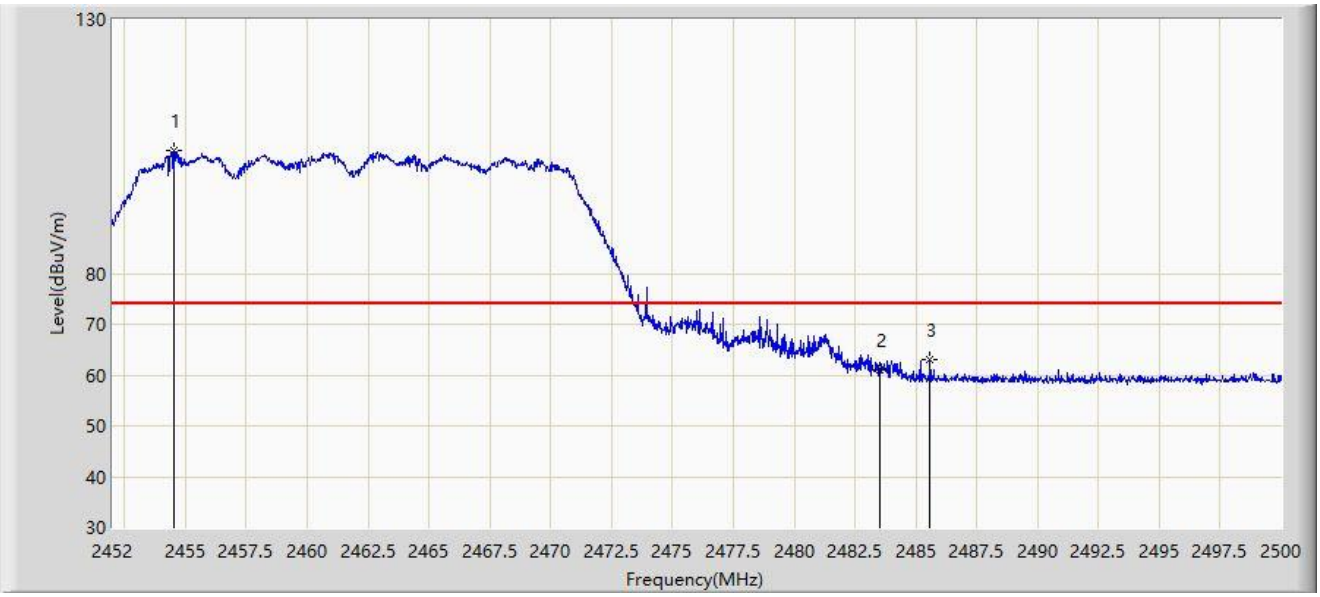

No	Mark	Frequency (MHz)	Measure Level (dBμV/m)	Reading Level (dBμV)	Margin (dB)	Limit (dBμV/m)	Factor (dB/m)	Type
1		2454.520	104.153	71.985	N/A	N/A	32.168	PK
2		2483.500	61.046	28.741	-12.954	74.000	32.305	PK
3	*	2485.576	63.109	30.793	-10.891	74.000	32.316	PK

Note 1: " * ", means this data is the worst emission level.

Note 2: Measure Level (dBμV/m) = Reading Level (dBμV) + Factor (dB/m).

Note 3: Factor (dB/m) = Cable Loss (dB) + Antenna Factor (dB/m).

Site: SIP-AC3	Test Date: 2023-07-04
Limit: FCC_2.4G_RE(3m)	Engineer: Mero Zhou
Probe: HF907_102861_1-18GHz	Polarity: Horizontal
EUT: Access Point	Power: AC 120V/60Hz
Test Mode: Transmit by 802.11n-HT20 at 2462MHz	

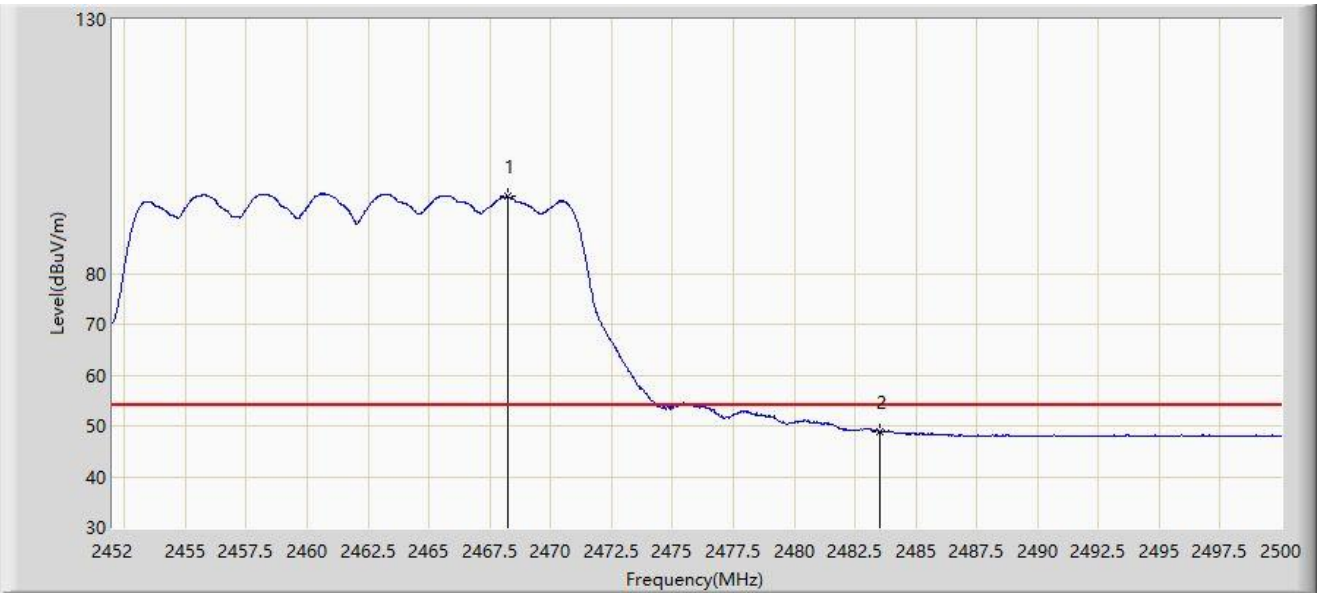

No	Mark	Frequency (MHz)	Measure Level (dBμV/m)	Reading Level (dBμV)	Margin (dB)	Limit (dBμV/m)	Factor (dB/m)	Type
1		2468.248	95.121	62.881	N/A	N/A	32.240	AV
2	*	2483.500	48.878	16.573	-5.122	54.000	32.305	AV

Note 1: " * ", means this data is the worst emission level.

Note 2: Measure Level (dBμV/m) = Reading Level (dBμV) + Factor (dB/m).

Note 3: Factor (dB/m) = Cable Loss (dB) + Antenna Factor (dB/m).

Site: SIP-AC3	Test Date: 2023-07-04
Limit: FCC_2.4G_RE(3m)	Engineer: Mero Zhou
Probe: HF907_102861_1-18GHz	Polarity: Vertical
EUT: Access Point	Power: AC 120V/60Hz
Test Mode: Transmit by 802.11n-HT20 at 2462MHz	

No	Mark	Frequency (MHz)	Measure Level (dBμV/m)	Reading Level (dBμV)	Margin (dB)	Limit (dBμV/m)	Factor (dB/m)	Type
1		2454.496	111.236	79.068	N/A	N/A	32.168	PK
2		2483.500	70.211	37.906	-3.789	74.000	32.305	PK
3	*	2483.800	72.094	39.787	-1.906	74.000	32.307	PK

Note 1: " * ", means this data is the worst emission level.

Note 2: Measure Level (dBμV/m) = Reading Level (dBμV) + Factor (dB/m).

Note 3: Factor (dB/m) = Cable Loss (dB) + Antenna Factor (dB/m).

Site: SIP-AC3	Test Date: 2023-07-04
Limit: FCC_2.4G_RE(3m)	Engineer: Mero Zhou
Probe: HF907_102861_1-18GHz	Polarity: Vertical
EUT: Access Point	Power: AC 120V/60Hz
Test Mode: Transmit by 802.11n-HT20 at 2462MHz	

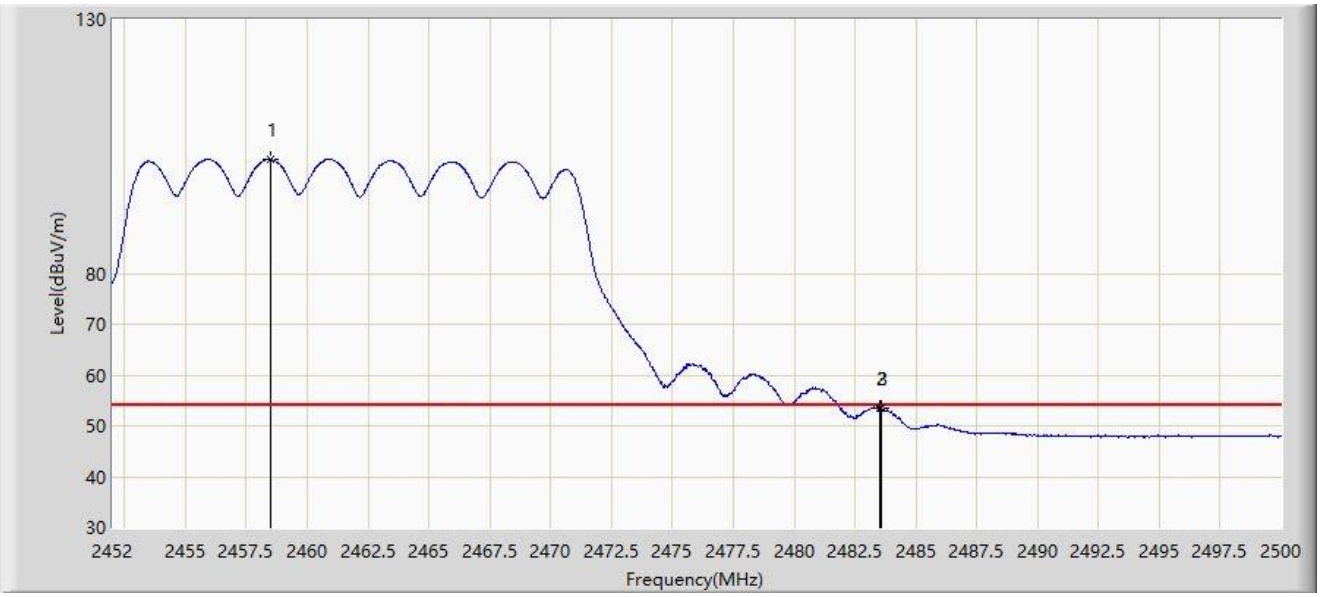

No	Mark	Frequency (MHz)	Measure Level (dBμV/m)	Reading Level (dBμV)	Margin (dB)	Limit (dBμV/m)	Factor (dB/m)	Type
1		2458.480	102.483	70.290	N/A	N/A	32.193	AV
2		2483.500	53.408	21.103	-0.592	54.000	32.305	AV
3	*	2483.608	53.498	21.192	-0.502	54.000	32.305	AV

Note 1: " * ", means this data is the worst emission level.

Note 2: Measure Level (dBμV/m) = Reading Level (dBμV) + Factor (dB/m).

Note 3: Factor (dB/m) = Cable Loss (dB) + Antenna Factor (dB/m).

Site: SIP-AC3	Test Date: 2023-07-04
Limit: FCC_2.4G_RE(3m)	Engineer: Mero Zhou
Probe: HF907_102861_1-18GHz	Polarity: Horizontal
EUT: Access Point	Power: AC 120V/60Hz
Test Mode: Transmit by 802.11n-HT40 at 2422MHz	

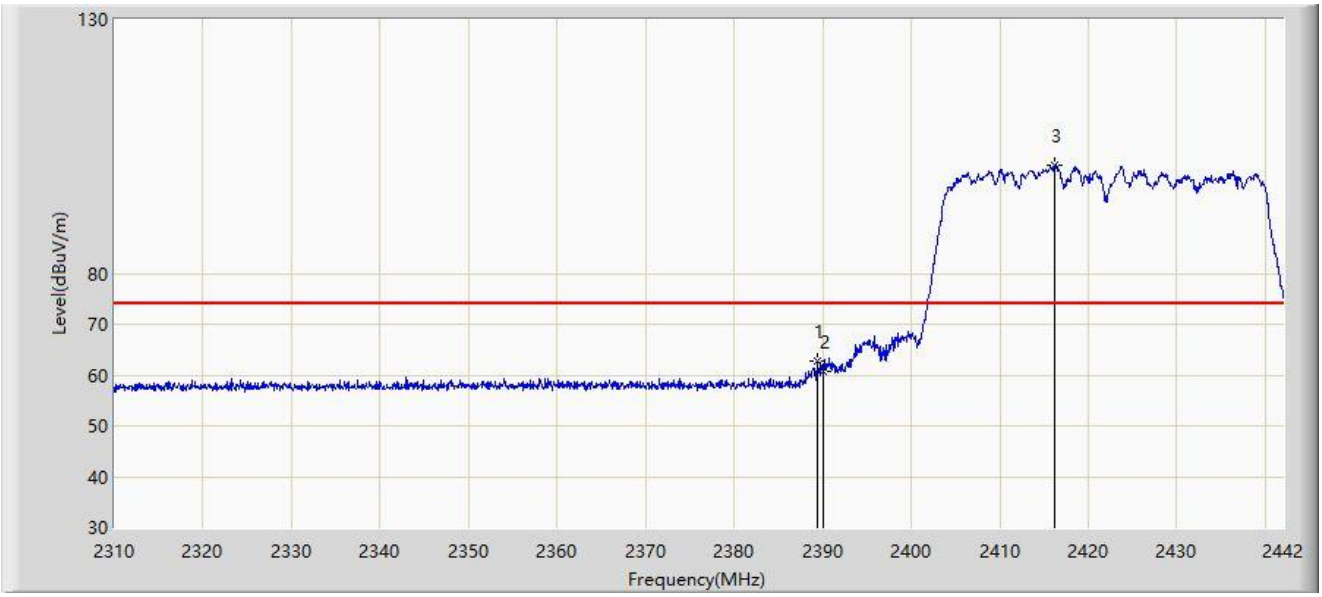

No	Mark	Frequency (MHz)	Measure Level (dBμV/m)	Reading Level (dBμV)	Margin (dB)	Limit (dBμV/m)	Factor (dB/m)	Type
1	*	2389.464	62.810	30.884	-11.190	74.000	31.926	PK
2		2390.000	60.647	28.718	-13.353	74.000	31.929	PK
3		2416.260	101.301	69.227	N/A	N/A	32.074	PK

Note 1: " * ", means this data is the worst emission level.

Note 2: Measure Level (dBμV/m) = Reading Level (dBμV) + Factor (dB/m).

Note 3: Factor (dB/m) = Cable Loss (dB) + Antenna Factor (dB/m).

Site: SIP-AC3	Test Date: 2023-07-04
Limit: FCC_2.4G_RE(3m)	Engineer: Mero Zhou
Probe: HF907_102861_1-18GHz	Polarity: Horizontal
EUT: Access Point	Power: AC 120V/60Hz
Test Mode: Transmit by 802.11n-HT40 at 2422MHz	

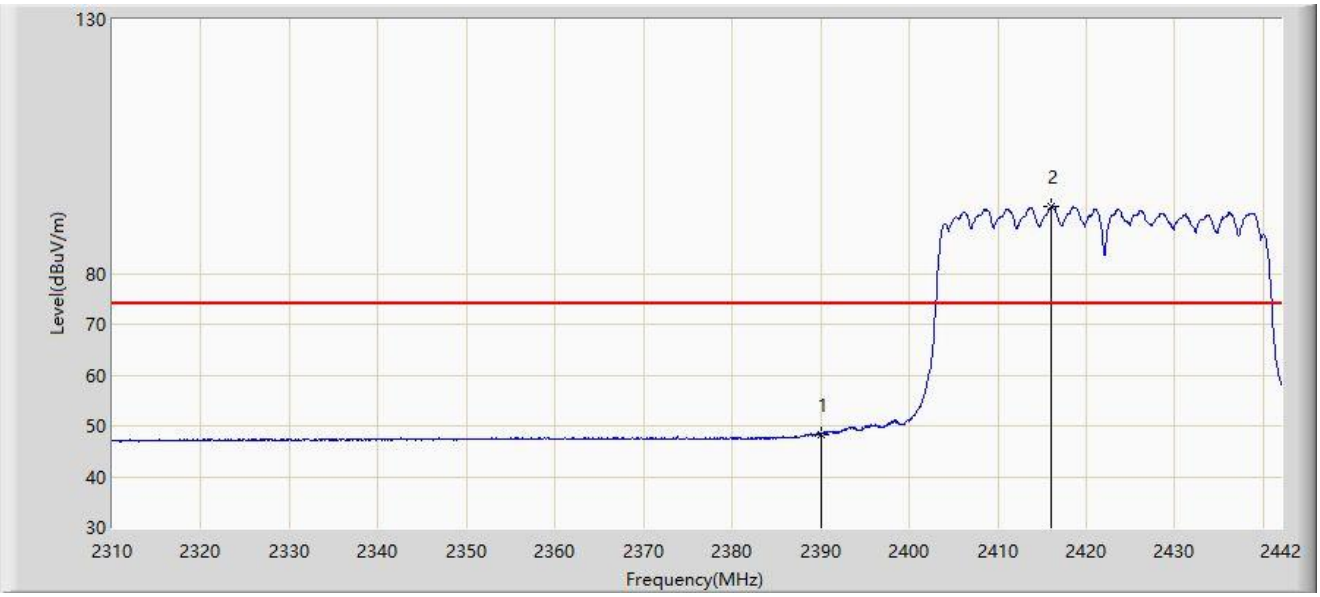

No	Mark	Frequency (MHz)	Measure Level (dBμV/m)	Reading Level (dBμV)	Margin (dB)	Limit (dBμV/m)	Factor (dB/m)	Type
1	*	2390.000	48.309	16.380	-25.691	74.000	31.929	PK
2		2416.062	93.278	61.204	N/A	N/A	32.075	PK

Note 1: " * ", means this data is the worst emission level.

Note 2: Measure Level (dBμV/m) = Reading Level (dBμV) + Factor (dB/m).

Note 3: Factor (dB/m) = Cable Loss (dB) + Antenna Factor (dB/m).

Site: SIP-AC3	Test Date: 2023-07-04
Limit: FCC_2.4G_RE(3m)	Engineer: Mero Zhou
Probe: HF907_102861_1-18GHz	Polarity: Vertical
EUT: Access Point	Power: AC 120V/60Hz
Test Mode: Transmit by 802.11n-HT40 at 2422MHz	

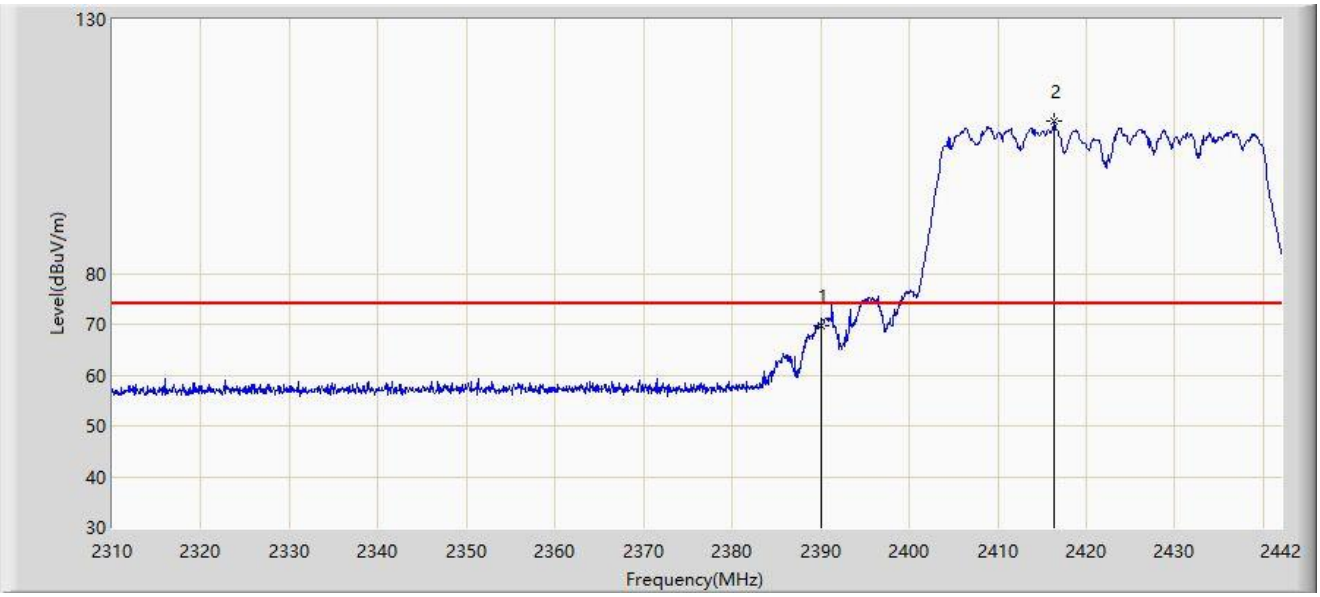

No	Mark	Frequency (MHz)	Measure Level (dBμV/m)	Reading Level (dBμV)	Margin (dB)	Limit (dBμV/m)	Factor (dB/m)	Type
1	*	2390.000	69.851	37.922	-4.149	74.000	31.929	PK
2		2416.392	109.993	77.919	N/A	N/A	32.074	PK

Note 1: " * ", means this data is the worst emission level.

Note 2: Measure Level (dBμV/m) = Reading Level (dBμV) + Factor (dB/m).

Note 3: Factor (dB/m) = Cable Loss (dB) + Antenna Factor (dB/m).

Site: SIP-AC3	Test Date: 2023-07-04
Limit: FCC_2.4G_RE(3m)	Engineer: Mero Zhou
Probe: HF907_102861_1-18GHz	Polarity: Vertical
EUT: Access Point	Power: AC 120V/60Hz
Test Mode: Transmit by 802.11n-HT40 at 2422MHz	

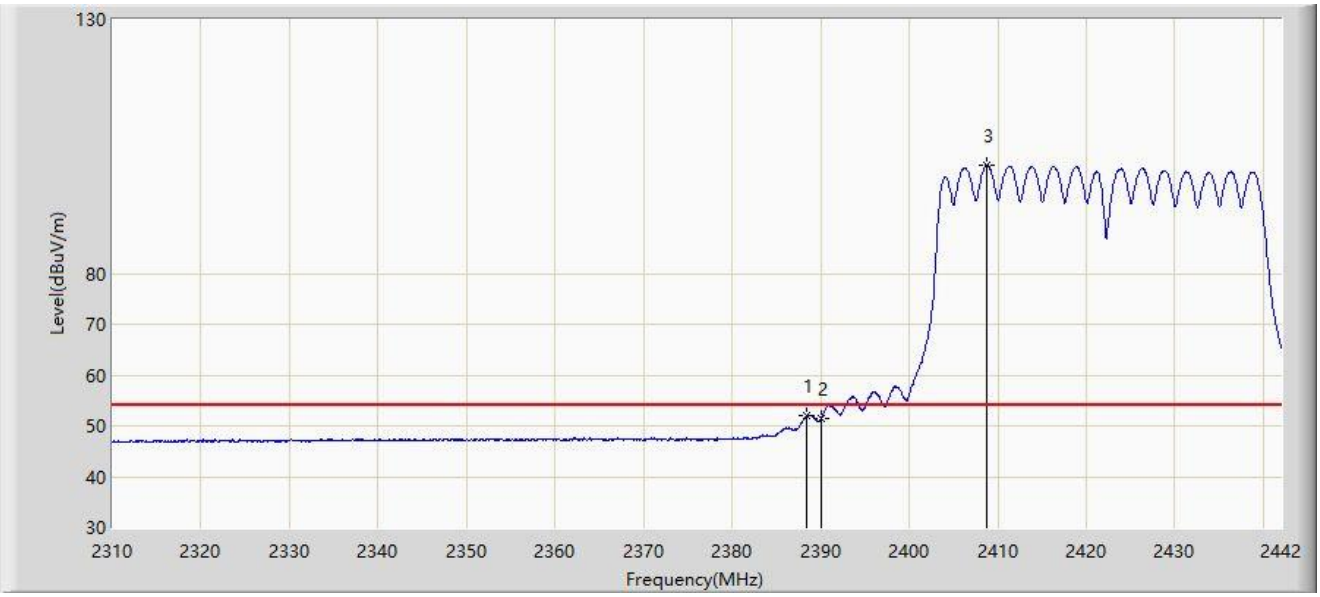

No	Mark	Frequency (MHz)	Measure Level (dBμV/m)	Reading Level (dBμV)	Margin (dB)	Limit (dBμV/m)	Factor (dB/m)	Type
1	*	2388.474	52.092	20.172	-1.908	54.000	31.920	AV
2		2390.000	51.353	19.424	-2.647	54.000	31.929	AV
3		2408.736	101.338	69.276	N/A	N/A	32.061	AV

Note 1: " * ", means this data is the worst emission level.

Note 2: Measure Level (dBμV/m) = Reading Level (dBμV) + Factor (dB/m).

Note 3: Factor (dB/m) = Cable Loss (dB) + Antenna Factor (dB/m).

Site: SIP-AC3	Test Date: 2023-07-04
Limit: FCC_2.4G_RE(3m)	Engineer: Mero Zhou
Probe: HF907_102861_1-18GHz	Polarity: Horizontal
EUT: Access Point	Power: AC 120V/60Hz
Test Mode: Transmit by 802.11n-HT40 at 2452MHz	

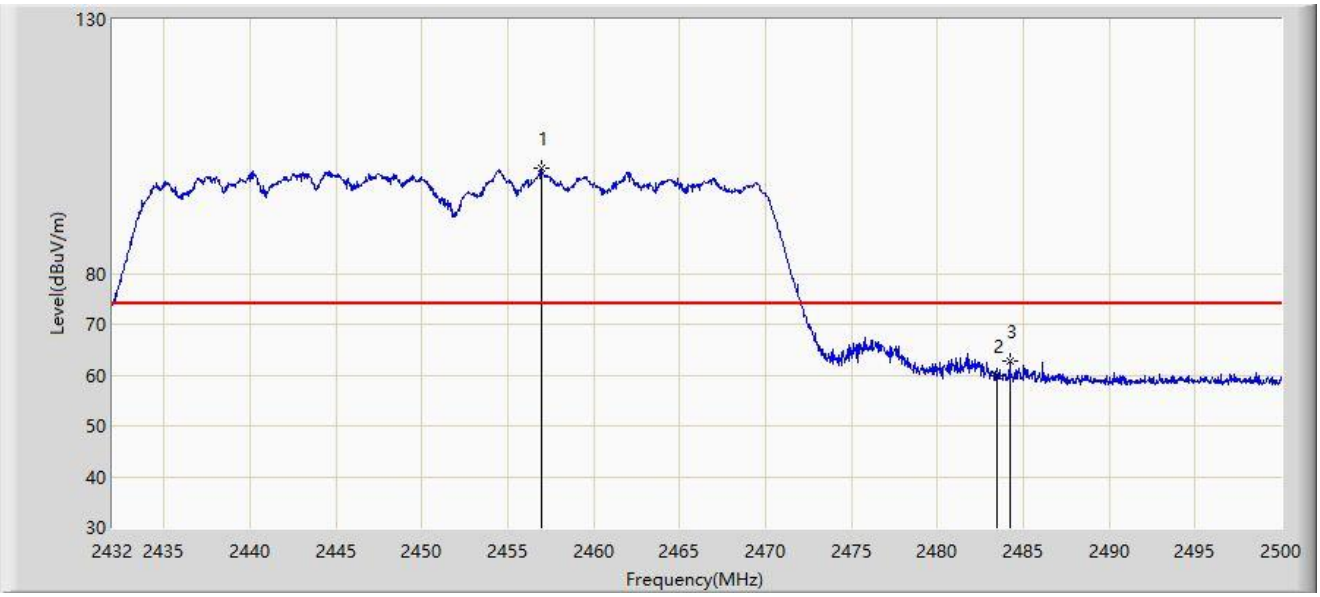

No	Mark	Frequency (MHz)	Measure Level (dBμV/m)	Reading Level (dBμV)	Margin (dB)	Limit (dBμV/m)	Factor (dB/m)	Type
1		2456.956	100.706	68.522	N/A	N/A	32.183	PK
2		2483.500	59.878	27.573	-14.122	74.000	32.305	PK
3	*	2484.224	62.619	30.310	-11.381	74.000	32.309	PK

Note 1: " * ", means this data is the worst emission level.

Note 2: Measure Level (dBμV/m) = Reading Level (dBμV) + Factor (dB/m).

Note 3: Factor (dB/m) = Cable Loss (dB) + Antenna Factor (dB/m).

Site: SIP-AC3	Test Date: 2023-07-04
Limit: FCC_2.4G_RE(3m)	Engineer: Mero Zhou
Probe: HF907_102861_1-18GHz	Polarity: Horizontal
EUT: Access Point	Power: AC 120V/60Hz
Test Mode: Transmit by 802.11n-HT40 at 2452MHz	

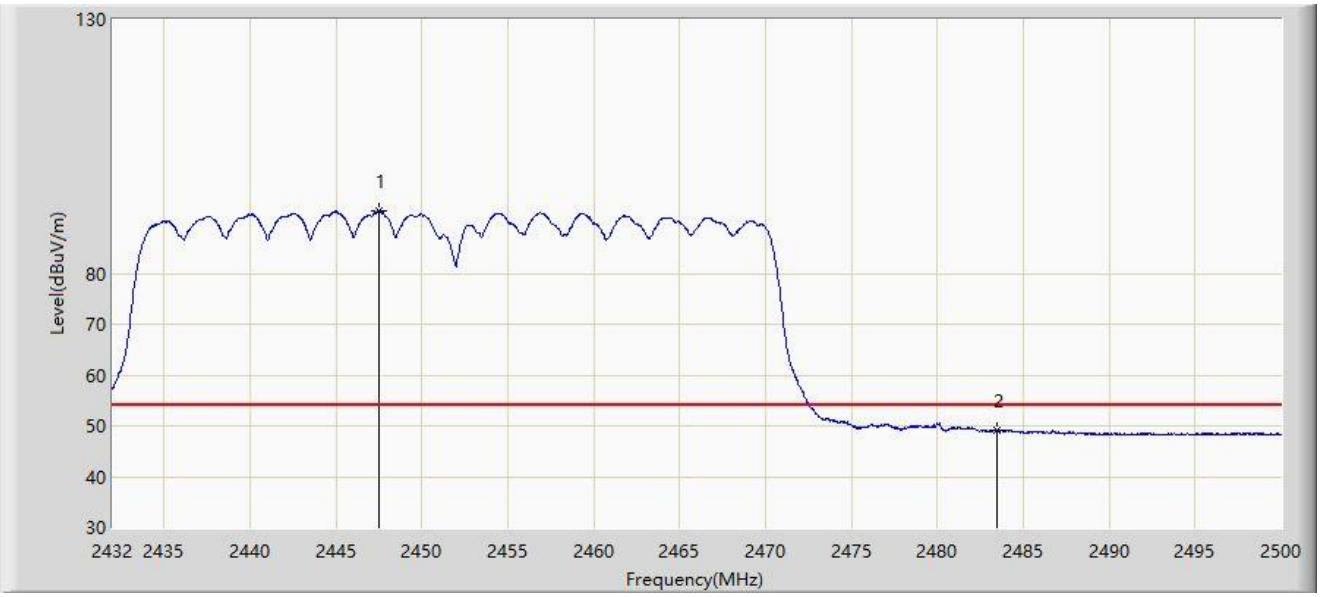

No	Mark	Frequency (MHz)	Measure Level (dBμV/m)	Reading Level (dBμV)	Margin (dB)	Limit (dBμV/m)	Factor (dB/m)	Type
1		2447.538	92.305	60.180	N/A	N/A	32.125	AV
2	*	2483.500	49.062	16.757	-4.938	54.000	32.305	AV

Note 1: " * ", means this data is the worst emission level.

Note 2: Measure Level (dBμV/m) = Reading Level (dBμV) + Factor (dB/m).

Note 3: Factor (dB/m) = Cable Loss (dB) + Antenna Factor (dB/m).

Site: SIP-AC3	Test Date: 2023-07-04
Limit: FCC_2.4G_RE(3m)	Engineer: Mero Zhou
Probe: HF907_102861_1-18GHz	Polarity: Vertical
EUT: Access Point	Power: AC 120V/60Hz
Test Mode: Transmit by 802.11n-HT40 at 2452MHz	

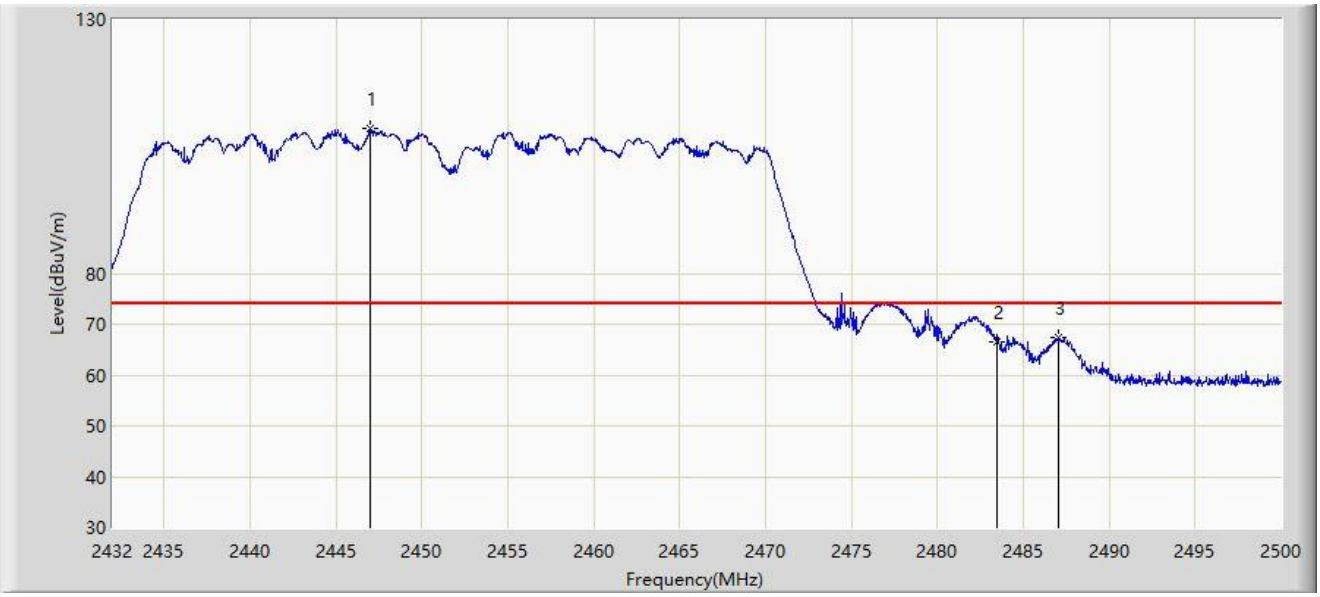

No	Mark	Frequency (MHz)	Measure Level (dBμV/m)	Reading Level (dBμV)	Margin (dB)	Limit (dBμV/m)	Factor (dB/m)	Type
1		2446.960	108.524	76.403	N/A	N/A	32.121	PK
2		2483.500	66.523	34.218	-7.477	74.000	32.305	PK
3	*	2487.080	67.410	35.087	-6.590	74.000	32.323	PK

Note 1: " * ", means this data is the worst emission level.

Note 2: Measure Level (dBμV/m) = Reading Level (dBμV) + Factor (dB/m).

Note 3: Factor (dB/m) = Cable Loss (dB) + Antenna Factor (dB/m).

Site: SIP-AC3	Test Date: 2023-07-04
Limit: FCC_2.4G_RE(3m)	Engineer: Mero Zhou
Probe: HF907_102861_1-18GHz	Polarity: Vertical
EUT: Access Point	Power: AC 120V/60Hz
Test Mode: Transmit by 802.11n-HT40 at 2452MHz	

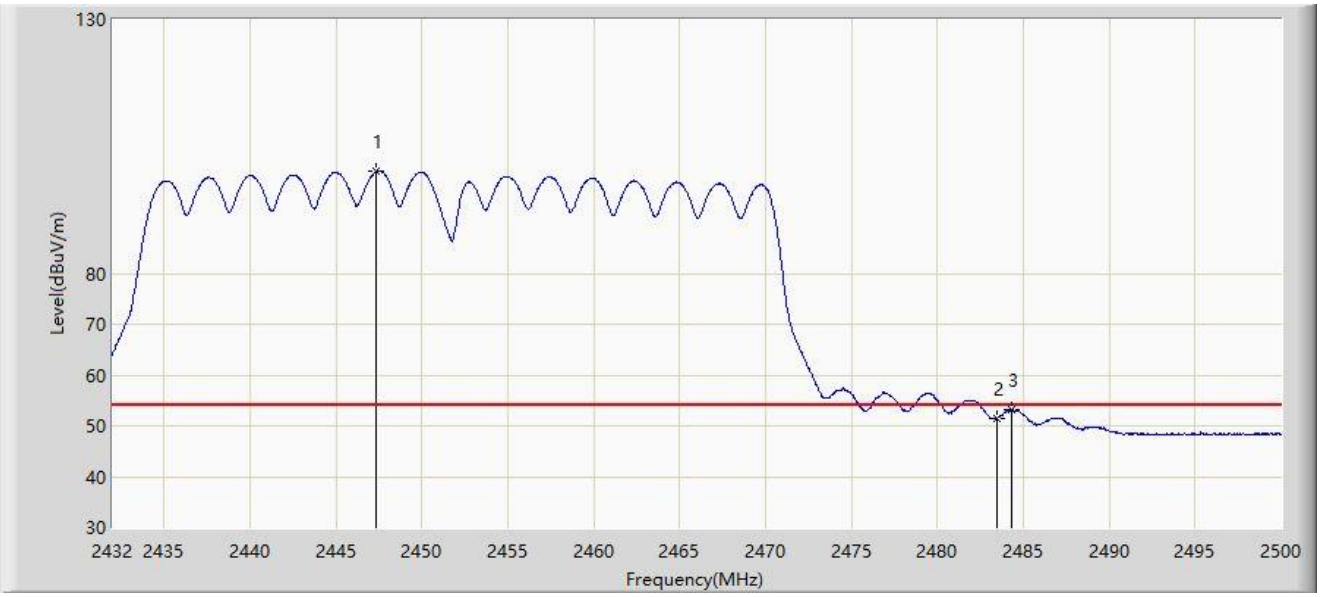

No	Mark	Frequency (MHz)	Measure Level (dBμV/m)	Reading Level (dBμV)	Margin (dB)	Limit (dBμV/m)	Factor (dB/m)	Type
1		2447.334	100.097	67.973	N/A	N/A	32.124	AV
2		2483.500	51.516	19.211	-2.484	54.000	32.305	AV
3	*	2484.292	53.151	20.842	-0.849	54.000	32.309	AV

Note 1: " * ", means this data is the worst emission level.

Note 2: Measure Level (dBμV/m) = Reading Level (dBμV) + Factor (dB/m).

Note 3: Factor (dB/m) = Cable Loss (dB) + Antenna Factor (dB/m).

Site: SIP-AC3	Test Date: 2023-07-04
Limit: FCC_2.4G_RE(3m)	Engineer: Mero Zhou
Probe: HF907_102861_1-18GHz	Polarity: Horizontal
EUT: Access Point	Power: AC 120V/60Hz
Test Mode: Transmit by 802.11ax-HE20 at 2412MHz	

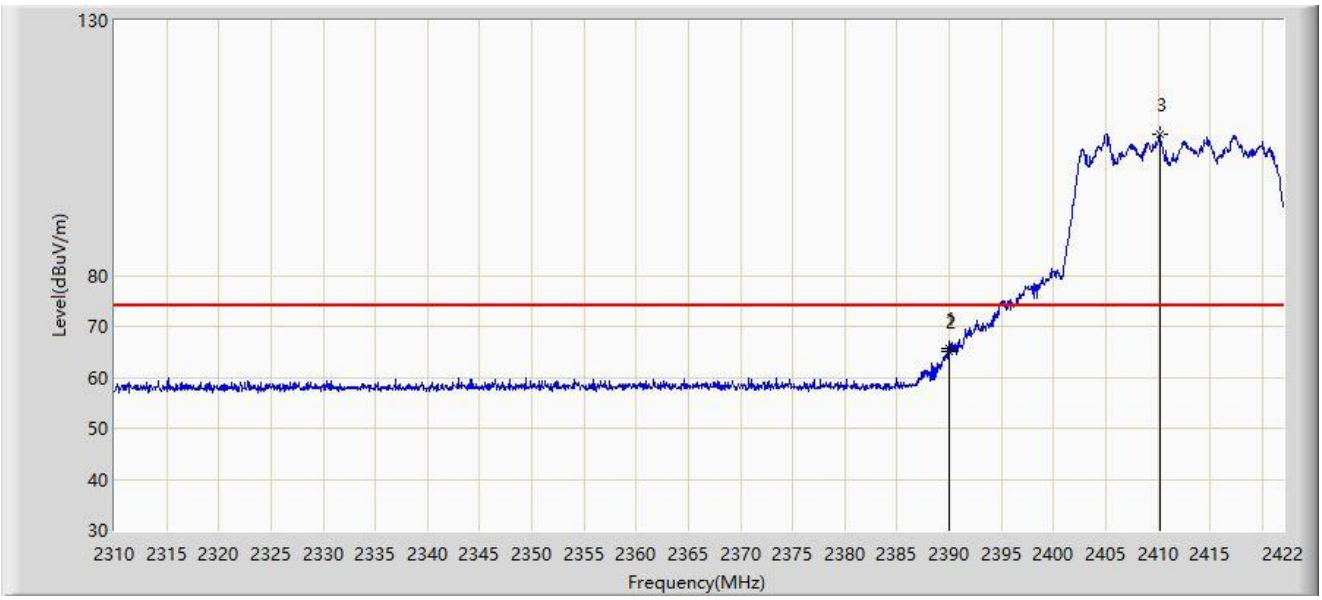

No	Mark	Frequency (MHz)	Measure Level (dBμV/m)	Reading Level (dBμV)	Margin (dB)	Limit (dBμV/m)	Factor (dB/m)	Type
1	*	2389.968	65.602	33.673	-8.398	74.000	31.929	PK
2		2390.000	65.064	33.135	-8.936	74.000	31.929	PK
3		2410.184	107.799	75.727	N/A	N/A	32.072	PK

Note 1: " * ", means this data is the worst emission level.

Note 2: Measure Level (dBμV/m) = Reading Level (dBμV) + Factor (dB/m).

Note 3: Factor (dB/m) = Cable Loss (dB) + Antenna Factor (dB/m).

Site: SIP-AC3	Test Date: 2023-07-04
Limit: FCC_2.4G_RE(3m)	Engineer: Mero Zhou
Probe: HF907_102861_1-18GHz	Polarity: Horizontal
EUT: Access Point	Power: AC 120V/60Hz
Test Mode: Transmit by 802.11ax-HE20 at 2412MHz	

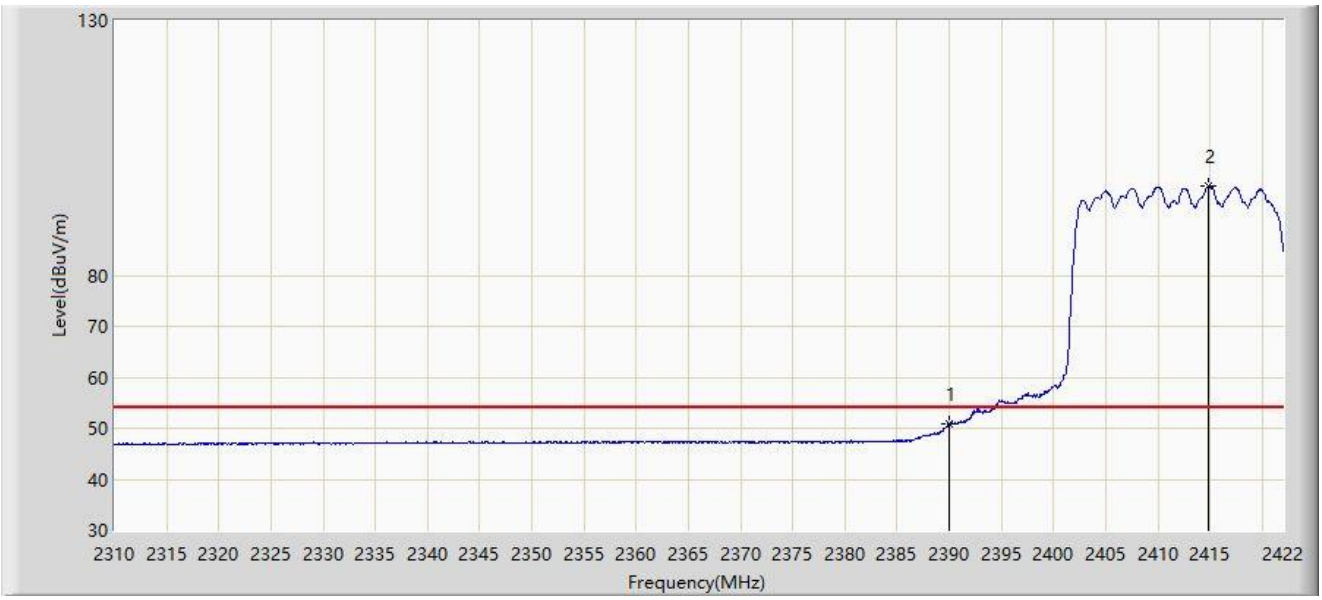

No	Mark	Frequency (MHz)	Measure Level (dBμV/m)	Reading Level (dBμV)	Margin (dB)	Limit (dBμV/m)	Factor (dB/m)	Type
1	*	2390.000	50.909	18.980	-3.091	54.000	31.929	AV
2		2414.888	97.585	65.510	N/A	N/A	32.075	AV

Note 1: " * ", means this data is the worst emission level.

Note 2: Measure Level (dBμV/m) = Reading Level (dBμV) + Factor (dB/m).

Note 3: Factor (dB/m) = Cable Loss (dB) + Antenna Factor (dB/m).

Site: SIP-AC3	Test Date: 2023-07-04
Limit: FCC_2.4G_RE(3m)	Engineer: Mero Zhou
Probe: HF907_102861_1-18GHz	Polarity: Vertical
EUT: Access Point	Power: AC 120V/60Hz
Test Mode: Transmit by 802.11ax-HE20 at 2412MHz	

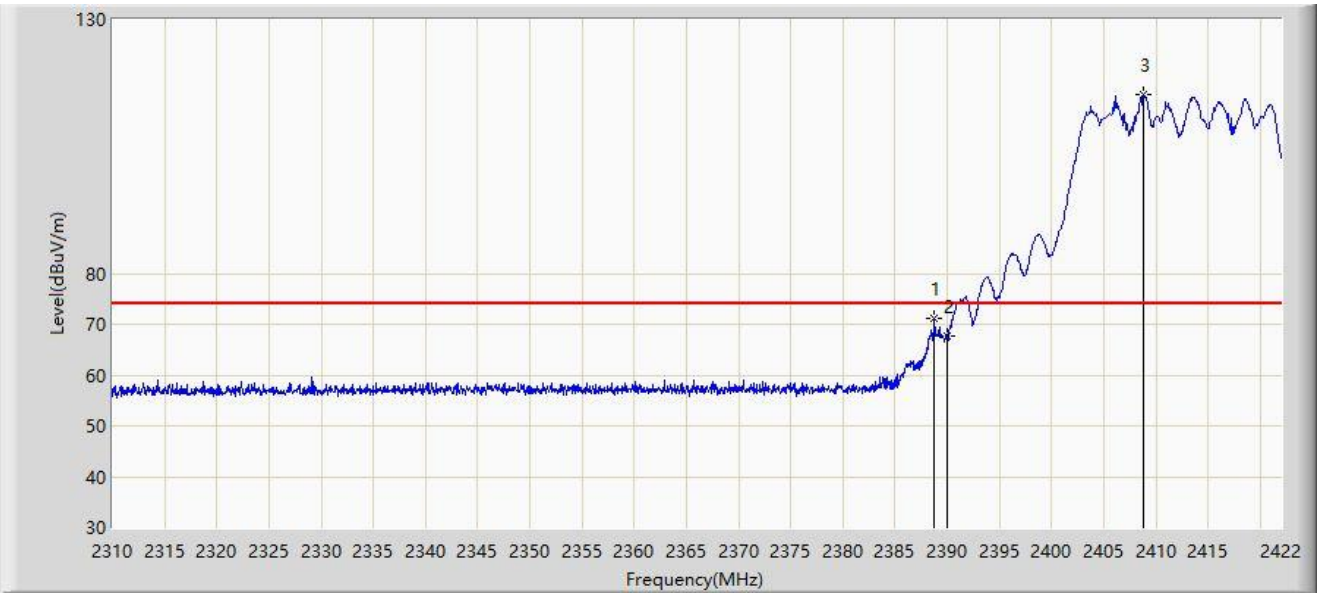

No	Mark	Frequency (MHz)	Measure Level (dBμV/m)	Reading Level (dBμV)	Margin (dB)	Limit (dBμV/m)	Factor (dB/m)	Type
1	*	2388.736	71.246	39.325	-2.754	74.000	31.921	PK
2		2390.000	67.619	35.690	-6.381	74.000	31.929	PK
3		2408.784	115.199	83.137	N/A	N/A	32.062	PK

Note 1: " * ", means this data is the worst emission level.

Note 2: Measure Level (dBμV/m) = Reading Level (dBμV) + Factor (dB/m).

Note 3: Factor (dB/m) = Cable Loss (dB) + Antenna Factor (dB/m).

Site: SIP-AC3	Test Date: 2023-07-04
Limit: FCC_2.4G_RE(3m)	Engineer: Mero Zhou
Probe: HF907_102861_1-18GHz	Polarity: Vertical
EUT: Access Point	Power: AC 120V/60Hz
Test Mode: Transmit by 802.11ax-HE20 at 2412MHz	

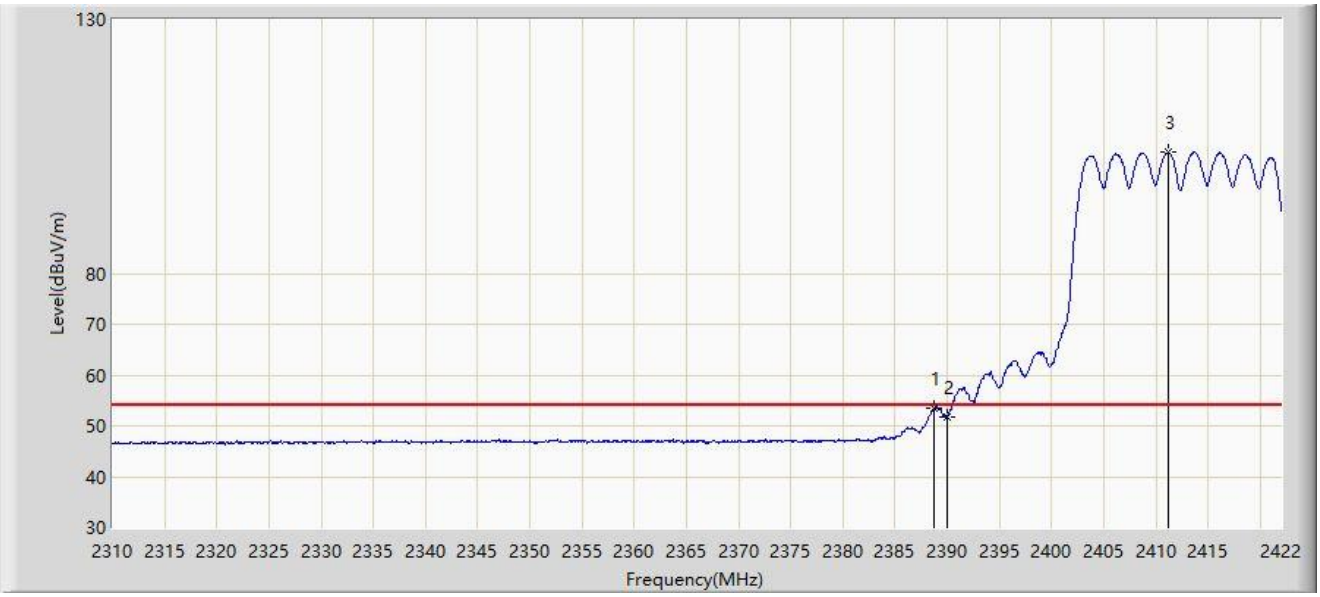

No	Mark	Frequency (MHz)	Measure Level (dBμV/m)	Reading Level (dBμV)	Margin (dB)	Limit (dBμV/m)	Factor (dB/m)	Type
1	*	2388.680	53.465	21.544	-0.535	54.000	31.921	AV
2		2390.000	51.781	19.852	-2.219	54.000	31.929	AV
3		2411.136	103.819	71.741	N/A	N/A	32.078	AV

Note 1: " * ", means this data is the worst emission level.

Note 2: Measure Level (dBμV/m) = Reading Level (dBμV) + Factor (dB/m).

Note 3: Factor (dB/m) = Cable Loss (dB) + Antenna Factor (dB/m).

Site: SIP-AC3	Test Date: 2023-07-05
Limit: FCC_2.4G_RE(3m)	Engineer: Mero Zhou
Probe: HF907_102861_1-18GHz	Polarity: Horizontal
EUT: Access Point	Power: AC 120V/60Hz
Test Mode: Transmit by 802.11ax-HE20 at 2462MHz	

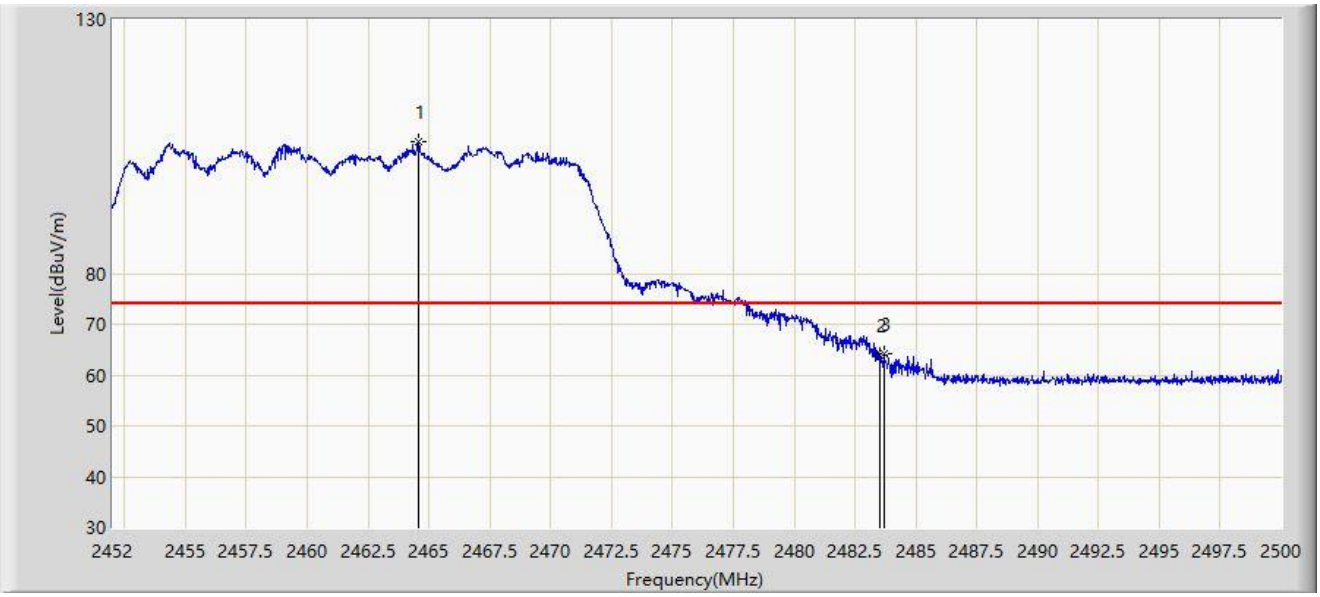

No	Mark	Frequency (MHz)	Measure Level (dBμV/m)	Reading Level (dBμV)	Margin (dB)	Limit (dBμV/m)	Factor (dB/m)	Type
1		2464.552	106.067	73.842	N/A	N/A	32.225	PK
2		2483.500	63.861	31.556	-10.139	74.000	32.305	PK
3	*	2483.680	64.089	31.783	-9.911	74.000	32.306	PK

Note 1: " * ", means this data is the worst emission level.

Note 2: Measure Level (dBμV/m) = Reading Level (dBμV) + Factor (dB/m).

Note 3: Factor (dB/m) = Cable Loss (dB) + Antenna Factor (dB/m).

Site: SIP-AC3	Test Date: 2023-07-05
Limit: FCC_2.4G_RE(3m)	Engineer: Mero Zhou
Probe: HF907_102861_1-18GHz	Polarity: Horizontal
EUT: Access Point	Power: AC 120V/60Hz
Test Mode: Transmit by 802.11ax-HE20 at 2462MHz	

No	Mark	Frequency (MHz)	Measure Level (dBμV/m)	Reading Level (dBμV)	Margin (dB)	Limit (dBμV/m)	Factor (dB/m)	Type
1		2456.968	95.324	63.140	N/A	N/A	32.183	AV
2	*	2483.500	49.346	17.041	-4.654	54.000	32.305	AV

Note 1: " * ", means this data is the worst emission level.

Note 2: Measure Level (dBμV/m) = Reading Level (dBμV) + Factor (dB/m).

Note 3: Factor (dB/m) = Cable Loss (dB) + Antenna Factor (dB/m).

Site: SIP-AC3	Test Date: 2023-07-05
Limit: FCC_2.4G_RE(3m)	Engineer: Mero Zhou
Probe: HF907_102861_1-18GHz	Polarity: Vertical
EUT: Access Point	Power: AC 120V/60Hz
Test Mode: Transmit by 802.11ax-HE20 at 2462MHz	

No	Mark	Frequency (MHz)	Measure Level (dBμV/m)	Reading Level (dBμV)	Margin (dB)	Limit (dBμV/m)	Factor (dB/m)	Type
1		2459.968	113.152	80.950	N/A	N/A	32.202	PK
2	*	2483.500	72.765	40.460	-1.235	74.000	32.305	PK

Note 1: " * ", means this data is the worst emission level.

Note 2: Measure Level (dBμV/m) = Reading Level (dBμV) + Factor (dB/m).

Note 3: Factor (dB/m) = Cable Loss (dB) + Antenna Factor (dB/m).

Site: SIP-AC3	Test Date: 2023-07-05
Limit: FCC_2.4G_RE(3m)	Engineer: Mero Zhou
Probe: HF907_102861_1-18GHz	Polarity: Vertical
EUT: Access Point	Power: AC 120V/60Hz
Test Mode: Transmit by 802.11ax-HE20 at 2462MHz	

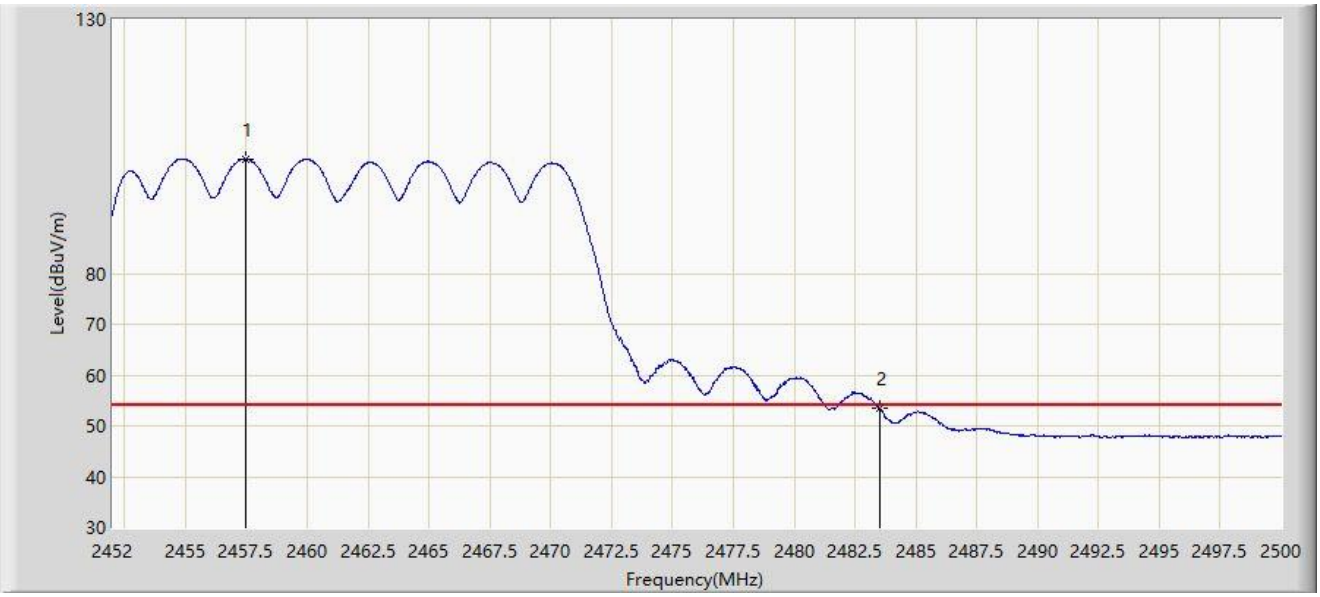

No	Mark	Frequency (MHz)	Measure Level (dBμV/m)	Reading Level (dBμV)	Margin (dB)	Limit (dBμV/m)	Factor (dB/m)	Type
1		2457.496	102.563	70.376	N/A	N/A	32.187	AV
2	*	2483.500	53.392	21.087	-0.608	54.000	32.305	AV

Note 1: " * ", means this data is the worst emission level.

Note 2: Measure Level (dBμV/m) = Reading Level (dBμV) + Factor (dB/m).

Note 3: Factor (dB/m) = Cable Loss (dB) + Antenna Factor (dB/m).

Site: SIP-AC3	Test Date: 2023-07-05
Limit: FCC_2.4G_RE(3m)	Engineer: Mero Zhou
Probe: HF907_102861_1-18GHz	Polarity: Horizontal
EUT: Access Point	Power: AC 120V/60Hz
Test Mode: Transmit by 802.11ax-HE40 at 2422MHz	

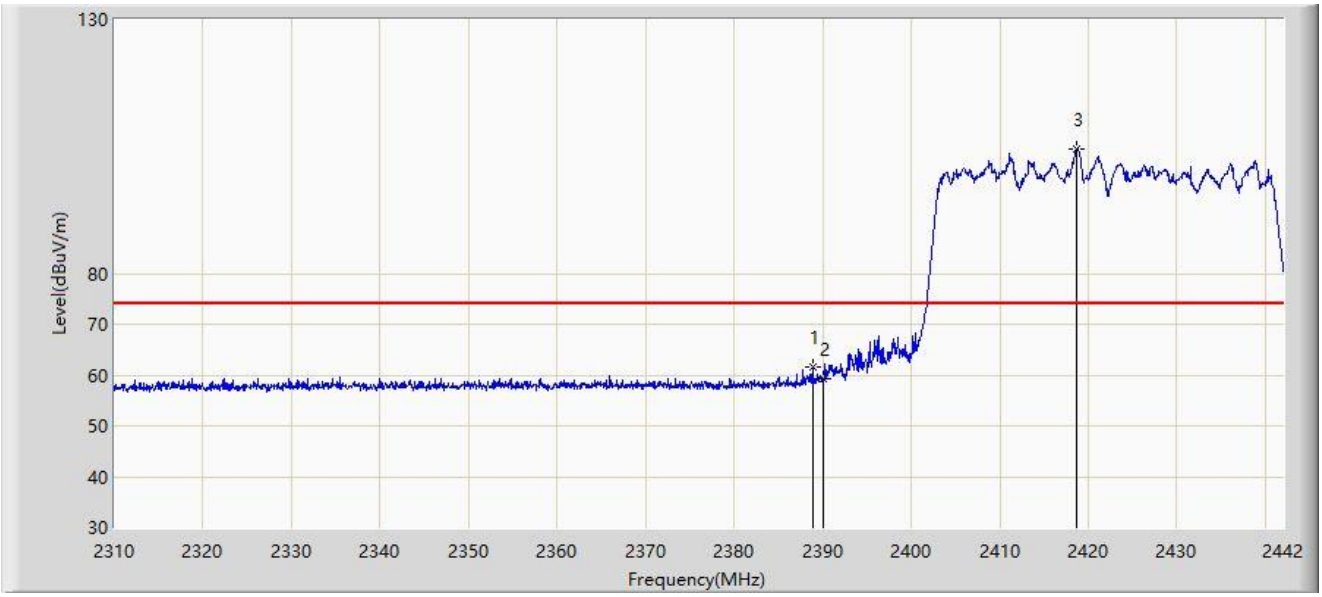

No	Mark	Frequency (MHz)	Measure Level (dBμV/m)	Reading Level (dBμV)	Margin (dB)	Limit (dBμV/m)	Factor (dB/m)	Type
1	*	2388.870	61.695	29.773	-12.305	74.000	31.922	PK
2		2390.000	59.209	27.280	-14.791	74.000	31.929	PK
3		2418.702	104.594	72.522	N/A	N/A	32.072	PK

Note 1: " * ", means this data is the worst emission level.

Note 2: Measure Level (dBμV/m) = Reading Level (dBμV) + Factor (dB/m).

Note 3: Factor (dB/m) = Cable Loss (dB) + Antenna Factor (dB/m).

Site: SIP-AC3	Test Date: 2023-07-05
Limit: FCC_2.4G_RE(3m)	Engineer: Mero Zhou
Probe: HF907_102861_1-18GHz	Polarity: Horizontal
EUT: Access Point	Power: AC 120V/60Hz
Test Mode: Transmit by 802.11ax-HE40 at 2422MHz	

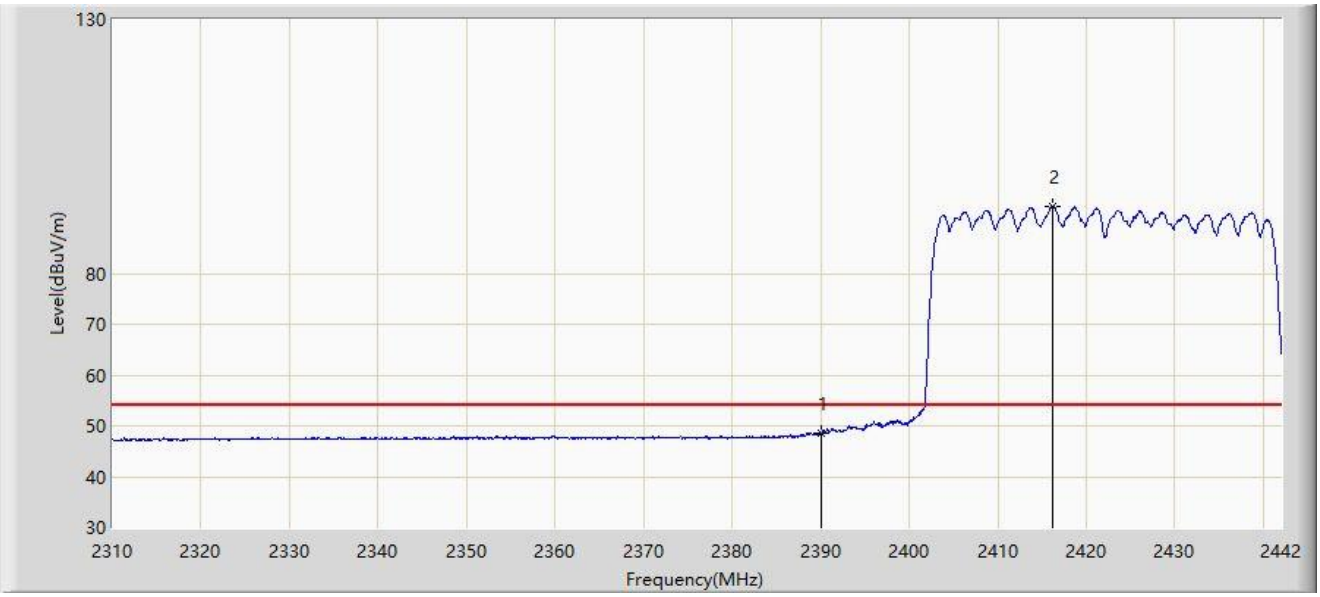

No	Mark	Frequency (MHz)	Measure Level (dBμV/m)	Reading Level (dBμV)	Margin (dB)	Limit (dBμV/m)	Factor (dB/m)	Type
1	*	2390.000	48.430	16.501	-5.570	54.000	31.929	AV
2		2416.260	93.309	61.235	N/A	N/A	32.074	AV

Note 1: " * ", means this data is the worst emission level.

Note 2: Measure Level (dBμV/m) = Reading Level (dBμV) + Factor (dB/m).

Note 3: Factor (dB/m) = Cable Loss (dB) + Antenna Factor (dB/m).

Site: SIP-AC3	Test Date: 2023-07-05
Limit: FCC_2.4G_RE(3m)	Engineer: Mero Zhou
Probe: HF907_102861_1-18GHz	Polarity: Vertical
EUT: Access Point	Power: AC 120V/60Hz
Test Mode: Transmit by 802.11ax-HE40 at 2422MHz	

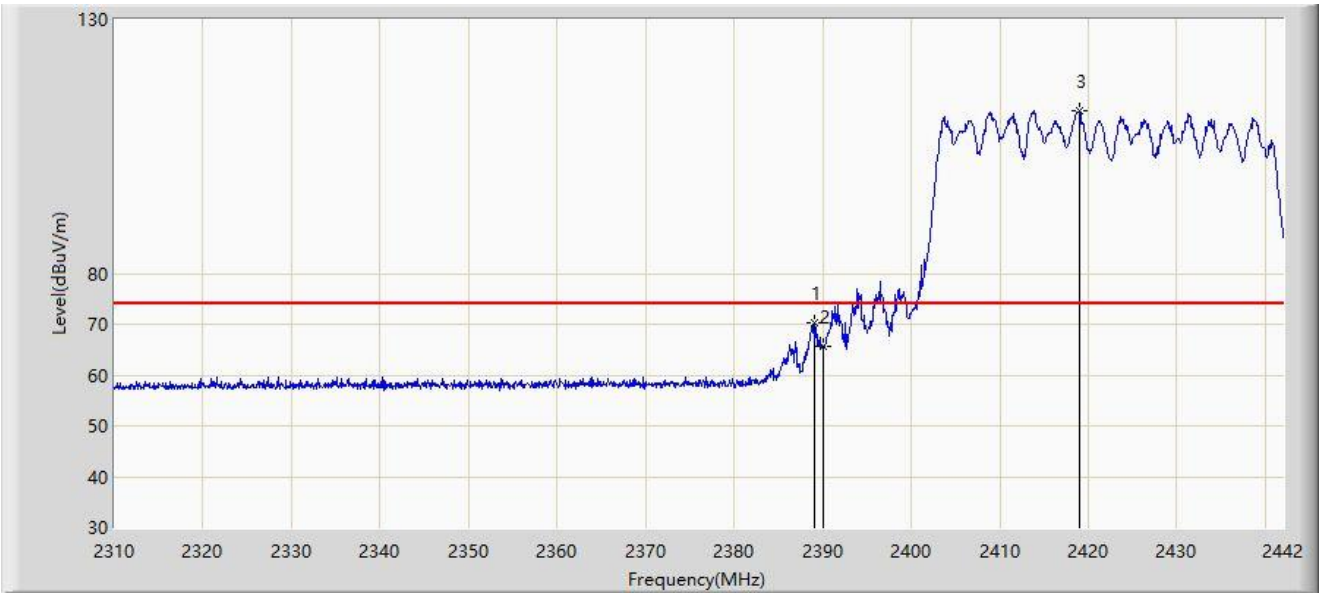

No	Mark	Frequency (MHz)	Measure Level (dBμV/m)	Reading Level (dBμV)	Margin (dB)	Limit (dBμV/m)	Factor (dB/m)	Type
1	*	2389.068	70.367	38.444	-3.633	74.000	31.923	PK
2		2390.000	65.647	33.718	-8.353	74.000	31.929	PK
3		2419.032	112.006	79.934	N/A	N/A	32.072	PK

Note 1: " * ", means this data is the worst emission level.

Note 2: Measure Level (dBμV/m) = Reading Level (dBμV) + Factor (dB/m).

Note 3: Factor (dB/m) = Cable Loss (dB) + Antenna Factor (dB/m).

Site: SIP-AC3	Test Date: 2023-07-05
Limit: FCC_2.4G_RE(3m)	Engineer: Mero Zhou
Probe: HF907_102861_1-18GHz	Polarity: Vertical
EUT: Access Point	Power: AC 120V/60Hz
Test Mode: Transmit by 802.11ax-HE40 at 2422MHz	

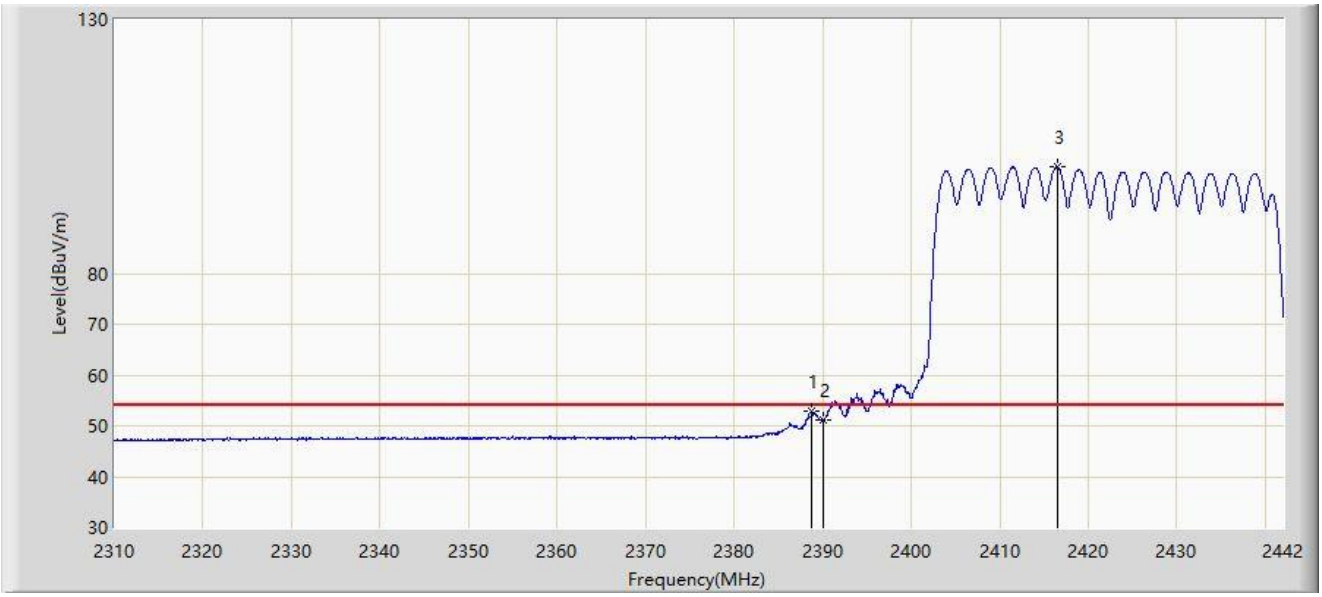

No	Mark	Frequency (MHz)	Measure Level (dBμV/m)	Reading Level (dBμV)	Margin (dB)	Limit (dBμV/m)	Factor (dB/m)	Type
1	*	2388.804	52.928	21.006	-1.072	54.000	31.922	AV
2		2390.000	51.028	19.099	-2.972	54.000	31.929	AV
3		2416.458	100.981	68.907	N/A	N/A	32.074	AV

Note 1: " * ", means this data is the worst emission level.

Note 2: Measure Level (dBμV/m) = Reading Level (dBμV) + Factor (dB/m).

Note 3: Factor (dB/m) = Cable Loss (dB) + Antenna Factor (dB/m).

Site: SIP-AC3	Test Date: 2023-07-05
Limit: FCC_2.4G_RE(3m)	Engineer: Mero Zhou
Probe: HF907_102861_1-18GHz	Polarity: Horizontal
EUT: Access Point	Power: AC 120V/60Hz
Test Mode: Transmit by 802.11ax-HE40 at 2452MHz	

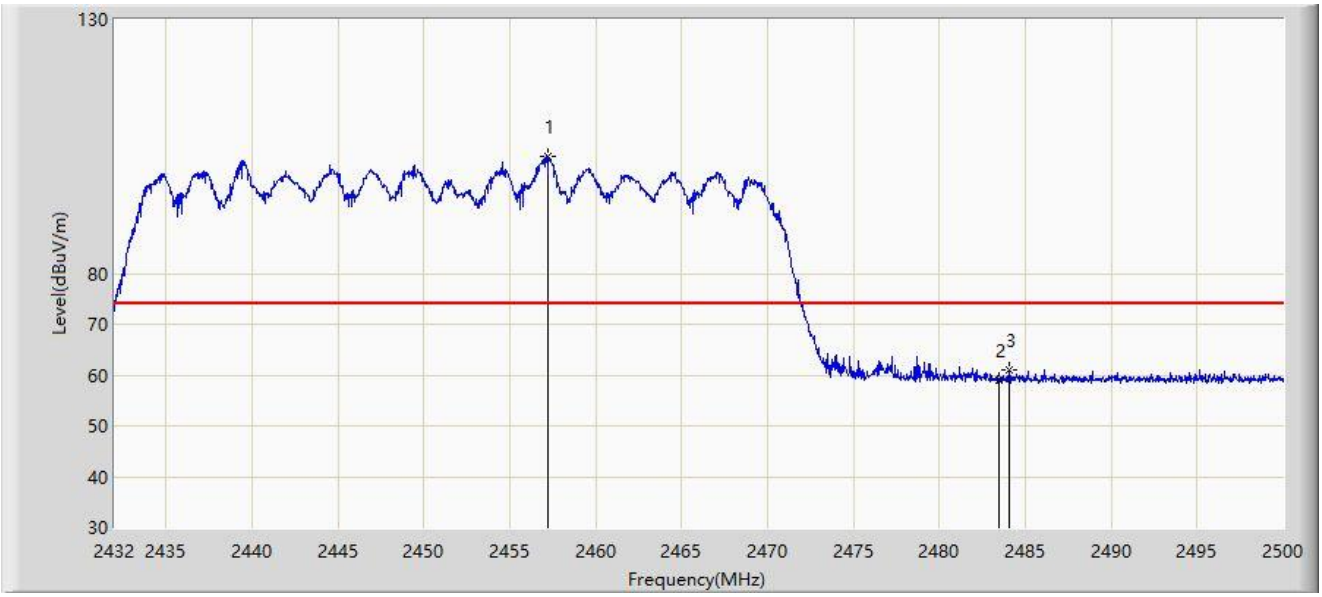

No	Mark	Frequency (MHz)	Measure Level (dBμV/m)	Reading Level (dBμV)	Margin (dB)	Limit (dBμV/m)	Factor (dB/m)	Type
1		2457.262	102.921	70.735	N/A	N/A	32.185	PK
2		2483.500	59.071	26.766	-14.929	74.000	32.305	PK
3	*	2484.054	60.920	28.612	-13.080	74.000	32.308	PK

Note 1: " * ", means this data is the worst emission level.

Note 2: Measure Level (dBμV/m) = Reading Level (dBμV) + Factor (dB/m).

Note 3: Factor (dB/m) = Cable Loss (dB) + Antenna Factor (dB/m).

Site: SIP-AC3	Test Date: 2023-07-05
Limit: FCC_2.4G_RE(3m)	Engineer: Mero Zhou
Probe: HF907_102861_1-18GHz	Polarity: Horizontal
EUT: Access Point	Power: AC 120V/60Hz
Test Mode: Transmit by 802.11ax-HE40 at 2452MHz	

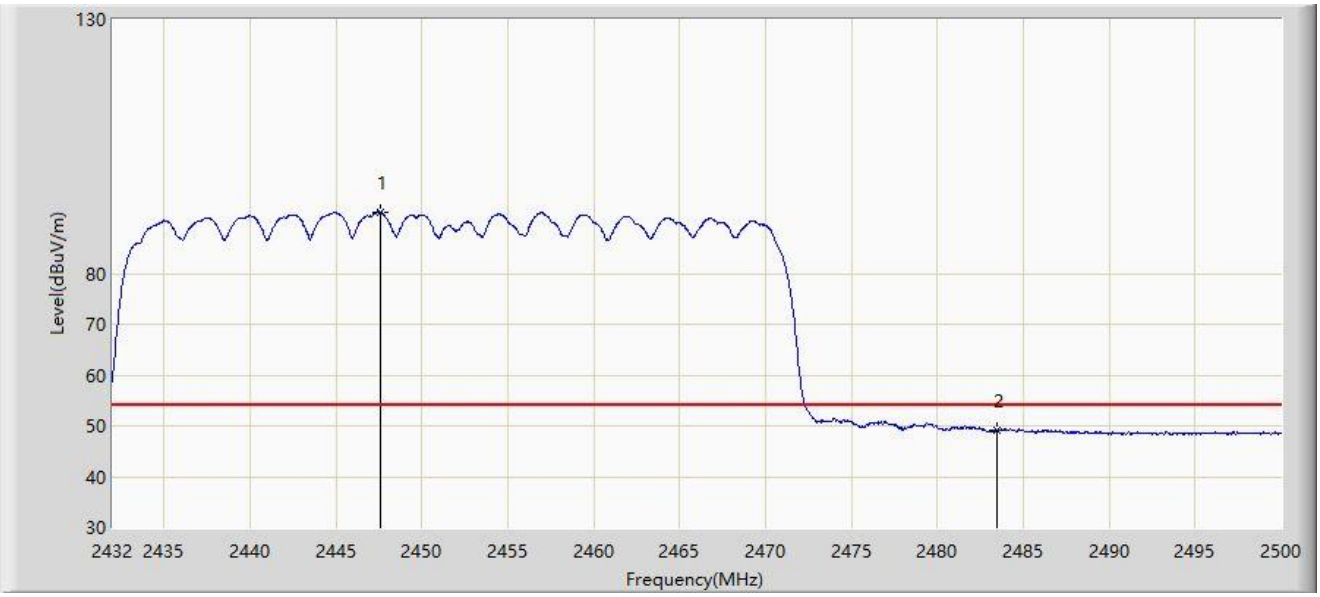

No	Mark	Frequency (MHz)	Measure Level (dBμV/m)	Reading Level (dBμV)	Margin (dB)	Limit (dBμV/m)	Factor (dB/m)	Type
1		2447.606	92.056	59.931	N/A	N/A	32.126	AV
2	*	2483.500	49.032	16.727	-4.968	54.000	32.305	AV

Note 1: " * ", means this data is the worst emission level.

Note 2: Measure Level (dBμV/m) = Reading Level (dBμV) + Factor (dB/m).

Note 3: Factor (dB/m) = Cable Loss (dB) + Antenna Factor (dB/m).

Site: SIP-AC3	Test Date: 2023-07-05
Limit: FCC_2.4G_RE(3m)	Engineer: Mero Zhou
Probe: HF907_102861_1-18GHz	Polarity: Vertical
EUT: Access Point	Power: AC 120V/60Hz
Test Mode: Transmit by 802.11ax-HE40 at 2452MHz	

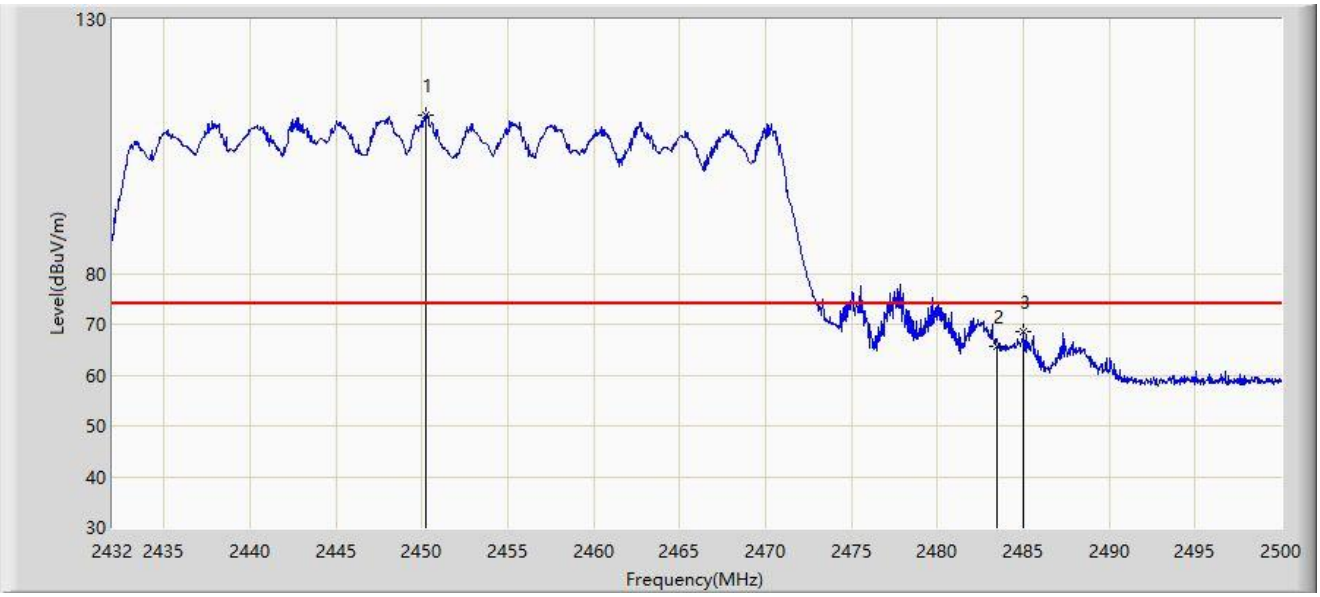

No	Mark	Frequency (MHz)	Measure Level (dBμV/m)	Reading Level (dBμV)	Margin (dB)	Limit (dBμV/m)	Factor (dB/m)	Type
1		2450.258	111.284	79.142	N/A	N/A	32.142	PK
2		2483.500	65.575	33.270	-8.425	74.000	32.305	PK
3	*	2485.006	68.508	36.195	-5.492	74.000	32.313	PK

Note 1: " * ", means this data is the worst emission level.

Note 2: Measure Level (dBμV/m) = Reading Level (dBμV) + Factor (dB/m).

Note 3: Factor (dB/m) = Cable Loss (dB) + Antenna Factor (dB/m).

Site: SIP-AC3	Test Date: 2023-07-05
Limit: FCC_2.4G_RE(3m)	Engineer: Mero Zhou
Probe: HF907_102861_1-18GHz	Polarity: Vertical
EUT: Access Point	Power: AC 120V/60Hz
Test Mode: Transmit by 802.11ax-HE40 at 2452MHz	

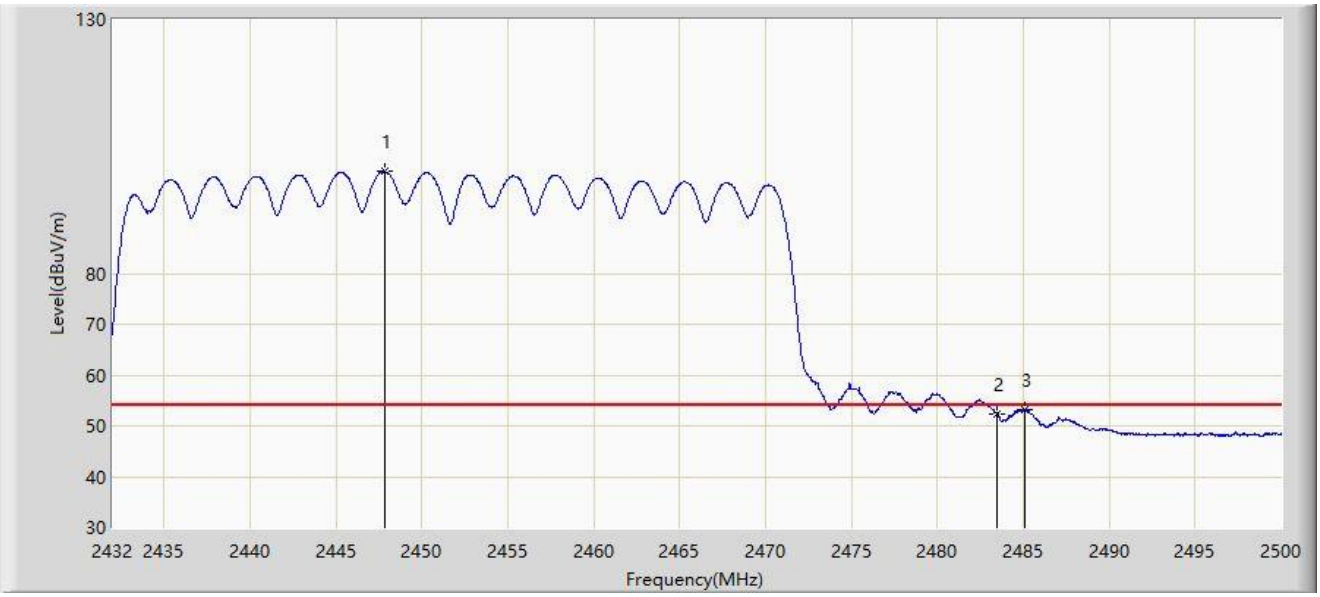

No	Mark	Frequency (MHz)	Measure Level (dBμV/m)	Reading Level (dBμV)	Margin (dB)	Limit (dBμV/m)	Factor (dB/m)	Type
1		2447.844	100.072	67.945	N/A	N/A	32.126	AV
2		2483.500	52.297	19.992	-1.703	54.000	32.305	AV
3	*	2485.108	53.132	20.819	-0.868	54.000	32.313	AV

Note 1: " * ", means this data is the worst emission level.

Note 2: Measure Level (dBμV/m) = Reading Level (dBμV) + Factor (dB/m).

Note 3: Factor (dB/m) = Cable Loss (dB) + Antenna Factor (dB/m).

Radio 0 – Filter 2#:

Site: SIP-AC2	Test Date: 2023-07-05
Limit: FCC_2.4G_RE(3m)	Engineer: Mero Zhou
Probe: HF907_102861_1-18GHz	Polarity: Horizontal
EUT: Access Point	Power: AC 120V/60Hz
Test Mode: Transmit by 802.11b at 2412MHz	

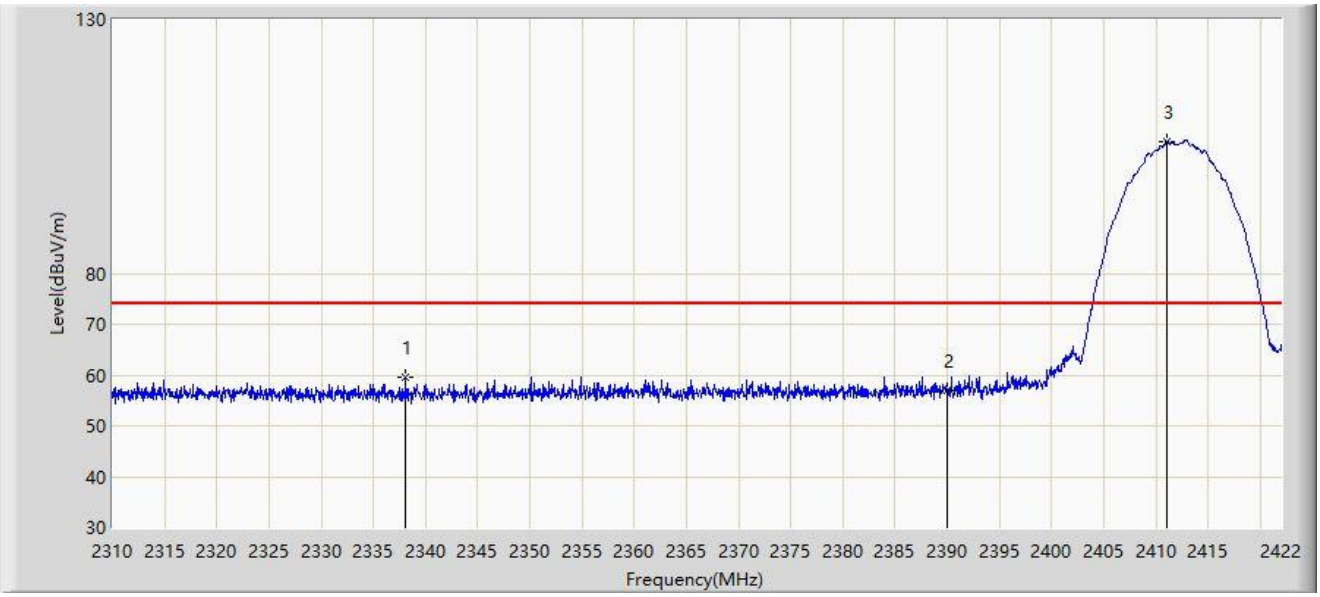

No	Mark	Frequency (MHz)	Measure Level (dBμV/m)	Reading Level (dBμV)	Margin (dB)	Limit (dBμV/m)	Factor (dB/m)	Type
1	*	2338.112	59.608	26.694	-14.392	74.000	32.914	PK
2		2390.000	57.051	23.903	-16.949	74.000	33.148	PK
3		2411.024	105.956	72.738	N/A	N/A	33.218	PK

Note 1: " * ", means this data is the worst emission level.

Note 2: Measure Level (dBμV/m) = Reading Level (dBμV) + Factor (dB/m).

Note 3: Factor (dB/m) = Cable Loss (dB) + Antenna Factor (dB/m).

Site: SIP-AC2	Test Date: 2023-07-05
Limit: FCC_2.4G_RE(3m)	Engineer: Mero Zhou
Probe: HF907_102861_1-18GHz	Polarity: Horizontal
EUT: Access Point	Power: AC 120V/60Hz
Test Mode: Transmit by 802.11b at 2412MHz	

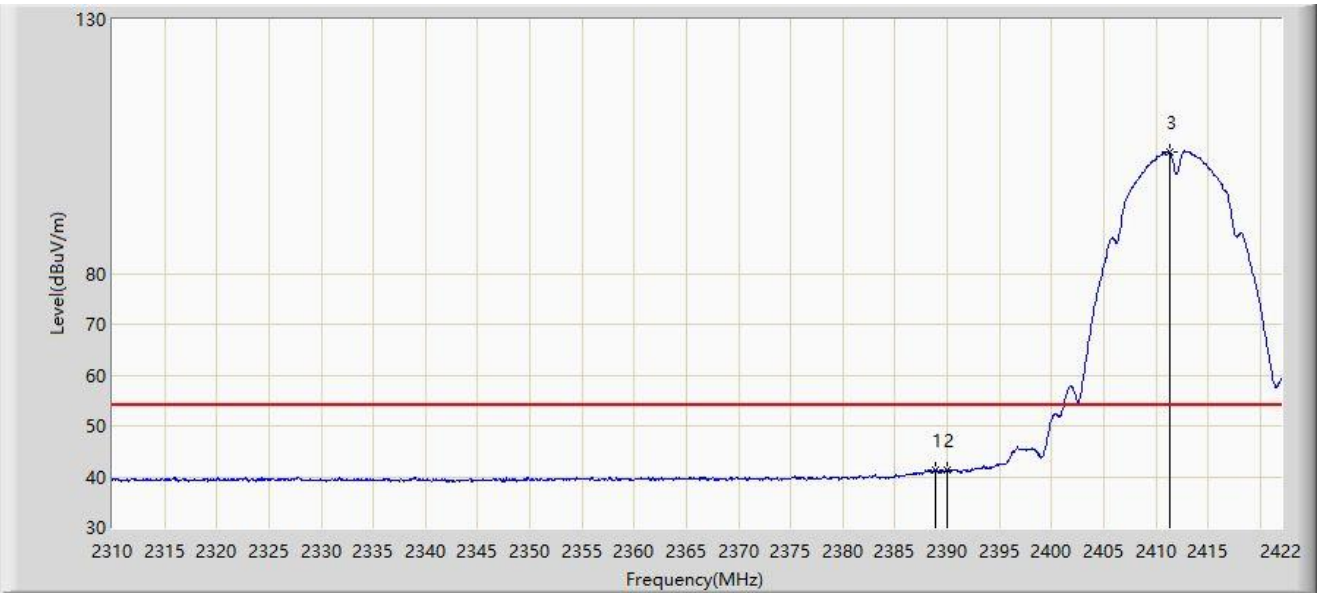

No	Mark	Frequency (MHz)	Measure Level (dBμV/m)	Reading Level (dBμV)	Margin (dB)	Limit (dBμV/m)	Factor (dB/m)	Type
1	*	2388.848	41.342	8.194	-12.658	54.000	33.147	AV
2		2390.000	41.260	8.112	-12.740	54.000	33.148	AV
3		2411.304	104.023	70.803	N/A	N/A	33.220	AV

Note 1: " * ", means this data is the worst emission level.

Note 2: Measure Level (dBμV/m) = Reading Level (dBμV) + Factor (dB/m).

Note 3: Factor (dB/m) = Cable Loss (dB) + Antenna Factor (dB/m).

Site: SIP-AC2	Test Date: 2023-07-05
Limit: FCC_2.4G_RE(3m)	Engineer: Mero Zhou
Probe: HF907_102861_1-18GHz	Polarity: Vertical
EUT: Access Point	Power: AC 120V/60Hz
Test Mode: Transmit by 802.11b at 2412MHz	

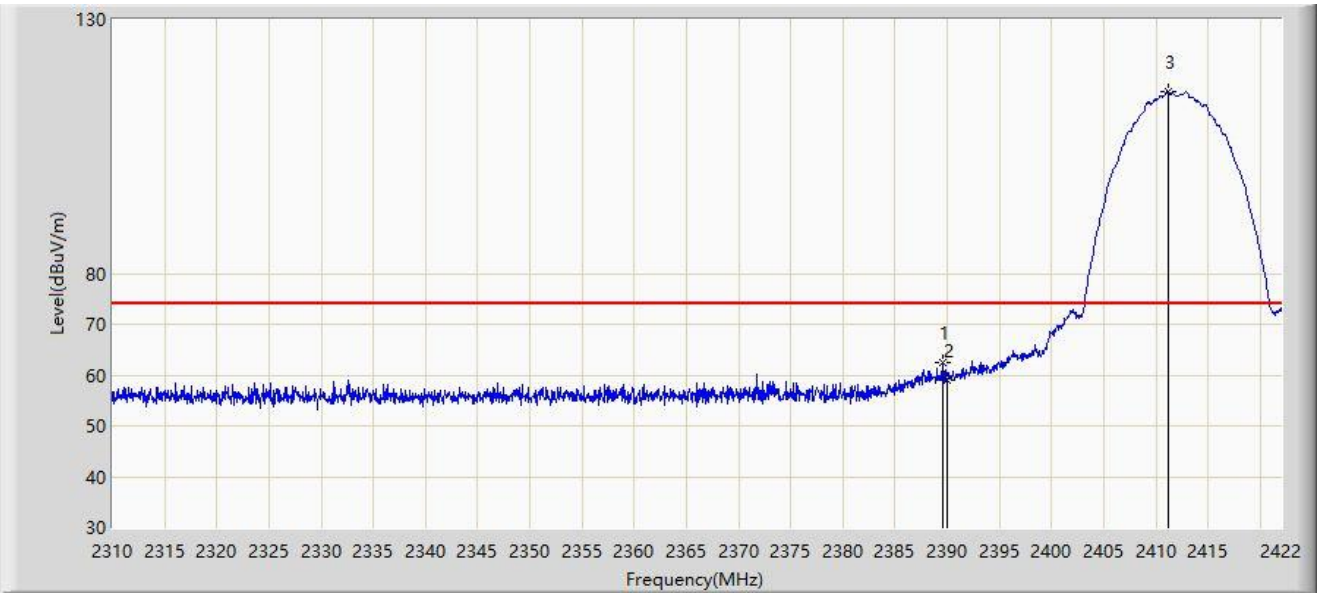

No	Mark	Frequency (MHz)	Measure Level (dBμV/m)	Reading Level (dBμV)	Margin (dB)	Limit (dBμV/m)	Factor (dB/m)	Type
1	*	2389.520	62.346	29.198	-11.654	74.000	33.148	PK
2		2390.000	59.004	25.856	-14.996	74.000	33.148	PK
3		2411.136	115.826	82.607	N/A	N/A	33.218	PK

Note 1: " * ", means this data is the worst emission level.

Note 2: Measure Level (dBμV/m) = Reading Level (dBμV) + Factor (dB/m).

Note 3: Factor (dB/m) = Cable Loss (dB) + Antenna Factor (dB/m).

Site: SIP-AC2	Test Date: 2023-07-05
Limit: FCC_2.4G_RE(3m)	Engineer: Mero Zhou
Probe: HF907_102861_1-18GHz	Polarity: Vertical
EUT: Access Point	Power: AC 120V/60Hz
Test Mode: Transmit by 802.11b at 2412MHz	

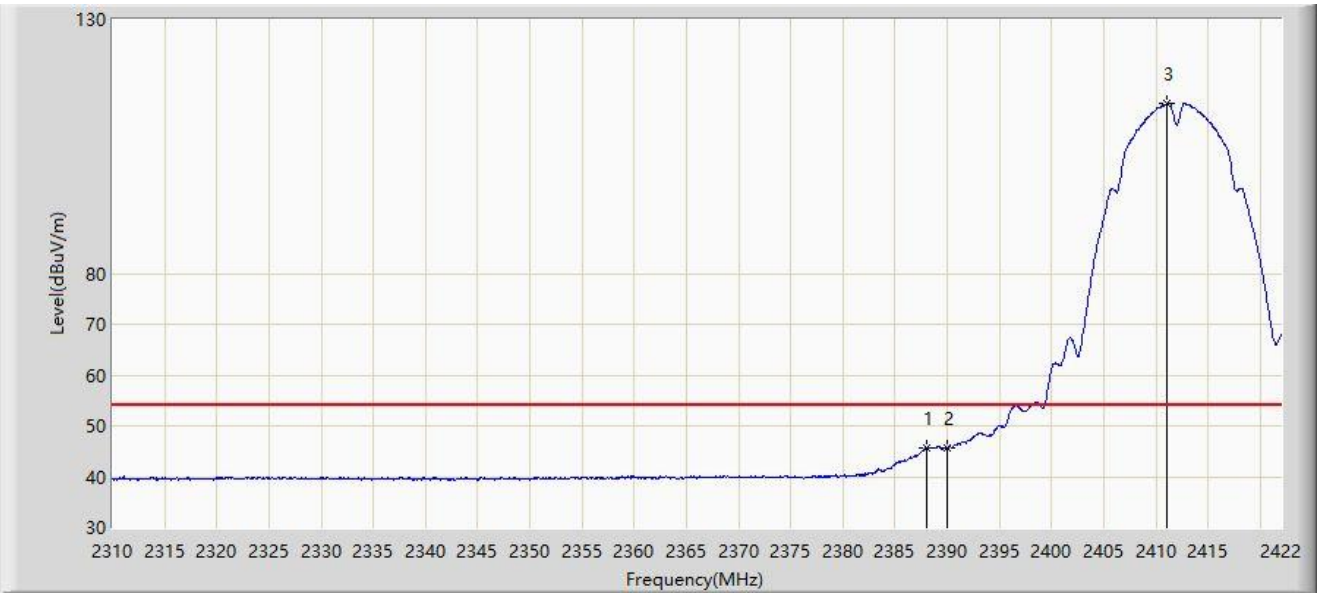

No	Mark	Frequency (MHz)	Measure Level (dBμV/m)	Reading Level (dBμV)	Margin (dB)	Limit (dBμV/m)	Factor (dB/m)	Type
1	*	2388.064	45.776	12.629	-8.224	54.000	33.147	AV
2		2390.000	45.674	12.526	-8.326	54.000	33.148	AV
3		2411.024	113.433	80.215	N/A	N/A	33.218	AV

Note 1: " * ", means this data is the worst emission level.

Note 2: Measure Level (dBμV/m) = Reading Level (dBμV) + Factor (dB/m).

Note 3: Factor (dB/m) = Cable Loss (dB) + Antenna Factor (dB/m).

Site: SIP-AC2	Test Date: 2023-07-05
Limit: FCC_2.4G_RE(3m)	Engineer: Mero Zhou
Probe: HF907_102861_1-18GHz	Polarity: Horizontal
EUT: Access Point	Power: AC 120V/60Hz
Test Mode: Transmit by 802.11g at 2412MHz	

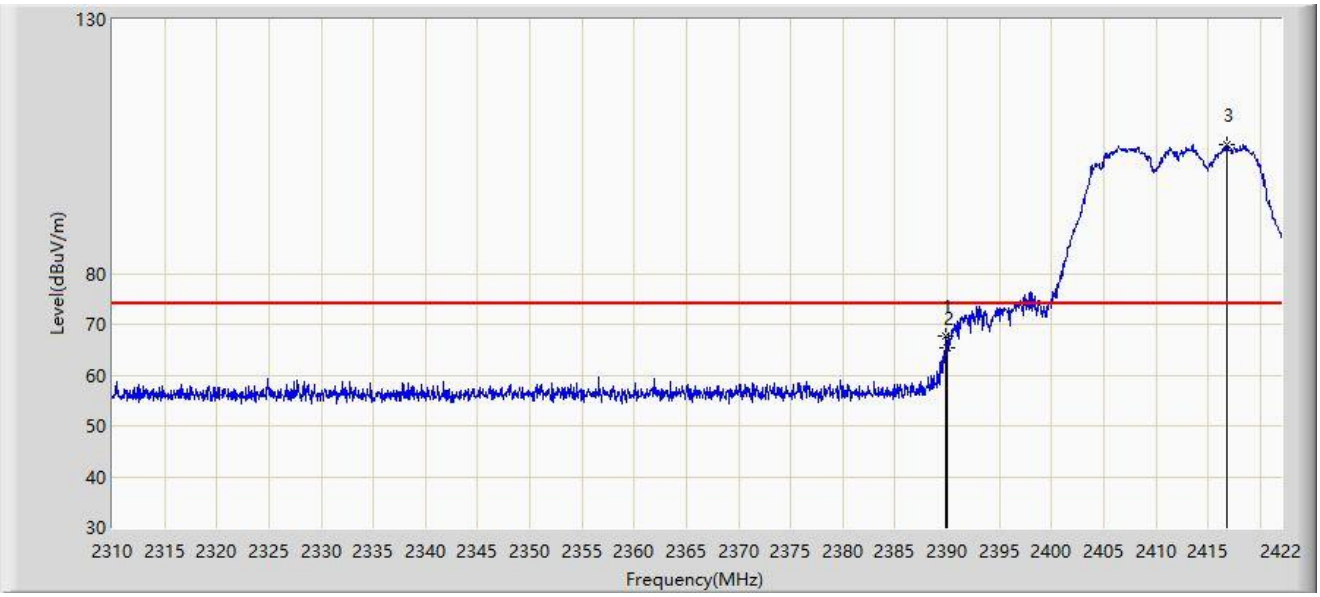

No	Mark	Frequency (MHz)	Measure Level (dBμV/m)	Reading Level (dBμV)	Margin (dB)	Limit (dBμV/m)	Factor (dB/m)	Type
1	*	2389.912	67.658	34.510	-6.342	74.000	33.148	PK
2		2390.000	65.221	32.073	-8.779	74.000	33.148	PK
3		2416.848	105.314	72.063	N/A	N/A	33.252	PK

Note 1: " * ", means this data is the worst emission level.

Note 2: Measure Level (dBμV/m) = Reading Level (dBμV) + Factor (dB/m).

Note 3: Factor (dB/m) = Cable Loss (dB) + Antenna Factor (dB/m).

Site: SIP-AC2	Test Date: 2023-07-05
Limit: FCC_2.4G_RE(3m)	Engineer: Mero Zhou
Probe: HF907_102861_1-18GHz	Polarity: Horizontal
EUT: Access Point	Power: AC 120V/60Hz
Test Mode: Transmit by 802.11g at 2412MHz	

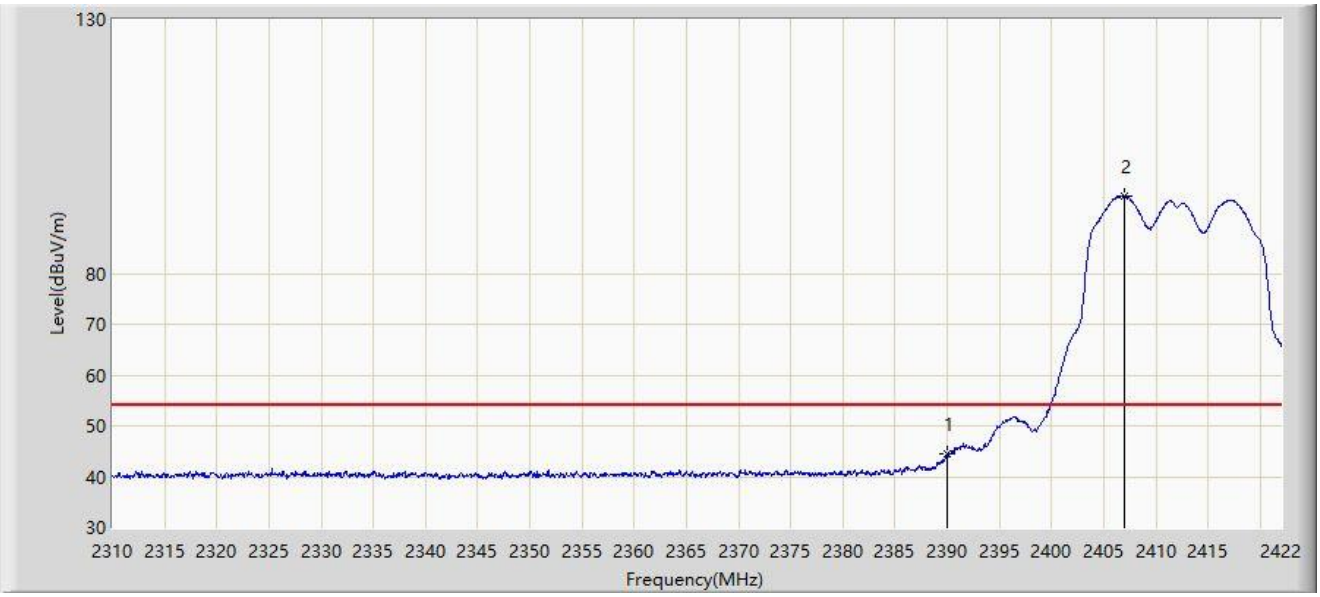

No	Mark	Frequency (MHz)	Measure Level (dBμV/m)	Reading Level (dBμV)	Margin (dB)	Limit (dBμV/m)	Factor (dB/m)	Type
1	*	2390.000	44.413	11.265	-9.587	54.000	33.148	AV
2		2406.936	95.255	62.053	N/A	N/A	33.201	AV

Note 1: " * ", means this data is the worst emission level.

Note 2: Measure Level (dBμV/m) = Reading Level (dBμV) + Factor (dB/m).

Note 3: Factor (dB/m) = Cable Loss (dB) + Antenna Factor (dB/m).

Site: SIP-AC2	Test Date: 2023-07-05
Limit: FCC_2.4G_RE(3m)	Engineer: Mero Zhou
Probe: HF907_102861_1-18GHz	Polarity: Vertical
EUT: Access Point	Power: AC 120V/60Hz
Test Mode: Transmit by 802.11g at 2412MHz	

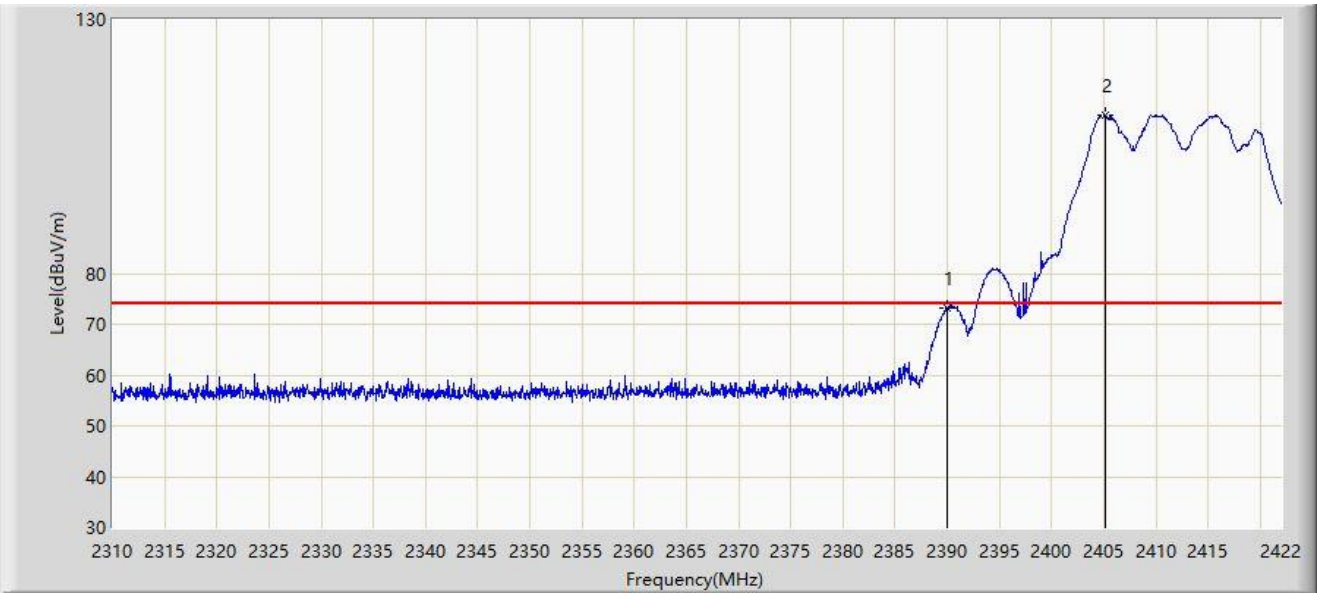

No	Mark	Frequency (MHz)	Measure Level (dBμV/m)	Reading Level (dBμV)	Margin (dB)	Limit (dBμV/m)	Factor (dB/m)	Type
1	*	2390.000	73.178	40.030	-0.822	74.000	33.148	PK
2		2405.144	111.213	78.018	N/A	N/A	33.194	PK

Note 1: " * ", means this data is the worst emission level.

Note 2: Measure Level (dBμV/m) = Reading Level (dBμV) + Factor (dB/m).

Note 3: Factor (dB/m) = Cable Loss (dB) + Antenna Factor (dB/m).

Site: SIP-AC2	Test Date: 2023-07-05
Limit: FCC_2.4G_RE(3m)	Engineer: Mero Zhou
Probe: HF907_102861_1-18GHz	Polarity: Vertical
EUT: Access Point	Power: AC 120V/60Hz
Test Mode: Transmit by 802.11g at 2412MHz	

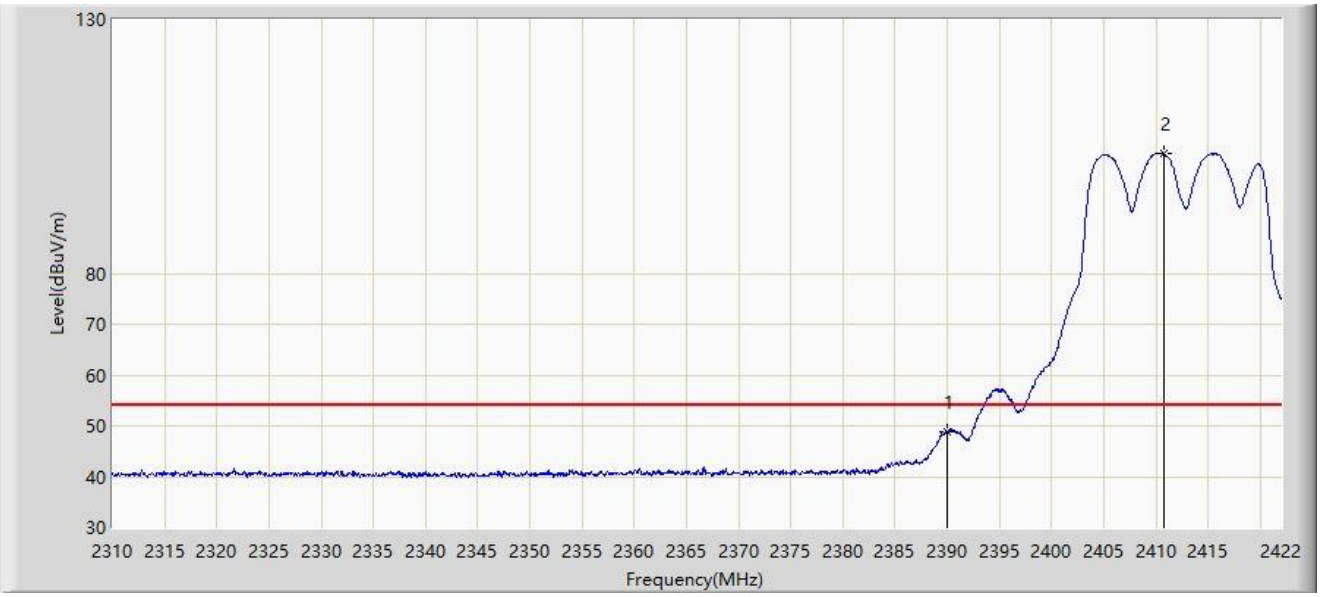

No	Mark	Frequency (MHz)	Measure Level (dBμV/m)	Reading Level (dBμV)	Margin (dB)	Limit (dBμV/m)	Factor (dB/m)	Type
1	*	2390.000	48.791	15.643	-5.209	54.000	33.148	AV
2		2410.800	103.479	70.262	N/A	N/A	33.217	AV

Note 1: " * ", means this data is the worst emission level.

Note 2: Measure Level (dBμV/m) = Reading Level (dBμV) + Factor (dB/m).

Note 3: Factor (dB/m) = Cable Loss (dB) + Antenna Factor (dB/m).

Site: SIP-AC2	Test Date: 2023-07-05
Limit: FCC_2.4G_RE(3m)	Engineer: Mero Zhou
Probe: HF907_102861_1-18GHz	Polarity: Horizontal
EUT: Access Point	Power: AC 120V/60Hz
Test Mode: Transmit by 802.11n-HT20 at 2412MHz	

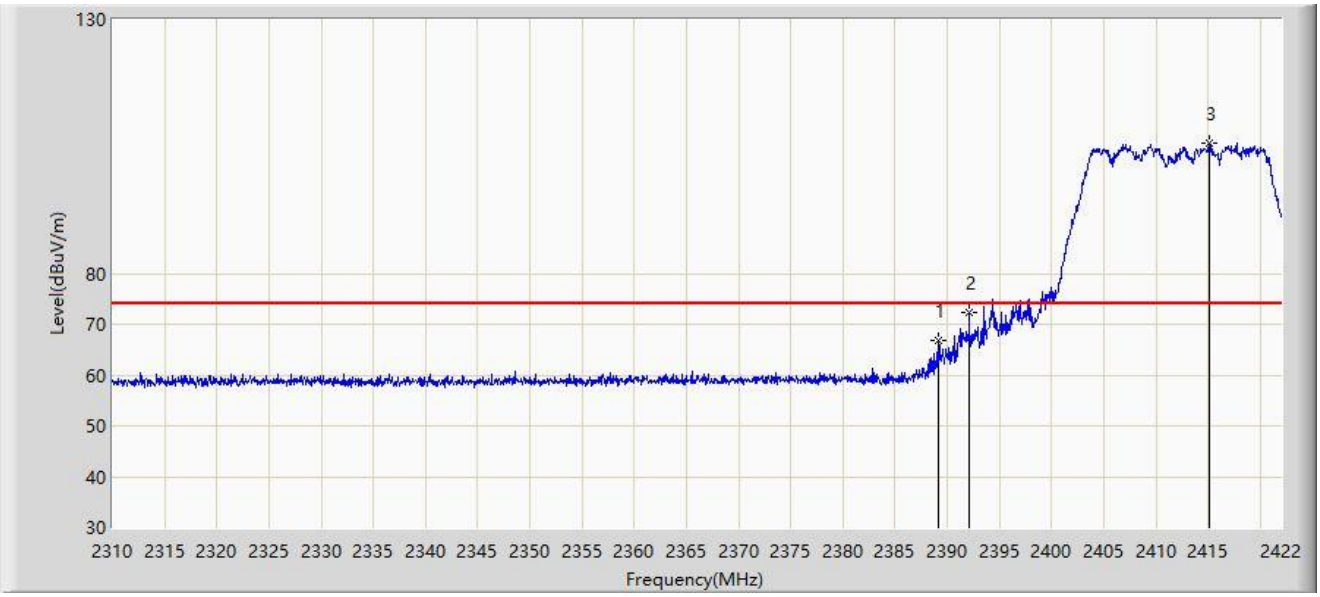

No	Mark	Frequency (MHz)	Measure Level (dBμV/m)	Reading Level (dBμV)	Margin (dB)	Limit (dBμV/m)	Factor (dB/m)	Type
1		2389.128	66.934	33.786	-7.066	74.000	33.147	PK
2	*	2392.096	72.342	39.193	-1.658	74.000	33.149	PK
3		2415.112	105.666	72.425	N/A	N/A	33.241	PK

Note 1: " * ", means this data is the worst emission level.

Note 2: Measure Level (dBμV/m) = Reading Level (dBμV) + Factor (dB/m).

Note 3: Factor (dB/m) = Cable Loss (dB) + Antenna Factor (dB/m).

Site: SIP-AC2	Test Date: 2023-07-05
Limit: FCC_2.4G_RE(3m)	Engineer: Mero Zhou
Probe: HF907_102861_1-18GHz	Polarity: Horizontal
EUT: Access Point	Power: AC 120V/60Hz
Test Mode: Transmit by 802.11n-HT20 at 2412MHz	

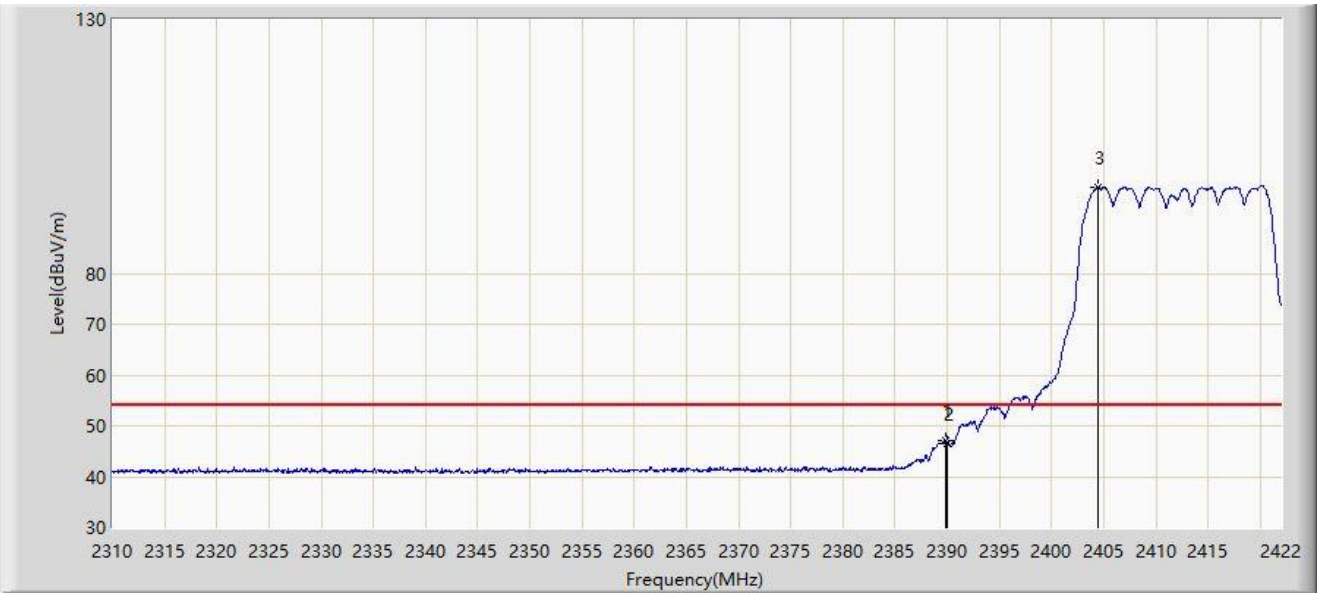

No	Mark	Frequency (MHz)	Measure Level (dBμV/m)	Reading Level (dBμV)	Margin (dB)	Limit (dBμV/m)	Factor (dB/m)	Type
1	*	2389.856	47.029	13.881	-6.971	54.000	33.148	AV
2		2390.000	46.485	13.337	-7.515	54.000	33.148	AV
3		2404.416	97.037	63.845	N/A	N/A	33.192	AV

Note 1: " * ", means this data is the worst emission level.

Note 2: Measure Level (dBμV/m) = Reading Level (dBμV) + Factor (dB/m).

Note 3: Factor (dB/m) = Cable Loss (dB) + Antenna Factor (dB/m).

Site: SIP-AC2	Test Date: 2023-07-05
Limit: FCC_2.4G_RE(3m)	Engineer: Mero Zhou
Probe: HF907_102861_1-18GHz	Polarity: Vertical
EUT: Access Point	Power: AC 120V/60Hz
Test Mode: Transmit by 802.11n-HT20 at 2412MHz	

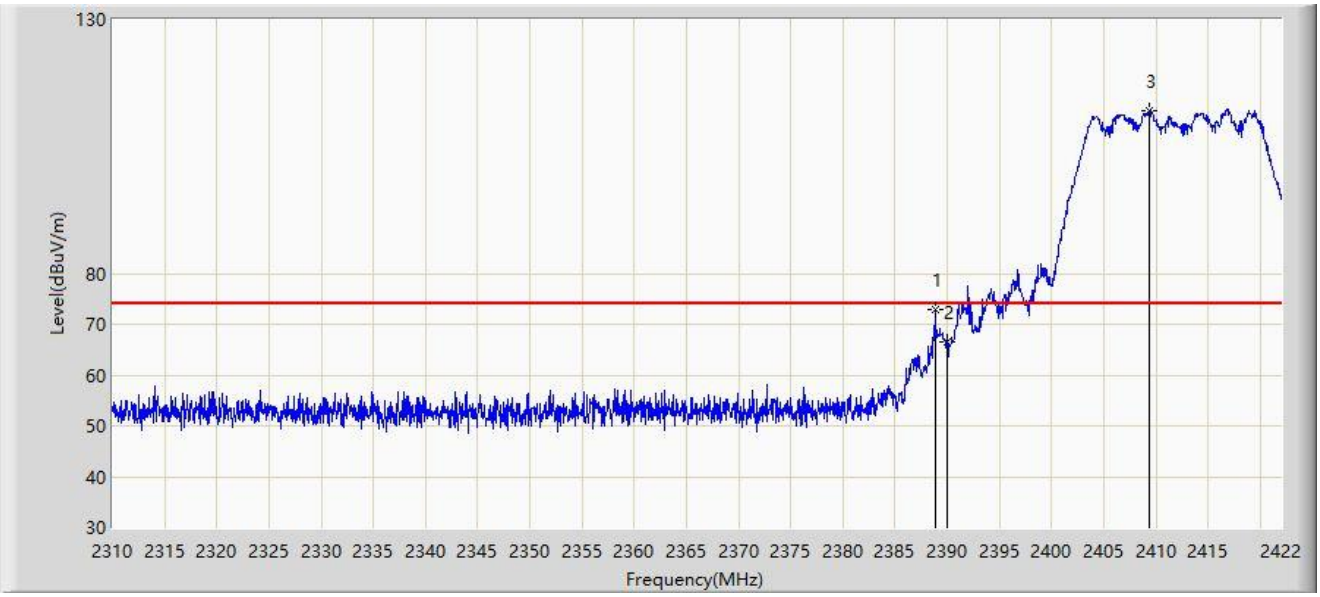

No	Mark	Frequency (MHz)	Measure Level (dBμV/m)	Reading Level (dBμV)	Margin (dB)	Limit (dBμV/m)	Factor (dB/m)	Type
1	*	2388.848	72.973	39.825	-1.027	74.000	33.147	PK
2		2390.000	66.597	33.449	-7.403	74.000	33.148	PK
3		2409.400	111.886	78.674	N/A	N/A	33.212	PK

Note 1: " * ", means this data is the worst emission level.

Note 2: Measure Level (dBμV/m) = Reading Level (dBμV) + Factor (dB/m).

Note 3: Factor (dB/m) = Cable Loss (dB) + Antenna Factor (dB/m).

Site: SIP-AC2	Test Date: 2023-07-05
Limit: FCC_2.4G_RE(3m)	Engineer: Mero Zhou
Probe: HF907_102861_1-18GHz	Polarity: Vertical
EUT: Access Point	Power: AC 120V/60Hz
Test Mode: Transmit by 802.11n-HT20 at 2412MHz	

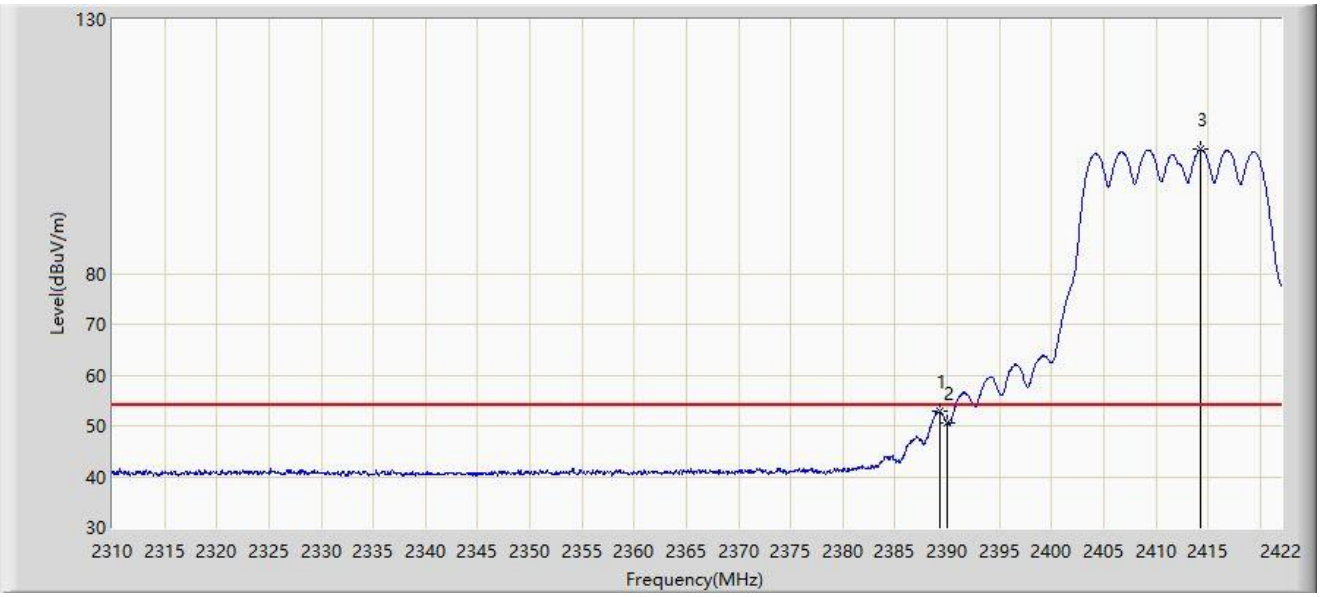

No	Mark	Frequency (MHz)	Measure Level (dBμV/m)	Reading Level (dBμV)	Margin (dB)	Limit (dBμV/m)	Factor (dB/m)	Type
1	*	2389.352	52.794	19.646	-1.206	54.000	33.148	AV
2		2390.000	50.716	17.568	-3.284	54.000	33.148	AV
3		2414.272	104.399	71.162	N/A	N/A	33.236	AV

Note 1: " * ", means this data is the worst emission level.

Note 2: Measure Level (dBμV/m) = Reading Level (dBμV) + Factor (dB/m).

Note 3: Factor (dB/m) = Cable Loss (dB) + Antenna Factor (dB/m).

Site: SIP-AC2	Test Date: 2023-07-05
Limit: FCC_2.4G_RE(3m)	Engineer: Mero Zhou
Probe: HF907_102861_1-18GHz	Polarity: Horizontal
EUT: Access Point	Power: AC 120V/60Hz
Test Mode: Transmit by 802.11n-HT40 at 2422MHz	

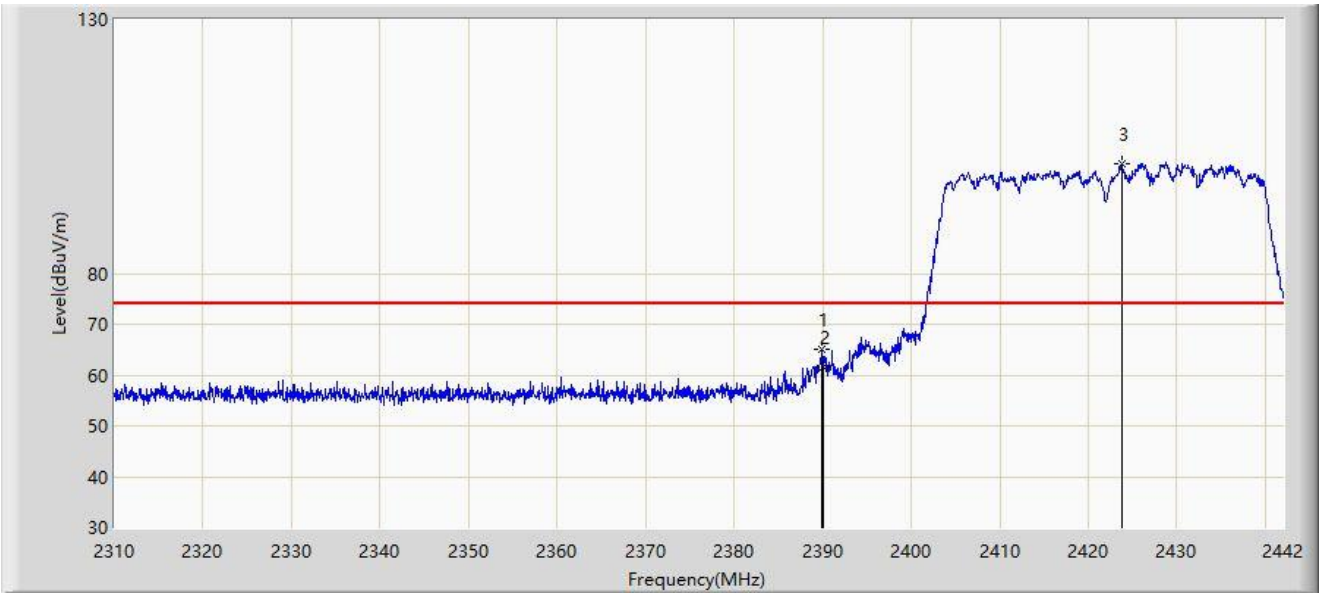

No	Mark	Frequency (MHz)	Measure Level (dBμV/m)	Reading Level (dBμV)	Margin (dB)	Limit (dBμV/m)	Factor (dB/m)	Type
1	*	2389.926	65.131	31.983	-8.869	74.000	33.148	PK
2		2390.000	61.622	28.474	-12.378	74.000	33.148	PK
3		2423.784	101.608	68.317	N/A	N/A	33.291	PK

Note 1: " * ", means this data is the worst emission level.

Note 2: Measure Level (dBμV/m) = Reading Level (dBμV) + Factor (dB/m).

Note 3: Factor (dB/m) = Cable Loss (dB) + Antenna Factor (dB/m).

Site: SIP-AC2	Test Date: 2023-07-05
Limit: FCC_2.4G_RE(3m)	Engineer: Mero Zhou
Probe: HF907_102861_1-18GHz	Polarity: Horizontal
EUT: Access Point	Power: AC 120V/60Hz
Test Mode: Transmit by 802.11n-HT40 at 2422MHz	

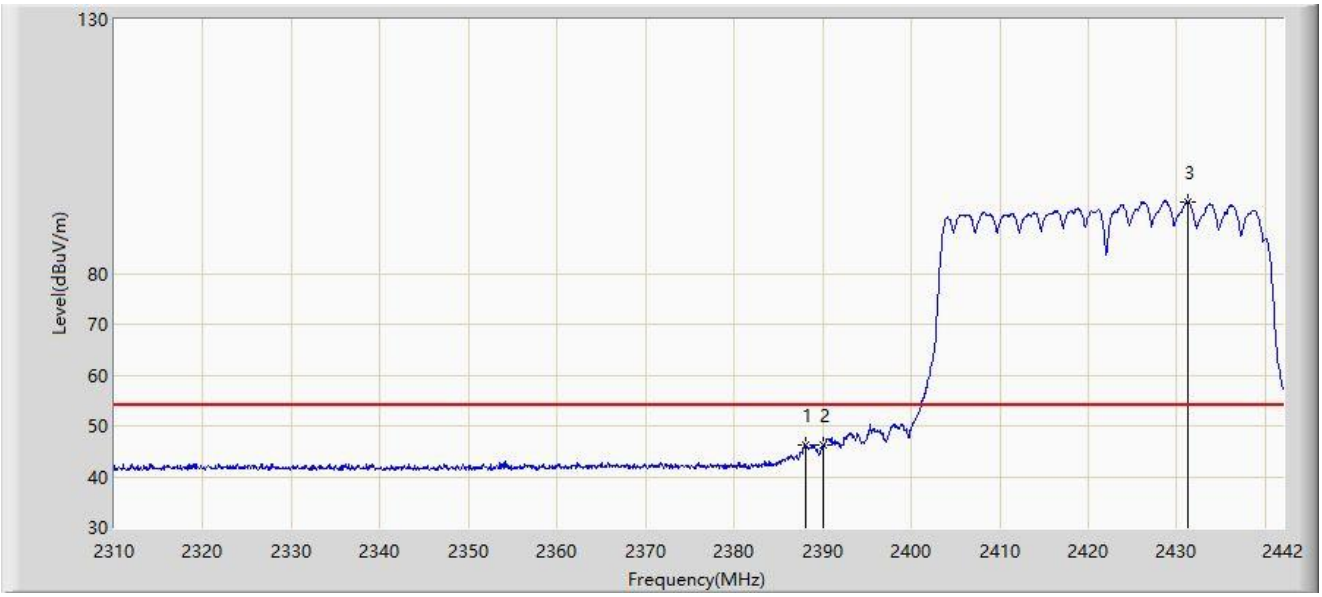

No	Mark	Frequency (MHz)	Measure Level (dBµV/m)	Reading Level (dBµV)	Margin (dB)	Limit (dBµV/m)	Factor (dB/m)	Type
1	*	2388.012	46.329	13.182	-7.671	54.000	33.147	AV
2		2390.000	46.113	12.965	-7.887	54.000	33.148	AV
3		2431.308	94.161	60.832	N/A	N/A	33.329	AV

Note 1: " * ", means this data is the worst emission level.

Note 2: Measure Level (dBµV/m) = Reading Level (dBµV) + Factor (dB/m).

Note 3: Factor (dB/m) = Cable Loss (dB) + Antenna Factor (dB/m).

Site: SIP-AC2	Test Date: 2023-07-05
Limit: FCC_2.4G_RE(3m)	Engineer: Mero Zhou
Probe: HF907_102861_1-18GHz	Polarity: Vertical
EUT: Access Point	Power: AC 120V/60Hz
Test Mode: Transmit by 802.11n-HT40 at 2422MHz	

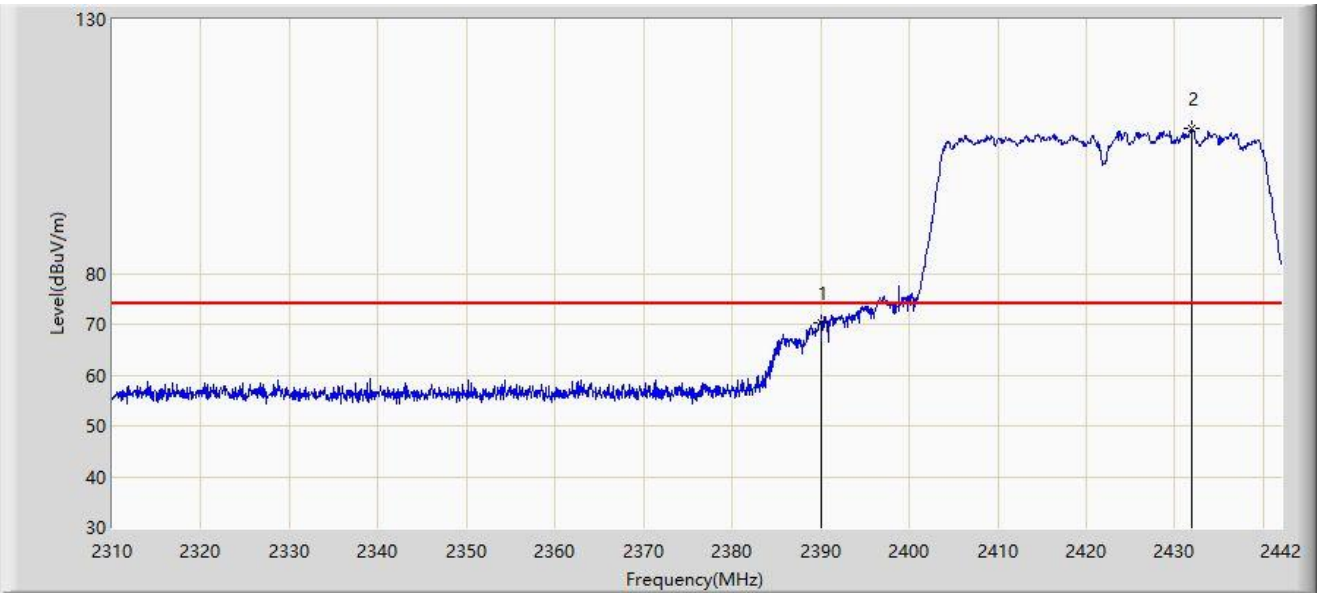

No	Mark	Frequency (MHz)	Measure Level (dBμV/m)	Reading Level (dBμV)	Margin (dB)	Limit (dBμV/m)	Factor (dB/m)	Type
1	*	2390.000	70.240	37.092	-3.760	74.000	33.148	PK
2		2431.968	108.473	75.142	N/A	N/A	33.331	PK

Note 1: " * ", means this data is the worst emission level.

Note 2: Measure Level (dBμV/m) = Reading Level (dBμV) + Factor (dB/m).

Note 3: Factor (dB/m) = Cable Loss (dB) + Antenna Factor (dB/m).

Site: SIP-AC2	Test Date: 2023-07-05
Limit: FCC_2.4G_RE(3m)	Engineer: Mero Zhou
Probe: HF907_102861_1-18GHz	Polarity: Vertical
EUT: Access Point	Power: AC 120V/60Hz
Test Mode: Transmit by 802.11n-HT40 at 2422MHz	

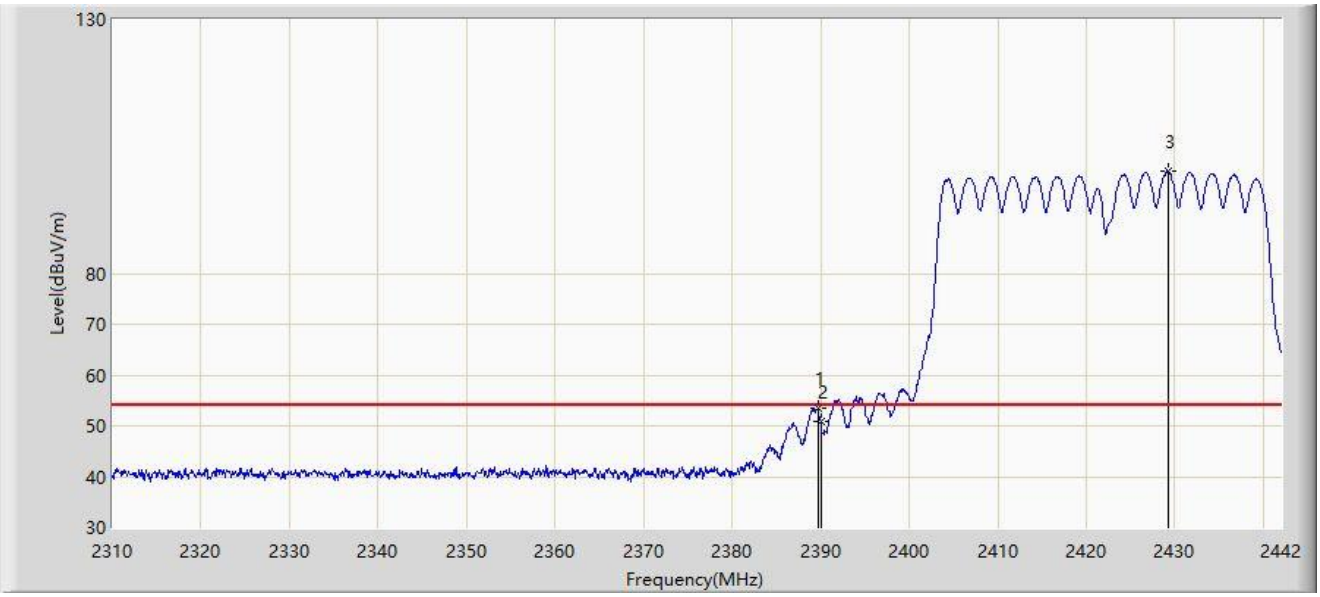

No	Mark	Frequency (MHz)	Measure Level (dBμV/m)	Reading Level (dBμV)	Margin (dB)	Limit (dBμV/m)	Factor (dB/m)	Type
1	*	2389.662	53.381	20.233	-0.619	54.000	33.148	AV
2		2390.000	50.793	17.645	-3.207	54.000	33.148	AV
3		2429.196	100.108	66.788	N/A	N/A	33.320	AV

Note 1: " * ", means this data is the worst emission level.

Note 2: Measure Level (dBμV/m) = Reading Level (dBμV) + Factor (dB/m).

Note 3: Factor (dB/m) = Cable Loss (dB) + Antenna Factor (dB/m).

Site: SIP-AC2	Test Date: 2023-07-05
Limit: FCC_2.4G_RE(3m)	Engineer: Mero Zhou
Probe: HF907_102861_1-18GHz	Polarity: Horizontal
EUT: Access Point	Power: AC 120V/60Hz
Test Mode: Transmit by 802.11ax-HE20 at 2412MHz	

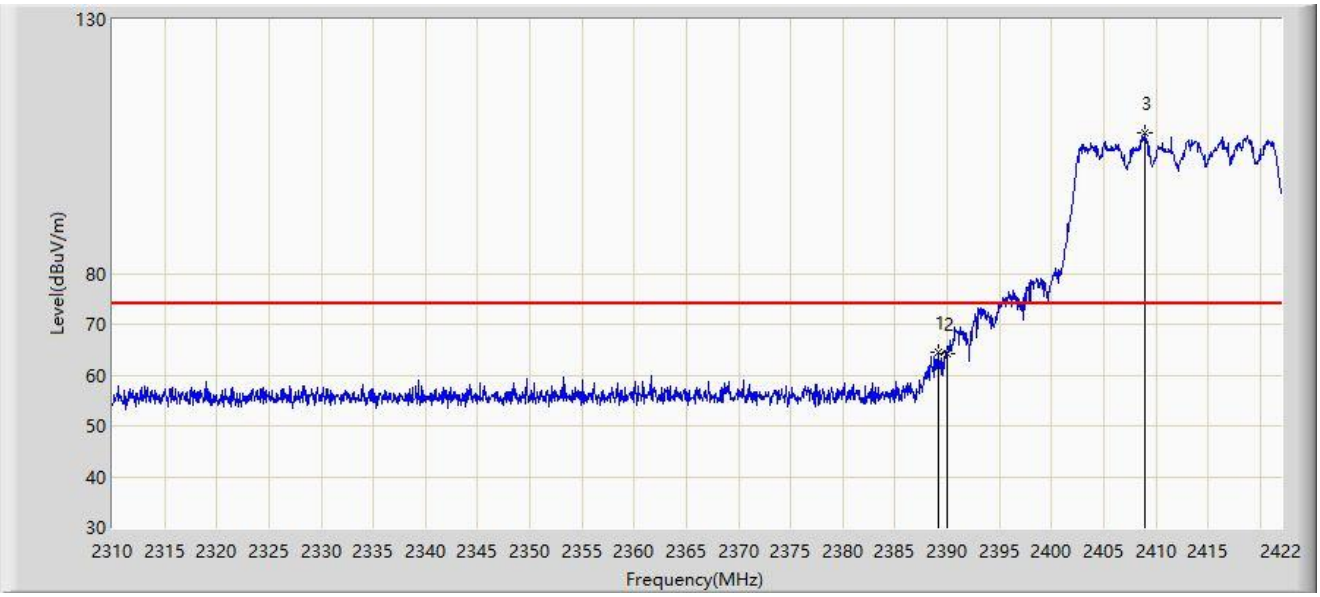

No	Mark	Frequency (MHz)	Measure Level (dBµV/m)	Reading Level (dBµV)	Margin (dB)	Limit (dBµV/m)	Factor (dB/m)	Type
1	*	2389.128	64.611	31.463	-9.389	74.000	33.147	PK
2		2390.000	64.227	31.079	-9.773	74.000	33.148	PK
3		2408.896	107.593	74.383	N/A	N/A	33.210	PK

Note 1: " * ", means this data is the worst emission level.

Note 2: Measure Level (dBµV/m) = Reading Level (dBµV) + Factor (dB/m).

Note 3: Factor (dB/m) = Cable Loss (dB) + Antenna Factor (dB/m).

Site: SIP-AC2	Test Date: 2023-07-05
Limit: FCC_2.4G_RE(3m)	Engineer: Mero Zhou
Probe: HF907_102861_1-18GHz	Polarity: Horizontal
EUT: Access Point	Power: AC 120V/60Hz
Test Mode: Transmit by 802.11ax-HE20 at 2412MHz	

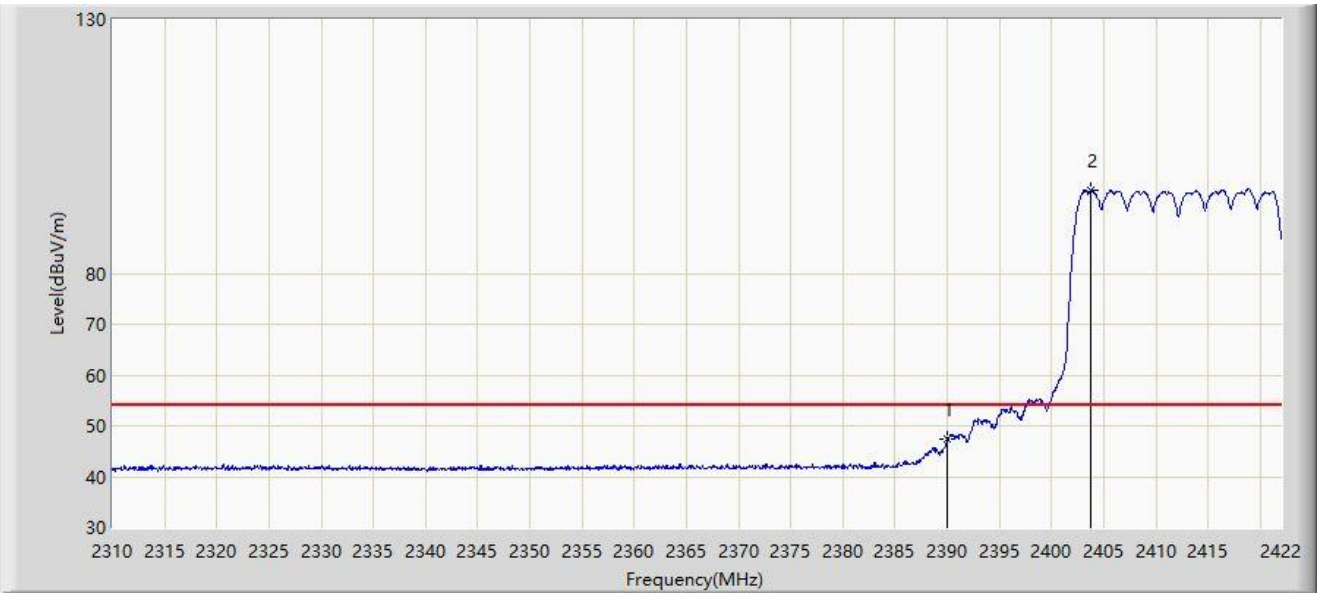

No	Mark	Frequency (MHz)	Measure Level (dBμV/m)	Reading Level (dBμV)	Margin (dB)	Limit (dBμV/m)	Factor (dB/m)	Type
1	*	2390.000	47.428	14.280	-6.572	54.000	33.148	AV
2		2403.800	96.368	63.179	N/A	N/A	33.189	AV

Note 1: " * ", means this data is the worst emission level.

Note 2: Measure Level (dBμV/m) = Reading Level (dBμV) + Factor (dB/m).

Note 3: Factor (dB/m) = Cable Loss (dB) + Antenna Factor (dB/m).

Site: SIP-AC2	Test Date: 2023-07-05
Limit: FCC_2.4G_RE(3m)	Engineer: Mero Zhou
Probe: HF907_102861_1-18GHz	Polarity: Vertical
EUT: Access Point	Power: AC 120V/60Hz
Test Mode: Transmit by 802.11ax-HE20 at 2412MHz	

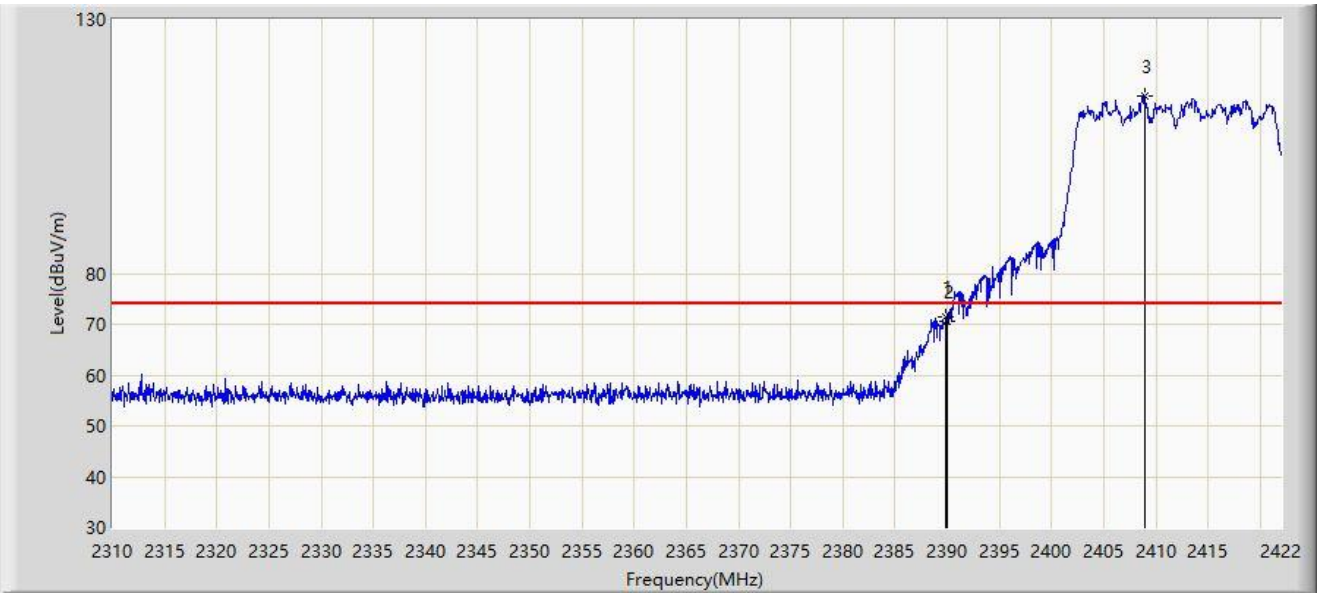

No	Mark	Frequency (MHz)	Measure Level (dBμV/m)	Reading Level (dBμV)	Margin (dB)	Limit (dBμV/m)	Factor (dB/m)	Type
1	*	2389.856	71.364	38.216	-2.636	74.000	33.148	PK
2		2390.000	70.689	37.541	-3.311	74.000	33.148	PK
3		2408.896	115.016	81.806	N/A	N/A	33.210	PK

Note 1: " * ", means this data is the worst emission level.

Note 2: Measure Level (dBμV/m) = Reading Level (dBμV) + Factor (dB/m).

Note 3: Factor (dB/m) = Cable Loss (dB) + Antenna Factor (dB/m).

Site: SIP-AC2	Test Date: 2023-07-05
Limit: FCC_2.4G_RE(3m)	Engineer: Mero Zhou
Probe: HF907_102861_1-18GHz	Polarity: Vertical
EUT: Access Point	Power: AC 120V/60Hz
Test Mode: Transmit by 802.11ax-HE20 at 2412MHz	

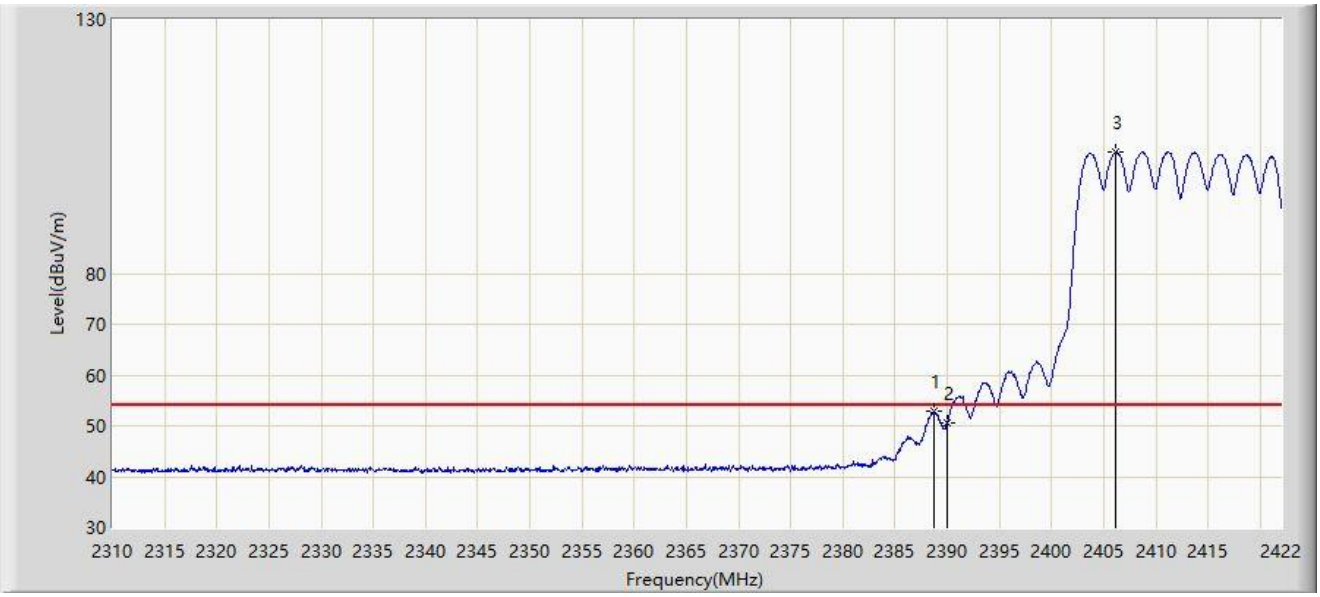

No	Mark	Frequency (MHz)	Measure Level (dBμV/m)	Reading Level (dBμV)	Margin (dB)	Limit (dBμV/m)	Factor (dB/m)	Type
1	*	2388.736	52.816	19.668	-1.184	54.000	33.148	AV
2		2390.000	50.625	17.477	-3.375	54.000	33.148	AV
3		2406.208	103.781	70.582	N/A	N/A	33.199	AV

Note 1: " * ", means this data is the worst emission level.

Note 2: Measure Level (dBμV/m) = Reading Level (dBμV) + Factor (dB/m).

Note 3: Factor (dB/m) = Cable Loss (dB) + Antenna Factor (dB/m).

Site: SIP-AC2	Test Date: 2023-07-05
Limit: FCC_2.4G_RE(3m)	Engineer: Mero Zhou
Probe: HF907_102861_1-18GHz	Polarity: Horizontal
EUT: Access Point	Power: AC 120V/60Hz
Test Mode: Transmit by 802.11ax-HE40 at 2422MHz	

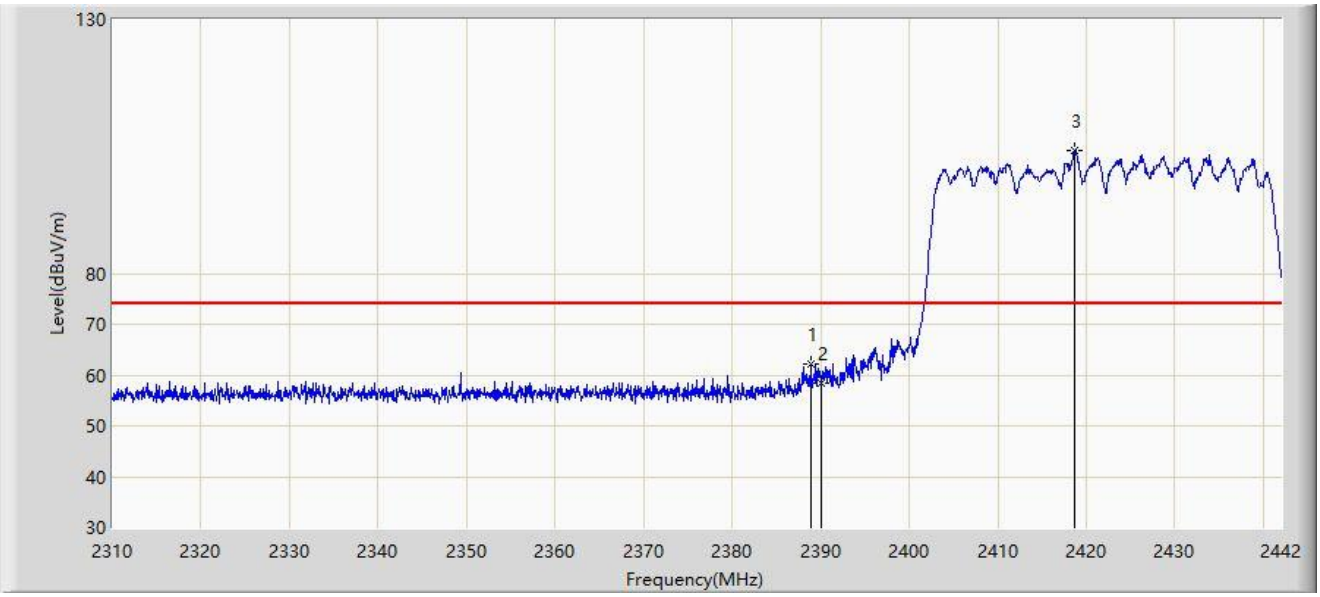

No	Mark	Frequency (MHz)	Measure Level (dBμV/m)	Reading Level (dBμV)	Margin (dB)	Limit (dBμV/m)	Factor (dB/m)	Type
1	*	2388.870	62.290	29.142	-11.710	74.000	33.147	PK
2		2390.000	58.280	25.132	-15.720	74.000	33.148	PK
3		2418.702	104.084	70.822	N/A	N/A	33.261	PK

Note 1: " * ", means this data is the worst emission level.

Note 2: Measure Level (dBμV/m) = Reading Level (dBμV) + Factor (dB/m).

Note 3: Factor (dB/m) = Cable Loss (dB) + Antenna Factor (dB/m).

Site: SIP-AC2	Test Date: 2023-07-05
Limit: FCC_2.4G_RE(3m)	Engineer: Mero Zhou
Probe: HF907_102861_1-18GHz	Polarity: Horizontal
EUT: Access Point	Power: AC 120V/60Hz
Test Mode: Transmit by 802.11ax-HE40 at 2422MHz	

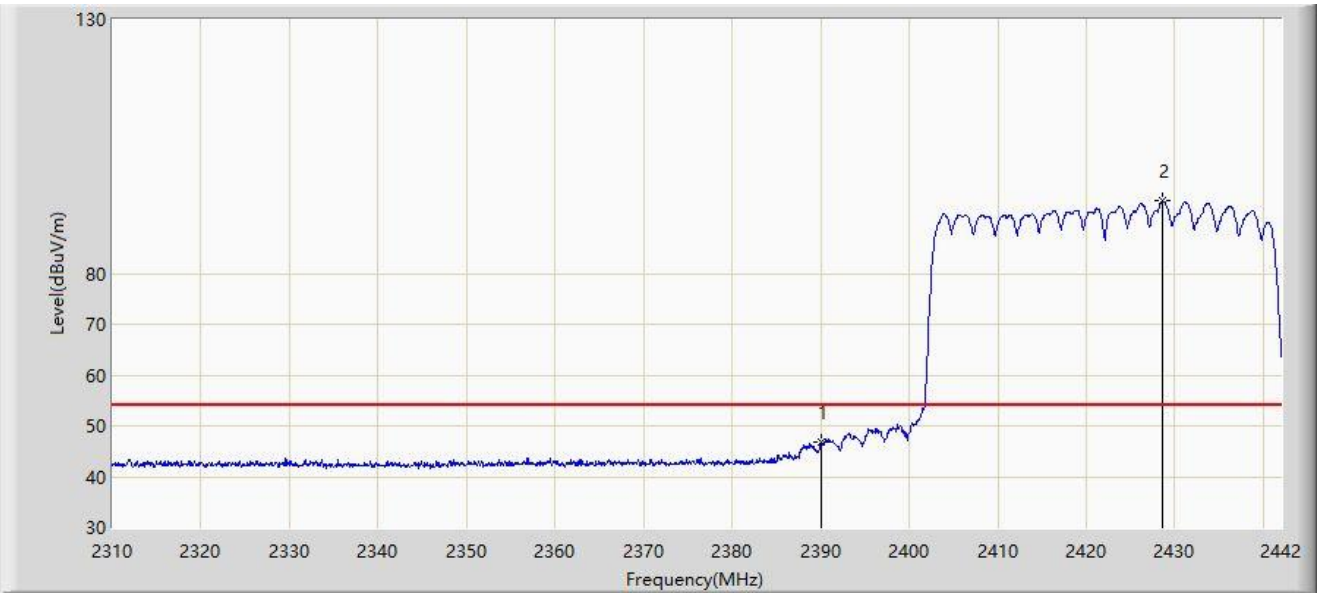

No	Mark	Frequency (MHz)	Measure Level (dBμV/m)	Reading Level (dBμV)	Margin (dB)	Limit (dBμV/m)	Factor (dB/m)	Type
1	*	2390.000	46.894	13.746	-7.106	54.000	33.148	AV
2		2428.602	94.203	60.886	N/A	N/A	33.317	AV

Note 1: " * ", means this data is the worst emission level.

Note 2: Measure Level (dBμV/m) = Reading Level (dBμV) + Factor (dB/m).

Note 3: Factor (dB/m) = Cable Loss (dB) + Antenna Factor (dB/m).

Site: SIP-AC2	Test Date: 2023-07-05
Limit: FCC_2.4G_RE(3m)	Engineer: Mero Zhou
Probe: HF907_102861_1-18GHz	Polarity: Vertical
EUT: Access Point	Power: AC 120V/60Hz
Test Mode: Transmit by 802.11ax-HE40 at 2422MHz	

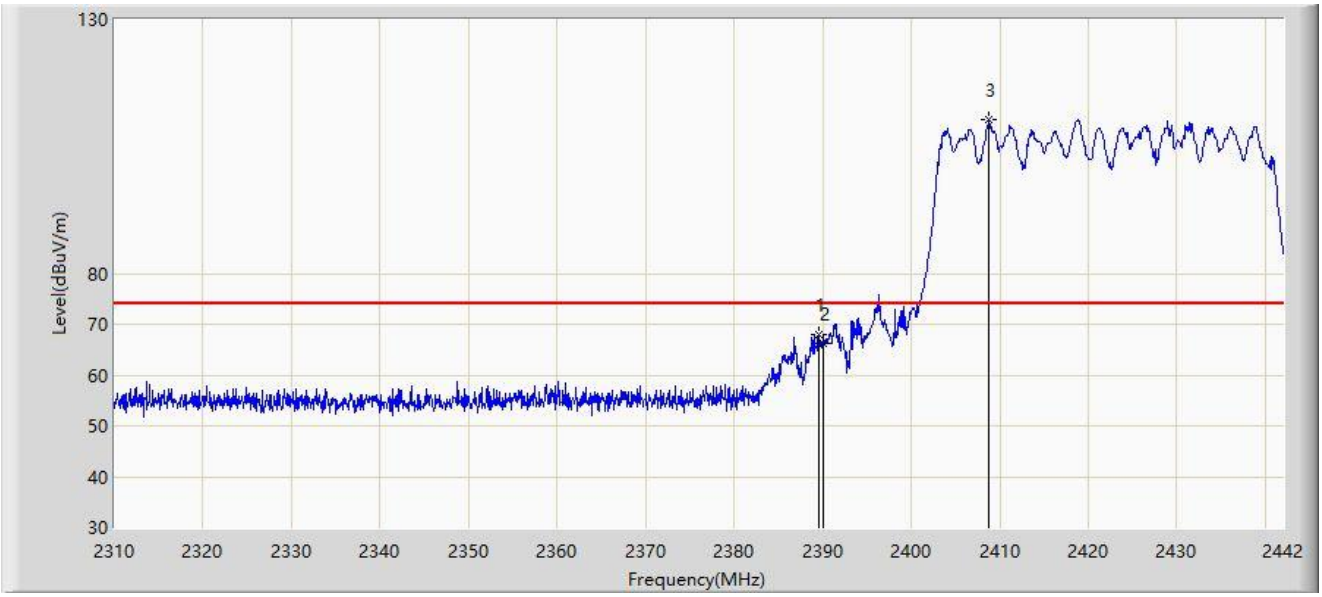

No	Mark	Frequency (MHz)	Measure Level (dBμV/m)	Reading Level (dBμV)	Margin (dB)	Limit (dBμV/m)	Factor (dB/m)	Type
1	*	2389.530	67.958	34.810	-6.042	74.000	33.148	PK
2		2390.000	66.221	33.073	-7.779	74.000	33.148	PK
3		2408.802	110.215	77.006	N/A	N/A	33.210	PK

Note 1: " * ", means this data is the worst emission level.

Note 2: Measure Level (dBμV/m) = Reading Level (dBμV) + Factor (dB/m).

Note 3: Factor (dB/m) = Cable Loss (dB) + Antenna Factor (dB/m).

Site: SIP-AC2	Test Date: 2023-07-05
Limit: FCC_2.4G_RE(3m)	Engineer: Mero Zhou
Probe: HF907_102861_1-18GHz	Polarity: Vertical
EUT: Access Point	Power: AC 120V/60Hz
Test Mode: Transmit by 802.11ax-HE40 at 2422MHz	

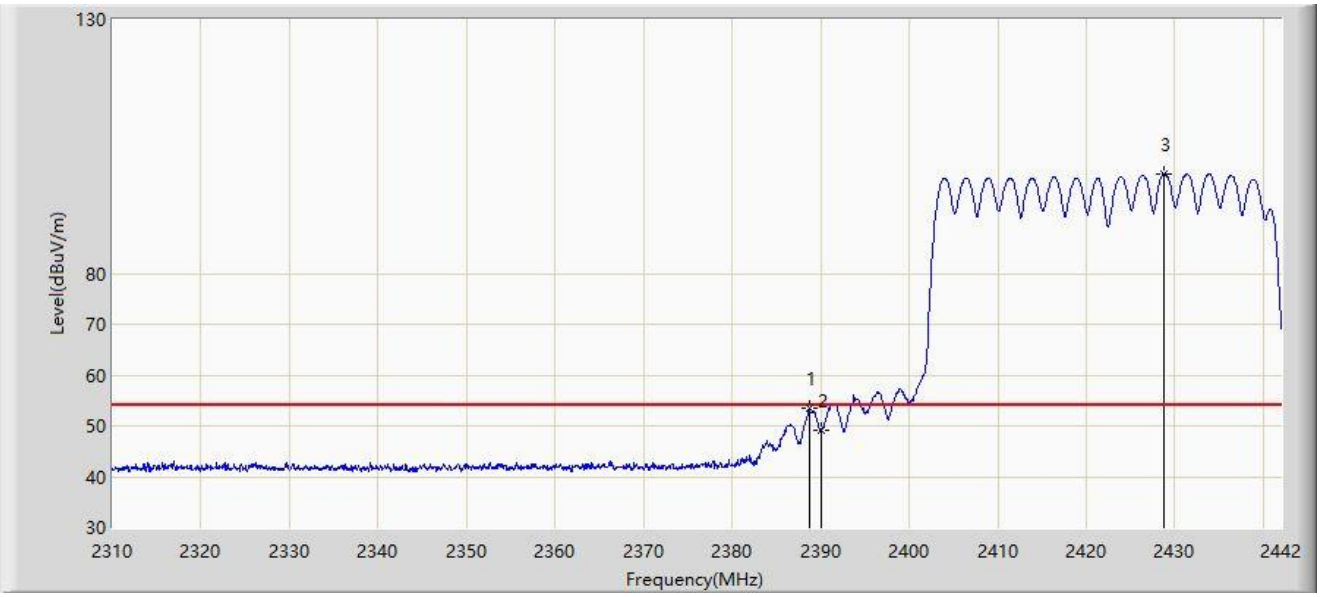

No	Mark	Frequency (MHz)	Measure Level (dBμV/m)	Reading Level (dBμV)	Margin (dB)	Limit (dBμV/m)	Factor (dB/m)	Type
1	*	2388.738	53.432	20.284	-0.568	54.000	33.148	AV
2		2390.000	49.176	16.028	-4.824	54.000	33.148	AV
3		2428.800	99.609	66.291	N/A	N/A	33.319	AV

Note 1: " * ", means this data is the worst emission level.

Note 2: Measure Level (dBμV/m) = Reading Level (dBμV) + Factor (dB/m).

Note 3: Factor (dB/m) = Cable Loss (dB) + Antenna Factor (dB/m).

Radio 0 – Filter 3#:

Site: SIP-AC2	Test Date: 2023-07-05
Limit: FCC_2.4G_RE(3m)	Engineer: Mero Zhou
Probe: HF907_102861_1-18GHz	Polarity: Horizontal
EUT: Access Point	Power: AC 120V/60Hz
Test Mode: Transmit by 802.11b at 2462MHz	

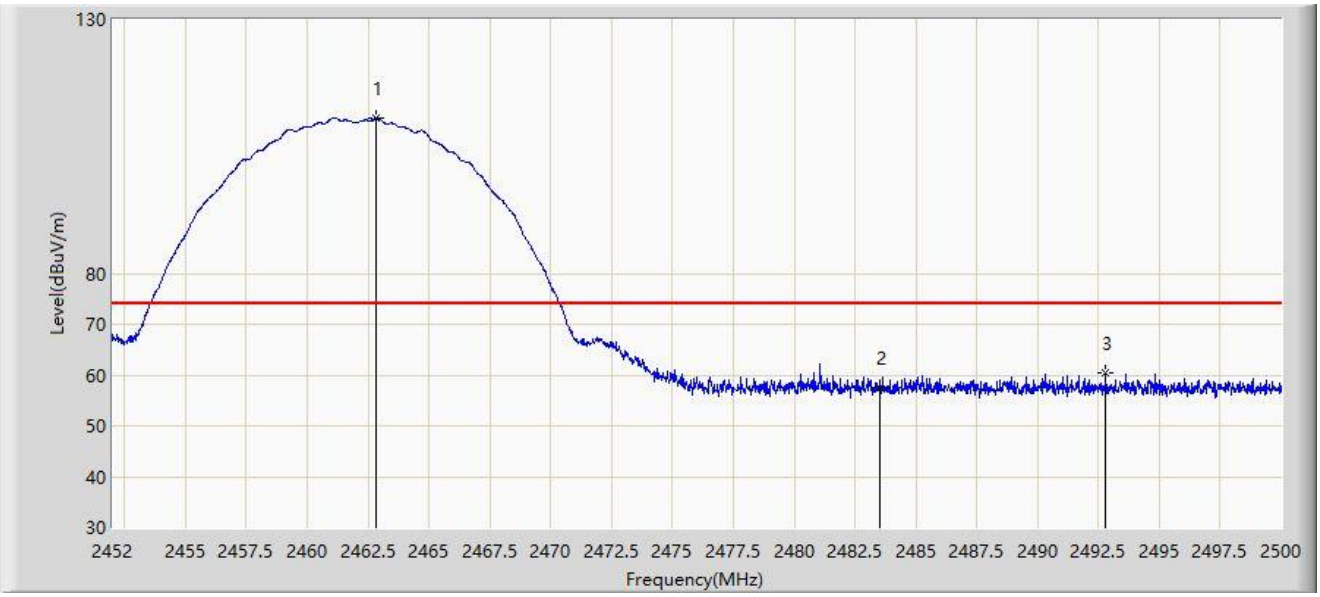

No	Mark	Frequency (MHz)	Measure Level (dBμV/m)	Reading Level (dBμV)	Margin (dB)	Limit (dBμV/m)	Factor (dB/m)	Type
1		2462.824	110.604	77.175	N/A	N/A	33.429	PK
2		2483.500	57.593	24.153	-16.407	74.000	33.440	PK
3	*	2492.800	60.511	27.006	-13.489	74.000	33.504	PK

Note 1: " * ", means this data is the worst emission level.

Note 2: Measure Level (dBμV/m) = Reading Level (dBμV) + Factor (dB/m).

Note 3: Factor (dB/m) = Cable Loss (dB) + Antenna Factor (dB/m).

Site: SIP-AC2	Test Date: 2023-07-05
Limit: FCC_2.4G_RE(3m)	Engineer: Mero Zhou
Probe: HF907_102861_1-18GHz	Polarity: Horizontal
EUT: Access Point	Power: AC 120V/60Hz
Test Mode: Transmit by 802.11b at 2462MHz	

No	Mark	Frequency (MHz)	Measure Level (dBμV/m)	Reading Level (dBμV)	Margin (dB)	Limit (dBμV/m)	Factor (dB/m)	Type
1		2461.312	108.496	75.068	N/A	N/A	33.428	AV
2	*	2483.500	41.960	8.520	-12.040	54.000	33.440	AV

Note 1: " * ", means this data is the worst emission level.

Note 2: Measure Level (dBμV/m) = Reading Level (dBμV) + Factor (dB/m).

Note 3: Factor (dB/m) = Cable Loss (dB) + Antenna Factor (dB/m).

Site: SIP-AC2	Test Date: 2023-07-05
Limit: FCC_2.4G_RE(3m)	Engineer: Mero Zhou
Probe: HF907_102861_1-18GHz	Polarity: Vertical
EUT: Access Point	Power: AC 120V/60Hz
Test Mode: Transmit by 802.11b at 2462MHz	

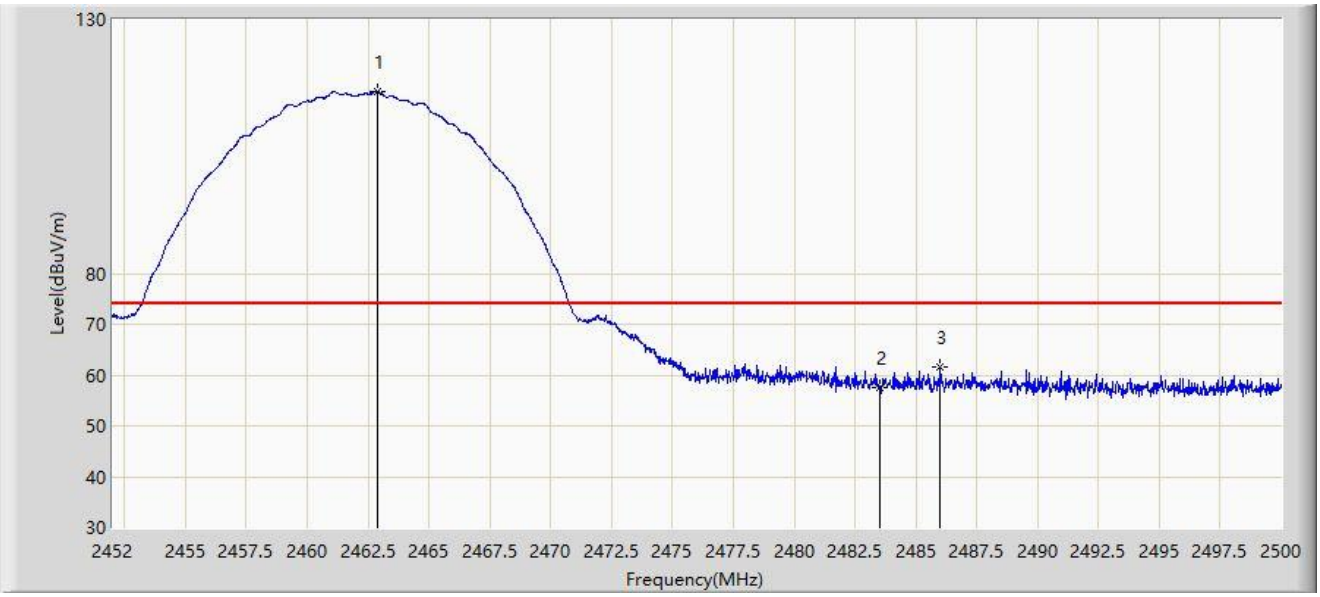

No	Mark	Frequency (MHz)	Measure Level (dBμV/m)	Reading Level (dBμV)	Margin (dB)	Limit (dBμV/m)	Factor (dB/m)	Type
1		2462.872	115.838	82.409	N/A	N/A	33.429	PK
2		2483.500	57.579	24.139	-16.421	74.000	33.440	PK
3	*	2485.984	61.590	28.133	-12.410	74.000	33.457	PK

Note 1: " * ", means this data is the worst emission level.

Note 2: Measure Level (dBμV/m) = Reading Level (dBμV) + Factor (dB/m).

Note 3: Factor (dB/m) = Cable Loss (dB) + Antenna Factor (dB/m).

Site: SIP-AC2	Test Date: 2023-07-05
Limit: FCC_2.4G_RE(3m)	Engineer: Mero Zhou
Probe: HF907_102861_1-18GHz	Polarity: Vertical
EUT: Access Point	Power: AC 120V/60Hz
Test Mode: Transmit by 802.11b at 2462MHz	

No	Mark	Frequency (MHz)	Measure Level (dBμV/m)	Reading Level (dBμV)	Margin (dB)	Limit (dBμV/m)	Factor (dB/m)	Type
1		2461.168	113.696	80.268	N/A	N/A	33.428	AV
2		2483.500	43.807	10.367	-10.193	54.000	33.440	AV
3	*	2484.736	44.101	10.652	-9.899	54.000	33.449	AV

Note 1: " * ", means this data is the worst emission level.

Note 2: Measure Level (dBμV/m) = Reading Level (dBμV) + Factor (dB/m).

Note 3: Factor (dB/m) = Cable Loss (dB) + Antenna Factor (dB/m).

Site: SIP-AC2	Test Date: 2023-07-05
Limit: FCC_2.4G_RE(3m)	Engineer: Mero Zhou
Probe: HF907_102861_1-18GHz	Polarity: Horizontal
EUT: Access Point	Power: AC 120V/60Hz
Test Mode: Transmit by 802.11g at 2462MHz	

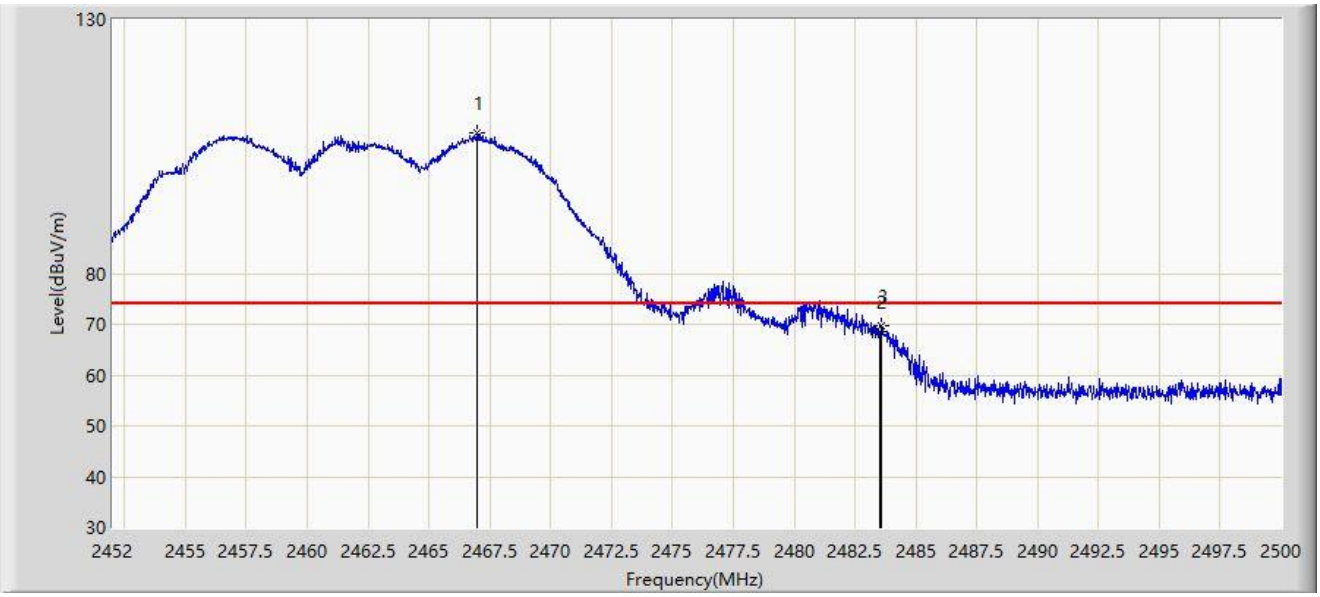

No	Mark	Frequency (MHz)	Measure Level (dBμV/m)	Reading Level (dBμV)	Margin (dB)	Limit (dBμV/m)	Factor (dB/m)	Type
1		2466.952	107.679	74.255	N/A	N/A	33.423	PK
2		2483.500	68.481	35.041	-5.519	74.000	33.440	PK
3	*	2483.584	69.676	36.235	-4.324	74.000	33.441	PK

Note 1: " * ", means this data is the worst emission level.

Note 2: Measure Level (dBμV/m) = Reading Level (dBμV) + Factor (dB/m).

Note 3: Factor (dB/m) = Cable Loss (dB) + Antenna Factor (dB/m).

Site: SIP-AC2	Test Date: 2023-07-05
Limit: FCC_2.4G_RE(3m)	Engineer: Mero Zhou
Probe: HF907_102861_1-18GHz	Polarity: Horizontal
EUT: Access Point	Power: AC 120V/60Hz
Test Mode: Transmit by 802.11g at 2462MHz	

No	Mark	Frequency (MHz)	Measure Level (dBμV/m)	Reading Level (dBμV)	Margin (dB)	Limit (dBμV/m)	Factor (dB/m)	Type
1		2457.208	99.773	66.356	N/A	N/A	33.417	AV
2	*	2483.500	46.988	13.548	-7.012	54.000	33.440	AV

Note 1: " * ", means this data is the worst emission level.

Note 2: Measure Level (dBμV/m) = Reading Level (dBμV) + Factor (dB/m).

Note 3: Factor (dB/m) = Cable Loss (dB) + Antenna Factor (dB/m).

Site: SIP-AC2	Test Date: 2023-07-05
Limit: FCC_2.4G_RE(3m)	Engineer: Mero Zhou
Probe: HF907_102861_1-18GHz	Polarity: Vertical
EUT: Access Point	Power: AC 120V/60Hz
Test Mode: Transmit by 802.11g at 2462MHz	

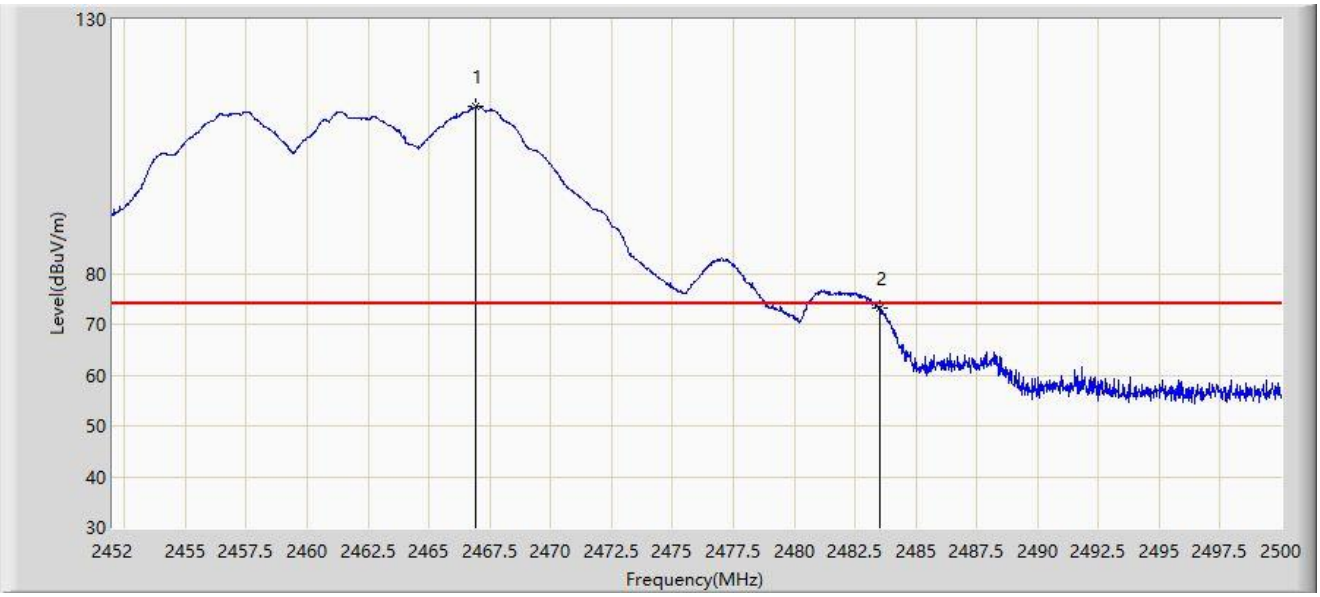

No	Mark	Frequency (MHz)	Measure Level (dBμV/m)	Reading Level (dBμV)	Margin (dB)	Limit (dBμV/m)	Factor (dB/m)	Type
1		2466.928	112.813	79.389	N/A	N/A	33.424	PK
2	*	2483.500	73.203	39.763	-0.797	74.000	33.440	PK

Note 1: " * ", means this data is the worst emission level.

Note 2: Measure Level (dBμV/m) = Reading Level (dBμV) + Factor (dB/m).

Note 3: Factor (dB/m) = Cable Loss (dB) + Antenna Factor (dB/m).

Site: SIP-AC2	Test Date: 2023-07-05
Limit: FCC_2.4G_RE(3m)	Engineer: Mero Zhou
Probe: HF907_102861_1-18GHz	Polarity: Vertical
EUT: Access Point	Power: AC 120V/60Hz
Test Mode: Transmit by 802.11g at 2462MHz	

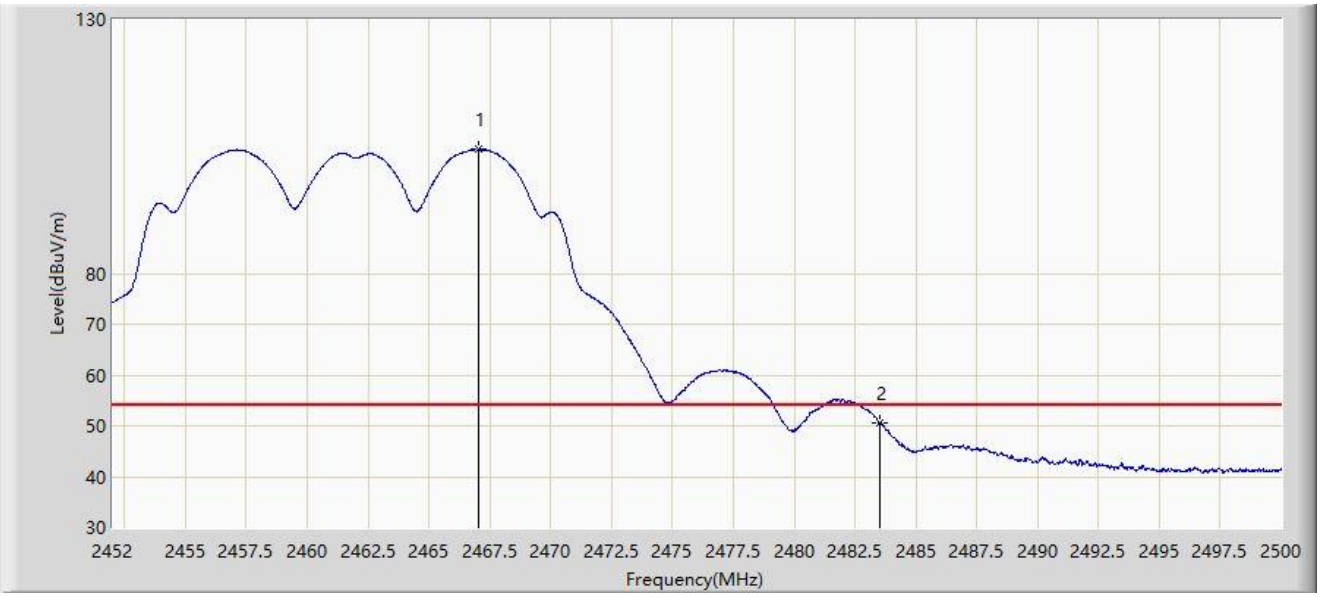

No	Mark	Frequency (MHz)	Measure Level (dBμV/m)	Reading Level (dBμV)	Margin (dB)	Limit (dBμV/m)	Factor (dB/m)	Type
1		2467.048	104.385	70.961	N/A	N/A	33.424	AV
2	*	2483.500	50.625	17.185	-3.375	54.000	33.440	AV

Note 1: " * ", means this data is the worst emission level.

Note 2: Measure Level (dBμV/m) = Reading Level (dBμV) + Factor (dB/m).

Note 3: Factor (dB/m) = Cable Loss (dB) + Antenna Factor (dB/m).

Site: SIP-AC2	Test Date: 2023-07-05
Limit: FCC_2.4G_RE(3m)	Engineer: Mero Zhou
Probe: HF907_102861_1-18GHz	Polarity: Horizontal
EUT: Access Point	Power: AC 120V/60Hz
Test Mode: Transmit by 802.11n-HT20 at 2462MHz	

No	Mark	Frequency (MHz)	Measure Level (dBμV/m)	Reading Level (dBμV)	Margin (dB)	Limit (dBμV/m)	Factor (dB/m)	Type
1		2462.896	106.936	73.507	N/A	N/A	33.429	PK
2		2483.500	65.978	32.538	-8.022	74.000	33.440	PK
3	*	2483.776	68.629	35.187	-5.371	74.000	33.442	PK

Note 1: " * ", means this data is the worst emission level.

Note 2: Measure Level (dBμV/m) = Reading Level (dBμV) + Factor (dB/m).

Note 3: Factor (dB/m) = Cable Loss (dB) + Antenna Factor (dB/m).

Site: SIP-AC2	Test Date: 2023-07-05
Limit: FCC_2.4G_RE(3m)	Engineer: Mero Zhou
Probe: HF907_102861_1-18GHz	Polarity: Horizontal
EUT: Access Point	Power: AC 120V/60Hz
Test Mode: Transmit by 802.11n-HT20 at 2462MHz	

No	Mark	Frequency (MHz)	Measure Level (dBμV/m)	Reading Level (dBμV)	Margin (dB)	Limit (dBμV/m)	Factor (dB/m)	Type
1		2460.640	98.826	65.400	N/A	N/A	33.427	AV
2		2483.500	49.893	16.453	-4.107	54.000	33.440	AV
3	*	2483.728	50.157	16.715	-3.843	54.000	33.442	AV

Note 1: " * ", means this data is the worst emission level.

Note 2: Measure Level (dBμV/m) = Reading Level (dBμV) + Factor (dB/m).

Note 3: Factor (dB/m) = Cable Loss (dB) + Antenna Factor (dB/m).

Site: SIP-AC2	Test Date: 2023-07-05
Limit: FCC_2.4G_RE(3m)	Engineer: Mero Zhou
Probe: HF907_102861_1-18GHz	Polarity: Vertical
EUT: Access Point	Power: AC 120V/60Hz
Test Mode: Transmit by 802.11n-HT20 at 2462MHz	

No	Mark	Frequency (MHz)	Measure Level (dBμV/m)	Reading Level (dBμV)	Margin (dB)	Limit (dBμV/m)	Factor (dB/m)	Type
1		2465.176	111.597	78.171	N/A	N/A	33.426	PK
2	*	2483.500	72.500	39.060	-1.500	74.000	33.440	PK

Note 1: " * ", means this data is the worst emission level.

Note 2: Measure Level (dBμV/m) = Reading Level (dBμV) + Factor (dB/m).

Note 3: Factor (dB/m) = Cable Loss (dB) + Antenna Factor (dB/m).

Site: SIP-AC2	Test Date: 2023-07-05
Limit: FCC_2.4G_RE(3m)	Engineer: Mero Zhou
Probe: HF907_102861_1-18GHz	Polarity: Vertical
EUT: Access Point	Power: AC 120V/60Hz
Test Mode: Transmit by 802.11n-HT20 at 2462MHz	

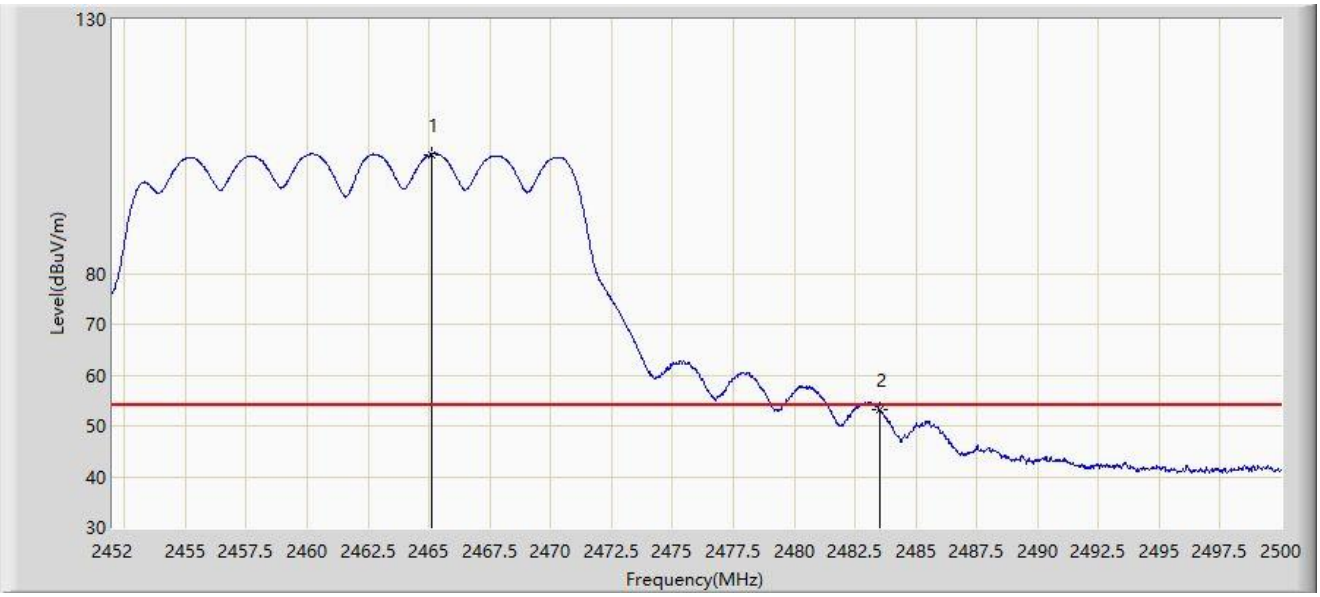

No	Mark	Frequency (MHz)	Measure Level (dBμV/m)	Reading Level (dBμV)	Margin (dB)	Limit (dBμV/m)	Factor (dB/m)	Type
1		2465.104	103.458	70.032	N/A	N/A	33.426	AV
2	*	2483.500	53.243	19.803	-0.757	54.000	33.440	AV

Note 1: " * ", means this data is the worst emission level.

Note 2: Measure Level (dBμV/m) = Reading Level (dBμV) + Factor (dB/m).

Note 3: Factor (dB/m) = Cable Loss (dB) + Antenna Factor (dB/m).

Site: SIP-AC2	Test Date: 2023-07-05
Limit: FCC_2.4G_RE(3m)	Engineer: Mero Zhou
Probe: HF907_102861_1-18GHz	Polarity: Horizontal
EUT: Access Point	Power: AC 120V/60Hz
Test Mode: Transmit by 802.11ax-HE20 at 2462MHz	

No	Mark	Frequency (MHz)	Measure Level (dBμV/m)	Reading Level (dBμV)	Margin (dB)	Limit (dBμV/m)	Factor (dB/m)	Type
1		2463.064	107.695	74.266	N/A	N/A	33.429	PK
2	*	2483.500	68.613	35.173	-5.387	74.000	33.440	PK

Note 1: " * ", means this data is the worst emission level.

Note 2: Measure Level (dBμV/m) = Reading Level (dBμV) + Factor (dB/m).

Note 3: Factor (dB/m) = Cable Loss (dB) + Antenna Factor (dB/m).

Site: SIP-AC2	Test Date: 2023-07-05
Limit: FCC_2.4G_RE(3m)	Engineer: Mero Zhou
Probe: HF907_102861_1-18GHz	Polarity: Horizontal
EUT: Access Point	Power: AC 120V/60Hz
Test Mode: Transmit by 802.11ax-HE20 at 2462MHz	

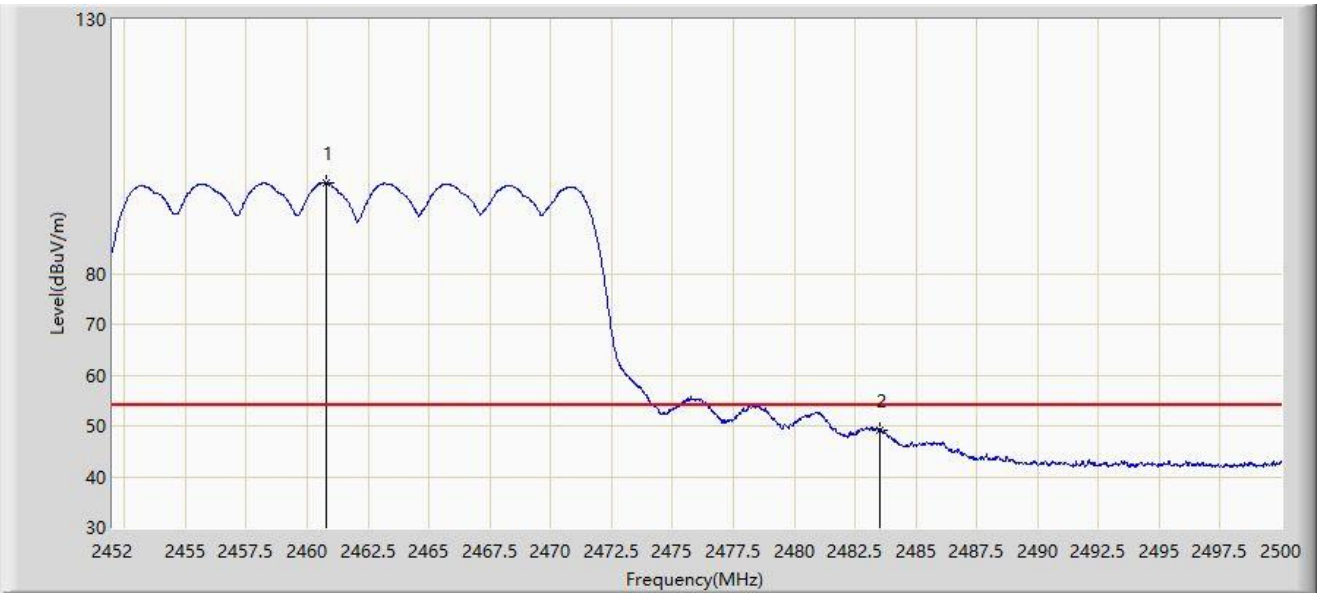

No	Mark	Frequency (MHz)	Measure Level (dBμV/m)	Reading Level (dBμV)	Margin (dB)	Limit (dBμV/m)	Factor (dB/m)	Type
1		2460.760	97.867	64.440	N/A	N/A	33.427	AV
2	*	2483.500	49.202	15.762	-4.798	54.000	33.440	AV

Note 1: " * ", means this data is the worst emission level.

Note 2: Measure Level (dBμV/m) = Reading Level (dBμV) + Factor (dB/m).

Note 3: Factor (dB/m) = Cable Loss (dB) + Antenna Factor (dB/m).

Site: SIP-AC2	Test Date: 2023-07-05
Limit: FCC_2.4G_RE(3m)	Engineer: Mero Zhou
Probe: HF907_102861_1-18GHz	Polarity: Vertical
EUT: Access Point	Power: AC 120V/60Hz
Test Mode: Transmit by 802.11ax-HE20 at 2462MHz	

No	Mark	Frequency (MHz)	Measure Level (dBμV/m)	Reading Level (dBμV)	Margin (dB)	Limit (dBμV/m)	Factor (dB/m)	Type
1		2458.720	114.041	80.620	N/A	N/A	33.421	PK
2	*	2483.500	73.190	39.750	-0.810	74.000	33.440	PK

Note 1: " * ", means this data is the worst emission level.

Note 2: Measure Level (dBμV/m) = Reading Level (dBμV) + Factor (dB/m).

Note 3: Factor (dB/m) = Cable Loss (dB) + Antenna Factor (dB/m).

Site: SIP-AC2	Test Date: 2023-07-05
Limit: FCC_2.4G_RE(3m)	Engineer: Mero Zhou
Probe: HF907_102861_1-18GHz	Polarity: Vertical
EUT: Access Point	Power: AC 120V/60Hz
Test Mode: Transmit by 802.11ax-HE20 at 2462MHz	

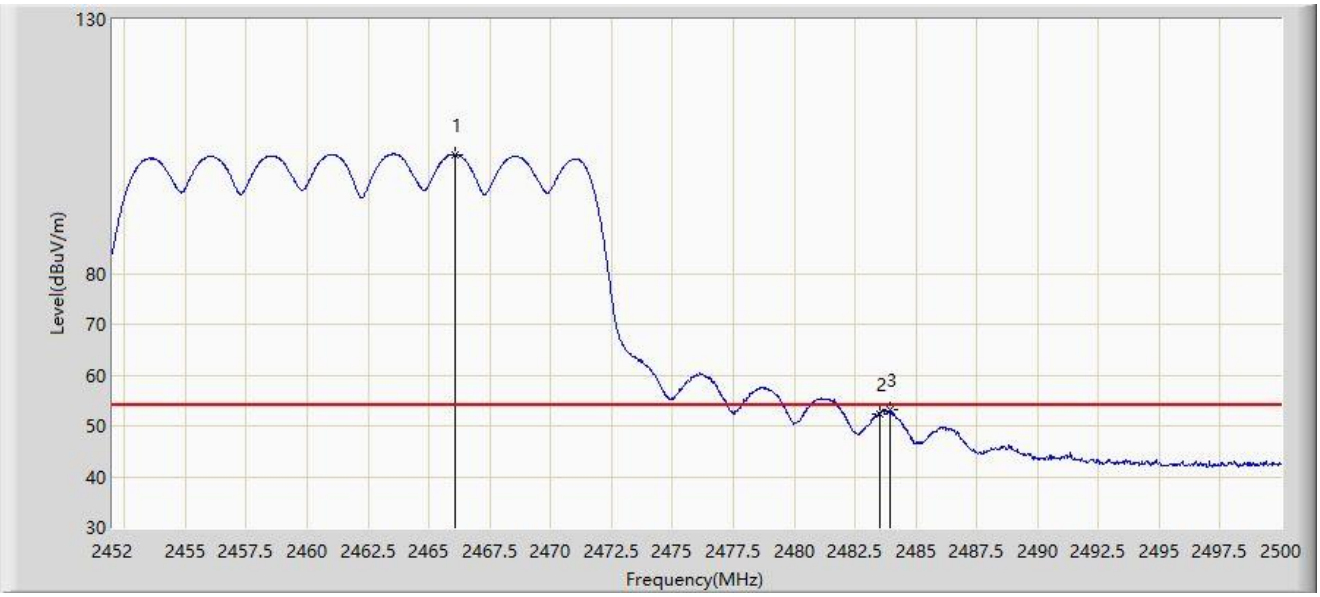

No	Mark	Frequency (MHz)	Measure Level (dBμV/m)	Reading Level (dBμV)	Margin (dB)	Limit (dBμV/m)	Factor (dB/m)	Type
1		2466.088	103.453	70.028	N/A	N/A	33.425	AV
2		2483.500	52.332	18.892	-1.668	54.000	33.440	AV
3	*	2483.968	53.101	19.658	-0.899	54.000	33.443	AV

Note 1: " * ", means this data is the worst emission level.

Note 2: Measure Level (dBμV/m) = Reading Level (dBμV) + Factor (dB/m).

Note 3: Factor (dB/m) = Cable Loss (dB) + Antenna Factor (dB/m).

Radio 1 – Filter 1#:

Site: SIP-AC2	Test Date: 2023-07-05
Limit: FCC_2.4G_RE(3m)	Engineer: Mero Zhou
Probe: HF907_102861_1-18GHz	Polarity: Horizontal
EUT: Access Point	Power: AC 120V/60Hz
Test Mode: Transmit by 802.11b at 2412MHz	

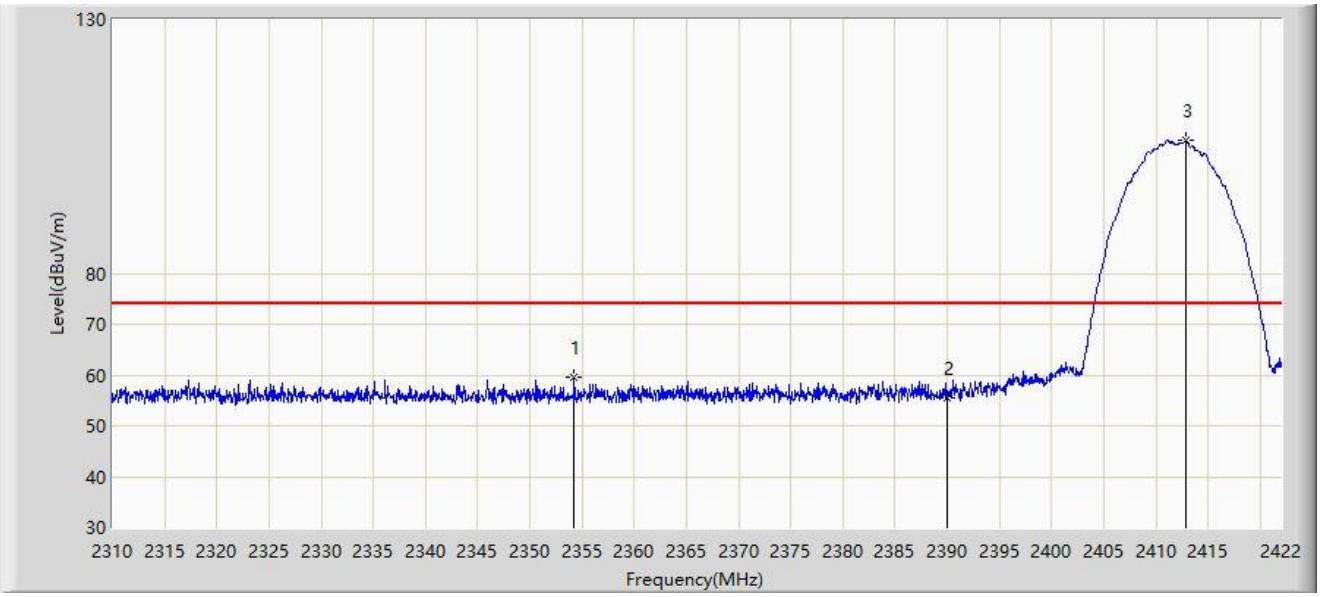

No	Mark	Frequency (MHz)	Measure Level (dBμV/m)	Reading Level (dBμV)	Margin (dB)	Limit (dBμV/m)	Factor (dB/m)	Type
1	*	2354.240	59.629	26.638	-14.371	74.000	32.992	PK
2		2390.000	55.551	22.403	-18.449	74.000	33.148	PK
3		2412.872	106.095	72.866	N/A	N/A	33.229	PK

Note 1: " * ", means this data is the worst emission level.

Note 2: Measure Level (dBμV/m) = Reading Level (dBμV) + Factor (dB/m).

Note 3: Factor (dB/m) = Cable Loss (dB) + Antenna Factor (dB/m).

Site: SIP-AC2	Test Date: 2023-07-05
Limit: FCC_2.4G_RE(3m)	Engineer: Mero Zhou
Probe: HF907_102861_1-18GHz	Polarity: Horizontal
EUT: Access Point	Power: AC 120V/60Hz
Test Mode: Transmit by 802.11b at 2412MHz	

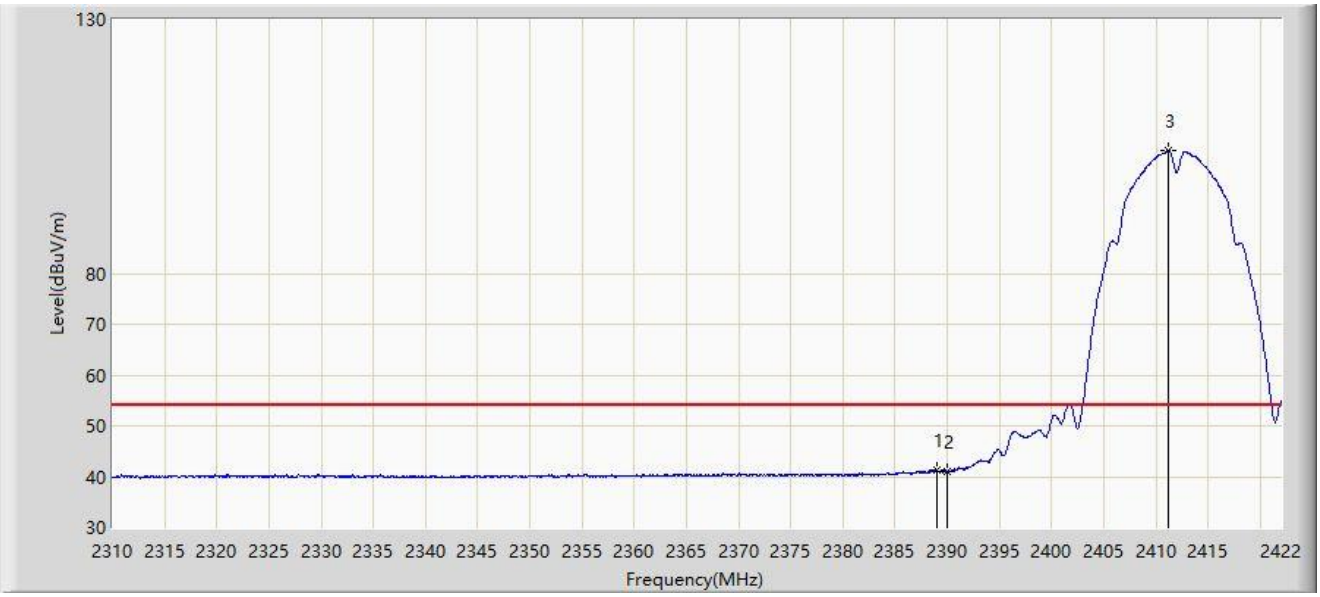

No	Mark	Frequency (MHz)	Measure Level (dBμV/m)	Reading Level (dBμV)	Margin (dB)	Limit (dBμV/m)	Factor (dB/m)	Type
1	*	2389.016	41.377	8.229	-12.623	54.000	33.148	AV
2		2390.000	40.871	7.723	-13.129	54.000	33.148	AV
3		2411.136	104.189	70.970	N/A	N/A	33.218	AV

Note 1: " * ", means this data is the worst emission level.

Note 2: Measure Level (dBμV/m) = Reading Level (dBμV) + Factor (dB/m).

Note 3: Factor (dB/m) = Cable Loss (dB) + Antenna Factor (dB/m).

Site: SIP-AC2	Test Date: 2023-07-05
Limit: FCC_2.4G_RE(3m)	Engineer: Mero Zhou
Probe: HF907_102861_1-18GHz	Polarity: Vertical
EUT: Access Point	Power: AC 120V/60Hz
Test Mode: Transmit by 802.11b at 2412MHz	

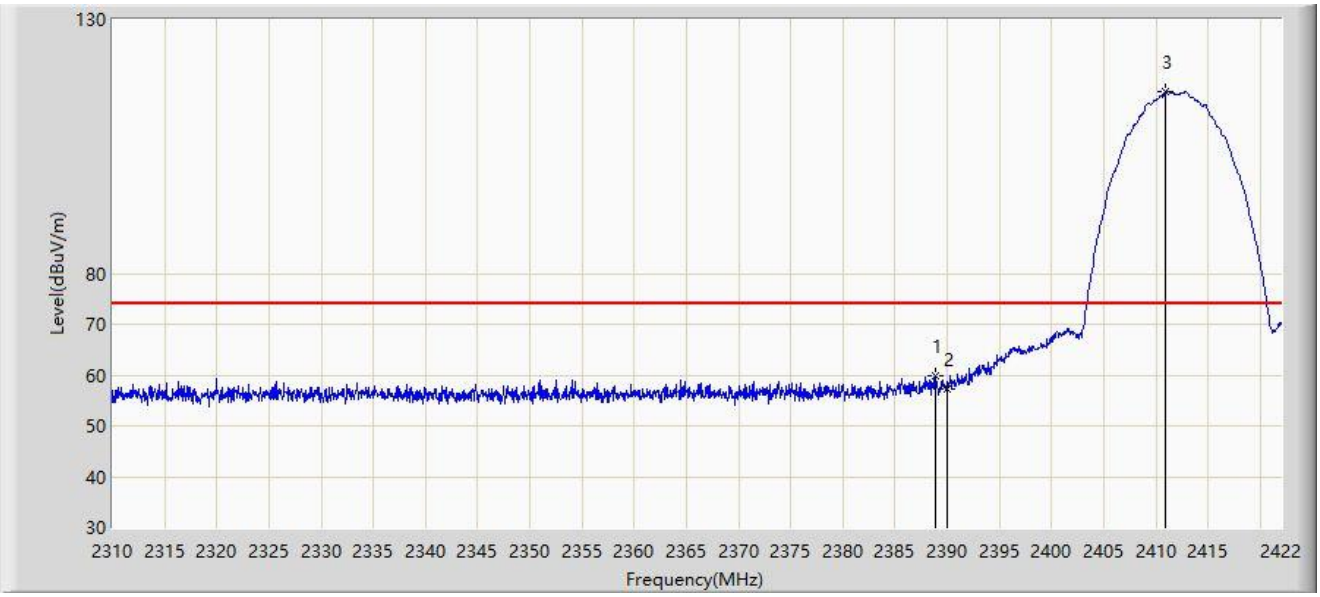

No	Mark	Frequency (MHz)	Measure Level (dBμV/m)	Reading Level (dBμV)	Margin (dB)	Limit (dBμV/m)	Factor (dB/m)	Type
1	*	2388.848	59.766	26.618	-14.234	74.000	33.147	PK
2		2390.000	57.377	24.229	-16.623	74.000	33.148	PK
3		2410.968	115.688	82.470	N/A	N/A	33.218	PK

Note 1: " * ", means this data is the worst emission level.

Note 2: Measure Level (dBμV/m) = Reading Level (dBμV) + Factor (dB/m).

Note 3: Factor (dB/m) = Cable Loss (dB) + Antenna Factor (dB/m).

Site: SIP-AC2	Test Date: 2023-07-05
Limit: FCC_2.4G_RE(3m)	Engineer: Mero Zhou
Probe: HF907_102861_1-18GHz	Polarity: Vertical
EUT: Access Point	Power: AC 120V/60Hz
Test Mode: Transmit by 802.11b at 2412MHz	

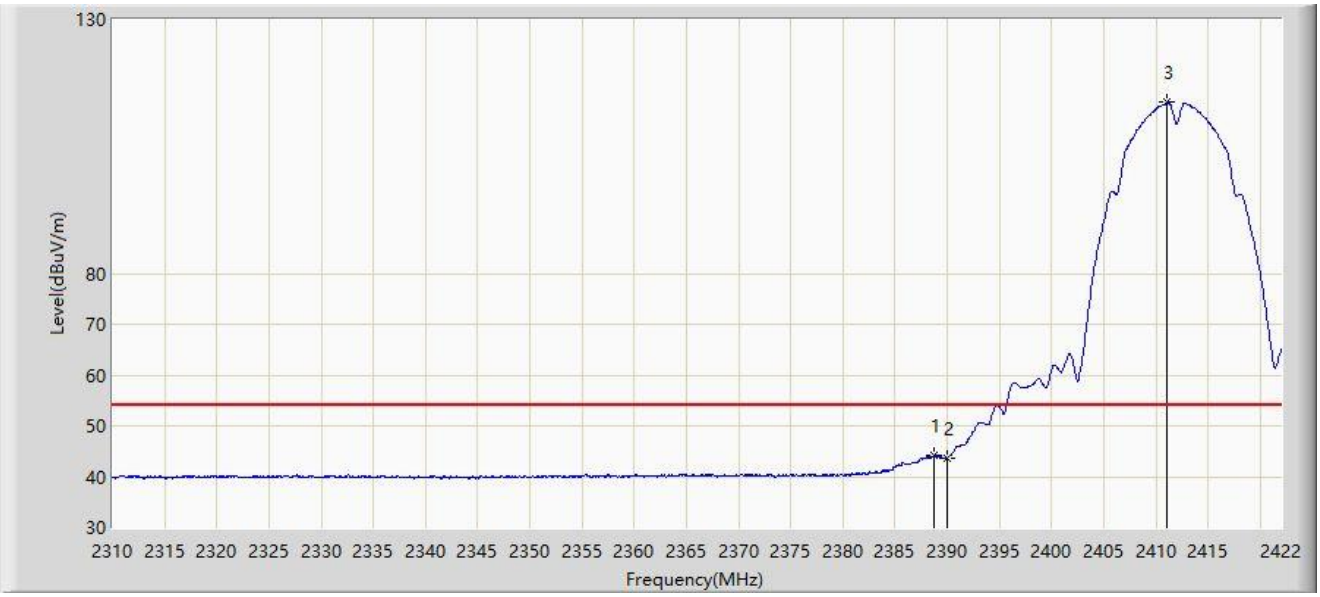

No	Mark	Frequency (MHz)	Measure Level (dBμV/m)	Reading Level (dBμV)	Margin (dB)	Limit (dBμV/m)	Factor (dB/m)	Type
1	*	2388.792	44.346	11.198	-9.654	54.000	33.147	AV
2		2390.000	43.711	10.563	-10.289	54.000	33.148	AV
3		2411.080	113.707	80.489	N/A	N/A	33.218	AV

Note 1: " * ", means this data is the worst emission level.

Note 2: Measure Level (dBμV/m) = Reading Level (dBμV) + Factor (dB/m).

Note 3: Factor (dB/m) = Cable Loss (dB) + Antenna Factor (dB/m).

Site: SIP-AC2	Test Date: 2023-07-05
Limit: FCC_2.4G_RE(3m)	Engineer: Mero Zhou
Probe: HF907_102861_1-18GHz	Polarity: Horizontal
EUT: Access Point	Power: AC 120V/60Hz
Test Mode: Transmit by 802.11b at 2462MHz	

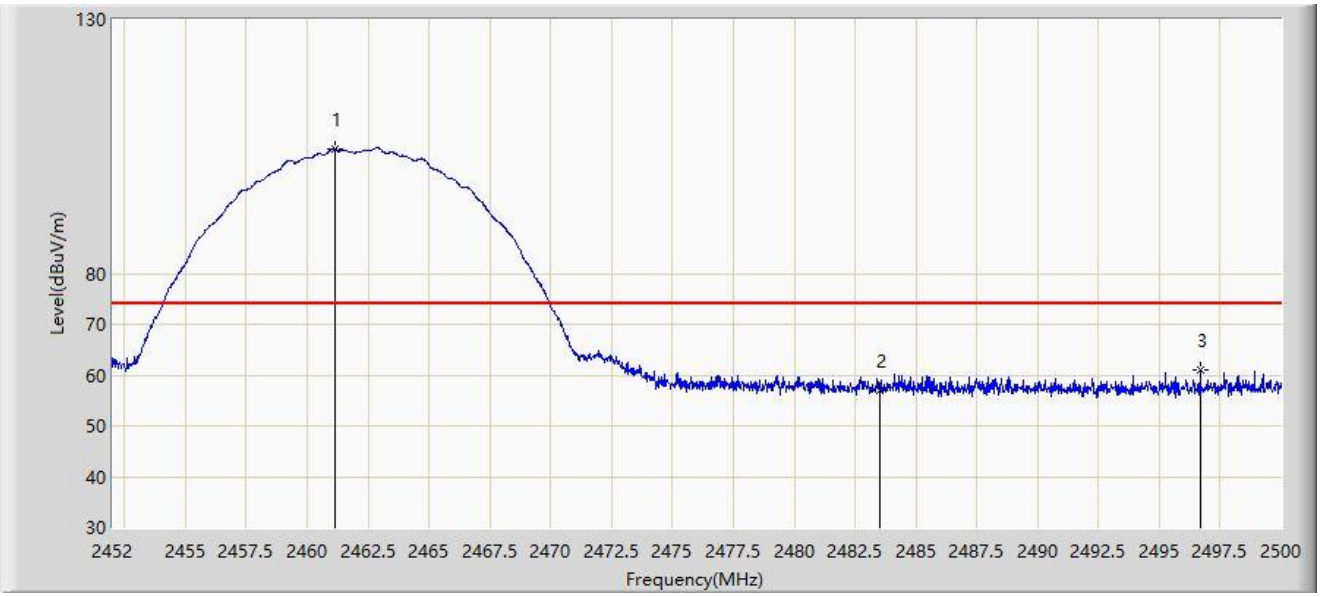

No	Mark	Frequency (MHz)	Measure Level (dBμV/m)	Reading Level (dBμV)	Margin (dB)	Limit (dBμV/m)	Factor (dB/m)	Type
1		2461.168	104.476	71.048	N/A	N/A	33.428	PK
2		2483.500	57.001	23.561	-16.999	74.000	33.440	PK
3	*	2496.664	61.002	27.472	-12.998	74.000	33.529	PK

Note 1: " * ", means this data is the worst emission level.

Note 2: Measure Level (dBμV/m) = Reading Level (dBμV) + Factor (dB/m).

Note 3: Factor (dB/m) = Cable Loss (dB) + Antenna Factor (dB/m).

Site: SIP-AC2	Test Date: 2023-07-05
Limit: FCC_2.4G_RE(3m)	Engineer: Mero Zhou
Probe: HF907_102861_1-18GHz	Polarity: Horizontal
EUT: Access Point	Power: AC 120V/60Hz
Test Mode: Transmit by 802.11b at 2462MHz	

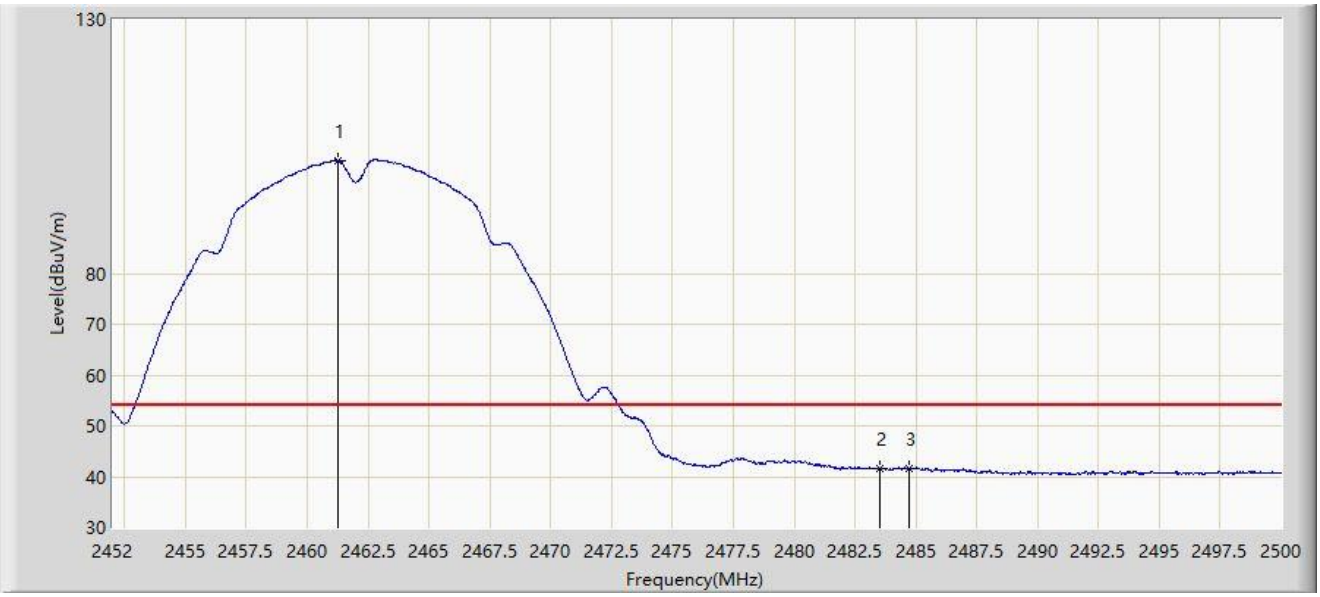

No	Mark	Frequency (MHz)	Measure Level (dBμV/m)	Reading Level (dBμV)	Margin (dB)	Limit (dBμV/m)	Factor (dB/m)	Type
1		2461.240	102.284	68.856	N/A	N/A	33.427	AV
2		2483.500	41.583	8.143	-12.417	54.000	33.440	AV
3	*	2484.736	41.719	8.270	-12.281	54.000	33.449	AV

Note 1: " * ", means this data is the worst emission level.

Note 2: Measure Level (dBμV/m) = Reading Level (dBμV) + Factor (dB/m).

Note 3: Factor (dB/m) = Cable Loss (dB) + Antenna Factor (dB/m).

Site: SIP-AC2	Test Date: 2023-07-05
Limit: FCC_2.4G_RE(3m)	Engineer: Mero Zhou
Probe: HF907_102861_1-18GHz	Polarity: Vertical
EUT: Access Point	Power: AC 120V/60Hz
Test Mode: Transmit by 802.11b at 2462MHz	

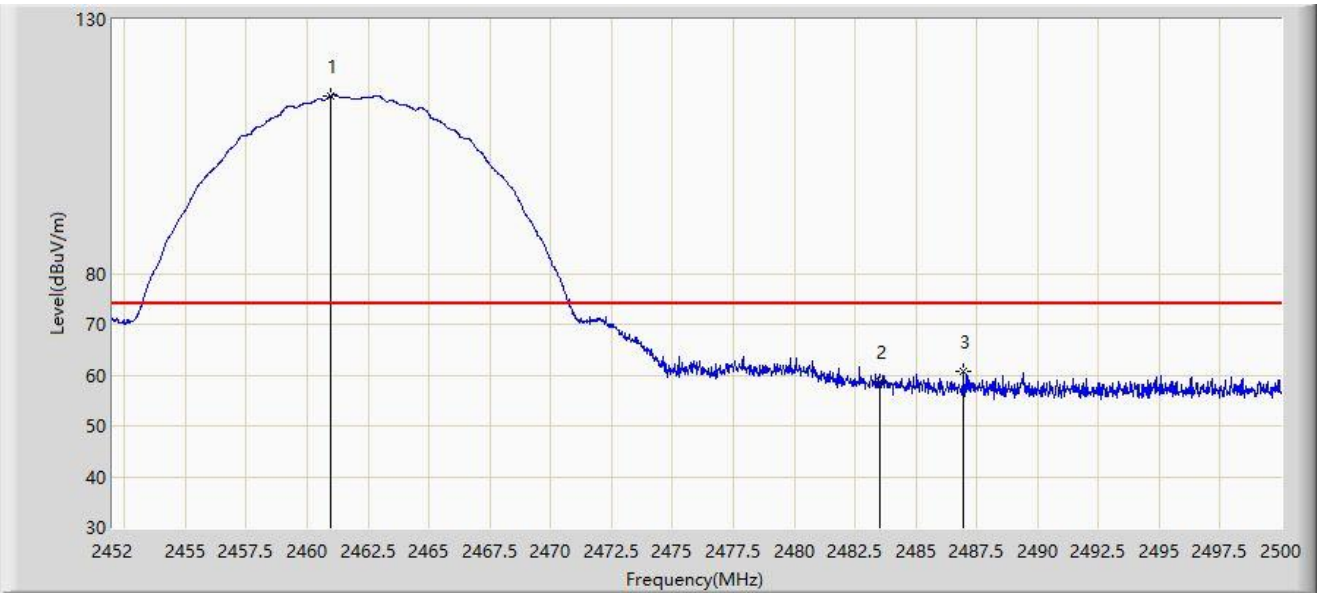

No	Mark	Frequency (MHz)	Measure Level (dBμV/m)	Reading Level (dBμV)	Margin (dB)	Limit (dBμV/m)	Factor (dB/m)	Type
1		2460.976	114.993	81.566	N/A	N/A	33.428	PK
2		2483.500	58.770	25.330	-15.230	74.000	33.440	PK
3	*	2486.968	60.600	27.136	-13.400	74.000	33.464	PK

Note 1: " * ", means this data is the worst emission level.

Note 2: Measure Level (dBμV/m) = Reading Level (dBμV) + Factor (dB/m).

Note 3: Factor (dB/m) = Cable Loss (dB) + Antenna Factor (dB/m).

Site: SIP-AC2	Test Date: 2023-07-05
Limit: FCC_2.4G_RE(3m)	Engineer: Mero Zhou
Probe: HF907_102861_1-18GHz	Polarity: Vertical
EUT: Access Point	Power: AC 120V/60Hz
Test Mode: Transmit by 802.11b at 2462MHz	

No	Mark	Frequency (MHz)	Measure Level (dBμV/m)	Reading Level (dBμV)	Margin (dB)	Limit (dBμV/m)	Factor (dB/m)	Type
1		2462.704	112.767	79.338	N/A	N/A	33.429	AV
2	*	2483.500	45.073	11.633	-8.927	54.000	33.440	AV

Note 1: " * ", means this data is the worst emission level.

Note 2: Measure Level (dBμV/m) = Reading Level (dBμV) + Factor (dB/m).

Note 3: Factor (dB/m) = Cable Loss (dB) + Antenna Factor (dB/m).

Site: SIP-AC2	Test Date: 2023-07-05
Limit: FCC_2.4G_RE(3m)	Engineer: Mero Zhou
Probe: HF907_102861_1-18GHz	Polarity: Horizontal
EUT: Access Point	Power: AC 120V/60Hz
Test Mode: Transmit by 802.11g at 2412MHz	

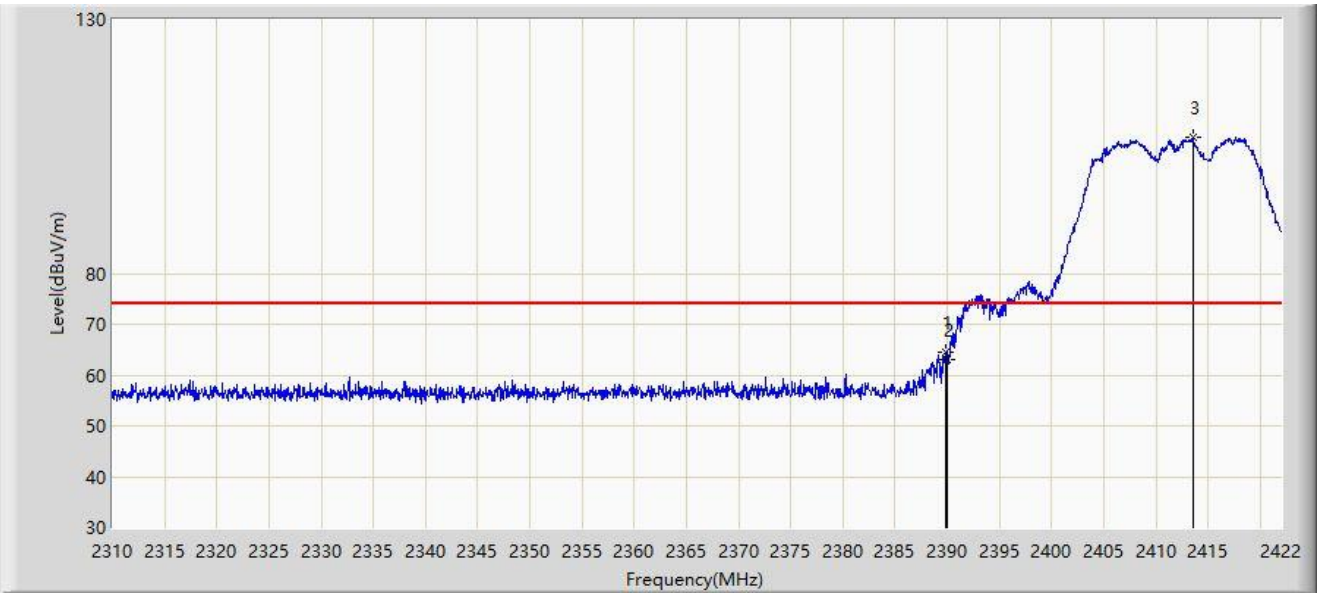

No	Mark	Frequency (MHz)	Measure Level (dBμV/m)	Reading Level (dBμV)	Margin (dB)	Limit (dBμV/m)	Factor (dB/m)	Type
1	*	2389.800	64.459	31.311	-9.541	74.000	33.148	PK
2		2390.000	62.933	29.785	-11.067	74.000	33.148	PK
3		2413.544	106.885	73.652	N/A	N/A	33.232	PK

Note 1: " * ", means this data is the worst emission level.

Note 2: Measure Level (dBμV/m) = Reading Level (dBμV) + Factor (dB/m).

Note 3: Factor (dB/m) = Cable Loss (dB) + Antenna Factor (dB/m).

Site: SIP-AC2	Test Date: 2023-07-05
Limit: FCC_2.4G_RE(3m)	Engineer: Mero Zhou
Probe: HF907_102861_1-18GHz	Polarity: Horizontal
EUT: Access Point	Power: AC 120V/60Hz
Test Mode: Transmit by 802.11g at 2412MHz	

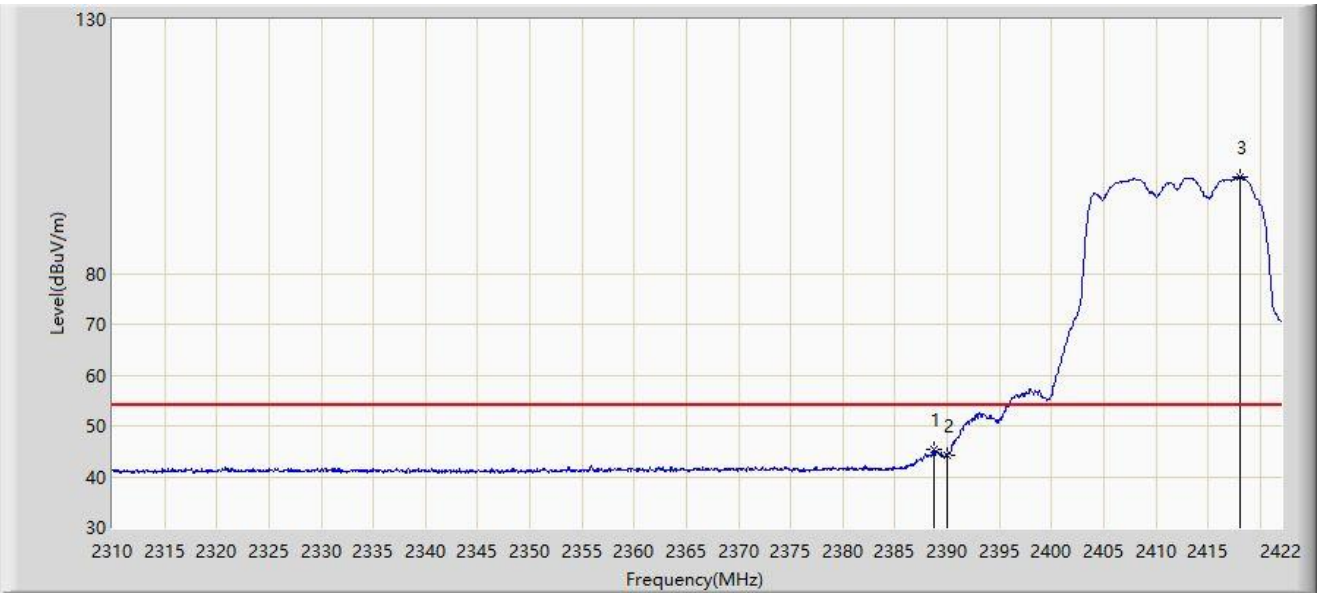

No	Mark	Frequency (MHz)	Measure Level (dBμV/m)	Reading Level (dBμV)	Margin (dB)	Limit (dBμV/m)	Factor (dB/m)	Type
1	*	2388.736	45.419	12.271	-8.581	54.000	33.148	AV
2		2390.000	44.304	11.156	-9.696	54.000	33.148	AV
3		2418.024	99.117	65.859	N/A	N/A	33.258	AV

Note 1: " * ", means this data is the worst emission level.

Note 2: Measure Level (dBμV/m) = Reading Level (dBμV) + Factor (dB/m).

Note 3: Factor (dB/m) = Cable Loss (dB) + Antenna Factor (dB/m).

Site: SIP-AC2	Test Date: 2023-07-05
Limit: FCC_2.4G_RE(3m)	Engineer: Mero Zhou
Probe: HF907_102861_1-18GHz	Polarity: Vertical
EUT: Access Point	Power: AC 120V/60Hz
Test Mode: Transmit by 802.11g at 2412MHz	

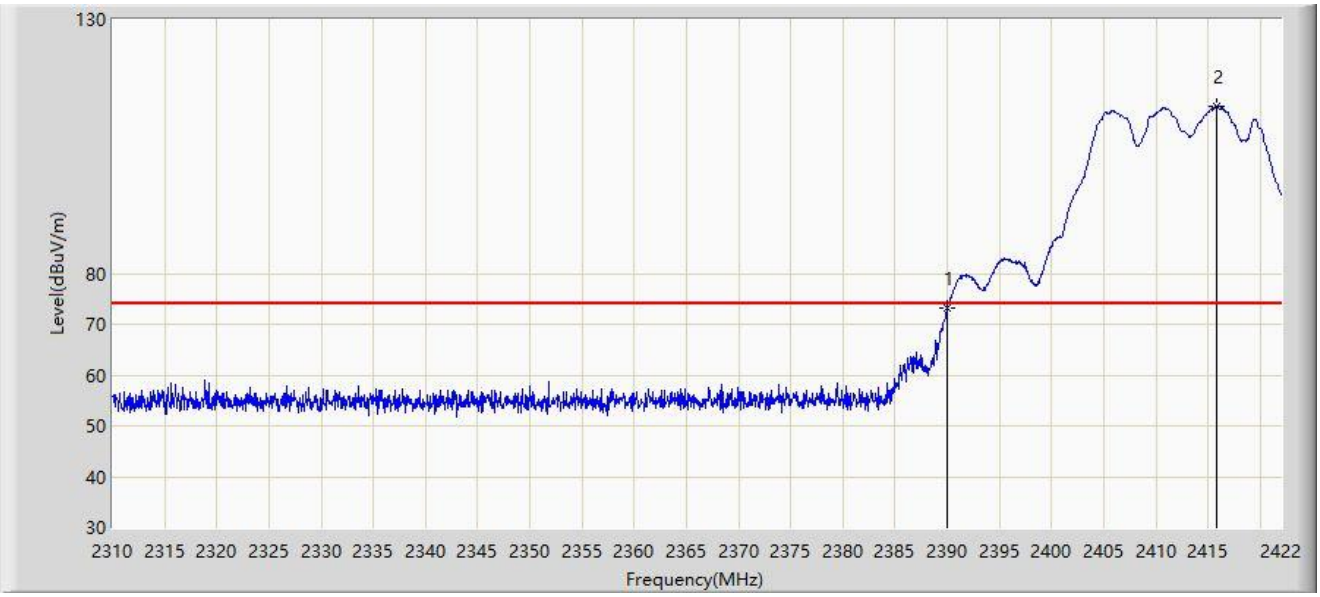

No	Mark	Frequency (MHz)	Measure Level (dBμV/m)	Reading Level (dBμV)	Margin (dB)	Limit (dBμV/m)	Factor (dB/m)	Type
1	*	2390.000	73.165	40.017	-0.835	74.000	33.148	PK
2		2415.840	112.950	79.704	N/A	N/A	33.245	PK

Note 1: " * ", means this data is the worst emission level.

Note 2: Measure Level (dBμV/m) = Reading Level (dBμV) + Factor (dB/m).

Note 3: Factor (dB/m) = Cable Loss (dB) + Antenna Factor (dB/m).

Site: SIP-AC2	Test Date: 2023-07-05
Limit: FCC_2.4G_RE(3m)	Engineer: Mero Zhou
Probe: HF907_102861_1-18GHz	Polarity: Vertical
EUT: Access Point	Power: AC 120V/60Hz
Test Mode: Transmit by 802.11g at 2412MHz	

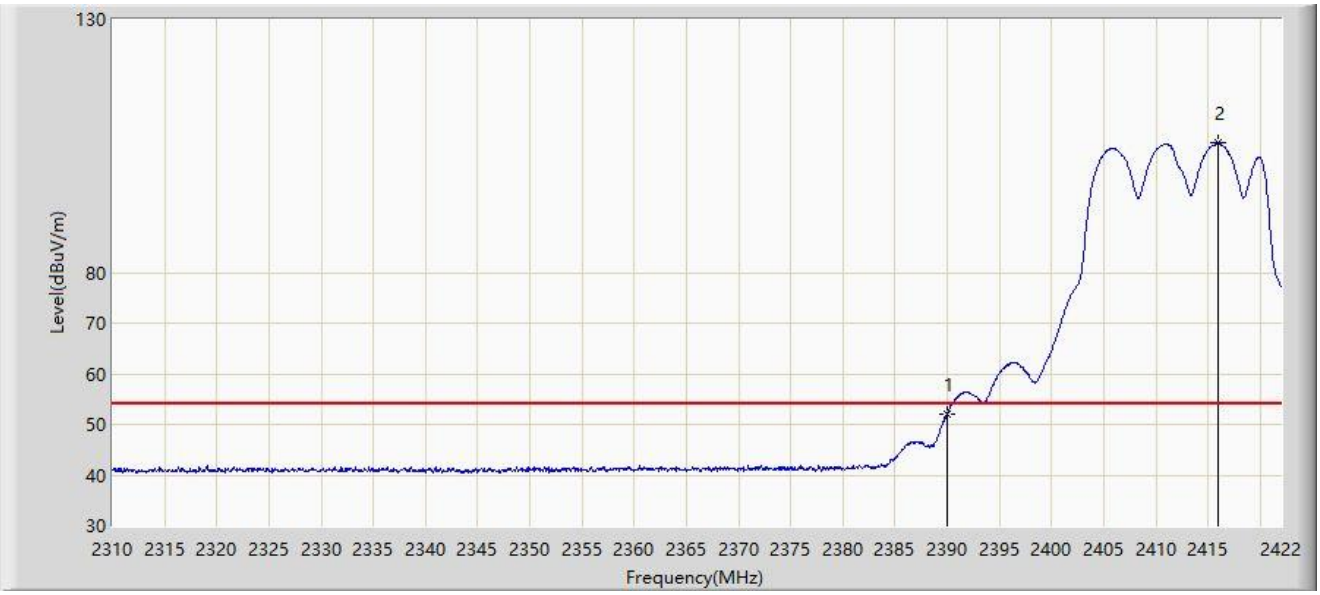

No	Mark	Frequency (MHz)	Measure Level (dBμV/m)	Reading Level (dBμV)	Margin (dB)	Limit (dBμV/m)	Factor (dB/m)	Type
1	*	2390.000	52.095	18.947	-1.905	54.000	33.148	AV
2		2416.008	105.676	72.429	N/A	N/A	33.247	AV

Note 1: " * ", means this data is the worst emission level.

Note 2: Measure Level (dBμV/m) = Reading Level (dBμV) + Factor (dB/m).

Note 3: Factor (dB/m) = Cable Loss (dB) + Antenna Factor (dB/m).

Site: SIP-AC2	Test Date: 2023-07-05
Limit: FCC_2.4G_RE(3m)	Engineer: Mero Zhou
Probe: HF907_102861_1-18GHz	Polarity: Horizontal
EUT: Access Point	Power: AC 120V/60Hz
Test Mode: Transmit by 802.11g at 2462MHz	

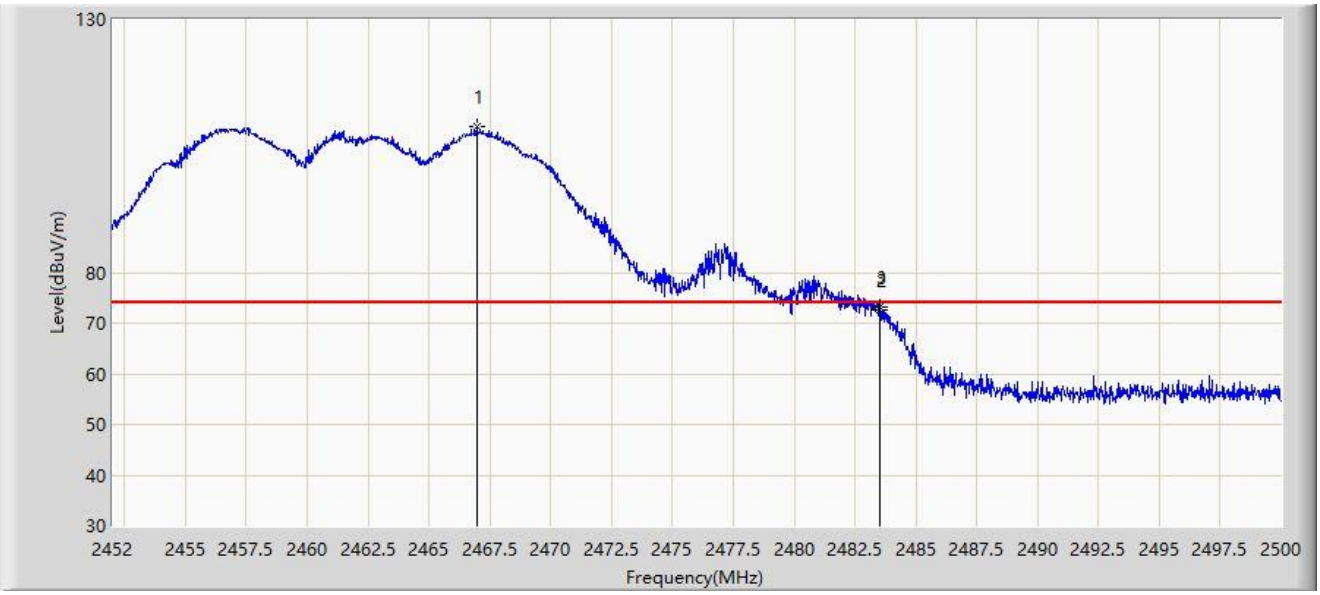

No	Mark	Frequency (MHz)	Measure Level (dBμV/m)	Reading Level (dBμV)	Margin (dB)	Limit (dBμV/m)	Factor (dB/m)	Type
1		2466.976	108.894	75.470	N/A	N/A	33.424	PK
2		2483.500	72.578	39.138	-1.422	74.000	33.440	PK
3	*	2483.536	73.060	39.620	-0.940	74.000	33.441	PK

Note 1: " * ", means this data is the worst emission level.

Note 2: Measure Level (dBμV/m) = Reading Level (dBμV) + Factor (dB/m).

Note 3: Factor (dB/m) = Cable Loss (dB) + Antenna Factor (dB/m).

Site: SIP-AC2	Test Date: 2023-07-05
Limit: FCC_2.4G_RE(3m)	Engineer: Mero Zhou
Probe: HF907_102861_1-18GHz	Polarity: Horizontal
EUT: Access Point	Power: AC 120V/60Hz
Test Mode: Transmit by 802.11g at 2462MHz	

No	Mark	Frequency (MHz)	Measure Level (dBμV/m)	Reading Level (dBμV)	Margin (dB)	Limit (dBμV/m)	Factor (dB/m)	Type
1		2456.968	101.201	67.784	N/A	N/A	33.416	AV
2	*	2483.500	53.290	19.850	-0.710	54.000	33.440	AV

Note 1: " * ", means this data is the worst emission level.

Note 2: Measure Level (dBμV/m) = Reading Level (dBμV) + Factor (dB/m).

Note 3: Factor (dB/m) = Cable Loss (dB) + Antenna Factor (dB/m).

Site: SIP-AC2	Test Date: 2023-07-05
Limit: FCC_2.4G_RE(3m)	Engineer: Mero Zhou
Probe: HF907_102861_1-18GHz	Polarity: Vertical
EUT: Access Point	Power: AC 120V/60Hz
Test Mode: Transmit by 802.11g at 2462MHz	

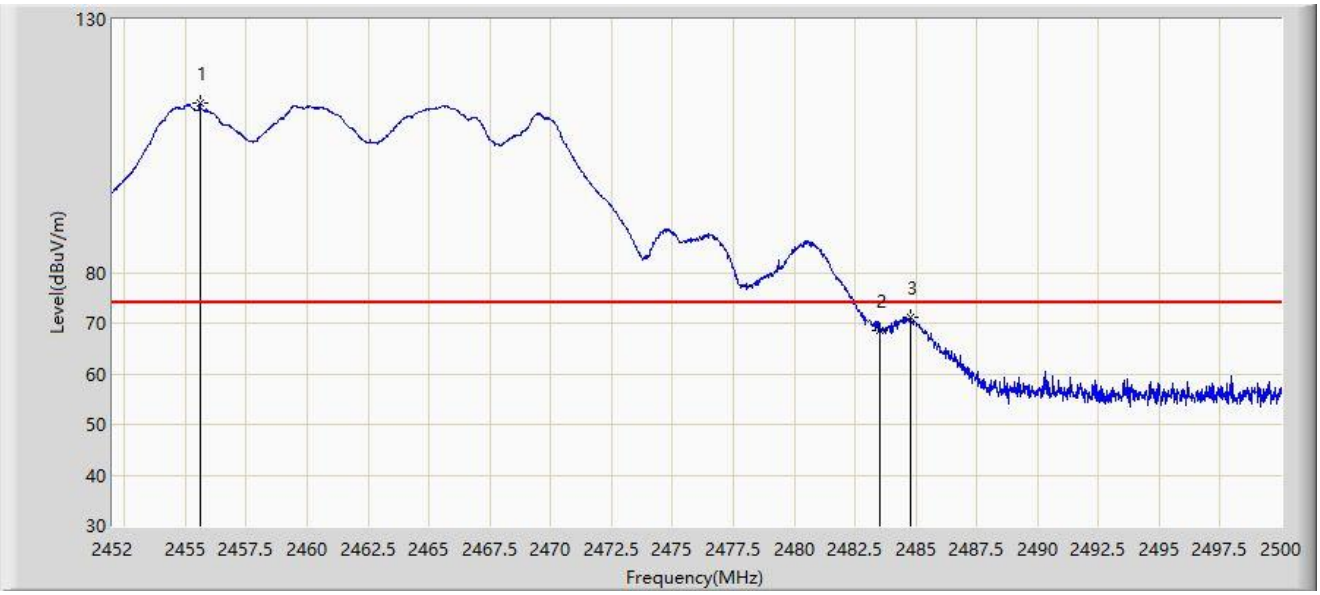

No	Mark	Frequency (MHz)	Measure Level (dBμV/m)	Reading Level (dBμV)	Margin (dB)	Limit (dBμV/m)	Factor (dB/m)	Type
1		2455.600	113.449	80.036	N/A	N/A	33.413	PK
2		2483.500	68.638	35.198	-5.362	74.000	33.440	PK
3	*	2484.760	71.055	37.606	-2.945	74.000	33.449	PK

Note 1: " * ", means this data is the worst emission level.

Note 2: Measure Level (dBμV/m) = Reading Level (dBμV) + Factor (dB/m).

Note 3: Factor (dB/m) = Cable Loss (dB) + Antenna Factor (dB/m).