802.11ax-HE80 26dB & 99% Bandwidth

Channel 42 (5210MHz)

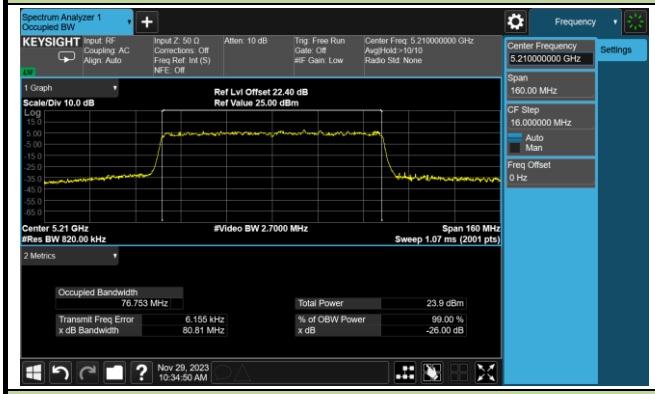

Channel 58 (5290MHz)

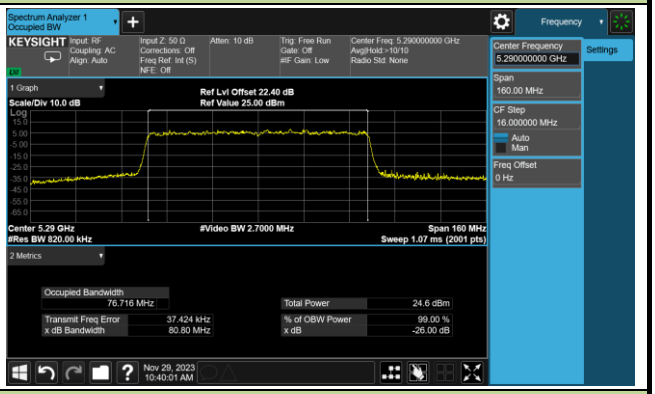

Channel 106 (5530MHz)

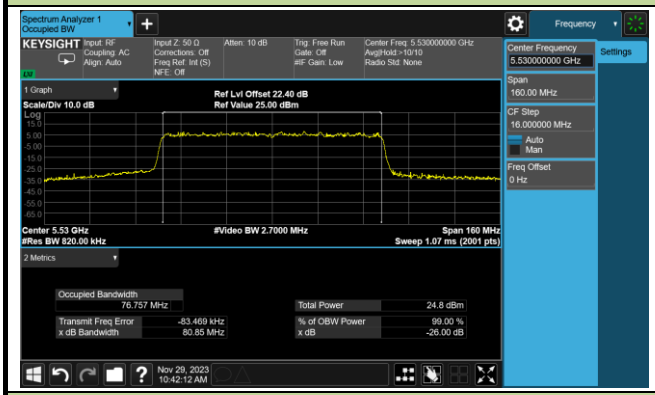

Channel 122 (5610MHz)

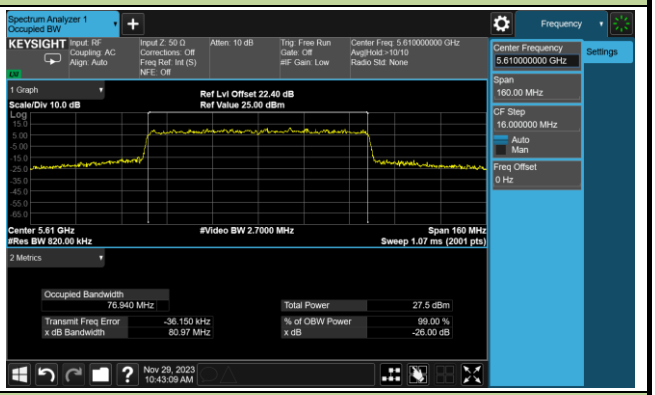

Channel 138 (5690MHz)

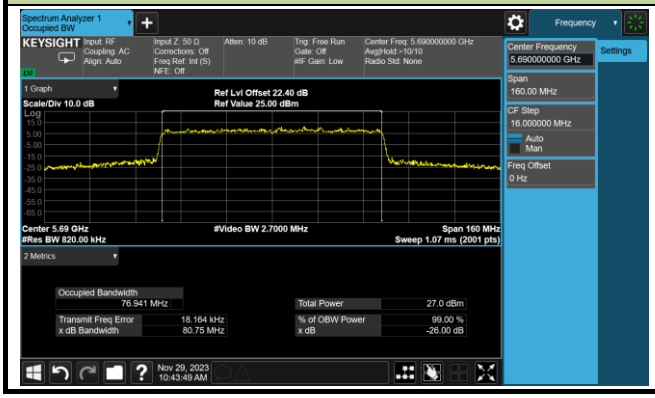

Channel 155 (5775MHz)

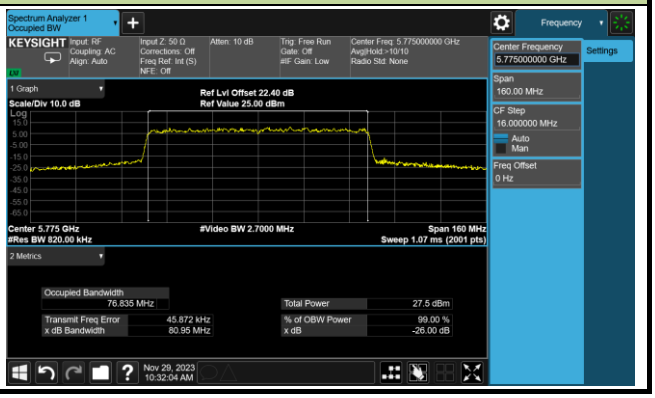

A.3 6dB Bandwidth Test Result

Test Site	WZ-SR5	Test Engineer	Luis Yang
Test Date	2023-07-15, 2023-10-24		

Test Mode	Data Rate/ MCS	Channel No.	Frequency (MHz)	6dB Bandwidth (MHz)	Limit (MHz)
11a	6Mbps	144	5720	3.220	≥0.5
11a	6Mbps	149	5745	16.38	≥0.5
11a	6Mbps	157	5785	16.36	≥0.5
11a	6Mbps	165	5825	16.38	≥0.5
11ac-VHT20	MCS0	144	5720	3.751	≥0.5
11ac-VHT20	MCS0	149	5745	17.61	≥0.5
11ac-VHT20	MCS0	157	5785	17.60	≥0.5
11ac-VHT20	MCS0	165	5825	17.62	≥0.5
11ac-VHT40	MCS0	142	5710	3.201	≥0.5
11ac-VHT40	MCS0	151	5755	36.38	≥0.5
11ac-VHT40	MCS0	159	5795	36.36	≥0.5
11ac-VHT80	MCS0	138	5690	3.107	≥0.5
11ac-VHT80	MCS0	155	5775	75.27	≥0.5
11ax-HE20	MCS0	144	5720	4.504	≥0.5
11ax-HE20	MCS0	149	5745	18.85	≥0.5
11ax-HE20	MCS0	157	5785	18.82	≥0.5
11ax-HE20	MCS0	165	5825	18.94	≥0.5
11ax-HE40	MCS0	142	5710	3.742	≥0.5
11ax-HE40	MCS0	151	5755	37.65	≥0.5
11ax-HE40	MCS0	159	5795	37.59	≥0.5
11ax-HE80	MCS0	138	5690	3.629	≥0.5
11ax-HE80	MCS0	155	5775	76.75	≥0.5

802.11a 6dB Bandwidth	
Channel 144 (5720MHz)	Channel 149 (5745MHz)
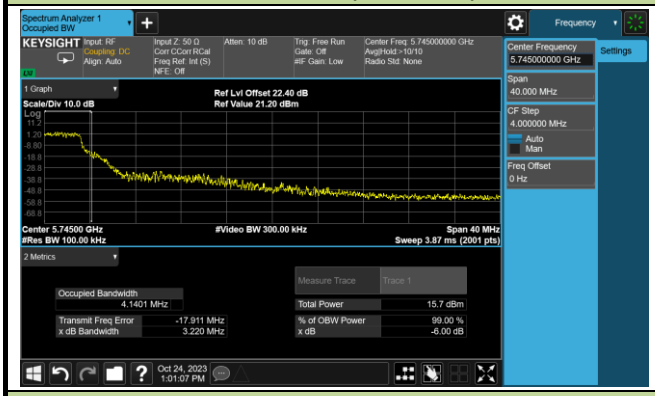	
Channel 157 (5785MHz)	Channel 165 (5825MHz)
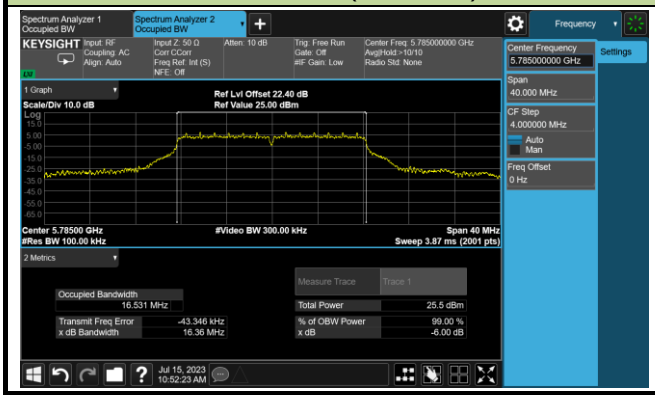	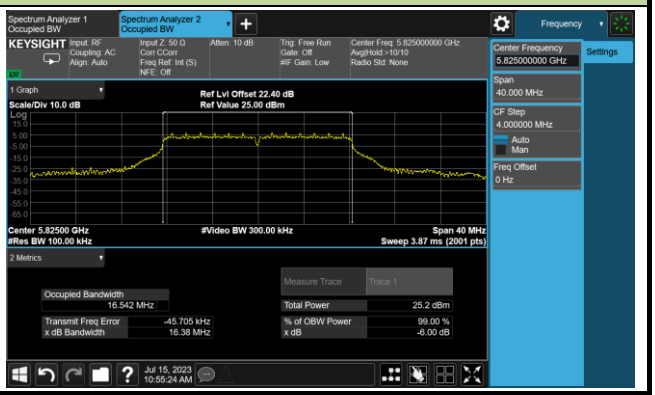

802.11ac-VHT20 6dB Bandwidth

Channel 144 (5720MHz)

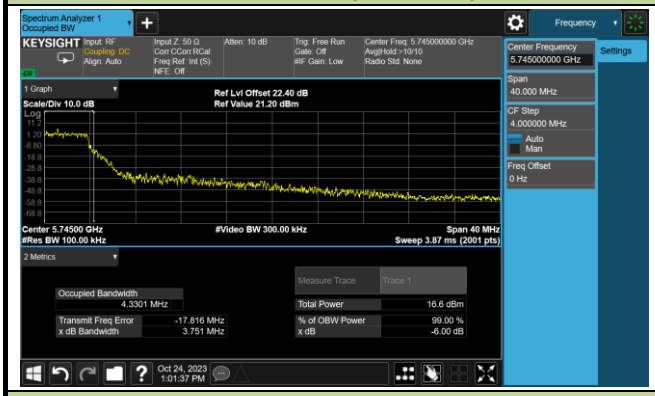

Channel 149 (5745MHz)

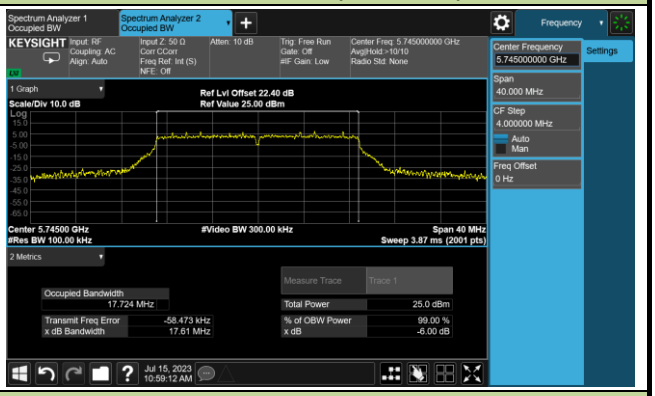

Channel 157 (5785MHz)

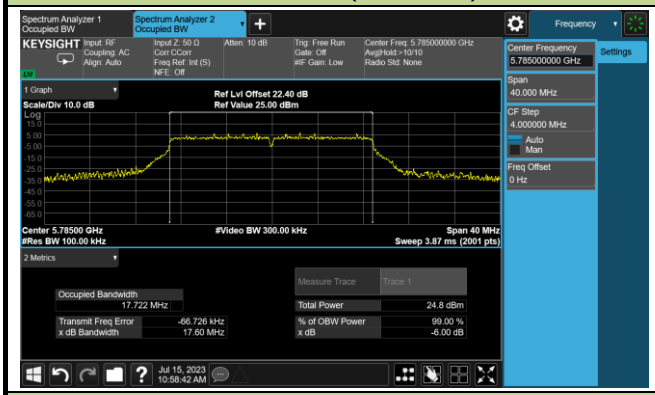

Channel 165 (5825MHz)

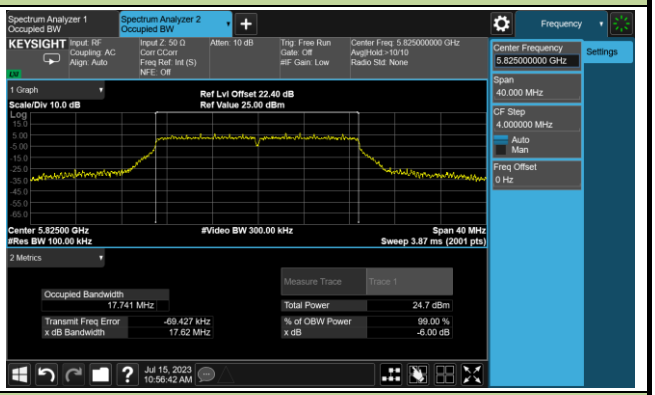

802.11ac-VHT40 6dB Bandwidth

Channel 142 (5710MHz)

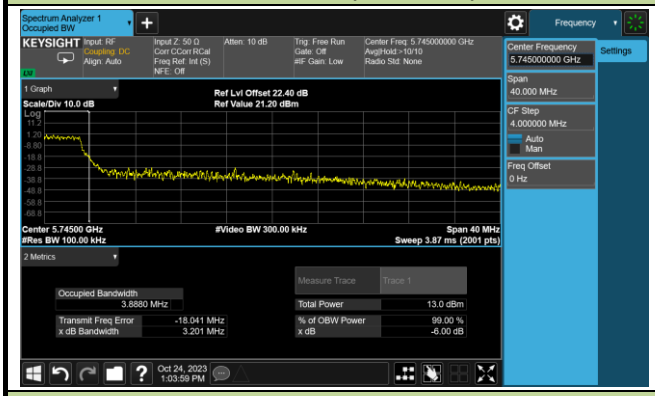

Channel 151 (5755MHz)

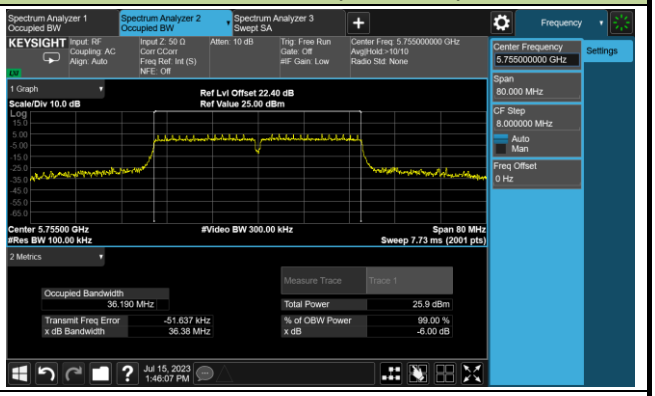

Channel 159 (5795MHz)

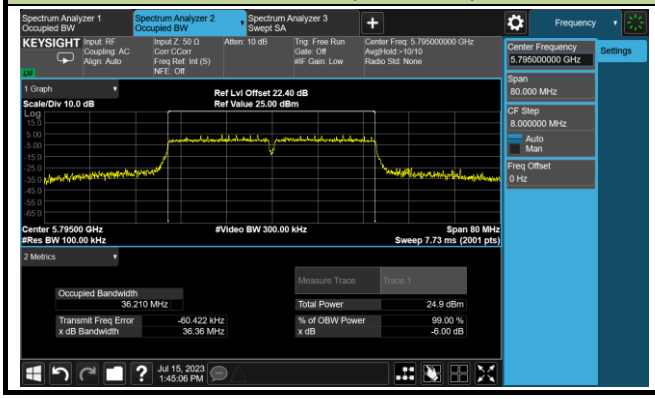

802.11ac-VHT80 6dB Bandwidth	
Channel 138 (5690MHz)	Channel 155 (5775MHz)
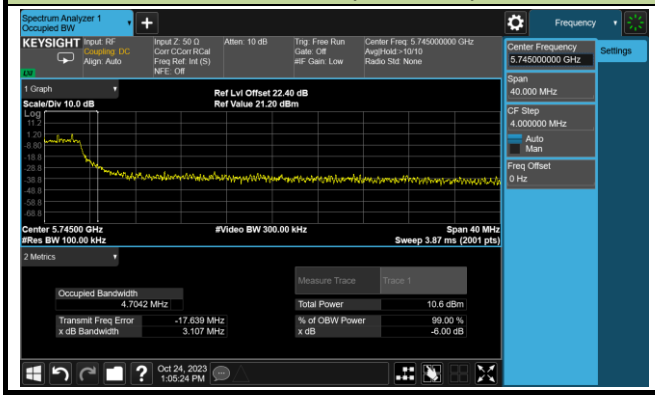	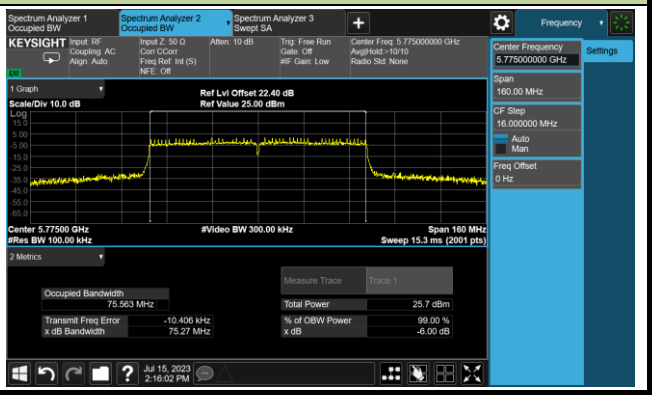

802.11ax-HE20 6dB Bandwidth

Channel 144 (5720MHz)

Channel 149 (5745MHz)

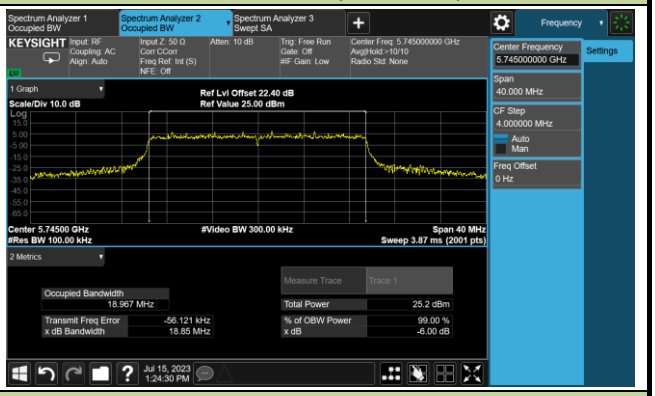

Channel 157 (5785MHz)

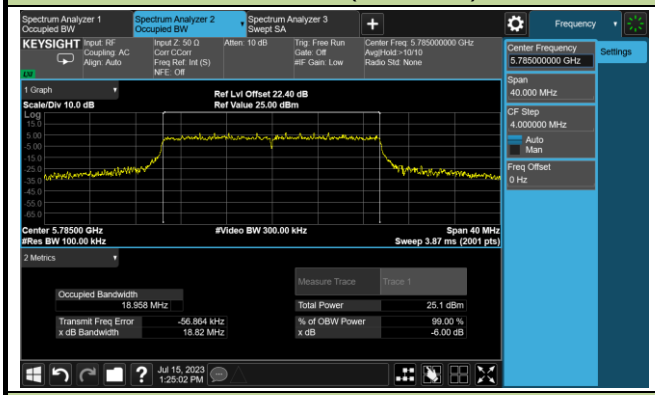

Channel 165 (5825MHz)

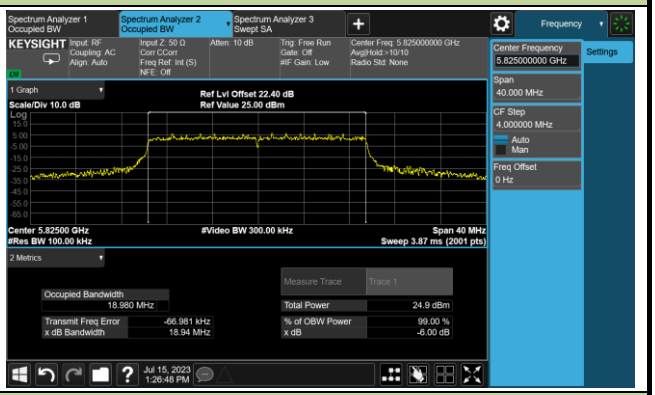

802.11ax-HE40 6dB Bandwidth

Channel 142 (5710MHz)

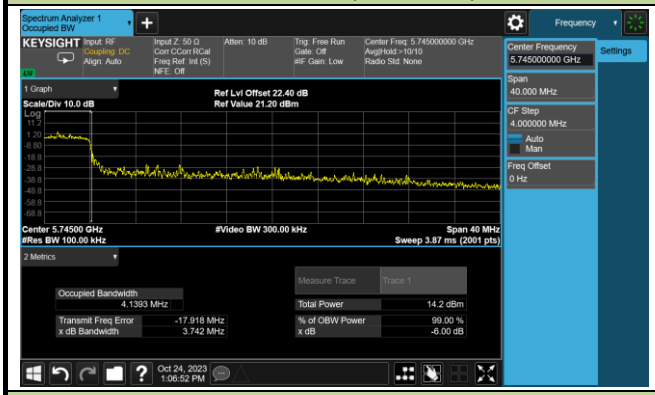

Channel 151 (5755MHz)

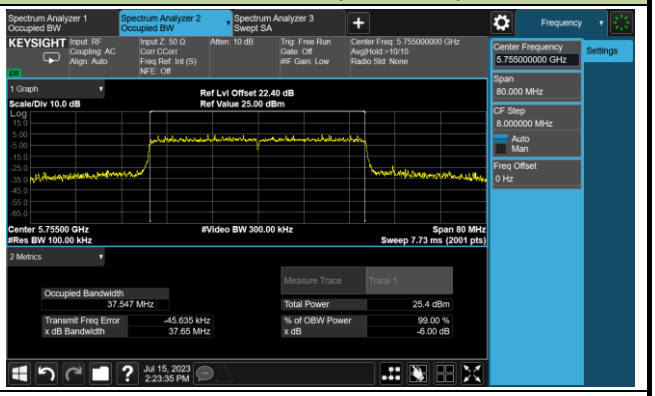

Channel 159 (5795MHz)

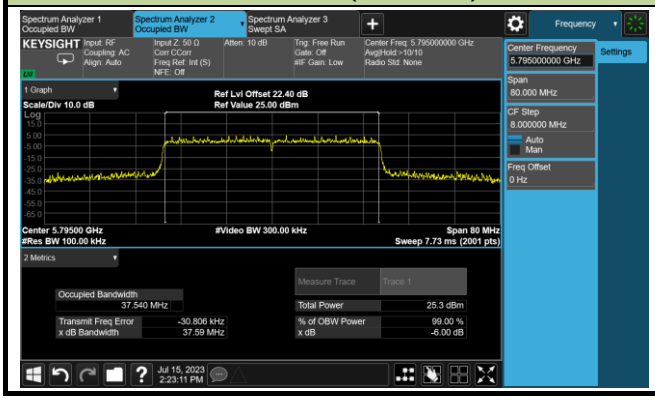

802.11ax-HE80 6dB Bandwidth	
Channel 138 (5690MHz)	Channel 155 (5775MHz)
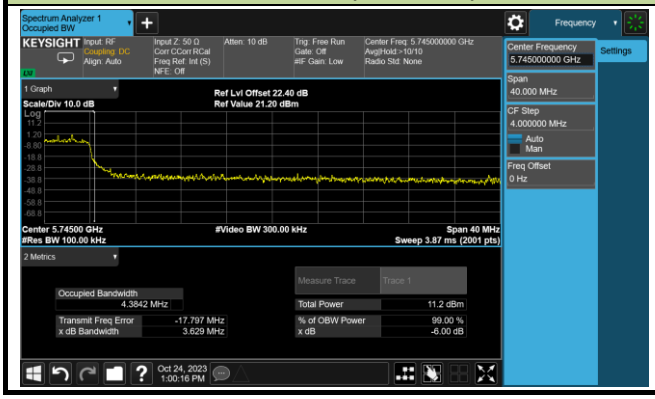	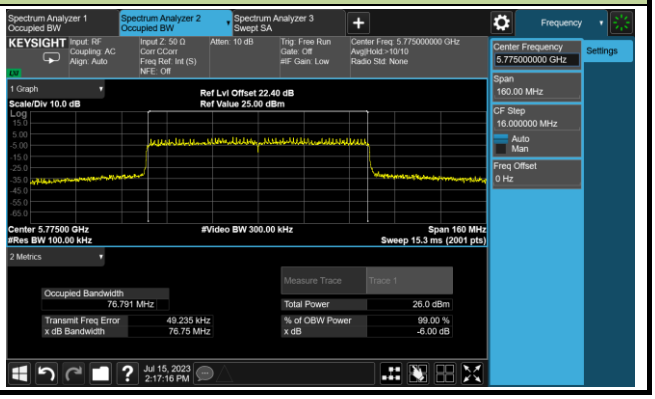

A.4 Output Power Test Result

Test Site	WZ-SR5	Test Engineer	Luis Yang
Test Date	2023-07-05~2023-07-14		
Filter	4#		

Test Mode	Data Rate MCS	Channel No.	Freq. (MHz)	Average Power (dBm)		Total Average Power (dBm)	Average Power Limit (dBm)
				Ant 0	Ant 1		
11a	6Mbps	36	5180	18.34	17.79	21.08	≤ 30.00
11a	6Mbps	44	5220	18.44	17.84	21.16	≤ 30.00
11a	6Mbps	48	5240	18.37	17.81	21.11	≤ 30.00
11a	6Mbps	52	5260	17.93	17.40	20.68	≤ 23.98
11a	6Mbps	60	5300	18.03	17.44	20.76	≤ 23.98
11a	6Mbps	64	5320	17.84	17.59	20.73	≤ 23.98
11a	6Mbps	100	5500	15.83	15.34	18.60	≤ 23.98
11a	6Mbps	116	5580	18.05	17.49	20.79	≤ 23.98
11a	6Mbps	140	5700	16.62	16.55	19.60	≤ 23.98
11a	6Mbps	144	5720	17.53	17.23	20.39	≤ 22.93
11a	6Mbps	149	5745	18.31	17.45	20.91	≤ 30.00
11a	6Mbps	157	5785	18.44	17.89	21.18	≤ 30.00
11a	6Mbps	165	5825	18.04	18.46	21.27	≤ 30.00
11ac-VHT20	MCS0	36	5180	18.24	17.61	20.95	≤ 30.00
11ac-VHT20	MCS0	44	5220	18.23	17.72	20.99	≤ 30.00
11ac-VHT20	MCS0	48	5240	18.35	17.75	21.07	≤ 30.00
11ac-VHT20	MCS0	52	5260	18.48	17.91	21.21	≤ 23.98
11ac-VHT20	MCS0	60	5300	18.35	17.68	21.04	≤ 23.98
11ac-VHT20	MCS0	64	5320	18.32	17.66	21.01	≤ 23.98
11ac-VHT20	MCS0	100	5500	16.73	16.50	19.63	≤ 23.98
11ac-VHT20	MCS0	116	5580	18.23	17.75	21.01	≤ 23.98
11ac-VHT20	MCS0	140	5700	16.92	16.42	19.69	≤ 23.98
11ac-VHT20	MCS0	144	5720	17.88	17.80	20.85	≤ 23.03
11ac-VHT20	MCS0	149	5745	18.46	17.78	21.14	≤ 30.00
11ac-VHT20	MCS0	157	5785	18.39	18.00	21.21	≤ 30.00
11ac-VHT20	MCS0	165	5825	17.79	18.45	21.14	≤ 30.00

Test Mode	Data Rate MCS	Channel No.	Freq. (MHz)	Average Power (dBm)		Total Average Power (dBm)	Average Power Limit (dBm)
				Ant 0	Ant 1		
11ac-VHT40	MCS0	38	5190	15.78	14.93	18.39	≤ 30.00
11ac-VHT40	MCS0	46	5230	18.28	17.95	21.13	≤ 30.00
11ac-VHT40	MCS0	54	5270	18.41	18.01	21.22	≤ 23.98
11ac-VHT40	MCS0	62	5310	16.16	15.64	18.92	≤ 23.98
11ac-VHT40	MCS0	102	5510	14.26	14.54	17.41	≤ 23.98
11ac-VHT40	MCS0	110	5550	18.23	17.89	21.07	≤ 23.98
11ac-VHT40	MCS0	134	5670	16.97	16.69	19.84	≤ 23.98
11ac-VHT40	MCS0	142	5710	18.37	17.89	21.15	≤ 23.98
11ac-VHT40	MCS0	151	5755	18.35	17.80	21.09	≤ 30.00
11ac-VHT40	MCS0	159	5795	18.34	17.82	21.10	≤ 30.00
11ac-VHT80	MCS0	42	5210	15.34	14.85	18.11	≤ 30.00
11ac-VHT80	MCS0	58	5290	15.41	14.76	18.11	≤ 23.98
11ac-VHT80	MCS0	106	5530	14.08	14.40	17.25	≤ 23.98
11ac-VHT80	MCS0	122	5610	18.23	17.89	21.07	≤ 23.98
11ac-VHT80	MCS0	138	5690	18.29	18.05	21.18	≤ 23.98
11ac-VHT80	MCS0	155	5775	18.39	18.03	21.22	≤ 30.00
11ax-HE20	MCS0	36	5180	17.71	17.31	20.52	≤ 30.00
11ax-HE20	MCS0	44	5220	18.34	17.72	21.05	≤ 30.00
11ax-HE20	MCS0	48	5240	18.39	17.57	21.01	≤ 30.00
11ax-HE20	MCS0	52	5260	18.28	17.86	21.09	≤ 23.98
11ax-HE20	MCS0	60	5300	18.41	17.77	21.11	≤ 23.98
11ax-HE20	MCS0	64	5320	18.24	17.65	20.97	≤ 23.98
11ax-HE20	MCS0	100	5500	16.53	16.25	19.40	≤ 23.98
11ax-HE20	MCS0	116	5580	18.43	18.07	21.26	≤ 23.98
11ax-HE20	MCS0	140	5700	14.25	13.74	17.01	≤ 23.98
11ax-HE20	MCS0	144	5720	18.46	17.96	21.23	≤ 22.94
11ax-HE20	MCS0	149	5745	18.25	18.13	21.20	≤ 30.00
11ax-HE20	MCS0	157	5785	18.36	17.88	21.14	≤ 30.00
11ax-HE20	MCS0	165	5825	17.93	18.47	21.22	≤ 30.00

Test Mode	Data Rate MCS	Channel No.	Freq. (MHz)	Average Power (dBm)		Total Average Power (dBm)	Average Power Limit (dBm)
				Ant 0	Ant 1		
11ax-HE40	MCS0	38	5190	15.78	15.13	18.48	≤ 30.00
11ax-HE40	MCS0	46	5230	18.43	17.79	21.13	≤ 30.00
11ax-HE40	MCS0	54	5270	18.35	17.93	21.16	≤ 23.98
11ax-HE40	MCS0	62	5310	16.16	15.91	19.05	≤ 23.98
11ax-HE40	MCS0	102	5510	14.36	14.57	17.48	≤ 23.98
11ax-HE40	MCS0	110	5550	18.48	18.18	21.34	≤ 23.98
11ax-HE40	MCS0	134	5670	17.47	17.36	20.43	≤ 23.98
11ax-HE40	MCS0	142	5710	18.48	18.14	21.32	≤ 23.98
11ax-HE40	MCS0	151	5755	18.40	18.48	21.45	≤ 30.00
11ax-HE40	MCS0	159	5795	18.46	18.02	21.26	≤ 30.00
11ax-HE80	MCS0	42	5210	14.94	14.24	17.61	≤ 30.00
11ax-HE80	MCS0	58	5290	15.03	14.87	17.96	≤ 23.98
11ax-HE80	MCS0	106	5530	14.65	14.62	17.65	≤ 23.98
11ax-HE80	MCS0	122	5610	18.26	17.89	21.09	≤ 23.98
11ax-HE80	MCS0	138	5690	18.47	17.79	21.15	≤ 23.98
11ax-HE80	MCS0	155	5775	18.43	17.96	21.21	≤ 30.00

Note 1: Total Average Power (dBm) = $10*\log\{10^{(\text{Ant 0 Average Power /10})} + 10^{(\text{Ant 1 Average Power /10})}\}$.

Note 2: For Straddle channels fall within NII-2C, Average Power Limit = 23.98dBm or $11+10*\log_{10}EBW_{2C}$ which is less.

Note 3: For Straddle channels fall within NII-3, Average Power Limit = 30dBm, that is higher than 23.98dBm. The total channel's output power can satisfy Nii-2C limit, so the power fall within NII-3 also can satisfy NII-3 limit.

Test Site	WZ-SR5	Test Engineer	Luis Yang
Test Date	2023-07-05~2023-07-14		
Filter	5#		

Test Mode	Data Rate MCS	Channel No.	Freq. (MHz)	Average Power (dBm)		Total Average Power (dBm)	Average Power Limit (dBm)
				Ant 0	Ant 1		
11a	6Mbps	36	5180	18.29	17.70	21.02	≤ 30.00
11a	6Mbps	44	5220	18.27	17.76	21.03	≤ 30.00
11a	6Mbps	48	5240	18.22	17.75	21.00	≤ 30.00
11a	6Mbps	52	5260	17.85	17.33	20.61	≤ 23.98
11a	6Mbps	60	5300	17.78	17.34	20.58	≤ 23.98
11a	6Mbps	64	5320	17.78	17.31	20.56	≤ 23.98
11a	6Mbps	100	5500	14.27	14.12	17.21	≤ 23.98
11a	6Mbps	116	5580	17.81	17.24	20.54	≤ 23.98
11a	6Mbps	140	5700	15.03	14.71	17.88	≤ 23.98
11a	6Mbps	144	5720	16.82	16.43	19.64	≤ 22.93
11a	6Mbps	149	5745	17.15	16.81	19.99	≤ 30.00
11a	6Mbps	157	5785	17.18	16.65	19.93	≤ 30.00
11a	6Mbps	165	5825	16.08	16.84	19.49	≤ 30.00
11ac-VHT20	MCS0	36	5180	16.89	16.83	19.87	≤ 30.00
11ac-VHT20	MCS0	44	5220	17.91	17.62	20.78	≤ 30.00
11ac-VHT20	MCS0	48	5240	18.19	17.67	20.95	≤ 30.00
11ac-VHT20	MCS0	52	5260	18.31	17.82	21.08	≤ 23.98
11ac-VHT20	MCS0	60	5300	18.21	17.61	20.93	≤ 23.98
11ac-VHT20	MCS0	64	5320	17.65	17.52	20.60	≤ 23.98
11ac-VHT20	MCS0	100	5500	16.04	15.65	18.86	≤ 23.98
11ac-VHT20	MCS0	116	5580	17.87	17.70	20.80	≤ 23.98
11ac-VHT20	MCS0	140	5700	15.66	15.20	18.45	≤ 23.98
11ac-VHT20	MCS0	144	5720	17.19	17.17	20.19	≤ 23.03
11ac-VHT20	MCS0	149	5745	17.45	17.12	20.30	≤ 30.00
11ac-VHT20	MCS0	157	5785	16.92	17.05	20.00	≤ 30.00
11ac-VHT20	MCS0	165	5825	16.37	16.85	19.63	≤ 30.00

Test Mode	Data Rate MCS	Channel No.	Freq. (MHz)	Average Power (dBm)		Total Average Power (dBm)	Average Power Limit (dBm)
				Ant 0	Ant 1		
11ac-VHT40	MCS0	38	5190	14.84	14.77	17.82	≤ 30.00
11ac-VHT40	MCS0	46	5230	18.12	17.86	21.00	≤ 30.00
11ac-VHT40	MCS0	54	5270	17.90	17.84	20.88	≤ 23.98
11ac-VHT40	MCS0	62	5310	15.06	14.97	18.03	≤ 23.98
11ac-VHT40	MCS0	102	5510	12.54	12.71	15.64	≤ 23.98
11ac-VHT40	MCS0	110	5550	17.46	17.03	20.26	≤ 23.98
11ac-VHT40	MCS0	134	5670	15.54	15.27	18.42	≤ 23.98
11ac-VHT40	MCS0	142	5710	17.22	17.23	20.24	≤ 23.98
11ac-VHT40	MCS0	151	5755	17.31	17.12	20.23	≤ 30.00
11ac-VHT40	MCS0	159	5795	17.21	17.05	20.14	≤ 30.00
11ac-VHT80	MCS0	42	5210	14.03	14.79	17.44	≤ 30.00
11ac-VHT80	MCS0	58	5290	14.85	14.47	17.67	≤ 23.98
11ac-VHT80	MCS0	106	5530	12.28	12.72	15.52	≤ 23.98
11ac-VHT80	MCS0	122	5610	17.21	16.61	19.93	≤ 23.98
11ac-VHT80	MCS0	138	5690	17.24	17.34	20.30	≤ 23.98
11ac-VHT80	MCS0	155	5775	16.84	17.05	19.96	≤ 30.00
11ax-HE20	MCS0	36	5180	16.33	16.61	19.48	≤ 30.00
11ax-HE20	MCS0	44	5220	17.96	17.64	20.81	≤ 30.00
11ax-HE20	MCS0	48	5240	18.24	17.49	20.89	≤ 30.00
11ax-HE20	MCS0	52	5260	17.86	17.71	20.80	≤ 23.98
11ax-HE20	MCS0	60	5300	18.39	17.67	21.06	≤ 23.98
11ax-HE20	MCS0	64	5320	16.72	16.59	19.67	≤ 23.98
11ax-HE20	MCS0	100	5500	14.32	14.35	17.35	≤ 23.98
11ax-HE20	MCS0	116	5580	17.92	18.00	20.97	≤ 23.98
11ax-HE20	MCS0	140	5700	12.33	12.17	15.26	≤ 23.98
11ax-HE20	MCS0	144	5720	17.09	17.33	20.22	≤ 22.94
11ax-HE20	MCS0	149	5745	17.35	17.01	20.19	≤ 30.00
11ax-HE20	MCS0	157	5785	16.82	16.63	19.74	≤ 30.00
11ax-HE20	MCS0	165	5825	16.59	16.31	19.46	≤ 30.00

Test Mode	Data Rate MCS	Channel No.	Freq. (MHz)	Average Power (dBm)		Total Average Power (dBm)	Average Power Limit (dBm)
				Ant 0	Ant 1		
11ax-HE40	MCS0	38	5190	14.48	15.00	17.76	≤ 30.00
11ax-HE40	MCS0	46	5230	18.09	17.65	20.89	≤ 30.00
11ax-HE40	MCS0	54	5270	17.81	17.87	20.85	≤ 23.98
11ax-HE40	MCS0	62	5310	15.91	15.85	18.89	≤ 23.98
11ax-HE40	MCS0	102	5510	13.04	13.10	16.08	≤ 23.98
11ax-HE40	MCS0	110	5550	17.93	17.70	20.83	≤ 23.98
11ax-HE40	MCS0	134	5670	16.25	16.74	19.51	≤ 23.98
11ax-HE40	MCS0	142	5710	17.58	17.43	20.52	≤ 23.98
11ax-HE40	MCS0	151	5755	17.07	17.23	20.16	≤ 30.00
11ax-HE40	MCS0	159	5795	16.84	16.69	19.78	≤ 30.00
11ax-HE80	MCS0	42	5210	14.77	14.20	17.50	≤ 30.00
11ax-HE80	MCS0	58	5290	14.31	14.62	17.48	≤ 23.98
11ax-HE80	MCS0	106	5530	14.12	14.17	17.16	≤ 23.98
11ax-HE80	MCS0	122	5610	17.81	17.87	20.85	≤ 23.98
11ax-HE80	MCS0	138	5690	17.43	17.76	20.61	≤ 23.98
11ax-HE80	MCS0	155	5775	17.13	16.99	20.07	≤ 30.00

Note 1: Total Average Power (dBm) = $10*\log\{10^{(\text{Ant 0 Average Power /10})} + 10^{(\text{Ant 1 Average Power /10})}\}$.

Note 2: For Straddle channels fall within NII-2C, Average Power Limit = 23.98dBm or $11+10*\log_{10}EBW_{2C}$ which is less.

Note 3: For Straddle channels fall within NII-3, Average Power Limit = 30dBm, that is higher than 23.98dBm. The total channel's output power can satisfy Nii-2C limit, so the power fall within NII-3 also can satisfy NII-3 limit.

A.5 Power Spectral Density Test Result

Test Site	WZ-SR5	Test Engineer	Luis Yang
Test Date	2023-07-05~2023-07-14		
Test Item	Power Spectral Density (UNII-Band 1 & UNII-2a & UNII-2c)		

Test Mode	Data Rate/ MCS	Channel No.	Freq. (MHz)	AVPSD (dBm/ MHz)		Duty Cycle (%)	Total PSD (dBm/ MHz)	PSD Limit (dBm/MHz)
				Ant 0	Ant 1			
11a	6Mbps	36	5180	5.043	4.662	94.71	8.103	15.60
11a	6Mbps	44	5220	5.741	4.961	94.71	8.615	15.60
11a	6Mbps	48	5240	6.522	5.660	94.71	9.359	15.60
11a	6Mbps	52	5260	6.138	5.778	94.71	9.208	9.60
11a	6Mbps	60	5300	6.464	5.857	94.71	9.417	9.60
11a	6Mbps	64	5320	6.378	5.809	94.71	9.349	9.60
11a	6Mbps	100	5500	3.536	2.871	94.71	6.463	9.60
11a	6Mbps	116	5580	6.160	5.611	94.71	9.141	9.60
11a	6Mbps	140	5700	4.692	4.108	94.71	7.656	9.60
11a	6Mbps	144	5720	6.222	5.705	94.71	9.218	9.60
11ac-VHT20	MCS0	36	5180	5.838	5.133	98.47	8.510	15.60
11ac-VHT20	MCS0	44	5220	6.449	5.566	98.47	9.040	15.60
11ac-VHT20	MCS0	48	5240	6.203	5.842	98.47	9.037	15.60
11ac-VHT20	MCS0	52	5260	6.614	5.970	98.47	9.314	9.60
11ac-VHT20	MCS0	60	5300	6.512	5.899	98.47	9.227	9.60
11ac-VHT20	MCS0	64	5320	6.446	5.435	98.47	8.980	9.60
11ac-VHT20	MCS0	100	5500	4.753	4.364	98.47	7.573	9.60
11ac-VHT20	MCS0	116	5580	6.369	5.952	98.47	9.176	9.60
11ac-VHT20	MCS0	140	5700	4.720	5.074	98.47	7.911	9.60
11ac-VHT20	MCS0	144	5720	6.283	6.098	98.47	9.202	9.60
11ac-VHT40	MCS0	38	5190	0.029	-0.060	96.65	3.143	15.60
11ac-VHT40	MCS0	46	5230	2.936	2.583	96.65	5.921	15.60
11ac-VHT40	MCS0	54	5270	3.672	3.487	96.65	6.739	9.60
11ac-VHT40	MCS0	62	5310	1.179	1.337	96.65	4.417	9.60
11ac-VHT40	MCS0	102	5510	-0.631	-0.053	96.65	2.826	9.60
11ac-VHT40	MCS0	110	5550	3.084	3.289	96.65	6.346	9.60
11ac-VHT40	MCS0	134	5670	2.153	2.024	96.65	5.247	9.60
11ac-VHT40	MCS0	142	5710	3.617	3.420	96.65	6.678	9.60

Test Mode	Data Rate/ MCS	Channel No.	Freq. (MHz)	AVPSD (dBm/ MHz)		Duty Cycle (%)	Total PSD (dBm/ MHz)	PSD Limit (dBm/MHz)
				Ant 0	Ant 1			
11ac-VHT80	MCS0	42	5210	-2.498	-2.909	93.67	0.596	15.60
11ac-VHT80	MCS0	58	5290	-2.378	-2.655	93.67	0.780	9.60
11ac-VHT80	MCS0	106	5530	-3.397	-3.307	93.67	-0.057	9.60
11ac-VHT80	MCS0	122	5610	0.915	0.130	93.67	3.835	9.60
11ac-VHT80	MCS0	138	5690	0.535	0.165	93.67	3.648	9.60
11ax-HE20	MCS0	36	5180	5.479	5.178	97.51	8.451	15.60
11ax-HE20	MCS0	44	5220	5.761	5.840	97.51	8.920	15.60
11ax-HE20	MCS0	48	5240	5.893	5.529	97.51	8.835	15.60
11ax-HE20	MCS0	52	5260	5.703	5.523	97.51	8.734	9.60
11ax-HE20	MCS0	60	5300	6.526	5.937	97.51	9.361	9.60
11ax-HE20	MCS0	64	5320	5.804	5.416	97.51	8.734	9.60
11ax-HE20	MCS0	100	5500	4.194	4.279	97.51	7.357	9.60
11ax-HE20	MCS0	116	5580	6.270	5.839	97.51	9.180	9.60
11ax-HE20	MCS0	140	5700	1.718	1.652	97.51	4.805	9.60
11ax-HE20	MCS0	144	5720	6.290	6.197	97.51	9.364	9.60
11ax-HE40	MCS0	38	5190	0.183	-0.277	96.03	3.145	15.60
11ax-HE40	MCS0	46	5230	2.983	2.985	96.03	6.170	15.60
11ax-HE40	MCS0	54	5270	2.994	2.760	96.03	6.065	9.60
11ax-HE40	MCS0	62	5310	0.989	0.986	96.03	4.174	9.60
11ax-HE40	MCS0	102	5510	-0.878	-0.451	96.03	2.527	9.60
11ax-HE40	MCS0	110	5550	2.783	3.208	96.03	6.187	9.60
11ax-HE40	MCS0	134	5670	2.270	2.083	96.03	5.364	9.60
11ax-HE40	MCS0	142	5710	3.234	3.471	96.03	6.540	9.60
11ax-HE80	MCS0	42	5210	-2.635	-2.998	92.57	0.533	15.60
11ax-HE80	MCS0	58	5290	-2.443	-2.747	92.57	0.753	9.60
11ax-HE80	MCS0	106	5530	-3.052	-2.895	92.57	0.373	9.60
11ax-HE80	MCS0	122	5610	-0.283	0.327	92.57	3.378	9.60
11ax-HE80	MCS0	138	5690	0.604	0.138	92.57	3.723	9.60

Note 1: When EUT duty cycle < 98%, the total PSD (dBm/MHz) =10*log {$10^{(\text{Ant 0 AVGPSD}/10)}$ + $10^{(\text{Ant 1 AVGPSD}/10)}$} +10*log (1/Duty cycle).

When EUT duty cycle ≥ 98%, the total PSD (dBm/MHz) =10*log {$10^{(\text{Ant 0 AVGPSD}/10)}$ + $10^{(\text{Ant 1 AVGPSD}/10)}$}.

Note 2: For NII-1, PSD Limit = 17 – (7.4 - 6) = 15.6 dBm/MHz

For NII-2A and NII-2C, PSD Limit = 11 - (7.4 - 6) = 9.6 dBm/MHz

Note 3: For straddle channels, the max PSD level was recorded, and the limit in NII-2C is more stringent than

NII-3 band, so the test result complied with NII-3 limit as the NII-2C limit list in table above complied.

Test Site	WZ-SR5	Test Engineer	Luis Yang
Test Date	2023-11-27		
Test Item	Power Spectral Density (UNII-Band 3)		

Test Mode	Data Rate/ MCS	Channel No.	Freq. (MHz)	AVPSD (dBm/ 510KHz)		Duty Cycle (%)	Total PSD (dBm/ 510KHz)	PSD Limit (dBm/ 500KHz)
				Ant 0	Ant 1			
11a	6Mbps	149	5745	3.285	2.682	94.71	6.240	≤ 28.60
11a	6Mbps	157	5785	3.615	3.058	94.71	6.592	≤ 28.60
11a	6Mbps	165	5825	3.413	3.234	94.71	6.571	≤ 28.60
11ac-VHT20	MCS0	149	5745	3.262	2.795	98.47	6.045	≤ 28.60
11ac-VHT20	MCS0	157	5785	3.346	2.717	98.47	6.053	≤ 28.60
11ac-VHT20	MCS0	165	5825	3.206	3.096	98.47	6.162	≤ 28.60
11ac-VHT40	MCS0	151	5755	0.813	0.117	96.65	3.637	≤ 28.60
11ac-VHT40	MCS0	159	5795	0.637	-0.047	96.65	3.467	≤ 28.60
11ac-VHT80	MCS0	155	5775	-2.406	-2.849	93.67	0.672	≤ 28.60
11ax-HE20	MCS0	149	5745	3.194	2.754	97.51	6.099	≤ 28.60
11ax-HE20	MCS0	157	5785	3.455	3.088	97.51	6.395	≤ 28.60
11ax-HE20	MCS0	165	5825	3.109	2.939	97.51	6.145	≤ 28.60
11ax-HE40	MCS0	151	5755	0.553	-0.006	96.03	3.469	≤ 28.60
11ax-HE40	MCS0	159	5795	0.651	0.228	96.03	3.631	≤ 28.60
11ax-HE80	MCS0	155	5775	-2.325	-2.376	92.57	0.995	≤ 28.60

Note 1: When EUT duty cycle < 98%, the total PSD (dBm/510kHz) =10*log {$10^{(\text{Ant 0 AVGPSD}/10)}$ + $10^{(\text{Ant 1 AVGPSD}/10)}$} +10*log (1/Duty cycle).

When EUT duty cycle ≥ 98%, the total PSD (dBm/510kHz) =10*log {$10^{(\text{Ant 0 AVGPSD}/10)}$ + $10^{(\text{Ant 1 AVGPSD}/10)}$}.

Note 2: PSD Limit = 30 – (7.4 - 6) = 28.6 dBm/MHz

802.11a Power Spectral Density - Ant 0

Channel 36 (5180MHz)

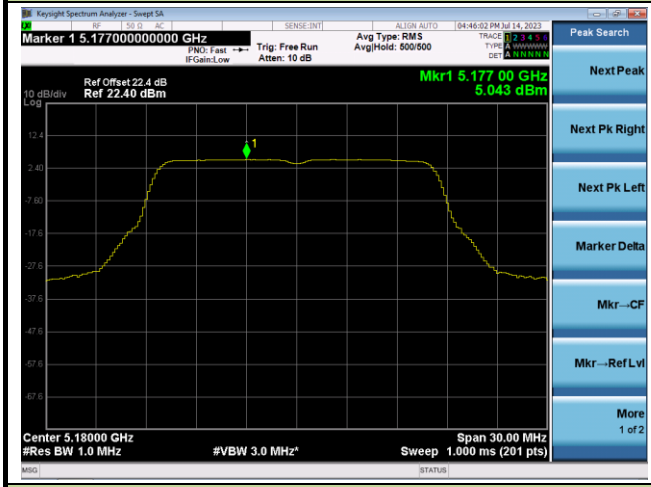

Channel 44 (5220MHz)

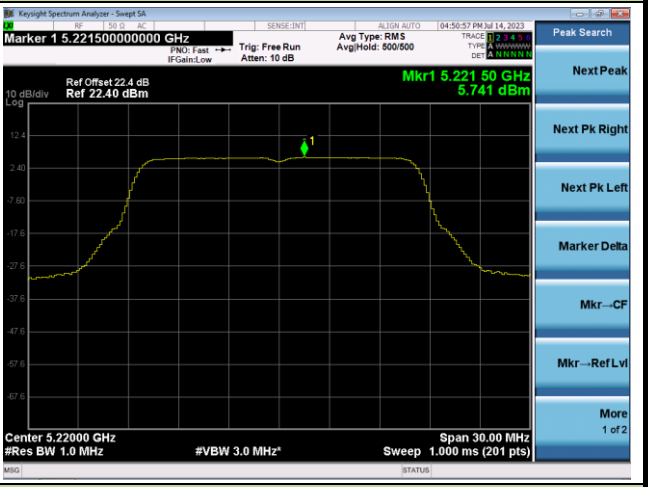

Channel 48 (5240MHz)

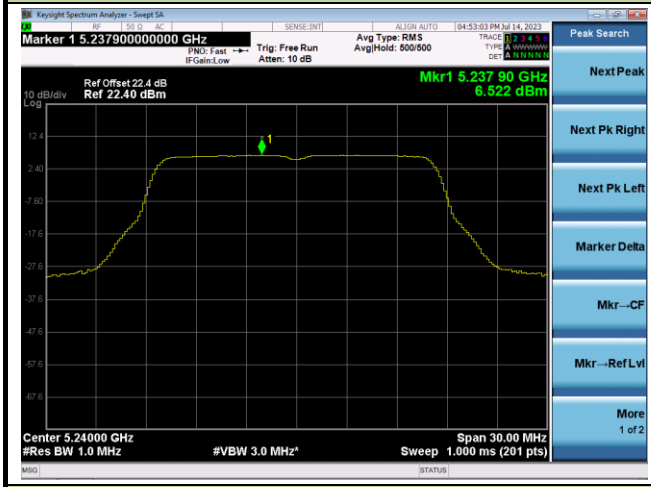

Channel 52 (5260MHz)

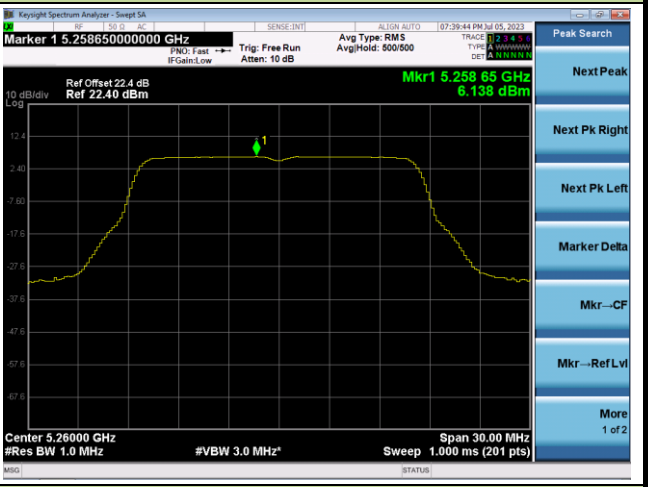

Channel 60 (5300MHz)

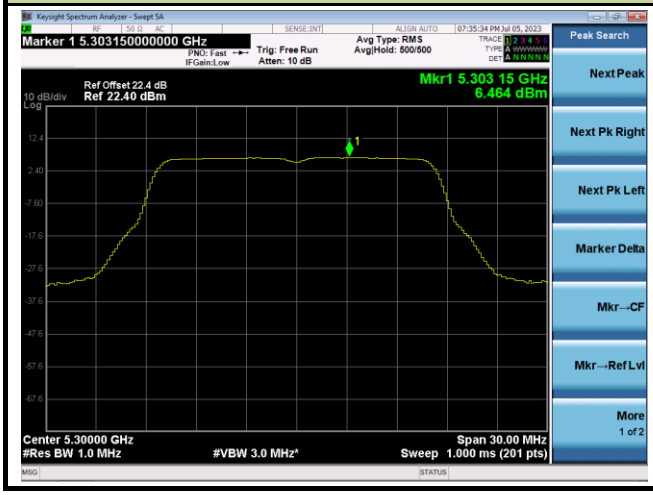

Channel 64 (5320MHz)

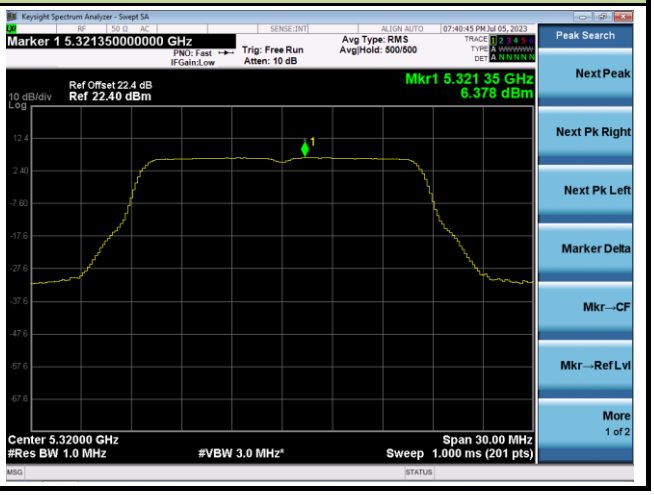

802.11a Power Spectral Density - Ant 0

Channel 100 (5500MHz)

Channel 116 (5580MHz)

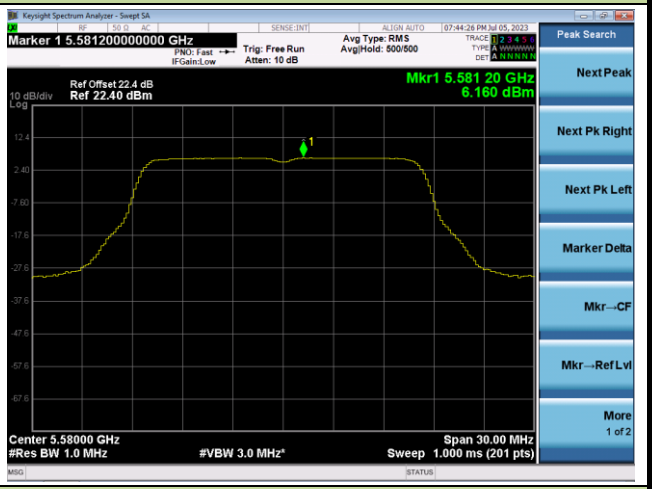

Channel 140 (5700MHz)

Channel 144(5720MHz)

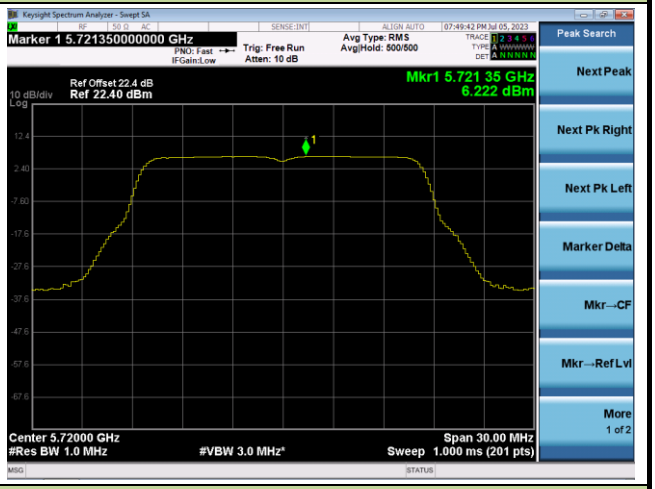

Channel 149 (5745MHz)

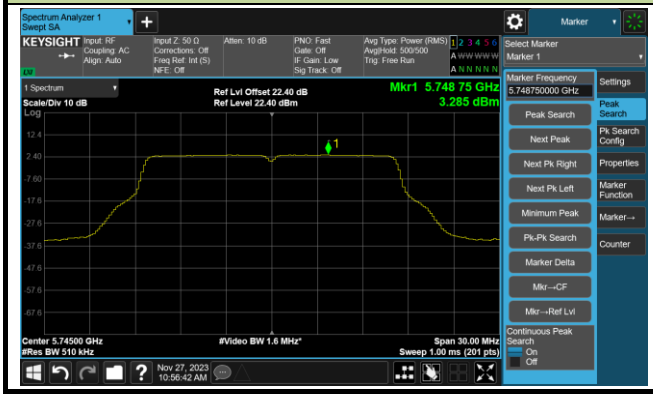

Channel 157 (5785MHz)

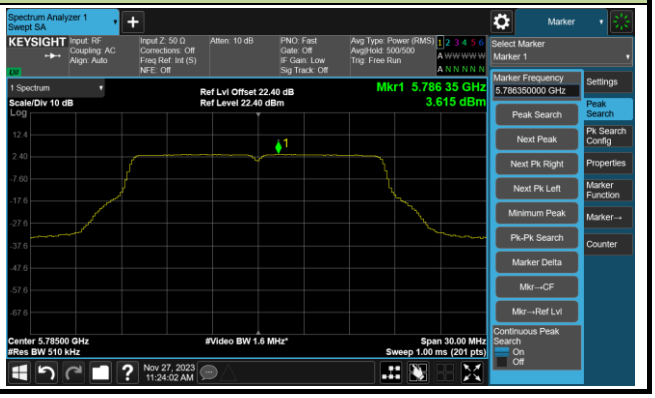

802.11a Power Spectral Density - Ant 0	
Channel 165 (5825MHz)	
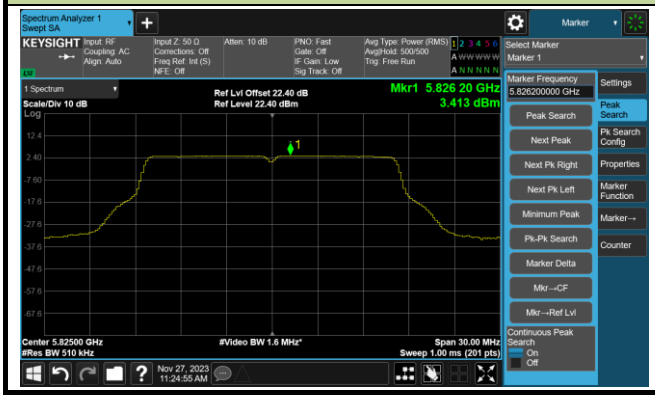	

802.11ac-VHT20 Power Spectral Density - Ant 0

Channel 36 (5180MHz)

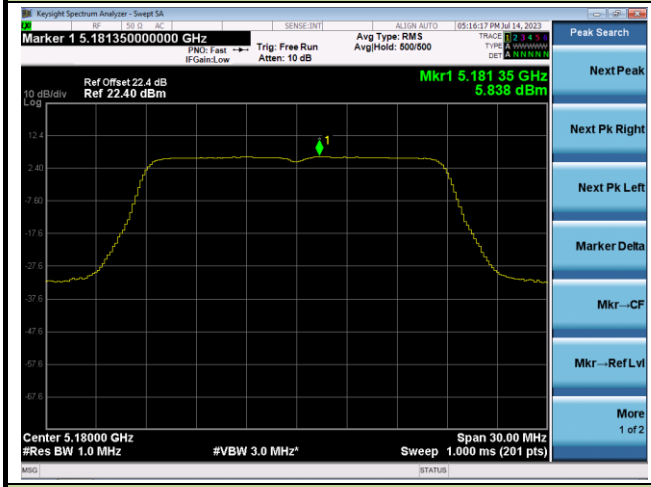

Channel 44 (5220MHz)

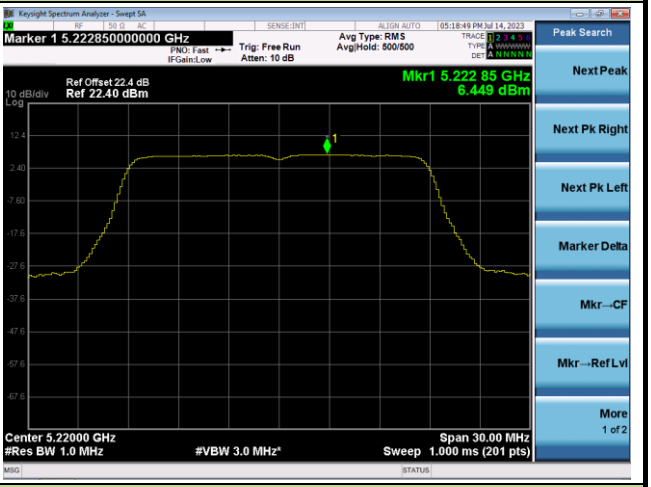

Channel 48 (5240MHz)

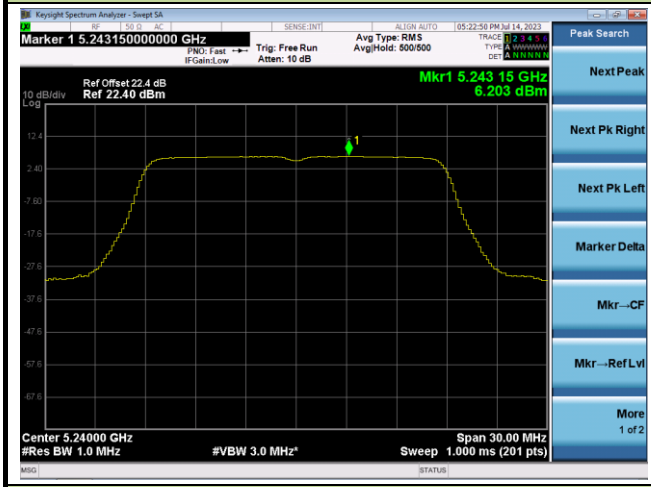

Channel 52 (5260MHz)

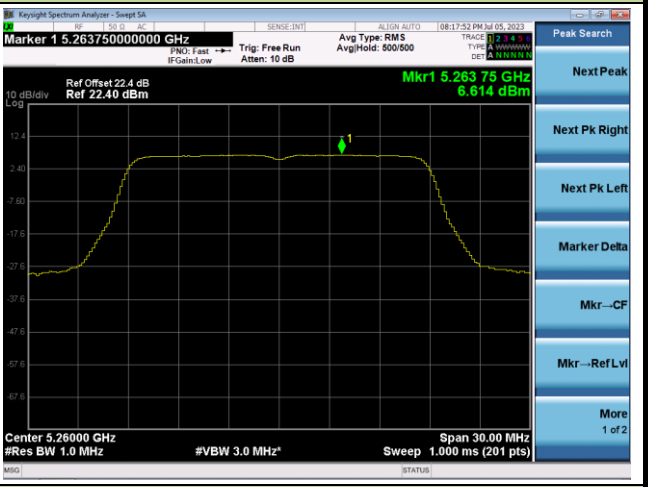

Channel 60 (5300MHz)

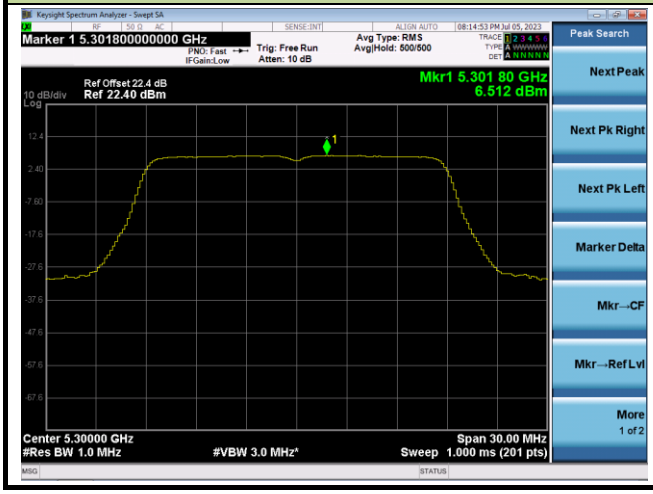

Channel 64 (5320MHz)

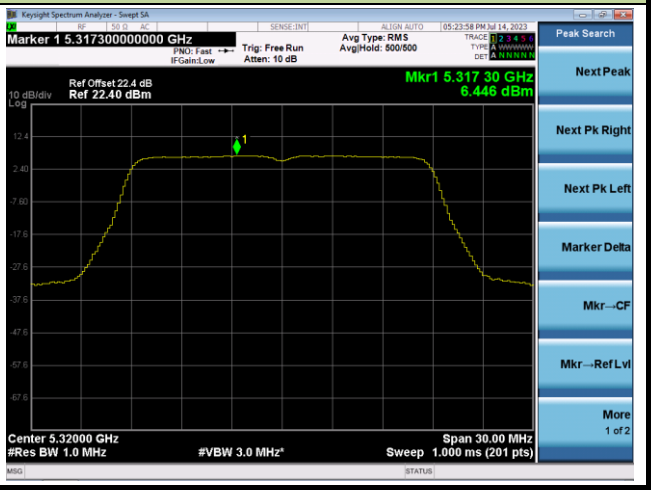

802.11ac-VHT20 Power Spectral Density - Ant 0

Channel 100 (5500MHz)

Channel 116 (5580MHz)

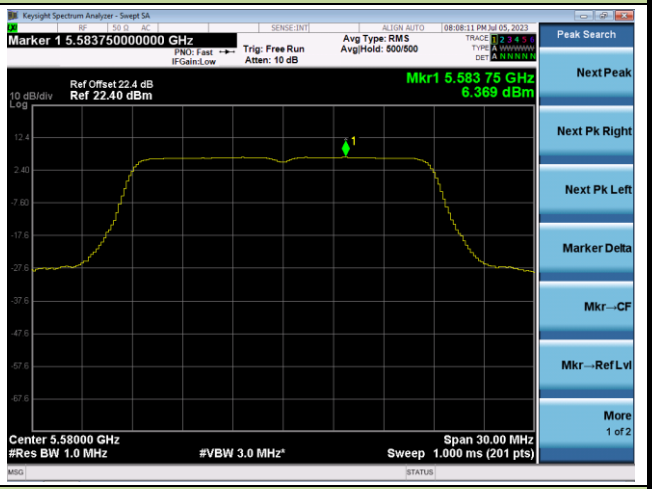

Channel 140 (5700MHz)

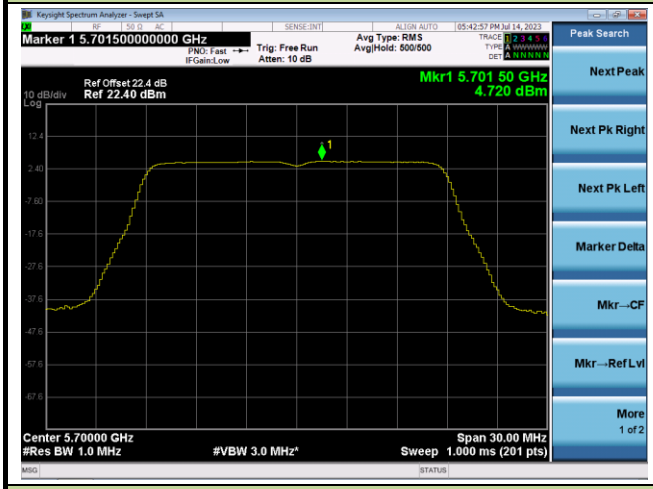

Channel 144(5720MHz)

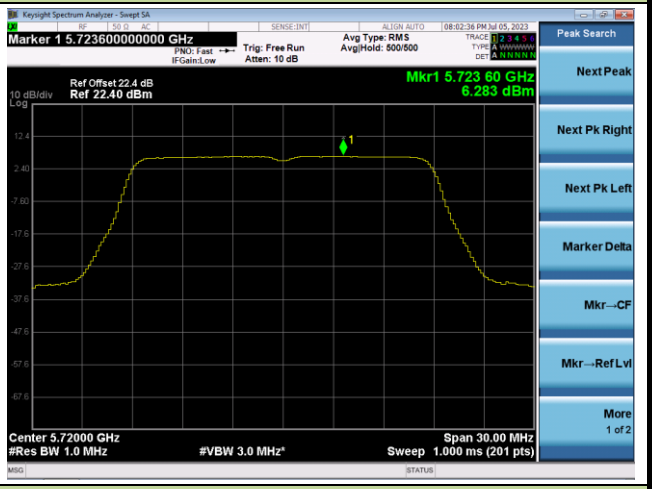

Channel 149 (5745MHz)

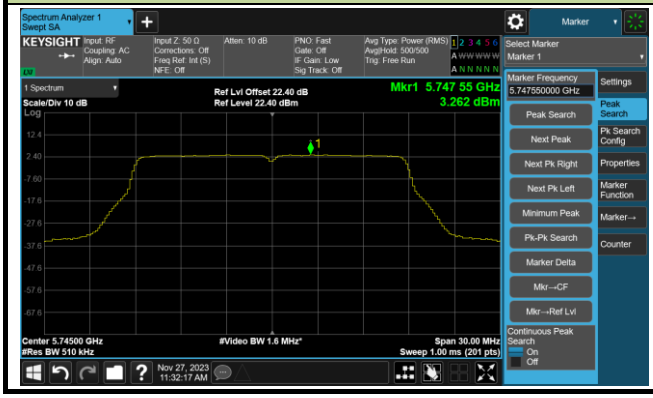

Channel 157 (5785MHz)

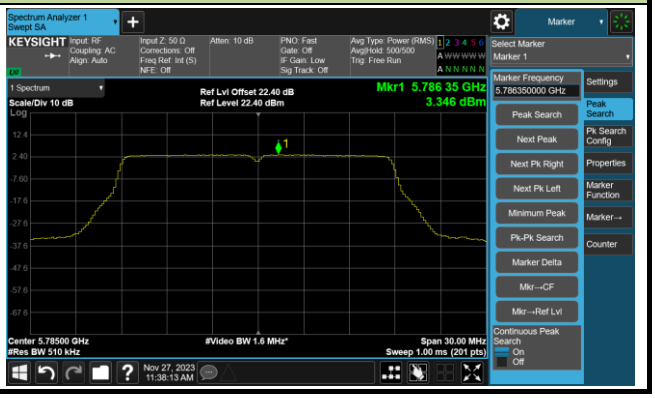

802.11ac-VHT20 Power Spectral Density - Ant 0	
Channel 165 (5825MHz)	
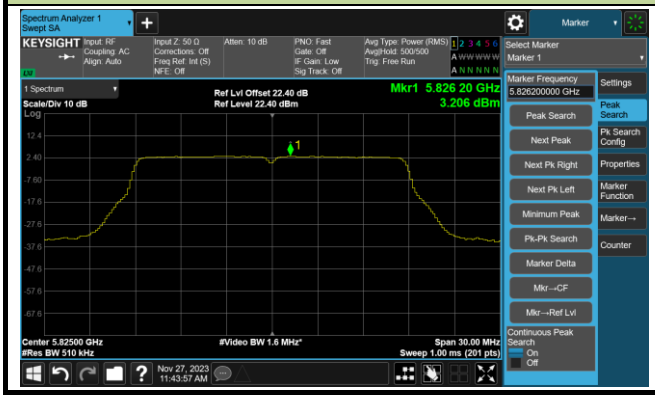	

802.11ac-VHT40 Power Spectral Density - Ant 0

Channel 38 (5190MHz)

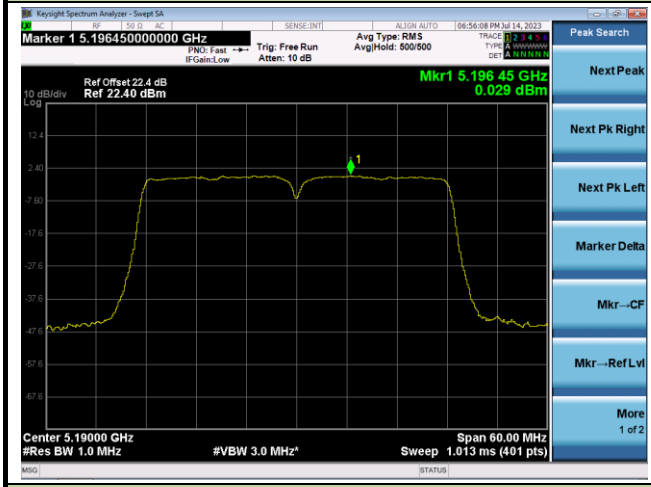

Channel 46 (5230MHz)

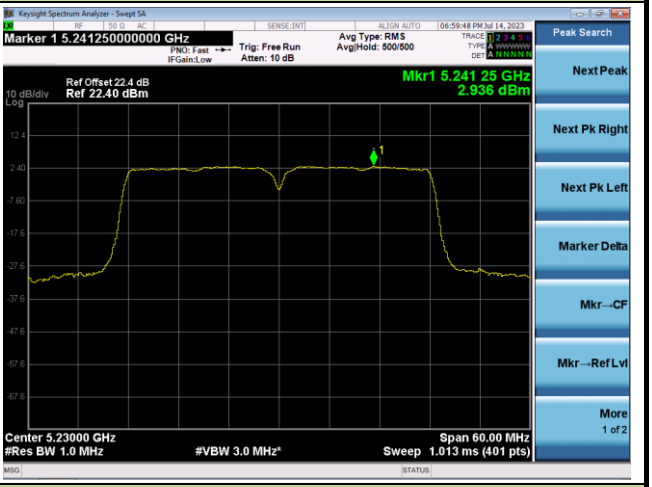

Channel 54 (5270MHz)

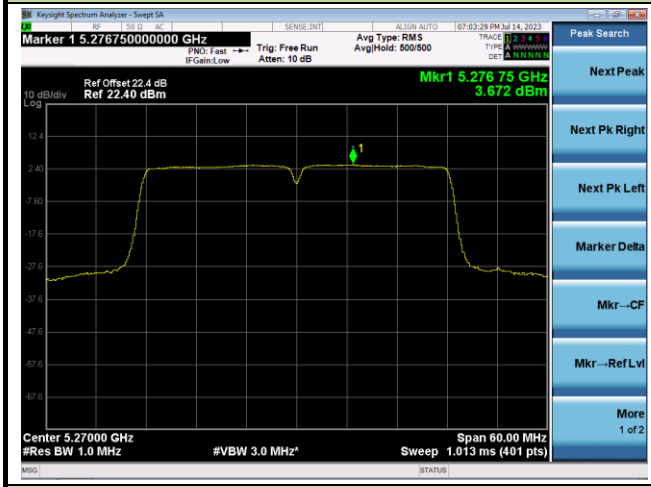

Channel 62 (5310MHz)

Channel 102 (5510MHz)

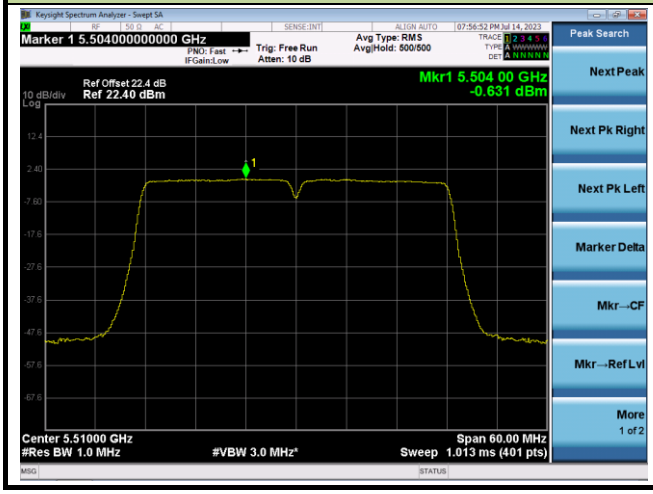

Channel 110 (5550MHz)

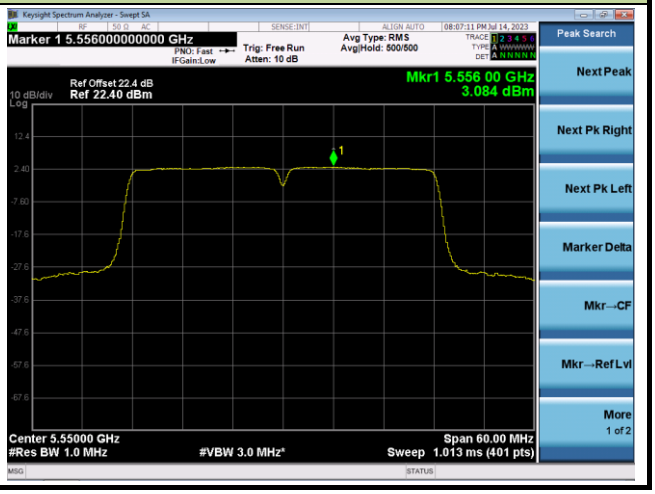

802.11ac-VHT40 Power Spectral Density - Ant 0	
Channel 134 (5670MHz)	Channel 142(5710MHz)
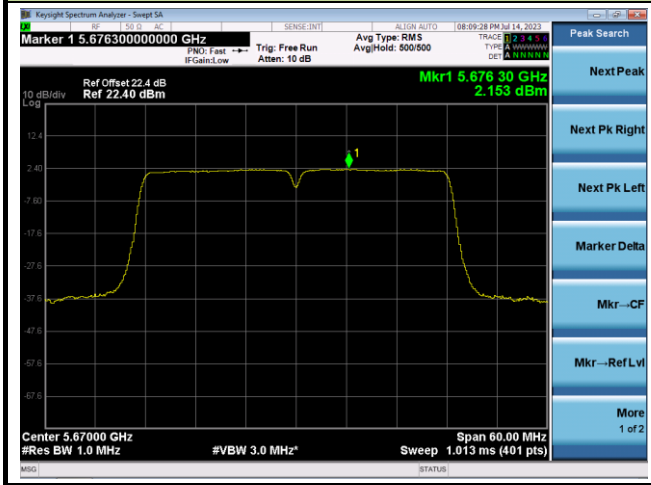	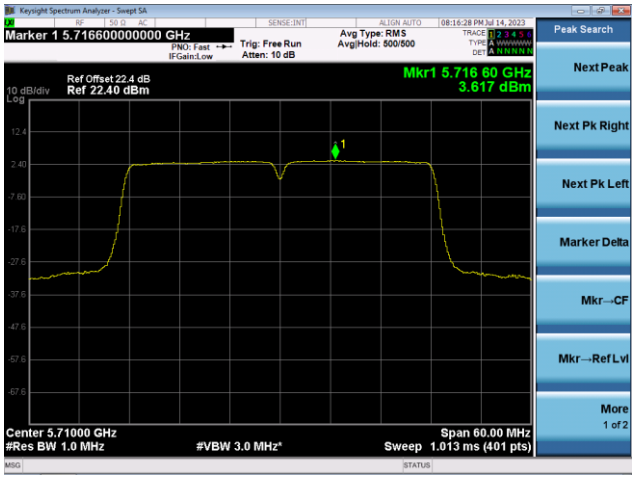
Channel 151 (5755MHz)	Channel 159 (5795MHz)
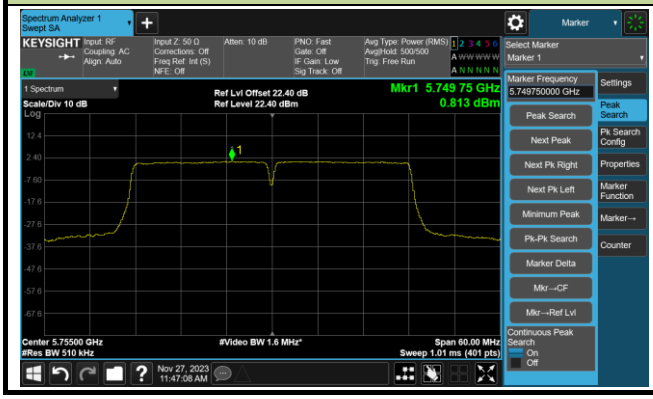	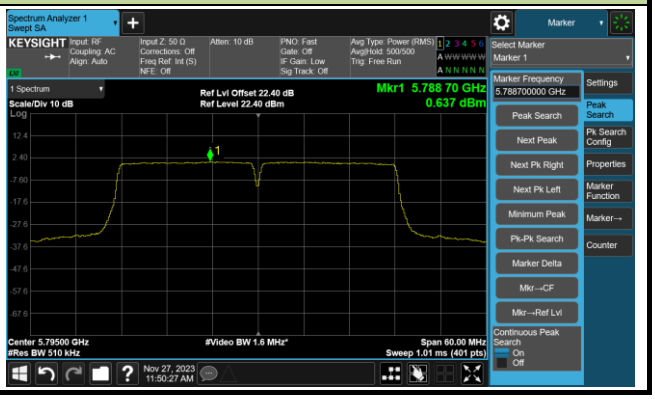

802.11ac-VHT80 Power Spectral Density - Ant 0

Channel 42 (5210MHz)

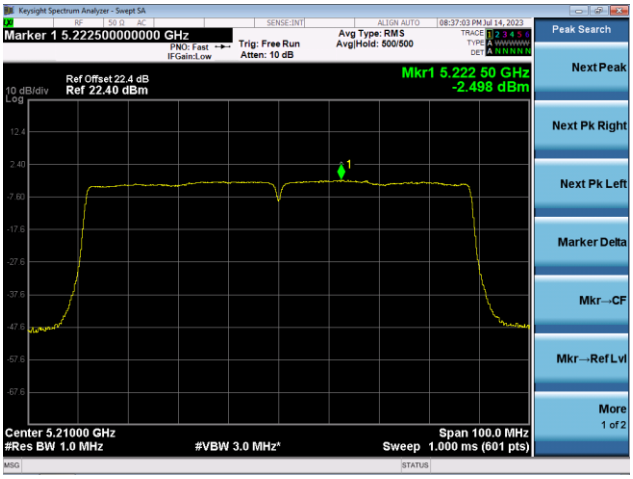

Channel 58 (5290MHz)

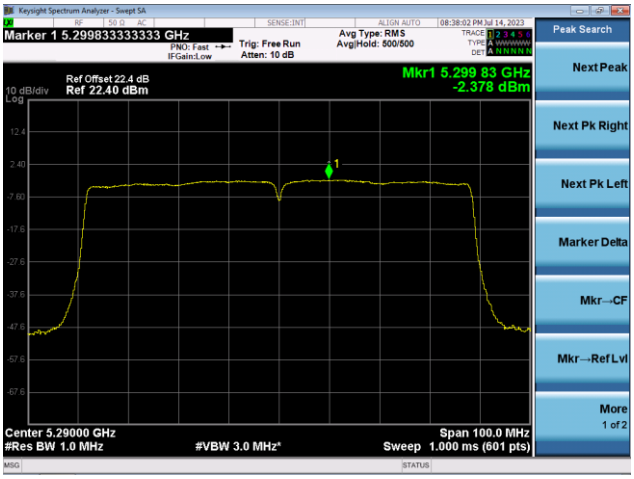

Channel 106 (5530MHz)

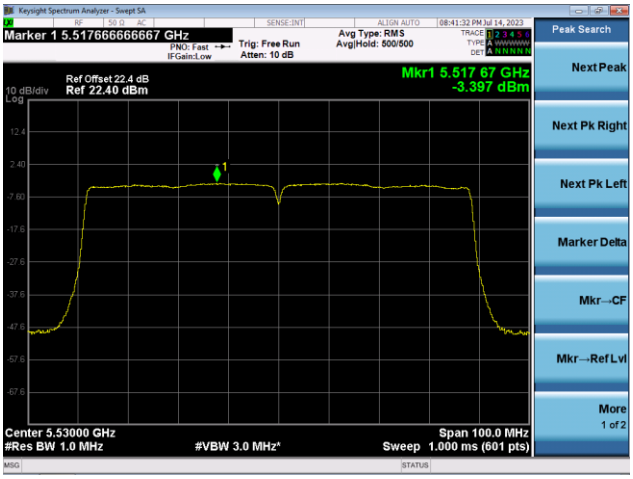

Channel 122 (5610MHz)

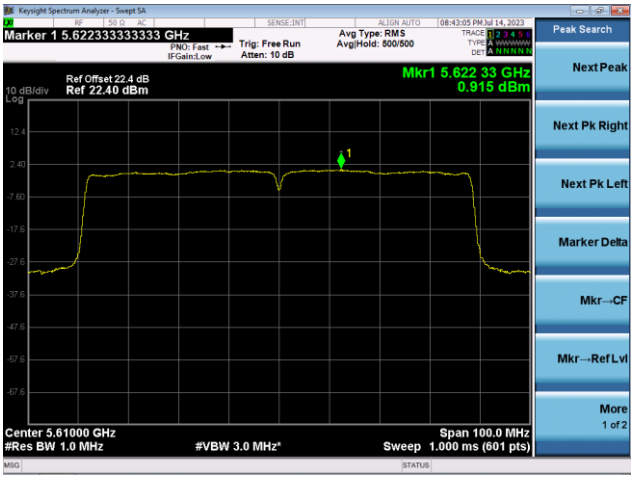

Channel 138 (5690MHz)

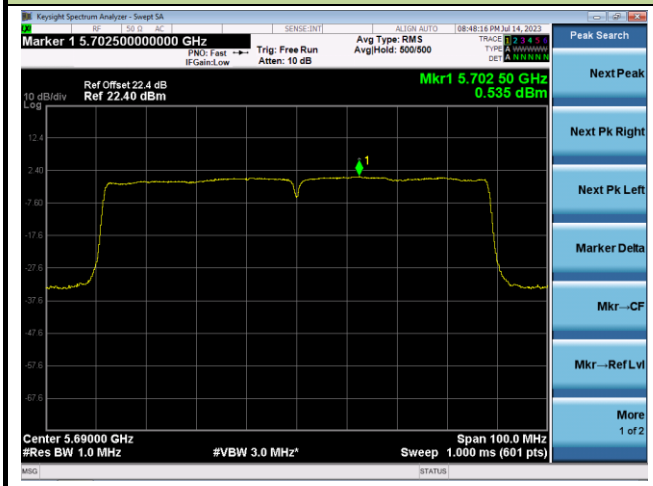
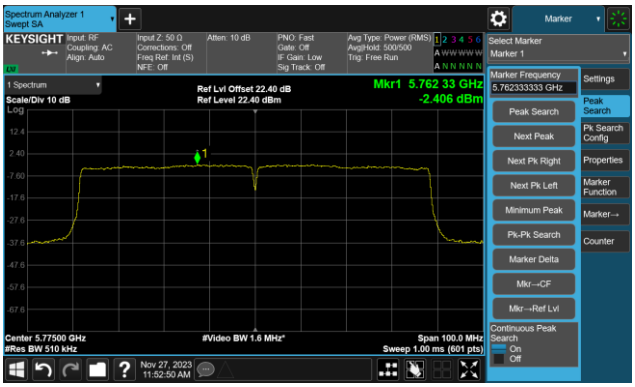
Channel 155 (5775MHz)