802.11 ax-HE40 Power Spectral Density - Ant 0	
Channel 167 (5835MHz)	Channel 175 (5875MHz)
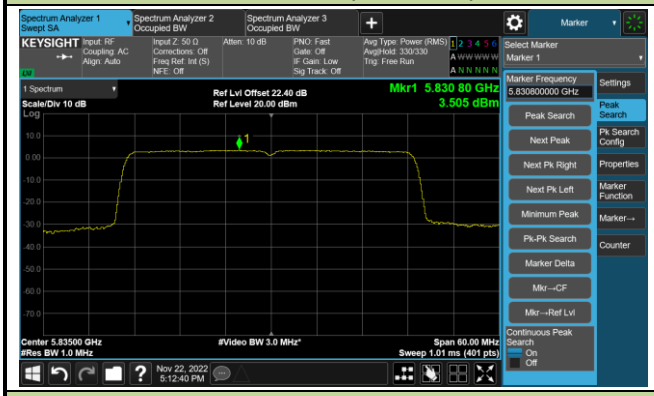	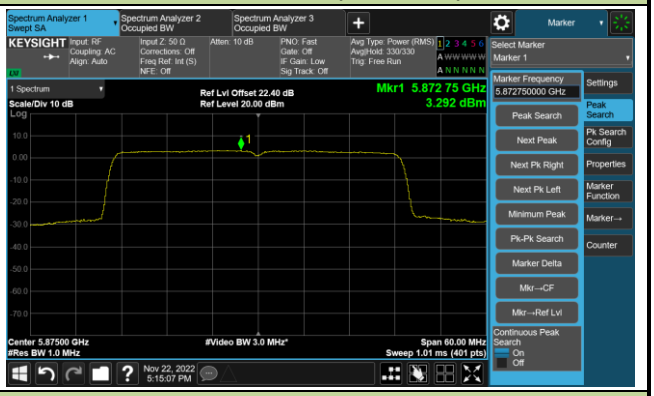

802.11 ax-HE80 Power Spectral Density - Ant 0	
Channel 171 (5855MHz)	
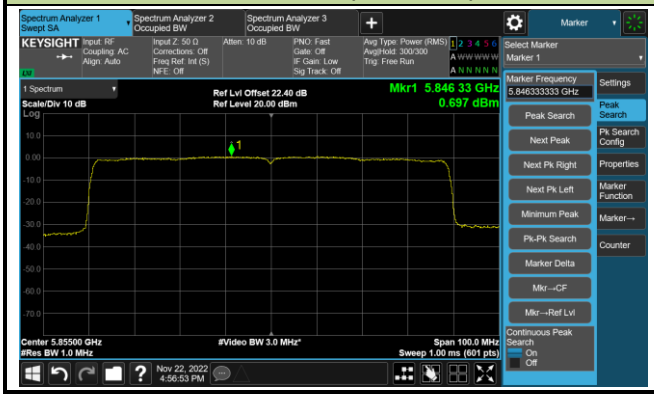	

802.11a Power Spectral Density - Ant 1	
Channel 169 (5845MHz)	Channel 173 (5865MHz)
	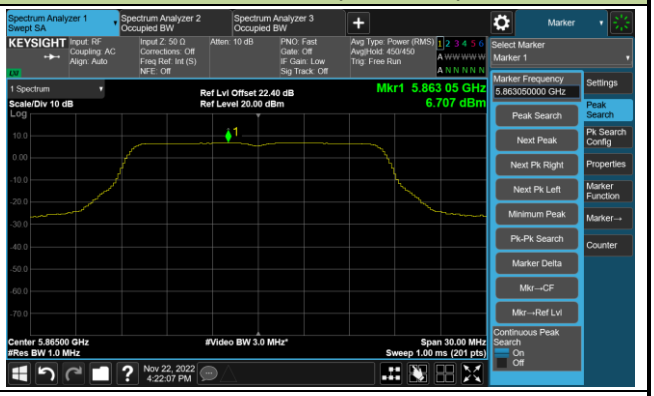
Channel 177 (5885MHz)	
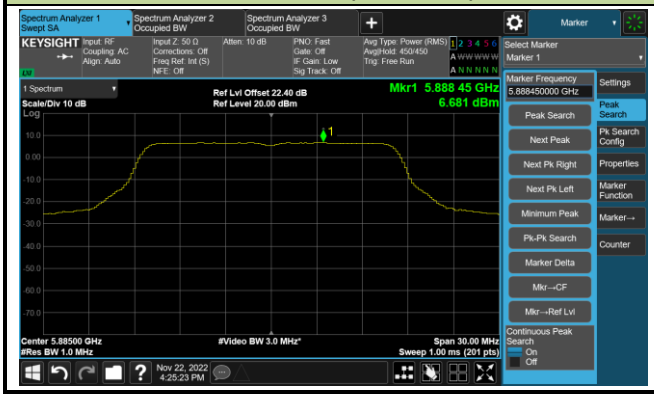	

802.11ac-VHT20 Power Spectral Density - Ant 1	
Channel 169 (5845MHz)	Channel 173 (5865MHz)
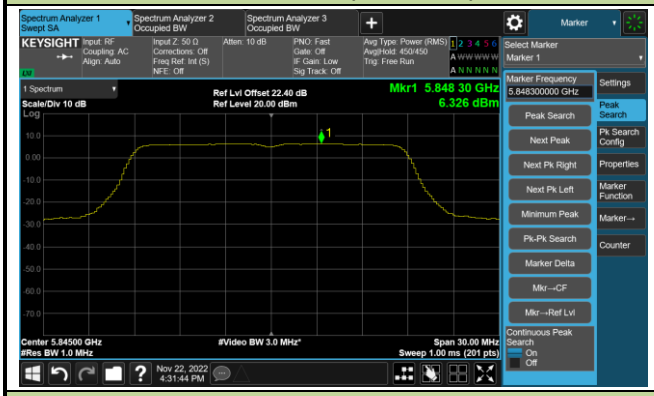	
Channel 177 (5885MHz)	
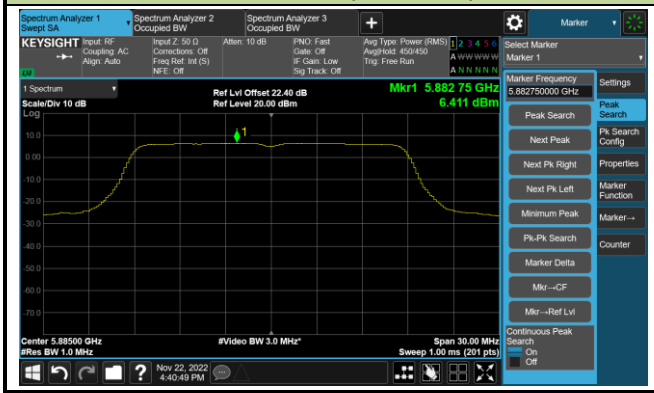	

802.11ac-VHT40 Power Spectral Density - Ant 1	
Channel 167 (5835MHz)	Channel 175 (5875MHz)
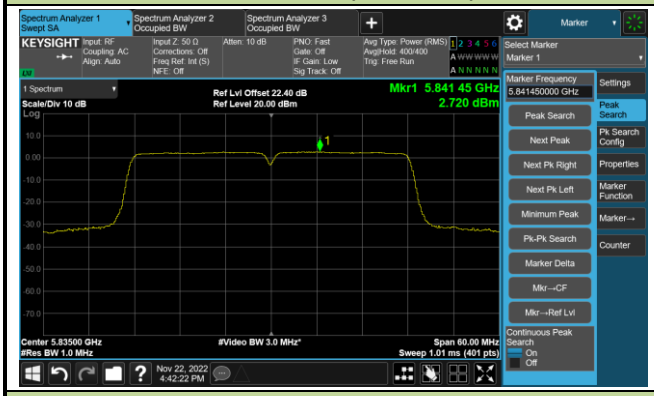	
802.11ac-VHT80 Power Spectral Density - Ant 1	
Channel 171 (5855MHz)	
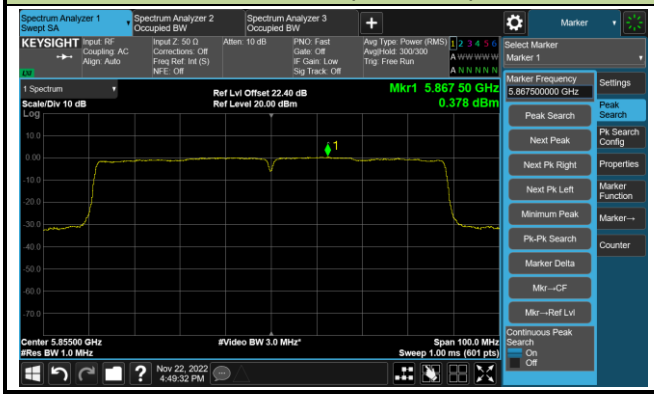	

802.11ax-HE20 Power Spectral Density - Ant 1	
Channel 169 (5845MHz)	Channel 173 (5865MHz)
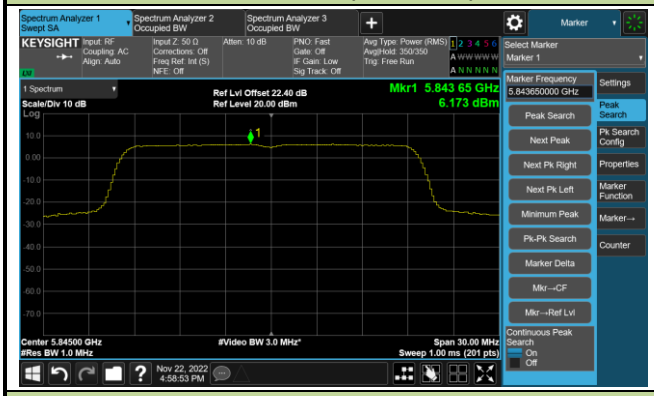	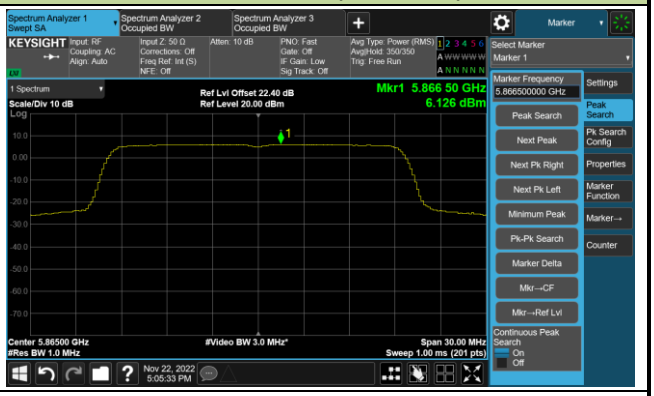
Channel 177 (5885MHz)	
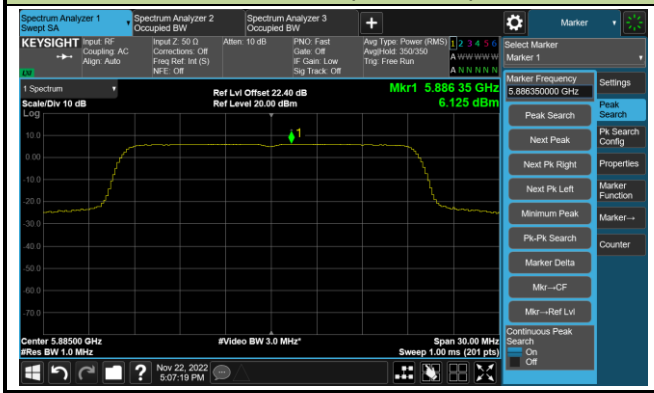	

802.11 ax-HE40 Power Spectral Density - Ant 1	
Channel 167 (5835MHz)	Channel 175 (5875MHz)
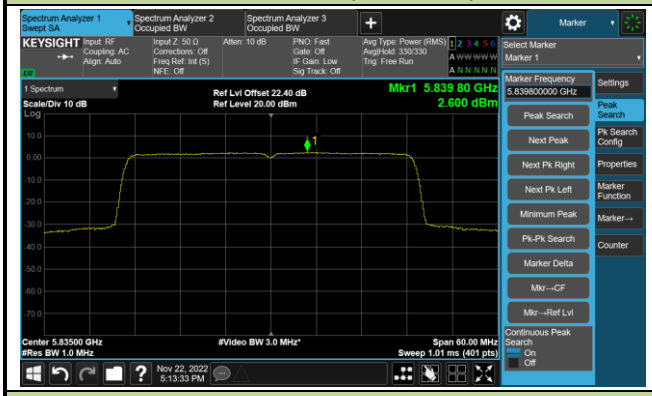	
802.11 ax-HE80 Power Spectral Density - Ant 1	
Channel 171 (5855MHz)	
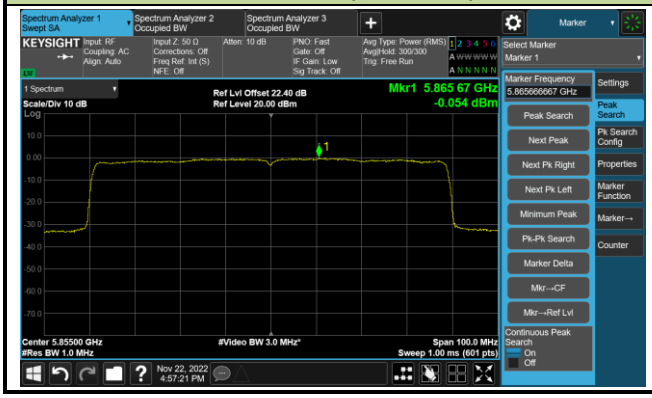	

A.6 Frequency Stability Test Result

Test Site	WZ-TR3	Test Engineer	Lynn Yang
Test Date	2022-11-23		
Test Mode	5865MHz (Carrier Mode)		

Voltage (%)	Power (VAC)	Temp (°C)	Frequency Tolerance (ppm)			
			0 minutes	2 minutes	5 minutes	10 minutes
100	120	- 30	10.31	9.82	9.75	9.65
		- 20	11.61	11.73	11.69	11.67
		- 10	9.92	10.75	10.82	11.01
		0	6.37	7.79	8.30	8.64
		+ 10	2.39	3.94	4.41	4.91
		+ 20	-1.09	0.17	0.38	0.60
		+ 30	-4.48	-4.35	-3.60	-3.58
		+ 40	-8.54	-7.98	-7.70	-7.67
		+ 50	-9.34	-9.78	-10.11	-10.19
115	138	+ 20	0.60	-0.60	0.61	0.22
85	102	+ 20	-1.50	0.60	0.61	0.12

Note: Frequency Tolerance (ppm) = {[Measured Frequency (Hz) - Declared Frequency (Hz)] / Declared Frequency (Hz)} $*10^6$.

A.7 Radiated Spurious Emission Test Result

Test Site	WZ-AC2	Test Engineer	Dick Shen
Test Date	2022-11-23	Test Mode	802.11a – Channel 169
Remark	1. Average measurement was not performed if peak level lower than average limit. 2. Other frequency was 20dB below limit line within 1-18GHz, there is not show in the report.		

Mark	Frequency (MHz)	Reading Level (dBμV)	Factor (dB/m)	Measure Level (dBμV/m)	Limit (dBμV/m)	Margin (dB)	Detector	Polarization
	8199.5	33.3	11.4	44.7	74.0	-29.3	Peak	Horizontal
*	10256.5	33.1	15.1	48.2	108.2	-60.0	Peak	Horizontal
	10826.0	33.1	17.6	50.7	74.0	-23.3	Peak	Horizontal
*	12815.0	30.3	17.7	48.0	108.2	-60.2	Peak	Horizontal
	8140.0	32.7	12.1	44.8	74.0	-29.2	Peak	Vertical
*	9882.5	33.0	14.2	47.2	108.2	-61.0	Peak	Vertical
	11072.5	32.1	17.2	49.3	74.0	-24.7	Peak	Vertical
*	13240.0	31.0	18.5	49.5	108.2	-58.7	Peak	Vertical

Note 1: "*" is not in restricted band.

Note 2: Measure Level (dBμV/m) = Reading Level (dBμV) + Factor (dB/m)

Factor (dB/m) = Cable Loss (dB) + Antenna Factor (dB/m) - Pre_Amplifier Gain (dB)

Test Site	WZ-AC2	Test Engineer	Dick Shen
Test Date	2022-11-23	Test Mode	802.11a – Channel 173
Remark	1. Average measurement was not performed if peak level lower than average limit. 2. Other frequency was 20dB below limit line within 1-18GHz, there is not show in the report.		

Mark	Frequency (MHz)	Reading Level (dBμV)	Factor (dB/m)	Measure Level (dBμV/m)	Limit (dBμV/m)	Margin (dB)	Detector	Polarization
	8199.5	33.0	11.4	44.4	74.0	-29.6	Peak	Horizontal
*	9942.0	32.8	14.6	47.4	108.2	-60.8	Peak	Horizontal
	11183.0	32.1	17.5	49.6	74.0	-24.4	Peak	Horizontal
*	12891.5	29.6	17.7	47.3	108.2	-60.9	Peak	Horizontal
	8471.5	33.1	12.1	45.2	74.0	-28.8	Peak	Vertical
*	9925.0	33.6	14.3	47.9	108.2	-60.3	Peak	Vertical
	11030.0	32.7	17.0	49.7	74.0	-24.3	Peak	Vertical
*	12908.5	30.8	17.8	48.6	108.2	-59.6	Peak	Vertical

Note 1: “*” is not in restricted band.

Note 2: Measure Level (dBμV/m) = Reading Level (dBμV) + Factor (dB/m)

Factor (dB/m) = Cable Loss (dB) + Antenna Factor (dB/m) - Pre_Amplifier Gain (dB)

Test Site	WZ-AC2	Test Engineer	Dick Shen
Test Date	2022-11-23	Test Mode	802.11a – Channel 177
Remark	1. Average measurement was not performed if peak level lower than average limit. 2. Other frequency was 20dB below limit line within 1-18GHz, there is not show in the report.		

Mark	Frequency (MHz)	Reading Level (dBμV)	Factor (dB/m)	Measure Level (dBμV/m)	Limit (dBμV/m)	Margin (dB)	Detector	Polarization
	7417.5	32.3	11.9	44.2	74.0	-29.8	Peak	Horizontal
*	9874.0	33.4	14.3	47.7	108.2	-60.5	Peak	Horizontal
	10979.0	32.1	17.4	49.5	74.0	-24.5	Peak	Horizontal
*	12951.0	30.0	18.1	48.1	108.2	-60.1	Peak	Horizontal
	7417.5	31.9	11.9	43.8	74.0	-30.2	Peak	Vertical
*	9695.5	32.6	13.9	46.5	108.2	-61.7	Peak	Vertical
	10834.5	32.1	17.5	49.6	74.0	-24.4	Peak	Vertical
*	13214.5	30.5	18.5	49.0	108.2	-59.2	Peak	Vertical

Note 1: “*” is not in restricted band.

Note 2: Measure Level (dBμV/m) = Reading Level (dBμV) + Factor (dB/m)

Factor (dB/m) = Cable Loss (dB) + Antenna Factor (dB/m) - Pre_Amplifier Gain (dB)

Test Site	WZ-AC2	Test Engineer	Dick Shen
Test Date	2022-11-23	Test Mode	802.11ac-VHT20 – Channel 169
Remark	1. Average measurement was not performed if peak level lower than average limit. 2. Other frequency was 20dB below limit line within 1-18GHz, there is not show in the report.		

Mark	Frequency (MHz)	Reading Level (dBμV)	Factor (dB/m)	Measure Level (dBμV/m)	Limit (dBμV/m)	Margin (dB)	Detector	Polarization
	8165.5	32.7	11.9	44.6	74.0	-29.4	Peak	Horizontal
*	9916.5	32.6	14.1	46.7	108.2	-61.5	Peak	Horizontal
	11089.5	32.5	16.9	49.4	74.0	-24.6	Peak	Horizontal
*	12951.0	29.4	18.1	47.5	108.2	-60.7	Peak	Horizontal
	8446.0	32.9	12.1	45.0	74.0	-29.0	Peak	Vertical
*	9789.0	33.1	14.2	47.3	108.2	-60.9	Peak	Vertical
	11047.0	32.3	16.9	49.2	74.0	-24.8	Peak	Vertical
*	12866.0	30.9	17.9	48.8	108.2	-59.4	Peak	Vertical

Note 1: "*" is not in restricted band.

Note 2: Measure Level (dBμV/m) = Reading Level (dBμV) + Factor (dB/m)

Factor (dB/m) = Cable Loss (dB) + Antenna Factor (dB/m) - Pre_Amplifier Gain (dB)

Test Site	WZ-AC2	Test Engineer	Dick Shen
Test Date	2022-11-23	Test Mode	802.11ac-VHT20 – Channel 173
Remark	1. Average measurement was not performed if peak level lower than average limit. 2. Other frequency was 20dB below limit line within 1-18GHz, there is not show in the report.		

Mark	Frequency (MHz)	Reading Level (dBμV)	Factor (dB/m)	Measure Level (dBμV/m)	Limit (dBμV/m)	Margin (dB)	Detector	Polarization
	8454.5	33.6	12.1	45.7	74.0	-28.3	Peak	Horizontal
*	9899.5	32.6	14.2	46.8	108.2	-61.4	Peak	Horizontal
	11497.5	30.8	17.5	48.3	74.0	-25.7	Peak	Horizontal
*	13027.5	30.8	18.5	49.3	108.2	-58.9	Peak	Horizontal
	8140.0	32.2	12.1	44.3	74.0	-29.7	Peak	Vertical
*	10307.5	32.9	15.4	48.3	108.2	-59.9	Peak	Vertical
	11208.5	31.1	17.8	48.9	74.0	-25.1	Peak	Vertical
*	13036.0	30.2	18.6	48.8	108.2	-59.4	Peak	Vertical

Note 1: “*” is not in restricted band.

Note 2: Measure Level (dBμV/m) = Reading Level (dBμV) + Factor (dB/m)

Factor (dB/m) = Cable Loss (dB) + Antenna Factor (dB/m) - Pre_Amplifier Gain (dB)

Test Site	WZ-AC2	Test Engineer	Dick Shen
Test Date	2022-11-23	Test Mode	802.11ac-VHT20 – Channel 177
Remark	1. Average measurement was not performed if peak level lower than average limit. 2. Other frequency was 20dB below limit line within 1-18GHz, there is not show in the report.		

Mark	Frequency (MHz)	Reading Level (dBμV)	Factor (dB/m)	Measure Level (dBμV/m)	Limit (dBμV/m)	Margin (dB)	Detector	Polarization
	8131.5	32.4	11.9	44.3	74.0	-29.7	Peak	Horizontal
*	9653.0	32.9	14.0	46.9	108.2	-61.3	Peak	Horizontal
	11259.5	31.8	17.4	49.2	74.0	-24.8	Peak	Horizontal
*	13095.5	28.4	18.2	46.6	108.2	-61.6	Peak	Horizontal
	8165.5	31.8	11.9	43.7	74.0	-30.3	Peak	Vertical
*	10188.5	33.0	14.6	47.6	108.2	-60.6	Peak	Vertical
	11778.0	32.8	17.1	49.9	74.0	-24.1	Peak	Vertical
*	12840.5	29.9	17.7	47.6	108.2	-60.6	Peak	Vertical

Note 1: “*” is not in restricted band.

Note 2: Measure Level (dBμV/m) = Reading Level (dBμV) + Factor (dB/m)

Factor (dB/m) = Cable Loss (dB) + Antenna Factor (dB/m) - Pre_Amplifier Gain (dB)

Test Site	WZ-AC2	Test Engineer	Dick Shen
Test Date	2022-11-23	Test Mode	802.11ac-VHT40 – Channel 167
Remark	1. Average measurement was not performed if peak level lower than average limit. 2. Other frequency was 20dB below limit line within 1-18GHz, there is not show in the report.		

Mark	Frequency (MHz)	Reading Level (dBμV)	Factor (dB/m)	Measure Level (dBμV/m)	Limit (dBμV/m)	Margin (dB)	Detector	Polarization
	8165.5	32.4	11.9	44.3	74.0	-29.7	Peak	Horizontal
*	9806.0	32.6	14.2	46.8	108.2	-61.4	Peak	Horizontal
	11115.0	32.5	17.5	50.0	74.0	-24.0	Peak	Horizontal
*	12976.5	31.1	17.8	48.9	108.2	-59.3	Peak	Horizontal
	8174.0	34.4	11.7	46.1	74.0	-27.9	Peak	Vertical
*	9704.0	33.7	13.8	47.5	108.2	-60.7	Peak	Vertical
	11115.0	31.1	17.5	48.6	74.0	-25.4	Peak	Vertical
*	13172.0	30.8	18.3	49.1	108.2	-59.1	Peak	Vertical

Note 1: "*" is not in restricted band.

Note 2: Measure Level (dBμV/m) = Reading Level (dBμV) + Factor (dB/m)

Factor (dB/m) = Cable Loss (dB) + Antenna Factor (dB/m) - Pre_Amplifier Gain (dB)

Test Site	WZ-AC2	Test Engineer	Dick Shen
Test Date	2022-11-23	Test Mode	802.11ac-VHT40 – Channel 175
Remark	1. Average measurement was not performed if peak level lower than average limit. 2. Other frequency was 20dB below limit line within 1-18GHz, there is not show in the report.		

Mark	Frequency (MHz)	Reading Level (dBμV)	Factor (dB/m)	Measure Level (dBμV/m)	Limit (dBμV/m)	Margin (dB)	Detector	Polarization
	8437.5	32.6	12.0	44.6	74.0	-29.4	Peak	Horizontal
*	9882.5	32.5	14.2	46.7	108.2	-61.5	Peak	Horizontal
	10783.5	32.0	17.0	49.0	74.0	-25.0	Peak	Horizontal
*	13010.5	29.5	18.2	47.7	108.2	-60.5	Peak	Horizontal
	8063.5	33.7	12.1	45.8	74.0	-28.2	Peak	Vertical
*	9772.0	32.0	14.2	46.2	108.2	-62.0	Peak	Vertical
	11055.5	32.6	17.1	49.7	74.0	-24.3	Peak	Vertical
*	13231.5	30.3	18.5	48.8	108.2	-59.4	Peak	Vertical

Note 1: “*” is not in restricted band.

Note 2: Measure Level (dBμV/m) = Reading Level (dBμV) + Factor (dB/m)

Factor (dB/m) = Cable Loss (dB) + Antenna Factor (dB/m) - Pre_Amplifier Gain (dB)

Test Site	WZ-AC2	Test Engineer	Dick Shen
Test Date	2022-11-23	Test Mode	802.11ac-VHT80 – Channel 171
Remark	1. Average measurement was not performed if peak level lower than average limit. 2. Other frequency was 20dB below limit line within 1-18GHz, there is not show in the report.		

Mark	Frequency (MHz)	Reading Level (dBμV)	Factor (dB/m)	Measure Level (dBμV/m)	Limit (dBμV/m)	Margin (dB)	Detector	Polarization
	7409.0	31.3	11.7	43.0	74.0	-31.0	Peak	Horizontal
*	9865.5	32.8	14.3	47.1	108.2	-61.1	Peak	Horizontal
	11064.0	31.6	17.3	48.9	74.0	-25.1	Peak	Horizontal
*	13010.5	28.6	18.2	46.8	108.2	-61.4	Peak	Horizontal
	8301.5	32.5	11.3	43.8	74.0	-30.2	Peak	Vertical
*	9789.0	34.3	14.2	48.5	108.2	-59.7	Peak	Vertical
	11140.5	32.1	17.2	49.3	74.0	-24.7	Peak	Vertical
*	13138.0	30.9	18.6	49.5	108.2	-58.7	Peak	Vertical

Note 1: “*” is not in restricted band.

Note 2: Measure Level (dBμV/m) = Reading Level (dBμV) + Factor (dB/m)

Factor (dB/m) = Cable Loss (dB) + Antenna Factor (dB/m) - Pre_Amplifier Gain (dB)

Test Site	WZ-AC2	Test Engineer	Dick Shen
Test Date	2022-11-23	Test Mode	802.11ax-HE20 – Channel 169
Remark	1. Average measurement was not performed if peak level lower than average limit. 2. Other frequency was 20dB below limit line within 1-18GHz, there is not show in the report.		

Mark	Frequency (MHz)	Reading Level (dBμV)	Factor (dB/m)	Measure Level (dBμV/m)	Limit (dBμV/m)	Margin (dB)	Detector	Polarization
	8199.5	32.0	11.4	43.4	74.0	-30.6	Peak	Horizontal
*	9789.0	33.7	14.2	47.9	108.2	-60.3	Peak	Horizontal
	11200.0	31.3	17.9	49.2	74.0	-24.8	Peak	Horizontal
*	12976.5	29.9	17.8	47.7	108.2	-60.5	Peak	Horizontal
	8369.5	32.2	11.5	43.7	74.0	-30.3	Peak	Vertical
*	9891.0	33.2	14.2	47.4	108.2	-60.8	Peak	Vertical
	11506.0	31.7	17.7	49.4	74.0	-24.6	Peak	Vertical
*	12874.5	30.4	17.8	48.2	108.2	-60.0	Peak	Vertical

Note 1: "*" is not in restricted band.

Note 2: Measure Level (dBμV/m) = Reading Level (dBμV) + Factor (dB/m)

Factor (dB/m) = Cable Loss (dB) + Antenna Factor (dB/m) - Pre_Amplifier Gain (dB)

Test Site	WZ-AC2	Test Engineer	Dick Shen
Test Date	2022-11-23	Test Mode	802.11ax-HE20 – Channel 173
Remark	1. Average measurement was not performed if peak level lower than average limit. 2. Other frequency was 20dB below limit line within 1-18GHz, there is not show in the report.		

Mark	Frequency (MHz)	Reading Level (dBμV)	Factor (dB/m)	Measure Level (dBμV/m)	Limit (dBμV/m)	Margin (dB)	Detector	Polarization
	8123.0	33.5	11.7	45.2	74.0	-28.8	Peak	Horizontal
*	9882.5	32.8	14.2	47.0	108.2	-61.2	Peak	Horizontal
	11115.0	31.7	17.5	49.2	74.0	-24.8	Peak	Horizontal
*	12764.0	30.0	17.6	47.6	108.2	-60.6	Peak	Horizontal
	8106.0	32.4	12.0	44.4	74.0	-29.6	Peak	Vertical
*	9814.5	33.0	14.2	47.2	108.2	-61.0	Peak	Vertical
*	10401.0	32.2	16.1	48.3	108.2	-59.9	Peak	Vertical
	11727.0	34.4	17.5	51.9	74.0	-22.1	Peak	Vertical

Note 1: "*" is not in restricted band.

Note 2: Measure Level (dBμV/m) = Reading Level (dBμV) + Factor (dB/m)

Factor (dB/m) = Cable Loss (dB) + Antenna Factor (dB/m) - Pre_Amplifier Gain (dB)

Test Site	WZ-AC2	Test Engineer	Dick Shen
Test Date	2022-11-23	Test Mode	802.11ax-HE20 – Channel 177
Remark	1. Average measurement was not performed if peak level lower than average limit. 2. Other frequency was 20dB below limit line within 1-18GHz, there is not show in the report.		

Mark	Frequency (MHz)	Reading Level (dBμV)	Factor (dB/m)	Measure Level (dBμV/m)	Limit (dBμV/m)	Margin (dB)	Detector	Polarization
	8454.5	32.4	12.1	44.5	74.0	-29.5	Peak	Horizontal
*	9865.5	33.3	14.3	47.6	108.2	-60.6	Peak	Horizontal
	11429.5	31.5	17.7	49.2	74.0	-24.8	Peak	Horizontal
*	12942.5	30.4	18.0	48.4	108.2	-59.8	Peak	Horizontal
	8429.0	32.5	11.9	44.4	74.0	-29.6	Peak	Vertical
*	9882.5	34.0	14.2	48.2	108.2	-60.0	Peak	Vertical
	11115.0	31.9	17.5	49.4	74.0	-24.6	Peak	Vertical
*	12959.5	29.1	18.1	47.2	108.2	-61.0	Peak	Vertical

Note 1: “*” is not in restricted band.

Note 2: Measure Level (dBμV/m) = Reading Level (dBμV) + Factor (dB/m)

Factor (dB/m) = Cable Loss (dB) + Antenna Factor (dB/m) - Pre_Amplifier Gain (dB)

Test Site	WZ-AC2	Test Engineer	Dick Shen
Test Date	2022-11-23	Test Mode	802.11ax-HE40 – Channel 167
Remark	1. Average measurement was not performed if peak level lower than average limit. 2. Other frequency was 20dB below limit line within 1-18GHz, there is not show in the report.		

Mark	Frequency (MHz)	Reading Level (dBμV)	Factor (dB/m)	Measure Level (dBμV/m)	Limit (dBμV/m)	Margin (dB)	Detector	Polarization
	8148.5	32.6	12.1	44.7	74.0	-29.3	Peak	Horizontal
*	9576.5	34.2	14.0	48.2	108.2	-60.0	Peak	Horizontal
	11013.0	32.5	16.9	49.4	74.0	-24.6	Peak	Horizontal
*	13129.5	29.1	18.8	47.9	108.2	-60.3	Peak	Horizontal
	8454.5	32.1	12.1	44.2	74.0	-29.8	Peak	Vertical
*	10299.0	33.8	15.4	49.2	108.2	-59.0	Peak	Vertical
	11208.5	31.4	17.8	49.2	74.0	-24.8	Peak	Vertical
*	12840.5	29.4	17.7	47.1	108.2	-61.1	Peak	Vertical

Note 1: “*” is not in restricted band.

Note 2: Measure Level (dBμV/m) = Reading Level (dBμV) + Factor (dB/m)

Factor (dB/m) = Cable Loss (dB) + Antenna Factor (dB/m) - Pre_Amplifier Gain (dB)

Test Site	WZ-AC2	Test Engineer	Dick Shen
Test Date	2022-11-23	Test Mode	802.11ax-HE40 – Channel 175
Remark	1. Average measurement was not performed if peak level lower than average limit. 2. Other frequency was 20dB below limit line within 1-18GHz, there is not show in the report.		

Mark	Frequency (MHz)	Reading Level (dBμV)	Factor (dB/m)	Measure Level (dBμV/m)	Limit (dBμV/m)	Margin (dB)	Detector	Polarization
	8225.0	32.4	11.6	44.0	74.0	-30.0	Peak	Horizontal
*	8718.0	32.7	13.1	45.8	108.2	-62.4	Peak	Horizontal
*	9899.5	33.1	14.2	47.3	108.2	-60.9	Peak	Horizontal
	11004.5	32.1	17.1	49.2	74.0	-24.8	Peak	Horizontal
	8148.5	32.5	12.1	44.6	74.0	-29.4	Peak	Vertical
*	9806.0	33.1	14.2	47.3	108.2	-60.9	Peak	Vertical
	11072.5	32.2	17.2	49.4	74.0	-24.6	Peak	Vertical
*	12942.5	29.6	18.0	47.6	108.2	-60.6	Peak	Vertical

Note 1: “*” is not in restricted band.

Note 2: Measure Level (dBμV/m) = Reading Level (dBμV) + Factor (dB/m)

Factor (dB/m) = Cable Loss (dB) + Antenna Factor (dB/m) - Pre_Amplifier Gain (dB)

Test Site	WZ-AC2	Test Engineer	Dick Shen
Test Date	2022-11-23	Test Mode	802.11ax-HE80 – Channel 171
Remark	1. Average measurement was not performed if peak level lower than average limit. 2. Other frequency was 20dB below limit line within 1-18GHz, there is not show in the report.		

Mark	Frequency (MHz)	Reading Level (dBμV)	Factor (dB/m)	Measure Level (dBμV/m)	Limit (dBμV/m)	Margin (dB)	Detector	Polarization
	8446.0	32.3	12.1	44.4	74.0	-29.6	Peak	Horizontal
*	10231.0	33.3	15.0	48.3	108.2	-59.9	Peak	Horizontal
	11115.0	32.2	17.5	49.7	74.0	-24.3	Peak	Horizontal
*	12789.5	30.7	17.4	48.1	108.2	-60.1	Peak	Horizontal
	8420.5	33.0	11.8	44.8	74.0	-29.2	Peak	Vertical
*	9993.0	33.1	14.5	47.6	108.2	-60.6	Peak	Vertical
	11081.0	32.2	17.0	49.2	74.0	-24.8	Peak	Vertical
*	13699.0	30.2	19.5	49.7	108.2	-58.5	Peak	Vertical

Note 1: "*" is not in restricted band.

Note 2: Measure Level (dBμV/m) = Reading Level (dBμV) + Factor (dB/m)

Factor (dB/m) = Cable Loss (dB) + Antenna Factor (dB/m) - Pre_Amplifier Gain (dB)

The Result of Radiated Emission 9kHz ~ 30MHz:

Site: WZ-AC1	Test Date: 2022-12-12
Limit: FCC_Part15.209_RSE(3m)	Engineer: Charles Zhang
Probe: FMZB1519_0.009-30MHz	Polarity: Coaxial
EUT: ACCESS POINT	Power: AC 120V/60Hz
Test Mode: Transmit by 802.11ax-HE20 at Channel 5865MHz	

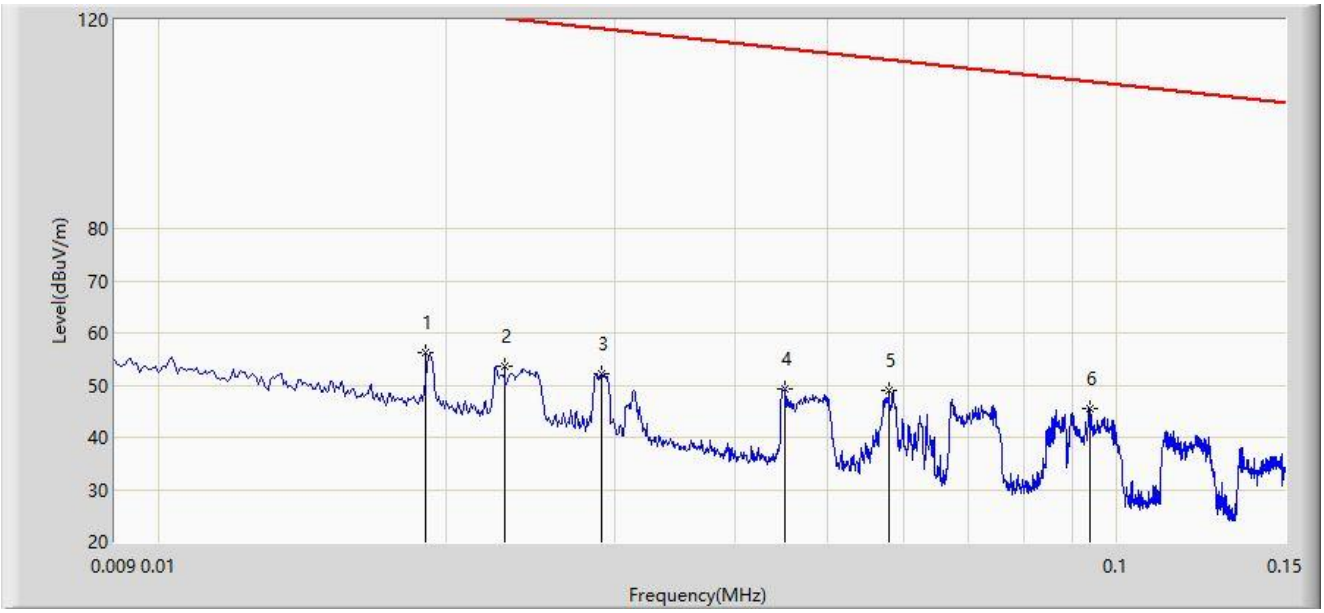

No	Mark	Frequency (MHz)	Measure Level (dBμV/m)	Reading Level (dBμV)	Margin (dB)	Limit (dBμV/m)	Factor (dB/m)	Type
1		0.019	56.268	36.165	-65.745	122.013	20.103	PK
2		0.023	53.554	33.923	-66.801	120.355	19.631	PK
3		0.029	52.205	33.282	-66.138	118.342	18.923	PK
4		0.045	49.162	31.479	-65.366	114.528	17.683	PK
5		0.058	49.108	31.555	-63.217	112.325	17.553	PK
6	*	0.094	45.472	28.077	-62.662	108.133	17.395	PK

Note 1: " * ", means this data is the worst emission level.

Note 2: Measure Level (dBμV/m) = Reading Level (dBμV) + Factor (dB/m).

Note 3: Factor (dB/m) = Cable Loss (dB) + Antenna Factor (dB/m).

Note 4: Quasi-Peak measurement was not performed when peak measure level was lower than the quasi-peak limit.

Site: WZ-AC1	Test Date: 2022-12-12
Limit: FCC_Part15.209_RSE(3m)	Engineer: Charles Zhang
Probe: FMZB1519_0.009-30MHz	Polarity: Coaxial
EUT: ACCESS POINT	Power: AC 120V/60Hz
Test Mode: Transmit by 802.11ax-HE20 at Channel 5865MHz	

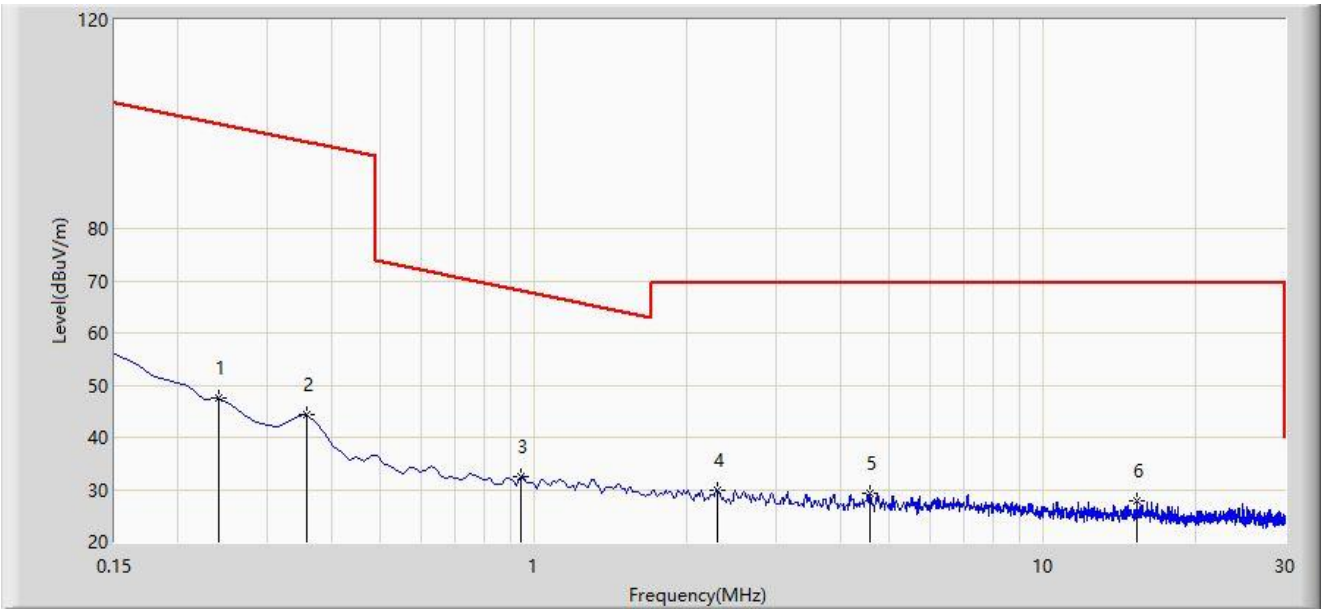

No	Mark	Frequency (MHz)	Measure Level (dBμV/m)	Reading Level (dBμV)	Margin (dB)	Limit (dBμV/m)	Factor (dB/m)	Type
1		0.240	47.501	30.117	-52.495	99.996	17.384	PK
2		0.359	44.261	26.804	-52.239	96.501	17.457	PK
3	*	0.941	32.595	14.910	-35.553	68.148	17.685	PK
4		2.299	29.790	12.187	-39.710	69.500	17.603	PK
5		4.568	29.390	11.702	-40.110	69.500	17.688	PK
6		15.344	27.827	10.727	-41.673	69.500	17.100	PK

Note 1: " * ", means this data is the worst emission level.

Note 2: Measure Level (dBμV/m) = Reading Level (dBμV) + Factor (dB/m).

Note 3: Factor (dB/m) = Cable Loss (dB) + Antenna Factor (dB/m).

Note 4: Quasi-Peak measurement was not performed when peak measure level was lower than the quasi-peak limit.

Site: WZ-AC1	Test Date: 2022-12-12
Limit: FCC_Part15.209_RSE(3m)	Engineer: Charles Zhang
Probe: FMZB1519_0.009-30MHz	Polarity: Coplanar
EUT: ACCESS POINT	Power: AC 120V/60Hz
Test Mode: Transmit by 802.11ax-HE20 at Channel 5865MHz	

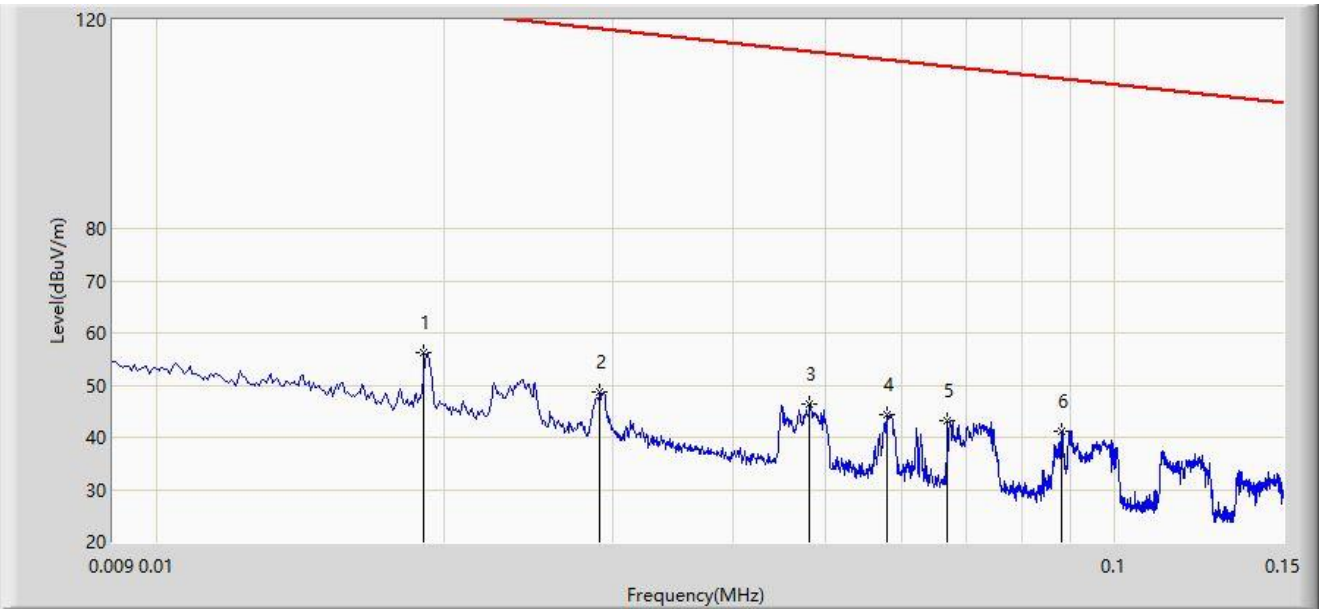

No	Mark	Frequency (MHz)	Measure Level (dBμV/m)	Reading Level (dBμV)	Margin (dB)	Limit (dBμV/m)	Factor (dB/m)	Type
1	*	0.019	56.372	36.269	-65.641	122.013	20.103	PK
2		0.029	48.765	29.842	-69.578	118.342	18.923	PK
3		0.048	46.329	28.676	-67.639	113.968	17.653	PK
4		0.058	44.488	26.935	-67.837	112.325	17.553	PK
5		0.067	43.233	25.770	-67.840	111.073	17.463	PK
6		0.088	41.149	23.743	-67.557	108.706	17.406	PK

Note 1: " * ", means this data is the worst emission level.

Note 2: Measure Level (dBμV/m) = Reading Level (dBμV) + Factor (dB/m).

Note 3: Factor (dB/m) = Cable Loss (dB) + Antenna Factor (dB/m).

Note 4: Quasi-Peak measurement was not performed when peak measure level was lower than the quasi-peak limit.

Site: WZ-AC1	Test Date: 2022-12-12
Limit: FCC_Part15.209_RSE(3m)	Engineer: Charles Zhang
Probe: FMZB1519_0.009-30MHz	Polarity: Coplanar
EUT: ACCESS POINT	Power: AC 120V/60Hz
Test Mode: Transmit by 802.11ax-HE20 at Channel 5865MHz	

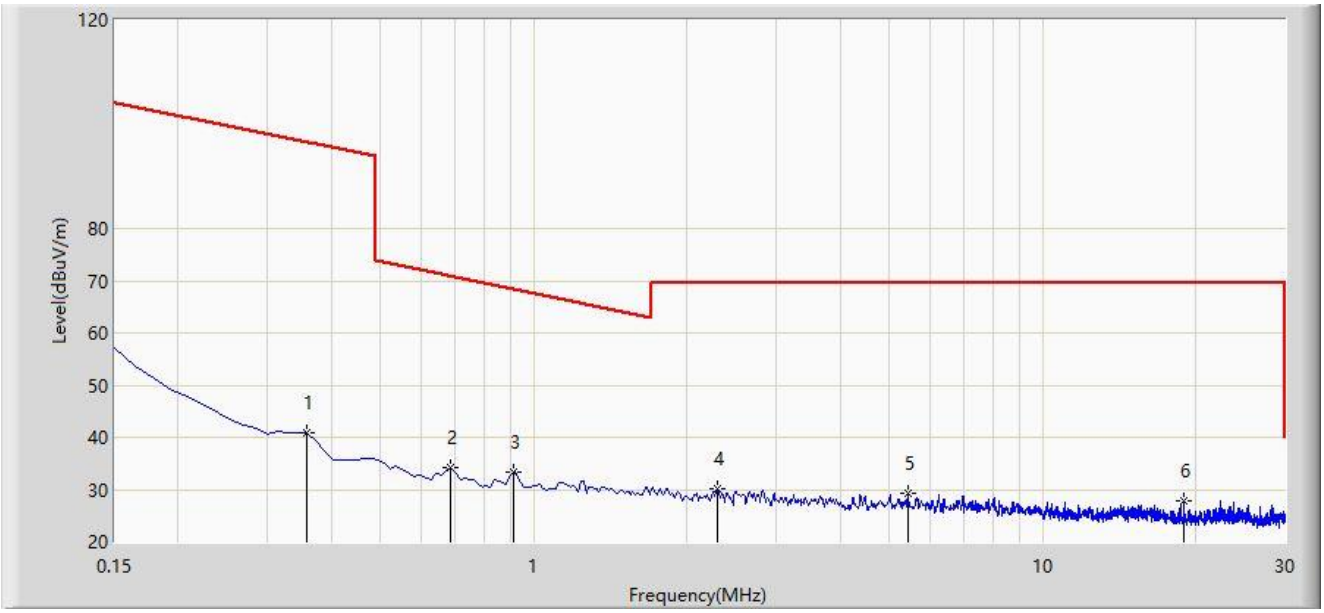

No	Mark	Frequency (MHz)	Measure Level (dBμV/m)	Reading Level (dBμV)	Margin (dB)	Limit (dBμV/m)	Factor (dB/m)	Type
1		0.359	41.007	23.550	-55.493	96.501	17.457	PK
2		0.687	34.166	16.504	-36.707	70.873	17.661	PK
3	*	0.911	33.475	15.788	-34.954	68.429	17.687	PK
4		2.299	30.145	12.542	-39.355	69.500	17.603	PK
5		5.433	29.332	11.729	-40.168	69.500	17.603	PK
6		18.970	27.694	10.539	-41.806	69.500	17.155	PK

Note 1: " * ", means this data is the worst emission level.

Note 2: Measure Level (dBμV/m) = Reading Level (dBμV) + Factor (dB/m).

Note 3: Factor (dB/m) = Cable Loss (dB) + Antenna Factor (dB/m).

Note 4: Quasi-Peak measurement was not performed when peak measure level was lower than the quasi-peak limit.

The Result of Radiated Emission 30MHz ~ 1GHz:

Site: WZ-AC1	Test Date: 2022-11-25
Limit: FCC_Part15.209_RSE(3m)	Engineer: Charles Zhang
Probe: VULB 9168_25-2000MHz	Polarity: Horizontal
EUT: ACCESS POINT	Power: AC 120V/60Hz
Test Mode: Transmit by 802.11ax-HE20 at Channel 5865MHz	

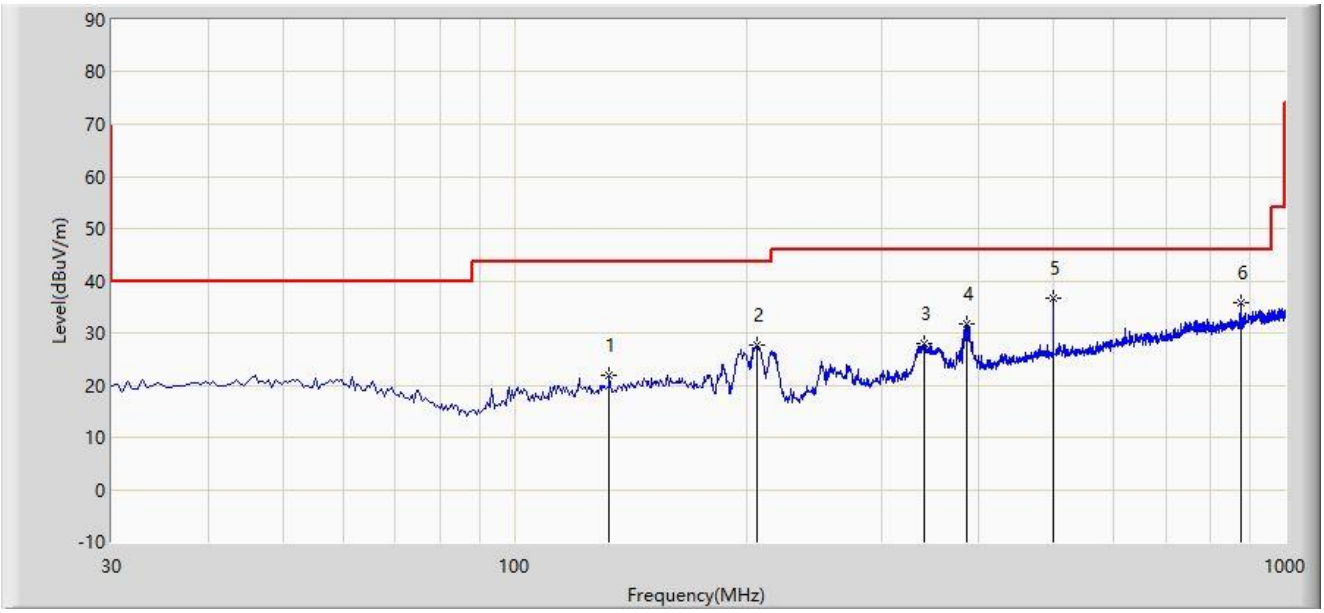

No	Mark	Frequency (MHz)	Measure Level (dBμV/m)	Reading Level (dBμV)	Margin (dB)	Limit (dBμV/m)	Factor (dB/m)	Type
1		132.820	21.887	4.946	-21.613	43.500	16.941	PK
2		206.540	27.635	13.010	-15.865	43.500	14.625	PK
3		340.400	27.851	8.350	-18.149	46.000	19.501	PK
4		385.505	31.638	11.159	-14.362	46.000	20.479	PK
5	*	499.965	36.585	13.456	-9.415	46.000	23.129	PK
6		874.870	35.749	6.717	-10.251	46.000	29.032	PK

Note 1: " * ", means this data is the worst emission level.

Note 2: Measure Level (dBμV/m) = Reading Level (dBμV) + Factor (dB/m).

Note 3: Factor (dB/m) = Cable Loss (dB) + Antenna Factor (dB/m).

Note 4: Quasi-Peak measurement was not performed when peak measure level was lower than the quasi-peak limit.

Site: WZ-AC1	Test Date: 2022-11-25
Limit: FCC_Part15.209_RSE(3m)	Engineer: Charles Zhang
Probe: VULB 9168_25-2000MHz	Polarity: Vertical
EUT: ACCESS POINT	Power: AC 120V/60Hz
Test Mode: Transmit by 802.11ax-HE20 at Channel 5865MHz	

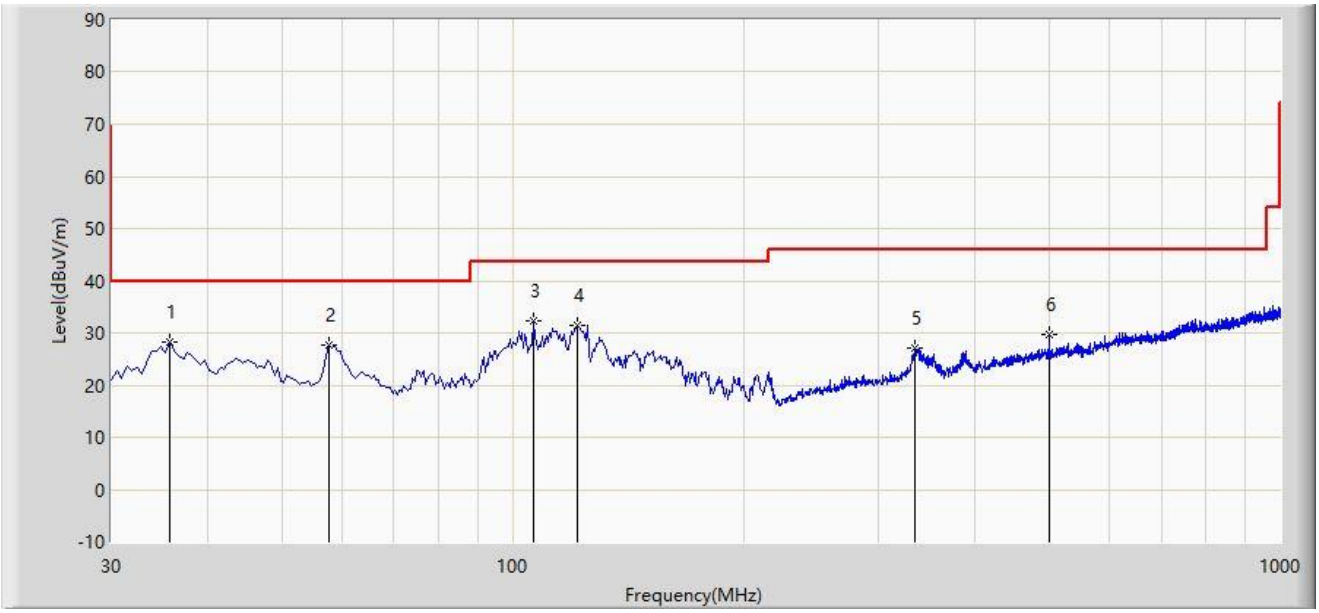

No	Mark	Frequency (MHz)	Measure Level (dBμV/m)	Reading Level (dBμV)	Margin (dB)	Limit (dBμV/m)	Factor (dB/m)	Type
1		35.820	28.146	10.346	-11.854	40.000	17.800	PK
2		57.645	27.768	10.098	-12.232	40.000	17.670	PK
3	*	106.630	32.257	17.981	-11.243	43.500	14.276	PK
4		121.180	31.400	15.509	-12.100	43.500	15.891	PK
5		334.095	27.068	7.610	-18.932	46.000	19.458	PK
6		499.965	29.608	6.479	-16.392	46.000	23.129	PK

Note 1: " * ", means this data is the worst emission level.

Note 2: Measure Level (dBμV/m) = Reading Level (dBμV) + Factor (dB/m).

Note 3: Factor (dB/m) = Cable Loss (dB) + Antenna Factor (dB/m).

Note 4: Quasi-Peak measurement was not performed when peak measure level was lower than the quasi-peak limit.

The Result of Radiated Emission 1GHz ~ 18GHz:

Site: WZ-AC2	Test Date: 2022-11-23
Limit: FCC_5.9G_RE(3m)	Engineer: Dick Shen
Probe: BBHA9120D_1457_1-18GHz	Polarity: Horizontal
EUT: ACCESS POINT	Power: AC 120V/60Hz
Note: Transmit by 802.11ax-HE20 at 5865MHz	

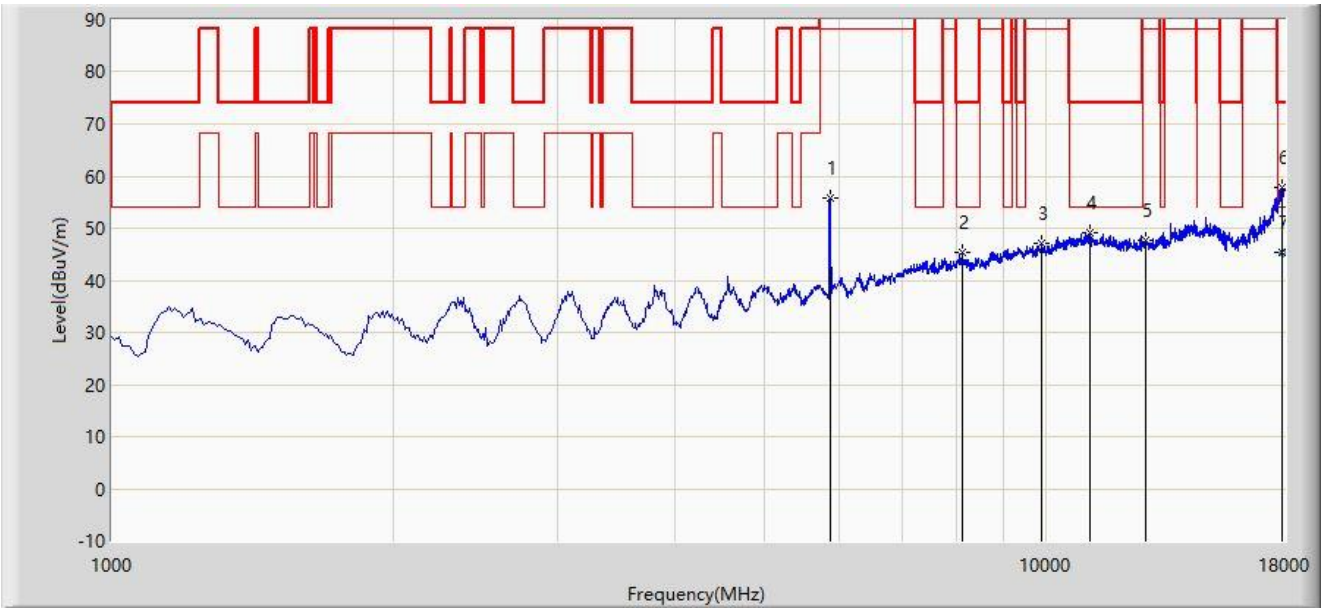

No	Mark	Frequency (MHz)	Measure Level (dBµV/m)	Reading Level (dBµV)	Margin (dB)	Limit (dBµV/m)	Factor (dB/m)	Type
1		5870.500	55.679	49.780	-52.521	108.200	5.899	PK
2		8123.000	45.229	33.549	-28.771	74.000	11.680	PK
3		9882.500	47.068	32.821	-61.132	108.200	14.247	PK
4		11115.000	49.207	31.728	-24.793	74.000	17.479	PK
5		12764.000	47.637	30.039	-60.563	108.200	17.598	PK
6		17898.000	57.901	29.816	-16.099	74.000	28.085	PK
7	*	17898.000	45.343	17.258	-8.657	54.000	28.085	AV

Note 1: " * ", means this data is the worst emission level.

Note 2: Measure Level (dBµV/m) = Reading Level (dBµV) + Factor (dB/m).

Note 3: Factor (dB/m) = Cable Loss (dB) + Antenna Factor (dB/m) - Pre_Amplifier Gain (dB).

Note 4: Average measurement was not performed when peak measure level was lower than the average limit.

Note 5: Point(1) is the fundamental frequency.

Site: WZ-AC2	Test Date: 2022-11-23
Limit: FCC_5.9G_RE(3m)	Engineer: Dick Shen
Probe: BBHA9120D_1457_1-18GHz	Polarity: Vertical
EUT: ACCESS POINT	Power: AC 120V/60Hz
Note: Transmit by 802.11ax-HE20 at 5865MHz	

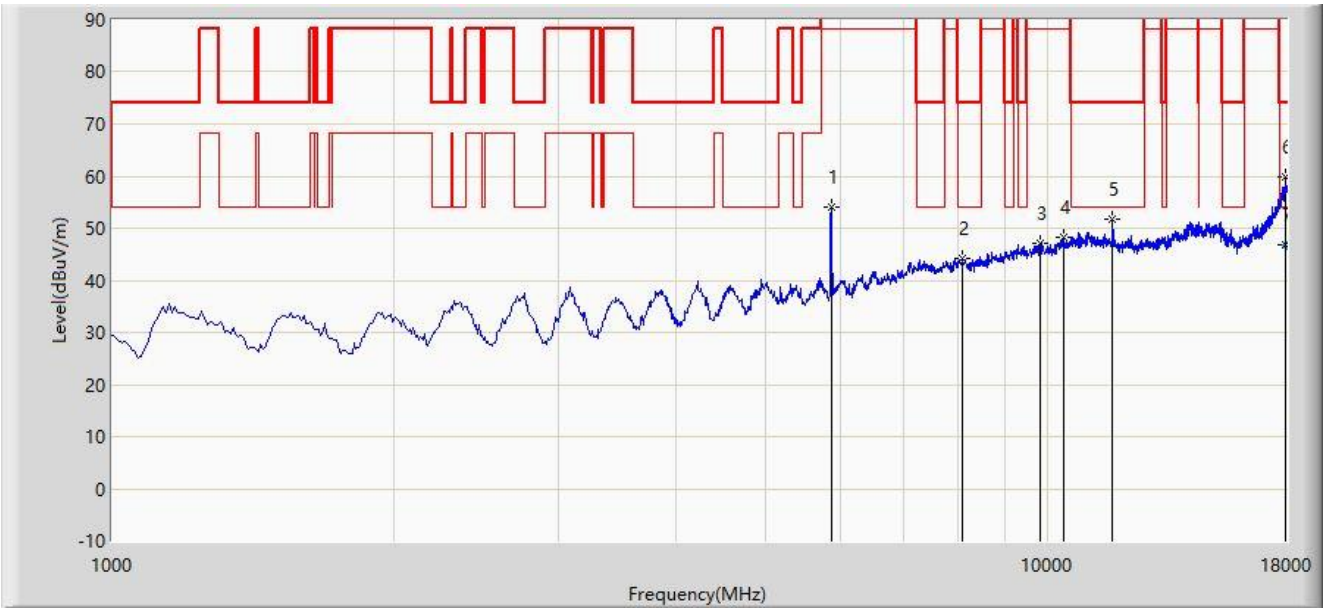

No	Mark	Frequency (MHz)	Measure Level (dBµV/m)	Reading Level (dBµV)	Margin (dB)	Limit (dBµV/m)	Factor (dB/m)	Type
1		5870.500	54.040	48.141	-54.160	108.200	5.899	PK
2		8106.000	44.328	32.369	-29.672	74.000	11.959	PK
3		9814.500	47.220	33.038	-60.980	108.200	14.181	PK
4		10401.000	48.220	32.170	-59.980	108.200	16.050	PK
5		11727.000	51.872	34.375	-22.128	74.000	17.497	PK
6		17923.500	59.953	32.060	-14.047	74.000	27.893	PK
7	*	17923.500	46.947	19.054	-7.053	54.000	27.893	AV

Note 1: " * ", means this data is the worst emission level.

Note 2: Measure Level (dBµV/m) = Reading Level (dBµV) + Factor (dB/m).

Note 3: Factor (dB/m) = Cable Loss (dB) + Antenna Factor (dB/m) - Pre_Amplifier Gain (dB).

Note 4: Average measurement was not performed when peak measure level was lower than the average limit.

Note 5: Point(1) is the fundamental frequency.

The Result of Radiated Spurious Emission above 18GHz:

Site: WZ-AC2	Test Date: 2022-11-25
Limit: FCC_5.9G_RE(3m)	Engineer: Dick Shen
Probe: BBHA9170_993_18-40GHz-06024	Polarity: Horizontal
EUT: ACCESS POINT	Power: AC 120V/60Hz
Test Mode: Transmit by 802.11ax-HE20 at Channel 5865MHz	

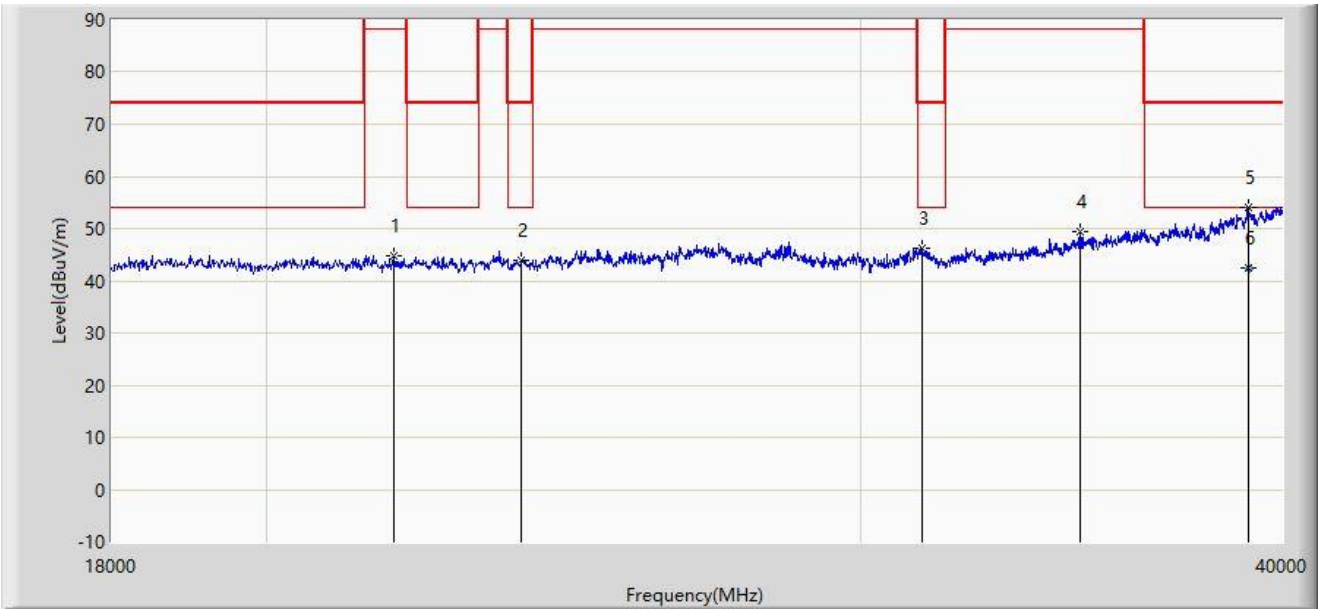

No	Mark	Frequency (MHz)	Measure Level (dBµV/m)	Reading Level (dBµV)	Margin (dB)	Limit (dBµV/m)	Factor (dB/m)	Type
1		21817.000	44.894	53.830	-63.306	108.200	-8.936	PK
2		23808.000	43.956	51.291	-30.044	74.000	-7.335	PK
3		31288.000	46.273	52.505	-27.727	74.000	-6.232	PK
4		34841.000	49.427	55.736	-58.773	108.200	-6.310	PK
5		39098.000	54.076	55.377	-19.924	74.000	-1.301	PK
6	*	39098.000	42.381	43.682	-11.619	54.000	-1.301	AV

Note 1: " * ", means this data is the worst emission level.

Note 2: Measure Level (dBµV/m) = Reading Level (dBµV) + Factor (dB/m).

Note 3: Factor (dB/m) = Cable Loss (dB) + Antenna Factor (dB/m) - Pre_Amplifier Gain (dB).

Note 4: Average measurement was not performed when peak measure level was lower than the average limit.

Site: WZ-AC2	Test Date: 2022-11-25
Limit: FCC_5.9G_RE(3m)	Engineer: Dick Shen
Probe: BBHA9170_993_18-40GHz-06024	Polarity: Vertical
EUT: ACCESS POINT	Power: AC 120V/60Hz
Test Mode: Transmit by 802.11ax-HE20 at Channel 5865MHz	

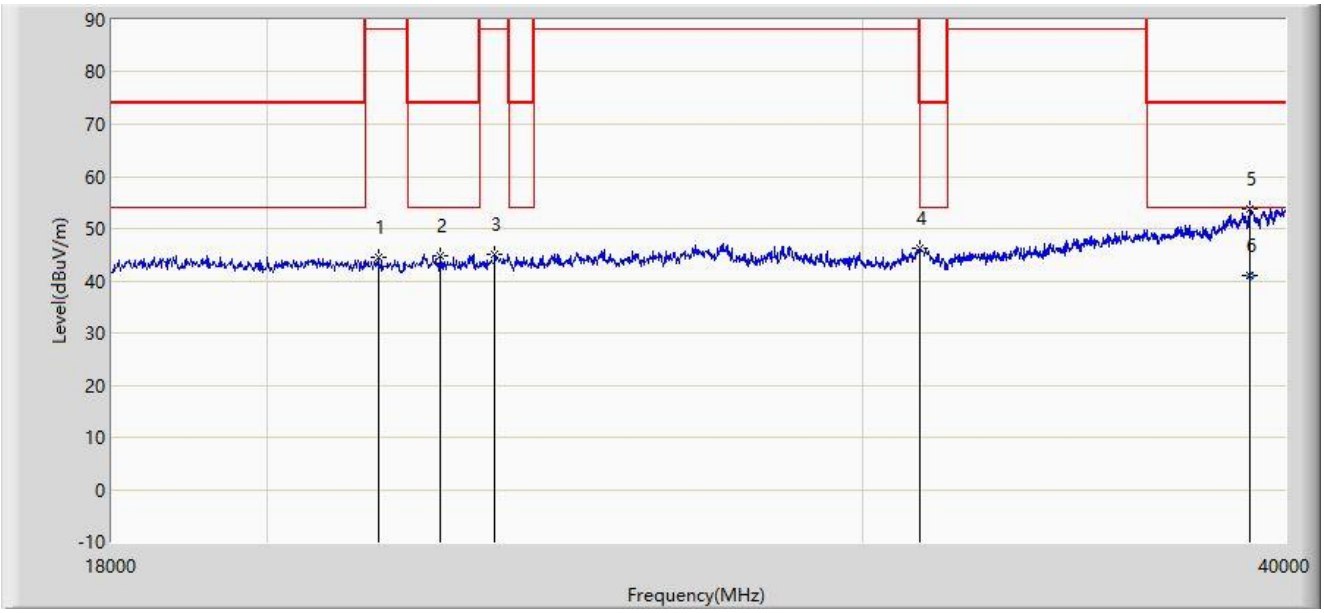

No	Mark	Frequency (MHz)	Measure Level (dBµV/m)	Reading Level (dBµV)	Margin (dB)	Limit (dBµV/m)	Factor (dB/m)	Type
1		21575.000	44.481	53.472	-63.719	108.200	-8.991	PK
2		22499.000	44.844	53.406	-29.156	74.000	-8.563	PK
3		23357.000	44.974	52.565	-63.226	108.200	-7.591	PK
4		31211.000	46.271	52.524	-27.729	74.000	-6.253	PK
5		39065.000	53.847	54.913	-20.153	74.000	-1.066	PK
6	*	39065.000	40.952	42.018	-13.048	54.000	-1.066	AV

Note 1: " * ", means this data is the worst emission level.

Note 2: Measure Level (dBµV/m) = Reading Level (dBµV) + Factor (dB/m).

Note 3: Factor (dB/m) = Cable Loss (dB) + Antenna Factor (dB/m) - Pre_Amplifier Gain (dB).

Note 4: Average measurement was not performed when peak measure level was lower than the average limit.

Co-location Spurious Emission Test Data

Site: WZ-AC2	Test Date: 2022-11-25
Limit: FCC_Part15.209_RE(3m)	Engineer: Dick Shen
Probe: BBHA9120D_1457_1-18GHz	Polarity: Horizontal
EUT: ACCESS POINT	Power: AC 120V/60Hz
Test Mode: Transmit by 802.11a at 5845MHz + 802.11b at 2412MHz	

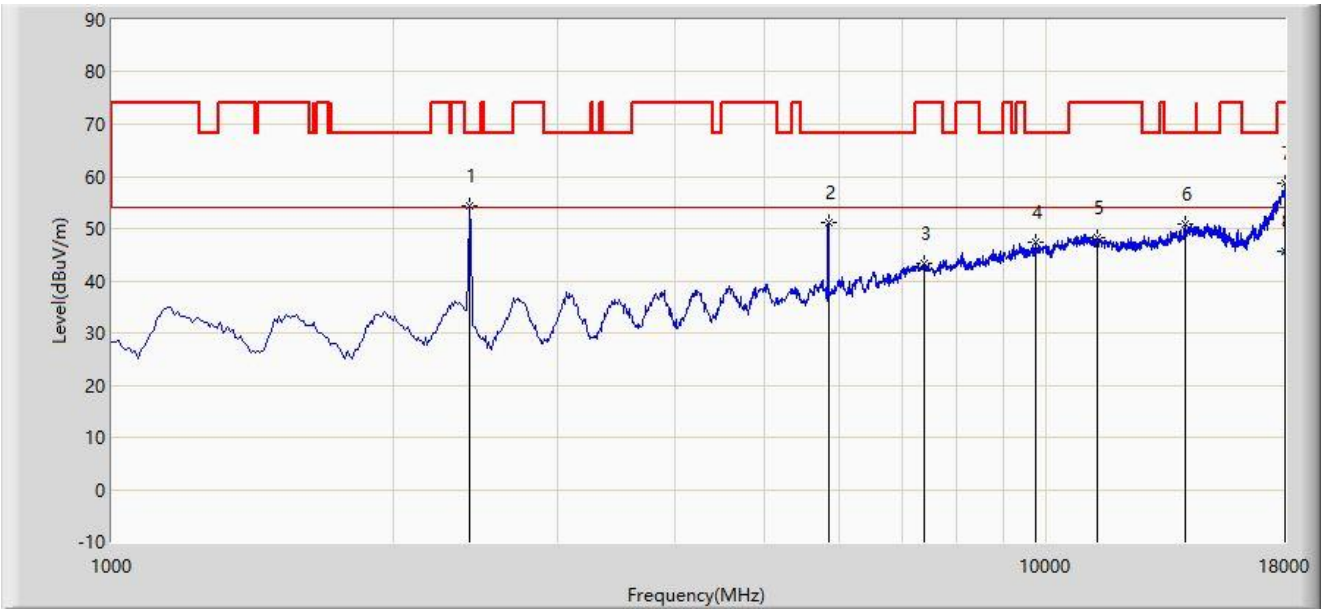

No	Mark	Frequency (MHz)	Measure Level (dBμV/m)	Reading Level (dBμV)	Margin (dB)	Limit (dBμV/m)	Factor (dB/m)	Type
1		2411.000	54.329	56.610	N/A	N/A	-2.281	PK
2		5853.500	51.182	45.415	N/A	N/A	5.766	PK
3		7400.500	43.270	31.706	-30.730	74.000	11.564	PK
4		9755.000	47.370	33.378	-20.830	68.200	13.992	PK
5		11327.500	48.281	30.731	-25.719	74.000	17.550	PK
6		14098.500	50.807	30.937	-17.393	68.200	19.869	PK
7		17991.500	58.777	30.370	-15.223	74.000	28.407	PK
8	*	17991.500	45.666	17.259	-8.334	54.000	28.407	AV

Note 1: " * ", means this data is the worst emission level.

Note 2: Measure Level (dBμV/m) = Reading Level (dBμV) + Factor (dB/m).

Note 3: Factor (dB/m) = Cable Loss (dB) + Antenna Factor (dB/m) - Pre_Amplifier Gain (dB).

Note 4: Average measurement was not performed when peak measure level was lower than the average limit.

Note 5: Point(1) and Point(2) are the fundamental frequencies.

Site: WZ-AC2	Test Date: 2022-11-25
Limit: FCC_Part15.209_RE(3m)	Engineer: Dick Shen
Probe: BBHA9120D_1457_1-18GHz	Polarity: Vertical
EUT: ACCESS POINT	Power: AC 120V/60Hz
Test Mode: Transmit by 802.11a at 5845MHz + 802.11b at 2412MHz	

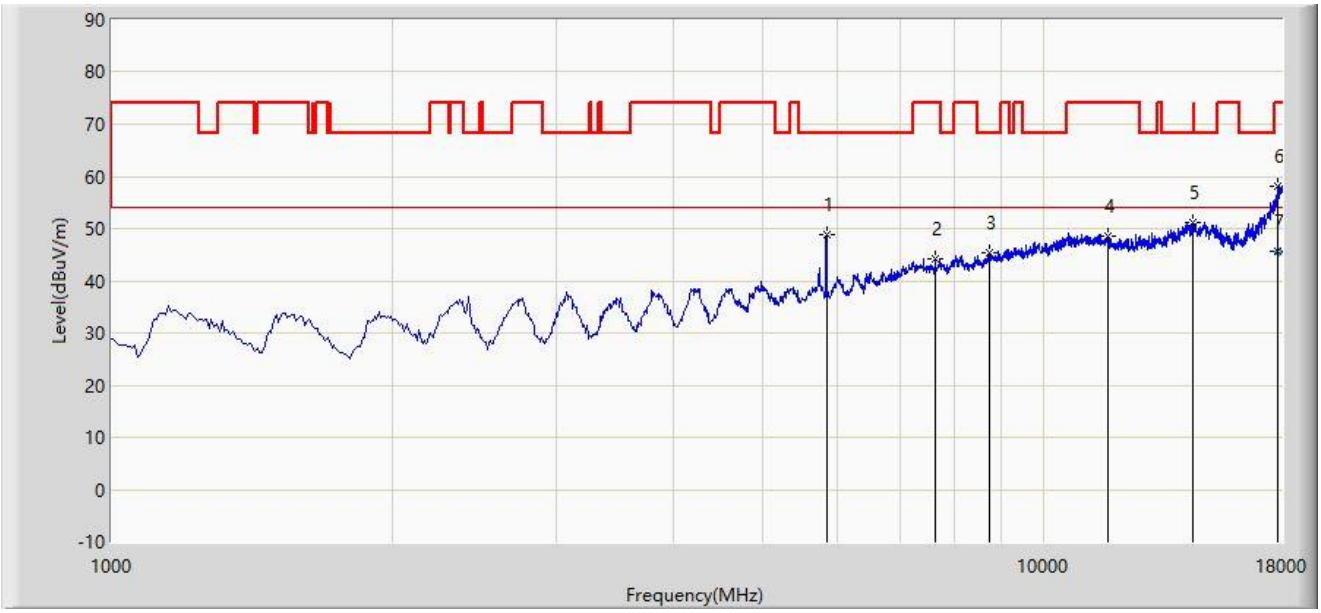

No	Mark	Frequency (MHz)	Measure Level (dBμV/m)	Reading Level (dBμV)	Margin (dB)	Limit (dBμV/m)	Factor (dB/m)	Type
1		5853.500	48.900	43.133	N/A	N/A	5.766	PK
2		7647.000	44.089	32.612	-29.911	74.000	11.477	PK
3		8726.500	45.493	32.297	-22.707	68.200	13.196	PK
4		11693.000	48.571	31.029	-25.429	74.000	17.542	PK
5		14464.000	51.138	31.123	-17.062	68.200	20.015	PK
6		17813.000	58.245	30.676	-15.755	74.000	27.569	PK
7	*	17813.000	45.730	18.161	-8.270	54.000	27.569	AV

Note 1: " * ", means this data is the worst emission level.

Note 2: Measure Level (dBμV/m) = Reading Level (dBμV) + Factor (dB/m).

Note 3: Factor (dB/m) = Cable Loss (dB) + Antenna Factor (dB/m) - Pre_Amplifier Gain (dB).

Note 4: Average measurement was not performed when peak measure level was lower than the average limit.

Note 5: Point(1) is the fundamental frequency.

A.8 Radiated Restricted Band Edge Test Result

Site: WZ-AC2	Test Date: 2022-11-23
Limit: FCC_5.9G_RE(3m)	Engineer: Dick Shen
Probe: BBHA9120D_1457_1-18GHz	Polarity: Horizontal
EUT: ACCESS POINT	Power: AC 120V/60Hz
Test Mode: Transmit by 802.11a at Channel 5845MHz	

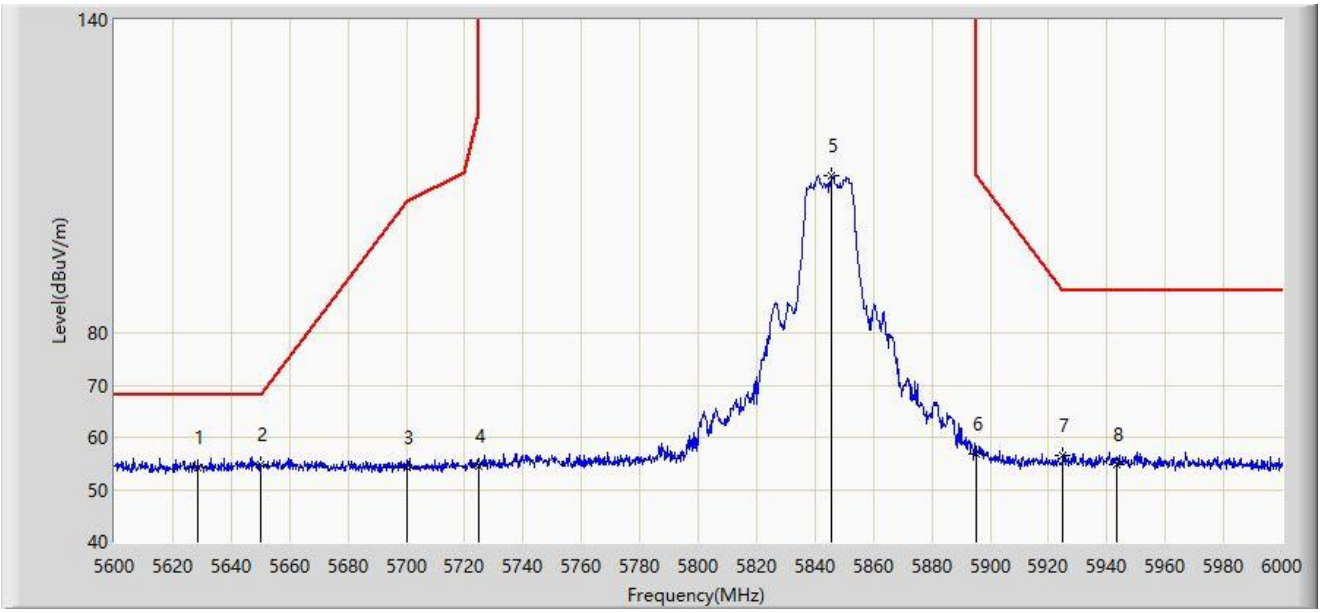

No	Mark	Frequency (MHz)	Measure Level (dBµV/m)	Reading Level (dBµV)	Margin (dB)	Limit (dBµV/m)	Factor (dB/m)	Type
1		5628.800	54.133	49.381	-14.067	68.200	4.752	PK
2	*	5650.000	54.880	49.748	-13.320	68.200	5.132	PK
3		5700.000	54.123	48.995	-51.077	105.200	5.129	PK
4		5725.000	54.482	49.006	-67.718	122.200	5.476	PK
5		5845.600	110.115	104.477	N/A	N/A	5.638	PK
6		5895.000	56.879	50.932	-53.321	110.200	5.947	PK
7		5925.000	56.559	50.542	-31.641	88.200	6.016	PK
8		5943.200	54.816	48.833	-33.384	88.200	5.983	PK

Note 1: " * ", means this data is the worst emission level.

Note 2: Measure Level (dBµV/m) = Reading Level (dBµV) + Factor (dB/m).

Note 3: Factor (dB/m) = Cable Loss (dB) + Antenna Factor (dB/m) - Pre_Amplifier Gain (dB).

Site: WZ-AC2	Test Date: 2022-11-23
Limit: FCC_5.9G_RE(3m)	Engineer: Dick Shen
Probe: BBHA9120D_1457_1-18GHz	Polarity: Vertical
EUT: ACCESS POINT	Power: AC 120V/60Hz
Test Mode: Transmit by 802.11a at Channel 5845MHz	

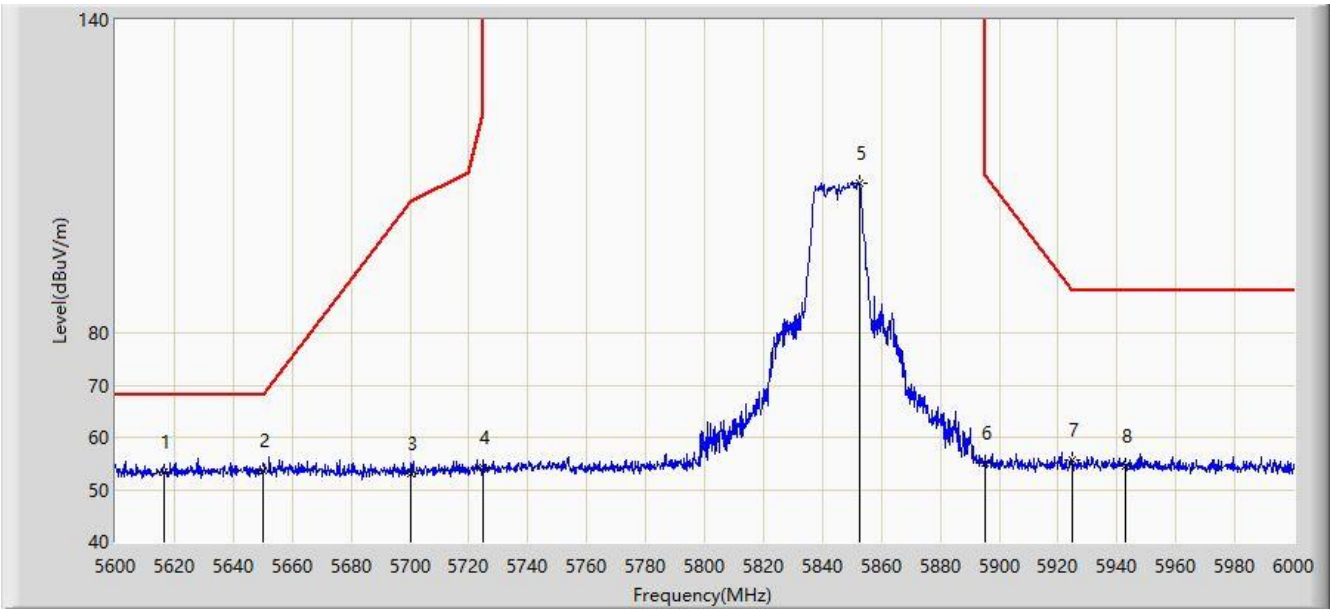

No	Mark	Frequency (MHz)	Measure Level (dBμV/m)	Reading Level (dBμV)	Margin (dB)	Limit (dBμV/m)	Factor (dB/m)	Type
1		5616.600	53.369	48.823	-14.831	68.200	4.546	PK
2	*	5650.000	53.747	48.615	-14.453	68.200	5.132	PK
3		5700.000	53.039	47.911	-52.161	105.200	5.129	PK
4		5725.000	54.067	48.591	-68.133	122.200	5.476	PK
5		5852.400	108.812	103.063	N/A	N/A	5.749	PK
6		5895.000	55.032	49.085	-55.168	110.200	5.947	PK
7		5925.000	55.596	49.579	-32.604	88.200	6.016	PK
8		5942.800	54.368	48.379	-33.832	88.200	5.989	PK

Note 1: " * ", means this data is the worst emission level.

Note 2: Measure Level (dBμV/m) = Reading Level (dBμV) + Factor (dB/m).

Note 3: Factor (dB/m) = Cable Loss (dB) + Antenna Factor (dB/m) - Pre_Amplifier Gain (dB).

Site: WZ-AC2	Test Date: 2022-11-23
Limit: FCC_5.9G_RE(3m)	Engineer: Dick Shen
Probe: BBHA9120D_1457_1-18GHz	Polarity: Horizontal
EUT: ACCESS POINT	Power: AC 120V/60Hz
Test Mode: Transmit by 802.11a at Channel 5885MHz	

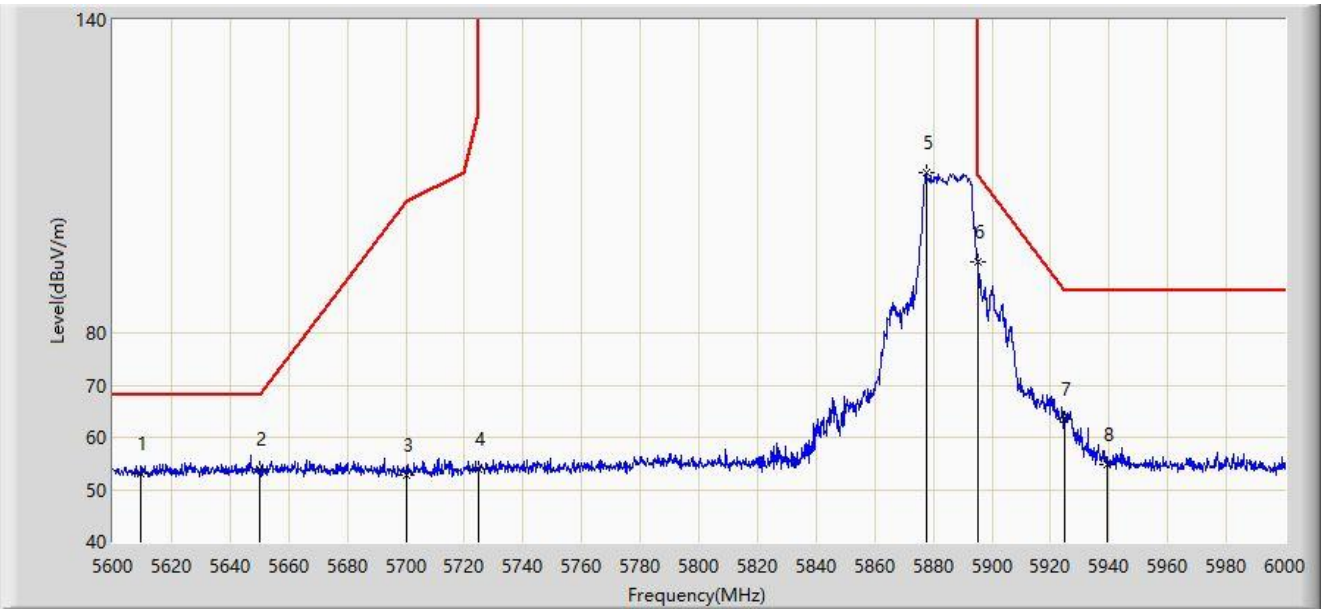

No	Mark	Frequency (MHz)	Measure Level (dBµV/m)	Reading Level (dBµV)	Margin (dB)	Limit (dBµV/m)	Factor (dB/m)	Type
1		5609.400	53.099	48.622	-15.101	68.200	4.476	PK
2	*	5650.000	53.926	48.794	-14.274	68.200	5.132	PK
3		5700.000	52.765	47.637	-52.435	105.200	5.129	PK
4		5725.000	53.979	48.503	-68.221	122.200	5.476	PK
5		5877.600	110.796	104.874	N/A	N/A	5.922	PK
6		5895.000	93.677	87.730	-16.523	110.200	5.947	PK
7		5925.000	63.531	57.514	-24.669	88.200	6.016	PK
8		5939.200	54.847	48.819	-33.353	88.200	6.028	PK

Note 1: " * ", means this data is the worst emission level.

Note 2: Measure Level (dBµV/m) = Reading Level (dBµV) + Factor (dB/m).

Note 3: Factor (dB/m) = Cable Loss (dB) + Antenna Factor (dB/m) - Pre_Amplifier Gain (dB).

Site: WZ-AC2	Test Date: 2022-11-23
Limit: FCC_5.9G_RE(3m)	Engineer: Dick Shen
Probe: BBHA9120D_1457_1-18GHz	Polarity: Vertical
EUT: ACCESS POINT	Power: AC 120V/60Hz
Test Mode: Transmit by 802.11a at Channel 5885MHz	

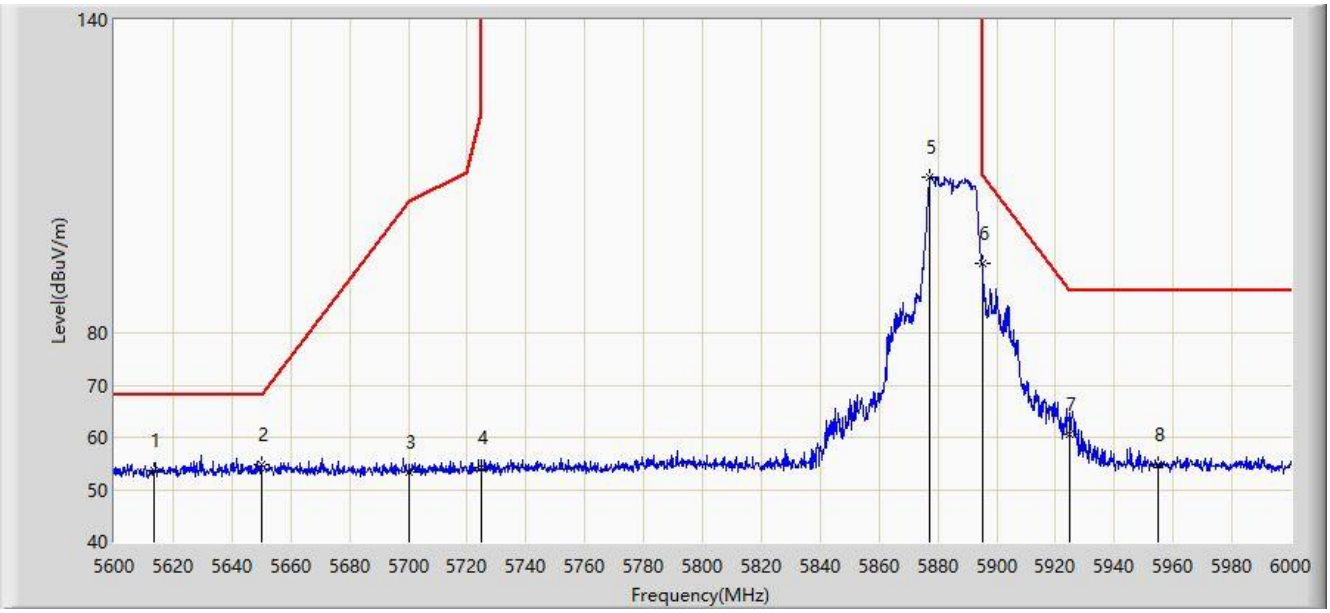

No	Mark	Frequency (MHz)	Measure Level (dBμV/m)	Reading Level (dBμV)	Margin (dB)	Limit (dBμV/m)	Factor (dB/m)	Type
1		5613.600	53.595	49.078	-14.605	68.200	4.517	PK
2	*	5650.000	54.661	49.529	-13.539	68.200	5.132	PK
3		5700.000	53.233	48.105	-51.967	105.200	5.129	PK
4		5725.000	54.187	48.711	-68.013	122.200	5.476	PK
5		5877.400	109.813	103.892	N/A	N/A	5.921	PK
6		5895.000	93.248	87.301	-16.952	110.200	5.947	PK
7		5925.000	60.521	54.504	-27.679	88.200	6.016	PK
8		5955.000	54.806	48.887	-33.394	88.200	5.919	PK

Note 1: " * ", means this data is the worst emission level.

Note 2: Measure Level (dBμV/m) = Reading Level (dBμV) + Factor (dB/m).

Note 3: Factor (dB/m) = Cable Loss (dB) + Antenna Factor (dB/m) - Pre_Amplifier Gain (dB).

Site: WZ-AC2	Test Date: 2022-11-23
Limit: FCC_5.9G_RE(3m)	Engineer: Dick Shen
Probe: BBHA9120D_1457_1-18GHz	Polarity: Horizontal
EUT: ACCESS POINT	Power: AC 120V/60Hz
Test Mode: Transmit by 802.11ac-VHT20 at Channel 5845MHz	

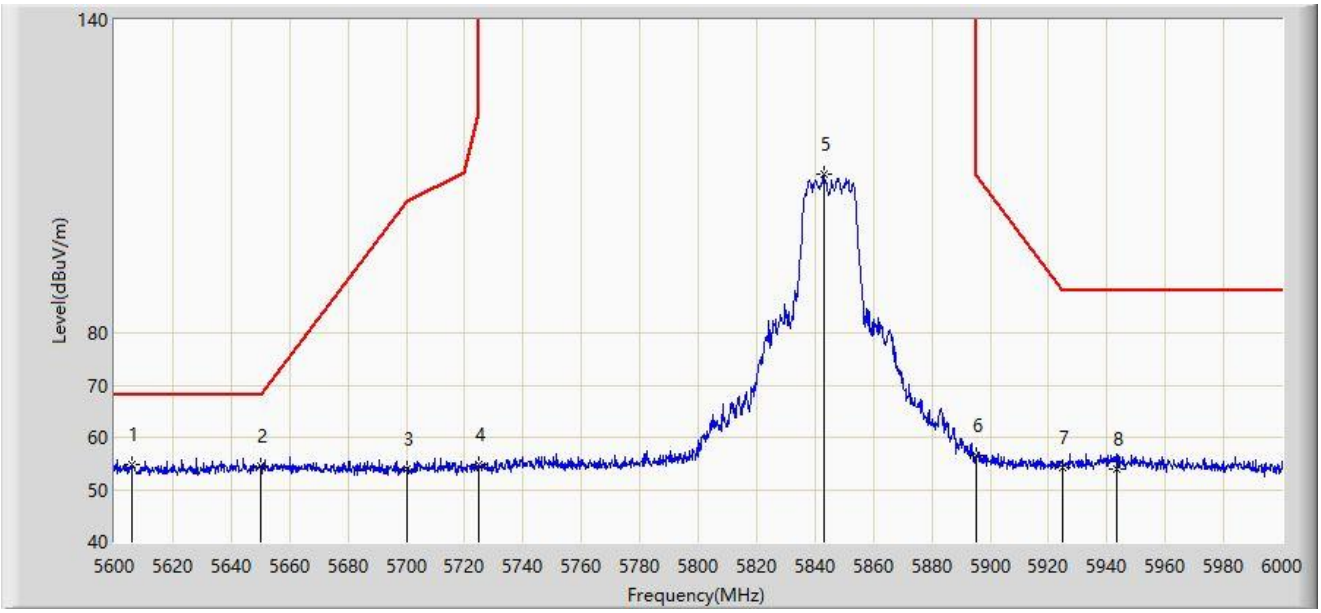

No	Mark	Frequency (MHz)	Measure Level (dBμV/m)	Reading Level (dBμV)	Margin (dB)	Limit (dBμV/m)	Factor (dB/m)	Type
1	*	5605.800	54.842	50.372	-13.358	68.200	4.469	PK
2		5650.000	54.421	49.289	-13.779	68.200	5.132	PK
3		5700.000	53.911	48.783	-51.289	105.200	5.129	PK
4		5725.000	54.679	49.203	-67.521	122.200	5.476	PK
5		5843.000	110.391	104.771	N/A	N/A	5.619	PK
6		5895.000	56.615	50.668	-53.585	110.200	5.947	PK
7		5925.000	54.286	48.269	-33.914	88.200	6.016	PK
8		5943.400	53.936	47.956	-34.264	88.200	5.980	PK

Note 1: " * ", means this data is the worst emission level.

Note 2: Measure Level (dBμV/m) = Reading Level (dBμV) + Factor (dB/m).

Note 3: Factor (dB/m) = Cable Loss (dB) + Antenna Factor (dB/m) - Pre_Amplifier Gain (dB).

Site: WZ-AC2	Test Date: 2022-11-23
Limit: FCC_5.9G_RE(3m)	Engineer: Dick Shen
Probe: BBHA9120D_1457_1-18GHz	Polarity: Vertical
EUT: ACCESS POINT	Power: AC 120V/60Hz
Test Mode: Transmit by 802.11ac-VHT20 at Channel 5845MHz	

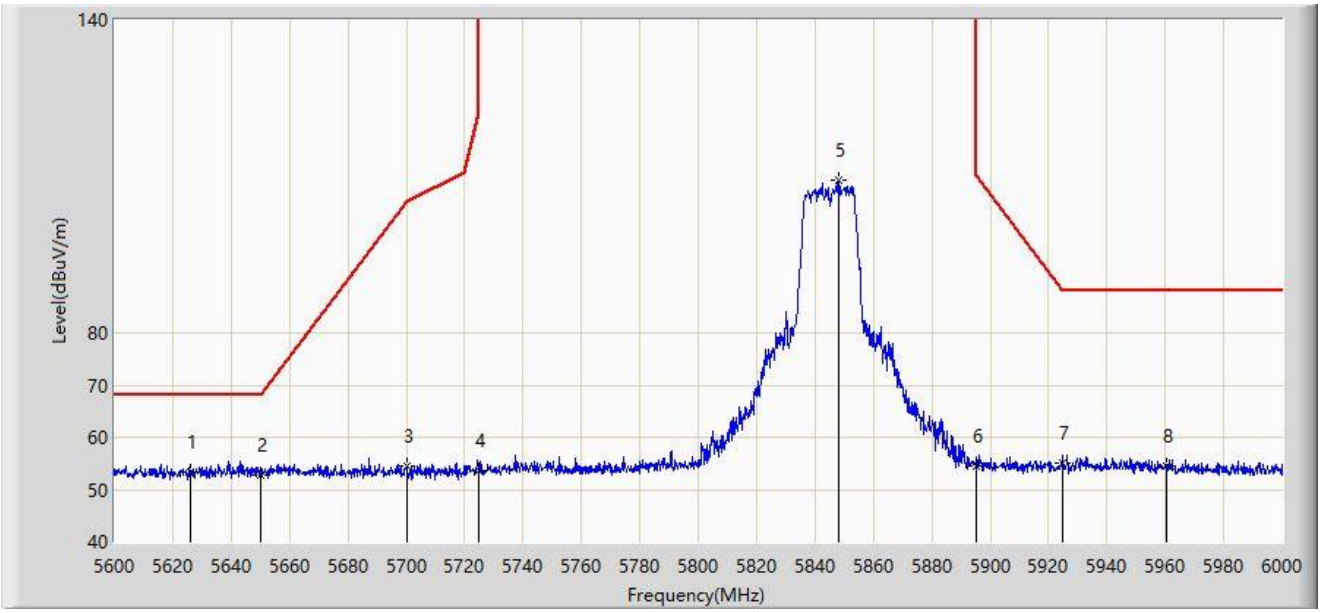

No	Mark	Frequency (MHz)	Measure Level (dBµV/m)	Reading Level (dBµV)	Margin (dB)	Limit (dBµV/m)	Factor (dB/m)	Type
1	*	5626.000	53.316	48.630	-14.884	68.200	4.686	PK
2		5650.000	52.887	47.755	-15.313	68.200	5.132	PK
3		5700.000	54.528	49.400	-50.672	105.200	5.129	PK
4		5725.000	53.591	48.115	-68.609	122.200	5.476	PK
5		5848.000	109.253	103.576	N/A	N/A	5.677	PK
6		5895.000	54.532	48.585	-55.668	110.200	5.947	PK
7		5925.000	54.966	48.949	-33.234	88.200	6.016	PK
8		5960.400	54.441	48.524	-33.759	88.200	5.917	PK

Note 1: " * ", means this data is the worst emission level.

Note 2: Measure Level (dBµV/m) = Reading Level (dBµV) + Factor (dB/m).

Note 3: Factor (dB/m) = Cable Loss (dB) + Antenna Factor (dB/m) - Pre_Amplifier Gain (dB).

Site: WZ-AC2	Test Date: 2022-11-23
Limit: FCC_5.9G_RE(3m)	Engineer: Dick Shen
Probe: BBHA9120D_1457_1-18GHz	Polarity: Horizontal
EUT: ACCESS POINT	Power: AC 120V/60Hz
Test Mode: Transmit by 802.11ac-VHT20 at Channel 5885MHz	

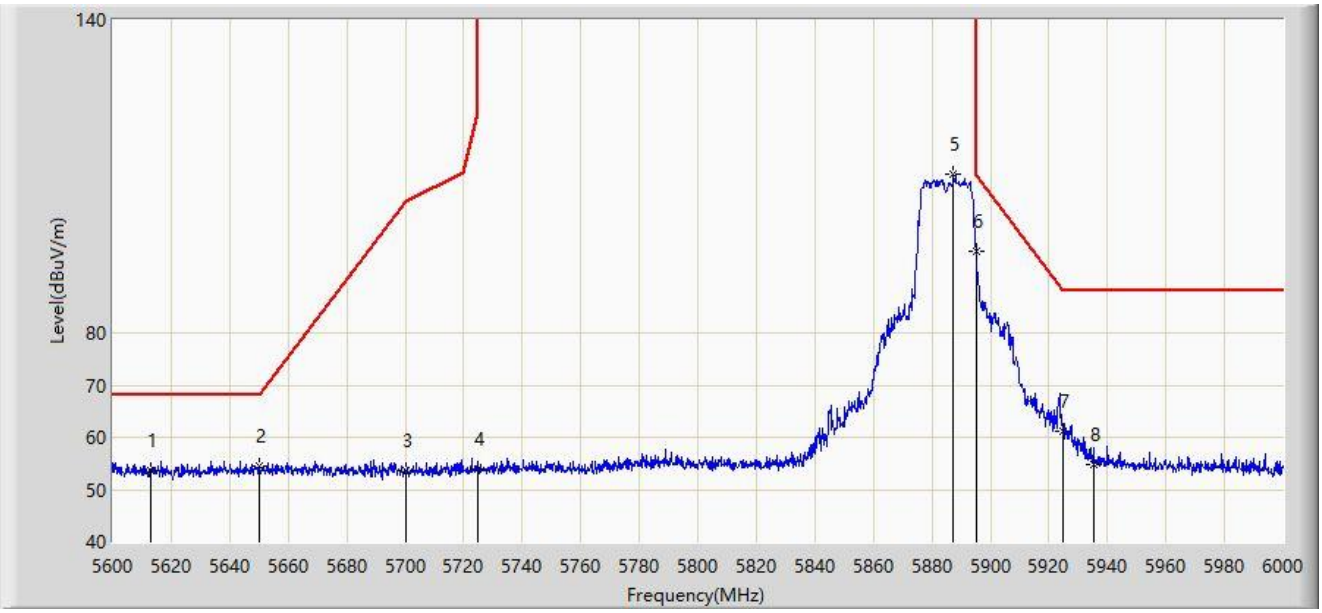

No	Mark	Frequency (MHz)	Measure Level (dBμV/m)	Reading Level (dBμV)	Margin (dB)	Limit (dBμV/m)	Factor (dB/m)	Type
1		5612.800	53.708	49.199	-14.492	68.200	4.509	PK
2	*	5650.000	54.368	49.236	-13.832	68.200	5.132	PK
3		5700.000	53.515	48.387	-51.685	105.200	5.129	PK
4		5725.000	53.853	48.377	-68.347	122.200	5.476	PK
5		5887.400	110.485	104.528	N/A	N/A	5.957	PK
6		5895.000	95.721	89.774	-14.479	110.200	5.947	PK
7		5925.000	61.212	55.195	-26.988	88.200	6.016	PK
8		5935.400	54.912	48.847	-33.288	88.200	6.065	PK

Note 1: " * ", means this data is the worst emission level.

Note 2: Measure Level (dBμV/m) = Reading Level (dBμV) + Factor (dB/m).

Note 3: Factor (dB/m) = Cable Loss (dB) + Antenna Factor (dB/m) - Pre_Amplifier Gain (dB).

Site: WZ-AC2	Test Date: 2022-11-23
Limit: FCC_5.9G_RE(3m)	Engineer: Dick Shen
Probe: BBHA9120D_1457_1-18GHz	Polarity: Vertical
EUT: ACCESS POINT	Power: AC 120V/60Hz
Test Mode: Transmit by 802.11ac-VHT20 at Channel 5885MHz	

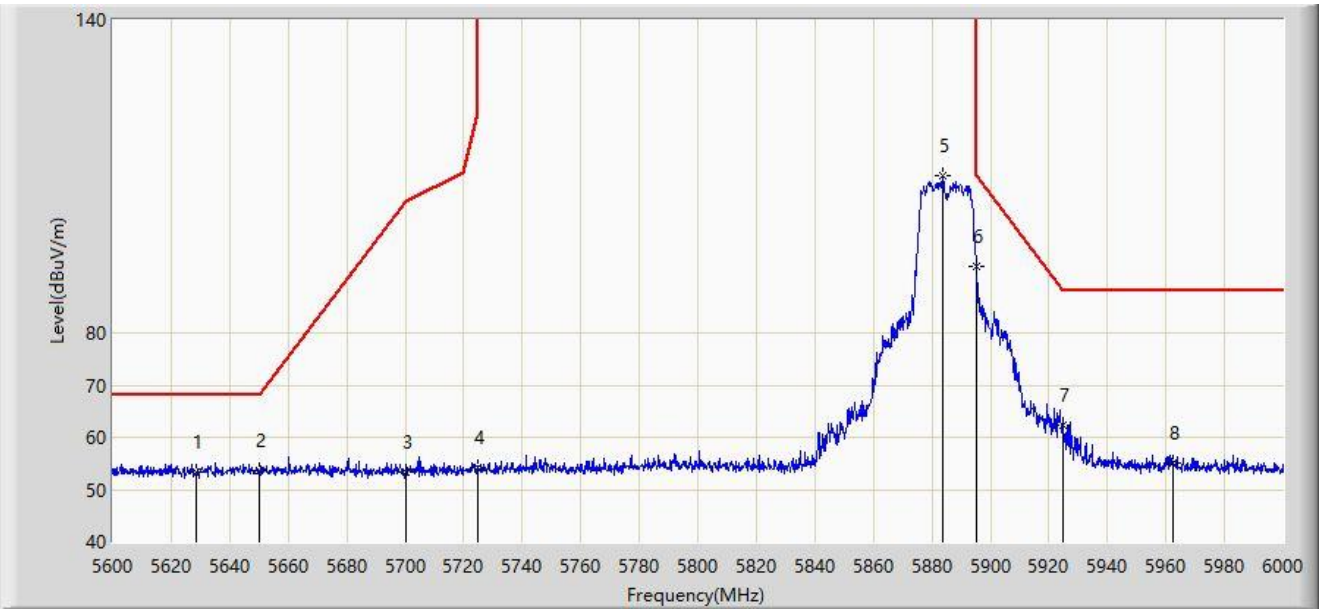

No	Mark	Frequency (MHz)	Measure Level (dBμV/m)	Reading Level (dBμV)	Margin (dB)	Limit (dBμV/m)	Factor (dB/m)	Type
1		5628.600	53.339	48.592	-14.861	68.200	4.747	PK
2	*	5650.000	53.536	48.404	-14.664	68.200	5.132	PK
3		5700.000	53.212	48.084	-51.988	105.200	5.129	PK
4		5725.000	54.150	48.674	-68.050	122.200	5.476	PK
5		5883.800	110.007	104.063	N/A	N/A	5.944	PK
6		5895.000	92.861	86.914	-17.339	110.200	5.947	PK
7		5925.000	62.278	56.261	-25.922	88.200	6.016	PK
8		5962.400	55.080	49.153	-33.120	88.200	5.927	PK

Note 1: " * ", means this data is the worst emission level.

Note 2: Measure Level (dBμV/m) = Reading Level (dBμV) + Factor (dB/m).

Note 3: Factor (dB/m) = Cable Loss (dB) + Antenna Factor (dB/m) - Pre_Amplifier Gain (dB).

Site: WZ-AC2	Test Date: 2022-11-23
Limit: FCC_5.9G_RE(3m)	Engineer: Dick Shen
Probe: BBHA9120D_1457_1-18GHz	Polarity: Horizontal
EUT: ACCESS POINT	Power: AC 120V/60Hz
Test Mode: Transmit by 802.11ac-VHT40 at Channel 5835MHz	

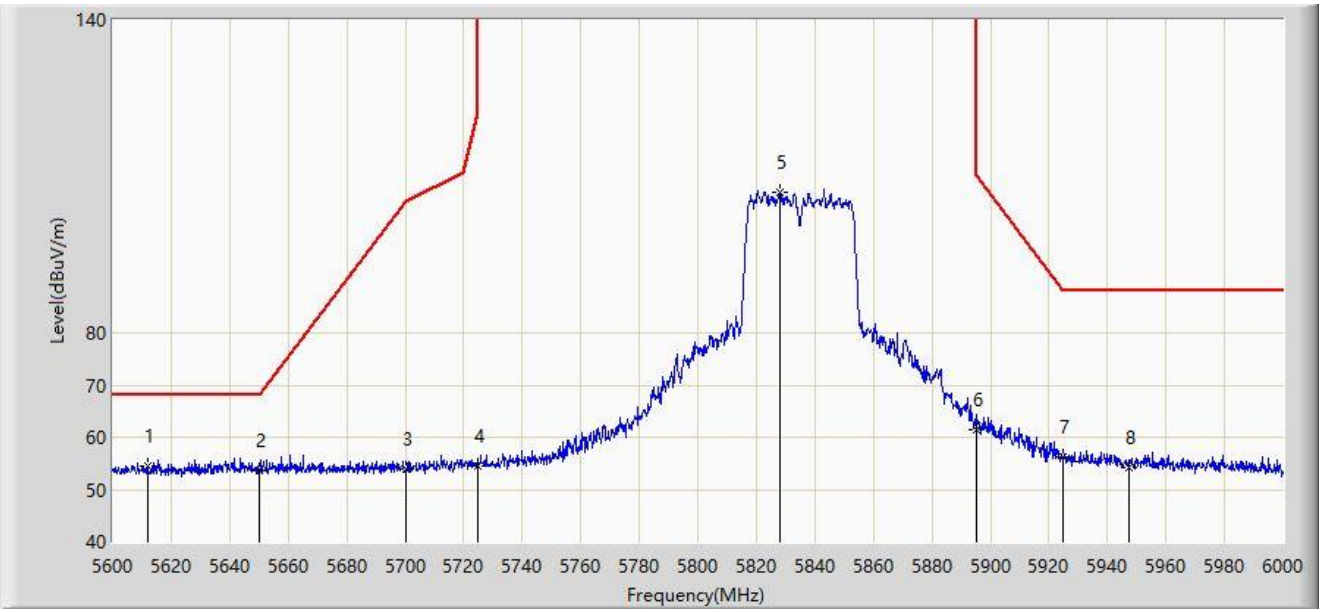

No	Mark	Frequency (MHz)	Measure Level (dBμV/m)	Reading Level (dBμV)	Margin (dB)	Limit (dBμV/m)	Factor (dB/m)	Type
1	*	5612.000	54.504	50.002	-13.696	68.200	4.502	PK
2		5650.000	53.652	48.520	-14.548	68.200	5.132	PK
3		5700.000	53.814	48.686	-51.386	105.200	5.129	PK
4		5725.000	54.375	48.899	-67.825	122.200	5.476	PK
5		5828.200	106.961	101.415	N/A	N/A	5.546	PK
6		5895.000	61.356	55.409	-48.844	110.200	5.947	PK
7		5925.000	56.182	50.165	-32.018	88.200	6.016	PK
8		5947.200	54.106	48.182	-34.094	88.200	5.924	PK

Note 1: " * ", means this data is the worst emission level.

Note 2: Measure Level (dBμV/m) = Reading Level (dBμV) + Factor (dB/m).

Note 3: Factor (dB/m) = Cable Loss (dB) + Antenna Factor (dB/m) - Pre_Amplifier Gain (dB).

Site: WZ-AC2	Test Date: 2022-11-23
Limit: FCC_5.9G_RE(3m)	Engineer: Dick Shen
Probe: BBHA9120D_1457_1-18GHz	Polarity: Vertical
EUT: ACCESS POINT	Power: AC 120V/60Hz
Test Mode: Transmit by 802.11ac-VHT40 at Channel 5835MHz	

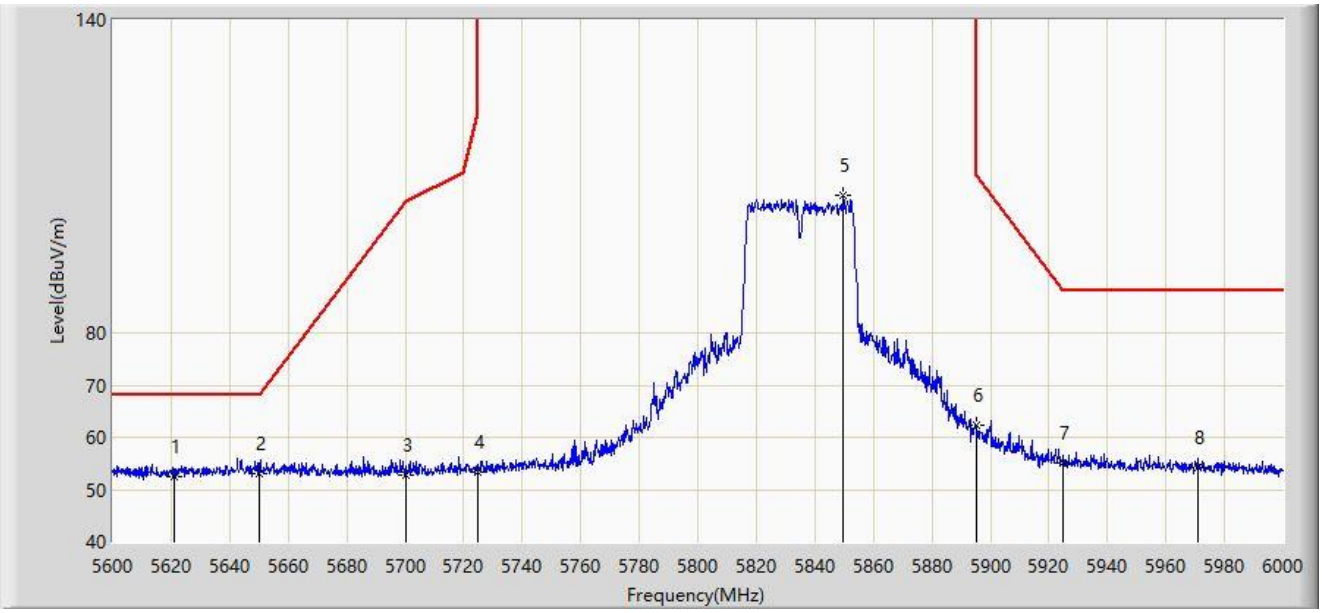

No	Mark	Frequency (MHz)	Measure Level (dBμV/m)	Reading Level (dBμV)	Margin (dB)	Limit (dBμV/m)	Factor (dB/m)	Type
1		5621.200	52.585	47.985	-15.615	68.200	4.599	PK
2	*	5650.000	53.011	47.879	-15.189	68.200	5.132	PK
3		5700.000	52.852	47.724	-52.348	105.200	5.129	PK
4		5725.000	53.427	47.951	-68.773	122.200	5.476	PK
5		5849.800	106.373	100.666	N/A	N/A	5.707	PK
6		5895.000	62.271	56.324	-47.929	110.200	5.947	PK
7		5925.000	54.994	48.977	-33.206	88.200	6.016	PK
8		5971.000	54.077	48.082	-34.123	88.200	5.995	PK

Note 1: " * ", means this data is the worst emission level.

Note 2: Measure Level (dBμV/m) = Reading Level (dBμV) + Factor (dB/m).

Note 3: Factor (dB/m) = Cable Loss (dB) + Antenna Factor (dB/m) - Pre_Amplifier Gain (dB).

Site: WZ-AC2	Test Date: 2022-11-23
Limit: FCC_5.9G_RE(3m)	Engineer: Dick Shen
Probe: BBHA9120D_1457_1-18GHz	Polarity: Horizontal
EUT: ACCESS POINT	Power: AC 120V/60Hz
Test Mode: Transmit by 802.11ac-VHT40 at Channel 5875MHz	

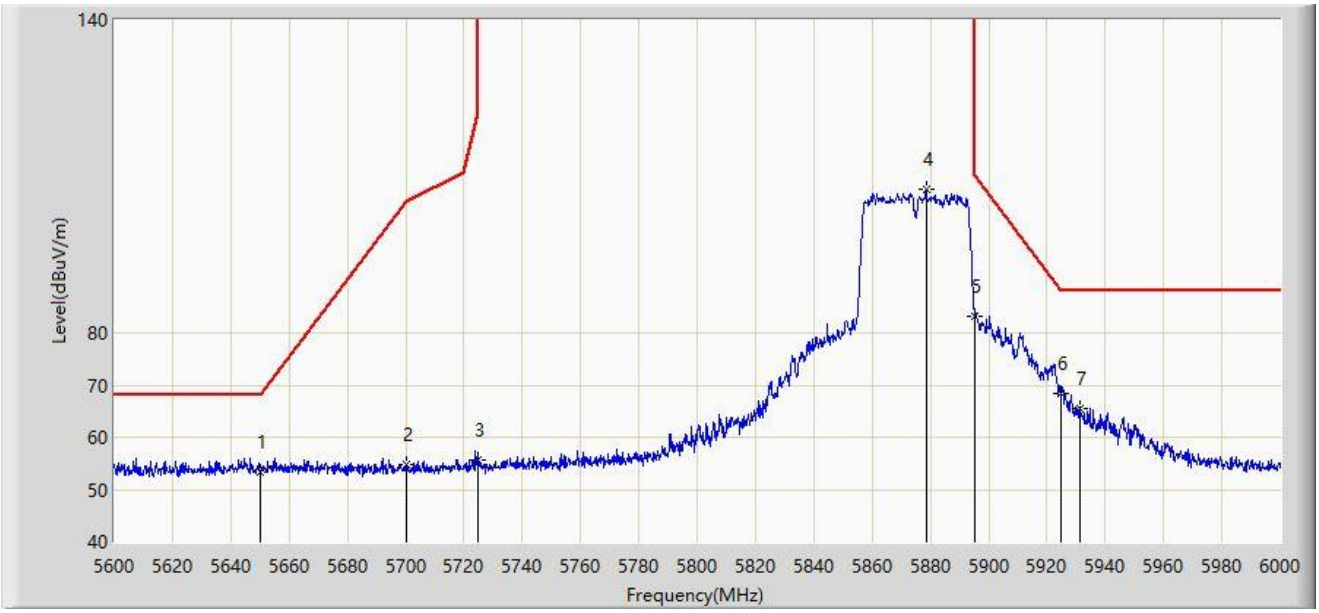

No	Mark	Frequency (MHz)	Measure Level (dBµV/m)	Reading Level (dBµV)	Margin (dB)	Limit (dBµV/m)	Factor (dB/m)	Type
1	*	5650.000	53.255	48.123	-14.945	68.200	5.132	PK
2		5700.000	54.642	49.514	-50.558	105.200	5.129	PK
3		5725.000	55.634	50.158	-66.566	122.200	5.476	PK
4		5878.600	107.498	101.573	N/A	N/A	5.925	PK
5		5895.000	83.303	77.356	-26.897	110.200	5.947	PK
6		5925.000	68.520	62.503	-19.680	88.200	6.016	PK
7		5931.400	65.433	59.329	-22.767	88.200	6.105	PK

Note 1: " * ", means this data is the worst emission level.

Note 2: Measure Level (dBµV/m) = Reading Level (dBµV) + Factor (dB/m).

Note 3: Factor (dB/m) = Cable Loss (dB) + Antenna Factor (dB/m) - Pre_Amplifier Gain (dB).

Site: WZ-AC2	Test Date: 2022-11-23
Limit: FCC_5.9G_RE(3m)	Engineer: Dick Shen
Probe: BBHA9120D_1457_1-18GHz	Polarity: Vertical
EUT: ACCESS POINT	Power: AC 120V/60Hz
Test Mode: Transmit by 802.11ac-VHT40 at Channel 5875MHz	

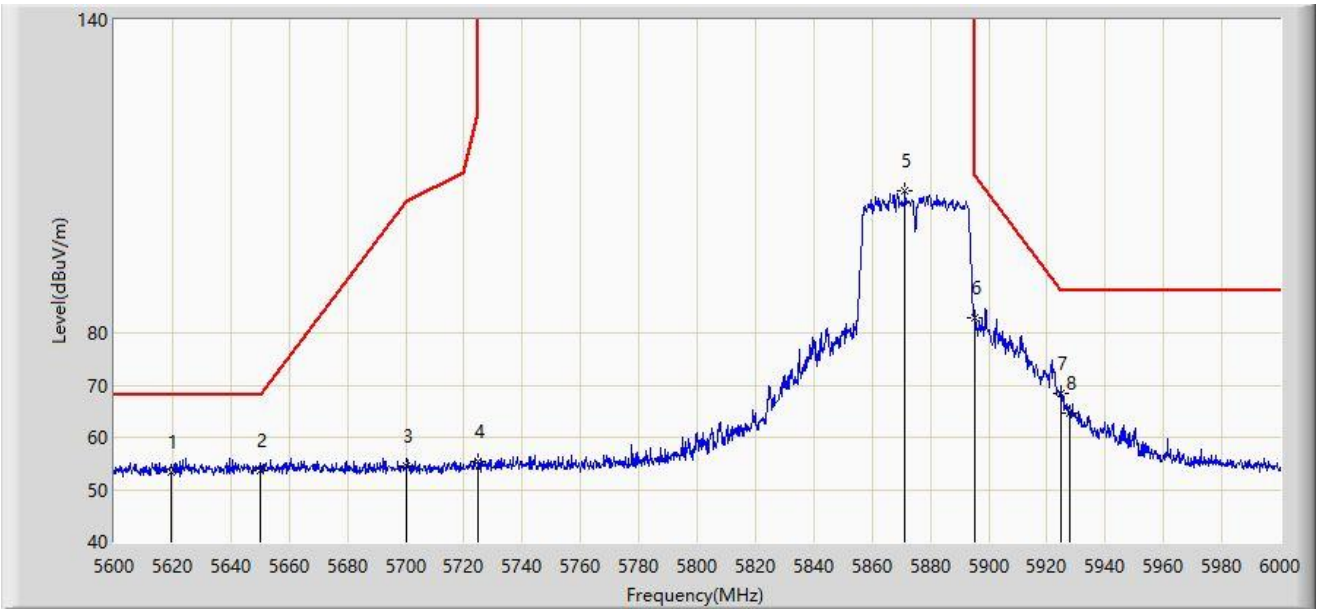

No	Mark	Frequency (MHz)	Measure Level (dBμV/m)	Reading Level (dBμV)	Margin (dB)	Limit (dBμV/m)	Factor (dB/m)	Type
1		5619.400	53.387	48.812	-14.813	68.200	4.575	PK
2	*	5650.000	53.652	48.520	-14.548	68.200	5.132	PK
3		5700.000	54.523	49.395	-50.677	105.200	5.129	PK
4		5725.000	55.413	49.937	-66.787	122.200	5.476	PK
5		5871.200	107.219	101.318	N/A	N/A	5.901	PK
6		5895.000	82.866	76.919	-27.334	110.200	5.947	PK
7		5925.000	68.491	62.474	-19.709	88.200	6.016	PK
8		5928.000	64.655	58.578	-23.545	88.200	6.077	PK

Note 1: " * ", means this data is the worst emission level.

Note 2: Measure Level (dBμV/m) = Reading Level (dBμV) + Factor (dB/m).

Note 3: Factor (dB/m) = Cable Loss (dB) + Antenna Factor (dB/m) - Pre_Amplifier Gain (dB).

Site: WZ-AC2	Test Date: 2022-11-23
Limit: FCC_5.9G_RE(3m)	Engineer: Dick Shen
Probe: BBHA9120D_1457_1-18GHz	Polarity: Horizontal
EUT: ACCESS POINT	Power: AC 120V/60Hz
Test Mode: Transmit by 802.11ac-VHT80 at Channel 5855MHz	

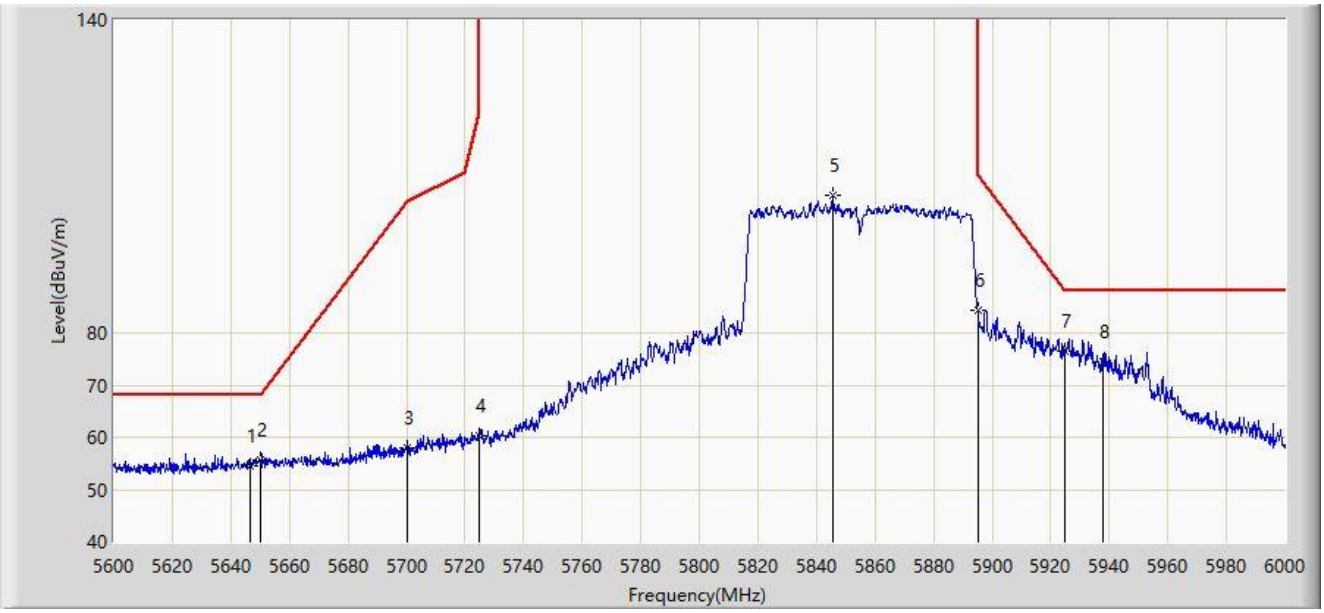

No	Mark	Frequency (MHz)	Measure Level (dBµV/m)	Reading Level (dBµV)	Margin (dB)	Limit (dBµV/m)	Factor (dB/m)	Type
1		5646.800	54.610	49.514	-13.590	68.200	5.096	PK
2		5650.000	55.693	50.561	-12.507	68.200	5.132	PK
3		5700.000	58.012	52.884	-47.188	105.200	5.129	PK
4		5725.000	60.387	54.911	-61.813	122.200	5.476	PK
5		5845.600	106.269	100.631	N/A	N/A	5.638	PK
6		5895.000	84.216	78.269	-25.984	110.200	5.947	PK
7	*	5925.000	76.431	70.414	-11.769	88.200	6.016	PK
8		5938.000	74.510	68.470	-13.690	88.200	6.040	PK

Note 1: " * ", means this data is the worst emission level.

Note 2: Measure Level (dBµV/m) = Reading Level (dBµV) + Factor (dB/m).

Note 3: Factor (dB/m) = Cable Loss (dB) + Antenna Factor (dB/m) - Pre_Amplifier Gain (dB).

Site: WZ-AC2	Test Date: 2022-11-23
Limit: FCC_5.9G_RE(3m)	Engineer: Dick Shen
Probe: BBHA9120D_1457_1-18GHz	Polarity: Vertical
EUT: ACCESS POINT	Power: AC 120V/60Hz
Test Mode: Transmit by 802.11ac-VHT80 at Channel 5855MHz	

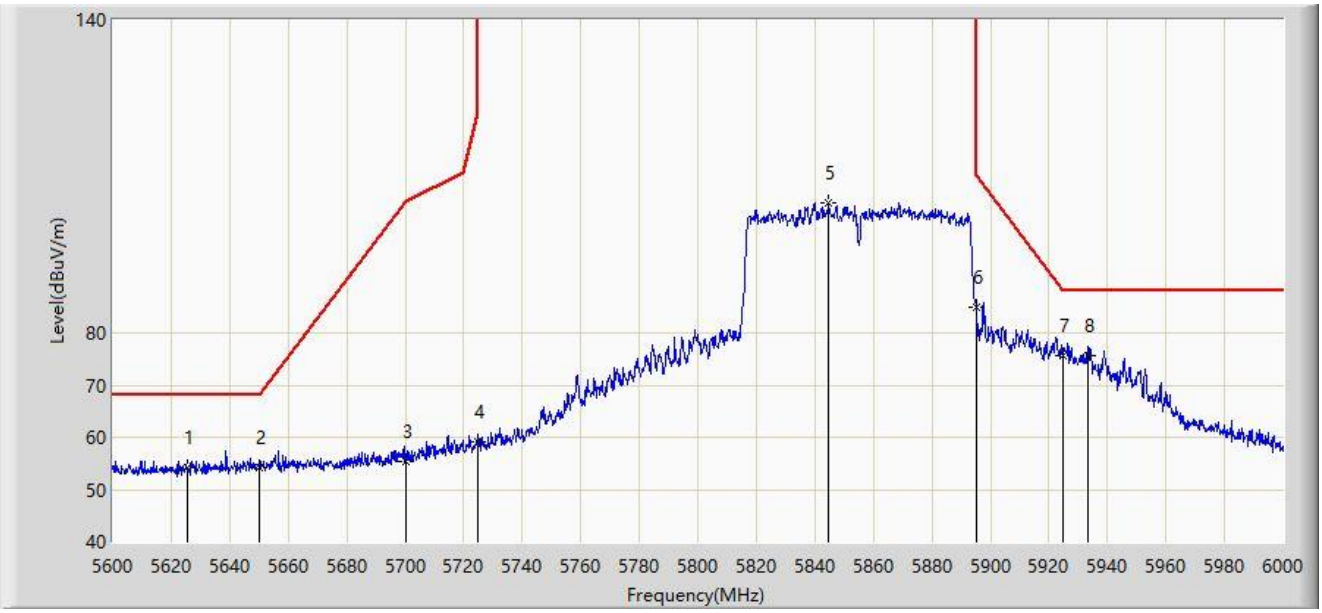

No	Mark	Frequency (MHz)	Measure Level (dBµV/m)	Reading Level (dBµV)	Margin (dB)	Limit (dBµV/m)	Factor (dB/m)	Type
1		5625.400	54.095	49.424	-14.105	68.200	4.672	PK
2		5650.000	54.188	49.056	-14.012	68.200	5.132	PK
3		5700.000	55.280	50.152	-49.920	105.200	5.129	PK
4		5725.000	59.026	53.550	-63.174	122.200	5.476	PK
5		5844.600	105.017	99.390	N/A	N/A	5.627	PK
6		5895.000	85.027	79.080	-25.173	110.200	5.947	PK
7		5925.000	75.549	69.532	-12.651	88.200	6.016	PK
8	*	5933.400	75.561	69.476	-12.639	88.200	6.084	PK

Note 1: " * ", means this data is the worst emission level.

Note 2: Measure Level (dBµV/m) = Reading Level (dBµV) + Factor (dB/m).

Note 3: Factor (dB/m) = Cable Loss (dB) + Antenna Factor (dB/m) - Pre_Amplifier Gain (dB).

Site: WZ-AC2	Test Date: 2022-11-23
Limit: FCC_5.9G_RE(3m)	Engineer: Dick Shen
Probe: BBHA9120D_1457_1-18GHz	Polarity: Horizontal
EUT: ACCESS POINT	Power: AC 120V/60Hz
Test Mode: Transmit by 802.11ax-HE20 at Channel 5845MHz	

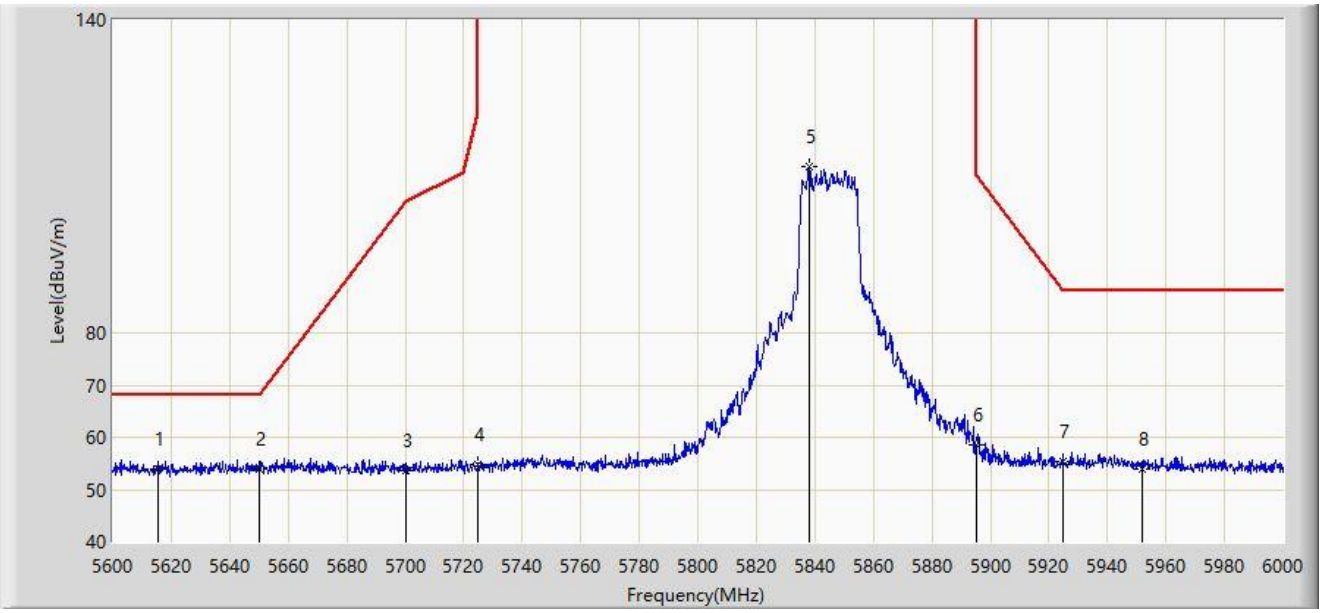

No	Mark	Frequency (MHz)	Measure Level (dBµV/m)	Reading Level (dBµV)	Margin (dB)	Limit (dBµV/m)	Factor (dB/m)	Type
1	*	5615.600	53.870	49.334	-14.330	68.200	4.536	PK
2		5650.000	53.825	48.693	-14.375	68.200	5.132	PK
3		5700.000	53.741	48.613	-51.459	105.200	5.129	PK
4		5725.000	54.686	49.210	-67.514	122.200	5.476	PK
5		5838.000	111.853	106.254	N/A	N/A	5.599	PK
6		5895.000	58.606	52.659	-51.594	110.200	5.947	PK
7		5925.000	55.278	49.261	-32.922	88.200	6.016	PK
8		5952.000	53.833	47.912	-34.367	88.200	5.921	PK

Note 1: " * ", means this data is the worst emission level.

Note 2: Measure Level (dBµV/m) = Reading Level (dBµV) + Factor (dB/m).

Note 3: Factor (dB/m) = Cable Loss (dB) + Antenna Factor (dB/m) - Pre_Amplifier Gain (dB).

Site: WZ-AC2	Test Date: 2022-11-23
Limit: FCC_5.9G_RE(3m)	Engineer: Dick Shen
Probe: BBHA9120D_1457_1-18GHz	Polarity: Vertical
EUT: ACCESS POINT	Power: AC 120V/60Hz
Test Mode: Transmit by 802.11ax-HE20 at Channel 5845MHz	

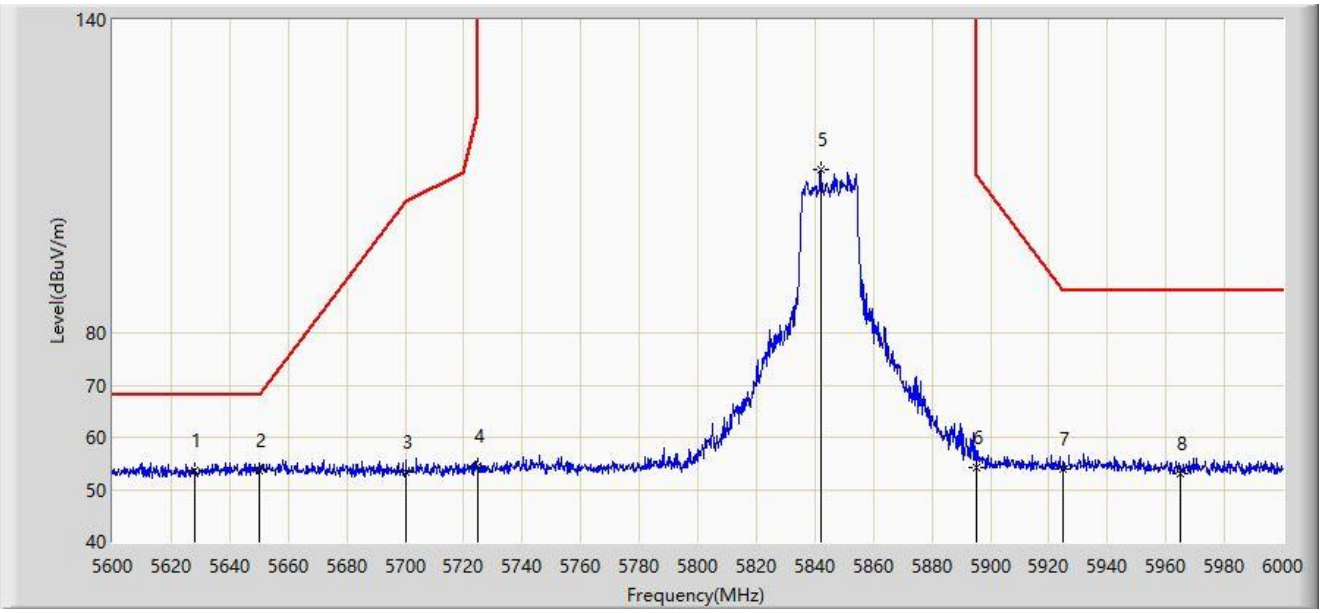

No	Mark	Frequency (MHz)	Measure Level (dBμV/m)	Reading Level (dBμV)	Margin (dB)	Limit (dBμV/m)	Factor (dB/m)	Type
1		5628.000	53.552	48.819	-14.648	68.200	4.733	PK
2	*	5650.000	53.698	48.566	-14.502	68.200	5.132	PK
3		5700.000	53.248	48.120	-51.952	105.200	5.129	PK
4		5725.000	54.419	48.943	-67.781	122.200	5.476	PK
5		5842.000	111.394	105.778	N/A	N/A	5.615	PK
6		5895.000	54.241	48.294	-55.959	110.200	5.947	PK
7		5925.000	54.035	48.018	-34.165	88.200	6.016	PK
8		5965.000	53.027	47.084	-35.173	88.200	5.944	PK

Note 1: " * ", means this data is the worst emission level.

Note 2: Measure Level (dBμV/m) = Reading Level (dBμV) + Factor (dB/m).

Note 3: Factor (dB/m) = Cable Loss (dB) + Antenna Factor (dB/m) - Pre_Amplifier Gain (dB).

Site: WZ-AC2	Test Date: 2022-11-23
Limit: FCC_5.9G_RE(3m)	Engineer: Dick Shen
Probe: BBHA9120D_1457_1-18GHz	Polarity: Horizontal
EUT: ACCESS POINT	Power: AC 120V/60Hz
Test Mode: Transmit by 802.11ax-HE20 at Channel 5885MHz	

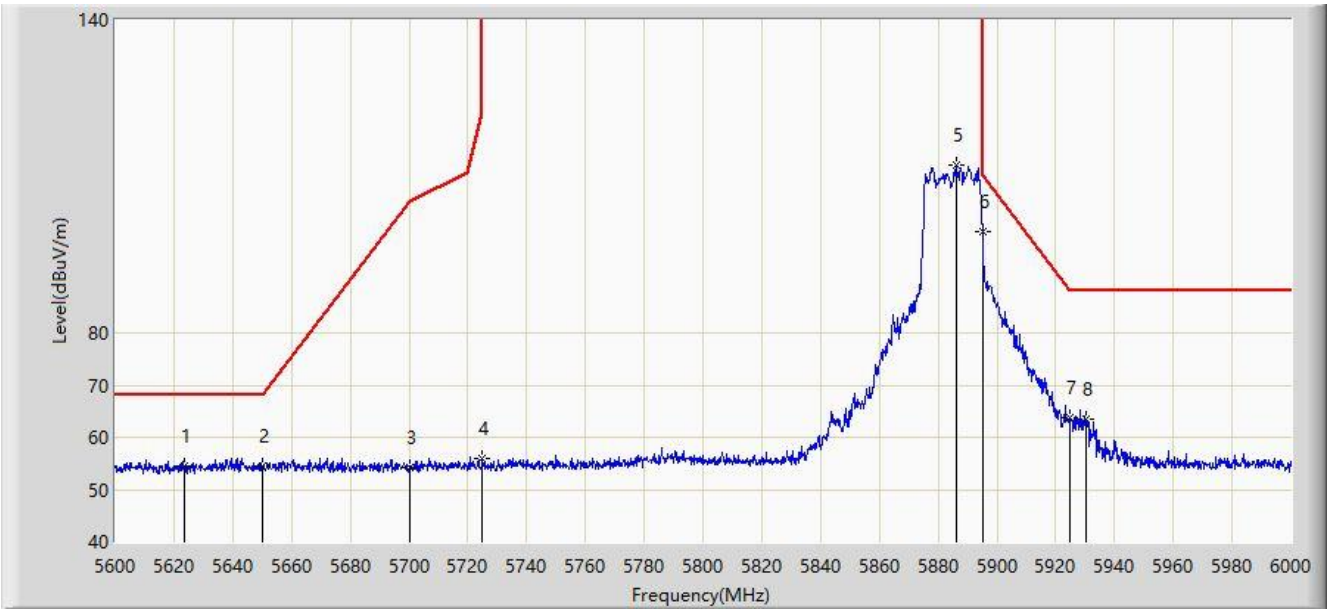

No	Mark	Frequency (MHz)	Measure Level (dBµV/m)	Reading Level (dBµV)	Margin (dB)	Limit (dBµV/m)	Factor (dB/m)	Type
1		5623.400	54.439	49.809	-13.761	68.200	4.630	PK
2		5650.000	54.377	49.245	-13.823	68.200	5.132	PK
3		5700.000	54.158	49.030	-51.042	105.200	5.129	PK
4		5725.000	55.928	50.452	-66.272	122.200	5.476	PK
5		5886.000	112.207	106.255	N/A	N/A	5.951	PK
6	*	5895.000	99.390	93.443	-10.810	110.200	5.947	PK
7		5925.000	63.628	57.611	-24.572	88.200	6.016	PK
8		5930.400	63.355	57.241	-24.845	88.200	6.114	PK

Note 1: " * ", means this data is the worst emission level.

Note 2: Measure Level (dBµV/m) = Reading Level (dBµV) + Factor (dB/m).

Note 3: Factor (dB/m) = Cable Loss (dB) + Antenna Factor (dB/m) - Pre_Amplifier Gain (dB).

Site: WZ-AC2	Test Date: 2022-11-23
Limit: FCC_5.9G_RE(3m)	Engineer: Dick Shen
Probe: BBHA9120D_1457_1-18GHz	Polarity: Vertical
EUT: ACCESS POINT	Power: AC 120V/60Hz
Test Mode: Transmit by 802.11ax-HE20 at Channel 5885MHz	

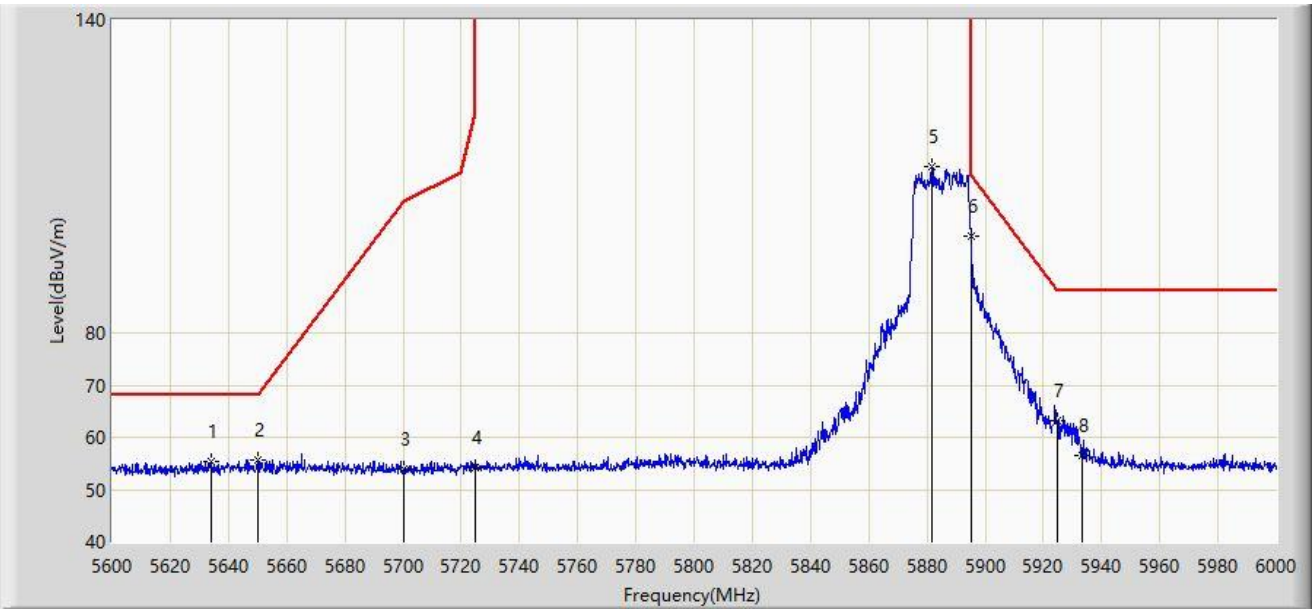

No	Mark	Frequency (MHz)	Measure Level (dBµV/m)	Reading Level (dBµV)	Margin (dB)	Limit (dBµV/m)	Factor (dB/m)	Type
1		5634.000	55.233	50.357	-12.967	68.200	4.876	PK
2		5650.000	55.784	50.652	-12.416	68.200	5.132	PK
3		5700.000	53.864	48.736	-51.336	105.200	5.129	PK
4		5725.000	54.240	48.764	-67.960	122.200	5.476	PK
5		5881.600	111.979	106.043	N/A	N/A	5.937	PK
6	*	5895.000	98.502	92.555	-11.698	110.200	5.947	PK
7		5925.000	63.169	57.152	-25.031	88.200	6.016	PK
8		5933.200	56.632	50.545	-31.568	88.200	6.086	PK

Note 1: " * ", means this data is the worst emission level.

Note 2: Measure Level (dBµV/m) = Reading Level (dBµV) + Factor (dB/m).

Note 3: Factor (dB/m) = Cable Loss (dB) + Antenna Factor (dB/m) - Pre_Amplifier Gain (dB).

Site: WZ-AC2	Test Date: 2022-11-23
Limit: FCC_5.9G_RE(3m)	Engineer: Dick Shen
Probe: BBHA9120D_1457_1-18GHz	Polarity: Horizontal
EUT: ACCESS POINT	Power: AC 120V/60Hz
Test Mode: Transmit by 802.11ax-HE40 at Channel 5835MHz	

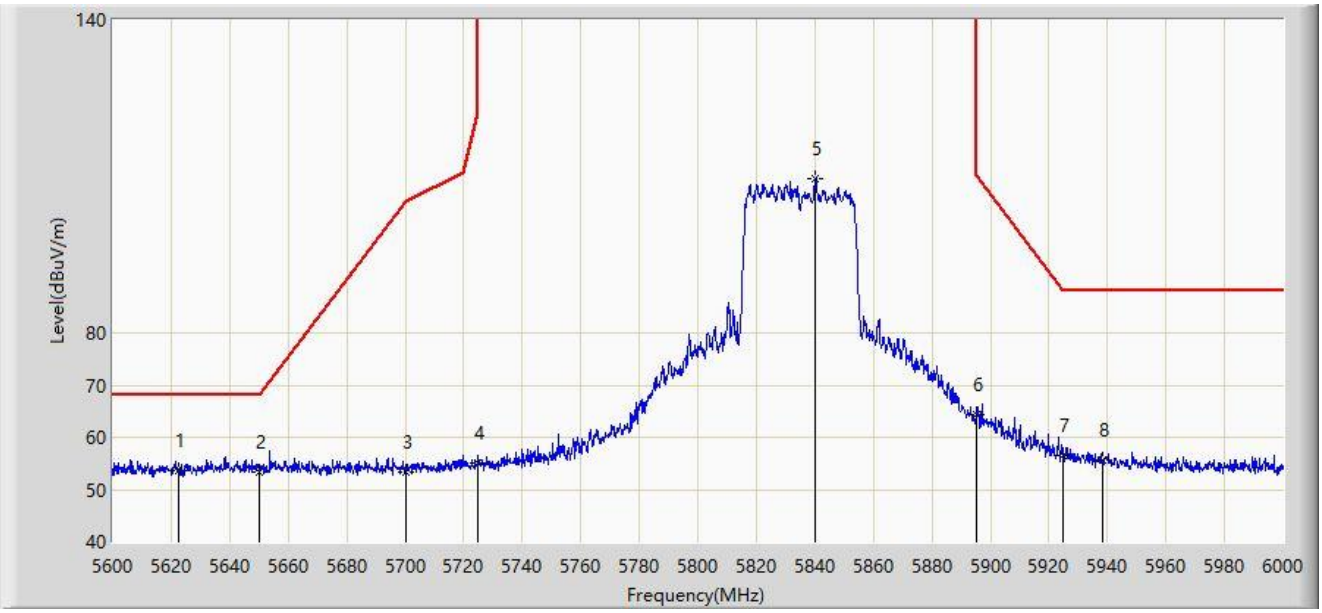

No	Mark	Frequency (MHz)	Measure Level (dBµV/m)	Reading Level (dBµV)	Margin (dB)	Limit (dBµV/m)	Factor (dB/m)	Type
1	*	5622.600	53.733	49.114	-14.467	68.200	4.619	PK
2		5650.000	53.315	48.183	-14.885	68.200	5.132	PK
3		5700.000	53.302	48.174	-51.898	105.200	5.129	PK
4		5725.000	55.066	49.590	-67.134	122.200	5.476	PK
5		5840.200	109.458	103.850	N/A	N/A	5.608	PK
6		5895.000	64.242	58.295	-45.958	110.200	5.947	PK
7		5925.000	56.479	50.462	-31.721	88.200	6.016	PK
8		5938.200	55.655	49.617	-32.545	88.200	6.037	PK

Note 1: " * ", means this data is the worst emission level.

Note 2: Measure Level (dBµV/m) = Reading Level (dBµV) + Factor (dB/m).

Note 3: Factor (dB/m) = Cable Loss (dB) + Antenna Factor (dB/m) - Pre_Amplifier Gain (dB).

Site: WZ-AC2	Test Date: 2022-11-23
Limit: FCC_5.9G_RE(3m)	Engineer: Dick Shen
Probe: BBHA9120D_1457_1-18GHz	Polarity: Vertical
EUT: ACCESS POINT	Power: AC 120V/60Hz
Test Mode: Transmit by 802.11ax-HE40 at Channel 5835MHz	

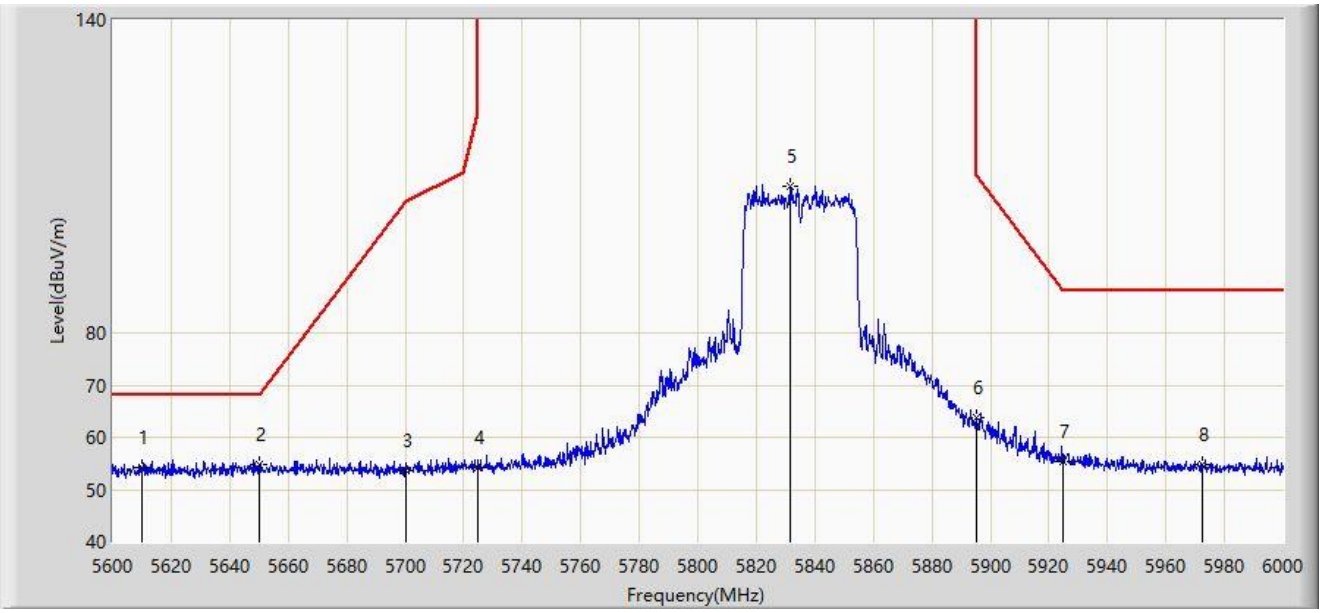

No	Mark	Frequency (MHz)	Measure Level (dBμV/m)	Reading Level (dBμV)	Margin (dB)	Limit (dBμV/m)	Factor (dB/m)	Type
1		5609.800	54.234	49.753	-13.966	68.200	4.481	PK
2	*	5650.000	54.791	49.659	-13.409	68.200	5.132	PK
3		5700.000	53.706	48.578	-51.494	105.200	5.129	PK
4		5725.000	54.243	48.767	-67.957	122.200	5.476	PK
5		5831.600	108.183	102.616	N/A	N/A	5.567	PK
6		5895.000	63.783	57.836	-46.417	110.200	5.947	PK
7		5925.000	55.279	49.262	-32.921	88.200	6.016	PK
8		5972.200	54.728	48.723	-33.472	88.200	6.006	PK

Note 1: " * ", means this data is the worst emission level.

Note 2: Measure Level (dBμV/m) = Reading Level (dBμV) + Factor (dB/m).

Note 3: Factor (dB/m) = Cable Loss (dB) + Antenna Factor (dB/m) - Pre_Amplifier Gain (dB).

Site: WZ-AC2	Test Date: 2022-11-23
Limit: FCC_5.9G_RE(3m)	Engineer: Dick Shen
Probe: BBHA9120D_1457_1-18GHz	Polarity: Horizontal
EUT: ACCESS POINT	Power: AC 120V/60Hz
Test Mode: Transmit by 802.11ax-HE40 at Channel 5875MHz	

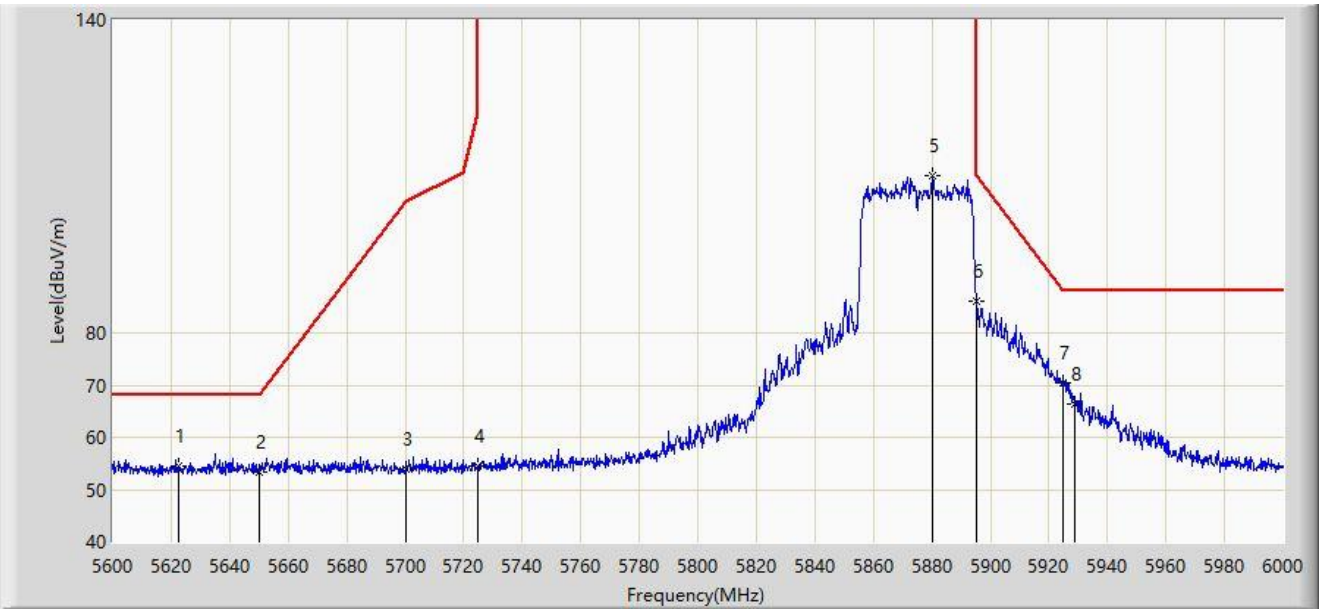

No	Mark	Frequency (MHz)	Measure Level (dBμV/m)	Reading Level (dBμV)	Margin (dB)	Limit (dBμV/m)	Factor (dB/m)	Type
1	*	5622.600	54.413	49.794	-13.787	68.200	4.619	PK
2		5650.000	53.428	48.296	-14.772	68.200	5.132	PK
3		5700.000	54.017	48.889	-51.183	105.200	5.129	PK
4		5725.000	54.361	48.885	-67.839	122.200	5.476	PK
5		5880.200	110.057	104.126	N/A	N/A	5.931	PK
6		5895.000	86.100	80.153	-24.100	110.200	5.947	PK
7		5925.000	70.443	64.426	-17.757	88.200	6.016	PK
8		5928.600	66.521	60.432	-21.679	88.200	6.090	PK

Note 1: " * ", means this data is the worst emission level.

Note 2: Measure Level (dBμV/m) = Reading Level (dBμV) + Factor (dB/m).

Note 3: Factor (dB/m) = Cable Loss (dB) + Antenna Factor (dB/m) - Pre_Amplifier Gain (dB).

Site: WZ-AC2	Test Date: 2022-11-23
Limit: FCC_5.9G_RE(3m)	Engineer: Dick Shen
Probe: BBHA9120D_1457_1-18GHz	Polarity: Vertical
EUT: ACCESS POINT	Power: AC 120V/60Hz
Test Mode: Transmit by 802.11ax-HE40 at Channel 5875MHz	

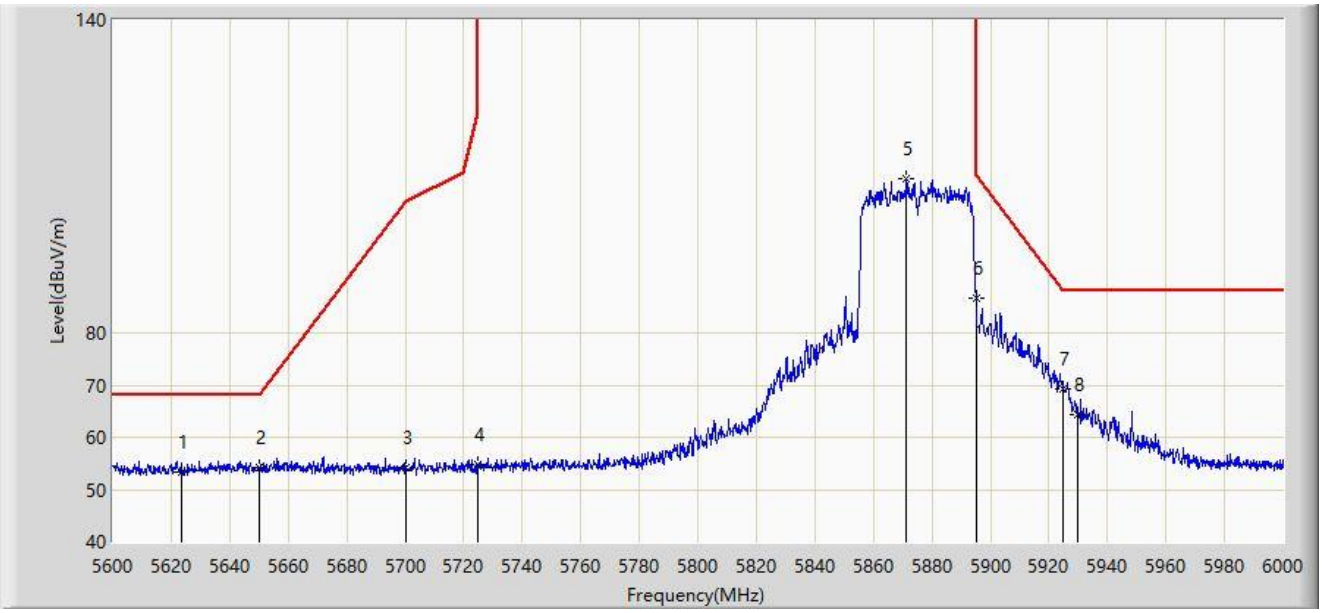

No	Mark	Frequency (MHz)	Measure Level (dBμV/m)	Reading Level (dBμV)	Margin (dB)	Limit (dBμV/m)	Factor (dB/m)	Type
1		5623.800	53.443	48.808	-14.757	68.200	4.636	PK
2	*	5650.000	54.143	49.011	-14.057	68.200	5.132	PK
3		5700.000	54.288	49.160	-50.912	105.200	5.129	PK
4		5725.000	54.805	49.329	-67.395	122.200	5.476	PK
5		5871.400	109.606	103.704	N/A	N/A	5.902	PK
6		5895.000	86.570	80.623	-23.630	110.200	5.947	PK
7		5925.000	69.386	63.369	-18.814	88.200	6.016	PK
8		5930.000	64.485	58.367	-23.715	88.200	6.117	PK

Note 1: " * ", means this data is the worst emission level.

Note 2: Measure Level (dBμV/m) = Reading Level (dBμV) + Factor (dB/m).

Note 3: Factor (dB/m) = Cable Loss (dB) + Antenna Factor (dB/m) - Pre_Amplifier Gain (dB).

Site: WZ-AC2	Test Date: 2022-11-23
Limit: FCC_5.9G_RE(3m)	Engineer: Dick Shen
Probe: BBHA9120D_1457_1-18GHz	Polarity: Horizontal
EUT: ACCESS POINT	Power: AC 120V/60Hz
Test Mode: Transmit by 802.11ax-HE80 at Channel 5855MHz	

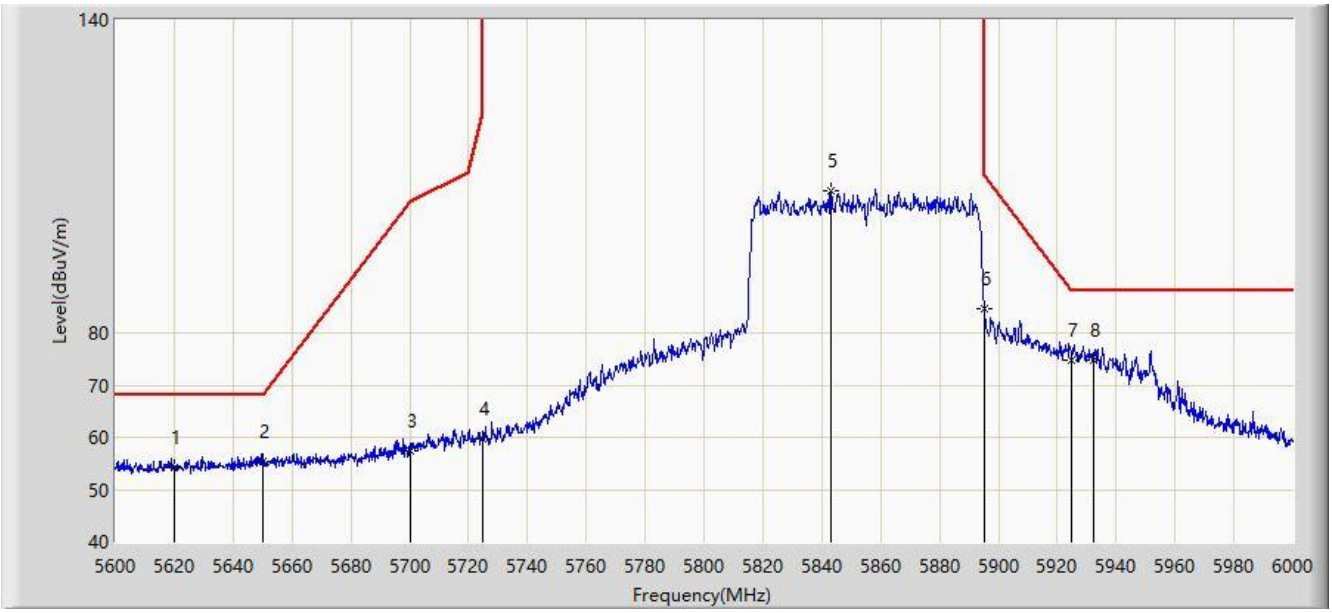

No	Mark	Frequency (MHz)	Measure Level (dBμV/m)	Reading Level (dBμV)	Margin (dB)	Limit (dBμV/m)	Factor (dB/m)	Type
1		5620.200	54.313	49.727	-13.887	68.200	4.587	PK
2	*	5650.000	55.358	50.226	-12.842	68.200	5.132	PK
3		5700.000	57.253	52.125	-47.947	105.200	5.129	PK
4		5725.000	59.765	54.289	-62.435	122.200	5.476	PK
5		5843.000	107.250	101.630	N/A	N/A	5.619	PK
6		5895.000	84.606	78.659	-25.594	110.200	5.947	PK
7		5925.000	74.865	68.848	-13.335	88.200	6.016	PK
8		5932.200	74.764	68.668	-13.436	88.200	6.096	PK

Note 1: " * ", means this data is the worst emission level.

Note 2: Measure Level (dBμV/m) = Reading Level (dBμV) + Factor (dB/m).

Note 3: Factor (dB/m) = Cable Loss (dB) + Antenna Factor (dB/m) - Pre_Amplifier Gain (dB).

Site: WZ-AC2	Test Date: 2022-11-23
Limit: FCC_5.9G_RE(3m)	Engineer: Dick Shen
Probe: BBHA9120D_1457_1-18GHz	Polarity: Vertical
EUT: ACCESS POINT	Power: AC 120V/60Hz
Test Mode: Transmit by 802.11ax-HE80 at Channel 5855MHz	

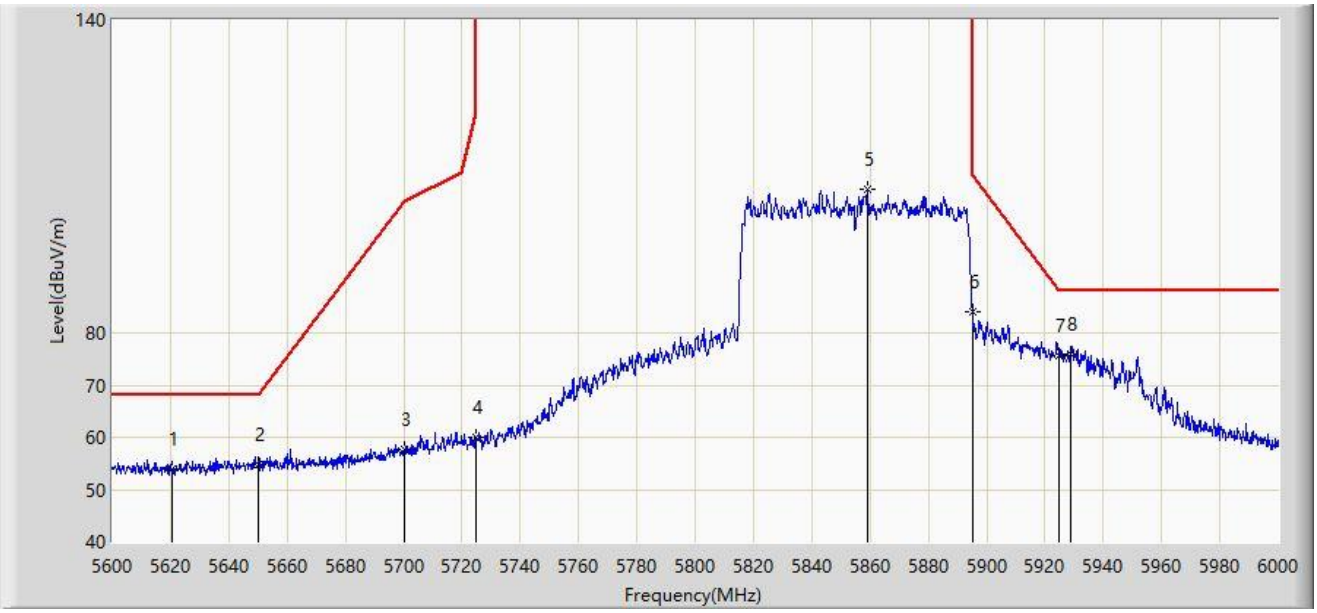

No	Mark	Frequency (MHz)	Measure Level (dBμV/m)	Reading Level (dBμV)	Margin (dB)	Limit (dBμV/m)	Factor (dB/m)	Type
1		5620.600	54.038	49.446	-14.162	68.200	4.591	PK
2		5650.000	54.914	49.782	-13.286	68.200	5.132	PK
3		5700.000	57.728	52.600	-47.472	105.200	5.129	PK
4		5725.000	59.907	54.431	-62.293	122.200	5.476	PK
5		5859.000	107.442	101.589	N/A	N/A	5.853	PK
6		5895.000	84.192	78.245	-26.008	110.200	5.947	PK
7		5925.000	75.631	69.614	-12.569	88.200	6.016	PK
8	*	5928.800	75.897	69.804	-12.303	88.200	6.093	PK

Note 1: " * ", means this data is the worst emission level.

Note 2: Measure Level (dBμV/m) = Reading Level (dBμV) + Factor (dB/m).

Note 3: Factor (dB/m) = Cable Loss (dB) + Antenna Factor (dB/m) - Pre_Amplifier Gain (dB).

A.9 AC Conducted Emissions Test Result

Site: WZ-SR2	Test Date: 2022-11-24
Limit: FCC_Part15.207_CE_AC Power	Engineer: Bob Zhang
Probe: ENV216_101683_Filter Off_E	Polarity: Line
EUT: ACCESS POINT	Power: AC 120V/60Hz
Test Mode: Transmit by 802.11ax-HE20 at Channel 5865MHz	

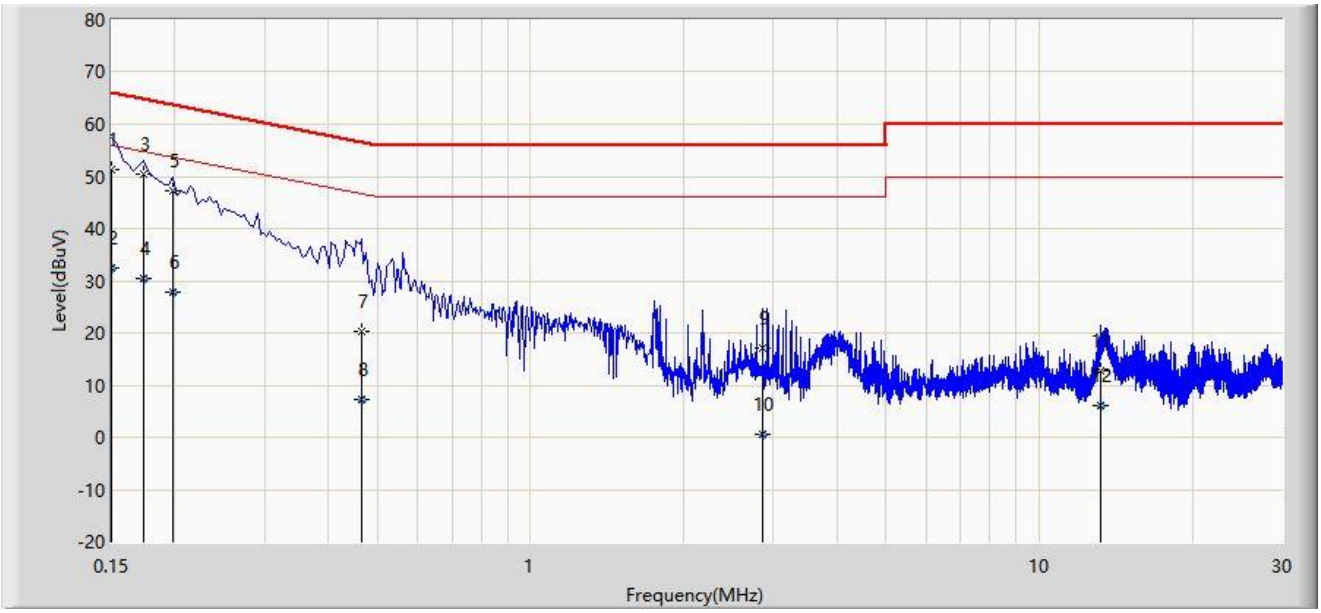

No	Mark	Frequency (MHz)	Measure Level (dBμV)	Reading Level (dBμV)	Margin (dB)	Limit (dBμV)	Factor (dB)	Type
1		0.150	51.335	41.457	-14.665	66.000	9.878	QP
2		0.150	32.442	22.564	-23.558	56.000	9.878	AV
3	*	0.174	50.348	40.468	-14.420	64.767	9.880	QP
4		0.174	30.299	20.419	-24.469	54.767	9.880	AV
5		0.198	47.169	37.287	-16.525	63.694	9.881	QP
6		0.198	27.691	17.810	-26.003	53.694	9.881	AV
7		0.466	20.388	10.446	-36.197	56.585	9.941	QP
8		0.466	7.127	-2.815	-39.458	46.585	9.941	AV
9		2.854	17.176	7.014	-38.824	56.000	10.162	QP
10		2.854	0.594	-9.569	-45.406	46.000	10.162	AV
11		13.234	12.637	1.571	-47.363	60.000	11.066	QP
12		13.234	5.987	-5.079	-44.013	50.000	11.066	AV

Note 1: " * ", means this data is the worst emission level.

Note 2: Measure Level (dBμV) = Reading Level (dBμV) + Factor (dB).

Note 3: Factor (dB) = Cable Loss (dB) + LISN Factor (dB).

Site: WZ-SR2	Test Date: 2022-11-24
Limit: FCC_Part15.207_CE_AC Power	Engineer: Bob Zhang
Probe: ENV216_101683_Filter Off_E	Polarity: Neutral
EUT: ACCESS POINT	Power: AC 120V/60Hz
Test Mode: Transmit by 802.11ax-HE20 at Channel 5865MHz	

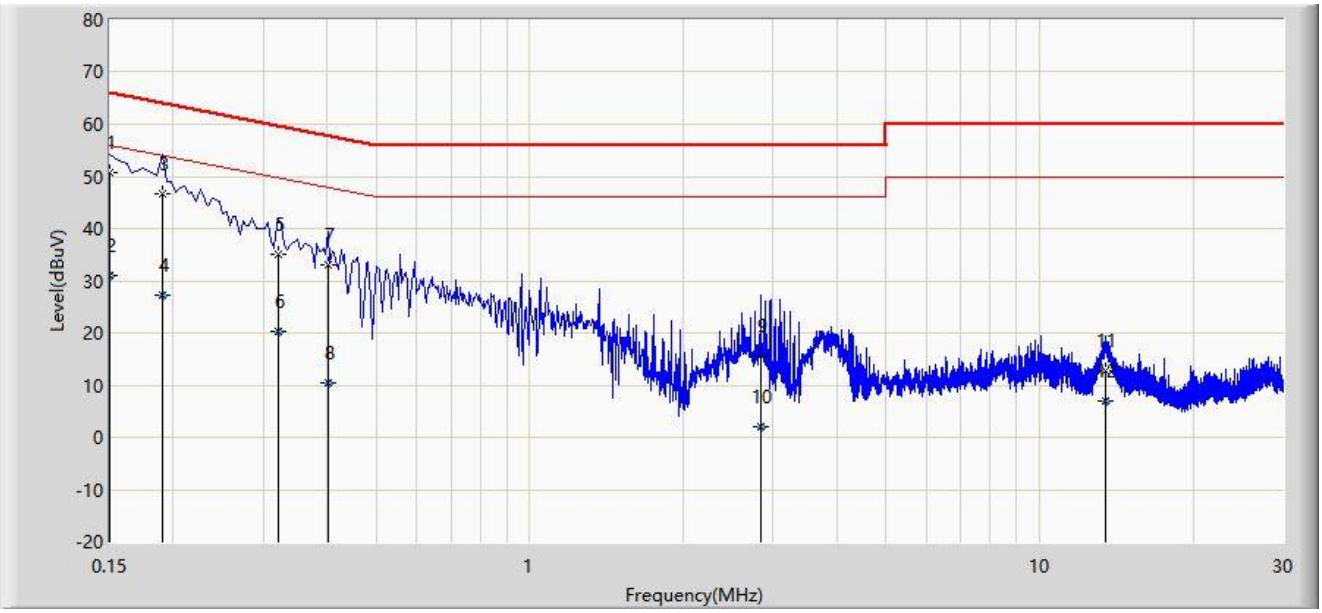

No	Mark	Frequency (MHz)	Measure Level (dBμV)	Reading Level (dBμV)	Margin (dB)	Limit (dBμV)	Factor (dB)	Type
1	*	0.150	50.705	40.805	-15.295	66.000	9.900	QP
2		0.150	30.971	21.071	-25.029	56.000	9.900	AV
3		0.190	46.635	36.726	-17.402	64.037	9.908	QP
4		0.190	27.223	17.315	-26.814	54.037	9.908	AV
5		0.322	35.121	25.190	-24.534	59.655	9.930	QP
6		0.322	20.228	10.298	-29.427	49.655	9.930	AV
7		0.402	33.122	23.179	-24.690	57.812	9.943	QP
8		0.402	10.352	0.409	-37.460	47.812	9.943	AV
9		2.838	15.768	5.583	-40.232	56.000	10.185	QP
10		2.838	2.120	-8.065	-43.880	46.000	10.185	AV
11		13.478	12.743	1.647	-47.257	60.000	11.096	QP
12		13.478	6.842	-4.254	-43.158	50.000	11.096	AV

Note 1: " * ", means this data is the worst emission level.

Note 2: Measure Level (dBμV) = Reading Level (dBμV) + Factor (dB).

Note 3: Factor (dB) = Cable Loss (dB) + LISN Factor (dB).

Appendix B – Test Setup Photograph

Refer to “Test Setup Photo” file.

Appendix C – EUT Photograph

Refer to “EUT Photo” file.

The End