802.11n-HT20 Out-of-Band Emissions - Ant 1

Channel 01 (2412MHz)

100kHz PSD reference Level

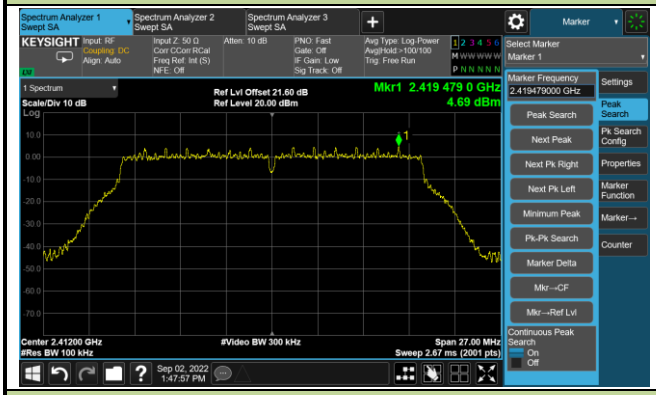

Low Band Edge

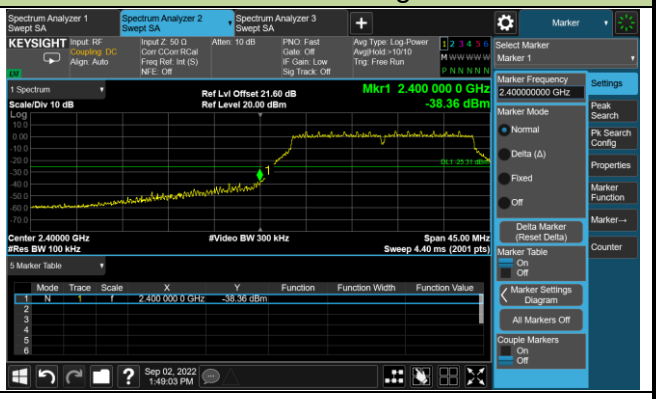

Spurious Emission

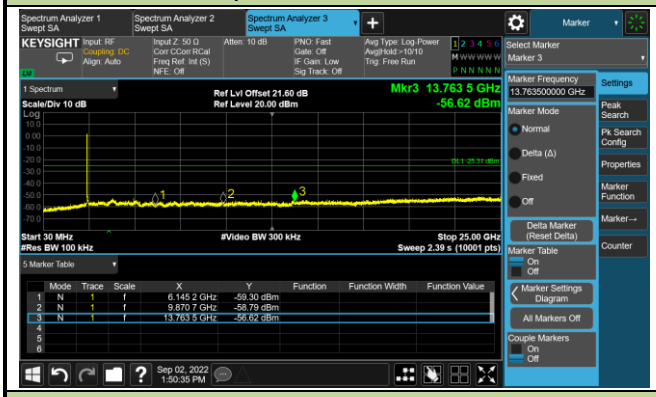

Channel 06 (2437MHz)

100kHz PSD reference Level

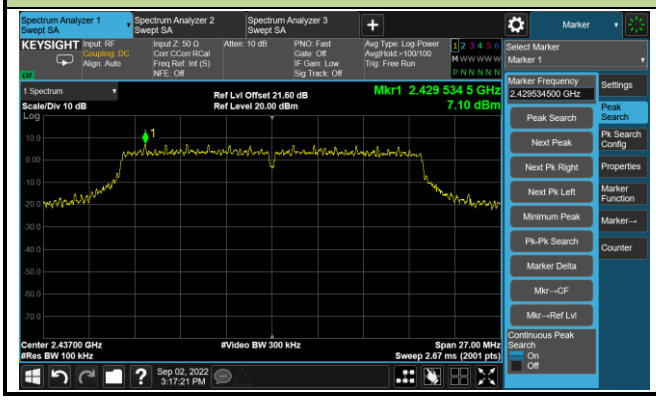

Spurious Emission

Channel 11 (2462MHz)	
100kHz PSD reference Level	High Band Edge
Spurious Emission	
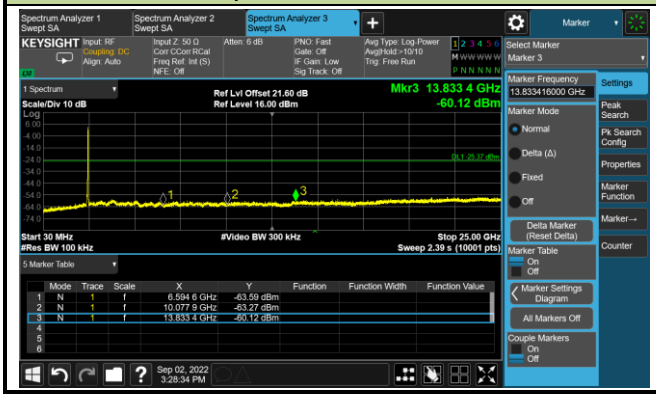	

802.11n-HT40 Out-of-Band Emissions - Ant 1

Channel 03 (2422MHz)

100kHz PSD reference Level

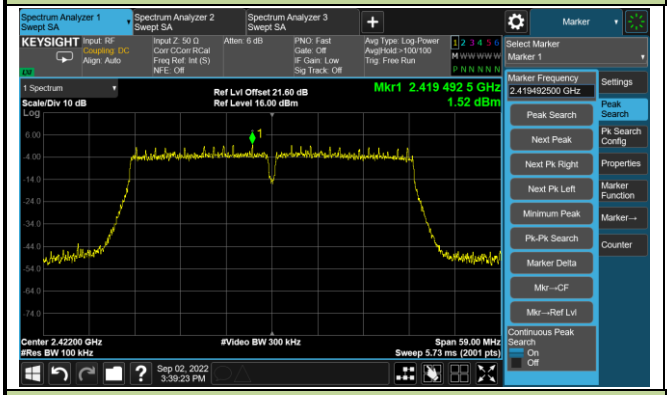

Low Band Edge

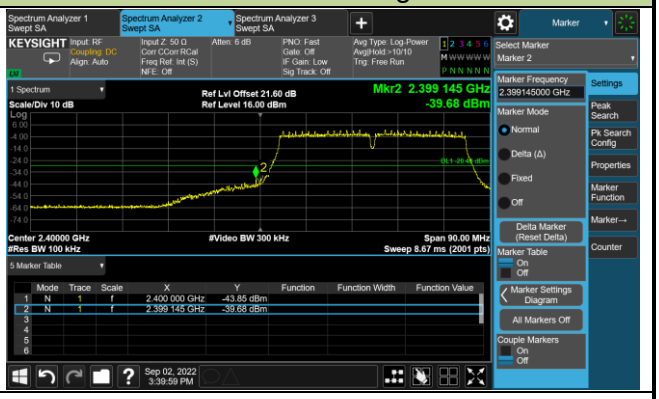

Spurious Emission

Channel 06 (2437MHz)

100kHz PSD reference Level

Spurious Emission

Channel 09 (2452MHz)	
100kHz PSD reference Level	High Band Edge
	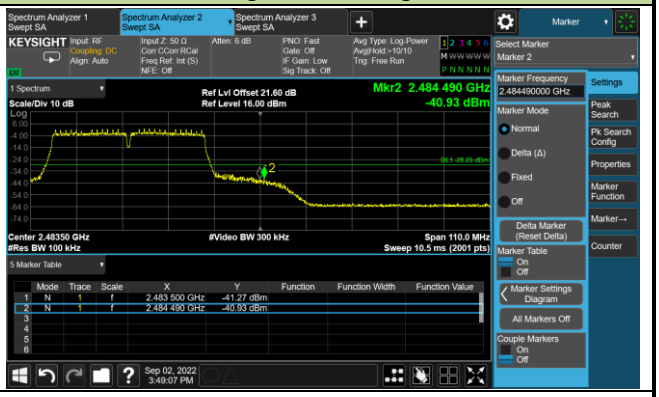
Spurious Emission	
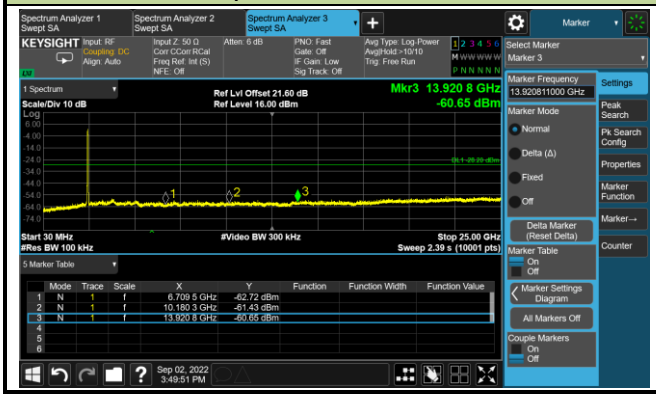	

802.11ax-HE20 Out-of-Band Emissions - Ant 1

Channel 01 (2412MHz)

100kHz PSD reference Level

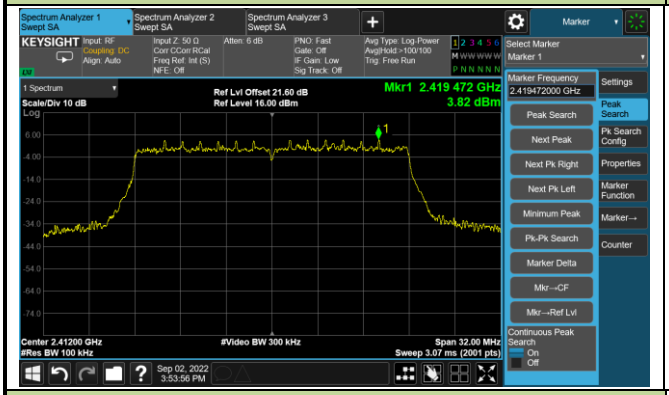

Low Band Edge

Spurious Emission

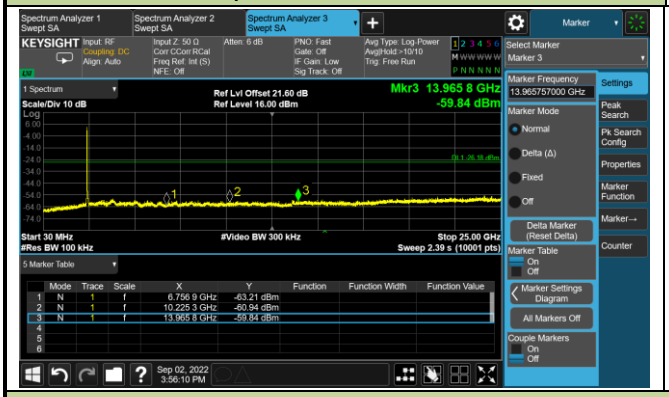

Channel 06 (2437MHz)

100kHz PSD reference Level

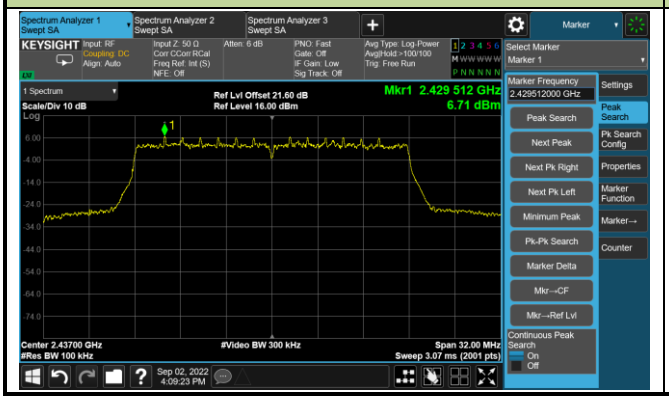

Spurious Emission

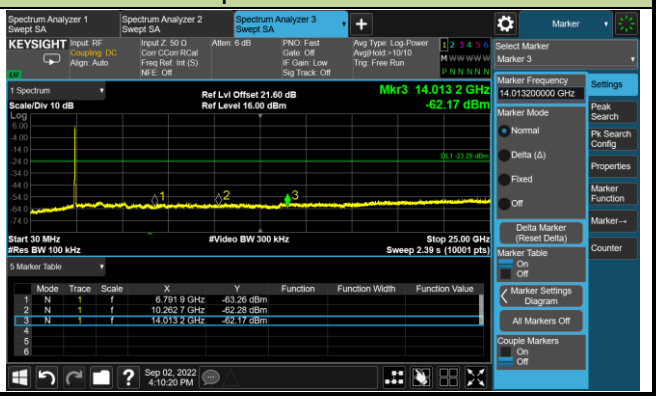

Channel 11 (2462MHz)	
100kHz PSD reference Level	High Band Edge
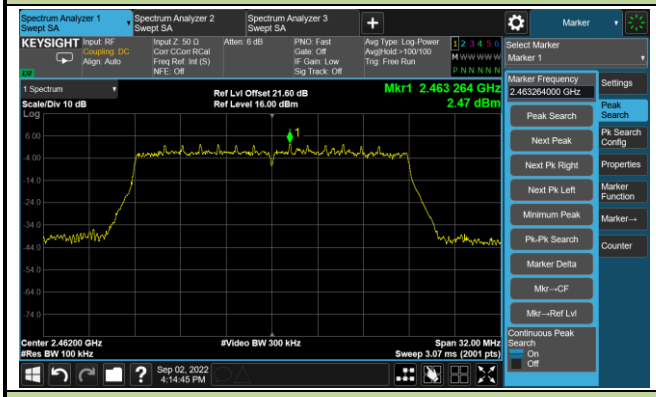	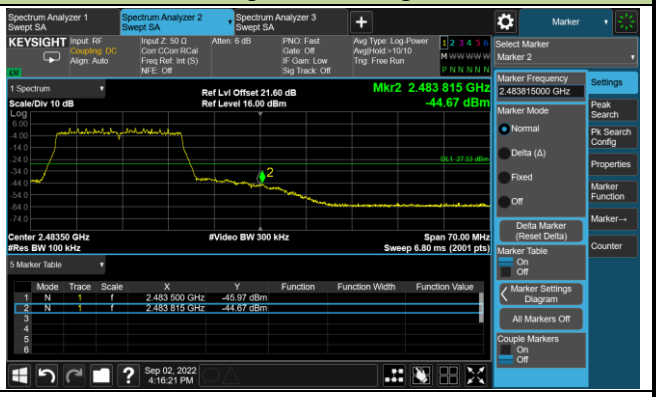
Spurious Emission	
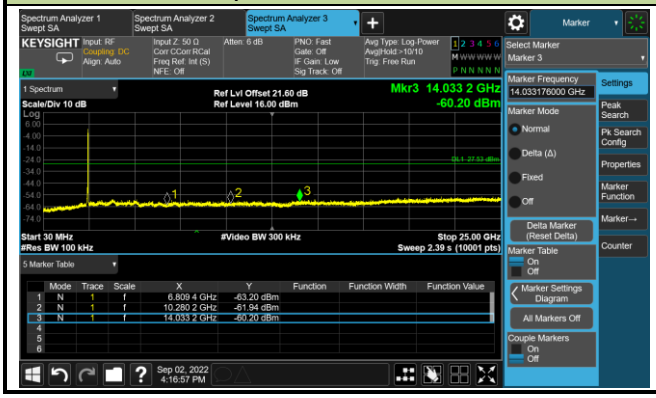	

802.11ax-HE40 Out-of-Band Emissions - Ant 1

Channel 03 (2422MHz)

100kHz PSD reference Level

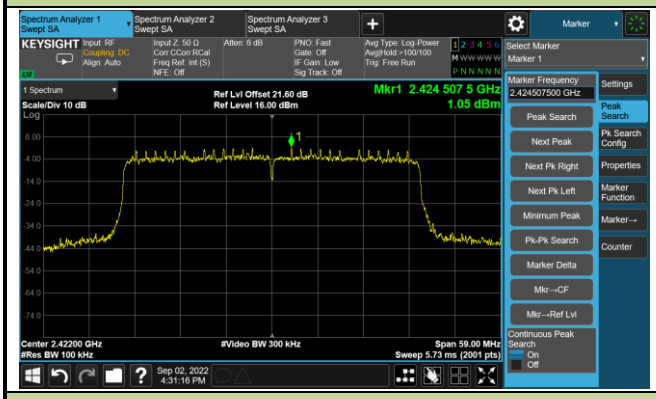

Low Band Edge

Spurious Emission

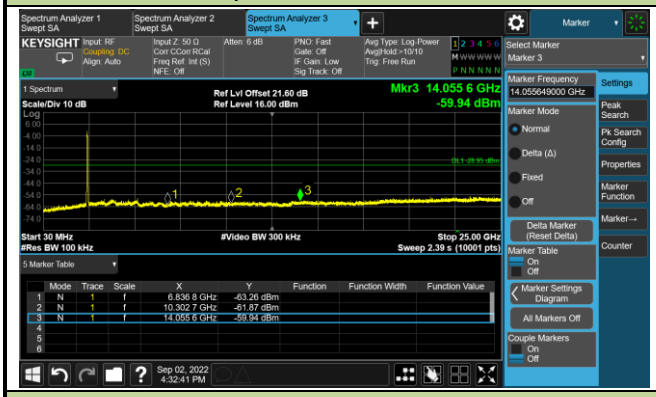

Channel 06 (2437MHz)

100kHz PSD reference Level

Spurious Emission

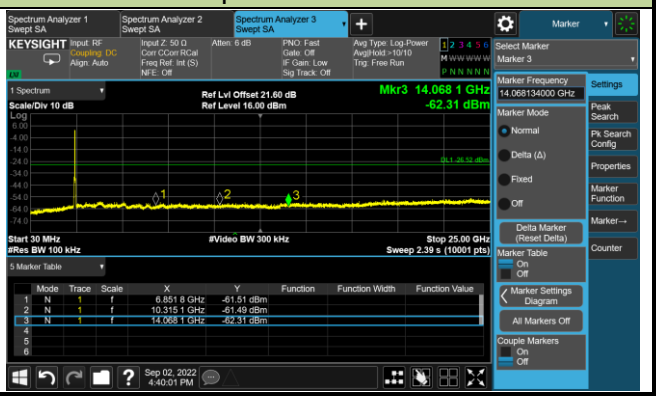

Channel 09 (2452MHz)	
100kHz PSD reference Level	High Band Edge
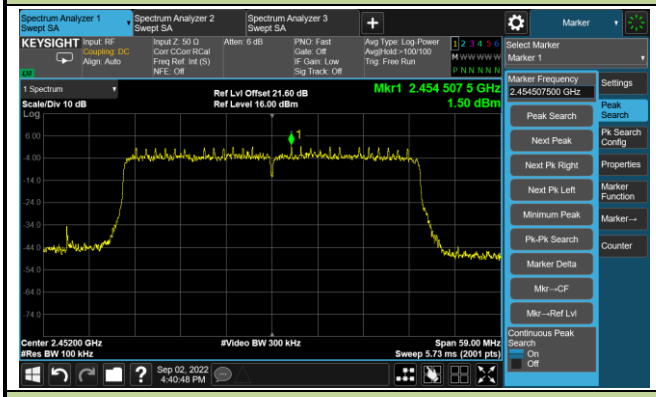	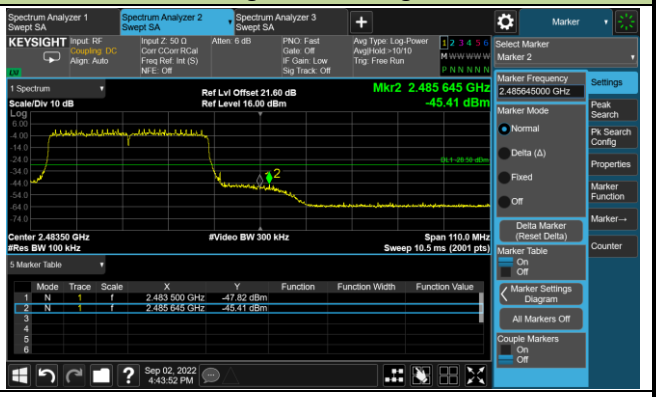
Spurious Emission	
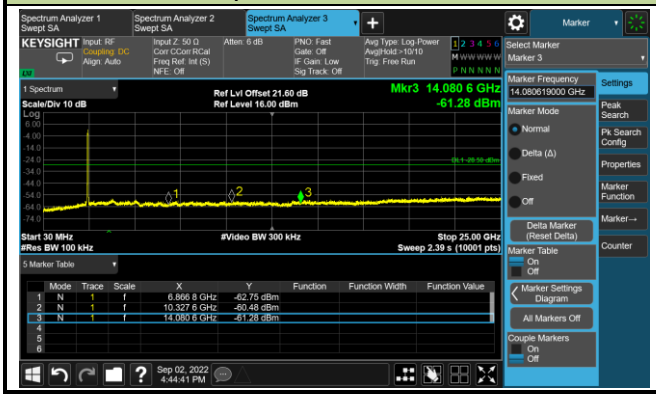	

7.6. Radiated Spurious Emission Measurement

7.6.1.Test Limit

All out of band emissions appearing in a restricted band as specified in Section 15.205 of the Title 47CFR must not exceed the limits shown in Table per Section 15.209.

FCC Part 15 Subpart C Paragraph 15.209		
Frequency [MHz]	Field Strength [Uv/m]	Measured Distance [Meters]
0.009 - 0.490	2400/F (kHz)	300
0.490 - 1.705	24000/F (kHz)	30
1.705 - 30	30	30
30 - 88	100	3
88 - 216	150	3
216 - 960	200	3
Above 960	500	3

7.6.2.Test Procedure Used

ANSI C63.10 Section 6.3 (General Requirements)

ANSI C63.10 Section 6.4 (Standard test method below 30MHz)

ANSI C63.10 Section 6.5 (Standard test method above 30MHz to 1GHz)

ANSI C63.10 Section 6.6 (Standard test method above 1GHz)

7.6.3.Test Setting

Table 1 - RBW as a function of frequency

Frequency	RBW
9 ~ 150 kHz	200 ~ 300 Hz
0.15 ~ 30 MHz	9 ~ 10 kHz
30 ~ 1000 MHz	100 ~ 120 kHz
> 1000MHz	1MHz

Quasi-Peak Measurements below 1GHz

1. Analyzer center frequency was set to the frequency of the radiated spurious emission of interest

2. Span was set greater than 1MHz

3. RBW = as specified in Table 1

4. Detector = CISPR quasi-peak

5. Sweep time = auto couple

6. Trace was allowed to stabilize

Peak Measurements above 1GHz

1. Analyzer center frequency was set to the frequency of the radiated spurious emission of interest

2. RBW = 1MHz

3. VBW = 3MHz

4. Detector = peak

5. Sweep time = auto couple

6. Trace mode = max hold

7. Trace was allowed to stabilize

Average Measurements above 1GHz (Method VB)

1. Analyzer center frequency was set to the frequency of the radiated spurious emission of interest

2. RBW = 1MHz

3. VBW; If the EUT is configured to transmit with duty cycle ≥ 98%, set VBW = 10 Hz.

If the EUT duty cycle is < 98%, set VBW ≥ 1/T. T is the minimum transmission duration.

802.11b	82 Hz	802.11n-HT20	510 Hz	802.11ax-HE20	680 Hz
802.11g	470 Hz	802.11n-HT40	1.1 kHz	802.11ax-HE20	1.3 kHz

4. Detector = Peak

5. Sweep time = auto

6. Trace mode = max hold

7. Trace was allowed to stabilize

7.6.4.Test Setup

Below 1GHz Test Setup:

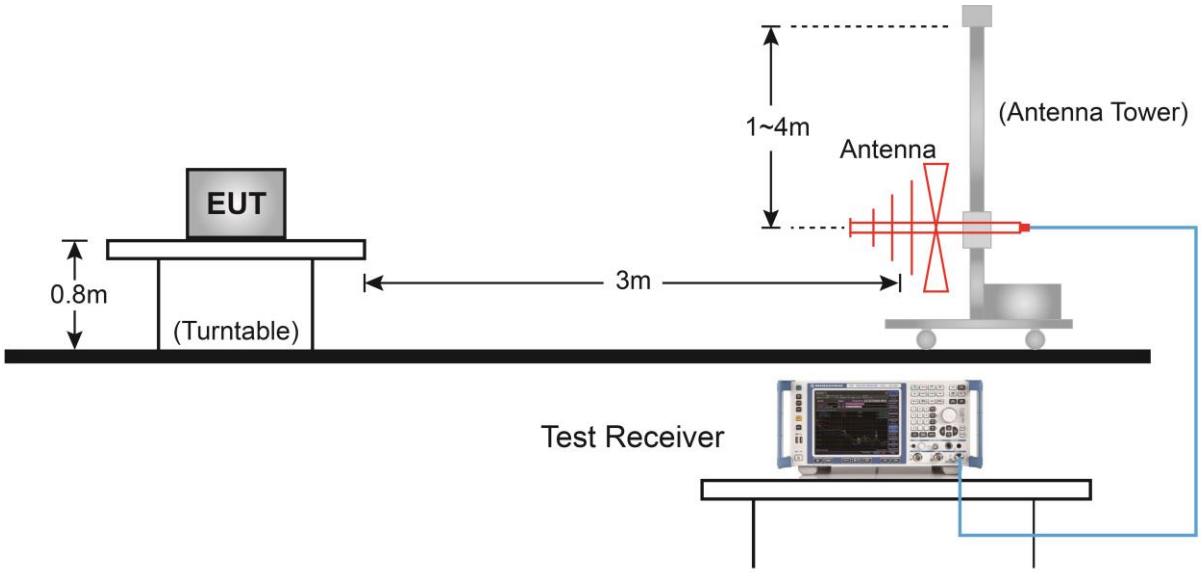

Above 1GHz Test Setup:

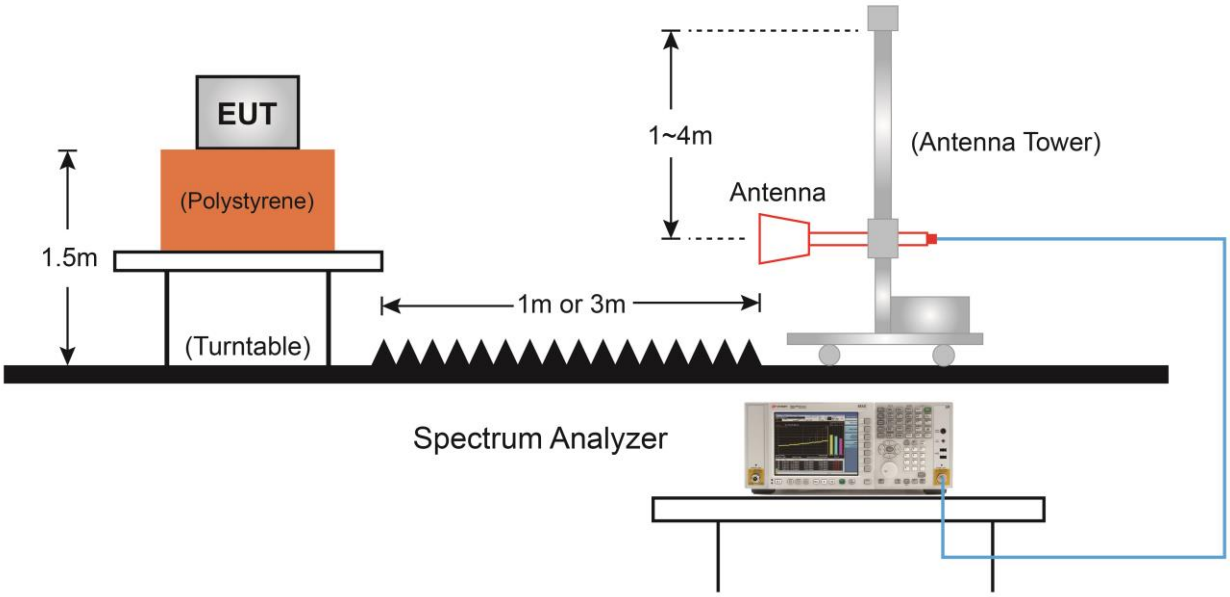

7.6.5.Test Result

EUT	ACCESS POINT	Date of Test	2022-09-06
Factor	BBHA 9120D (1GHz~18GHz)_2022	Temp. / Humidity	25.1°C/48.8%
Polarity	Horizontal	Site / Test Engineer	AC1 / Jay Chu
Test Mode	Transmit by 802.11b at 2412MHz	Test Voltage	120V/60Hz

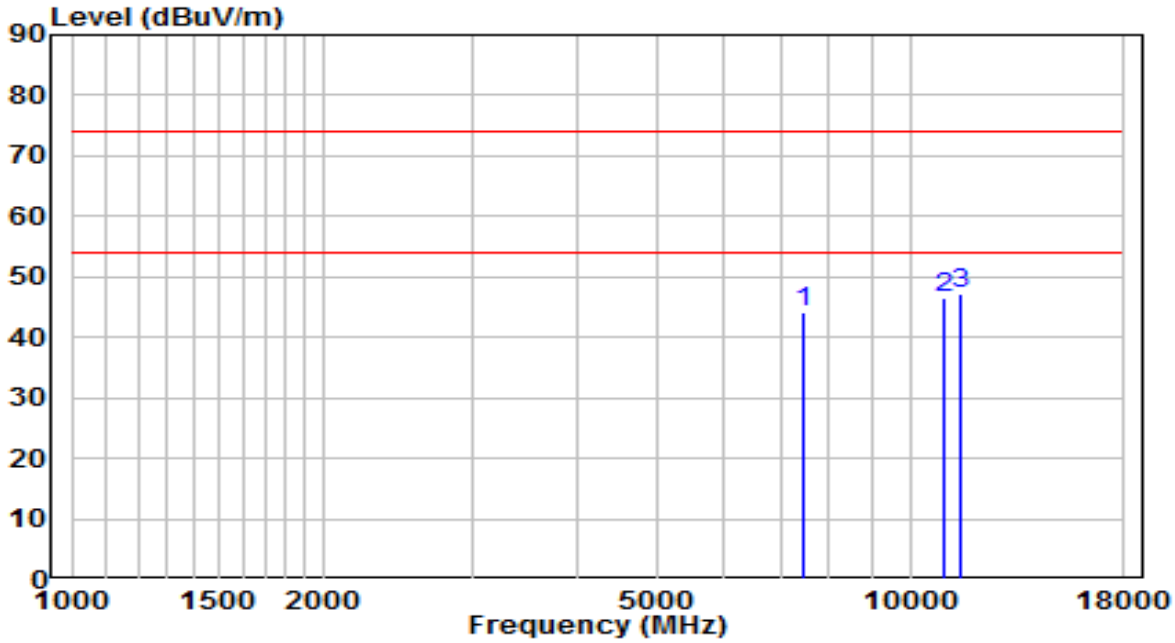

No		Frequency (MHz)	Reading (dBμV)	C.F (dB/m)	Measurement (dBμV/m)	Margin (dB)	Limit (dBμV/m)	Remark (QP/PK/AV)
1		7477.000	31.50	12.80	44.30	-29.70	74.00	Peak
2		10979.000	27.65	19.01	46.66	-27.34	74.00	Peak
3	*	11497.500	27.08	20.04	47.12	-26.88	74.00	Peak

Note:

1. " *", means this data is the worst emission level.
2. C.F (Correction Factor) = Antenna Factor (dB/m) + Cable Loss (dB) – Preamplifier (dB).
3. Measurement (dBμV/m) = Reading (dBμV) + C.F (Correction Factor).
4. Average measurements were not performed when peak levels lower than the average limits.

EUT	ACCESS POINT	Date of Test	2022-09-06
Factor	BBHA 9120D (1GHz~18GHz)_2022	Temp. / Humidity	25.1°C/48.8%
Polarity	Vertical	Site / Test Engineer	AC1 / Jay Chu
Test Mode	Transmit by 802.11b at 2412MHz	Test Voltage	120V/60Hz

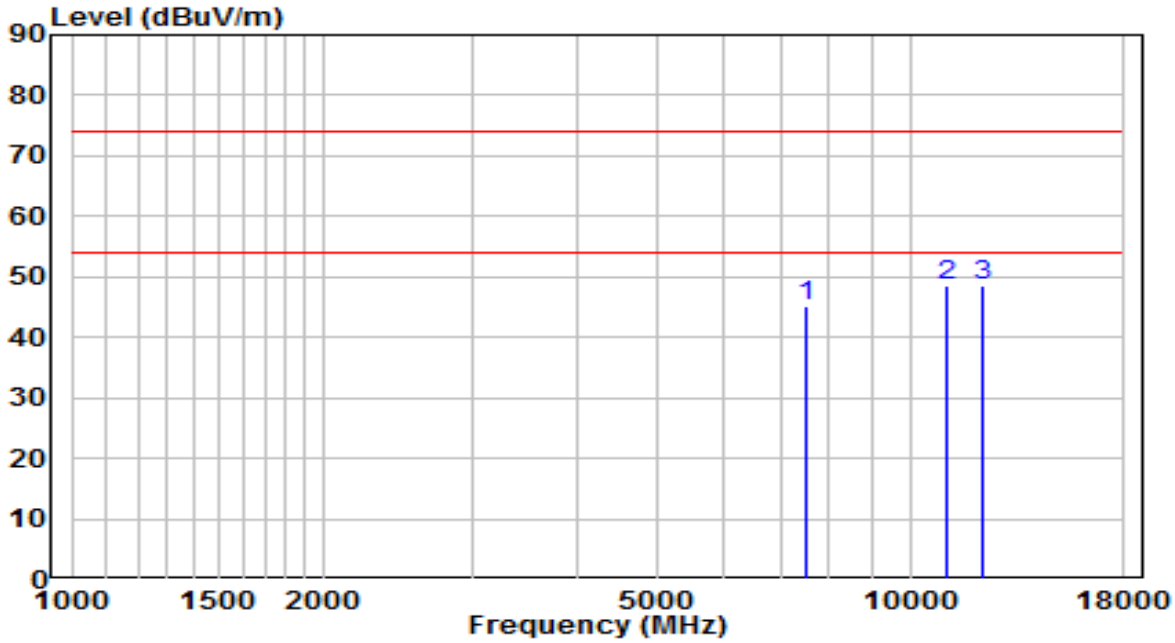

No		Frequency (MHz)	Reading (dBμV)	C.F (dB/m)	Measurement (dBμV/m)	Margin (dB)	Limit (dBμV/m)	Remark (QP/PK/AV)
1		7519.500	32.14	12.91	45.05	-28.95	74.00	Peak
2		11081.000	29.26	19.20	48.45	-25.55	74.00	Peak
3	*	12228.500	29.91	18.76	48.67	-25.33	74.00	Peak

Note:

1. " *", means this data is the worst emission level.
2. C.F (Correction Factor) = Antenna Factor (dB/m) + Cable Loss (dB) – Preamplifier (dB).
3. Measurement (dBμV/m) = Reading (dBμV) + C.F (Correction Factor).
4. Average measurements were not performed when peak levels lower than the average limits.

EUT	ACCESS POINT	Date of Test	2022-09-06
Factor	BBHA 9120D (1GHz~18GHz)_2022	Temp. / Humidity	25.1°C/48.8%
Polarity	Horizontal	Site / Test Engineer	AC1 / Jay Chu
Test Mode	Transmit by 802.11b at 2437MHz	Test Voltage	120V/60Hz

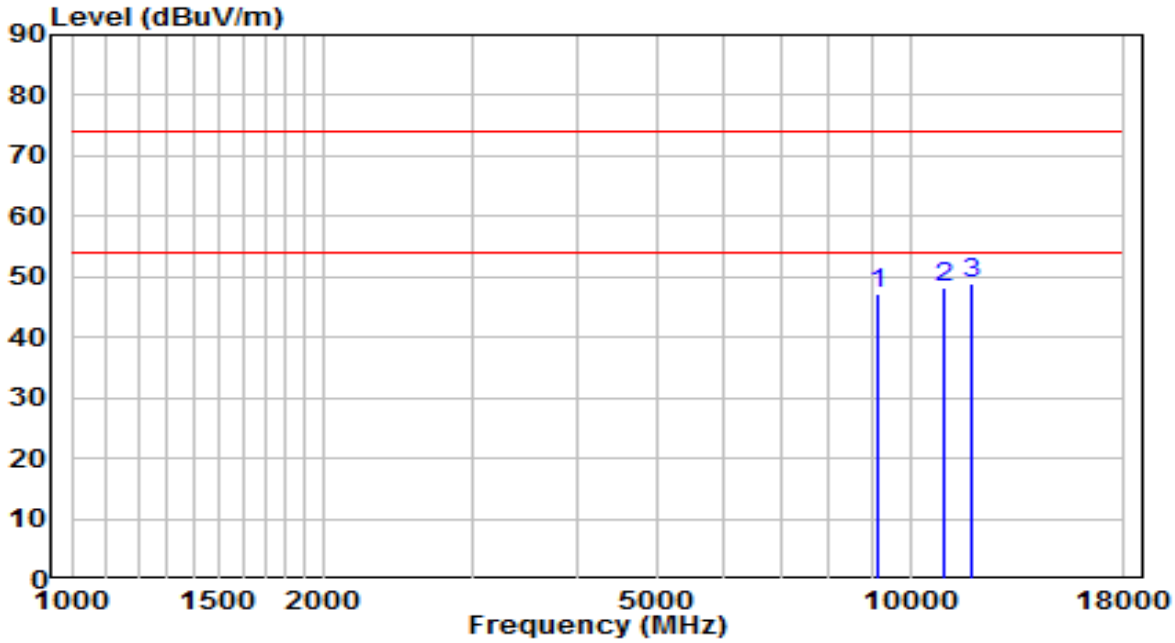

No		Frequency (MHz)	Reading (dBμV)	C.F (dB/m)	Measurement (dBμV/m)	Margin (dB)	Limit (dBμV/m)	Remark (QP/PK/AV)
1		9126.000	32.10	14.99	47.09	-26.91	74.00	Peak
2		10996.000	29.12	19.03	48.15	-25.85	74.00	Peak
3	*	11863.000	29.49	19.27	48.76	-25.24	74.00	Peak

Note:

1. " *", means this data is the worst emission level.
2. C.F (Correction Factor) = Antenna Factor (dB/m) + Cable Loss (dB) – Preamplifier (dB).
3. Measurement (dBμV/m) = Reading (dBμV) + C.F (Correction Factor).
4. Average measurements were not performed when peak levels lower than the average limits.

EUT	ACCESS POINT	Date of Test	2022-09-06
Factor	BBHA 9120D (1GHz~18GHz)_2022	Temp. / Humidity	25.1°C/48.8%
Polarity	Vertical	Site / Test Engineer	AC1 / Jay Chu
Test Mode	Transmit by 802.11b at 2437MHz	Test Voltage	120V/60Hz

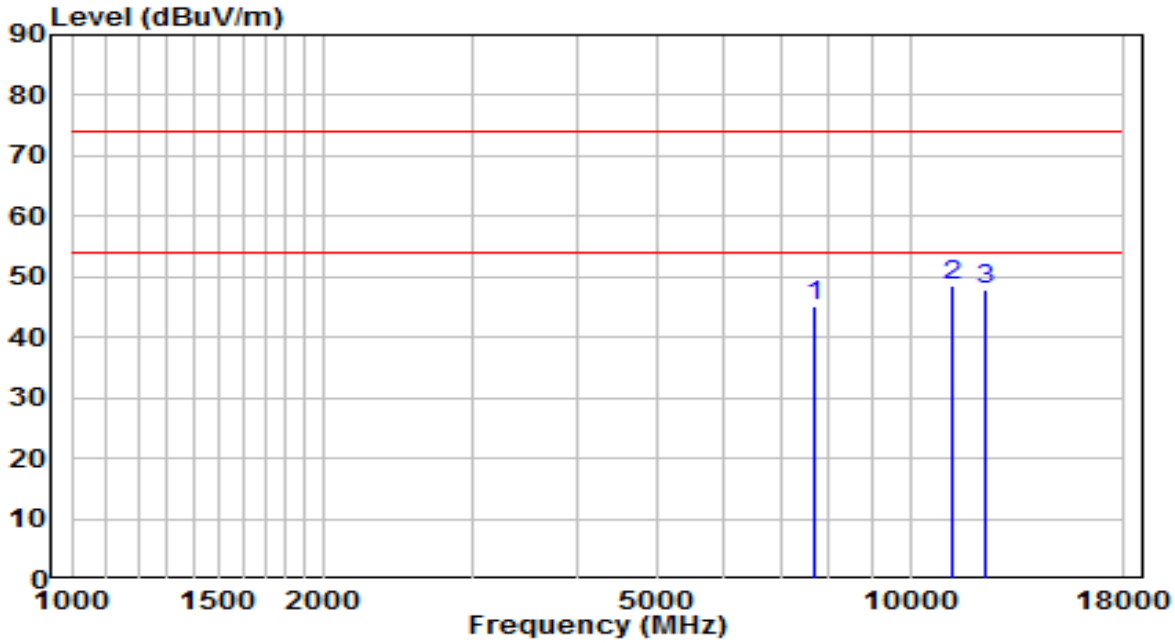

No		Frequency (MHz)	Reading (dBμV)	C.F (dB/m)	Measurement (dBμV/m)	Margin (dB)	Limit (dBμV/m)	Remark (QP/PK/AV)
1		7681.000	32.23	13.07	45.30	-28.70	74.00	Peak
2	*	11259.500	28.94	19.56	48.50	-25.50	74.00	Peak
3		12296.500	29.19	18.69	47.88	-26.12	74.00	Peak

Note:

1. " *", means this data is the worst emission level.
2. C.F (Correction Factor) = Antenna Factor (dB/m) + Cable Loss (dB) – Preamplifier (dB).
3. Measurement (dBμV/m) = Reading (dBμV) + C.F (Correction Factor).
4. Average measurements were not performed when peak levels lower than the average limits.

EUT	ACCESS POINT	Date of Test	2022-09-06
Factor	BBHA 9120D (1GHz~18GHz)_2022	Temp. / Humidity	25.1°C/48.8%
Polarity	Horizontal	Site / Test Engineer	AC1 / Jay Chu
Test Mode	Transmit by 802.11b at 2462MHz	Test Voltage	120V/60Hz

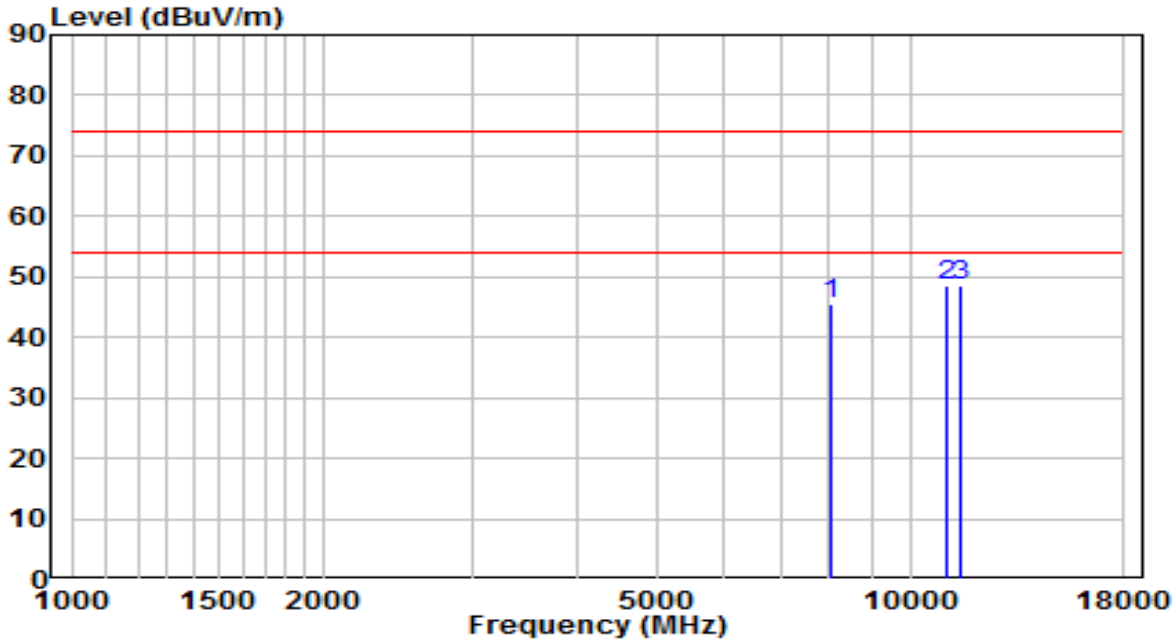

No		Frequency (MHz)	Reading (dBμV)	C.F (dB/m)	Measurement (dBμV/m)	Margin (dB)	Limit (dBμV/m)	Remark (QP/PK/AV)
1		8072.000	31.94	13.42	45.36	-28.64	74.00	Peak
2		11055.500	29.46	19.14	48.61	-25.39	74.00	Peak
3	*	11497.500	28.61	20.04	48.65	-25.35	74.00	

Note:

1. " *", means this data is the worst emission level.
2. C.F (Correction Factor) = Antenna Factor (dB/m) + Cable Loss (dB) – Preamplifier (dB).
3. Measurement (dBμV/m) = Reading (dBμV) + C.F (Correction Factor).
4. Average measurements were not performed when peak levels lower than the average limits.

EUT	ACCESS POINT	Date of Test	2022-09-06
Factor	BBHA 9120D (1GHz~18GHz)_2022	Temp. / Humidity	25.1°C/48.8%
Polarity	Vertical	Site / Test Engineer	AC1 / Jay Chu
Test Mode	Transmit by 802.11b at 2462MHz	Test Voltage	120V/60Hz

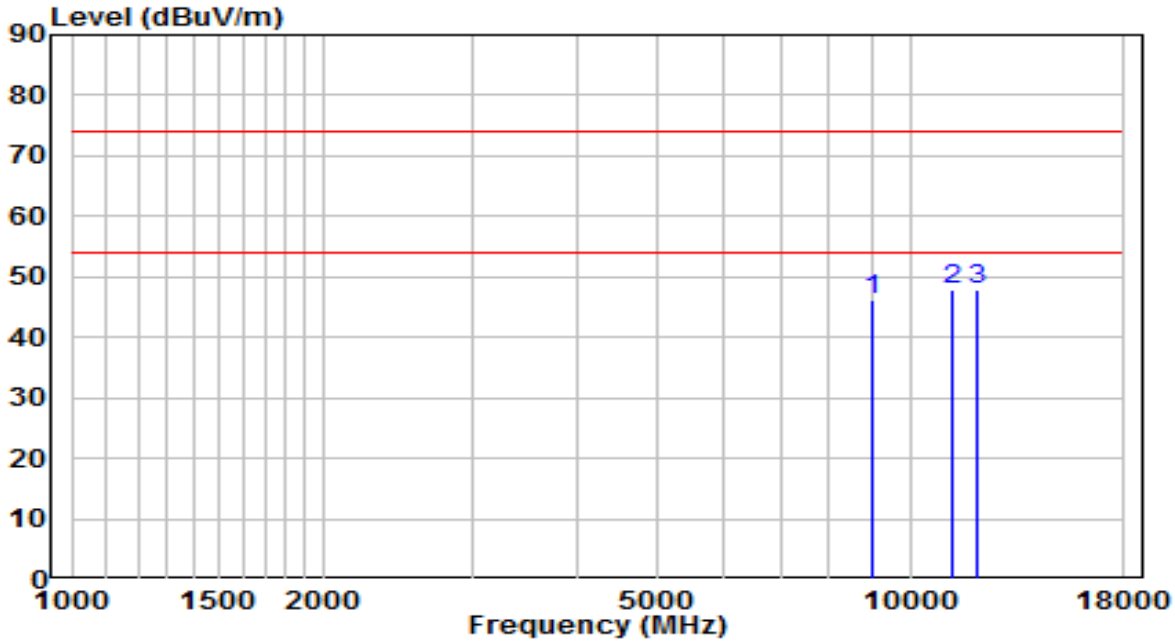

No		Frequency (MHz)	Reading (dBμV)	C.F (dB/m)	Measurement (dBμV/m)	Margin (dB)	Limit (dBμV/m)	Remark (QP/PK/AV)
1		9024.000	31.37	14.85	46.22	-27.78	74.00	Peak
2	*	11191.500	28.55	19.42	47.97	-26.03	74.00	Peak
3		12033.000	28.85	18.94	47.79	-26.21	74.00	Peak

Note:

1. " *", means this data is the worst emission level.
2. C.F (Correction Factor) = Antenna Factor (dB/m) + Cable Loss (dB) – Preamplifier (dB).
3. Measurement (dBμV/m) = Reading (dBμV) + C.F (Correction Factor).
4. Average measurements were not performed when peak levels lower than the average limits.

EUT	ACCESS POINT	Date of Test	2022-09-06
Factor	BBHA 9120D (1GHz~18GHz)_2022	Temp. / Humidity	25.1°C/48.8%
Polarity	Horizontal	Site / Test Engineer	AC1 / Jay Chu
Test Mode	Transmit by 802.11g at 2412MHz	Test Voltage	120V/60Hz

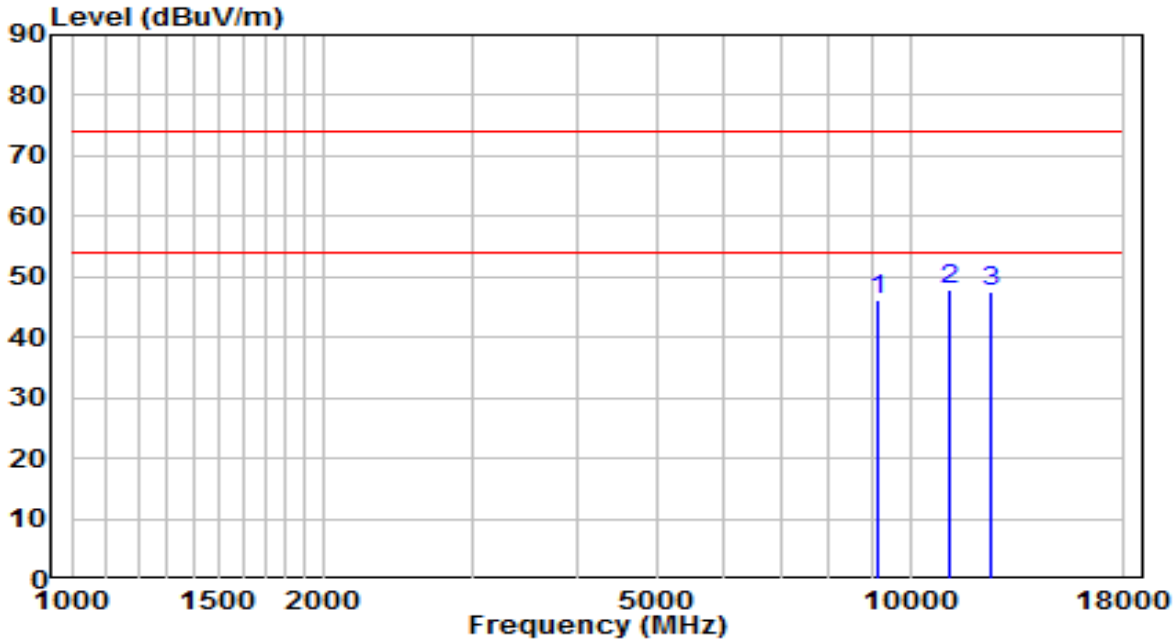

No		Frequency (MHz)	Reading (dBμV)	C.F (dB/m)	Measurement (dBμV/m)	Margin (dB)	Limit (dBμV/m)	Remark (QP/PK/AV)
1		9134.500	31.25	15.00	46.25	-27.75	74.00	Peak
2	*	11174.500	28.66	19.39	48.05	-25.95	74.00	Peak
3		12441.000	29.03	18.56	47.59	-26.41	74.00	Peak

Note:

1. " *", means this data is the worst emission level.
2. C.F (Correction Factor) = Antenna Factor (dB/m) + Cable Loss (dB) – Preamplifier (dB).
3. Measurement (dBμV/m) = Reading (dBμV) + C.F (Correction Factor).
4. Average measurements were not performed when peak levels lower than the average limits.

EUT	ACCESS POINT	Date of Test	2022-09-06
Factor	BBHA 9120D (1GHz~18GHz)_2022	Temp. / Humidity	25.1°C/48.8%
Polarity	Vertical	Site / Test Engineer	AC1 / Jay Chu
Test Mode	Transmit by 802.11g at 2412MHz	Test Voltage	120V/60Hz

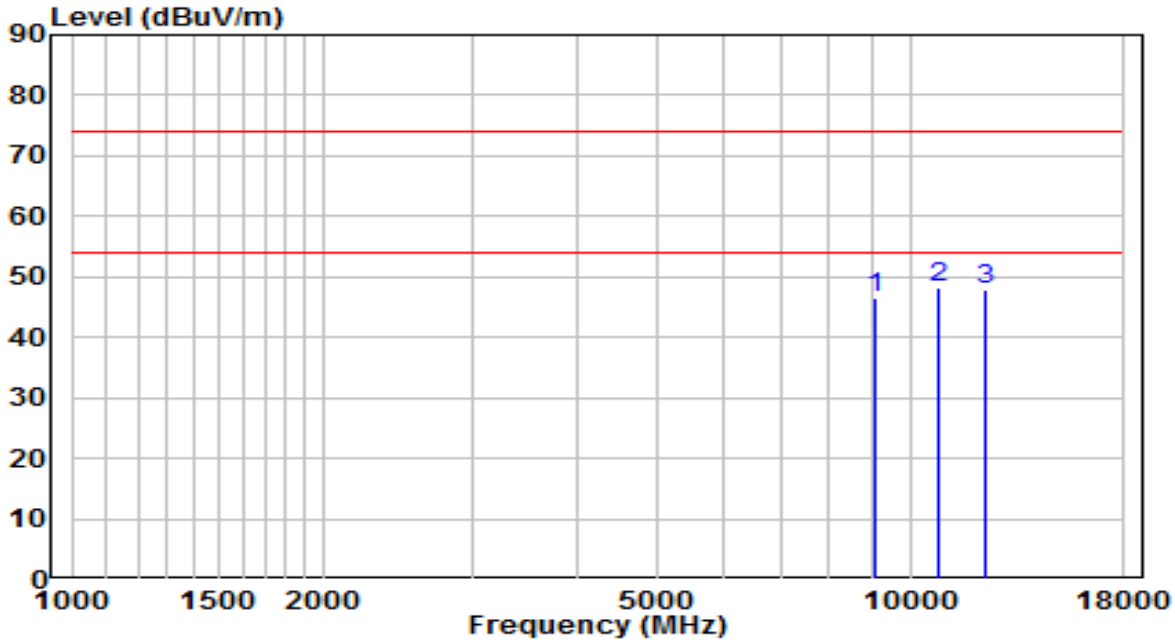

No		Frequency (MHz)	Reading (dBμV)	C.F (dB/m)	Measurement (dBμV/m)	Margin (dB)	Limit (dBμV/m)	Remark (QP/PK/AV)
1		9066.500	31.52	14.91	46.43	-27.57	74.00	Peak
2	*	10800.500	29.50	18.82	48.32	-25.68	74.00	Peak
3		12322.000	29.11	18.67	47.78	-26.22	74.00	Peak

Note:

1. " *", means this data is the worst emission level.
2. C.F (Correction Factor) = Antenna Factor (dB/m) + Cable Loss (dB) – Preamplifier (dB).
3. Measurement (dBμV/m) = Reading (dBμV) + C.F (Correction Factor).
4. Average measurements were not performed when peak levels lower than the average limits.

EUT	ACCESS POINT	Date of Test	2022-09-06
Factor	BBHA 9120D (1GHz~18GHz)_2022	Temp. / Humidity	25.1°C/48.8%
Polarity	Horizontal	Site / Test Engineer	AC1 / Jay Chu
Test Mode	Transmit by 802.11g at 2437MHz	Test Voltage	120V/60Hz

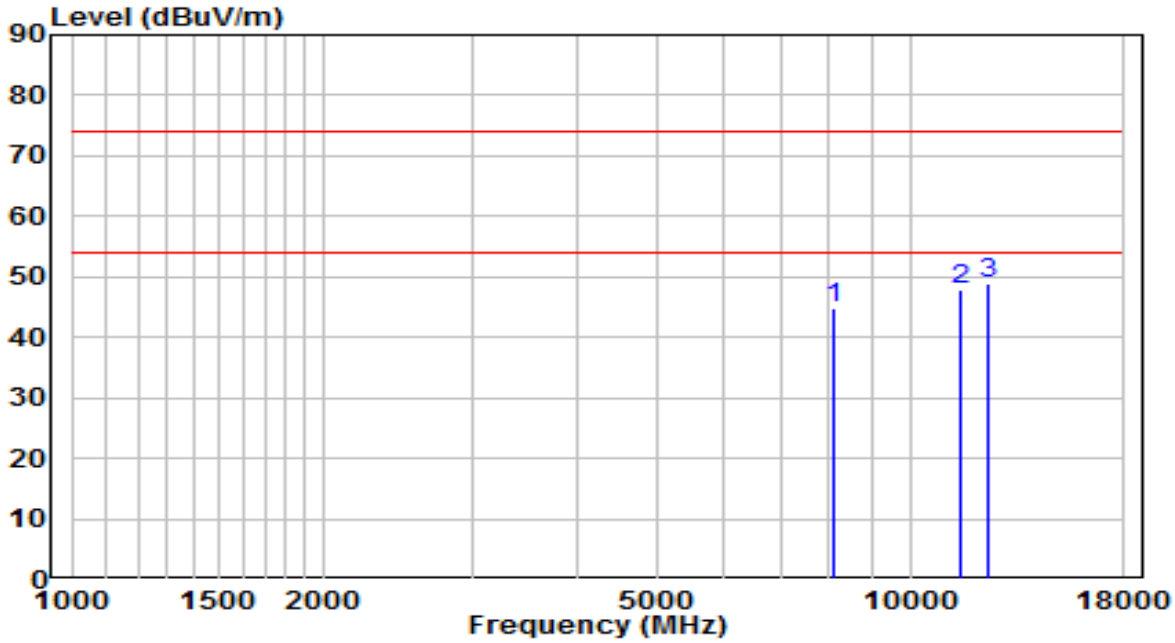

No		Frequency (MHz)	Reading (dBμV)	C.F (dB/m)	Measurement (dBμV/m)	Margin (dB)	Limit (dBμV/m)	Remark (QP/PK/AV)
1		8131.500	31.44	13.44	44.88	-29.12	74.00	Peak
2		11489.000	27.98	20.03	48.00	-26.00	74.00	Peak
3	*	12373.000	30.28	18.62	48.90	-25.10	74.00	Peak

Note:

1. " *", means this data is the worst emission level.
2. C.F (Correction Factor) = Antenna Factor (dB/m) + Cable Loss (dB) – Preamplifier (dB).
3. Measurement (dBμV/m) = Reading (dBμV) + C.F (Correction Factor).
4. Average measurements were not performed when peak levels lower than the average limits.

EUT	ACCESS POINT	Date of Test	2022-09-06
Factor	BBHA 9120D (1GHz~18GHz)_2022	Temp. / Humidity	25.1°C/48.8%
Polarity	Vertical	Site / Test Engineer	AC1 / Jay Chu
Test Mode	Transmit by 802.11g at 2437MHz	Test Voltage	120V/60Hz

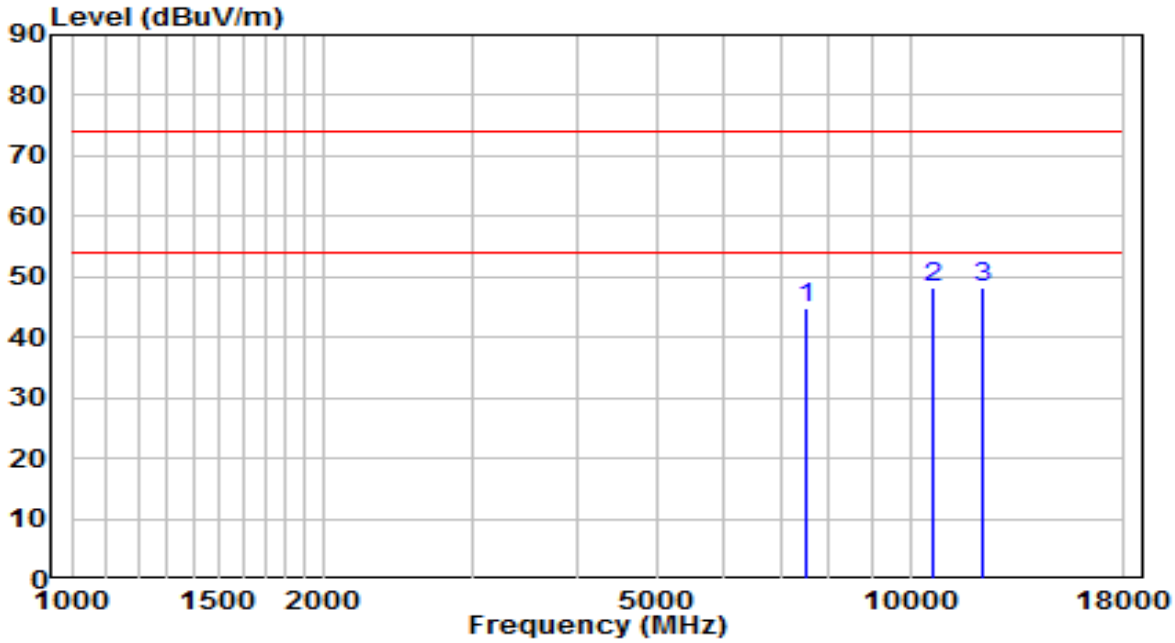

No		Frequency (MHz)	Reading (dBμV)	C.F (dB/m)	Measurement (dBμV/m)	Margin (dB)	Limit (dBμV/m)	Remark (QP/PK/AV)
1		7536.500	32.03	12.93	44.96	-29.04	74.00	Peak
2		10681.500	29.37	18.69	48.06	-25.94	74.00	Peak
3	*	12228.500	29.36	18.76	48.12	-25.88	74.00	Peak

Note:

1. " *", means this data is the worst emission level.
2. C.F (Correction Factor) = Antenna Factor (dB/m) + Cable Loss (dB) – Preamplifier (dB).
3. Measurement (dBμV/m) = Reading (dBμV) + C.F (Correction Factor).
4. Average measurements were not performed when peak levels lower than the average limits.

EUT	ACCESS POINT	Date of Test	2022-09-06
Factor	BBHA 9120D (1GHz~18GHz)_2022	Temp. / Humidity	25.1°C/48.8%
Polarity	Horizontal	Site / Test Engineer	AC1 / Jay Chu
Test Mode	Transmit by 802.11g at 2462MHz	Test Voltage	120V/60Hz

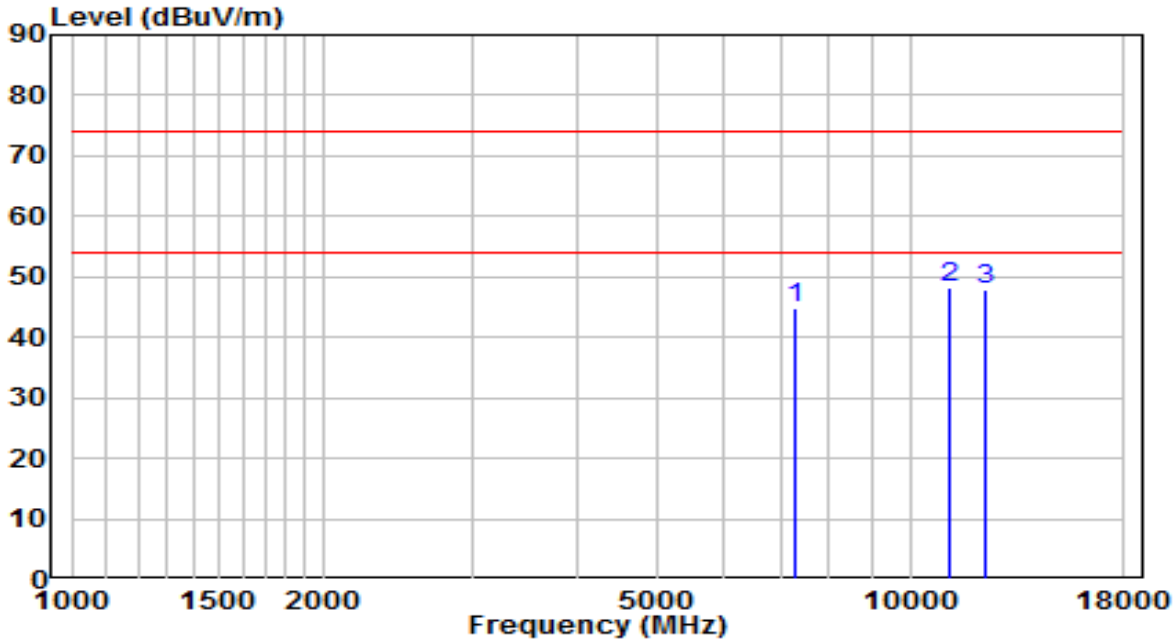

No		Frequency (MHz)	Reading (dBμV)	C.F (dB/m)	Measurement (dBμV/m)	Margin (dB)	Limit (dBμV/m)	Remark (QP/PK/AV)
1		7273.000	32.95	11.96	44.91	-29.09	74.00	Peak
2	*	11140.500	28.76	19.32	48.07	-25.93	74.00	Peak
3		12254.000	29.22	18.73	47.96	-26.04	74.00	Peak

Note:

1. " *", means this data is the worst emission level.
2. C.F (Correction Factor) = Antenna Factor (dB/m) + Cable Loss (dB) – Preamplifier (dB).
3. Measurement (dBμV/m) = Reading (dBμV) + C.F (Correction Factor).
4. Average measurements were not performed when peak levels lower than the average limits.

EUT	ACCESS POINT	Date of Test	2022-09-06
Factor	BBHA 9120D (1GHz~18GHz)_2022	Temp. / Humidity	25.1°C/48.8%
Polarity	Vertical	Site / Test Engineer	AC1 / Jay Chu
Test Mode	Transmit by 802.11g at 2462MHz	Test Voltage	120V/60Hz

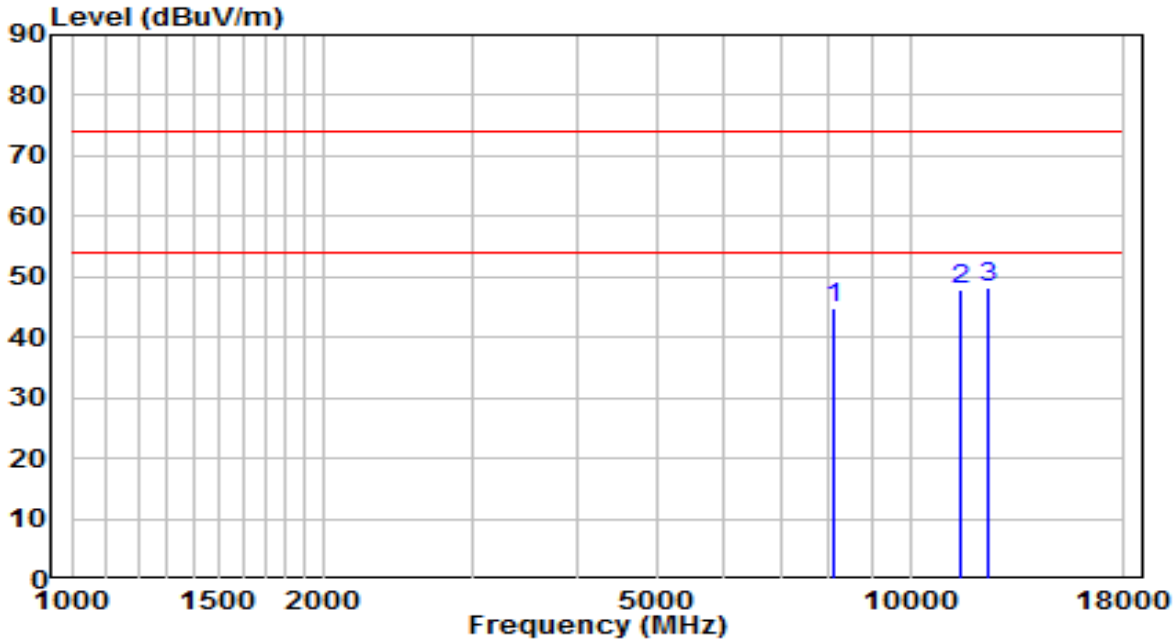

No		Frequency (MHz)	Reading (dBμV)	C.F (dB/m)	Measurement (dBμV/m)	Margin (dB)	Limit (dBμV/m)	Remark (QP/PK/AV)
1		8089.000	31.24	13.42	44.67	-29.33	74.00	Peak
2		11446.500	28.01	19.94	47.95	-26.05	74.00	Peak
3	*	12432.500	29.55	18.57	48.12	-25.88	74.00	Peak

Note:

1. " *", means this data is the worst emission level.
2. C.F (Correction Factor) = Antenna Factor (dB/m) + Cable Loss (dB) – Preamplifier (dB).
3. Measurement (dBμV/m) = Reading (dBμV) + C.F (Correction Factor).
4. Average measurements were not performed when peak levels lower than the average limits.

EUT	ACCESS POINT	Date of Test	2022-09-06
Factor	BBHA 9120D (1GHz~18GHz)_2022	Temp. / Humidity	25.1°C/48.8%
Polarity	Horizontal	Site / Test Engineer	AC1 / Jay Chu
Test Mode	Transmit by 802.11n-HT20 at 2412MHz	Test Voltage	120V/60Hz

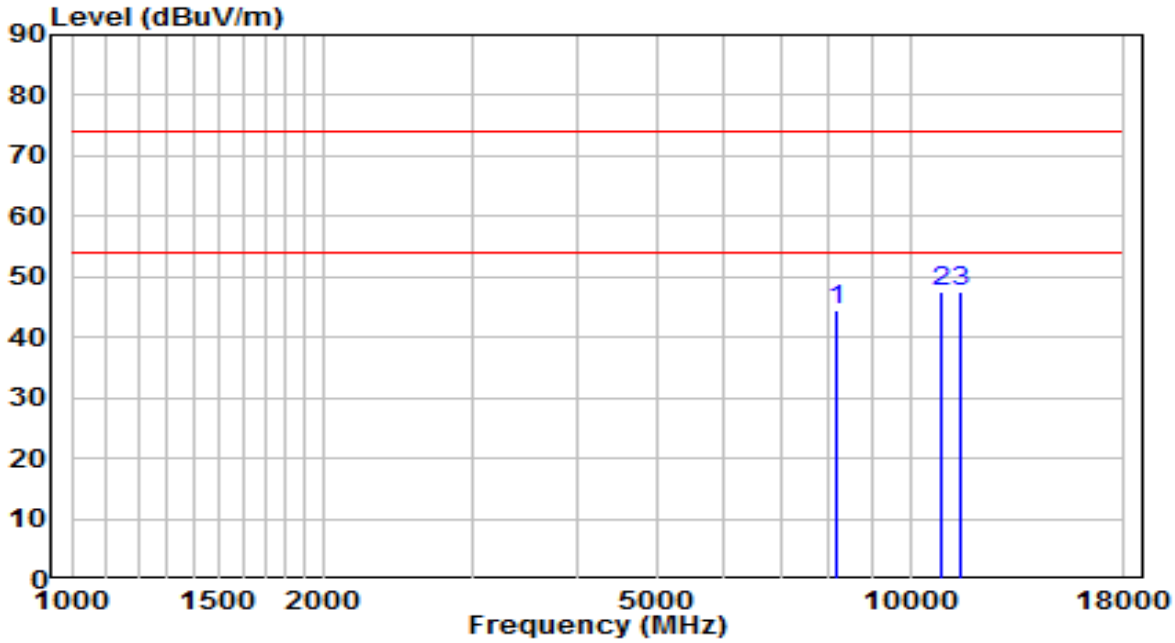

No		Frequency (MHz)	Reading (dBμV)	C.F (dB/m)	Measurement (dBμV/m)	Margin (dB)	Limit (dBμV/m)	Remark (QP/PK/AV)
1		8191.000	30.96	13.47	44.44	-29.56	74.00	Peak
2	*	10860.000	28.83	18.88	47.71	-26.29	74.00	Peak
3		11514.500	27.40	20.02	47.42	-26.58	74.00	Peak

Note:

1. " *", means this data is the worst emission level.
2. C.F (Correction Factor) = Antenna Factor (dB/m) + Cable Loss (dB) – Preamplifier (dB).
3. Measurement (dBμV/m) = Reading (dBμV) + C.F (Correction Factor).
4. Average measurements were not performed when peak levels lower than the average limits.

EUT	ACCESS POINT	Date of Test	2022-09-06
Factor	BBHA 9120D (1GHz~18GHz)_2022	Temp. / Humidity	25.1°C/48.8%
Polarity	Vertical	Site / Test Engineer	AC1 / Jay Chu
Test Mode	Transmit by 802.11n-HT20 at 2412MHz	Test Voltage	120V/60Hz

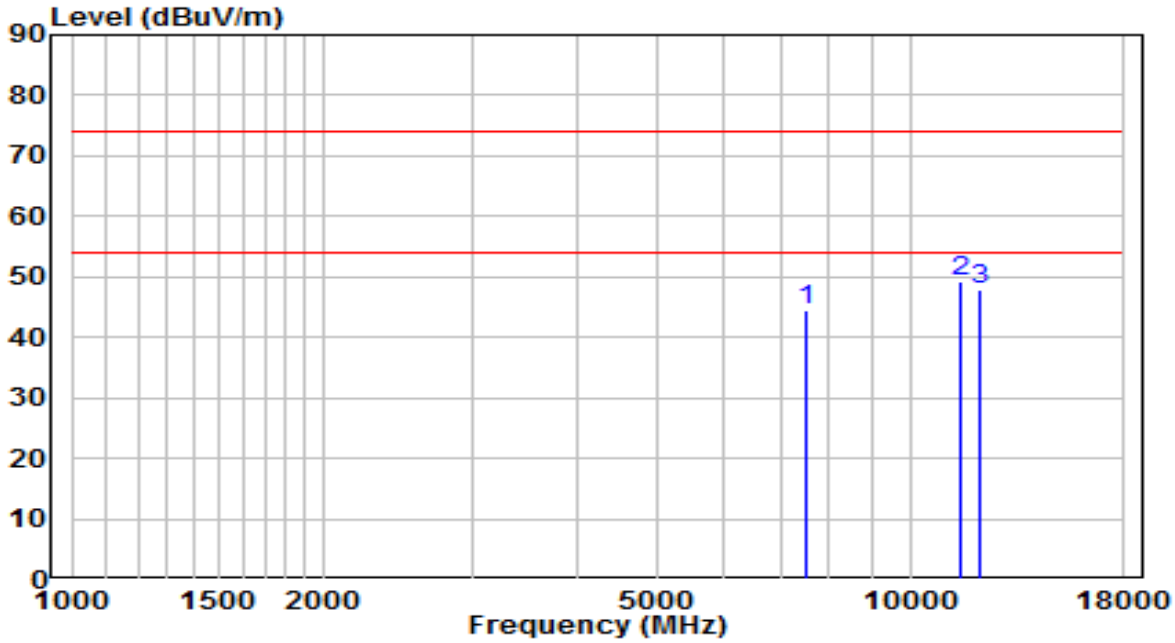

No		Frequency (MHz)	Reading (dBμV)	C.F (dB/m)	Measurement (dBμV/m)	Margin (dB)	Limit (dBμV/m)	Remark (QP/PK/AV)
1		7502.500	31.48	12.90	44.38	-29.62	74.00	Peak
2	*	11506.000	29.16	20.04	49.20	-24.80	74.00	Peak
3		12135.000	29.08	18.84	47.92	-26.08	74.00	Peak

Note:

1. " *", means this data is the worst emission level.
2. C.F (Correction Factor) = Antenna Factor (dB/m) + Cable Loss (dB) – Preamplifier (dB).
3. Measurement (dBμV/m) = Reading (dBμV) + C.F (Correction Factor).
4. Average measurements were not performed when peak levels lower than the average limits.

EUT	ACCESS POINT	Date of Test	2022-09-06
Factor	BBHA 9120D (1GHz~18GHz)_2022	Temp. / Humidity	25.1°C/48.8%
Polarity	Horizontal	Site / Test Engineer	AC1 / Jay Chu
Test Mode	Transmit by 802.11n-HT20 at 2437MHz	Test Voltage	120V/60Hz

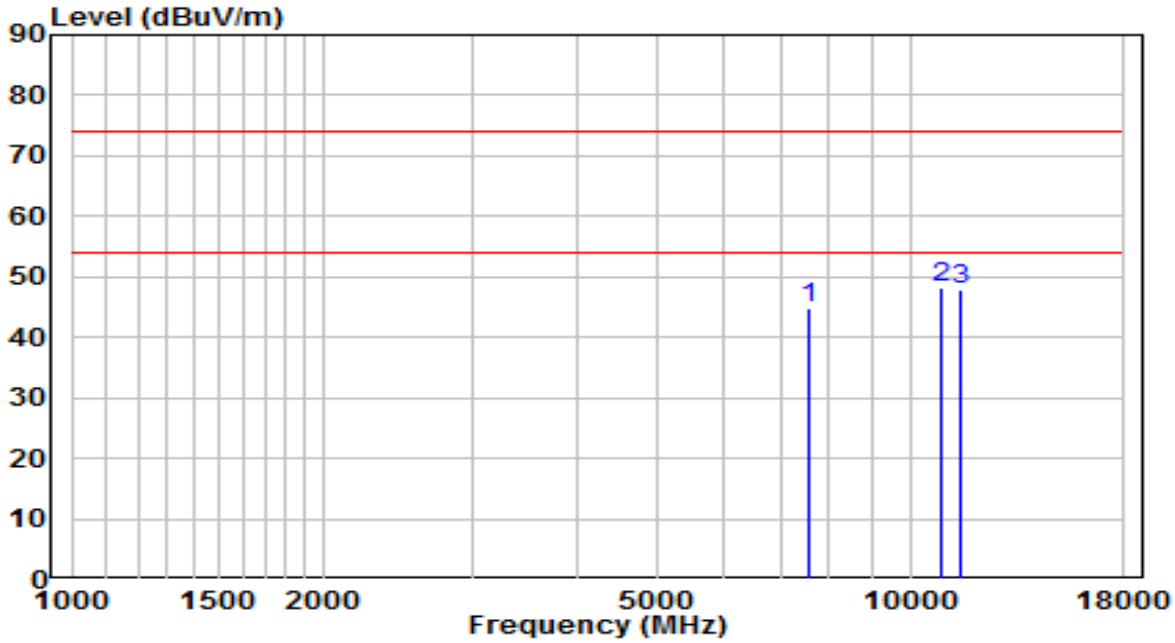

No		Frequency (MHz)	Reading (dBμV)	C.F (dB/m)	Measurement (dBμV/m)	Margin (dB)	Limit (dBμV/m)	Remark (QP/PK/AV)
1		7570.500	31.81	12.96	44.77	-29.23	74.00	Peak
2	*	10885.500	29.18	18.91	48.08	-25.92	74.00	Peak
3		11497.500	27.82	20.04	47.86	-26.14	74.00	Peak

Note:

1. " *", means this data is the worst emission level.
2. C.F (Correction Factor) = Antenna Factor (dB/m) + Cable Loss (dB) – Preamplifier (dB).
3. Measurement (dBμV/m) = Reading (dBμV) + C.F (Correction Factor).
4. Average measurements were not performed when peak levels lower than the average limits.

EUT	ACCESS POINT	Date of Test	2022-09-06
Factor	BBHA 9120D (1GHz~18GHz)_2022	Temp. / Humidity	25.1°C/48.8%
Polarity	Vertical	Site / Test Engineer	AC1 / Jay Chu
Test Mode	Transmit by 802.11n-HT20 at 2437MHz	Test Voltage	120V/60Hz

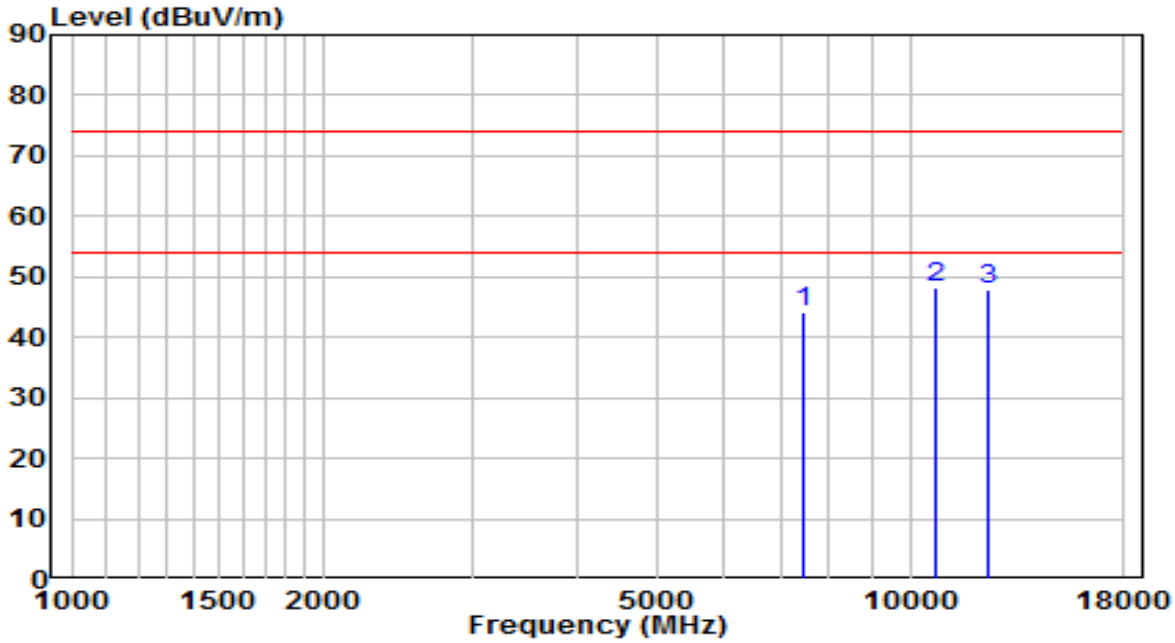

No		Frequency (MHz)	Reading (dBμV)	C.F (dB/m)	Measurement (dBμV/m)	Margin (dB)	Limit (dBμV/m)	Remark (QP/PK/AV)
1		7468.500	31.40	12.76	44.17	-29.83	74.00	Peak
2	*	10758.000	29.59	18.77	48.37	-25.63	74.00	Peak
3		12347.500	29.31	18.65	47.95	-26.05	74.00	Peak

Note:

1. " *", means this data is the worst emission level.
2. C.F (Correction Factor) = Antenna Factor (dB/m) + Cable Loss (dB) – Preamplifier (dB).
3. Measurement (dBμV/m) = Reading (dBμV) + C.F (Correction Factor).
4. Average measurements were not performed when peak levels lower than the average limits.

EUT	ACCESS POINT	Date of Test	2022-09-06
Factor	BBHA 9120D (1GHz~18GHz)_2022	Temp. / Humidity	25.1°C/48.8%
Polarity	Horizontal	Site / Test Engineer	AC1 / Jay Chu
Test Mode	Transmit by 802.11n-HT20 at 2462MHz	Test Voltage	120V/60Hz

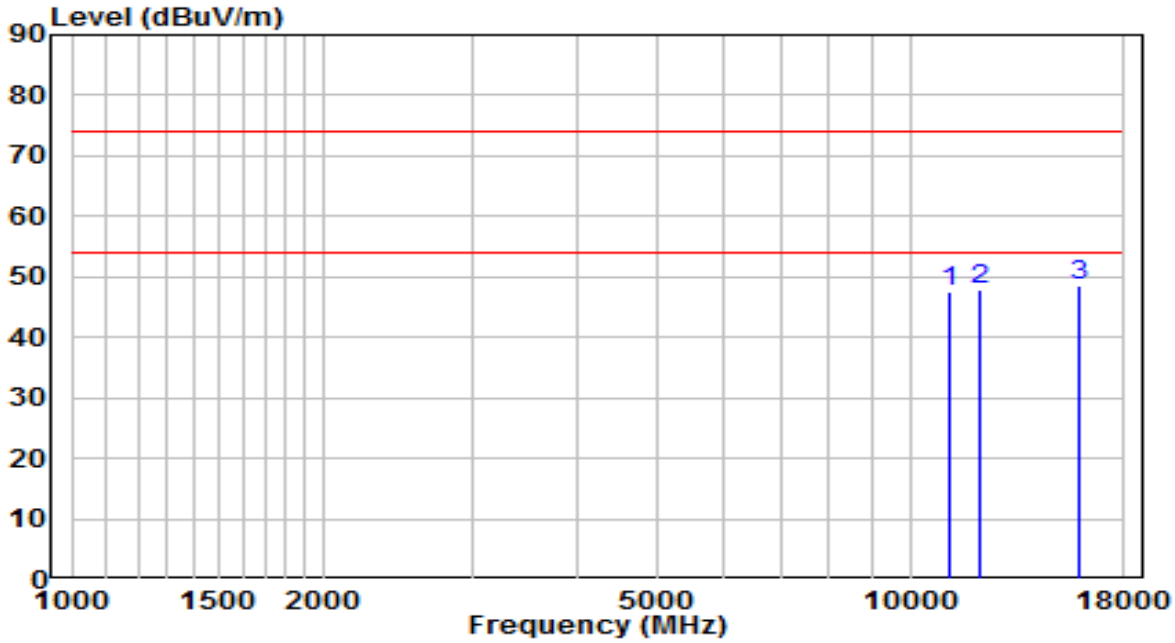

No		Frequency (MHz)	Reading (dBμV)	C.F (dB/m)	Measurement (dBμV/m)	Margin (dB)	Limit (dBμV/m)	Remark (QP/PK/AV)
1		11106.500	28.47	19.25	47.72	-26.28	74.00	Peak
2		12067.000	29.10	18.91	48.01	-25.99	74.00	Peak
3	*	15943.000	28.42	20.15	48.56	-25.44	74.00	Peak

Note:

1. " *", means this data is the worst emission level.
2. C.F (Correction Factor) = Antenna Factor (dB/m) + Cable Loss (dB) – Preamplifier (dB).
3. Measurement (dBμV/m) = Reading (dBμV) + C.F (Correction Factor).
4. Average measurements were not performed when peak levels lower than the average limits.

EUT	ACCESS POINT	Date of Test	2022-09-06
Factor	BBHA 9120D (1GHz~18GHz)_2022	Temp. / Humidity	25.1°C/48.8%
Polarity	Vertical	Site / Test Engineer	AC1 / Jay Chu
Test Mode	Transmit by 802.11n-HT20 at 2462MHz	Test Voltage	120V/60Hz

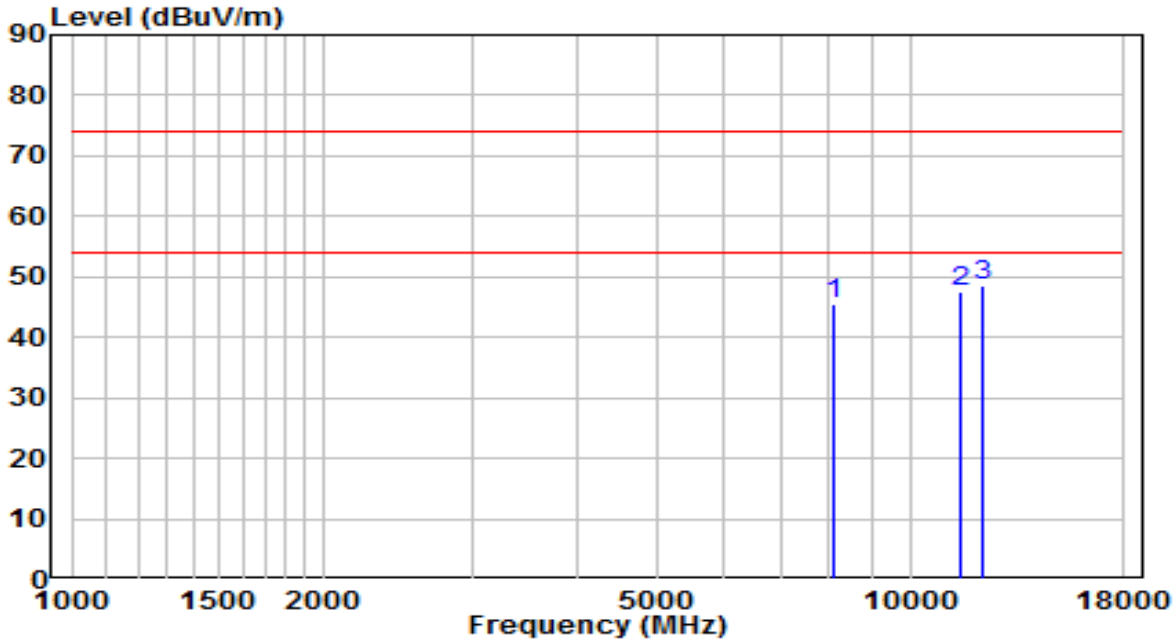

No		Frequency (MHz)	Reading (dBμV)	C.F (dB/m)	Measurement (dBμV/m)	Margin (dB)	Limit (dBμV/m)	Remark (QP/PK/AV)
1		8097.500	32.01	13.43	45.44	-28.56	74.00	Peak
2		11489.000	27.39	20.03	47.41	-26.59	74.00	Peak
3	*	12228.500	29.94	18.76	48.69	-25.31	74.00	Peak

Note:

1. " *", means this data is the worst emission level.
2. C.F (Correction Factor) = Antenna Factor (dB/m) + Cable Loss (dB) – Preamplifier (dB).
3. Measurement (dBμV/m) = Reading (dBμV) + C.F (Correction Factor).
4. Average measurements were not performed when peak levels lower than the average limits.

EUT	ACCESS POINT	Date of Test	2022-09-06
Factor	BBHA 9120D (1GHz~18GHz)_2022	Temp. / Humidity	25.1°C/48.8%
Polarity	Horizontal	Site / Test Engineer	AC1 / Jay Chu
Test Mode	Transmit by 802.11n-HT40 at 2422MHz	Test Voltage	120V/60Hz

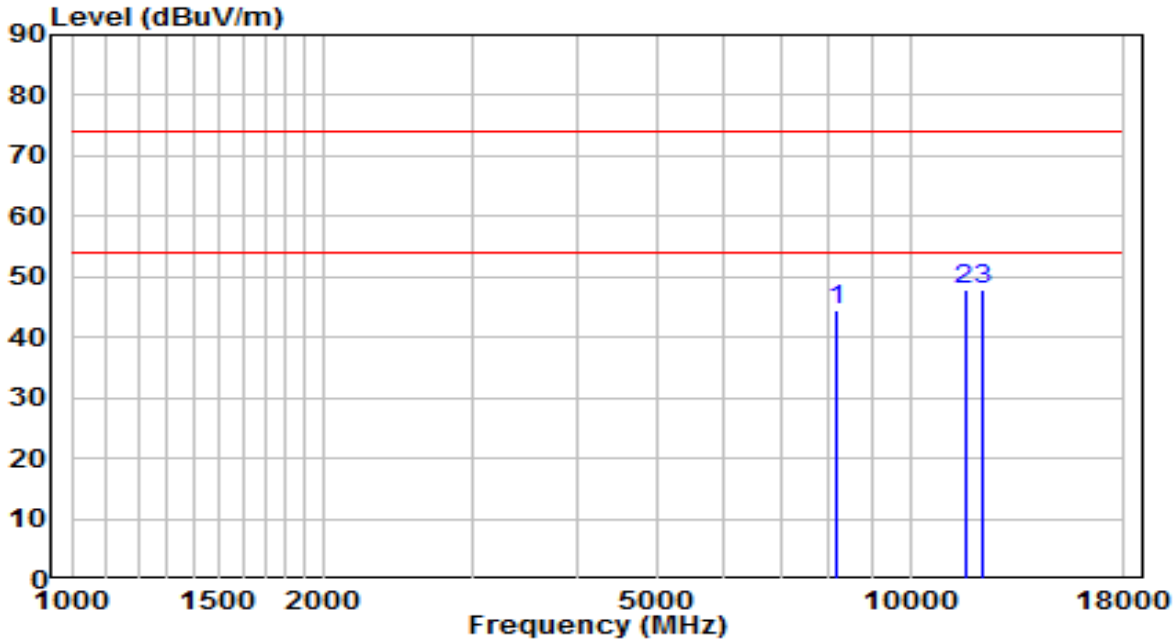

No		Frequency (MHz)	Reading (dBμV)	C.F (dB/m)	Measurement (dBμV/m)	Margin (dB)	Limit (dBμV/m)	Remark (QP/PK/AV)
1		8157.000	31.17	13.46	44.62	-29.38	74.00	Peak
2	*	11616.500	28.21	19.80	48.01	-25.99	74.00	Peak
3		12203.000	29.08	18.78	47.86	-26.14	74.00	Peak

Note:

1. " *", means this data is the worst emission level.
2. C.F (Correction Factor) = Antenna Factor (dB/m) + Cable Loss (dB) – Preamplifier (dB).
3. Measurement (dBμV/m) = Reading (dBμV) + C.F (Correction Factor).
4. Average measurements were not performed when peak levels lower than the average limits.

EUT	ACCESS POINT	Date of Test	2022-09-06
Factor	BBHA 9120D (1GHz~18GHz)_2022	Temp. / Humidity	25.1°C/48.8%
Polarity	Vertical	Site / Test Engineer	AC1 / Jay Chu
Test Mode	Transmit by 802.11n-HT40 at 2422MHz	Test Voltage	120V/60Hz

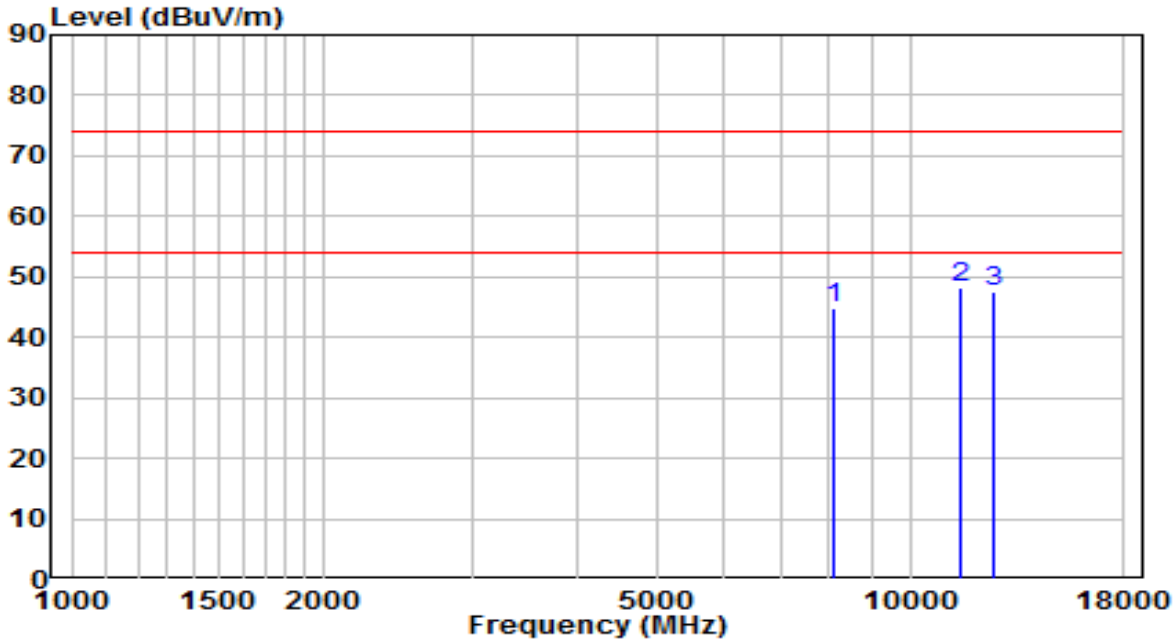

No		Frequency (MHz)	Reading (dBμV)	C.F (dB/m)	Measurement (dBμV/m)	Margin (dB)	Limit (dBμV/m)	Remark (QP/PK/AV)
1		8131.500	31.28	13.44	44.73	-29.27	74.00	Peak
2	*	11480.500	28.07	20.01	48.08	-25.92	74.00	Peak
3		12534.500	28.83	18.61	47.44	-26.56	74.00	Peak

Note:

1. " *", means this data is the worst emission level.
2. C.F (Correction Factor) = Antenna Factor (dB/m) + Cable Loss (dB) – Preamplifier (dB).
3. Measurement (dBμV/m) = Reading (dBμV) + C.F (Correction Factor).
4. Average measurements were not performed when peak levels lower than the average limits.

EUT	ACCESS POINT	Date of Test	2022-09-06
Factor	BBHA 9120D (1GHz~18GHz)_2022	Temp. / Humidity	25.1°C/48.8%
Polarity	Horizontal	Site / Test Engineer	AC1 / Jay Chu
Test Mode	Transmit by 802.11n-HT40 at 2437MHz	Test Voltage	120V/60Hz

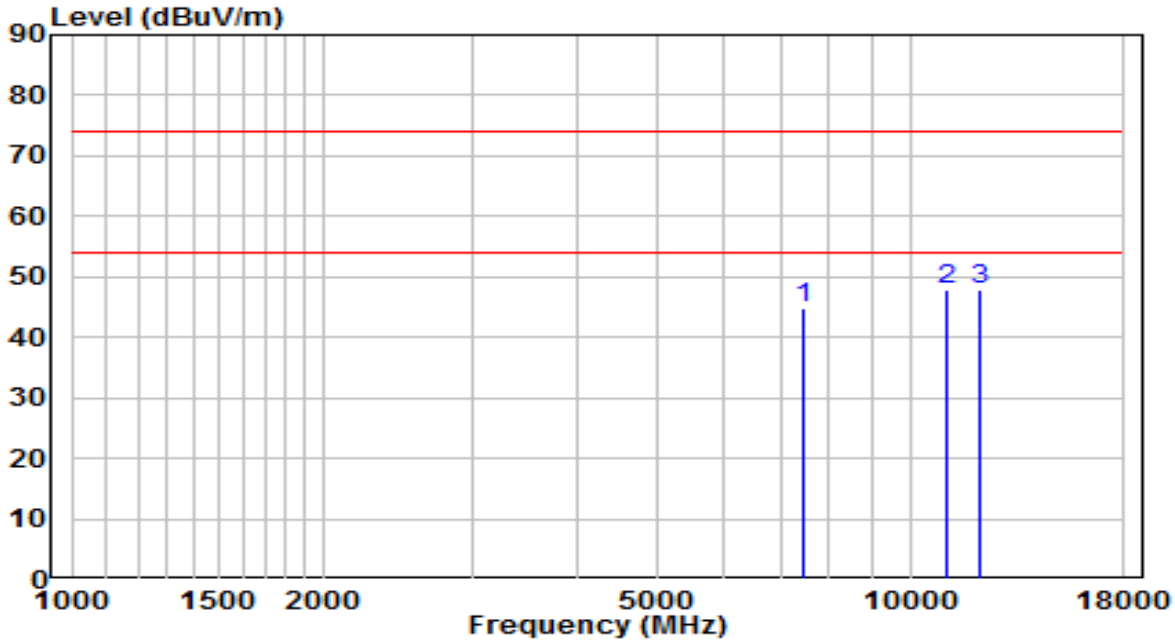

No		Frequency (MHz)	Reading (dBμV)	C.F (dB/m)	Measurement (dBμV/m)	Margin (dB)	Limit (dBμV/m)	Remark (QP/PK/AV)
1		7477.000	31.91	12.80	44.71	-29.29	74.00	Peak
2	*	11047.000	28.78	19.13	47.91	-26.09	74.00	Peak
3		12075.500	28.99	18.90	47.89	-26.11	74.00	Peak

Note:

1. " *", means this data is the worst emission level.
2. C.F (Correction Factor) = Antenna Factor (dB/m) + Cable Loss (dB) – Preamplifier (dB).
3. Measurement (dBμV/m) = Reading (dBμV) + C.F (Correction Factor).
4. Average measurements were not performed when peak levels lower than the average limits.

EUT	ACCESS POINT	Date of Test	2022-09-06
Factor	BBHA 9120D (1GHz~18GHz)_2022	Temp. / Humidity	25.1°C/48.8%
Polarity	Vertical	Site / Test Engineer	AC1 / Jay Chu
Test Mode	Transmit by 802.11n-HT40 at 2437MHz	Test Voltage	120V/60Hz

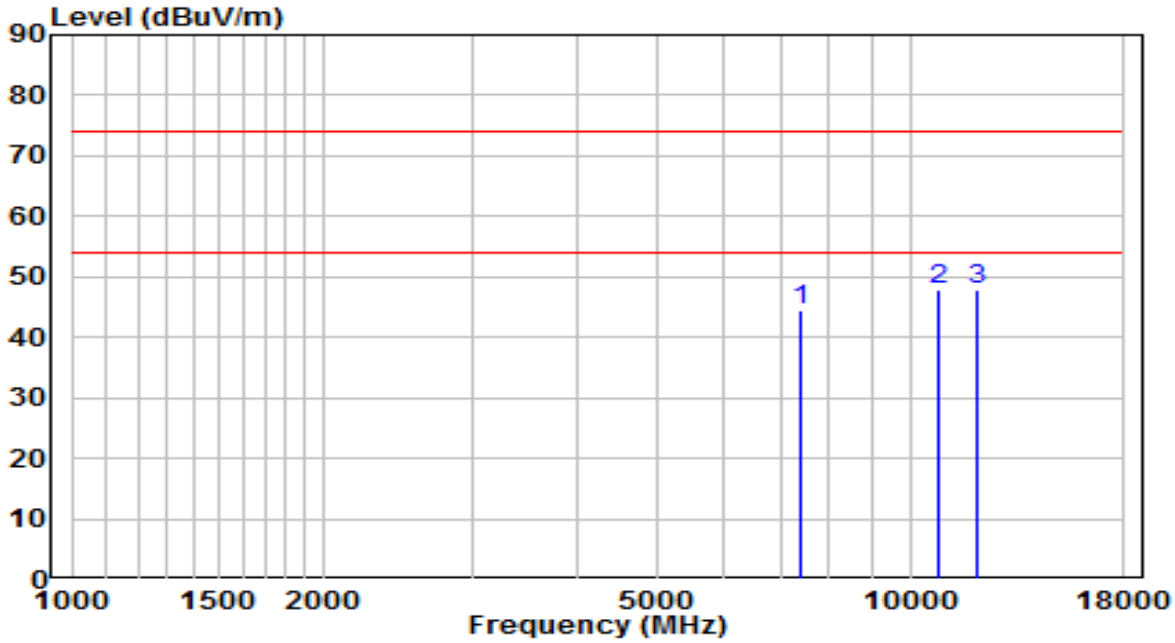

No		Frequency (MHz)	Reading (dBμV)	C.F (dB/m)	Measurement (dBμV/m)	Margin (dB)	Limit (dBμV/m)	Remark (QP/PK/AV)
1		7392.000	31.91	12.45	44.36	-29.64	74.00	Peak
2	*	10792.000	29.22	18.81	48.02	-25.98	74.00	Peak
3		12058.500	28.82	18.92	47.74	-26.26	74.00	Peak

Note:

1. " *", means this data is the worst emission level.
2. C.F (Correction Factor) = Antenna Factor (dB/m) + Cable Loss (dB) – Preamplifier (dB).
3. Measurement (dBμV/m) = Reading (dBμV) + C.F (Correction Factor).
4. Average measurements were not performed when peak levels lower than the average limits.

EUT	ACCESS POINT	Date of Test	2022-09-06
Factor	BBHA 9120D (1GHz~18GHz)_2022	Temp. / Humidity	25.1°C/48.8%
Polarity	Horizontal	Site / Test Engineer	AC1 / Jay Chu
Test Mode	Transmit by 802.11n-HT40 at 2452MHz	Test Voltage	120V/60Hz

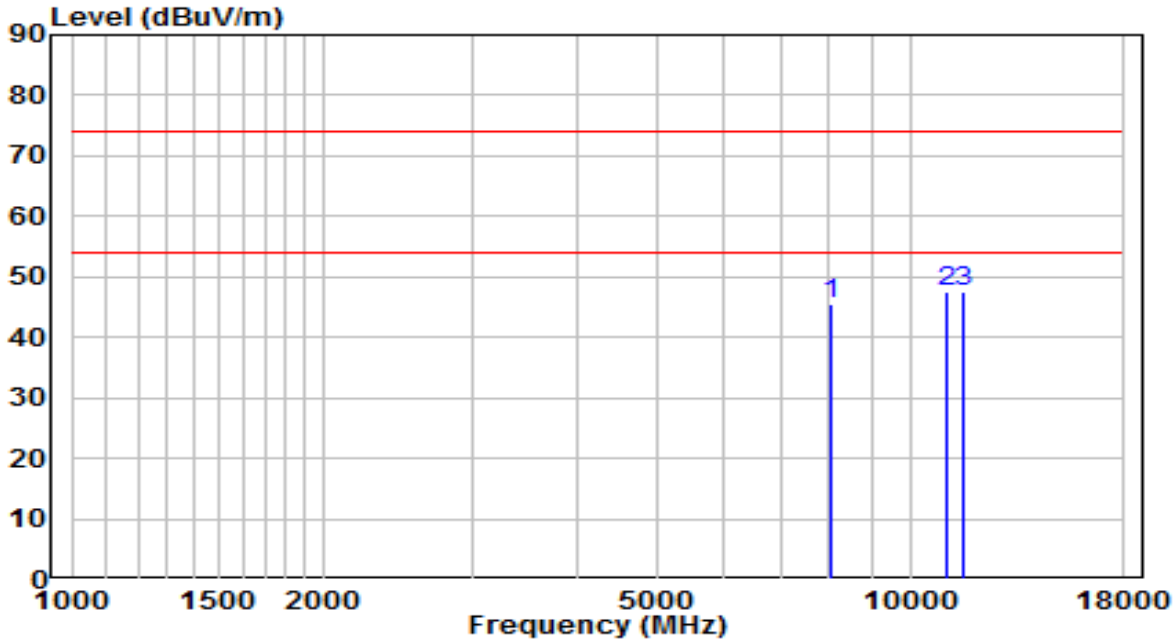

No		Frequency (MHz)	Reading (dBμV)	C.F (dB/m)	Measurement (dBμV/m)	Margin (dB)	Limit (dBμV/m)	Remark (QP/PK/AV)
1		8046.500	31.94	13.40	45.35	-28.65	74.00	Peak
2		11064.000	28.36	19.16	47.53	-26.47	74.00	Peak
3	*	11540.000	27.59	19.96	47.56	-26.44	74.00	Peak

Note:

1. " *", means this data is the worst emission level.
2. C.F (Correction Factor) = Antenna Factor (dB/m) + Cable Loss (dB) – Preamplifier (dB).
3. Measurement (dBμV/m) = Reading (dBμV) + C.F (Correction Factor).
4. Average measurements were not performed when peak levels lower than the average limits.

EUT	ACCESS POINT	Date of Test	2022-09-06
Factor	BBHA 9120D (1GHz~18GHz)_2022	Temp. / Humidity	25.1°C/48.8%
Polarity	Vertical	Site / Test Engineer	AC1 / Jay Chu
Test Mode	Transmit by 802.11n-HT40 at 2452MHz	Test Voltage	120V/60Hz

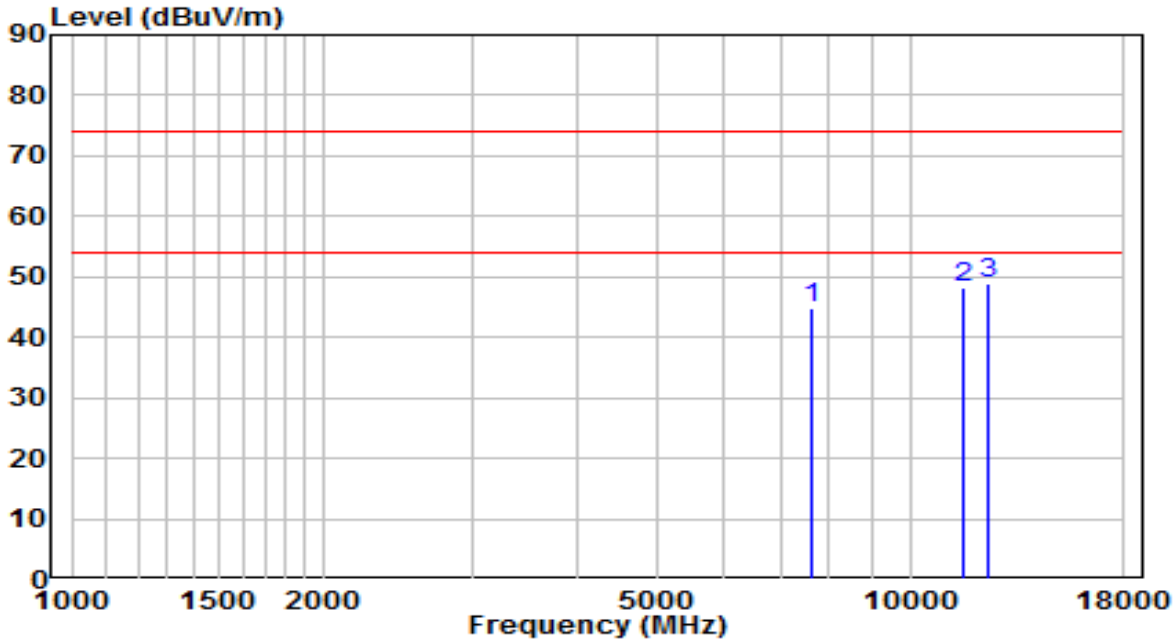

No		Frequency (MHz)	Reading (dBμV)	C.F (dB/m)	Measurement (dBμV/m)	Margin (dB)	Limit (dBμV/m)	Remark (QP/PK/AV)
1		7604.500	31.90	13.00	44.89	-29.11	74.00	Peak
2		11548.500	28.22	19.95	48.16	-25.84	74.00	Peak
3	*	12373.000	30.20	18.62	48.82	-25.18	74.00	Peak

Note:

1. " *", means this data is the worst emission level.
2. C.F (Correction Factor) = Antenna Factor (dB/m) + Cable Loss (dB) – Preamplifier (dB).
3. Measurement (dBμV/m) = Reading (dBμV) + C.F (Correction Factor).
4. Average measurements were not performed when peak levels lower than the average limits.

EUT	ACCESS POINT	Date of Test	2022-09-06
Factor	BBHA 9120D (1GHz~18GHz)_2022	Temp. / Humidity	25.1°C/48.8%
Polarity	Horizontal	Site / Test Engineer	AC1 / Jay Chu
Test Mode	Transmit by 802.11ax-HE20 at 2412MHz	Test Voltage	120V/60Hz

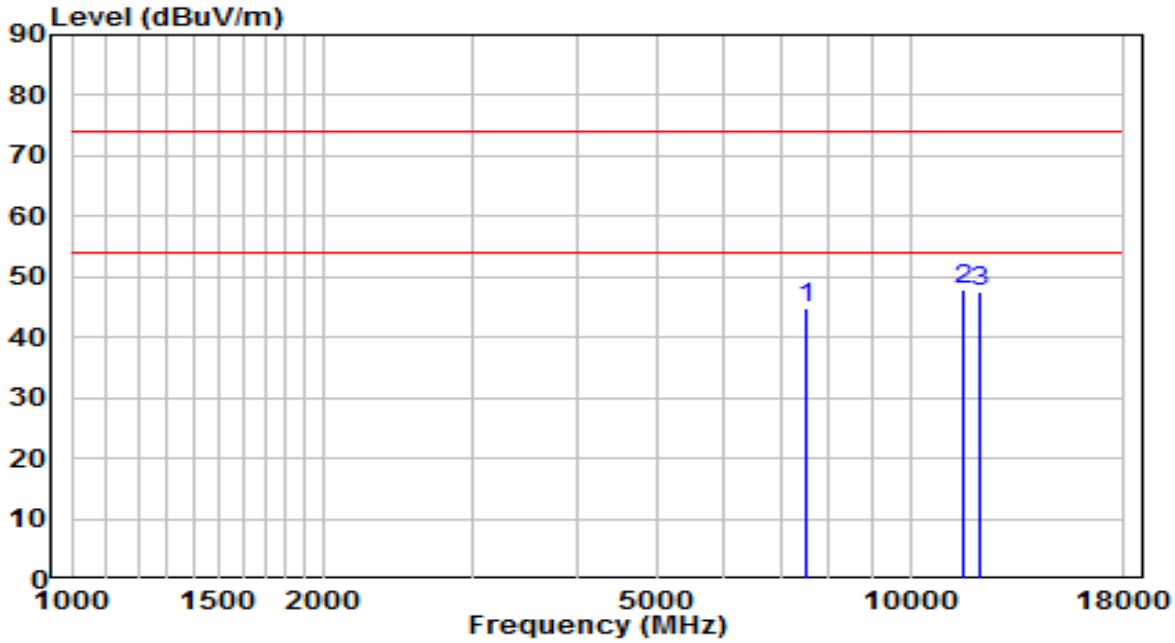

No		Frequency (MHz)	Reading (dBμV)	C.F (dB/m)	Measurement (dBμV/m)	Margin (dB)	Limit (dBμV/m)	Remark (QP/PK/AV)
1		7511.000	31.95	12.91	44.86	-29.14	74.00	Peak
2	*	11540.000	27.79	19.96	47.75	-26.25	74.00	Peak
3		12084.000	28.56	18.89	47.45	-26.55	74.00	Peak

Note:

1. " *", means this data is the worst emission level.
2. C.F (Correction Factor) = Antenna Factor (dB/m) + Cable Loss (dB) – Preamplifier (dB).
3. Measurement (dBμV/m) = Reading (dBμV) + C.F (Correction Factor).
4. Average measurements were not performed when peak levels lower than the average limits.

EUT	ACCESS POINT	Date of Test	2022-09-06
Factor	BBHA 9120D (1GHz~18GHz)_2022	Temp. / Humidity	25.1°C/48.8%
Polarity	Vertical	Site / Test Engineer	AC1 / Jay Chu
Test Mode	Transmit by 802.11ax-HE20 at 2412MHz	Test Voltage	120V/60Hz

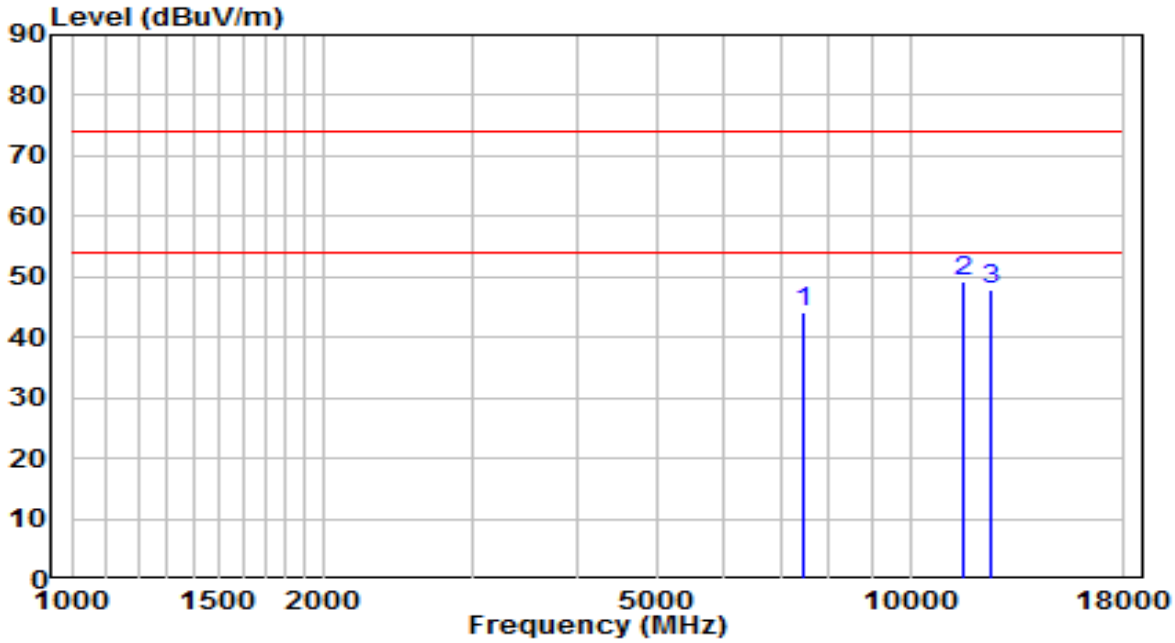

No		Frequency (MHz)	Reading (dBμV)	C.F (dB/m)	Measurement (dBμV/m)	Margin (dB)	Limit (dBμV/m)	Remark (QP/PK/AV)
1		7451.500	31.30	12.69	43.99	-30.01	74.00	Peak
2	*	11548.500	29.38	19.95	49.32	-24.68	74.00	Peak
3		12449.500	29.32	18.55	47.87	-26.13	74.00	Peak

Note:

1. " *", means this data is the worst emission level.
2. C.F (Correction Factor) = Antenna Factor (dB/m) + Cable Loss (dB) – Preamplifier (dB).
3. Measurement (dBμV/m) = Reading (dBμV) + C.F (Correction Factor).
4. Average measurements were not performed when peak levels lower than the average limits.

EUT	ACCESS POINT	Date of Test	2022-09-06
Factor	BBHA 9120D (1GHz~18GHz)_2022	Temp. / Humidity	25.1°C/48.8%
Polarity	Horizontal	Site / Test Engineer	AC1 / Jay Chu
Test Mode	Transmit by 802.11ax-HE20 at 2437MHz	Test Voltage	120V/60Hz

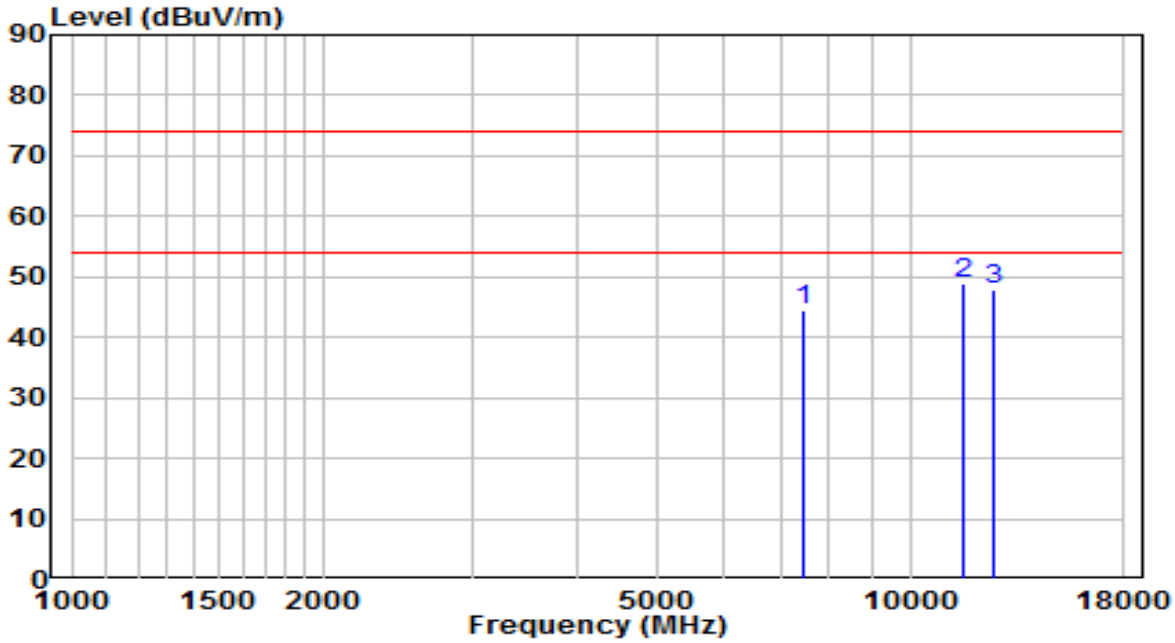

No		Frequency (MHz)	Reading (dBμV)	C.F (dB/m)	Measurement (dBμV/m)	Margin (dB)	Limit (dBμV/m)	Remark (QP/PK/AV)
1		7468.500	31.86	12.76	44.63	-29.37	74.00	Peak
2	*	11574.000	28.96	19.89	48.85	-25.15	74.00	Peak
3		12619.500	28.87	18.88	47.75	-26.25	74.00	Peak

Note:

1. " *", means this data is the worst emission level.
2. C.F (Correction Factor) = Antenna Factor (dB/m) + Cable Loss (dB) – Preamplifier (dB).
3. Measurement (dBμV/m) = Reading (dBμV) + C.F (Correction Factor).
4. Average measurements were not performed when peak levels lower than the average limits.

EUT	ACCESS POINT	Date of Test	2022-09-06
Factor	BBHA 9120D (1GHz~18GHz)_2022	Temp. / Humidity	25.1°C/48.8%
Polarity	Vertical	Site / Test Engineer	AC1 / Jay Chu
Test Mode	Transmit by 802.11ax-HE20 at 2437MHz	Test Voltage	120V/60Hz

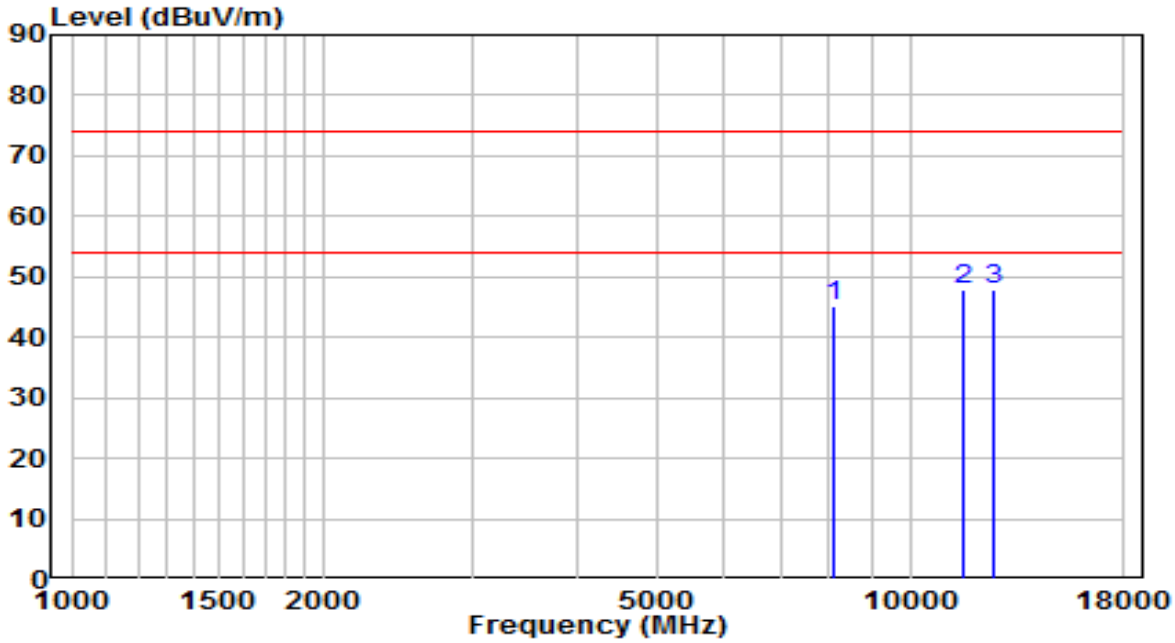

No		Frequency (MHz)	Reading (dBμV)	C.F (dB/m)	Measurement (dBμV/m)	Margin (dB)	Limit (dBμV/m)	Remark (QP/PK/AV)
1		8089.000	31.80	13.42	45.23	-28.77	74.00	Peak
2	*	11540.000	27.98	19.96	47.95	-26.05	74.00	Peak
3		12585.500	29.14	18.78	47.92	-26.08	74.00	Peak

Note:

1. " *", means this data is the worst emission level.
2. C.F (Correction Factor) = Antenna Factor (dB/m) + Cable Loss (dB) – Preamplifier (dB).
3. Measurement (dBμV/m) = Reading (dBμV) + C.F (Correction Factor).
4. Average measurements were not performed when peak levels lower than the average limits.

EUT	ACCESS POINT	Date of Test	2022-09-06
Factor	BBHA 9120D (1GHz~18GHz)_2022	Temp. / Humidity	25.1°C/48.8%
Polarity	Horizontal	Site / Test Engineer	AC1 / Jay Chu
Test Mode	Transmit by 802.11ax-HE20 at 2462MHz	Test Voltage	120V/60Hz

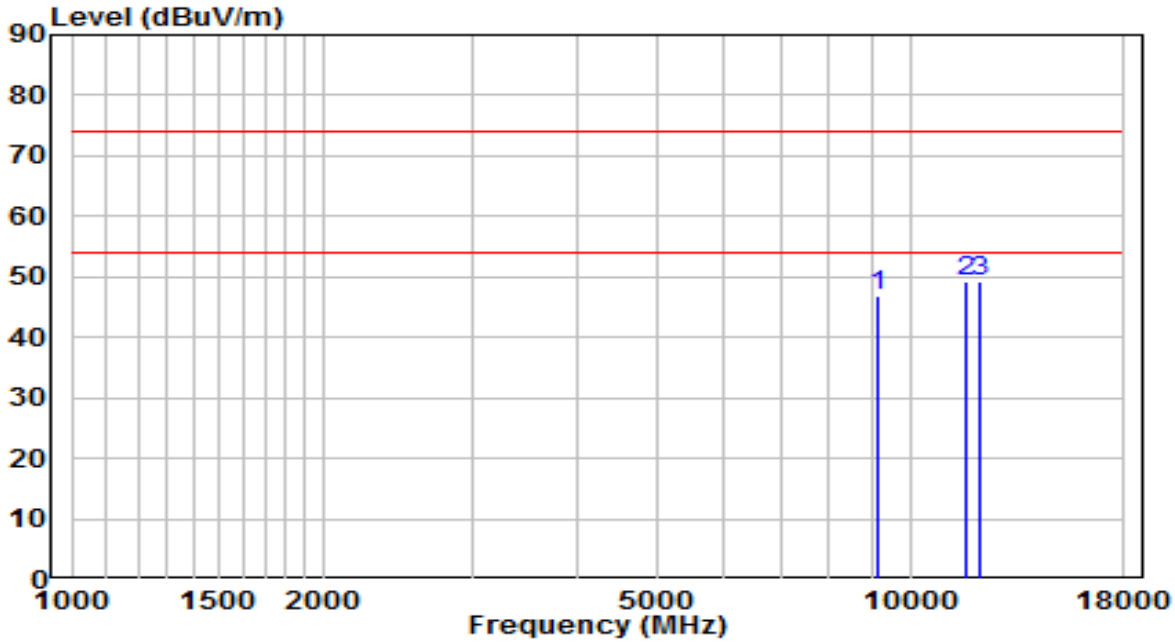

No		Frequency (MHz)	Reading (dBμV)	C.F (dB/m)	Measurement (dBμV/m)	Margin (dB)	Limit (dBμV/m)	Remark (QP/PK/AV)
1		9134.500	31.73	15.00	46.73	-27.27	74.00	Peak
2	*	11684.500	29.56	19.65	49.22	-24.78	74.00	Peak
3		12067.000	30.25	18.91	49.15	-24.85	74.00	Peak

Note:

1. " *", means this data is the worst emission level.
2. C.F (Correction Factor) = Antenna Factor (dB/m) + Cable Loss (dB) – Preamplifier (dB).
3. Measurement (dBμV/m) = Reading (dBμV) + C.F (Correction Factor).
4. Average measurements were not performed when peak levels lower than the average limits.

EUT	ACCESS POINT	Date of Test	2022-09-06
Factor	BBHA 9120D (1GHz~18GHz)_2022	Temp. / Humidity	25.1°C/48.8%
Polarity	Vertical	Site / Test Engineer	AC1 / Jay Chu
Test Mode	Transmit by 802.11ax-HE20 at 2462MHz	Test Voltage	120V/60Hz

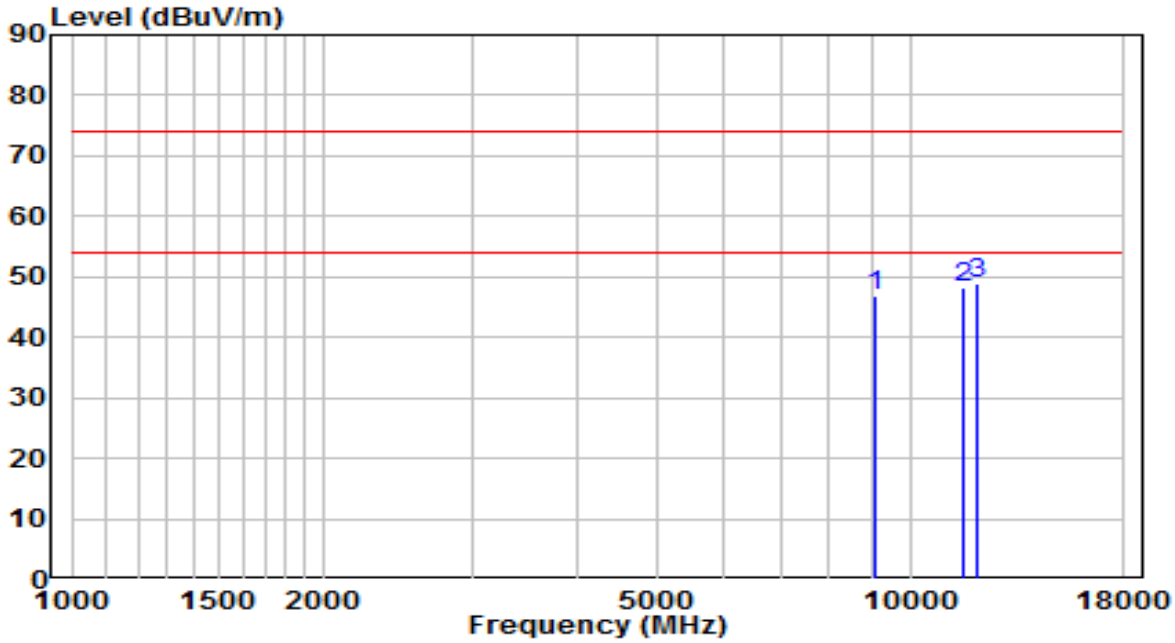

No		Frequency (MHz)	Reading (dBμV)	C.F (dB/m)	Measurement (dBμV/m)	Margin (dB)	Limit (dBμV/m)	Remark (QP/PK/AV)
1		9066.500	32.11	14.91	47.02	-26.98	74.00	Peak
2		11548.500	28.41	19.95	48.35	-25.65	74.00	Peak
3	*	12050.000	29.85	18.92	48.77	-25.23	74.00	Peak

Note:

1. " *", means this data is the worst emission level.
2. C.F (Correction Factor) = Antenna Factor (dB/m) + Cable Loss (dB) – Preamplifier (dB).
3. Measurement (dBμV/m) = Reading (dBμV) + C.F (Correction Factor).
4. Average measurements were not performed when peak levels lower than the average limits.

EUT	ACCESS POINT	Date of Test	2022-09-06
Factor	BBHA 9120D (1GHz~18GHz)_2022	Temp. / Humidity	25.1°C/48.8%
Polarity	Horizontal	Site / Test Engineer	AC1 / Jay Chu
Test Mode	Transmit by 802.11ax-HE40 at 2422MHz	Test Voltage	120V/60Hz

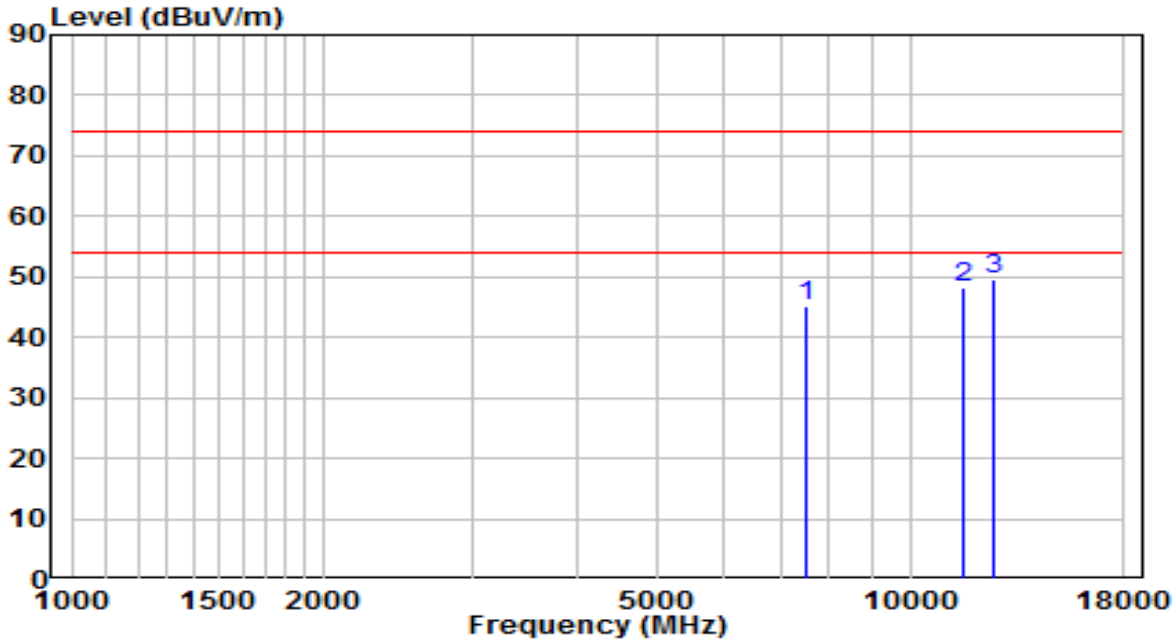

No		Frequency (MHz)	Reading (dBμV)	C.F (dB/m)	Measurement (dBμV/m)	Margin (dB)	Limit (dBμV/m)	Remark (QP/PK/AV)
1		7511.000	32.33	12.91	45.24	-28.76	74.00	Peak
2		11557.000	28.47	19.93	48.40	-25.60	74.00	Peak
3	*	12568.500	30.88	18.72	49.60	-24.40	74.00	Peak

Note:

1. " *", means this data is the worst emission level.
2. C.F (Correction Factor) = Antenna Factor (dB/m) + Cable Loss (dB) – Preamplifier (dB).
3. Measurement (dBμV/m) = Reading (dBμV) + C.F (Correction Factor).
4. Average measurements were not performed when peak levels lower than the average limits.

EUT	ACCESS POINT	Date of Test	2022-09-06
Factor	BBHA 9120D (1GHz~18GHz)_2022	Temp. / Humidity	25.1°C/48.8%
Polarity	Vertical	Site / Test Engineer	AC1 / Jay Chu
Test Mode	Transmit by 802.11ax-HE40 at 2422MHz	Test Voltage	120V/60Hz

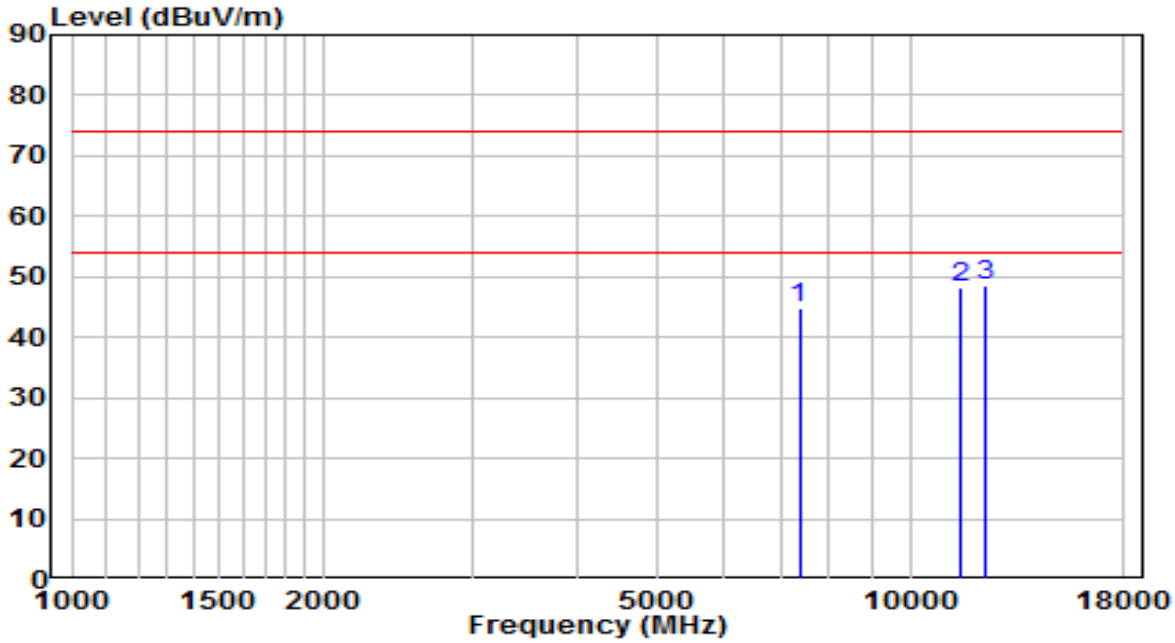

No		Frequency (MHz)	Reading (dBμV)	C.F (dB/m)	Measurement (dBμV/m)	Margin (dB)	Limit (dBμV/m)	Remark (QP/PK/AV)
1		7375.000	32.33	12.38	44.71	-29.29	74.00	Peak
2		11497.500	28.30	20.04	48.35	-25.65	74.00	Peak
3	*	12254.000	29.78	18.73	48.51	-25.49	74.00	Peak

Note:

1. " *", means this data is the worst emission level.
2. C.F (Correction Factor) = Antenna Factor (dB/m) + Cable Loss (dB) – Preamplifier (dB).
3. Measurement (dBμV/m) = Reading (dBμV) + C.F (Correction Factor).
4. Average measurements were not performed when peak levels lower than the average limits.

EUT	ACCESS POINT	Date of Test	2022-09-06
Factor	BBHA 9120D (1GHz~18GHz)_2022	Temp. / Humidity	25.1°C/48.8%
Polarity	Horizontal	Site / Test Engineer	AC1 / Jay Chu
Test Mode	Transmit by 802.11ax-HE40 at 2437MHz	Test Voltage	120V/60Hz

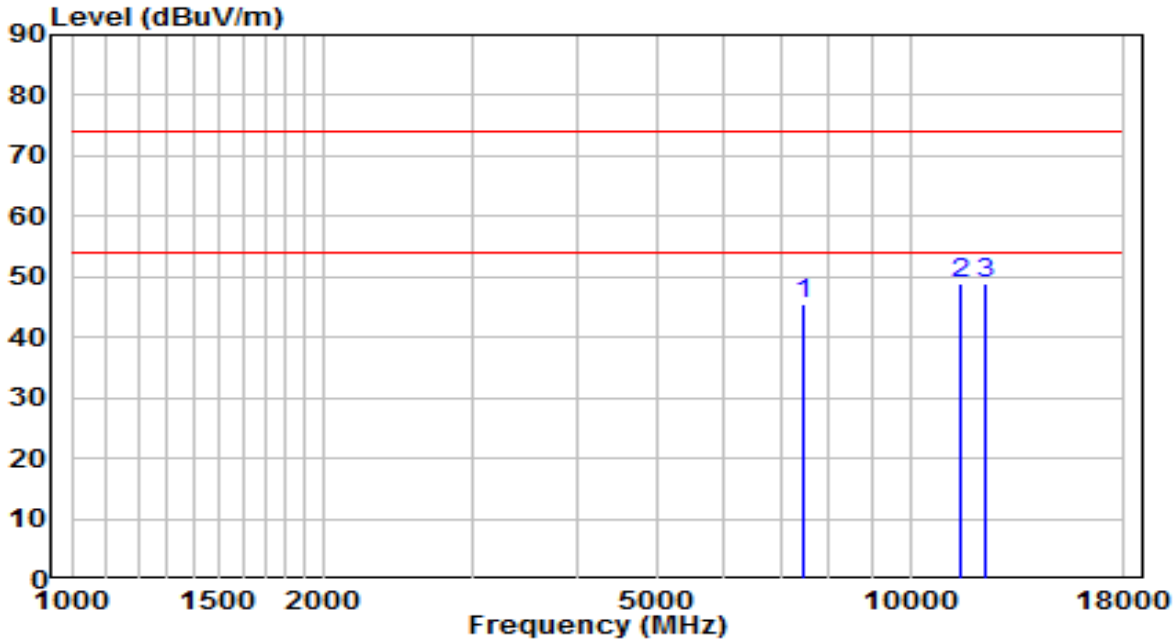

No		Frequency (MHz)	Reading (dBμV)	C.F (dB/m)	Measurement (dBμV/m)	Margin (dB)	Limit (dBμV/m)	Remark (QP/PK/AV)
1		7468.500	32.63	12.76	45.40	-28.60	74.00	Peak
2	*	11514.500	29.05	20.02	49.07	-24.93	74.00	Peak
3		12313.500	30.15	18.68	48.83	-25.17	74.00	Peak

Note:

1. " *", means this data is the worst emission level.
2. C.F (Correction Factor) = Antenna Factor (dB/m) + Cable Loss (dB) – Preamplifier (dB).
3. Measurement (dBμV/m) = Reading (dBμV) + C.F (Correction Factor).
4. Average measurements were not performed when peak levels lower than the average limits.

EUT	ACCESS POINT	Date of Test	2022-09-06
Factor	BBHA 9120D (1GHz~18GHz)_2022	Temp. / Humidity	25.1°C/48.8%
Polarity	Vertical	Site / Test Engineer	AC1 / Jay Chu
Test Mode	Transmit by 802.11ax-HE40 at 2437MHz	Test Voltage	120V/60Hz

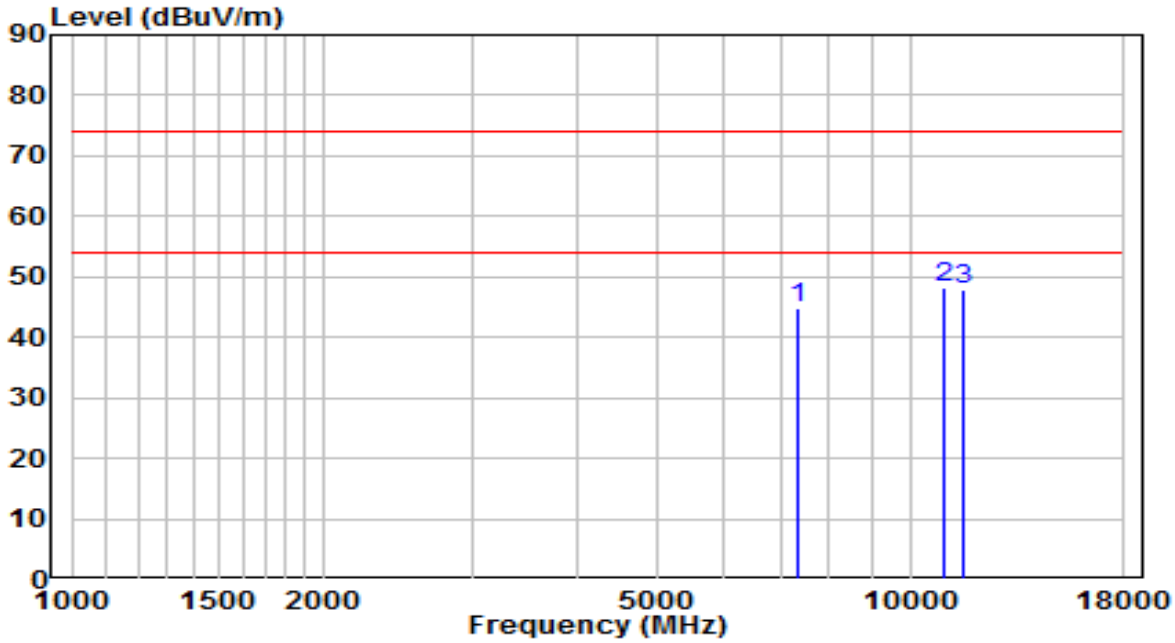

No		Frequency (MHz)	Reading (dBμV)	C.F (dB/m)	Measurement (dBμV/m)	Margin (dB)	Limit (dBμV/m)	Remark (QP/PK/AV)
1		7341.000	32.43	12.24	44.67	-29.33	74.00	Peak
2	*	10936.500	29.11	18.96	48.07	-25.93	74.00	Peak
3		11591.000	27.94	19.85	47.79	-26.21	74.00	Peak

Note:

1. " *", means this data is the worst emission level.
2. C.F (Correction Factor) = Antenna Factor (dB/m) + Cable Loss (dB) – Preamplifier (dB).
3. Measurement (dBμV/m) = Reading (dBμV) + C.F (Correction Factor).
4. Average measurements were not performed when peak levels lower than the average limits.

EUT	ACCESS POINT	Date of Test	2022-09-06
Factor	BBHA 9120D (1GHz~18GHz)_2022	Temp. / Humidity	25.1°C/48.8%
Polarity	Horizontal	Site / Test Engineer	AC1 / Jay Chu
Test Mode	Transmit by 802.11ax-HE40 at 2452MHz	Test Voltage	120V/60Hz

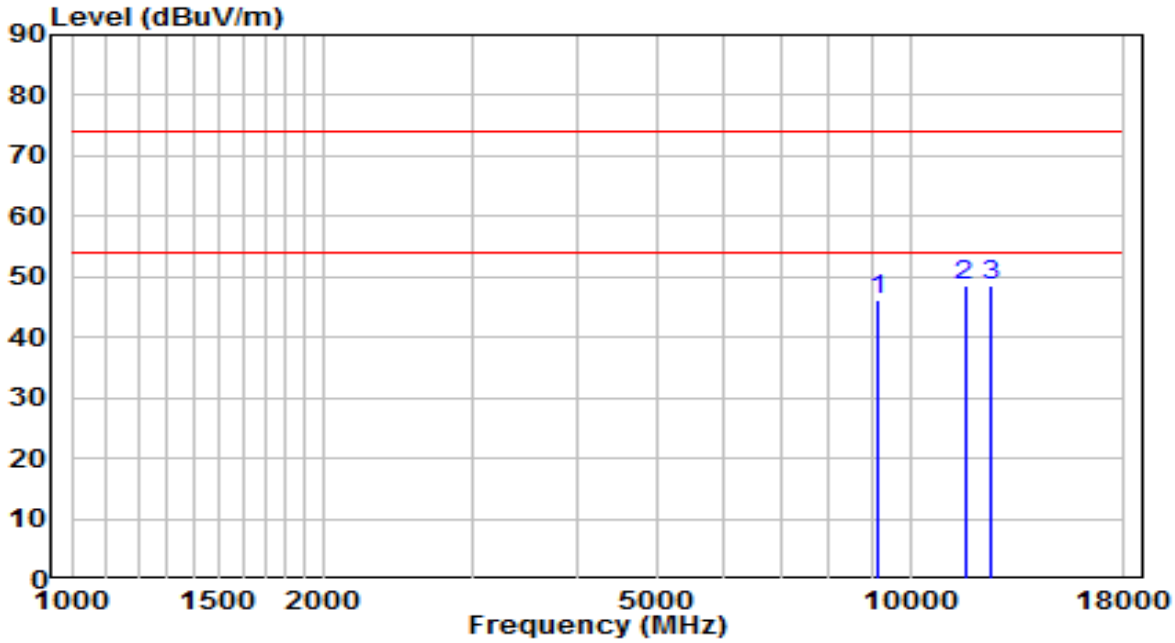

No		Frequency (MHz)	Reading (dBμV)	C.F (dB/m)	Measurement (dBμV/m)	Margin (dB)	Limit (dBμV/m)	Remark (QP/PK/AV)
1		9177.000	30.99	15.06	46.04	-27.96	74.00	Peak
2		11616.500	28.62	19.80	48.41	-25.59	74.00	Peak
3	*	12466.500	30.01	18.54	48.54	-25.46	74.00	Peak

Note:

1. " *", means this data is the worst emission level.
2. C.F (Correction Factor) = Antenna Factor (dB/m) + Cable Loss (dB) – Preamplifier (dB).
3. Measurement (dBμV/m) = Reading (dBμV) + C.F (Correction Factor).
4. Average measurements were not performed when peak levels lower than the average limits.

EUT	ACCESS POINT	Date of Test	2022-09-06
Factor	BBHA 9120D (1GHz~18GHz)_2022	Temp. / Humidity	25.1°C/48.8%
Polarity	Vertical	Site / Test Engineer	AC1 / Jay Chu
Test Mode	Transmit by 802.11ax-HE40 at 2452MHz	Test Voltage	120V/60Hz

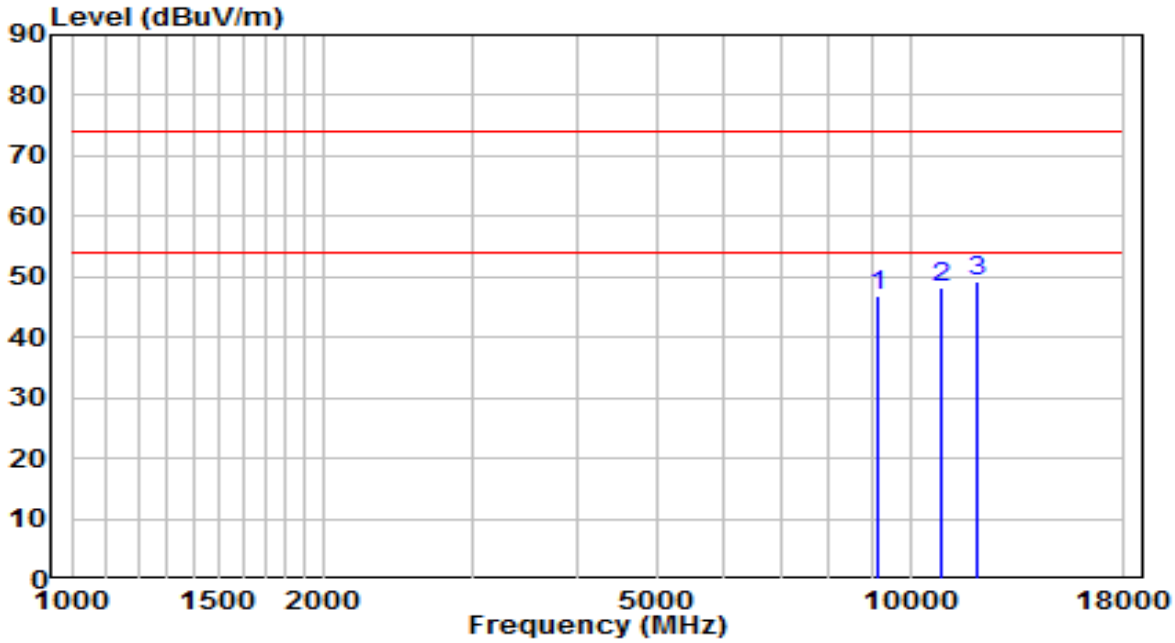

No		Frequency (MHz)	Reading (dBμV)	C.F (dB/m)	Measurement (dBμV/m)	Margin (dB)	Limit (dBμV/m)	Remark (QP/PK/AV)
1		9134.500	31.78	15.00	46.78	-27.22	74.00	Peak
2		10860.000	29.26	18.88	48.14	-25.86	74.00	Peak
3	*	12058.500	30.19	18.92	49.10	-24.90	74.00	Peak

Note:

1. " *", means this data is the worst emission level.
2. C.F (Correction Factor) = Antenna Factor (dB/m) + Cable Loss (dB) – Preamplifier (dB).
3. Measurement (dBμV/m) = Reading (dBμV) + C.F (Correction Factor).
4. Average measurements were not performed when peak levels lower than the average limits.

The Result of Radiated Emission 9kHz ~ 30MHz:

EUT	ACCESS POINT	Date of Test	2022-09-06
Factor	FMZB 1519B (9KHz~30MHz)_2022	Temp. / Humidity	25.1°C /48.8%
Polarity	Coaxial	Site / Test Engineer	AC1 / Jay Chu
Test Mode	Transmit by 802.11b at 2437MHz	Test Voltage	120V/60Hz

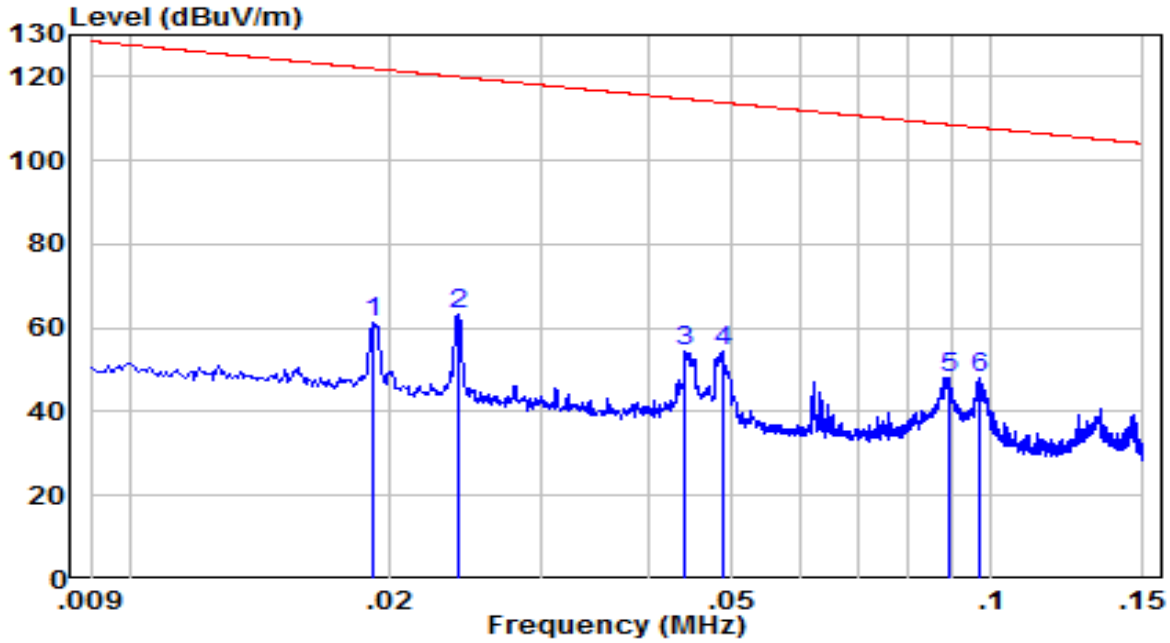

No		Frequency (MHz)	Reading (dBμV)	C.F (dB/m)	Measurement (dBμV/m)	Margin (dB)	Limit (dBμV/m)	Remark (QP/PK/AV)
1		0.019	42.73	18.48	61.21	-60.73	121.94	Peak
2	*	0.024	44.42	18.94	63.36	-56.61	119.98	Peak
3		0.044	35.12	19.37	54.49	-60.21	114.70	Peak
4		0.049	35.21	19.32	54.53	-59.27	113.81	Peak
5		0.089	29.88	18.29	48.17	-60.41	108.58	Peak
6		0.097	29.78	18.08	47.86	-59.98	107.84	Peak

Note:

1. " *", means this data is the worst emission level.
2. C.F (Correction Factor) = Antenna Factor (dB/m) + Cable Loss (dB).
3. Measurement(dBμV/m) = Reading(dBμV) + C.F (Correction Factor).
4. QP measurements were not performed when peak levels lower than the QP limits.

EUT	ACCESS POINT	Date of Test	2022-09-06
Factor	FMZB 1519B (9KHz~30MHz)_2022	Temp. / Humidity	25.1°C /48.8%
Polarity	Coaxial	Site / Test Engineer	AC1 / Jay Chu
Test Mode	Transmit by 802.11b at 2437MHz	Test Voltage	120V/60Hz

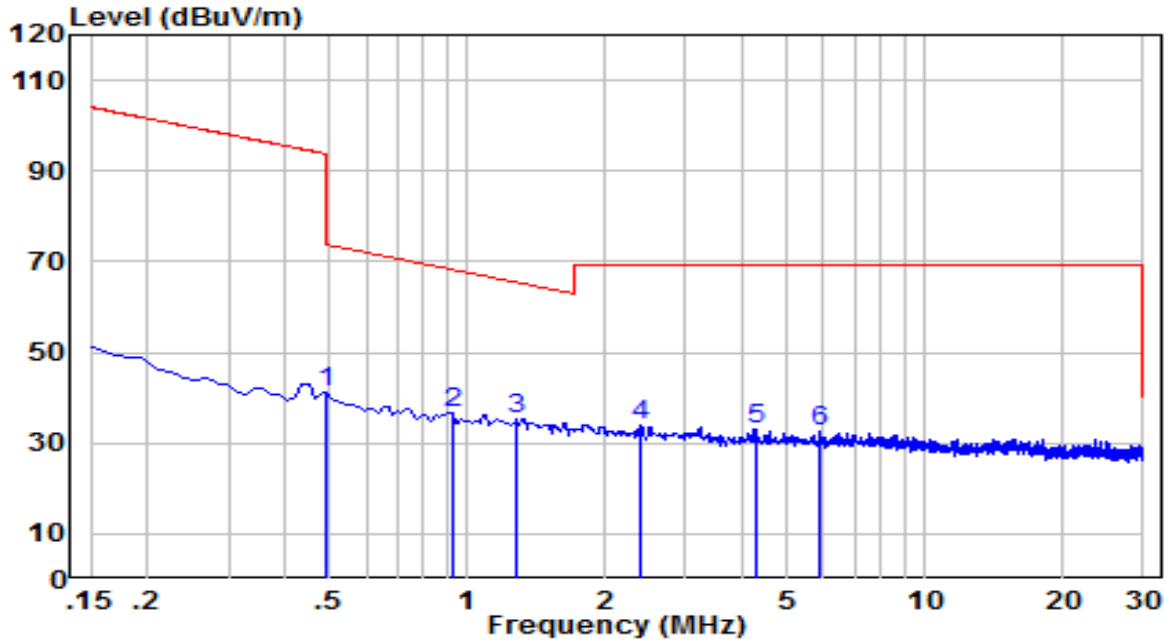

No		Frequency (MHz)	Reading (dBμV)	C.F (dB/m)	Measurement (dBμV/m)	Margin (dB)	Limit (dBμV/m)	Remark (QP/PK/AV)
1		0.493	22.40	18.75	41.15	-32.59	73.74	Peak
2		0.926	17.95	18.94	36.89	-31.40	68.29	Peak
3	*	1.284	16.44	18.95	35.39	-30.07	65.45	Peak
4		2.389	15.12	18.87	33.99	-35.51	69.50	Peak
5		4.254	13.96	19.18	33.14	-36.36	69.50	Peak
6		5.881	13.02	19.74	32.77	-36.73	69.50	Peak

Note:

1. " *", means this data is the worst emission level.
2. C.F (Correction Factor) = Antenna Factor (dB/m) + Cable Loss (dB).
3. Measurement(dBμV/m) = Reading(dBμV) + C.F (Correction Factor).
4. QP measurements were not performed when peak levels lower than the QP limits.

EUT	ACCESS POINT	Date of Test	2022-09-06
Factor	FMZB 1519B (9KHz~30MHz)_2022	Temp. / Humidity	25.1°C /48.8%
Polarity	Coplanar	Site / Test Engineer	AC1 / Jay Chu
Test Mode	Transmit by 802.11b at 2437MHz	Test Voltage	120V/60Hz

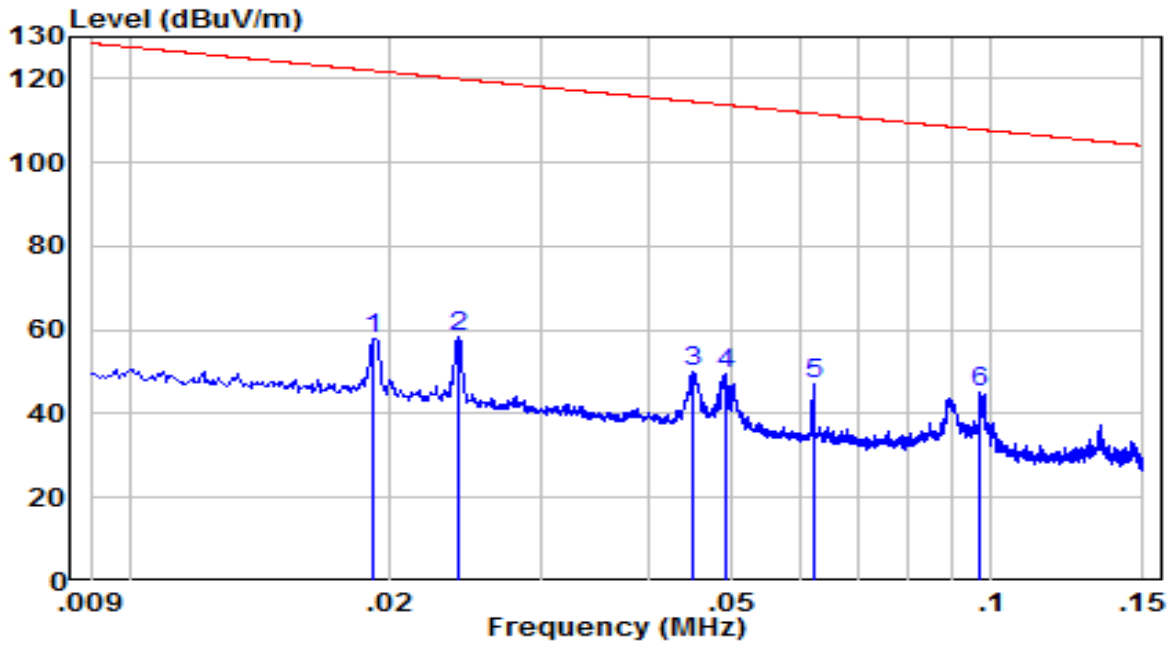

No		Frequency (MHz)	Reading (dBμV)	C.F (dB/m)	Measurement (dBμV/m)	Margin (dB)	Limit (dBμV/m)	Remark (QP/PK/AV)
1		0.019	39.54	18.48	58.02	-63.93	121.94	Peak
2	*	0.024	39.32	18.95	58.26	-61.69	119.95	Peak
3		0.045	30.77	19.36	50.13	-64.42	114.55	Peak
4		0.049	30.01	19.32	49.33	-64.45	113.78	Peak
5		0.062	28.06	19.00	47.06	-64.68	111.73	Peak
6		0.097	26.91	18.09	44.99	-62.86	107.86	Peak

Note:

1. " *", means this data is the worst emission level.
2. C.F (Correction Factor) = Antenna Factor (dB/m) + Cable Loss (dB).
3. Measurement(dBμV/m) = Reading(dBμV) + C.F (Correction Factor).
4. QP measurements were not performed when peak levels lower than the QP limits.

EUT	ACCESS POINT	Date of Test	2022-09-06
Factor	FMZB 1519B (9KHz~30MHz)_2022	Temp. / Humidity	25.1°C /48.8%
Polarity	Coplanar	Site / Test Engineer	AC1 / Jay Chu
Test Mode	Transmit by 802.11b at 2437MHz	Test Voltage	120V/60Hz

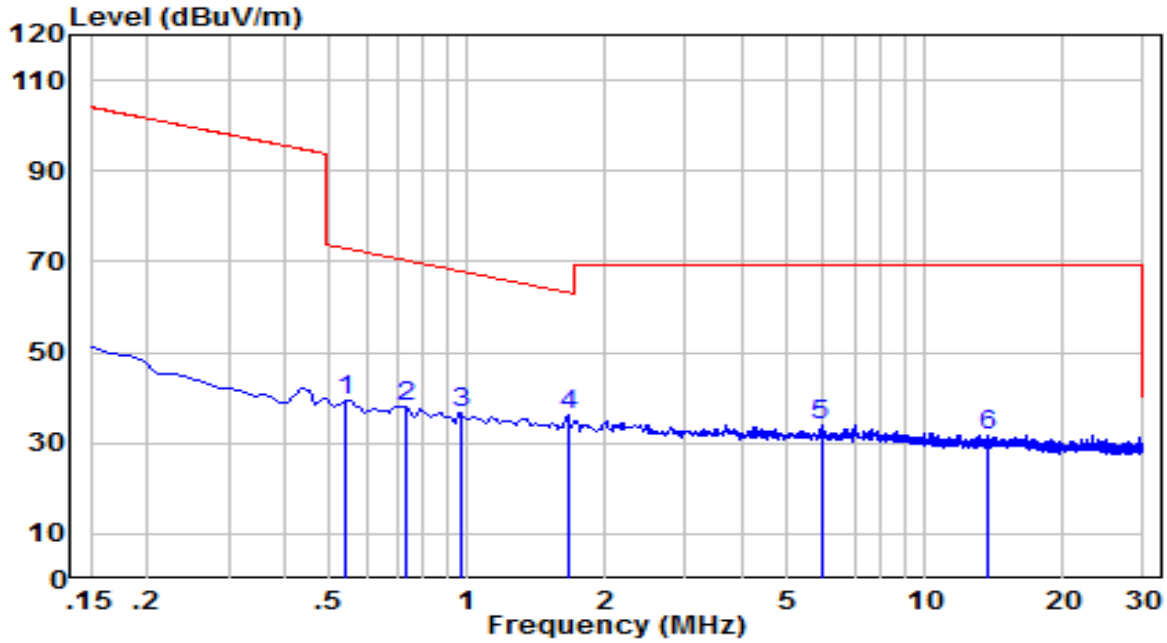

No		Frequency (MHz)	Reading (dBμV)	C.F (dB/m)	Measurement (dBμV/m)	Margin (dB)	Limit (dBμV/m)	Remark (QP/PK/AV)
1		0.538	20.83	18.76	39.59	-33.40	72.99	Peak
2		0.732	19.29	18.85	38.14	-32.18	70.32	Peak
3		0.971	17.82	18.96	36.78	-31.10	67.88	Peak
4	*	1.657	17.19	18.92	36.11	-27.13	63.25	Peak
5		5.926	14.16	19.76	33.93	-35.57	69.50	Peak
6		13.747	9.70	21.94	31.64	-37.86	69.50	Peak

Note:

1. " *", means this data is the worst emission level.
2. C.F (Correction Factor) = Antenna Factor (dB/m) + Cable Loss (dB).
3. Measurement(dBμV/m) = Reading(dBμV) + C.F (Correction Factor).
4. QP measurements were not performed when peak levels lower than the QP limits.

The Result of Radiated Emission 30MHz ~ 1GHz:

EUT	ACCESS POINT	Date of Test	2022-09-06
Factor	VULB 9162 (30MHz~8GHz) + 6dB Attenuator_2021	Temp. / Humidity	25.1°C /48.8%
Polarity	Horizontal	Site / Test Engineer	AC1 / Jay Chu
Test Mode	Transmit by 802.11b at 2437MHz	Test Voltage	120V/60Hz

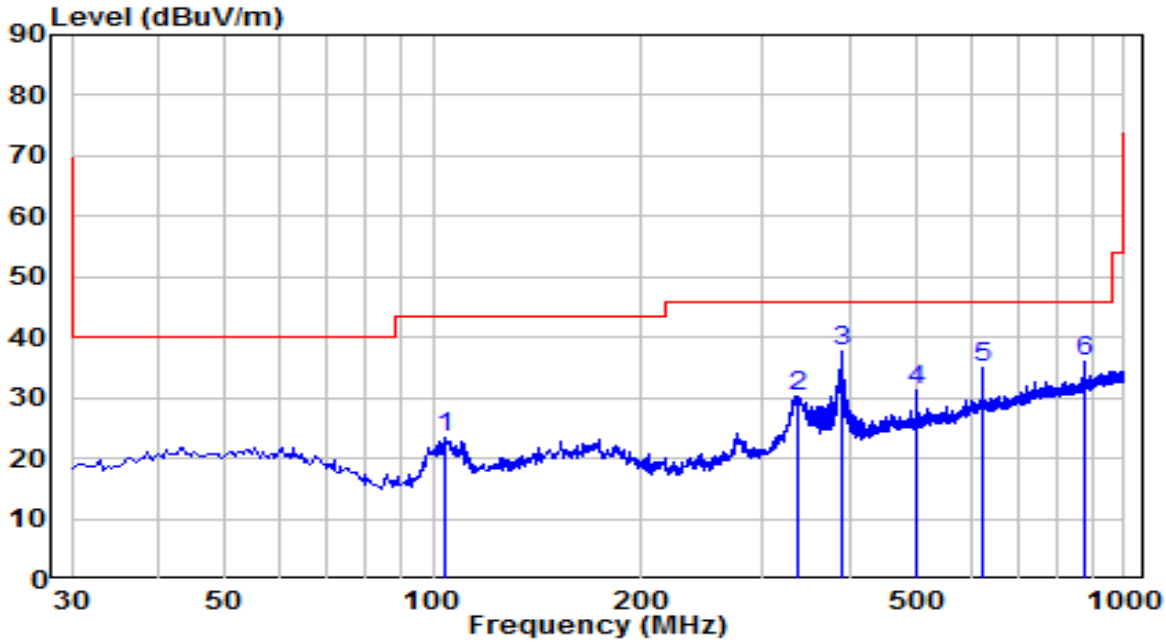

No		Frequency (MHz)	Reading (dBµV)	C.F (dB/m)	Measurement (dBµV/m)	Margin (dB)	Limit (dBµV/m)	Remark (QP/PK/AV)
1		103.720	4.34	19.11	23.44	-20.06	43.50	Peak
2		336.035	7.70	22.67	30.38	-15.62	46.00	Peak
3	*	390.355	13.80	24.04	37.84	-8.16	46.00	Peak
4		499.965	5.17	26.02	31.19	-14.81	46.00	Peak
5		625.095	6.76	28.26	35.02	-10.98	46.00	Peak
6		874.870	4.37	31.78	36.15	-9.85	46.00	Peak

Note:

1. " *", means this data is the worst emission level.
2. C.F (Correction Factor) = Antenna Factor (dB/m) + Cable Loss (dB).
3. Measurement (dBµV/m) = Reading (dBµV) + C.F (Correction Factor).
4. QP measurements were not performed when peak levels lower than the QP limits.

EUT	ACCESS POINT	Date of Test	2022-09-06
Factor	VULB 9162 (30MHz~8GHz) + 6dB Attenuator_2021	Temp. / Humidity	25.1°C /48.8%
Polarity	Vertical	Site / Test Engineer	AC1 / Jay Chu
Test Mode	Transmit by 802.11b at 2437MHz	Test Voltage	120V/60Hz

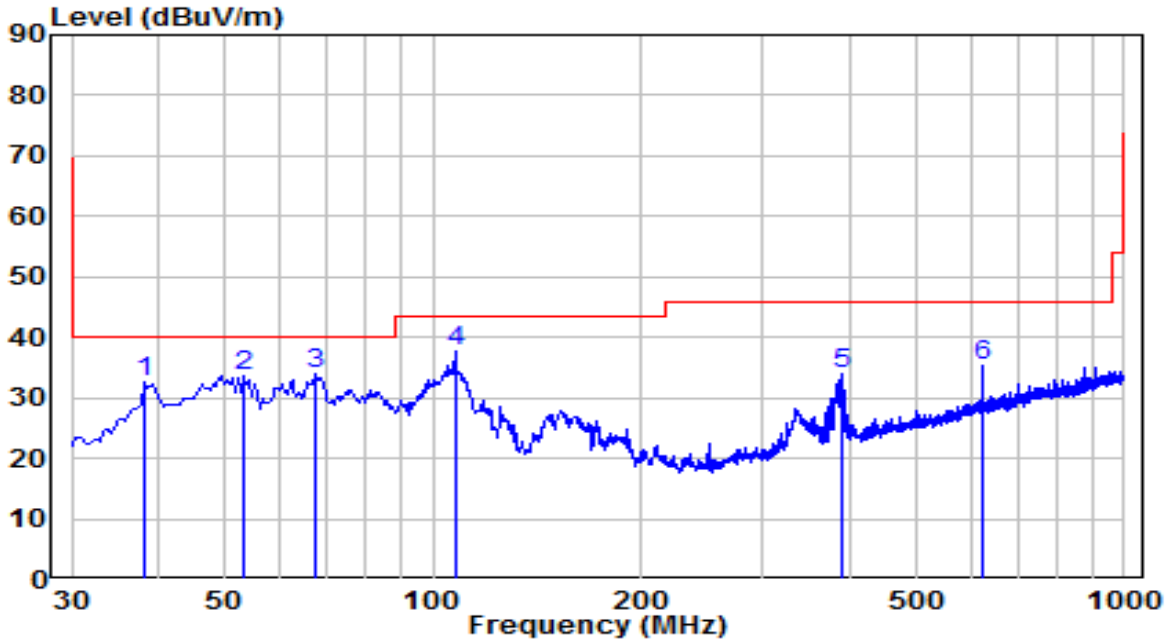

No		Frequency (MHz)	Reading (dBμV)	C.F (dB/m)	Measurement (dBμV/m)	Margin (dB)	Limit (dBμV/m)	Remark (QP/PK/AV)
1		38.245	12.86	19.58	32.44	-7.56	40.00	Peak
2		53.280	12.67	20.94	33.62	-6.38	40.00	Peak
3		67.830	16.99	16.98	33.97	-6.03	40.00	Peak
4	*	107.600	18.84	18.92	37.77	-5.73	43.50	Peak
5		389.870	9.85	24.03	33.88	-12.12	46.00	Peak
6		625.095	7.19	28.26	35.45	-10.55	46.00	Peak

Note:

1. " *", means this data is the worst emission level.
2. C.F (Correction Factor) = Antenna Factor (dB/m) + Cable Loss (dB).
3. Measurement (dBμV/m) = Reading (dBμV) + C.F (Correction Factor).
4. QP measurements were not performed when peak levels lower than the QP limits.

The Result of Radiated Emission 1GHz ~ 18GHz:

EUT	ACCESS POINT	Date of Test	2022-09-06
Factor	BBHA 9120D (1GHz~18GHz)_2022	Temp. / Humidity	25.1°C/48.8%
Polarity	Horizontal	Site / Test Engineer	AC1 / Jay Chu
Test Mode	Transmit by 802.11ax-HE40 at 2422MHz	Test Voltage	120V/60Hz

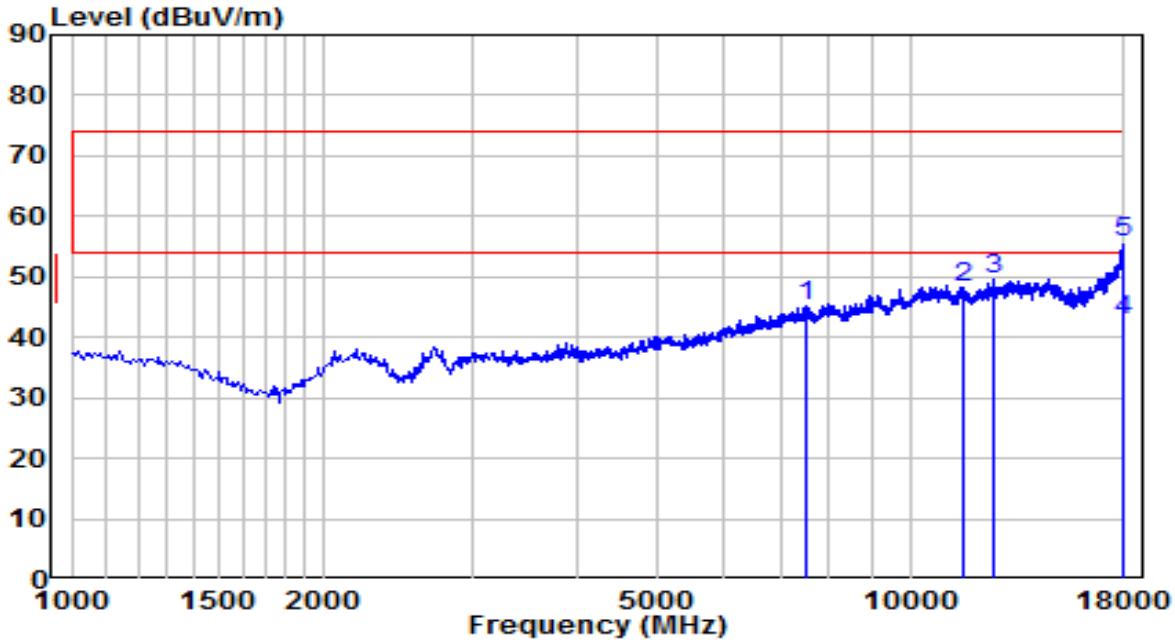

No		Frequency (MHz)	Reading (dBμV)	C.F (dB/m)	Measurement (dBμV/m)	Margin (dB)	Limit (dBμV/m)	Remark (QP/PK/AV)
1		7511.000	32.33	12.91	45.24	-28.76	74.00	Peak
2		11557.000	28.47	19.93	48.40	-25.60	74.00	Peak
3		12568.500	30.88	18.72	49.60	-24.40	74.00	Peak
4	*	18000.000	10.93	32.03	42.96	-11.04	54.00	Average
5		18000.000	23.52	32.03	55.55	-18.45	74.00	Peak

Note:

1. " *", means this data is the worst emission level.
2. C.F (Correction Factor) = Antenna Factor (dB/m) + Cable Loss (dB) – Preamplifier (dB).
3. Measurement (dBμV/m) = Reading (dBμV) + C.F (Correction Factor).
4. Average measurements were not performed when peak levels lower than the average limits.

EUT	ACCESS POINT	Date of Test	2022-09-06
Factor	BBHA 9120D (1GHz~18GHz)_2022	Temp. / Humidity	25.1°C/48.8%
Polarity	Vertical	Site / Test Engineer	AC1 / Jay Chu
Test Mode	Transmit by 802.11ax-HE40 at 2422MHz	Test Voltage	120V/60Hz

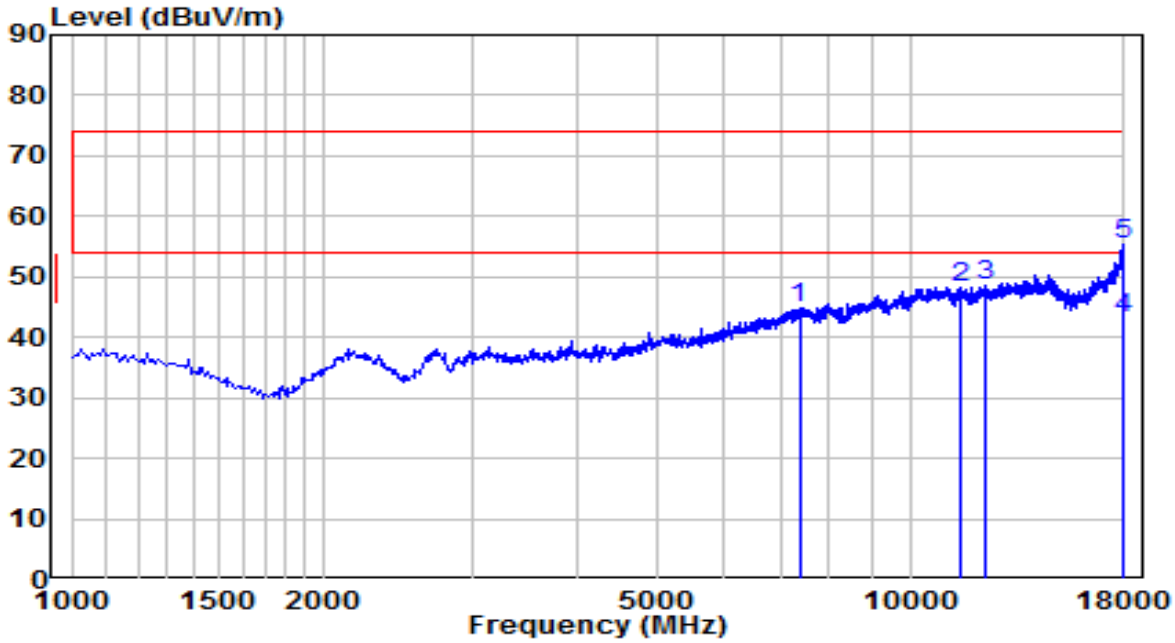

No		Frequency (MHz)	Reading (dBμV)	C.F (dB/m)	Measurement (dBμV/m)	Margin (dB)	Limit (dBμV/m)	Remark (QP/PK/AV)
1		7375.000	32.33	12.38	44.71	-29.29	74.00	Peak
2		11497.500	28.30	20.04	48.35	-25.65	74.00	Peak
3		12254.000	29.78	18.73	48.51	-25.49	74.00	Peak
4	*	17966.000	11.26	31.76	43.02	-10.98	54.00	Average
5		17966.000	23.75	31.76	55.51	-18.49	74.00	Peak

Note:

1. " *", means this data is the worst emission level.
2. C.F (Correction Factor) = Antenna Factor (dB/m) + Cable Loss (dB) – Preamplifier (dB).
3. Measurement (dBμV/m) = Reading (dBμV) + C.F (Correction Factor).
4. Average measurements were not performed when peak levels lower than the average limits.

The Result of Radiated Spurious Emission above 18GHz:

EUT	ACCESS POINT	Date of Test	2022-09-06
Factor	BBHA 9170 (15GHz~40GHz)_2022	Temp. / Humidity	25.1°C/48.8%
Polarity	Horizontal	Site / Test Engineer	AC1 / Jay Chu
Test Mode	Transmit by 802.11b at 2437MHz	Test Voltage	120V/60Hz

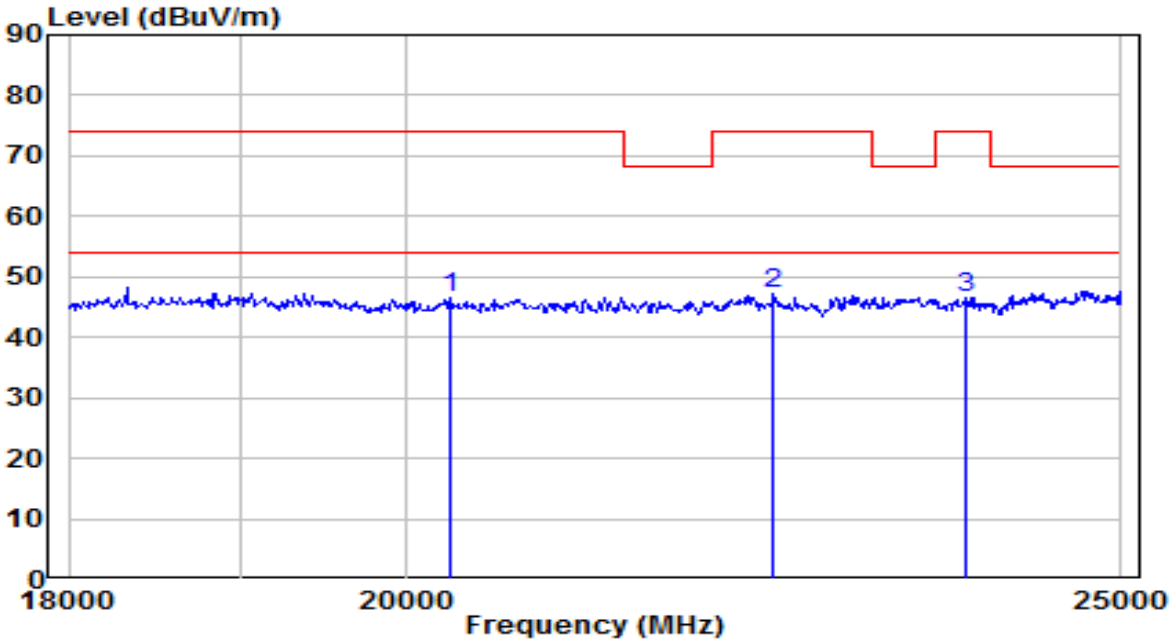

No		Frequency (MHz)	Reading (dBμV)	C.F (dB/m)	Measurement (dBμV/m)	Margin (dB)	Limit (dBμV/m)	Remark (QP/PK/AV)
1		20277.000	36.00	10.65	46.65	-27.35	74.00	Peak
2	*	22433.000	35.72	11.40	47.12	-26.88	74.00	Peak
3		23819.000	34.71	11.82	46.53	-27.47	74.00	Peak

Note:

1. " *", means this data is the worst emission level.
2. C.F (Correction Factor) = Antenna Factor (dB/m) + Cable Loss (dB) – Preamplifier(dB).
3. Measurement(dBμV/m) = Reading(dBμV) + C.F (Correction Factor).
4. Average measurements were not performed when peak levels lower than the average limits.

EUT	ACCESS POINT	Date of Test	2022-09-06
Factor	BBHA 9170 (15GHz~40GHz)_2022	Temp. / Humidity	25.1°C/48.8%
Polarity	Vertical	Site / Test Engineer	AC1 / Jay Chu
Test Mode	Transmit by 802.11b at 2437MHz	Test Voltage	120V/60Hz

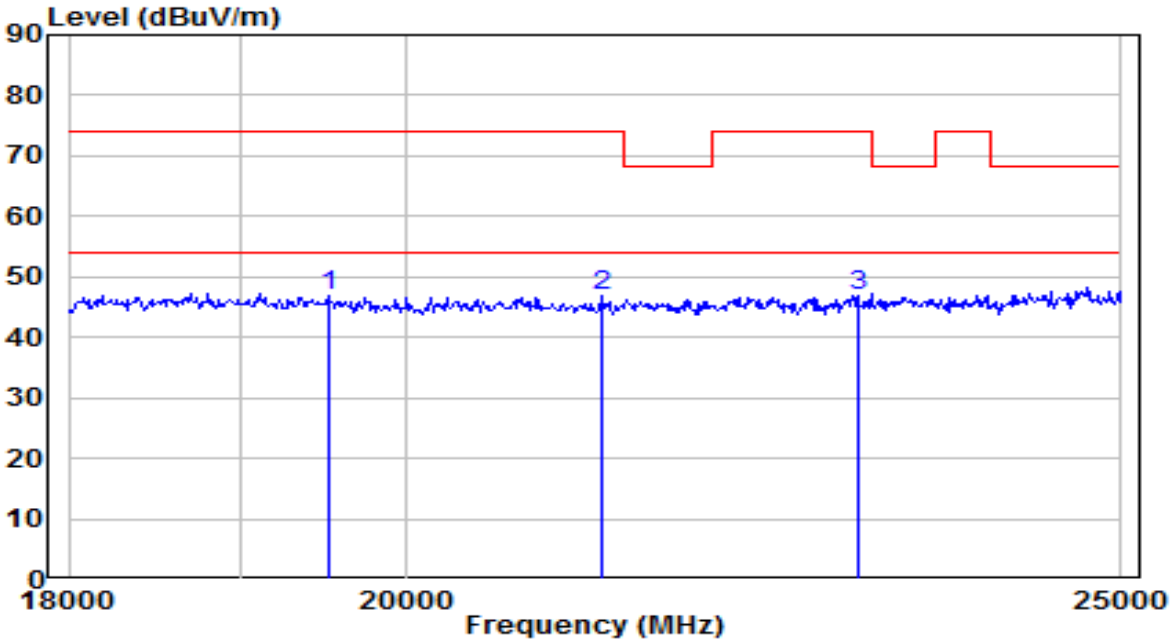

No		Frequency (MHz)	Reading (dBμV)	C.F (dB/m)	Measurement (dBμV/m)	Margin (dB)	Limit (dBμV/m)	Remark (QP/PK/AV)
1		19518.000	36.09	10.71	46.80	-27.20	74.00	Peak
2	*	21267.000	36.06	10.86	46.92	-27.08	74.00	Peak
3		23027.000	35.15	11.74	46.89	-27.11	74.00	Peak

Note:

1. " *", means this data is the worst emission level.
2. C.F (Correction Factor) = Antenna Factor (dB/m) + Cable Loss (dB) – Preamplifier(dB).
3. Measurement(dBμV/m) = Reading(dBμV) + C.F (Correction Factor).
4. Average measurements were not performed when peak levels lower than the average limits.

7.7. Radiated Restricted Band Edge Measurement

7.7.1.Test Limit

For 15.205 requirement:

Radiated emissions which fall in the restricted bands, as defined in Section 15.205(a) of FCC part 15, must also comply with the radiated emission limits specified in Section 15.209(a).

Frequency (MHz)	Frequency (MHz)	Frequency (MHz)	Frequency (GHz)
0.090 - 0.110	16.42 - 16.423	399.9 - 410	4.5 - 5.15
[1] 0.495 - 0.505	16.69475 - 16.69525	608 - 614	5.35 - 5.46
2.1735 - 2.1905	16.80425 - 16.80475	960 - 1240	7.25 - 7.75
4.125 - 4.128	25.5 - 25.67	1300 - 1427	8.025 - 8.5
4.17725 - 4.17775	37.5 - 38.25	1435 - 1626.5	9.0 - 9.2
4.20725 - 4.20775	73 - 74.6	1645.5 - 1646.5	9.3 - 9.5
6.215 - 6.218	74.8 - 75.2	1660 - 1710	10.6 - 12.7
6.26775 - 6.26825	108 - 121.94	1718.8 - 1722.2	13.25 - 13.4
6.31175 - 6.31225	123 - 138	2200 - 2300	14.47 - 14.5
8.291 - 8.294	149.9 - 150.05	2310 - 2390	15.35 - 16.2
8.362 - 8.366	156.52475 - 156.52525	2483.5 - 2500	17.7 - 21.4
8.37625 - 8.38675	156.7 - 156.9	2690 - 2900	22.01 - 23.12
8.41425 - 8.41475	162.0125 - 167.17	3260 - 3267	23.6 - 24.0
12.29 - 12.293	167.72 - 173.2	3332 - 3339	31.2 - 31.8
12.51975 - 12.52025	240 - 285	3345.8 - 3358	36.43 - 36.5
12.57675 - 12.57725	322 - 335.4	3600 - 4400	([2])
13.36 - 13.41	--	--	--

All out of band emissions appearing in a restricted band as specified in Section 15.205 of the Title 47CFR must not exceed the limits shown in Table per Section 15.209.

FCC Part 15 Subpart C Paragraph 15.209 Limits		
Frequency [MHz]	Field Strength [μV/m]	Measured Distance [Meters]
0.009 - 0.490	2400/F (kHz)	300
0.490 - 1.705	24000/F (kHz)	30
1.705 - 30	30	30
30 - 88	100	3
88 - 216	150	3
216 - 960	200	3
Above 960	500	3

7.7.2.Test Procedure Used

ANSI C63.10 Section 6.3 (General Requirements)

ANSI C63.10 Section 6.6 (Standard test method above 1GHz)

7.7.3.Test Setting

Peak Field Strength Measurements

1. Analyzer center frequency was set to the frequency of the radiated spurious emission of interest
2. RBW = 1MHz
3. VBW = 3MHz
4. Detector = peak
5. Sweep time = auto couple
6. Trace mode = max hold
7. Trace was allowed to stabilize

Average Measurements above 1GHz (Method VB)

1. Analyzer center frequency was set to the frequency of the radiated spurious emission of interest
2. RBW = 1MHz
3. VBW; If the EUT is configured to transmit with duty cycle ≥ 98%, set VBW = 10 Hz.

   If the EUT duty cycle is < 98%, set VBW ≥ 1/T. T is the minimum transmission duration.

802.11b	82 Hz	802.11n-HT20	510 Hz	802.11ax-HE20	680 Hz
802.11g	470 Hz	802.11n-HT40	1.1 kHz	802.11ax-HE20	1.3 kHz

4. Average Type = Voltage
5. Detector = Peak
6. Sweep time = auto
7. Trace mode = max hold
8. Trace was allowed to stabilize

7.7.4.Test Setup

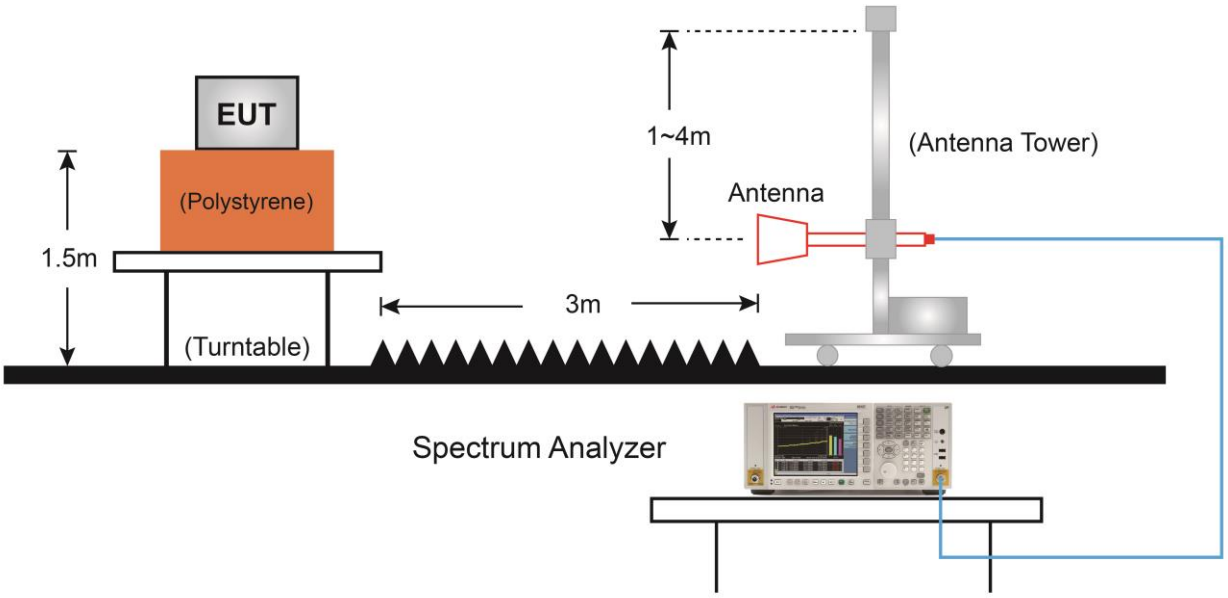

7.7.5.Test Result

EUT	ACCESS POINT	Date of Test	2022-08-31
Factor	BBHA 9120D (1GHz~18GHz)_2022	Temp. / Humidity	25.6°C/48.5%
Polarity	Horizontal	Site / Test Engineer	AC1 / Jay Chu
Test Mode	Transmit by 802.11b at 2412MHz	Test Voltage	120V/60Hz

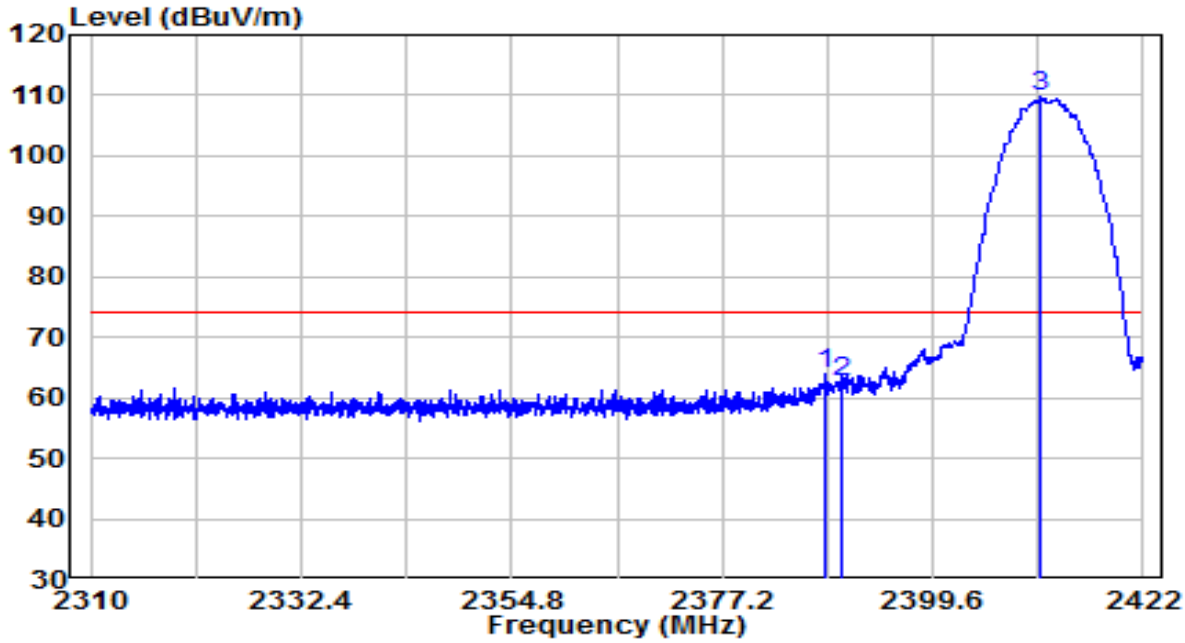

No		Frequency (MHz)	Reading (dBμV)	C.F (dB/m)	Measurement (dBμV/m)	Margin (dB)	Limit (dBμV/m)	Remark (QP/PK/AV)
1		2388.064	31.57	32.28	63.84	-10.16	74.00	Peak
2		2390.000	30.44	32.28	62.72	-11.28	74.00	Peak
3	*	2411.080	77.40	32.36	109.76	N/A	N/A	Peak

Note:

1. " *", means this data is the worst emission level.
2. C.F (Correction Factor) = Antenna Factor (dB/m) + Cable Loss (dB).
3. Measurement (dBμV/m) = Reading (dBμV) + C.F (Correction Factor).

EUT	ACCESS POINT	Date of Test	2022-08-31
Factor	BBHA 9120D (1GHz~18GHz)_2022	Temp. / Humidity	25.6°C/48.5%
Polarity	Horizontal	Site / Test Engineer	AC1 / Jay Chu
Test Mode	Transmit by 802.11b at 2412MHz	Test Voltage	120V/60Hz

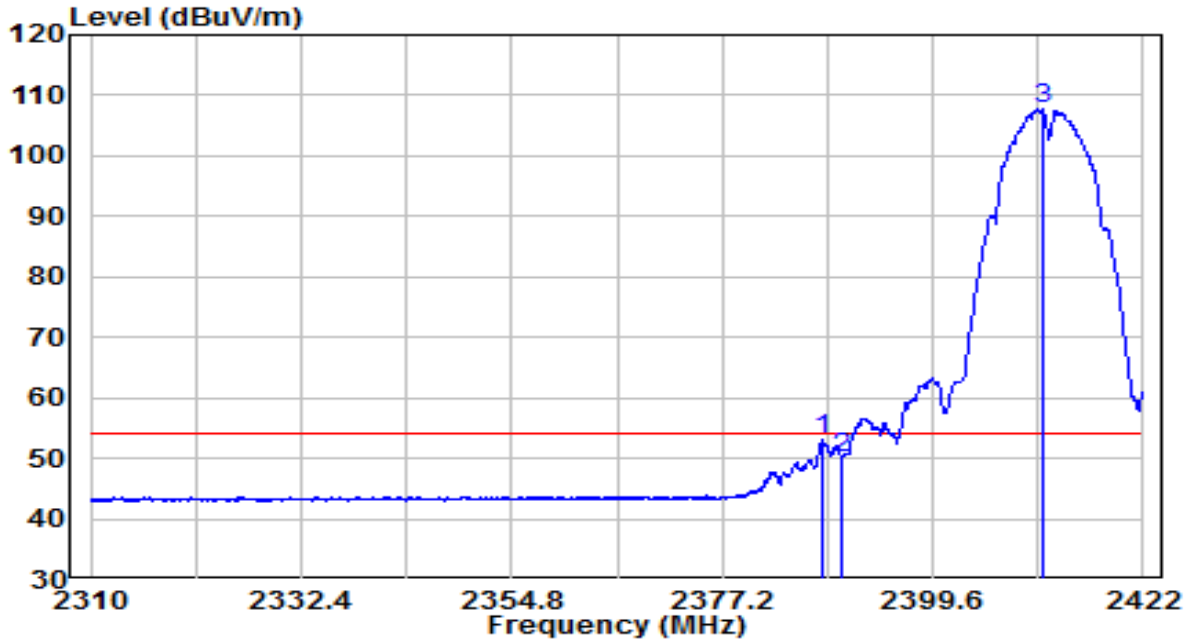

No		Frequency (MHz)	Reading (dBμV)	C.F (dB/m)	Measurement (dBμV/m)	Margin (dB)	Limit (dBμV/m)	Remark (QP/PK/AV)
1		2387.896	20.79	32.28	53.07	-0.93	54.00	Average
2		2390.024	17.75	32.28	50.03	-3.97	54.00	Average
3	*	2411.248	75.35	32.36	107.72	N/A	N/A	Average

Note:

1. " *", means this data is the worst emission level.
2. C.F (Correction Factor) = Antenna Factor (dB/m) + Cable Loss (dB).
3. Measurement (dBμV/m) = Reading (dBμV) + C.F (Correction Factor).

EUT	ACCESS POINT	Date of Test	2022-08-31
Factor	BBHA 9120D (1GHz~18GHz)_2022	Temp. / Humidity	25.6°C/48.5%
Polarity	Vertical	Site / Test Engineer	AC1 / Jay Chu
Test Mode	Transmit by 802.11b at 2412MHz	Test Voltage	120V/60Hz

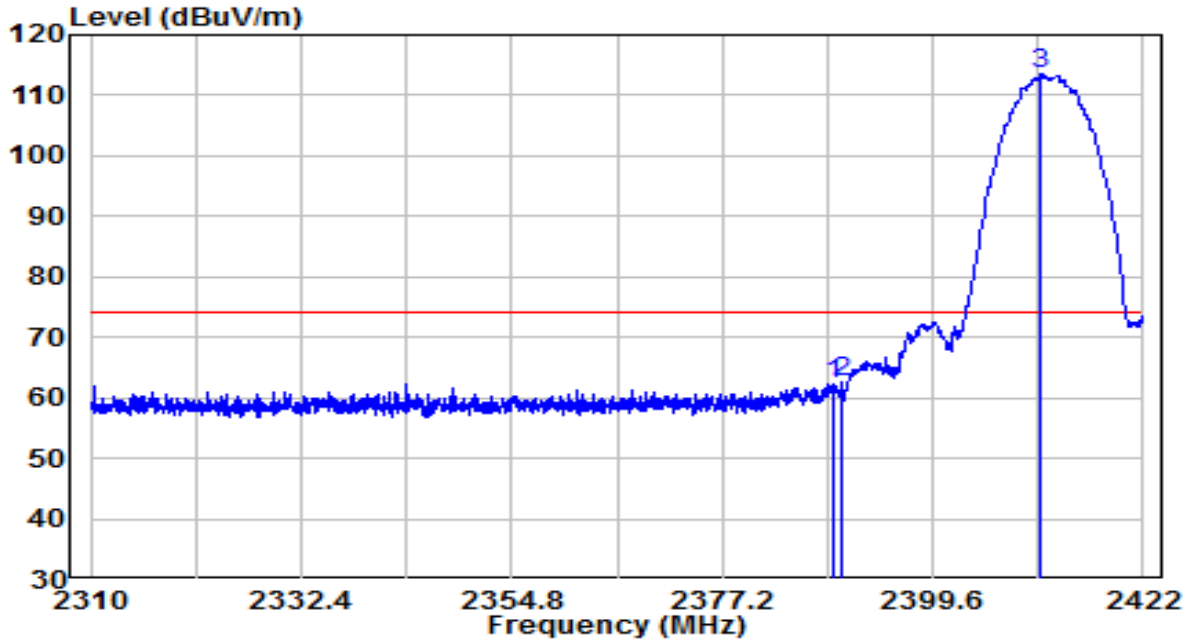

No		Frequency (MHz)	Reading (dBμV)	C.F (dB/m)	Measurement (dBμV/m)	Margin (dB)	Limit (dBμV/m)	Remark (QP/PK/AV)
1		2389.128	30.04	32.28	62.32	-11.68	74.00	Peak
2		2390.024	30.45	32.28	62.73	-11.27	74.00	Peak
3	*	2411.136	81.11	32.36	113.47	N/A	N/A	Peak

Note:

1. " *", means this data is the worst emission level.
2. C.F (Correction Factor) = Antenna Factor (dB/m) + Cable Loss (dB).
3. Measurement (dBμV/m) = Reading (dBμV) + C.F (Correction Factor).

EUT	ACCESS POINT	Date of Test	2022-08-31
Factor	BBHA 9120D (1GHz~18GHz)_2022	Temp. / Humidity	25.6°C/48.5%
Polarity	Vertical	Site / Test Engineer	AC1 / Jay Chu
Test Mode	Transmit by 802.11b at 2412MHz	Test Voltage	120V/60Hz

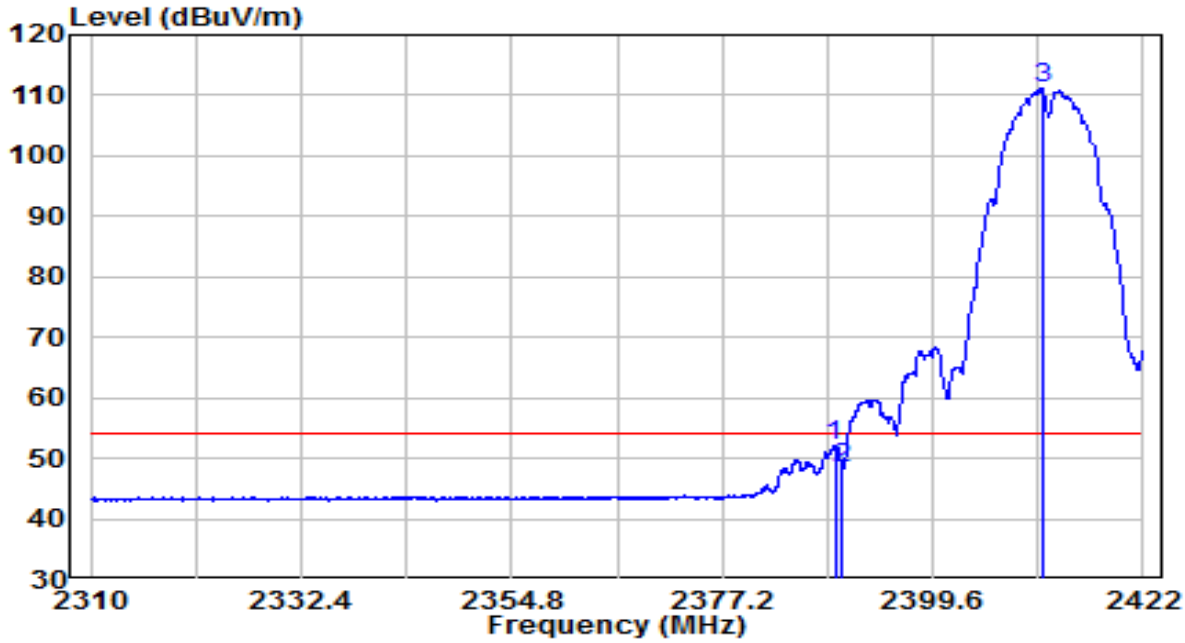

No		Frequency (MHz)	Reading (dBμV)	C.F (dB/m)	Measurement (dBμV/m)	Margin (dB)	Limit (dBμV/m)	Remark (QP/PK/AV)
1		2389.184	19.96	32.28	52.24	-1.76	54.00	Average
2		2390.000	16.10	32.28	48.39	-5.61	54.00	Average
3	*	2411.248	78.74	32.36	111.10	N/A	N/A	Average

Note:

1. " *", means this data is the worst emission level.
2. C.F (Correction Factor) = Antenna Factor (dB/m) + Cable Loss (dB).
3. Measurement (dBμV/m) = Reading (dBμV) + C.F (Correction Factor).

EUT	ACCESS POINT	Date of Test	2022-08-31
Factor	BBHA 9120D (1GHz~18GHz)_2022	Temp. / Humidity	25.6°C/48.5%
Polarity	Horizontal	Site / Test Engineer	AC1 / Jay Chu
Test Mode	Transmit by 802.11b at 2462MHz	Test Voltage	120V/60Hz

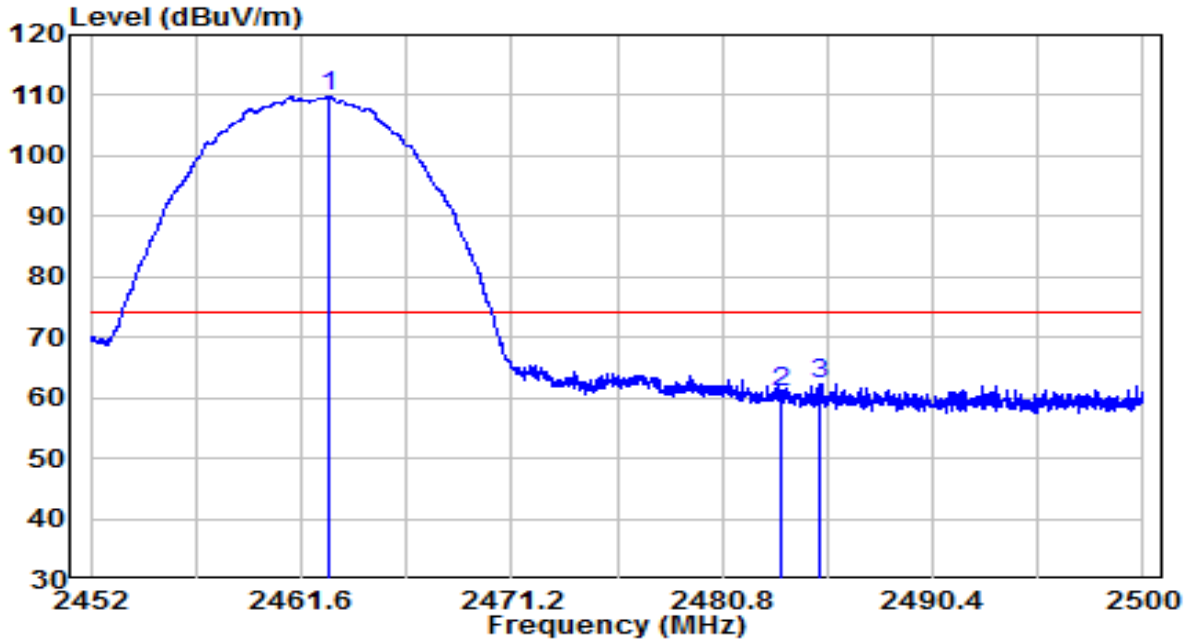

No		Frequency (MHz)	Reading (dBμV)	C.F (dB/m)	Measurement (dBμV/m)	Margin (dB)	Limit (dBμV/m)	Remark (QP/PK/AV)
1	*	2462.872	77.37	32.55	109.92	N/A	N/A	Peak
2		2483.488	28.19	32.62	60.81	-13.19	74.00	Peak
3		2485.216	29.65	32.63	62.28	-11.72	74.00	Peak

Note:

1. " *", means this data is the worst emission level.
2. C.F (Correction Factor) = Antenna Factor (dB/m) + Cable Loss (dB).
3. Measurement (dBμV/m) = Reading (dBμV) + C.F (Correction Factor).

EUT	ACCESS POINT	Date of Test	2022-08-31
Factor	BBHA 9120D (1GHz~18GHz)_2022	Temp. / Humidity	25.6°C/48.5%
Polarity	Horizontal	Site / Test Engineer	AC1 / Jay Chu
Test Mode	Transmit by 802.11b at 2462MHz	Test Voltage	120V/60Hz

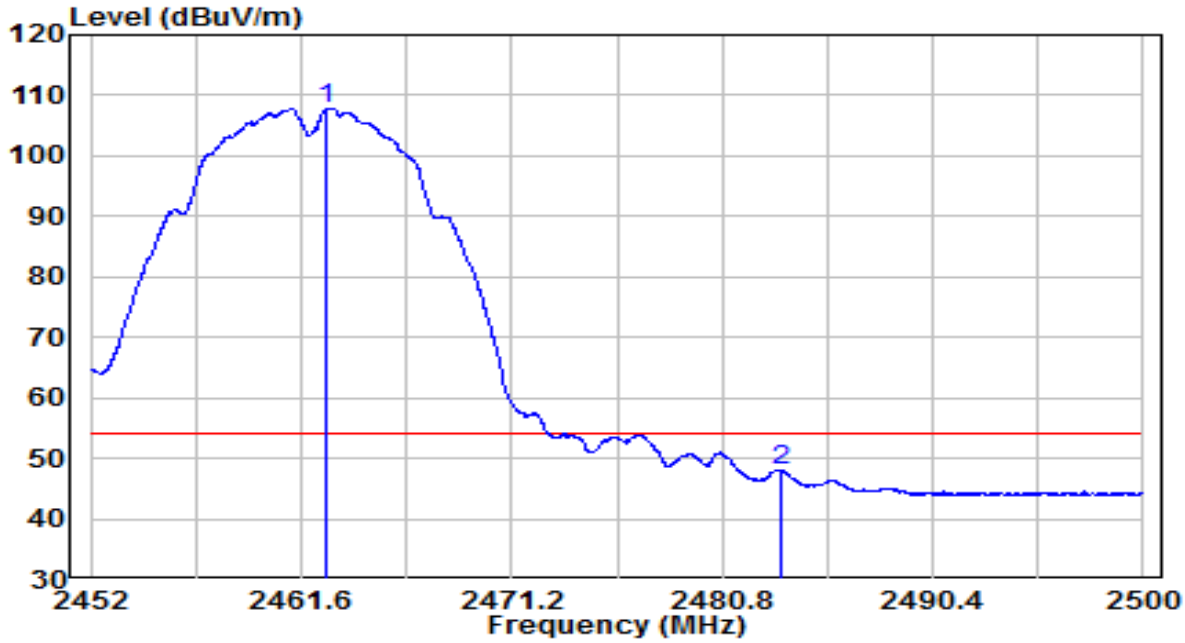

No		Frequency (MHz)	Reading (dBµV)	C.F (dB/m)	Measurement (dBµV/m)	Margin (dB)	Limit (dBµV/m)	Remark (QP/PK/AV)
1	*	2462.776	75.24	32.55	107.79	N/A	N/A	Average
2		2483.488	15.37	32.62	47.99	-6.01	54.00	Average

Note:

1. " *", means this data is the worst emission level.
2. C.F (Correction Factor) = Antenna Factor (dB/m) + Cable Loss (dB).
3. Measurement (dBµV/m) = Reading (dBµV) + C.F (Correction Factor).

EUT	ACCESS POINT	Date of Test	2022-08-31
Factor	BBHA 9120D (1GHz~18GHz)_2022	Temp. / Humidity	25.6°C/48.5%
Polarity	Vertical	Site / Test Engineer	AC1 / Jay Chu
Test Mode	Transmit by 802.11b at 2462MHz	Test Voltage	120V/60Hz

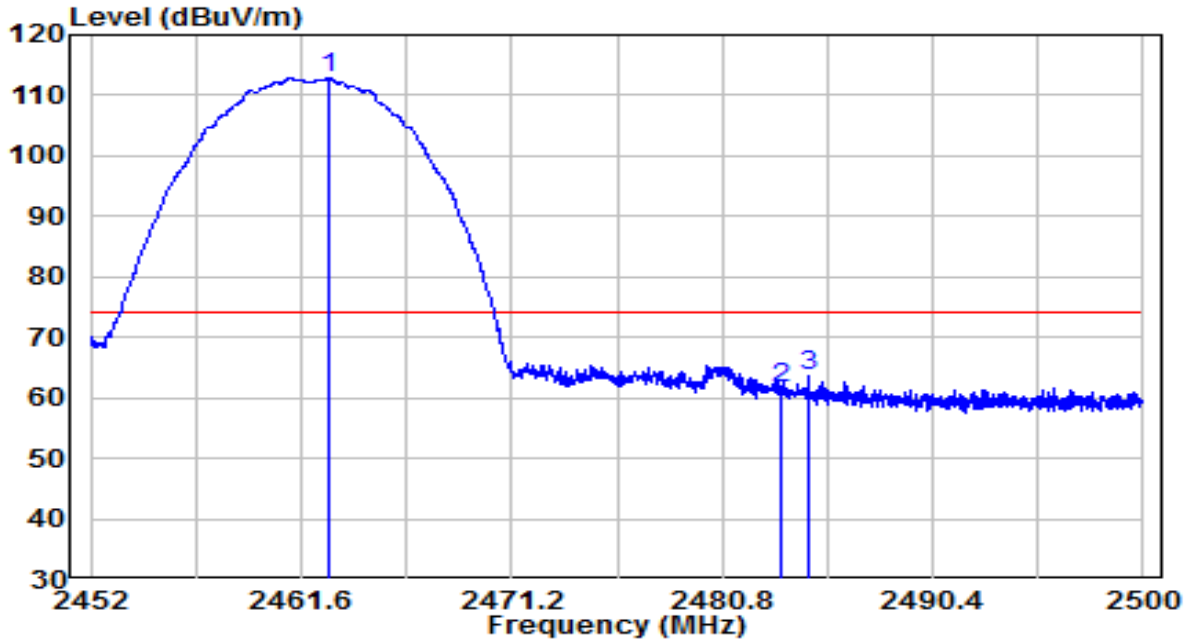

No		Frequency (MHz)	Reading (dBμV)	C.F (dB/m)	Measurement (dBμV/m)	Margin (dB)	Limit (dBμV/m)	Remark (QP/PK/AV)
1	*	2462.848	80.48	32.55	113.02	N/A	N/A	Peak
2		2483.488	29.07	32.62	61.69	-12.31	74.00	Peak
3		2484.736	31.15	32.63	63.77	-10.23	74.00	Peak

Note:

1. " *", means this data is the worst emission level.
2. C.F (Correction Factor) = Antenna Factor (dB/m) + Cable Loss (dB).
3. Measurement (dBμV/m) = Reading (dBμV) + C.F (Correction Factor).

EUT	ACCESS POINT	Date of Test	2022-08-31
Factor	BBHA 9120D (1GHz~18GHz)_2022	Temp. / Humidity	25.6°C/48.5%
Polarity	Vertical	Site / Test Engineer	AC1 / Jay Chu
Test Mode	Transmit by 802.11b at 2462MHz	Test Voltage	120V/60Hz

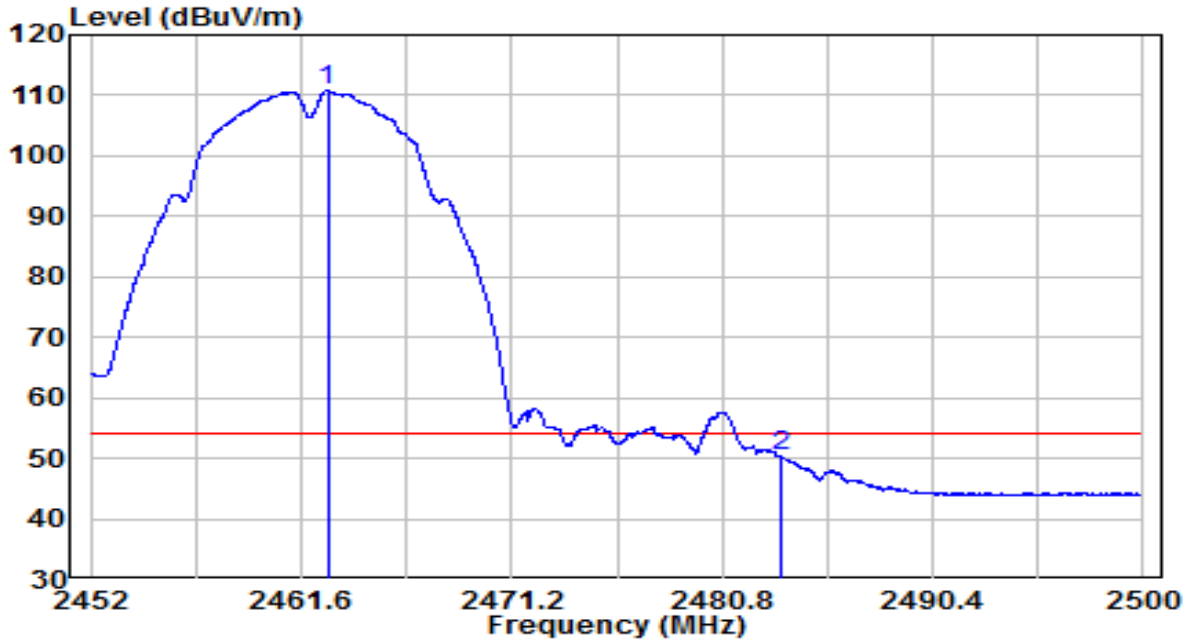

No		Frequency (MHz)	Reading (dBμV)	C.F (dB/m)	Measurement (dBμV/m)	Margin (dB)	Limit (dBμV/m)	Remark (QP/PK/AV)
1	*	2462.800	78.25	32.55	110.80	N/A	N/A	Average
2		2483.500	17.78	32.62	50.40	-3.60	54.00	Average

Note:

1. " *", means this data is the worst emission level.
2. C.F (Correction Factor) = Antenna Factor (dB/m) + Cable Loss (dB).
3. Measurement (dBμV/m) = Reading (dBμV) + C.F (Correction Factor).

EUT	ACCESS POINT	Date of Test	2022-08-31
Factor	BBHA 9120D (1GHz~18GHz)_2022	Temp. / Humidity	25.6°C/48.5%
Polarity	Horizontal	Site / Test Engineer	AC1 / Jay Chu
Test Mode	Transmit by 802.11g at 2412MHz	Test Voltage	120V/60Hz

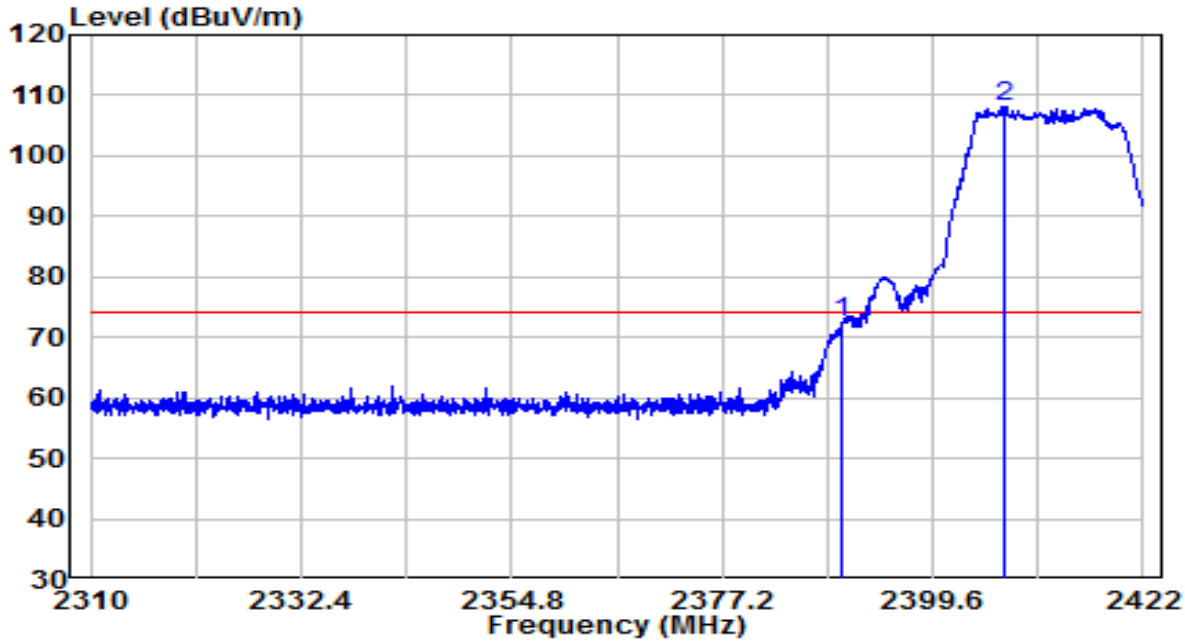

No		Frequency (MHz)	Reading (dBμV)	C.F (dB/m)	Measurement (dBμV/m)	Margin (dB)	Limit (dBμV/m)	Remark (QP/PK/AV)
1		2390.000	40.05	32.28	72.33	-1.67	74.00	Peak
2	*	2407.160	75.90	32.35	108.25	N/A	N/A	Peak

Note:

1. " *", means this data is the worst emission level.
2. C.F (Correction Factor) = Antenna Factor (dB/m) + Cable Loss (dB).
3. Measurement (dBμV/m) = Reading (dBμV) + C.F (Correction Factor).

EUT	ACCESS POINT	Date of Test	2022-08-31
Factor	BBHA 9120D (1GHz~18GHz)_2022	Temp. / Humidity	25.6°C/48.5%
Polarity	Horizontal	Site / Test Engineer	AC1 / Jay Chu
Test Mode	Transmit by 802.11g at 2412MHz	Test Voltage	120V/60Hz

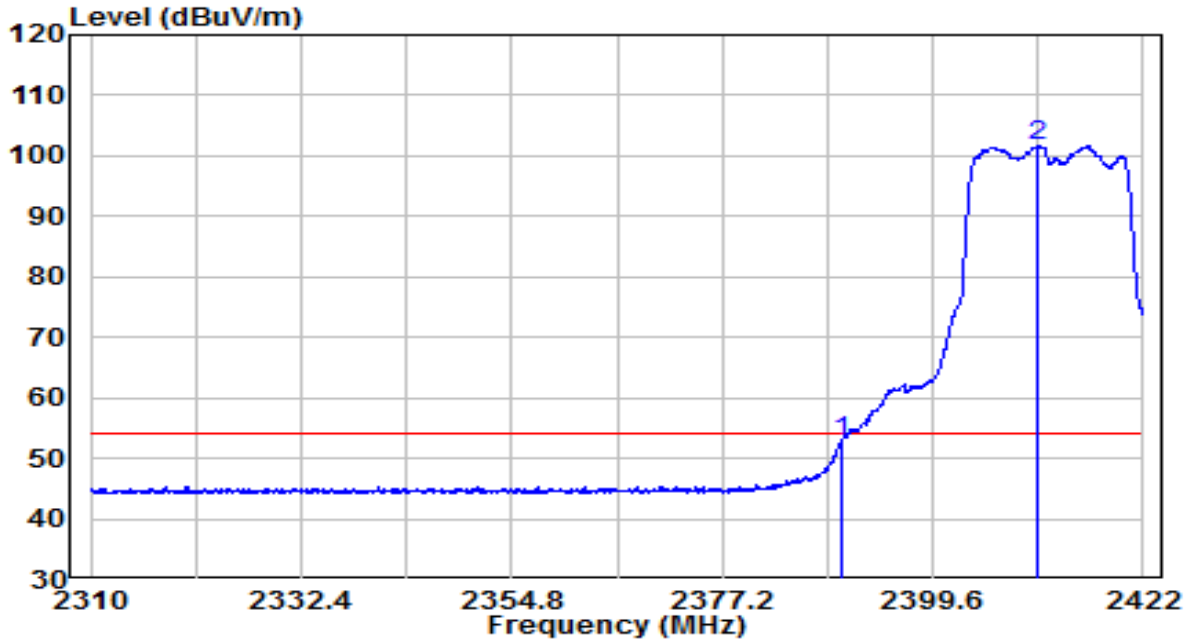

No		Frequency (MHz)	Reading (dBμV)	C.F (dB/m)	Measurement (dBμV/m)	Margin (dB)	Limit (dBμV/m)	Remark (QP/PK/AV)
1		2390.024	20.53	32.28	52.82	-1.18	54.00	Average
2	*	2410.856	69.19	32.36	101.55	N/A	N/A	Average

Note:

1. " *", means this data is the worst emission level.
2. C.F (Correction Factor) = Antenna Factor (dB/m) + Cable Loss (dB).
3. Measurement (dBμV/m) = Reading (dBμV) + C.F (Correction Factor).

EUT	ACCESS POINT	Date of Test	2022-08-31
Factor	BBHA 9120D (1GHz~18GHz)_2022	Temp. / Humidity	25.6°C/48.5%
Polarity	Vertical	Site / Test Engineer	AC1 / Jay Chu
Test Mode	Transmit by 802.11g at 2412MHz	Test Voltage	120V/60Hz

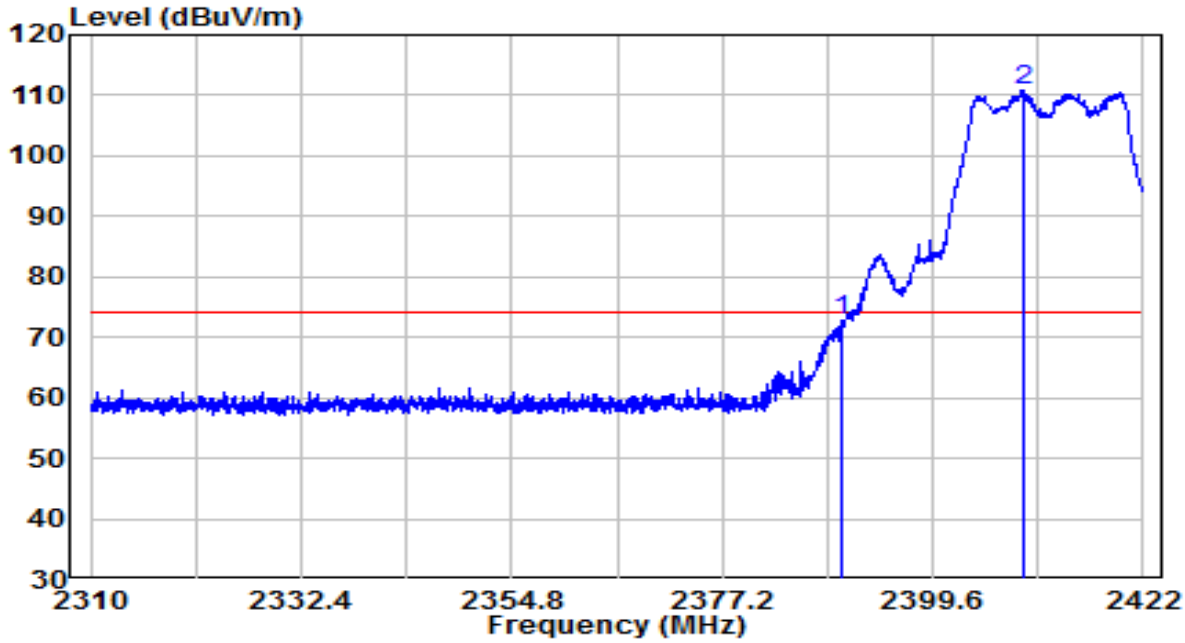

No		Frequency (MHz)	Reading (dBμV)	C.F (dB/m)	Measurement (dBμV/m)	Margin (dB)	Limit (dBμV/m)	Remark (QP/PK/AV)
1		2390.000	40.47	32.28	72.75	-1.25	74.00	Peak
2	*	2409.344	78.37	32.35	110.73	N/A	N/A	Peak

Note:

1. " *", means this data is the worst emission level.
2. C.F (Correction Factor) = Antenna Factor (dB/m) + Cable Loss (dB).
3. Measurement (dBμV/m) = Reading (dBμV) + C.F (Correction Factor).

EUT	ACCESS POINT	Date of Test	2022-08-31
Factor	BBHA 9120D (1GHz~18GHz)_2022	Temp. / Humidity	25.6°C/48.5%
Polarity	Vertical	Site / Test Engineer	AC1 / Jay Chu
Test Mode	Transmit by 802.11g at 2412MHz	Test Voltage	120V/60Hz

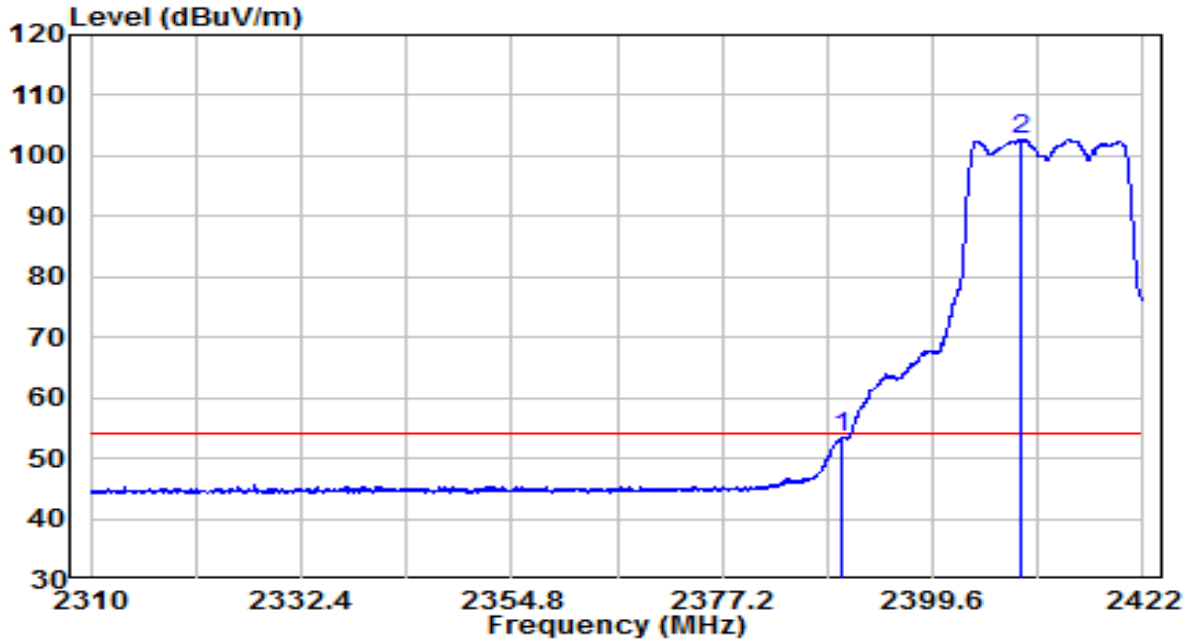

No		Frequency (MHz)	Reading (dBμV)	C.F (dB/m)	Measurement (dBμV/m)	Margin (dB)	Limit (dBμV/m)	Remark (QP/PK/AV)
1		2390.024	21.23	32.28	53.52	-0.48	54.00	Average
2	*	2408.952	70.49	32.35	102.84	N/A	N/A	Average

Note:

1. " *", means this data is the worst emission level.
2. C.F (Correction Factor) = Antenna Factor (dB/m) + Cable Loss (dB).
3. Measurement (dBμV/m) = Reading (dBμV) + C.F (Correction Factor).

EUT	ACCESS POINT	Date of Test	2022-08-31
Factor	BBHA 9120D (1GHz~18GHz)_2022	Temp. / Humidity	25.6°C/48.5%
Polarity	Horizontal	Site / Test Engineer	AC1 / Jay Chu
Test Mode	Transmit by 802.11g at 2462MHz	Test Voltage	120V/60Hz

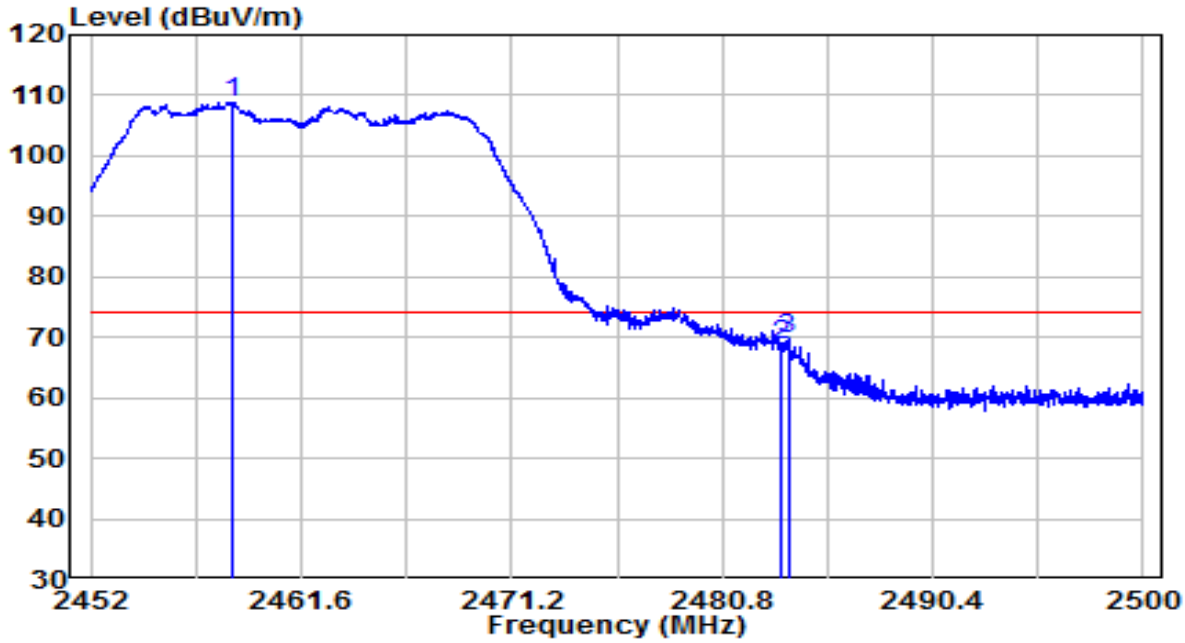

No		Frequency (MHz)	Reading (dBµV)	C.F (dB/m)	Measurement (dBµV/m)	Margin (dB)	Limit (dBµV/m)	Remark (QP/PK/AV)
1	*	2458.408	76.41	32.53	108.94	N/A	N/A	Peak
2		2483.488	36.19	32.62	68.81	-5.19	74.00	Peak
3		2483.800	37.16	32.62	69.78	-4.22	74.00	Peak

Note:

1. " *", means this data is the worst emission level.
2. C.F (Correction Factor) = Antenna Factor (dB/m) + Cable Loss (dB).
3. Measurement (dBµV/m) = Reading (dBµV) + C.F (Correction Factor).

EUT	ACCESS POINT	Date of Test	2022-08-31
Factor	BBHA 9120D (1GHz~18GHz)_2022	Temp. / Humidity	25.6°C/48.5%
Polarity	Horizontal	Site / Test Engineer	AC1 / Jay Chu
Test Mode	Transmit by 802.11g at 2462MHz	Test Voltage	120V/60Hz

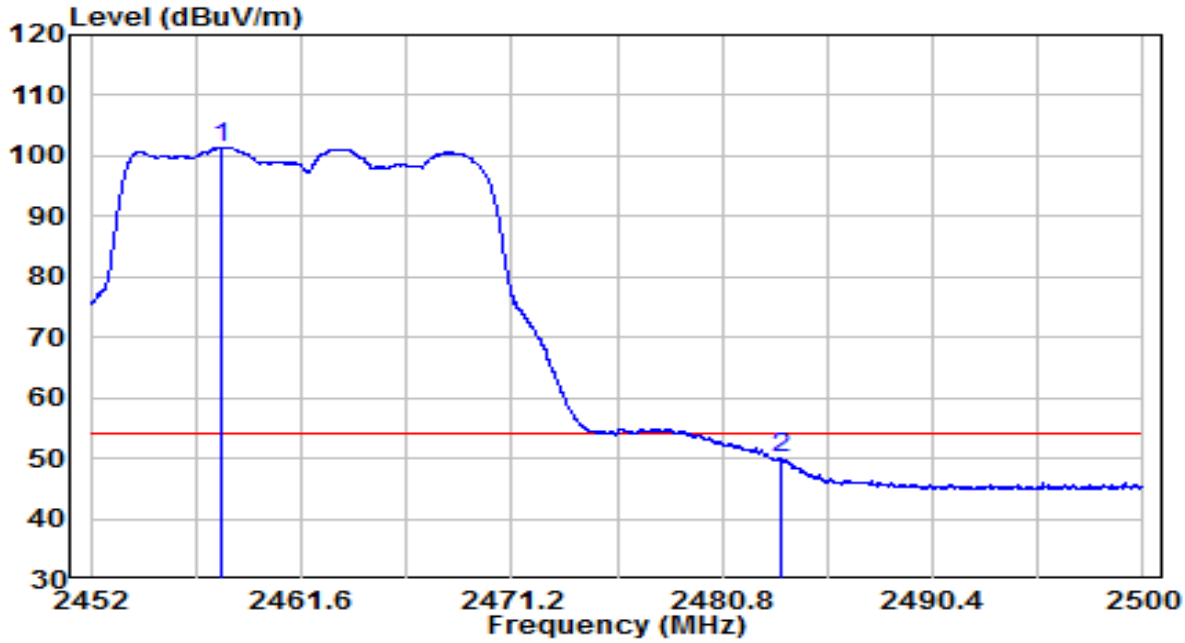

No		Frequency (MHz)	Reading (dBμV)	C.F (dB/m)	Measurement (dBμV/m)	Margin (dB)	Limit (dBμV/m)	Remark (QP/PK/AV)
1	*	2458.000	68.89	32.53	101.42	N/A	N/A	Average
2		2483.500	17.29	32.62	49.91	-4.09	54.00	Average

Note:

1. " *", means this data is the worst emission level.
2. C.F (Correction Factor) = Antenna Factor (dB/m) + Cable Loss (dB).
3. Measurement (dBμV/m) = Reading (dBμV) + C.F (Correction Factor).

EUT	ACCESS POINT	Date of Test	2022-08-31
Factor	BBHA 9120D (1GHz~18GHz)_2022	Temp. / Humidity	25.6°C/48.5%
Polarity	Vertical	Site / Test Engineer	AC1 / Jay Chu
Test Mode	Transmit by 802.11g at 2462MHz	Test Voltage	120V/60Hz

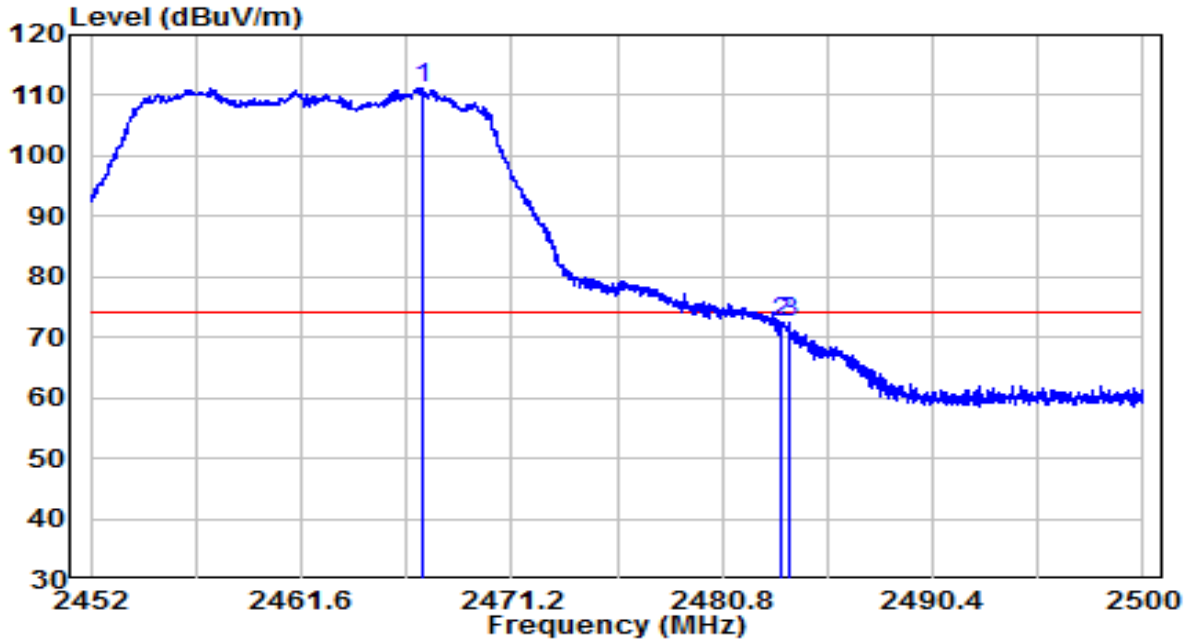

No		Frequency (MHz)	Reading (dBµV)	C.F (dB/m)	Measurement (dBµV/m)	Margin (dB)	Limit (dBµV/m)	Remark (QP/PK/AV)
1	*	2467.120	78.67	32.56	111.23	N/A	N/A	Peak
2		2483.488	39.91	32.62	72.53	-1.47	74.00	Peak
3		2483.896	39.92	32.62	72.54	-1.46	74.00	Peak

Note:

1. " *", means this data is the worst emission level.
2. C.F (Correction Factor) = Antenna Factor (dB/m) + Cable Loss (dB).
3. Measurement (dBµV/m) = Reading (dBµV) + C.F (Correction Factor).

EUT	ACCESS POINT	Date of Test	2022-08-31
Factor	BBHA 9120D (1GHz~18GHz)_2022	Temp. / Humidity	25.6°C/48.5%
Polarity	Vertical	Site / Test Engineer	AC1 / Jay Chu
Test Mode	Transmit by 802.11g at 2462MHz	Test Voltage	120V/60Hz

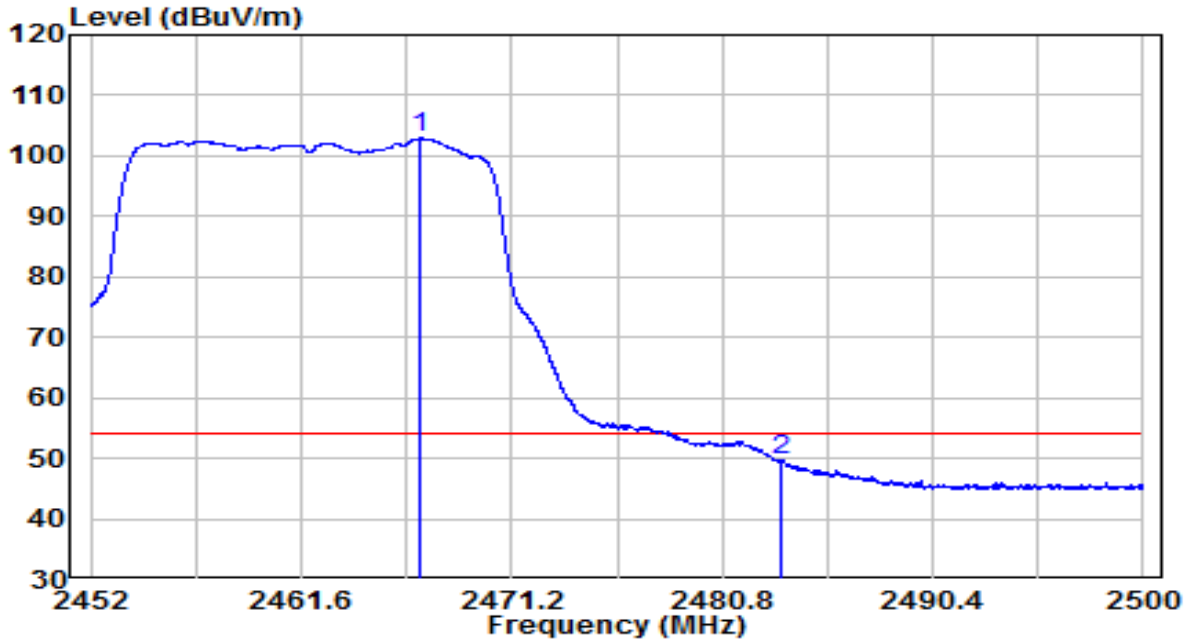

No		Frequency (MHz)	Reading (dBμV)	C.F (dB/m)	Measurement (dBμV/m)	Margin (dB)	Limit (dBμV/m)	Remark (QP/PK/AV)
1	*	2466.976	70.35	32.56	102.91	N/A	N/A	Average
2		2483.500	16.95	32.62	49.57	-4.43	54.00	Average

Note:

1. " *", means this data is the worst emission level.
2. C.F (Correction Factor) = Antenna Factor (dB/m) + Cable Loss (dB).
3. Measurement (dBμV/m) = Reading (dBμV) + C.F (Correction Factor).

EUT	ACCESS POINT	Date of Test	2022-08-31
Factor	BBHA 9120D (1GHz~18GHz)_2022	Temp. / Humidity	25.6°C/48.5%
Polarity	Horizontal	Site / Test Engineer	AC1 / Jay Chu
Test Mode	Transmit by 802.11n-HT20 at 2412MHz	Test Voltage	120V/60Hz

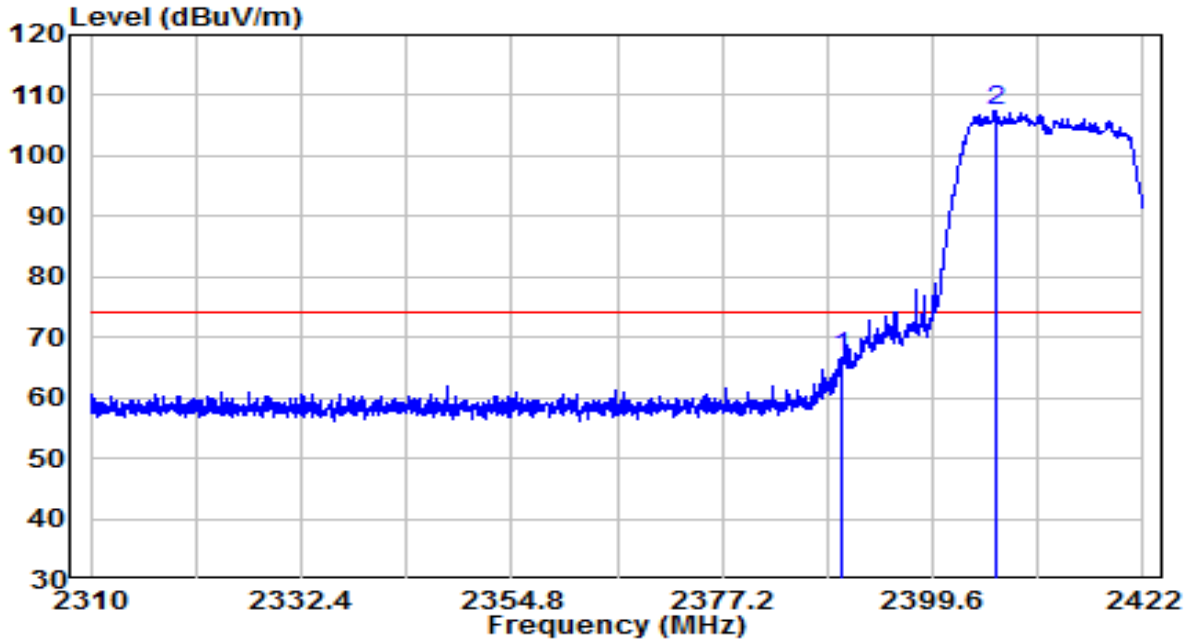

No		Frequency (MHz)	Reading (dBµV)	C.F (dB/m)	Measurement (dBµV/m)	Margin (dB)	Limit (dBµV/m)	Remark (QP/PK/AV)
1		2390.000	34.55	32.28	66.84	-7.16	74.00	Peak
2	*	2406.320	75.11	32.34	107.45	N/A	N/A	Peak

Note:

1. " *", means this data is the worst emission level.
2. C.F (Correction Factor) = Antenna Factor (dB/m) + Cable Loss (dB).
3. Measurement (dBµV/m) = Reading (dBµV) + C.F (Correction Factor).

EUT	ACCESS POINT	Date of Test	2022-08-31
Factor	BBHA 9120D (1GHz~18GHz)_2022	Temp. / Humidity	25.6°C/48.5%
Polarity	Horizontal	Site / Test Engineer	AC1 / Jay Chu
Test Mode	Transmit by 802.11n-HT20 at 2412MHz	Test Voltage	120V/60Hz

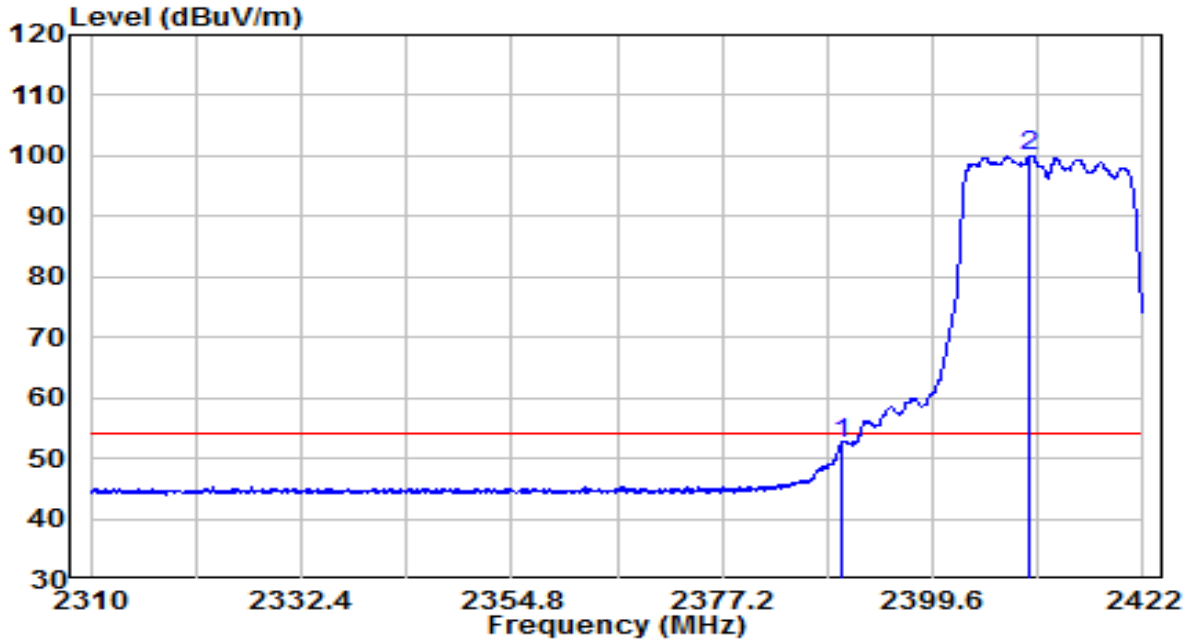

No		Frequency (MHz)	Reading (dBµV)	C.F (dB/m)	Measurement (dBµV/m)	Margin (dB)	Limit (dBµV/m)	Remark (QP/PK/AV)
1		2390.000	20.27	32.28	52.56	-1.44	54.00	Average
2	*	2409.960	67.74	32.36	100.10	N/A	N/A	Average

Note:

1. " *", means this data is the worst emission level.
2. C.F (Correction Factor) = Antenna Factor (dB/m) + Cable Loss (dB).
3. Measurement (dBµV/m) = Reading (dBµV) + C.F (Correction Factor).

EUT	ACCESS POINT	Date of Test	2022-08-31
Factor	BBHA 9120D (1GHz~18GHz)_2022	Temp. / Humidity	25.6°C/48.5%
Polarity	Vertical	Site / Test Engineer	AC1 / Jay Chu
Test Mode	Transmit by 802.11n-HT20 at 2412MHz	Test Voltage	120V/60Hz

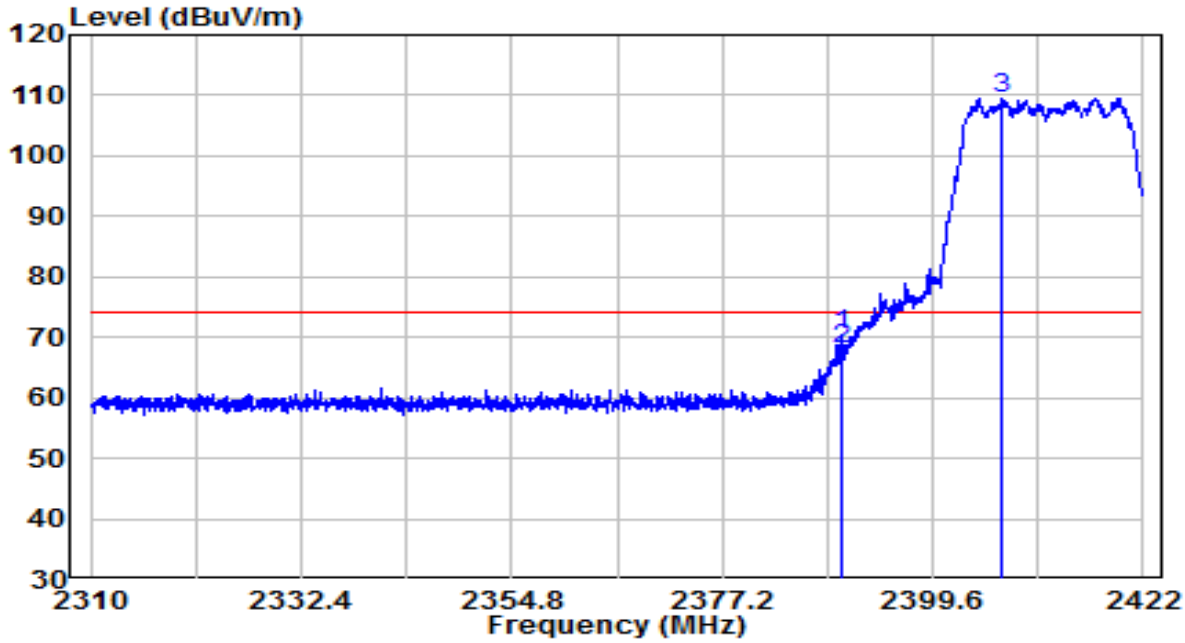

No		Frequency (MHz)	Reading (dBμV)	C.F (dB/m)	Measurement (dBμV/m)	Margin (dB)	Limit (dBμV/m)	Remark (QP/PK/AV)
1		2389.968	38.15	32.28	70.43	-3.57	74.00	Peak
2		2390.000	35.59	32.28	67.87	-6.13	74.00	Peak
3	*	2406.936	77.14	32.34	109.49	N/A	N/A	Peak

Note:

1. " *", means this data is the worst emission level.
2. C.F (Correction Factor) = Antenna Factor (dB/m) + Cable Loss (dB).
3. Measurement (dBμV/m) = Reading (dBμV) + C.F (Correction Factor).

EUT	ACCESS POINT	Date of Test	2022-08-31
Factor	BBHA 9120D (1GHz~18GHz)_2022	Temp. / Humidity	25.6°C/48.5%
Polarity	Vertical	Site / Test Engineer	AC1 / Jay Chu
Test Mode	Transmit by 802.11n-HT20 at 2412MHz	Test Voltage	120V/60Hz

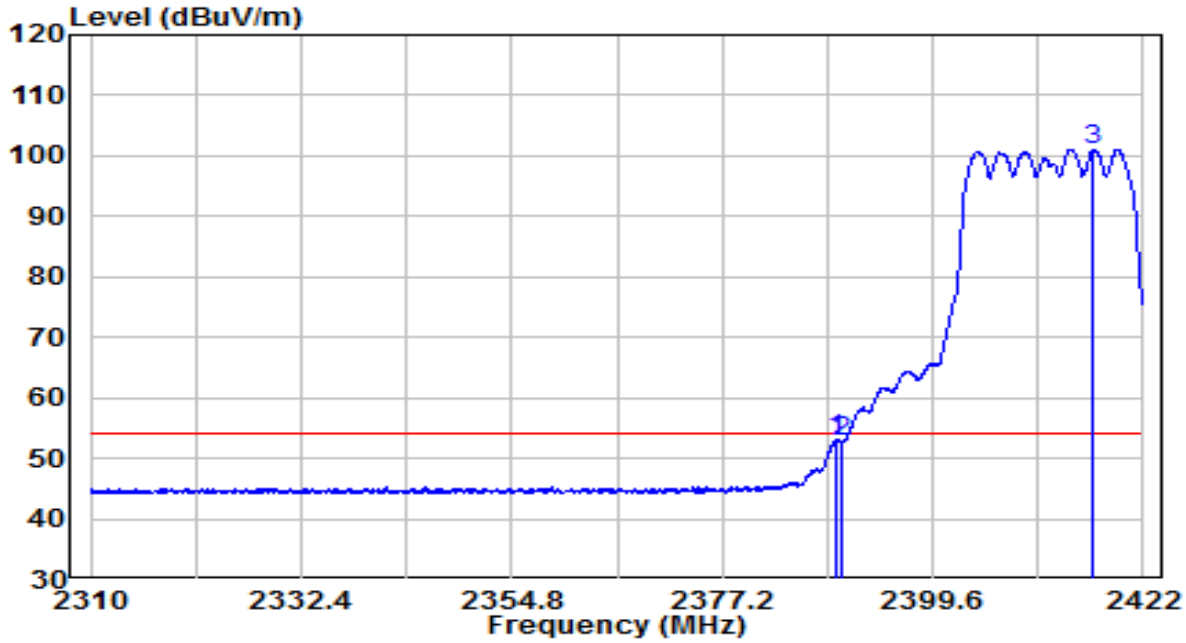

No		Frequency (MHz)	Reading (dBµV)	C.F (dB/m)	Measurement (dBµV/m)	Margin (dB)	Limit (dBµV/m)	Remark (QP/PK/AV)
1		2389.464	20.68	32.28	52.97	-1.03	54.00	Average
2		2390.000	20.64	32.28	52.92	-1.08	54.00	Average
3	*	2416.736	68.76	32.38	101.14	N/A	N/A	Average

Note:

1. " *", means this data is the worst emission level.
2. C.F (Correction Factor) = Antenna Factor (dB/m) + Cable Loss (dB).
3. Measurement (dBµV/m) = Reading (dBµV) + C.F (Correction Factor).

EUT	ACCESS POINT	Date of Test	2022-08-31
Factor	BBHA 9120D (1GHz~18GHz)_2022	Temp. / Humidity	25.6°C/48.5%
Polarity	Horizontal	Site / Test Engineer	AC1 / Jay Chu
Test Mode	Transmit by 802.11n-HT20 at 2462MHz	Test Voltage	120V/60Hz

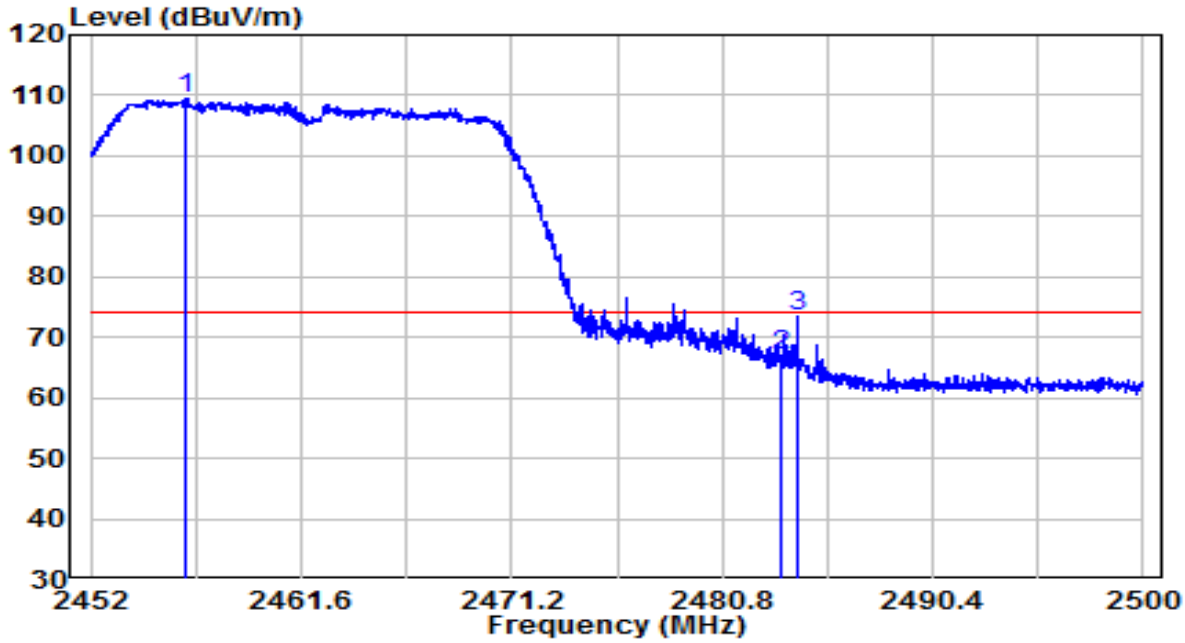

No		Frequency (MHz)	Reading (dBµV)	C.F (dB/m)	Measurement (dBµV/m)	Margin (dB)	Limit (dBµV/m)	Remark (QP/PK/AV)
1	*	2456.344	76.92	32.52	109.44	N/A	N/A	Peak
2		2483.488	34.33	32.62	66.95	-7.05	74.00	Peak
3		2484.208	40.90	32.62	73.53	-0.47	74.00	Peak

Note:

1. " *", means this data is the worst emission level.
2. C.F (Correction Factor) = Antenna Factor (dB/m) + Cable Loss (dB).
3. Measurement (dBµV/m) = Reading (dBµV) + C.F (Correction Factor).

EUT	ACCESS POINT	Date of Test	2022-08-31
Factor	BBHA 9120D (1GHz~18GHz)_2022	Temp. / Humidity	25.6°C/48.5%
Polarity	Horizontal	Site / Test Engineer	AC1 / Jay Chu
Test Mode	Transmit by 802.11n-HT20 at 2462MHz	Test Voltage	120V/60Hz

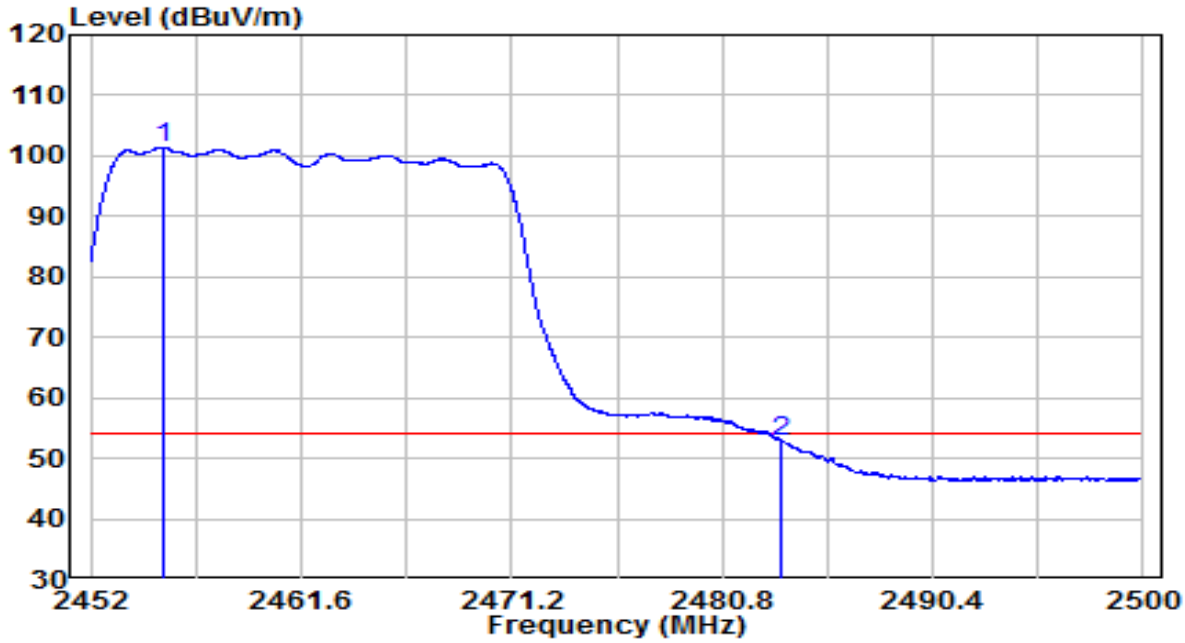

No		Frequency (MHz)	Reading (dBμV)	C.F (dB/m)	Measurement (dBμV/m)	Margin (dB)	Limit (dBμV/m)	Remark (QP/PK/AV)
1	*	2455.336	68.85	32.52	101.37	N/A	N/A	Average
2		2483.500	20.24	32.62	52.86	-1.14	54.00	Average

Note:

1. " *", means this data is the worst emission level.
2. C.F (Correction Factor) = Antenna Factor (dB/m) + Cable Loss (dB).
3. Measurement (dBμV/m) = Reading (dBμV) + C.F (Correction Factor).

EUT	ACCESS POINT	Date of Test	2022-08-31
Factor	BBHA 9120D (1GHz~18GHz)_2022	Temp. / Humidity	25.6°C/48.5%
Polarity	Vertical	Site / Test Engineer	AC1 / Jay Chu
Test Mode	Transmit by 802.11n-HT20 at 2462MHz	Test Voltage	120V/60Hz

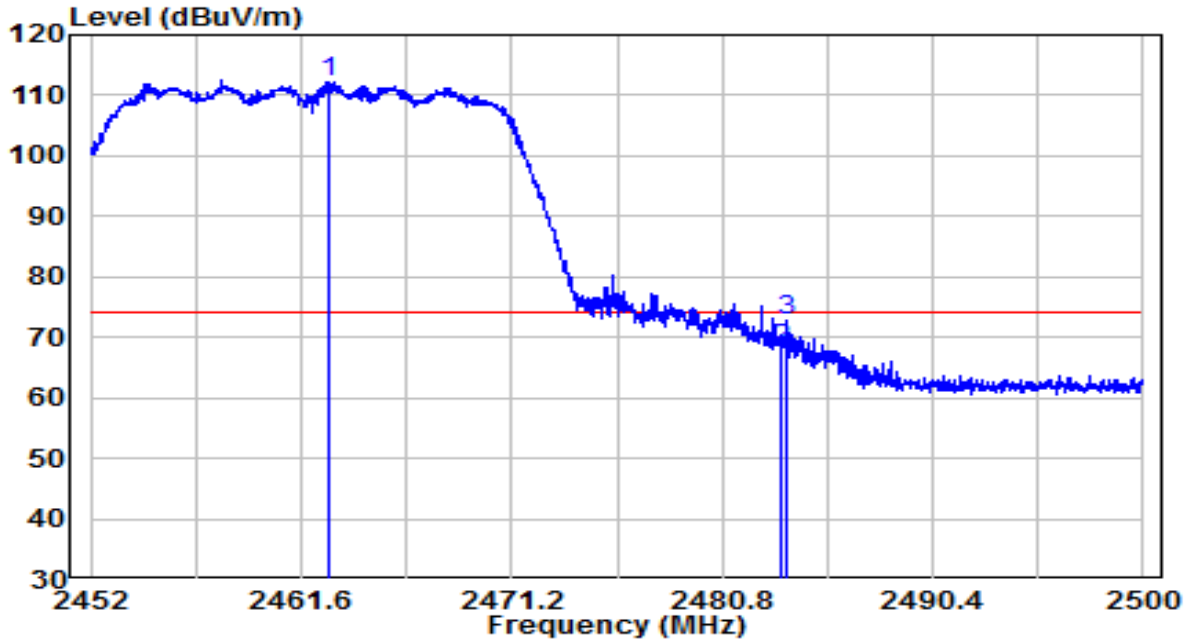

No		Frequency (MHz)	Reading (dBμV)	C.F (dB/m)	Measurement (dBμV/m)	Margin (dB)	Limit (dBμV/m)	Remark (QP/PK/AV)
1	*	2462.920	79.63	32.55	112.18	N/A	N/A	Peak
2		2483.488	35.56	32.62	68.18	-5.82	74.00	Peak
3		2483.776	40.03	32.62	72.66	-1.34	74.00	Peak

Note:

1. " *", means this data is the worst emission level.
2. C.F (Correction Factor) = Antenna Factor (dB/m) + Cable Loss (dB).
3. Measurement (dBμV/m) = Reading (dBμV) + C.F (Correction Factor).

EUT	ACCESS POINT	Date of Test	2022-08-31
Factor	BBHA 9120D (1GHz~18GHz)_2022	Temp. / Humidity	25.6°C/48.5%
Polarity	Vertical	Site / Test Engineer	AC1 / Jay Chu
Test Mode	Transmit by 802.11n-HT20 at 2462MHz	Test Voltage	120V/60Hz

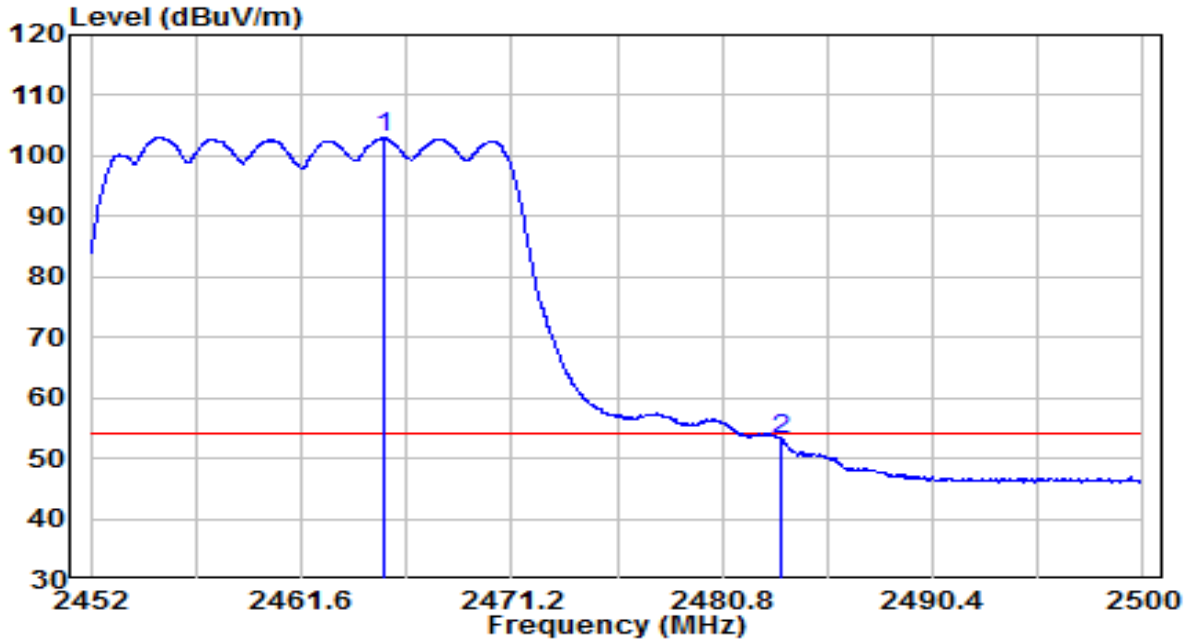

No		Frequency (MHz)	Reading (dBμV)	C.F (dB/m)	Measurement (dBμV/m)	Margin (dB)	Limit (dBμV/m)	Remark (QP/PK/AV)
1	*	2465.368	70.43	32.56	102.98	N/A	N/A	Average
2		2483.500	20.55	32.62	53.17	-0.83	54.00	Average

Note:

1. " *", means this data is the worst emission level.
2. C.F (Correction Factor) = Antenna Factor (dB/m) + Cable Loss (dB).
3. Measurement (dBμV/m) = Reading (dBμV) + C.F (Correction Factor).

EUT	ACCESS POINT	Date of Test	2022-08-31
Factor	BBHA 9120D (1GHz~18GHz)_2022	Temp. / Humidity	25.6°C/48.5%
Polarity	Horizontal	Site / Test Engineer	AC1 / Jay Chu
Test Mode	Transmit by 802.11n-HT40 at 2422MHz	Test Voltage	120V/60Hz

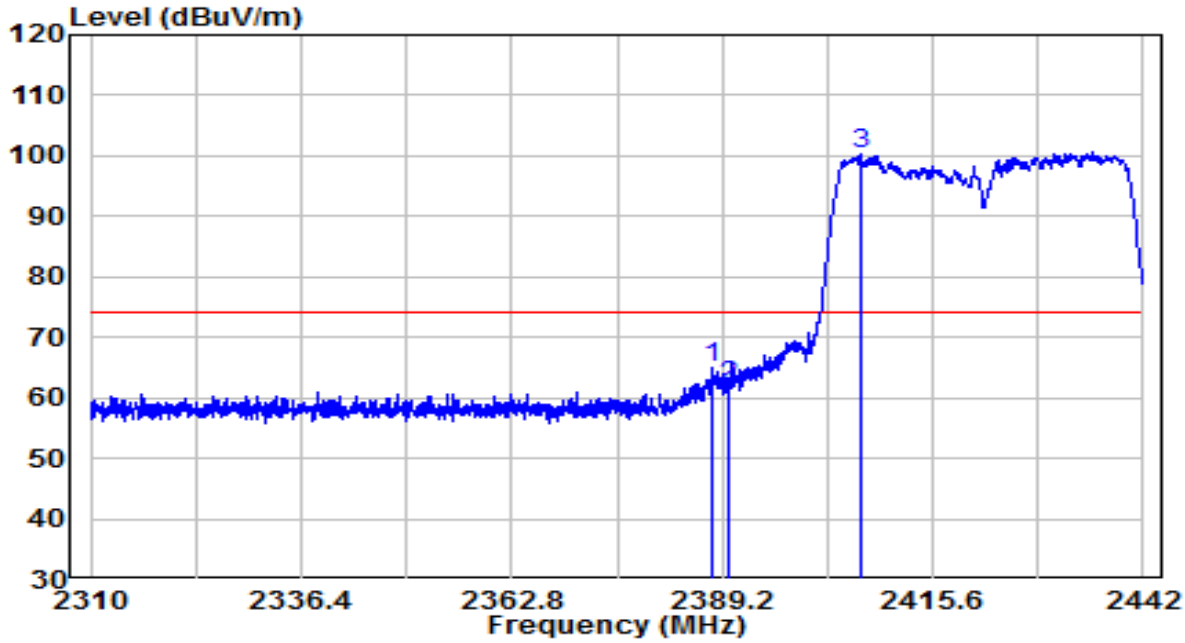

No		Frequency (MHz)	Reading (dBµV)	C.F (dB/m)	Measurement (dBµV/m)	Margin (dB)	Limit (dBµV/m)	Remark (QP/PK/AV)
1		2387.946	32.75	32.28	65.03	-8.97	74.00	Peak
2		2390.000	29.51	32.28	61.80	-12.20	74.00	Peak
3	*	2406.558	67.90	32.34	100.24	N/A	N/A	Peak

Note:

1. " *", means this data is the worst emission level.
2. C.F (Correction Factor) = Antenna Factor (dB/m) + Cable Loss (dB).
3. Measurement (dBµV/m) = Reading (dBµV) + C.F (Correction Factor).

EUT	ACCESS POINT	Date of Test	2022-08-31
Factor	BBHA 9120D (1GHz~18GHz)_2022	Temp. / Humidity	25.6°C/48.5%
Polarity	Horizontal	Site / Test Engineer	AC1 / Jay Chu
Test Mode	Transmit by 802.11n-HT40 at 2422MHz	Test Voltage	120V/60Hz

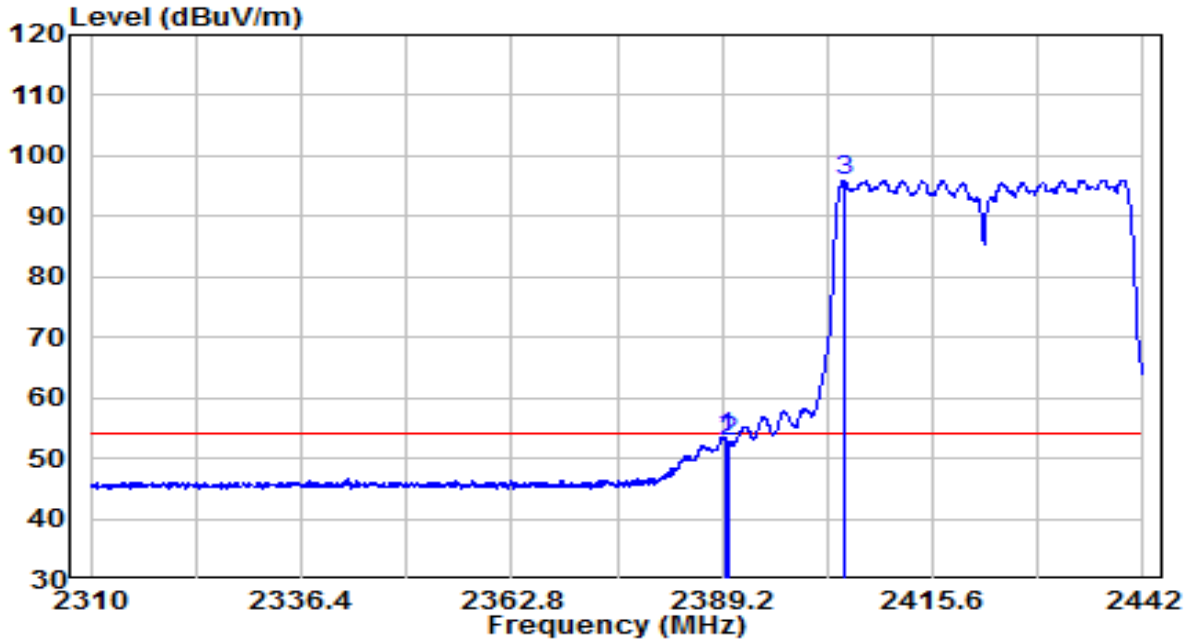

No		Frequency (MHz)	Reading (dBμV)	C.F (dB/m)	Measurement (dBμV/m)	Margin (dB)	Limit (dBμV/m)	Remark (QP/PK/AV)
1		2389.728	21.17	32.28	53.45	-0.55	54.00	Average
2		2390.000	20.40	32.28	52.68	-1.32	54.00	Average
3	*	2404.380	63.57	32.34	95.91	N/A	N/A	Average

Note:

1. " *", means this data is the worst emission level.
2. C.F (Correction Factor) = Antenna Factor (dB/m) + Cable Loss (dB).
3. Measurement (dBμV/m) = Reading (dBμV) + C.F (Correction Factor).

EUT	ACCESS POINT	Date of Test	2022-08-31
Factor	BBHA 9120D (1GHz~18GHz)_2022	Temp. / Humidity	25.6°C/48.5%
Polarity	Vertical	Site / Test Engineer	AC1 / Jay Chu
Test Mode	Transmit by 802.11n-HT40 at 2422MHz	Test Voltage	120V/60Hz

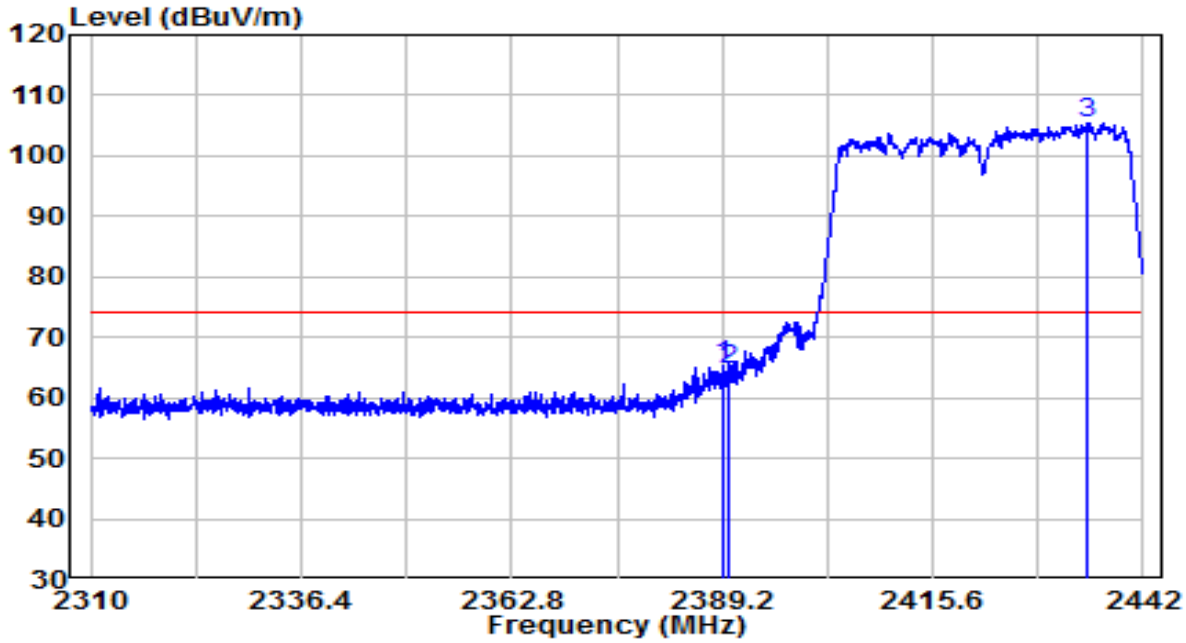

No		Frequency (MHz)	Reading (dBμV)	C.F (dB/m)	Measurement (dBμV/m)	Margin (dB)	Limit (dBμV/m)	Remark (QP/PK/AV)
1		2389.464	33.11	32.28	65.39	-8.61	74.00	Peak
2		2390.000	32.38	32.28	64.66	-9.34	74.00	Peak
3	*	2435.070	72.93	32.45	105.37	N/A	N/A	Peak

Note:

1. " *", means this data is the worst emission level.
2. C.F (Correction Factor) = Antenna Factor (dB/m) + Cable Loss (dB).
3. Measurement (dBμV/m) = Reading (dBμV) + C.F (Correction Factor).

EUT	ACCESS POINT	Date of Test	2022-08-31
Factor	BBHA 9120D (1GHz~18GHz)_2022	Temp. / Humidity	25.6°C/48.5%
Polarity	Vertical	Site / Test Engineer	AC1 / Jay Chu
Test Mode	Transmit by 802.11n-HT40 at 2422MHz	Test Voltage	120V/60Hz

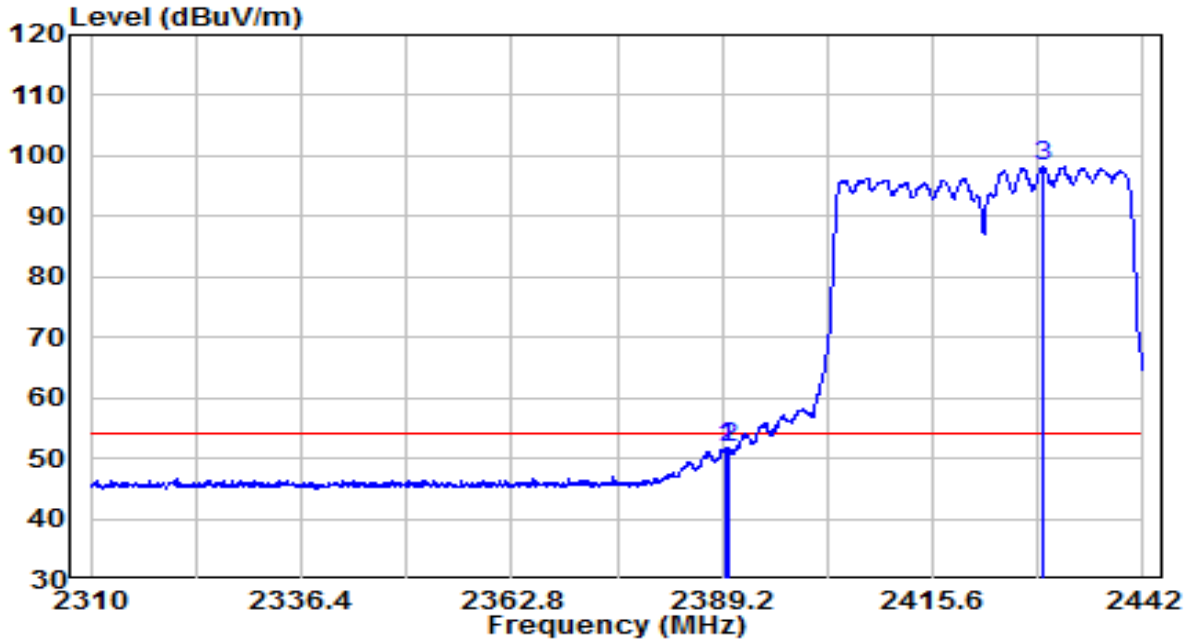

No		Frequency (MHz)	Reading (dBμV)	C.F (dB/m)	Measurement (dBμV/m)	Margin (dB)	Limit (dBμV/m)	Remark (QP/PK/AV)
1		2389.662	19.55	32.28	51.83	-2.17	54.00	Average
2		2390.000	19.38	32.28	51.66	-2.34	54.00	Average
3	*	2429.460	65.97	32.43	98.40	N/A	N/A	Average

Note:

1. " *", means this data is the worst emission level.
2. C.F (Correction Factor) = Antenna Factor (dB/m) + Cable Loss (dB).
3. Measurement (dBμV/m) = Reading (dBμV) + C.F (Correction Factor).

EUT	ACCESS POINT	Date of Test	2022-08-31
Factor	BBHA 9120D (1GHz~18GHz)_2022	Temp. / Humidity	25.6°C/48.5%
Polarity	Horizontal	Site / Test Engineer	AC1 / Jay Chu
Test Mode	Transmit by 802.11n-HT40 at 2452MHz	Test Voltage	120V/60Hz

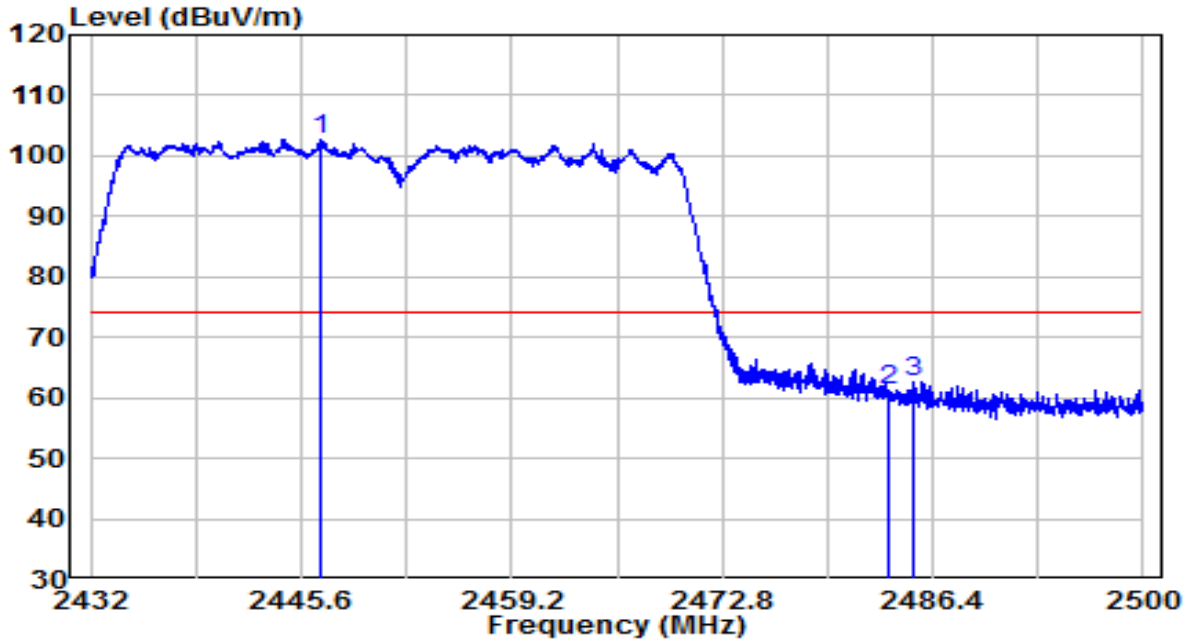

No		Frequency (MHz)	Reading (dBµV)	C.F (dB/m)	Measurement (dBµV/m)	Margin (dB)	Limit (dBµV/m)	Remark (QP/PK/AV)
1	*	2446.892	70.04	32.49	102.52	N/A	N/A	Peak
2		2483.500	28.69	32.62	61.31	-12.69	74.00	Peak
3		2485.074	30.06	32.63	62.69	-11.31	74.00	Peak

Note:

1. " *", means this data is the worst emission level.
2. C.F (Correction Factor) = Antenna Factor (dB/m) + Cable Loss (dB).
3. Measurement (dBµV/m) = Reading (dBµV) + C.F (Correction Factor).

EUT	ACCESS POINT	Date of Test	2022-08-31
Factor	BBHA 9120D (1GHz~18GHz)_2022	Temp. / Humidity	25.6°C/48.5%
Polarity	Horizontal	Site / Test Engineer	AC1 / Jay Chu
Test Mode	Transmit by 802.11n-HT40 at 2452MHz	Test Voltage	120V/60Hz

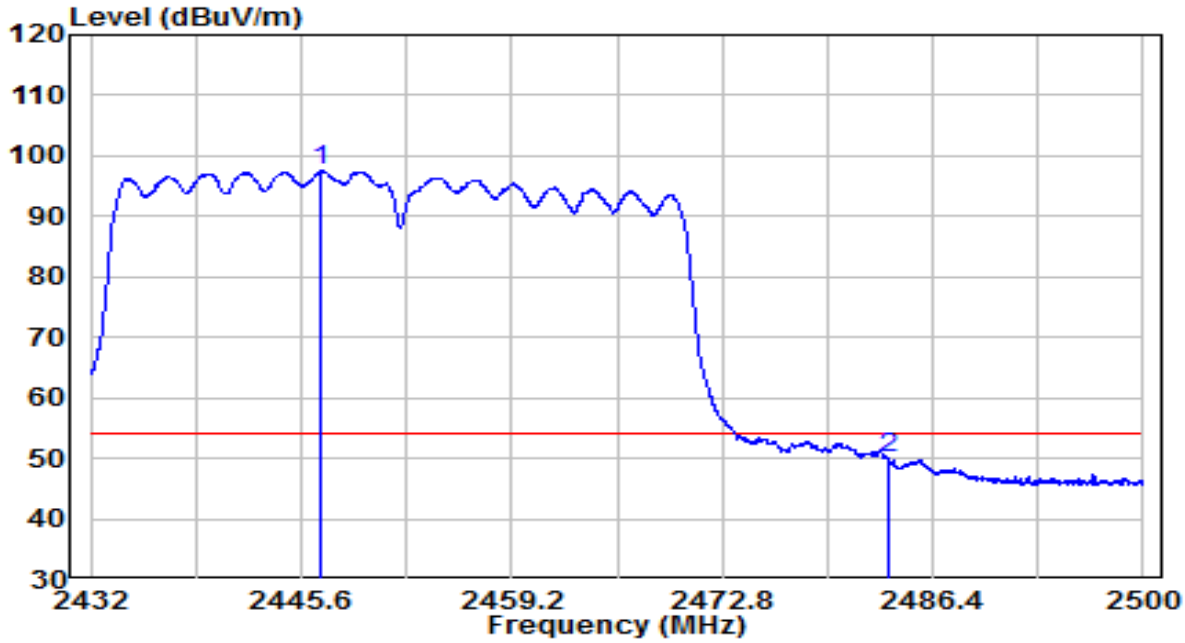

No		Frequency (MHz)	Reading (dBμV)	C.F (dB/m)	Measurement (dBμV/m)	Margin (dB)	Limit (dBμV/m)	Remark (QP/PK/AV)
1	*	2446.858	65.09	32.49	97.58	N/A	N/A	Average
2		2483.500	17.30	32.62	49.92	-4.08	54.00	Average

Note:

1. " *", means this data is the worst emission level.
2. C.F (Correction Factor) = Antenna Factor (dB/m) + Cable Loss (dB).
3. Measurement (dBμV/m) = Reading (dBμV) + C.F (Correction Factor).

EUT	ACCESS POINT	Date of Test	2022-08-31
Factor	BBHA 9120D (1GHz~18GHz)_2022	Temp. / Humidity	25.6°C/48.5%
Polarity	Vertical	Site / Test Engineer	AC1 / Jay Chu
Test Mode	Transmit by 802.11n-HT40 at 2452MHz	Test Voltage	120V/60Hz

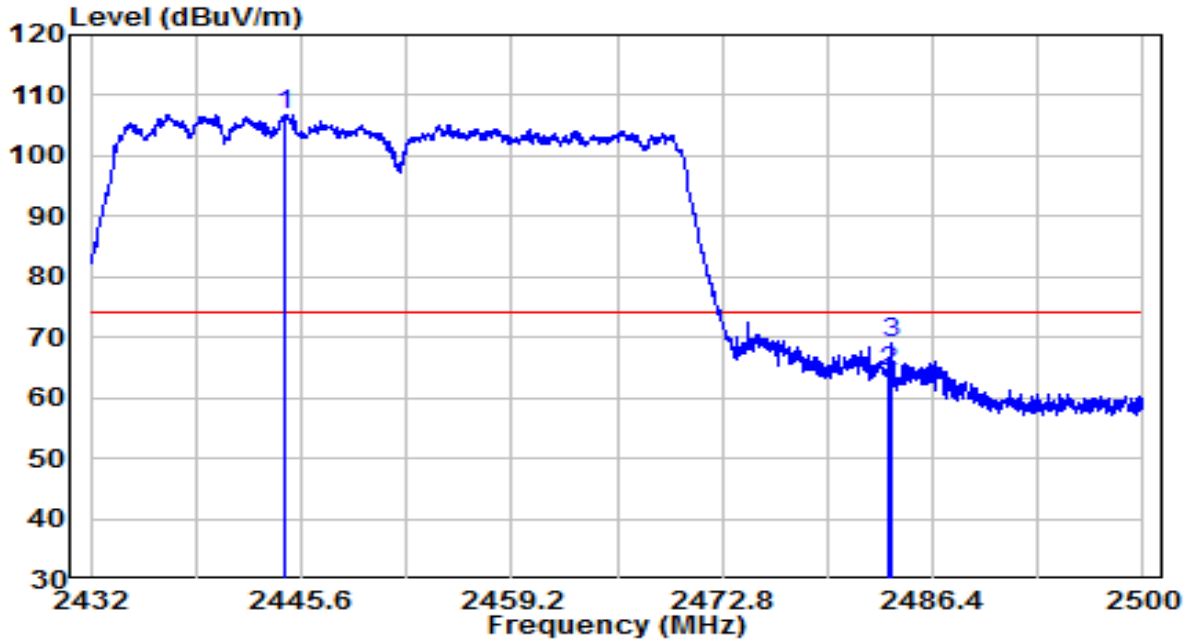

No		Frequency (MHz)	Reading (dBμV)	C.F (dB/m)	Measurement (dBμV/m)	Margin (dB)	Limit (dBμV/m)	Remark (QP/PK/AV)
1	*	2444.614	74.38	32.48	106.86	N/A	N/A	Peak
2		2483.500	31.74	32.62	64.37	-9.63	74.00	Peak
3		2483.646	36.59	32.62	69.21	-4.79	74.00	Peak

Note:

1. " *", means this data is the worst emission level.
2. C.F (Correction Factor) = Antenna Factor (dB/m) + Cable Loss (dB).
3. Measurement (dBμV/m) = Reading (dBμV) + C.F (Correction Factor).

EUT	ACCESS POINT	Date of Test	2022-08-31
Factor	BBHA 9120D (1GHz~18GHz)_2022	Temp. / Humidity	25.6°C/48.5%
Polarity	Vertical	Site / Test Engineer	AC1 / Jay Chu
Test Mode	Transmit by 802.11n-HT40 at 2452MHz	Test Voltage	120V/60Hz

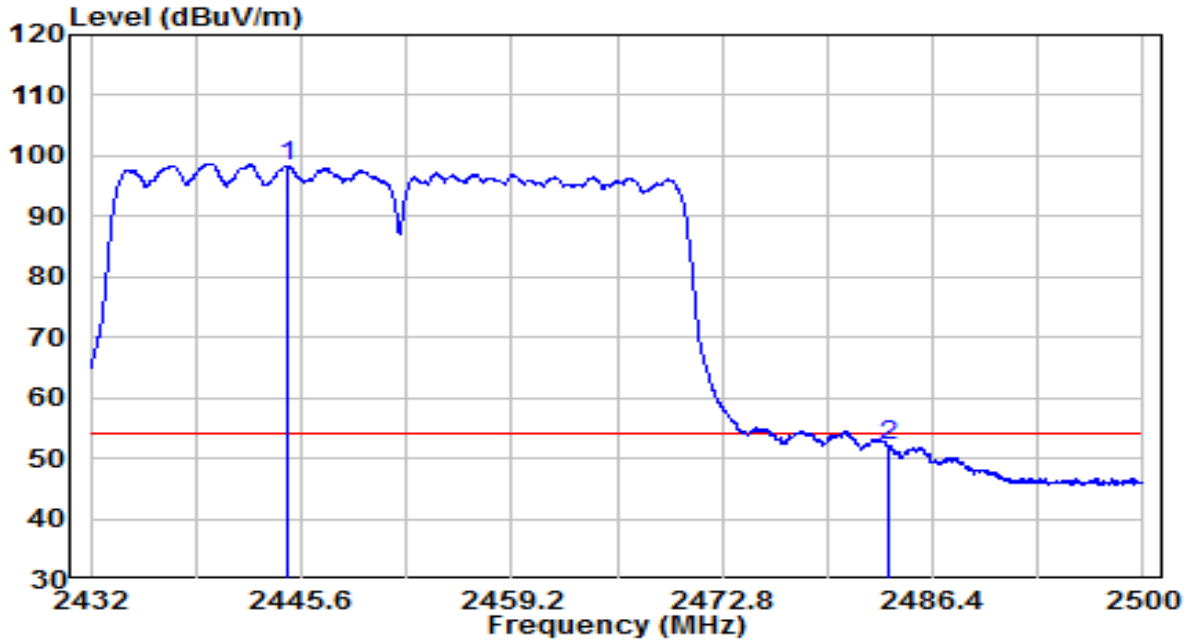

No		Frequency (MHz)	Reading (dBμV)	C.F (dB/m)	Measurement (dBμV/m)	Margin (dB)	Limit (dBμV/m)	Remark (QP/PK/AV)
1	*	2444.682	65.78	32.48	98.26	N/A	N/A	Average
2		2483.510	19.56	32.62	52.18	-1.82	54.00	Average

Note:

1. " *", means this data is the worst emission level.
2. C.F (Correction Factor) = Antenna Factor (dB/m) + Cable Loss (dB).
3. Measurement (dBμV/m) = Reading (dBμV) + C.F (Correction Factor).

EUT	ACCESS POINT	Date of Test	2022-08-31
Factor	BBHA 9120D (1GHz~18GHz)_2022	Temp. / Humidity	25.6°C/48.5%
Polarity	Horizontal	Site / Test Engineer	AC1 / Jay Chu
Test Mode	Transmit by 802.11ax-HE20 at 2412MHz	Test Voltage	120V/60Hz

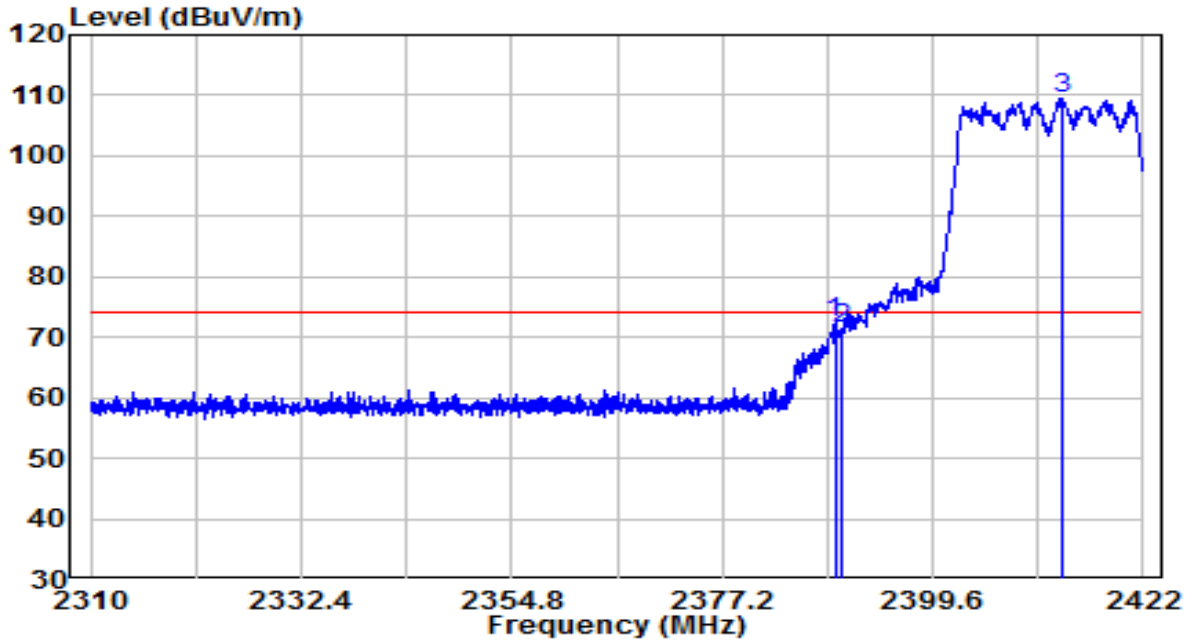

No		Frequency (MHz)	Reading (dBµV)	C.F (dB/m)	Measurement (dBµV/m)	Margin (dB)	Limit (dBµV/m)	Remark (QP/PK/AV)
1		2389.184	40.12	32.28	72.40	-1.60	74.00	Peak
2		2390.000	39.05	32.28	71.34	-2.66	74.00	Peak
3	*	2413.320	77.26	32.37	109.63	N/A	N/A	Peak

Note:

1. " *", means this data is the worst emission level.
2. C.F (Correction Factor) = Antenna Factor (dB/m) + Cable Loss (dB).
3. Measurement (dBµV/m) = Reading (dBµV) + C.F (Correction Factor).

EUT	ACCESS POINT	Date of Test	2022-08-31
Factor	BBHA 9120D (1GHz~18GHz)_2022	Temp. / Humidity	25.6°C/48.5%
Polarity	Horizontal	Site / Test Engineer	AC1 / Jay Chu
Test Mode	Transmit by 802.11ax-HE20 at 2412MHz	Test Voltage	120V/60Hz

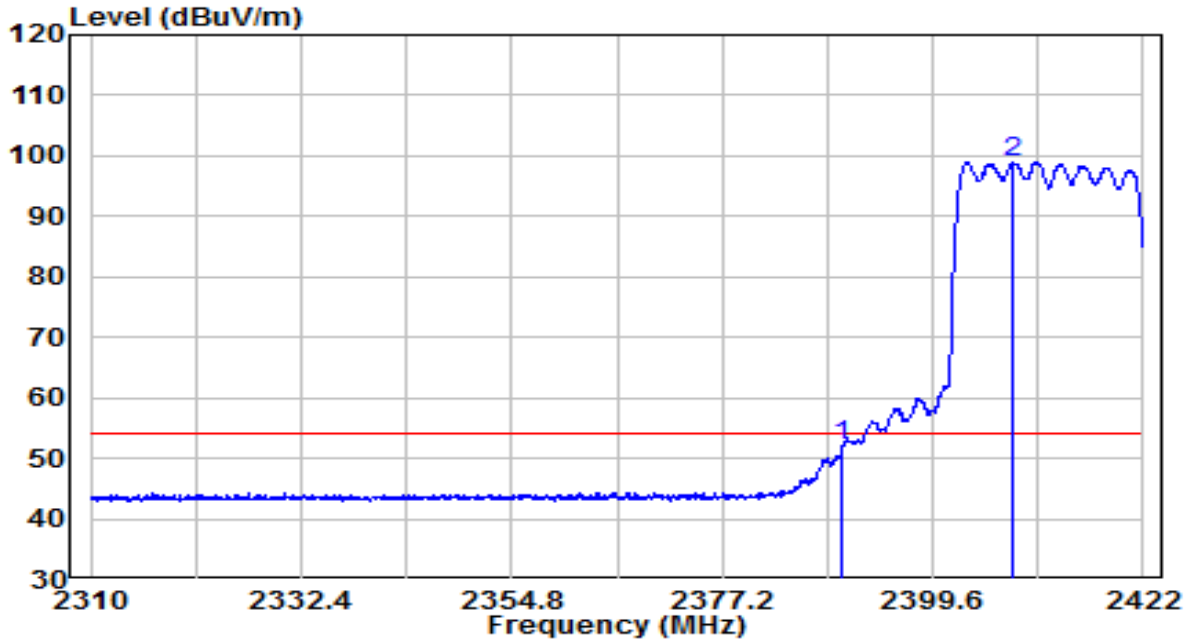

No		Frequency (MHz)	Reading (dBμV)	C.F (dB/m)	Measurement (dBμV/m)	Margin (dB)	Limit (dBμV/m)	Remark (QP/PK/AV)
1		2390.000	19.74	32.28	52.02	-1.98	54.00	Average
2	*	2408.168	66.61	32.35	98.96	N/A	N/A	Average

Note:

1. " *", means this data is the worst emission level.
2. C.F (Correction Factor) = Antenna Factor (dB/m) + Cable Loss (dB).
3. Measurement (dBμV/m) = Reading (dBμV) + C.F (Correction Factor).

EUT	ACCESS POINT	Date of Test	2022-08-31
Factor	BBHA 9120D (1GHz~18GHz)_2022	Temp. / Humidity	25.6°C/48.5%
Polarity	Vertical	Site / Test Engineer	AC1 / Jay Chu
Test Mode	Transmit by 802.11ax-HE20 at 2412MHz	Test Voltage	120V/60Hz

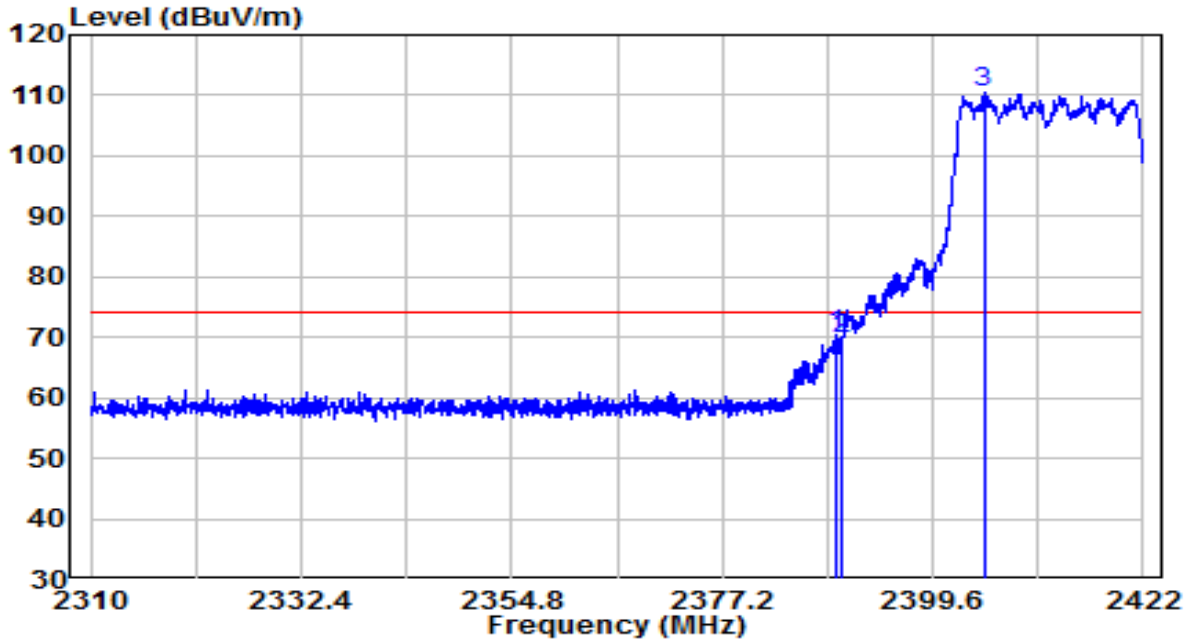

No		Frequency (MHz)	Reading (dBμV)	C.F (dB/m)	Measurement (dBμV/m)	Margin (dB)	Limit (dBμV/m)	Remark (QP/PK/AV)
1		2389.352	38.02	32.28	70.30	-3.70	74.00	Peak
2		2390.000	37.41	32.28	69.70	-4.30	74.00	Peak
3	*	2405.032	78.24	32.34	110.58	N/A	N/A	Peak

Note:

1. " *", means this data is the worst emission level.
2. C.F (Correction Factor) = Antenna Factor (dB/m) + Cable Loss (dB).
3. Measurement (dBμV/m) = Reading (dBμV) + C.F (Correction Factor).

EUT	ACCESS POINT	Date of Test	2022-08-31
Factor	BBHA 9120D (1GHz~18GHz)_2022	Temp. / Humidity	25.6°C/48.5%
Polarity	Vertical	Site / Test Engineer	AC1 / Jay Chu
Test Mode	Transmit by 802.11ax-HE20 at 2412MHz	Test Voltage	120V/60Hz

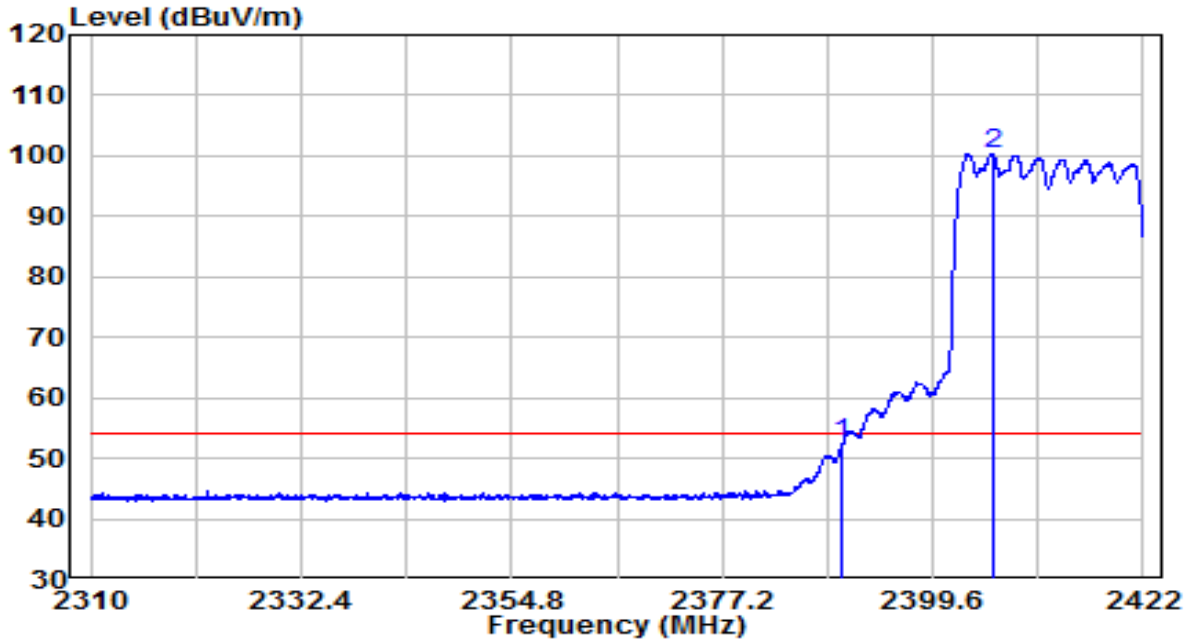

No		Frequency (MHz)	Reading (dBμV)	C.F (dB/m)	Measurement (dBμV/m)	Margin (dB)	Limit (dBμV/m)	Remark (QP/PK/AV)
1		2390.000	20.07	32.28	52.35	-1.65	54.00	Average
2	*	2405.928	68.10	32.34	100.44	N/A	N/A	Average

Note:

1. " *", means this data is the worst emission level.
2. C.F (Correction Factor) = Antenna Factor (dB/m) + Cable Loss (dB).
3. Measurement (dBμV/m) = Reading (dBμV) + C.F (Correction Factor).

EUT	ACCESS POINT	Date of Test	2022-08-31
Factor	BBHA 9120D (1GHz~18GHz)_2022	Temp. / Humidity	25.6°C/48.5%
Polarity	Horizontal	Site / Test Engineer	AC1 / Jay Chu
Test Mode	Transmit by 802.11ax-HE20 at 2457MHz	Test Voltage	120V/60Hz

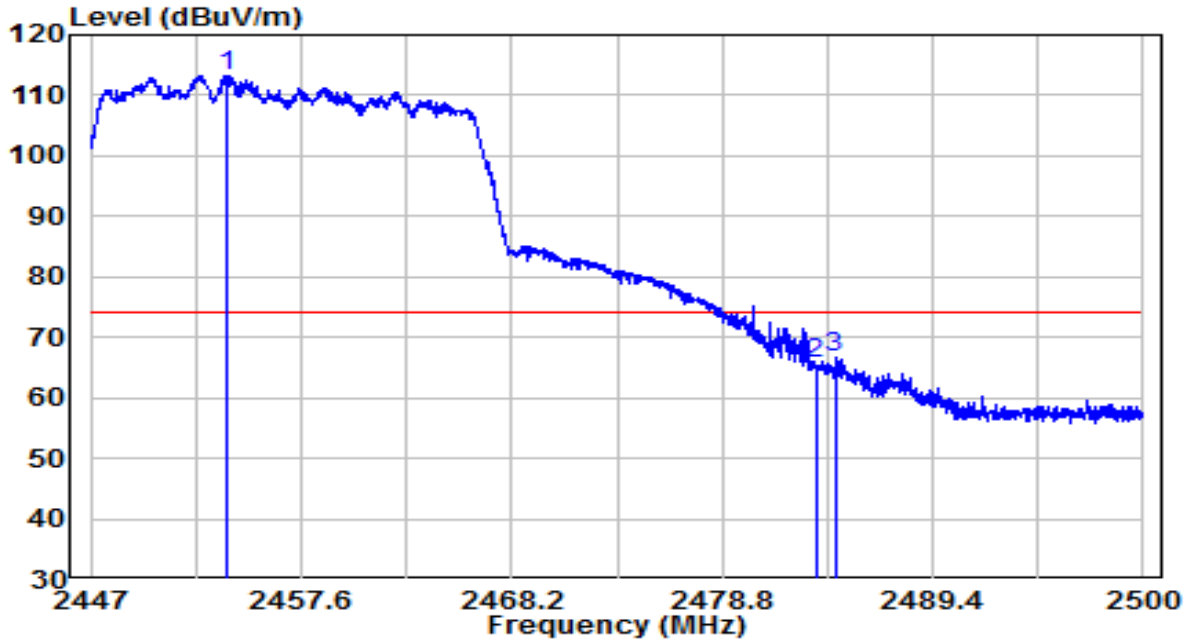

No		Frequency (MHz)	Reading (dBμV)	C.F (dB/m)	Measurement (dBμV/m)	Margin (dB)	Limit (dBμV/m)	Remark (QP/PK/AV)
1	*	2453.917	80.85	32.51	113.36	N/A	N/A	Peak
2		2483.500	32.96	32.62	65.58	-8.42	74.00	Peak
3		2484.471	34.04	32.62	66.66	-7.34	74.00	Peak

Note:

1. " *", means this data is the worst emission level.
2. C.F (Correction Factor) = Antenna Factor (dB/m) + Cable Loss (dB)
3. Measurement(dBμV/m) = Reading(dBμV) + C.F (Correction Factor).

EUT	ACCESS POINT	Date of Test	2022-08-31
Factor	BBHA 9120D (1GHz~18GHz)_2022	Temp. / Humidity	25.6°C/48.5%
Polarity	Horizontal	Site / Test Engineer	AC1 / Jay Chu
Test Mode	Transmit by 802.11ax-HE20 at 2457MHz	Test Voltage	120V/60Hz

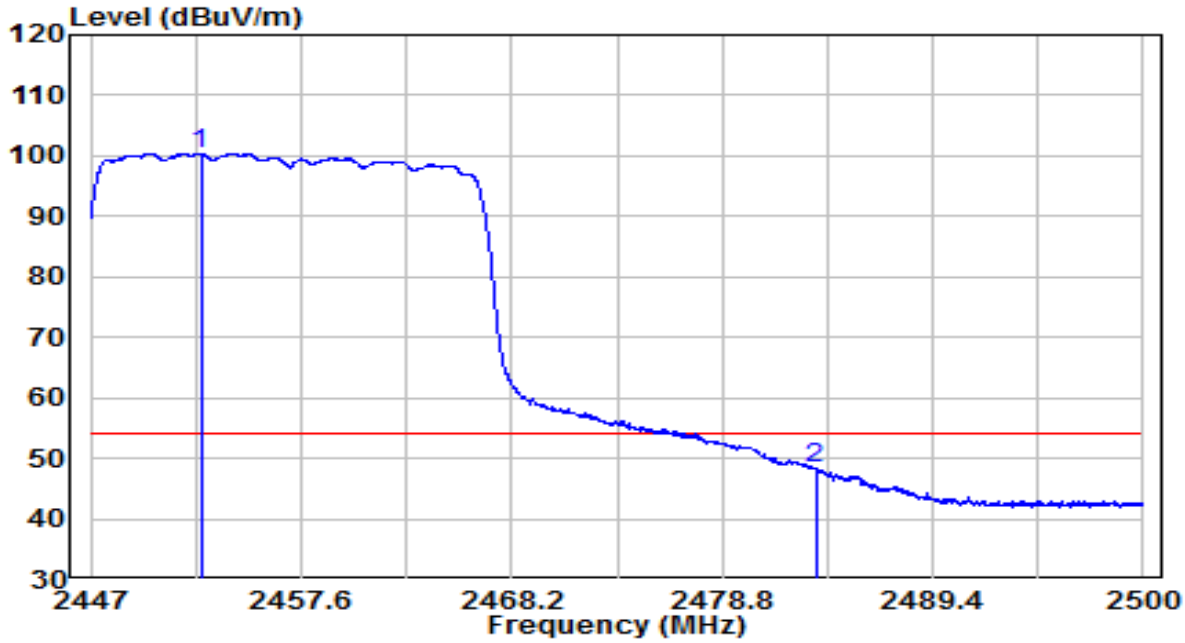

No		Frequency (MHz)	Reading (dBμV)	C.F (dB/m)	Measurement (dBμV/m)	Margin (dB)	Limit (dBμV/m)	Remark (QP/PK/AV)
1	*	2452.539	67.91	32.51	100.42	N/A	N/A	Average
2		2483.500	15.69	32.62	48.31	-5.69	54.00	Average

Note:

1. " *", means this data is the worst emission level.
2. C.F (Correction Factor) = Antenna Factor (dB/m) + Cable Loss (dB)
3. Measurement(dBμV/m) = Reading(dBμV) + C.F (Correction Factor).

EUT	ACCESS POINT	Date of Test	2022-08-31
Factor	BBHA 9120D (1GHz~18GHz)_2022	Temp. / Humidity	25.6°C/48.5%
Polarity	Vertical	Site / Test Engineer	AC1 / Jay Chu
Test Mode	Transmit by 802.11ax-HE20 at 2457MHz	Test Voltage	120V/60Hz

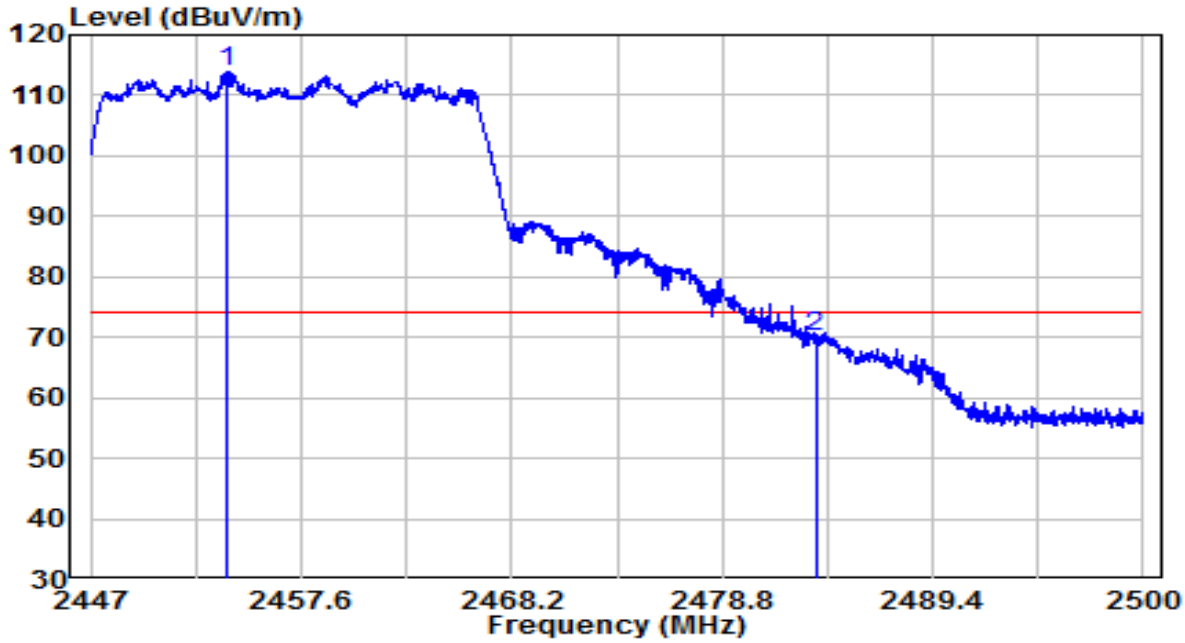

No		Frequency (MHz)	Reading (dBμV)	C.F (dB/m)	Measurement (dBμV/m)	Margin (dB)	Limit (dBμV/m)	Remark (QP/PK/AV)
1	*	2453.837	81.41	32.51	113.92	N/A	N/A	Peak
2		2483.500	37.45	32.62	70.07	-3.93	74.00	Peak

Note:

1. " *", means this data is the worst emission level.
2. C.F (Correction Factor) = Antenna Factor (dB/m) + Cable Loss (dB)
3. Measurement(dBμV/m) = Reading(dBμV) + C.F (Correction Factor).

EUT	ACCESS POINT	Date of Test	2022-08-31
Factor	BBHA 9120D (1GHz~18GHz)_2022	Temp. / Humidity	25.6°C/48.5%
Polarity	Vertical	Site / Test Engineer	AC1 / Jay Chu
Test Mode	Transmit by 802.11ax-HE20 at 2457MHz	Test Voltage	120V/60Hz

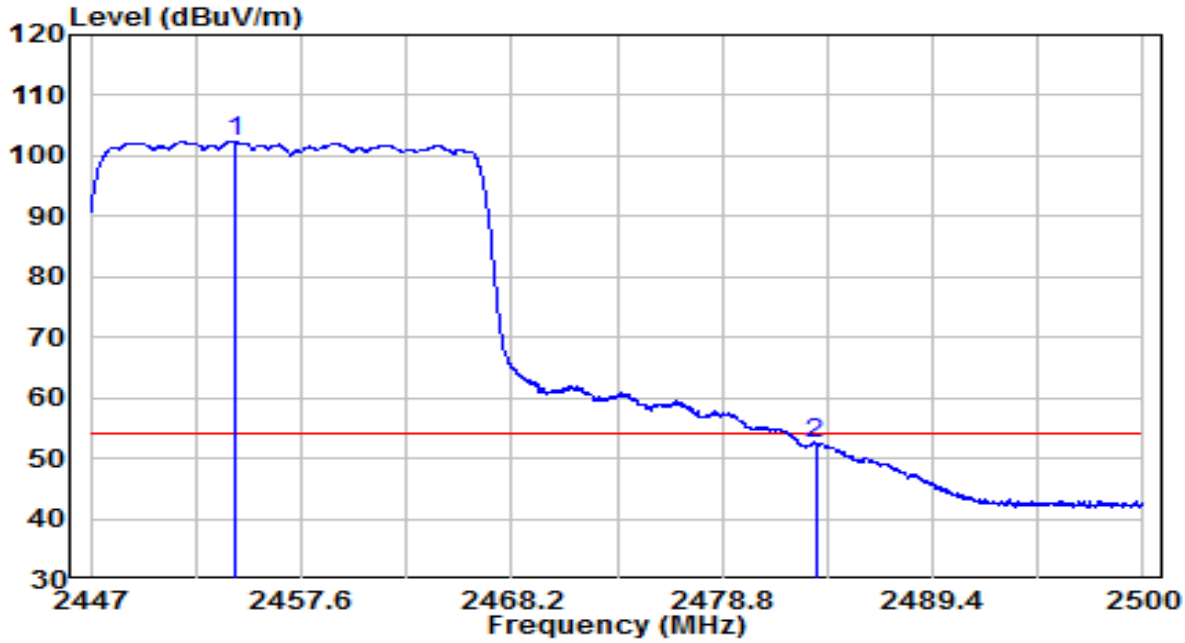

No		Frequency (MHz)	Reading (dBμV)	C.F (dB/m)	Measurement (dBμV/m)	Margin (dB)	Limit (dBμV/m)	Remark (QP/PK/AV)
1	*	2454.261	69.87	32.52	102.39	N/A	N/A	Average
2		2483.500	19.91	32.62	52.53	-1.47	54.00	Average

Note:

1. " *", means this data is the worst emission level.
2. C.F (Correction Factor) = Antenna Factor (dB/m) + Cable Loss (dB)
3. Measurement(dBμV/m) = Reading(dBμV) + C.F (Correction Factor).

EUT	ACCESS POINT	Date of Test	2022-08-31
Factor	BBHA 9120D (1GHz~18GHz)_2022	Temp. / Humidity	25.6°C/48.5%
Polarity	Horizontal	Site / Test Engineer	AC1 / Jay Chu
Test Mode	Transmit by 802.11ax-HE20 at 2462MHz	Test Voltage	120V/60Hz

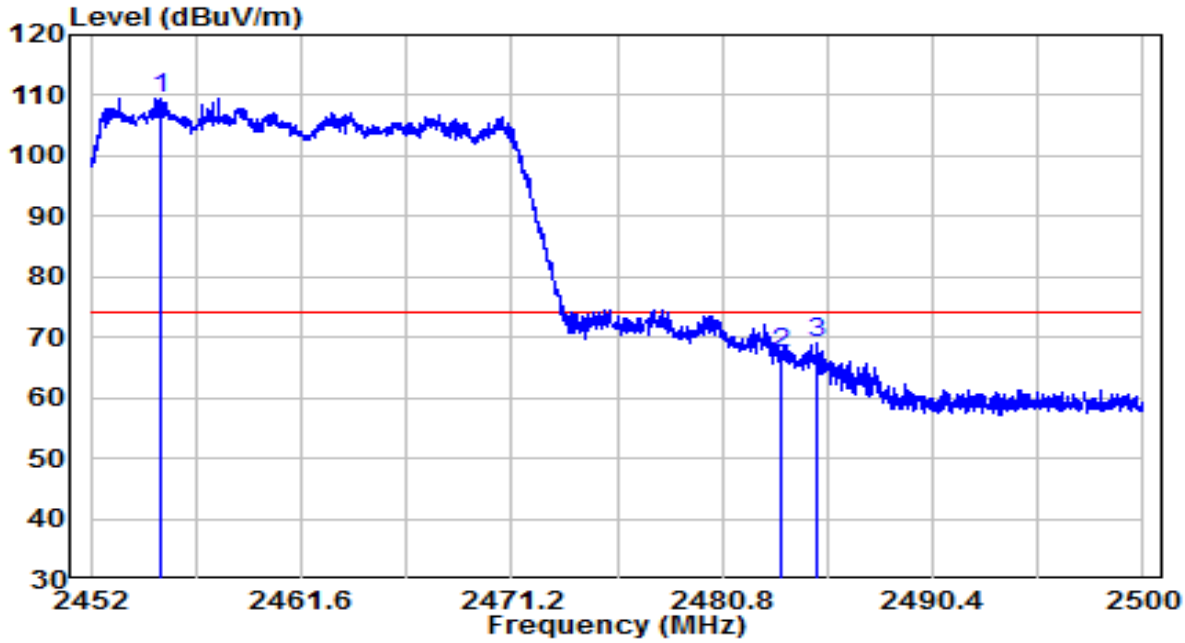

No		Frequency (MHz)	Reading (dBµV)	C.F (dB/m)	Measurement (dBµV/m)	Margin (dB)	Limit (dBµV/m)	Remark (QP/PK/AV)
1	*	2455.192	76.98	32.52	109.50	N/A	N/A	Peak
2		2483.488	34.88	32.62	67.50	-6.50	74.00	Peak
3		2485.096	36.32	32.63	68.95	-5.05	74.00	Peak

Note:

1. " *", means this data is the worst emission level.
2. C.F (Correction Factor) = Antenna Factor (dB/m) + Cable Loss (dB).
3. Measurement (dBµV/m) = Reading (dBµV) + C.F (Correction Factor).

EUT	ACCESS POINT	Date of Test	2022-08-31
Factor	BBHA 9120D (1GHz~18GHz)_2022	Temp. / Humidity	25.6°C/48.5%
Polarity	Horizontal	Site / Test Engineer	AC1 / Jay Chu
Test Mode	Transmit by 802.11ax-HE20 at 2462MHz	Test Voltage	120V/60Hz

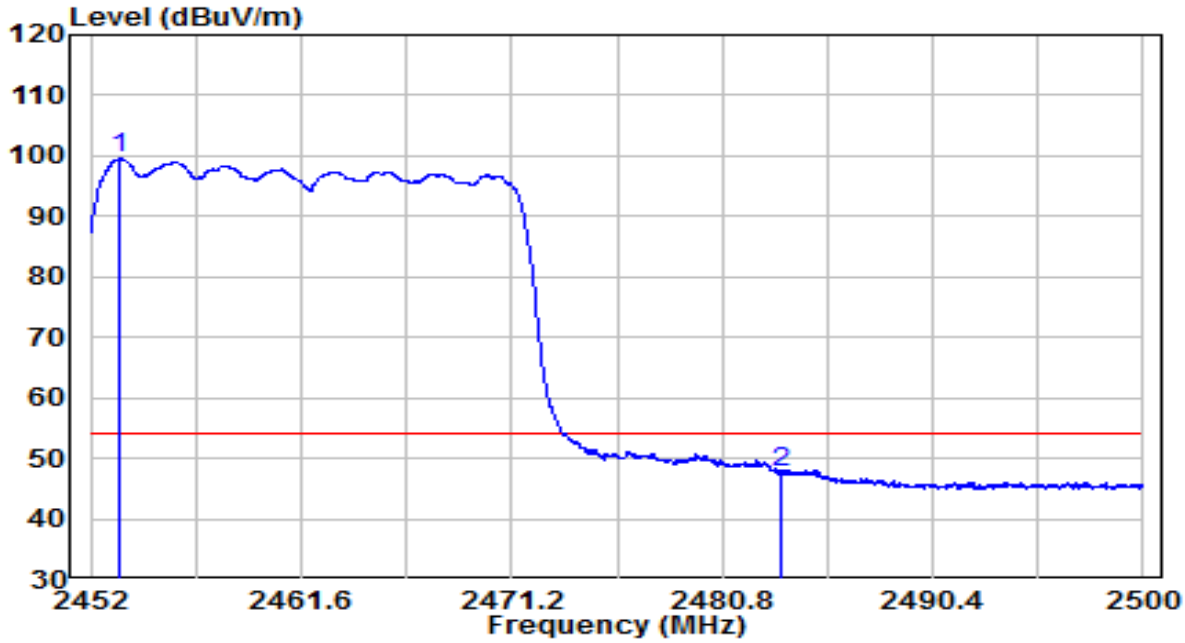

No		Frequency (MHz)	Reading (dBμV)	C.F (dB/m)	Measurement (dBμV/m)	Margin (dB)	Limit (dBμV/m)	Remark (QP/PK/AV)
1	*	2453.272	66.99	32.51	99.50	N/A	N/A	Average
2		2483.500	15.19	32.62	47.81	-6.19	54.00	Average

Note:

1. " *", means this data is the worst emission level.
2. C.F (Correction Factor) = Antenna Factor (dB/m) + Cable Loss (dB).
3. Measurement (dBμV/m) = Reading (dBμV) + C.F (Correction Factor).

EUT	ACCESS POINT	Date of Test	2022-08-31
Factor	BBHA 9120D (1GHz~18GHz)_2022	Temp. / Humidity	25.6°C/48.5%
Polarity	Vertical	Site / Test Engineer	AC1 / Jay Chu
Test Mode	Transmit by 802.11ax-HE20 at 2462MHz	Test Voltage	120V/60Hz

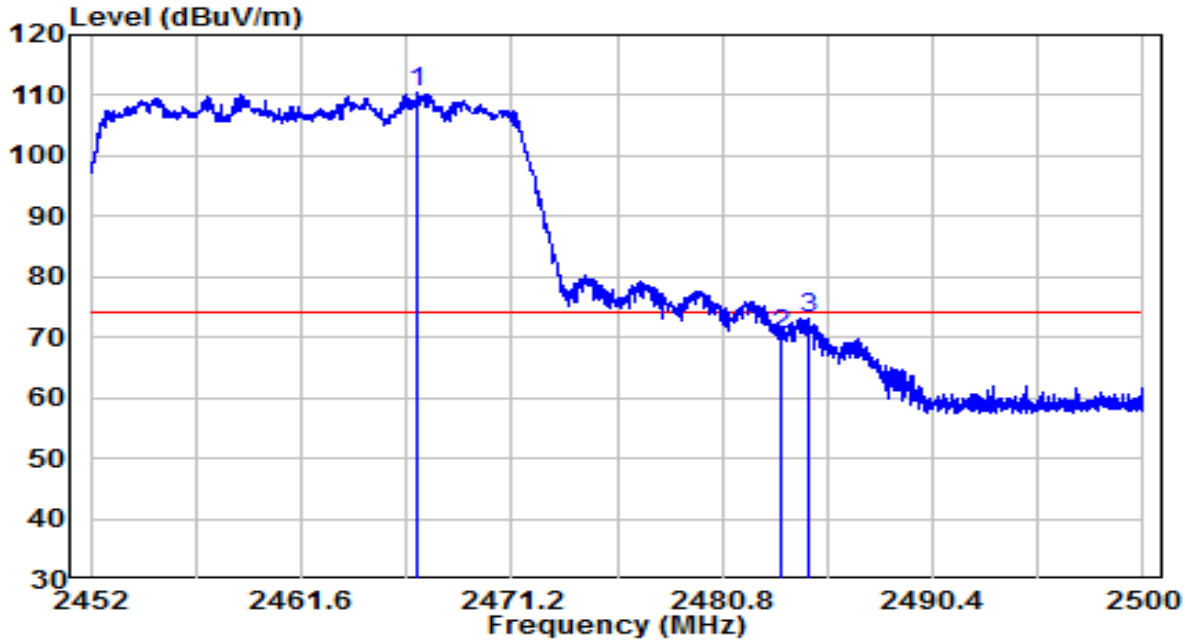

No		Frequency (MHz)	Reading (dBμV)	C.F (dB/m)	Measurement (dBμV/m)	Margin (dB)	Limit (dBμV/m)	Remark (QP/PK/AV)
1	*	2466.880	77.79	32.56	110.35	N/A	N/A	Peak
2		2483.500	37.79	32.62	70.41	-3.59	74.00	Peak
3		2484.712	40.54	32.62	73.17	-0.83	74.00	Peak

Note:

1. " *", means this data is the worst emission level.
2. C.F (Correction Factor) = Antenna Factor (dB/m) + Cable Loss (dB).
3. Measurement (dBμV/m) = Reading (dBμV) + C.F (Correction Factor).

EUT	ACCESS POINT	Date of Test	2022-08-31
Factor	BBHA 9120D (1GHz~18GHz)_2022	Temp. / Humidity	25.6°C/48.5%
Polarity	Vertical	Site / Test Engineer	AC1 / Jay Chu
Test Mode	Transmit by 802.11ax-HE20 at 2462MHz	Test Voltage	120V/60Hz

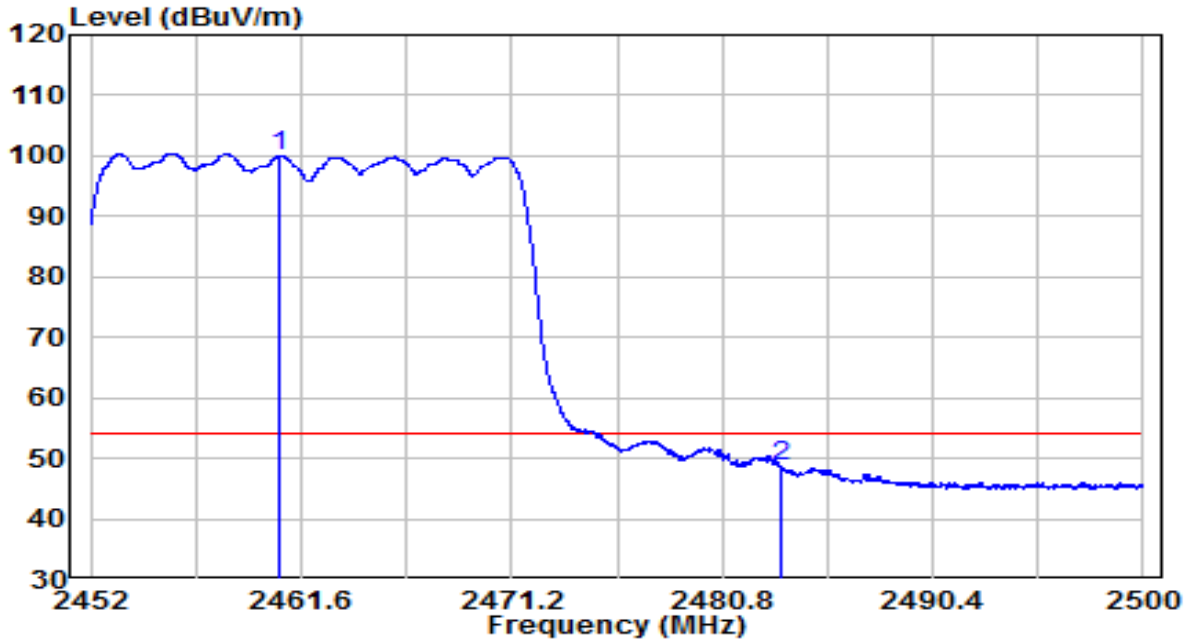

No		Frequency (MHz)	Reading (dBμV)	C.F (dB/m)	Measurement (dBμV/m)	Margin (dB)	Limit (dBμV/m)	Remark (QP/PK/AV)
1	*	2460.544	67.49	32.54	100.03	N/A	N/A	Average
2		2483.500	16.19	32.62	48.81	-5.19	54.00	Average

Note:

1. " *", means this data is the worst emission level.
2. C.F (Correction Factor) = Antenna Factor (dB/m) + Cable Loss (dB).
3. Measurement (dBμV/m) = Reading (dBμV) + C.F (Correction Factor).

EUT	ACCESS POINT	Date of Test	2022-08-31
Factor	BBHA 9120D (1GHz~18GHz)_2022	Temp. / Humidity	25.6°C/48.5%
Polarity	Horizontal	Site / Test Engineer	AC1 / Jay Chu
Test Mode	Transmit by 802.11ax-HE40 at 2422MHz	Test Voltage	120V/60Hz

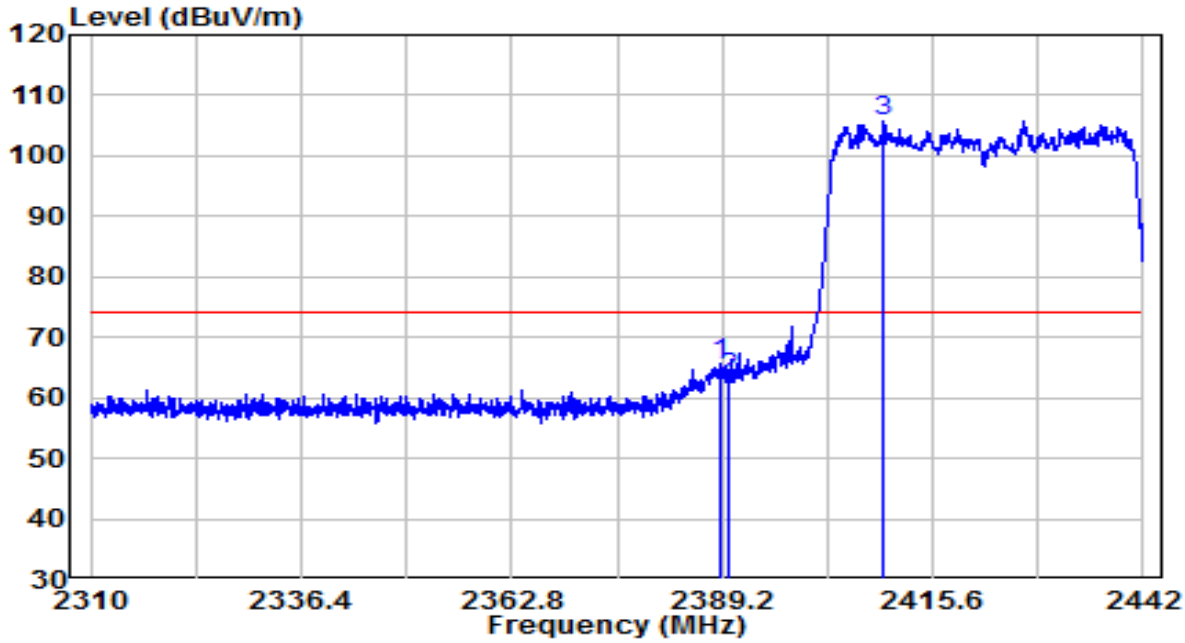

No		Frequency (MHz)	Reading (dBμV)	C.F (dB/m)	Measurement (dBμV/m)	Margin (dB)	Limit (dBμV/m)	Remark (QP/PK/AV)
1		2388.870	33.45	32.28	65.73	-8.27	74.00	Peak
2		2390.000	31.14	32.28	63.43	-10.57	74.00	Peak
3	*	2409.528	73.53	32.35	105.88	N/A	N/A	Peak

Note:

1. " *", means this data is the worst emission level.
2. C.F (Correction Factor) = Antenna Factor (dB/m) + Cable Loss (dB).
3. Measurement (dBμV/m) = Reading (dBμV) + C.F (Correction Factor).

EUT	ACCESS POINT	Date of Test	2022-08-31
Factor	BBHA 9120D (1GHz~18GHz)_2022	Temp. / Humidity	25.6°C/48.5%
Polarity	Horizontal	Site / Test Engineer	AC1 / Jay Chu
Test Mode	Transmit by 802.11ax-HE40 at 2422MHz	Test Voltage	120V/60Hz

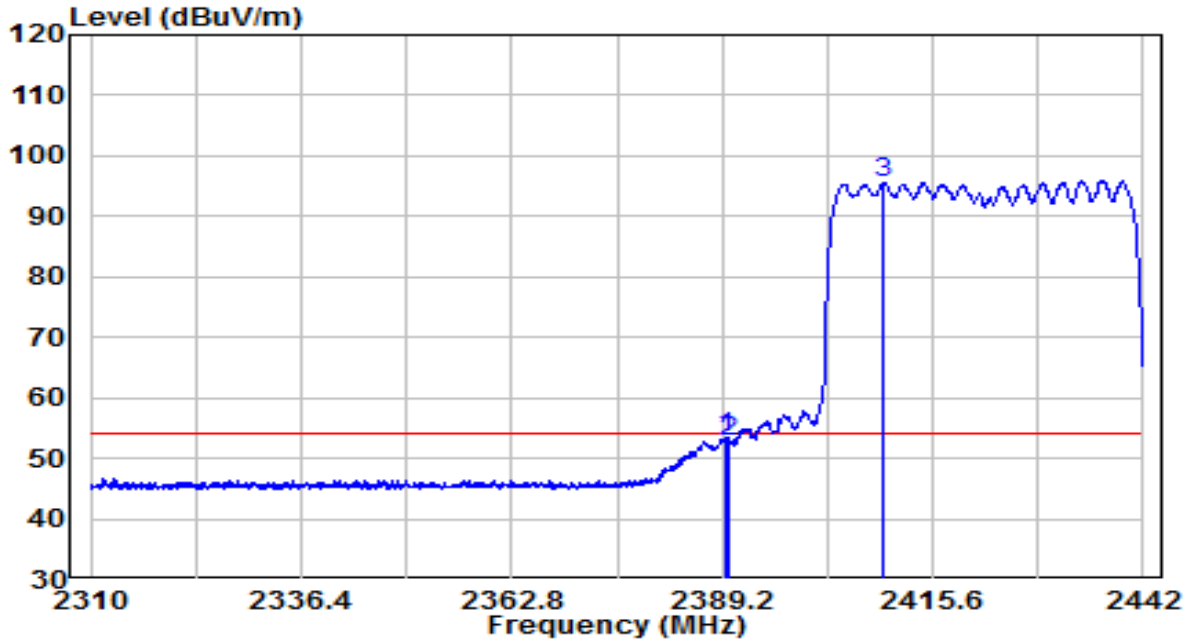

No		Frequency (MHz)	Reading (dBμV)	C.F (dB/m)	Measurement (dBμV/m)	Margin (dB)	Limit (dBμV/m)	Remark (QP/PK/AV)
1		2389.530	20.99	32.28	53.28	-0.72	54.00	Average
2		2390.000	20.32	32.28	52.60	-1.40	54.00	Average
3	*	2409.528	63.19	32.35	95.55	N/A	N/A	Average

Note:

1. " *", means this data is the worst emission level.
2. C.F (Correction Factor) = Antenna Factor (dB/m) + Cable Loss (dB).
3. Measurement (dBμV/m) = Reading (dBμV) + C.F (Correction Factor).

EUT	ACCESS POINT	Date of Test	2022-08-31
Factor	BBHA 9120D (1GHz~18GHz)_2022	Temp. / Humidity	25.6°C/48.5%
Polarity	Vertical	Site / Test Engineer	AC1 / Jay Chu
Test Mode	Transmit by 802.11ax-HE40 at 2422MHz	Test Voltage	120V/60Hz

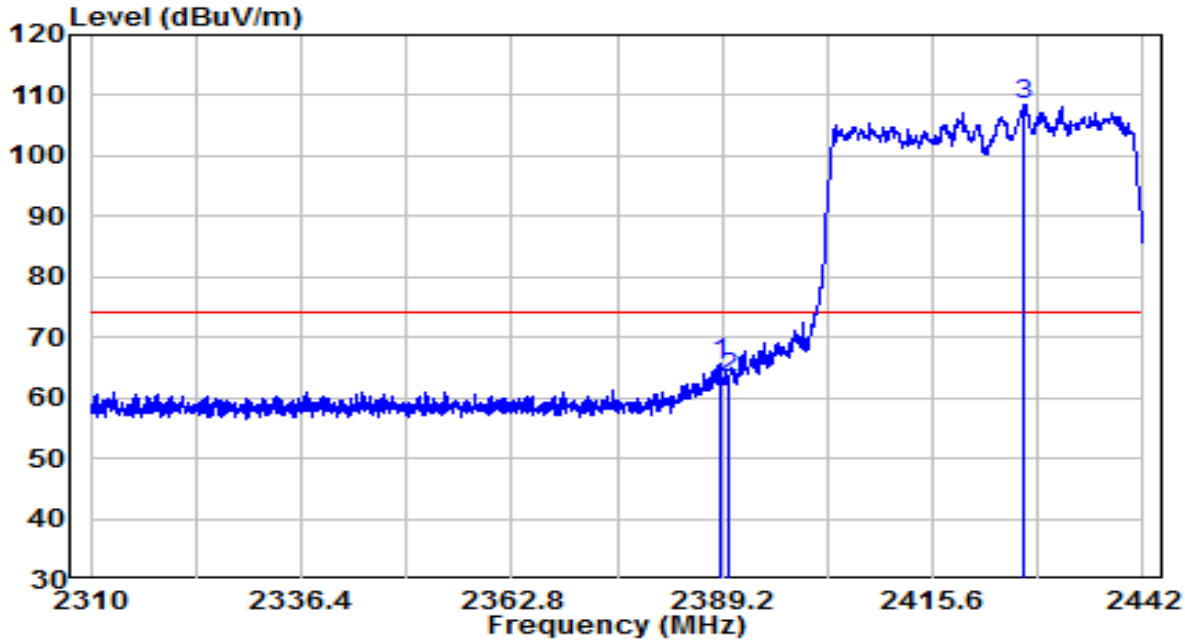

No		Frequency (MHz)	Reading (dBμV)	C.F (dB/m)	Measurement (dBμV/m)	Margin (dB)	Limit (dBμV/m)	Remark (QP/PK/AV)
1		2389.068	33.23	32.28	65.51	-8.49	74.00	Peak
2		2390.000	30.88	32.28	63.16	-10.84	74.00	Peak
3	*	2427.150	76.01	32.42	108.43	N/A	N/A	Peak

Note:

1. " *", means this data is the worst emission level.
2. C.F (Correction Factor) = Antenna Factor (dB/m) + Cable Loss (dB).
3. Measurement (dBμV/m) = Reading (dBμV) + C.F (Correction Factor).

EUT	ACCESS POINT	Date of Test	2022-08-31
Factor	BBHA 9120D (1GHz~18GHz)_2022	Temp. / Humidity	25.6°C/48.5%
Polarity	Vertical	Site / Test Engineer	AC1 / Jay Chu
Test Mode	Transmit by 802.11ax-HE40 at 2422MHz	Test Voltage	120V/60Hz

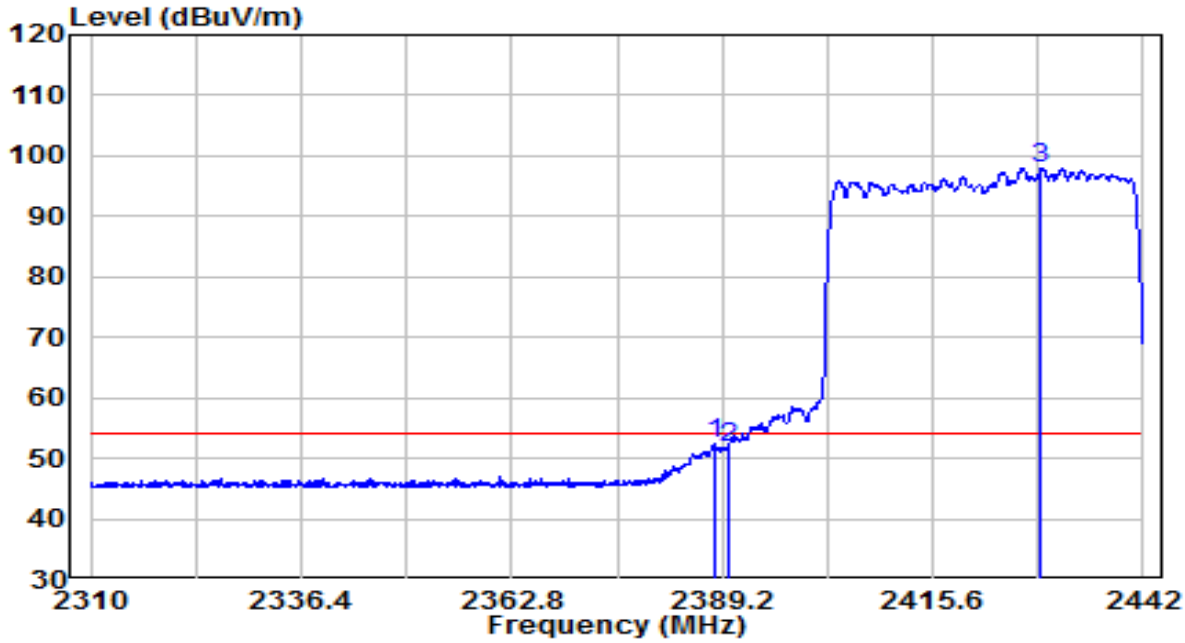

No		Frequency (MHz)	Reading (dBμV)	C.F (dB/m)	Measurement (dBμV/m)	Margin (dB)	Limit (dBμV/m)	Remark (QP/PK/AV)
1		2388.144	20.06	32.28	52.33	-1.67	54.00	Average
2		2390.000	19.55	32.28	51.83	-2.17	54.00	Average
3	*	2429.196	65.43	32.43	97.85	N/A	N/A	Average

Note:

1. " *", means this data is the worst emission level.
2. C.F (Correction Factor) = Antenna Factor (dB/m) + Cable Loss (dB).
3. Measurement (dBμV/m) = Reading (dBμV) + C.F (Correction Factor).

EUT	ACCESS POINT	Date of Test	2022-08-31
Factor	BBHA 9120D (1GHz~18GHz)_2022	Temp. / Humidity	25.6°C/48.5%
Polarity	Horizontal	Site / Test Engineer	AC1 / Jay Chu
Test Mode	Transmit by 802.11ax-HE40 at 2452MHz	Test Voltage	120V/60Hz

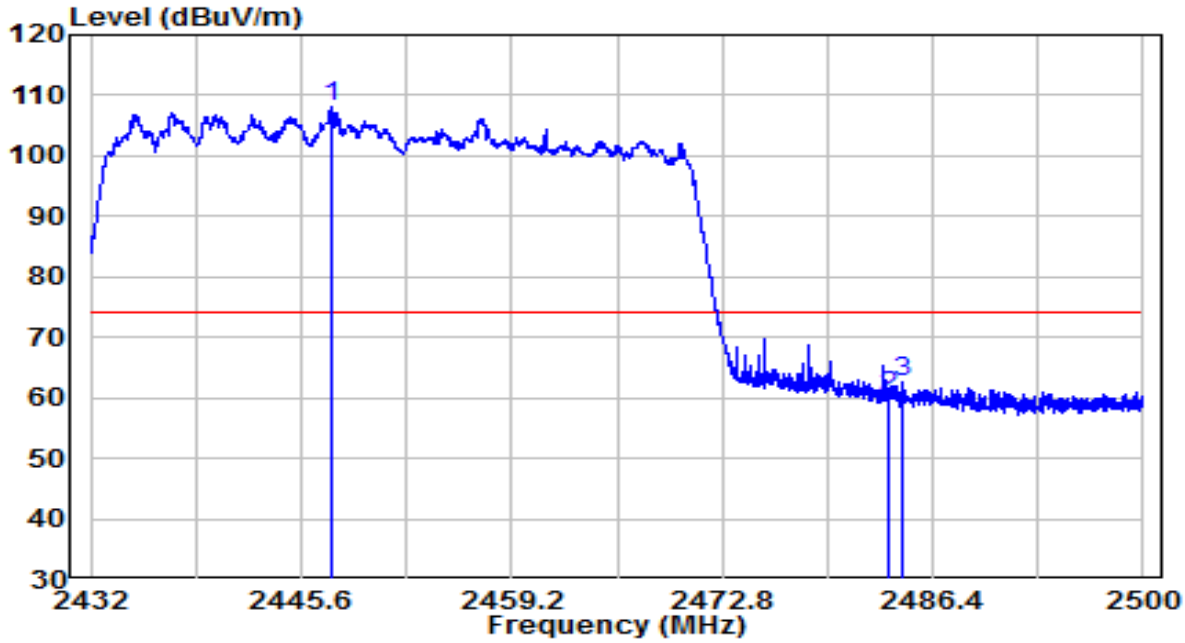

No		Frequency (MHz)	Reading (dBµV)	C.F (dB/m)	Measurement (dBµV/m)	Margin (dB)	Limit (dBµV/m)	Remark (QP/PK/AV)
1	*	2447.538	75.54	32.49	108.03	N/A	N/A	Peak
2		2483.500	27.67	32.62	60.29	-13.71	74.00	Peak
3		2484.428	30.12	32.62	62.74	-11.26	74.00	Peak

Note:

1. " *", means this data is the worst emission level.
2. C.F (Correction Factor) = Antenna Factor (dB/m) + Cable Loss (dB).
3. Measurement (dBµV/m) = Reading (dBµV) + C.F (Correction Factor).

EUT	ACCESS POINT	Date of Test	2022-08-31
Factor	BBHA 9120D (1GHz~18GHz)_2022	Temp. / Humidity	25.6°C/48.5%
Polarity	Horizontal	Site / Test Engineer	AC1 / Jay Chu
Test Mode	Transmit by 802.11ax-HE40 at 2452MHz	Test Voltage	120V/60Hz

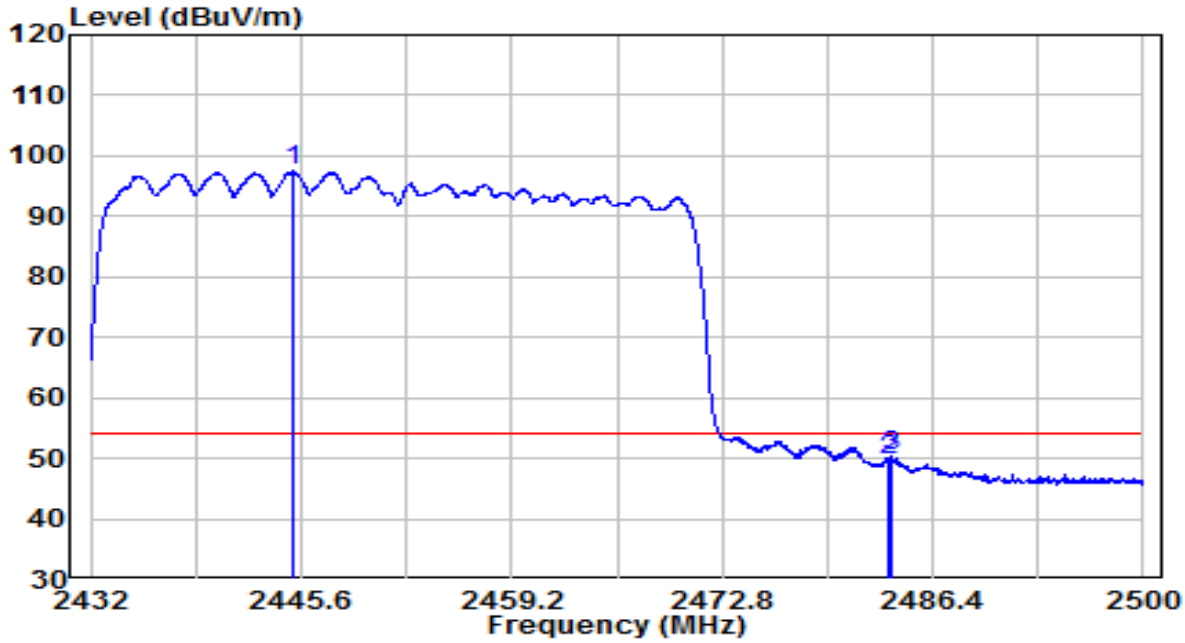

No		Frequency (MHz)	Reading (dBμV)	C.F (dB/m)	Measurement (dBμV/m)	Margin (dB)	Limit (dBμV/m)	Remark (QP/PK/AV)
1	*	2445.022	64.96	32.48	97.44	N/A	N/A	Average
2		2483.510	16.92	32.62	49.54	-4.46	54.00	Average
3		2483.680	17.70	32.62	50.32	-3.68	54.00	Average

Note:

1. " *", means this data is the worst emission level.
2. C.F (Correction Factor) = Antenna Factor (dB/m) + Cable Loss (dB).
3. Measurement (dBμV/m) = Reading (dBμV) + C.F (Correction Factor).

EUT	ACCESS POINT	Date of Test	2022-08-31
Factor	BBHA 9120D (1GHz~18GHz)_2022	Temp. / Humidity	25.6°C/48.5%
Polarity	Vertical	Site / Test Engineer	AC1 / Jay Chu
Test Mode	Transmit by 802.11ax-HE40 at 2452MHz	Test Voltage	120V/60Hz

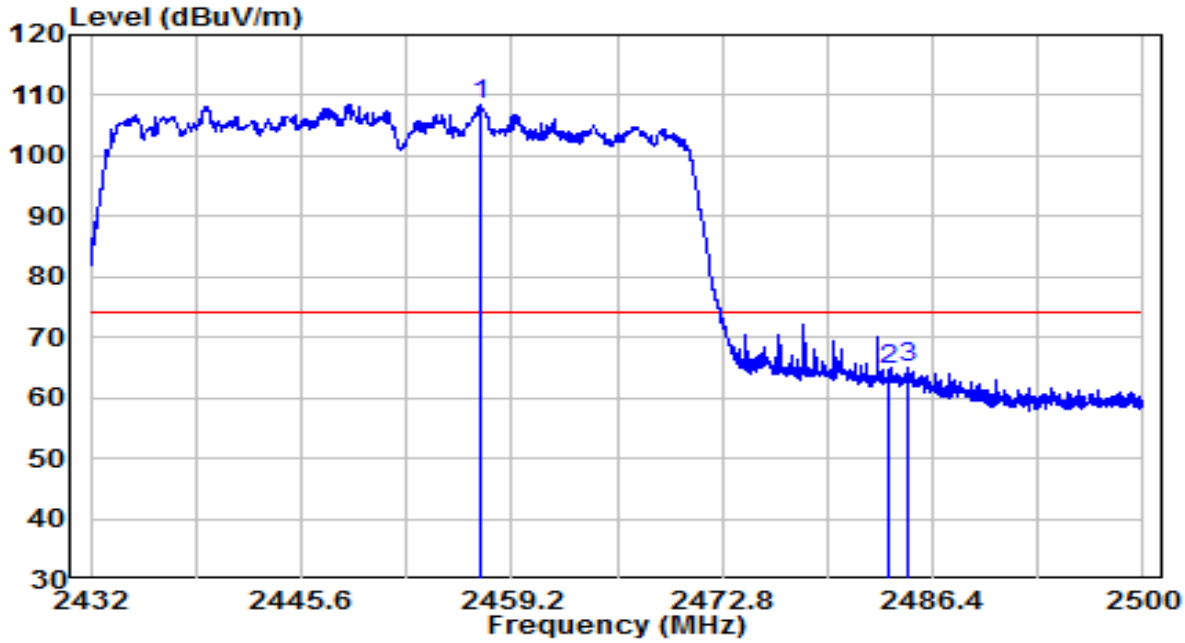

No		Frequency (MHz)	Reading (dBμV)	C.F (dB/m)	Measurement (dBμV/m)	Margin (dB)	Limit (dBμV/m)	Remark (QP/PK/AV)
1	*	2457.228	75.78	32.53	108.31	N/A	N/A	Peak
2		2483.500	31.86	32.62	64.48	-9.52	74.00	Peak
3		2484.734	32.36	32.63	64.99	-9.01	74.00	Peak

Note:

1. " *", means this data is the worst emission level.
2. C.F (Correction Factor) = Antenna Factor (dB/m) + Cable Loss (dB).
3. Measurement (dBμV/m) = Reading (dBμV) + C.F (Correction Factor).

EUT	ACCESS POINT	Date of Test	2022-08-31
Factor	BBHA 9120D (1GHz~18GHz)_2022	Temp. / Humidity	25.6°C/48.5%
Polarity	Vertical	Site / Test Engineer	AC1 / Jay Chu
Test Mode	Transmit by 802.11ax-HE40 at 2452MHz	Test Voltage	120V/60Hz

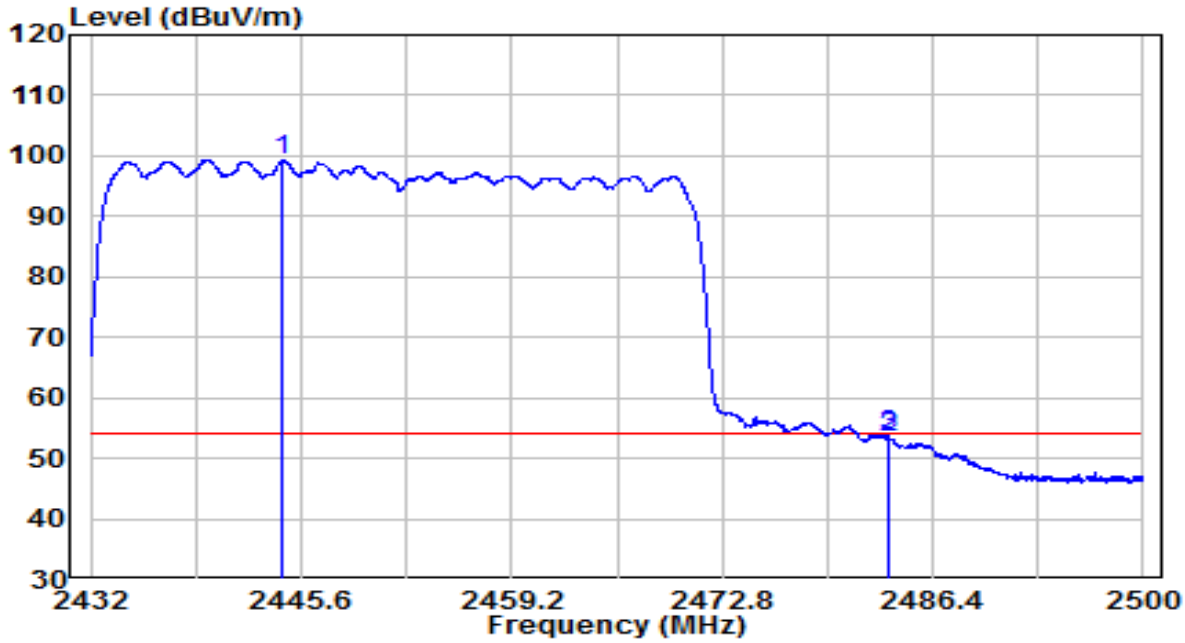

No		Frequency (MHz)	Reading (dBμV)	C.F (dB/m)	Measurement (dBμV/m)	Margin (dB)	Limit (dBμV/m)	Remark (QP/PK/AV)
1	*	2444.410	66.80	32.48	99.28	N/A	N/A	Average
2		2483.510	20.81	32.62	53.43	-0.57	54.00	Average
3		2483.612	21.19	32.62	53.81	-0.19	54.00	Average

Note:

1. " *", means this data is the worst emission level.
2. C.F (Correction Factor) = Antenna Factor (dB/m) + Cable Loss (dB).
3. Measurement (dBμV/m) = Reading (dBμV) + C.F (Correction Factor).

7.8. AC Conducted Emissions Measurement

7.8.1.Test Limit

FCC Part 15 Subpart C Paragraph 15.207 Limits		
Frequency (MHz)	QP (dBμV)	AV (dBμV)
0.15 - 0.50	66 - 56	56 - 46
0.50 - 5.0	56	46
5.0 - 30	60	50

Note 1: The lower limit shall apply at the transition frequencies.

Note 2: The limit decreases linearly with the logarithm of the frequency in the range 0.15MHz to 0.5MHz.

7.8.2.Test Setup

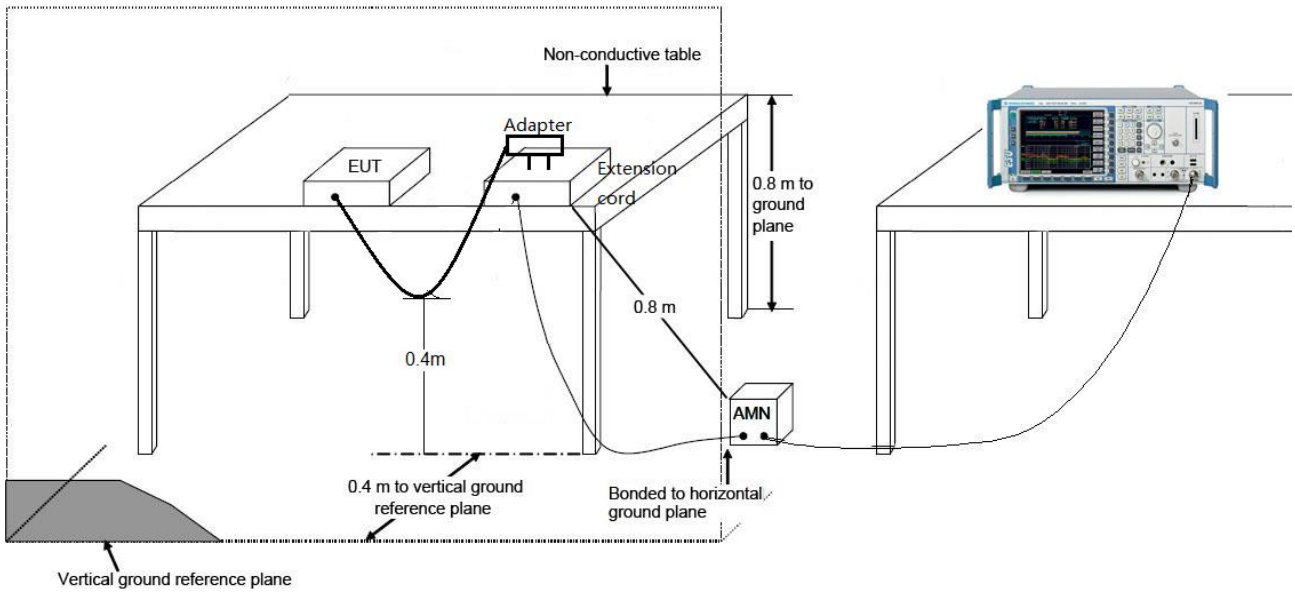

7.8.3.Test Result

EUT	AP503R	Date of Test	2022-09-19
Factor	CE_ENV216-L1 (Filter OFF)_2022	Temp. / Humidity	24.7°C /59.0%
Polarity	Line1	Site / Test Engineer	SR2 / Eric Lin
Test Mode	Transmit by 802.11b at Channel 2437MHz	Test Voltage	120V/60Hz

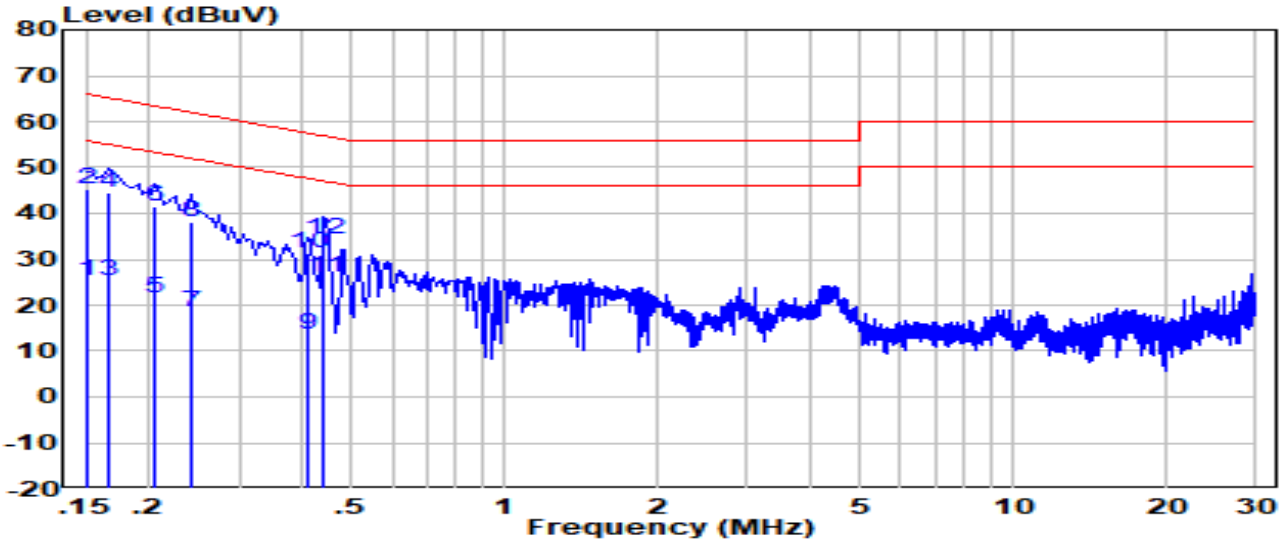

No		Frequency (MHz)	Reading (dBµV)	C.F (dB)	Measurement (dBµV)	Margin (dB)	Limit (dBµV)	Remark (QP/PK/AV)
1		0.150	15.72	9.62	25.34	-30.66	56.00	Average
2		0.150	35.62	9.62	45.24	-20.76	66.00	QP
3		0.166	15.72	9.62	25.35	-29.81	55.16	Average
4	*	0.166	34.82	9.62	44.45	-20.71	65.16	QP
5		0.206	11.74	9.62	21.36	-32.01	53.37	Average
6		0.206	31.74	9.62	41.36	-22.01	63.37	QP
7		0.242	8.94	9.63	18.56	-33.47	52.03	Average
8		0.242	28.54	9.63	38.16	-23.87	62.03	QP
9		0.410	4.05	9.64	13.69	-33.96	47.65	Average
10		0.410	21.65	9.64	31.29	-26.36	57.65	QP
11		0.442	16.55	9.64	26.19	-20.84	47.02	Average
12		0.442	24.65	9.64	34.29	-22.74	57.02	QP

Note:

1. " *", means this data is the worst emission level.
2. C.F (Correction Factor) = LISN Factor (dB)+ Cable Loss (dB).
3. Measurement(dBµV) = Reading(dBµV) + C.F (Correction Factor).

EUT	AP503R	Date of Test	2022-09-19
Factor	CE_ENV216-N (Filter OFF)_2022	Temp. / Humidity	24.7°C /59.0%
Polarity	Neutral	Site / Test Engineer	SR2 / Eric Lin
Test Mode	Transmit by 802.11b at Channel 2437MHz	Test Voltage	120V/60Hz

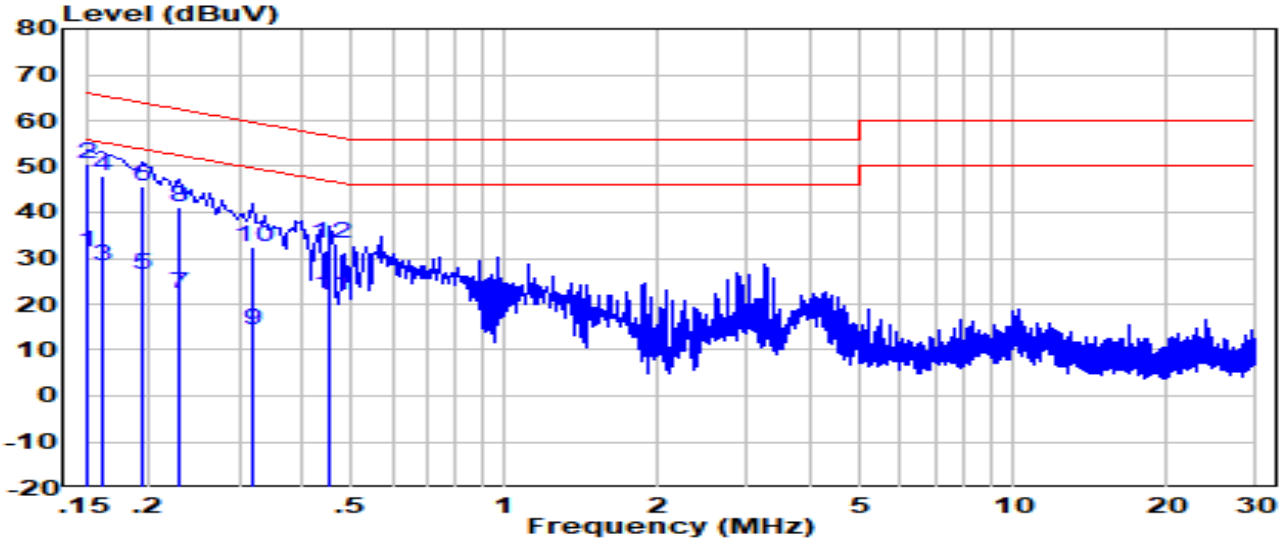

No		Frequency (MHz)	Reading (dBμV)	C.F (dB)	Measurement (dBμV)	Margin (dB)	Limit (dBμV)	Remark (QP/PK/AV)
1		0.150	21.82	9.62	31.44	-24.56	56.00	Average
2	*	0.150	41.12	9.62	50.74	-15.26	66.00	QP
3		0.162	18.52	9.62	28.14	-27.22	55.36	Average
4		0.162	38.22	9.62	47.84	-17.52	65.36	QP
5		0.194	16.74	9.62	26.36	-27.51	53.86	Average
6		0.194	36.14	9.62	45.76	-18.11	63.86	QP
7		0.230	12.54	9.62	22.16	-30.29	52.45	Average
8		0.230	31.54	9.62	41.16	-21.29	62.45	QP
9		0.318	4.85	9.63	14.48	-35.28	49.76	Average
10		0.318	22.95	9.63	32.58	-27.18	59.76	QP
11		0.454	12.26	9.64	21.90	-24.91	46.80	Average
12		0.454	23.66	9.64	33.30	-23.51	56.80	QP

Note:

1. " *", means this data is the worst emission level.
2. C.F (Correction Factor) = LISN Factor (dB)+ Cable Loss (dB).
3. Measurement(dBμV) = Reading(dBμV) + C.F (Correction Factor).

Appendix A - Test Setup Photograph

Refer to “Test setup photo” file.

Appendix B - EUT Photograph

Refer to “EUT photo” file.

The End