EUT	ACCESS POINT	Date of Test	2022-09-06
Factor	BBHA 9120D (1GHz~18GHz)_2022	Temp. / Humidity	25.1°C/48.8%
Polarity	Horizontal	Site / Test Engineer	AC1 / Jay Chu
Test Mode	Transmit by 802.11ac-VHT20 at 5700MHz	Test Voltage	120V/60Hz

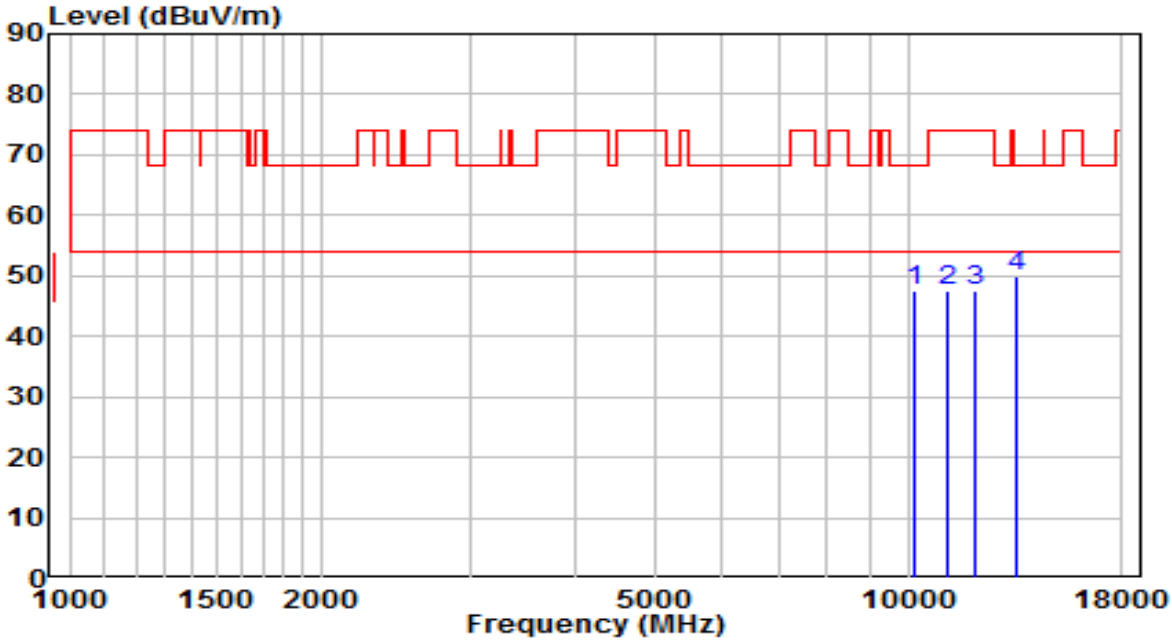

No		Frequency (MHz)	Reading (dBμV)	C.F (dB/m)	Measurement (dBμV/m)	Margin (dB)	Limit (dBμV/m)	Remark (QP/PK/AV)
1		10180.000	30.30	17.17	47.47	-20.73	68.20	Peak
2		11140.500	28.27	19.32	47.59	-26.41	74.00	Peak
3		12058.500	28.72	18.92	47.63	-26.37	74.00	Peak
4	*	13418.500	28.19	21.83	50.02	-18.18	68.20	Peak

Note:

1. " *", means this data is the worst emission level.
2. C.F (Correction Factor) = Antenna Factor (dB/m) + Cable Loss (dB) – Preamplifier(dB).
3. Measurement(dBμV/m) = Reading(dBμV) + C.F (Correction Factor).
4. Average measurements were not performed when peak levels lower than the average limits.

EUT	ACCESS POINT	Date of Test	2022-09-06
Factor	BBHA 9120D (1GHz~18GHz)_2022	Temp. / Humidity	25.1°C/48.8%
Polarity	Vertical	Site / Test Engineer	AC1 / Jay Chu
Test Mode	Transmit by 802.11ac-VHT20 at 5700MHz	Test Voltage	120V/60Hz

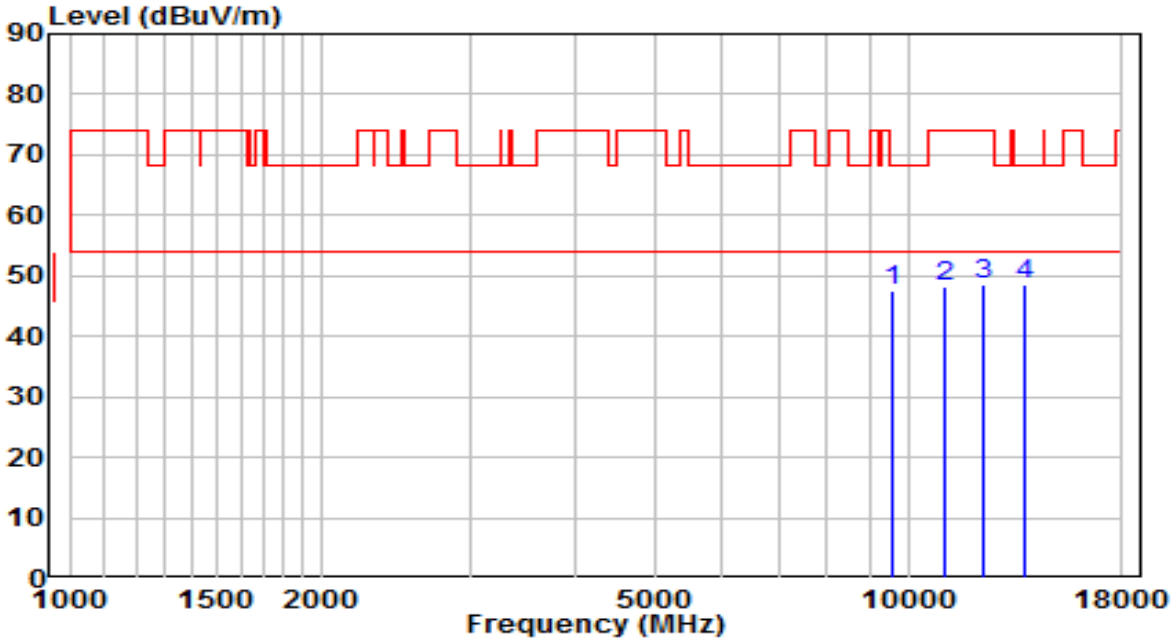

No		Frequency (MHz)	Reading (dBμV)	C.F (dB/m)	Measurement (dBμV/m)	Margin (dB)	Limit (dBμV/m)	Remark (QP/PK/AV)
1		9585.000	31.99	15.65	47.63	-20.57	68.20	Peak
2		11089.500	28.94	19.21	48.15	-25.85	74.00	Peak
3		12296.500	29.76	18.69	48.45	-25.55	74.00	Peak
4	*	13741.500	26.28	22.41	48.69	-19.51	68.20	Peak

Note:

1. " *", means this data is the worst emission level.
2. C.F (Correction Factor) = Antenna Factor (dB/m) + Cable Loss (dB) – Preamplifier(dB).
3. Measurement(dBμV/m) = Reading(dBμV) + C.F (Correction Factor).
4. Average measurements were not performed when peak levels lower than the average limits.

EUT	ACCESS POINT	Date of Test	2022-09-06
Factor	BBHA 9120D (1GHz~18GHz)_2022	Temp. / Humidity	25.1°C/48.8%
Polarity	Horizontal	Site / Test Engineer	AC1 / Jay Chu
Test Mode	Transmit by 802.11ac-VHT20 at 5720MHz	Test Voltage	120V/60Hz

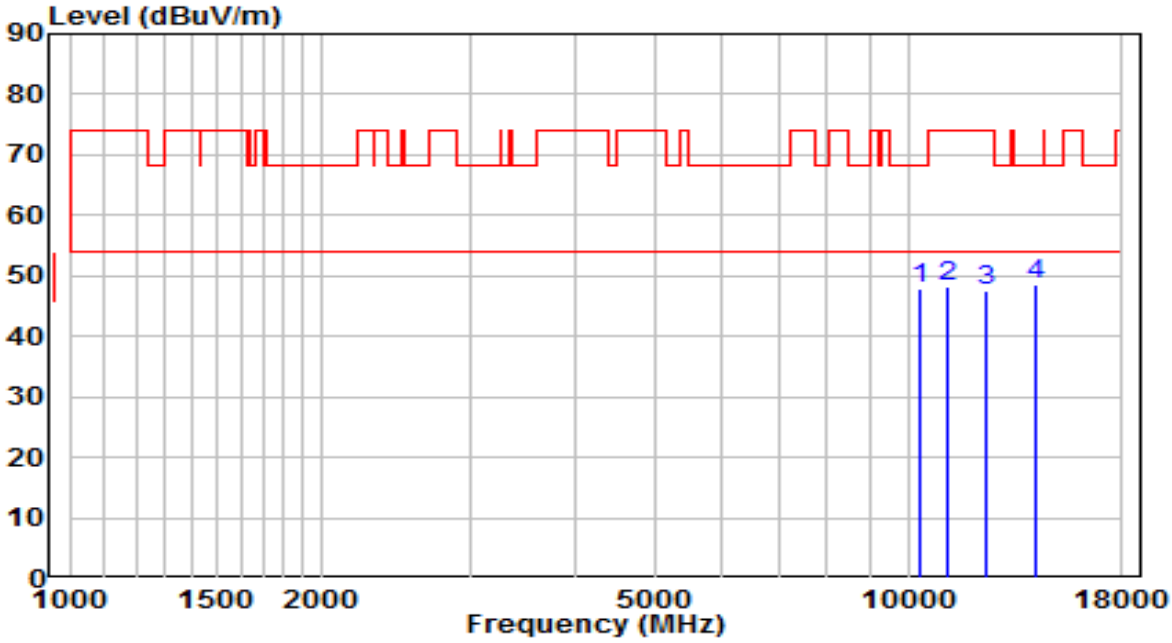

No		Frequency (MHz)	Reading (dBμV)	C.F (dB/m)	Measurement (dBμV/m)	Margin (dB)	Limit (dBμV/m)	Remark (QP/PK/AV)
1		10358.500	29.96	17.91	47.87	-20.33	68.20	Peak
2		11166.000	28.80	19.37	48.17	-25.83	74.00	Peak
3		12364.500	29.02	18.63	47.65	-26.35	74.00	Peak
4	*	14243.000	25.76	22.70	48.46	-19.74	68.20	Peak

Note:

1. " *", means this data is the worst emission level.
2. C.F (Correction Factor) = Antenna Factor (dB/m) + Cable Loss (dB) – Preamplifier(dB).
3. Measurement(dBμV/m) = Reading(dBμV) + C.F (Correction Factor).
4. Average measurements were not performed when peak levels lower than the average limits.

EUT	ACCESS POINT	Date of Test	2022-09-06
Factor	BBHA 9120D (1GHz~18GHz)_2022	Temp. / Humidity	25.1°C/48.8%
Polarity	Vertical	Site / Test Engineer	AC1 / Jay Chu
Test Mode	Transmit by 802.11ac-VHT20 at 5720MHz	Test Voltage	120V/60Hz

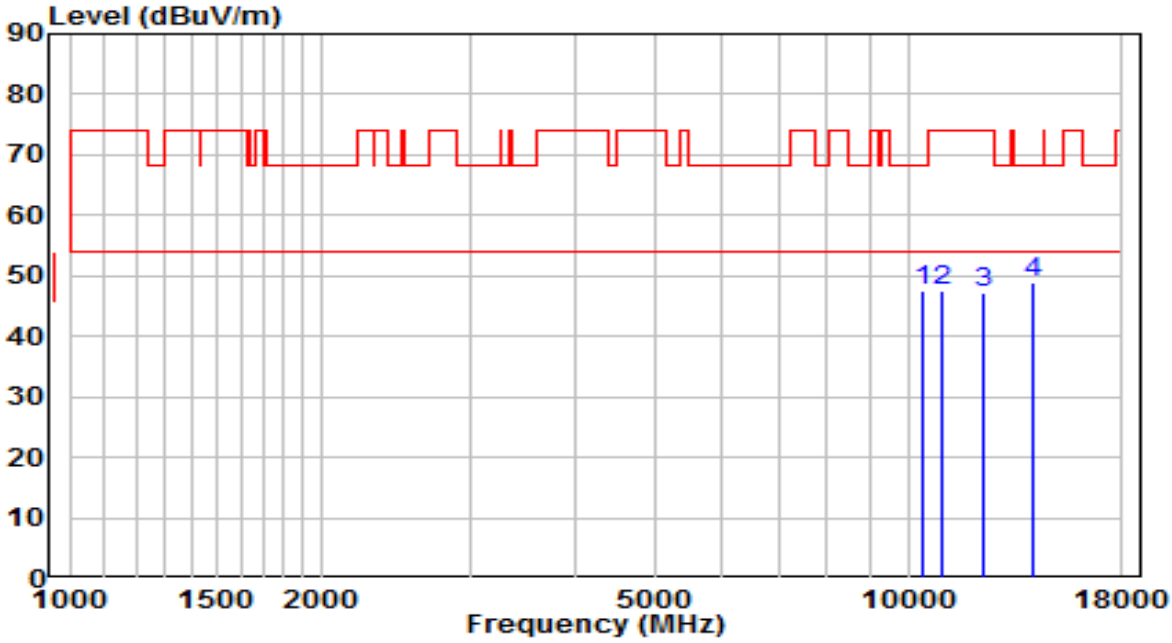

No		Frequency (MHz)	Reading (dBμV)	C.F (dB/m)	Measurement (dBμV/m)	Margin (dB)	Limit (dBμV/m)	Remark (QP/PK/AV)
1		10375.500	29.61	17.98	47.60	-20.60	68.20	Peak
2		11004.500	28.53	19.04	47.56	-26.44	74.00	Peak
3		12330.500	28.56	18.66	47.22	-26.78	74.00	Peak
4	*	14081.500	26.37	22.69	49.05	-19.15	68.20	Peak

Note:

1. " *", means this data is the worst emission level.
2. C.F (Correction Factor) = Antenna Factor (dB/m) + Cable Loss (dB) – Preamplifier(dB).
3. Measurement(dBμV/m) = Reading(dBμV) + C.F (Correction Factor).
4. Average measurements were not performed when peak levels lower than the average limits.

EUT	ACCESS POINT	Date of Test	2022-09-06
Factor	BBHA 9120D (1GHz~18GHz)_2022	Temp. / Humidity	25.1°C/48.8%
Polarity	Horizontal	Site / Test Engineer	AC1 / Jay Chu
Test Mode	Transmit by 802.11ac-VHT20 at 5745MHz	Test Voltage	120V/60Hz

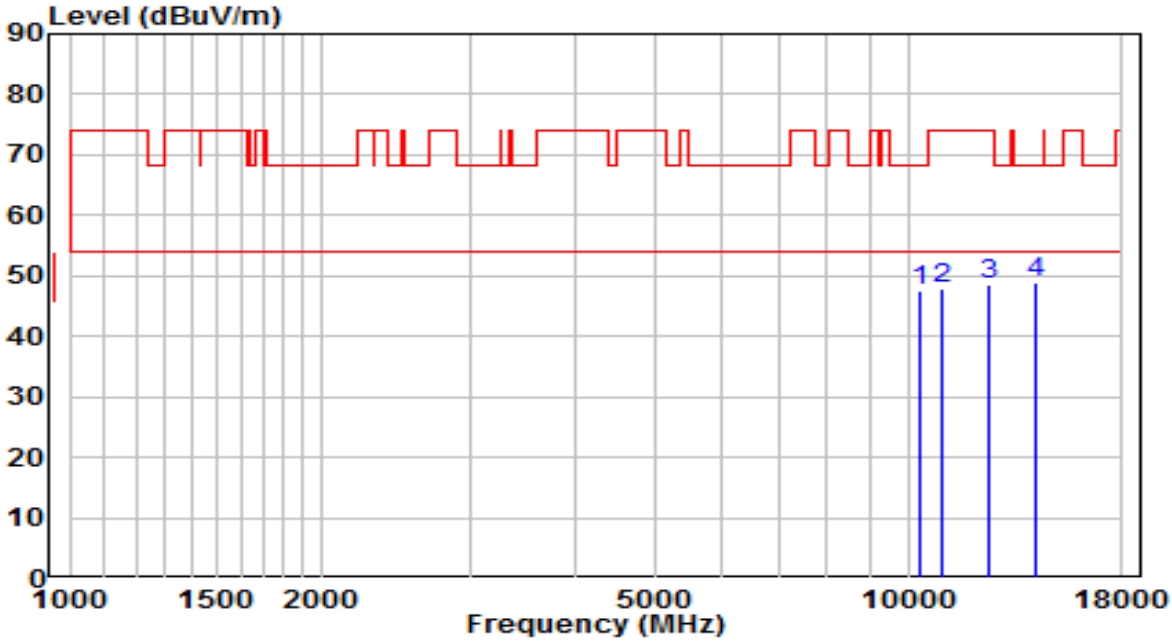

No		Frequency (MHz)	Reading (dBμV)	C.F (dB/m)	Measurement (dBμV/m)	Margin (dB)	Limit (dBμV/m)	Remark (QP/PK/AV)
1		10367.000	29.70	17.95	47.65	-20.55	68.20	Peak
2		10979.000	28.73	19.01	47.73	-26.27	74.00	Peak
3		12441.000	29.96	18.56	48.52	-25.48	74.00	Peak
4	*	14183.500	26.18	22.70	48.87	-19.33	68.20	Peak

Note:

1. " *", means this data is the worst emission level.
2. C.F (Correction Factor) = Antenna Factor (dB/m) + Cable Loss (dB) – Preamplifier(dB).
3. Measurement(dBμV/m) = Reading(dBμV) + C.F (Correction Factor).
4. Average measurements were not performed when peak levels lower than the average limits.

EUT	ACCESS POINT	Date of Test	2022-09-06
Factor	BBHA 9120D (1GHz~18GHz)_2022	Temp. / Humidity	25.1°C/48.8%
Polarity	Vertical	Site / Test Engineer	AC1 / Jay Chu
Test Mode	Transmit by 802.11ac-VHT20 at 5745MHz	Test Voltage	120V/60Hz

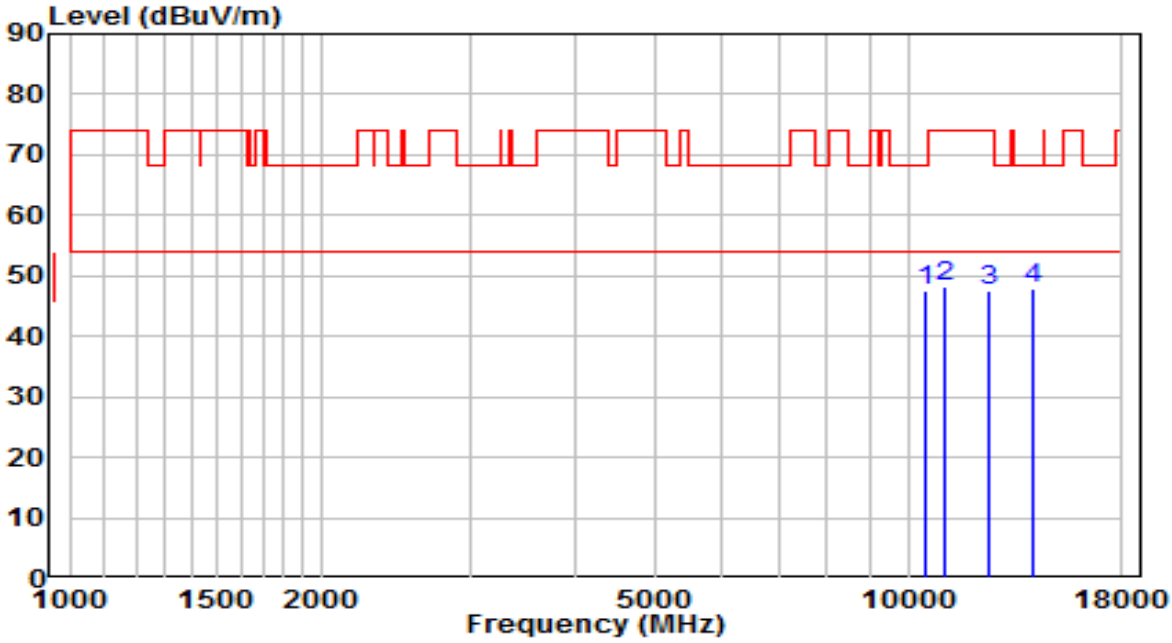

No		Frequency (MHz)	Reading (dBμV)	C.F (dB/m)	Measurement (dBμV/m)	Margin (dB)	Limit (dBμV/m)	Remark (QP/PK/AV)
1		10486.000	29.00	18.44	47.44	-20.76	68.20	Peak
2		11089.500	28.87	19.21	48.09	-25.91	74.00	Peak
3		12466.500	29.00	18.54	47.54	-26.46	74.00	Peak
4	*	14132.500	25.23	22.69	47.92	-20.28	68.20	Peak

Note:

1. " *", means this data is the worst emission level.
2. C.F (Correction Factor) = Antenna Factor (dB/m) + Cable Loss (dB) – Preamplifier(dB).
3. Measurement(dBμV/m) = Reading(dBμV) + C.F (Correction Factor).
4. Average measurements were not performed when peak levels lower than the average limits.

EUT	ACCESS POINT	Date of Test	2022-09-06
Factor	BBHA 9120D (1GHz~18GHz)_2022	Temp. / Humidity	25.1°C/48.8%
Polarity	Horizontal	Site / Test Engineer	AC1 / Jay Chu
Test Mode	Transmit by 802.11ac-VHT20 at 5785MHz	Test Voltage	120V/60Hz

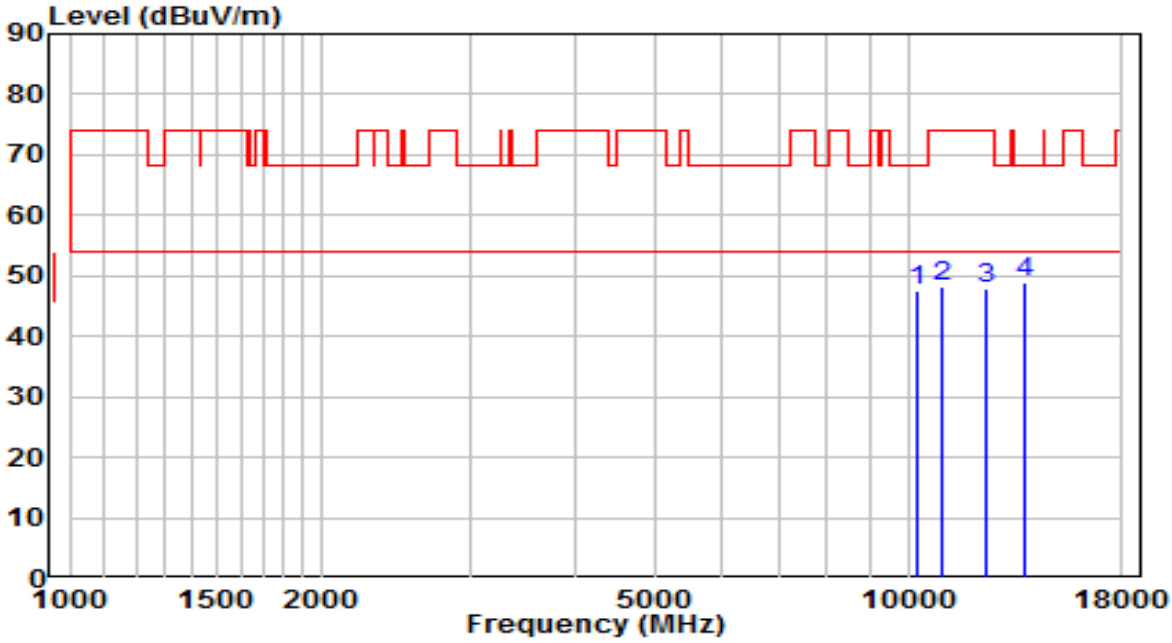

No		Frequency (MHz)	Reading (dBμV)	C.F (dB/m)	Measurement (dBμV/m)	Margin (dB)	Limit (dBμV/m)	Remark (QP/PK/AV)
1		10248.000	30.17	17.45	47.62	-20.58	68.20	Peak
2		10996.000	29.11	19.03	48.14	-25.86	74.00	Peak
3		12356.000	29.14	18.64	47.78	-26.22	74.00	Peak
4	*	13792.500	26.44	22.47	48.91	-19.29	68.20	Peak

Note:

1. " *", means this data is the worst emission level.
2. C.F (Correction Factor) = Antenna Factor (dB/m) + Cable Loss (dB) – Preamplifier(dB).
3. Measurement(dBμV/m) = Reading(dBμV) + C.F (Correction Factor).
4. Average measurements were not performed when peak levels lower than the average limits.

EUT	ACCESS POINT	Date of Test	2022-09-06
Factor	BBHA 9120D (1GHz~18GHz)_2022	Temp. / Humidity	25.1°C/48.8%
Polarity	Vertical	Site / Test Engineer	AC1 / Jay Chu
Test Mode	Transmit by 802.11ac-VHT20 at 5785MHz	Test Voltage	120V/60Hz

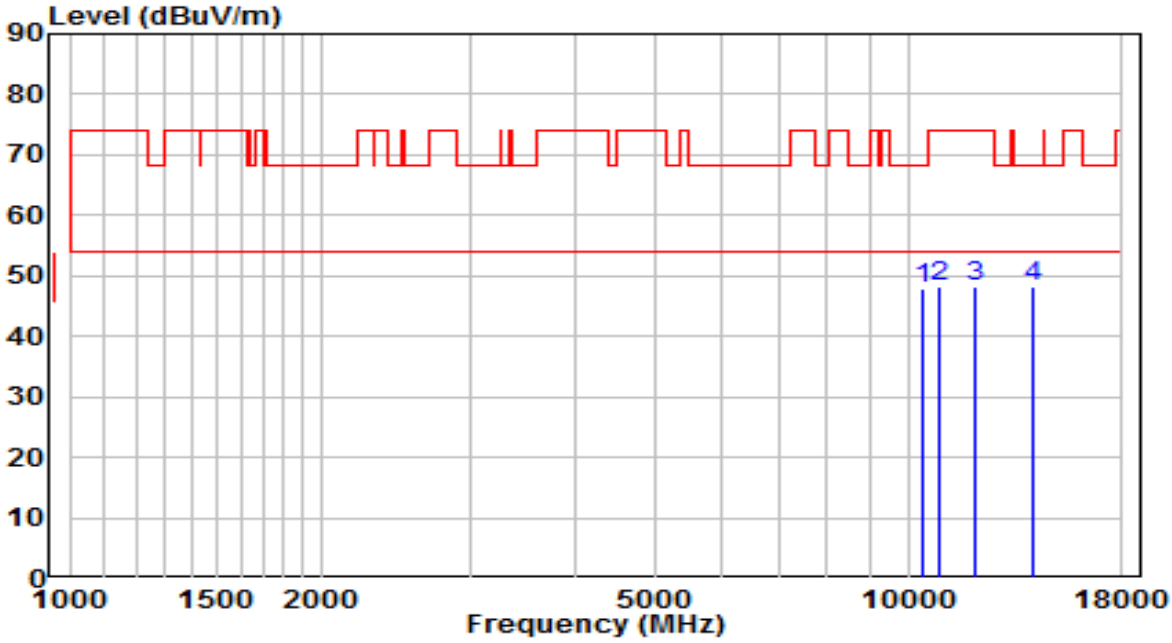

No		Frequency (MHz)	Reading (dBμV)	C.F (dB/m)	Measurement (dBμV/m)	Margin (dB)	Limit (dBμV/m)	Remark (QP/PK/AV)
1		10392.500	29.95	18.05	48.00	-20.20	68.20	Peak
2		10928.000	29.27	18.95	48.22	-25.78	74.00	Peak
3		12024.500	29.22	18.95	48.17	-25.83	74.00	Peak
4	*	14081.500	25.63	22.69	48.31	-19.89	68.20	Peak

Note:

1. " *", means this data is the worst emission level.
2. C.F (Correction Factor) = Antenna Factor (dB/m) + Cable Loss (dB) – Preamplifier(dB).
3. Measurement(dBμV/m) = Reading(dBμV) + C.F (Correction Factor).
4. Average measurements were not performed when peak levels lower than the average limits.

EUT	ACCESS POINT	Date of Test	2022-09-06
Factor	BBHA 9120D (1GHz~18GHz)_2022	Temp. / Humidity	25.1°C/48.8%
Polarity	Horizontal	Site / Test Engineer	AC1 / Jay Chu
Test Mode	Transmit by 802.11ac-VHT20 at 5825MHz	Test Voltage	120V/60Hz

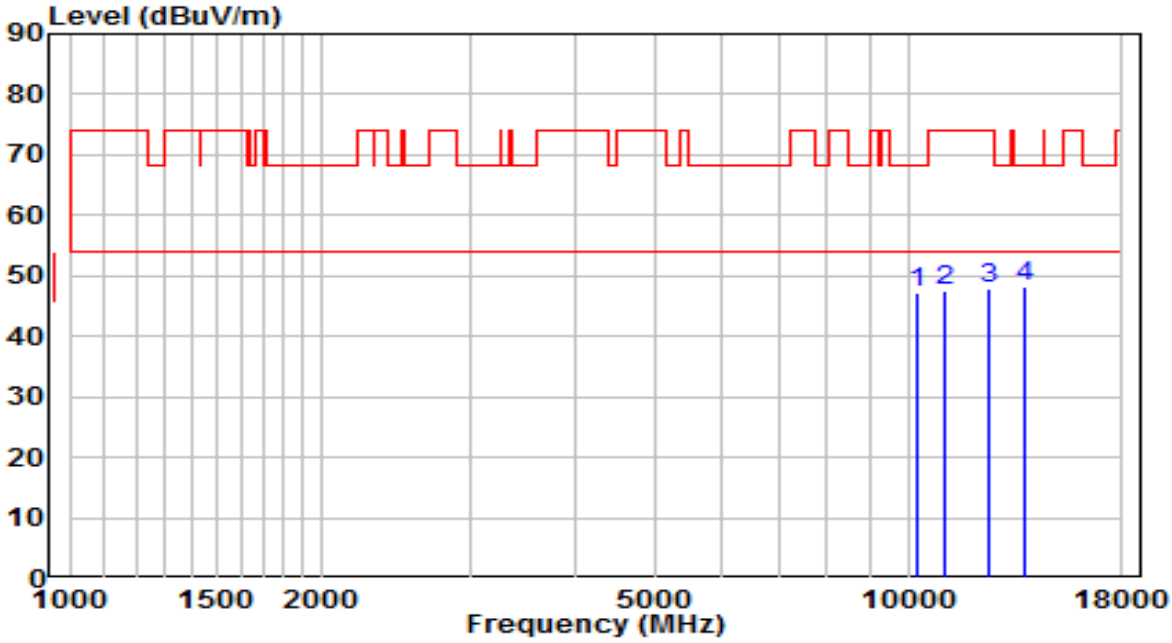

No		Frequency (MHz)	Reading (dBμV)	C.F (dB/m)	Measurement (dBμV/m)	Margin (dB)	Limit (dBμV/m)	Remark (QP/PK/AV)
1		10282.000	29.53	17.59	47.12	-21.08	68.20	Peak
2		11081.000	28.46	19.20	47.65	-26.35	74.00	Peak
3		12500.500	29.33	18.51	47.84	-26.16	74.00	Peak
4	*	13767.000	25.92	22.44	48.36	-19.84	68.20	Peak

Note:

1. " *", means this data is the worst emission level.
2. C.F (Correction Factor) = Antenna Factor (dB/m) + Cable Loss (dB) – Preamplifier(dB).
3. Measurement(dBμV/m) = Reading(dBμV) + C.F (Correction Factor).
4. Average measurements were not performed when peak levels lower than the average limits.

EUT	ACCESS POINT	Date of Test	2022-09-06
Factor	BBHA 9120D (1GHz~18GHz)_2022	Temp. / Humidity	25.1°C/48.8%
Polarity	Vertical	Site / Test Engineer	AC1 / Jay Chu
Test Mode	Transmit by 802.11ac-VHT20 at 5825MHz	Test Voltage	120V/60Hz

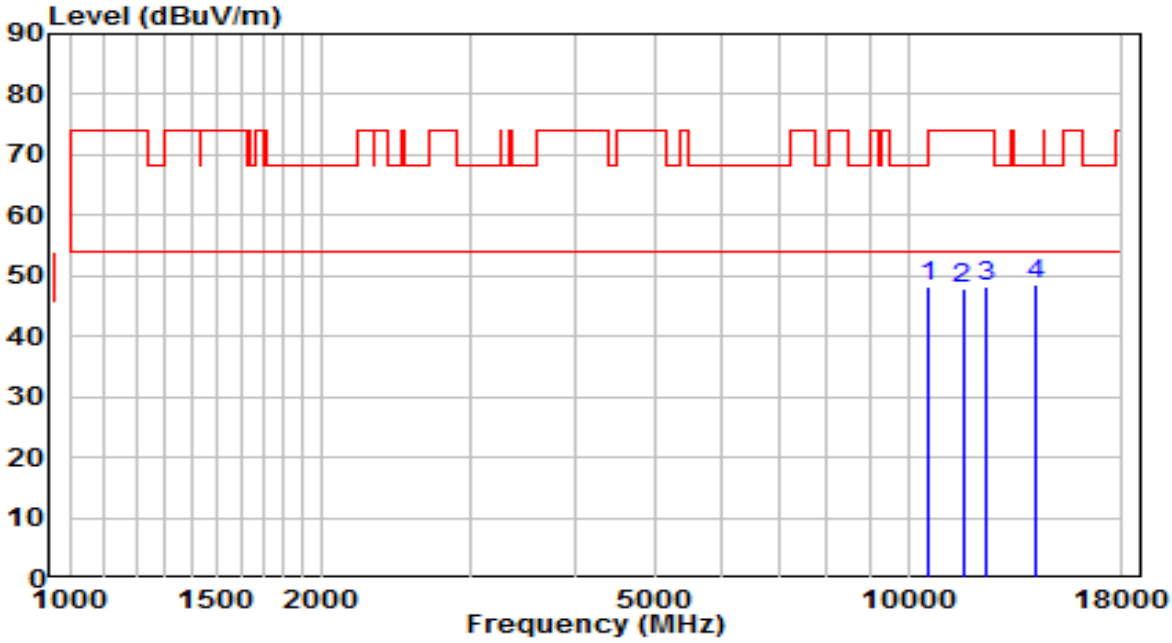

No		Frequency (MHz)	Reading (dBμV)	C.F (dB/m)	Measurement (dBμV/m)	Margin (dB)	Limit (dBμV/m)	Remark (QP/PK/AV)
1		10579.500	29.75	18.58	48.33	-19.87	68.20	Peak
2		11616.500	28.11	19.80	47.91	-26.09	74.00	Peak
3		12390.000	29.72	18.61	48.33	-25.67	74.00	Peak
4	*	14166.500	25.87	22.69	48.56	-19.64	68.20	Peak

Note:

1. " *", means this data is the worst emission level.
2. C.F (Correction Factor) = Antenna Factor (dB/m) + Cable Loss (dB) – Preamplifier(dB).
3. Measurement(dBμV/m) = Reading(dBμV) + C.F (Correction Factor).
4. Average measurements were not performed when peak levels lower than the average limits.

EUT	ACCESS POINT	Date of Test	2022-09-06
Factor	BBHA 9120D (1GHz~18GHz)_2022	Temp. / Humidity	25.1°C/48.8%
Polarity	Horizontal	Site / Test Engineer	AC1 / Jay Chu
Test Mode	Transmit by 802.11ac-VHT40 at 5190MHz	Test Voltage	120V/60Hz

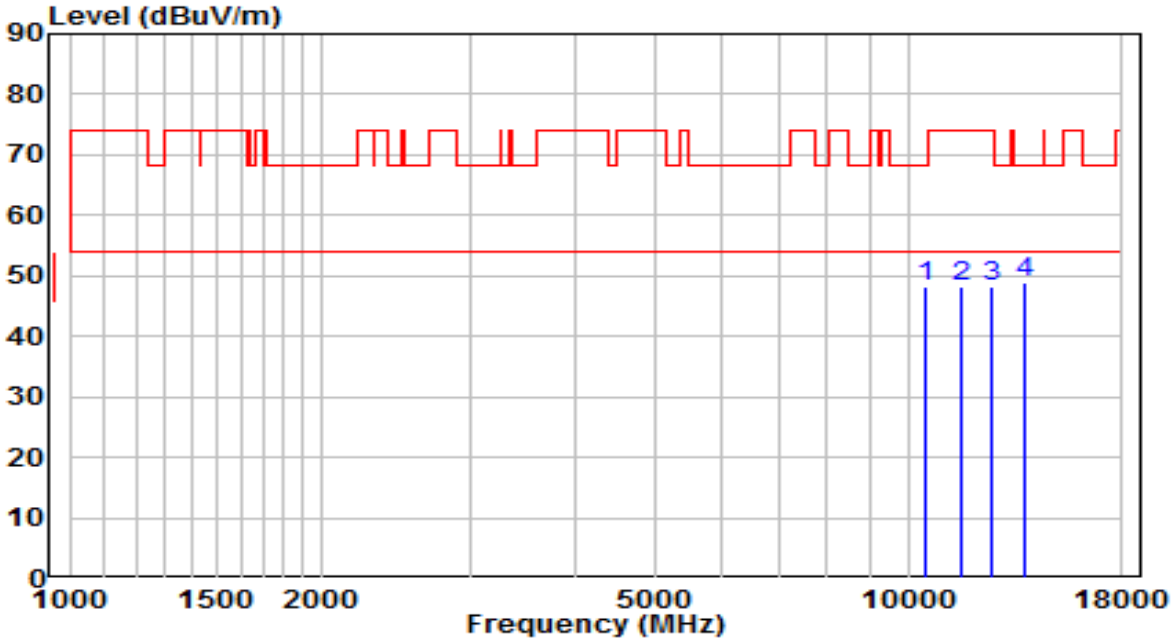

No		Frequency (MHz)	Reading (dBμV)	C.F (dB/m)	Measurement (dBμV/m)	Margin (dB)	Limit (dBμV/m)	Remark (QP/PK/AV)
1		10469.000	29.90	18.37	48.27	-19.93	68.20	Peak
2		11548.500	28.28	19.95	48.22	-25.78	74.00	Peak
3		12543.000	29.72	18.64	48.36	-25.64	74.00	Peak
4	*	13792.500	26.36	22.47	48.83	-19.37	68.20	Peak

Note:

1. " *", means this data is the worst emission level.
2. C.F (Correction Factor) = Antenna Factor (dB/m) + Cable Loss (dB) – Preamplifier(dB).
3. Measurement(dBμV/m) = Reading(dBμV) + C.F (Correction Factor).
4. Average measurements were not performed when peak levels lower than the average limits.

EUT	ACCESS POINT	Date of Test	2022-09-06
Factor	BBHA 9120D (1GHz~18GHz)_2022	Temp. / Humidity	25.1°C/48.8%
Polarity	Vertical	Site / Test Engineer	AC1 / Jay Chu
Test Mode	Transmit by 802.11ac-VHT40 at 5190MHz	Test Voltage	120V/60Hz

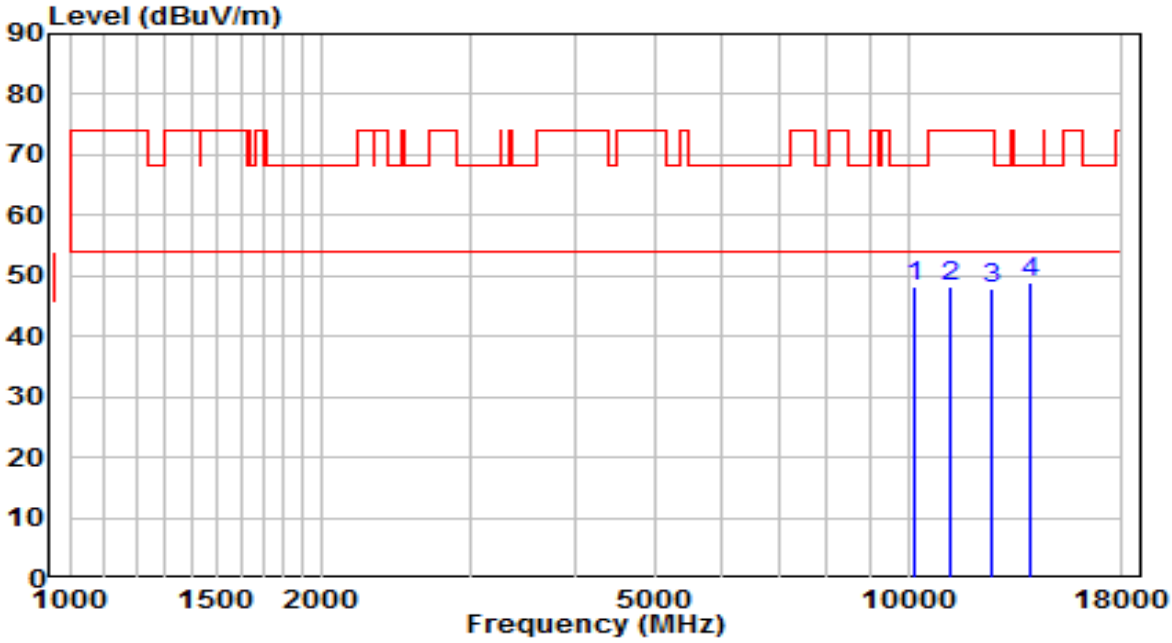

No		Frequency (MHz)	Reading (dBμV)	C.F (dB/m)	Measurement (dBμV/m)	Margin (dB)	Limit (dBμV/m)	Remark (QP/PK/AV)
1		10188.500	30.96	17.20	48.16	-20.04	68.20	Peak
2		11208.500	28.64	19.46	48.09	-25.91	74.00	Peak
3		12585.500	29.24	18.78	48.01	-25.99	74.00	Peak
4	*	13962.500	26.32	22.64	48.96	-19.24	68.20	Peak

Note:

1. " *", means this data is the worst emission level.
2. C.F (Correction Factor) = Antenna Factor (dB/m) + Cable Loss (dB) – Preamplifier(dB).
3. Measurement(dBμV/m) = Reading(dBμV) + C.F (Correction Factor).
4. Average measurements were not performed when peak levels lower than the average limits.

EUT	ACCESS POINT	Date of Test	2022-09-06
Factor	BBHA 9120D (1GHz~18GHz)_2022	Temp. / Humidity	25.1°C/48.8%
Polarity	Horizontal	Site / Test Engineer	AC1 / Jay Chu
Test Mode	Transmit by 802.11ac-VHT40 at 5230MHz	Test Voltage	120V/60Hz

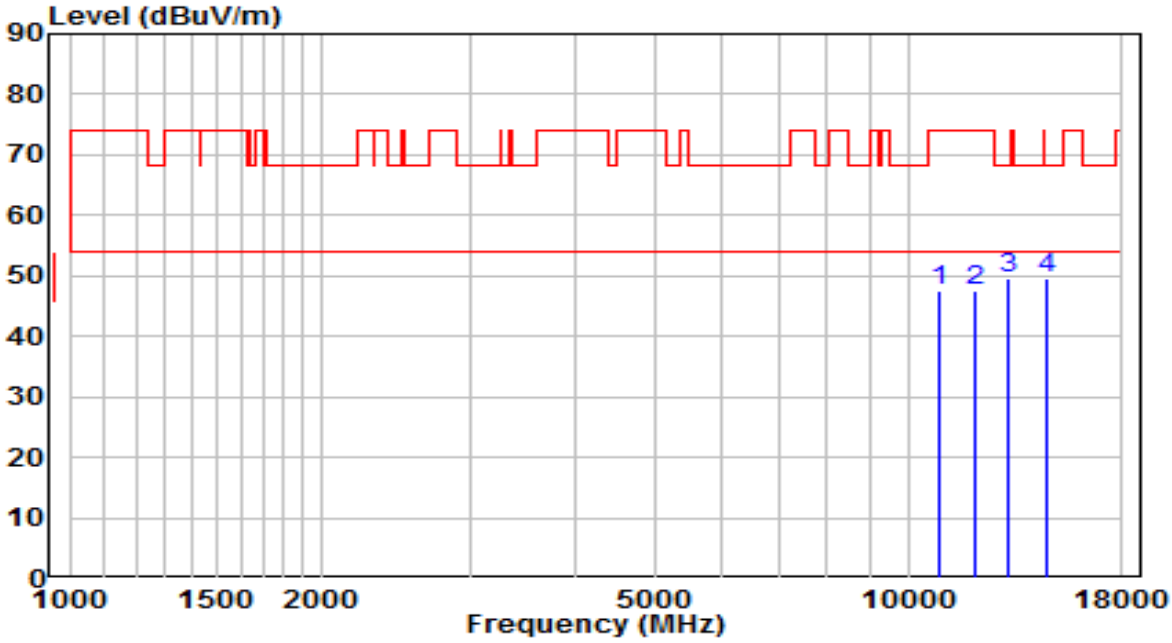

No		Frequency (MHz)	Reading (dBμV)	C.F (dB/m)	Measurement (dBμV/m)	Margin (dB)	Limit (dBμV/m)	Remark (QP/PK/AV)
1		10894.000	28.75	18.92	47.67	-26.33	74.00	Peak
2		12041.500	28.72	18.93	47.65	-26.35	74.00	Peak
3		13197.500	28.66	20.91	49.57	-18.63	68.20	Peak
4	*	14625.500	27.01	22.61	49.62	-18.58	68.20	Peak

Note:

1. " *", means this data is the worst emission level.
2. C.F (Correction Factor) = Antenna Factor (dB/m) + Cable Loss (dB) – Preamplifier(dB).
3. Measurement(dBμV/m) = Reading(dBμV) + C.F (Correction Factor).
4. Average measurements were not performed when peak levels lower than the average limits.

EUT	ACCESS POINT	Date of Test	2022-09-06
Factor	BBHA 9120D (1GHz~18GHz)_2022	Temp. / Humidity	25.1°C/48.8%
Polarity	Vertical	Site / Test Engineer	AC1 / Jay Chu
Test Mode	Transmit by 802.11ac-VHT40 at 5230MHz	Test Voltage	120V/60Hz

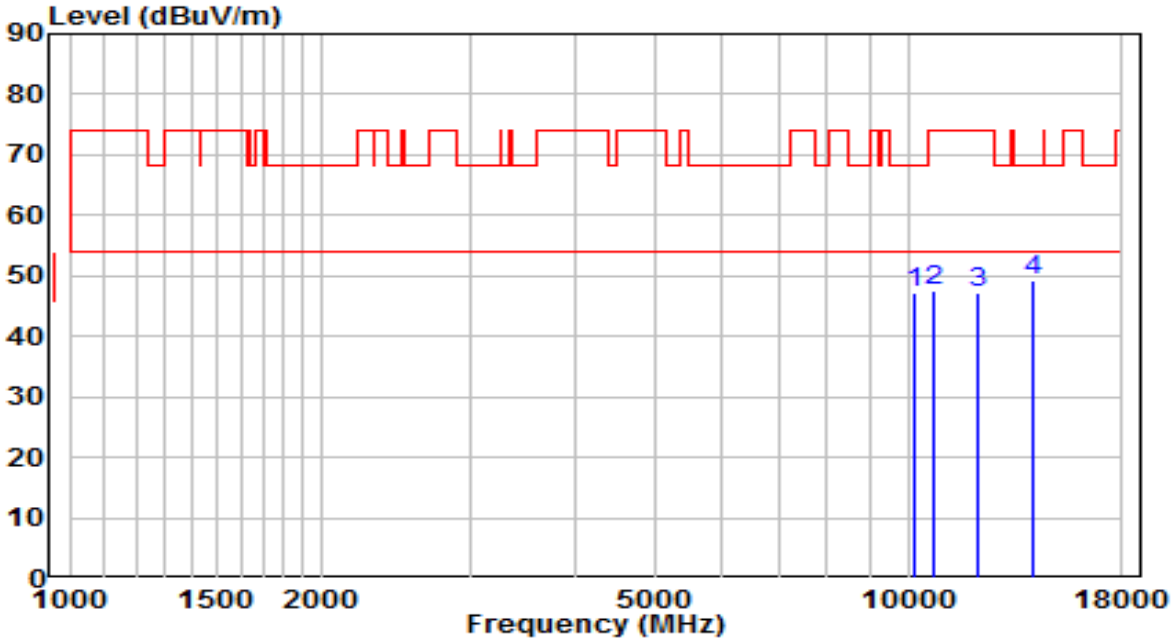

No		Frequency (MHz)	Reading (dBμV)	C.F (dB/m)	Measurement (dBμV/m)	Margin (dB)	Limit (dBμV/m)	Remark (QP/PK/AV)
1		10163.000	30.05	17.10	47.15	-21.05	68.20	Peak
2		10690.000	28.78	18.70	47.48	-26.52	74.00	Peak
3		12075.500	28.35	18.90	47.25	-26.75	74.00	Peak
4	*	14081.500	26.65	22.69	49.33	-18.87	68.20	Peak

Note:

1. " *", means this data is the worst emission level.
2. C.F (Correction Factor) = Antenna Factor (dB/m) + Cable Loss (dB) – Preamplifier(dB).
3. Measurement(dBμV/m) = Reading(dBμV) + C.F (Correction Factor).
4. Average measurements were not performed when peak levels lower than the average limits.

EUT	ACCESS POINT	Date of Test	2022-09-06
Factor	BBHA 9120D (1GHz~18GHz)_2022	Temp. / Humidity	25.1°C/48.8%
Polarity	Horizontal	Site / Test Engineer	AC1 / Jay Chu
Test Mode	Transmit by 802.11ac-VHT40 at 5270MHz	Test Voltage	120V/60Hz

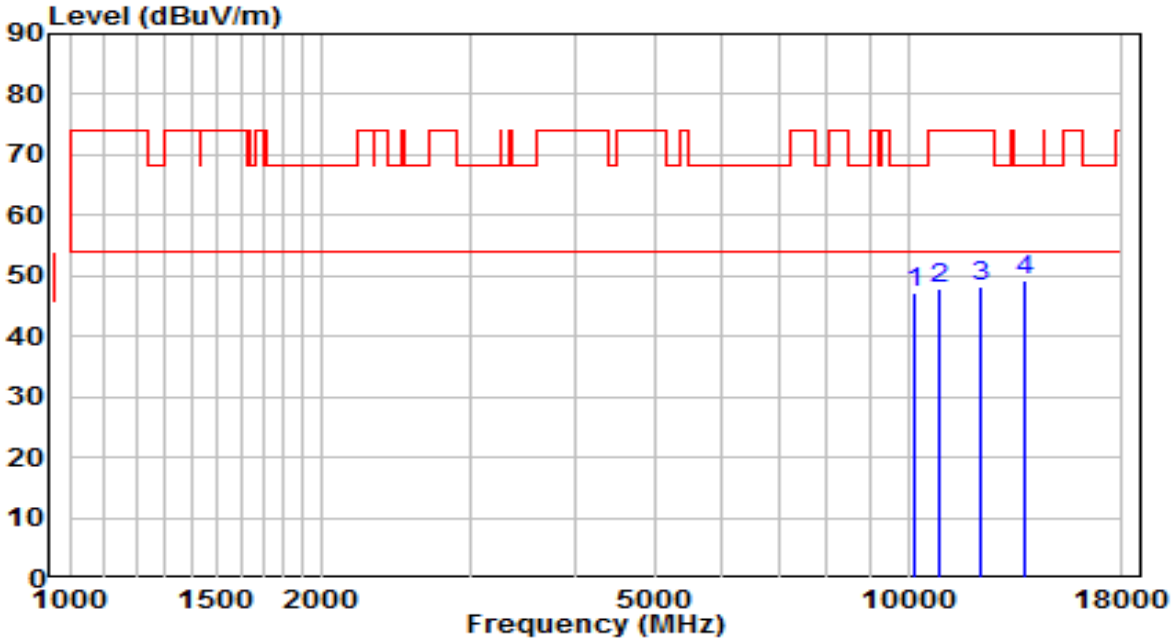

No		Frequency (MHz)	Reading (dBμV)	C.F (dB/m)	Measurement (dBμV/m)	Margin (dB)	Limit (dBμV/m)	Remark (QP/PK/AV)
1		10180.000	30.18	17.17	47.35	-20.85	68.20	Peak
2		10919.500	28.87	18.94	47.81	-26.19	74.00	Peak
3		12169.000	29.44	18.81	48.25	-25.75	74.00	Peak
4	*	13750.000	26.87	22.42	49.29	-18.91	68.20	Peak

Note:

1. " *", means this data is the worst emission level.
2. C.F (Correction Factor) = Antenna Factor (dB/m) + Cable Loss (dB) – Preamplifier(dB).
3. Measurement(dBμV/m) = Reading(dBμV) + C.F (Correction Factor).
4. Average measurements were not performed when peak levels lower than the average limits.

EUT	ACCESS POINT	Date of Test	2022-09-06
Factor	BBHA 9120D (1GHz~18GHz)_2022	Temp. / Humidity	25.1°C/48.8%
Polarity	Vertical	Site / Test Engineer	AC1 / Jay Chu
Test Mode	Transmit by 802.11ac-VHT40 at 5270MHz	Test Voltage	120V/60Hz

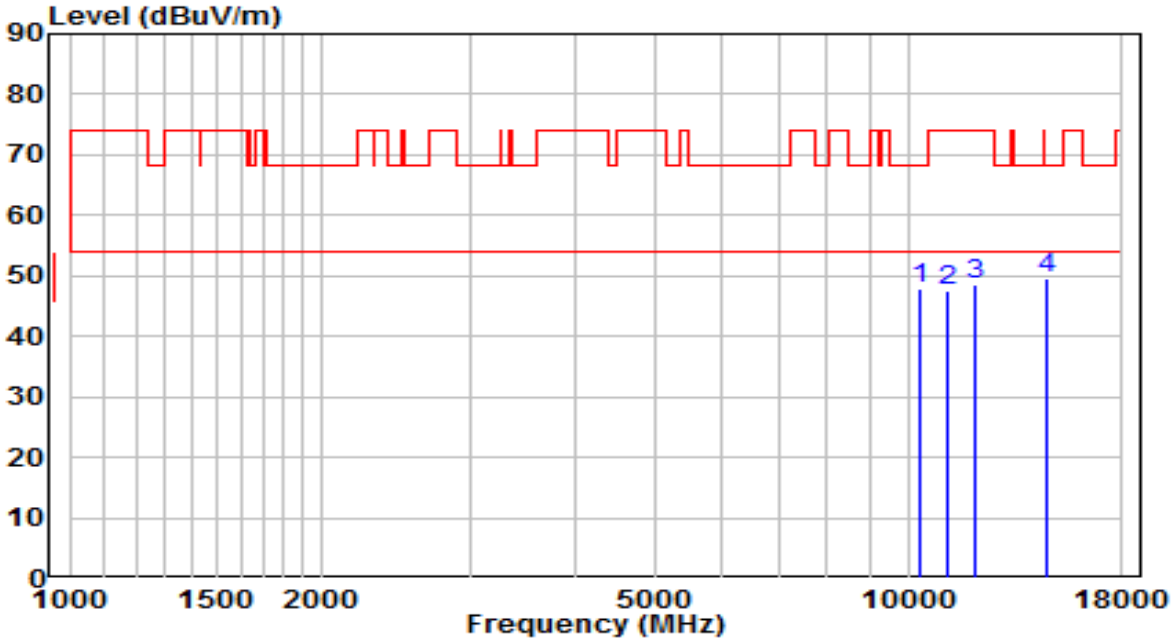

No		Frequency (MHz)	Reading (dBμV)	C.F (dB/m)	Measurement (dBμV/m)	Margin (dB)	Limit (dBμV/m)	Remark (QP/PK/AV)
1		10341.500	29.92	17.84	47.76	-20.44	68.20	Peak
2		11115.000	28.25	19.26	47.51	-26.49	74.00	Peak
3		12050.000	29.71	18.92	48.64	-25.36	74.00	Peak
4	*	14583.000	26.98	22.65	49.63	-18.57	68.20	Peak

Note:

1. " *", means this data is the worst emission level.
2. C.F (Correction Factor) = Antenna Factor (dB/m) + Cable Loss (dB) – Preamplifier(dB).
3. Measurement(dBμV/m) = Reading(dBμV) + C.F (Correction Factor).
4. Average measurements were not performed when peak levels lower than the average limits.

EUT	ACCESS POINT	Date of Test	2022-09-06
Factor	BBHA 9120D (1GHz~18GHz)_2022	Temp. / Humidity	25.1°C/48.8%
Polarity	Horizontal	Site / Test Engineer	AC1 / Jay Chu
Test Mode	Transmit by 802.11ac-VHT40 at 5310MHz	Test Voltage	120V/60Hz

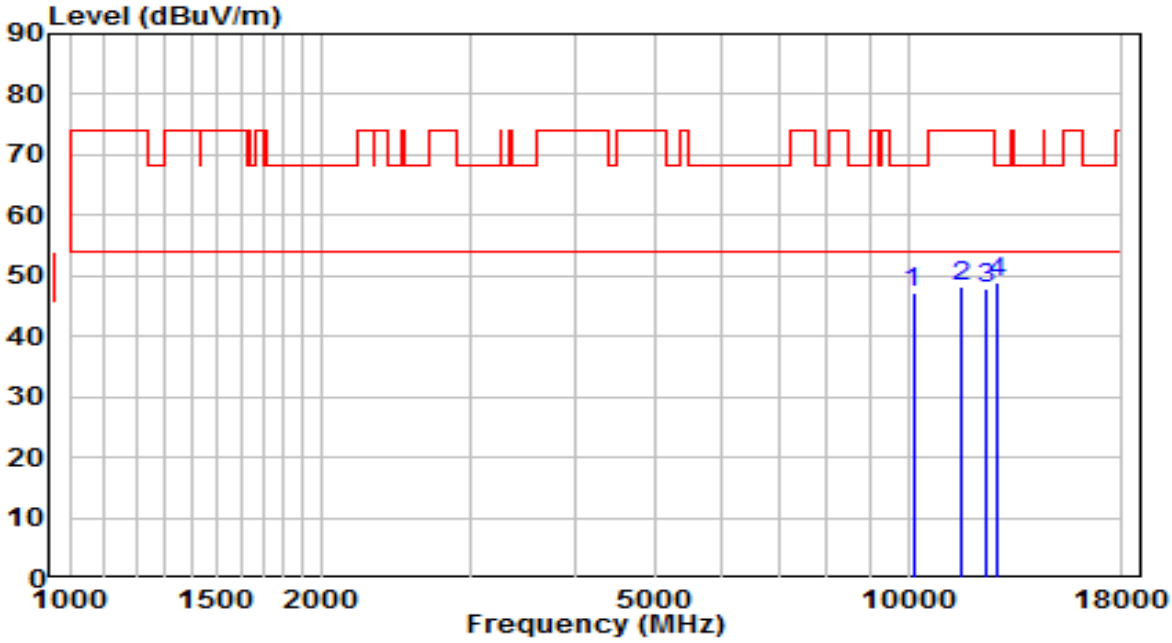

No		Frequency (MHz)	Reading (dBμV)	C.F (dB/m)	Measurement (dBμV/m)	Margin (dB)	Limit (dBμV/m)	Remark (QP/PK/AV)
1		10137.500	30.14	16.99	47.13	-21.07	68.20	Peak
2		11608.000	28.25	19.82	48.06	-25.94	74.00	Peak
3		12356.000	29.29	18.64	47.93	-26.07	74.00	Peak
4	*	12747.000	29.75	19.29	49.04	-19.16	68.20	Peak

Note:

1. " *", means this data is the worst emission level.
2. C.F (Correction Factor) = Antenna Factor (dB/m) + Cable Loss (dB) – Preamplifier(dB).
3. Measurement(dBμV/m) = Reading(dBμV) + C.F (Correction Factor).
4. Average measurements were not performed when peak levels lower than the average limits.

EUT	ACCESS POINT	Date of Test	2022-09-06
Factor	BBHA 9120D (1GHz~18GHz)_2022	Temp. / Humidity	25.1°C/48.8%
Polarity	Vertical	Site / Test Engineer	AC1 / Jay Chu
Test Mode	Transmit by 802.11ac-VHT40 at 5310MHz	Test Voltage	120V/60Hz

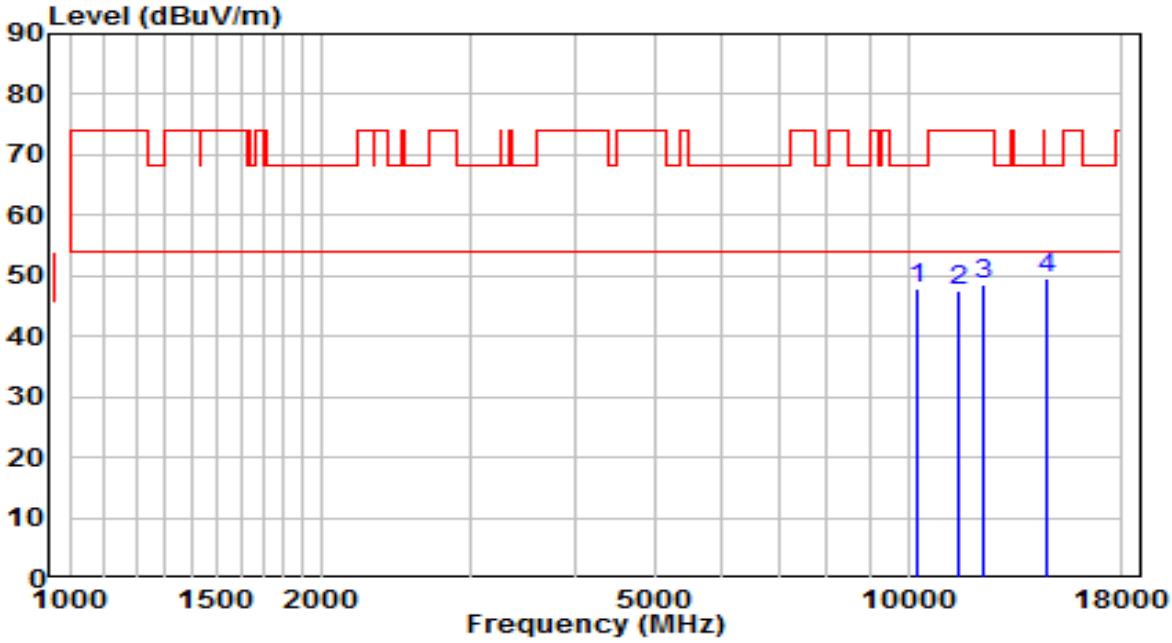

No		Frequency (MHz)	Reading (dBμV)	C.F (dB/m)	Measurement (dBμV/m)	Margin (dB)	Limit (dBμV/m)	Remark (QP/PK/AV)
1		10273.500	30.34	17.56	47.90	-20.30	68.20	Peak
2		11489.000	27.50	20.03	47.53	-26.47	74.00	Peak
3		12254.000	29.77	18.73	48.50	-25.50	74.00	Peak
4	*	14600.000	26.90	22.63	49.54	-18.66	68.20	Peak

Note:

1. " *", means this data is the worst emission level.
2. C.F (Correction Factor) = Antenna Factor (dB/m) + Cable Loss (dB) – Preamplifier(dB).
3. Measurement(dBμV/m) = Reading(dBμV) + C.F (Correction Factor).
4. Average measurements were not performed when peak levels lower than the average limits.

EUT	ACCESS POINT	Date of Test	2022-09-06
Factor	BBHA 9120D (1GHz~18GHz)_2022	Temp. / Humidity	25.1°C/48.8%
Polarity	Horizontal	Site / Test Engineer	AC1 / Jay Chu
Test Mode	Transmit by 802.11ac-VHT40 at 5510MHz	Test Voltage	120V/60Hz

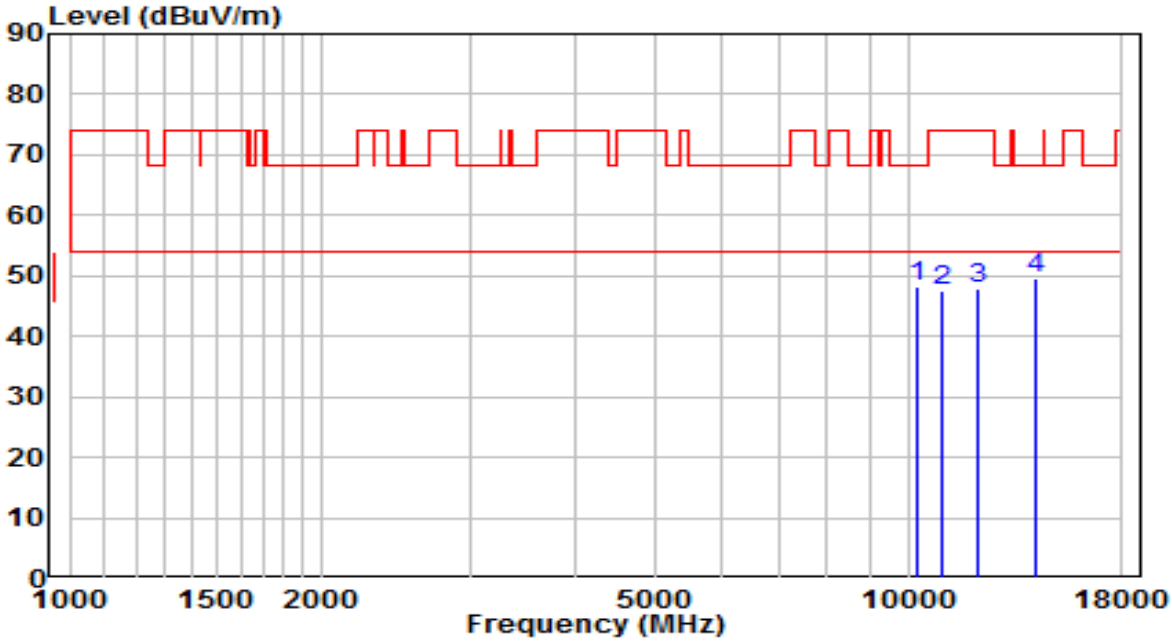

No		Frequency (MHz)	Reading (dBμV)	C.F (dB/m)	Measurement (dBμV/m)	Margin (dB)	Limit (dBμV/m)	Remark (QP/PK/AV)
1		10273.500	30.73	17.56	48.29	-19.91	68.20	Peak
2		10962.000	28.63	18.99	47.62	-26.38	74.00	Peak
3		12143.500	29.12	18.84	47.96	-26.04	74.00	Peak
4	*	14217.500	26.86	22.70	49.56	-18.64	68.20	Peak

Note:

1. " *", means this data is the worst emission level.
2. C.F (Correction Factor) = Antenna Factor (dB/m) + Cable Loss (dB) – Preamplifier(dB).
3. Measurement(dBμV/m) = Reading(dBμV) + C.F (Correction Factor).
4. Average measurements were not performed when peak levels lower than the average limits.

EUT	ACCESS POINT	Date of Test	2022-09-06
Factor	BBHA 9120D (1GHz~18GHz)_2022	Temp. / Humidity	25.1°C/48.8%
Polarity	Vertical	Site / Test Engineer	AC1 / Jay Chu
Test Mode	Transmit by 802.11ac-VHT40 at 5510MHz	Test Voltage	120V/60Hz

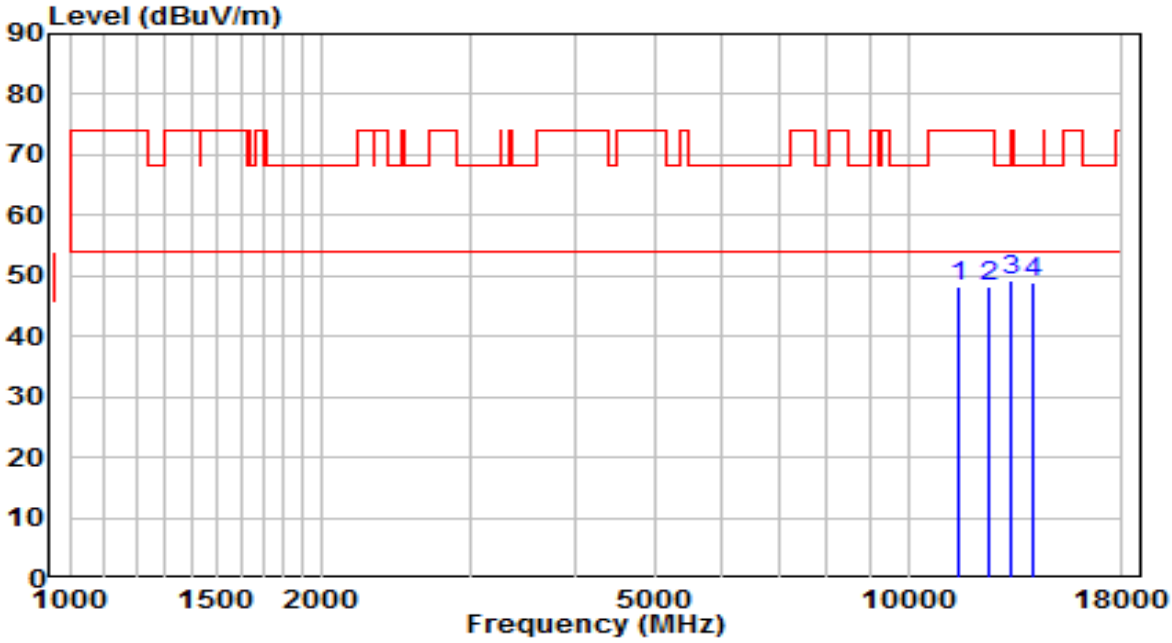

No		Frequency (MHz)	Reading (dBμV)	C.F (dB/m)	Measurement (dBμV/m)	Margin (dB)	Limit (dBμV/m)	Remark (QP/PK/AV)
1		11463.500	28.13	19.98	48.11	-25.89	74.00	Peak
2		12458.000	29.59	18.54	48.14	-25.86	74.00	Peak
3	*	13231.500	28.25	21.05	49.30	-18.90	68.20	Peak
4		14064.500	26.38	22.69	49.06	-19.14	68.20	Peak

Note:

1. " *", means this data is the worst emission level.
2. C.F (Correction Factor) = Antenna Factor (dB/m) + Cable Loss (dB) – Preamplifier(dB).
3. Measurement(dBμV/m) = Reading(dBμV) + C.F (Correction Factor).
4. Average measurements were not performed when peak levels lower than the average limits.

EUT	ACCESS POINT	Date of Test	2022-09-06
Factor	BBHA 9120D (1GHz~18GHz)_2022	Temp. / Humidity	25.1°C/48.8%
Polarity	Horizontal	Site / Test Engineer	AC1 / Jay Chu
Test Mode	Transmit by 802.11ac-VHT40 at 5550MHz	Test Voltage	120V/60Hz

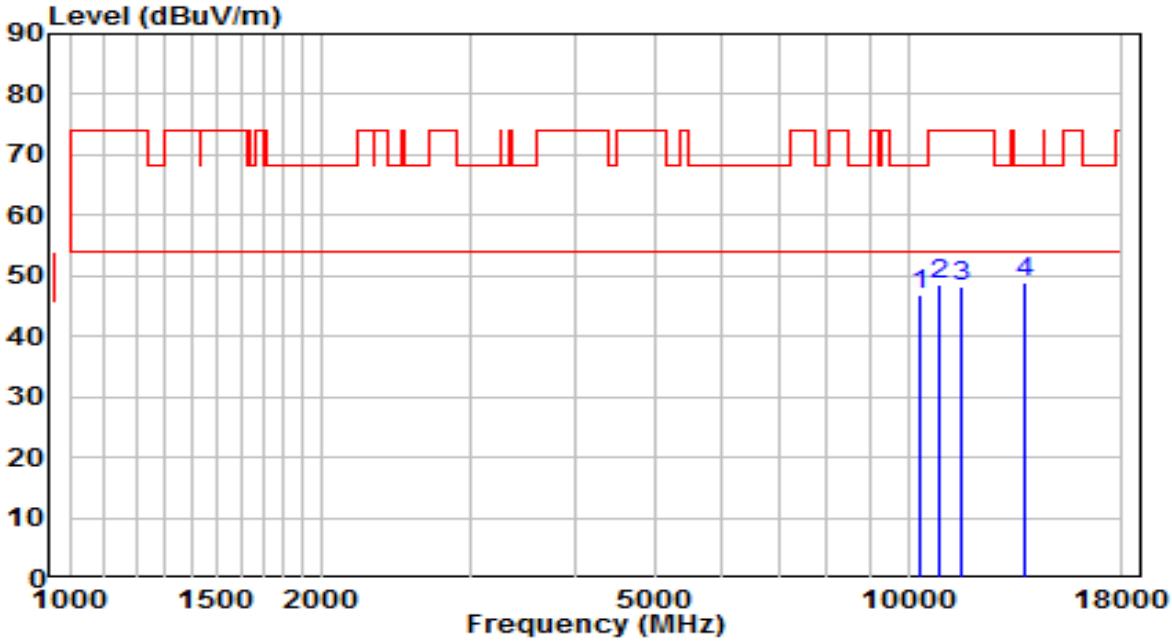

No		Frequency (MHz)	Reading (dBμV)	C.F (dB/m)	Measurement (dBμV/m)	Margin (dB)	Limit (dBμV/m)	Remark (QP/PK/AV)
1		10341.500	29.09	17.84	46.93	-21.27	68.20	Peak
2		10894.000	29.72	18.92	48.64	-25.36	74.00	Peak
3		11591.000	28.47	19.85	48.32	-25.68	74.00	Peak
4	*	13801.000	26.28	22.48	48.76	-19.44	68.20	Peak

Note:

1. " *", means this data is the worst emission level.
2. C.F (Correction Factor) = Antenna Factor (dB/m) + Cable Loss (dB) – Preamplifier(dB).
3. Measurement(dBμV/m) = Reading(dBμV) + C.F (Correction Factor).
4. Average measurements were not performed when peak levels lower than the average limits.

EUT	ACCESS POINT	Date of Test	2022-09-06
Factor	BBHA 9120D (1GHz~18GHz)_2022	Temp. / Humidity	25.1°C/48.8%
Polarity	Vertical	Site / Test Engineer	AC1 / Jay Chu
Test Mode	Transmit by 802.11ac-VHT40 at 5550MHz	Test Voltage	120V/60Hz

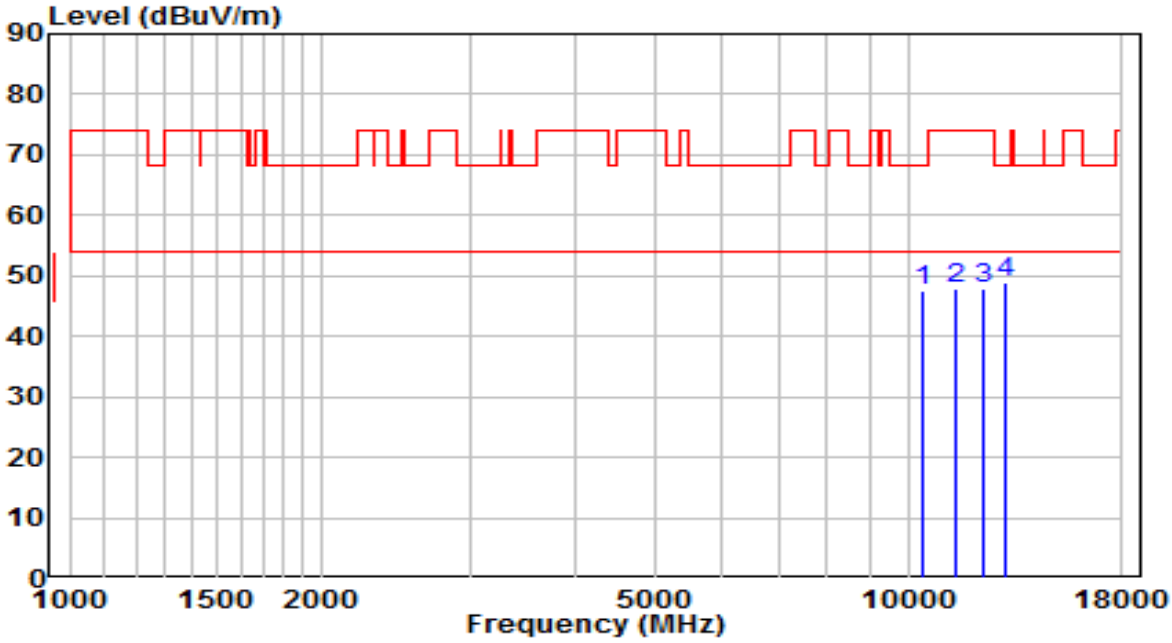

No		Frequency (MHz)	Reading (dBμV)	C.F (dB/m)	Measurement (dBμV/m)	Margin (dB)	Limit (dBμV/m)	Remark (QP/PK/AV)
1		10384.000	29.69	18.02	47.71	-20.49	68.20	Peak
2		11412.500	28.08	19.87	47.95	-26.05	74.00	Peak
3		12271.000	29.25	18.72	47.97	-26.03	74.00	Peak
4	*	13036.000	28.74	20.24	48.98	-19.22	68.20	Peak

Note:

1. " *", means this data is the worst emission level.
2. C.F (Correction Factor) = Antenna Factor (dB/m) + Cable Loss (dB) – Preamplifier(dB).
3. Measurement(dBμV/m) = Reading(dBμV) + C.F (Correction Factor).
4. Average measurements were not performed when peak levels lower than the average limits.

EUT	ACCESS POINT	Date of Test	2022-09-06
Factor	BBHA 9120D (1GHz~18GHz)_2022	Temp. / Humidity	25.1°C/48.8%
Polarity	Horizontal	Site / Test Engineer	AC1 / Jay Chu
Test Mode	Transmit by 802.11ac-VHT40 at 5670MHz	Test Voltage	120V/60Hz

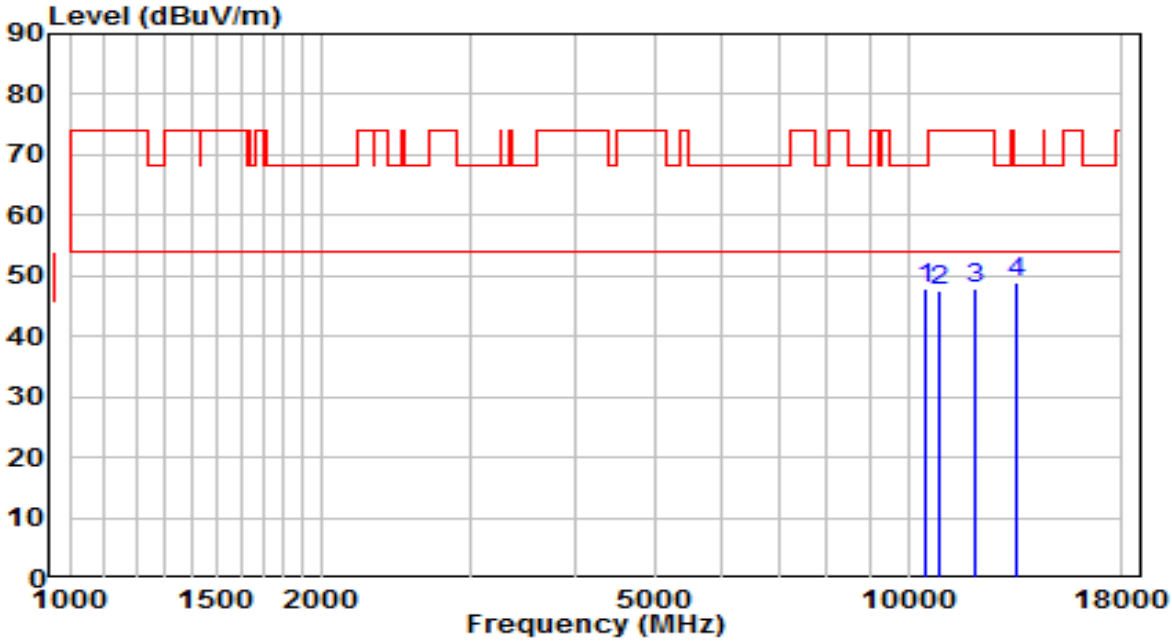

No		Frequency (MHz)	Reading (dBμV)	C.F (dB/m)	Measurement (dBμV/m)	Margin (dB)	Limit (dBμV/m)	Remark (QP/PK/AV)
1		10494.500	29.38	18.48	47.86	-20.34	68.20	Peak
2		10928.000	28.55	18.95	47.50	-26.50	74.00	Peak
3		12041.500	29.06	18.93	47.99	-26.01	74.00	Peak
4	*	13461.000	27.07	22.00	49.07	-19.13	68.20	Peak

Note:

1. " *", means this data is the worst emission level.
2. C.F (Correction Factor) = Antenna Factor (dB/m) + Cable Loss (dB) – Preamplifier(dB).
3. Measurement(dBμV/m) = Reading(dBμV) + C.F (Correction Factor).
4. Average measurements were not performed when peak levels lower than the average limits.

EUT	ACCESS POINT	Date of Test	2022-09-06
Factor	BBHA 9120D (1GHz~18GHz)_2022	Temp. / Humidity	25.1°C/48.8%
Polarity	Vertical	Site / Test Engineer	AC1 / Jay Chu
Test Mode	Transmit by 802.11ac-VHT40 at 5670MHz	Test Voltage	120V/60Hz

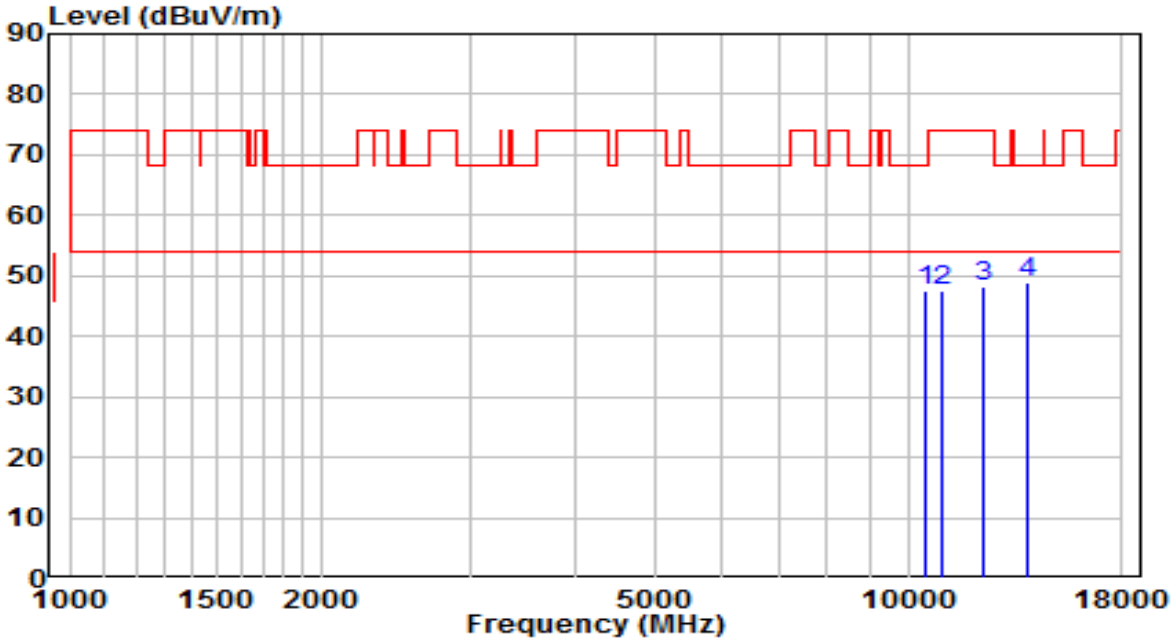

No		Frequency (MHz)	Reading (dBμV)	C.F (dB/m)	Measurement (dBμV/m)	Margin (dB)	Limit (dBμV/m)	Remark (QP/PK/AV)
1		10486.000	29.21	18.44	47.65	-20.55	68.20	Peak
2		10962.000	28.61	18.99	47.60	-26.40	74.00	Peak
3		12296.500	29.64	18.69	48.33	-25.67	74.00	Peak
4	*	13877.500	26.43	22.55	48.99	-19.21	68.20	Peak

Note:

1. " *", means this data is the worst emission level.
2. C.F (Correction Factor) = Antenna Factor (dB/m) + Cable Loss (dB) – Preamplifier(dB).
3. Measurement(dBμV/m) = Reading(dBμV) + C.F (Correction Factor).
4. Average measurements were not performed when peak levels lower than the average limits.

EUT	ACCESS POINT	Date of Test	2022-09-06
Factor	BBHA 9120D (1GHz~18GHz)_2022	Temp. / Humidity	25.1°C/48.8%
Polarity	Horizontal	Site / Test Engineer	AC1 / Jay Chu
Test Mode	Transmit by 802.11ac-VHT40 at 5710MHz	Test Voltage	120V/60Hz

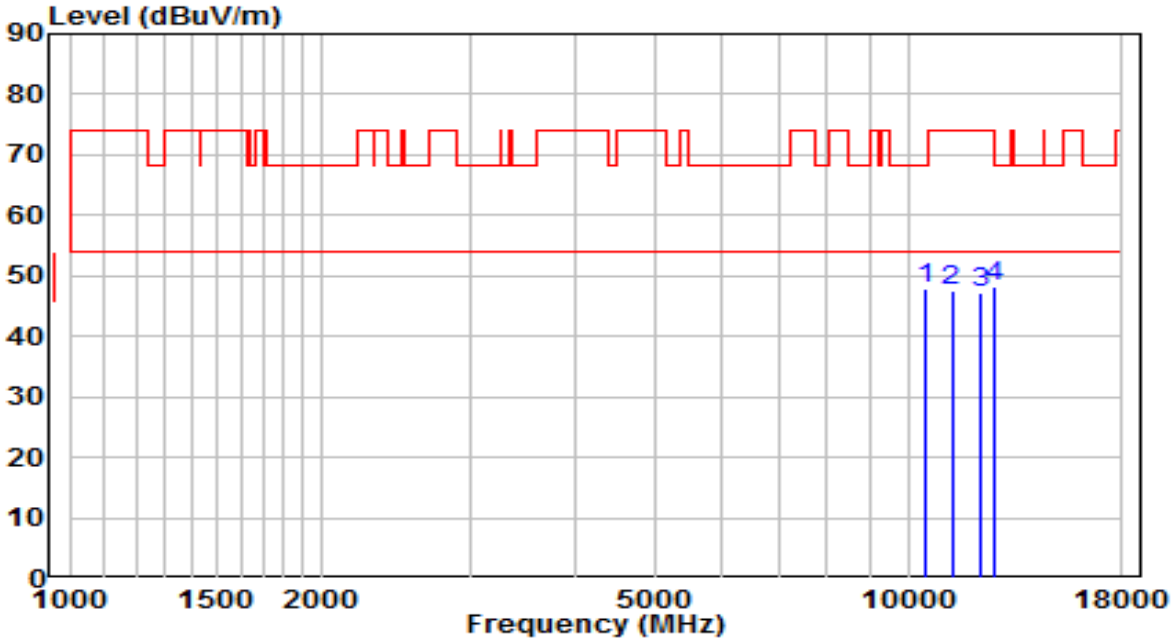

No		Frequency (MHz)	Reading (dBμV)	C.F (dB/m)	Measurement (dBμV/m)	Margin (dB)	Limit (dBμV/m)	Remark (QP/PK/AV)
1		10452.000	29.52	18.30	47.82	-20.38	68.20	Peak
2		11268.000	27.82	19.58	47.40	-26.60	74.00	Peak
3		12160.500	28.48	18.82	47.30	-26.70	74.00	Peak
4	*	12704.500	28.96	19.15	48.12	-20.08	68.20	Peak

Note:

1. " *", means this data is the worst emission level.
2. C.F (Correction Factor) = Antenna Factor (dB/m) + Cable Loss (dB) – Preamplifier(dB).
3. Measurement(dBμV/m) = Reading(dBμV) + C.F (Correction Factor).
4. Average measurements were not performed when peak levels lower than the average limits.

EUT	ACCESS POINT	Date of Test	2022-09-06
Factor	BBHA 9120D (1GHz~18GHz)_2022	Temp. / Humidity	25.1°C/48.8%
Polarity	Vertical	Site / Test Engineer	AC1 / Jay Chu
Test Mode	Transmit by 802.11ac-VHT40 at 5710MHz	Test Voltage	120V/60Hz

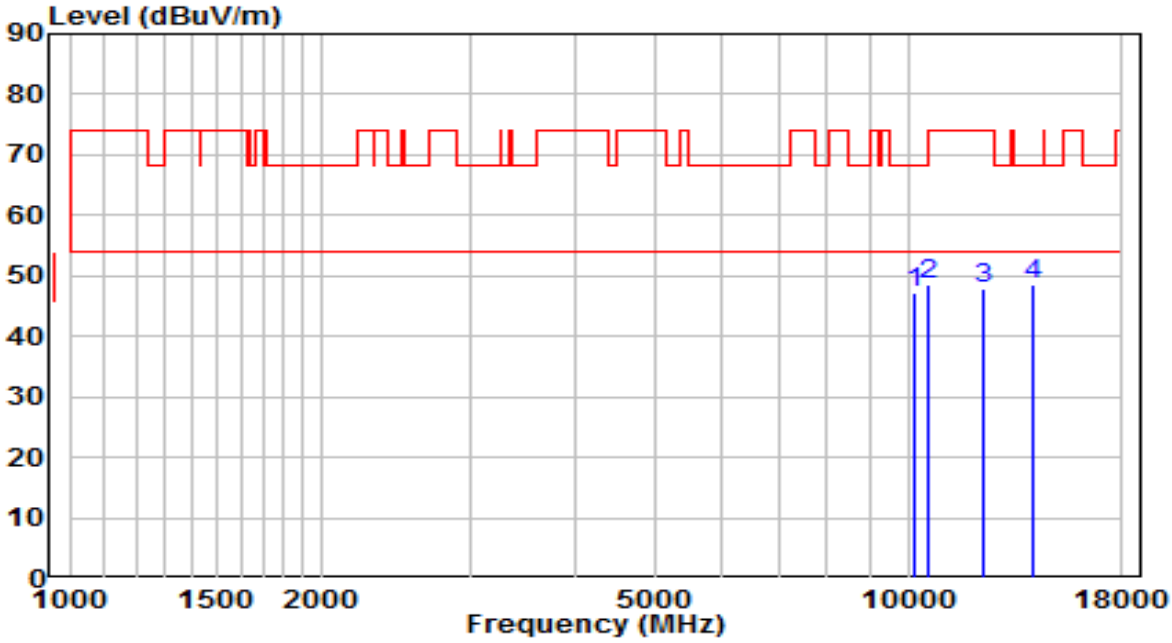

No		Frequency (MHz)	Reading (dBμV)	C.F (dB/m)	Measurement (dBμV/m)	Margin (dB)	Limit (dBμV/m)	Remark (QP/PK/AV)
1		10163.000	30.27	17.10	47.37	-20.83	68.20	Peak
2		10605.000	29.90	18.61	48.51	-25.49	74.00	Peak
3		12279.500	29.24	18.71	47.95	-26.05	74.00	Peak
4	*	14132.500	25.98	22.69	48.67	-19.53	68.20	Peak

Note:

1. " *", means this data is the worst emission level.
2. C.F (Correction Factor) = Antenna Factor (dB/m) + Cable Loss (dB) – Preamplifier(dB).
3. Measurement(dBμV/m) = Reading(dBμV) + C.F (Correction Factor).
4. Average measurements were not performed when peak levels lower than the average limits.

EUT	ACCESS POINT	Date of Test	2022-09-06
Factor	BBHA 9120D (1GHz~18GHz)_2022	Temp. / Humidity	25.1°C/48.8%
Polarity	Horizontal	Site / Test Engineer	AC1 / Jay Chu
Test Mode	Transmit by 802.11ac-VHT40 at 5755MHz	Test Voltage	120V/60Hz

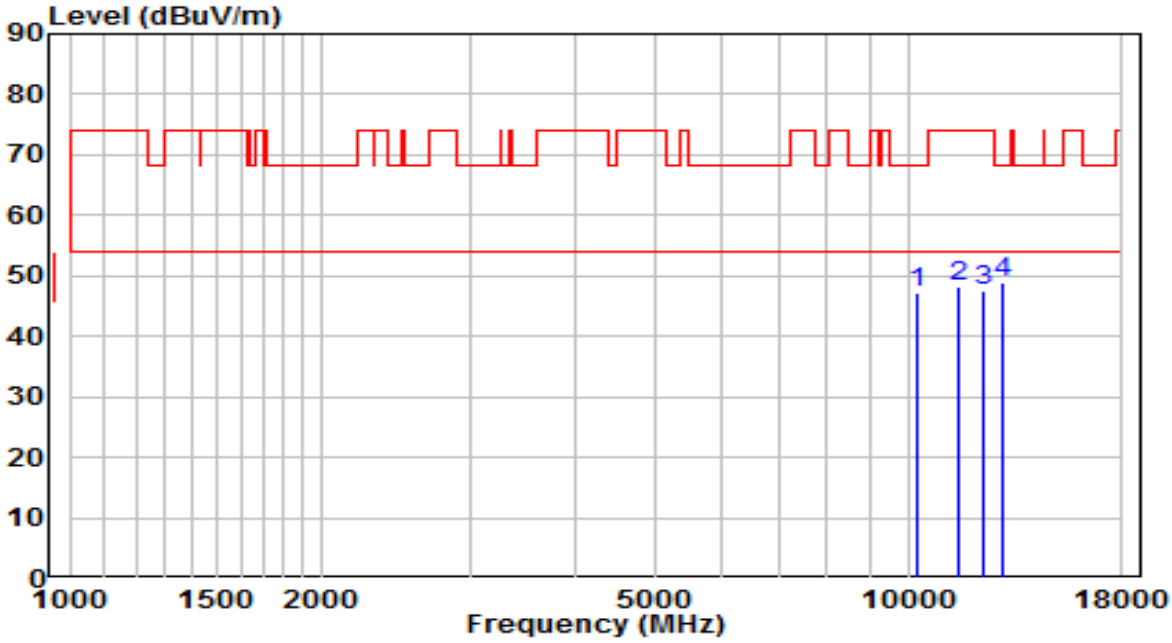

No		Frequency (MHz)	Reading (dBμV)	C.F (dB/m)	Measurement (dBμV/m)	Margin (dB)	Limit (dBμV/m)	Remark (QP/PK/AV)
1		10256.500	29.83	17.49	47.32	-20.88	68.20	Peak
2		11489.000	28.10	20.03	48.13	-25.87	74.00	Peak
3		12288.000	28.79	18.70	47.50	-26.50	74.00	Peak
4	*	13002.000	28.90	20.10	49.00	-19.20	68.20	Peak

Note:

1. " *", means this data is the worst emission level.
2. C.F (Correction Factor) = Antenna Factor (dB/m) + Cable Loss (dB) – Preamplifier(dB).
3. Measurement(dBμV/m) = Reading(dBμV) + C.F (Correction Factor).
4. Average measurements were not performed when peak levels lower than the average limits.

EUT	ACCESS POINT	Date of Test	2022-09-06
Factor	BBHA 9120D (1GHz~18GHz)_2022	Temp. / Humidity	25.1°C/48.8%
Polarity	Vertical	Site / Test Engineer	AC1 / Jay Chu
Test Mode	Transmit by 802.11ac-VHT40 at 5755MHz	Test Voltage	120V/60Hz

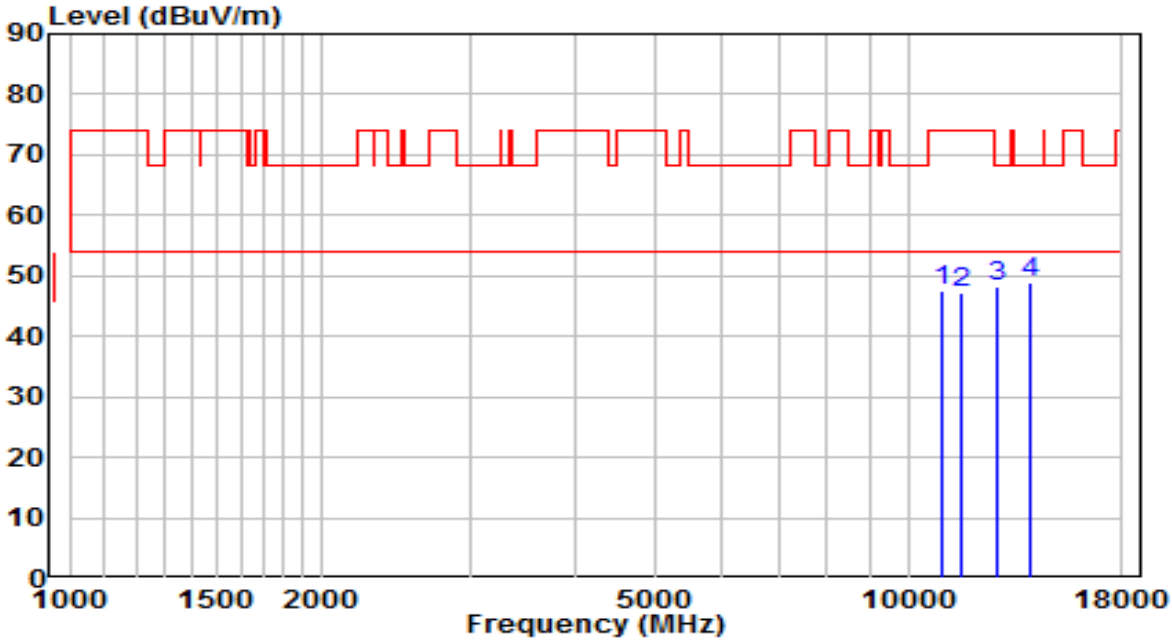

No		Frequency (MHz)	Reading (dBμV)	C.F (dB/m)	Measurement (dBμV/m)	Margin (dB)	Limit (dBμV/m)	Remark (QP/PK/AV)
1		11013.000	28.64	19.06	47.69	-26.31	74.00	Peak
2		11531.500	27.29	19.98	47.27	-26.73	74.00	Peak
3		12755.500	29.07	19.31	48.38	-19.82	68.20	Peak
4	*	14005.000	26.24	22.68	48.92	-19.28	68.20	Peak

Note:

1. " *", means this data is the worst emission level.
2. C.F (Correction Factor) = Antenna Factor (dB/m) + Cable Loss (dB) – Preamplifier(dB).
3. Measurement(dBμV/m) = Reading(dBμV) + C.F (Correction Factor).
4. Average measurements were not performed when peak levels lower than the average limits.

EUT	ACCESS POINT	Date of Test	2022-09-06
Factor	BBHA 9120D (1GHz~18GHz)_2022	Temp. / Humidity	25.1°C/48.8%
Polarity	Horizontal	Site / Test Engineer	AC1 / Jay Chu
Test Mode	Transmit by 802.11ac-VHT40 at 5795MHz	Test Voltage	120V/60Hz

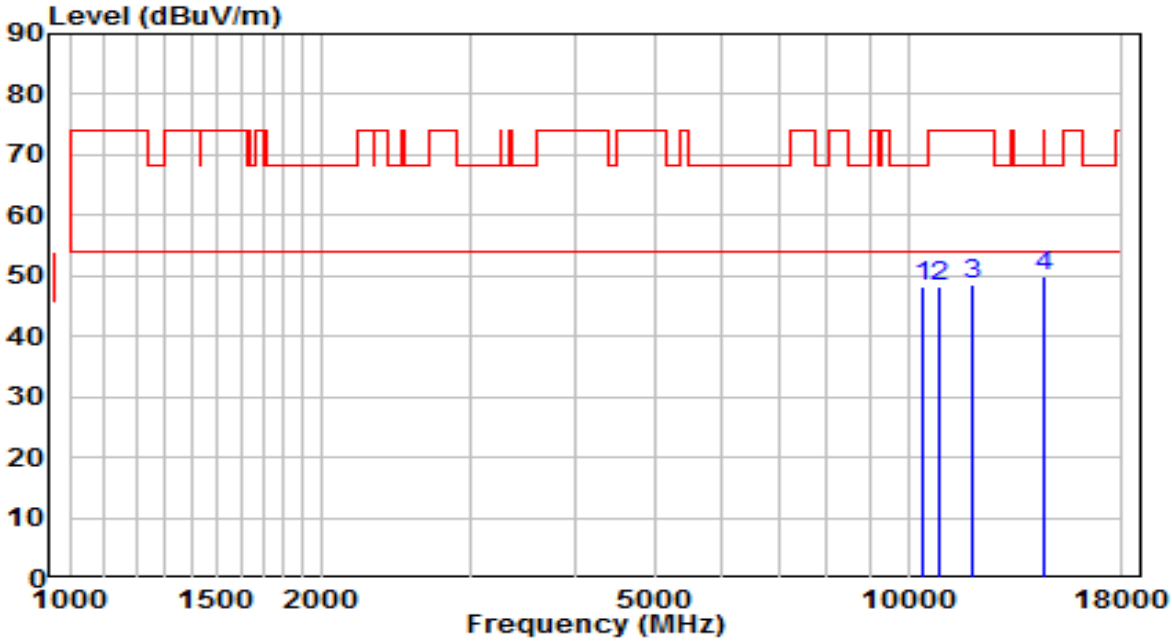

No		Frequency (MHz)	Reading (dBμV)	C.F (dB/m)	Measurement (dBμV/m)	Margin (dB)	Limit (dBμV/m)	Remark (QP/PK/AV)
1		10384.000	30.12	18.02	48.14	-20.06	68.20	Peak
2		10902.500	29.43	18.93	48.35	-25.65	74.00	Peak
3		11965.000	29.45	19.05	48.49	-25.51	74.00	Peak
4	*	14574.500	27.18	22.66	49.83	-18.37	68.20	Peak

Note:

1. " *", means this data is the worst emission level.
2. C.F (Correction Factor) = Antenna Factor (dB/m) + Cable Loss (dB) – Preamplifier(dB).
3. Measurement(dBμV/m) = Reading(dBμV) + C.F (Correction Factor).
4. Average measurements were not performed when peak levels lower than the average limits.

EUT	ACCESS POINT	Date of Test	2022-09-06
Factor	BBHA 9120D (1GHz~18GHz)_2022	Temp. / Humidity	25.1°C/48.8%
Polarity	Vertical	Site / Test Engineer	AC1 / Jay Chu
Test Mode	Transmit by 802.11ac-VHT40 at 5795MHz	Test Voltage	120V/60Hz

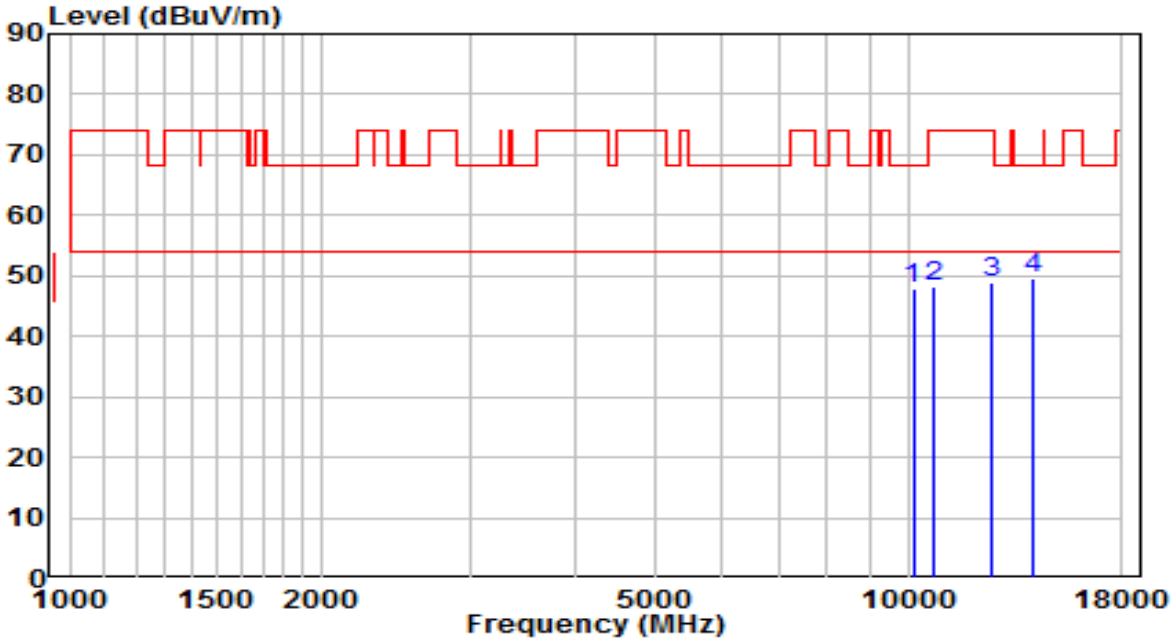

No		Frequency (MHz)	Reading (dBμV)	C.F (dB/m)	Measurement (dBμV/m)	Margin (dB)	Limit (dBμV/m)	Remark (QP/PK/AV)
1		10137.500	30.79	16.99	47.78	-20.42	68.20	Peak
2		10715.500	29.64	18.73	48.37	-25.63	74.00	Peak
3		12619.500	29.85	18.88	48.74	-25.26	74.00	Peak
4	*	14098.500	26.86	22.69	49.55	-18.65	68.20	Peak

Note:

1. " *", means this data is the worst emission level.
2. C.F (Correction Factor) = Antenna Factor (dB/m) + Cable Loss (dB) – Preamplifier(dB).
3. Measurement(dBμV/m) = Reading(dBμV) + C.F (Correction Factor).
4. Average measurements were not performed when peak levels lower than the average limits.

EUT	ACCESS POINT	Date of Test	2022-09-06
Factor	BBHA 9120D (1GHz~18GHz)_2022	Temp. / Humidity	25.1°C/48.8%
Polarity	Horizontal	Site / Test Engineer	AC1 / Jay Chu
Test Mode	Transmit by 802.11ac-VHT80 at 5210MHz	Test Voltage	120V/60Hz

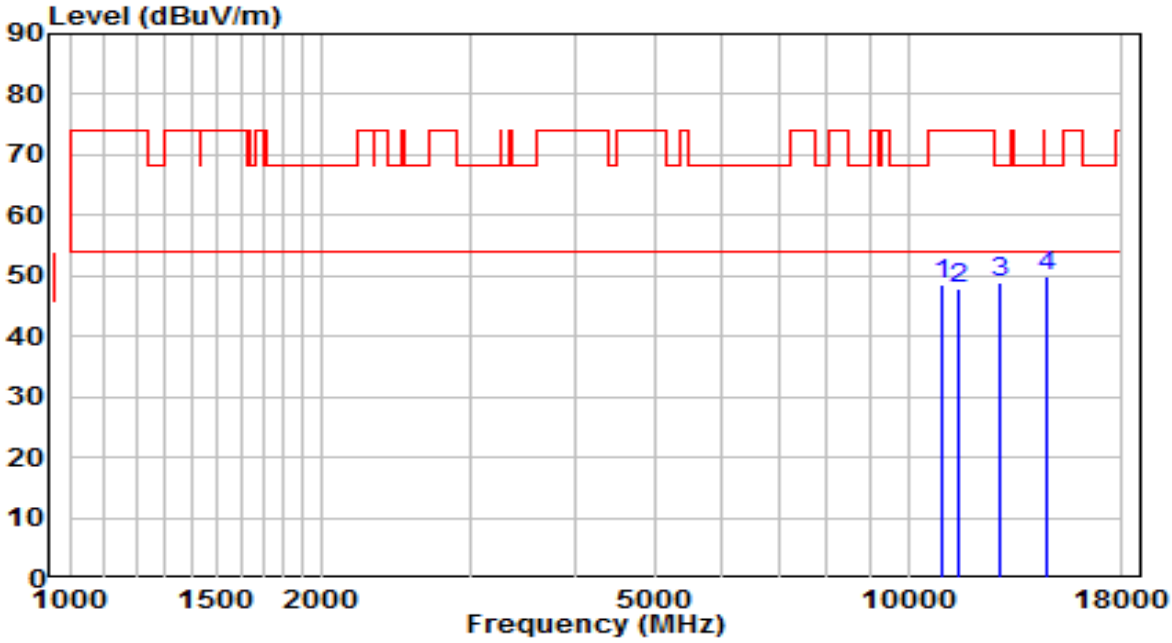

No		Frequency (MHz)	Reading (dBμV)	C.F (dB/m)	Measurement (dBμV/m)	Margin (dB)	Limit (dBμV/m)	Remark (QP/PK/AV)
1		11013.000	29.38	19.06	48.43	-25.57	74.00	Peak
2		11497.500	27.68	20.04	47.72	-26.28	74.00	Peak
3		12857.500	29.11	19.64	48.75	-19.45	68.20	Peak
4	*	14617.000	27.46	22.62	50.08	-18.12	68.20	Peak

Note:

1. " *", means this data is the worst emission level.
2. C.F (Correction Factor) = Antenna Factor (dB/m) + Cable Loss (dB) – Preamplifier(dB).
3. Measurement(dBμV/m) = Reading(dBμV) + C.F (Correction Factor).
4. Average measurements were not performed when peak levels lower than the average limits.

EUT	ACCESS POINT	Date of Test	2022-09-06
Factor	BBHA 9120D (1GHz~18GHz)_2022	Temp. / Humidity	25.1°C/48.8%
Polarity	Vertical	Site / Test Engineer	AC1 / Jay Chu
Test Mode	Transmit by 802.11ac-VHT80 at 5210MHz	Test Voltage	120V/60Hz

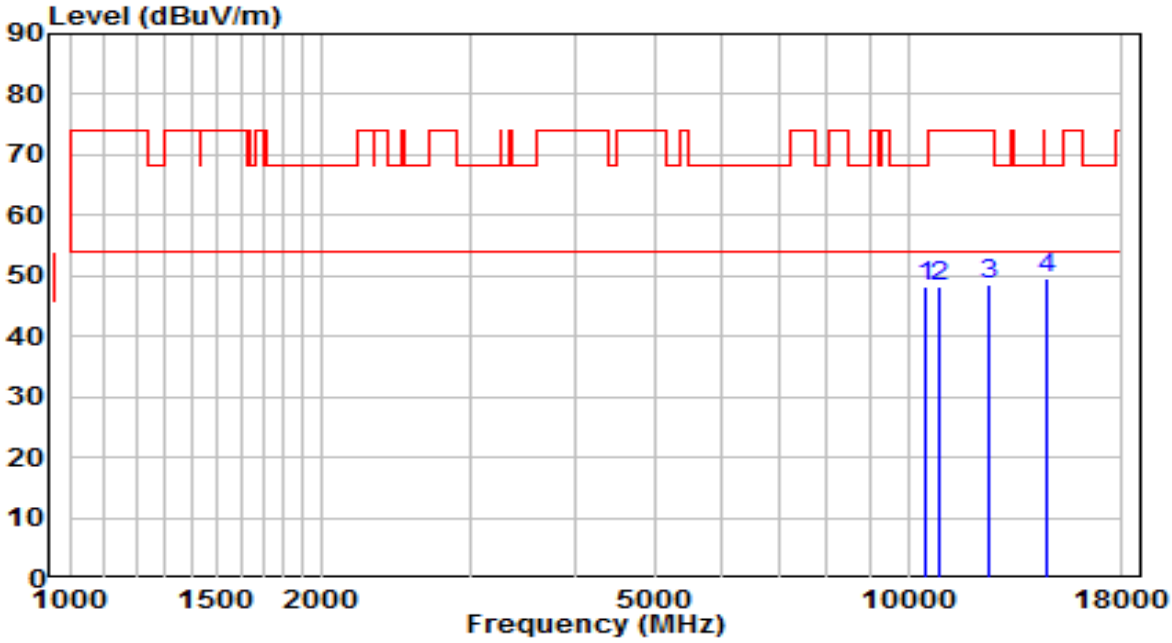

No		Frequency (MHz)	Reading (dBμV)	C.F (dB/m)	Measurement (dBμV/m)	Margin (dB)	Limit (dBμV/m)	Remark (QP/PK/AV)
1		10511.500	29.61	18.51	48.13	-20.07	68.20	Peak
2		10928.000	29.40	18.95	48.35	-25.65	74.00	Peak
3		12500.500	30.11	18.51	48.61	-25.39	74.00	Peak
4	*	14608.500	27.09	22.62	49.71	-18.49	68.20	Peak

Note:

1. " *", means this data is the worst emission level.
2. C.F (Correction Factor) = Antenna Factor (dB/m) + Cable Loss (dB) – Preamplifier(dB).
3. Measurement(dBμV/m) = Reading(dBμV) + C.F (Correction Factor).
4. Average measurements were not performed when peak levels lower than the average limits.

EUT	ACCESS POINT	Date of Test	2022-09-06
Factor	BBHA 9120D (1GHz~18GHz)_2022	Temp. / Humidity	25.1°C/48.8%
Polarity	Horizontal	Site / Test Engineer	AC1 / Jay Chu
Test Mode	Transmit by 802.11ac-VHT80 at 5290MHz	Test Voltage	120V/60Hz

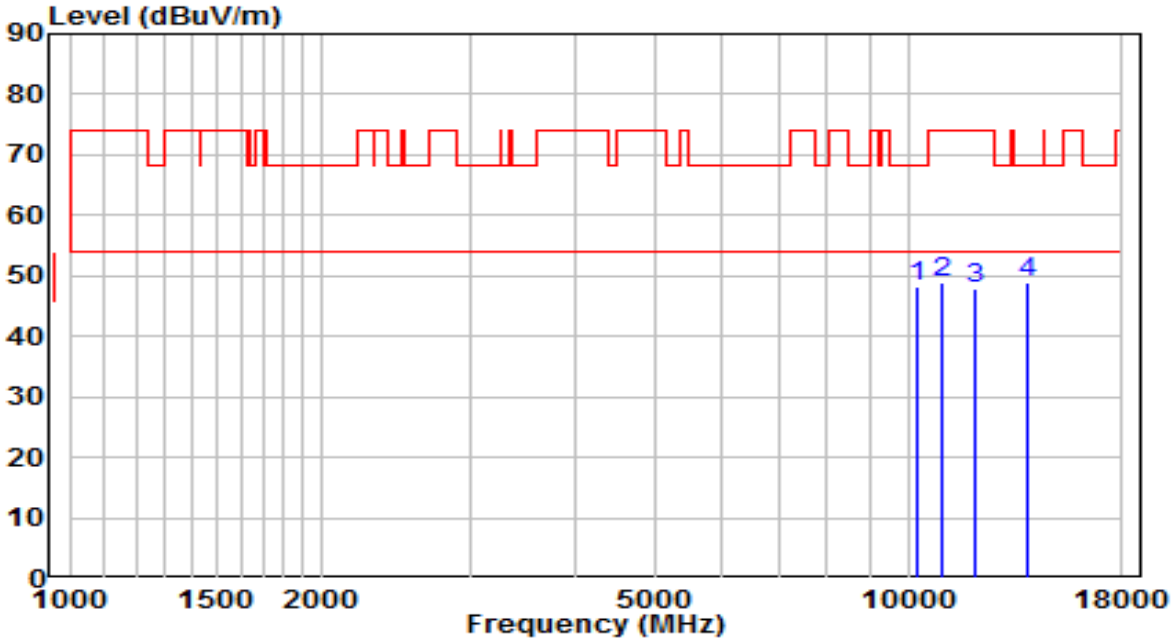

No		Frequency (MHz)	Reading (dBμV)	C.F (dB/m)	Measurement (dBμV/m)	Margin (dB)	Limit (dBμV/m)	Remark (QP/PK/AV)
1		10265.000	30.82	17.52	48.35	-19.85	68.20	Peak
2		10936.500	30.10	18.96	49.06	-24.94	74.00	Peak
3		12024.500	28.94	18.95	47.89	-26.11	74.00	Peak
4	*	13903.000	26.47	22.58	49.05	-19.15	68.20	Peak

Note:

1. " *", means this data is the worst emission level.
2. C.F (Correction Factor) = Antenna Factor (dB/m) + Cable Loss (dB) – Preamplifier(dB).
3. Measurement(dBμV/m) = Reading(dBμV) + C.F (Correction Factor).
4. Average measurements were not performed when peak levels lower than the average limits.

EUT	ACCESS POINT	Date of Test	2022-09-06
Factor	BBHA 9120D (1GHz~18GHz)_2022	Temp. / Humidity	25.1°C/48.8%
Polarity	Vertical	Site / Test Engineer	AC1 / Jay Chu
Test Mode	Transmit by 802.11ac-VHT80 at 5290MHz	Test Voltage	120V/60Hz

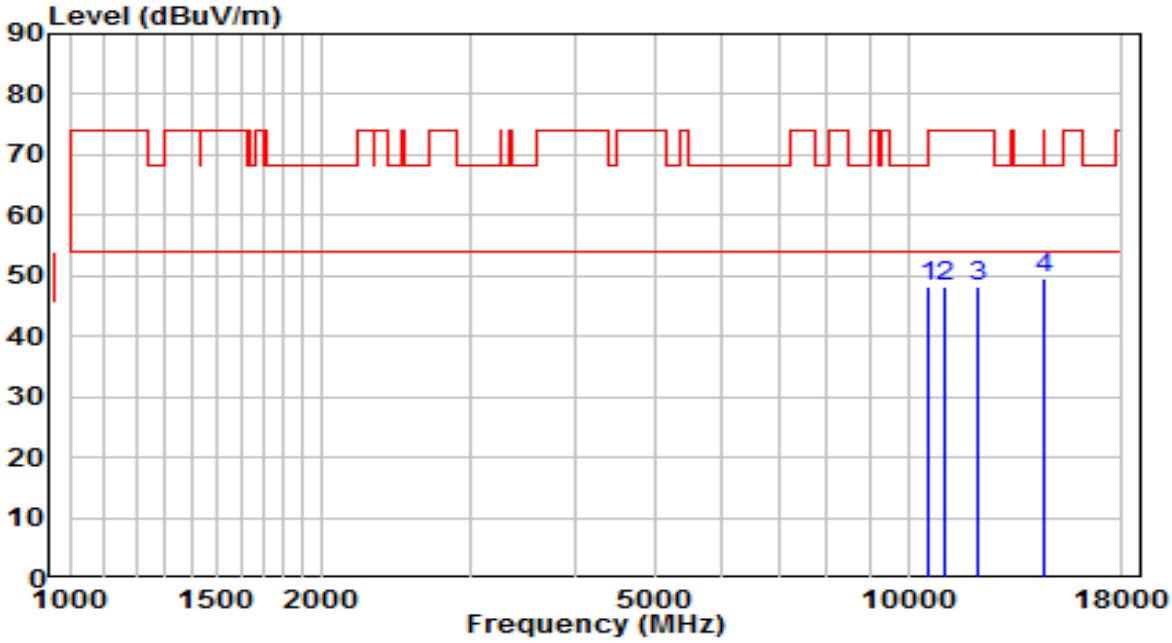

No		Frequency (MHz)	Reading (dBμV)	C.F (dB/m)	Measurement (dBμV/m)	Margin (dB)	Limit (dBμV/m)	Remark (QP/PK/AV)
1		10545.500	29.81	18.55	48.36	-19.84	68.20	Peak
2		11055.500	28.92	19.14	48.06	-25.94	74.00	Peak
3		12067.000	29.48	18.91	48.39	-25.61	74.00	Peak
4	*	14523.500	27.01	22.70	49.71	-18.49	68.20	Peak

Note:

1. " *", means this data is the worst emission level.
2. C.F (Correction Factor) = Antenna Factor (dB/m) + Cable Loss (dB) – Preamplifier(dB).
3. Measurement(dBμV/m) = Reading(dBμV) + C.F (Correction Factor).
4. Average measurements were not performed when peak levels lower than the average limits.

EUT	ACCESS POINT	Date of Test	2022-09-06
Factor	BBHA 9120D (1GHz~18GHz)_2022	Temp. / Humidity	25.1°C/48.8%
Polarity	Horizontal	Site / Test Engineer	AC1 / Jay Chu
Test Mode	Transmit by 802.11ac-VHT80 at 5530MHz	Test Voltage	120V/60Hz

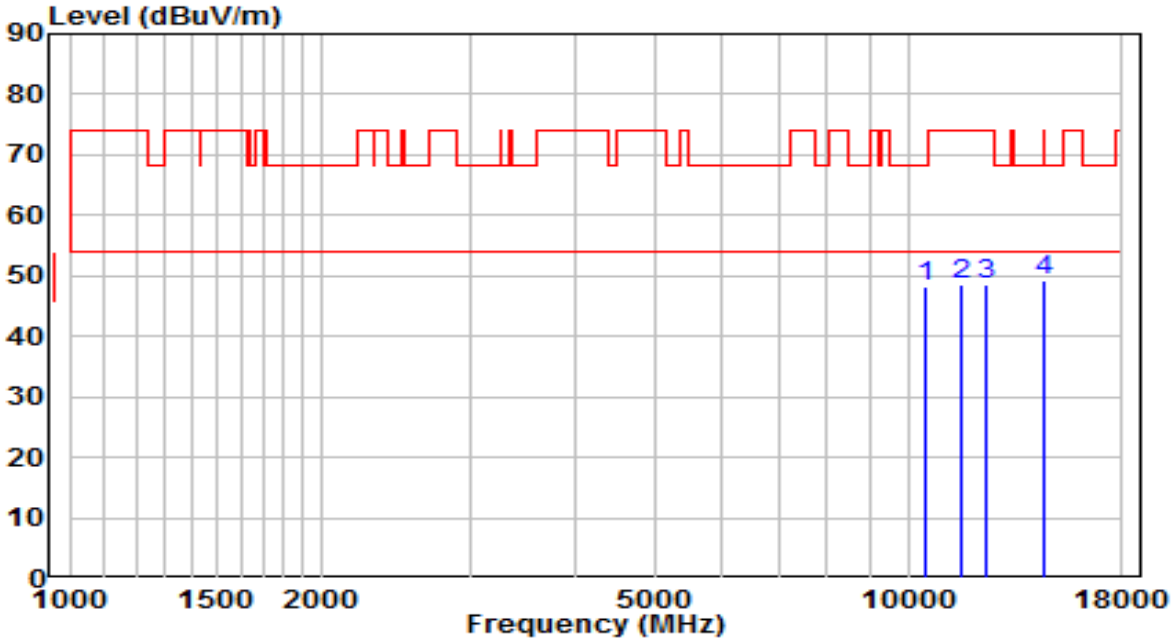

No		Frequency (MHz)	Reading (dBμV)	C.F (dB/m)	Measurement (dBμV/m)	Margin (dB)	Limit (dBμV/m)	Remark (QP/PK/AV)
1		10477.500	29.82	18.41	48.23	-19.97	68.20	Peak
2		11557.000	28.57	19.93	48.50	-25.50	74.00	Peak
3		12407.000	30.03	18.59	48.62	-25.38	74.00	Peak
4	*	14523.500	26.64	22.70	49.34	-18.86	68.20	Peak

Note:

1. " *", means this data is the worst emission level.
2. C.F (Correction Factor) = Antenna Factor (dB/m) + Cable Loss (dB) – Preamplifier(dB).
3. Measurement(dBμV/m) = Reading(dBμV) + C.F (Correction Factor).
4. Average measurements were not performed when peak levels lower than the average limits.

EUT	ACCESS POINT	Date of Test	2022-09-06
Factor	BBHA 9120D (1GHz~18GHz)_2022	Temp. / Humidity	25.1°C/48.8%
Polarity	Vertical	Site / Test Engineer	AC1 / Jay Chu
Test Mode	Transmit by 802.11ac-VHT80 at 5530MHz	Test Voltage	120V/60Hz

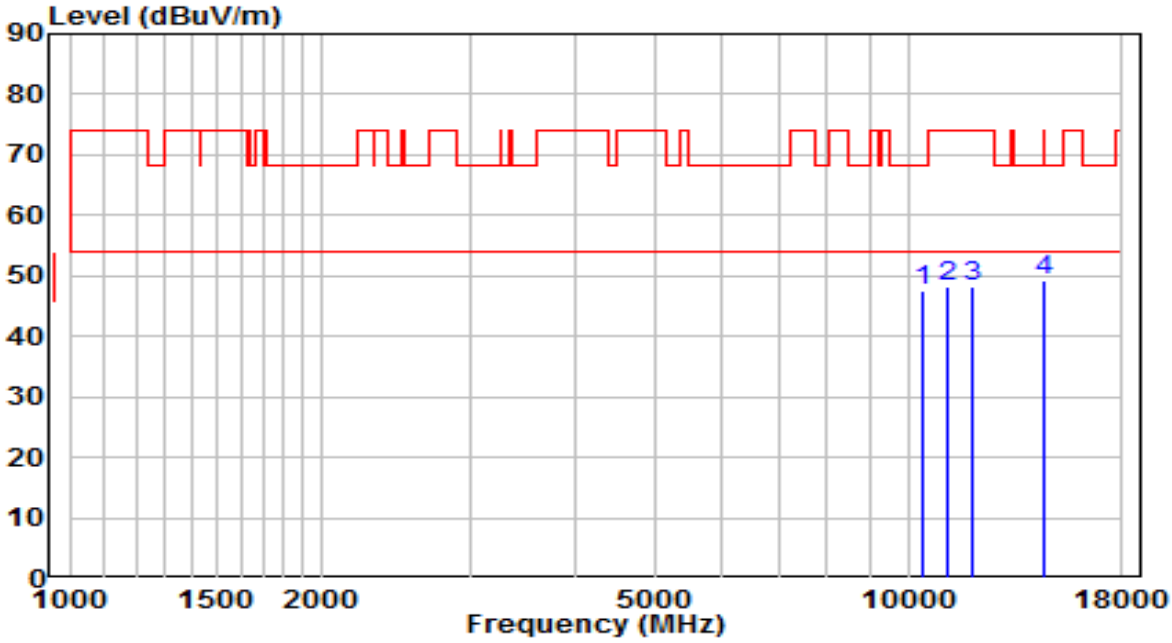

No		Frequency (MHz)	Reading (dBμV)	C.F (dB/m)	Measurement (dBμV/m)	Margin (dB)	Limit (dBμV/m)	Remark (QP/PK/AV)
1		10375.500	29.66	17.98	47.64	-20.56	68.20	Peak
2		11106.500	28.83	19.25	48.07	-25.93	74.00	Peak
3		11897.000	28.93	19.19	48.12	-25.88	74.00	Peak
4	*	14566.000	26.53	22.66	49.19	-19.01	68.20	Peak

Note:

1. " *", means this data is the worst emission level.
2. C.F (Correction Factor) = Antenna Factor (dB/m) + Cable Loss (dB) – Preamplifier(dB).
3. Measurement(dBμV/m) = Reading(dBμV) + C.F (Correction Factor).
4. Average measurements were not performed when peak levels lower than the average limits.

EUT	ACCESS POINT	Date of Test	2022-09-06
Factor	BBHA 9120D (1GHz~18GHz)_2022	Temp. / Humidity	25.1°C/48.8%
Polarity	Horizontal	Site / Test Engineer	AC1 / Jay Chu
Test Mode	Transmit by 802.11ac-VHT80 at 5610MHz	Test Voltage	120V/60Hz

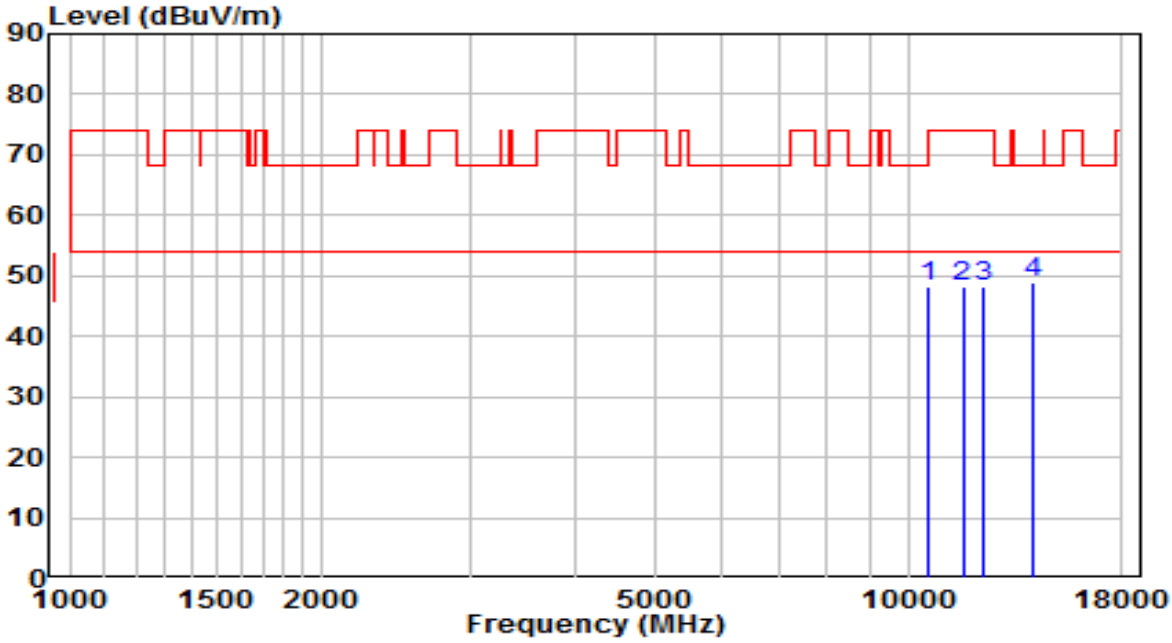

No		Frequency (MHz)	Reading (dBμV)	C.F (dB/m)	Measurement (dBμV/m)	Margin (dB)	Limit (dBμV/m)	Remark (QP/PK/AV)
1		10579.500	29.72	18.58	48.30	-19.90	68.20	Peak
2		11616.500	28.31	19.80	48.11	-25.89	74.00	Peak
3		12313.500	29.62	18.68	48.30	-25.70	74.00	Peak
4	*	14064.500	26.30	22.69	48.98	-19.22	68.20	Peak

Note:

1. " *", means this data is the worst emission level.
2. C.F (Correction Factor) = Antenna Factor (dB/m) + Cable Loss (dB) – Preamplifier(dB).
3. Measurement(dBμV/m) = Reading(dBμV) + C.F (Correction Factor).
4. Average measurements were not performed when peak levels lower than the average limits.

EUT	ACCESS POINT	Date of Test	2022-09-06
Factor	BBHA 9120D (1GHz~18GHz)_2022	Temp. / Humidity	25.1°C/48.8%
Polarity	Vertical	Site / Test Engineer	AC1 / Jay Chu
Test Mode	Transmit by 802.11ac-VHT80 at 5610MHz	Test Voltage	120V/60Hz

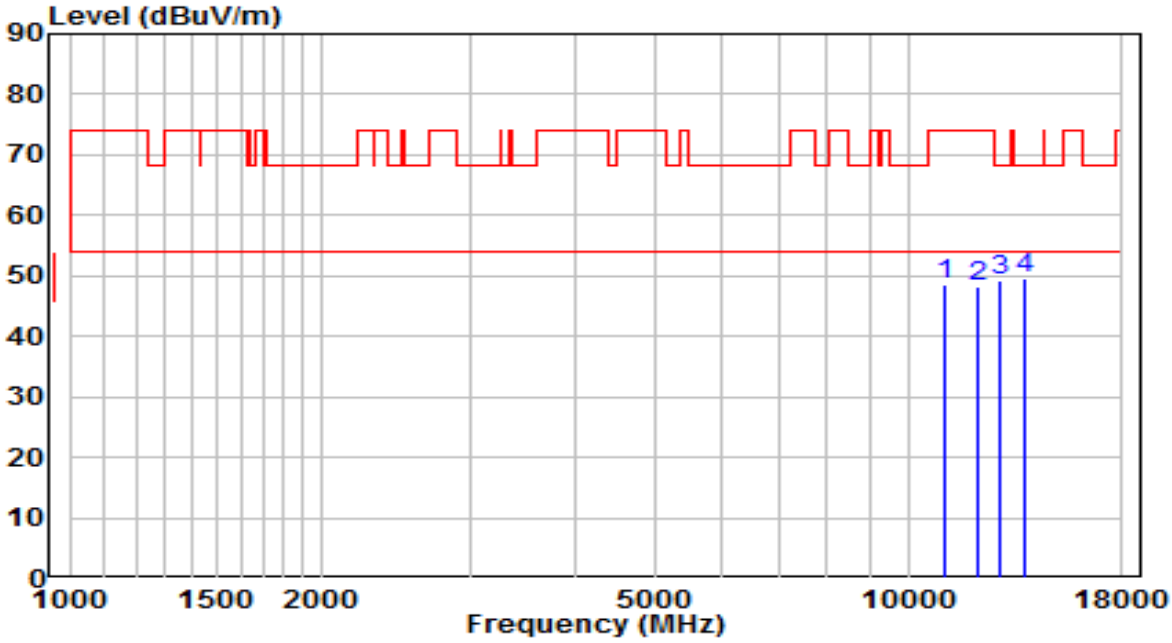

No		Frequency (MHz)	Reading (dBμV)	C.F (dB/m)	Measurement (dBμV/m)	Margin (dB)	Limit (dBμV/m)	Remark (QP/PK/AV)
1		11064.000	29.50	19.16	48.66	-25.34	74.00	Peak
2		12126.500	29.21	18.85	48.06	-25.94	74.00	Peak
3		12874.500	29.53	19.69	49.22	-18.98	68.20	Peak
4	*	13775.500	27.08	22.45	49.53	-18.67	68.20	Peak

Note:

1. " *", means this data is the worst emission level.
2. C.F (Correction Factor) = Antenna Factor (dB/m) + Cable Loss (dB) – Preamplifier(dB).
3. Measurement(dBμV/m) = Reading(dBμV) + C.F (Correction Factor).
4. Average measurements were not performed when peak levels lower than the average limits.

EUT	ACCESS POINT	Date of Test	2022-09-06
Factor	BBHA 9120D (1GHz~18GHz)_2022	Temp. / Humidity	25.1°C/48.8%
Polarity	Horizontal	Site / Test Engineer	AC1 / Jay Chu
Test Mode	Transmit by 802.11ac-VHT80 at 5690MHz	Test Voltage	120V/60Hz

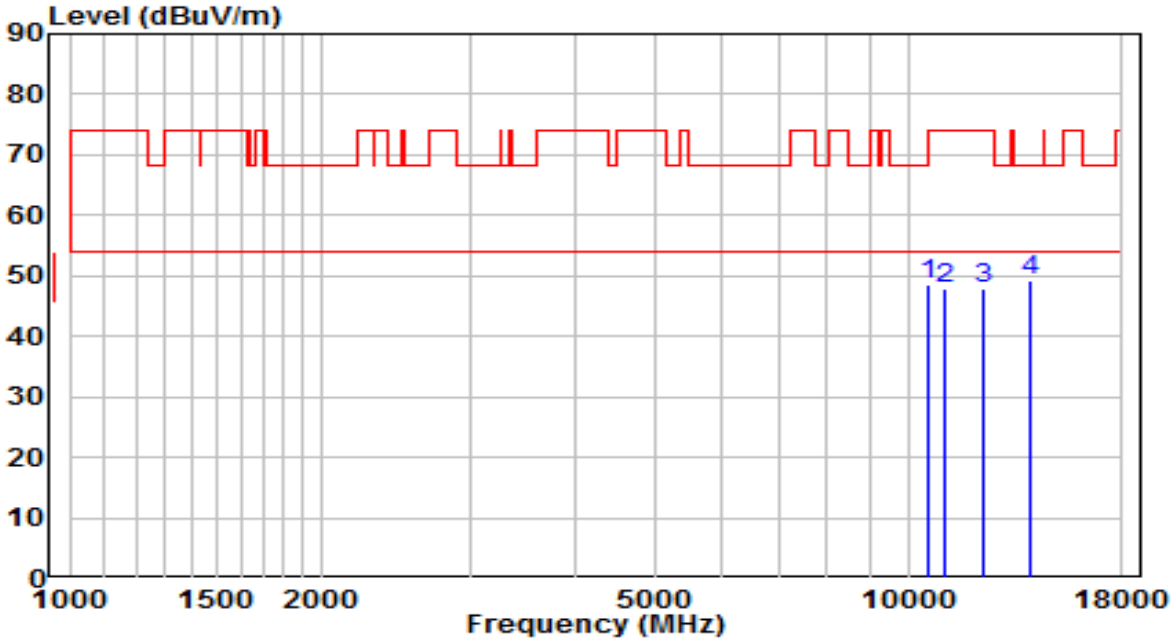

No		Frequency (MHz)	Reading (dBμV)	C.F (dB/m)	Measurement (dBμV/m)	Margin (dB)	Limit (dBμV/m)	Remark (QP/PK/AV)
1		10554.000	30.01	18.56	48.56	-19.64	68.20	Peak
2		11055.500	28.61	19.14	47.75	-26.25	74.00	Peak
3		12279.500	29.03	18.71	47.74	-26.26	74.00	Peak
4	*	14030.500	26.46	22.68	49.15	-19.05	68.20	Peak

Note:

1. " *", means this data is the worst emission level.
2. C.F (Correction Factor) = Antenna Factor (dB/m) + Cable Loss (dB) – Preamplifier(dB).
3. Measurement(dBμV/m) = Reading(dBμV) + C.F (Correction Factor).
4. Average measurements were not performed when peak levels lower than the average limits.

EUT	ACCESS POINT	Date of Test	2022-09-06
Factor	BBHA 9120D (1GHz~18GHz)_2022	Temp. / Humidity	25.1°C/48.8%
Polarity	Vertical	Site / Test Engineer	AC1 / Jay Chu
Test Mode	Transmit by 802.11ac-VHT80 at 5690MHz	Test Voltage	120V/60Hz

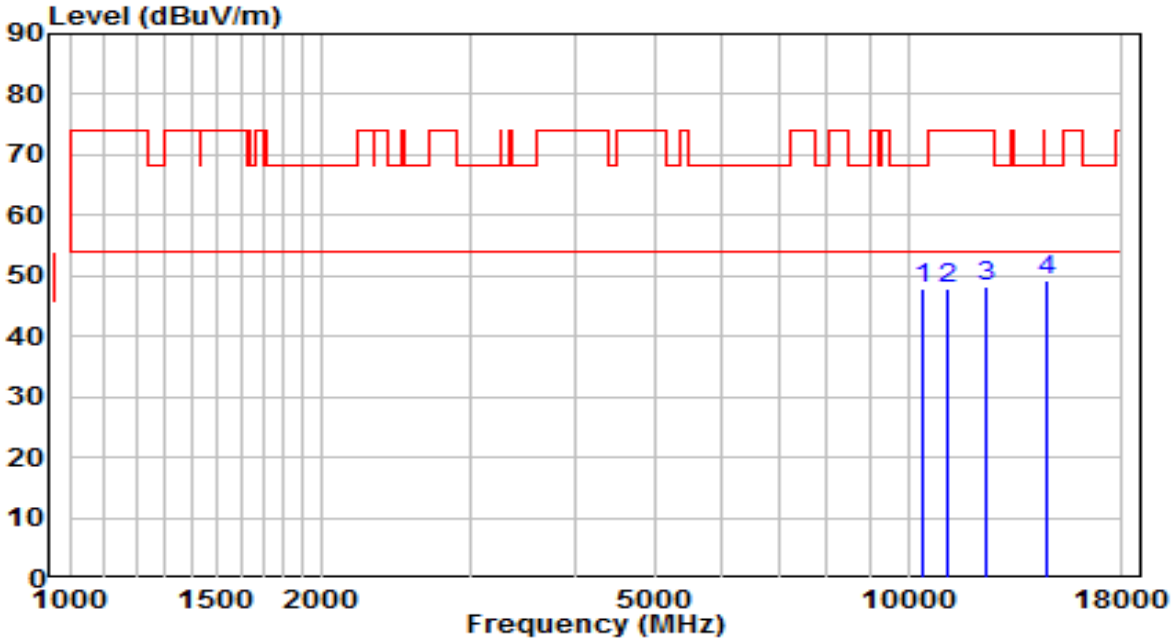

No		Frequency (MHz)	Reading (dBμV)	C.F (dB/m)	Measurement (dBμV/m)	Margin (dB)	Limit (dBμV/m)	Remark (QP/PK/AV)
1		10418.000	29.56	18.16	47.72	-20.48	68.20	Peak
2		11174.500	28.40	19.39	47.79	-26.21	74.00	Peak
3		12373.000	29.47	18.62	48.09	-25.91	74.00	Peak
4	*	14591.500	26.64	22.64	49.28	-18.92	68.20	Peak

Note:

1. " *", means this data is the worst emission level.
2. C.F (Correction Factor) = Antenna Factor (dB/m) + Cable Loss (dB) – Preamplifier(dB).
3. Measurement(dBμV/m) = Reading(dBμV) + C.F (Correction Factor).
4. Average measurements were not performed when peak levels lower than the average limits.

EUT	ACCESS POINT	Date of Test	2022-09-06
Factor	BBHA 9120D (1GHz~18GHz)_2022	Temp. / Humidity	25.1°C/48.8%
Polarity	Horizontal	Site / Test Engineer	AC1 / Jay Chu
Test Mode	Transmit by 802.11ac-VHT80 at 5775MHz	Test Voltage	120V/60Hz

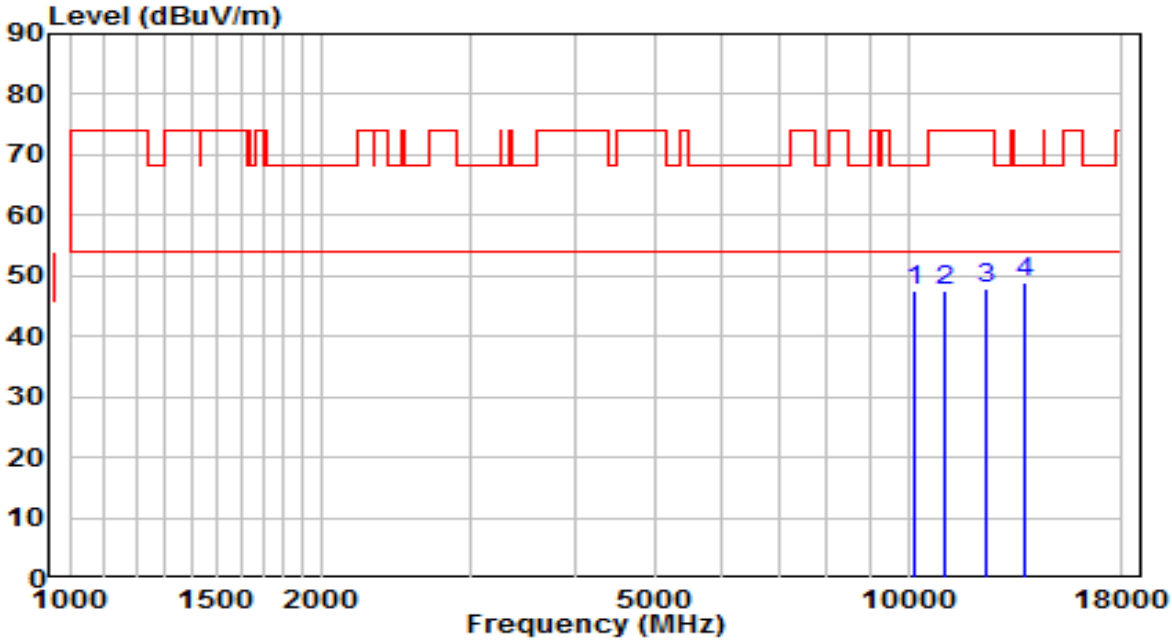

No		Frequency (MHz)	Reading (dBμV)	C.F (dB/m)	Measurement (dBμV/m)	Margin (dB)	Limit (dBμV/m)	Remark (QP/PK/AV)
1		10205.500	30.29	17.27	47.57	-20.63	68.20	Peak
2		11072.500	28.44	19.18	47.61	-26.39	74.00	Peak
3		12356.000	29.40	18.64	48.04	-25.96	74.00	Peak
4	*	13792.500	26.55	22.47	49.02	-19.18	68.20	Peak

Note:

1. " *", means this data is the worst emission level.
2. C.F (Correction Factor) = Antenna Factor (dB/m) + Cable Loss (dB) – Preamplifier(dB).
3. Measurement(dBμV/m) = Reading(dBμV) + C.F (Correction Factor).
4. Average measurements were not performed when peak levels lower than the average limits.

EUT	ACCESS POINT	Date of Test	2022-09-06
Factor	BBHA 9120D (1GHz~18GHz)_2022	Temp. / Humidity	25.1°C/48.8%
Polarity	Vertical	Site / Test Engineer	AC1 / Jay Chu
Test Mode	Transmit by 802.11ac-VHT80 at 5775MHz	Test Voltage	120V/60Hz

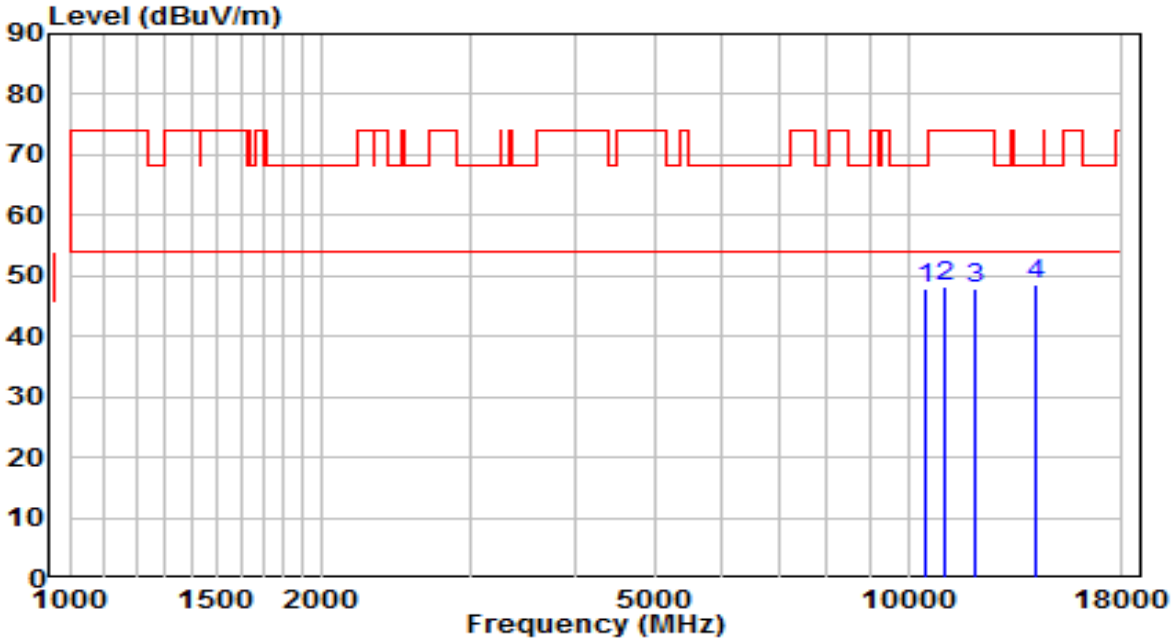

No		Frequency (MHz)	Reading (dBμV)	C.F (dB/m)	Measurement (dBμV/m)	Margin (dB)	Limit (dBμV/m)	Remark (QP/PK/AV)
1		10486.000	29.45	18.44	47.89	-20.31	68.20	Peak
2		11072.500	29.05	19.18	48.23	-25.77	74.00	Peak
3		12050.000	28.82	18.92	47.74	-26.26	74.00	Peak
4	*	14175.000	25.93	22.70	48.63	-19.57	68.20	Peak

Note:

1. " *", means this data is the worst emission level.
2. C.F (Correction Factor) = Antenna Factor (dB/m) + Cable Loss (dB) – Preamplifier(dB).
3. Measurement(dBμV/m) = Reading(dBμV) + C.F (Correction Factor).
4. Average measurements were not performed when peak levels lower than the average limits.

EUT	ACCESS POINT	Date of Test	2022-09-06
Factor	BBHA 9120D (1GHz~18GHz)_2022	Temp. / Humidity	25.1°C/48.8%
Polarity	Horizontal	Site / Test Engineer	AC1 / Jay Chu
Test Mode	Transmit by 802.11ax-HE20 at 5180MHz	Test Voltage	120V/60Hz

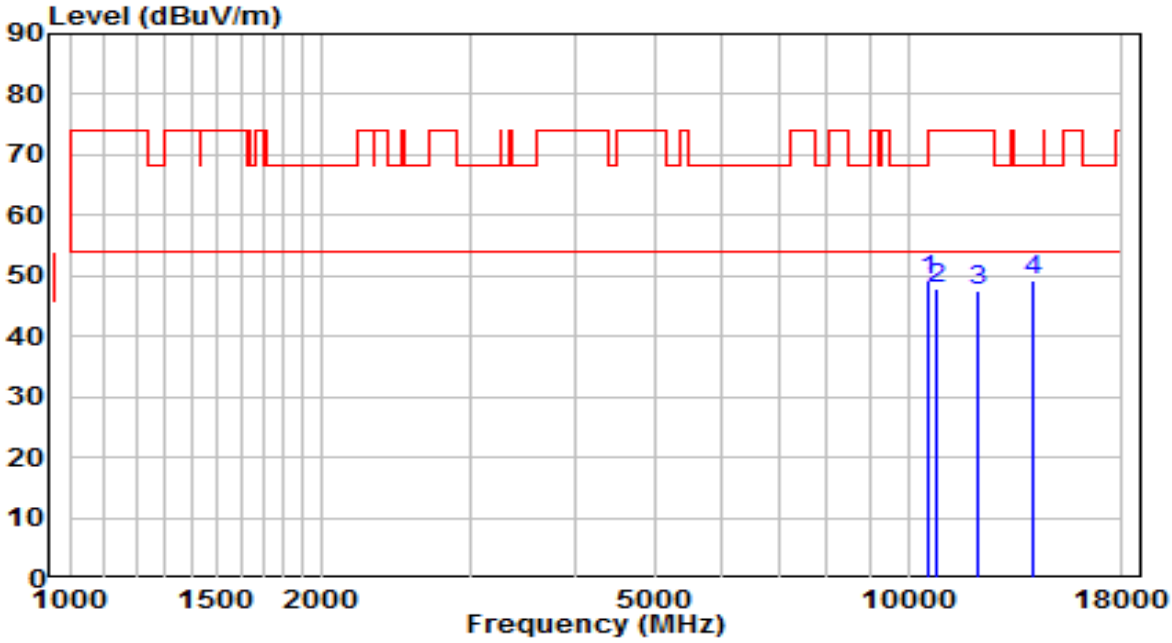

No		Frequency (MHz)	Reading (dBμV)	C.F (dB/m)	Measurement (dBμV/m)	Margin (dB)	Limit (dBμV/m)	Remark (QP/PK/AV)
1	*	10554.000	30.63	18.56	49.19	-19.01	68.20	Peak
2		10792.000	29.07	18.81	47.88	-26.12	74.00	Peak
3		12118.000	28.85	18.86	47.71	-26.29	74.00	Peak
4		14047.500	26.45	22.68	49.13	-19.07	68.20	Peak

Note:

1. " *", means this data is the worst emission level.
2. C.F (Correction Factor) = Antenna Factor (dB/m) + Cable Loss (dB) – Preamplifier(dB).
3. Measurement(dBμV/m) = Reading(dBμV) + C.F (Correction Factor).
4. Average measurements were not performed when peak levels lower than the average limits.

EUT	ACCESS POINT	Date of Test	2022-09-06
Factor	BBHA 9120D (1GHz~18GHz)_2022	Temp. / Humidity	25.1°C/48.8%
Polarity	Vertical	Site / Test Engineer	AC1 / Jay Chu
Test Mode	Transmit by 802.11ax-HE20 at 5180MHz	Test Voltage	120V/60Hz

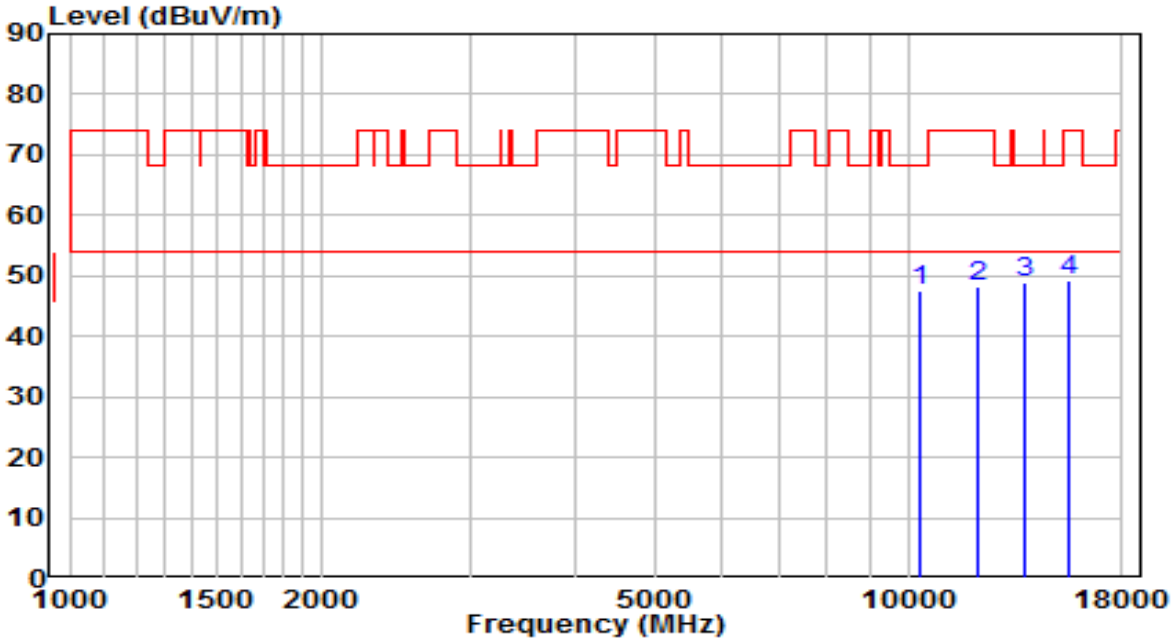

No		Frequency (MHz)	Reading (dBμV)	C.F (dB/m)	Measurement (dBμV/m)	Margin (dB)	Limit (dBμV/m)	Remark (QP/PK/AV)
1		10350.000	29.77	17.88	47.64	-20.56	68.20	Peak
2		12067.000	29.22	18.91	48.13	-25.87	74.00	Peak
3	*	13733.000	26.46	22.40	48.86	-19.34	68.20	Peak
4		15543.500	27.96	21.23	49.19	-24.81	74.00	Peak

Note:

1. " *", means this data is the worst emission level.
2. C.F (Correction Factor) = Antenna Factor (dB/m) + Cable Loss (dB) – Preamplifier(dB).
3. Measurement(dBμV/m) = Reading(dBμV) + C.F (Correction Factor).
4. Average measurements were not performed when peak levels lower than the average limits.

EUT	ACCESS POINT	Date of Test	2022-09-06
Factor	BBHA 9120D (1GHz~18GHz)_2022	Temp. / Humidity	25.1°C/48.8%
Polarity	Horizontal	Site / Test Engineer	AC1 / Jay Chu
Test Mode	Transmit by 802.11ax-HE20 at 5220MHz	Test Voltage	120V/60Hz

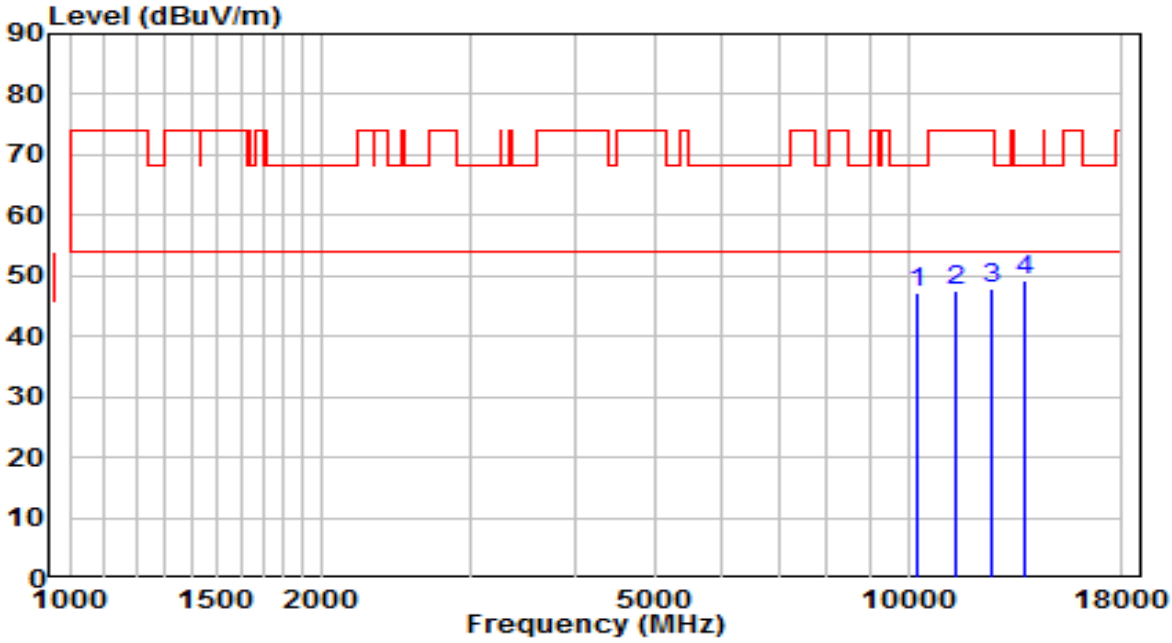

No		Frequency (MHz)	Reading (dBμV)	C.F (dB/m)	Measurement (dBμV/m)	Margin (dB)	Limit (dBμV/m)	Remark (QP/PK/AV)
1		10265.000	29.66	17.52	47.18	-21.02	68.20	Peak
2		11395.500	27.75	19.84	47.59	-26.41	74.00	Peak
3		12568.500	29.06	18.72	47.78	-26.22	74.00	Peak
4	*	13733.000	26.83	22.40	49.23	-18.97	68.20	Peak

Note:

1. " *", means this data is the worst emission level.
2. C.F (Correction Factor) = Antenna Factor (dB/m) + Cable Loss (dB) – Preamplifier(dB).
3. Measurement(dBμV/m) = Reading(dBμV) + C.F (Correction Factor).
4. Average measurements were not performed when peak levels lower than the average limits.

EUT	ACCESS POINT	Date of Test	2022-09-06
Factor	BBHA 9120D (1GHz~18GHz)_2022	Temp. / Humidity	25.1°C/48.8%
Polarity	Vertical	Site / Test Engineer	AC1 / Jay Chu
Test Mode	Transmit by 802.11ax-HE20 at 5220MHz	Test Voltage	120V/60Hz

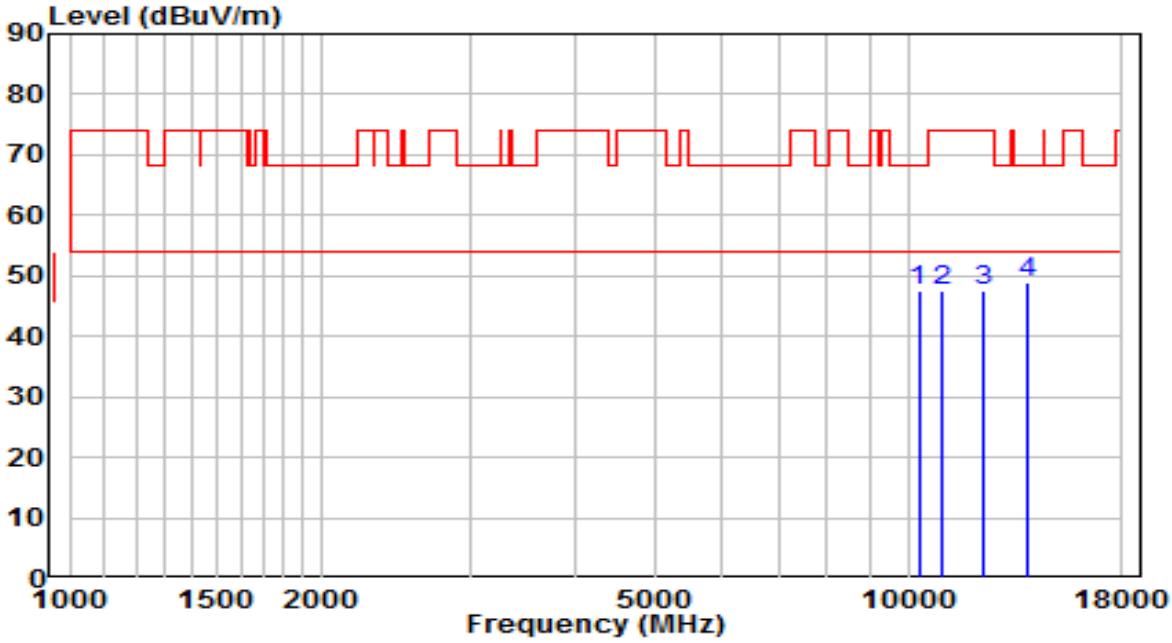

No		Frequency (MHz)	Reading (dBμV)	C.F (dB/m)	Measurement (dBμV/m)	Margin (dB)	Limit (dBμV/m)	Remark (QP/PK/AV)
1		10290.500	29.94	17.63	47.57	-20.63	68.20	Peak
2		11004.500	28.62	19.04	47.66	-26.34	74.00	Peak
3		12322.000	29.03	18.67	47.70	-26.30	74.00	Peak
4	*	13894.500	26.33	22.57	48.90	-19.30	68.20	Peak

Note:

1. " *", means this data is the worst emission level.
2. C.F (Correction Factor) = Antenna Factor (dB/m) + Cable Loss (dB) – Preamplifier(dB).
3. Measurement(dBμV/m) = Reading(dBμV) + C.F (Correction Factor).
4. Average measurements were not performed when peak levels lower than the average limits.

EUT	ACCESS POINT	Date of Test	2022-09-06
Factor	BBHA 9120D (1GHz~18GHz)_2022	Temp. / Humidity	25.1°C/48.8%
Polarity	Horizontal	Site / Test Engineer	AC1 / Jay Chu
Test Mode	Transmit by 802.11ax-HE20 at 5240MHz	Test Voltage	120V/60Hz

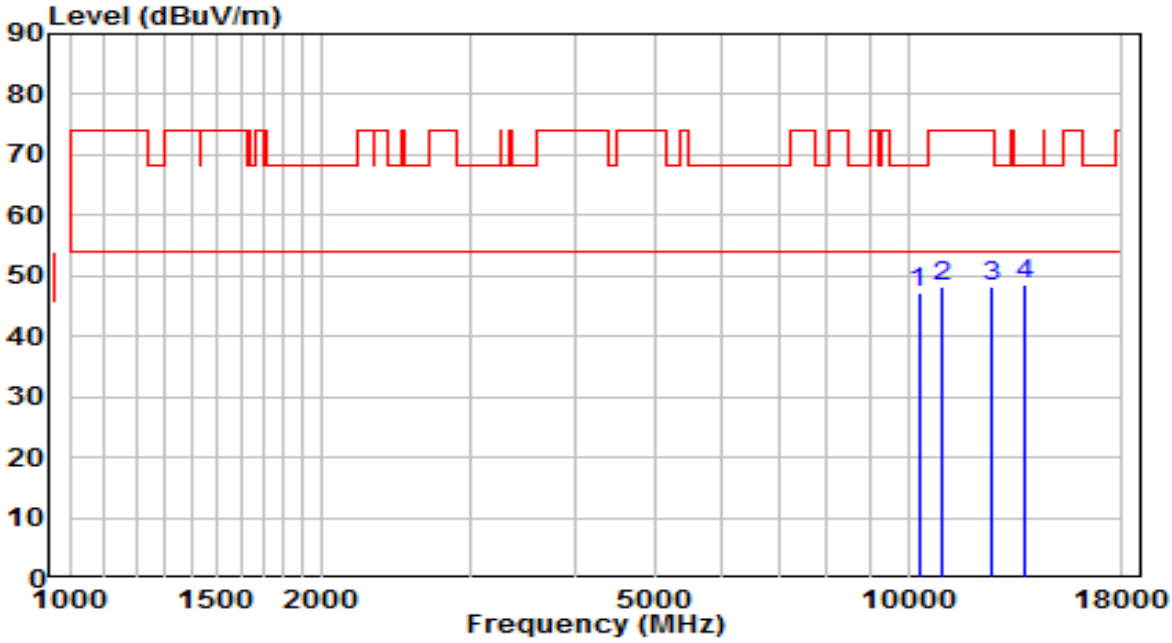

No		Frequency (MHz)	Reading (dBμV)	C.F (dB/m)	Measurement (dBμV/m)	Margin (dB)	Limit (dBμV/m)	Remark (QP/PK/AV)
1		10290.500	29.63	17.63	47.25	-20.95	68.20	Peak
2		10987.500	29.35	19.02	48.36	-25.64	74.00	Peak
3		12551.500	29.45	18.67	48.12	-25.88	74.00	Peak
4	*	13724.500	26.13	22.40	48.53	-19.67	68.20	Peak

Note:

1. " *", means this data is the worst emission level.
2. C.F (Correction Factor) = Antenna Factor (dB/m) + Cable Loss (dB) – Preamplifier(dB).
3. Measurement(dBμV/m) = Reading(dBμV) + C.F (Correction Factor).
4. Average measurements were not performed when peak levels lower than the average limits.

EUT	ACCESS POINT	Date of Test	2022-09-06
Factor	BBHA 9120D (1GHz~18GHz)_2022	Temp. / Humidity	25.1°C/48.8%
Polarity	Vertical	Site / Test Engineer	AC1 / Jay Chu
Test Mode	Transmit by 802.11ax-HE20 at 5240MHz	Test Voltage	120V/60Hz

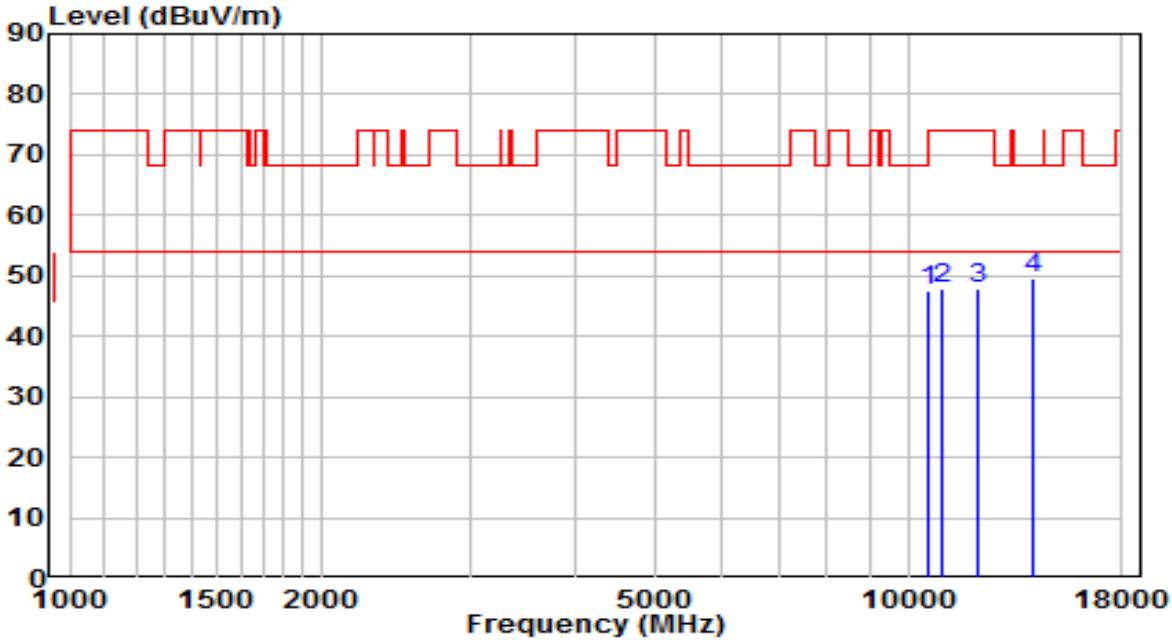

No		Frequency (MHz)	Reading (dBμV)	C.F (dB/m)	Measurement (dBμV/m)	Margin (dB)	Limit (dBμV/m)	Remark (QP/PK/AV)
1		10588.000	29.01	18.59	47.60	-20.60	68.20	Peak
2		11004.500	28.71	19.04	47.75	-26.25	74.00	Peak
3		12152.000	28.92	18.83	47.75	-26.25	74.00	Peak
4	*	14073.000	26.95	22.69	49.64	-18.56	68.20	Peak

Note:

1. " *", means this data is the worst emission level.
2. C.F (Correction Factor) = Antenna Factor (dB/m) + Cable Loss (dB) – Preamplifier(dB).
3. Measurement(dBμV/m) = Reading(dBμV) + C.F (Correction Factor).
4. Average measurements were not performed when peak levels lower than the average limits.

EUT	ACCESS POINT	Date of Test	2022-09-06
Factor	BBHA 9120D (1GHz~18GHz)_2022	Temp. / Humidity	25.1°C/48.8%
Polarity	Horizontal	Site / Test Engineer	AC1 / Jay Chu
Test Mode	Transmit by 802.11ax-HE20 at 5260MHz	Test Voltage	120V/60Hz

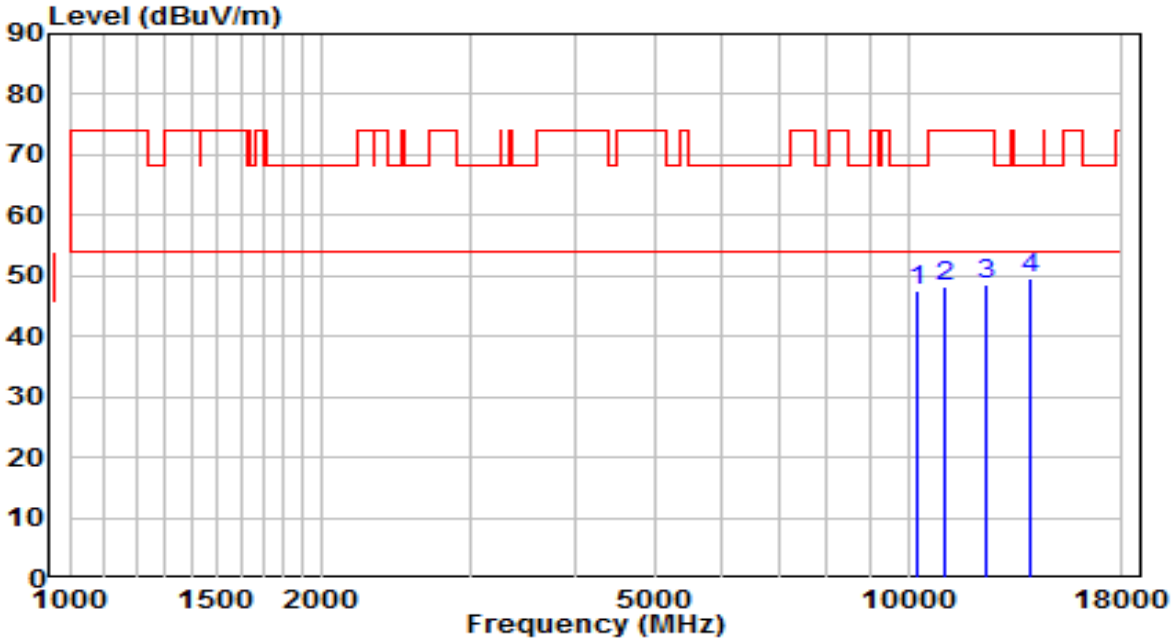

No		Frequency (MHz)	Reading (dBμV)	C.F (dB/m)	Measurement (dBμV/m)	Margin (dB)	Limit (dBμV/m)	Remark (QP/PK/AV)
1		10256.500	30.07	17.49	47.56	-20.64	68.20	Peak
2		11072.500	29.03	19.18	48.21	-25.79	74.00	Peak
3		12356.000	29.99	18.64	48.62	-25.38	74.00	Peak
4	*	13988.000	26.93	22.67	49.60	-18.60	68.20	Peak

Note:

1. " *", means this data is the worst emission level.
2. C.F (Correction Factor) = Antenna Factor (dB/m) + Cable Loss (dB) – Preamplifier(dB).
3. Measurement(dBμV/m) = Reading(dBμV) + C.F (Correction Factor).
4. Average measurements were not performed when peak levels lower than the average limits.

EUT	ACCESS POINT	Date of Test	2022-09-06
Factor	BBHA 9120D (1GHz~18GHz)_2022	Temp. / Humidity	25.1°C/48.8%
Polarity	Vertical	Site / Test Engineer	AC1 / Jay Chu
Test Mode	Transmit by 802.11ax-HE20 at 5260MHz	Test Voltage	120V/60Hz

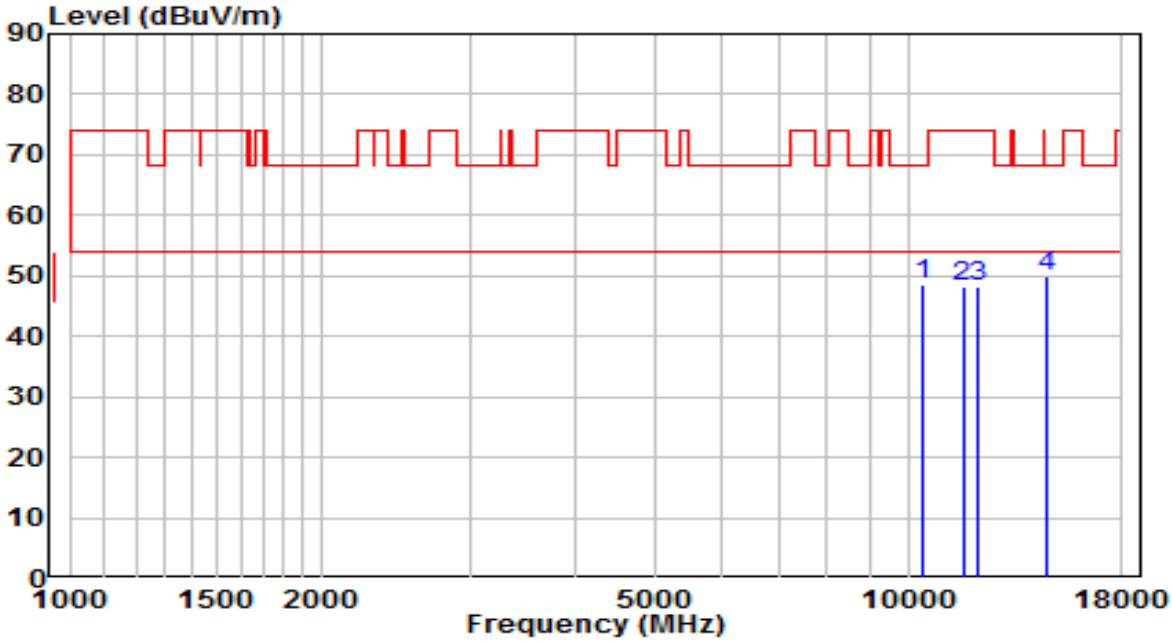

No		Frequency (MHz)	Reading (dBμV)	C.F (dB/m)	Measurement (dBμV/m)	Margin (dB)	Limit (dBμV/m)	Remark (QP/PK/AV)
1		10375.500	30.47	17.98	48.46	-19.74	68.20	Peak
2		11616.500	28.54	19.80	48.34	-25.66	74.00	Peak
3		12101.000	29.22	18.88	48.09	-25.91	74.00	Peak
4	*	14591.500	27.14	22.64	49.78	-18.42	68.20	Peak

Note:

1. " *", means this data is the worst emission level.
2. C.F (Correction Factor) = Antenna Factor (dB/m) + Cable Loss (dB) – Preamplifier(dB).
3. Measurement(dBμV/m) = Reading(dBμV) + C.F (Correction Factor).
4. Average measurements were not performed when peak levels lower than the average limits.

EUT	ACCESS POINT	Date of Test	2022-09-06
Factor	BBHA 9120D (1GHz~18GHz)_2022	Temp. / Humidity	25.1°C/48.8%
Polarity	Horizontal	Site / Test Engineer	AC1 / Jay Chu
Test Mode	Transmit by 802.11ax-HE20 at 5300MHz	Test Voltage	120V/60Hz

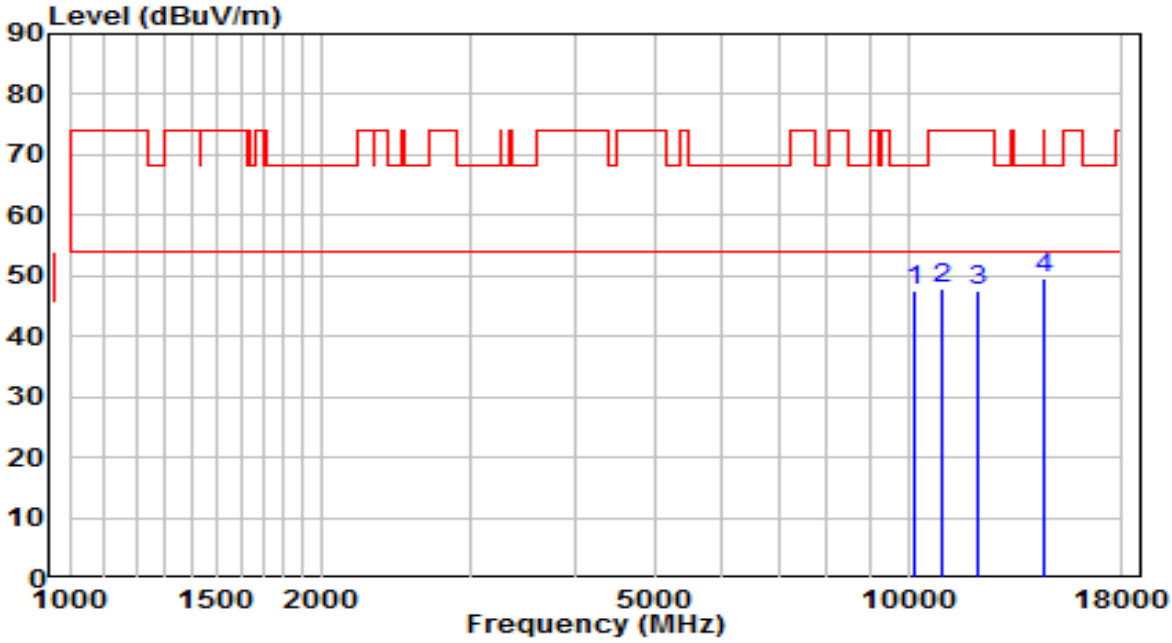

No		Frequency (MHz)	Reading (dBμV)	C.F (dB/m)	Measurement (dBμV/m)	Margin (dB)	Limit (dBμV/m)	Remark (QP/PK/AV)
1		10146.000	30.55	17.03	47.58	-20.62	68.20	Peak
2		10945.000	28.77	18.97	47.74	-26.26	74.00	Peak
3		12067.000	28.66	18.91	47.57	-26.43	74.00	Peak
4	*	14532.000	26.82	22.70	49.52	-18.68	68.20	Peak

Note:

1. " *", means this data is the worst emission level.
2. C.F (Correction Factor) = Antenna Factor (dB/m) + Cable Loss (dB) – Preamplifier(dB).
3. Measurement(dBμV/m) = Reading(dBμV) + C.F (Correction Factor).
4. Average measurements were not performed when peak levels lower than the average limits.

EUT	ACCESS POINT	Date of Test	2022-09-06
Factor	BBHA 9120D (1GHz~18GHz)_2022	Temp. / Humidity	25.1°C/48.8%
Polarity	Vertical	Site / Test Engineer	AC1 / Jay Chu
Test Mode	Transmit by 802.11ax-HE20 at 5300MHz	Test Voltage	120V/60Hz

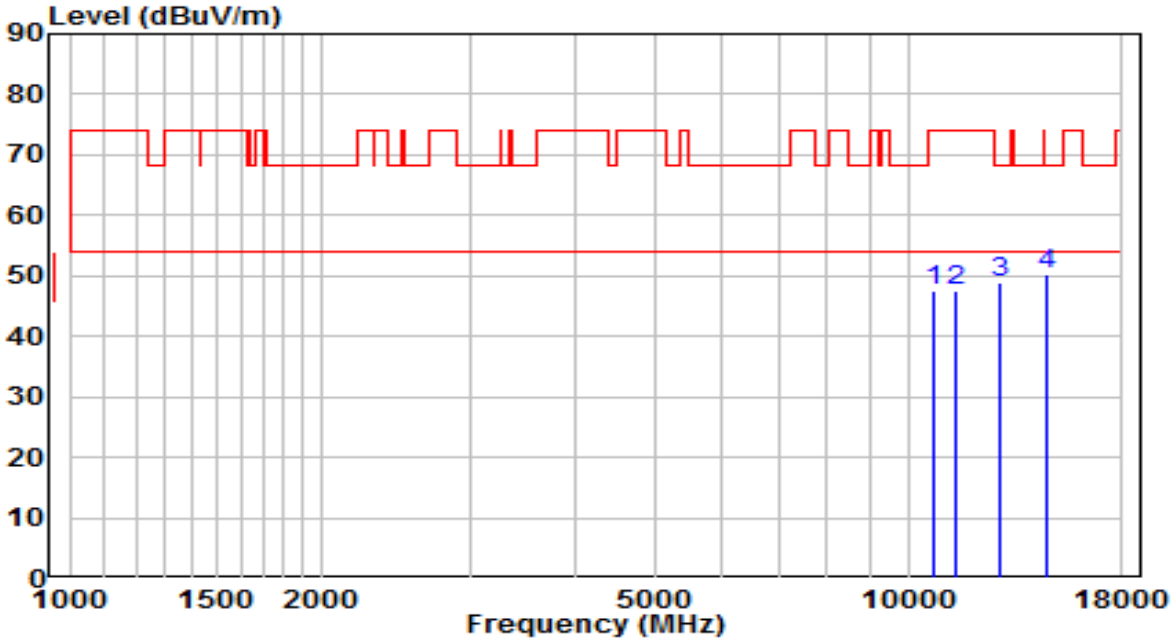

No		Frequency (MHz)	Reading (dBμV)	C.F (dB/m)	Measurement (dBμV/m)	Margin (dB)	Limit (dBμV/m)	Remark (QP/PK/AV)
1		10732.500	28.71	18.75	47.46	-26.54	74.00	Peak
2		11395.500	27.61	19.84	47.44	-26.56	74.00	Peak
3		12874.500	29.13	19.69	48.82	-19.38	68.20	Peak
4	*	14617.000	27.55	22.62	50.17	-18.03	68.20	Peak

Note:

1. " *", means this data is the worst emission level.
2. C.F (Correction Factor) = Antenna Factor (dB/m) + Cable Loss (dB) – Preamplifier(dB).
3. Measurement(dBμV/m) = Reading(dBμV) + C.F (Correction Factor).
4. Average measurements were not performed when peak levels lower than the average limits.

EUT	ACCESS POINT	Date of Test	2022-09-06
Factor	BBHA 9120D (1GHz~18GHz)_2022	Temp. / Humidity	25.1°C/48.8%
Polarity	Horizontal	Site / Test Engineer	AC1 / Jay Chu
Test Mode	Transmit by 802.11ax-HE20 at 5320MHz	Test Voltage	120V/60Hz

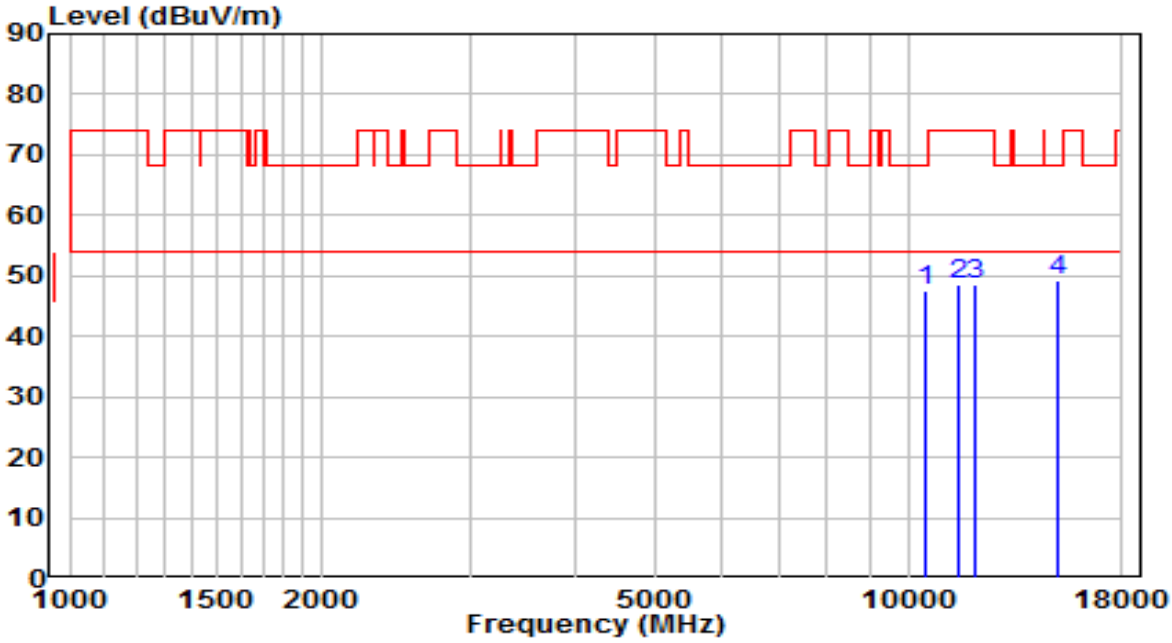

No		Frequency (MHz)	Reading (dBμV)	C.F (dB/m)	Measurement (dBμV/m)	Margin (dB)	Limit (dBμV/m)	Remark (QP/PK/AV)
1		10486.000	29.10	18.44	47.55	-20.65	68.20	Peak
2		11514.500	28.64	20.02	48.66	-25.34	74.00	Peak
3		11990.500	29.50	18.99	48.49	-25.51	74.00	Peak
4	*	15050.500	27.16	22.17	49.33	-18.87	68.20	Peak

Note:

1. " *", means this data is the worst emission level.
2. C.F (Correction Factor) = Antenna Factor (dB/m) + Cable Loss (dB) – Preamplifier(dB).
3. Measurement(dBμV/m) = Reading(dBμV) + C.F (Correction Factor).
4. Average measurements were not performed when peak levels lower than the average limits.

EUT	ACCESS POINT	Date of Test	2022-09-06
Factor	BBHA 9120D (1GHz~18GHz)_2022	Temp. / Humidity	25.1°C/48.8%
Polarity	Vertical	Site / Test Engineer	AC1 / Jay Chu
Test Mode	Transmit by 802.11ax-HE20 at 5320MHz	Test Voltage	120V/60Hz

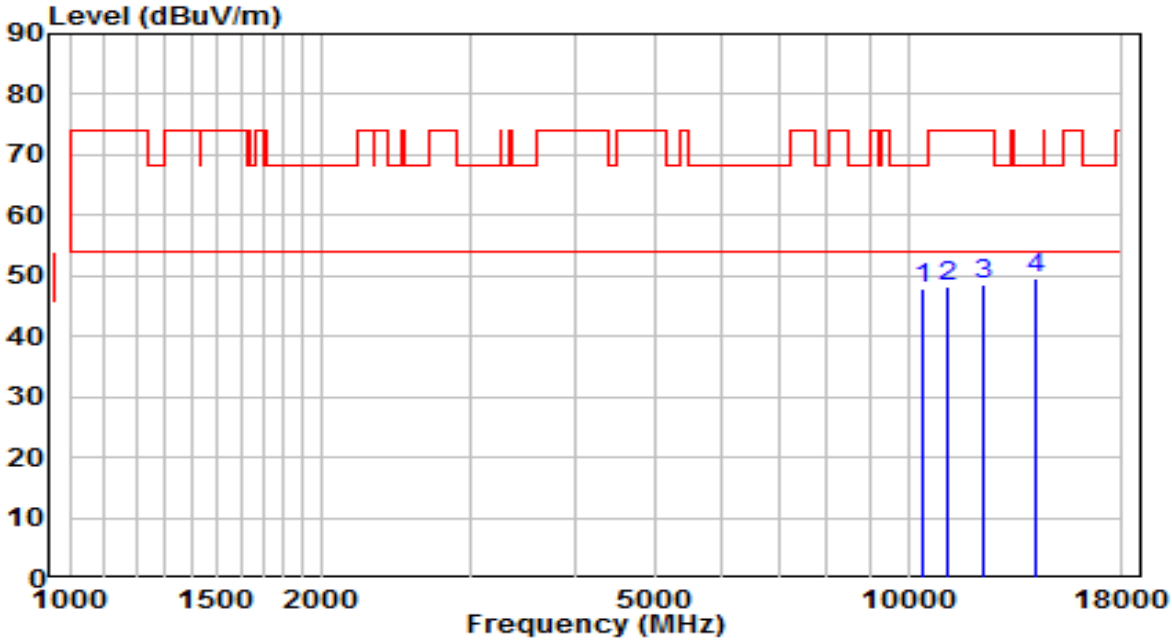

No		Frequency (MHz)	Reading (dBμV)	C.F (dB/m)	Measurement (dBμV/m)	Margin (dB)	Limit (dBμV/m)	Remark (QP/PK/AV)
1		10384.000	30.04	18.02	48.05	-20.15	68.20	Peak
2		11123.500	28.88	19.28	48.16	-25.84	74.00	Peak
3		12339.000	30.05	18.65	48.71	-25.29	74.00	Peak
4	*	14209.000	27.01	22.70	49.71	-18.49	68.20	Peak

Note:

1. " *", means this data is the worst emission level.
2. C.F (Correction Factor) = Antenna Factor (dB/m) + Cable Loss (dB) – Preamplifier(dB).
3. Measurement(dBμV/m) = Reading(dBμV) + C.F (Correction Factor).
4. Average measurements were not performed when peak levels lower than the average limits.

EUT	ACCESS POINT	Date of Test	2022-09-06
Factor	BBHA 9120D (1GHz~18GHz)_2022	Temp. / Humidity	25.1°C/48.8%
Polarity	Horizontal	Site / Test Engineer	AC1 / Jay Chu
Test Mode	Transmit by 802.11ax-HE20 at 5500MHz	Test Voltage	120V/60Hz

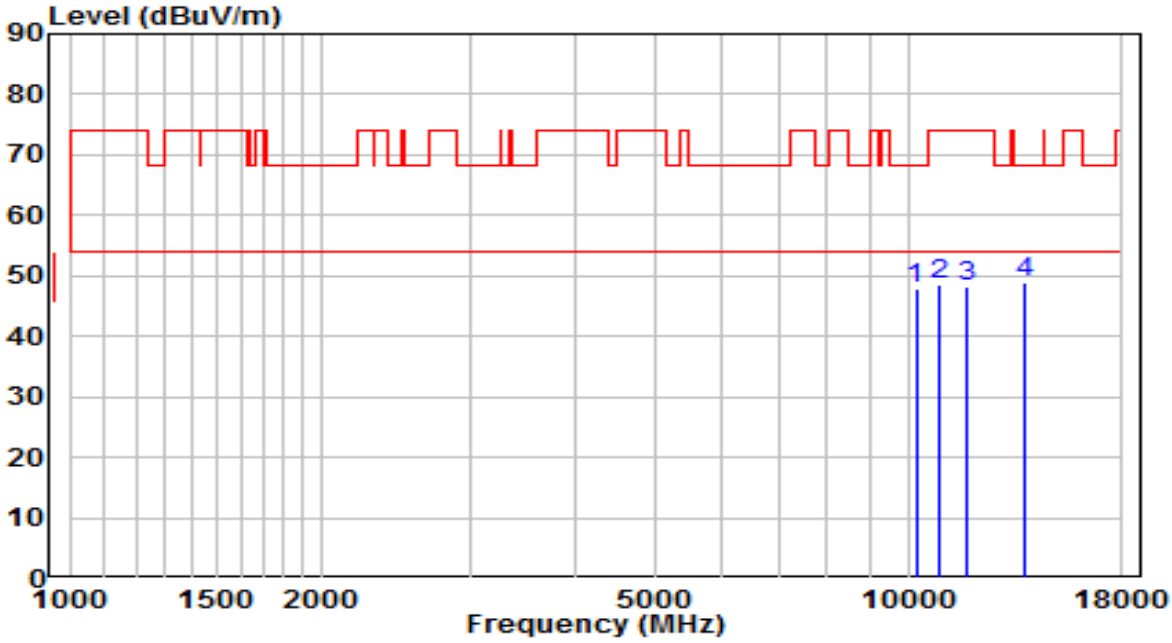

No		Frequency (MHz)	Reading (dBμV)	C.F (dB/m)	Measurement (dBμV/m)	Margin (dB)	Limit (dBμV/m)	Remark (QP/PK/AV)
1		10214.000	30.59	17.31	47.90	-20.30	68.20	Peak
2		10885.500	29.69	18.91	48.60	-25.40	74.00	Peak
3		11769.500	28.72	19.47	48.19	-25.81	74.00	Peak
4	*	13784.000	26.39	22.46	48.85	-19.35	68.20	Peak

Note:

1. " *", means this data is the worst emission level.
2. C.F (Correction Factor) = Antenna Factor (dB/m) + Cable Loss (dB) – Preamplifier(dB).
3. Measurement(dBμV/m) = Reading(dBμV) + C.F (Correction Factor).
4. Average measurements were not performed when peak levels lower than the average limits.

EUT	ACCESS POINT	Date of Test	2022-09-06
Factor	BBHA 9120D (1GHz~18GHz)_2022	Temp. / Humidity	25.1°C/48.8%
Polarity	Vertical	Site / Test Engineer	AC1 / Jay Chu
Test Mode	Transmit by 802.11ax-HE20 at 5500MHz	Test Voltage	120V/60Hz

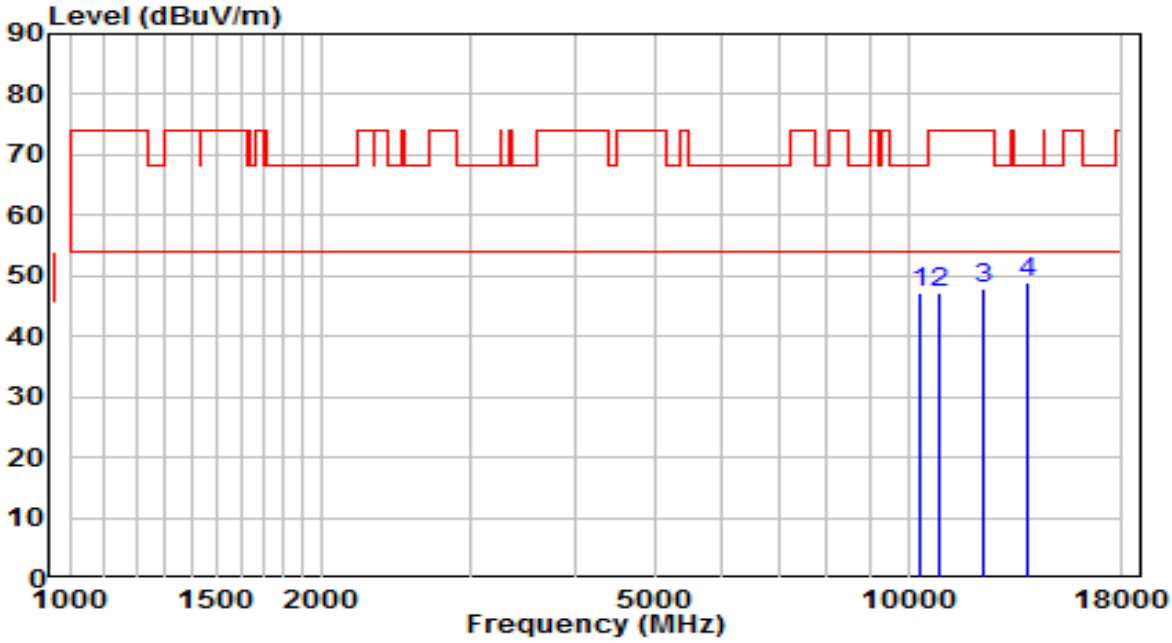

No		Frequency (MHz)	Reading (dBμV)	C.F (dB/m)	Measurement (dBμV/m)	Margin (dB)	Limit (dBμV/m)	Remark (QP/PK/AV)
1		10350.000	29.19	17.88	47.07	-21.13	68.20	Peak
2		10902.500	28.45	18.93	47.38	-26.62	74.00	Peak
3		12305.000	29.33	18.69	48.02	-25.98	74.00	Peak
4	*	13894.500	26.22	22.57	48.79	-19.41	68.20	Peak

Note:

1. " *", means this data is the worst emission level.
2. C.F (Correction Factor) = Antenna Factor (dB/m) + Cable Loss (dB) – Preamplifier(dB).
3. Measurement(dBμV/m) = Reading(dBμV) + C.F (Correction Factor).
4. Average measurements were not performed when peak levels lower than the average limits.

EUT	ACCESS POINT	Date of Test	2022-09-06
Factor	BBHA 9120D (1GHz~18GHz)_2022	Temp. / Humidity	25.1°C/48.8%
Polarity	Horizontal	Site / Test Engineer	AC1 / Jay Chu
Test Mode	Transmit by 802.11ax-HE20 at 5580MHz	Test Voltage	120V/60Hz

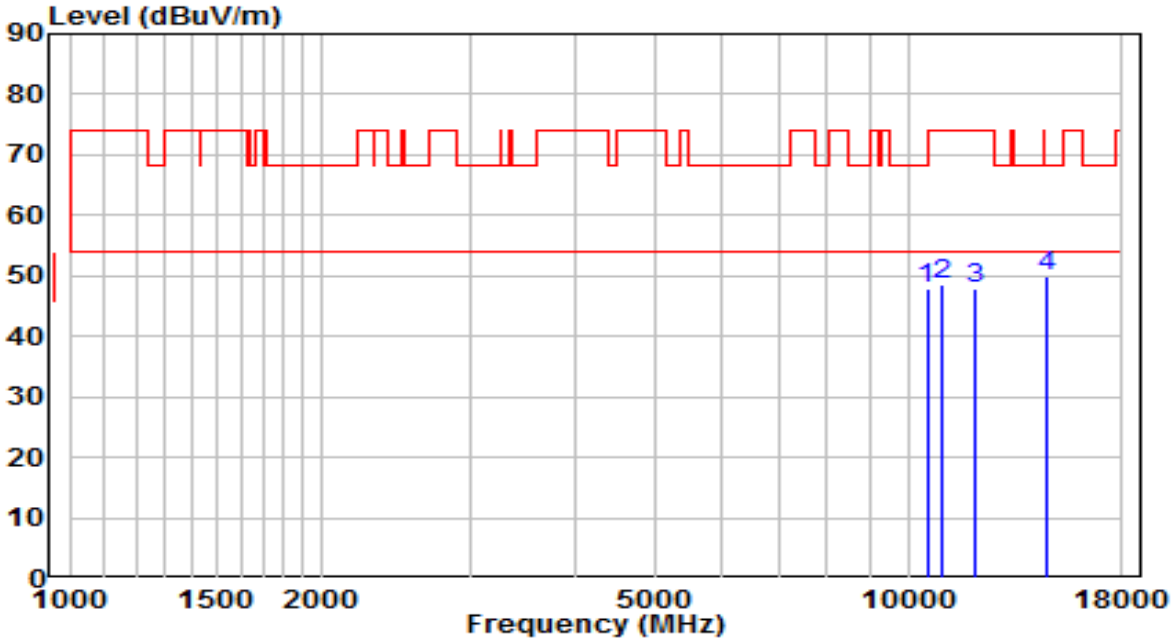

No		Frequency (MHz)	Reading (dBμV)	C.F (dB/m)	Measurement (dBμV/m)	Margin (dB)	Limit (dBμV/m)	Remark (QP/PK/AV)
1		10528.500	29.26	18.53	47.79	-20.41	68.20	Peak
2		10987.500	29.44	19.02	48.46	-25.54	74.00	Peak
3		12024.500	29.02	18.95	47.97	-26.03	74.00	Peak
4	*	14659.500	27.34	22.58	49.92	-18.28	68.20	Peak

Note:

1. " *", means this data is the worst emission level.
2. C.F (Correction Factor) = Antenna Factor (dB/m) + Cable Loss (dB) – Preamplifier(dB).
3. Measurement(dBμV/m) = Reading(dBμV) + C.F (Correction Factor).
4. Average measurements were not performed when peak levels lower than the average limits.

EUT	ACCESS POINT	Date of Test	2022-09-06
Factor	BBHA 9120D (1GHz~18GHz)_2022	Temp. / Humidity	25.1°C/48.8%
Polarity	Vertical	Site / Test Engineer	AC1 / Jay Chu
Test Mode	Transmit by 802.11ax-HE20 at 5580MHz	Test Voltage	120V/60Hz

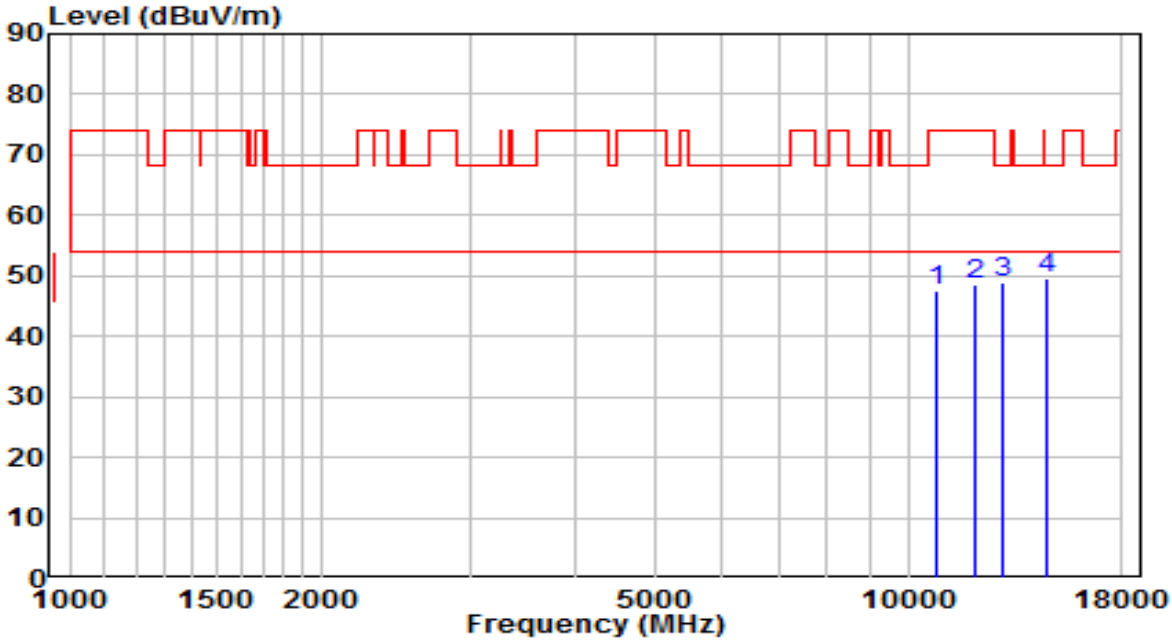

No		Frequency (MHz)	Reading (dBμV)	C.F (dB/m)	Measurement (dBμV/m)	Margin (dB)	Limit (dBμV/m)	Remark (QP/PK/AV)
1		10809.000	28.60	18.83	47.43	-26.57	74.00	Peak
2		12058.500	29.68	18.92	48.60	-25.40	74.00	Peak
3		13002.000	28.76	20.10	48.86	-19.34	68.20	Peak
4	*	14634.000	26.98	22.60	49.58	-18.62	68.20	Peak

Note:

1. " *", means this data is the worst emission level.
2. C.F (Correction Factor) = Antenna Factor (dB/m) + Cable Loss (dB) – Preamplifier(dB).
3. Measurement(dBμV/m) = Reading(dBμV) + C.F (Correction Factor).
4. Average measurements were not performed when peak levels lower than the average limits.

EUT	ACCESS POINT	Date of Test	2022-09-06
Factor	BBHA 9120D (1GHz~18GHz)_2022	Temp. / Humidity	25.1°C/48.8%
Polarity	Horizontal	Site / Test Engineer	AC1 / Jay Chu
Test Mode	Transmit by 802.11ax-HE20 at 5700MHz	Test Voltage	120V/60Hz

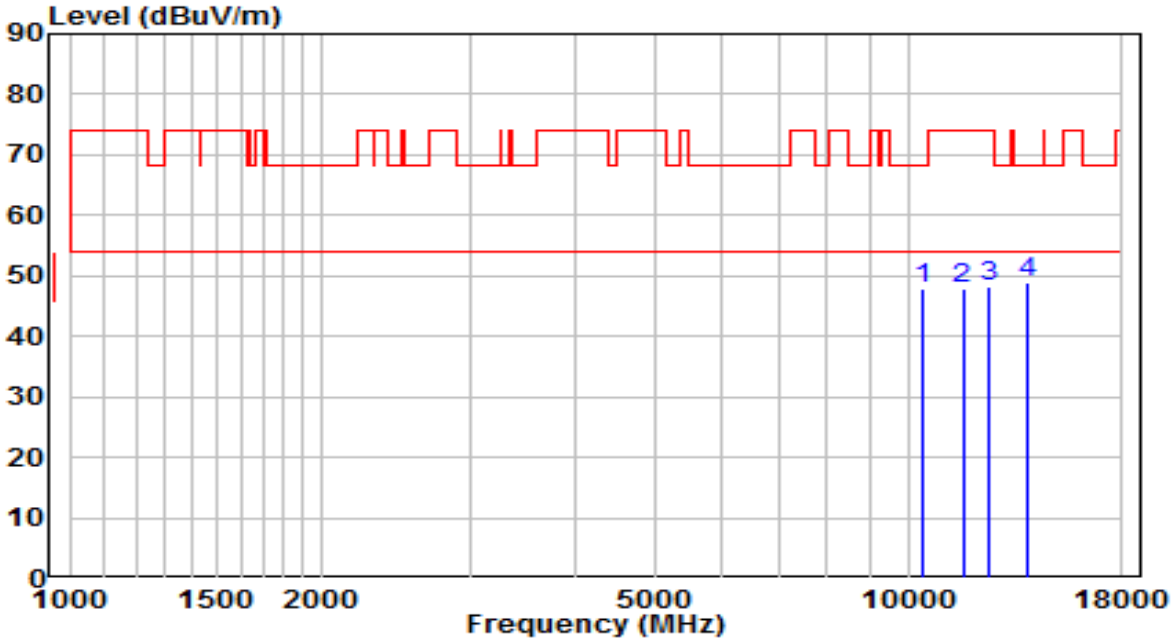

No		Frequency (MHz)	Reading (dBμV)	C.F (dB/m)	Measurement (dBμV/m)	Margin (dB)	Limit (dBμV/m)	Remark (QP/PK/AV)
1		10435.000	29.66	18.23	47.89	-20.31	68.20	Peak
2		11616.500	28.06	19.80	47.86	-26.14	74.00	Peak
3		12449.500	29.71	18.55	48.26	-25.74	74.00	Peak
4	*	13877.500	26.42	22.55	48.97	-19.23	68.20	Peak

Note:

1. " *", means this data is the worst emission level.
2. C.F (Correction Factor) = Antenna Factor (dB/m) + Cable Loss (dB) – Preamplifier(dB).
3. Measurement(dBμV/m) = Reading(dBμV) + C.F (Correction Factor).
4. Average measurements were not performed when peak levels lower than the average limits.

EUT	ACCESS POINT	Date of Test	2022-09-06
Factor	BBHA 9120D (1GHz~18GHz)_2022	Temp. / Humidity	25.1°C/48.8%
Polarity	Vertical	Site / Test Engineer	AC1 / Jay Chu
Test Mode	Transmit by 802.11ax-HE20 at 5700MHz	Test Voltage	120V/60Hz

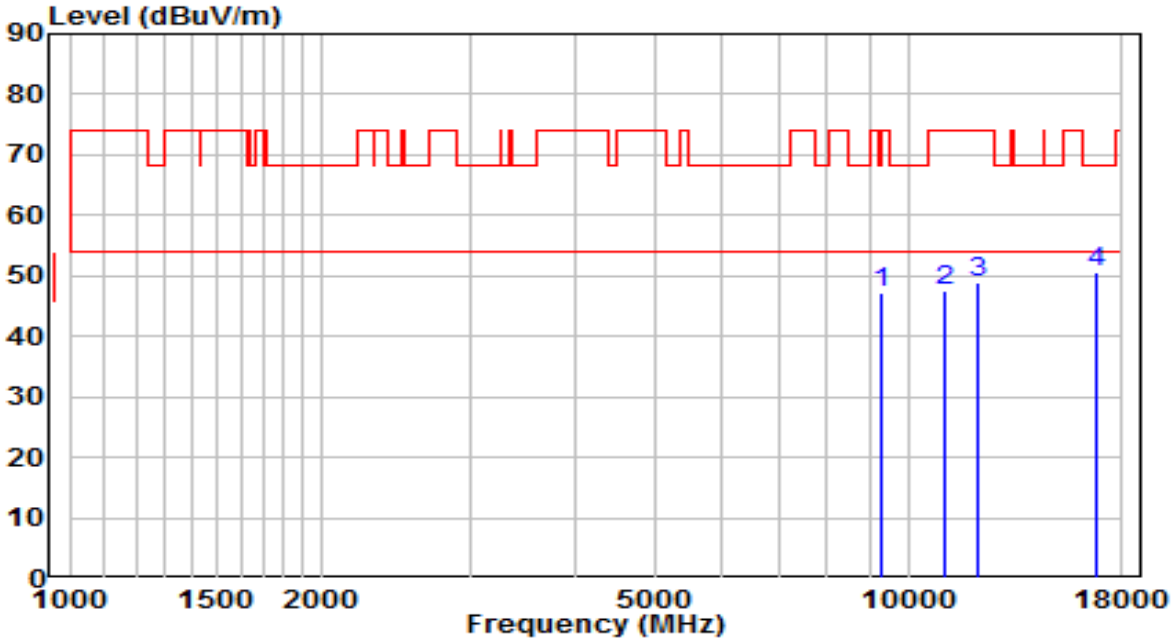

No		Frequency (MHz)	Reading (dBμV)	C.F (dB/m)	Measurement (dBμV/m)	Margin (dB)	Limit (dBμV/m)	Remark (QP/PK/AV)
1		9296.000	32.13	15.22	47.35	-20.85	68.20	Peak
2		11098.000	28.43	19.23	47.66	-26.34	74.00	Peak
3		12126.500	29.95	18.85	48.80	-25.20	74.00	Peak
4	*	16818.500	27.45	23.11	50.56	-17.64	68.20	Peak

Note:

1. " *", means this data is the worst emission level.
2. C.F (Correction Factor) = Antenna Factor (dB/m) + Cable Loss (dB) – Preamplifier(dB).
3. Measurement(dBμV/m) = Reading(dBμV) + C.F (Correction Factor).
4. Average measurements were not performed when peak levels lower than the average limits.

EUT	ACCESS POINT	Date of Test	2022-09-06
Factor	BBHA 9120D (1GHz~18GHz)_2022	Temp. / Humidity	25.1°C/48.8%
Polarity	Horizontal	Site / Test Engineer	AC1 / Jay Chu
Test Mode	Transmit by 802.11ax-HE20 at 5720MHz	Test Voltage	120V/60Hz

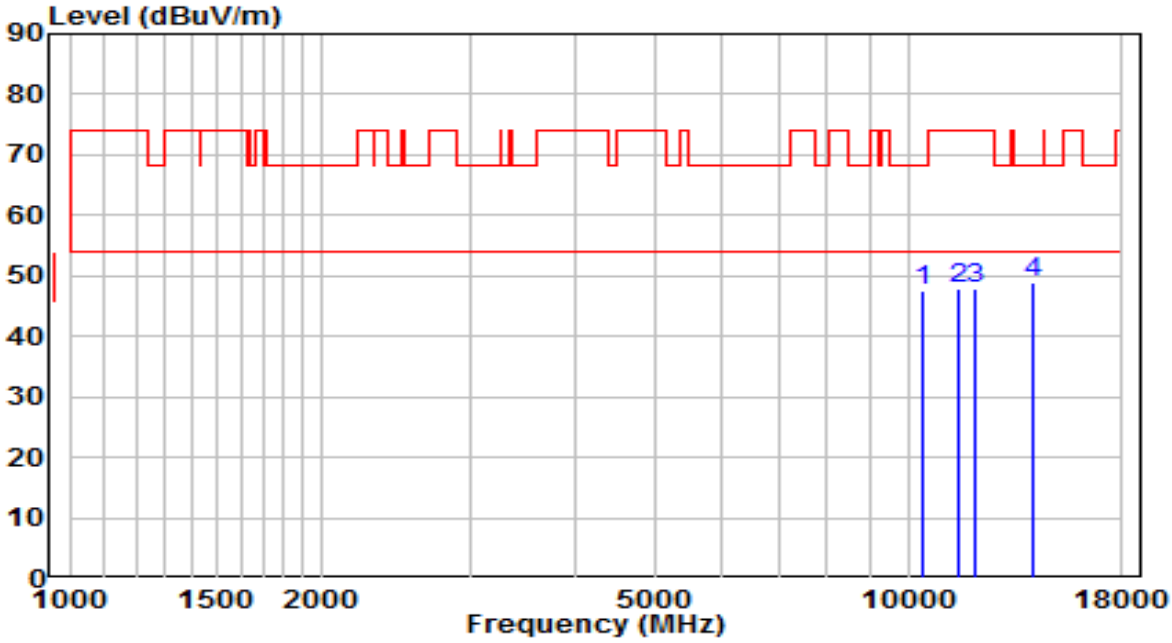

No		Frequency (MHz)	Reading (dBμV)	C.F (dB/m)	Measurement (dBμV/m)	Margin (dB)	Limit (dBμV/m)	Remark (QP/PK/AV)
1		10384.000	29.51	18.02	47.52	-20.68	68.20	Peak
2		11472.000	27.91	19.99	47.91	-26.09	74.00	Peak
3		12050.000	29.13	18.92	48.06	-25.94	74.00	Peak
4	*	14090.000	26.15	22.69	48.84	-19.36	68.20	Peak

Note:

1. " *", means this data is the worst emission level.
2. C.F (Correction Factor) = Antenna Factor (dB/m) + Cable Loss (dB) – Preamplifier(dB).
3. Measurement(dBμV/m) = Reading(dBμV) + C.F (Correction Factor).
4. Average measurements were not performed when peak levels lower than the average limits.

EUT	ACCESS POINT	Date of Test	2022-09-06
Factor	BBHA 9120D (1GHz~18GHz)_2022	Temp. / Humidity	25.1°C/48.8%
Polarity	Vertical	Site / Test Engineer	AC1 / Jay Chu
Test Mode	Transmit by 802.11ax-HE20 at 5720MHz	Test Voltage	120V/60Hz

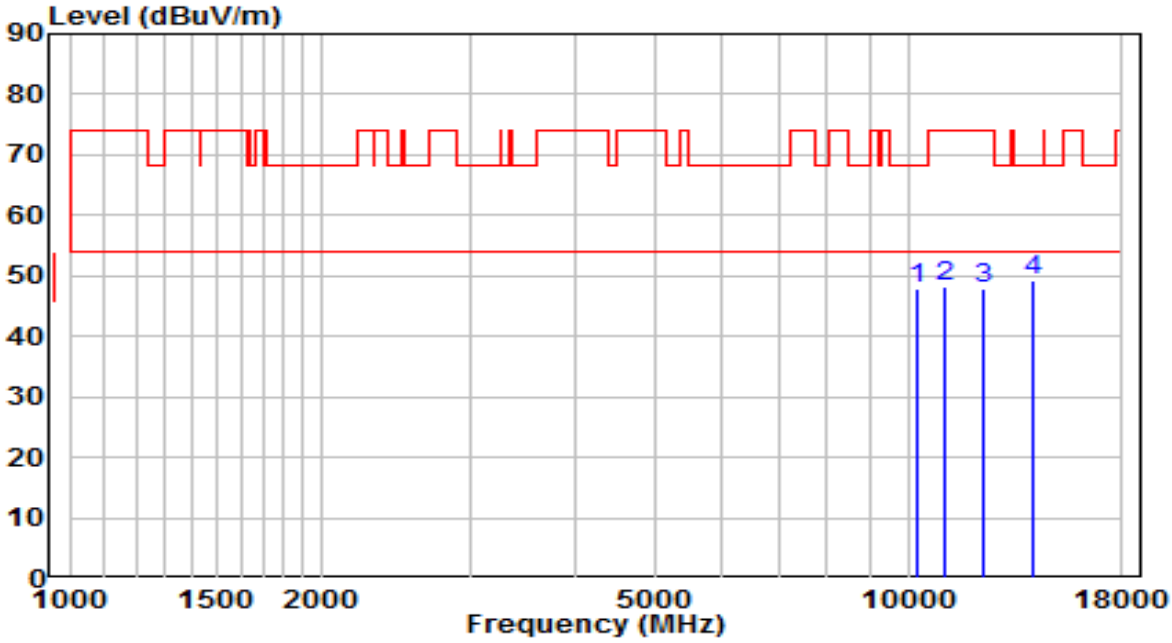

No		Frequency (MHz)	Reading (dBμV)	C.F (dB/m)	Measurement (dBμV/m)	Margin (dB)	Limit (dBμV/m)	Remark (QP/PK/AV)
1		10256.500	30.50	17.49	47.99	-20.21	68.20	Peak
2		11047.000	28.97	19.13	48.10	-25.90	74.00	Peak
3		12296.500	29.31	18.69	48.00	-26.00	74.00	Peak
4	*	14056.000	26.46	22.69	49.15	-19.05	68.20	Peak

Note:

1. " *", means this data is the worst emission level.
2. C.F (Correction Factor) = Antenna Factor (dB/m) + Cable Loss (dB) – Preamplifier(dB).
3. Measurement(dBμV/m) = Reading(dBμV) + C.F (Correction Factor).
4. Average measurements were not performed when peak levels lower than the average limits.

EUT	ACCESS POINT	Date of Test	2022-09-06
Factor	BBHA 9120D (1GHz~18GHz)_2022	Temp. / Humidity	25.1°C/48.8%
Polarity	Horizontal	Site / Test Engineer	AC1 / Jay Chu
Test Mode	Transmit by 802.11ax-HE20 at 5745MHz	Test Voltage	120V/60Hz

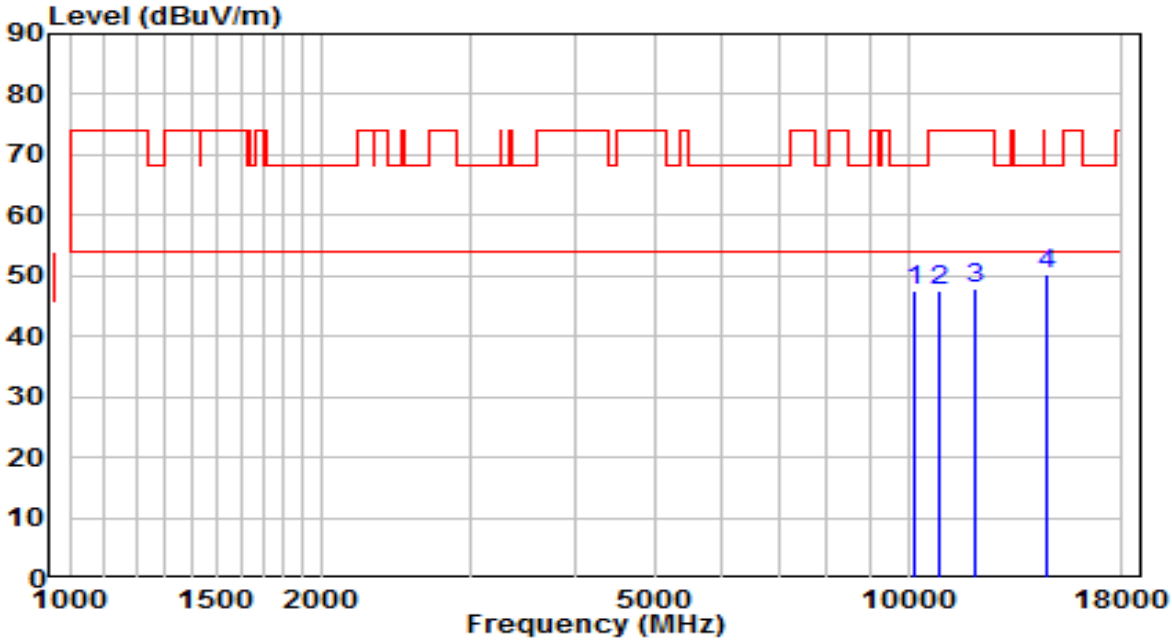

No		Frequency (MHz)	Reading (dBμV)	C.F (dB/m)	Measurement (dBμV/m)	Margin (dB)	Limit (dBμV/m)	Remark (QP/PK/AV)
1		10180.000	30.27	17.17	47.44	-20.76	68.20	Peak
2		10885.500	28.64	18.91	47.55	-26.45	74.00	Peak
3		11999.000	29.03	18.97	48.00	-26.00	74.00	Peak
4	*	14617.000	27.49	22.62	50.11	-18.09	68.20	Peak

Note:

1. " *", means this data is the worst emission level.
2. C.F (Correction Factor) = Antenna Factor (dB/m) + Cable Loss (dB) – Preamplifier(dB).
3. Measurement(dBμV/m) = Reading(dBμV) + C.F (Correction Factor).
4. Average measurements were not performed when peak levels lower than the average limits.

EUT	ACCESS POINT	Date of Test	2022-09-06
Factor	BBHA 9120D (1GHz~18GHz)_2022	Temp. / Humidity	25.1°C/48.8%
Polarity	Vertical	Site / Test Engineer	AC1 / Jay Chu
Test Mode	Transmit by 802.11ax-HE20 at 5745MHz	Test Voltage	120V/60Hz

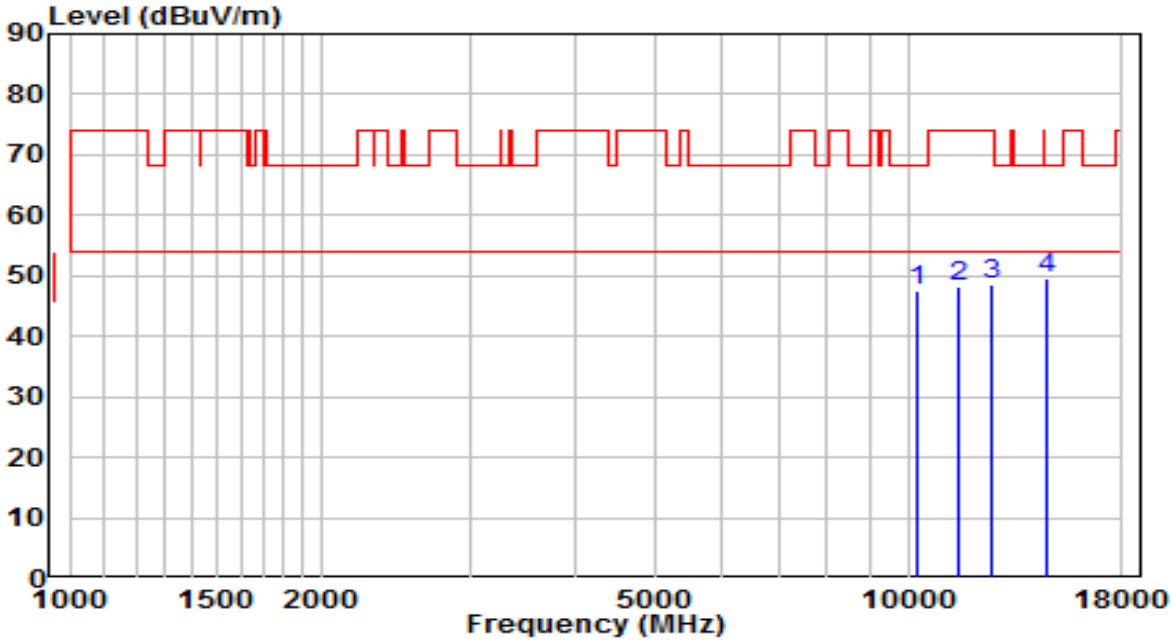

No		Frequency (MHz)	Reading (dBμV)	C.F (dB/m)	Measurement (dBμV/m)	Margin (dB)	Limit (dBμV/m)	Remark (QP/PK/AV)
1		10239.500	30.25	17.42	47.66	-20.54	68.20	Peak
2		11506.000	28.18	20.04	48.21	-25.79	74.00	Peak
3		12543.000	29.77	18.64	48.41	-25.59	74.00	Peak
4	*	14591.500	27.01	22.64	49.65	-18.55	68.20	Peak

Note:

1. " *", means this data is the worst emission level.
2. C.F (Correction Factor) = Antenna Factor (dB/m) + Cable Loss (dB) – Preamplifier(dB).
3. Measurement(dBμV/m) = Reading(dBμV) + C.F (Correction Factor).
4. Average measurements were not performed when peak levels lower than the average limits.

EUT	ACCESS POINT	Date of Test	2022-09-06
Factor	BBHA 9120D (1GHz~18GHz)_2022	Temp. / Humidity	25.1°C/48.8%
Polarity	Horizontal	Site / Test Engineer	AC1 / Jay Chu
Test Mode	Transmit by 802.11ax-HE20 at 5785MHz	Test Voltage	120V/60Hz

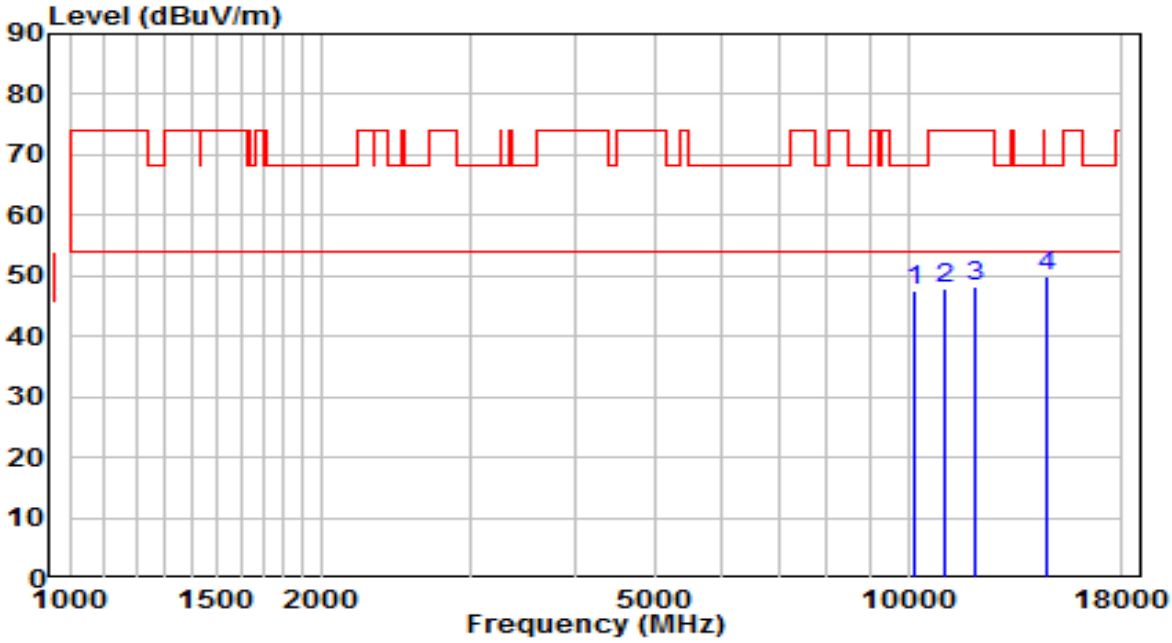

No		Frequency (MHz)	Reading (dBμV)	C.F (dB/m)	Measurement (dBμV/m)	Margin (dB)	Limit (dBμV/m)	Remark (QP/PK/AV)
1		10180.000	30.38	17.17	47.55	-20.65	68.20	Peak
2		11064.000	28.85	19.16	48.01	-25.99	74.00	Peak
3		12058.500	29.19	18.92	48.10	-25.90	74.00	Peak
4	*	14625.500	27.44	22.61	50.04	-18.16	68.20	Peak

Note:

1. " *", means this data is the worst emission level.
2. C.F (Correction Factor) = Antenna Factor (dB/m) + Cable Loss (dB) – Preamplifier(dB).
3. Measurement(dBμV/m) = Reading(dBμV) + C.F (Correction Factor).
4. Average measurements were not performed when peak levels lower than the average limits.

EUT	ACCESS POINT	Date of Test	2022-09-06
Factor	BBHA 9120D (1GHz~18GHz)_2022	Temp. / Humidity	25.1°C/48.8%
Polarity	Vertical	Site / Test Engineer	AC1 / Jay Chu
Test Mode	Transmit by 802.11ax-HE20 at 5785MHz	Test Voltage	120V/60Hz

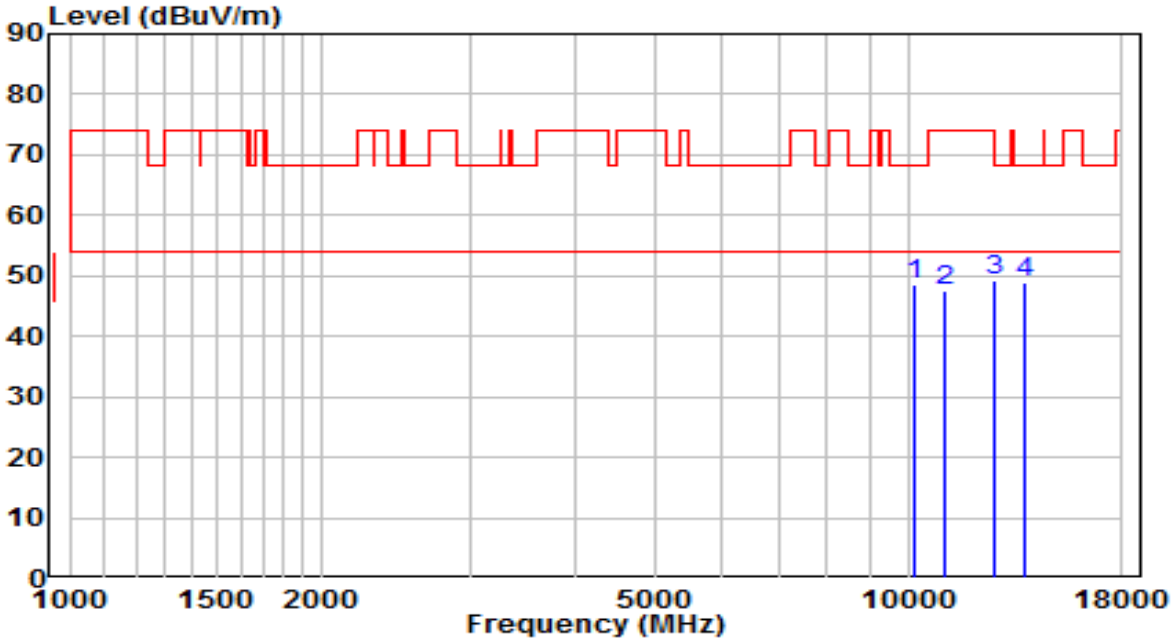

No		Frequency (MHz)	Reading (dBμV)	C.F (dB/m)	Measurement (dBμV/m)	Margin (dB)	Limit (dBμV/m)	Remark (QP/PK/AV)
1		10180.000	31.36	17.17	48.53	-19.67	68.20	Peak
2		11098.000	28.35	19.23	47.58	-26.42	74.00	Peak
3		12670.500	30.14	19.05	49.18	-24.82	74.00	Peak
4	*	13801.000	26.57	22.48	49.04	-19.16	68.20	Peak

Note:

1. " *", means this data is the worst emission level.
2. C.F (Correction Factor) = Antenna Factor (dB/m) + Cable Loss (dB) – Preamplifier(dB).
3. Measurement(dBμV/m) = Reading(dBμV) + C.F (Correction Factor).
4. Average measurements were not performed when peak levels lower than the average limits.

EUT	ACCESS POINT	Date of Test	2022-09-06
Factor	BBHA 9120D (1GHz~18GHz)_2022	Temp. / Humidity	25.1°C/48.8%
Polarity	Horizontal	Site / Test Engineer	AC1 / Jay Chu
Test Mode	Transmit by 802.11ax-HE20 at 5825MHz	Test Voltage	120V/60Hz

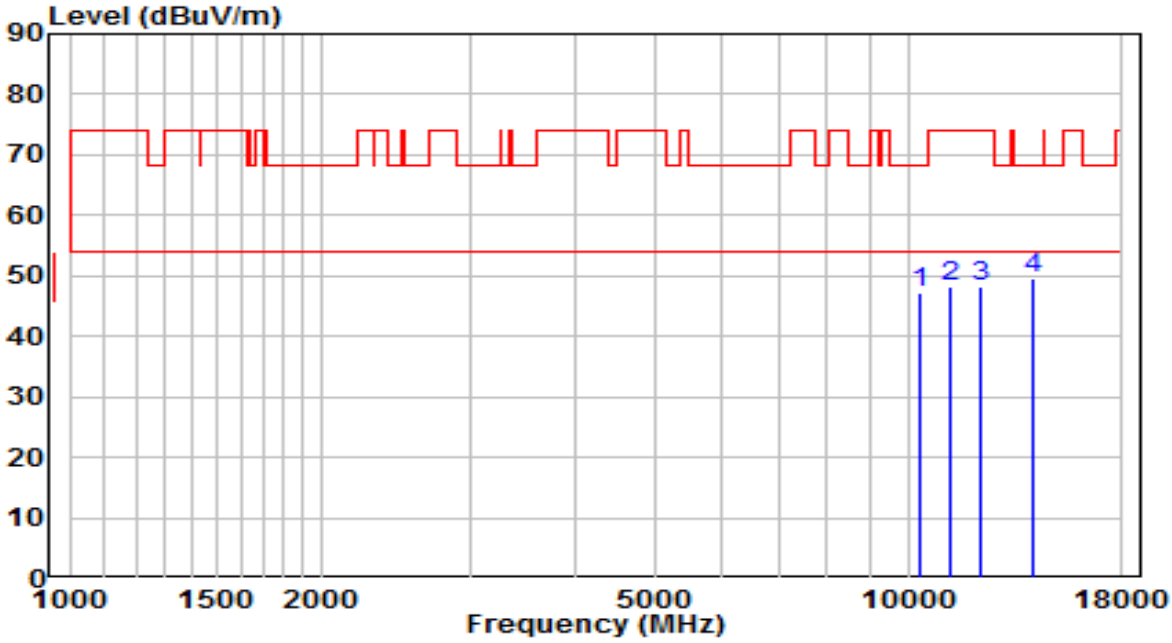

No		Frequency (MHz)	Reading (dBμV)	C.F (dB/m)	Measurement (dBμV/m)	Margin (dB)	Limit (dBμV/m)	Remark (QP/PK/AV)
1		10358.500	29.45	17.91	47.36	-20.84	68.20	Peak
2		11234.000	28.61	19.51	48.12	-25.88	74.00	Peak
3		12228.500	29.63	18.76	48.39	-25.61	74.00	Peak
4	*	14124.000	26.76	22.69	49.45	-18.75	68.20	Peak

Note:

1. " *", means this data is the worst emission level.
2. C.F (Correction Factor) = Antenna Factor (dB/m) + Cable Loss (dB) – Preamplifier(dB).
3. Measurement(dBμV/m) = Reading(dBμV) + C.F (Correction Factor).
4. Average measurements were not performed when peak levels lower than the average limits.

EUT	ACCESS POINT	Date of Test	2022-09-06
Factor	BBHA 9120D (1GHz~18GHz)_2022	Temp. / Humidity	25.1°C/48.8%
Polarity	Vertical	Site / Test Engineer	AC1 / Jay Chu
Test Mode	Transmit by 802.11ax-HE20 at 5825MHz	Test Voltage	120V/60Hz

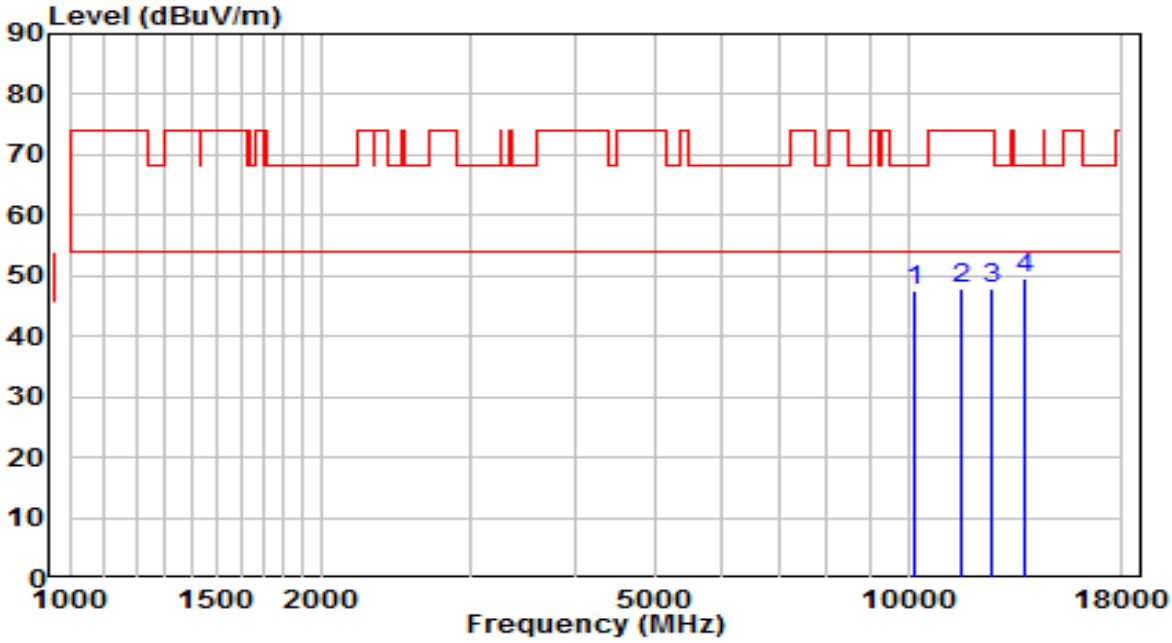

No		Frequency (MHz)	Reading (dBμV)	C.F (dB/m)	Measurement (dBμV/m)	Margin (dB)	Limit (dBμV/m)	Remark (QP/PK/AV)
1		10180.000	30.22	17.17	47.39	-20.81	68.20	Peak
2		11540.000	28.09	19.96	48.05	-25.95	74.00	Peak
3		12551.500	29.36	18.67	48.02	-25.98	74.00	Peak
4	*	13724.500	27.28	22.40	49.68	-18.52	68.20	Peak

Note:

1. " *", means this data is the worst emission level.
2. C.F (Correction Factor) = Antenna Factor (dB/m) + Cable Loss (dB) – Preamplifier(dB).
3. Measurement(dBμV/m) = Reading(dBμV) + C.F (Correction Factor).
4. Average measurements were not performed when peak levels lower than the average limits.

EUT	ACCESS POINT	Date of Test	2022-09-06
Factor	BBHA 9120D (1GHz~18GHz)_2022	Temp. / Humidity	25.1°C/48.8%
Polarity	Horizontal	Site / Test Engineer	AC1 / Jay Chu
Test Mode	Transmit by 802.11ax-HE40 at 5190MHz	Test Voltage	120V/60Hz

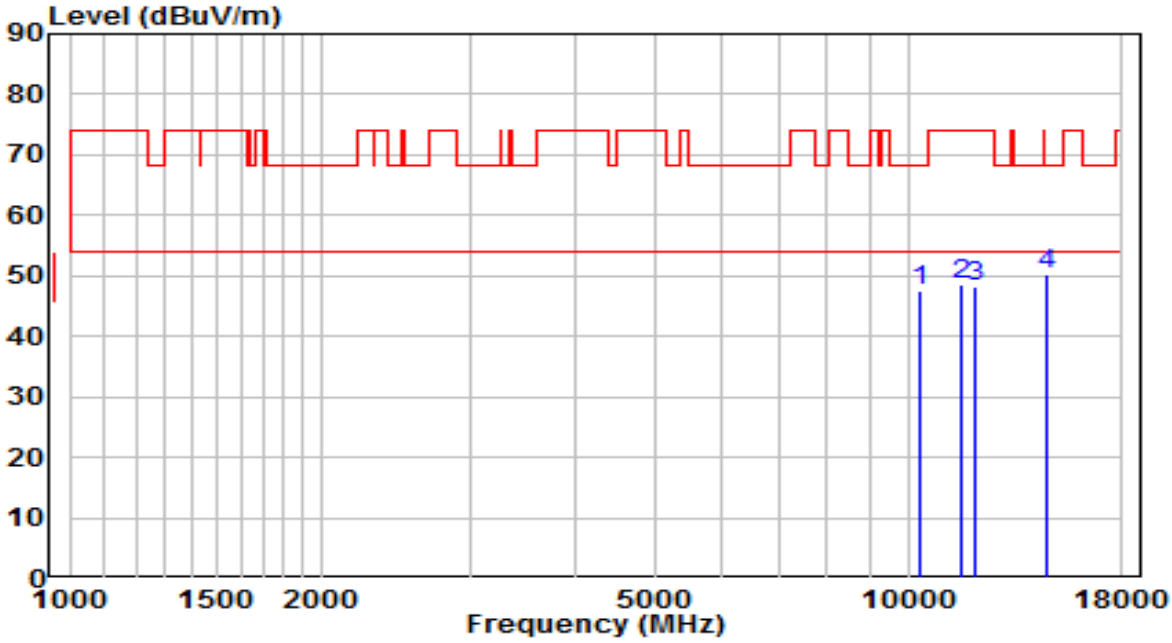

No		Frequency (MHz)	Reading (dBμV)	C.F (dB/m)	Measurement (dBμV/m)	Margin (dB)	Limit (dBμV/m)	Remark (QP/PK/AV)
1		10367.000	29.69	17.95	47.64	-20.56	68.20	Peak
2		11565.500	28.63	19.91	48.54	-25.46	74.00	Peak
3		12058.500	29.21	18.92	48.12	-25.88	74.00	Peak
4	*	14617.000	27.67	22.62	50.29	-17.91	68.20	Peak

Note:

1. " *", means this data is the worst emission level.
2. C.F (Correction Factor) = Antenna Factor (dB/m) + Cable Loss (dB) – Preamplifier(dB).
3. Measurement(dBμV/m) = Reading(dBμV) + C.F (Correction Factor).
4. Average measurements were not performed when peak levels lower than the average limits.

EUT	ACCESS POINT	Date of Test	2022-09-06
Factor	BBHA 9120D (1GHz~18GHz)_2022	Temp. / Humidity	25.1°C/48.8%
Polarity	Vertical	Site / Test Engineer	AC1 / Jay Chu
Test Mode	Transmit by 802.11ax-HE40 at 5190MHz	Test Voltage	120V/60Hz

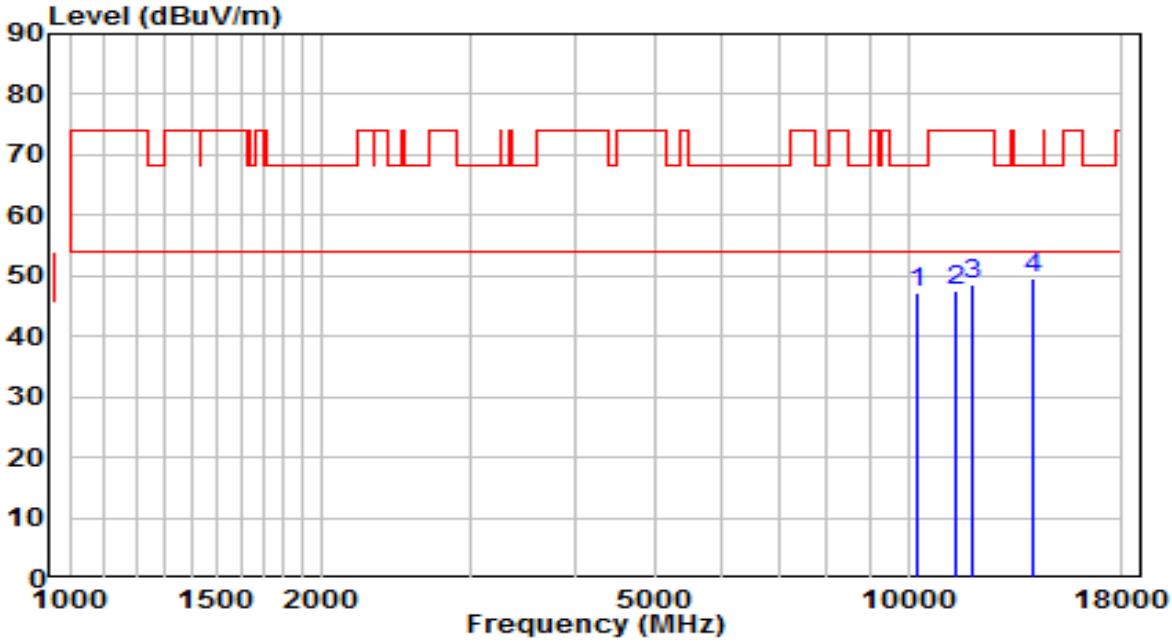

No		Frequency (MHz)	Reading (dBμV)	C.F (dB/m)	Measurement (dBμV/m)	Margin (dB)	Limit (dBμV/m)	Remark (QP/PK/AV)
1		10282.000	29.66	17.59	47.25	-20.95	68.20	Peak
2		11429.500	27.70	19.91	47.61	-26.39	74.00	Peak
3		11897.000	29.24	19.19	48.43	-25.57	74.00	Peak
4	*	14098.500	26.97	22.69	49.66	-18.54	68.20	Peak

Note:

1. " *", means this data is the worst emission level.
2. C.F (Correction Factor) = Antenna Factor (dB/m) + Cable Loss (dB) – Preamplifier(dB).
3. Measurement(dBμV/m) = Reading(dBμV) + C.F (Correction Factor).
4. Average measurements were not performed when peak levels lower than the average limits.

EUT	ACCESS POINT	Date of Test	2022-09-06
Factor	BBHA 9120D (1GHz~18GHz)_2022	Temp. / Humidity	25.1°C/48.8%
Polarity	Horizontal	Site / Test Engineer	AC1 / Jay Chu
Test Mode	Transmit by 802.11ax-HE40 at 5230MHz	Test Voltage	120V/60Hz

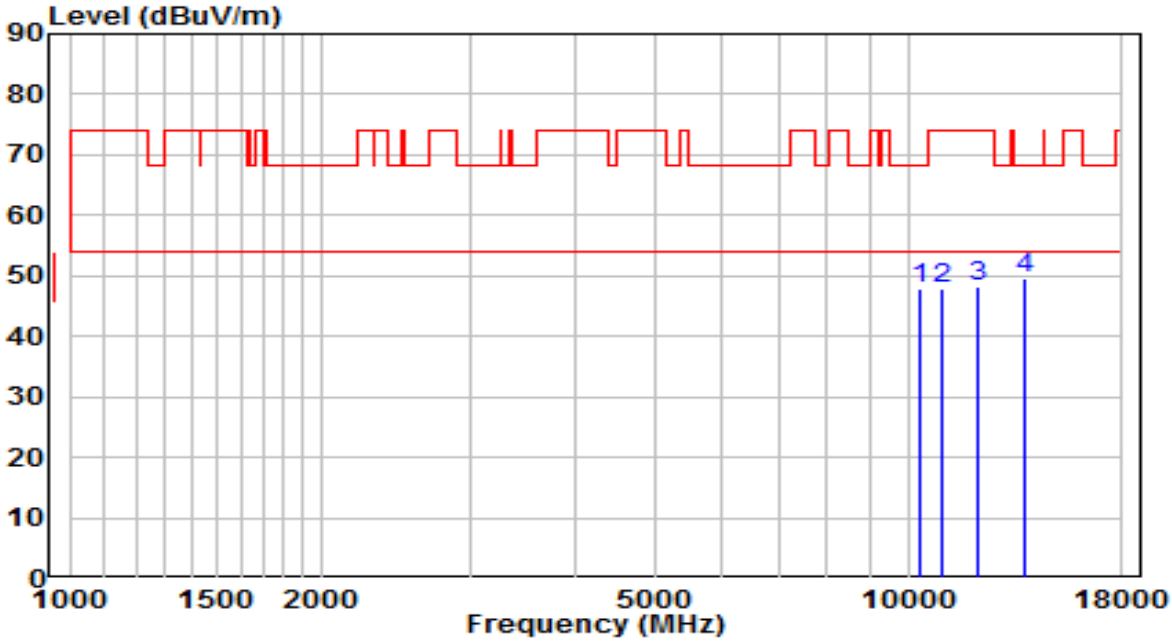

No		Frequency (MHz)	Reading (dBμV)	C.F (dB/m)	Measurement (dBμV/m)	Margin (dB)	Limit (dBμV/m)	Remark (QP/PK/AV)
1		10307.500	30.32	17.70	48.02	-20.18	68.20	Peak
2		10996.000	28.92	19.03	47.94	-26.06	74.00	Peak
3		12118.000	29.24	18.86	48.10	-25.90	74.00	Peak
4	*	13733.000	27.17	22.40	49.58	-18.62	68.20	Peak

Note:

1. " *", means this data is the worst emission level.
2. C.F (Correction Factor) = Antenna Factor (dB/m) + Cable Loss (dB) – Preamplifier(dB).
3. Measurement(dBμV/m) = Reading(dBμV) + C.F (Correction Factor).
4. Average measurements were not performed when peak levels lower than the average limits.

EUT	ACCESS POINT	Date of Test	2022-09-06
Factor	BBHA 9120D (1GHz~18GHz)_2022	Temp. / Humidity	25.1°C/48.8%
Polarity	Vertical	Site / Test Engineer	AC1 / Jay Chu
Test Mode	Transmit by 802.11ax-HE40 at 5230MHz	Test Voltage	120V/60Hz

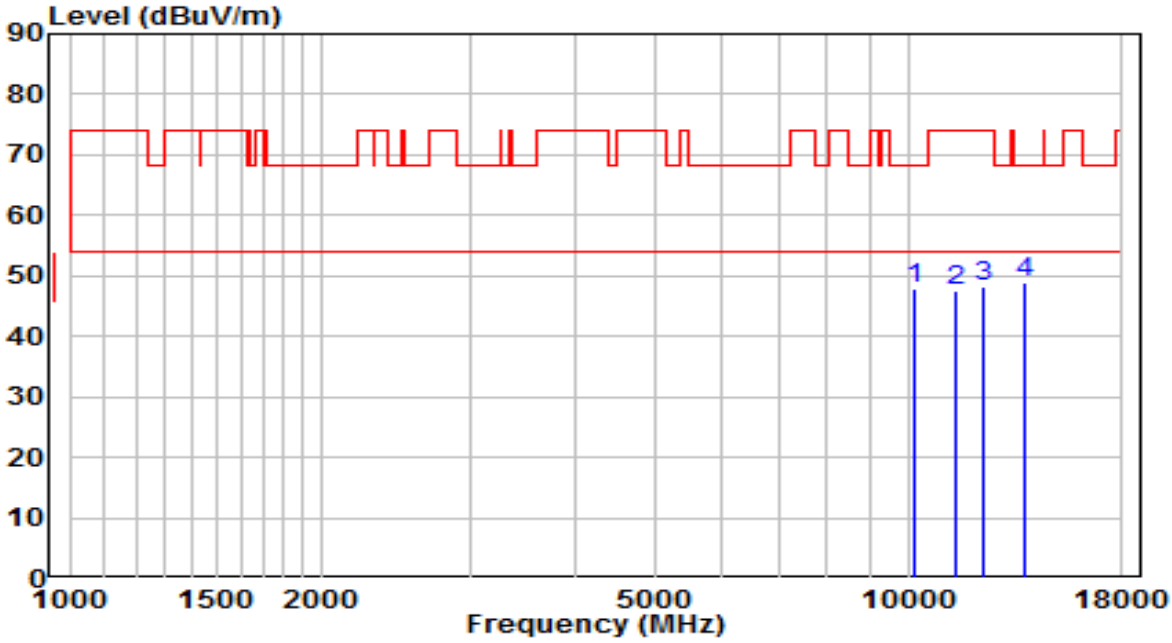

No		Frequency (MHz)	Reading (dBμV)	C.F (dB/m)	Measurement (dBμV/m)	Margin (dB)	Limit (dBμV/m)	Remark (QP/PK/AV)
1		10146.000	30.79	17.03	47.82	-20.38	68.20	Peak
2		11412.500	27.59	19.87	47.46	-26.54	74.00	Peak
3		12262.500	29.61	18.73	48.34	-25.66	74.00	Peak
4	*	13809.500	26.55	22.48	49.03	-19.17	68.20	Peak

Note:

1. " *", means this data is the worst emission level.
2. C.F (Correction Factor) = Antenna Factor (dB/m) + Cable Loss (dB) – Preamplifier(dB).
3. Measurement(dBμV/m) = Reading(dBμV) + C.F (Correction Factor).
4. Average measurements were not performed when peak levels lower than the average limits.

EUT	ACCESS POINT	Date of Test	2022-09-06
Factor	BBHA 9120D (1GHz~18GHz)_2022	Temp. / Humidity	25.1°C/48.8%
Polarity	Horizontal	Site / Test Engineer	AC1 / Jay Chu
Test Mode	Transmit by 802.11ax-HE40 at 5270MHz	Test Voltage	120V/60Hz

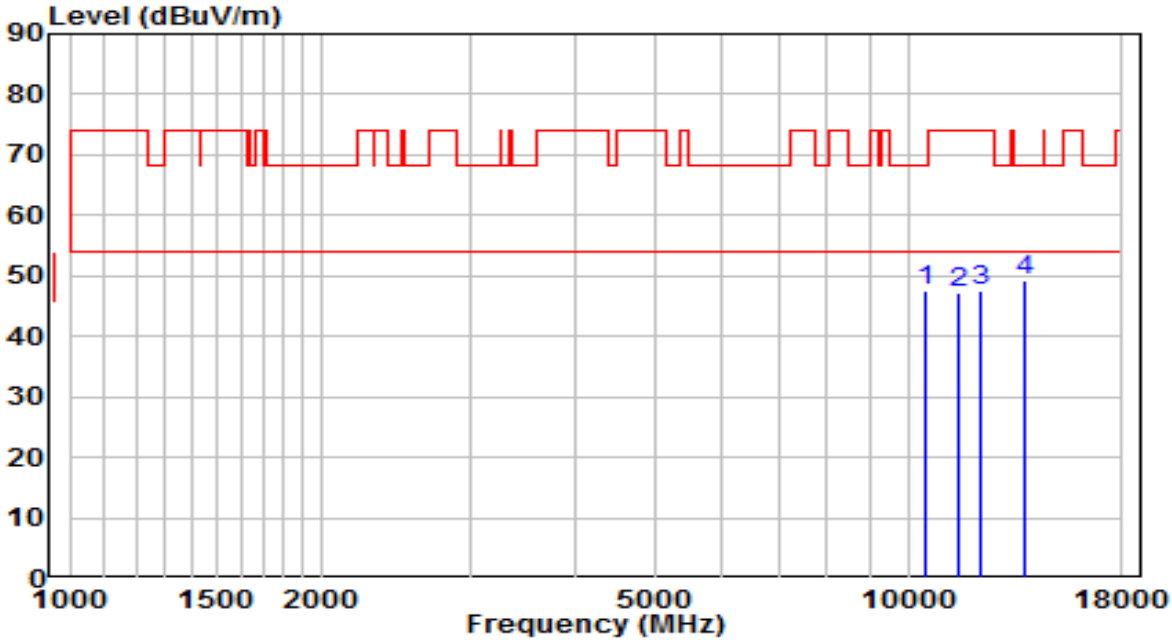

No		Frequency (MHz)	Reading (dBμV)	C.F (dB/m)	Measurement (dBμV/m)	Margin (dB)	Limit (dBμV/m)	Remark (QP/PK/AV)
1		10520.000	28.98	18.52	47.51	-20.69	68.20	Peak
2		11506.000	27.32	20.04	47.35	-26.65	74.00	Peak
3		12177.500	28.70	18.80	47.50	-26.50	74.00	Peak
4	*	13792.500	26.80	22.47	49.27	-18.93	68.20	Peak

Note:

1. " *", means this data is the worst emission level.
2. C.F (Correction Factor) = Antenna Factor (dB/m) + Cable Loss (dB) – Preamplifier(dB).
3. Measurement(dBμV/m) = Reading(dBμV) + C.F (Correction Factor).
4. Average measurements were not performed when peak levels lower than the average limits.

EUT	ACCESS POINT	Date of Test	2022-09-06
Factor	BBHA 9120D (1GHz~18GHz)_2022	Temp. / Humidity	25.1°C/48.8%
Polarity	Vertical	Site / Test Engineer	AC1 / Jay Chu
Test Mode	Transmit by 802.11ax-HE40 at 5270MHz	Test Voltage	120V/60Hz

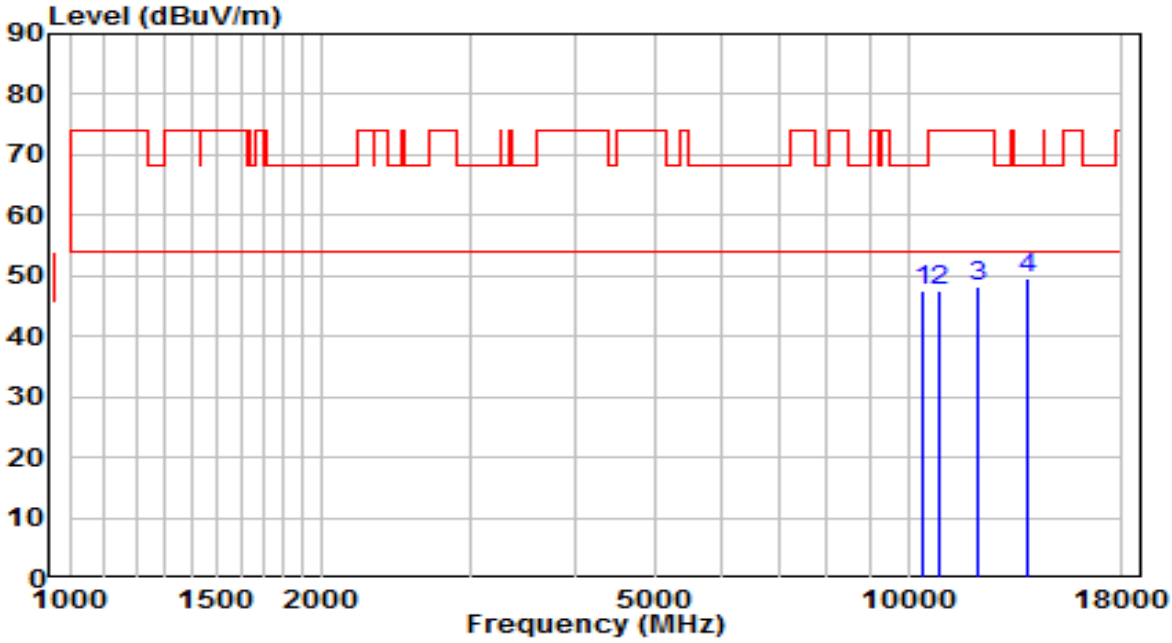

No		Frequency (MHz)	Reading (dBμV)	C.F (dB/m)	Measurement (dBμV/m)	Margin (dB)	Limit (dBμV/m)	Remark (QP/PK/AV)
1		10409.500	29.55	18.12	47.67	-20.53	68.20	Peak
2		10894.000	28.78	18.92	47.70	-26.30	74.00	Peak
3		12101.000	29.42	18.88	48.30	-25.70	74.00	Peak
4	*	13911.500	27.10	22.59	49.68	-18.52	68.20	Peak

Note:

1. " *", means this data is the worst emission level.
2. C.F (Correction Factor) = Antenna Factor (dB/m) + Cable Loss (dB) – Preamplifier(dB).
3. Measurement(dBμV/m) = Reading(dBμV) + C.F (Correction Factor).
4. Average measurements were not performed when peak levels lower than the average limits.

EUT	ACCESS POINT	Date of Test	2022-09-06
Factor	BBHA 9120D (1GHz~18GHz)_2022	Temp. / Humidity	25.1°C/48.8%
Polarity	Horizontal	Site / Test Engineer	AC1 / Jay Chu
Test Mode	Transmit by 802.11ax-HE40 at 5310MHz	Test Voltage	120V/60Hz

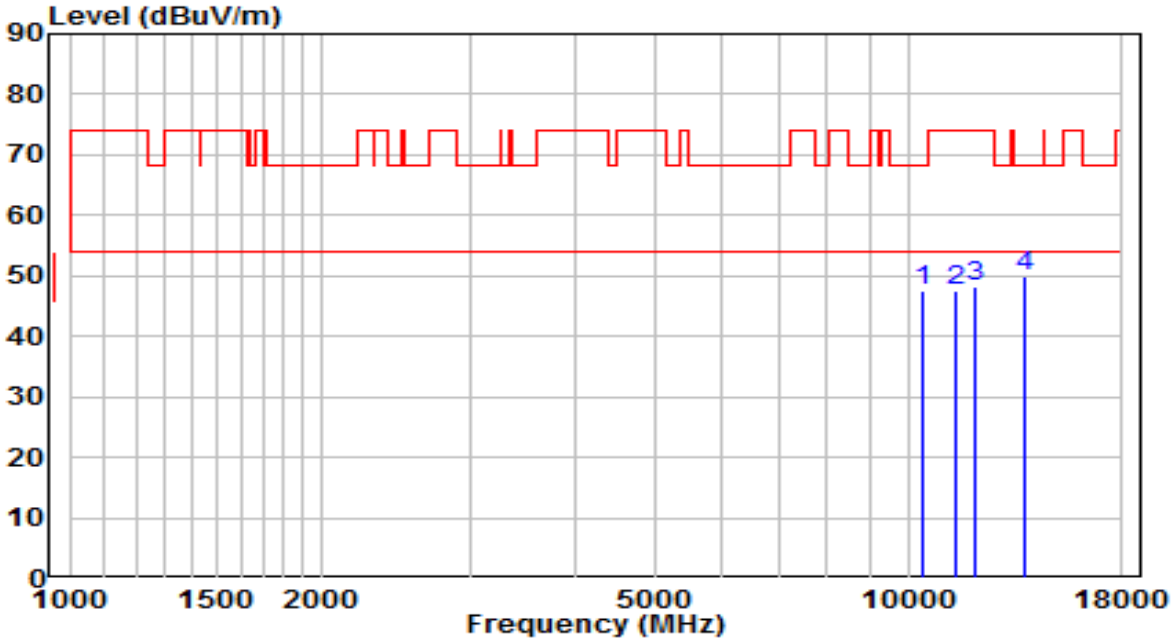

No		Frequency (MHz)	Reading (dBμV)	C.F (dB/m)	Measurement (dBμV/m)	Margin (dB)	Limit (dBμV/m)	Remark (QP/PK/AV)
1		10375.500	29.65	17.98	47.63	-20.57	68.20	Peak
2		11412.500	27.76	19.87	47.63	-26.37	74.00	Peak
3		12058.500	29.28	18.92	48.19	-25.81	74.00	Peak
4	*	13801.000	27.35	22.48	49.82	-18.38	68.20	Peak

Note:

1. " *", means this data is the worst emission level.
2. C.F (Correction Factor) = Antenna Factor (dB/m) + Cable Loss (dB) – Preamplifier(dB).
3. Measurement(dBμV/m) = Reading(dBμV) + C.F (Correction Factor).
4. Average measurements were not performed when peak levels lower than the average limits.

EUT	ACCESS POINT	Date of Test	2022-09-06
Factor	BBHA 9120D (1GHz~18GHz)_2022	Temp. / Humidity	25.1°C/48.8%
Polarity	Vertical	Site / Test Engineer	AC1 / Jay Chu
Test Mode	Transmit by 802.11ax-HE40 at 5310MHz	Test Voltage	120V/60Hz

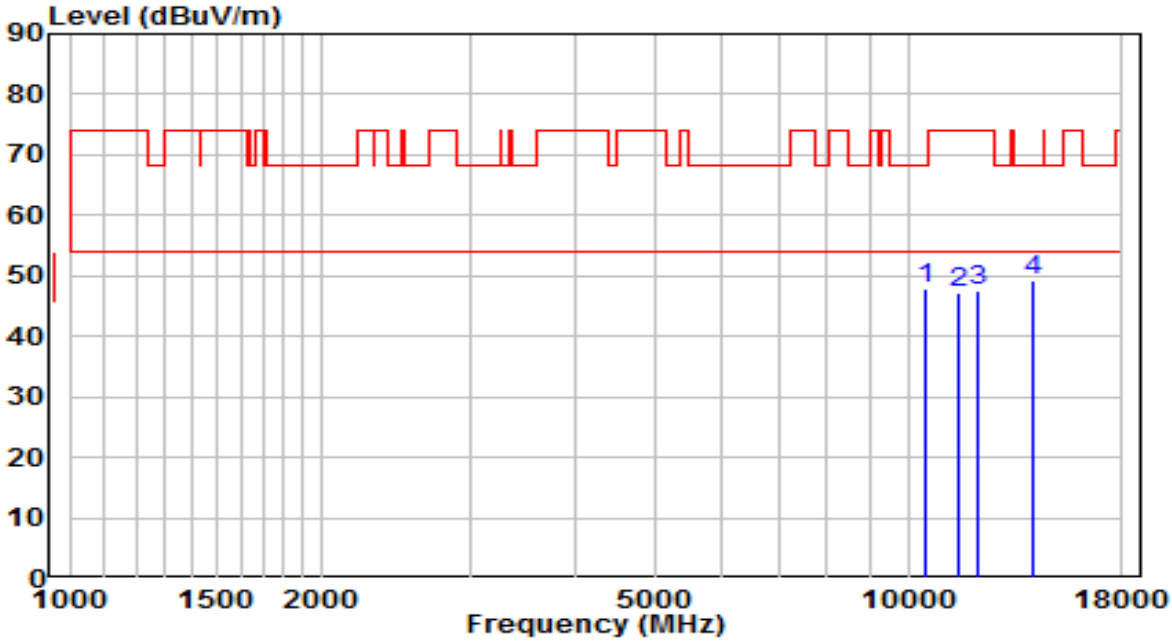

No		Frequency (MHz)	Reading (dBμV)	C.F (dB/m)	Measurement (dBμV/m)	Margin (dB)	Limit (dBμV/m)	Remark (QP/PK/AV)
1		10486.000	29.49	18.44	47.93	-20.27	68.20	Peak
2		11489.000	27.32	20.03	47.35	-26.65	74.00	Peak
3		12067.000	28.72	18.91	47.63	-26.37	74.00	Peak
4	*	14098.500	26.42	22.69	49.10	-19.10	68.20	Peak

Note:

1. " *", means this data is the worst emission level.
2. C.F (Correction Factor) = Antenna Factor (dB/m) + Cable Loss (dB) – Preamplifier(dB).
3. Measurement(dBμV/m) = Reading(dBμV) + C.F (Correction Factor).
4. Average measurements were not performed when peak levels lower than the average limits.

EUT	ACCESS POINT	Date of Test	2022-09-06
Factor	BBHA 9120D (1GHz~18GHz)_2022	Temp. / Humidity	25.1°C/48.8%
Polarity	Horizontal	Site / Test Engineer	AC1 / Jay Chu
Test Mode	Transmit by 802.11ax-HE40 at 5510MHz	Test Voltage	120V/60Hz

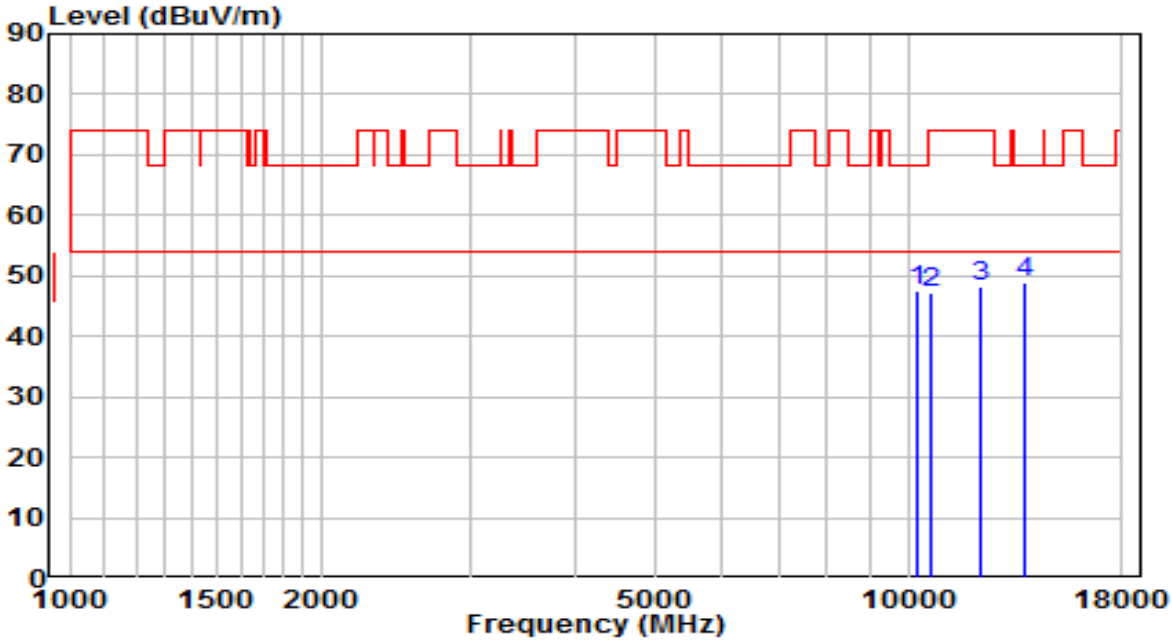

No		Frequency (MHz)	Reading (dBμV)	C.F (dB/m)	Measurement (dBμV/m)	Margin (dB)	Limit (dBμV/m)	Remark (QP/PK/AV)
1		10265.000	29.91	17.52	47.43	-20.77	68.20	Peak
2		10656.000	28.62	18.67	47.29	-26.71	74.00	Peak
3		12169.000	29.58	18.81	48.40	-25.60	74.00	Peak
4	*	13767.000	26.57	22.44	49.01	-19.19	68.20	Peak

Note:

1. " *", means this data is the worst emission level.
2. C.F (Correction Factor) = Antenna Factor (dB/m) + Cable Loss (dB) – Preamplifier(dB).
3. Measurement(dBμV/m) = Reading(dBμV) + C.F (Correction Factor).
4. Average measurements were not performed when peak levels lower than the average limits.

EUT	ACCESS POINT	Date of Test	2022-09-06
Factor	BBHA 9120D (1GHz~18GHz)_2022	Temp. / Humidity	25.1°C/48.8%
Polarity	Vertical	Site / Test Engineer	AC1 / Jay Chu
Test Mode	Transmit by 802.11ax-HE40 at 5510MHz	Test Voltage	120V/60Hz

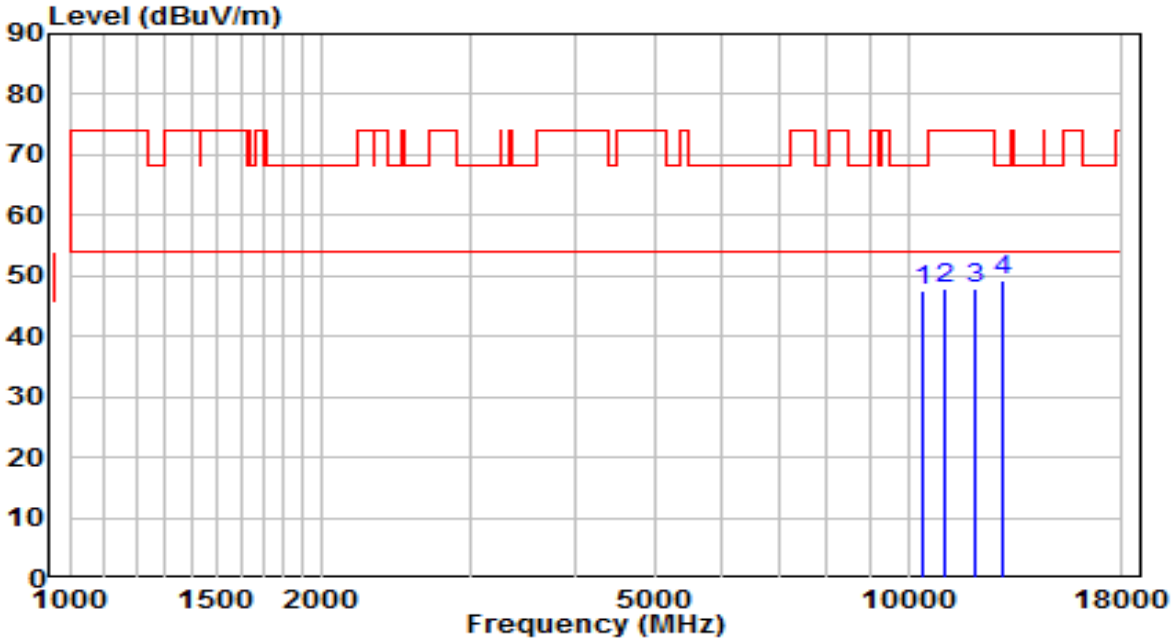

No		Frequency (MHz)	Reading (dBμV)	C.F (dB/m)	Measurement (dBμV/m)	Margin (dB)	Limit (dBμV/m)	Remark (QP/PK/AV)
1		10409.500	29.58	18.12	47.71	-20.49	68.20	Peak
2		11098.000	28.64	19.23	47.87	-26.13	74.00	Peak
3		12033.000	28.83	18.94	47.77	-26.23	74.00	Peak
4	*	13010.500	29.09	20.13	49.22	-18.98	68.20	Peak

Note:

1. " *", means this data is the worst emission level.
2. C.F (Correction Factor) = Antenna Factor (dB/m) + Cable Loss (dB) – Preamplifier(dB).
3. Measurement(dBμV/m) = Reading(dBμV) + C.F (Correction Factor).
4. Average measurements were not performed when peak levels lower than the average limits.

EUT	ACCESS POINT	Date of Test	2022-09-06
Factor	BBHA 9120D (1GHz~18GHz)_2022	Temp. / Humidity	25.1°C/48.8%
Polarity	Horizontal	Site / Test Engineer	AC1 / Jay Chu
Test Mode	Transmit by 802.11ax-HE40 at 5550MHz	Test Voltage	120V/60Hz

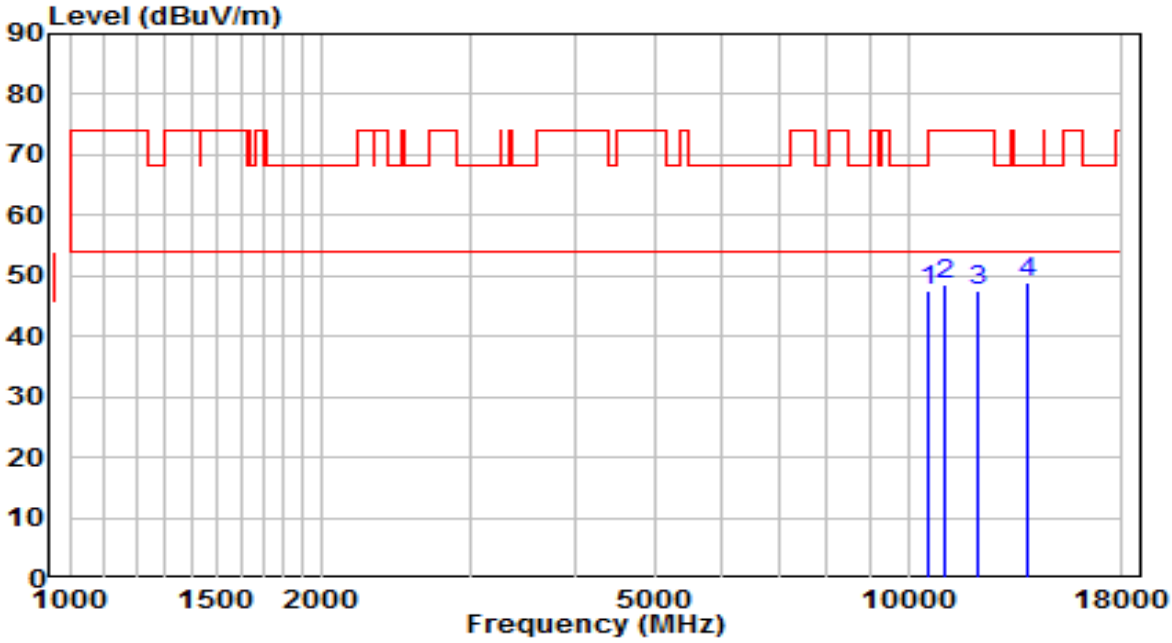

No		Frequency (MHz)	Reading (dBμV)	C.F (dB/m)	Measurement (dBμV/m)	Margin (dB)	Limit (dBμV/m)	Remark (QP/PK/AV)
1		10579.500	28.84	18.58	47.42	-20.78	68.20	Peak
2		11081.000	29.44	19.20	48.63	-25.37	74.00	Peak
3		12135.000	28.71	18.84	47.55	-26.45	74.00	Peak
4	*	13920.000	26.31	22.60	48.91	-19.29	68.20	Peak

Note:

1. " *", means this data is the worst emission level.
2. C.F (Correction Factor) = Antenna Factor (dB/m) + Cable Loss (dB) – Preamplifier(dB).
3. Measurement(dBμV/m) = Reading(dBμV) + C.F (Correction Factor).
4. Average measurements were not performed when peak levels lower than the average limits.

EUT	ACCESS POINT	Date of Test	2022-09-06
Factor	BBHA 9120D (1GHz~18GHz)_2022	Temp. / Humidity	25.1°C/48.8%
Polarity	Vertical	Site / Test Engineer	AC1 / Jay Chu
Test Mode	Transmit by 802.11ax-HE40 at 5550MHz	Test Voltage	120V/60Hz

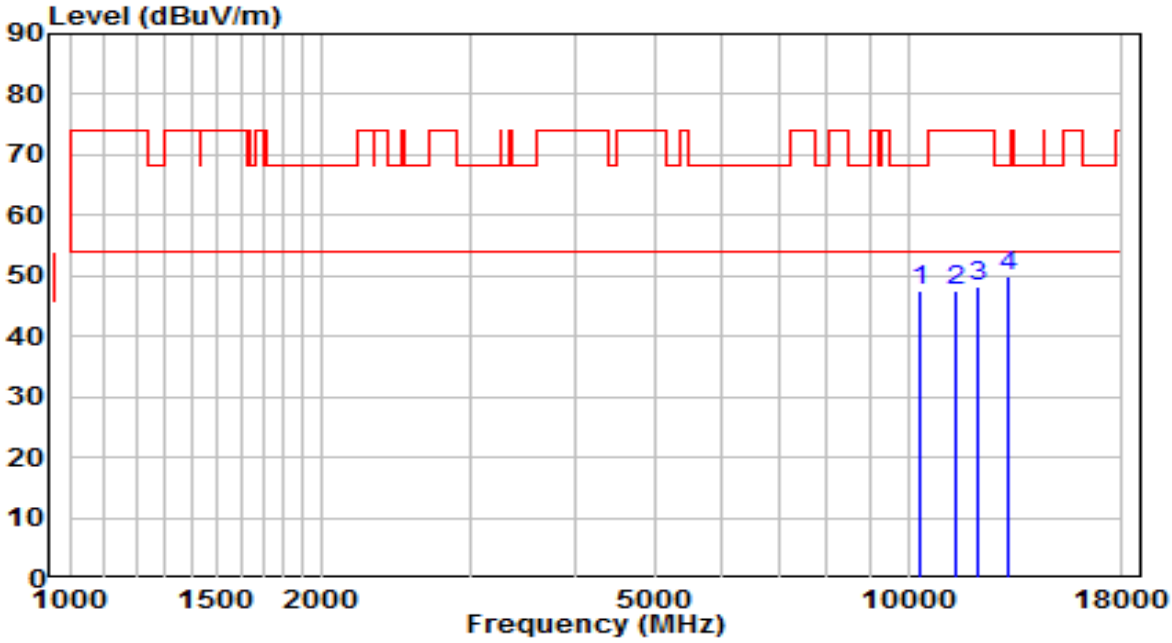

No		Frequency (MHz)	Reading (dBμV)	C.F (dB/m)	Measurement (dBμV/m)	Margin (dB)	Limit (dBμV/m)	Remark (QP/PK/AV)
1		10341.500	29.55	17.84	47.39	-20.81	68.20	Peak
2		11387.000	27.79	19.82	47.61	-26.39	74.00	Peak
3		12118.000	29.22	18.86	48.08	-25.92	74.00	Peak
4	*	13172.000	29.00	20.80	49.80	-18.40	68.20	Peak

Note:

1. " *", means this data is the worst emission level.
2. C.F (Correction Factor) = Antenna Factor (dB/m) + Cable Loss (dB) – Preamplifier(dB).
3. Measurement(dBμV/m) = Reading(dBμV) + C.F (Correction Factor).
4. Average measurements were not performed when peak levels lower than the average limits.

EUT	ACCESS POINT	Date of Test	2022-09-06
Factor	BBHA 9120D (1GHz~18GHz)_2022	Temp. / Humidity	25.1°C/48.8%
Polarity	Horizontal	Site / Test Engineer	AC1 / Jay Chu
Test Mode	Transmit by 802.11ax-HE40 at 5670MHz	Test Voltage	120V/60Hz

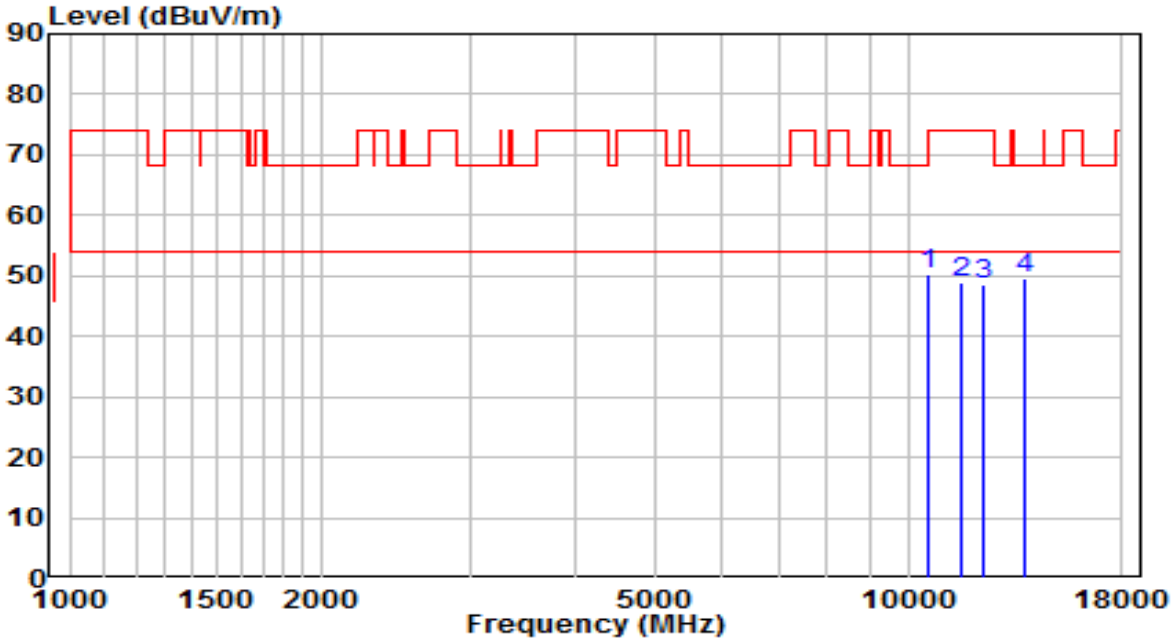

No		Frequency (MHz)	Reading (dBμV)	C.F (dB/m)	Measurement (dBμV/m)	Margin (dB)	Limit (dBμV/m)	Remark (QP/PK/AV)
1	*	10588.000	31.62	18.59	50.22	-17.98	68.20	Peak
2		11608.000	29.19	19.82	49.01	-24.99	74.00	Peak
3		12339.000	30.00	18.65	48.66	-25.34	74.00	Peak
4		13784.000	27.16	22.46	49.61	-18.59	68.20	Peak

Note:

1. " *", means this data is the worst emission level.
2. C.F (Correction Factor) = Antenna Factor (dB/m) + Cable Loss (dB) – Preamplifier(dB).
3. Measurement(dBμV/m) = Reading(dBμV) + C.F (Correction Factor).
4. Average measurements were not performed when peak levels lower than the average limits.

EUT	ACCESS POINT	Date of Test	2022-09-06
Factor	BBHA 9120D (1GHz~18GHz)_2022	Temp. / Humidity	25.1°C/48.8%
Polarity	Vertical	Site / Test Engineer	AC1 / Jay Chu
Test Mode	Transmit by 802.11ax-HE40 at 5670MHz	Test Voltage	120V/60Hz

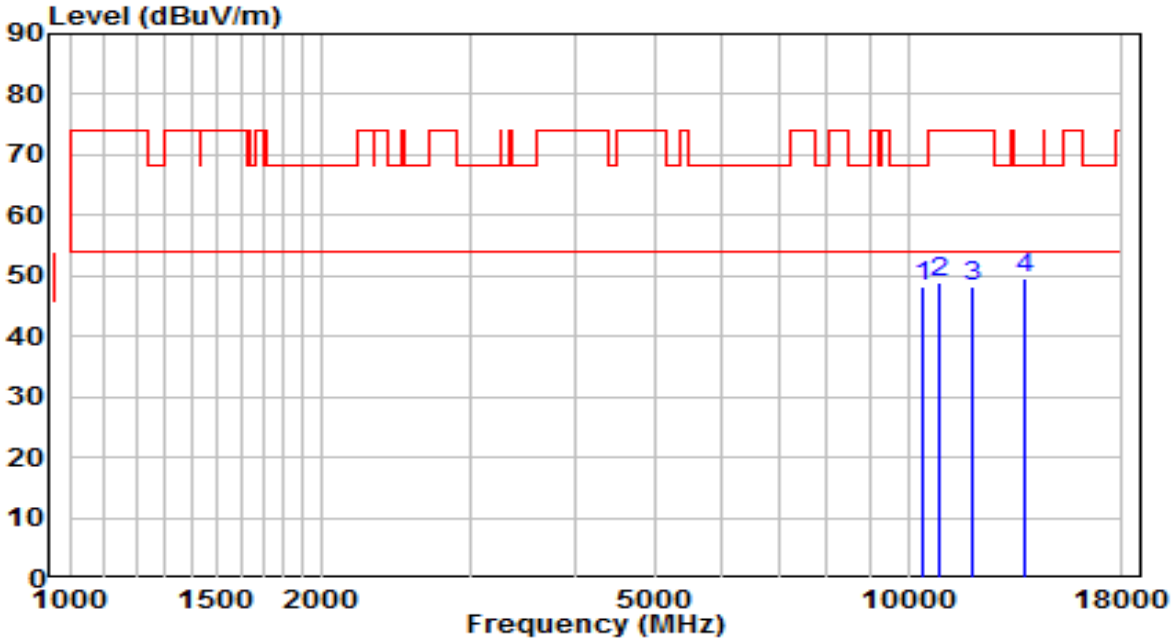

No		Frequency (MHz)	Reading (dBμV)	C.F (dB/m)	Measurement (dBμV/m)	Margin (dB)	Limit (dBμV/m)	Remark (QP/PK/AV)
1	*	10392.500	30.16	18.05	48.21	-19.99	68.20	Peak
2		10894.000	30.15	18.92	49.07	-24.93	74.00	Peak
3		11922.500	29.14	19.14	48.28	-25.72	74.00	Peak
4	*	13818.000	27.23	22.49	49.72	-18.48	68.20	Peak

Note:

1. " *", means this data is the worst emission level.
2. C.F (Correction Factor) = Antenna Factor (dB/m) + Cable Loss (dB) – Preamplifier(dB).
3. Measurement(dBμV/m) = Reading(dBμV) + C.F (Correction Factor).
4. Average measurements were not performed when peak levels lower than the average limits.

EUT	ACCESS POINT	Date of Test	2022-09-06
Factor	BBHA 9120D (1GHz~18GHz)_2022	Temp. / Humidity	25.1°C/48.8%
Polarity	Horizontal	Site / Test Engineer	AC1 / Jay Chu
Test Mode	Transmit by 802.11ax-HE40 at 5710MHz	Test Voltage	120V/60Hz

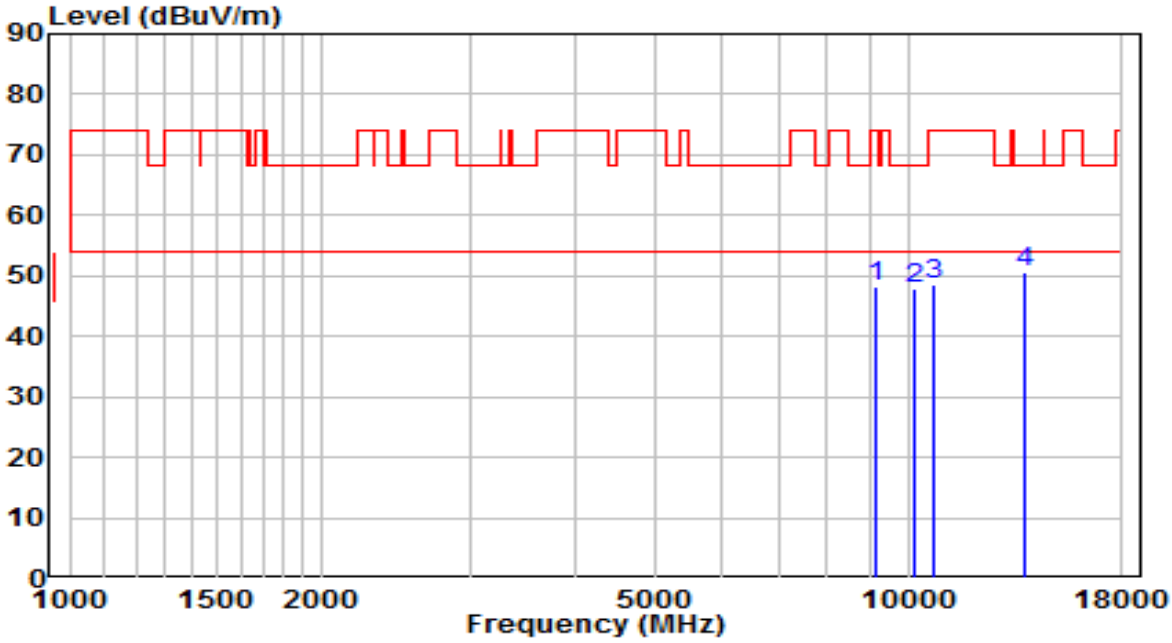

No		Frequency (MHz)	Reading (dBμV)	C.F (dB/m)	Measurement (dBμV/m)	Margin (dB)	Limit (dBμV/m)	Remark (QP/PK/AV)
1		9126.000	33.16	14.99	48.15	-25.85	74.00	Peak
2		10146.000	30.94	17.03	47.97	-20.23	68.20	Peak
3		10715.500	29.84	18.73	48.57	-25.43	74.00	Peak
4	*	13767.000	28.10	22.44	50.54	-17.66	68.20	Peak

Note:

1. " *", means this data is the worst emission level.
2. C.F (Correction Factor) = Antenna Factor (dB/m) + Cable Loss (dB) – Preamplifier(dB).
3. Measurement(dBμV/m) = Reading(dBμV) + C.F (Correction Factor).
4. Average measurements were not performed when peak levels lower than the average limits.

EUT	ACCESS POINT	Date of Test	2022-09-06
Factor	BBHA 9120D (1GHz~18GHz)_2022	Temp. / Humidity	25.1°C/48.8%
Polarity	Vertical	Site / Test Engineer	AC1 / Jay Chu
Test Mode	Transmit by 802.11ax-HE40 at 5710MHz	Test Voltage	120V/60Hz

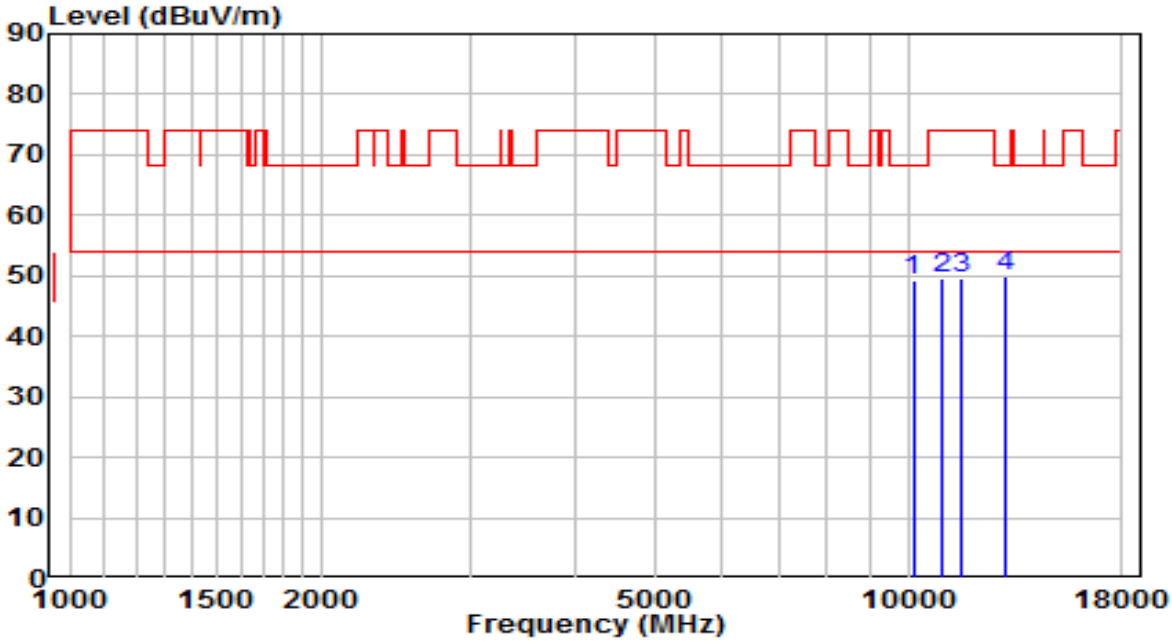

No		Frequency (MHz)	Reading (dBμV)	C.F (dB/m)	Measurement (dBμV/m)	Margin (dB)	Limit (dBμV/m)	Remark (QP/PK/AV)
1		10137.500	32.16	16.99	49.15	-19.05	68.20	Peak
2		10987.500	30.51	19.02	49.53	-24.47	74.00	Peak
3		11608.000	29.83	19.82	49.64	-24.36	74.00	Peak
4	*	13053.000	29.55	20.31	49.86	-18.34	68.20	Peak

Note:

1. " *", means this data is the worst emission level.
2. C.F (Correction Factor) = Antenna Factor (dB/m) + Cable Loss (dB) – Preamplifier(dB).
3. Measurement(dBμV/m) = Reading(dBμV) + C.F (Correction Factor).
4. Average measurements were not performed when peak levels lower than the average limits.

EUT	ACCESS POINT	Date of Test	2022-09-06
Factor	BBHA 9120D (1GHz~18GHz)_2022	Temp. / Humidity	25.1°C/48.8%
Polarity	Horizontal	Site / Test Engineer	AC1 / Jay Chu
Test Mode	Transmit by 802.11ax-HE40 at 5755MHz	Test Voltage	120V/60Hz

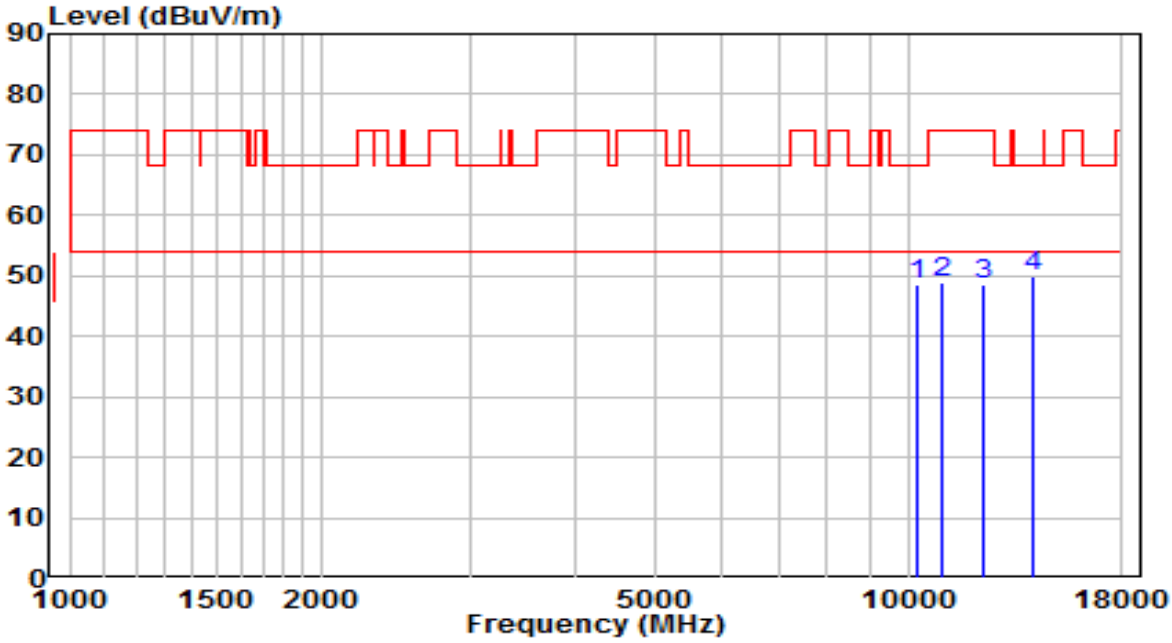

No		Frequency (MHz)	Reading (dBμV)	C.F (dB/m)	Measurement (dBμV/m)	Margin (dB)	Limit (dBμV/m)	Remark (QP/PK/AV)
1		10273.500	30.90	17.56	48.46	-19.74	68.20	Peak
2		10996.000	29.77	19.03	48.80	-25.20	74.00	Peak
3		12330.500	29.96	18.66	48.63	-25.37	74.00	Peak
4	*	14056.000	27.08	22.69	49.76	-18.44	68.20	Peak

Note:

1. " *", means this data is the worst emission level.
2. C.F (Correction Factor) = Antenna Factor (dB/m) + Cable Loss (dB) – Preamplifier(dB).
3. Measurement(dBμV/m) = Reading(dBμV) + C.F (Correction Factor).
4. Average measurements were not performed when peak levels lower than the average limits.

EUT	ACCESS POINT	Date of Test	2022-09-06
Factor	BBHA 9120D (1GHz~18GHz)_2022	Temp. / Humidity	25.1°C/48.8%
Polarity	Vertical	Site / Test Engineer	AC1 / Jay Chu
Test Mode	Transmit by 802.11ax-HE40 at 5755MHz	Test Voltage	120V/60Hz

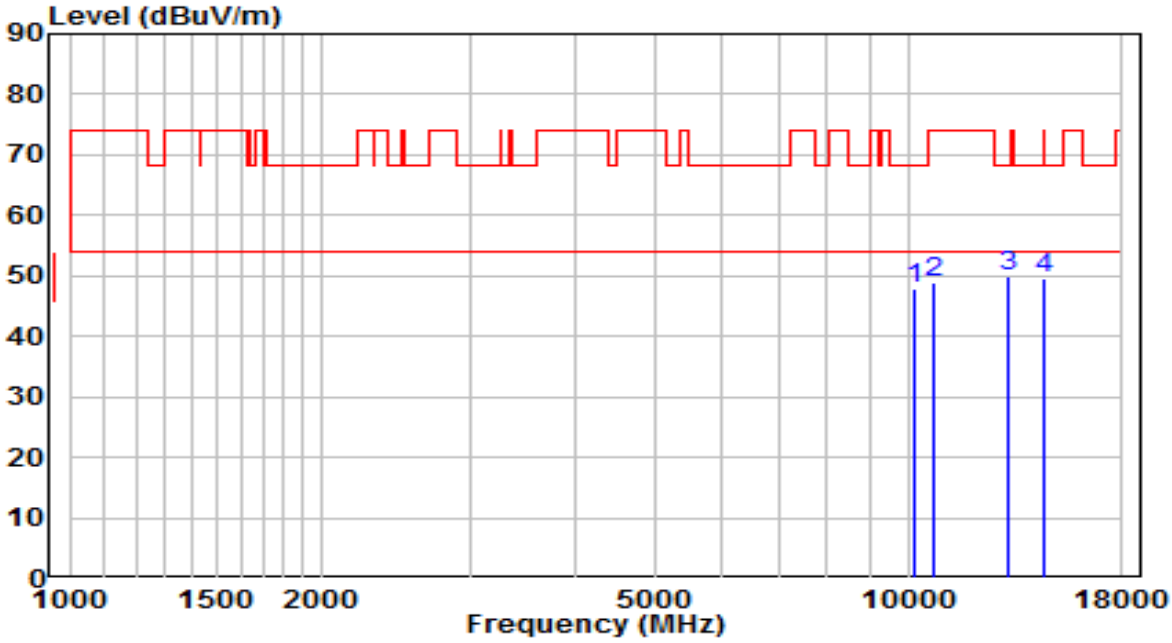

No		Frequency (MHz)	Reading (dBμV)	C.F (dB/m)	Measurement (dBμV/m)	Margin (dB)	Limit (dBμV/m)	Remark (QP/PK/AV)
1		10205.500	30.68	17.27	47.96	-20.24	68.20	Peak
2		10732.500	30.24	18.75	48.99	-25.01	74.00	Peak
3	*	13155.000	29.13	20.73	49.86	-18.34	68.20	Peak
4		14481.000	26.74	22.72	49.46	-24.54	74.00	Peak

Note:

1. " *", means this data is the worst emission level.
2. C.F (Correction Factor) = Antenna Factor (dB/m) + Cable Loss (dB) – Preamplifier(dB).
3. Measurement(dBμV/m) = Reading(dBμV) + C.F (Correction Factor).
4. Average measurements were not performed when peak levels lower than the average limits.

EUT	ACCESS POINT	Date of Test	2022-09-06
Factor	BBHA 9120D (1GHz~18GHz)_2022	Temp. / Humidity	25.1°C/48.8%
Polarity	Horizontal	Site / Test Engineer	AC1 / Jay Chu
Test Mode	Transmit by 802.11ax-HE40 at 5795MHz	Test Voltage	120V/60Hz

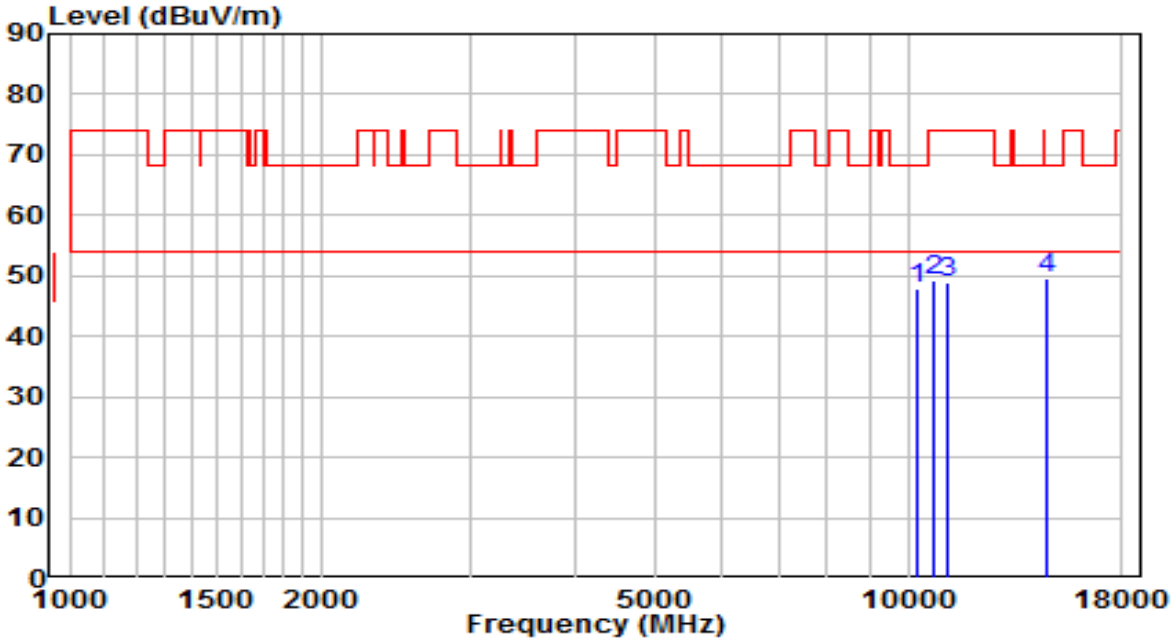

No		Frequency (MHz)	Reading (dBμV)	C.F (dB/m)	Measurement (dBμV/m)	Margin (dB)	Limit (dBμV/m)	Remark (QP/PK/AV)
1		10256.500	30.57	17.49	48.05	-20.15	68.20	Peak
2		10690.000	30.48	18.70	49.18	-24.82	74.00	Peak
3		11149.000	29.46	19.33	48.80	-25.20	74.00	Peak
4	*	14591.500	26.89	22.64	49.53	-18.67	68.20	Peak

Note:

1. " *", means this data is the worst emission level.
2. C.F (Correction Factor) = Antenna Factor (dB/m) + Cable Loss (dB) – Preamplifier(dB).
3. Measurement(dBμV/m) = Reading(dBμV) + C.F (Correction Factor).
4. Average measurements were not performed when peak levels lower than the average limits.

EUT	ACCESS POINT	Date of Test	2022-09-06
Factor	BBHA 9120D (1GHz~18GHz)_2022	Temp. / Humidity	25.1°C/48.8%
Polarity	Vertical	Site / Test Engineer	AC1 / Jay Chu
Test Mode	Transmit by 802.11ax-HE40 at 5795MHz	Test Voltage	120V/60Hz

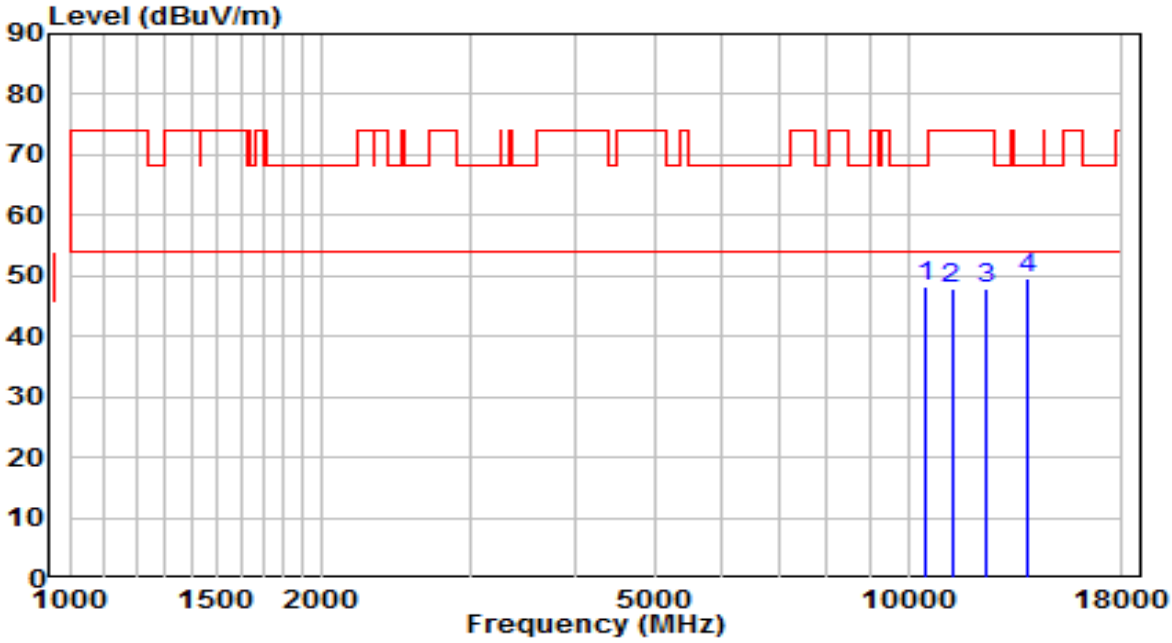

No		Frequency (MHz)	Reading (dBμV)	C.F (dB/m)	Measurement (dBμV/m)	Margin (dB)	Limit (dBμV/m)	Remark (QP/PK/AV)
1		10486.000	29.95	18.44	48.39	-19.81	68.20	Peak
2		11268.000	28.48	19.58	48.06	-25.94	74.00	Peak
3		12373.000	29.35	18.62	47.97	-26.03	74.00	Peak
4	*	13877.500	27.07	22.55	49.62	-18.58	68.20	Peak

Note:

1. " *", means this data is the worst emission level.
2. C.F (Correction Factor) = Antenna Factor (dB/m) + Cable Loss (dB) – Preamplifier(dB).
3. Measurement(dBμV/m) = Reading(dBμV) + C.F (Correction Factor).
4. Average measurements were not performed when peak levels lower than the average limits.

EUT	ACCESS POINT	Date of Test	2022-09-06
Factor	BBHA 9120D (1GHz~18GHz)_2022	Temp. / Humidity	25.1°C/48.8%
Polarity	Horizontal	Site / Test Engineer	AC1 / Jay Chu
Test Mode	Transmit by 802.11ax-HE80 at 5210MHz	Test Voltage	120V/60Hz

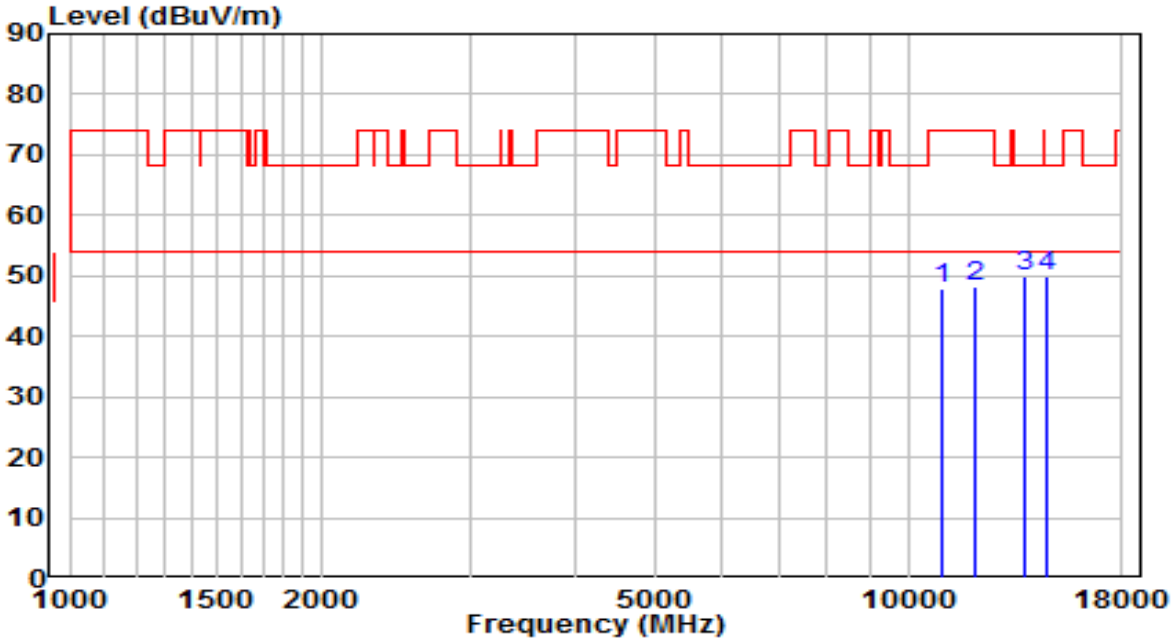

No		Frequency (MHz)	Reading (dBμV)	C.F (dB/m)	Measurement (dBμV/m)	Margin (dB)	Limit (dBμV/m)	Remark (QP/PK/AV)
1		10945.000	28.97	18.97	47.94	-26.06	74.00	Peak
2		12050.000	29.35	18.92	48.27	-25.73	74.00	Peak
3		13767.000	27.53	22.44	49.97	-18.23	68.20	Peak
4	*	14583.000	27.44	22.65	50.09	-18.11	68.20	Peak

Note:

1. " *", means this data is the worst emission level.
2. C.F (Correction Factor) = Antenna Factor (dB/m) + Cable Loss (dB) – Preamplifier(dB).
3. Measurement(dBμV/m) = Reading(dBμV) + C.F (Correction Factor).
4. Average measurements were not performed when peak levels lower than the average limits.

EUT	ACCESS POINT	Date of Test	2022-09-06
Factor	BBHA 9120D (1GHz~18GHz)_2022	Temp. / Humidity	25.1°C/48.8%
Polarity	Vertical	Site / Test Engineer	AC1 / Jay Chu
Test Mode	Transmit by 802.11ax-HE80 at 5210MHz	Test Voltage	120V/60Hz

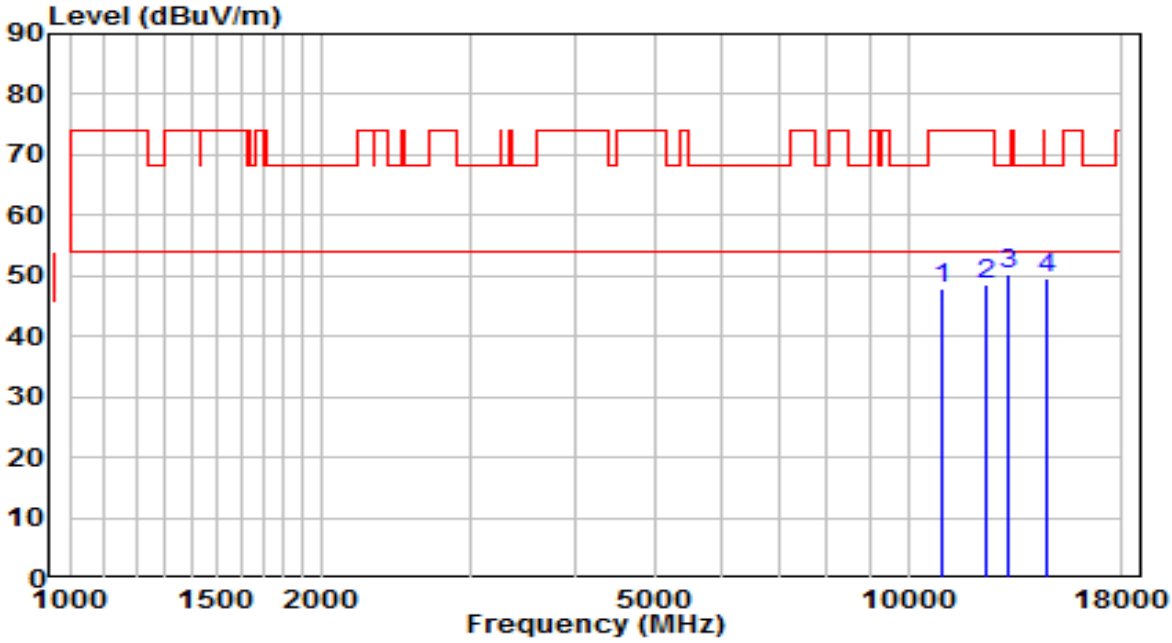

No		Frequency (MHz)	Reading (dBμV)	C.F (dB/m)	Measurement (dBμV/m)	Margin (dB)	Limit (dBμV/m)	Remark (QP/PK/AV)
1		10936.500	28.99	18.96	47.95	-26.05	74.00	Peak
2		12347.500	29.83	18.65	48.48	-25.52	74.00	Peak
3	*	13129.500	29.54	20.63	50.17	-18.03	68.20	Peak
4		14634.000	27.03	22.60	49.63	-18.57	68.20	Peak

Note:

1. " *", means this data is the worst emission level.
2. C.F (Correction Factor) = Antenna Factor (dB/m) + Cable Loss (dB) – Preamplifier(dB).
3. Measurement(dBμV/m) = Reading(dBμV) + C.F (Correction Factor).
4. Average measurements were not performed when peak levels lower than the average limits.

EUT	ACCESS POINT	Date of Test	2022-09-06
Factor	BBHA 9120D (1GHz~18GHz)_2022	Temp. / Humidity	25.1°C/48.8%
Polarity	Horizontal	Site / Test Engineer	AC1 / Jay Chu
Test Mode	Transmit by 802.11ax-HE80 at 5290MHz	Test Voltage	120V/60Hz

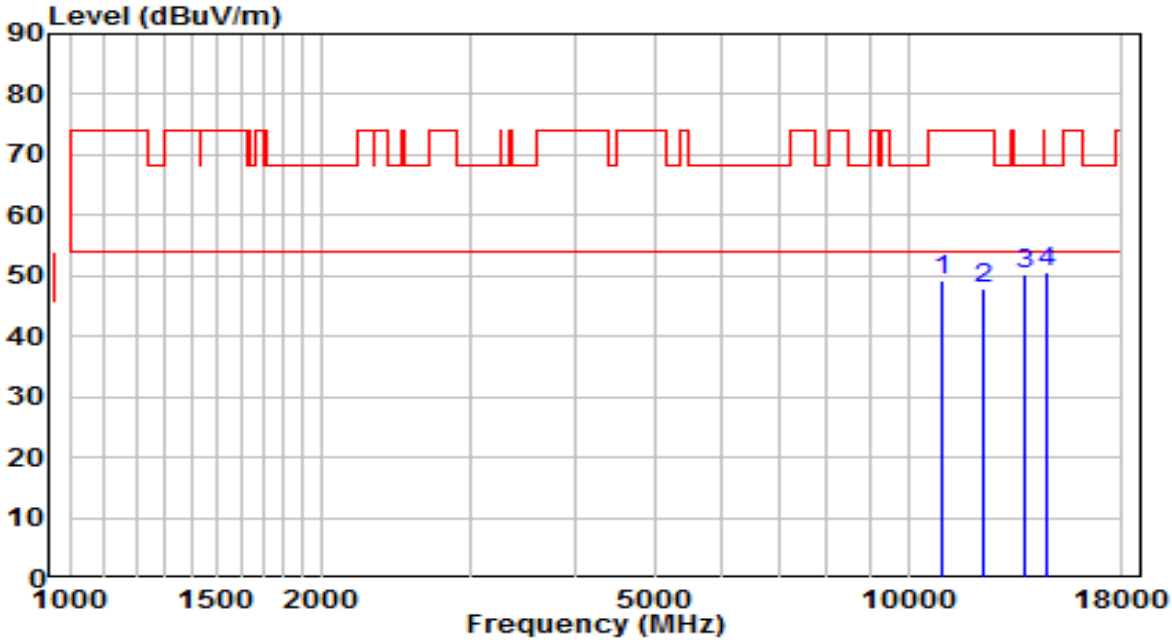

No		Frequency (MHz)	Reading (dBμV)	C.F (dB/m)	Measurement (dBμV/m)	Margin (dB)	Limit (dBμV/m)	Remark (QP/PK/AV)
1		10962.000	30.34	18.99	49.33	-24.67	74.00	Peak
2		12322.000	29.15	18.67	47.82	-26.18	74.00	Peak
3		13801.000	27.86	22.48	50.34	-17.86	68.20	Peak
4	*	14608.500	27.99	22.62	50.61	-17.59	68.20	Peak

Note:

1. " *", means this data is the worst emission level.
2. C.F (Correction Factor) = Antenna Factor (dB/m) + Cable Loss (dB) – Preamplifier(dB).
3. Measurement(dBμV/m) = Reading(dBμV) + C.F (Correction Factor).
4. Average measurements were not performed when peak levels lower than the average limits.

EUT	ACCESS POINT	Date of Test	2022-09-06
Factor	BBHA 9120D (1GHz~18GHz)_2022	Temp. / Humidity	25.1°C/48.8%
Polarity	Vertical	Site / Test Engineer	AC1 / Jay Chu
Test Mode	Transmit by 802.11ax-HE80 at 5290MHz	Test Voltage	120V/60Hz

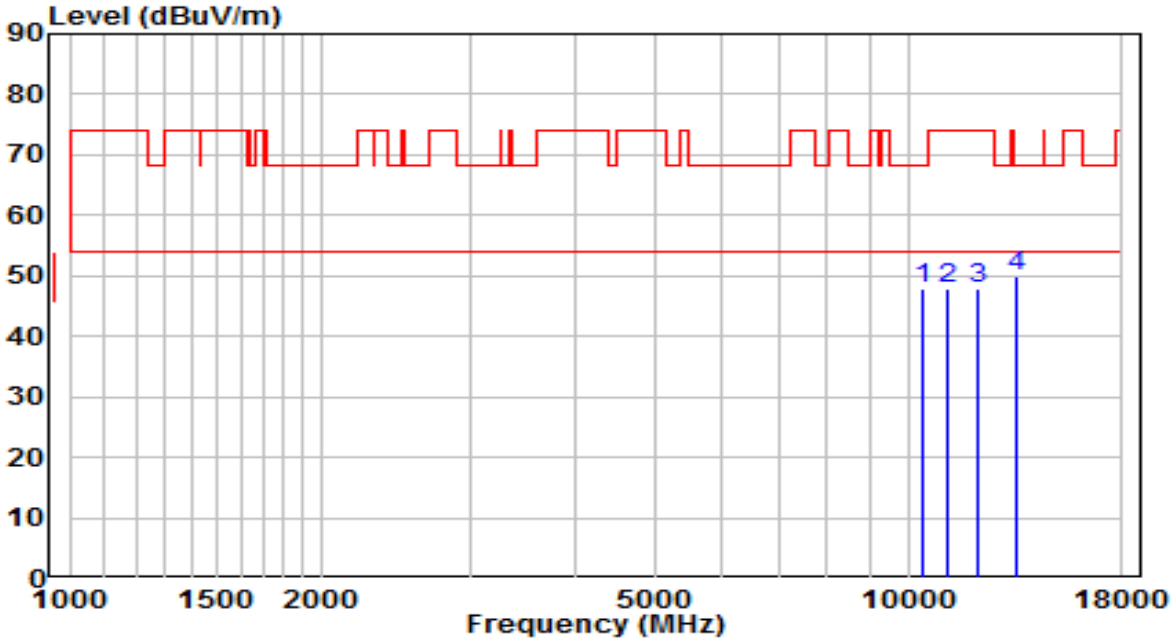

No		Frequency (MHz)	Reading (dBμV)	C.F (dB/m)	Measurement (dBμV/m)	Margin (dB)	Limit (dBμV/m)	Remark (QP/PK/AV)
1		10443.500	29.63	18.26	47.89	-20.31	68.20	Peak
2		11106.500	28.71	19.25	47.96	-26.04	74.00	Peak
3		12118.000	29.02	18.86	47.88	-26.12	74.00	Peak
4	*	13503.500	27.78	22.17	49.95	-18.25	68.20	Peak

Note:

1. " *", means this data is the worst emission level.
2. C.F (Correction Factor) = Antenna Factor (dB/m) + Cable Loss (dB) – Preamplifier(dB).
3. Measurement(dBμV/m) = Reading(dBμV) + C.F (Correction Factor).
4. Average measurements were not performed when peak levels lower than the average limits.

EUT	ACCESS POINT	Date of Test	2022-09-06
Factor	BBHA 9120D (1GHz~18GHz)_2022	Temp. / Humidity	25.1°C/48.8%
Polarity	Horizontal	Site / Test Engineer	AC1 / Jay Chu
Test Mode	Transmit by 802.11ax-HE80 at 5530MHz	Test Voltage	120V/60Hz

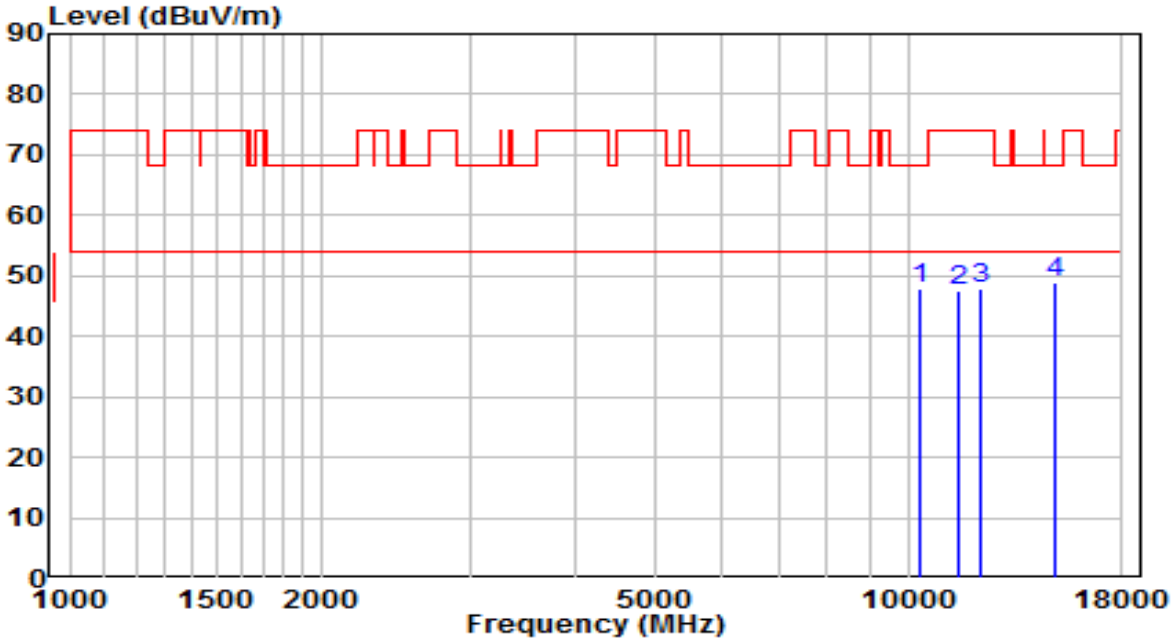

No		Frequency (MHz)	Reading (dBμV)	C.F (dB/m)	Measurement (dBμV/m)	Margin (dB)	Limit (dBμV/m)	Remark (QP/PK/AV)
1		10299.000	30.35	17.66	48.02	-20.18	68.20	Peak
2		11497.500	27.65	20.04	47.69	-26.31	74.00	Peak
3		12186.000	29.03	18.80	47.82	-26.18	74.00	Peak
4	*	14957.000	26.70	22.30	49.00	-19.20	68.20	Peak

Note:

1. " *", means this data is the worst emission level.
2. C.F (Correction Factor) = Antenna Factor (dB/m) + Cable Loss (dB) – Preamplifier(dB).
3. Measurement(dBμV/m) = Reading(dBμV) + C.F (Correction Factor).
4. Average measurements were not performed when peak levels lower than the average limits.

EUT	ACCESS POINT	Date of Test	2022-09-06
Factor	BBHA 9120D (1GHz~18GHz)_2022	Temp. / Humidity	25.1°C/48.8%
Polarity	Vertical	Site / Test Engineer	AC1 / Jay Chu
Test Mode	Transmit by 802.11ax-HE80 at 5530MHz	Test Voltage	120V/60Hz

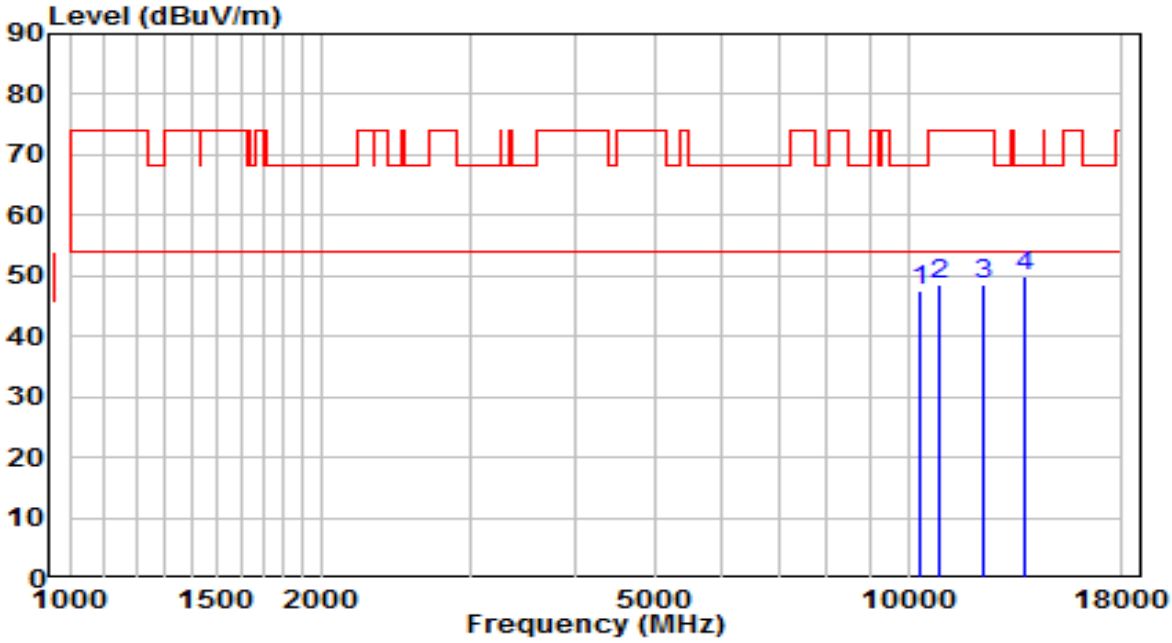

No		Frequency (MHz)	Reading (dBμV)	C.F (dB/m)	Measurement (dBμV/m)	Margin (dB)	Limit (dBμV/m)	Remark (QP/PK/AV)
1		10324.500	29.92	17.77	47.69	-20.51	68.20	Peak
2		10911.000	29.46	18.94	48.40	-25.60	74.00	Peak
3		12305.000	29.73	18.69	48.41	-25.59	74.00	Peak
4	*	13792.500	27.36	22.47	49.82	-18.38	68.20	Peak

Note:

1. " *", means this data is the worst emission level.
2. C.F (Correction Factor) = Antenna Factor (dB/m) + Cable Loss (dB) – Preamplifier(dB).
3. Measurement(dBμV/m) = Reading(dBμV) + C.F (Correction Factor).
4. Average measurements were not performed when peak levels lower than the average limits.

EUT	ACCESS POINT	Date of Test	2022-09-06
Factor	BBHA 9120D (1GHz~18GHz)_2022	Temp. / Humidity	25.1°C/48.8%
Polarity	Horizontal	Site / Test Engineer	AC1 / Jay Chu
Test Mode	Transmit by 802.11ax-HE80 at 5610MHz	Test Voltage	120V/60Hz

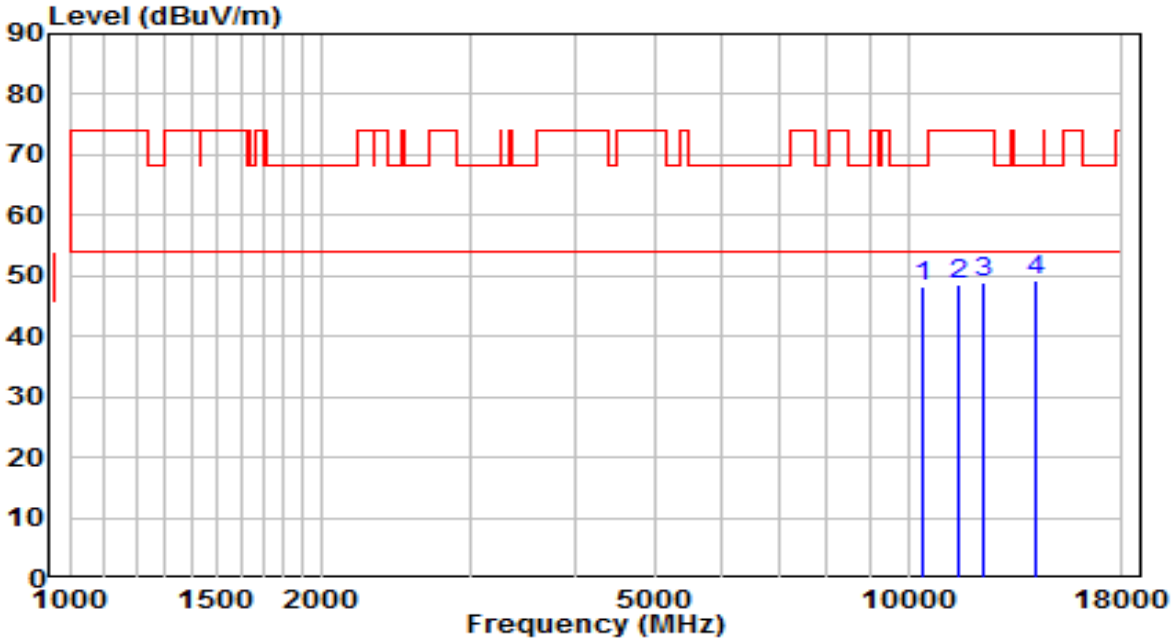

No		Frequency (MHz)	Reading (dBμV)	C.F (dB/m)	Measurement (dBμV/m)	Margin (dB)	Limit (dBμV/m)	Remark (QP/PK/AV)
1		10409.500	30.15	18.12	48.27	-19.93	68.20	Peak
2		11523.000	28.68	20.00	48.68	-25.32	74.00	Peak
3		12322.000	30.22	18.67	48.90	-25.10	74.00	Peak
4	*	14175.000	26.49	22.70	49.18	-19.02	68.20	Peak

Note:

1. " *", means this data is the worst emission level.
2. C.F (Correction Factor) = Antenna Factor (dB/m) + Cable Loss (dB) – Preamplifier(dB).
3. Measurement(dBμV/m) = Reading(dBμV) + C.F (Correction Factor).
4. Average measurements were not performed when peak levels lower than the average limits.

EUT	ACCESS POINT	Date of Test	2022-09-06
Factor	BBHA 9120D (1GHz~18GHz)_2022	Temp. / Humidity	25.1°C/48.8%
Polarity	Vertical	Site / Test Engineer	AC1 / Jay Chu
Test Mode	Transmit by 802.11ax-HE80 at 5610MHz	Test Voltage	120V/60Hz

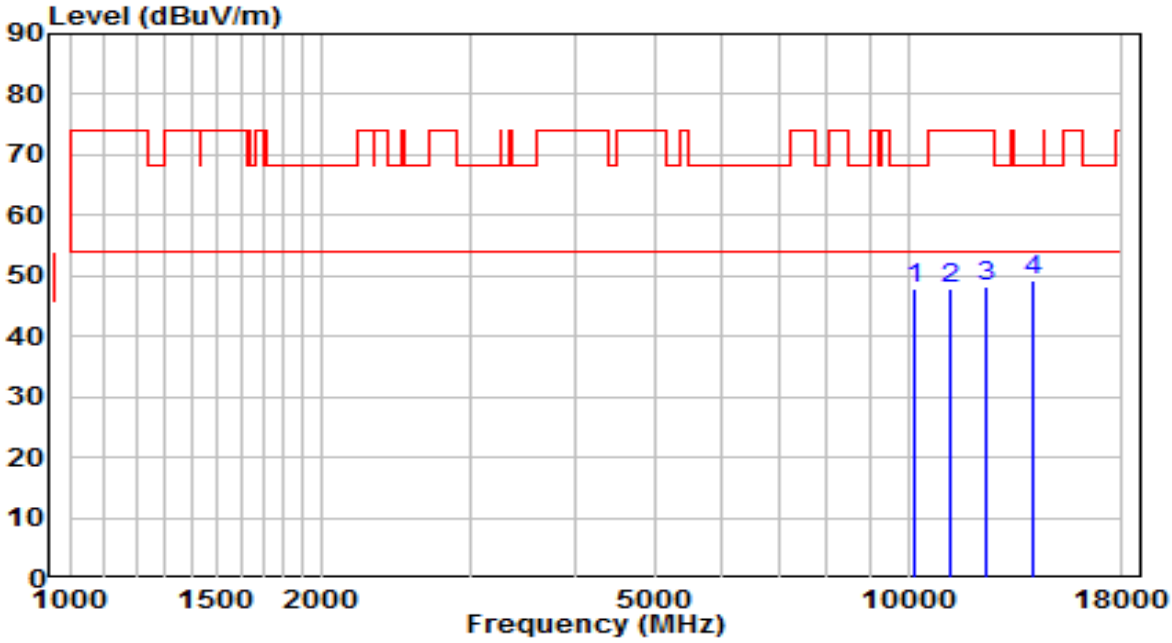

No		Frequency (MHz)	Reading (dBμV)	C.F (dB/m)	Measurement (dBμV/m)	Margin (dB)	Limit (dBμV/m)	Remark (QP/PK/AV)
1		10163.000	30.89	17.10	47.99	-20.21	68.20	Peak
2		11217.000	28.38	19.47	47.85	-26.15	74.00	Peak
3		12364.500	29.68	18.63	48.31	-25.69	74.00	Peak
4	*	14064.500	26.64	22.69	49.32	-18.88	68.20	Peak

Note:

1. " *", means this data is the worst emission level.
2. C.F (Correction Factor) = Antenna Factor (dB/m) + Cable Loss (dB) – Preamplifier(dB).
3. Measurement(dBμV/m) = Reading(dBμV) + C.F (Correction Factor).
4. Average measurements were not performed when peak levels lower than the average limits.

EUT	ACCESS POINT	Date of Test	2022-09-06
Factor	BBHA 9120D (1GHz~18GHz)_2022	Temp. / Humidity	25.1°C/48.8%
Polarity	Horizontal	Site / Test Engineer	AC1 / Jay Chu
Test Mode	Transmit by 802.11ax-HE80 at 5690MHz	Test Voltage	120V/60Hz

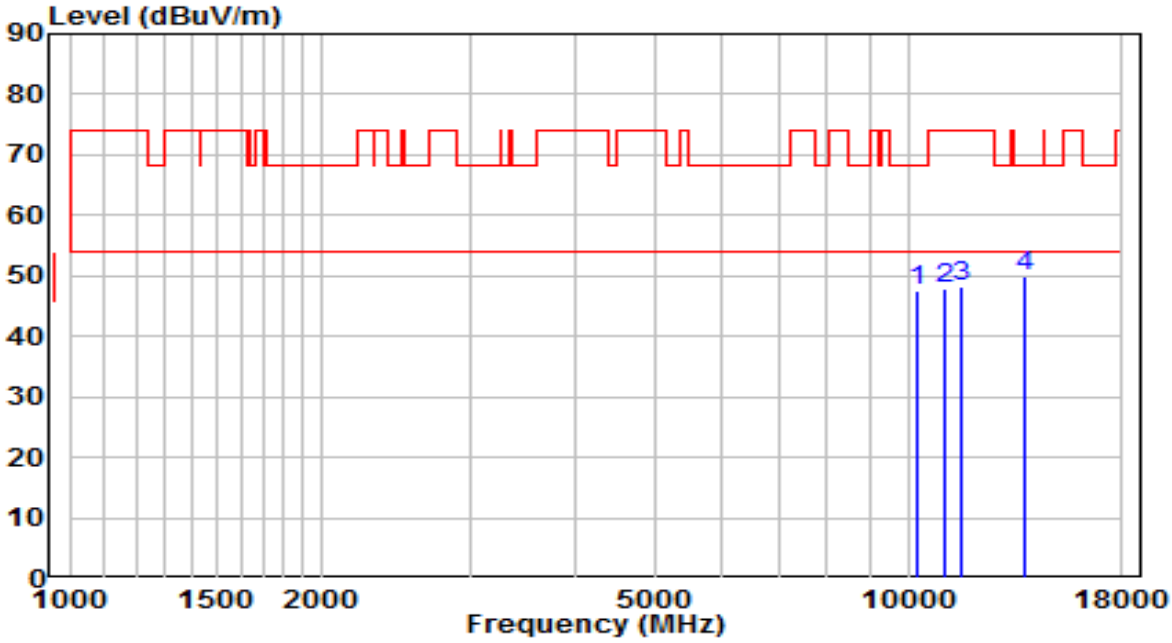

No		Frequency (MHz)	Reading (dBμV)	C.F (dB/m)	Measurement (dBμV/m)	Margin (dB)	Limit (dBμV/m)	Remark (QP/PK/AV)
1		10273.500	29.84	17.56	47.40	-20.80	68.20	Peak
2		11030.000	28.67	19.09	47.76	-26.24	74.00	Peak
3		11574.000	28.24	19.89	48.13	-25.87	74.00	Peak
4	*	13758.500	27.39	22.43	49.82	-18.38	68.20	Peak

Note:

1. " *", means this data is the worst emission level.
2. C.F (Correction Factor) = Antenna Factor (dB/m) + Cable Loss (dB) – Preamplifier(dB).
3. Measurement(dBμV/m) = Reading(dBμV) + C.F (Correction Factor).
4. Average measurements were not performed when peak levels lower than the average limits.

EUT	ACCESS POINT	Date of Test	2022-09-06
Factor	BBHA 9120D (1GHz~18GHz)_2022	Temp. / Humidity	25.1°C/48.8%
Polarity	Vertical	Site / Test Engineer	AC1 / Jay Chu
Test Mode	Transmit by 802.11ax-HE80 at 5690MHz	Test Voltage	120V/60Hz

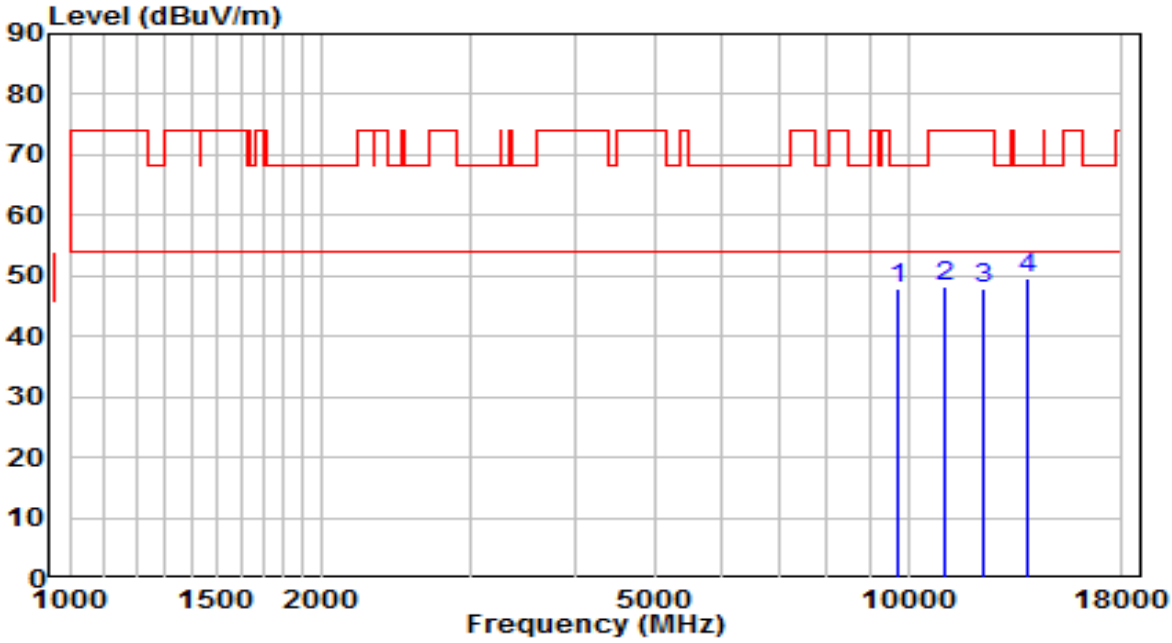

No		Frequency (MHz)	Reading (dBμV)	C.F (dB/m)	Measurement (dBμV/m)	Margin (dB)	Limit (dBμV/m)	Remark (QP/PK/AV)
1		9738.000	31.81	15.93	47.75	-20.45	68.20	Peak
2		11038.500	29.27	19.11	48.38	-25.62	74.00	Peak
3		12271.000	29.19	18.72	47.90	-26.10	74.00	Peak
4	*	13869.000	27.05	22.55	49.59	-18.61	68.20	Peak

Note:

1. " *", means this data is the worst emission level.
2. C.F (Correction Factor) = Antenna Factor (dB/m) + Cable Loss (dB) – Preamplifier(dB).
3. Measurement(dBμV/m) = Reading(dBμV) + C.F (Correction Factor).
4. Average measurements were not performed when peak levels lower than the average limits.

EUT	ACCESS POINT	Date of Test	2022-09-06
Factor	BBHA 9120D (1GHz~18GHz)_2022	Temp. / Humidity	25.1°C/48.8%
Polarity	Horizontal	Site / Test Engineer	AC1 / Jay Chu
Test Mode	Transmit by 802.11ax-HE80 at 5775MHz	Test Voltage	120V/60Hz

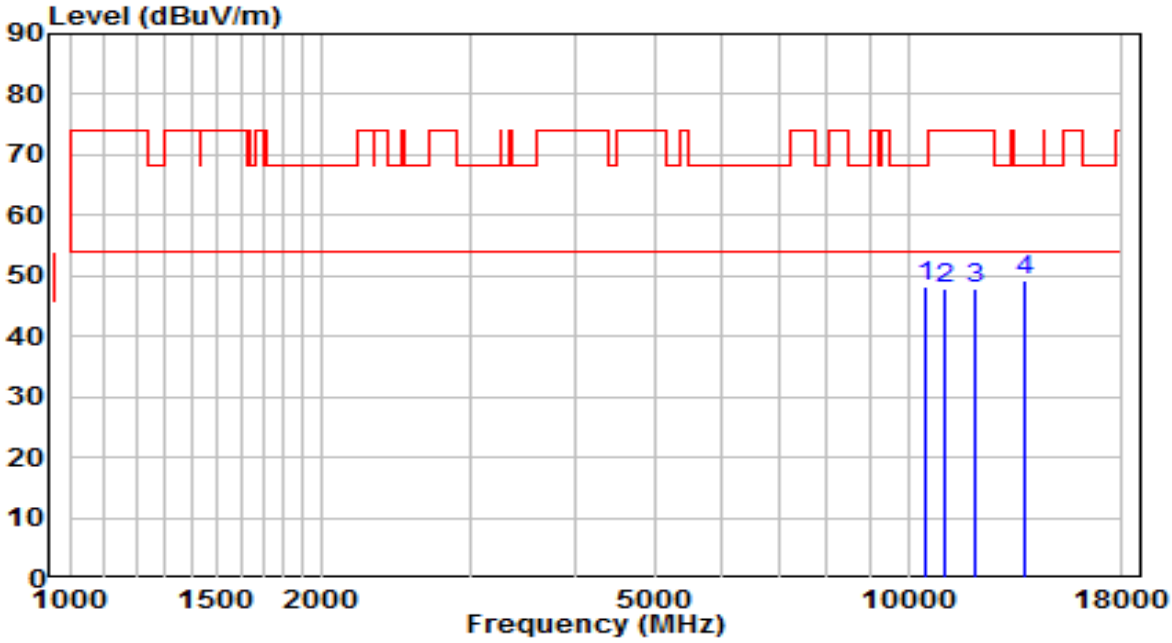

No		Frequency (MHz)	Reading (dBμV)	C.F (dB/m)	Measurement (dBμV/m)	Margin (dB)	Limit (dBμV/m)	Remark (QP/PK/AV)
1		10452.000	29.85	18.30	48.15	-20.05	68.20	Peak
2		11098.000	28.81	19.23	48.04	-25.96	74.00	Peak
3		12050.000	28.89	18.92	47.81	-26.19	74.00	Peak
4	*	13784.000	26.66	22.46	49.12	-19.08	68.20	Peak

Note:

1. " *", means this data is the worst emission level.
2. C.F (Correction Factor) = Antenna Factor (dB/m) + Cable Loss (dB) – Preamplifier(dB).
3. Measurement(dBμV/m) = Reading(dBμV) + C.F (Correction Factor).
4. Average measurements were not performed when peak levels lower than the average limits.

EUT	ACCESS POINT	Date of Test	2022-09-06
Factor	BBHA 9120D (1GHz~18GHz)_2022	Temp. / Humidity	25.1°C/48.8%
Polarity	Vertical	Site / Test Engineer	AC1 / Jay Chu
Test Mode	Transmit by 802.11ax-HE80 at 5775MHz	Test Voltage	120V/60Hz

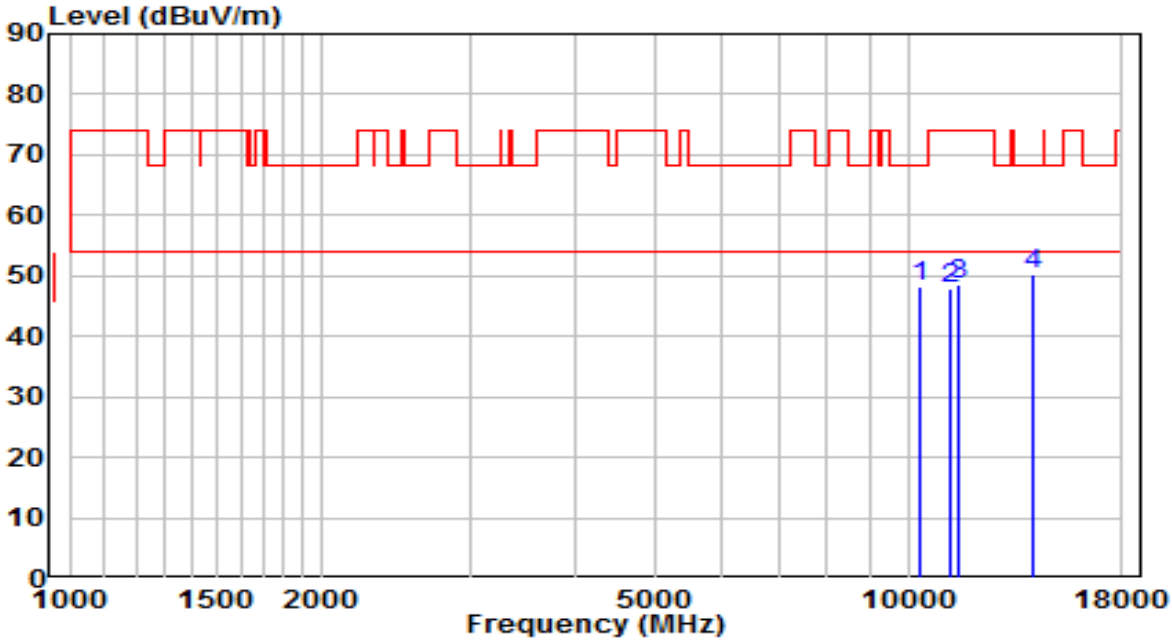

No		Frequency (MHz)	Reading (dBμV)	C.F (dB/m)	Measurement (dBμV/m)	Margin (dB)	Limit (dBμV/m)	Remark (QP/PK/AV)
1		10307.500	30.54	17.70	48.24	-19.96	68.20	Peak
2		11200.000	28.58	19.44	48.02	-25.98	74.00	Peak
3		11514.500	28.57	20.02	48.59	-25.41	74.00	Peak
4	*	14124.000	27.46	22.69	50.15	-18.05	68.20	Peak

Note:

1. " *", means this data is the worst emission level.
2. C.F (Correction Factor) = Antenna Factor (dB/m) + Cable Loss (dB) – Preamplifier(dB).
3. Measurement(dBμV/m) = Reading(dBμV) + C.F (Correction Factor).
4. Average measurements were not performed when peak levels lower than the average limits.

The Result of Radiated Emission 9kHz ~ 30MHz:

EUT	ACCESS POINT	Date of Test	2022-09-06
Factor	FMZB 1519B (9KHz~30MHz)_2022	Temp. / Humidity	25.1°C /48.8%
Polarity	Coaxial	Site / Test Engineer	AC1 / Jay Chu
Test Mode	Transmit by 802.11a at 5180MHz	Test Voltage	120V/60Hz

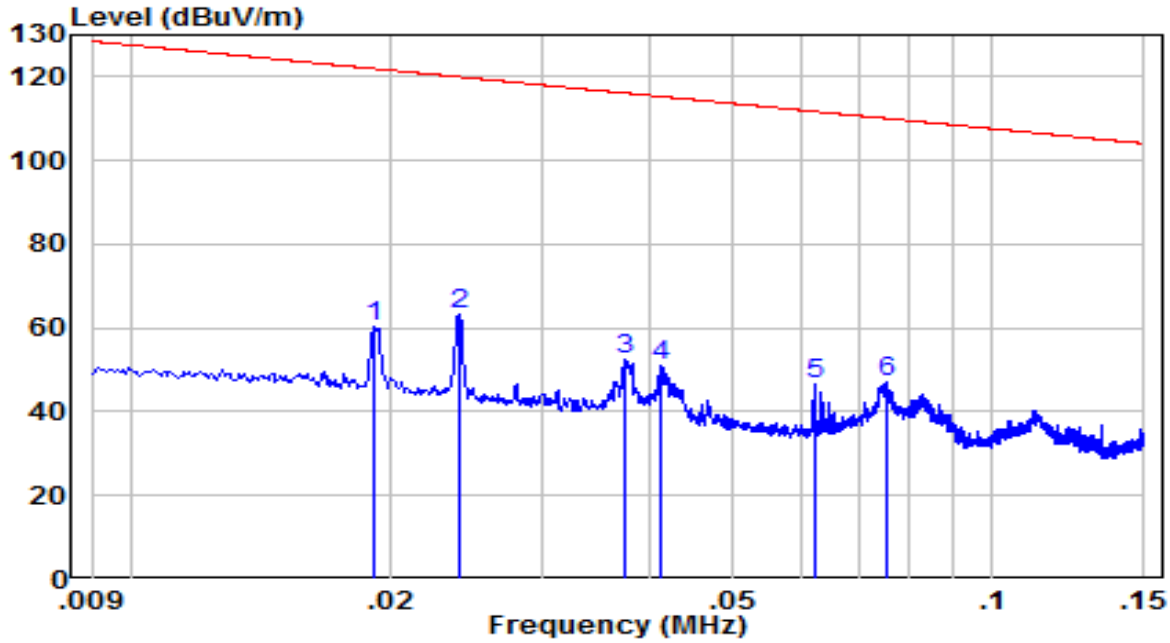

No		Frequency (MHz)	Reading (dBμV)	C.F (dB/m)	Measurement (dBμV/m)	Margin (dB)	Limit (dBμV/m)	Remark (QP/PK/AV)
1		0.019	41.87	18.48	60.35	-61.59	121.94	Peak
2	*	0.024	44.45	18.94	63.39	-56.59	119.98	Peak
3		0.038	33.25	19.43	52.69	-63.41	116.10	Peak
4		0.041	31.42	19.40	50.82	-64.46	115.28	Peak
5		0.062	27.54	19.00	46.54	-65.20	111.73	Peak
6		0.075	28.29	18.65	46.95	-63.12	110.06	Peak

Note:

1. " *", means this data is the worst emission level.
2. C.F (Correction Factor) = Antenna Factor (dB/m) + Cable Loss (dB).
3. Measurement(dBμV/m) = Reading(dBμV) + C.F (Correction Factor).
4.QP measurements were not performed when peak levels lower than the QP limits.

EUT	ACCESS POINT	Date of Test	2022-09-06
Factor	FMZB 1519B (9KHz~30MHz)_2022	Temp. / Humidity	25.1°C /48.8%
Polarity	Coaxial	Site / Test Engineer	AC1 / Jay Chu
Test Mode	Transmit by 802.11a at 5180MHz	Test Voltage	120V/60Hz

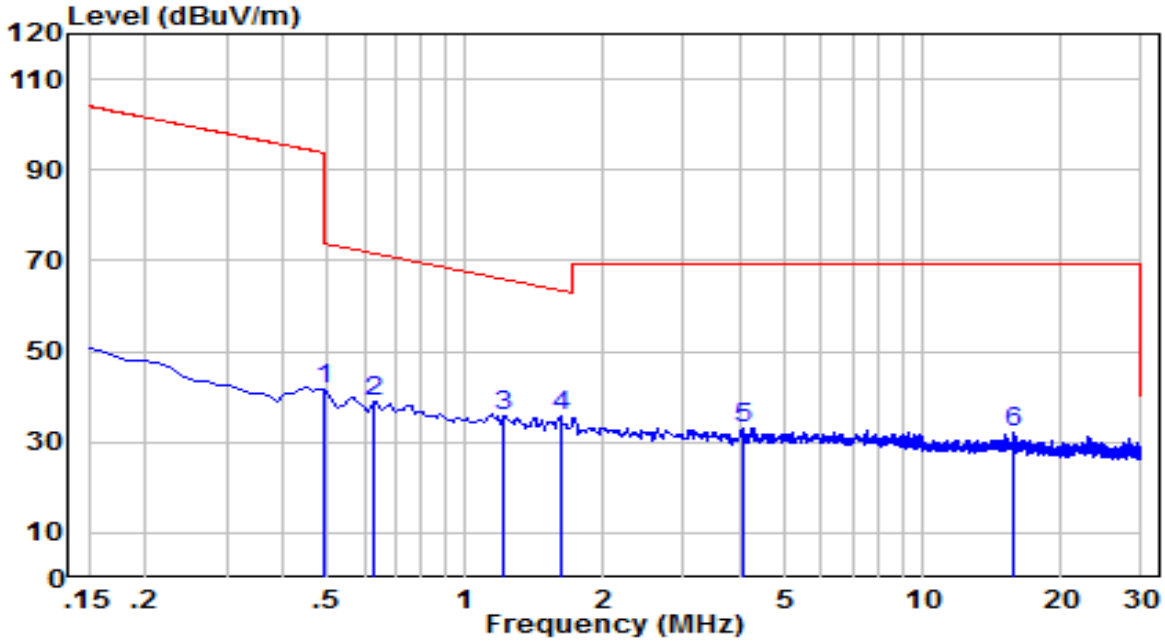

No		Frequency (MHz)	Reading (dBμV)	C.F (dB/m)	Measurement (dBμV/m)	Margin (dB)	Limit (dBμV/m)	Remark (QP/PK/AV)
1		0.493	22.81	18.75	41.55	-32.19	73.74	Peak
2		0.628	19.94	18.80	38.74	-32.92	71.66	Peak
3		1.210	16.78	18.96	35.74	-30.24	65.97	Peak
4	*	1.613	16.67	18.93	35.60	-27.88	63.48	Peak
5		4.031	13.99	19.12	33.10	-36.40	69.50	Peak
6		15.747	9.95	22.22	32.17	-37.33	69.50	Peak

Note:

1. " *", means this data is the worst emission level.
2. C.F (Correction Factor) = Antenna Factor (dB/m) + Cable Loss (dB).
3. Measurement(dBμV/m) = Reading(dBμV) + C.F (Correction Factor).
4.QP measurements were not performed when peak levels lower than the QP limits.

EUT	ACCESS POINT	Date of Test	2022-09-06
Factor	FMZB 1519B (9KHz~30MHz)_2022	Temp. / Humidity	25.1°C /48.8%
Polarity	Coplanar	Site / Test Engineer	AC1 / Jay Chu
Test Mode	Transmit by 802.11a at 5180MHz	Test Voltage	120V/60Hz

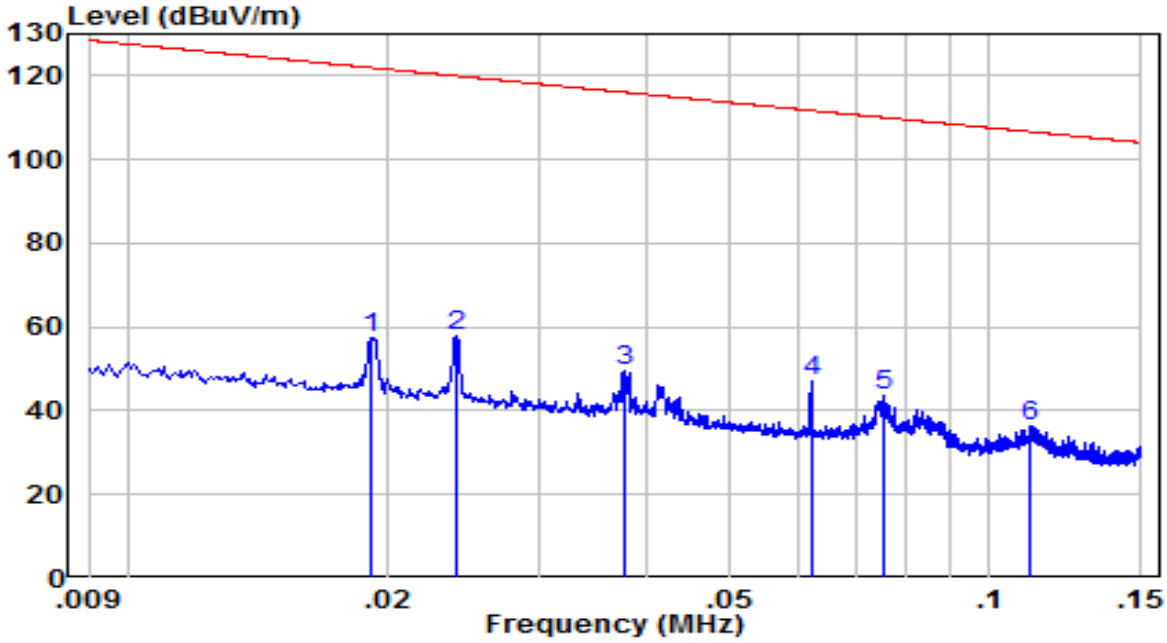

No		Frequency (MHz)	Reading (dBμV)	C.F (dB/m)	Measurement (dBμV/m)	Margin (dB)	Limit (dBμV/m)	Remark (QP/PK/AV)
1		0.019	39.06	18.48	57.54	-64.40	121.94	Peak
2	*	0.024	39.00	18.94	57.94	-62.03	119.98	Peak
3		0.038	29.95	19.43	49.38	-66.70	116.08	Peak
4		0.062	28.13	19.00	47.13	-64.61	111.73	Peak
5		0.075	24.82	18.65	43.47	-66.60	110.07	Peak
6		0.112	18.47	18.06	36.53	-70.10	106.63	Peak

Note:

1. " *", means this data is the worst emission level.
2. C.F (Correction Factor) = Antenna Factor (dB/m) + Cable Loss (dB).
3. Measurement(dBμV/m) = Reading(dBμV) + C.F (Correction Factor).
4.QP measurements were not performed when peak levels lower than the QP limits.

EUT	ACCESS POINT	Date of Test	2022-09-06
Factor	FMZB 1519B (9KHz~30MHz)_2022	Temp. / Humidity	25.1°C /48.8%
Polarity	Coplanar	Site / Test Engineer	AC1 / Jay Chu
Test Mode	Transmit by 802.11a at 5180MHz	Test Voltage	120V/60Hz

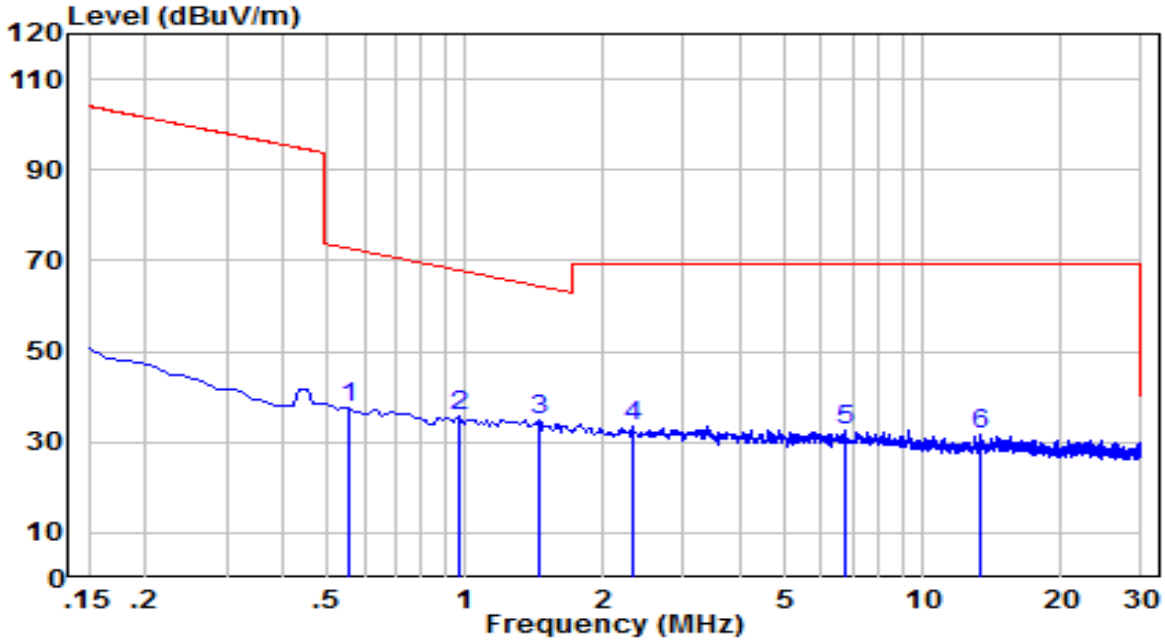

No		Frequency (MHz)	Reading (dBμV)	C.F (dB/m)	Measurement (dBμV/m)	Margin (dB)	Limit (dBμV/m)	Remark (QP/PK/AV)
1		0.553	18.98	18.76	37.75	-35.01	72.75	Peak
2		0.971	16.70	18.96	35.66	-32.22	67.88	Peak
3	*	1.448	15.80	18.94	34.74	-29.67	64.41	Peak
4		2.314	14.45	18.88	33.33	-36.17	69.50	Peak
5		6.732	12.65	20.09	32.73	-36.77	69.50	Peak
6		13.418	9.75	21.89	31.64	-37.86	69.50	Peak

Note:

1. " *", means this data is the worst emission level.
2. C.F (Correction Factor) = Antenna Factor (dB/m) + Cable Loss (dB).
3. Measurement(dBμV/m) = Reading(dBμV) + C.F (Correction Factor).
4.QP measurements were not performed when peak levels lower than the QP limits.

The Result of Radiated Emission below 1GHz:

EUT	ACCESS POINT	Date of Test	2022-09-06
Factor	VULB 9162 (30MHz~8GHz) + 6dB Attenuator_2021	Temp. / Humidity	25.1°C /48.8%
Polarity	Horizontal	Site / Test Engineer	AC1 / Jay Chu
Test Mode	Transmit by 802.11a at 5180MHz	Test Voltage	120V/60Hz

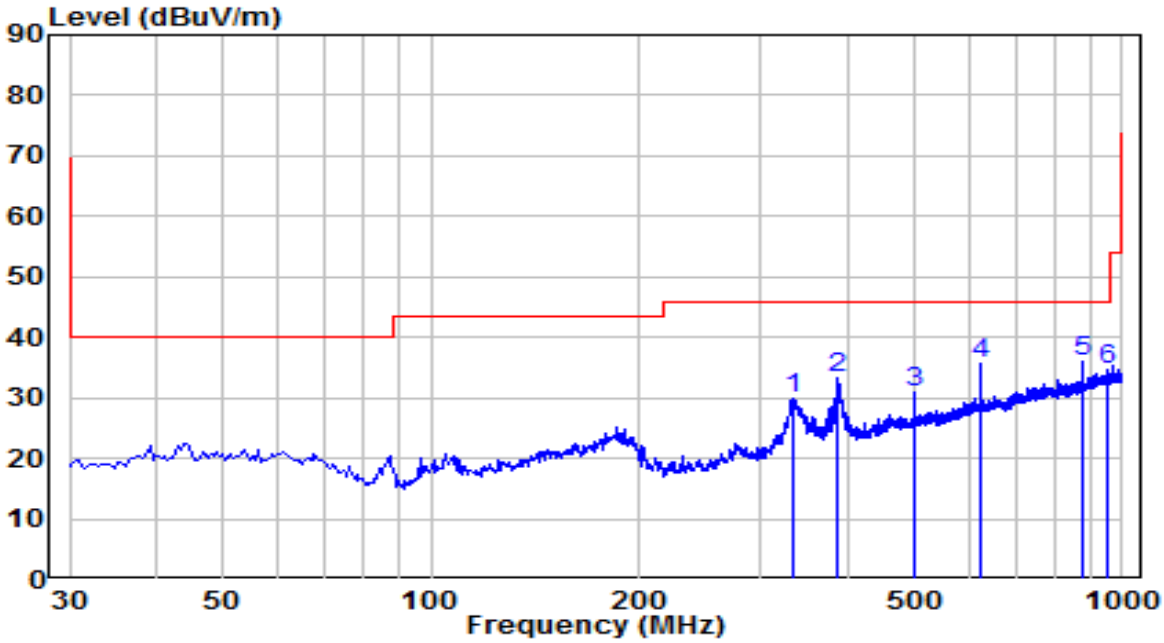

No		Frequency (MHz)	Reading (dBµV)	C.F (dB/m)	Measurement (dBµV/m)	Margin (dB)	Limit (dBµV/m)	Remark (QP/PK/AV)
1		335.065	7.32	22.64	29.96	-16.04	46.00	Peak
2		388.415	9.21	24.00	33.21	-12.79	46.00	Peak
3		499.965	5.03	26.02	31.05	-14.95	46.00	Peak
4		625.095	7.44	28.26	35.69	-10.31	46.00	Peak
5	*	874.870	4.38	31.78	36.16	-9.84	46.00	Peak
6		950.045	2.58	32.16	34.74	-11.26	46.00	Peak

Note:

1. " *", means this data is the worst emission level.
2. C.F (Correction Factor) = Antenna Factor (dB/m) + Cable Loss (dB).
3. Measurement(dBµV/m) = Reading(dBµV) + C.F (Correction Factor).
4.QP measurements were not performed when peak levels lower than the QP limits.

EUT	ACCESS POINT	Date of Test	2022-09-06
Factor	VULB 9162 (30MHz~8GHz) + 6dB Attenuator_2021	Temp. / Humidity	25.1°C /48.8%
Polarity	Vertical	Site / Test Engineer	AC1 / Jay Chu
Test Mode	Transmit by 802.11a at 5180MHz	Test Voltage	120V/60Hz

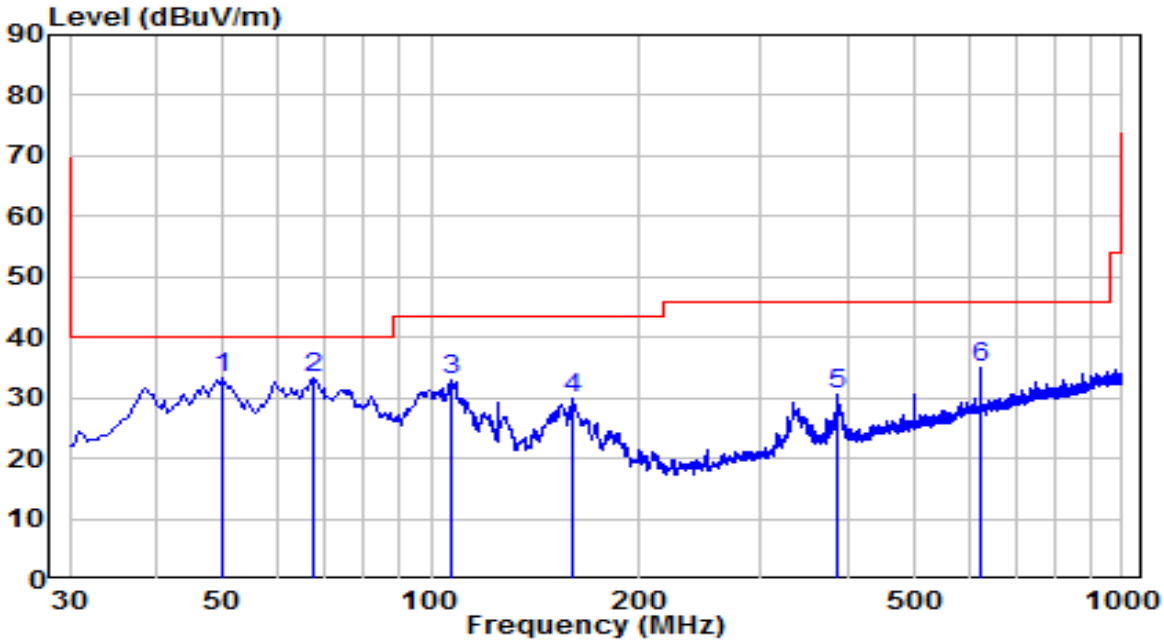

No		Frequency (MHz)	Reading (dBμV)	C.F (dB/m)	Measurement (dBμV/m)	Margin (dB)	Limit (dBμV/m)	Remark (QP/PK/AV)
1	*	49.885	11.84	21.45	33.29	-6.71	40.00	Peak
2		67.830	16.21	16.98	33.19	-6.81	40.00	Peak
3		106.630	13.93	18.97	32.89	-10.61	43.50	Peak
4		160.465	13.71	16.34	30.05	-13.45	43.50	Peak
5		387.445	6.48	23.98	30.45	-15.55	46.00	Peak
6		625.095	6.68	28.26	34.94	-11.06	46.00	Peak

Note:

1. " *", means this data is the worst emission level.
2. C.F (Correction Factor) = Antenna Factor (dB/m) + Cable Loss (dB).
3. Measurement(dBμV/m) = Reading(dBμV) + C.F (Correction Factor).
4.QP measurements were not performed when peak levels lower than the QP limits.

The Result of Radiated Emission 1GHz ~ 18GHz:

EUT	ACCESS POINT	Date of Test	2022-09-06
Factor	BBHA 9120D (1GHz~18GHz)_2022	Temp. / Humidity	25.1°C/48.8%
Polarity	Horizontal	Site / Test Engineer	AC1 / Jay Chu
Test Mode	Transmit by 802.11a at 5240MHz	Test Voltage	120V/60Hz

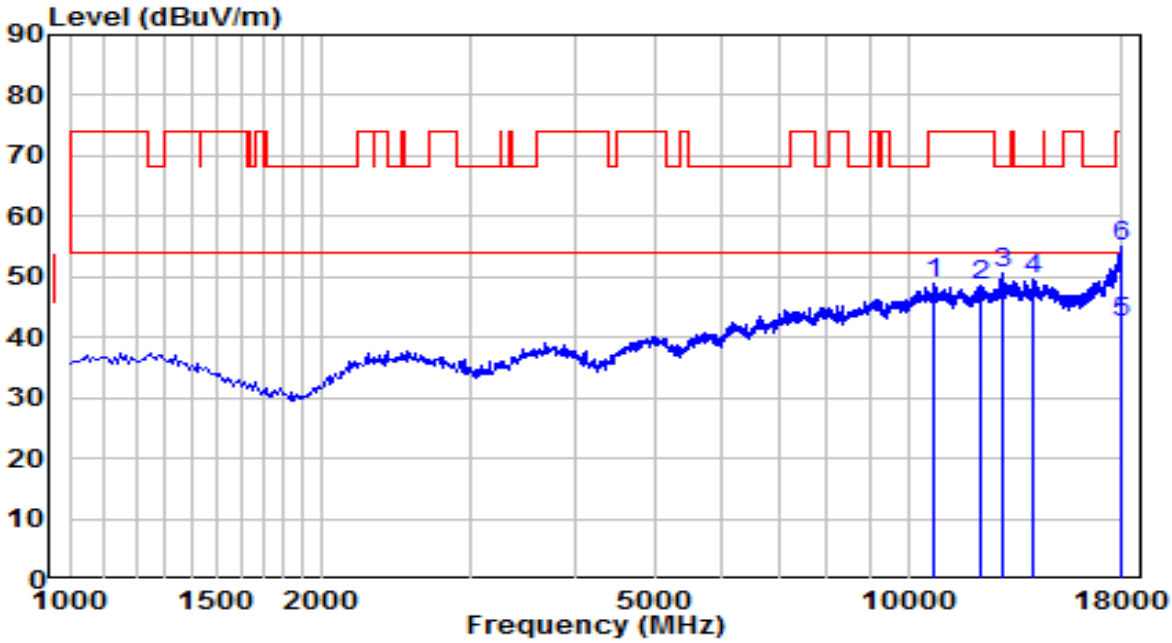

No		Frequency (MHz)	Reading (dBμV)	C.F (dB/m)	Measurement (dBμV/m)	Margin (dB)	Limit (dBμV/m)	Remark (QP/PK/AV)
1		10724.000	30.25	18.74	48.98	-25.02	74.00	Peak
2		12220.000	29.63	18.77	48.40	-25.60	74.00	Peak
3		12976.500	30.60	20.02	50.61	-17.59	68.20	Peak
4		14107.000	26.75	22.69	49.44	-18.76	68.20	Peak
5	*	17991.500	10.40	31.96	42.37	-11.64	54.00	Average
6		17991.500	23.02	31.96	54.98	-19.02	74.00	Peak

Note:

1. " *", means this data is the worst emission level.
2. C.F (Correction Factor) = Antenna Factor (dB/m) + Cable Loss (dB) – Preamplifier(dB).
3. Measurement(dBμV/m) = Reading(dBμV) + C.F (Correction Factor).
4. Average measurements were not performed when peak levels lower than the average limits.

EUT	ACCESS POINT	Date of Test	2022-09-06
Factor	BBHA 9120D (1GHz~18GHz)_2022	Temp. / Humidity	25.1°C/48.8%
Polarity	Vertical	Site / Test Engineer	AC1 / Jay Chu
Test Mode	Transmit by 802.11a at 5240MHz	Test Voltage	120V/60Hz

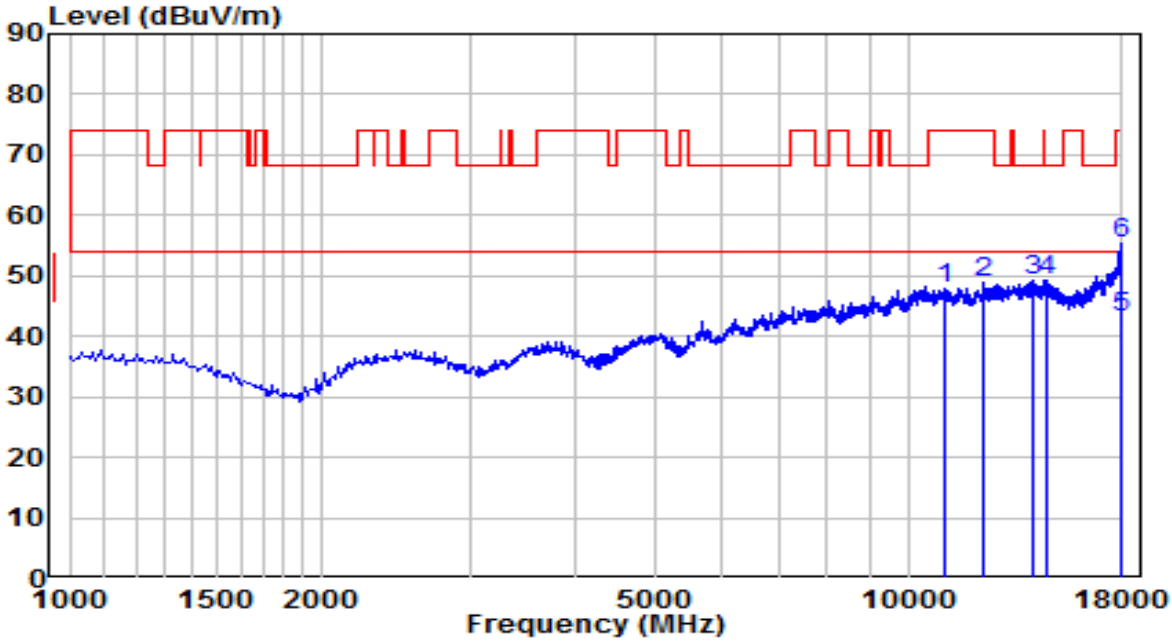

No		Frequency (MHz)	Reading (dBμV)	C.F (dB/m)	Measurement (dBμV/m)	Margin (dB)	Limit (dBμV/m)	Remark (QP/PK/AV)
1		11064.000	28.72	19.16	47.88	-26.12	74.00	Peak
2		12322.000	30.12	18.67	48.79	-25.21	74.00	Peak
3		14115.500	26.43	22.69	49.12	-19.08	68.20	Peak
4		14600.000	26.70	22.63	49.33	-18.87	68.20	Peak
5	*	17932.000	11.60	31.48	43.08	-10.92	54.00	Average
6		17932.000	23.79	31.48	55.27	-18.73	74.00	Peak

Note:

1. " *", means this data is the worst emission level.
2. C.F (Correction Factor) = Antenna Factor (dB/m) + Cable Loss (dB) – Preamplifier(dB).
3. Measurement(dBμV/m) = Reading(dBμV) + C.F (Correction Factor).
4. Average measurements were not performed when peak levels lower than the average limits.

The Result of Radiated Spurious Emission above 18GHz:

EUT	ACCESS POINT	Date of Test	2022-09-06
Factor	BBHA 9170 (15GHz~40GHz)_2022	Temp. / Humidity	25.1°C/48.8%
Polarity	Horizontal	Site / Test Engineer	AC1 / Jay Chu
Test Mode	Transmit by 802.11a at 5180MHz	Test Voltage	120V/60Hz

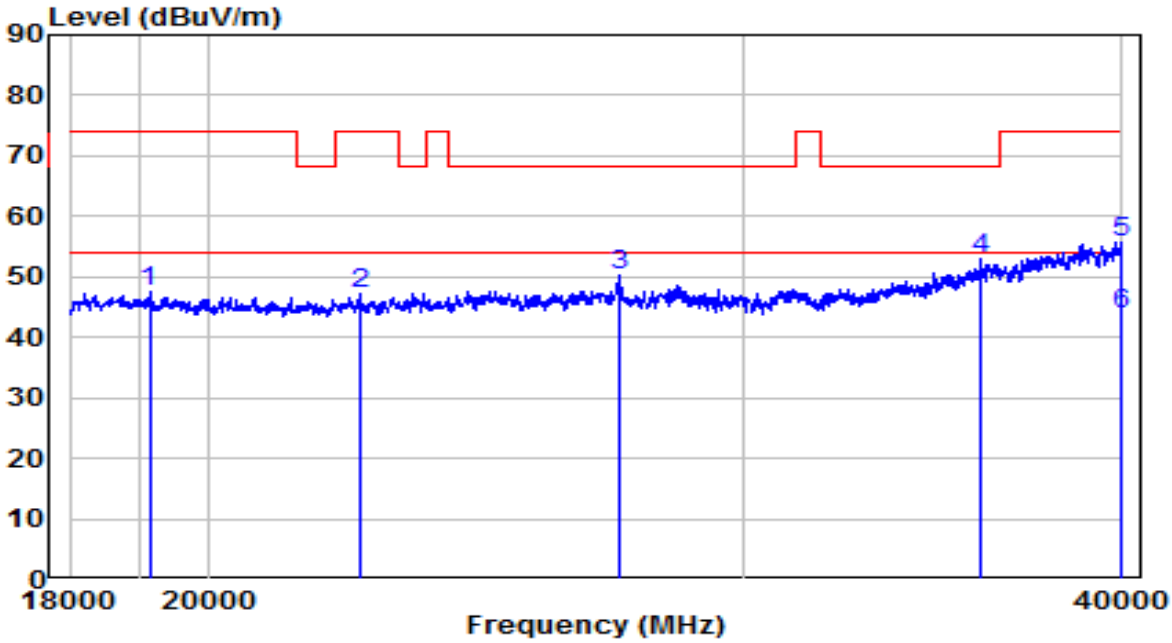

No		Frequency (MHz)	Reading (dBµV)	C.F (dB/m)	Measurement (dBµV/m)	Margin (dB)	Limit (dBµV/m)	Remark (QP/PK/AV)
1		19122.000	36.57	10.86	47.43	-26.57	74.00	Peak
2		22444.000	35.96	11.41	47.37	-26.63	74.00	Peak
3		27295.000	37.40	12.73	50.13	-18.07	68.20	Peak
4		35930.000	31.74	21.08	52.82	-15.38	68.20	Peak
5		39956.000	31.59	24.27	55.86	-18.14	74.00	Peak
6	*	39956.000	19.52	24.27	43.79	-10.21	54.00	Average

Note:

1. " *", means this data is the worst emission level.
2. C.F (Correction Factor) = Antenna Factor (dB/m) + Cable Loss (dB) – Preamplifier(dB).
3. Measurement(dBµV/m) = Reading(dBµV) + C.F (Correction Factor).
4. Average measurements were not performed when peak levels lower than the average limits.

EUT	ACCESS POINT	Date of Test	2022-09-06
Factor	BBHA 9170 (15GHz~40GHz)_2022	Temp. / Humidity	25.1°C/48.8%
Polarity	Vertical	Site / Test Engineer	AC1 / Jay Chu
Test Mode	Transmit by 802.11a at 5180MHz	Test Voltage	120V/60Hz

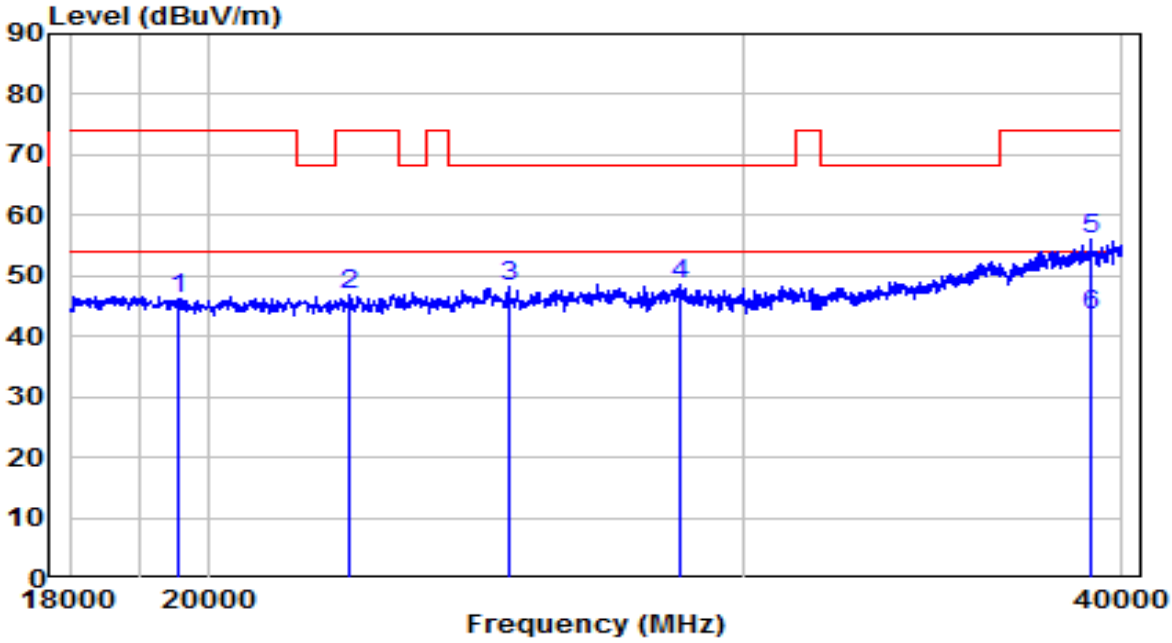

No		Frequency (MHz)	Reading (dBμV)	C.F (dB/m)	Measurement (dBμV/m)	Margin (dB)	Limit (dBμV/m)	Remark (QP/PK/AV)
1		19540.000	35.42	10.71	46.13	-27.87	74.00	Peak
2		22257.000	35.51	11.24	46.75	-27.25	74.00	Peak
3		25128.000	35.77	12.30	48.07	-20.13	68.20	Peak
4		28582.000	35.11	13.57	48.68	-19.52	68.20	Peak
5		39087.000	32.81	23.22	56.03	-17.97	74.00	Peak
6	*	39087.000	20.17	23.22	43.38	-10.62	54.00	Average

Note:

1. " *", means this data is the worst emission level.
2. C.F (Correction Factor) = Antenna Factor (dB/m) + Cable Loss (dB) – Preamplifier(dB).
3. Measurement(dBμV/m) = Reading(dBμV) + C.F (Correction Factor).
4. Average measurements were not performed when peak levels lower than the average limits.

Co-location Spurious Emission Test Data

EUT	ACCESS POINT	Date of Test	2022-09-07
Factor	BBHA 9120D (1GHz~18GHz)_2022	Temp. / Humidity	25.1°C/48.8%
Polarity	Horizontal	Site / Test Engineer	AC1 / Jay Chu
Test Mode	Transmit by 802.11a at 5180MHz + 802.11b at 2412MHz	Test Voltage	120V/60Hz

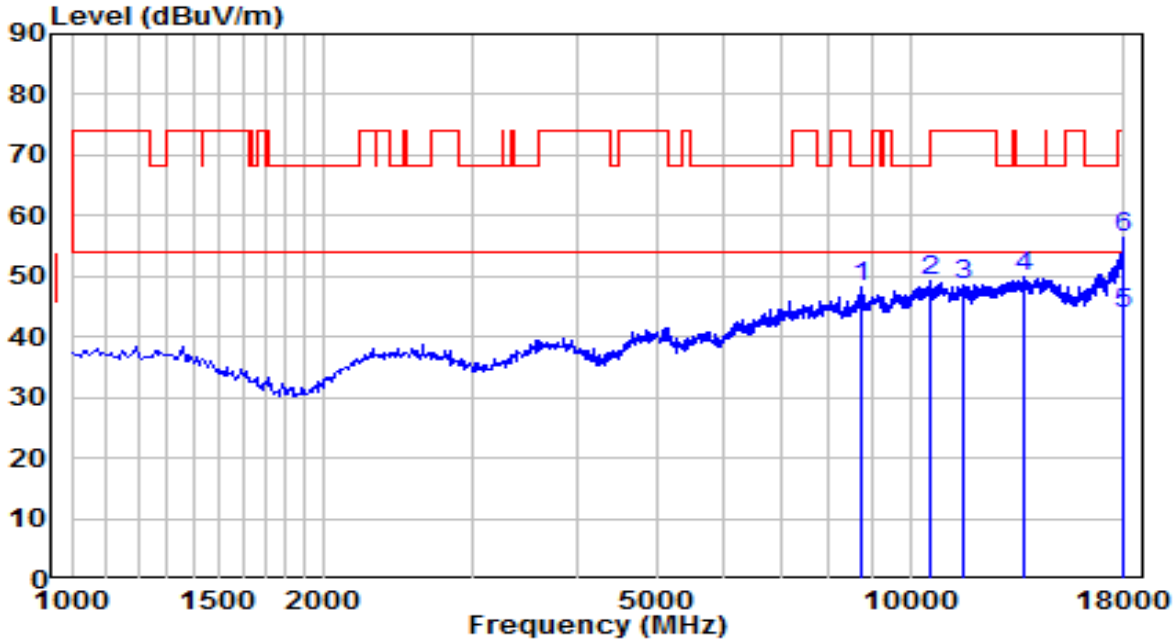

No		Frequency (MHz)	Reading (dBµV)	C.F (dB/m)	Measurement (dBµV/m)	Margin (dB)	Limit (dBµV/m)	Remark (QP/PK/AV)
1		10588.000	30.60	18.59	49.19	-19.01	68.20	Peak
2		11540.000	28.74	19.96	48.70	-25.30	74.00	Peak
3		11888.500	29.38	19.21	48.59	-25.41	74.00	Peak
4		13690.500	27.48	22.36	49.84	-18.36	68.20	Peak
5	*	17991.500	11.99	31.96	43.95	-10.05	54.00	Average
6		17991.500	24.45	31.96	56.41	-17.59	74.00	Peak

Note:

1. " *", means this data is the worst emission level.
2. C.F (Correction Factor) = Antenna Factor (dB/m) + Cable Loss (dB) – Preamplifier(dB).
3. Measurement(dBµV/m) = Reading(dBµV) + C.F (Correction Factor).
4. Average measurements were not performed when peak levels lower than the average limits.

EUT	ACCESS POINT	Date of Test	2022-09-07
Factor	BBHA 9120D (1GHz~18GHz)_2022	Temp. / Humidity	25.1°C/48.8%
Polarity	Vertical	Site / Test Engineer	AC1 / Jay Chu
Test Mode	Transmit by 802.11a at 5180MHz + 802.11b at 2412MHz	Test Voltage	120V/60Hz

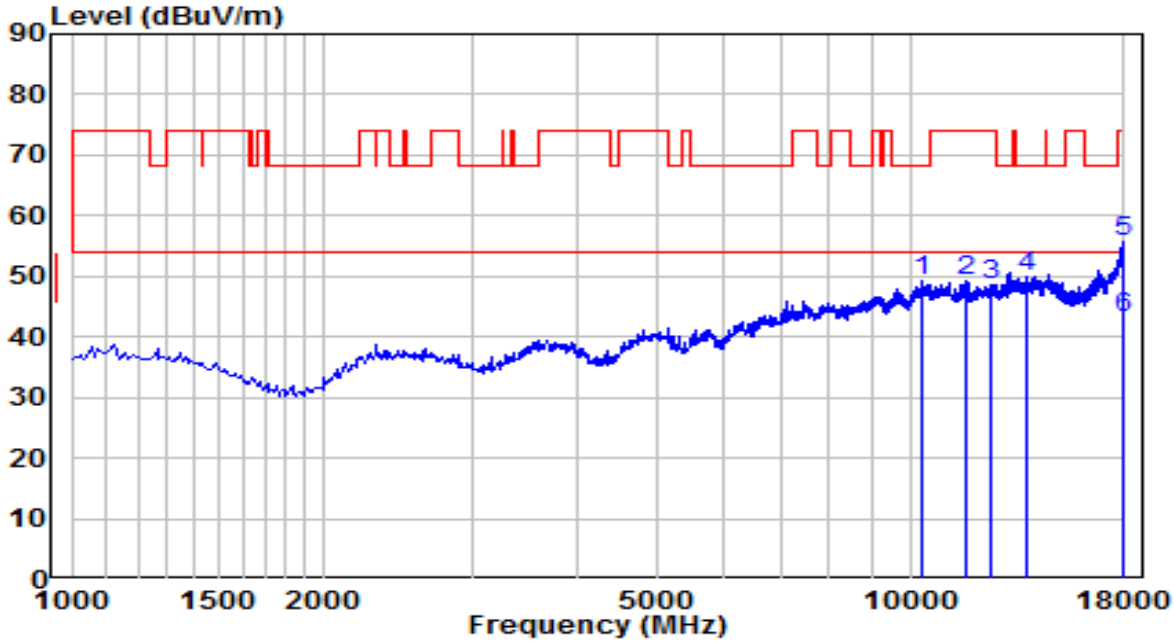

No		Frequency (MHz)	Reading (dBµV)	C.F (dB/m)	Measurement (dBµV/m)	Margin (dB)	Limit (dBµV/m)	Remark (QP/PK/AV)
1		10358.500	31.27	17.91	49.18	-19.02	68.20	Peak
2		11642.000	29.41	19.74	49.15	-24.85	74.00	Peak
3		12466.500	30.17	18.54	48.71	-25.29	74.00	Peak
4		13818.000	27.38	22.49	49.87	-18.33	68.20	Peak
5		17915.000	24.40	31.35	55.75	-18.25	74.00	Peak
6	*	17915.000	11.68	31.35	43.03	-10.97	54.00	Average

Note:

1. " *", means this data is the worst emission level.
2. C.F (Correction Factor) = Antenna Factor (dB/m) + Cable Loss (dB) – Preamplifier(dB).
3. Measurement(dBµV/m) = Reading(dBµV) + C.F (Correction Factor).
4. Average measurements were not performed when peak levels lower than the average limits.

7.8. Radiated Restricted Band Edge Measurement

7.8.1.Test Limit

For 15.205 requirement:

Radiated emissions which fall in the restricted bands, as defined in Section 15.205(a) of FCC part 15, must also comply with the radiated emission limits specified in Section 15.209(a).

Frequency (MHz)	Frequency (MHz)	Frequency (MHz)	Frequency (GHz)
0.090 - 0.110	16.42-16.423	399.9 - 410	4.5-5.15
[1] 0.495 - 0.505	16.69475-16.69525	608 - 614	5.35-5.46
2.1735-2.1905	16.80425-16.80475	960 - 1240	7.25-7.75
4.125-4.128	25.5 -25.67	1300 - 1427	8.025 - 8.5
4.17725-4.17775	37.5-38.25	1435-1626.5	9.0-9.2
4.20725-4.20775	73-74.6	1645.5-1646.5	9.3-9.5
6.215-6.218	74.8-75.2	1660 - 1710	10.6-12.7
6.26775-6.26825	108-121.94	1718.8-1722.2	13.25-13.4
6.31175-6.31225	123 - 138	2200 - 2300	14.47-14.5
8.291-8.294	149.9-150.05	2310 - 2390	15.35-16.2
8.362-8.366	156.52475-156.525	2483.5 - 2500	17.7-21.4
8.37625-8.38675	156.7-156.9	2690 - 2900	22.01-23.12
8.41425-8.41475	162.0125-167.17	3260 - 3267	23.6-24.0
12.29-12.293	167.72-173.2	3332 - 3339	31.2-31.8
12.51975-12.52025	240 - 285	3345.8 - 3358	36.43-36.5
12.57675-12.57725	322-335.4	3600 - 4400	([2])
13.36-13.41	--	--	--

For 15.407(b) requirement:

For transmitters operating in the 5.15-5.25 GHz band: All emissions outside of the 5.15-5.35 GHz band shall not exceed an e.i.r.p. of -27 dBm/MHz.

For transmitters operating in the 5.25-5.35 GHz band: All emissions outside of the 5.15-5.35 GHz band shall not exceed an e.i.r.p. of −27 dBm/MHz.

For transmitters operating in the 5.47-5.725 GHz band: All emissions outside of the 5.47-5.725 GHz band shall not exceed an e.i.r.p. of −27 dBm/MHz.

For transmitters operating in the 5.725-5.85 GHz band: All emissions shall be limited to a level of −27 dBm/MHz at 75 MHz or more above or below the band edge increasing linearly to 10 dBm/MHz at 25 MHz above or below the band edge, and from 25 MHz above or below the band edge increasing linearly to a level of 15.6 dBm/MHz at 5 MHz above or below the band edge, and from 5 MHz above or below the band edge increasing linearly to a level of 27 dBm/MHz at the band edge.

Refer to KDB 789033 D02v02r01 G)2)c), as specified in § 15.407(b), emissions above 1000 MHz.

1) Sections 15.407(b)(1-3) specifies the unwanted emissions limit for the U-NII-1 and U-NII-2 bands. As specified, emissions above 1000 MHz that are outside of the restricted bands are subject to a peak emission limit of -27 dBm/MHz.

2) Section 15.407(b)(4) specifies the unwanted emissions limit for the U-NII-3 band. A band emissions mask is specified in Section 15.407(b)(4)(i). The emission limits are based on the use of a peak detector.

All out of band emissions appearing in a restricted band as specified in Section 15.205 of the Title 47CFR must not exceed the limits shown in Table per Section 15.209.

FCC Part 15 Subpart C Paragraph 15.209		
Frequency [MHz]	Field Strength [μV/m]	Measured Distance [Meters]
0.009 - 0.490	2400/F (kHz)	300
0.490 - 1.705	24000/F (kHz)	30
1.705 - 30	30	30
30 - 88	100	3
88 - 216	150	3
216 - 960	200	3
Above 960	500	3

7.8.2.Test Procedure Used

KDB 789033 D02v02r01 – Section G

7.8.3.Test Setting

Peak Measurements above 1GHz

1. Analyzer center frequency was set to the frequency of the radiated spurious emission of interest
2. RBW = 1MHz
3. VBW = 3MHz
4. Detector = peak
5. Sweep time = auto couple
6. Trace mode = max hold
7. Trace was allowed to stabilize

Average Measurements above 1GHz (Method VB)

1. Analyzer center frequency was set to the frequency of the radiated spurious emission of interest
2. RBW = 1MHz
3. VBW If the EUT is configured to transmit with duty cycle ≥ 98%, set VBW ≤ RBW/100 (i.e., 10 kHz) but not less than 10 Hz. If the EUT duty cycle is < 98%, set VBW ≥ 1/T.

802.11a	VBW = 470Hz	802.11ax-HE20	VBW = 680Hz
802.11ac-VHT20	VBW = 510Hz	802.11ax-HE40	VBW = 1.3kHz
802.11ac-VHT40	VBW = 1.1kHz	802.11ax-HE80	VBW = 2.7kHz
802.11ac-VHT80	VBW = 2.2kHz	N/A	N/A

4. Detector = Peak
5. Sweep time = auto
6. Allow max hold to run for at least 50 traces if the transmitted signal is continuous or has at least 98% duty cycle. For lower duty cycles, increase the minimum number of traces by a factor of 1/x, where x is the duty cycle.

7.8.4.Test Setup

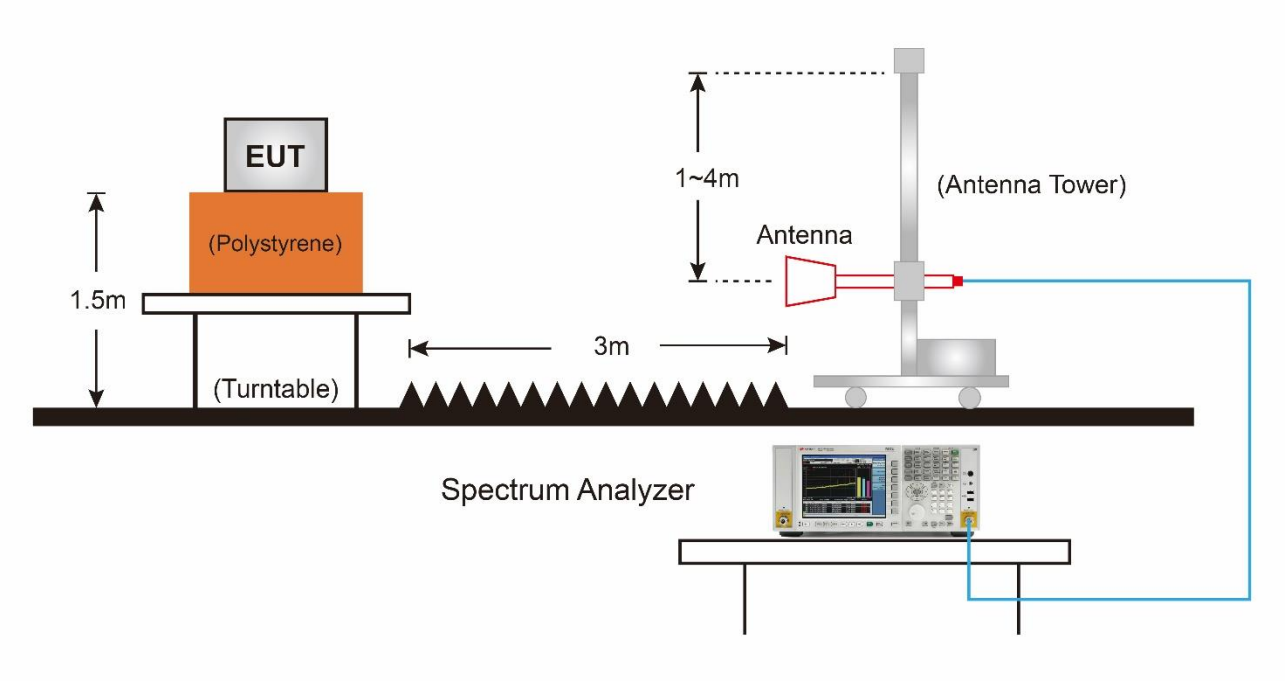

7.8.5.Test Result

EUT	ACCESS POINT	Date of Test	2022-08-23
Factor	BBHA 9120D (1GHz~18GHz)_2022	Temp. / Humidity	24.7°C/46.2%
Polarity	Horizontal	Site / Test Engineer	Jay Chu
Test Mode	Transmit by 802.11a at 5180MHz	Test Voltage	120V/60Hz

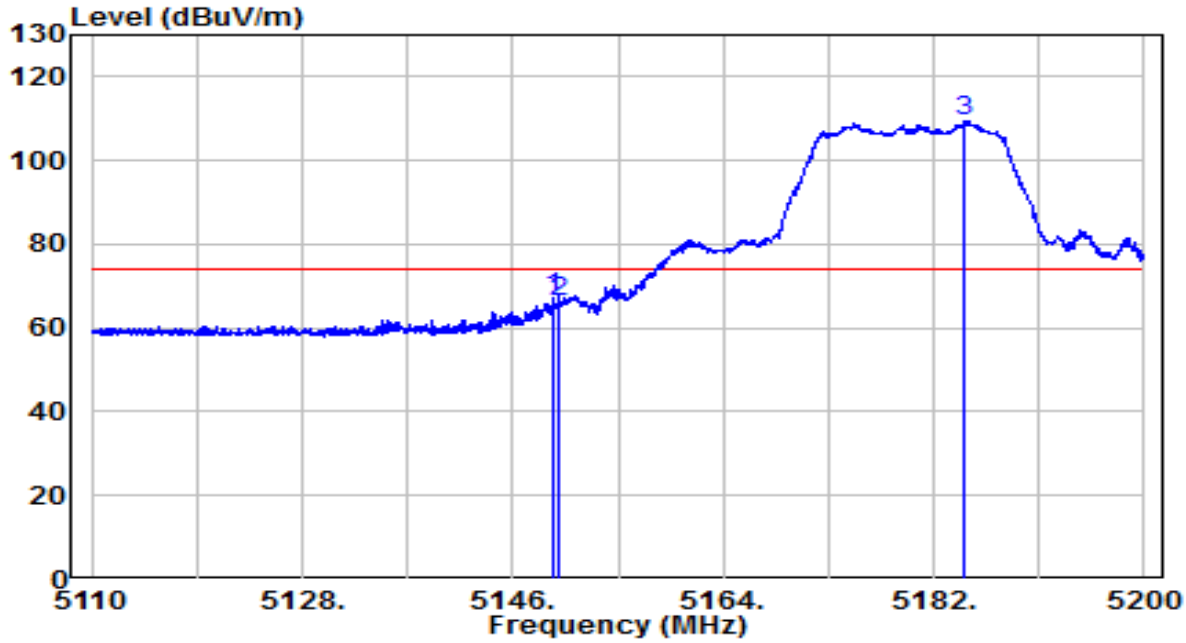

No		Frequency (MHz)	Reading (dBμV)	C.F (dB/m)	Measurement (dBμV/m)	Margin (dB)	Limit (dBμV/m)	Remark (QP/PK/AV)
1		5149.510	46.95	20.19	67.14	-6.86	74.00	Peak
2		5150.000	46.04	20.19	66.23	-7.77	74.00	Peak
3	*	5184.700	89.08	20.24	109.32	N/A	N/A	Peak

Note:

1. " *", means this data is the worst emission level.

2. C.F (Correction Factor) = Antenna Factor (dB/m) + Cable Loss (dB) + 16dB Attenuation (dB) – Preamplifier(dB).

3. Measurement(dBμV/m) = Reading(dBμV) + C.F (Correction Factor).

EUT	ACCESS POINT	Date of Test	2022-08-23
Factor	BBHA 9120D (1GHz~18GHz)_2022	Temp. / Humidity	24.7°C/46.2%
Polarity	Horizontal	Site / Test Engineer	Jay Chu
Test Mode	Transmit by 802.11a at 5180MHz	Test Voltage	120V/60Hz

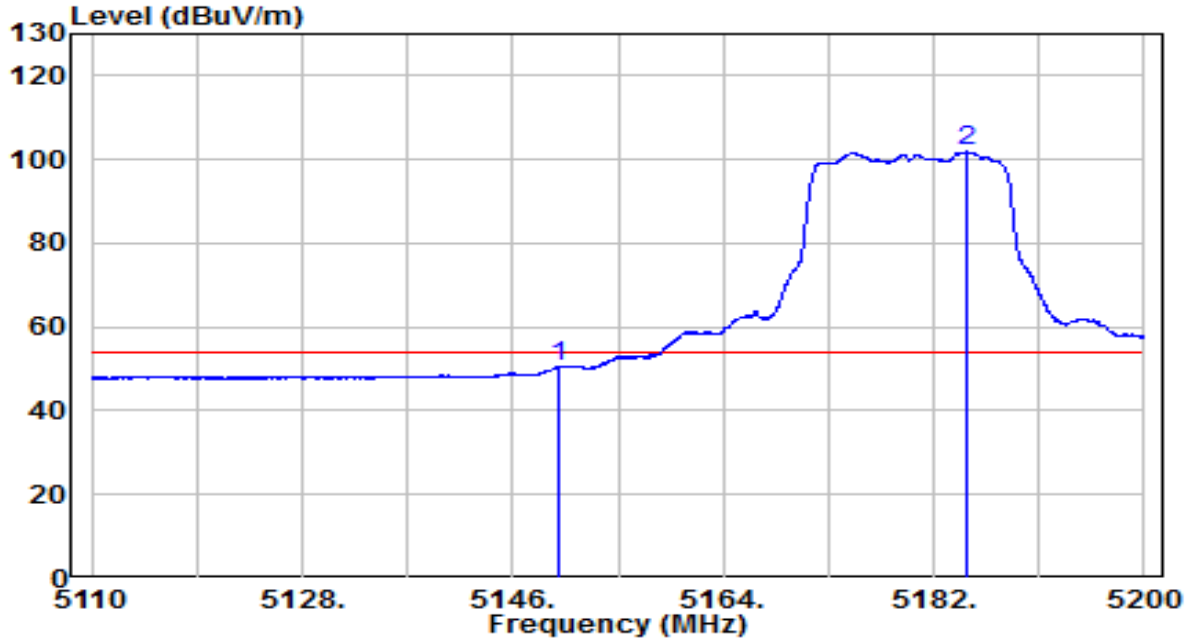

No		Frequency (MHz)	Reading (dBμV)	C.F (dB/m)	Measurement (dBμV/m)	Margin (dB)	Limit (dBμV/m)	Remark (QP/PK/AV)
1		5150.005	30.11	20.19	50.31	-3.69	54.00	Average
2	*	5184.835	81.59	20.24	101.83	N/A	N/A	Average

Note:

1. " *", means this data is the worst emission level.

2. C.F (Correction Factor) = Antenna Factor (dB/m) + Cable Loss (dB) + 16dB Attenuation (dB) – Preamplifier(dB).

3. Measurement(dBμV/m) = Reading(dBμV) + C.F (Correction Factor).

EUT	ACCESS POINT	Date of Test	2022-08-23
Factor	BBHA 9120D (1GHz~18GHz)_2022	Temp. / Humidity	24.7°C/46.2%
Polarity	Vertical	Site / Test Engineer	Jay Chu
Test Mode	Transmit by 802.11a at 5180MHz	Test Voltage	120V/60Hz

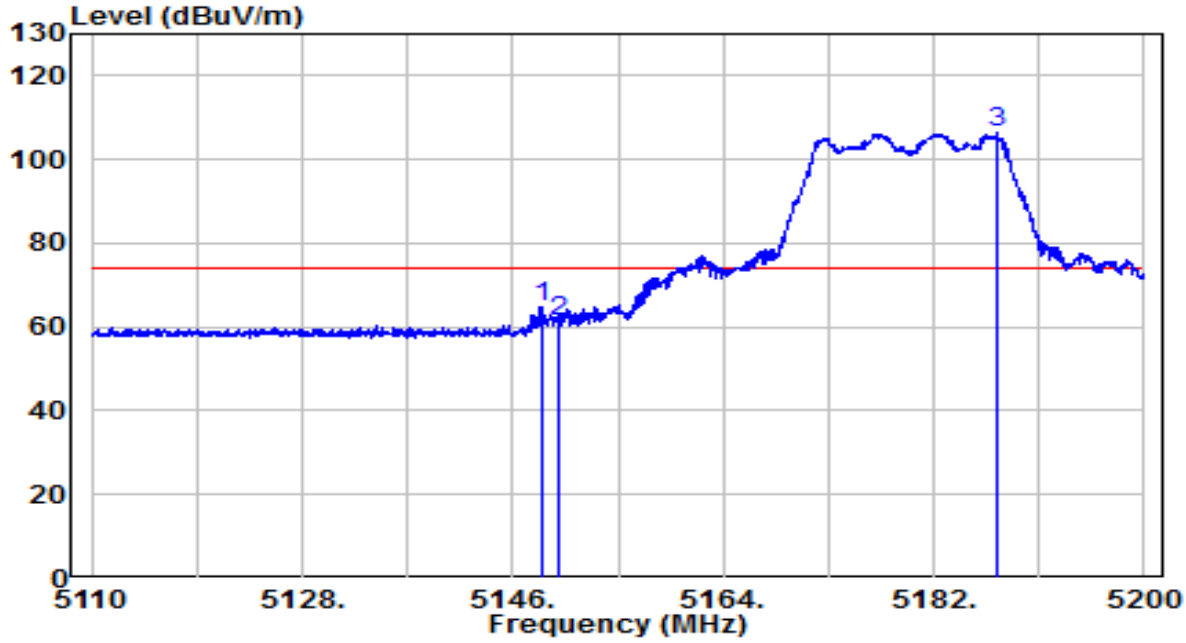

No		Frequency (MHz)	Reading (dBμV)	C.F (dB/m)	Measurement (dBμV/m)	Margin (dB)	Limit (dBμV/m)	Remark (QP/PK/AV)
1		5148.430	44.73	20.19	64.92	-9.08	74.00	Peak
2		5150.000	41.26	20.19	61.45	-12.55	74.00	Peak
3	*	5187.400	86.12	20.25	106.37	N/A	N/A	Peak

Note:

1. " *", means this data is the worst emission level.

2. C.F (Correction Factor) = Antenna Factor (dB/m) + Cable Loss (dB) + 16dB Attenuation (dB) – Preamplifier(dB).

3. Measurement(dBμV/m) = Reading(dBμV) + C.F (Correction Factor).

EUT	ACCESS POINT	Date of Test	2022-08-23
Factor	BBHA 9120D (1GHz~18GHz)_2022	Temp. / Humidity	24.7°C/46.2%
Polarity	Vertical	Site / Test Engineer	Jay Chu
Test Mode	Transmit by 802.11a at 5180MHz	Test Voltage	120V/60Hz

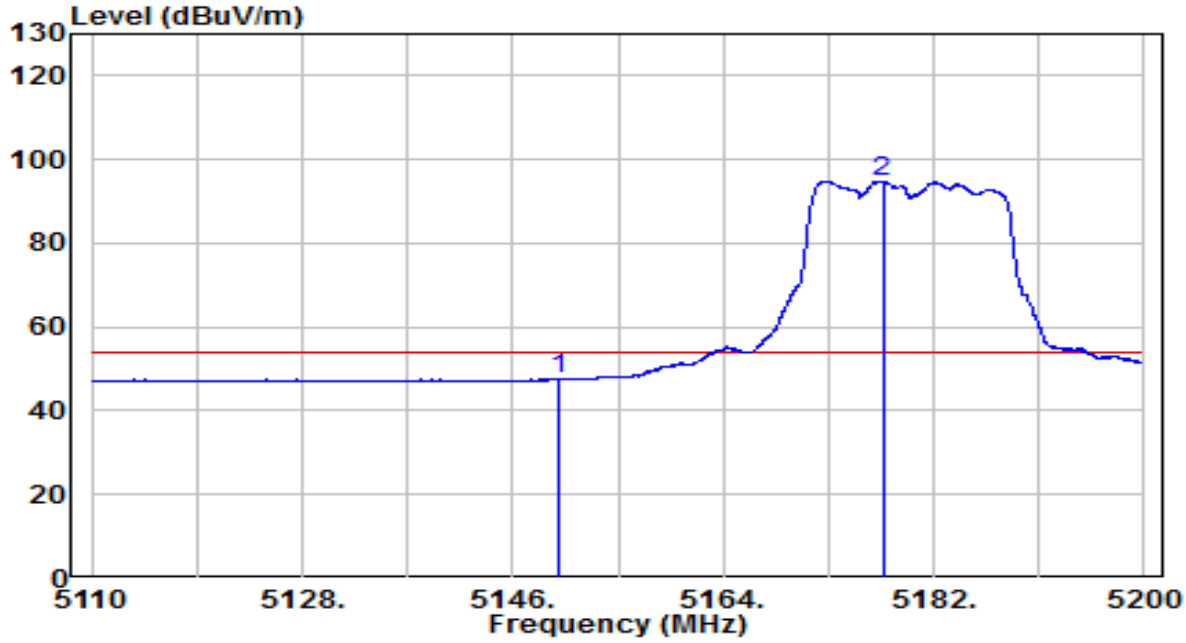

No		Frequency (MHz)	Reading (dBμV)	C.F (dB/m)	Measurement (dBμV/m)	Margin (dB)	Limit (dBμV/m)	Remark (QP/PK/AV)
1		5150.005	27.46	20.19	47.65	-6.35	54.00	Average
2	*	5177.635	74.67	20.23	94.91	N/A	N/A	Average

Note:

1. " *", means this data is the worst emission level.

2. C.F (Correction Factor) = Antenna Factor (dB/m) + Cable Loss (dB) + 16dB Attenuation (dB) – Preamplifier(dB).

3. Measurement(dBμV/m) = Reading(dBμV) + C.F (Correction Factor).

EUT	ACCESS POINT	Date of Test	2022-08-23
Factor	BBHA 9120D (1GHz~18GHz)_2022	Temp. / Humidity	24.7°C/46.2%
Polarity	Horizontal	Site / Test Engineer	Jay Chu
Test Mode	Transmit by 802.11a at 5320MHz	Test Voltage	120V/60Hz

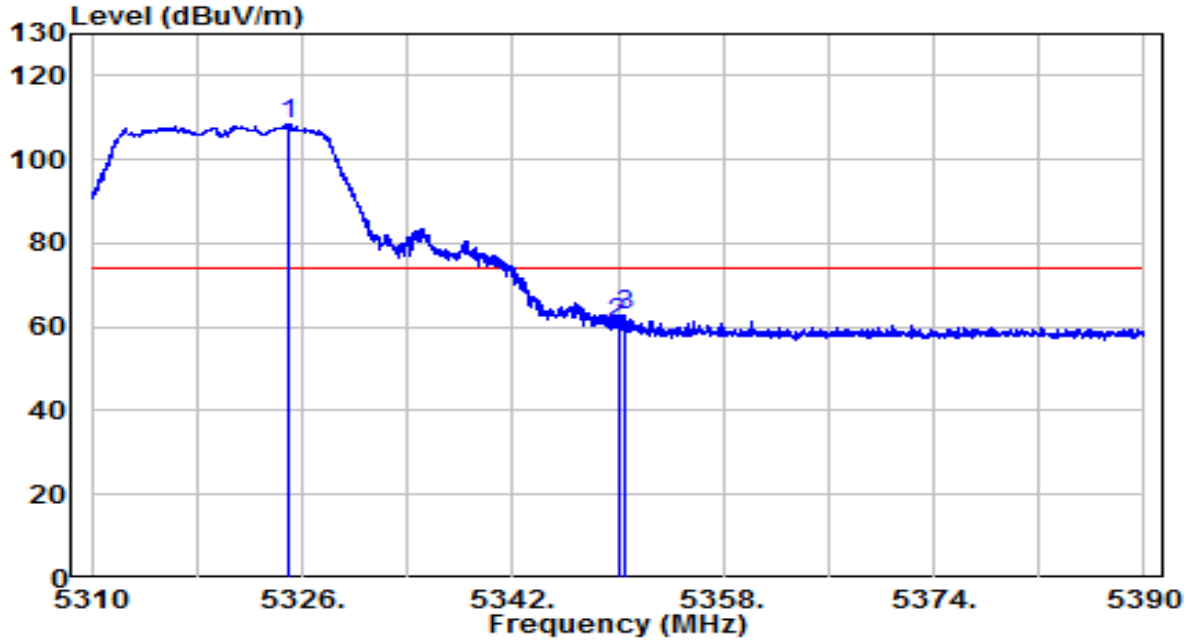

No		Frequency (MHz)	Reading (dBμV)	C.F (dB/m)	Measurement (dBμV/m)	Margin (dB)	Limit (dBμV/m)	Remark (QP/PK/AV)
1	*	5324.920	87.90	20.45	108.35	N/A	N/A	Peak
2		5350.000	40.24	20.49	60.72	-13.28	74.00	Peak
3		5350.440	42.19	20.49	62.67	-11.33	74.00	Peak

Note:

1. " *", means this data is the worst emission level.

2. C.F (Correction Factor) = Antenna Factor (dB/m) + Cable Loss (dB) + 16dB Attenuation (dB) – Preamplifier(dB).

3. Measurement(dBμV/m) = Reading(dBμV) + C.F (Correction Factor).

EUT	ACCESS POINT	Date of Test	2022-08-23
Factor	BBHA 9120D (1GHz~18GHz)_2022	Temp. / Humidity	24.7°C/46.2%
Polarity	Horizontal	Site / Test Engineer	Jay Chu
Test Mode	Transmit by 802.11a at 5320MHz	Test Voltage	120V/60Hz

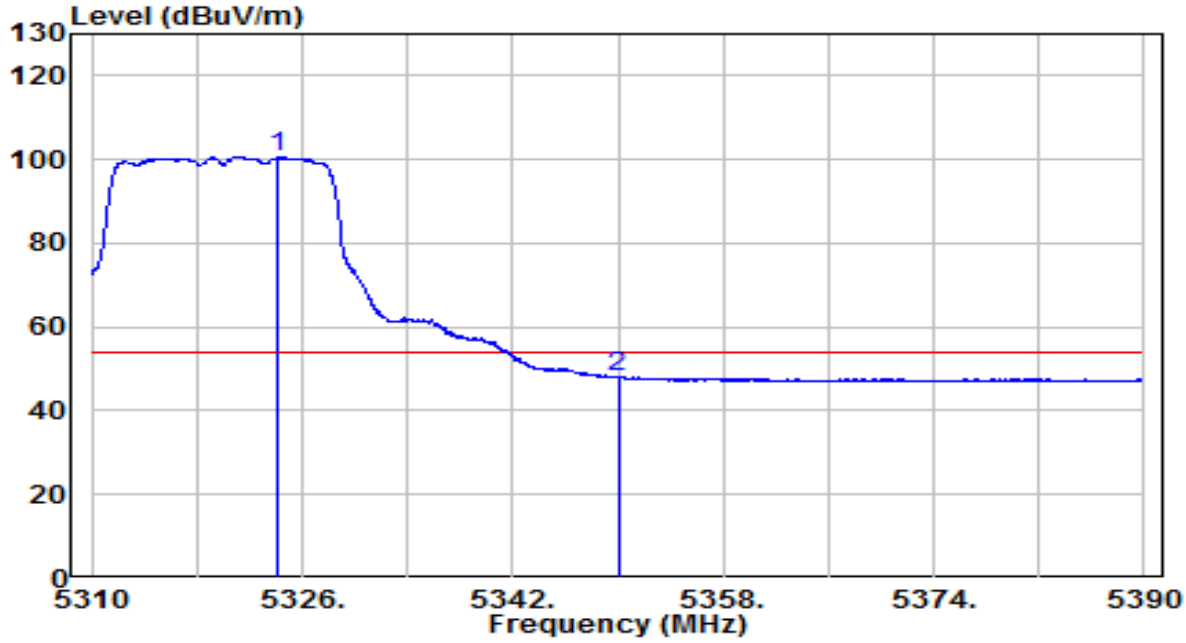

No		Frequency (MHz)	Reading (dBμV)	C.F (dB/m)	Measurement (dBμV/m)	Margin (dB)	Limit (dBμV/m)	Remark (QP/PK/AV)
1	*	5324.120	80.15	20.45	100.60	N/A	N/A	Average
2		5350.000	27.74	20.49	48.23	-5.77	54.00	Average

Note:

1. " *", means this data is the worst emission level.

2. C.F (Correction Factor) = Antenna Factor (dB/m) + Cable Loss (dB) + 16dB Attenuation (dB) – Preamplifier(dB).

3. Measurement(dBμV/m) = Reading(dBμV) + C.F (Correction Factor).

EUT	ACCESS POINT	Date of Test	2022-08-23
Factor	BBHA 9120D (1GHz~18GHz)_2022	Temp. / Humidity	24.7°C/46.2%
Polarity	Vertical	Site / Test Engineer	Jay Chu
Test Mode	Transmit by 802.11a at 5320MHz	Test Voltage	120V/60Hz

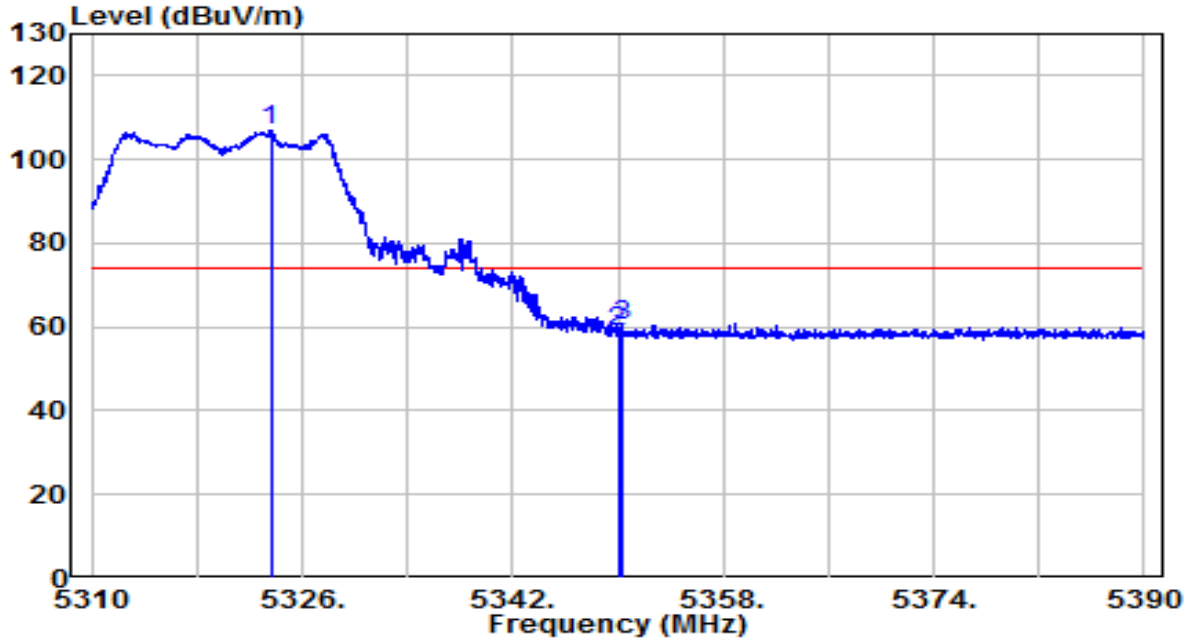

No		Frequency (MHz)	Reading (dBμV)	C.F (dB/m)	Measurement (dBμV/m)	Margin (dB)	Limit (dBμV/m)	Remark (QP/PK/AV)
1	*	5323.600	86.50	20.45	106.94	N/A	N/A	Peak
2		5350.000	38.55	20.49	59.04	-14.96	74.00	Peak
3		5350.240	40.05	20.49	60.54	-13.46	74.00	Peak

Note:

1. " *", means this data is the worst emission level.

2. C.F (Correction Factor) = Antenna Factor (dB/m) + Cable Loss (dB) + 16dB Attenuation (dB) – Preamplifier(dB).

3. Measurement(dBμV/m) = Reading(dBμV) + C.F (Correction Factor).

EUT	ACCESS POINT	Date of Test	2022-08-23
Factor	BBHA 9120D (1GHz~18GHz)_2022	Temp. / Humidity	24.7°C/46.2%
Polarity	Vertical	Site / Test Engineer	Jay Chu
Test Mode	Transmit by 802.11a at 5320MHz	Test Voltage	120V/60Hz

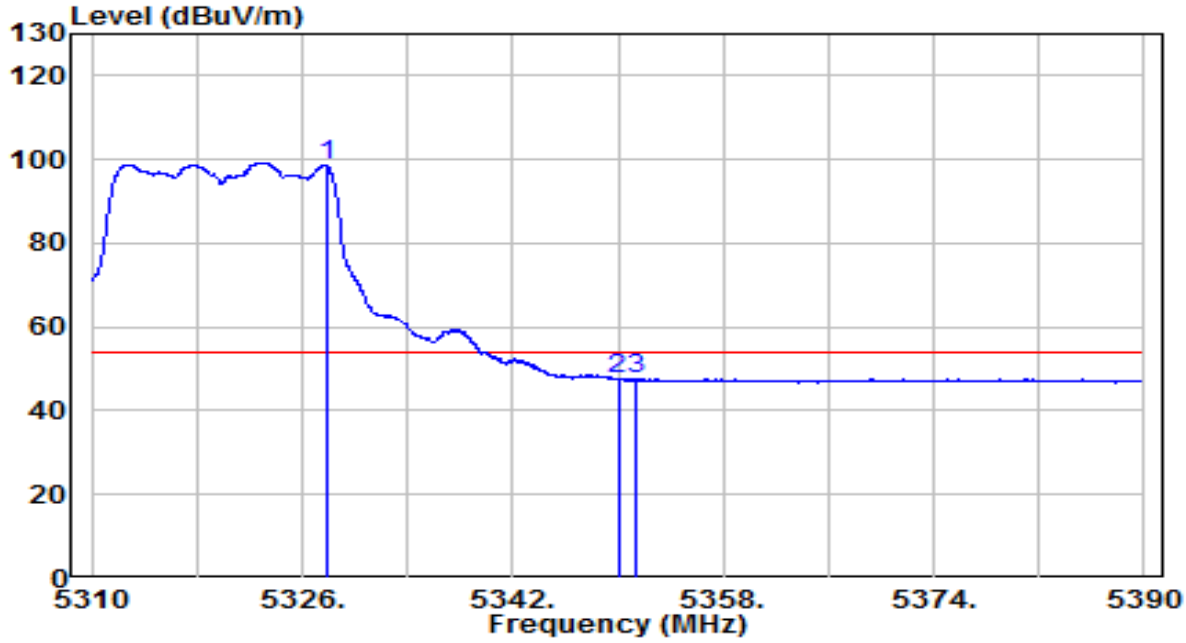

No		Frequency (MHz)	Reading (dBμV)	C.F (dB/m)	Measurement (dBμV/m)	Margin (dB)	Limit (dBμV/m)	Remark (QP/PK/AV)
1	*	5327.800	78.18	20.46	98.64	N/A	N/A	Average
2		5350.000	26.96	20.49	47.45	-6.55	54.00	Average
3		5351.440	27.19	20.49	47.68	-6.32	54.00	Average

Note:

1. " *", means this data is the worst emission level.

2. C.F (Correction Factor) = Antenna Factor (dB/m) + Cable Loss (dB) + 16dB Attenuation (dB) – Preamplifier(dB).

3. Measurement(dBμV/m) = Reading(dBμV) + C.F (Correction Factor).

EUT	ACCESS POINT	Date of Test	2022-08-23
Factor	BBHA 9120D (1GHz~18GHz)_2022	Temp. / Humidity	24.7°C/46.2%
Polarity	Horizontal	Site / Test Engineer	Jay Chu
Test Mode	Transmit by 802.11a at 5500MHz	Test Voltage	120V/60Hz

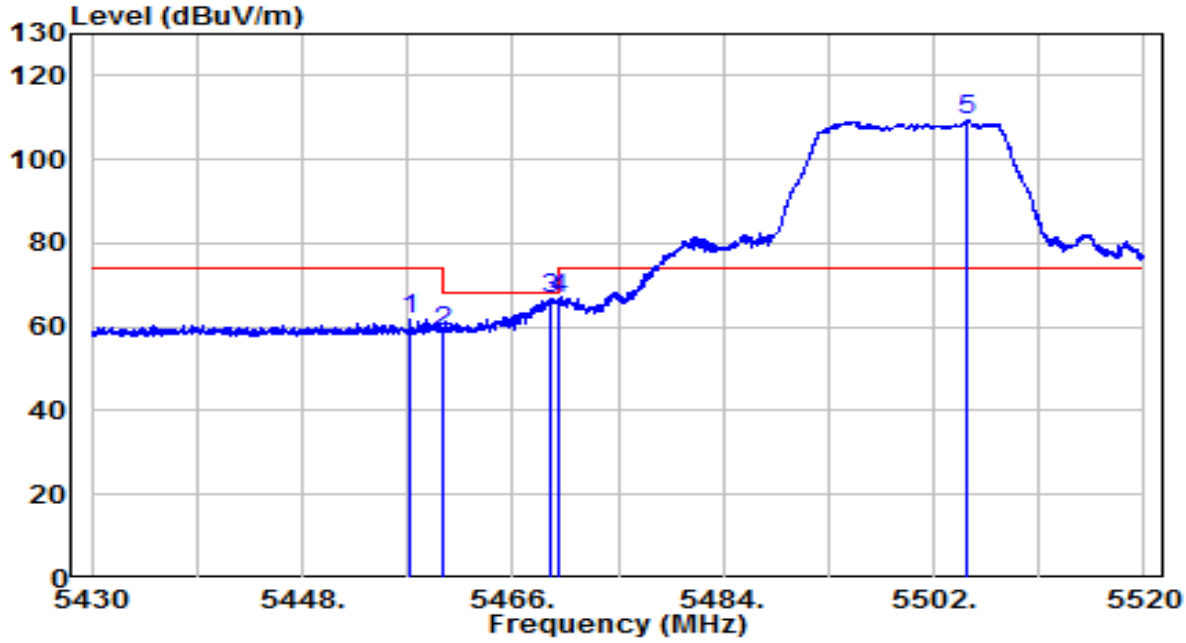

No		Frequency (MHz)	Reading (dBμV)	C.F (dB/m)	Measurement (dBμV/m)	Margin (dB)	Limit (dBμV/m)	Remark (QP/PK/AV)
1		5457.180	41.29	20.65	61.93	-12.07	74.00	Peak
2		5460.000	38.02	20.65	58.67	-9.53	68.20	Peak
3		5469.195	46.14	20.66	66.81	-1.39	68.20	Peak
4		5470.000	45.99	20.67	66.66	-1.54	68.20	Peak
5	*	5504.790	88.64	20.73	109.36	N/A	N/A	Peak

Note:

1. " *", means this data is the worst emission level.

2. C.F (Correction Factor) = Antenna Factor (dB/m) + Cable Loss (dB) + 16dB Attenuation (dB) – Preamplifier(dB).

3. Measurement(dBμV/m) = Reading(dBμV) + C.F (Correction Factor).

EUT	ACCESS POINT	Date of Test	2022-08-23
Factor	BBHA 9120D (1GHz~18GHz)_2022	Temp. / Humidity	24.7°C/46.2%
Polarity	Horizontal	Site / Test Engineer	Jay Chu
Test Mode	Transmit by 802.11a at 5500MHz	Test Voltage	120V/60Hz

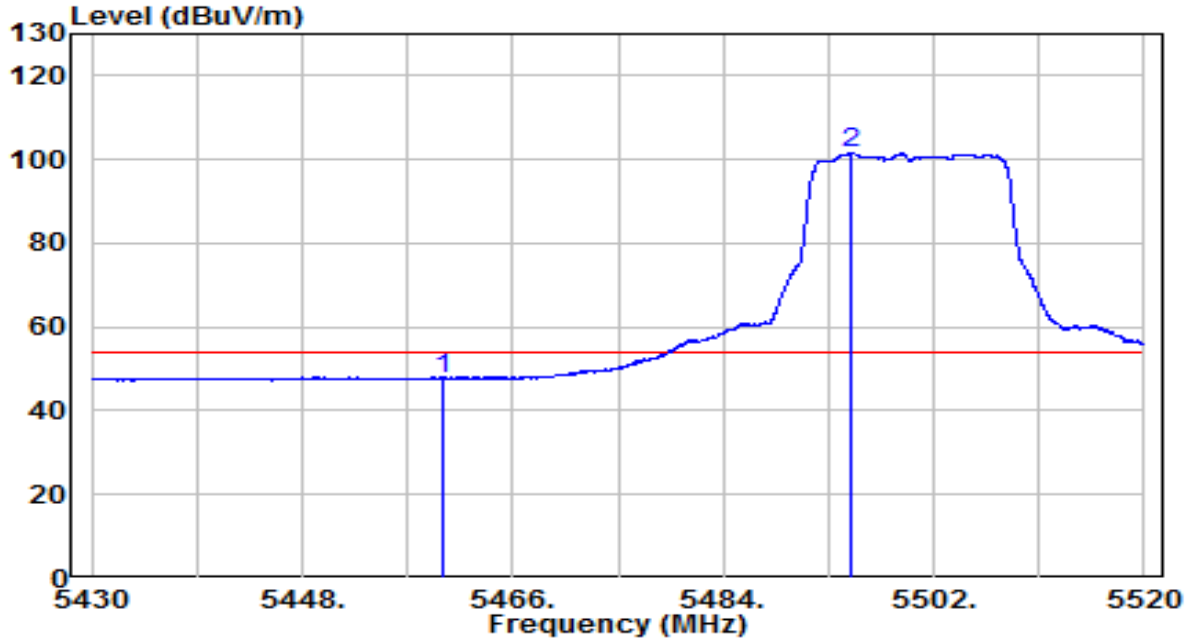

No		Frequency (MHz)	Reading (dBμV)	C.F (dB/m)	Measurement (dBμV/m)	Margin (dB)	Limit (dBμV/m)	Remark (QP/PK/AV)
1		5460.000	27.16	20.65	47.81	-6.19	54.00	Average
2	*	5494.935	80.88	20.70	101.58	N/A	N/A	Average

Note:

1. " *", means this data is the worst emission level.

2. C.F (Correction Factor) = Antenna Factor (dB/m) + Cable Loss (dB) + 16dB Attenuation (dB) – Preamplifier(dB).

3. Measurement(dBμV/m) = Reading(dBμV) + C.F (Correction Factor).

EUT	ACCESS POINT	Date of Test	2022-08-23
Factor	BBHA 9120D (1GHz~18GHz)_2022	Temp. / Humidity	24.7°C/46.2%
Polarity	Vertical	Site / Test Engineer	Jay Chu
Test Mode	Transmit by 802.11a at 5500MHz	Test Voltage	120V/60Hz

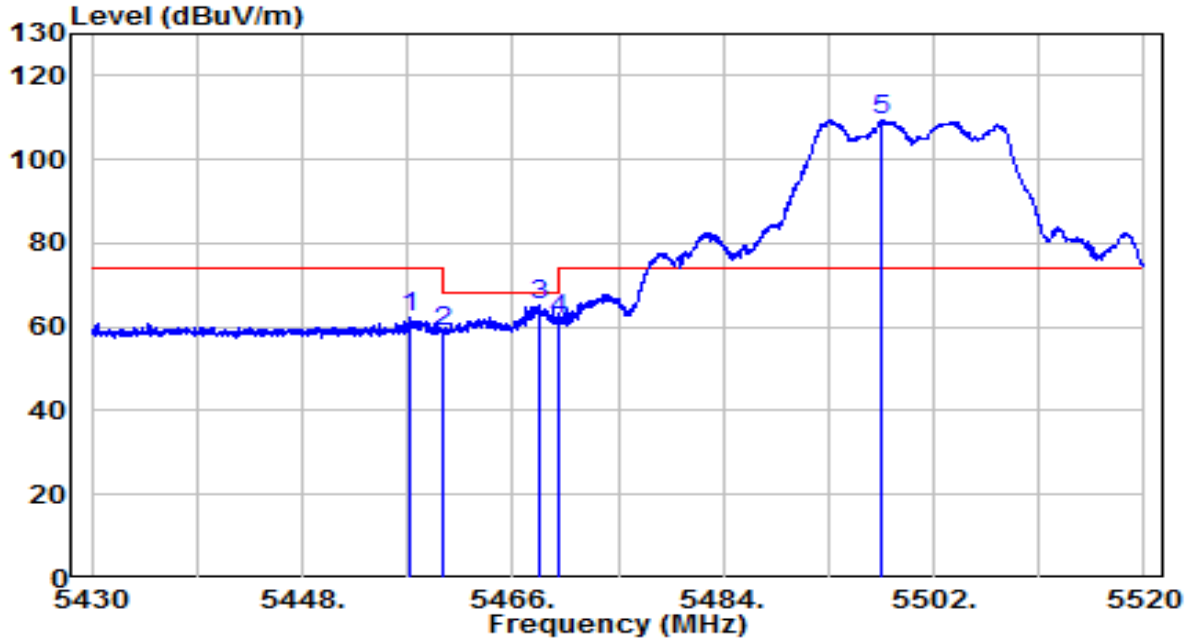

No		Frequency (MHz)	Reading (dBμV)	C.F (dB/m)	Measurement (dBμV/m)	Margin (dB)	Limit (dBμV/m)	Remark (QP/PK/AV)
1		5457.315	41.90	20.65	62.55	-11.45	74.00	Peak
2		5460.000	38.43	20.65	59.08	-9.12	68.20	Peak
3		5468.205	44.52	20.66	65.18	-3.02	68.20	Peak
4		5470.000	41.31	20.67	61.97	-6.23	68.20	Peak
5	*	5497.545	88.74	20.71	109.45	N/A	N/A	Peak

Note:

1. " *", means this data is the worst emission level.

2. C.F (Correction Factor) = Antenna Factor (dB/m) + Cable Loss (dB) + 16dB Attenuation (dB) – Preamplifier(dB).

3. Measurement(dBμV/m) = Reading(dBμV) + C.F (Correction Factor).

EUT	ACCESS POINT	Date of Test	2022-08-23
Factor	BBHA 9120D (1GHz~18GHz)_2022	Temp. / Humidity	24.7°C/46.2%
Polarity	Vertical	Site / Test Engineer	Jay Chu
Test Mode	Transmit by 802.11a at 5500MHz	Test Voltage	120V/60Hz

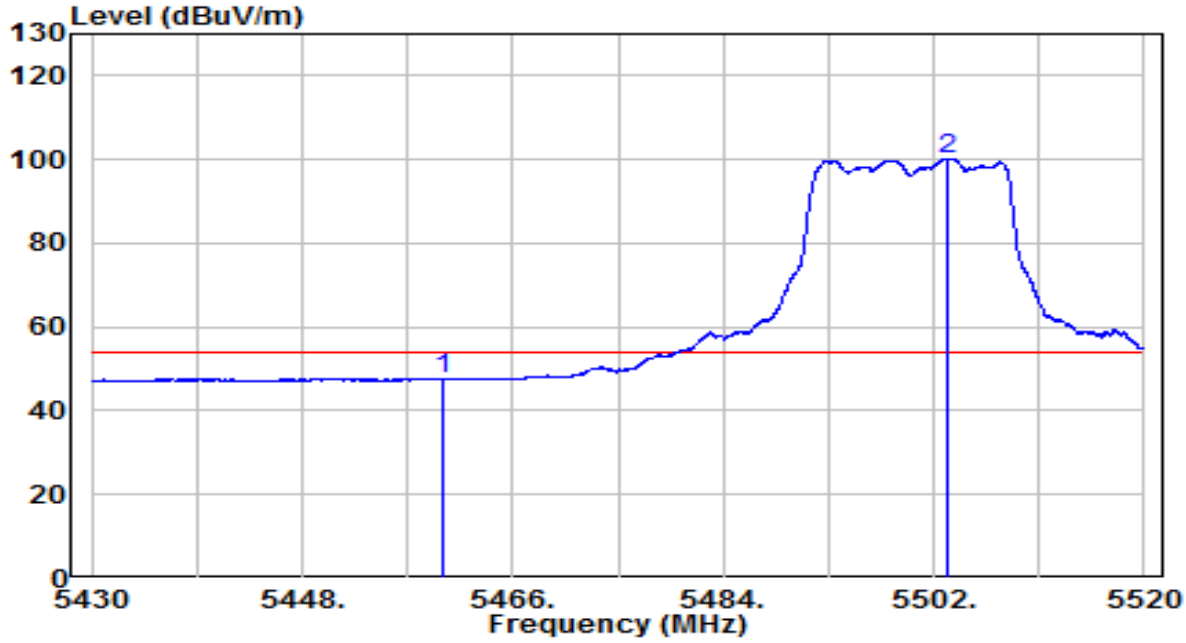

No		Frequency (MHz)	Reading (dBμV)	C.F (dB/m)	Measurement (dBμV/m)	Margin (dB)	Limit (dBμV/m)	Remark (QP/PK/AV)
1		5460.000	26.79	20.65	47.45	-6.55	54.00	Average
2	*	5503.215	79.47	20.72	100.19	N/A	N/A	Average

Note:

1. " *", means this data is the worst emission level.

2. C.F (Correction Factor) = Antenna Factor (dB/m) + Cable Loss (dB) + 16dB Attenuation (dB) – Preamplifier(dB).

3. Measurement(dBμV/m) = Reading(dBμV) + C.F (Correction Factor).

EUT	ACCESS POINT	Date of Test	2022-08-23
Factor	BBHA 9120D (1GHz~18GHz)_2022	Temp. / Humidity	24.7°C/46.2%
Polarity	Horizontal	Site / Test Engineer	Jay Chu
Test Mode	Transmit by 802.11a at 5700MHz	Test Voltage	120V/60Hz

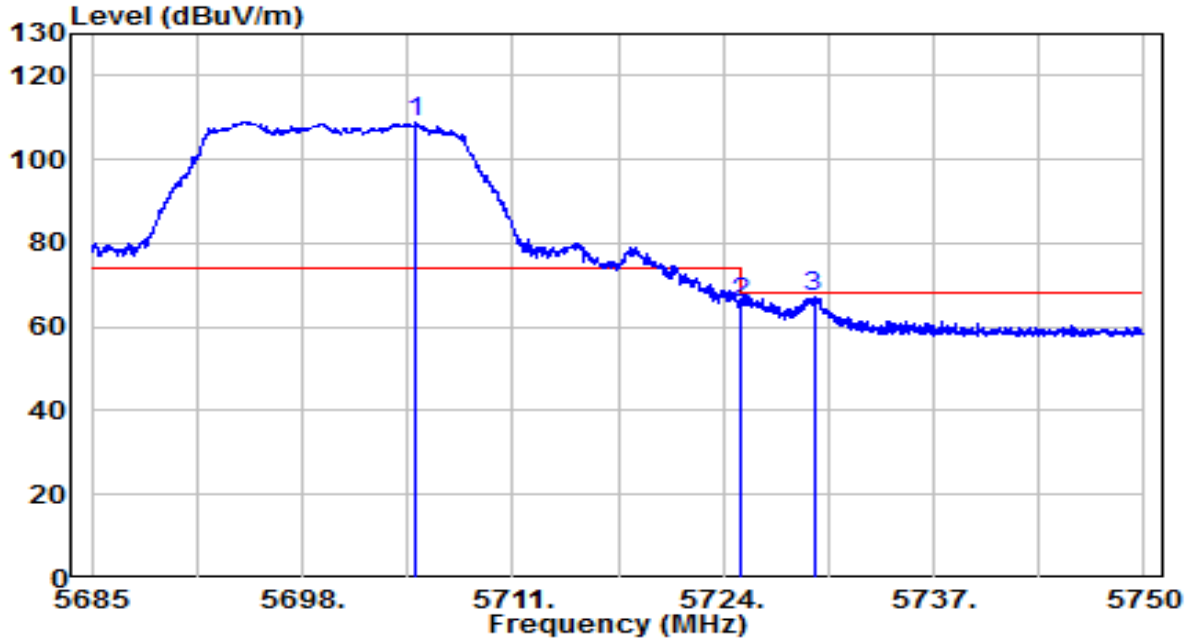

No		Frequency (MHz)	Reading (dBμV)	C.F (dB/m)	Measurement (dBμV/m)	Margin (dB)	Limit (dBμV/m)	Remark (QP/PK/AV)
1	*	5705.053	87.26	21.41	108.67	N/A	N/A	Peak
2		5725.000	44.17	21.48	65.65	-2.55	68.20	Peak
3		5729.590	45.48	21.50	66.98	-1.22	68.20	Peak

Note:

1. " *", means this data is the worst emission level.

2. C.F (Correction Factor) = Antenna Factor (dB/m) + Cable Loss (dB) + 16dB Attenuation (dB) – Preamplifier(dB).

3. Measurement(dBμV/m) = Reading(dBμV) + C.F (Correction Factor).

EUT	ACCESS POINT	Date of Test	2022-08-23
Factor	BBHA 9120D (1GHz~18GHz)_2022	Temp. / Humidity	24.7°C/46.2%
Polarity	Vertical	Site / Test Engineer	Jay Chu
Test Mode	Transmit by 802.11a at 5700MHz	Test Voltage	120V/60Hz

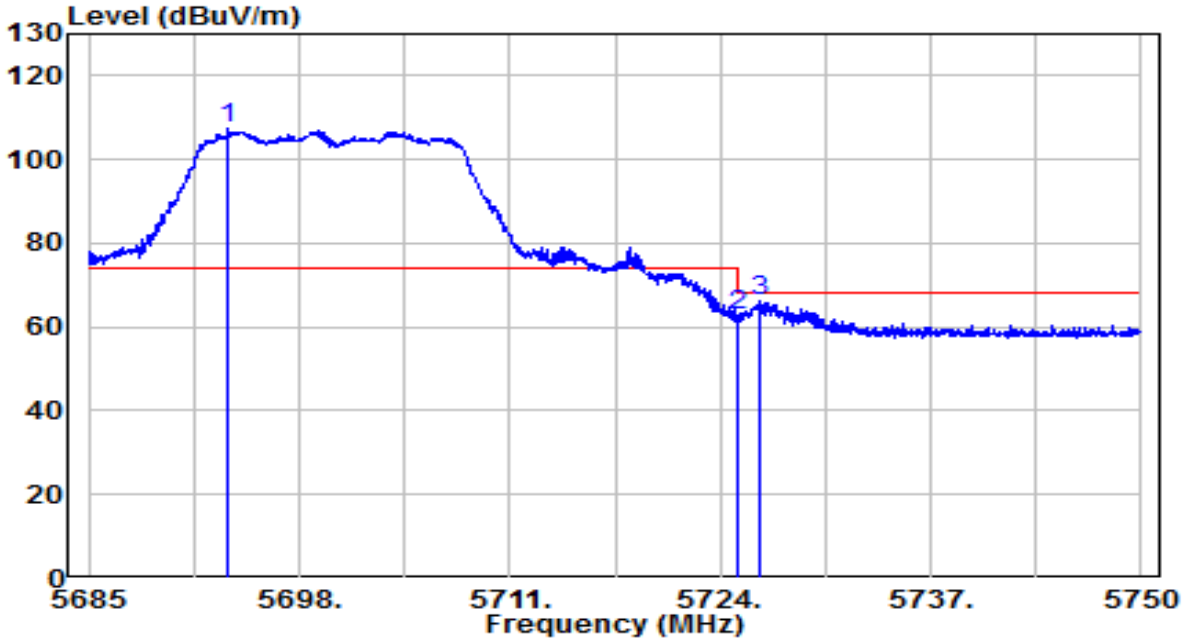

No		Frequency (MHz)	Reading (dBμV)	C.F (dB/m)	Measurement (dBμV/m)	Margin (dB)	Limit (dBμV/m)	Remark (QP/PK/AV)
1	*	5693.547	85.87	21.37	107.24	N/A	N/A	Peak
2		5725.000	41.16	21.48	62.64	-5.56	68.20	Peak
3		5726.438	44.60	21.48	66.09	-2.11	68.20	Peak

Note:

1. " *", means this data is the worst emission level.

2. C.F (Correction Factor) = Antenna Factor (dB/m) + Cable Loss (dB) + 16dB Attenuation (dB) – Preamplifier(dB).

3. Measurement(dBμV/m) = Reading(dBμV) + C.F (Correction Factor).

EUT	ACCESS POINT	Date of Test	2022-08-23
Factor	BBHA 9120D (1GHz~18GHz)_2022	Temp. / Humidity	24.7°C/46.2%
Polarity	Horizontal	Site / Test Engineer	Jay Chu
Test Mode	Transmit by 802.11a at 5745MHz	Test Voltage	120V/60Hz

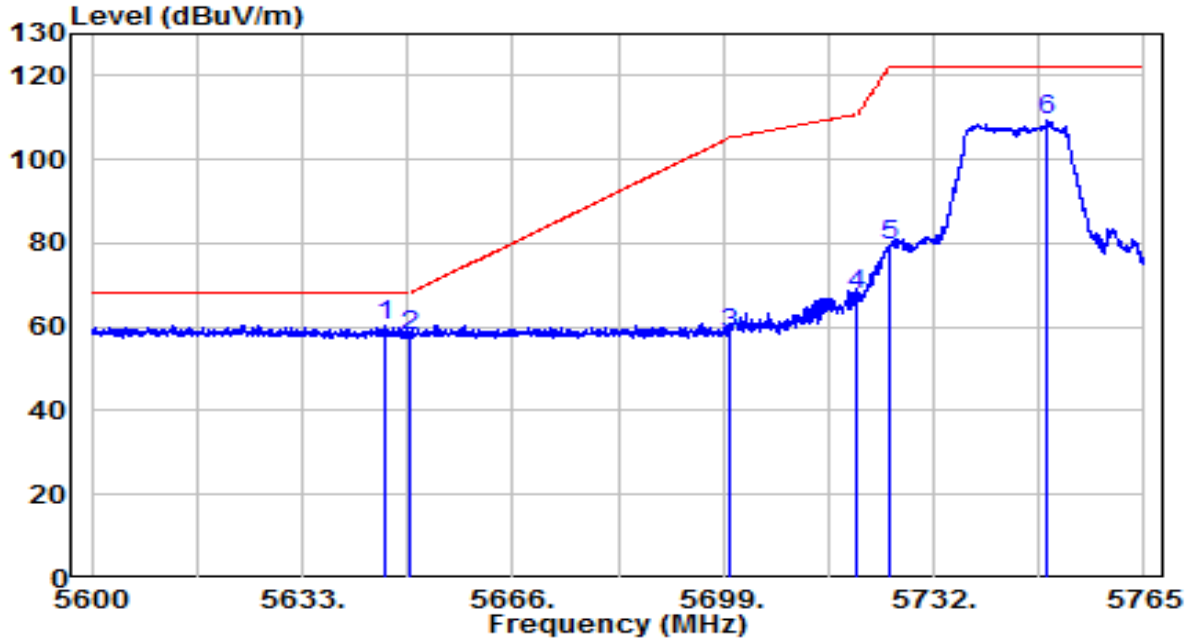

No		Frequency (MHz)	Reading (dBμV)	C.F (dB/m)	Measurement (dBμV/m)	Margin (dB)	Limit (dBμV/m)	Remark (QP/PK/AV)
1	*	5645.870	39.20	21.21	60.41	-7.79	68.20	Peak
2		5650.000	36.86	21.22	58.09	-10.11	68.20	Peak
3		5700.000	36.94	21.39	58.33	-46.87	105.20	Peak
4		5720.000	46.05	21.46	67.51	-43.29	110.80	Peak
5		5725.000	57.95	21.48	79.43	-42.77	122.20	Peak
6		5749.820	87.69	21.56	109.26	N/A	N/A	Peak

Note:

1. " *", means this data is the worst emission level.

2. C.F (Correction Factor) = Antenna Factor (dB/m) + Cable Loss (dB) + 16dB Attenuation (dB) – Preamplifier(dB).

3. Measurement(dBμV/m) = Reading(dBμV) + C.F (Correction Factor).

EUT	ACCESS POINT	Date of Test	2022-08-23
Factor	BBHA 9120D (1GHz~18GHz)_2022	Temp. / Humidity	24.7°C/46.2%
Polarity	Vertical	Site / Test Engineer	Jay Chu
Test Mode	Transmit by 802.11a at 5745MHz	Test Voltage	120V/60Hz

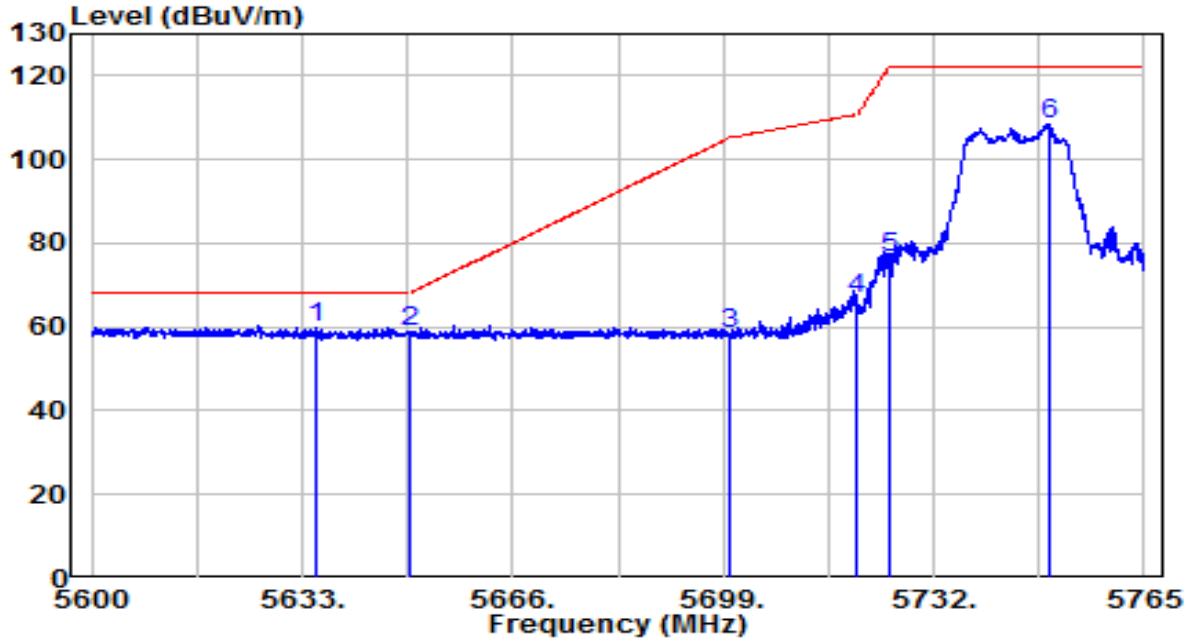

No		Frequency (MHz)	Reading (dBμV)	C.F (dB/m)	Measurement (dBμV/m)	Margin (dB)	Limit (dBμV/m)	Remark (QP/PK/AV)
1	*	5635.063	38.69	21.17	59.86	-8.34	68.20	Peak
2		5650.000	37.46	21.22	58.68	-9.52	68.20	Peak
3		5700.000	36.83	21.39	58.22	-46.98	105.20	Peak
4		5720.000	45.10	21.46	66.56	-44.24	110.80	Peak
5		5725.000	54.91	21.48	76.39	-45.81	122.20	Peak
6		5749.985	86.80	21.56	108.36	N/A	N/A	Peak

Note:

1. " *", means this data is the worst emission level.

2. C.F (Correction Factor) = Antenna Factor (dB/m) + Cable Loss (dB) + 16dB Attenuation (dB) – Preamplifier(dB).

3. Measurement(dBμV/m) = Reading(dBμV) + C.F (Correction Factor).

EUT	ACCESS POINT	Date of Test	2022-08-23
Factor	BBHA 9120D (1GHz~18GHz)_2022	Temp. / Humidity	24.7°C/46.2%
Polarity	Horizontal	Site / Test Engineer	Jay Chu
Test Mode	Transmit by 802.11a at 5825MHz	Test Voltage	120V/60Hz

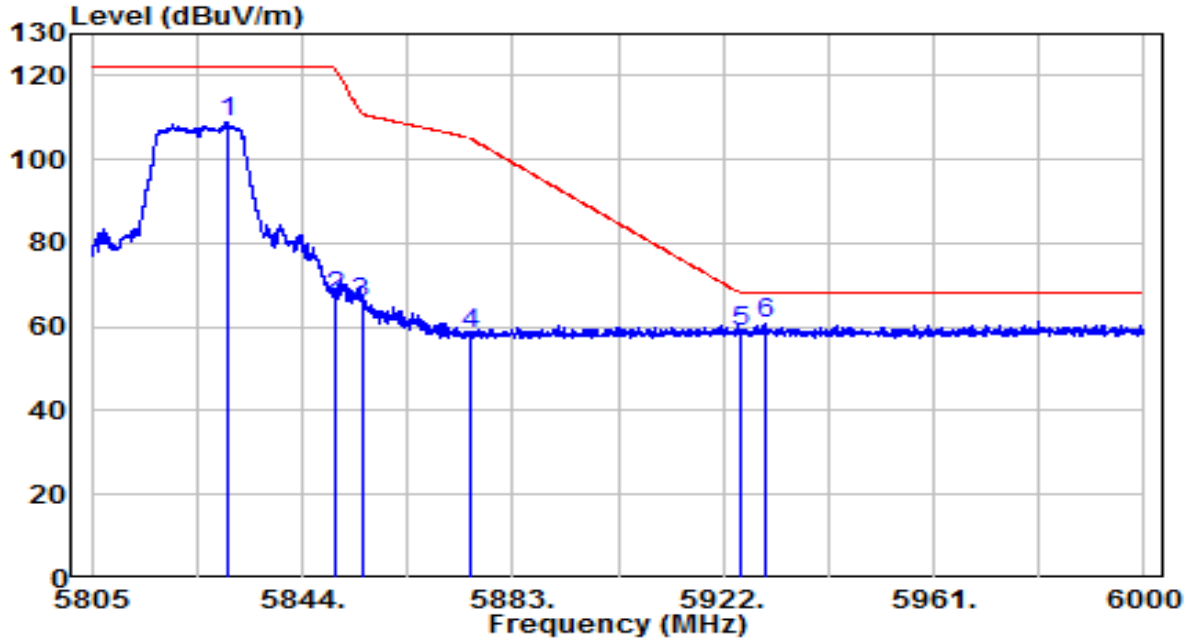

No		Frequency (MHz)	Reading (dBμV)	C.F (dB/m)	Measurement (dBμV/m)	Margin (dB)	Limit (dBμV/m)	Remark (QP/PK/AV)
1		5830.058	87.15	21.84	108.99	N/A	N/A	Peak
2		5850.000	45.31	21.91	67.22	-54.98	122.20	Peak
3		5855.000	43.82	21.92	65.74	-45.06	110.80	Peak
4		5875.000	36.22	21.99	58.22	-46.98	105.20	Peak
5		5925.000	36.92	22.16	59.09	-9.11	68.20	Peak
6	*	5929.995	38.65	22.18	60.83	-7.37	68.20	Peak

Note:

1. " *", means this data is the worst emission level.

2. C.F (Correction Factor) = Antenna Factor (dB/m) + Cable Loss (dB) + 16dB Attenuation (dB) – Preamplifier(dB).

3. Measurement(dBμV/m) = Reading(dBμV) + C.F (Correction Factor).

EUT	ACCESS POINT	Date of Test	2022-08-23
Factor	BBHA 9120D (1GHz~18GHz)_2022	Temp. / Humidity	24.7°C/46.2%
Polarity	Vertical	Site / Test Engineer	Jay Chu
Test Mode	Transmit by 802.11a at 5825MHz	Test Voltage	120V/60Hz

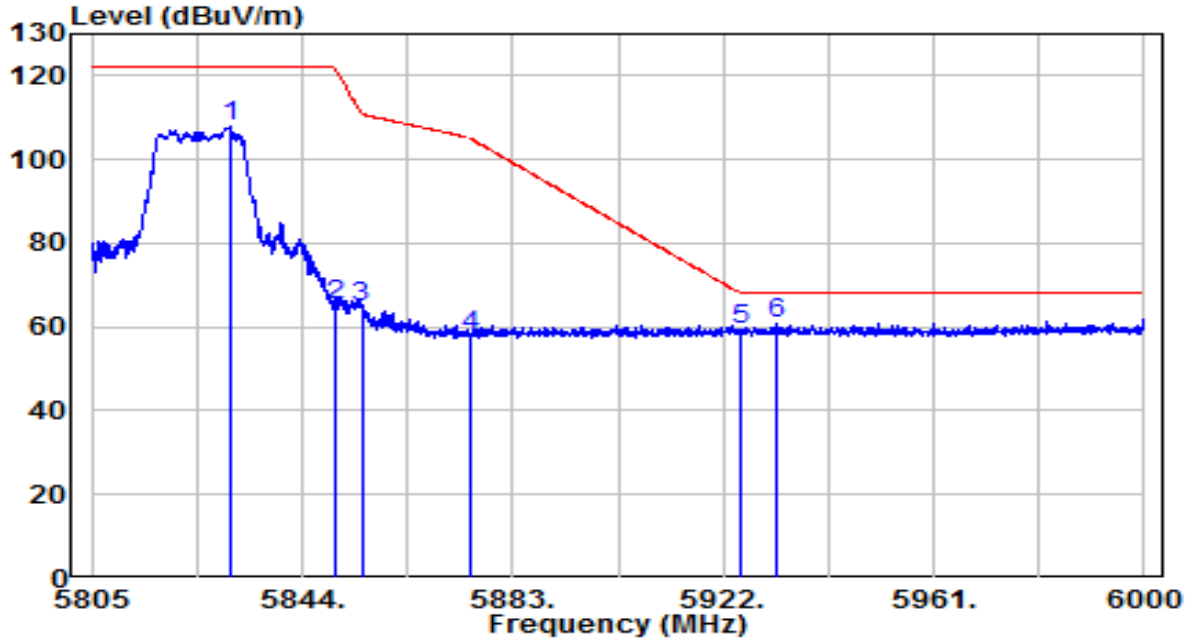

No		Frequency (MHz)	Reading (dBμV)	C.F (dB/m)	Measurement (dBμV/m)	Margin (dB)	Limit (dBμV/m)	Remark (QP/PK/AV)
1		5830.643	86.32	21.84	108.16	N/A	N/A	Peak
2		5850.000	43.53	21.91	65.43	-56.77	122.20	Peak
3		5855.000	42.75	21.92	64.67	-46.13	110.80	Peak
4		5875.000	35.85	21.99	57.84	-47.36	105.20	Peak
5		5925.000	37.14	22.16	59.31	-8.89	68.20	Peak
6	*	5931.652	38.50	22.19	60.68	-7.52	68.20	Peak

Note:

1. " *", means this data is the worst emission level.

2. C.F (Correction Factor) = Antenna Factor (dB/m) + Cable Loss (dB) + 16dB Attenuation (dB) – Preamplifier(dB).

3. Measurement(dBμV/m) = Reading(dBμV) + C.F (Correction Factor).

EUT	ACCESS POINT	Date of Test	2022-08-23
Factor	BBHA 9120D (1GHz~18GHz)_2022	Temp. / Humidity	24.7°C/46.2%
Polarity	Horizontal	Site / Test Engineer	Jay Chu
Test Mode	Transmit by 802.11ac-VHT20 at 5180MHz	Test Voltage	120V/60Hz

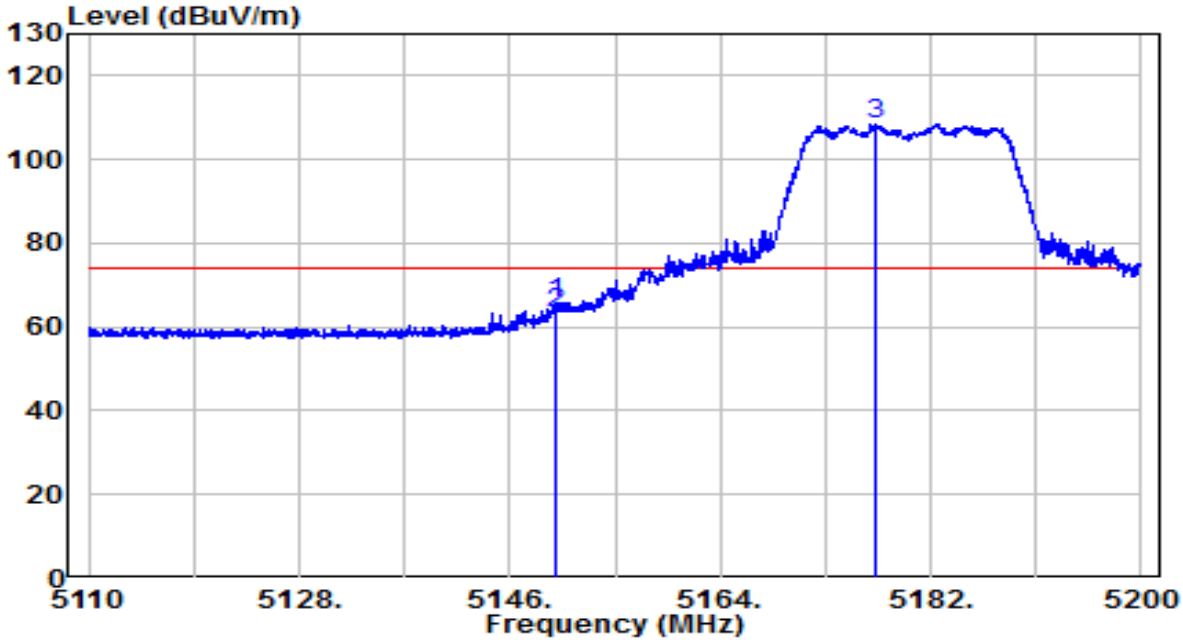

No		Frequency (MHz)	Reading (dBμV)	C.F (dB/m)	Measurement (dBμV/m)	Margin (dB)	Limit (dBμV/m)	Remark (QP/PK/AV)
1		5149.825	45.42	20.19	65.62	-8.38	74.00	Peak
2		5150.005	42.94	20.19	63.13	-10.87	74.00	Peak
3	*	5177.365	88.35	20.23	108.58	N/A	N/A	Peak

Note:

1. " *", means this data is the worst emission level.

2. C.F (Correction Factor) = Antenna Factor (dB/m) + Cable Loss (dB) + 16dB Attenuation (dB) – Preamplifier(dB).

3. Measurement(dBμV/m) = Reading(dBμV) + C.F (Correction Factor).

EUT	ACCESS POINT	Date of Test	2022-08-23
Factor	BBHA 9120D (1GHz~18GHz)_2022	Temp. / Humidity	24.7°C/46.2%
Polarity	Horizontal	Site / Test Engineer	Jay Chu
Test Mode	Transmit by 802.11ac-VHT20 at 5180MHz	Test Voltage	120V/60Hz

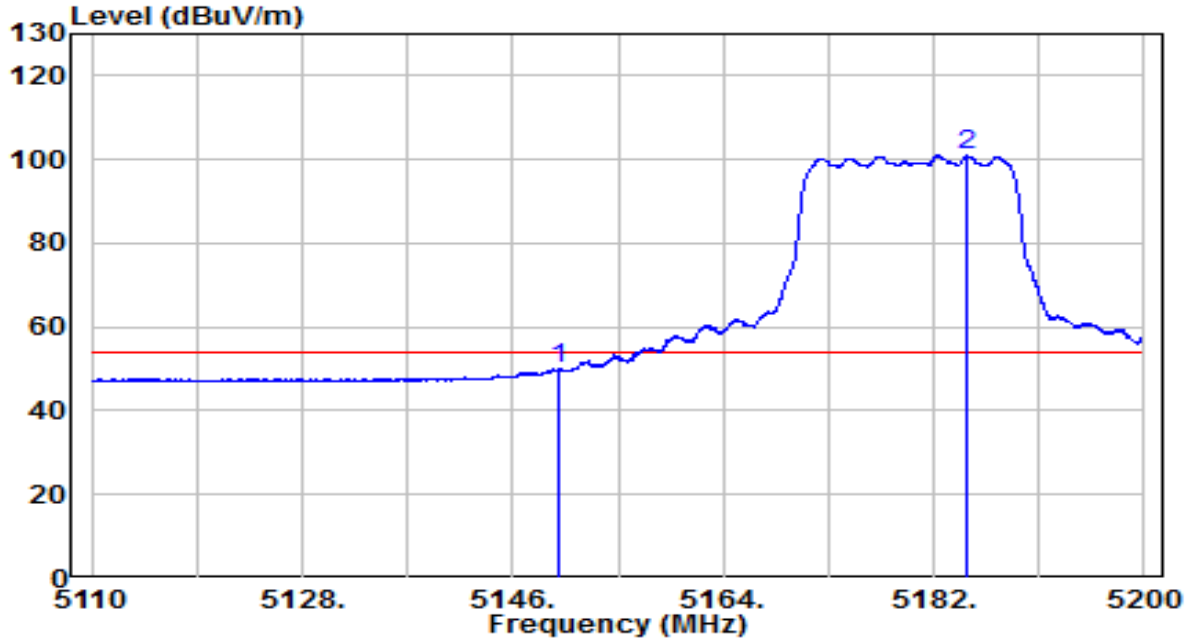

No		Frequency (MHz)	Reading (dBμV)	C.F (dB/m)	Measurement (dBμV/m)	Margin (dB)	Limit (dBμV/m)	Remark (QP/PK/AV)
1		5150.000	29.69	20.19	49.88	-4.12	54.00	Average
2	*	5184.880	80.67	20.24	100.92	N/A	N/A	Average

Note:

1. " *", means this data is the worst emission level.

2. C.F (Correction Factor) = Antenna Factor (dB/m) + Cable Loss (dB) + 16dB Attenuation (dB) – Preamplifier(dB).

3. Measurement(dBμV/m) = Reading(dBμV) + C.F (Correction Factor).

EUT	ACCESS POINT	Date of Test	2022-08-23
Factor	BBHA 9120D (1GHz~18GHz)_2022	Temp. / Humidity	24.7°C/46.2%
Polarity	Vertical	Site / Test Engineer	Jay Chu
Test Mode	Transmit by 802.11ac-VHT20 at 5180MHz	Test Voltage	120V/60Hz

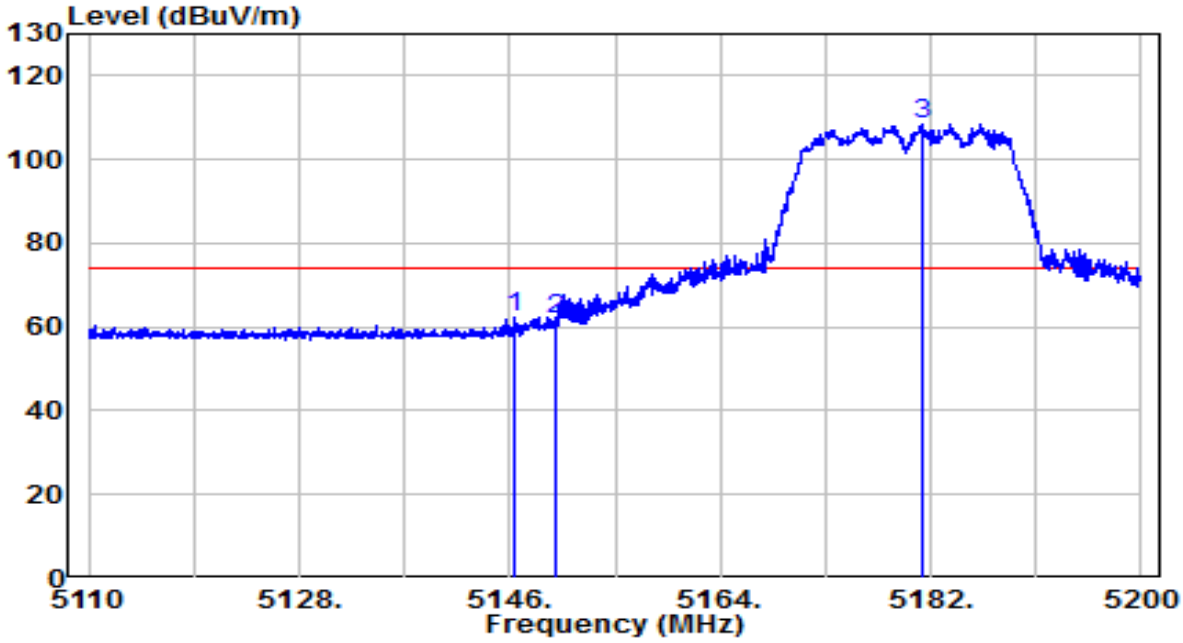

No		Frequency (MHz)	Reading (dBμV)	C.F (dB/m)	Measurement (dBμV/m)	Margin (dB)	Limit (dBμV/m)	Remark (QP/PK/AV)
1		5146.495	42.20	20.19	62.38	-11.62	74.00	Peak
2		5150.000	41.47	20.19	61.66	-12.34	74.00	Peak
3	*	5181.235	88.23	20.24	108.46	N/A	N/A	Peak

Note:

1. " *", means this data is the worst emission level.

2. C.F (Correction Factor) = Antenna Factor (dB/m) + Cable Loss (dB) + 16dB Attenuation (dB) – Preamplifier(dB).

3. Measurement(dBμV/m) = Reading(dBμV) + C.F (Correction Factor).

EUT	ACCESS POINT	Date of Test	2022-08-23
Factor	BBHA 9120D (1GHz~18GHz)_2022	Temp. / Humidity	24.7°C/46.2%
Polarity	Vertical	Site / Test Engineer	Jay Chu
Test Mode	Transmit by 802.11ac-VHT20 at 5180MHz	Test Voltage	120V/60Hz

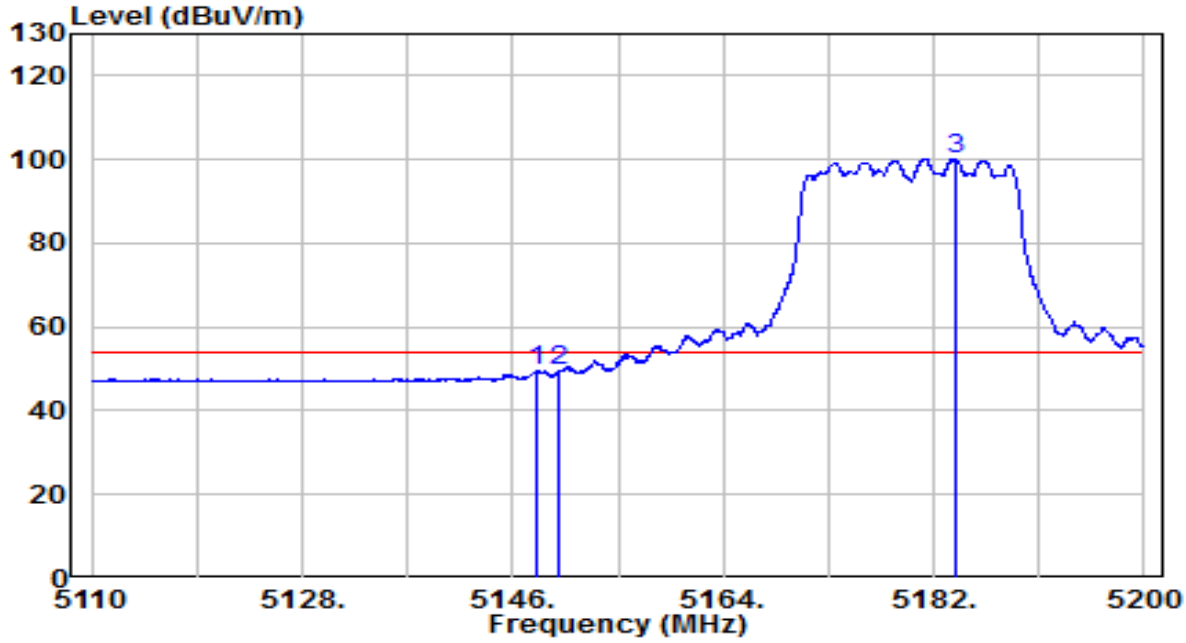

No		Frequency (MHz)	Reading (dBμV)	C.F (dB/m)	Measurement (dBμV/m)	Margin (dB)	Limit (dBμV/m)	Remark (QP/PK/AV)
1		5148.160	29.36	20.19	49.55	-4.45	54.00	Average
2		5150.000	29.26	20.19	49.45	-4.55	54.00	Average
3	*	5183.800	79.78	20.24	100.02	N/A	N/A	Average

Note:

1. " *", means this data is the worst emission level.

2. C.F (Correction Factor) = Antenna Factor (dB/m) + Cable Loss (dB) + 16dB Attenuation (dB) – Preamplifier(dB).

3. Measurement(dBμV/m) = Reading(dBμV) + C.F (Correction Factor).

EUT	ACCESS POINT	Date of Test	2022-08-23
Factor	BBHA 9120D (1GHz~18GHz)_2022	Temp. / Humidity	24.7°C/46.2%
Polarity	Horizontal	Site / Test Engineer	Jay Chu
Test Mode	Transmit by 802.11ac-VHT20 at 5320MHz	Test Voltage	120V/60Hz

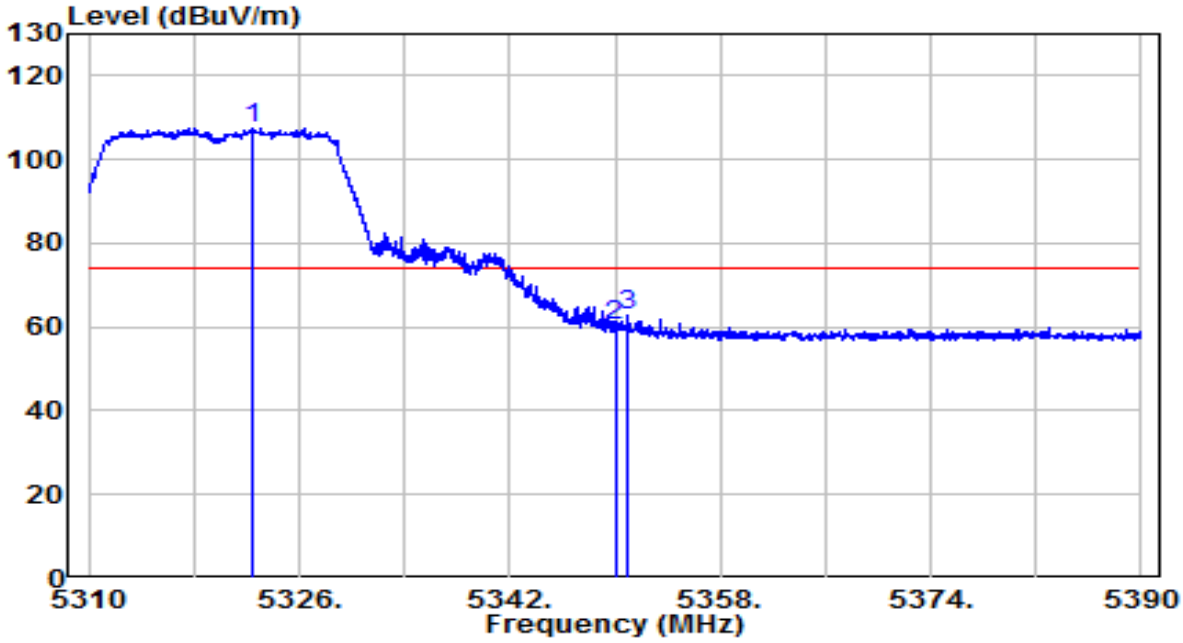

No		Frequency (MHz)	Reading (dBμV)	C.F (dB/m)	Measurement (dBμV/m)	Margin (dB)	Limit (dBμV/m)	Remark (QP/PK/AV)
1	*	5322.400	87.13	20.45	107.58	N/A	N/A	Peak
2		5350.000	39.95	20.49	60.43	-13.57	74.00	Peak
3		5351.040	42.08	20.49	62.57	-11.43	74.00	Peak

Note:

1. " *", means this data is the worst emission level.

2. C.F (Correction Factor) = Antenna Factor (dB/m) + Cable Loss (dB) + 16dB Attenuation (dB) – Preamplifier(dB).

3. Measurement(dBμV/m) = Reading(dBμV) + C.F (Correction Factor).

EUT	ACCESS POINT	Date of Test	2022-08-23
Factor	BBHA 9120D (1GHz~18GHz)_2022	Temp. / Humidity	24.7°C/46.2%
Polarity	Horizontal	Site / Test Engineer	Jay Chu
Test Mode	Transmit by 802.11ac-VHT20 at 5320MHz	Test Voltage	120V/60Hz

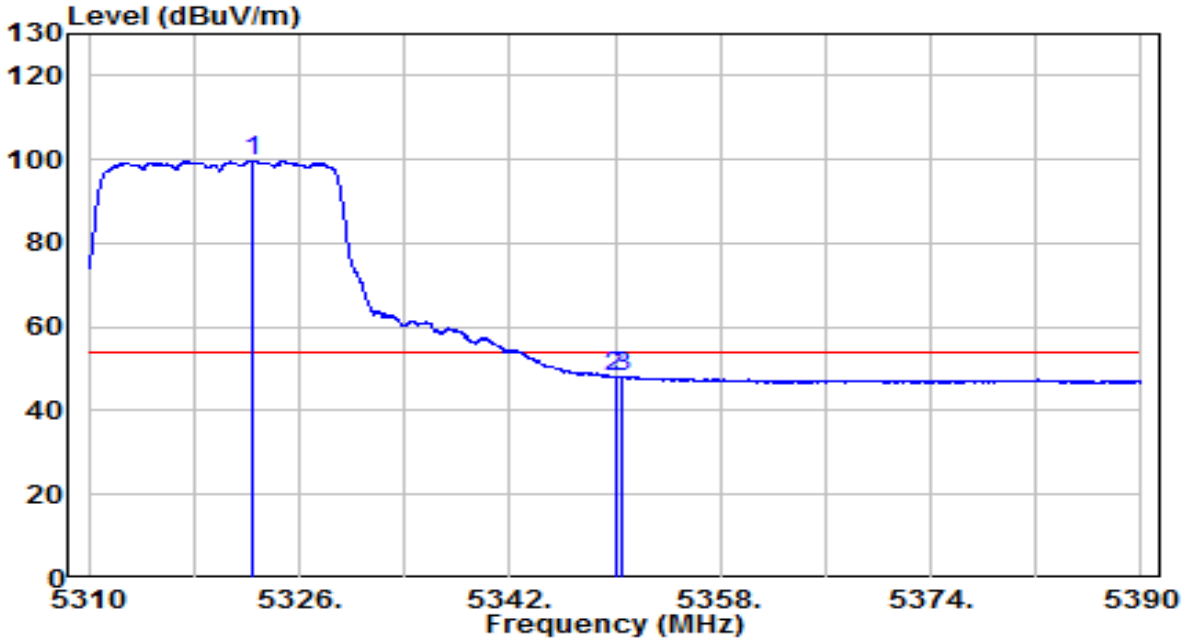

No		Frequency (MHz)	Reading (dBμV)	C.F (dB/m)	Measurement (dBμV/m)	Margin (dB)	Limit (dBμV/m)	Remark (QP/PK/AV)
1	*	5322.360	79.30	20.45	99.75	N/A	N/A	Average
2		5350.000	27.57	20.49	48.05	-5.95	54.00	Average
3		5350.480	27.77	20.49	48.26	-5.74	54.00	Average

Note:

1. " *", means this data is the worst emission level.

2. C.F (Correction Factor) = Antenna Factor (dB/m) + Cable Loss (dB) + 16dB Attenuation (dB) – Preamplifier(dB).

3. Measurement(dBμV/m) = Reading(dBμV) + C.F (Correction Factor).

EUT	ACCESS POINT	Date of Test	2022-08-23
Factor	BBHA 9120D (1GHz~18GHz)_2022	Temp. / Humidity	24.7°C/46.2%
Polarity	Vertical	Site / Test Engineer	Jay Chu
Test Mode	Transmit by 802.11ac-VHT20 at 5320MHz	Test Voltage	120V/60Hz

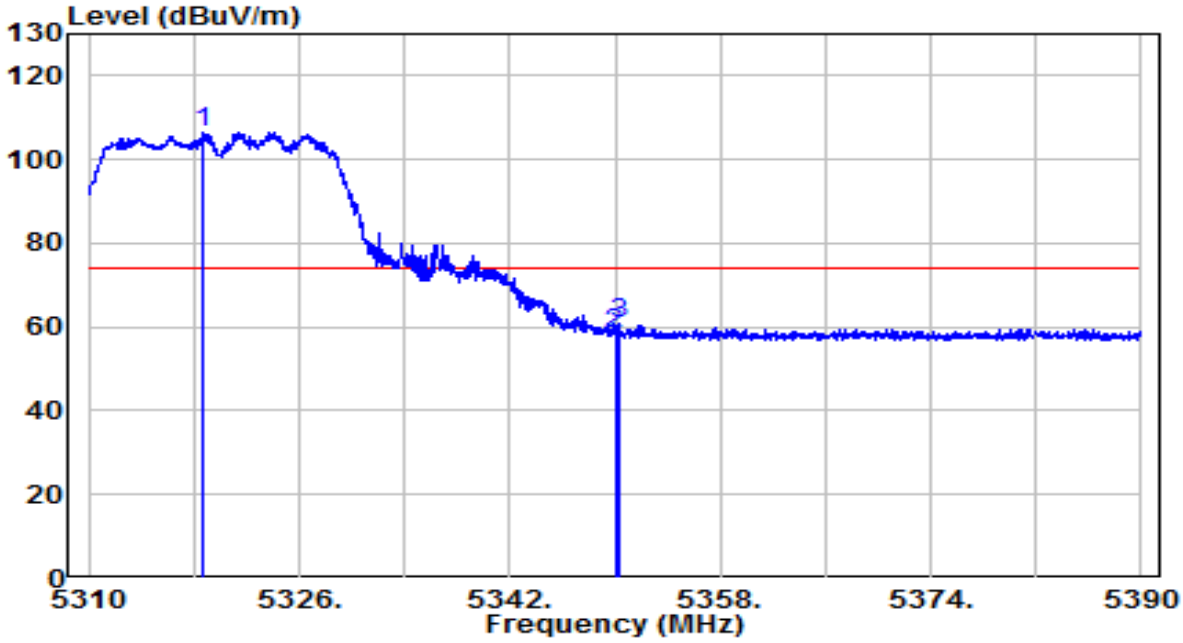

No		Frequency (MHz)	Reading (dBμV)	C.F (dB/m)	Measurement (dBμV/m)	Margin (dB)	Limit (dBμV/m)	Remark (QP/PK/AV)
1	*	5318.760	86.14	20.44	106.58	N/A	N/A	Peak
2		5350.000	37.78	20.49	58.27	-15.73	74.00	Peak
3		5350.280	40.34	20.49	60.82	-13.18	74.00	Peak

Note:

1. " *", means this data is the worst emission level.

2. C.F (Correction Factor) = Antenna Factor (dB/m) + Cable Loss (dB) + 16dB Attenuation (dB) – Preamplifier(dB).

3. Measurement(dBμV/m) = Reading(dBμV) + C.F (Correction Factor).

EUT	ACCESS POINT	Date of Test	2022-08-23
Factor	BBHA 9120D (1GHz~18GHz)_2022	Temp. / Humidity	24.7°C/46.2%
Polarity	Vertical	Site / Test Engineer	Jay Chu
Test Mode	Transmit by 802.11ac-VHT20 at 5320MHz	Test Voltage	120V/60Hz

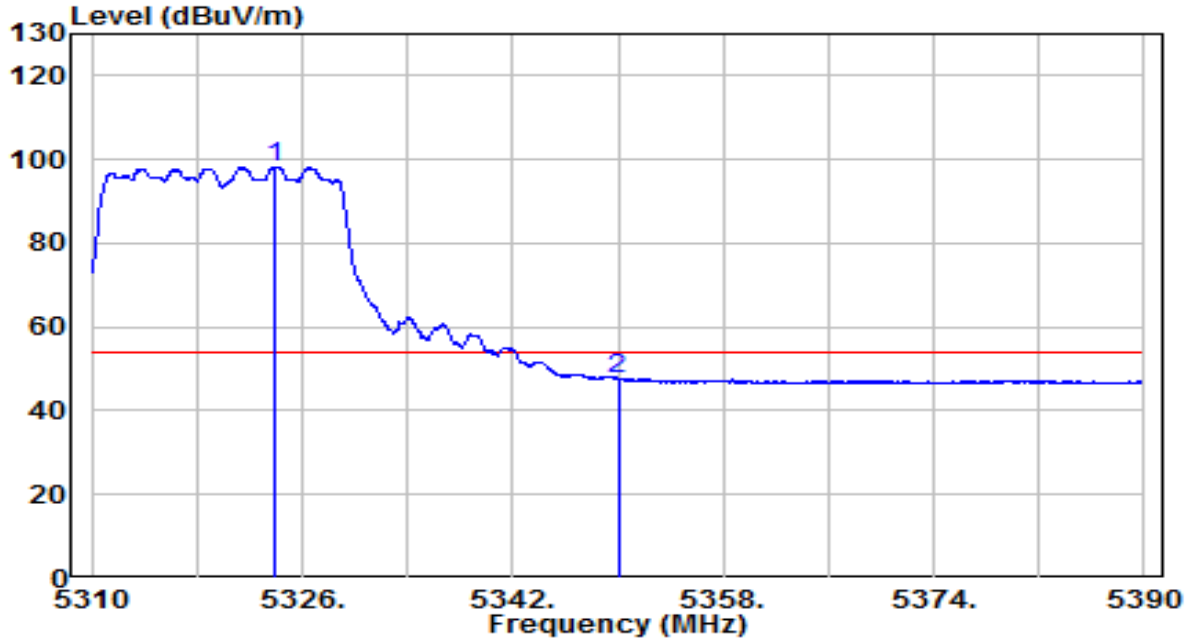

No		Frequency (MHz)	Reading (dBμV)	C.F (dB/m)	Measurement (dBμV/m)	Margin (dB)	Limit (dBμV/m)	Remark (QP/PK/AV)
1	*	5323.880	77.91	20.45	98.36	N/A	N/A	Average
2		5350.000	27.12	20.49	47.61	-6.39	54.00	Average

Note:

1. " *", means this data is the worst emission level.

2. C.F (Correction Factor) = Antenna Factor (dB/m) + Cable Loss (dB) + 16dB Attenuation (dB) – Preamplifier(dB).

3. Measurement(dBμV/m) = Reading(dBμV) + C.F (Correction Factor).

EUT	ACCESS POINT	Date of Test	2022-08-23
Factor	BBHA 9120D (1GHz~18GHz)_2022	Temp. / Humidity	24.7°C/46.2%
Polarity	Horizontal	Site / Test Engineer	Jay Chu
Test Mode	Transmit by 802.11ac-VHT20 at 5500MHz	Test Voltage	120V/60Hz

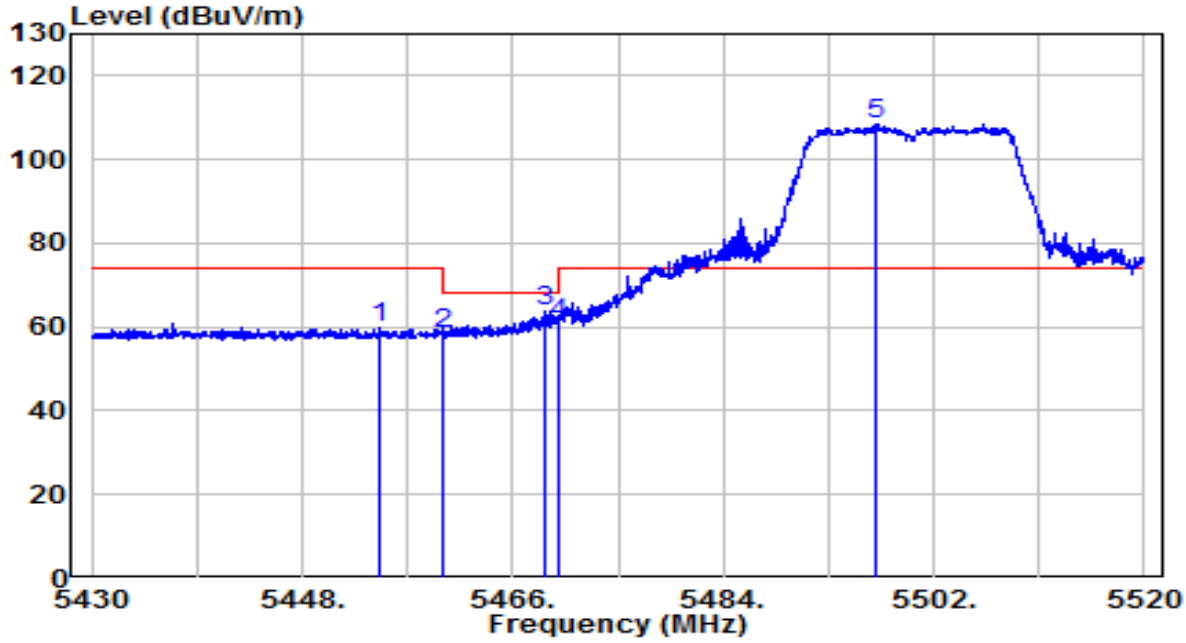

No		Frequency (MHz)	Reading (dBμV)	C.F (dB/m)	Measurement (dBμV/m)	Margin (dB)	Limit (dBμV/m)	Remark (QP/PK/AV)
1		5454.660	38.98	20.64	59.63	-14.37	74.00	Peak
2		5460.000	37.81	20.65	58.46	-9.74	68.20	Peak
3		5468.835	43.03	20.66	63.69	-4.51	68.20	Peak
4		5470.000	40.37	20.67	61.03	-7.17	68.20	Peak
5	*	5497.050	87.71	20.71	108.42	N/A	N/A	Peak

Note:

1. " *", means this data is the worst emission level.

2. C.F (Correction Factor) = Antenna Factor (dB/m) + Cable Loss (dB) + 16dB Attenuation (dB) – Preamplifier(dB).

3. Measurement(dBμV/m) = Reading(dBμV) + C.F (Correction Factor).

EUT	ACCESS POINT	Date of Test	2022-08-23
Factor	BBHA 9120D (1GHz~18GHz)_2022	Temp. / Humidity	24.7°C/46.2%
Polarity	Horizontal	Site / Test Engineer	Jay Chu
Test Mode	Transmit by 802.11ac-VHT20 at 5500MHz	Test Voltage	120V/60Hz

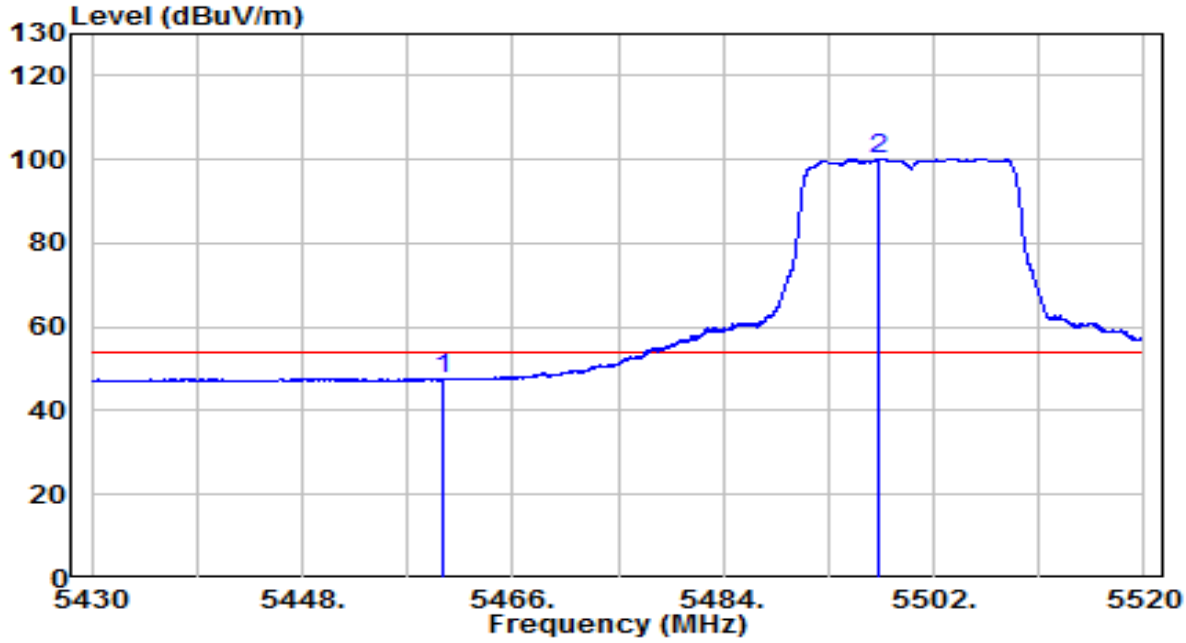

No		Frequency (MHz)	Reading (dBμV)	C.F (dB/m)	Measurement (dBμV/m)	Margin (dB)	Limit (dBμV/m)	Remark (QP/PK/AV)
1		5460.000	26.82	20.65	47.47	-6.53	54.00	Average
2	*	5497.185	79.48	20.71	100.19	N/A	N/A	Average

Note:

1. " *", means this data is the worst emission level.

2. C.F (Correction Factor) = Antenna Factor (dB/m) + Cable Loss (dB) + 16dB Attenuation (dB) – Preamplifier(dB).

3. Measurement(dBμV/m) = Reading(dBμV) + C.F (Correction Factor).

EUT	ACCESS POINT	Date of Test	2022-08-23
Factor	BBHA 9120D (1GHz~18GHz)_2022	Temp. / Humidity	24.7°C/46.2%
Polarity	Horizontal	Site / Test Engineer	Jay Chu
Test Mode	Transmit by 802.11ac-VHT20 at 5500MHz	Test Voltage	120V/60Hz

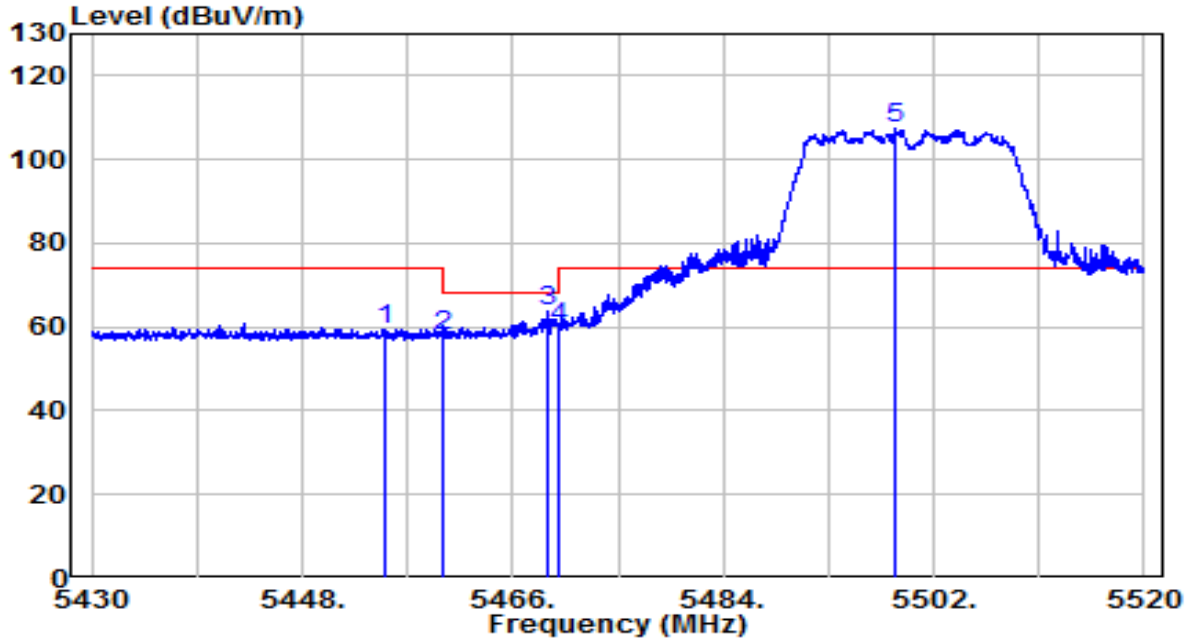

No		Frequency (MHz)	Reading (dBμV)	C.F (dB/m)	Measurement (dBμV/m)	Margin (dB)	Limit (dBμV/m)	Remark (QP/PK/AV)
1		5455.155	38.89	20.64	59.53	-14.47	74.00	Peak
2		5460.000	37.29	20.65	57.94	-10.26	68.20	Peak
3		5469.060	42.95	20.66	63.61	-4.59	68.20	Peak
4		5470.000	39.23	20.67	59.90	-8.30	68.20	Peak
5	*	5498.625	86.48	20.71	107.19	N/A	N/A	Peak

Note:

1. " *", means this data is the worst emission level.

2. C.F (Correction Factor) = Antenna Factor (dB/m) + Cable Loss (dB) + 16dB Attenuation (dB) – Preamplifier(dB).

3. Measurement(dBμV/m) = Reading(dBμV) + C.F (Correction Factor).

EUT	ACCESS POINT	Date of Test	2022-08-23
Factor	BBHA 9120D (1GHz~18GHz)_2022	Temp. / Humidity	24.7°C/46.2%
Polarity	Vertical	Site / Test Engineer	Jay Chu
Test Mode	Transmit by 802.11ac-VHT20 at 5500MHz	Test Voltage	120V/60Hz

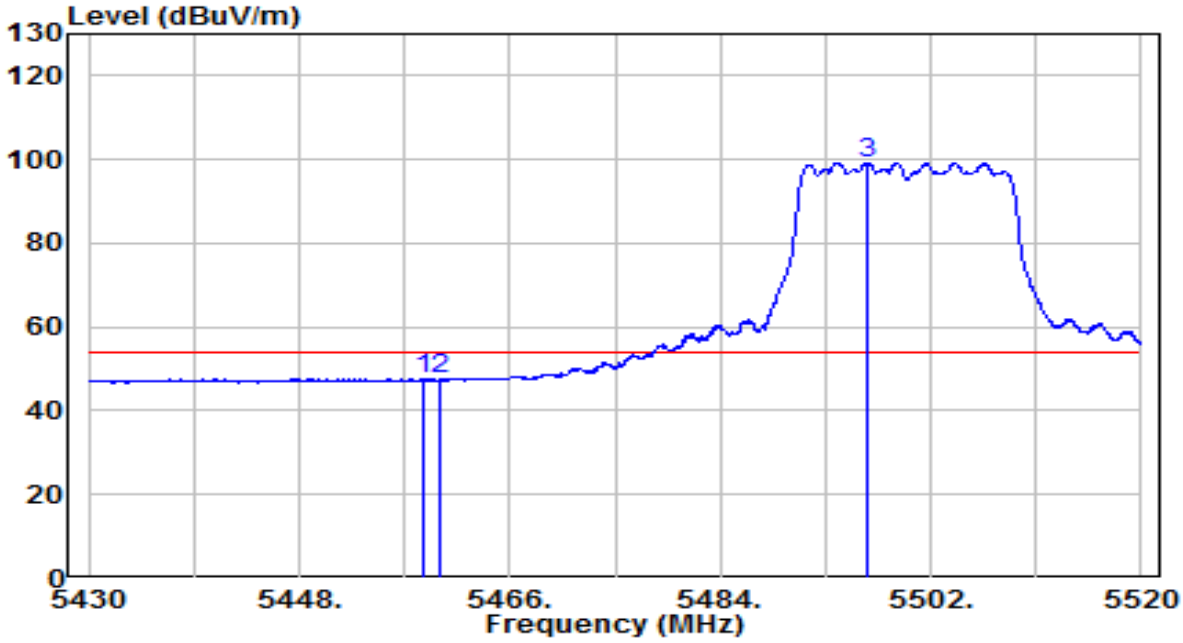

No		Frequency (MHz)	Reading (dBμV)	C.F (dB/m)	Measurement (dBμV/m)	Margin (dB)	Limit (dBμV/m)	Remark (QP/PK/AV)
1		5458.665	26.87	20.65	47.52	-6.48	54.00	Average
2		5460.000	26.74	20.65	47.39	-6.61	54.00	Average
3	*	5496.555	78.53	20.70	99.23	N/A	N/A	Average

Note:

1. " *", means this data is the worst emission level.

2. C.F (Correction Factor) = Antenna Factor (dB/m) + Cable Loss (dB) + 16dB Attenuation (dB) – Preamplifier(dB).

3. Measurement(dBμV/m) = Reading(dBμV) + C.F (Correction Factor).

EUT	ACCESS POINT	Date of Test	2022-08-23
Factor	BBHA 9120D (1GHz~18GHz)_2022	Temp. / Humidity	24.7°C/46.2%
Polarity	Horizontal	Site / Test Engineer	Jay Chu
Test Mode	Transmit by 802.11ac-VHT20 at 5700MHz	Test Voltage	120V/60Hz

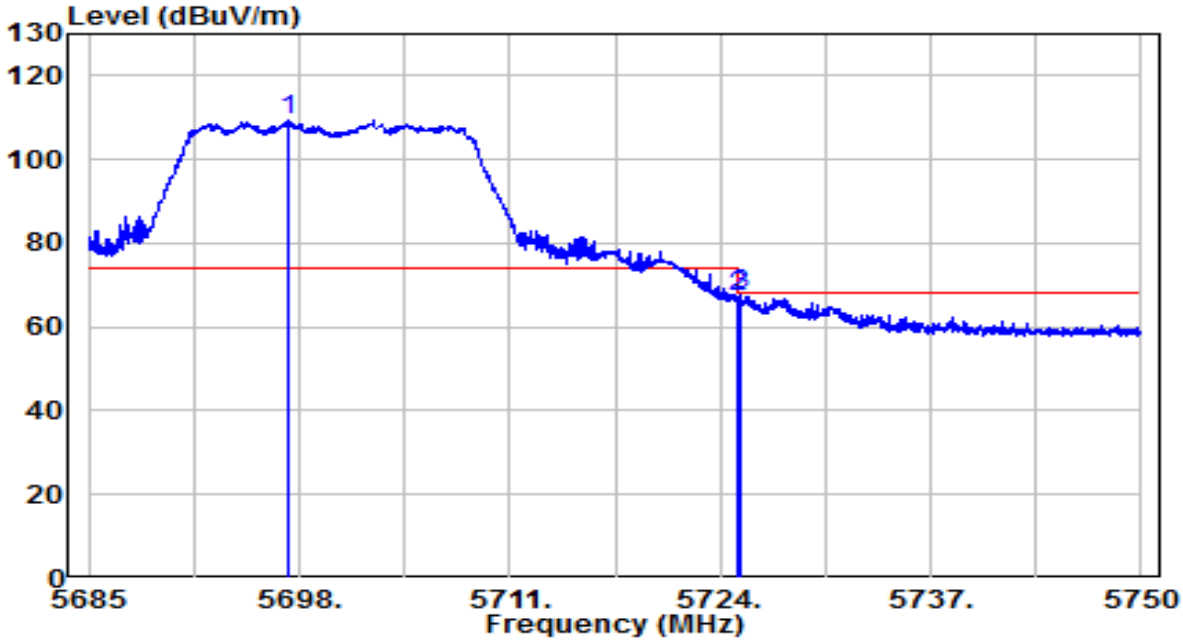

No		Frequency (MHz)	Reading (dBμV)	C.F (dB/m)	Measurement (dBμV/m)	Margin (dB)	Limit (dBμV/m)	Remark (QP/PK/AV)
1	*	5697.350	88.03	21.38	109.42	N/A	N/A	Peak
2		5725.000	45.71	21.48	67.19	-1.01	68.20	Peak
3		5725.170	46.43	21.48	67.91	-0.29	68.20	Peak

Note:

1. " *", means this data is the worst emission level.
2. C.F (Correction Factor) = Antenna Factor (dB/m) + Cable Loss (dB) + 16dB Attenuation (dB) – Preamplifier(dB).
3. Measurement(dBμV/m) = Reading(dBμV) + C.F (Correction Factor).

EUT	ACCESS POINT	Date of Test	2022-08-23
Factor	BBHA 9120D (1GHz~18GHz)_2022	Temp. / Humidity	24.7°C/46.2%
Polarity	Vertical	Site / Test Engineer	Jay Chu
Test Mode	Transmit by 802.11ac-VHT20 at 5700MHz	Test Voltage	120V/60Hz

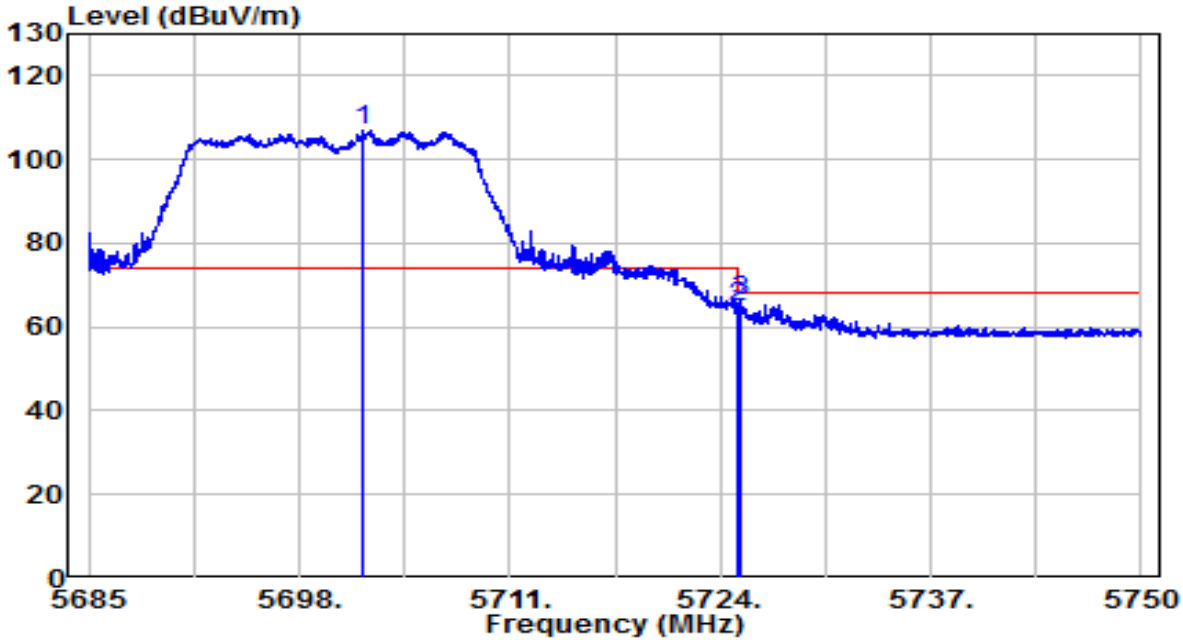

No		Frequency (MHz)	Reading (dBμV)	C.F (dB/m)	Measurement (dBμV/m)	Margin (dB)	Limit (dBμV/m)	Remark (QP/PK/AV)
1	*	5701.868	85.74	21.40	107.14	N/A	N/A	Peak
2		5725.000	43.49	21.48	64.97	-3.23	68.20	Peak
3		5725.235	44.57	21.48	66.05	-2.15	68.20	Peak

Note:

1. " *", means this data is the worst emission level.

2. C.F (Correction Factor) = Antenna Factor (dB/m) + Cable Loss (dB) + 16dB Attenuation (dB) – Preamplifier(dB).

3. Measurement(dBμV/m) = Reading(dBμV) + C.F (Correction Factor).

EUT	ACCESS POINT	Date of Test	2022-08-23
Factor	BBHA 9120D (1GHz~18GHz)_2022	Temp. / Humidity	24.7°C/46.2%
Polarity	Horizontal	Site / Test Engineer	Jay Chu
Test Mode	Transmit by 802.11ac-VHT20 at 5745MHz	Test Voltage	120V/60Hz

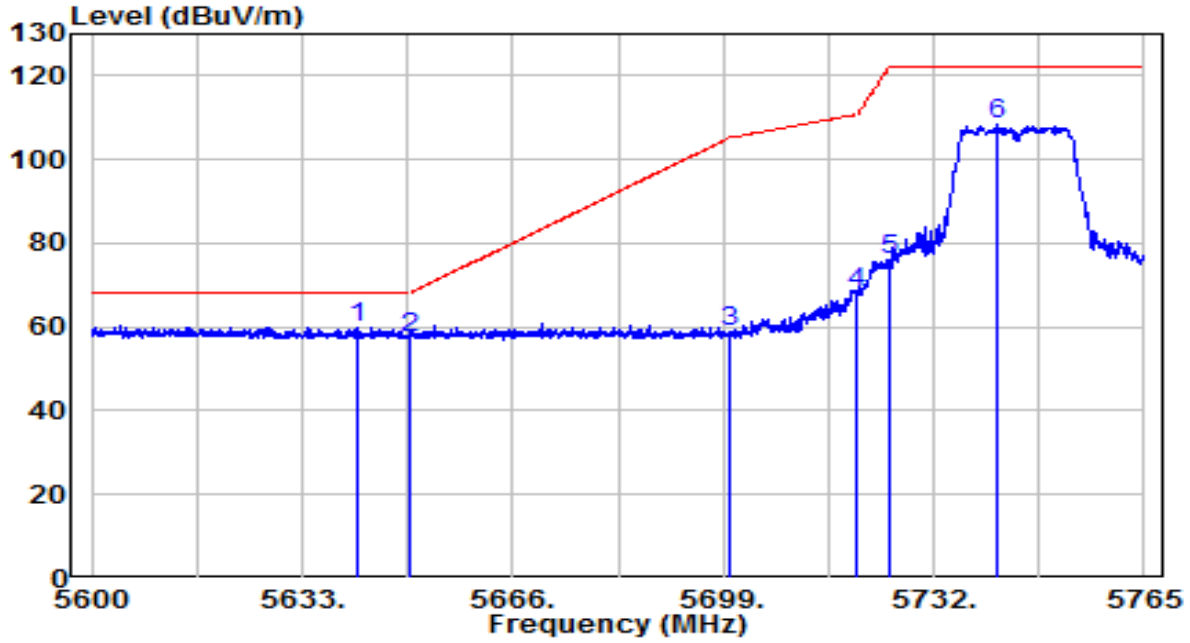

No		Frequency (MHz)	Reading (dBμV)	C.F (dB/m)	Measurement (dBμV/m)	Margin (dB)	Limit (dBμV/m)	Remark (QP/PK/AV)
1	*	5641.498	38.70	21.19	59.89	-8.31	68.20	Peak
2		5650.000	36.32	21.22	57.54	-10.66	68.20	Peak
3		5700.000	37.34	21.39	58.73	-46.47	105.20	Peak
4		5720.000	46.53	21.46	67.99	-42.81	110.80	Peak
5		5725.000	54.36	21.48	75.84	-46.36	122.20	Peak
6		5742.065	86.91	21.54	108.45	N/A	N/A	Peak

Note:

1. " *", means this data is the worst emission level.

2. C.F (Correction Factor) = Antenna Factor (dB/m) + Cable Loss (dB) + 16dB Attenuation (dB) – Preamplifier(dB).

3. Measurement(dBμV/m) = Reading(dBμV) + C.F (Correction Factor).

EUT	ACCESS POINT	Date of Test	2022-08-23
Factor	BBHA 9120D (1GHz~18GHz)_2022	Temp. / Humidity	24.7°C/46.2%
Polarity	Vertical	Site / Test Engineer	Jay Chu
Test Mode	Transmit by 802.11ac-VHT20 at 5745MHz	Test Voltage	120V/60Hz

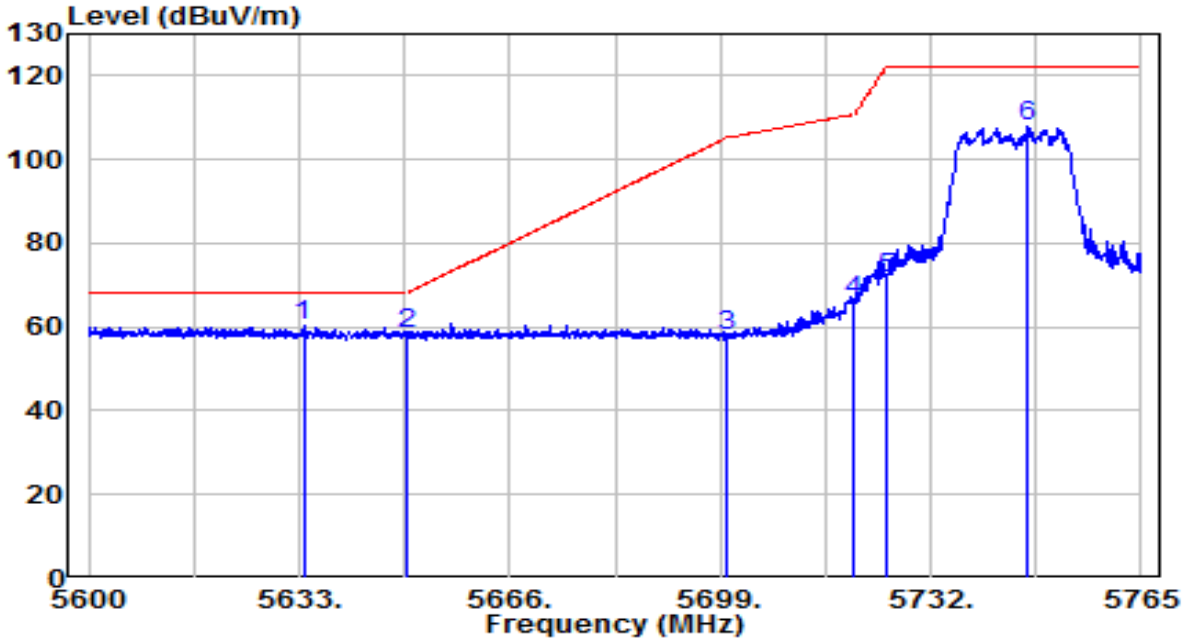

No		Frequency (MHz)	Reading (dBμV)	C.F (dB/m)	Measurement (dBμV/m)	Margin (dB)	Limit (dBμV/m)	Remark (QP/PK/AV)
1	*	5633.660	39.17	21.17	60.34	-7.86	68.20	Peak
2		5650.000	37.11	21.22	58.33	-9.87	68.20	Peak
3		5700.000	36.63	21.39	58.03	-47.17	105.20	Peak
4		5720.000	44.59	21.46	66.05	-44.75	110.80	Peak
5		5725.000	50.35	21.48	71.83	-50.37	122.20	Peak
6		5747.263	86.49	21.56	108.04	N/A	N/A	Peak

Note:

1. " *", means this data is the worst emission level.

2. C.F (Correction Factor) = Antenna Factor (dB/m) + Cable Loss (dB) + 16dB Attenuation (dB) – Preamplifier(dB).

3. Measurement(dBμV/m) = Reading(dBμV) + C.F (Correction Factor).

EUT	ACCESS POINT	Date of Test	2022-08-23
Factor	BBHA 9120D (1GHz~18GHz)_2022	Temp. / Humidity	24.7°C/46.2%
Polarity	Horizontal	Site / Test Engineer	Jay Chu
Test Mode	Transmit by 802.11ac-VHT20 at 5825MHz	Test Voltage	120V/60Hz

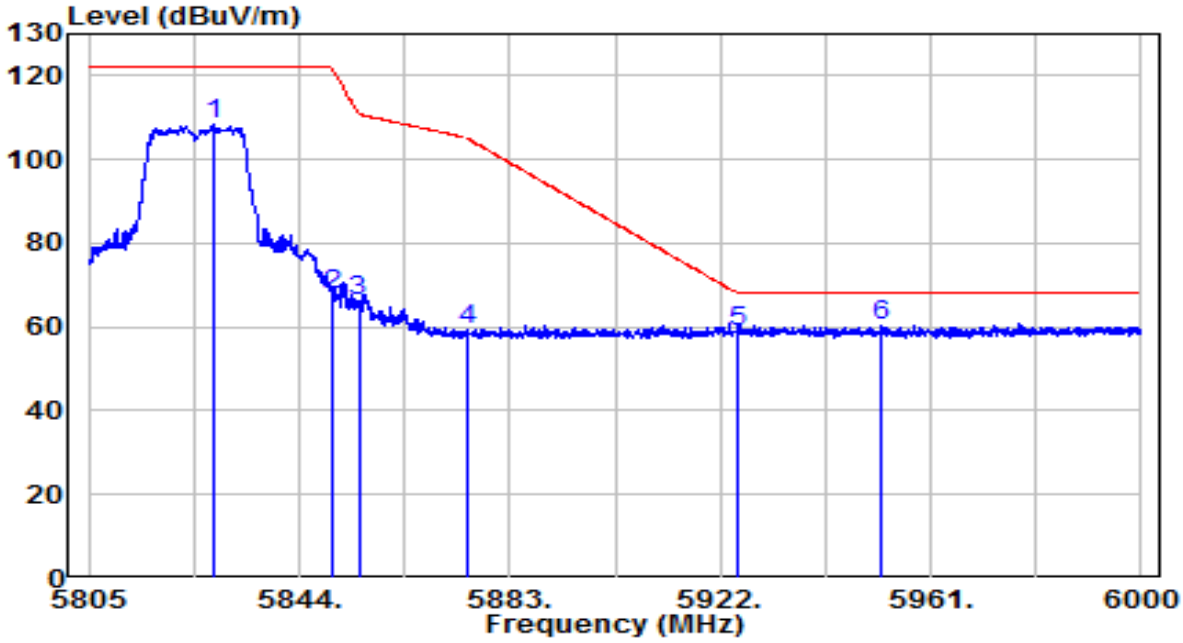

No		Frequency (MHz)	Reading (dBμV)	C.F (dB/m)	Measurement (dBμV/m)	Margin (dB)	Limit (dBμV/m)	Remark (QP/PK/AV)
1		5828.107	86.57	21.83	108.40	N/A	N/A	Peak
2		5850.045	45.68	21.91	67.59	-54.51	122.10	Peak
3		5855.000	44.34	21.92	66.26	-44.54	110.80	Peak
4		5875.000	37.36	21.99	59.35	-45.85	105.20	Peak
5		5925.000	36.62	22.16	58.78	-9.42	68.20	Peak
6	*	5952.030	38.12	22.26	60.37	-7.83	68.20	Peak

Note:

1. " *", means this data is the worst emission level.

2. C.F (Correction Factor) = Antenna Factor (dB/m) + Cable Loss (dB) + 16dB Attenuation (dB) – Preamplifier(dB).

3. Measurement(dBμV/m) = Reading(dBμV) + C.F (Correction Factor).

EUT	ACCESS POINT	Date of Test	2022-08-23
Factor	BBHA 9120D (1GHz~18GHz)_2022	Temp. / Humidity	24.7°C/46.2%
Polarity	Vertical	Site / Test Engineer	Jay Chu
Test Mode	Transmit by 802.11ac-VHT20 at 5825MHz	Test Voltage	120V/60Hz

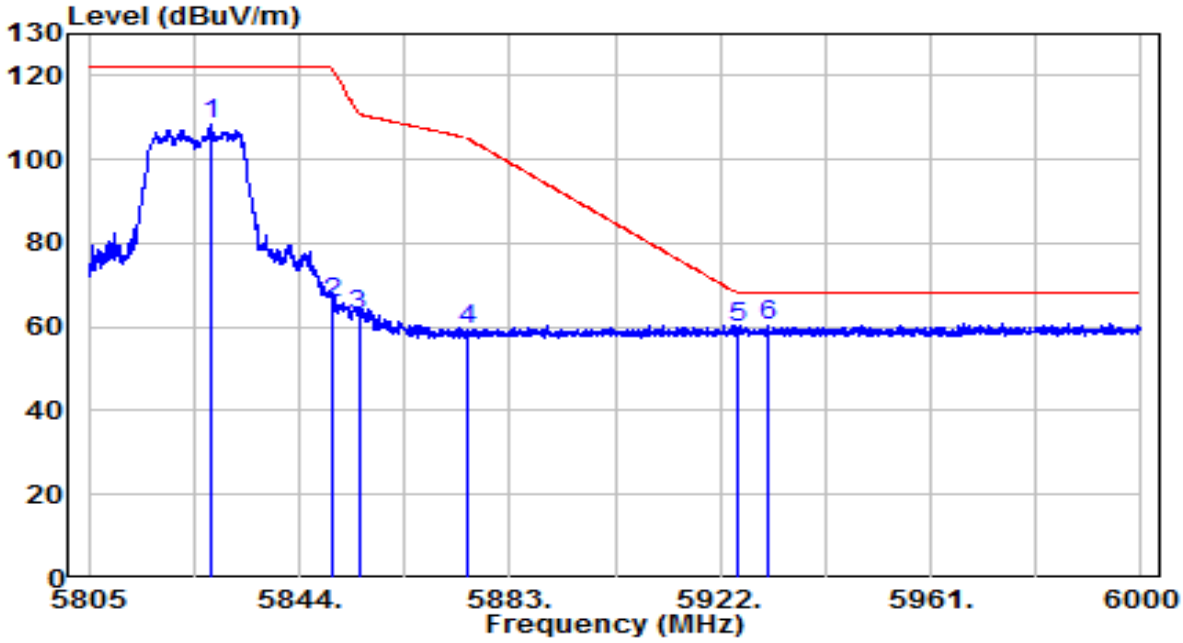

No		Frequency (MHz)	Reading (dBμV)	C.F (dB/m)	Measurement (dBμV/m)	Margin (dB)	Limit (dBμV/m)	Remark (QP/PK/AV)
1		5827.522	86.40	21.83	108.23	N/A	N/A	Peak
2		5850.000	43.83	21.91	65.74	-56.46	122.20	Peak
3		5855.000	40.74	21.92	62.67	-48.13	110.80	Peak
4		5875.000	37.43	21.99	59.43	-45.77	105.20	Peak
5		5925.000	37.59	22.16	59.76	-8.44	68.20	Peak
6	*	5931.067	38.27	22.18	60.46	-7.74	68.20	Peak

Note:

1. " *", means this data is the worst emission level.

2. C.F (Correction Factor) = Antenna Factor (dB/m) + Cable Loss (dB) + 16dB Attenuation (dB) – Preamplifier(dB).

3. Measurement(dBμV/m) = Reading(dBμV) + C.F (Correction Factor).

EUT	ACCESS POINT	Date of Test	2022-08-23
Factor	BBHA 9120D (1GHz~18GHz)_2022	Temp. / Humidity	24.7°C/46.2%
Polarity	Horizontal	Site / Test Engineer	Jay Chu
Test Mode	Transmit by 802.11ac-VHT40 at 5190MHz	Test Voltage	120V/60Hz

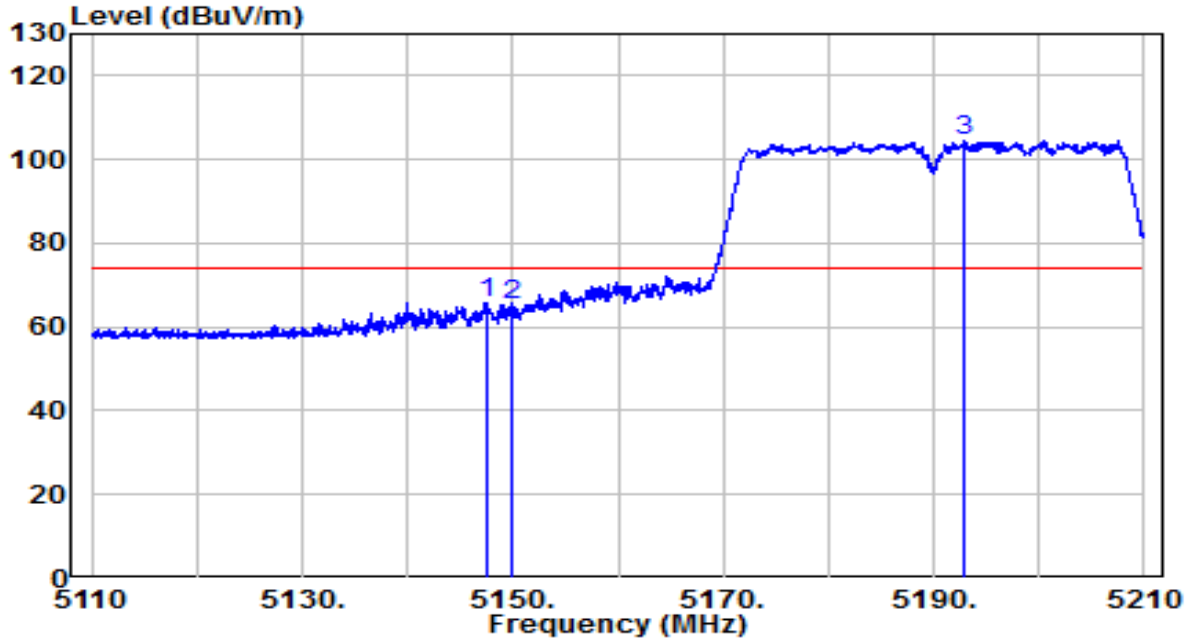

No		Frequency (MHz)	Reading (dBμV)	C.F (dB/m)	Measurement (dBμV/m)	Margin (dB)	Limit (dBμV/m)	Remark (QP/PK/AV)
1		5147.550	45.64	20.19	65.82	-8.18	74.00	Peak
2		5150.000	45.26	20.19	65.46	-8.54	74.00	Peak
3	*	5192.900	84.17	20.26	104.43	N/A	N/A	Peak

Note:

1. " *", means this data is the worst emission level.

2. C.F (Correction Factor) = Antenna Factor (dB/m) + Cable Loss (dB) + 16dB Attenuation (dB) – Preamplifier(dB).

3. Measurement(dBμV/m) = Reading(dBμV) + C.F (Correction Factor).

EUT	ACCESS POINT	Date of Test	2022-08-23
Factor	BBHA 9120D (1GHz~18GHz)_2022	Temp. / Humidity	24.7°C/46.2%
Polarity	Horizontal	Site / Test Engineer	Jay Chu
Test Mode	Transmit by 802.11ac-VHT40 at 5190MHz	Test Voltage	120V/60Hz

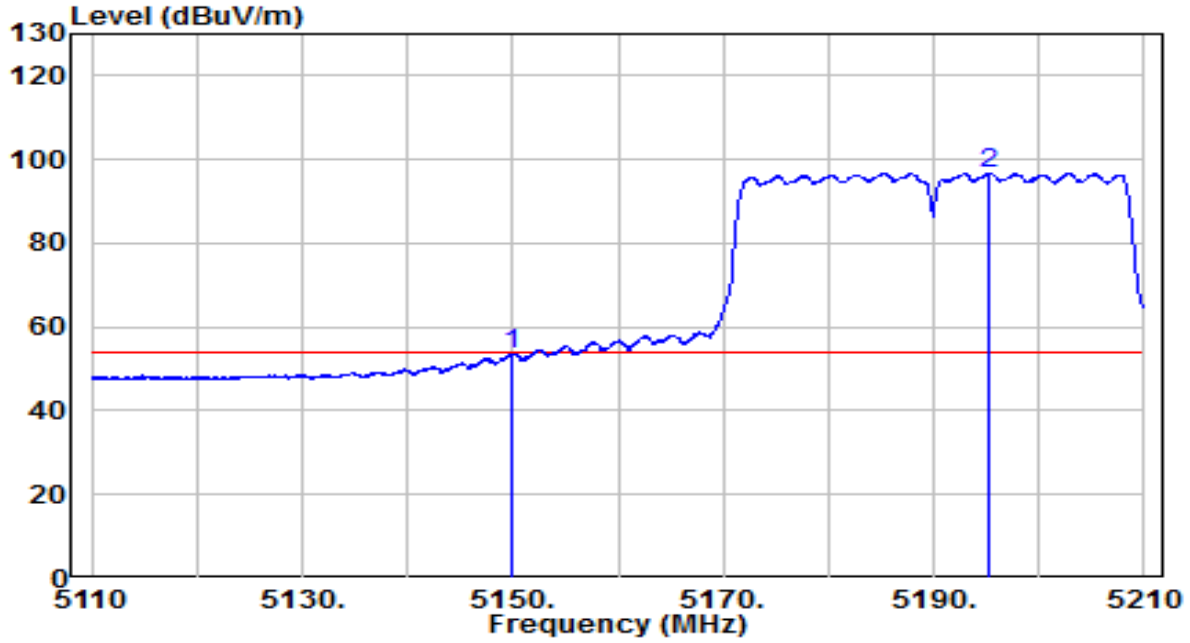

No		Frequency (MHz)	Reading (dBμV)	C.F (dB/m)	Measurement (dBμV/m)	Margin (dB)	Limit (dBμV/m)	Remark (QP/PK/AV)
1		5150.000	33.32	20.19	53.51	-0.49	54.00	Average
2	*	5195.350	76.35	20.26	96.61	N/A	N/A	Average

Note:

1. " *", means this data is the worst emission level.

2. C.F (Correction Factor) = Antenna Factor (dB/m) + Cable Loss (dB) + 16dB Attenuation (dB) – Preamplifier(dB).

3. Measurement(dBμV/m) = Reading(dBμV) + C.F (Correction Factor).

EUT	ACCESS POINT	Date of Test	2022-08-23
Factor	BBHA 9120D (1GHz~18GHz)_2022	Temp. / Humidity	24.7°C/46.2%
Polarity	Vertical	Site / Test Engineer	Jay Chu
Test Mode	Transmit by 802.11ac-VHT40 at 5190MHz	Test Voltage	120V/60Hz

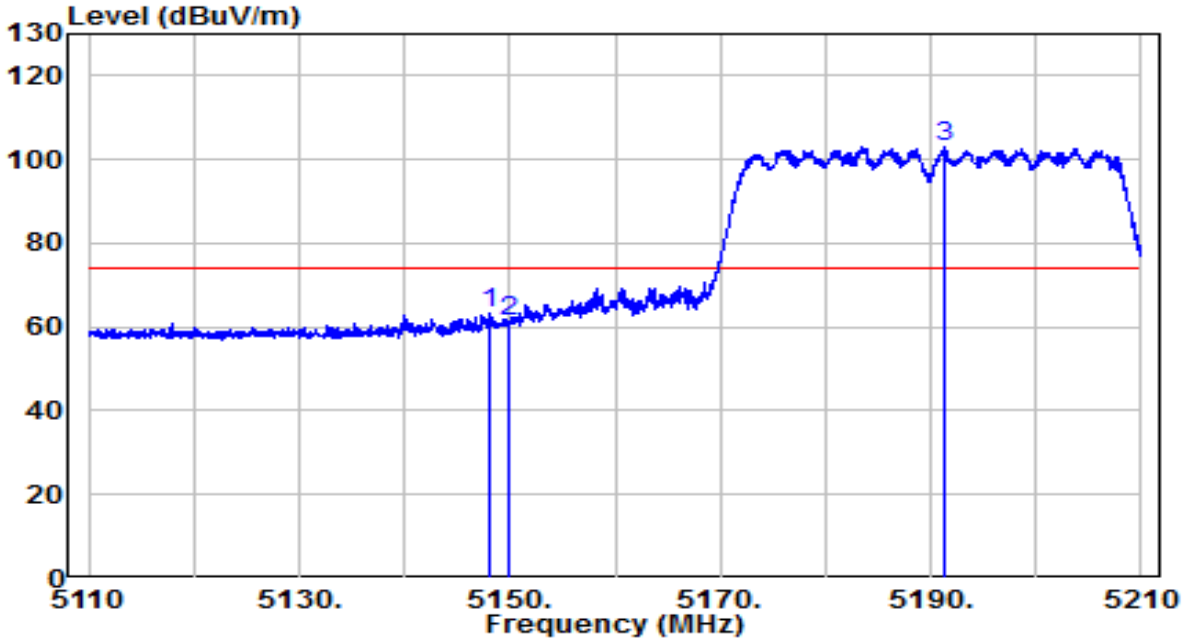

No		Frequency (MHz)	Reading (dBμV)	C.F (dB/m)	Measurement (dBμV/m)	Margin (dB)	Limit (dBμV/m)	Remark (QP/PK/AV)
1		5148.050	43.01	20.19	63.20	-10.80	74.00	Peak
2		5150.000	40.92	20.19	61.11	-12.89	74.00	Peak
3	*	5191.200	82.81	20.25	103.06	N/A	N/A	Peak

Note:

1. " *", means this data is the worst emission level.

2. C.F (Correction Factor) = Antenna Factor (dB/m) + Cable Loss (dB) + 16dB Attenuation (dB) – Preamplifier(dB).

3. Measurement(dBμV/m) = Reading(dBμV) + C.F (Correction Factor).

EUT	ACCESS POINT	Date of Test	2022-08-23
Factor	BBHA 9120D (1GHz~18GHz)_2022	Temp. / Humidity	24.7°C/46.2%
Polarity	Vertical	Site / Test Engineer	Jay Chu
Test Mode	Transmit by 802.11ac-VHT40 at 5190MHz	Test Voltage	120V/60Hz

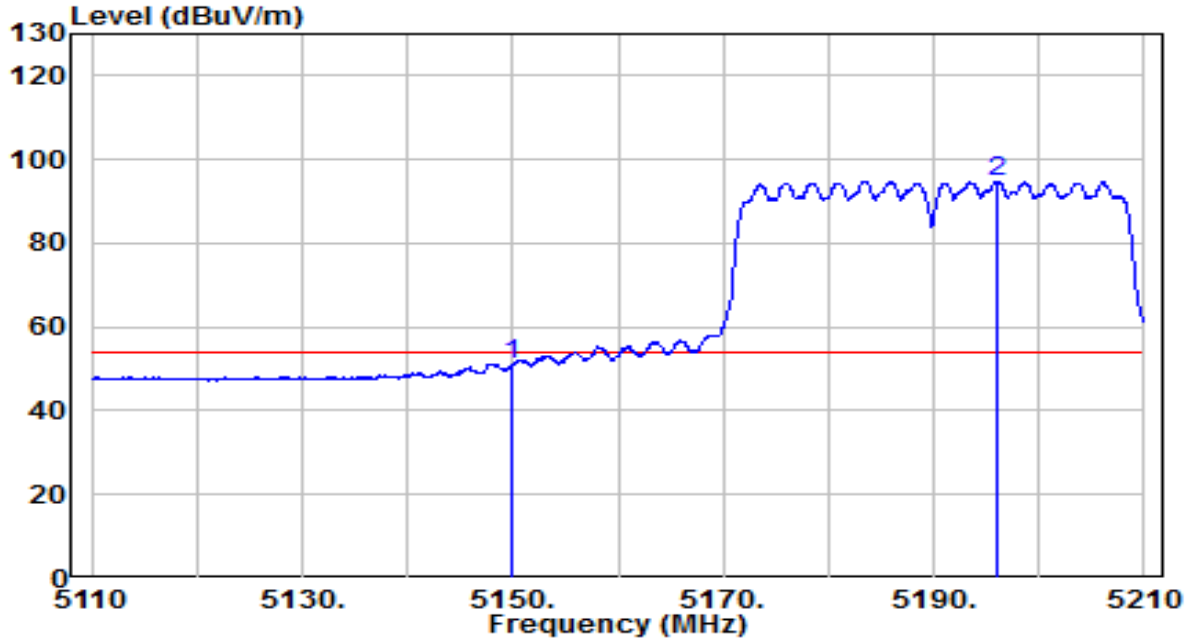

No		Frequency (MHz)	Reading (dBμV)	C.F (dB/m)	Measurement (dBμV/m)	Margin (dB)	Limit (dBμV/m)	Remark (QP/PK/AV)
1		5150.000	30.86	20.19	51.06	-2.94	54.00	Average
2	*	5196.050	74.59	20.26	94.85	N/A	N/A	Average

Note:

1. " *", means this data is the worst emission level.

2. C.F (Correction Factor) = Antenna Factor (dB/m) + Cable Loss (dB) + 16dB Attenuation (dB) – Preamplifier(dB).

3. Measurement(dBμV/m) = Reading(dBμV) + C.F (Correction Factor).

EUT	ACCESS POINT	Date of Test	2022-08-23
Factor	BBHA 9120D (1GHz~18GHz)_2022	Temp. / Humidity	24.7°C/46.2%
Polarity	Horizontal	Site / Test Engineer	Jay Chu
Test Mode	Transmit by 802.11ac-VHT40 at 5310MHz	Test Voltage	120V/60Hz

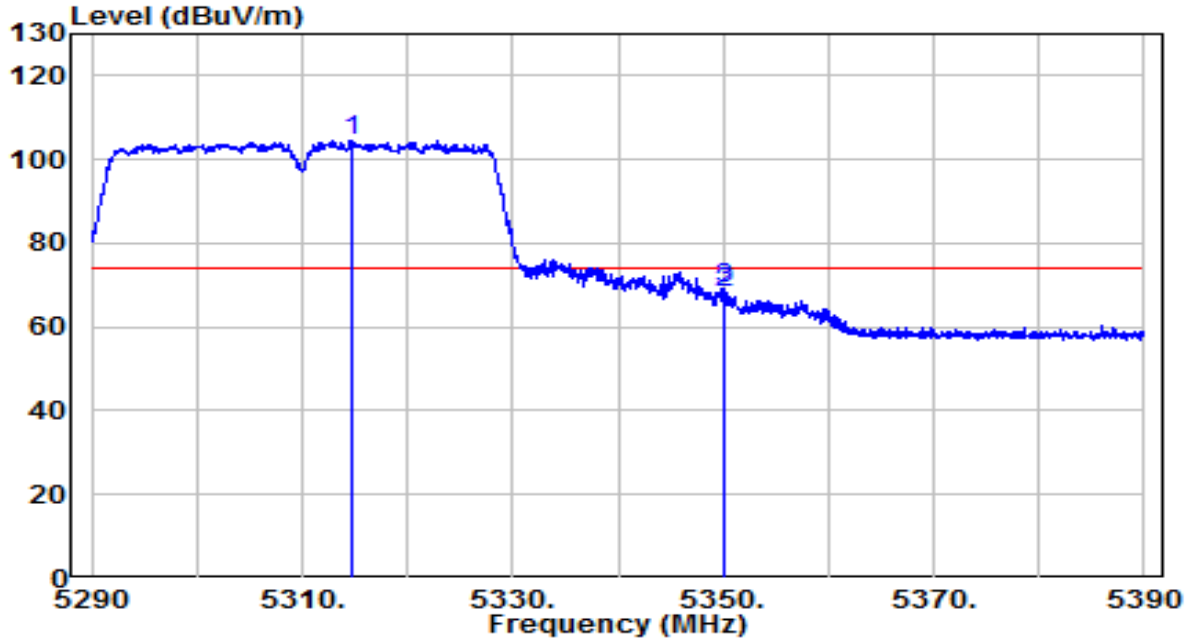

No		Frequency (MHz)	Reading (dBμV)	C.F (dB/m)	Measurement (dBμV/m)	Margin (dB)	Limit (dBμV/m)	Remark (QP/PK/AV)
1	*	5314.650	84.27	20.44	104.71	N/A	N/A	Peak
2		5350.000	47.50	20.49	67.99	-6.01	74.00	Peak
3		5350.150	48.66	20.49	69.15	-4.85	74.00	Peak

Note:

1. " *", means this data is the worst emission level.

2. C.F (Correction Factor) = Antenna Factor (dB/m) + Cable Loss (dB) + 16dB Attenuation (dB) – Preamplifier(dB).

3. Measurement(dBμV/m) = Reading(dBμV) + C.F (Correction Factor).

EUT	ACCESS POINT	Date of Test	2022-08-23
Factor	BBHA 9120D (1GHz~18GHz)_2022	Temp. / Humidity	24.7°C/46.2%
Polarity	Horizontal	Site / Test Engineer	Jay Chu
Test Mode	Transmit by 802.11ac-VHT40 at 5310MHz	Test Voltage	120V/60Hz

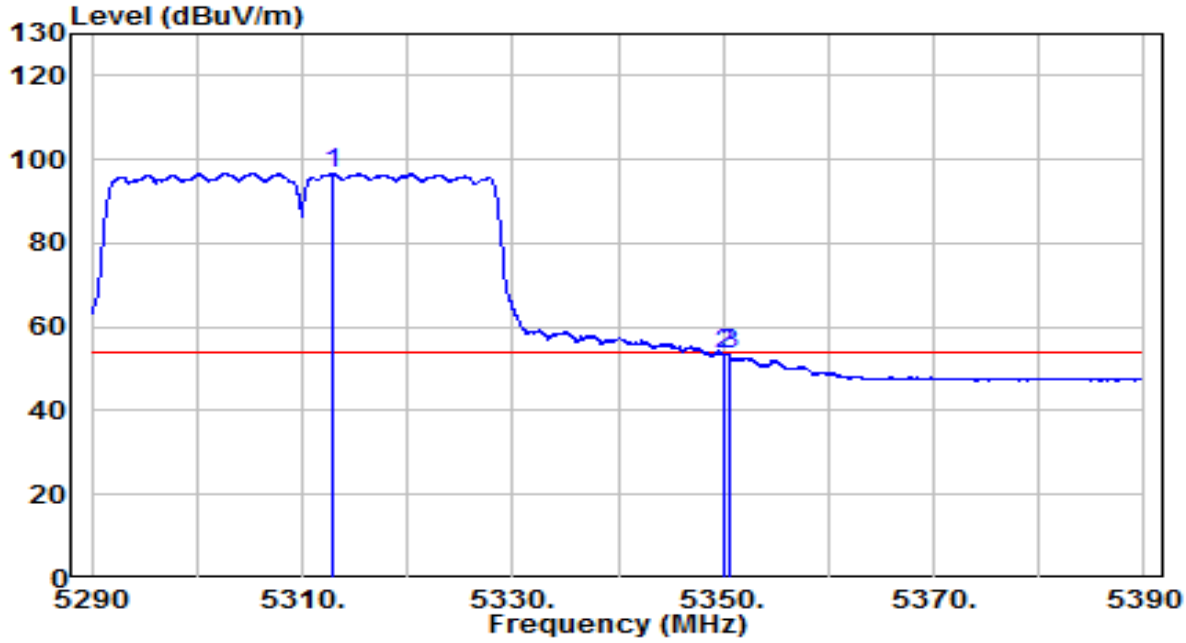

No		Frequency (MHz)	Reading (dBμV)	C.F (dB/m)	Measurement (dBμV/m)	Margin (dB)	Limit (dBμV/m)	Remark (QP/PK/AV)
1	*	5312.900	76.21	20.43	96.64	N/A	N/A	Average
2		5350.000	32.92	20.49	53.40	-0.60	54.00	Average
3		5350.500	33.09	20.49	53.57	-0.43	54.00	Average

Note:

1. " *", means this data is the worst emission level.

2. C.F (Correction Factor) = Antenna Factor (dB/m) + Cable Loss (dB) + 16dB Attenuation (dB) – Preamplifier(dB).

3. Measurement(dBμV/m) = Reading(dBμV) + C.F (Correction Factor).

EUT	ACCESS POINT	Date of Test	2022-08-23
Factor	BBHA 9120D (1GHz~18GHz)_2022	Temp. / Humidity	24.7°C/46.2%
Polarity	Vertical	Site / Test Engineer	Jay Chu
Test Mode	Transmit by 802.11ac-VHT40 at 5310MHz	Test Voltage	120V/60Hz

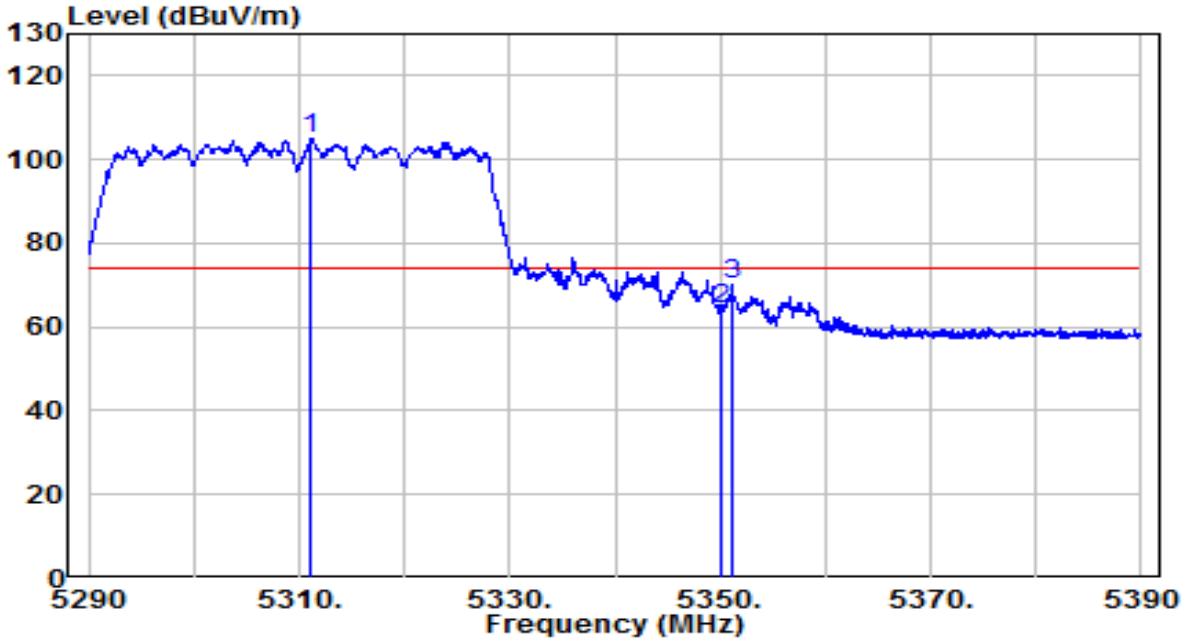

No		Frequency (MHz)	Reading (dBμV)	C.F (dB/m)	Measurement (dBμV/m)	Margin (dB)	Limit (dBμV/m)	Remark (QP/PK/AV)
1	*	5311.150	84.53	20.43	104.96	N/A	N/A	Peak
2		5350.000	43.73	20.49	64.22	-9.78	74.00	Peak
3		5351.200	49.75	20.49	70.24	-3.76	74.00	Peak

Note:

1. " *", means this data is the worst emission level.

2. C.F (Correction Factor) = Antenna Factor (dB/m) + Cable Loss (dB) + 16dB Attenuation (dB) – Preamplifier(dB).

3. Measurement(dBμV/m) = Reading(dBμV) + C.F (Correction Factor).

EUT	ACCESS POINT	Date of Test	2022-08-23
Factor	BBHA 9120D (1GHz~18GHz)_2022	Temp. / Humidity	24.7°C/46.2%
Polarity	Vertical	Site / Test Engineer	Jay Chu
Test Mode	Transmit by 802.11ac-VHT40 at 5310MHz	Test Voltage	120V/60Hz

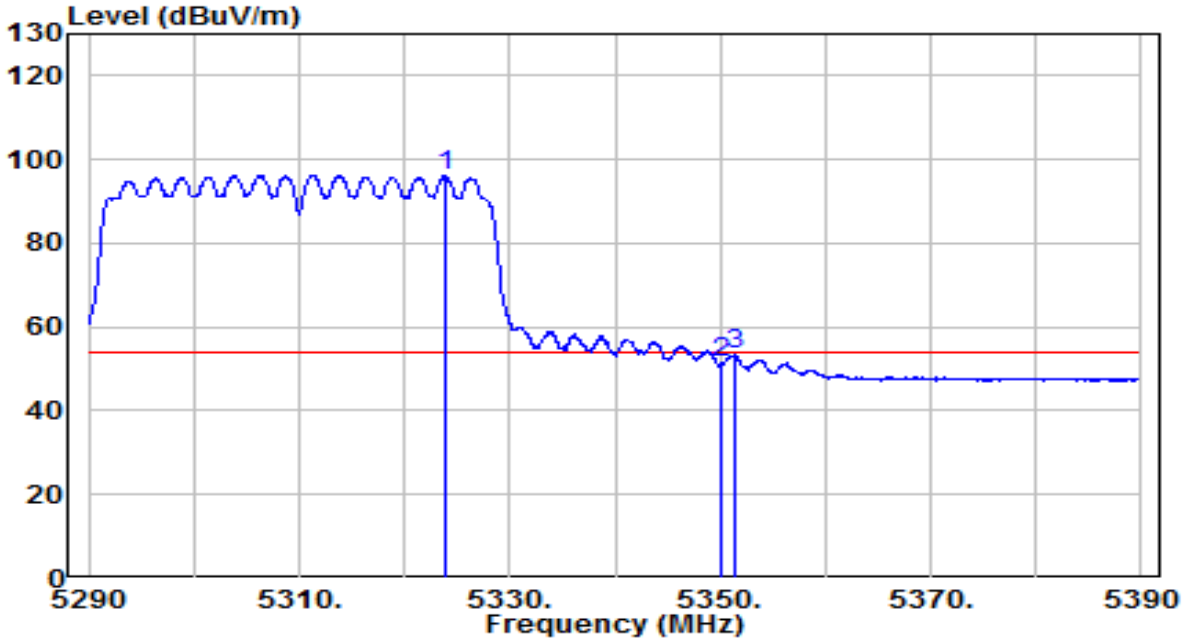

No		Frequency (MHz)	Reading (dBμV)	C.F (dB/m)	Measurement (dBμV/m)	Margin (dB)	Limit (dBμV/m)	Remark (QP/PK/AV)
1	*	5323.900	75.64	20.45	96.09	N/A	N/A	Average
2		5350.000	30.82	20.49	51.31	-2.69	54.00	Average
3		5351.350	32.77	20.49	53.26	-0.74	54.00	Average

Note:

1. " *", means this data is the worst emission level.

2. C.F (Correction Factor) = Antenna Factor (dB/m) + Cable Loss (dB) + 16dB Attenuation (dB) – Preamplifier(dB).

3. Measurement(dBμV/m) = Reading(dBμV) + C.F (Correction Factor).

EUT	ACCESS POINT	Date of Test	2022-08-23
Factor	BBHA 9120D (1GHz~18GHz)_2022	Temp. / Humidity	24.7°C/46.2%
Polarity	Horizontal	Site / Test Engineer	Jay Chu
Test Mode	Transmit by 802.11ac-VHT40 at 5510MHz	Test Voltage	120V/60Hz

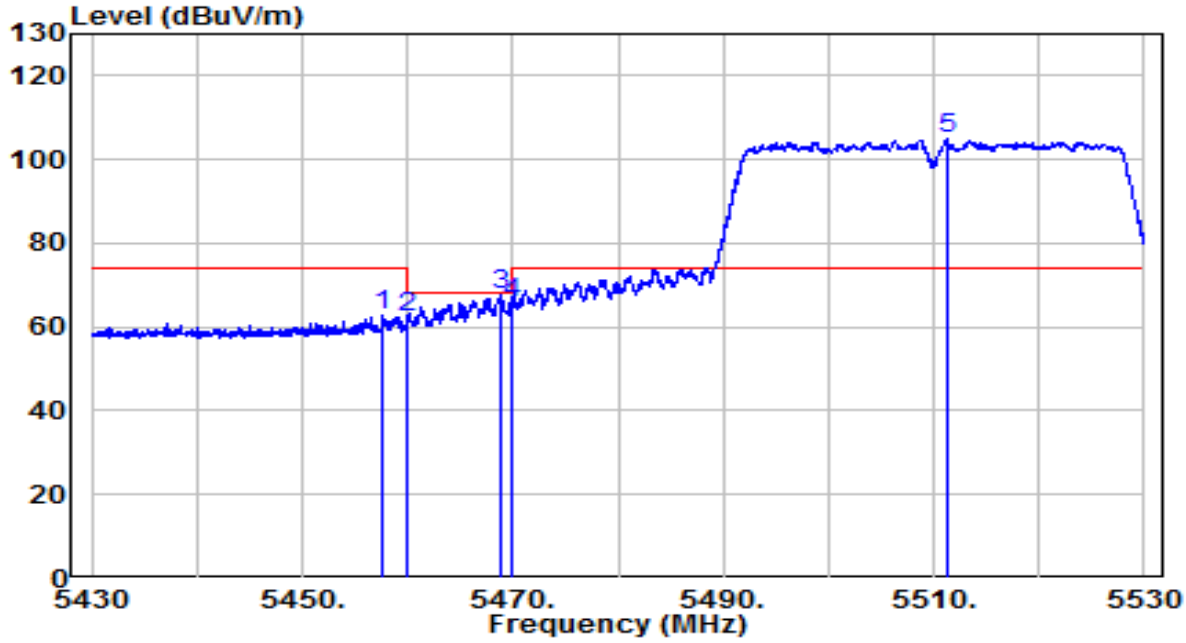

No		Frequency (MHz)	Reading (dBμV)	C.F (dB/m)	Measurement (dBμV/m)	Margin (dB)	Limit (dBμV/m)	Remark (QP/PK/AV)
1		5457.650	42.01	20.65	62.66	-11.34	74.00	Peak
2		5460.000	41.80	20.65	62.45	-5.75	68.20	Peak
3		5468.900	46.82	20.66	67.48	-0.72	68.20	Peak
4		5470.000	45.25	20.67	65.92	-2.28	68.20	Peak
5	*	5511.250	84.07	20.75	104.82	N/A	N/A	Peak

Note:

1. " *", means this data is the worst emission level.

2. C.F (Correction Factor) = Antenna Factor (dB/m) + Cable Loss (dB) + 16dB Attenuation (dB) – Preamplifier(dB).

3. Measurement(dBμV/m) = Reading(dBμV) + C.F (Correction Factor).

EUT	ACCESS POINT	Date of Test	2022-08-23
Factor	BBHA 9120D (1GHz~18GHz)_2022	Temp. / Humidity	24.7°C/46.2%
Polarity	Horizontal	Site / Test Engineer	Jay Chu
Test Mode	Transmit by 802.11ac-VHT40 at 5510MHz	Test Voltage	120V/60Hz

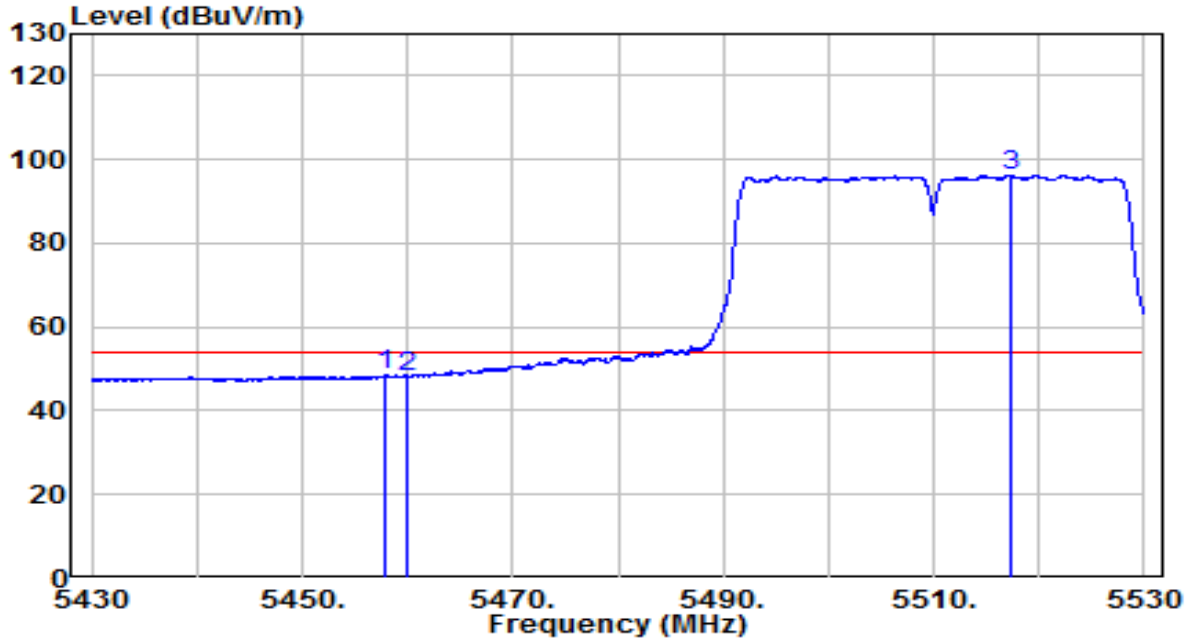

No		Frequency (MHz)	Reading (dBμV)	C.F (dB/m)	Measurement (dBμV/m)	Margin (dB)	Limit (dBμV/m)	Remark (QP/PK/AV)
1		5457.750	27.77	20.65	48.42	-5.58	54.00	Average
2		5460.000	27.56	20.65	48.21	-5.79	54.00	Average
3	*	5517.250	75.54	20.77	96.31	N/A	N/A	Average

Note:

1. " *", means this data is the worst emission level.

2. C.F (Correction Factor) = Antenna Factor (dB/m) + Cable Loss (dB) + 16dB Attenuation (dB) – Preamplifier(dB).

3. Measurement(dBμV/m) = Reading(dBμV) + C.F (Correction Factor).

EUT	ACCESS POINT	Date of Test	2022-08-23
Factor	BBHA 9120D (1GHz~18GHz)_2022	Temp. / Humidity	24.7°C/46.2%
Polarity	Vertical	Site / Test Engineer	Jay Chu
Test Mode	Transmit by 802.11ac-VHT40 at 5510MHz	Test Voltage	120V/60Hz

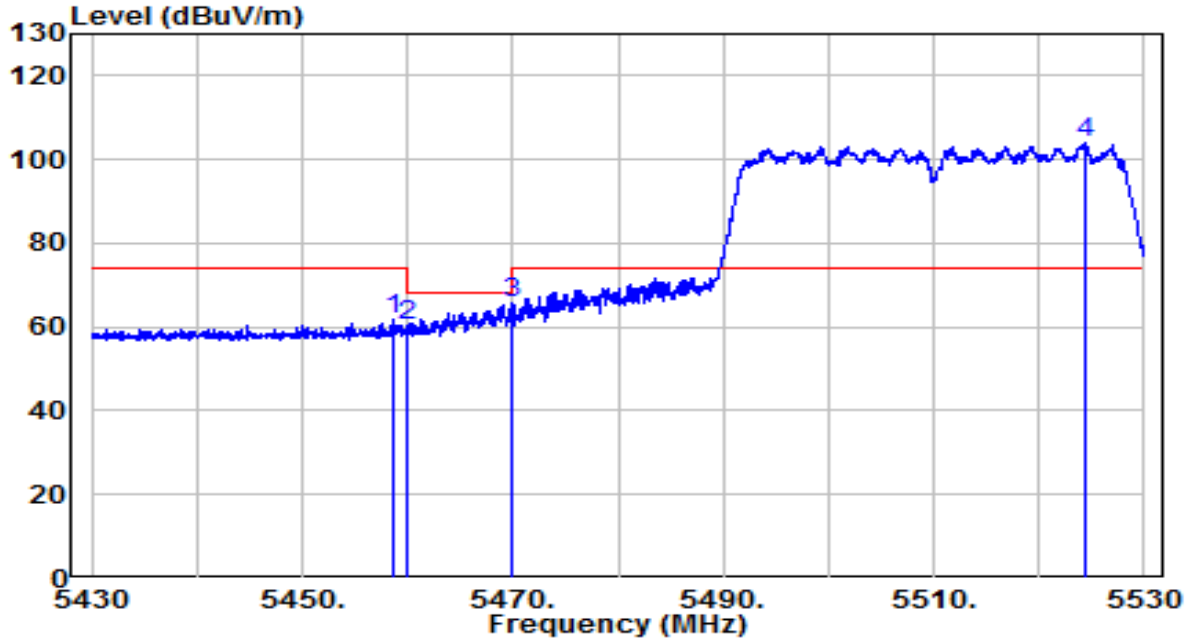

No		Frequency (MHz)	Reading (dBμV)	C.F (dB/m)	Measurement (dBμV/m)	Margin (dB)	Limit (dBμV/m)	Remark (QP/PK/AV)
1		5458.550	41.08	20.65	61.73	-12.27	74.00	Peak
2		5460.000	39.54	20.65	60.20	-8.00	68.20	Peak
3		5470.000	45.04	20.67	65.70	-2.50	68.20	Peak
4	*	5524.300	83.35	20.79	104.14	N/A	N/A	Peak

Note:

1. " *", means this data is the worst emission level.

2. C.F (Correction Factor) = Antenna Factor (dB/m) + Cable Loss (dB) + 16dB Attenuation (dB) – Preamplifier(dB).

3. Measurement(dBμV/m) = Reading(dBμV) + C.F (Correction Factor).

EUT	ACCESS POINT	Date of Test	2022-08-23
Factor	BBHA 9120D (1GHz~18GHz)_2022	Temp. / Humidity	24.7°C/46.2%
Polarity	Vertical	Site / Test Engineer	Jay Chu
Test Mode	Transmit by 802.11ac-VHT40 at 5510MHz	Test Voltage	120V/60Hz

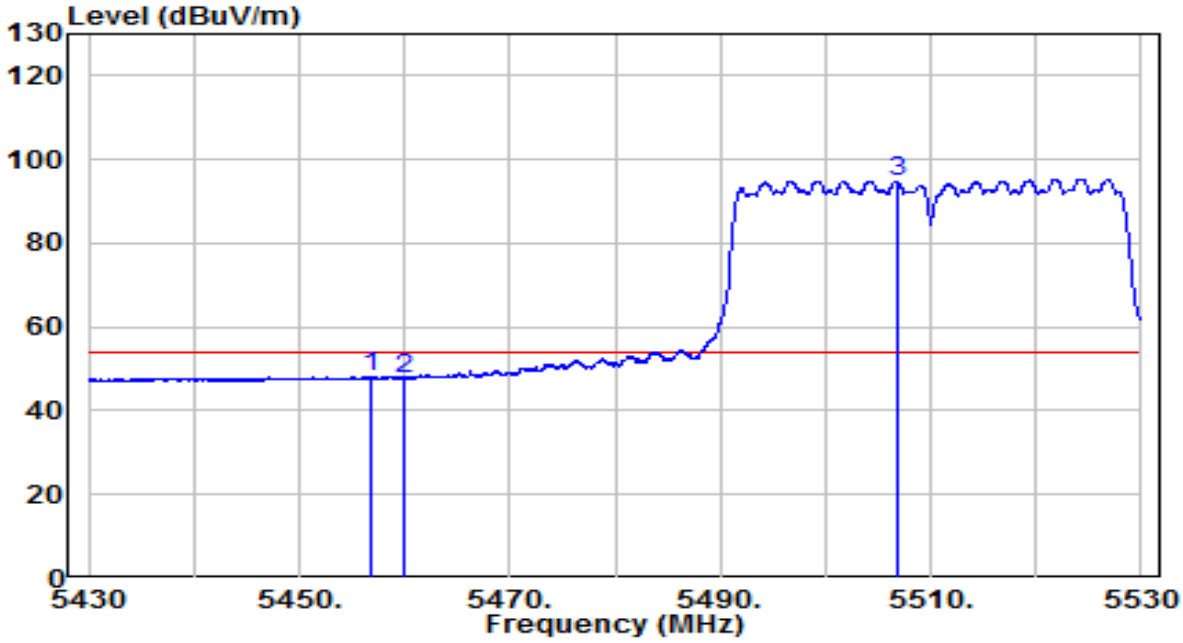

No		Frequency (MHz)	Reading (dBμV)	C.F (dB/m)	Measurement (dBμV/m)	Margin (dB)	Limit (dBμV/m)	Remark (QP/PK/AV)
1		5456.750	27.51	20.65	48.16	-5.84	54.00	Average
2		5460.000	27.01	20.65	47.66	-6.34	54.00	Average
3	*	5506.750	74.19	20.73	94.92	N/A	N/A	Average

Note:

1. " *", means this data is the worst emission level.

2. C.F (Correction Factor) = Antenna Factor (dB/m) + Cable Loss (dB) + 16dB Attenuation (dB) – Preamplifier(dB).

3. Measurement(dBμV/m) = Reading(dBμV) + C.F (Correction Factor).

EUT	ACCESS POINT	Date of Test	2022-08-23
Factor	BBHA 9120D (1GHz~18GHz)_2022	Temp. / Humidity	24.7°C/46.2%
Polarity	Horizontal	Site / Test Engineer	Jay Chu
Test Mode	Transmit by 802.11ac-VHT40 at 5670MHz	Test Voltage	120V/60Hz

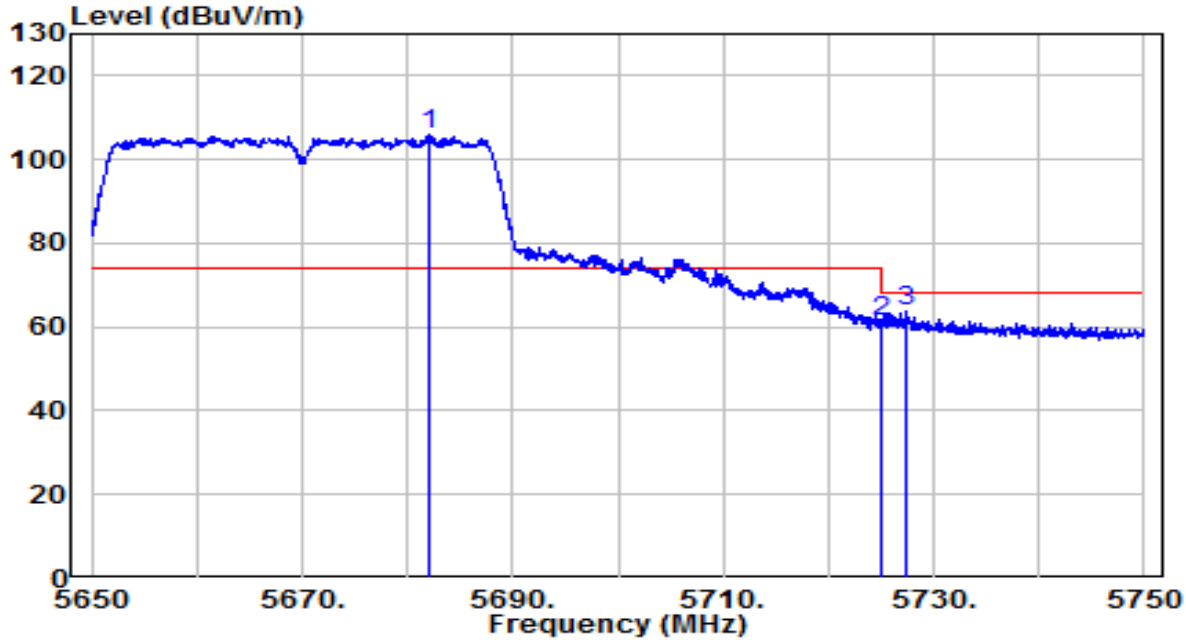

No		Frequency (MHz)	Reading (dBμV)	C.F (dB/m)	Measurement (dBμV/m)	Margin (dB)	Limit (dBμV/m)	Remark (QP/PK/AV)
1	*	5682.100	84.60	21.33	105.93	N/A	N/A	Peak
2		5725.000	40.06	21.48	61.54	-6.66	68.20	Peak
3		5727.300	42.22	21.49	63.71	-4.49	68.20	Peak

Note:

1. " *", means this data is the worst emission level.

2. C.F (Correction Factor) = Antenna Factor (dB/m) + Cable Loss (dB) + 16dB Attenuation (dB) – Preamplifier(dB).

3. Measurement(dBμV/m) = Reading(dBμV) + C.F (Correction Factor).

EUT	ACCESS POINT	Date of Test	2022-08-23
Factor	BBHA 9120D (1GHz~18GHz)_2022	Temp. / Humidity	24.7°C/46.2%
Polarity	Vertical	Site / Test Engineer	Jay Chu
Test Mode	Transmit by 802.11ac-VHT40 at 5670MHz	Test Voltage	120V/60Hz

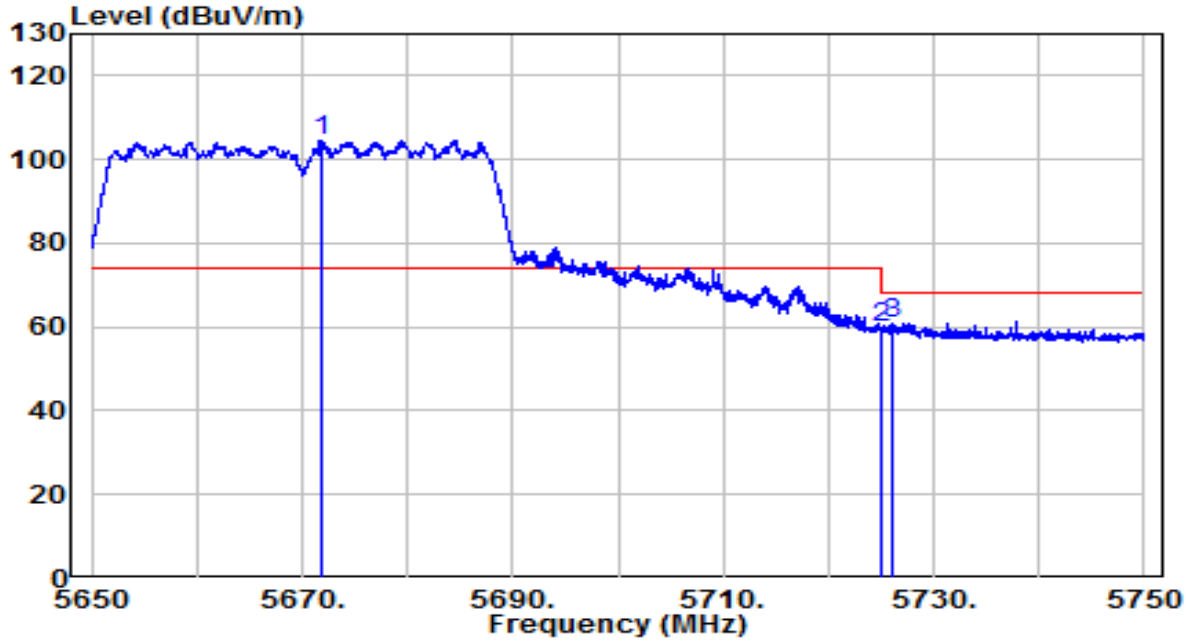

No		Frequency (MHz)	Reading (dBμV)	C.F (dB/m)	Measurement (dBμV/m)	Margin (dB)	Limit (dBμV/m)	Remark (QP/PK/AV)
1	*	5671.750	83.42	21.30	104.72	N/A	N/A	Peak
2		5725.000	38.17	21.48	59.64	-8.56	68.20	Peak
3		5725.950	39.46	21.48	60.94	-7.26	68.20	Peak

Note:

1. " *", means this data is the worst emission level.

2. C.F (Correction Factor) = Antenna Factor (dB/m) + Cable Loss (dB) + 16dB Attenuation (dB) – Preamplifier(dB).

3. Measurement(dBμV/m) = Reading(dBμV) + C.F (Correction Factor).

EUT	ACCESS POINT	Date of Test	2022-08-23
Factor	BBHA 9120D (1GHz~18GHz)_2022	Temp. / Humidity	24.7°C/46.2%
Polarity	Horizontal	Site / Test Engineer	Jay Chu
Test Mode	Transmit by 802.11ac-VHT40 at 5755MHz	Test Voltage	120V/60Hz

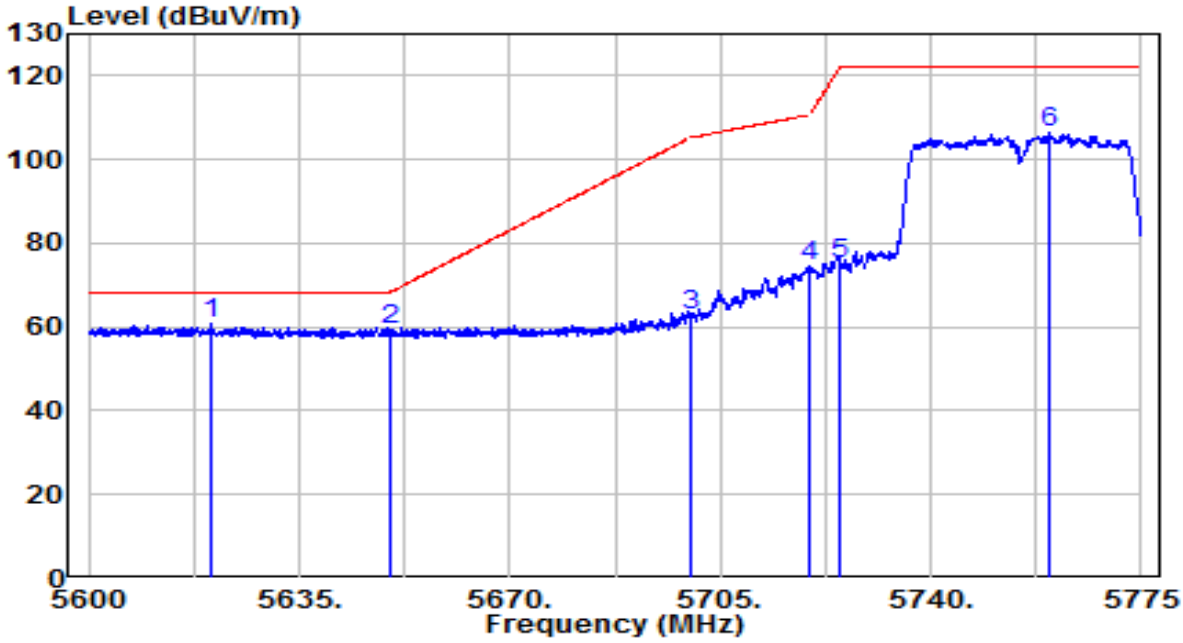

No		Frequency (MHz)	Reading (dBμV)	C.F (dB/m)	Measurement (dBμV/m)	Margin (dB)	Limit (dBμV/m)	Remark (QP/PK/AV)
1	*	5620.563	39.64	21.12	60.76	-7.44	68.20	Peak
2		5650.000	38.18	21.22	59.40	-8.80	68.20	Peak
3		5700.000	41.38	21.39	62.78	-42.42	105.20	Peak
4		5720.000	52.91	21.46	74.37	-36.43	110.80	Peak
5		5725.000	53.73	21.48	75.21	-46.99	122.20	Peak
6		5759.688	84.70	21.60	106.30	N/A	N/A	Peak

Note:

1. " *", means this data is the worst emission level.

2. C.F (Correction Factor) = Antenna Factor (dB/m) + Cable Loss (dB) + 16dB Attenuation (dB) – Preamplifier(dB).

3. Measurement(dBμV/m) = Reading(dBμV) + C.F (Correction Factor).

EUT	ACCESS POINT	Date of Test	2022-08-23
Factor	BBHA 9120D (1GHz~18GHz)_2022	Temp. / Humidity	24.7°C/46.2%
Polarity	Vertical	Site / Test Engineer	Jay Chu
Test Mode	Transmit by 802.11ac-VHT40 at 5755MHz	Test Voltage	120V/60Hz

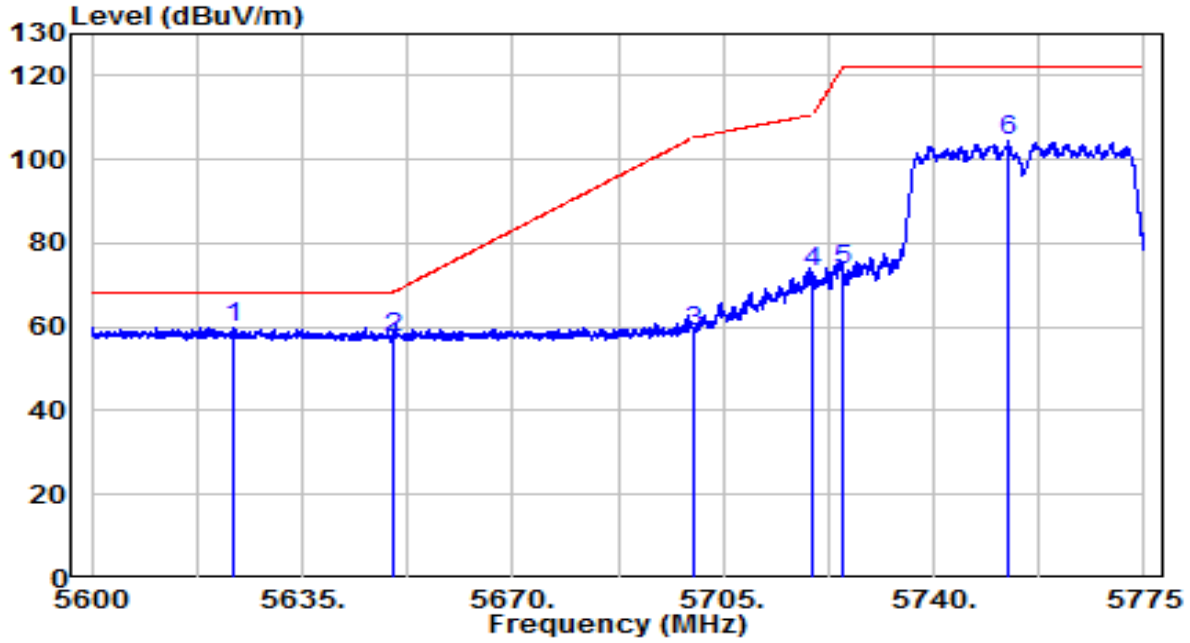

No		Frequency (MHz)	Reading (dBμV)	C.F (dB/m)	Measurement (dBμV/m)	Margin (dB)	Limit (dBμV/m)	Remark (QP/PK/AV)
1	*	5623.712	38.70	21.13	59.83	-8.37	68.20	Peak
2		5650.000	36.28	21.22	57.50	-10.70	68.20	Peak
3		5700.000	37.29	21.39	58.68	-46.52	105.20	Peak
4		5720.000	51.63	21.46	73.09	-37.71	110.80	Peak
5		5725.000	52.16	21.48	73.64	-48.56	122.20	Peak
6		5752.425	83.04	21.57	104.61	N/A	N/A	Peak

Note:

1. " *", means this data is the worst emission level.

2. C.F (Correction Factor) = Antenna Factor (dB/m) + Cable Loss (dB) + 16dB Attenuation (dB) – Preamplifier(dB).

3. Measurement(dBμV/m) = Reading(dBμV) + C.F (Correction Factor).

EUT	ACCESS POINT	Date of Test	2022-08-23
Factor	BBHA 9120D (1GHz~18GHz)_2022	Temp. / Humidity	24.7°C/46.2%
Polarity	Horizontal	Site / Test Engineer	Jay Chu
Test Mode	Transmit by 802.11ac-VHT40 at 5795MHz	Test Voltage	120V/60Hz

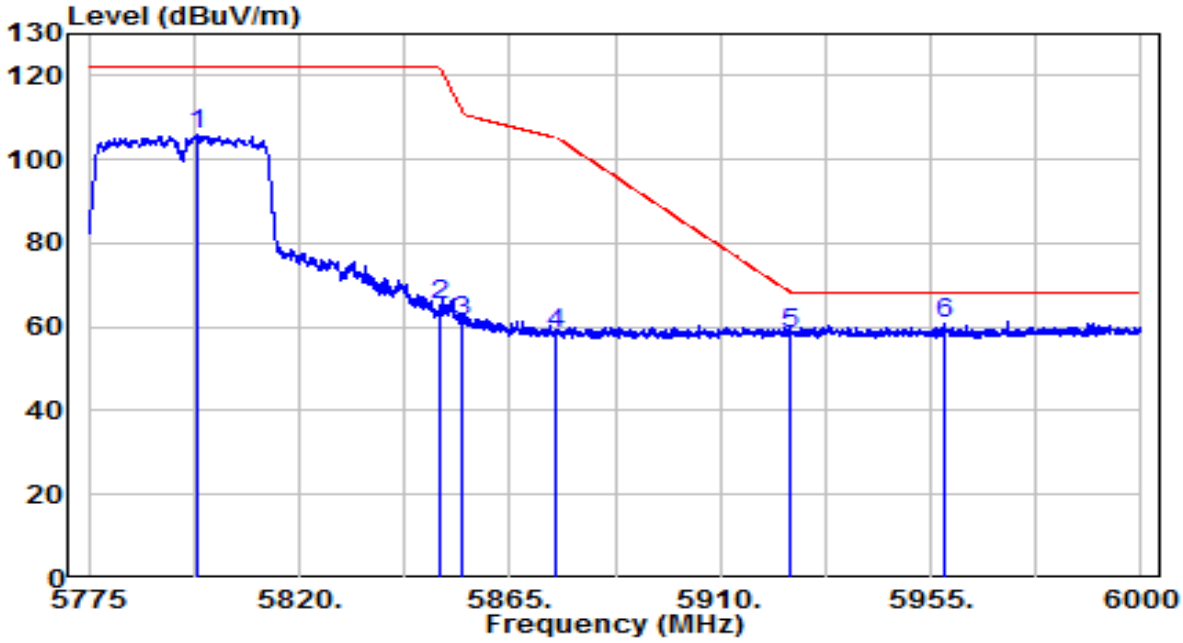

No		Frequency (MHz)	Reading (dBμV)	C.F (dB/m)	Measurement (dBμV/m)	Margin (dB)	Limit (dBμV/m)	Remark (QP/PK/AV)
1		5798.063	84.23	21.73	105.96	N/A	N/A	Peak
2		5850.000	43.15	21.91	65.06	-57.14	122.20	Peak
3		5855.000	39.33	21.92	61.26	-49.54	110.80	Peak
4		5875.000	36.36	21.99	58.36	-46.84	105.20	Peak
5		5925.000	35.99	22.16	58.16	-10.04	68.20	Peak
6	*	5957.700	38.46	22.28	60.73	-7.47	68.20	Peak

Note:

1. " *", means this data is the worst emission level.

2. C.F (Correction Factor) = Antenna Factor (dB/m) + Cable Loss (dB) + 16dB Attenuation (dB) – Preamplifier(dB).

3. Measurement(dBμV/m) = Reading(dBμV) + C.F (Correction Factor).

EUT	ACCESS POINT	Date of Test	2022-08-23
Factor	BBHA 9120D (1GHz~18GHz)_2022	Temp. / Humidity	24.7°C/46.2%
Polarity	Vertical	Site / Test Engineer	Jay Chu
Test Mode	Transmit by 802.11ac-VHT40 at 5795MHz	Test Voltage	120V/60Hz

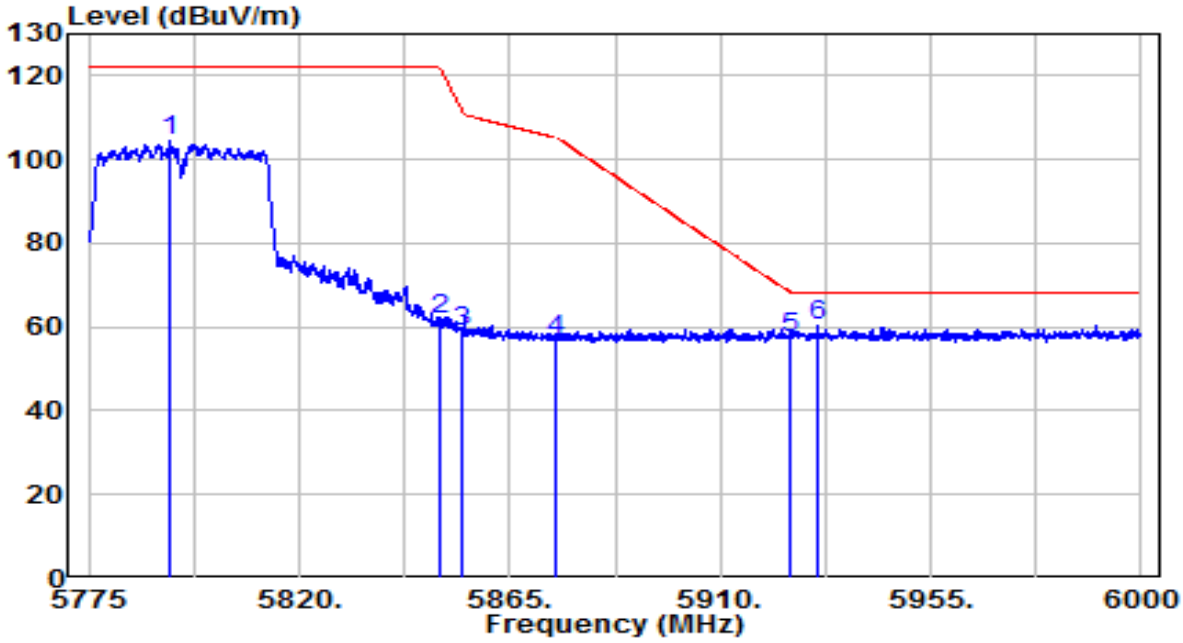

No		Frequency (MHz)	Reading (dBμV)	C.F (dB/m)	Measurement (dBμV/m)	Margin (dB)	Limit (dBμV/m)	Remark (QP/PK/AV)
1		5792.550	82.84	21.71	104.55	N/A	N/A	Peak
2		5850.000	39.95	21.91	61.86	-60.34	122.20	Peak
3		5855.000	36.83	21.92	58.75	-52.05	110.80	Peak
4		5875.000	35.13	21.99	57.12	-48.08	105.20	Peak
5		5925.000	35.38	22.16	57.55	-10.65	68.20	Peak
6	*	5930.925	38.23	22.18	60.41	-7.79	68.20	Peak

Note:

1. " *", means this data is the worst emission level.

2. C.F (Correction Factor) = Antenna Factor (dB/m) + Cable Loss (dB) + 16dB Attenuation (dB) – Preamplifier(dB).

3. Measurement(dBμV/m) = Reading(dBμV) + C.F (Correction Factor).

EUT	ACCESS POINT	Date of Test	2022-08-23
Factor	BBHA 9120D (1GHz~18GHz)_2022	Temp. / Humidity	24.7°C/46.2%
Polarity	Horizontal	Site / Test Engineer	Jay Chu
Test Mode	Transmit by 802.11ac-VHT80 at 5210MHz	Test Voltage	120V/60Hz

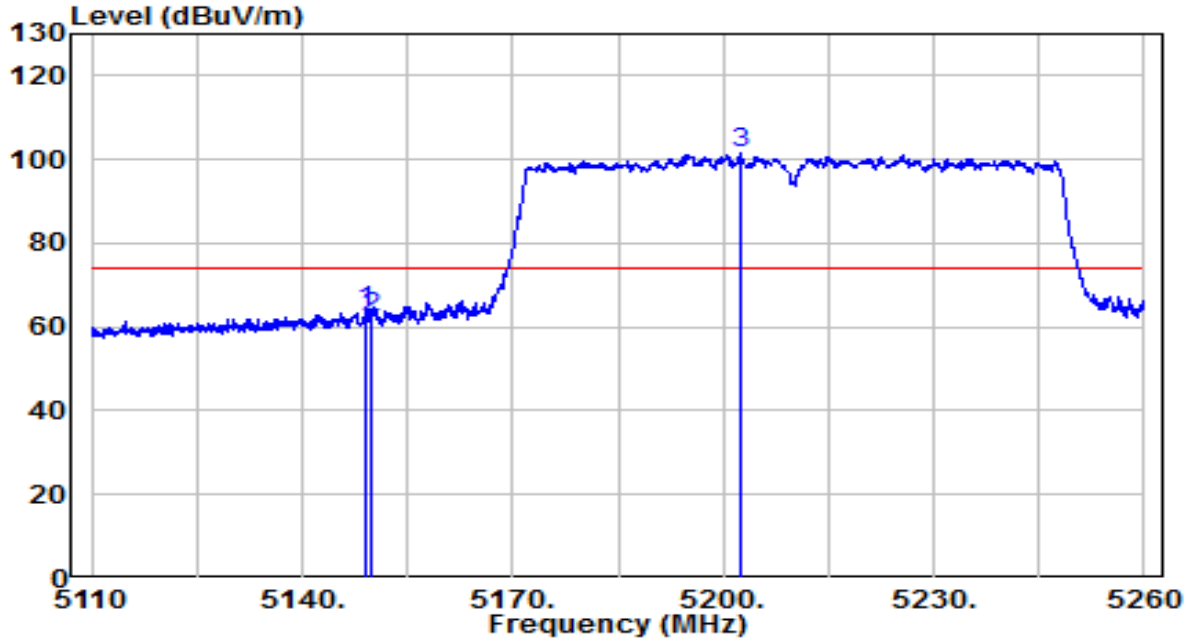

No		Frequency (MHz)	Reading (dBμV)	C.F (dB/m)	Measurement (dBμV/m)	Margin (dB)	Limit (dBμV/m)	Remark (QP/PK/AV)
1		5149.150	43.74	20.19	63.93	-10.07	74.00	Peak
2		5150.000	42.12	20.19	62.31	-11.69	74.00	Peak
3	*	5202.400	81.05	20.27	101.32	N/A	N/A	Peak

Note:

1. " *", means this data is the worst emission level.

2. C.F (Correction Factor) = Antenna Factor (dB/m) + Cable Loss (dB) + 16dB Attenuation (dB) – Preamplifier(dB).

3. Measurement(dBμV/m) = Reading(dBμV) + C.F (Correction Factor).

EUT	ACCESS POINT	Date of Test	2022-08-23
Factor	BBHA 9120D (1GHz~18GHz)_2022	Temp. / Humidity	24.7°C/46.2%
Polarity	Horizontal	Site / Test Engineer	Jay Chu
Test Mode	Transmit by 802.11ac-VHT80 at 5210MHz	Test Voltage	120V/60Hz

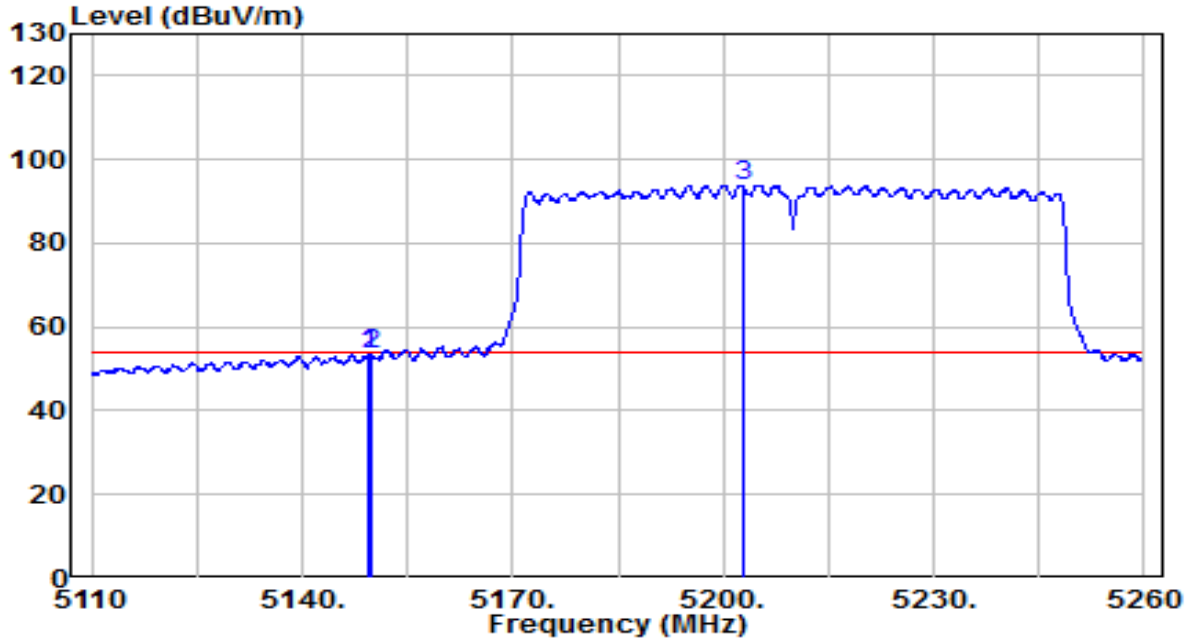

No		Frequency (MHz)	Reading (dBμV)	C.F (dB/m)	Measurement (dBμV/m)	Margin (dB)	Limit (dBμV/m)	Remark (QP/PK/AV)
1		5149.600	33.23	20.19	53.42	-0.58	54.00	Average
2		5149.975	33.03	20.19	53.23	-0.77	54.00	Average
3	*	5202.700	73.61	20.27	93.88	N/A	N/A	Average

Note:

1. " *", means this data is the worst emission level.

2. C.F (Correction Factor) = Antenna Factor (dB/m) + Cable Loss (dB) + 16dB Attenuation (dB) – Preamplifier(dB).

3. Measurement(dBμV/m) = Reading(dBμV) + C.F (Correction Factor).

EUT	ACCESS POINT	Date of Test	2022-08-23
Factor	BBHA 9120D (1GHz~18GHz)_2022	Temp. / Humidity	24.7°C/46.2%
Polarity	Vertical	Site / Test Engineer	Jay Chu
Test Mode	Transmit by 802.11ac-VHT80 at 5210MHz	Test Voltage	120V/60Hz

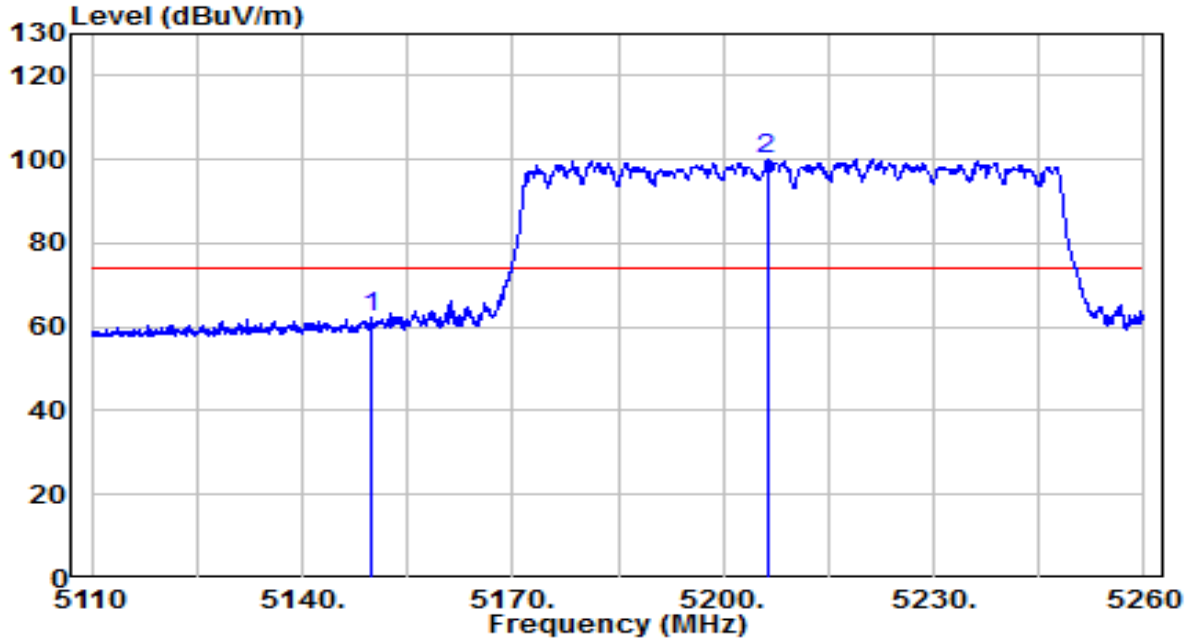

No		Frequency (MHz)	Reading (dBμV)	C.F (dB/m)	Measurement (dBμV/m)	Margin (dB)	Limit (dBμV/m)	Remark (QP/PK/AV)
1		5149.975	41.96	20.19	62.15	-11.85	74.00	Peak
2	*	5206.225	79.87	20.28	100.15	N/A	N/A	Peak

Note:

1. " *", means this data is the worst emission level.

2. C.F (Correction Factor) = Antenna Factor (dB/m) + Cable Loss (dB) + 16dB Attenuation (dB) – Preamplifier(dB).

3. Measurement(dBμV/m) = Reading(dBμV) + C.F (Correction Factor).

EUT	ACCESS POINT	Date of Test	2022-08-23
Factor	BBHA 9120D (1GHz~18GHz)_2022	Temp. / Humidity	24.7°C/46.2%
Polarity	Vertical	Site / Test Engineer	Jay Chu
Test Mode	Transmit by 802.11ac-VHT80 at 5210MHz	Test Voltage	120V/60Hz

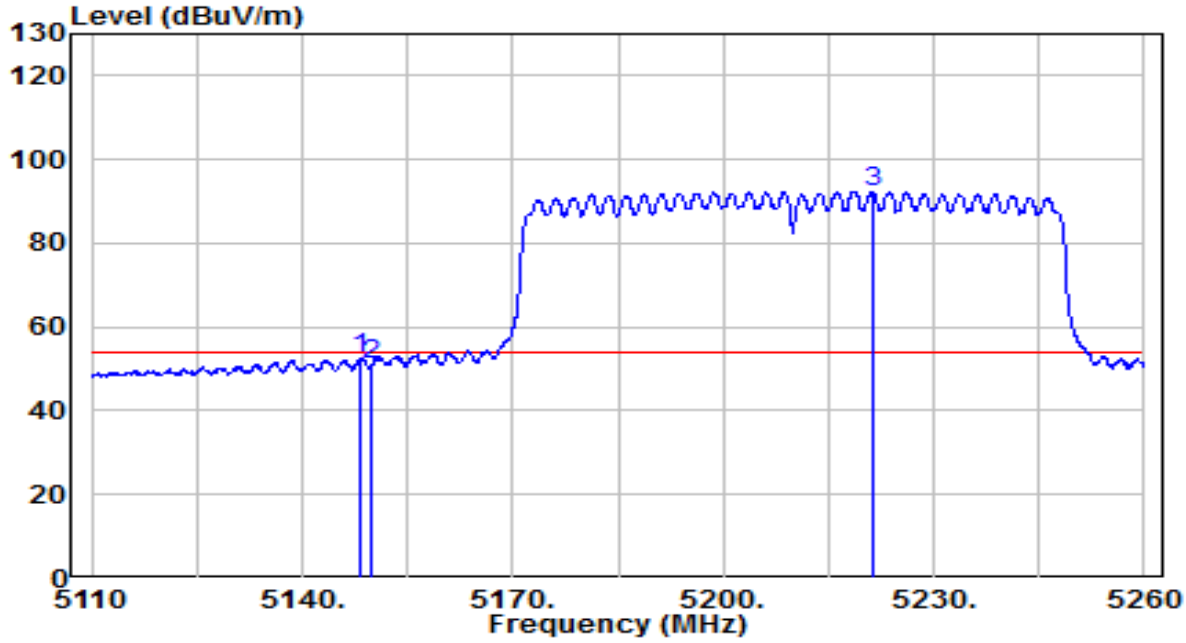

No		Frequency (MHz)	Reading (dBμV)	C.F (dB/m)	Measurement (dBμV/m)	Margin (dB)	Limit (dBμV/m)	Remark (QP/PK/AV)
1		5148.400	32.52	20.19	52.71	-1.29	54.00	Average
2		5150.000	30.67	20.19	50.86	-3.14	54.00	Average
3	*	5221.300	72.10	20.30	92.40	N/A	N/A	Average

Note:

1. " *", means this data is the worst emission level.

2. C.F (Correction Factor) = Antenna Factor (dB/m) + Cable Loss (dB) + 16dB Attenuation (dB) – Preamplifier(dB).

3. Measurement(dBμV/m) = Reading(dBμV) + C.F (Correction Factor).

EUT	ACCESS POINT	Date of Test	2022-08-23
Factor	BBHA 9120D (1GHz~18GHz)_2022	Temp. / Humidity	24.7°C/46.2%
Polarity	Horizontal	Site / Test Engineer	Jay Chu
Test Mode	Transmit by 802.11ac-VHT80 at 5290MHz	Test Voltage	120V/60Hz

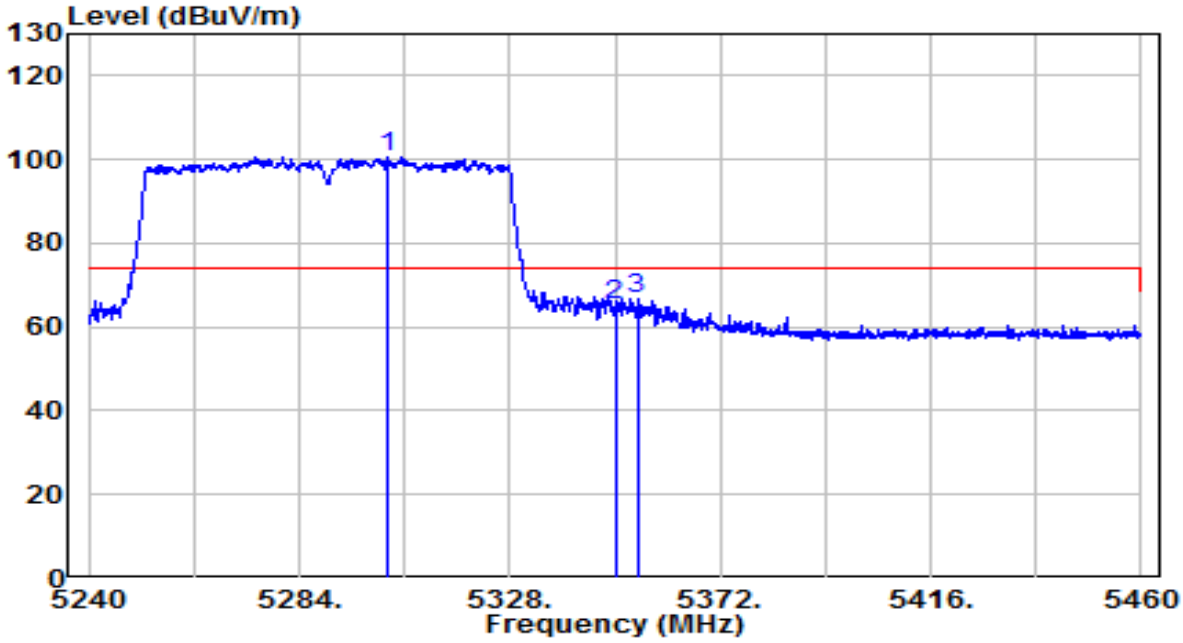

No		Frequency (MHz)	Reading (dBμV)	C.F (dB/m)	Measurement (dBμV/m)	Margin (dB)	Limit (dBμV/m)	Remark (QP/PK/AV)
1	*	5302.370	80.09	20.42	100.51	N/A	N/A	Peak
2		5350.000	44.78	20.49	65.27	-8.73	74.00	Peak
3		5354.620	46.12	20.49	66.62	-7.38	74.00	Peak

Note:

1. " *", means this data is the worst emission level.

2. C.F (Correction Factor) = Antenna Factor (dB/m) + Cable Loss (dB) + 16dB Attenuation (dB) – Preamplifier(dB).

3. Measurement(dBμV/m) = Reading(dBμV) + C.F (Correction Factor).

EUT	ACCESS POINT	Date of Test	2022-08-23
Factor	BBHA 9120D (1GHz~18GHz)_2022	Temp. / Humidity	24.7°C/46.2%
Polarity	Horizontal	Site / Test Engineer	Jay Chu
Test Mode	Transmit by 802.11ac-VHT80 at 5290MHz	Test Voltage	120V/60Hz

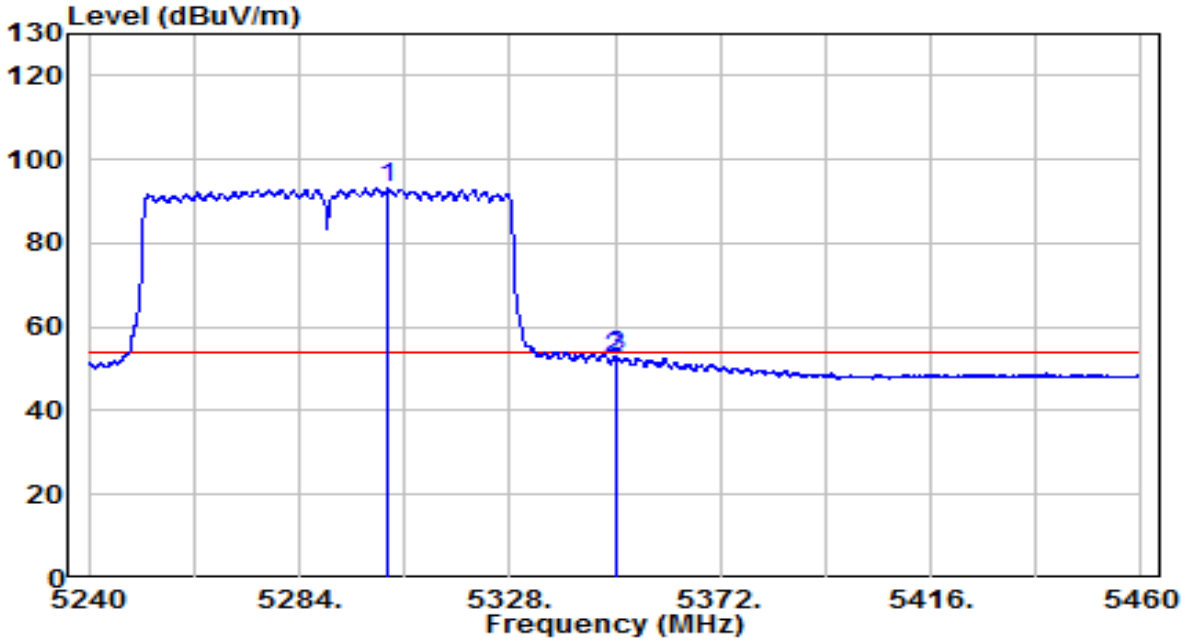

No		Frequency (MHz)	Reading (dBμV)	C.F (dB/m)	Measurement (dBμV/m)	Margin (dB)	Limit (dBμV/m)	Remark (QP/PK/AV)
1	*	5302.590	72.57	20.42	92.99	N/A	N/A	Average
2		5350.000	32.20	20.49	52.69	-1.31	54.00	Average
3		5350.440	32.66	20.49	53.15	-0.85	54.00	Average

Note:

1. " *", means this data is the worst emission level.

2. C.F (Correction Factor) = Antenna Factor (dB/m) + Cable Loss (dB) + 16dB Attenuation (dB) – Preamplifier(dB).

3. Measurement(dBμV/m) = Reading(dBμV) + C.F (Correction Factor).

EUT	ACCESS POINT	Date of Test	2022-08-23
Factor	BBHA 9120D (1GHz~18GHz)_2022	Temp. / Humidity	24.7°C/46.2%
Polarity	Vertical	Site / Test Engineer	Jay Chu
Test Mode	Transmit by 802.11ac-VHT80 at 5290MHz	Test Voltage	120V/60Hz

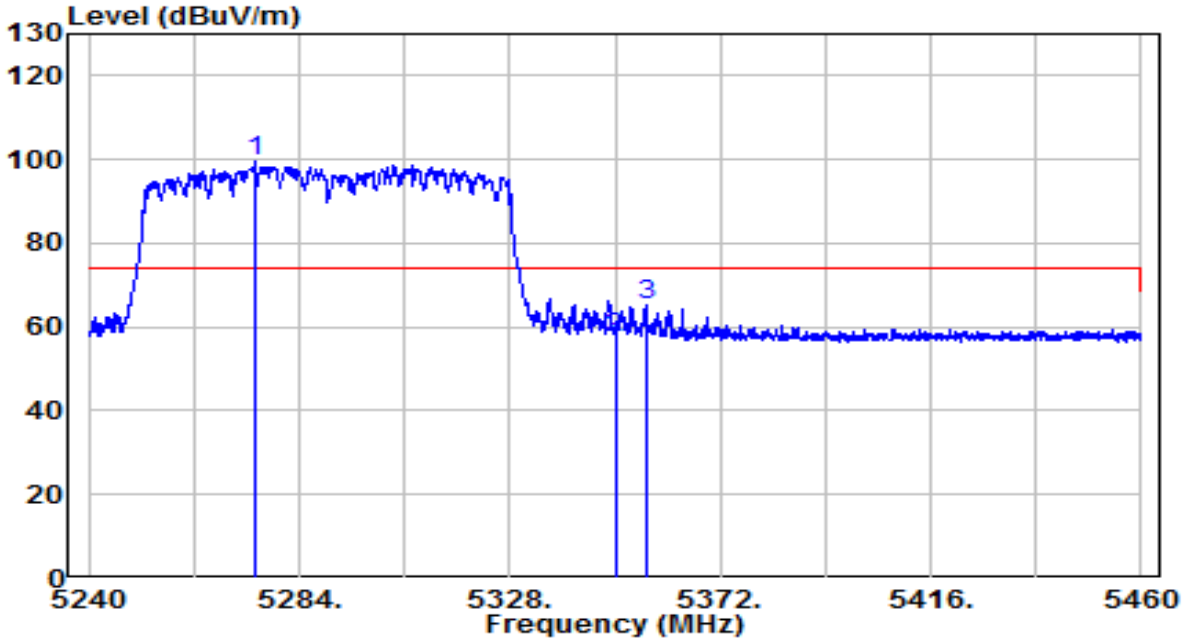

No		Frequency (MHz)	Reading (dBμV)	C.F (dB/m)	Measurement (dBμV/m)	Margin (dB)	Limit (dBμV/m)	Remark (QP/PK/AV)
1	*	5274.540	78.99	20.38	99.36	N/A	N/A	Peak
2		5350.000	37.03	20.49	57.52	-16.48	74.00	Peak
3		5356.380	44.95	20.50	65.45	-8.55	74.00	Peak

Note:

1. " *", means this data is the worst emission level.

2. C.F (Correction Factor) = Antenna Factor (dB/m) + Cable Loss (dB) + 16dB Attenuation (dB) – Preamplifier(dB).

3. Measurement(dBμV/m) = Reading(dBμV) + C.F (Correction Factor).

EUT	ACCESS POINT	Date of Test	2022-08-23
Factor	BBHA 9120D (1GHz~18GHz)_2022	Temp. / Humidity	24.7°C/46.2%
Polarity	Vertical	Site / Test Engineer	Jay Chu
Test Mode	Transmit by 802.11ac-VHT80 at 5290MHz	Test Voltage	120V/60Hz

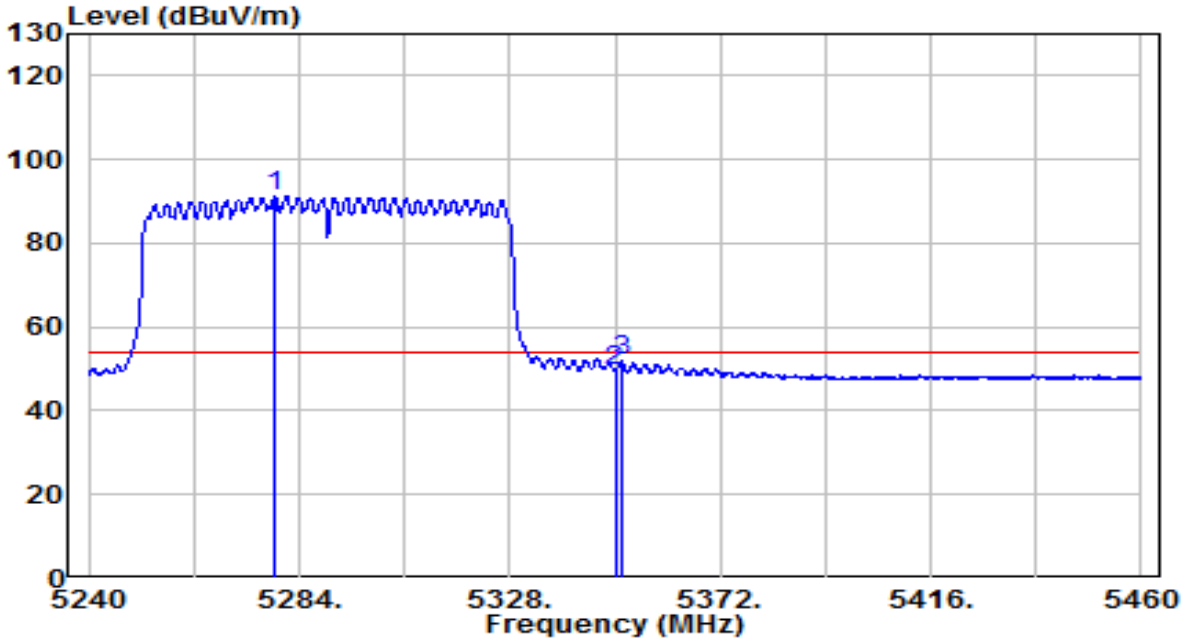

No		Frequency (MHz)	Reading (dBμV)	C.F (dB/m)	Measurement (dBμV/m)	Margin (dB)	Limit (dBμV/m)	Remark (QP/PK/AV)
1	*	5278.940	70.89	20.38	91.27	N/A	N/A	Average
2		5350.000	28.99	20.49	49.47	-4.53	54.00	Average
3		5351.430	31.52	20.49	52.01	-1.99	54.00	Average

Note:

1. " *", means this data is the worst emission level.

2. C.F (Correction Factor) = Antenna Factor (dB/m) + Cable Loss (dB) + 16dB Attenuation (dB) – Preamplifier(dB).

3. Measurement(dBμV/m) = Reading(dBμV) + C.F (Correction Factor).

EUT	ACCESS POINT	Date of Test	2013-10-14
Factor	BBHA 9120D (1GHz~18GHz)_2022	Temp. / Humidity	24.7°C/46.2%
Polarity	Horizontal	Site / Test Engineer	Jay Chu
Test Mode	Transmit by 802.11ac-VHT80 at 5530MHz	Test Voltage	120V/60Hz

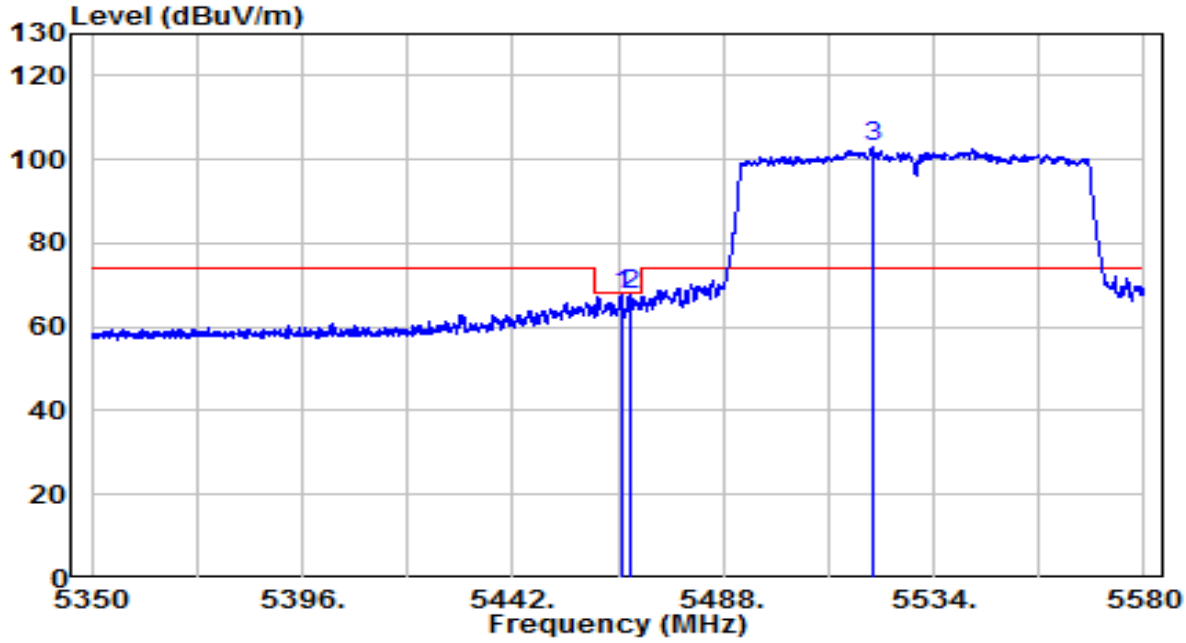

No		Frequency (MHz)	Reading (dBμV)	C.F (dB/m)	Measurement (dBμV/m)	Margin (dB)	Limit (dBμV/m)	Remark (QP/PK/AV)
1		5465.805	47.12	20.66	67.78	-0.42	68.20	Peak
2		5467.760	47.25	20.66	67.91	-0.29	68.20	Peak
3	*	5520.660	82.01	20.78	102.79	N/A	N/A	Peak

Note:

1. " *", means this data is the worst emission level.

2. C.F (Correction Factor) = Antenna Factor (dB/m) + Cable Loss (dB) + 16dB Attenuation (dB) – Preamplifier(dB).

3. Measurement(dBμV/m) = Reading(dBμV) + C.F (Correction Factor).

EUT	ACCESS POINT	Date of Test	2022-08-23
Factor	BBHA 9120D (1GHz~18GHz)_2022	Temp. / Humidity	24.7°C/46.2%
Polarity	Horizontal	Site / Test Engineer	Jay Chu
Test Mode	Transmit by 802.11ac-VHT80 at 5530MHz	Test Voltage	120V/60Hz

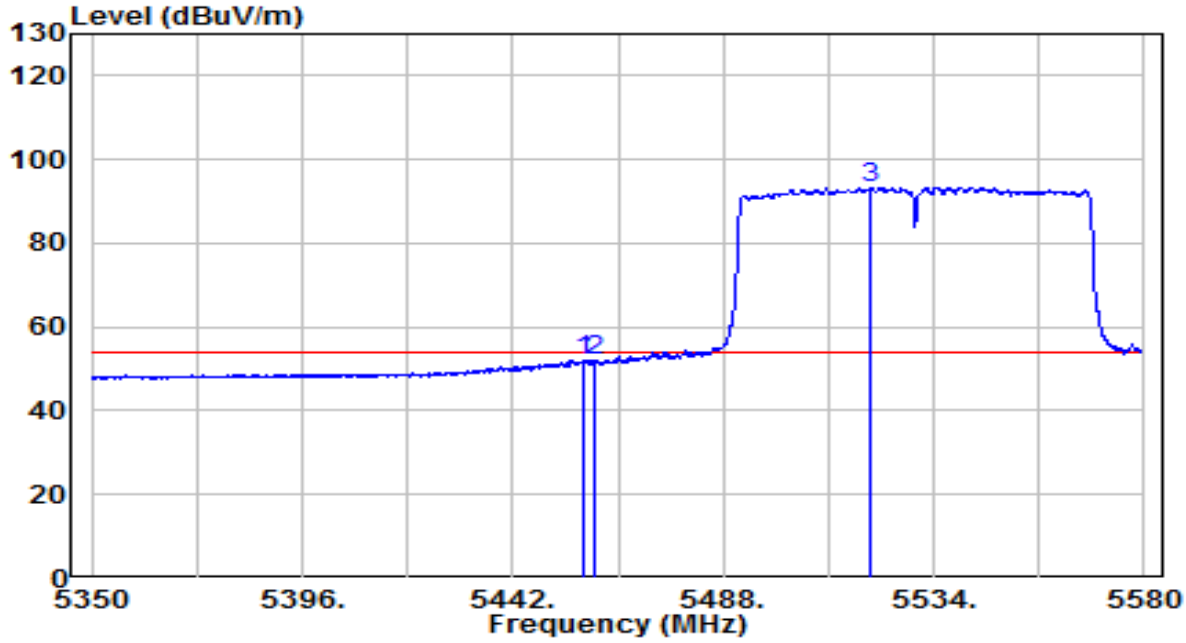

No		Frequency (MHz)	Reading (dBμV)	C.F (dB/m)	Measurement (dBμV/m)	Margin (dB)	Limit (dBμV/m)	Remark (QP/PK/AV)
1		5457.410	31.42	20.65	52.06	-1.94	54.00	Average
2		5460.000	31.23	20.65	51.88	-2.12	54.00	Average
3	*	5520.430	72.62	20.78	93.40	N/A	N/A	Average

Note:

1. " *", means this data is the worst emission level.

2. C.F (Correction Factor) = Antenna Factor (dB/m) + Cable Loss (dB) + 16dB Attenuation (dB) – Preamplifier(dB).

3. Measurement(dBμV/m) = Reading(dBμV) + C.F (Correction Factor).

EUT	ACCESS POINT	Date of Test	2022-08-23
Factor	BBHA 9120D (1GHz~18GHz)_2022	Temp. / Humidity	24.7°C/46.2%
Polarity	Vertical	Site / Test Engineer	Jay Chu
Test Mode	Transmit by 802.11ac-VHT80 at 5530MHz	Test Voltage	120V/60Hz

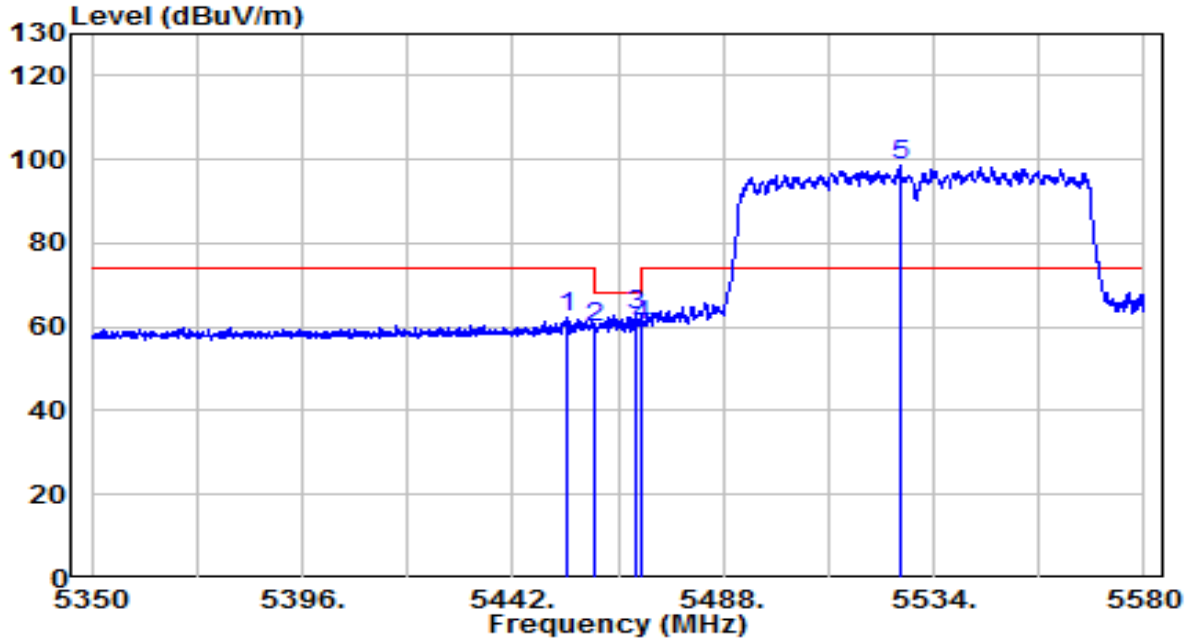

No		Frequency (MHz)	Reading (dBμV)	C.F (dB/m)	Measurement (dBμV/m)	Margin (dB)	Limit (dBμV/m)	Remark (QP/PK/AV)
1		5454.075	41.48	20.64	62.12	-11.88	74.00	Peak
2		5460.000	39.42	20.65	60.07	-8.13	68.20	Peak
3		5468.680	42.18	20.66	62.84	-5.36	68.20	Peak
4		5470.000	39.65	20.67	60.31	-7.89	68.20	Peak
5	*	5526.755	77.87	20.80	98.67	N/A	N/A	Peak

Note:

1. " *", means this data is the worst emission level.

2. C.F (Correction Factor) = Antenna Factor (dB/m) + Cable Loss (dB) + 16dB Attenuation (dB) – Preamplifier(dB).

3. Measurement(dBμV/m) = Reading(dBμV) + C.F (Correction Factor).

EUT	ACCESS POINT	Date of Test	2022-08-23
Factor	BBHA 9120D (1GHz~18GHz)_2022	Temp. / Humidity	24.7°C/46.2%
Polarity	Vertical	Site / Test Engineer	Jay Chu
Test Mode	Transmit by 802.11ac-VHT80 at 5530MHz	Test Voltage	120V/60Hz

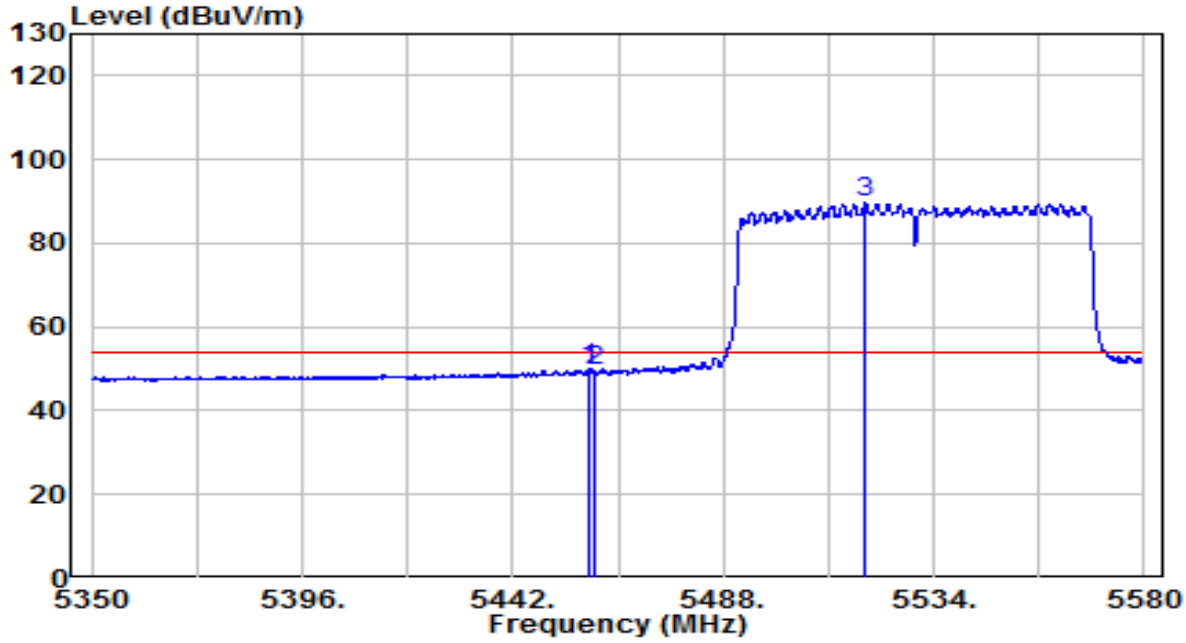

No		Frequency (MHz)	Reading (dBμV)	C.F (dB/m)	Measurement (dBμV/m)	Margin (dB)	Limit (dBμV/m)	Remark (QP/PK/AV)
1		5458.790	29.59	20.65	50.24	-3.76	54.00	Average
2		5460.000	28.69	20.65	49.34	-4.66	54.00	Average
3	*	5519.165	68.78	20.78	89.56	N/A	N/A	Average

Note:

1. " *", means this data is the worst emission level.

2. C.F (Correction Factor) = Antenna Factor (dB/m) + Cable Loss (dB) + 16dB Attenuation (dB) – Preamplifier(dB).

3. Measurement(dBμV/m) = Reading(dBμV) + C.F (Correction Factor).

EUT	ACCESS POINT	Date of Test	2022-08-23
Factor	BBHA 9120D (1GHz~18GHz)_2022	Temp. / Humidity	24.7°C/46.2%
Polarity	Horizontal	Site / Test Engineer	Jay Chu
Test Mode	Transmit by 802.11ac-VHT80 at 5610MHz	Test Voltage	120V/60Hz

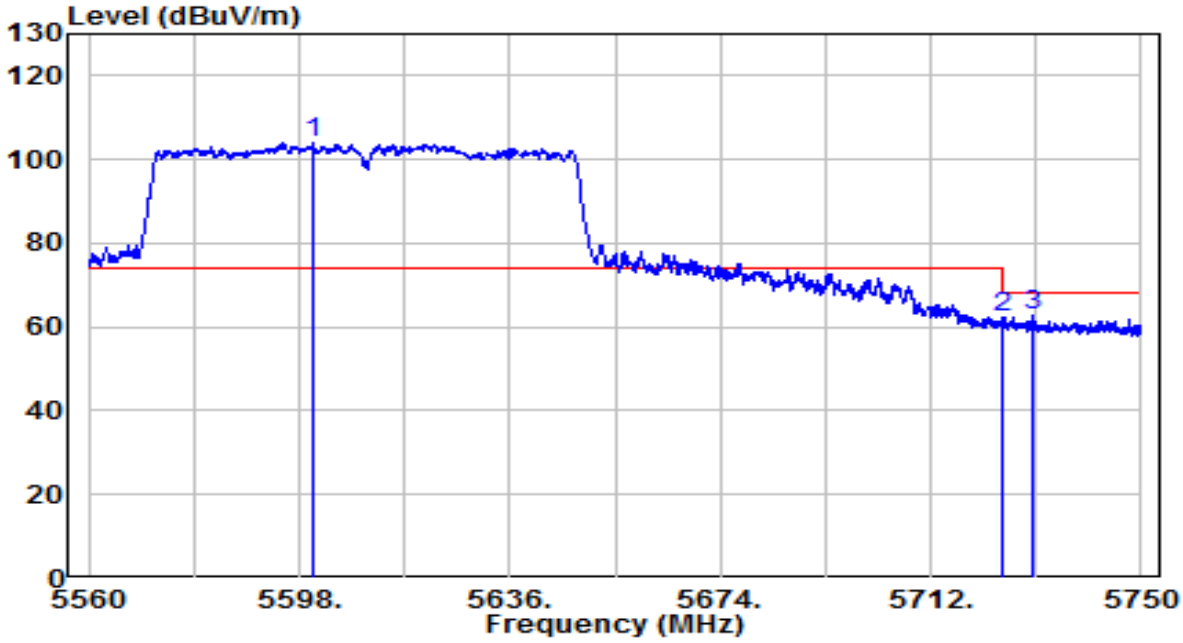

No		Frequency (MHz)	Reading (dBμV)	C.F (dB/m)	Measurement (dBμV/m)	Margin (dB)	Limit (dBμV/m)	Remark (QP/PK/AV)
1	*	5600.565	82.87	21.05	103.92	N/A	N/A	Peak
2		5725.000	40.74	21.48	62.22	-5.98	68.20	Peak
3		5730.240	41.11	21.50	62.61	-5.59	68.20	Peak

Note:

1. " *", means this data is the worst emission level.

2. C.F (Correction Factor) = Antenna Factor (dB/m) + Cable Loss (dB) + 16dB Attenuation (dB) – Preamplifier(dB).

3. Measurement(dBμV/m) = Reading(dBμV) + C.F (Correction Factor).

EUT	ACCESS POINT	Date of Test	2022-08-23
Factor	BBHA 9120D (1GHz~18GHz)_2022	Temp. / Humidity	24.7°C/46.2%
Polarity	Vertical	Site / Test Engineer	Jay Chu
Test Mode	Transmit by 802.11ac-VHT80 at 5610MHz	Test Voltage	120V/60Hz

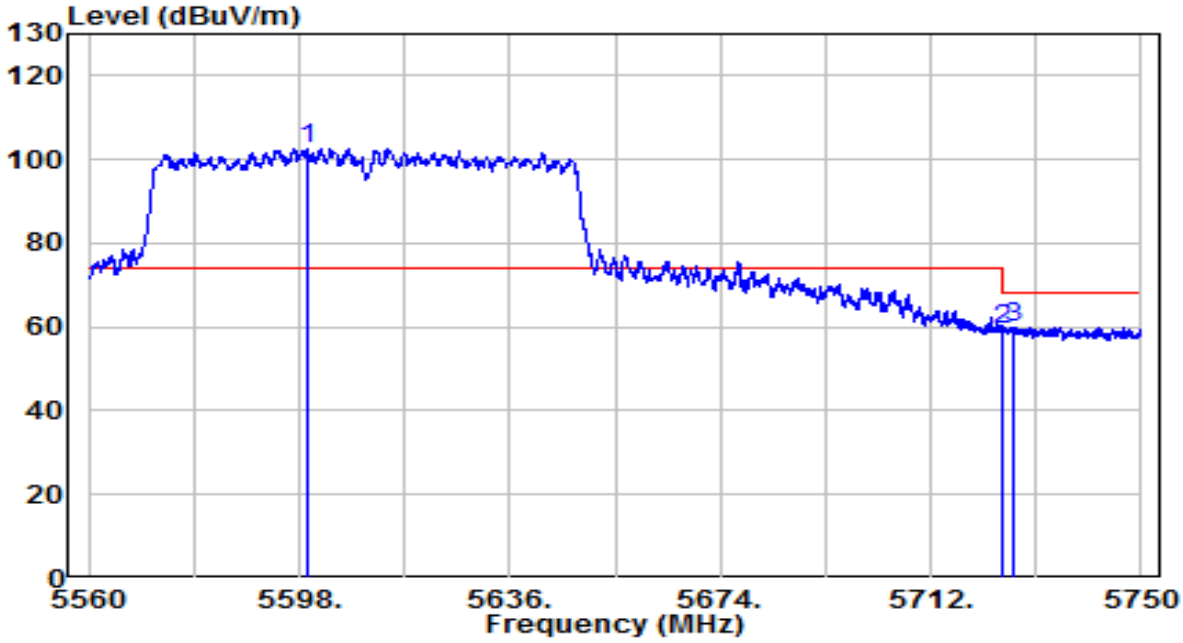

No		Frequency (MHz)	Reading (dBμV)	C.F (dB/m)	Measurement (dBμV/m)	Margin (dB)	Limit (dBμV/m)	Remark (QP/PK/AV)
1	*	5599.425	81.66	21.05	102.71	N/A	N/A	Peak
2		5725.015	37.68	21.48	59.16	-9.04	68.20	Peak
3		5726.725	38.51	21.49	59.99	-8.21	68.20	Peak

Note:

1. " *", means this data is the worst emission level.

2. C.F (Correction Factor) = Antenna Factor (dB/m) + Cable Loss (dB) + 16dB Attenuation (dB) – Preamplifier(dB).

3. Measurement(dBμV/m) = Reading(dBμV) + C.F (Correction Factor).

EUT	ACCESS POINT	Date of Test	2022-08-23
Factor	BBHA 9120D (1GHz~18GHz)_2022	Temp. / Humidity	24.7°C/46.2%
Polarity	Horizontal	Site / Test Engineer	Jay Chu
Test Mode	Transmit by 802.11ac-VHT80 at 5775MHz	Test Voltage	120V/60Hz

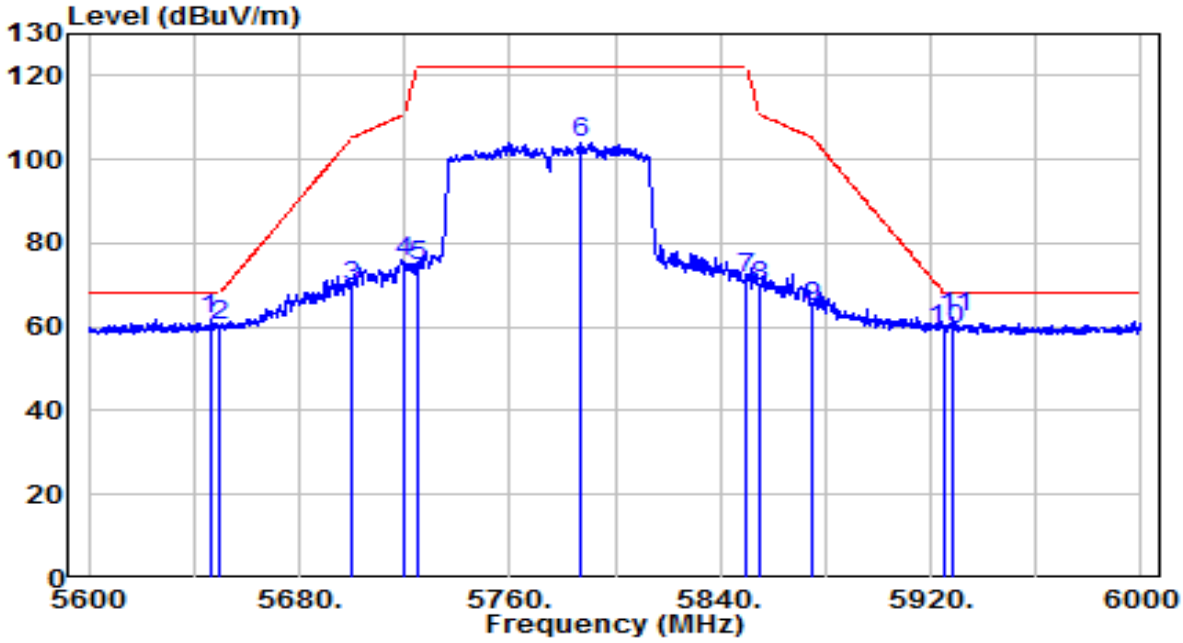

No		Frequency (MHz)	Reading (dBμV)	C.F (dB/m)	Measurement (dBμV/m)	Margin (dB)	Limit (dBμV/m)	Remark (QP/PK/AV)
1		5646.000	40.73	21.21	61.94	-6.26	68.20	Peak
2		5650.000	38.99	21.22	60.21	-7.99	68.20	Peak
3		5700.000	48.34	21.39	69.74	-35.46	105.20	Peak
4		5720.000	53.92	21.46	75.38	-35.42	110.80	Peak
5		5725.000	53.03	21.48	74.51	-47.69	122.20	Peak
6		5787.400	82.28	21.69	103.97	N/A	N/A	Peak
7		5850.000	49.52	21.91	71.42	-50.78	122.20	Peak
8		5855.000	47.96	21.92	69.89	-40.91	110.80	Peak
9		5875.000	42.69	21.99	64.68	-40.52	105.20	Peak
10		5925.000	37.10	22.16	59.27	-8.93	68.20	Peak
11	*	5928.600	40.05	22.18	62.22	-5.98	68.20	Peak

Note:

1. " *", means this data is the worst emission level.

2. C.F (Correction Factor) = Antenna Factor (dB/m) + Cable Loss (dB) + 16dB Attenuation (dB) – Preamplifier(dB).

3. Measurement(dBμV/m) = Reading(dBμV) + C.F (Correction Factor).

EUT	ACCESS POINT	Date of Test	2022-08-23
Factor	BBHA 9120D (1GHz~18GHz)_2022	Temp. / Humidity	24.7°C/46.2%
Polarity	Vertical	Site / Test Engineer	Jay Chu
Test Mode	Transmit by 802.11ac-VHT80 at 5775MHz	Test Voltage	120V/60Hz

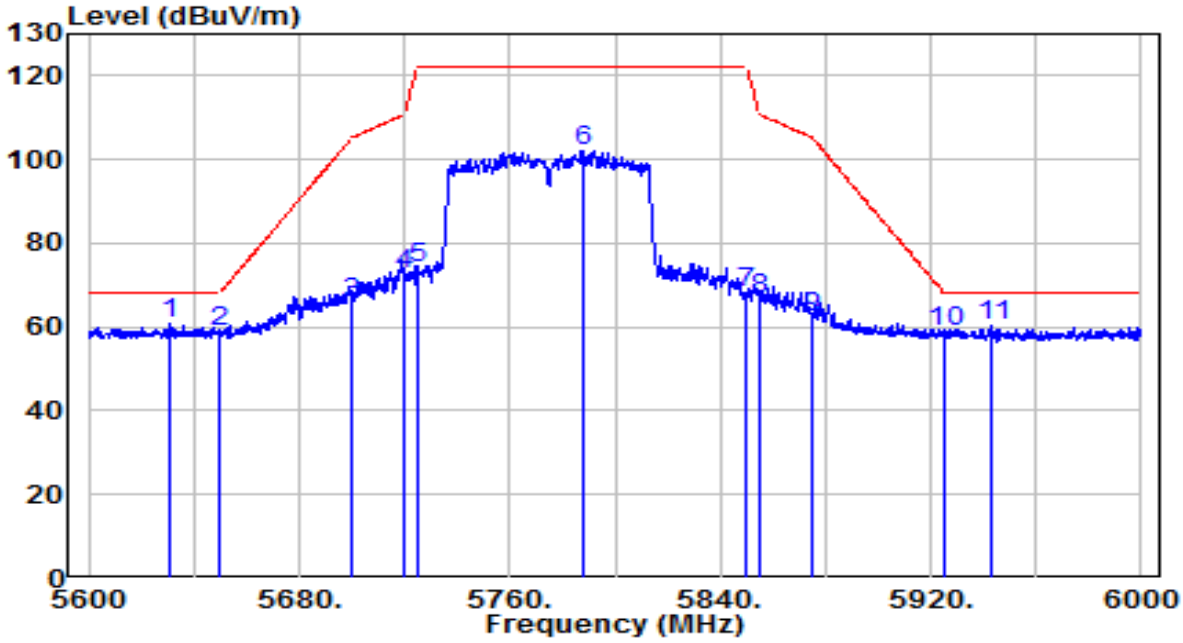

No		Frequency (MHz)	Reading (dBμV)	C.F (dB/m)	Measurement (dBμV/m)	Margin (dB)	Limit (dBμV/m)	Remark (QP/PK/AV)
1	*	5631.000	39.79	21.16	60.94	-7.26	68.20	Peak
2		5650.000	37.50	21.22	58.73	-9.47	68.20	Peak
3		5700.000	44.46	21.39	65.85	-39.35	105.20	Peak
4		5720.000	51.31	21.46	72.77	-38.03	110.80	Peak
5		5725.000	52.59	21.48	74.07	-48.13	122.20	Peak
6		5787.600	80.51	21.69	102.21	N/A	N/A	Peak
7		5850.000	46.25	21.91	68.16	-54.04	122.20	Peak
8		5855.000	45.01	21.92	66.93	-43.87	110.80	Peak
9		5875.000	40.34	21.99	62.33	-42.87	105.20	Peak
10		5925.000	36.68	22.16	58.85	-9.35	68.20	Peak
11		5943.400	38.26	22.23	60.49	-7.71	68.20	Peak

Note:

1. " *", means this data is the worst emission level.

2. C.F (Correction Factor) = Antenna Factor (dB/m) + Cable Loss (dB) + 16dB Attenuation (dB) – Preamplifier(dB).

3. Measurement(dBμV/m) = Reading(dBμV) + C.F (Correction Factor).

EUT	ACCESS POINT	Date of Test	2022-08-23
Factor	BBHA 9120D (1GHz~18GHz)_2022	Temp. / Humidity	24.7°C/46.2%
Polarity	Horizontal	Site / Test Engineer	Jay Chu
Test Mode	Transmit by 802.11ax-HE20 at 5180MHz	Test Voltage	120V/60Hz

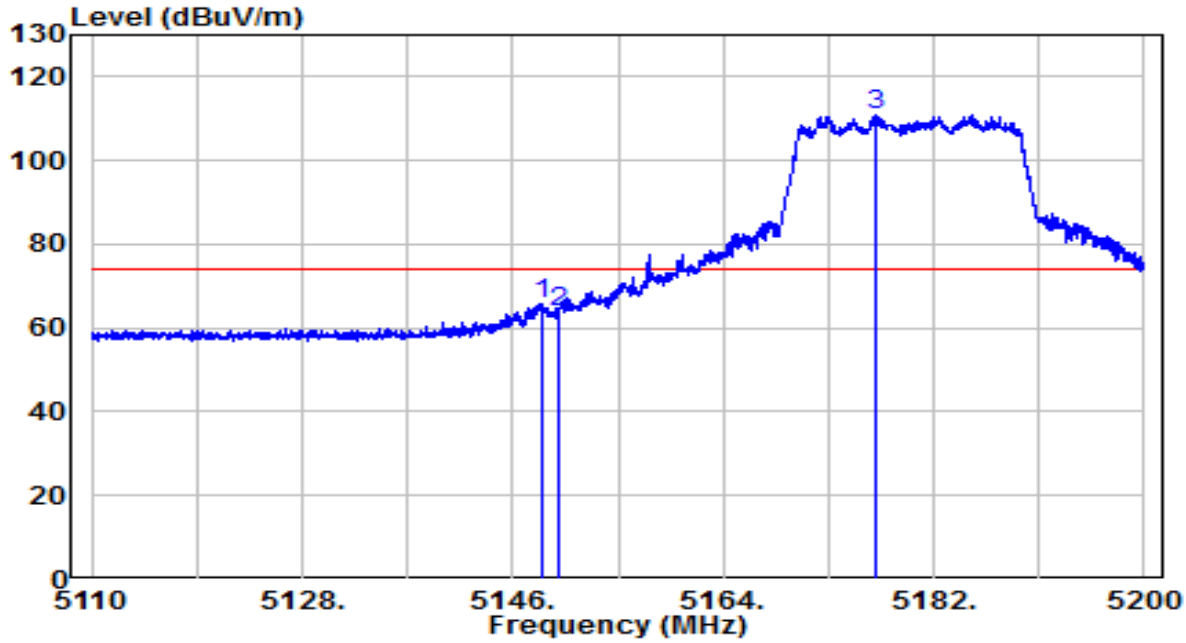

No		Frequency (MHz)	Reading (dBμV)	C.F (dB/m)	Measurement (dBμV/m)	Margin (dB)	Limit (dBμV/m)	Remark (QP/PK/AV)
1		5148.520	45.56	20.19	65.75	-8.25	74.00	Peak
2		5150.005	43.57	20.19	63.76	-10.24	74.00	Peak
3	*	5177.095	90.74	20.23	110.97	N/A	N/A	Peak

Note:

1. " *", means this data is the worst emission level.

2. C.F (Correction Factor) = Antenna Factor (dB/m) + Cable Loss (dB) + 16dB Attenuation (dB) – Preamplifier(dB).

3. Measurement(dBμV/m) = Reading(dBμV) + C.F (Correction Factor).

EUT	ACCESS POINT	Date of Test	2022-08-23
Factor	BBHA 9120D (1GHz~18GHz)_2022	Temp. / Humidity	24.7°C/46.2%
Polarity	Horizontal	Site / Test Engineer	Jay Chu
Test Mode	Transmit by 802.11ax-HE20 at 5180MHz	Test Voltage	120V/60Hz

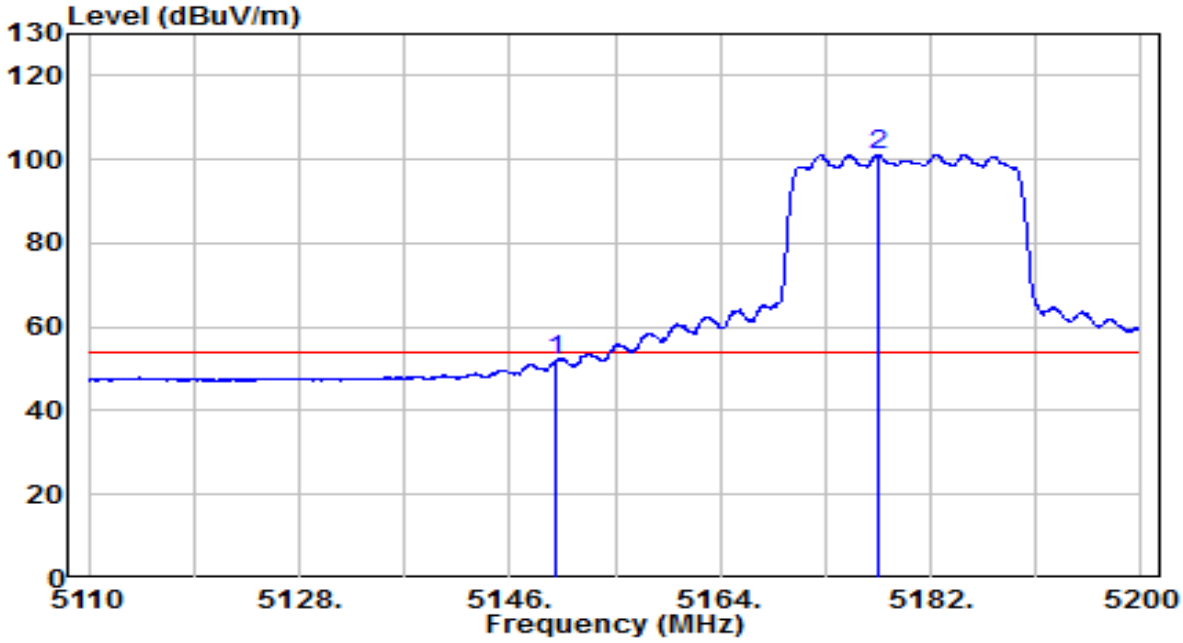

No		Frequency (MHz)	Reading (dBμV)	C.F (dB/m)	Measurement (dBμV/m)	Margin (dB)	Limit (dBμV/m)	Remark (QP/PK/AV)
1		5150.005	31.74	20.19	51.93	-2.07	54.00	Average
2	*	5177.410	80.93	20.23	101.17	N/A	N/A	Average

Note:

1. " *", means this data is the worst emission level.

2. C.F (Correction Factor) = Antenna Factor (dB/m) + Cable Loss (dB) + 16dB Attenuation (dB) – Preamplifier(dB).

3. Measurement(dBμV/m) = Reading(dBμV) + C.F (Correction Factor).

EUT	ACCESS POINT	Date of Test	2022-08-23
Factor	BBHA 9120D (1GHz~18GHz)_2022	Temp. / Humidity	24.7°C/46.2%
Polarity	Vertical	Site / Test Engineer	Jay Chu
Test Mode	Transmit by 802.11ax-HE20 at 5180MHz	Test Voltage	120V/60Hz

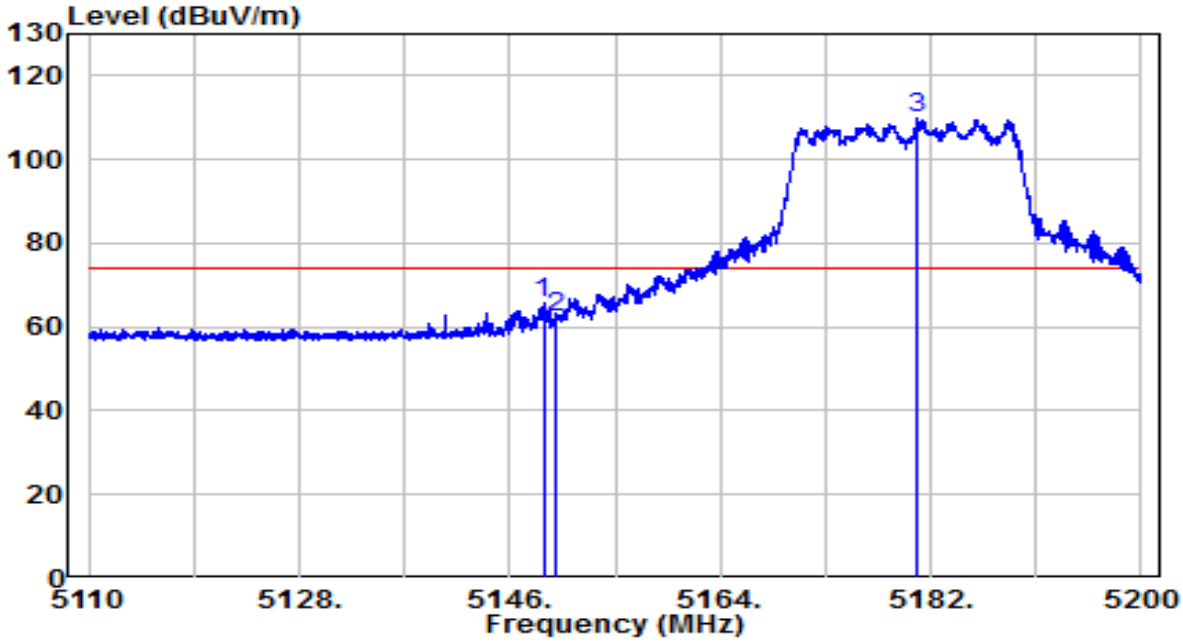

No		Frequency (MHz)	Reading (dBμV)	C.F (dB/m)	Measurement (dBμV/m)	Margin (dB)	Limit (dBμV/m)	Remark (QP/PK/AV)
1		5148.880	45.64	20.19	65.83	-8.17	74.00	Peak
2		5150.005	42.24	20.19	62.43	-11.57	74.00	Peak
3	*	5180.920	89.44	20.24	109.68	N/A	N/A	Peak

Note:

1. " *", means this data is the worst emission level.

2. C.F (Correction Factor) = Antenna Factor (dB/m) + Cable Loss (dB) + 16dB Attenuation (dB) – Preamplifier(dB).

3. Measurement(dBμV/m) = Reading(dBμV) + C.F (Correction Factor).

EUT	ACCESS POINT	Date of Test	2022-08-23
Factor	BBHA 9120D (1GHz~18GHz)_2022	Temp. / Humidity	24.7°C/46.2%
Polarity	Vertical	Site / Test Engineer	Jay Chu
Test Mode	Transmit by 802.11ax-HE20 at 5180MHz	Test Voltage	120V/60Hz

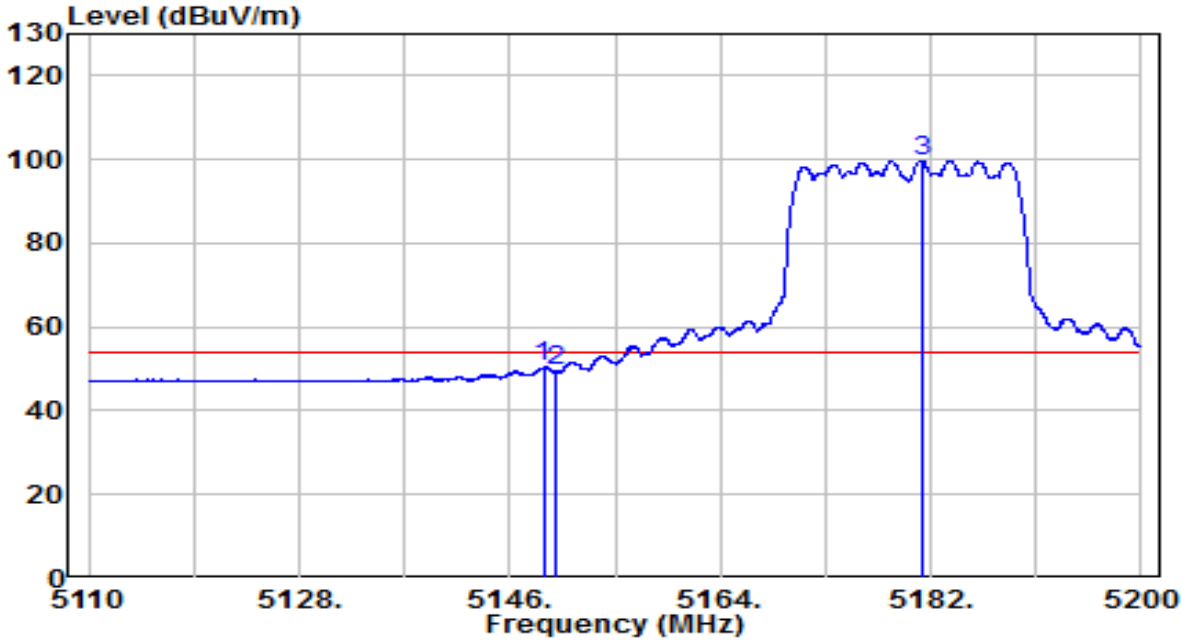

No		Frequency (MHz)	Reading (dBμV)	C.F (dB/m)	Measurement (dBμV/m)	Margin (dB)	Limit (dBμV/m)	Remark (QP/PK/AV)
1		5148.880	30.20	20.19	50.39	-3.61	54.00	Average
2		5150.000	29.21	20.19	49.40	-4.60	54.00	Average
3	*	5181.235	79.44	20.24	99.68	N/A	N/A	Average

Note:

1. " *", means this data is the worst emission level.

2. C.F (Correction Factor) = Antenna Factor (dB/m) + Cable Loss (dB) + 16dB Attenuation (dB) – Preamplifier(dB).

3. Measurement(dBμV/m) = Reading(dBμV) + C.F (Correction Factor).

EUT	ACCESS POINT	Date of Test	2022-08-23
Factor	BBHA 9120D (1GHz~18GHz)_2022	Temp. / Humidity	24.7°C/46.2%
Polarity	Horizontal	Site / Test Engineer	Jay Chu
Test Mode	Transmit by 802.11ax-HE20 at 5320MHz	Test Voltage	120V/60Hz

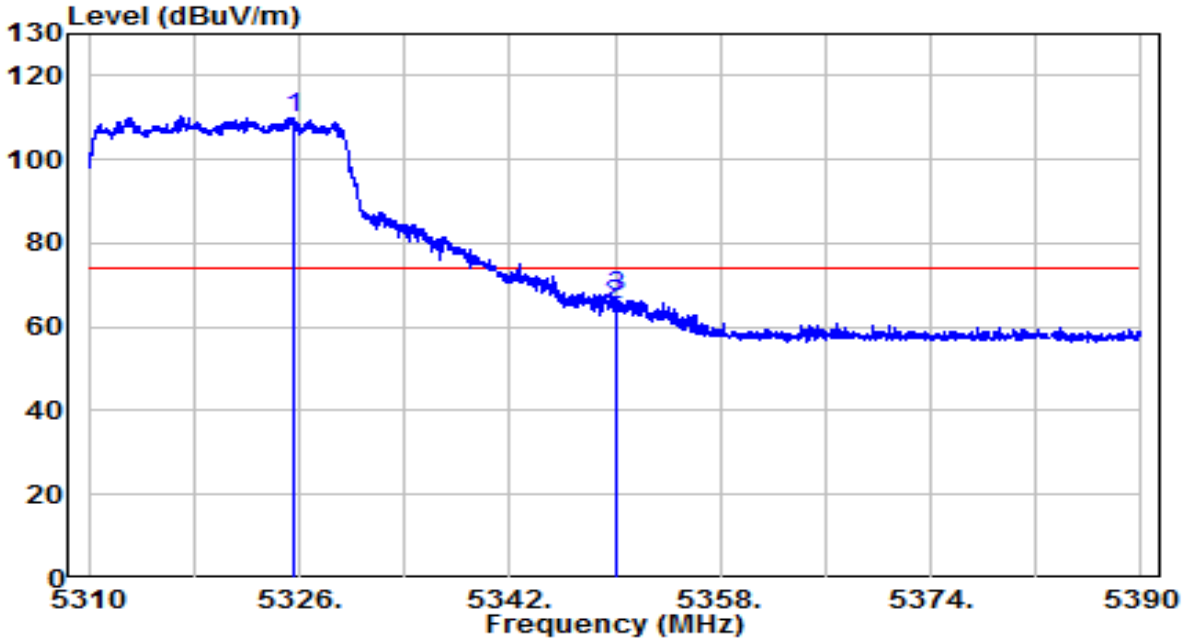

No		Frequency (MHz)	Reading (dBμV)	C.F (dB/m)	Measurement (dBμV/m)	Margin (dB)	Limit (dBμV/m)	Remark (QP/PK/AV)
1	*	5325.520	89.68	20.45	110.13	N/A	N/A	Peak
2		5350.000	44.89	20.49	65.38	-8.62	74.00	Peak
3		5350.200	46.62	20.49	67.11	-6.89	74.00	Peak

Note:

1. " *", means this data is the worst emission level.

2. C.F (Correction Factor) = Antenna Factor (dB/m) + Cable Loss (dB) + 16dB Attenuation (dB) – Preamplifier(dB).

3. Measurement(dBμV/m) = Reading(dBμV) + C.F (Correction Factor).

EUT	ACCESS POINT	Date of Test	2022-08-23
Factor	BBHA 9120D (1GHz~18GHz)_2022	Temp. / Humidity	24.7°C/46.2%
Polarity	Horizontal	Site / Test Engineer	Jay Chu
Test Mode	Transmit by 802.11ax-HE20 at 5320MHz	Test Voltage	120V/60Hz

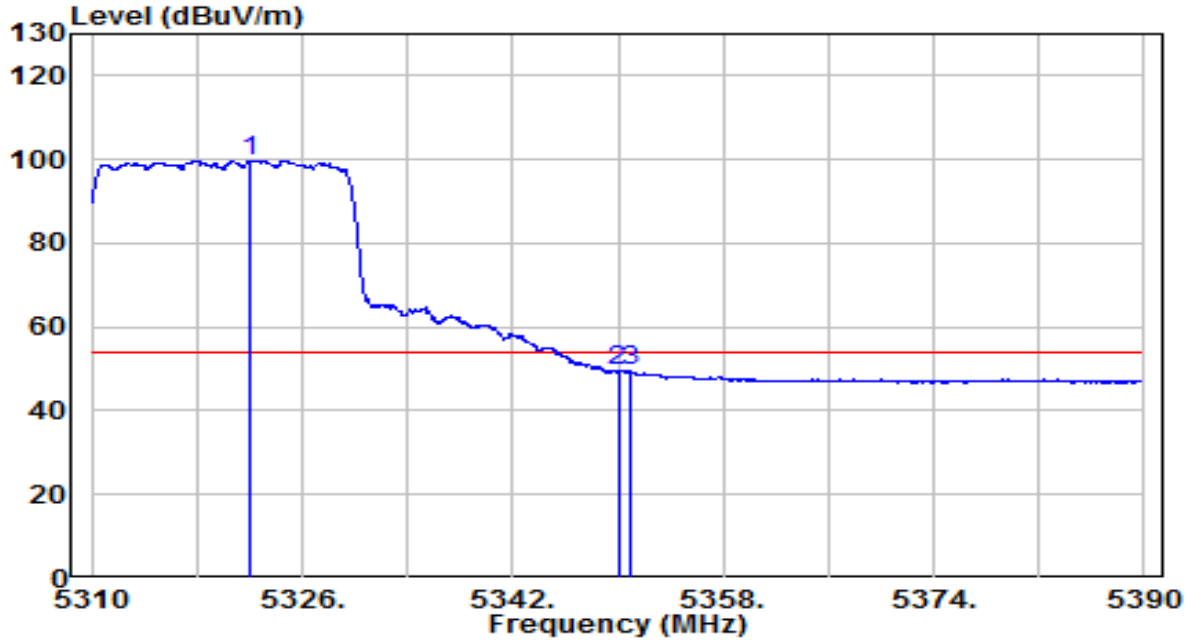

No		Frequency (MHz)	Reading (dBμV)	C.F (dB/m)	Measurement (dBμV/m)	Margin (dB)	Limit (dBμV/m)	Remark (QP/PK/AV)
1	*	5322.120	79.35	20.45	99.79	N/A	N/A	Average
2		5350.000	28.86	20.49	49.35	-4.65	54.00	Average
3		5350.880	29.28	20.49	49.77	-4.23	54.00	Average

Note:

1. " *", means this data is the worst emission level.

2. C.F (Correction Factor) = Antenna Factor (dB/m) + Cable Loss (dB) + 16dB Attenuation (dB) – Preamplifier(dB).

3. Measurement(dBμV/m) = Reading(dBμV) + C.F (Correction Factor).

EUT	ACCESS POINT	Date of Test	2022-08-23
Factor	BBHA 9120D (1GHz~18GHz)_2022	Temp. / Humidity	24.7°C/46.2%
Polarity	Vertical	Site / Test Engineer	Jay Chu
Test Mode	Transmit by 802.11ax-HE20 at 5320MHz	Test Voltage	120V/60Hz

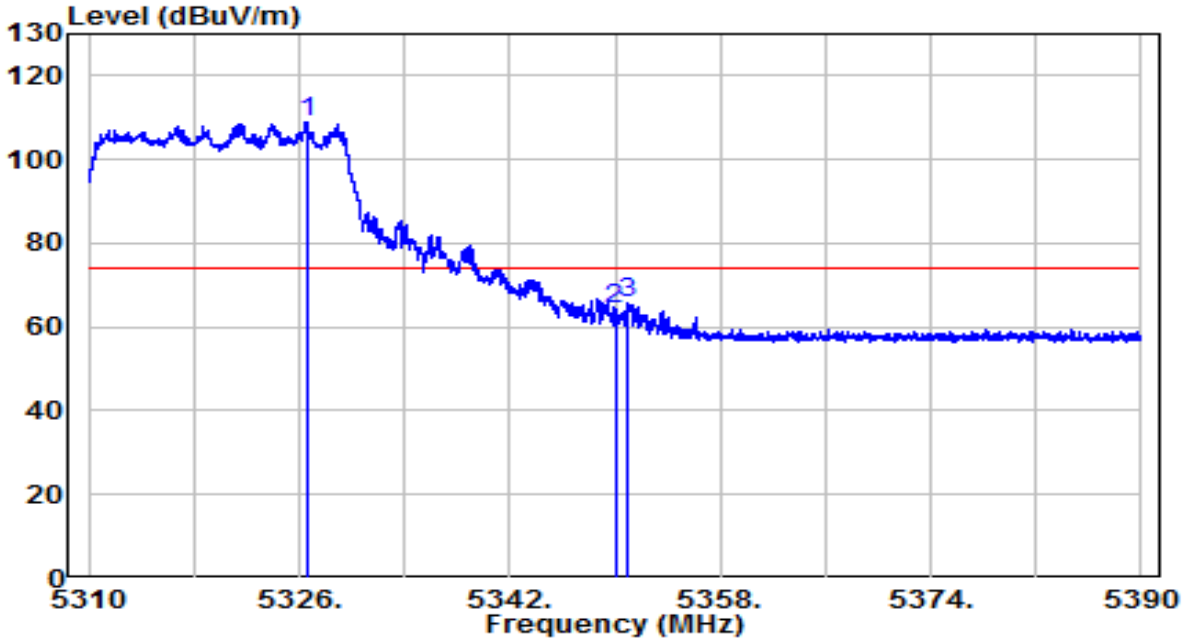

No		Frequency (MHz)	Reading (dBμV)	C.F (dB/m)	Measurement (dBμV/m)	Margin (dB)	Limit (dBμV/m)	Remark (QP/PK/AV)
1	*	5326.560	88.42	20.45	108.88	N/A	N/A	Peak
2		5350.000	43.89	20.49	64.38	-9.62	74.00	Peak
3		5350.960	45.34	20.49	65.83	-8.17	74.00	Peak

Note:

1. " *", means this data is the worst emission level.

2. C.F (Correction Factor) = Antenna Factor (dB/m) + Cable Loss (dB) + 16dB Attenuation (dB) – Preamplifier(dB).

3. Measurement(dBμV/m) = Reading(dBμV) + C.F (Correction Factor).

EUT	ACCESS POINT	Date of Test	2022-08-23
Factor	BBHA 9120D (1GHz~18GHz)_2022	Temp. / Humidity	24.7°C/46.2%
Polarity	Vertical	Site / Test Engineer	Jay Chu
Test Mode	Transmit by 802.11ax-HE20 at 5320MHz	Test Voltage	120V/60Hz

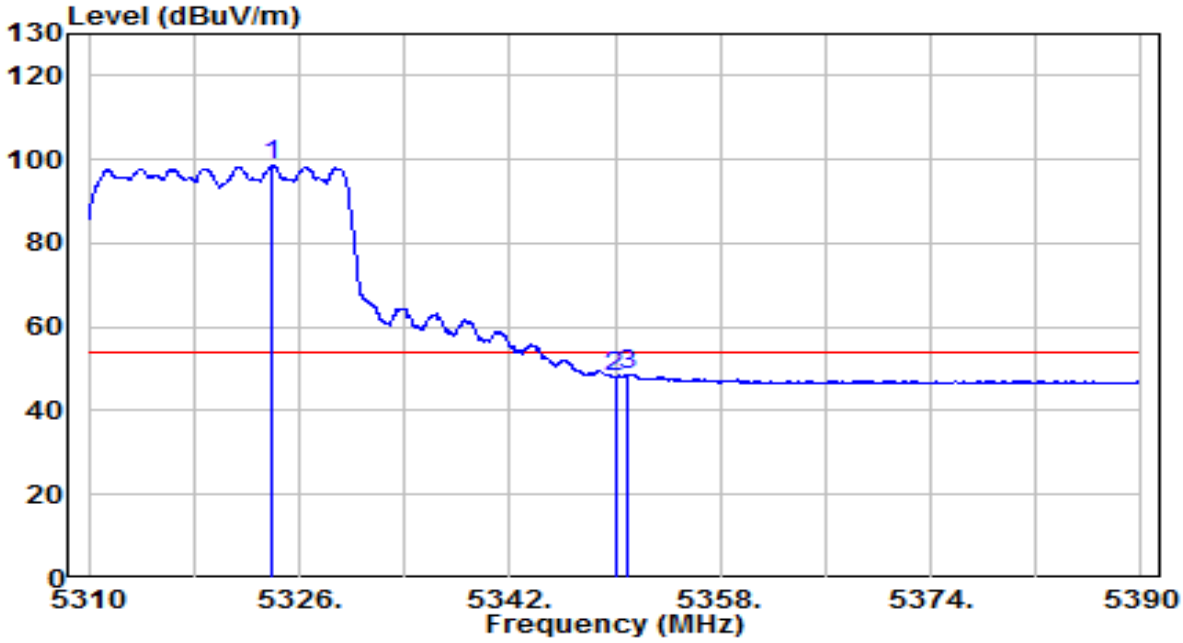

No		Frequency (MHz)	Reading (dBμV)	C.F (dB/m)	Measurement (dBμV/m)	Margin (dB)	Limit (dBμV/m)	Remark (QP/PK/AV)
1	*	5324.000	77.99	20.45	98.43	N/A	N/A	Average
2		5350.000	27.46	20.49	47.95	-6.05	54.00	Average
3		5351.040	28.22	20.49	48.71	-5.29	54.00	Average

Note:

1. " *", means this data is the worst emission level.

2. C.F (Correction Factor) = Antenna Factor (dB/m) + Cable Loss (dB) + 16dB Attenuation (dB) – Preamplifier(dB).

3. Measurement(dBμV/m) = Reading(dBμV) + C.F (Correction Factor).

EUT	ACCESS POINT	Date of Test	2022-08-23
Factor	BBHA 9120D (1GHz~18GHz)_2022	Temp. / Humidity	24.7°C/46.2%
Polarity	Horizontal	Site / Test Engineer	Jay Chu
Test Mode	Transmit by 802.11ax-HE20 at 5500MHz	Test Voltage	120V/60Hz

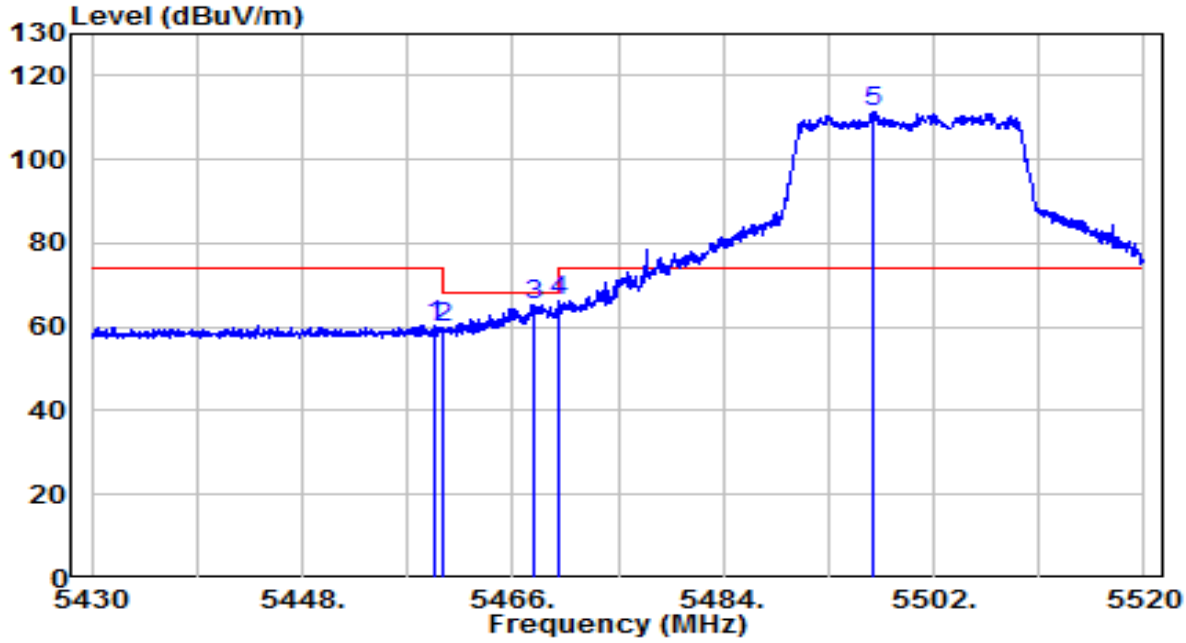

No		Frequency (MHz)	Reading (dBμV)	C.F (dB/m)	Measurement (dBμV/m)	Margin (dB)	Limit (dBμV/m)	Remark (QP/PK/AV)
1		5459.340	39.87	20.65	60.52	-13.48	74.00	Peak
2		5460.000	39.19	20.65	59.85	-8.35	68.20	Peak
3		5467.890	44.45	20.66	65.11	-3.09	68.20	Peak
4		5470.005	45.72	20.67	66.39	-7.61	74.00	Peak
5	*	5496.915	90.87	20.71	111.57	N/A	N/A	Peak

Note:

1. " *", means this data is the worst emission level.

2. C.F (Correction Factor) = Antenna Factor (dB/m) + Cable Loss (dB) + 16dB Attenuation (dB) – Preamplifier(dB).

3. Measurement(dBμV/m) = Reading(dBμV) + C.F (Correction Factor).

EUT	ACCESS POINT	Date of Test	2022-08-23
Factor	BBHA 9120D (1GHz~18GHz)_2022	Temp. / Humidity	24.7°C/46.2%
Polarity	Horizontal	Site / Test Engineer	Jay Chu
Test Mode	Transmit by 802.11ax-HE20 at 5500MHz	Test Voltage	120V/60Hz

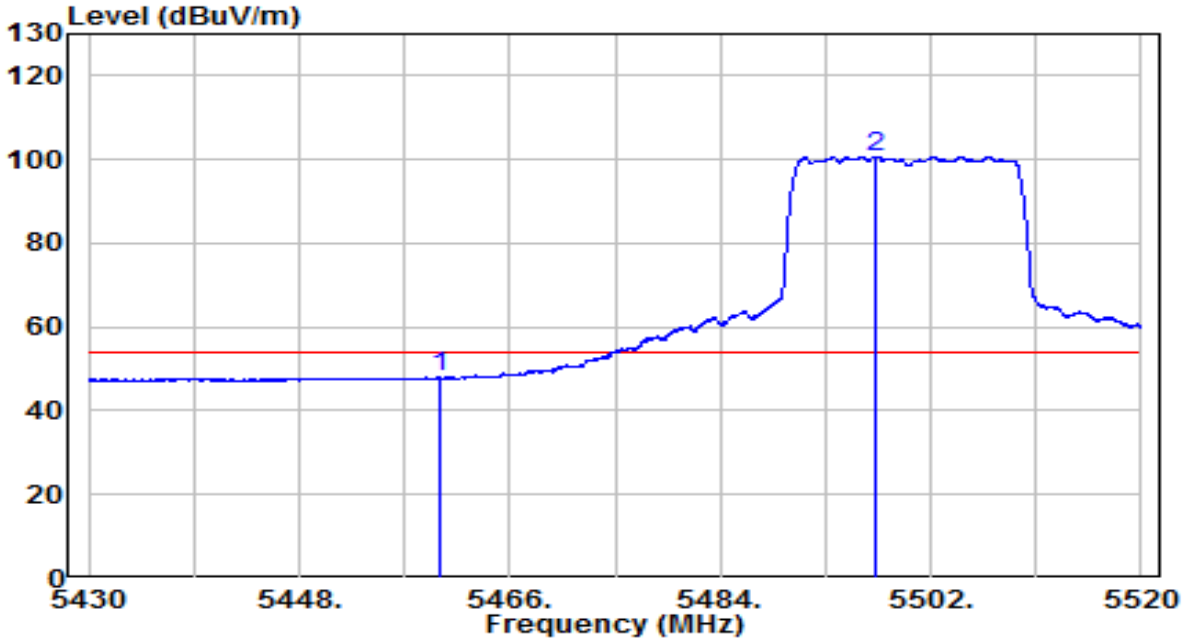

No		Frequency (MHz)	Reading (dBμV)	C.F (dB/m)	Measurement (dBμV/m)	Margin (dB)	Limit (dBμV/m)	Remark (QP/PK/AV)
1		5460.000	27.19	20.65	47.84	-6.16	54.00	Average
2	*	5497.365	79.99	20.71	100.70	N/A	N/A	Average

Note:

1. " *", means this data is the worst emission level.

2. C.F (Correction Factor) = Antenna Factor (dB/m) + Cable Loss (dB) + 16dB Attenuation (dB) – Preamplifier(dB).

3. Measurement(dBμV/m) = Reading(dBμV) + C.F (Correction Factor).

EUT	ACCESS POINT	Date of Test	2022-08-23
Factor	BBHA 9120D (1GHz~18GHz)_2022	Temp. / Humidity	24.7°C/46.2%
Polarity	Vertical	Site / Test Engineer	Jay Chu
Test Mode	Transmit by 802.11ax-HE20 at 5500MHz	Test Voltage	120V/60Hz

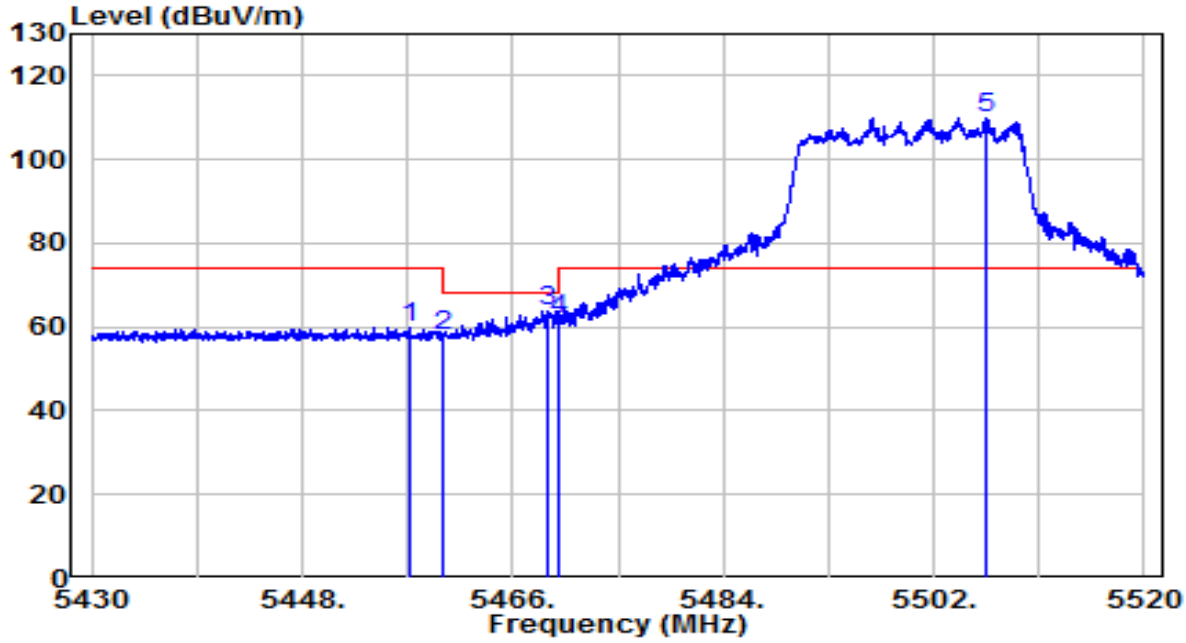

No		Frequency (MHz)	Reading (dBμV)	C.F (dB/m)	Measurement (dBμV/m)	Margin (dB)	Limit (dBμV/m)	Remark (QP/PK/AV)
1		5457.180	39.29	20.65	59.94	-14.06	74.00	Peak
2		5460.000	37.24	20.65	57.89	-10.31	68.20	Peak
3		5469.015	43.19	20.66	63.86	-4.34	68.20	Peak
4		5470.000	41.30	20.67	61.97	-6.23	68.20	Peak
5	*	5506.545	89.38	20.73	110.12	N/A	N/A	Peak

Note:

1. " *", means this data is the worst emission level.

2. C.F (Correction Factor) = Antenna Factor (dB/m) + Cable Loss (dB) + 16dB Attenuation (dB) – Preamplifier(dB).

3. Measurement(dBμV/m) = Reading(dBμV) + C.F (Correction Factor).

EUT	ACCESS POINT	Date of Test	2022-08-23
Factor	BBHA 9120D (1GHz~18GHz)_2022	Temp. / Humidity	24.7°C/46.2%
Polarity	Vertical	Site / Test Engineer	Jay Chu
Test Mode	Transmit by 802.11ax-HE20 at 5500MHz	Test Voltage	120V/60Hz

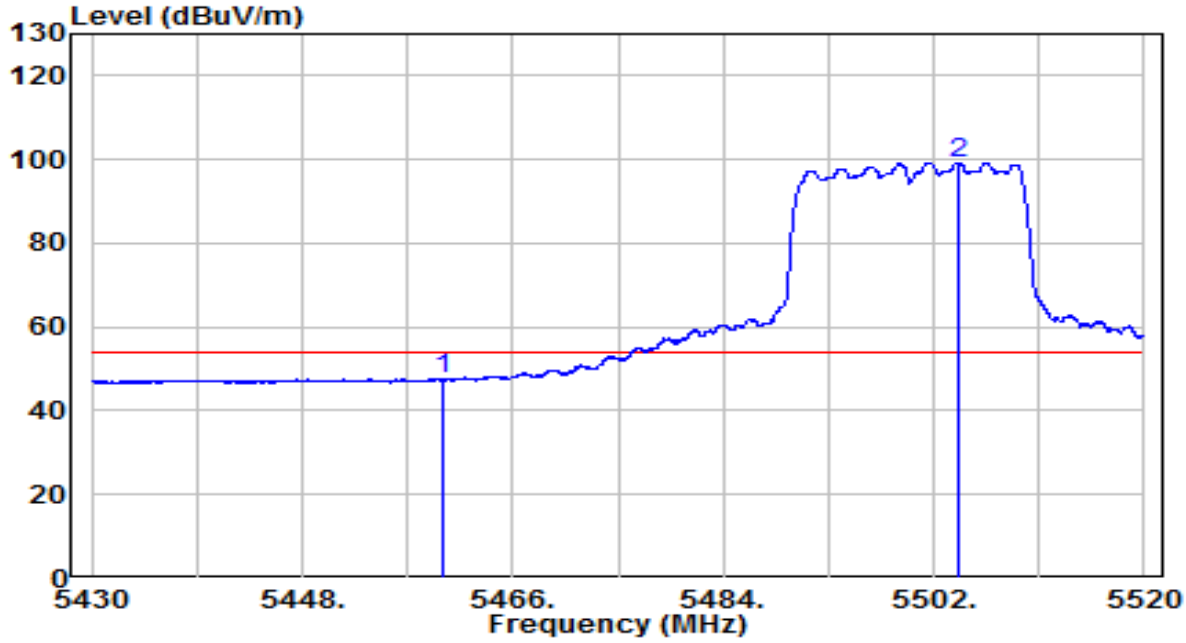

No		Frequency (MHz)	Reading (dBμV)	C.F (dB/m)	Measurement (dBμV/m)	Margin (dB)	Limit (dBμV/m)	Remark (QP/PK/AV)
1		5460.000	26.82	20.65	47.47	-6.53	54.00	Average
2	*	5504.115	78.55	20.72	99.27	N/A	N/A	Average

Note:

1. " *", means this data is the worst emission level.

2. C.F (Correction Factor) = Antenna Factor (dB/m) + Cable Loss (dB) + 16dB Attenuation (dB) – Preamplifier(dB).

3. Measurement(dBμV/m) = Reading(dBμV) + C.F (Correction Factor).

EUT	ACCESS POINT	Date of Test	2022-09-07
Factor	BBHA 9120D (1GHz~18GHz)_2022	Temp. / Humidity	24.7°C/46.2%
Polarity	Horizontal	Site / Test Engineer	Jay Chu
Test Mode	Transmit by 802.11ax-HE20 at 5700MHz	Test Voltage	Carl Jiang

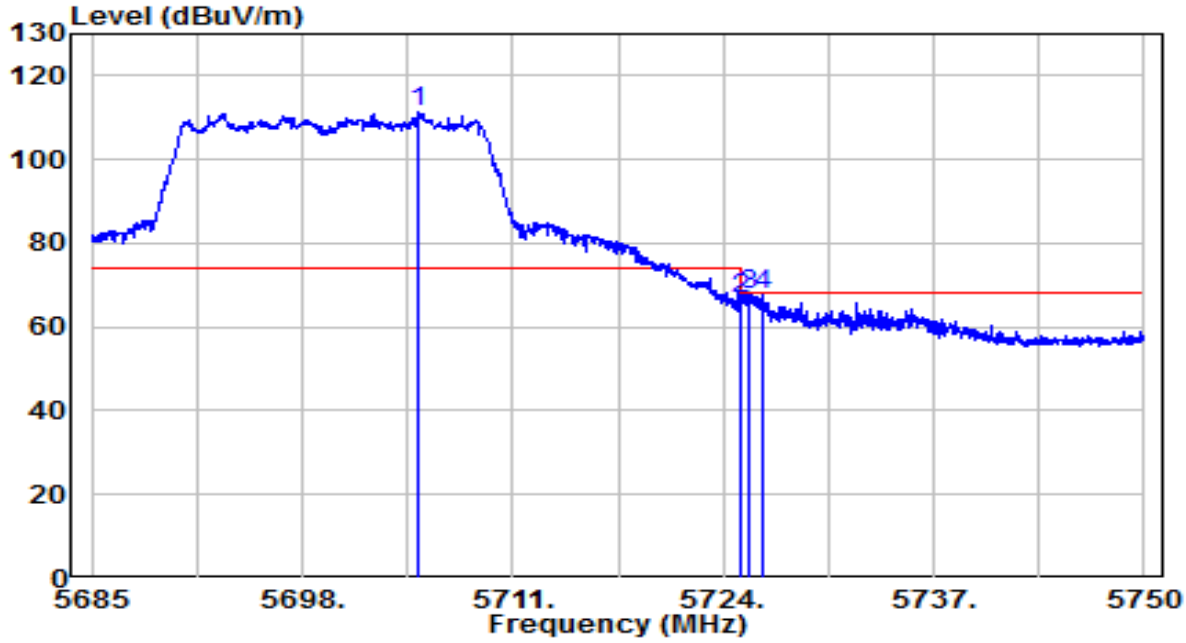

No		Frequency (MHz)	Reading (dBμV)	C.F (dB/m)	Measurement (dBμV/m)	Margin (dB)	Limit (dBμV/m)	Remark (QP/PK/AV)
1	*	5705.150	90.04	21.41	111.45	N/A	N/A	Peak
2		5725.007	45.23	21.48	66.71	-1.49	68.20	Peak
3		5725.625	46.34	21.48	67.82	-0.38	68.20	Peak
4		5726.502	46.30	21.48	67.78	-0.42	68.20	Peak

Note:

1. " *", means this data is the worst emission level.

2. C.F (Correction Factor) = Antenna Factor (dB/m) + Cable Loss (dB) + 16dB Attenuation (dB) – Preamplifier(dB).

3. Measurement(dBμV/m) = Reading(dBμV) + C.F (Correction Factor).

EUT	ACCESS POINT	Date of Test	2022-09-07
Factor	BBHA 9120D (1GHz~18GHz)_2022	Temp. / Humidity	24.7°C/46.2%
Polarity	Vertical	Site / Test Engineer	Jay Chu
Test Mode	Transmit by 802.11ax-HE20 at 5700MHz	Test Voltage	Carl Jiang

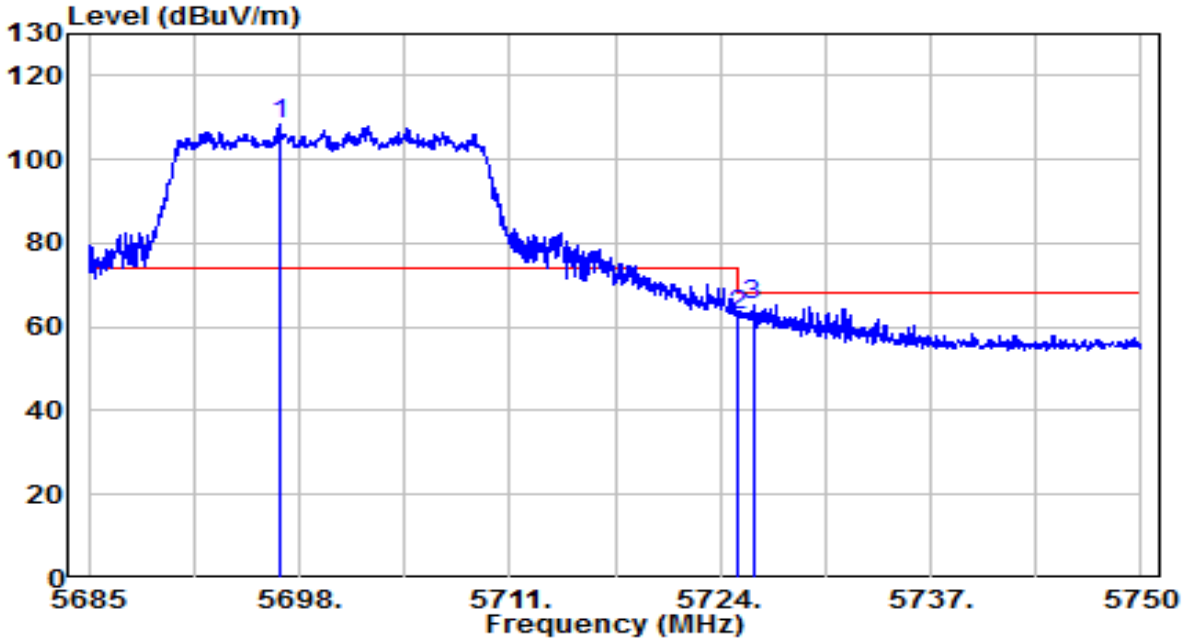

No		Frequency (MHz)	Reading (dBμV)	C.F (dB/m)	Measurement (dBμV/m)	Margin (dB)	Limit (dBμV/m)	Remark (QP/PK/AV)
1	*	5696.797	87.07	21.38	108.45	N/A	N/A	Peak
2		5725.007	41.52	21.48	63.00	-5.20	68.20	Peak
3		5726.015	43.57	21.48	65.06	-3.14	68.20	Peak

Note:

1. " *", means this data is the worst emission level.

2. C.F (Correction Factor) = Antenna Factor (dB/m) + Cable Loss (dB) + 16dB Attenuation (dB) – Preamplifier(dB).

3. Measurement(dBμV/m) = Reading(dBμV) + C.F (Correction Factor).

EUT	ACCESS POINT	Date of Test	2022-08-23
Factor	BBHA 9120D (1GHz~18GHz)_2022	Temp. / Humidity	24.7°C/46.2%
Polarity	Horizontal	Site / Test Engineer	Jay Chu
Test Mode	Transmit by 802.11ax-HE20 at 5745MHz	Test Voltage	120V/60Hz

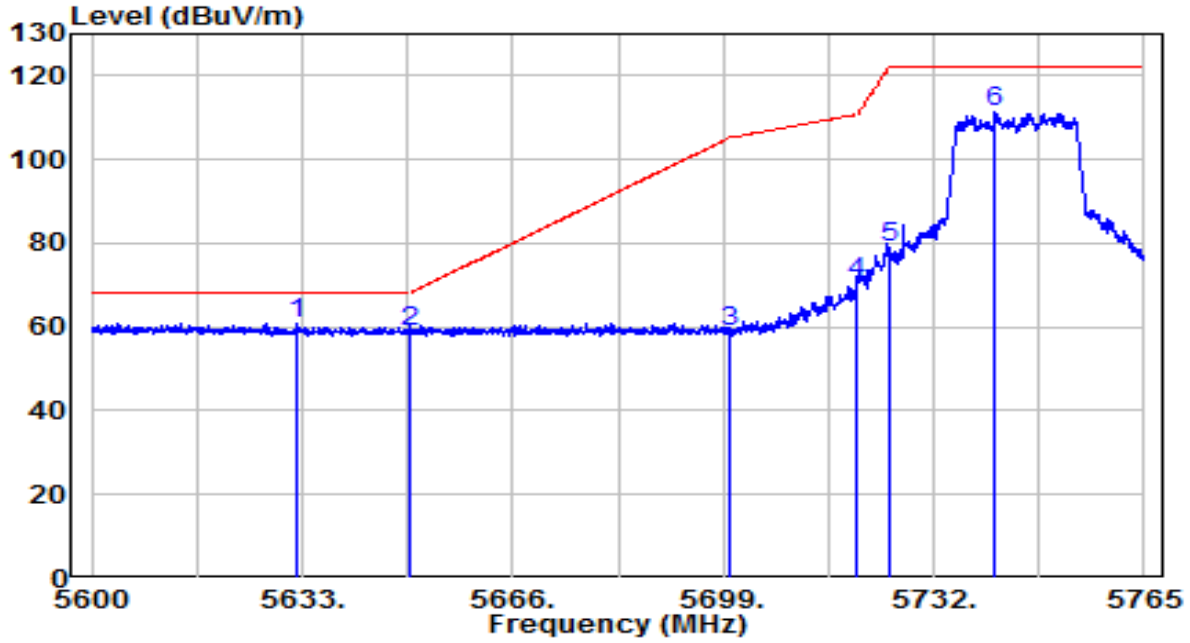

No		Frequency (MHz)	Reading (dBμV)	C.F (dB/m)	Measurement (dBμV/m)	Margin (dB)	Limit (dBμV/m)	Remark (QP/PK/AV)
1	*	5632.257	39.51	21.16	60.67	-7.53	68.20	Peak
2		5649.995	37.79	21.22	59.01	-9.19	68.20	Peak
3		5700.000	37.52	21.39	58.92	-46.28	105.20	Peak
4		5720.000	49.08	21.46	70.54	-40.26	110.80	Peak
5		5725.000	57.53	21.48	79.01	-43.19	122.20	Peak
6		5741.652	89.62	21.54	111.16	N/A	N/A	Peak

Note:

1. " *", means this data is the worst emission level.

2. C.F (Correction Factor) = Antenna Factor (dB/m) + Cable Loss (dB) + 16dB Attenuation (dB) – Preamplifier(dB).

3. Measurement(dBμV/m) = Reading(dBμV) + C.F (Correction Factor).

EUT	ACCESS POINT	Date of Test	2022-08-23
Factor	BBHA 9120D (1GHz~18GHz)_2022	Temp. / Humidity	24.7°C/46.2%
Polarity	Vertical	Site / Test Engineer	Jay Chu
Test Mode	Transmit by 802.11ax-HE20 at 5745MHz	Test Voltage	120V/60Hz

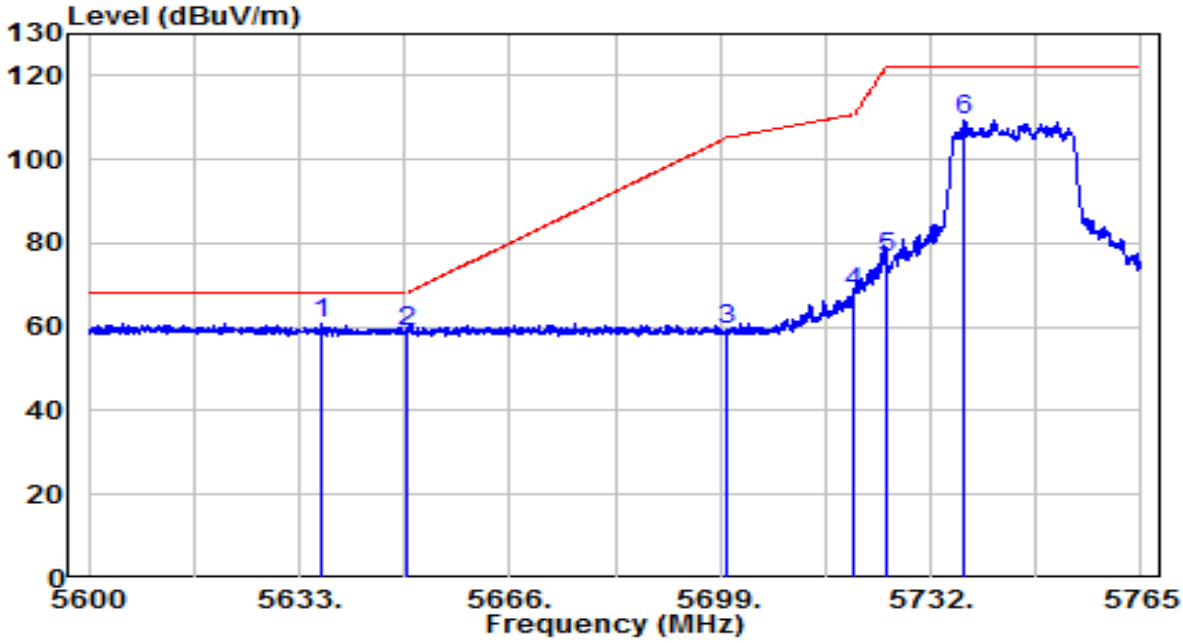

No		Frequency (MHz)	Reading (dBμV)	C.F (dB/m)	Measurement (dBμV/m)	Margin (dB)	Limit (dBμV/m)	Remark (QP/PK/AV)
1	*	5636.630	39.66	21.18	60.84	-7.36	68.20	Peak
2		5650.000	37.48	21.22	58.70	-9.50	68.20	Peak
3		5700.000	38.12	21.39	59.52	-45.68	105.20	Peak
4		5720.000	46.95	21.46	68.41	-42.39	110.80	Peak
5		5725.000	54.94	21.48	76.42	-45.78	122.20	Peak
6		5737.362	87.76	21.52	109.29	N/A	N/A	Peak

Note:

1. " *", means this data is the worst emission level.

2. C.F (Correction Factor) = Antenna Factor (dB/m) + Cable Loss (dB) + 16dB Attenuation (dB) – Preamplifier(dB).

3. Measurement(dBμV/m) = Reading(dBμV) + C.F (Correction Factor).

EUT	ACCESS POINT	Date of Test	2022-08-23
Factor	BBHA 9120D (1GHz~18GHz)_2022	Temp. / Humidity	24.7°C/46.2%
Polarity	Horizontal	Site / Test Engineer	Jay Chu
Test Mode	Transmit by 802.11ax-HE20 at 5825MHz	Test Voltage	120V/60Hz

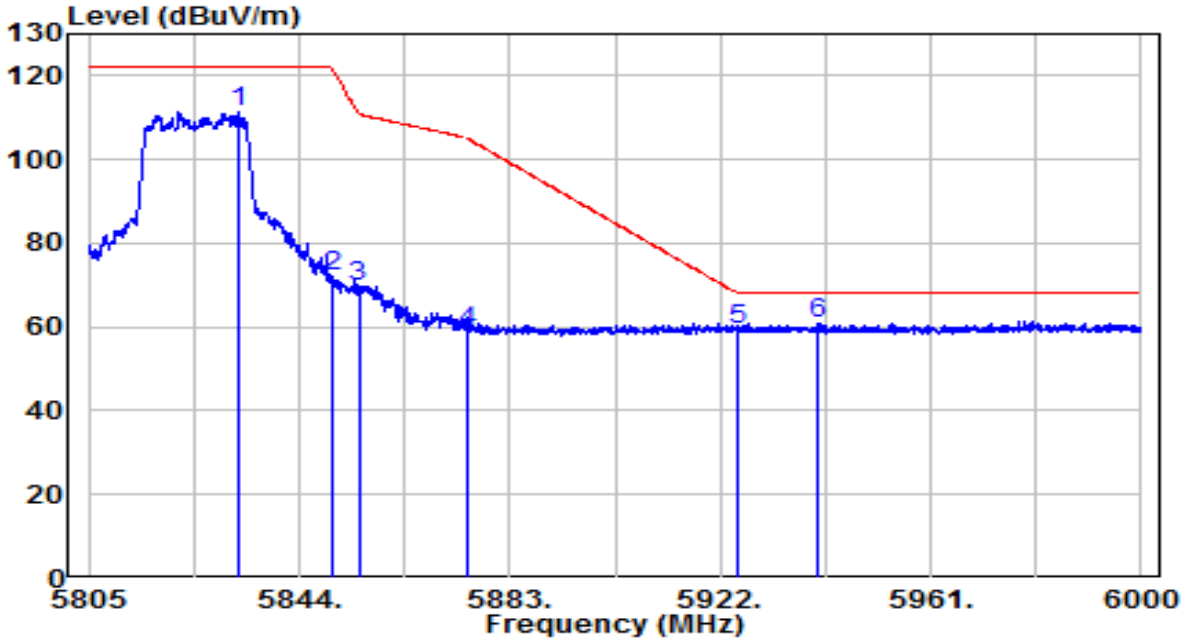

No		Frequency (MHz)	Reading (dBμV)	C.F (dB/m)	Measurement (dBμV/m)	Margin (dB)	Limit (dBμV/m)	Remark (QP/PK/AV)
1		5832.885	89.34	21.85	111.19	N/A	N/A	Peak
2		5850.000	50.20	21.91	72.11	-50.09	122.20	Peak
3		5855.000	47.79	21.92	69.71	-41.09	110.80	Peak
4		5875.000	37.07	21.99	59.06	-46.14	105.20	Peak
5		5925.000	37.34	22.16	59.51	-8.69	68.20	Peak
6	*	5939.940	38.57	22.21	60.79	-7.41	68.20	Peak

Note:

1. " *", means this data is the worst emission level.

2. C.F (Correction Factor) = Antenna Factor (dB/m) + Cable Loss (dB) + 16dB Attenuation (dB) – Preamplifier(dB).

3. Measurement(dBμV/m) = Reading(dBμV) + C.F (Correction Factor).

EUT	ACCESS POINT	Date of Test	2022-08-23
Factor	BBHA 9120D (1GHz~18GHz)_2022	Temp. / Humidity	24.7°C/46.2%
Polarity	Vertical	Site / Test Engineer	Jay Chu
Test Mode	Transmit by 802.11ax-HE20 at 5825MHz	Test Voltage	120V/60Hz

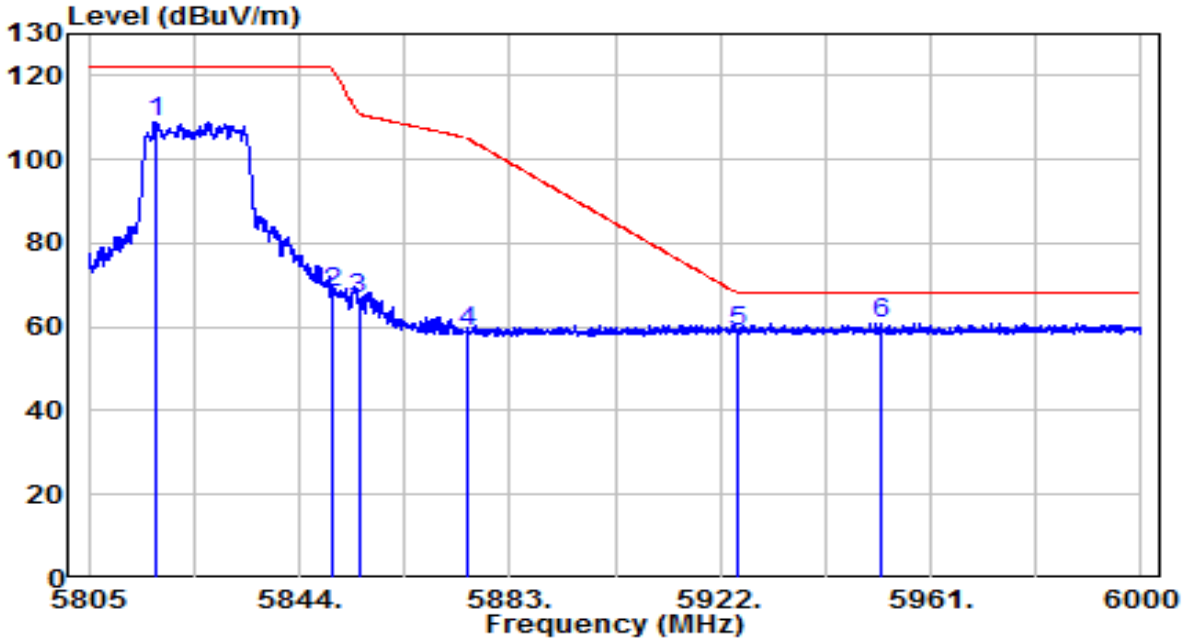

No		Frequency (MHz)	Reading (dBμV)	C.F (dB/m)	Measurement (dBμV/m)	Margin (dB)	Limit (dBμV/m)	Remark (QP/PK/AV)
1		5817.382	87.34	21.80	109.13	N/A	N/A	Peak
2		5850.045	46.43	21.91	68.34	-53.76	122.10	Peak
3		5855.000	44.73	21.92	66.65	-44.15	110.80	Peak
4		5875.000	36.93	21.99	58.93	-46.27	105.20	Peak
5		5925.000	36.88	22.16	59.05	-9.15	68.20	Peak
6	*	5951.835	38.46	22.26	60.72	-7.48	68.20	Peak

Note:

1. " *", means this data is the worst emission level.

2. C.F (Correction Factor) = Antenna Factor (dB/m) + Cable Loss (dB) + 16dB Attenuation (dB) – Preamplifier(dB).

3. Measurement(dBμV/m) = Reading(dBμV) + C.F (Correction Factor).

EUT	ACCESS POINT	Date of Test	2022-08-23
Factor	BBHA 9120D (1GHz~18GHz)_2022	Temp. / Humidity	24.7°C/46.2%
Polarity	Horizontal	Site / Test Engineer	Jay Chu
Test Mode	Transmit by 802.11ax-HE40 at 5190MHz	Test Voltage	120V/60Hz

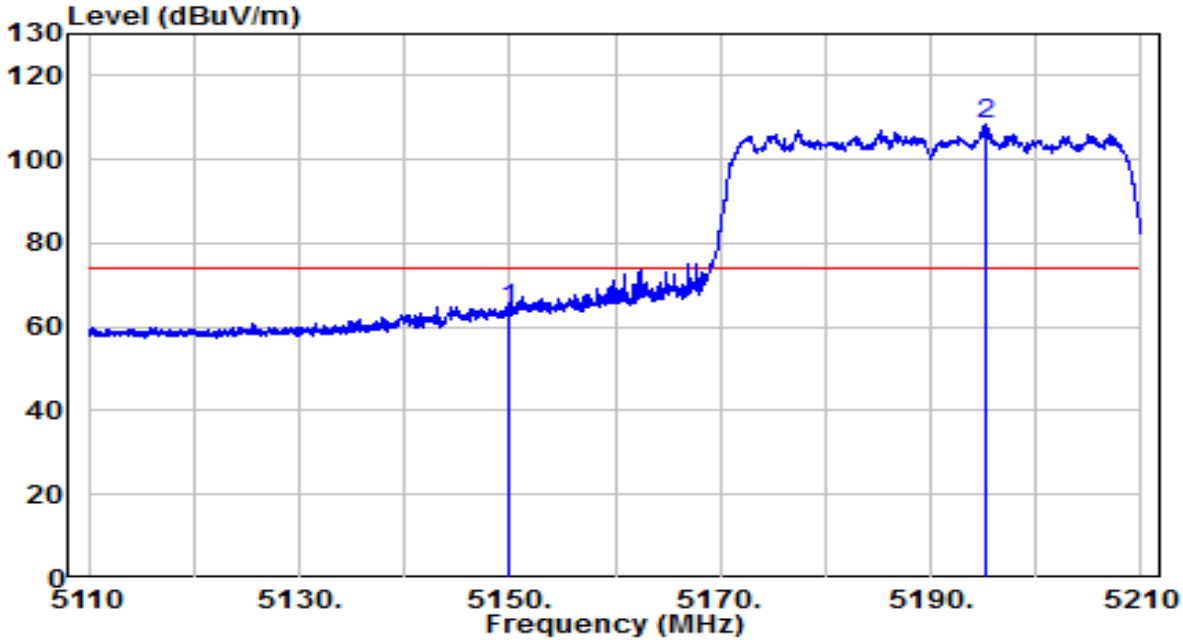

No		Frequency (MHz)	Reading (dBμV)	C.F (dB/m)	Measurement (dBμV/m)	Margin (dB)	Limit (dBμV/m)	Remark (QP/PK/AV)
1		5150.000	44.14	20.19	64.33	-9.67	74.00	Peak
2	*	5195.250	87.99	20.26	108.25	N/A	N/A	Peak

Note:

1. " *", means this data is the worst emission level.

2. C.F (Correction Factor) = Antenna Factor (dB/m) + Cable Loss (dB) + 16dB Attenuation (dB) – Preamplifier(dB).

3. Measurement(dBμV/m) = Reading(dBμV) + C.F (Correction Factor).

EUT	ACCESS POINT	Date of Test	2022-08-23
Factor	BBHA 9120D (1GHz~18GHz)_2022	Temp. / Humidity	24.7°C/46.2%
Polarity	Horizontal	Site / Test Engineer	Jay Chu
Test Mode	Transmit by 802.11ax-HE40 at 5190MHz	Test Voltage	120V/60Hz

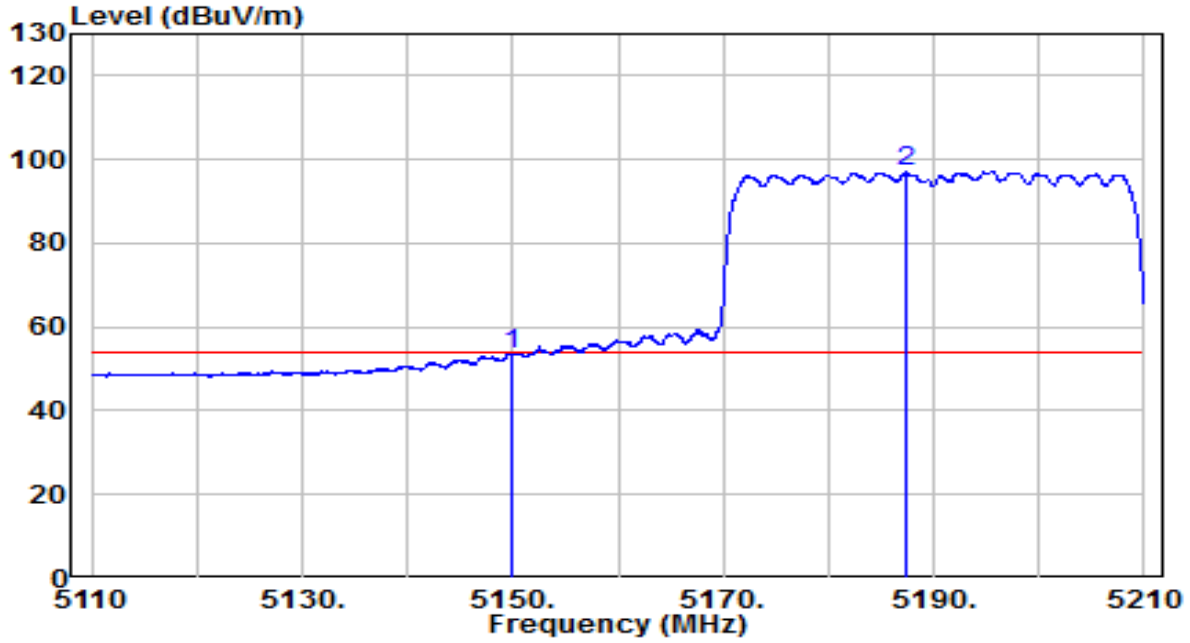

No		Frequency (MHz)	Reading (dBμV)	C.F (dB/m)	Measurement (dBμV/m)	Margin (dB)	Limit (dBμV/m)	Remark (QP/PK/AV)
1		5150.000	33.43	20.19	53.62	-0.38	54.00	Average
2	*	5187.400	76.70	20.25	96.95	N/A	N/A	Average

Note:

1. " *", means this data is the worst emission level.

2. C.F (Correction Factor) = Antenna Factor (dB/m) + Cable Loss (dB) + 16dB Attenuation (dB) – Preamplifier(dB).

3. Measurement(dBμV/m) = Reading(dBμV) + C.F (Correction Factor).

EUT	ACCESS POINT	Date of Test	2022-08-23
Factor	BBHA 9120D (1GHz~18GHz)_2022	Temp. / Humidity	24.7°C/46.2%
Polarity	Vertical	Site / Test Engineer	Jay Chu
Test Mode	Transmit by 802.11ax-HE40 at 5190MHz	Test Voltage	120V/60Hz

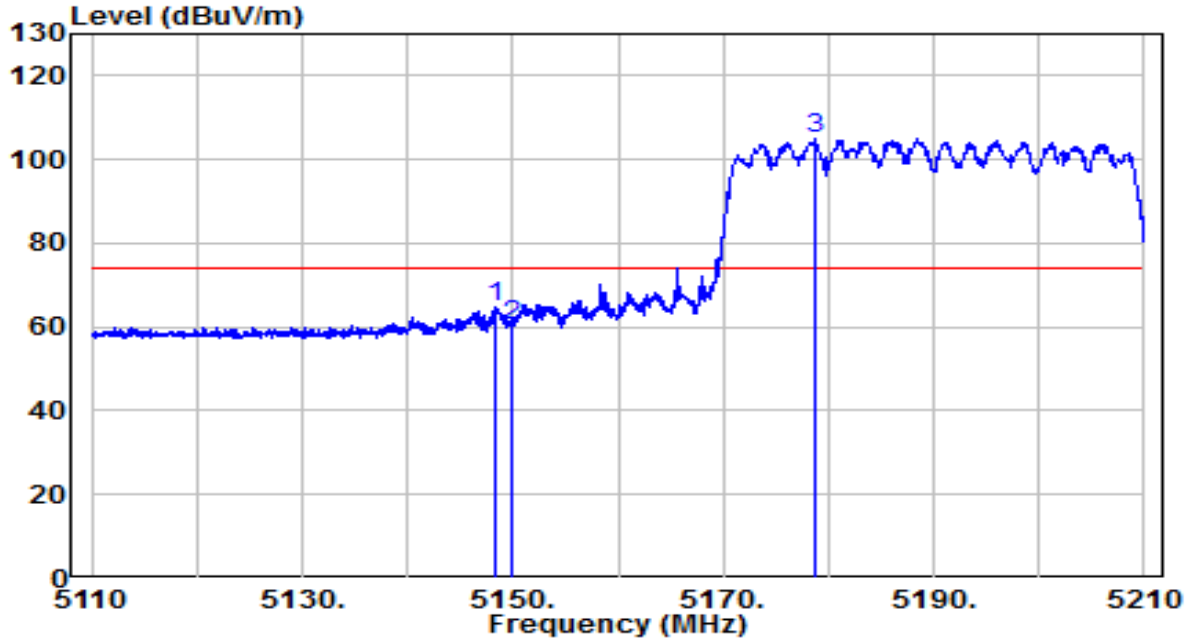

No		Frequency (MHz)	Reading (dBμV)	C.F (dB/m)	Measurement (dBμV/m)	Margin (dB)	Limit (dBμV/m)	Remark (QP/PK/AV)
1		5148.450	44.38	20.19	64.57	-9.43	74.00	Peak
2		5150.000	39.99	20.19	60.18	-13.82	74.00	Peak
3	*	5178.650	84.57	20.23	104.80	N/A	N/A	Peak

Note:

1. " *", means this data is the worst emission level.

2. C.F (Correction Factor) = Antenna Factor (dB/m) + Cable Loss (dB) + 16dB Attenuation (dB) – Preamplifier(dB).

3. Measurement(dBμV/m) = Reading(dBμV) + C.F (Correction Factor).

EUT	ACCESS POINT	Date of Test	2022-08-23
Factor	BBHA 9120D (1GHz~18GHz)_2022	Temp. / Humidity	24.7°C/46.2%
Polarity	Vertical	Site / Test Engineer	Jay Chu
Test Mode	Transmit by 802.11ax-HE40 at 5190MHz	Test Voltage	120V/60Hz

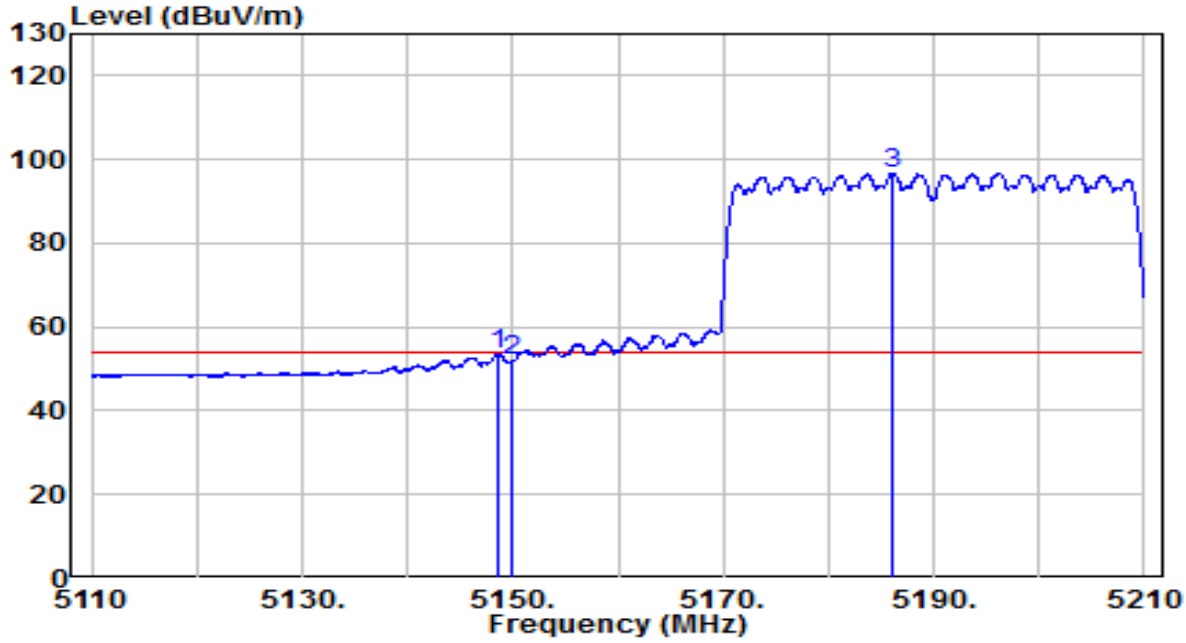

No		Frequency (MHz)	Reading (dBμV)	C.F (dB/m)	Measurement (dBμV/m)	Margin (dB)	Limit (dBμV/m)	Remark (QP/PK/AV)
1		5148.500	33.19	20.19	53.38	-0.62	54.00	Average
2		5150.000	31.82	20.19	52.01	-1.99	54.00	Average
3	*	5186.100	76.36	20.25	96.61	N/A	N/A	Average

Note:

1. " *", means this data is the worst emission level.

2. C.F (Correction Factor) = Antenna Factor (dB/m) + Cable Loss (dB) + 16dB Attenuation (dB) – Preamplifier(dB).

3. Measurement(dBμV/m) = Reading(dBμV) + C.F (Correction Factor).

EUT	ACCESS POINT	Date of Test	2022-08-23
Factor	BBHA 9120D (1GHz~18GHz)_2022	Temp. / Humidity	24.7°C/46.2%
Polarity	Horizontal	Site / Test Engineer	Jay Chu
Test Mode	Transmit by 802.11ax-HE40 at 5310MHz	Test Voltage	120V/60Hz

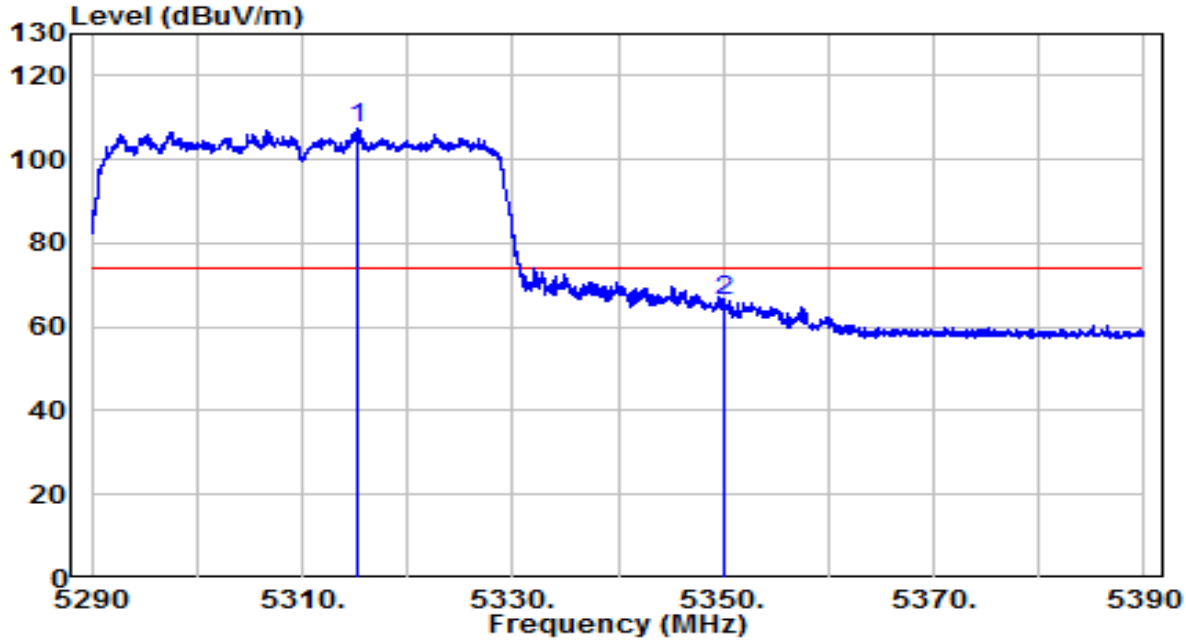

No		Frequency (MHz)	Reading (dBμV)	C.F (dB/m)	Measurement (dBμV/m)	Margin (dB)	Limit (dBμV/m)	Remark (QP/PK/AV)
1	*	5315.150	86.88	20.44	107.32	N/A	N/A	Peak
2		5350.000	45.50	20.49	65.99	-8.01	74.00	Peak

Note:

1. " *", means this data is the worst emission level.

2. C.F (Correction Factor) = Antenna Factor (dB/m) + Cable Loss (dB) + 16dB Attenuation (dB) – Preamplifier(dB).

3. Measurement(dBμV/m) = Reading(dBμV) + C.F (Correction Factor).

EUT	ACCESS POINT	Date of Test	2022-08-23
Factor	BBHA 9120D (1GHz~18GHz)_2022	Temp. / Humidity	24.7°C/46.2%
Polarity	Horizontal	Site / Test Engineer	Jay Chu
Test Mode	Transmit by 802.11ax-HE40 at 5310MHz	Test Voltage	120V/60Hz

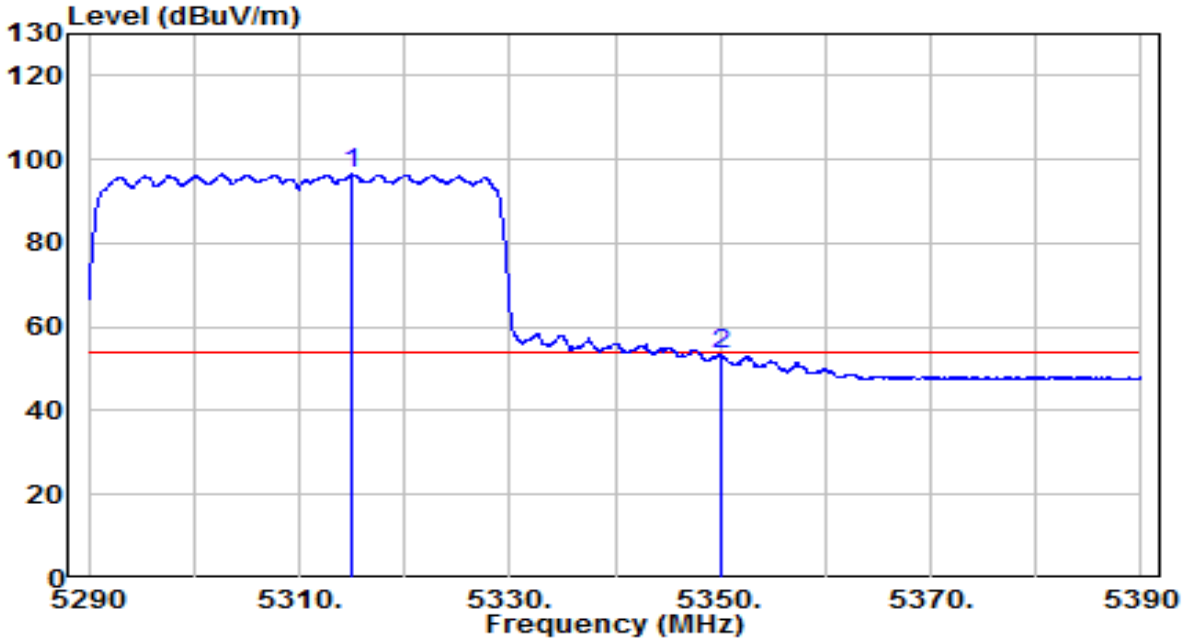

No		Frequency (MHz)	Reading (dBμV)	C.F (dB/m)	Measurement (dBμV/m)	Margin (dB)	Limit (dBμV/m)	Remark (QP/PK/AV)
1	*	5315.100	76.00	20.44	96.43	N/A	N/A	Average
2		5350.000	32.87	20.49	53.35	-0.65	54.00	Average

Note:

1. " *", means this data is the worst emission level.

2. C.F (Correction Factor) = Antenna Factor (dB/m) + Cable Loss (dB) + 16dB Attenuation (dB) – Preamplifier(dB).

3. Measurement(dBμV/m) = Reading(dBμV) + C.F (Correction Factor).

EUT	ACCESS POINT	Date of Test	2022-08-23
Factor	BBHA 9120D (1GHz~18GHz)_2022	Temp. / Humidity	24.7°C/46.2%
Polarity	Vertical	Site / Test Engineer	Jay Chu
Test Mode	Transmit by 802.11ax-HE40 at 5310MHz	Test Voltage	120V/60Hz

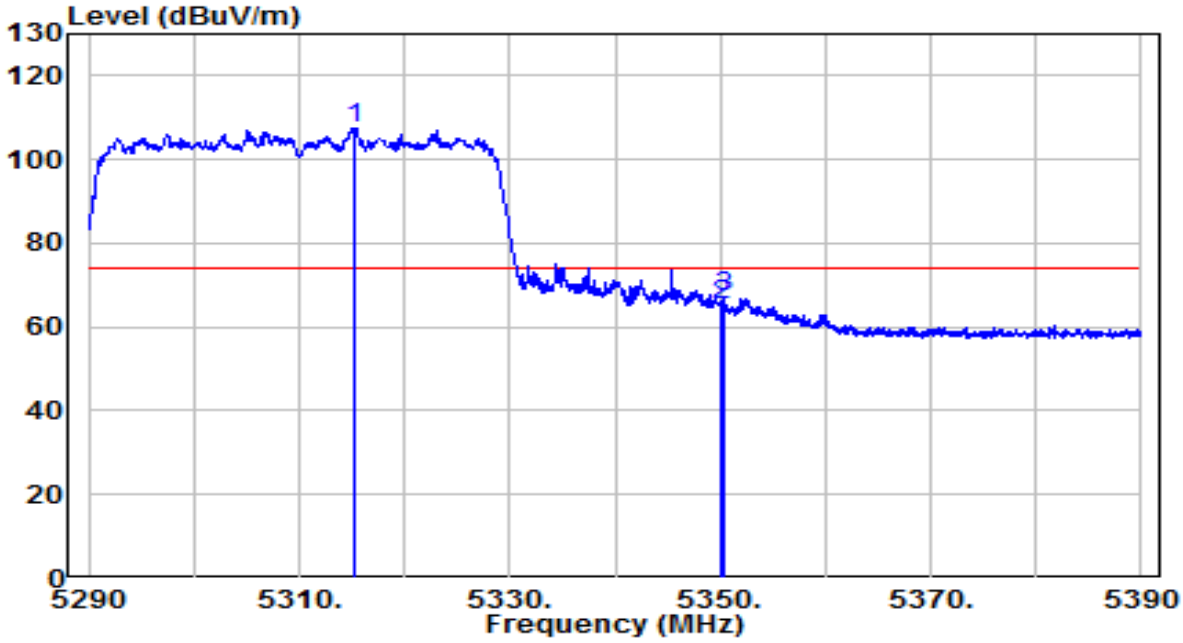

No		Frequency (MHz)	Reading (dBμV)	C.F (dB/m)	Measurement (dBμV/m)	Margin (dB)	Limit (dBμV/m)	Remark (QP/PK/AV)
1	*	5315.150	87.24	20.44	107.67	N/A	N/A	Peak
2		5350.000	44.67	20.49	65.15	-8.85	74.00	Peak
3		5350.300	46.86	20.49	67.35	-6.65	74.00	Peak

Note:

1. " *", means this data is the worst emission level.

2. C.F (Correction Factor) = Antenna Factor (dB/m) + Cable Loss (dB) + 16dB Attenuation (dB) – Preamplifier(dB).

3. Measurement(dBμV/m) = Reading(dBμV) + C.F (Correction Factor).

EUT	ACCESS POINT	Date of Test	2022-08-23
Factor	BBHA 9120D (1GHz~18GHz)_2022	Temp. / Humidity	24.7°C/46.2%
Polarity	Vertical	Site / Test Engineer	Jay Chu
Test Mode	Transmit by 802.11ax-HE40 at 5310MHz	Test Voltage	120V/60Hz

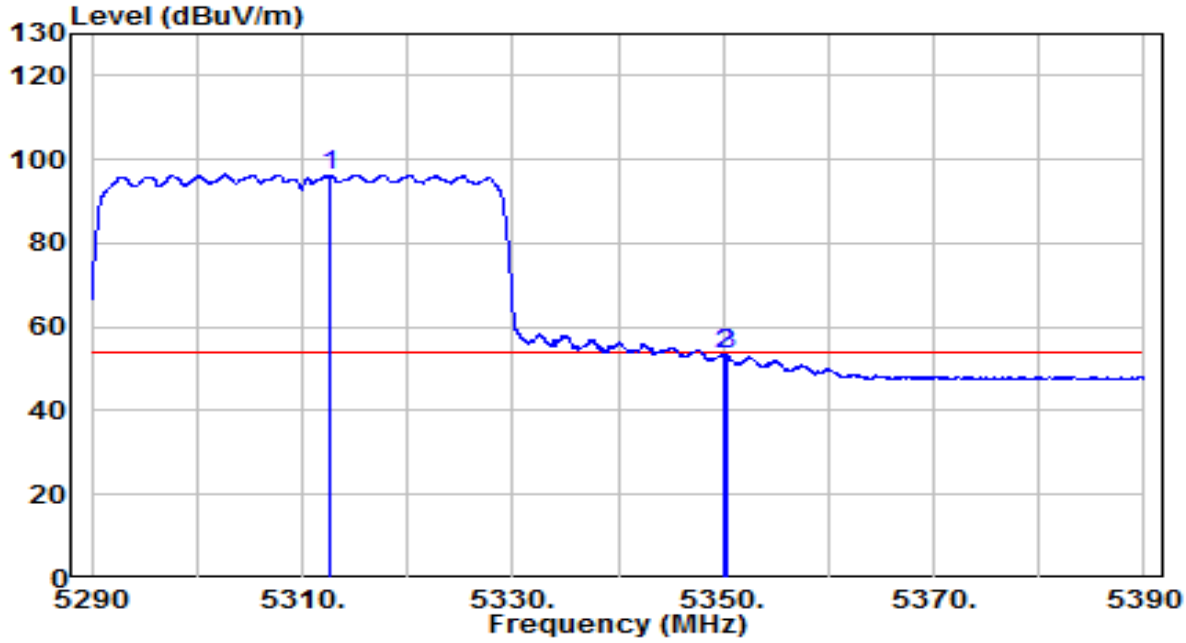

No		Frequency (MHz)	Reading (dBμV)	C.F (dB/m)	Measurement (dBμV/m)	Margin (dB)	Limit (dBμV/m)	Remark (QP/PK/AV)
1	*	5312.700	75.96	20.43	96.39	N/A	N/A	Average
2		5350.000	32.82	20.49	53.31	-0.69	54.00	Average
3		5350.300	33.07	20.49	53.56	-0.44	54.00	Average

Note:

1. " *", means this data is the worst emission level.

2. C.F (Correction Factor) = Antenna Factor (dB/m) + Cable Loss (dB) + 16dB Attenuation (dB) – Preamplifier(dB).

3. Measurement(dBμV/m) = Reading(dBμV) + C.F (Correction Factor).

EUT	ACCESS POINT	Date of Test	2022-08-23
Factor	BBHA 9120D (1GHz~18GHz)_2022	Temp. / Humidity	24.7°C/46.2%
Polarity	Horizontal	Site / Test Engineer	Jay Chu
Test Mode	Transmit by 802.11ax-HE40 at 5510MHz	Test Voltage	120V/60Hz

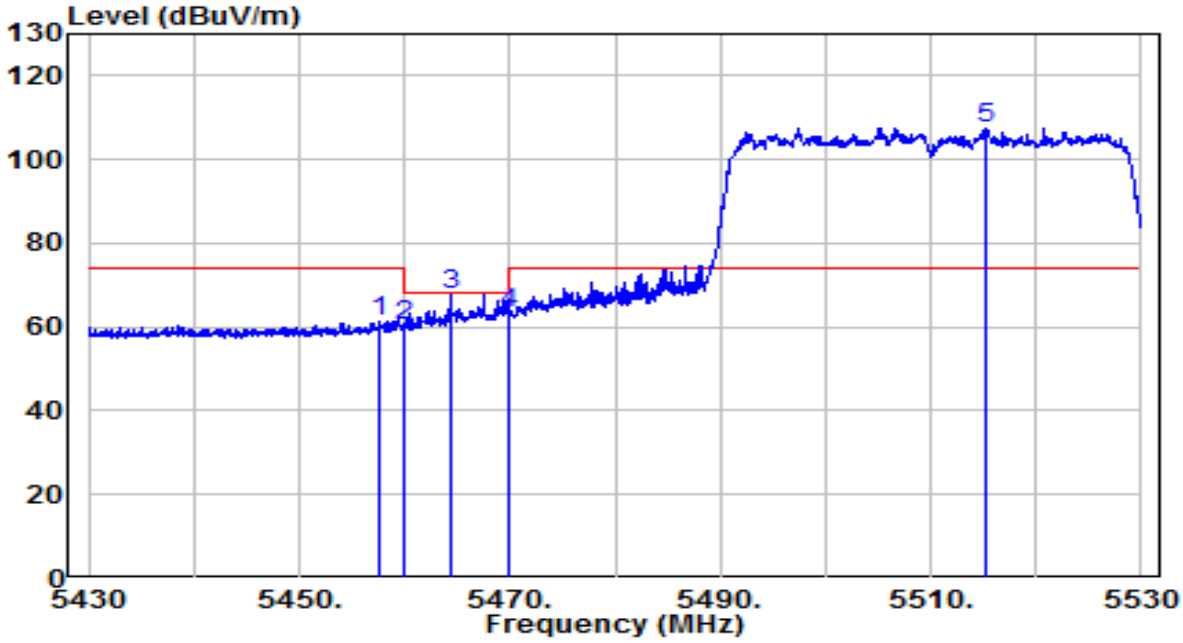

No		Frequency (MHz)	Reading (dBμV)	C.F (dB/m)	Measurement (dBμV/m)	Margin (dB)	Limit (dBμV/m)	Remark (QP/PK/AV)
1		5457.700	40.89	20.65	61.54	-12.46	74.00	Peak
2		5460.000	39.88	20.65	60.53	-7.67	68.20	Peak
3	*	5464.400	47.16	20.66	67.81	-0.39	68.20	Peak
4		5470.000	42.43	20.67	63.10	-5.10	68.20	Peak
5	*	5515.200	86.80	20.76	107.56	N/A	N/A	Peak

Note:

1. " *", means this data is the worst emission level.

2. C.F (Correction Factor) = Antenna Factor (dB/m) + Cable Loss (dB) + 16dB Attenuation (dB) – Preamplifier(dB).

3. Measurement(dBμV/m) = Reading(dBμV) + C.F (Correction Factor).

EUT	ACCESS POINT	Date of Test	2022-08-23
Factor	BBHA 9120D (1GHz~18GHz)_2022	Temp. / Humidity	24.7°C/46.2%
Polarity	Horizontal	Site / Test Engineer	Jay Chu
Test Mode	Transmit by 802.11ax-HE40 at 5510MHz	Test Voltage	120V/60Hz

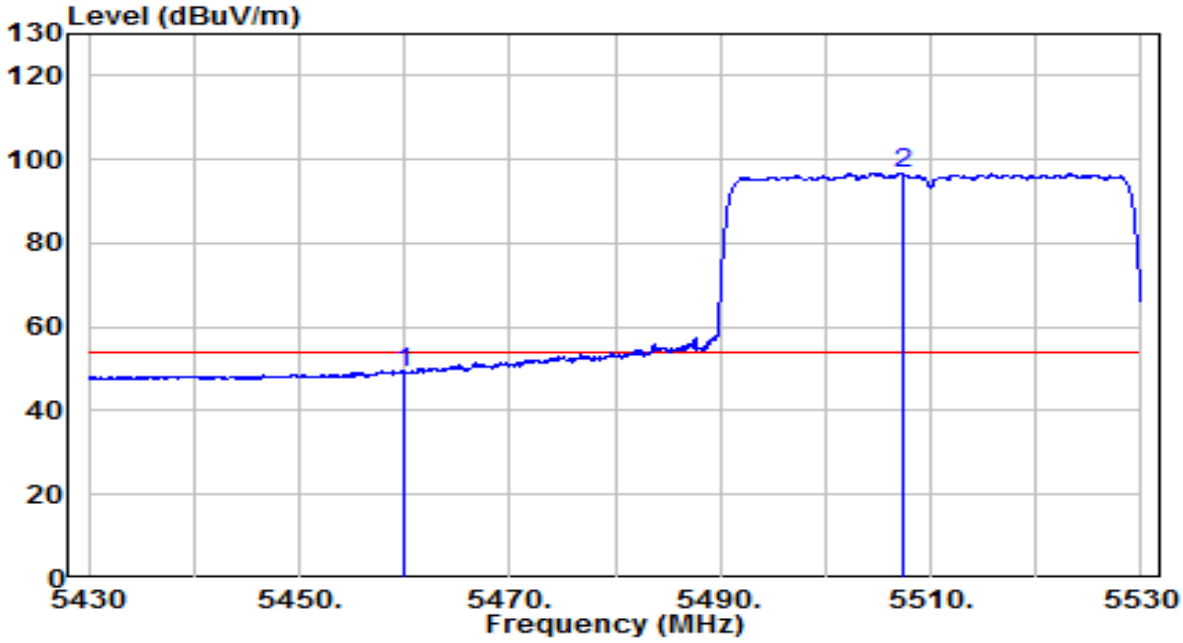

No		Frequency (MHz)	Reading (dBμV)	C.F (dB/m)	Measurement (dBμV/m)	Margin (dB)	Limit (dBμV/m)	Remark (QP/PK/AV)
1		5460.000	28.52	20.65	49.17	-4.83	54.00	Average
2	*	5507.450	76.02	20.74	96.76	N/A	N/A	Average

Note:

1. " *", means this data is the worst emission level.

2. C.F (Correction Factor) = Antenna Factor (dB/m) + Cable Loss (dB) + 16dB Attenuation (dB) – Preamplifier(dB).

3. Measurement(dBμV/m) = Reading(dBμV) + C.F (Correction Factor).

EUT	ACCESS POINT	Date of Test	2022-08-23
Factor	BBHA 9120D (1GHz~18GHz)_2022	Temp. / Humidity	24.7°C/46.2%
Polarity	Vertical	Site / Test Engineer	Jay Chu
Test Mode	Transmit by 802.11ax-HE40 at 5510MHz	Test Voltage	120V/60Hz

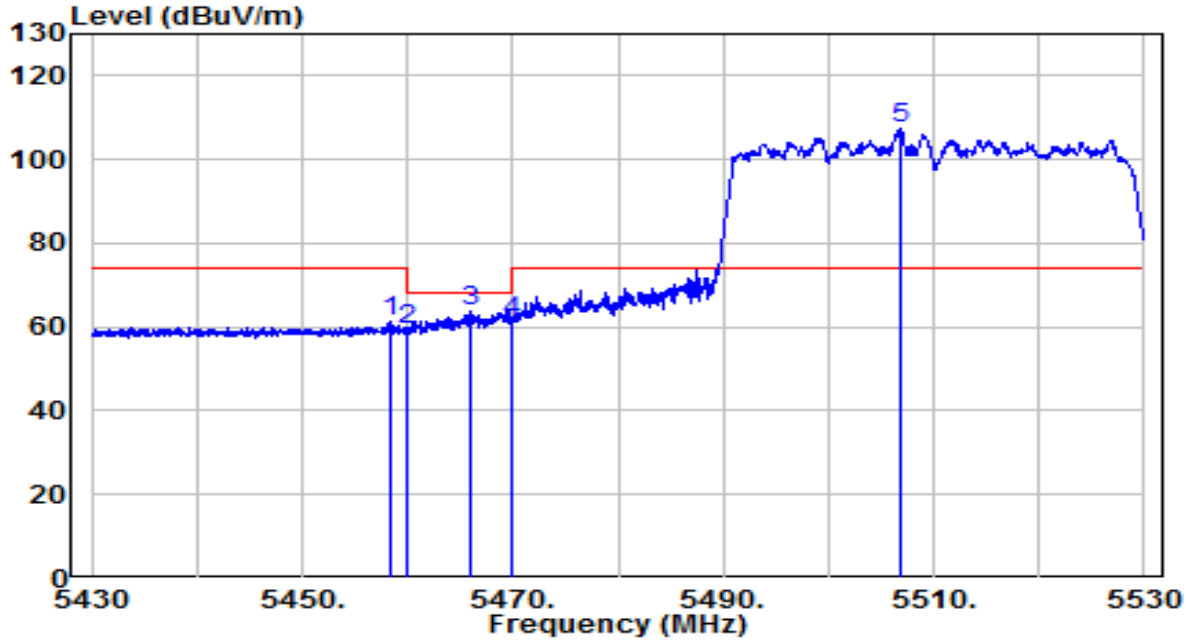

No		Frequency (MHz)	Reading (dBμV)	C.F (dB/m)	Measurement (dBμV/m)	Margin (dB)	Limit (dBμV/m)	Remark (QP/PK/AV)
1		5458.500	40.44	20.65	61.09	-12.91	74.00	Peak
2		5460.000	38.60	20.65	59.25	-8.95	68.20	Peak
3		5466.100	43.05	20.66	63.70	-4.50	68.20	Peak
4		5470.000	40.50	20.67	61.17	-7.03	68.20	Peak
5	*	5506.750	86.68	20.73	107.41	N/A	N/A	Peak

Note:

1. " *", means this data is the worst emission level.

2. C.F (Correction Factor) = Antenna Factor (dB/m) + Cable Loss (dB) + 16dB Attenuation (dB) – Preamplifier(dB).

3. Measurement(dBμV/m) = Reading(dBμV) + C.F (Correction Factor).

EUT	ACCESS POINT	Date of Test	2022-08-23
Factor	BBHA 9120D (1GHz~18GHz)_2022	Temp. / Humidity	24.7°C/46.2%
Polarity	Vertical	Site / Test Engineer	Jay Chu
Test Mode	Transmit by 802.11ax-HE40 at 5510MHz	Test Voltage	120V/60Hz

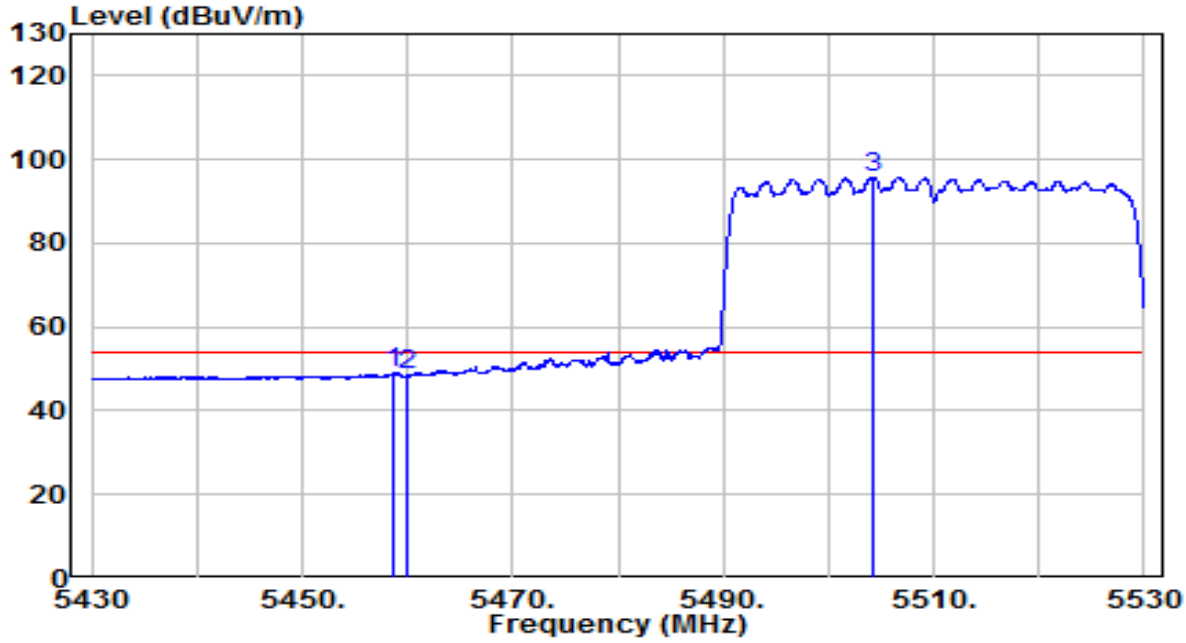

No		Frequency (MHz)	Reading (dBμV)	C.F (dB/m)	Measurement (dBμV/m)	Margin (dB)	Limit (dBμV/m)	Remark (QP/PK/AV)
1		5458.650	28.42	20.65	49.07	-4.93	54.00	Average
2		5460.000	27.74	20.65	48.39	-5.61	54.00	Average
3	*	5504.150	75.13	20.72	95.85	N/A	N/A	Average

Note:

1. " *", means this data is the worst emission level.

2. C.F (Correction Factor) = Antenna Factor (dB/m) + Cable Loss (dB) + 16dB Attenuation (dB) – Preamplifier(dB).

3. Measurement(dBμV/m) = Reading(dBμV) + C.F (Correction Factor).

EUT	ACCESS POINT	Date of Test	2022-08-23
Factor	BBHA 9120D (1GHz~18GHz)_2022	Temp. / Humidity	24.7°C/46.2%
Polarity	Horizontal	Site / Test Engineer	Jay Chu
Test Mode	Transmit by 802.11ax-HE40 at 5670MHz	Test Voltage	120V/60Hz

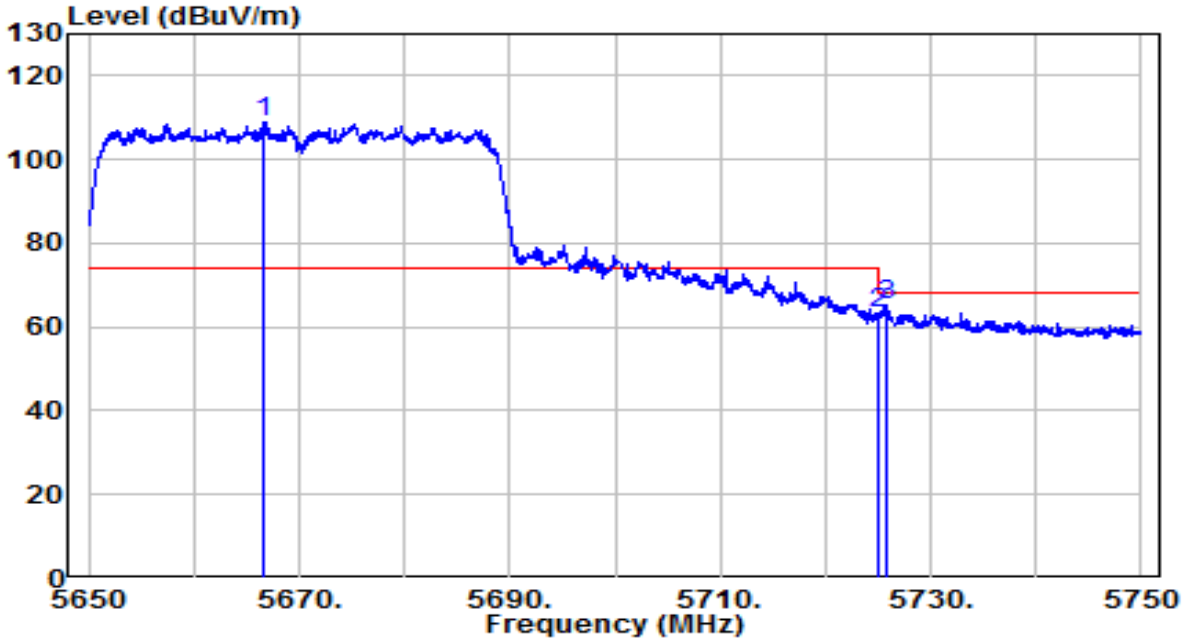

No		Frequency (MHz)	Reading (dBμV)	C.F (dB/m)	Measurement (dBμV/m)	Margin (dB)	Limit (dBμV/m)	Remark (QP/PK/AV)
1	*	5666.650	87.67	21.28	108.95	N/A	N/A	Peak
2		5725.000	41.61	21.48	63.09	-5.11	68.20	Peak
3		5725.900	43.93	21.48	65.41	-2.79	68.20	Peak

Note:

1. " *", means this data is the worst emission level.

2. C.F (Correction Factor) = Antenna Factor (dB/m) + Cable Loss (dB) + 16dB Attenuation (dB) – Preamplifier(dB).

3. Measurement(dBμV/m) = Reading(dBμV) + C.F (Correction Factor).

EUT	ACCESS POINT	Date of Test	2022-08-23
Factor	BBHA 9120D (1GHz~18GHz)_2022	Temp. / Humidity	24.7°C/46.2%
Polarity	Vertical	Site / Test Engineer	Jay Chu
Test Mode	Transmit by 802.11ax-HE40 at 5670MHz	Test Voltage	120V/60Hz

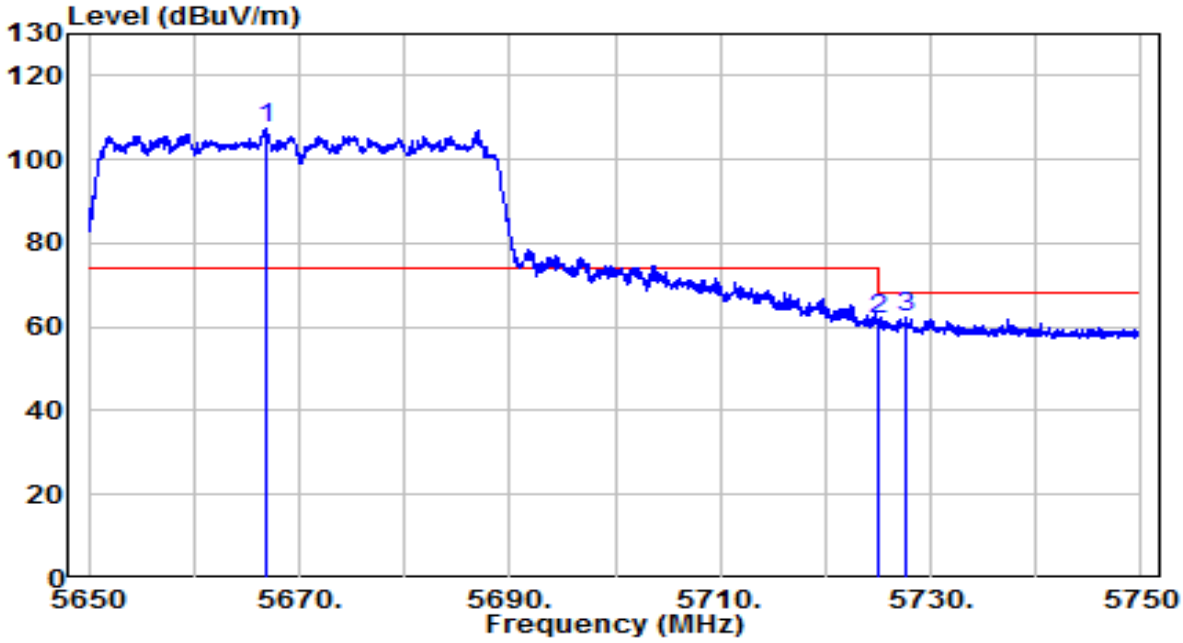

No		Frequency (MHz)	Reading (dBμV)	C.F (dB/m)	Measurement (dBμV/m)	Margin (dB)	Limit (dBμV/m)	Remark (QP/PK/AV)
1	*	5666.900	85.97	21.28	107.26	N/A	N/A	Peak
2		5725.000	40.41	21.48	61.88	-6.32	68.20	Peak
3		5727.700	41.01	21.49	62.50	-5.70	68.20	Peak

Note:

1. " *", means this data is the worst emission level.

2. C.F (Correction Factor) = Antenna Factor (dB/m) + Cable Loss (dB) + 16dB Attenuation (dB) – Preamplifier(dB).

3. Measurement(dBμV/m) = Reading(dBμV) + C.F (Correction Factor).

EUT	ACCESS POINT	Date of Test	2022-08-23
Factor	BBHA 9120D (1GHz~18GHz)_2022	Temp. / Humidity	24.7°C/46.2%
Polarity	Horizontal	Site / Test Engineer	Jay Chu
Test Mode	Transmit by 802.11ax-HE40 at 5755MHz	Test Voltage	120V/60Hz

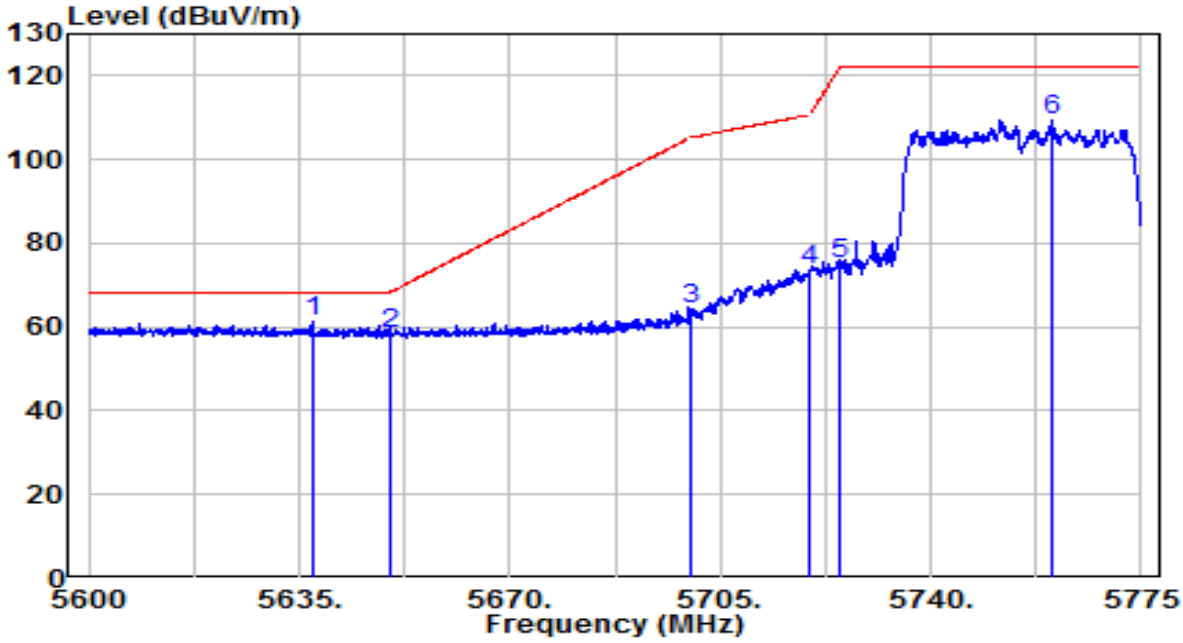

No		Frequency (MHz)	Reading (dBμV)	C.F (dB/m)	Measurement (dBμV/m)	Margin (dB)	Limit (dBμV/m)	Remark (QP/PK/AV)
1	*	5637.100	40.02	21.18	61.20	-7.00	68.20	Peak
2		5650.000	36.96	21.22	58.18	-10.02	68.20	Peak
3		5700.000	42.71	21.39	64.10	-41.10	105.20	Peak
4		5720.000	52.14	21.46	73.60	-37.20	110.80	Peak
5		5725.000	53.42	21.48	74.90	-47.30	122.20	Peak
6		5760.212	87.70	21.60	109.30	N/A	N/A	Peak

Note:

1. " *", means this data is the worst emission level.

2. C.F (Correction Factor) = Antenna Factor (dB/m) + Cable Loss (dB) + 16dB Attenuation (dB) – Preamplifier(dB).

3. Measurement(dBμV/m) = Reading(dBμV) + C.F (Correction Factor).

EUT	ACCESS POINT	Date of Test	2022-08-23
Factor	BBHA 9120D (1GHz~18GHz)_2022	Temp. / Humidity	24.7°C/46.2%
Polarity	Vertical	Site / Test Engineer	Jay Chu
Test Mode	Transmit by 802.11ax-HE40 at 5755MHz	Test Voltage	120V/60Hz

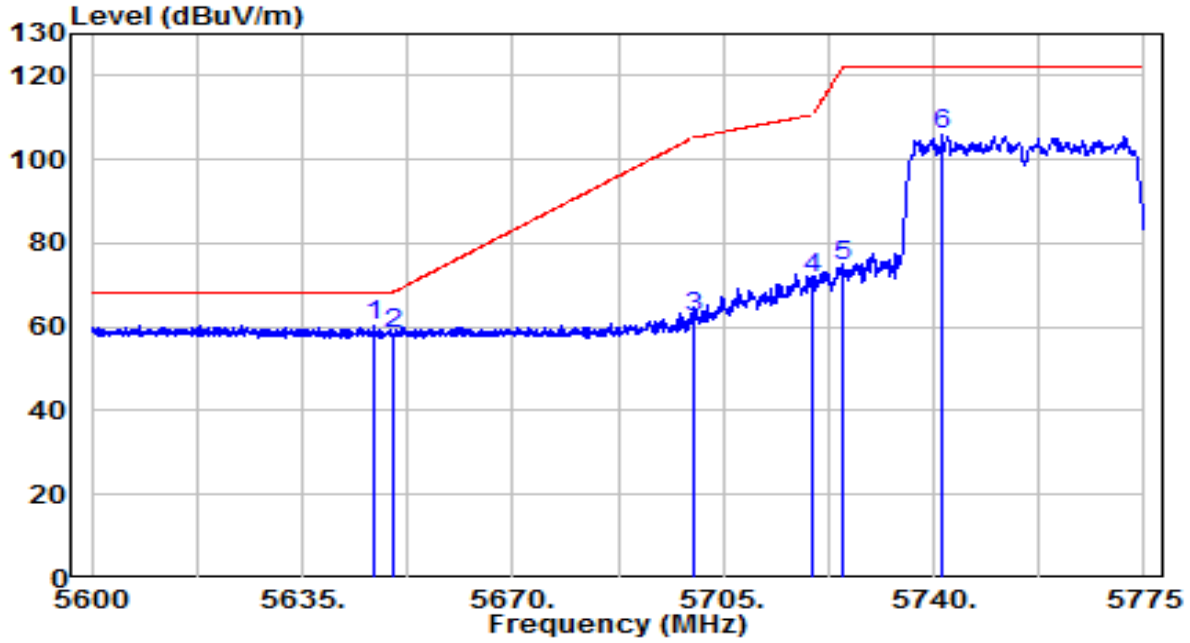

No		Frequency (MHz)	Reading (dBμV)	C.F (dB/m)	Measurement (dBμV/m)	Margin (dB)	Limit (dBμV/m)	Remark (QP/PK/AV)
1	*	5646.813	39.01	21.21	60.22	-7.98	68.20	Peak
2		5649.962	37.35	21.22	58.57	-9.63	68.20	Peak
3		5700.000	40.84	21.39	62.23	-42.97	105.20	Peak
4		5720.000	50.25	21.46	71.72	-39.08	110.80	Peak
5		5725.000	52.89	21.48	74.37	-47.83	122.20	Peak
6		5741.313	84.38	21.54	105.92	N/A	N/A	Peak

Note:

1. " *", means this data is the worst emission level.

2. C.F (Correction Factor) = Antenna Factor (dB/m) + Cable Loss (dB) + 16dB Attenuation (dB) – Preamplifier(dB).

3. Measurement(dBμV/m) = Reading(dBμV) + C.F (Correction Factor).

EUT	ACCESS POINT	Date of Test	2022-08-23
Factor	BBHA 9120D (1GHz~18GHz)_2022	Temp. / Humidity	24.7°C/46.2%
Polarity	Horizontal	Site / Test Engineer	Jay Chu
Test Mode	Transmit by 802.11ax-HE40 at 5795MHz	Test Voltage	120V/60Hz

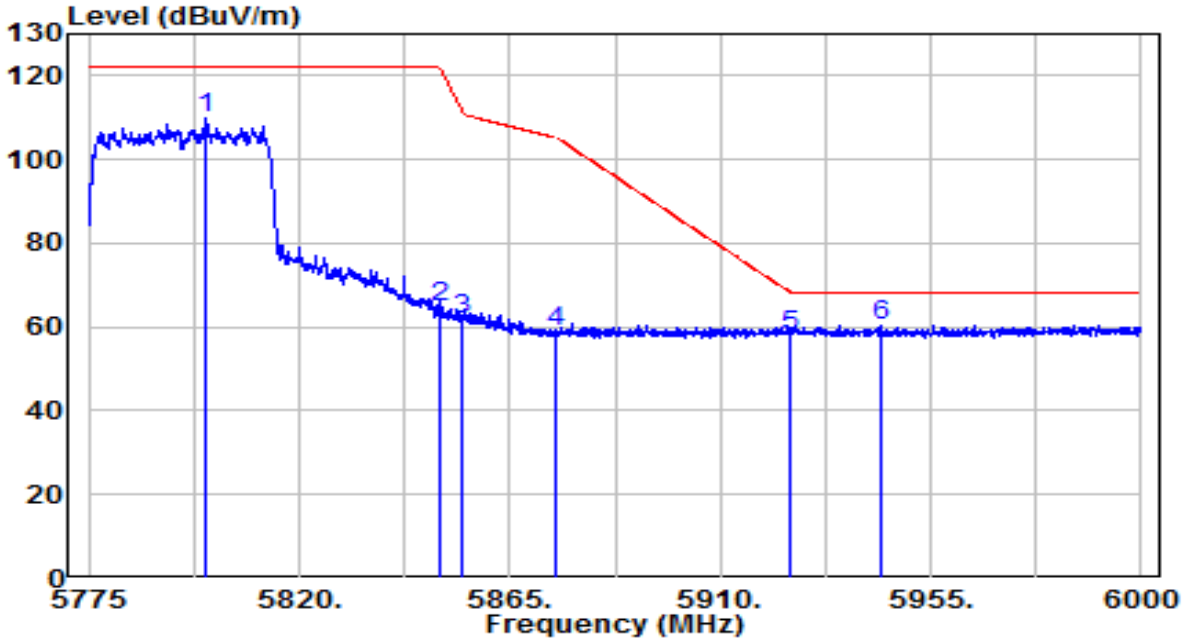

No		Frequency (MHz)	Reading (dBμV)	C.F (dB/m)	Measurement (dBμV/m)	Margin (dB)	Limit (dBμV/m)	Remark (QP/PK/AV)
1		5800.200	87.91	21.74	109.64	N/A	N/A	Peak
2		5850.000	43.01	21.91	64.92	-57.28	122.20	Peak
3		5855.000	39.98	21.92	61.91	-48.89	110.80	Peak
4		5875.000	36.96	21.99	58.95	-46.25	105.20	Peak
5		5925.000	35.83	22.16	57.99	-10.21	68.20	Peak
6	*	5944.650	38.31	22.23	60.54	-7.66	68.20	Peak

Note:

1. " *", means this data is the worst emission level.

2. C.F (Correction Factor) = Antenna Factor (dB/m) + Cable Loss (dB) + 16dB Attenuation (dB) – Preamplifier(dB).

3. Measurement(dBμV/m) = Reading(dBμV) + C.F (Correction Factor).

EUT	ACCESS POINT	Date of Test	2022-08-23
Factor	BBHA 9120D (1GHz~18GHz)_2022	Temp. / Humidity	24.7°C/46.2%
Polarity	Vertical	Site / Test Engineer	Jay Chu
Test Mode	Transmit by 802.11ax-HE40 at 5795MHz	Test Voltage	120V/60Hz

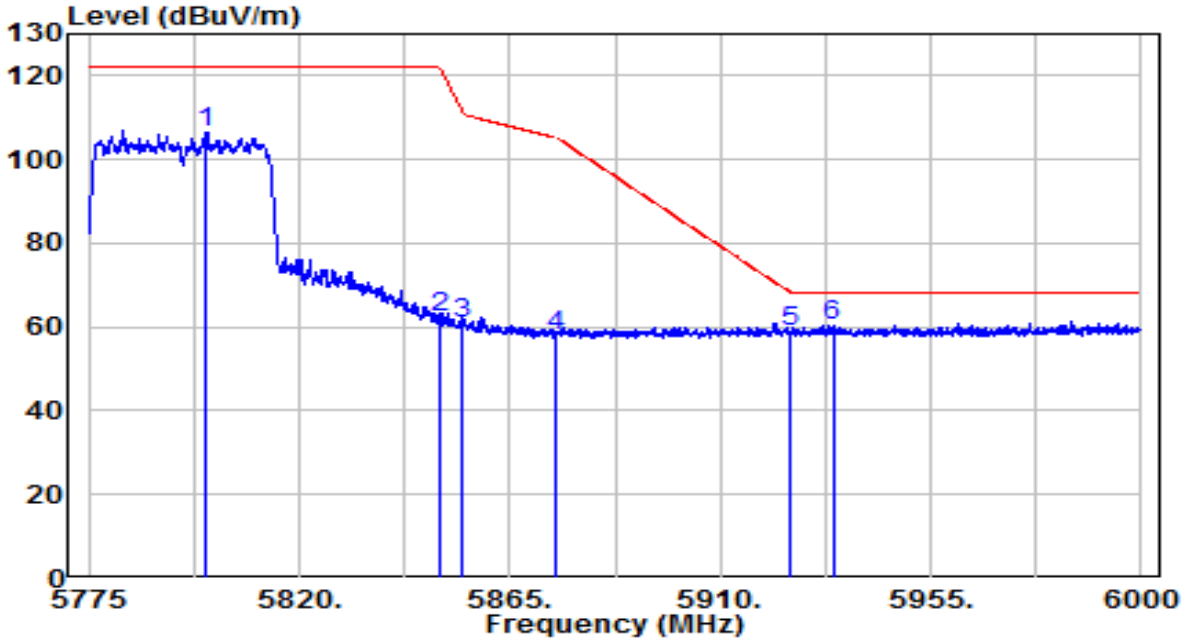

No		Frequency (MHz)	Reading (dBμV)	C.F (dB/m)	Measurement (dBμV/m)	Margin (dB)	Limit (dBμV/m)	Remark (QP/PK/AV)
1		5800.200	84.81	21.74	106.55	N/A	N/A	Peak
2		5850.000	40.24	21.91	62.15	-60.05	122.20	Peak
3		5855.000	38.72	21.92	60.64	-50.16	110.80	Peak
4		5875.000	36.06	21.99	58.05	-47.15	105.20	Peak
5		5925.000	36.73	22.16	58.90	-9.30	68.20	Peak
6	*	5934.075	38.35	22.19	60.55	-7.65	68.20	Peak

Note:

1. " *", means this data is the worst emission level.

2. C.F (Correction Factor) = Antenna Factor (dB/m) + Cable Loss (dB) + 16dB Attenuation (dB) – Preamplifier(dB).

3. Measurement(dBμV/m) = Reading(dBμV) + C.F (Correction Factor).

EUT	ACCESS POINT	Date of Test	2022-08-23
Factor	BBHA 9120D (1GHz~18GHz)_2022	Temp. / Humidity	24.7°C/46.2%
Polarity	Horizontal	Site / Test Engineer	Jay Chu
Test Mode	Transmit by 802.11ax-HE80 at 5210MHz	Test Voltage	120V/60Hz

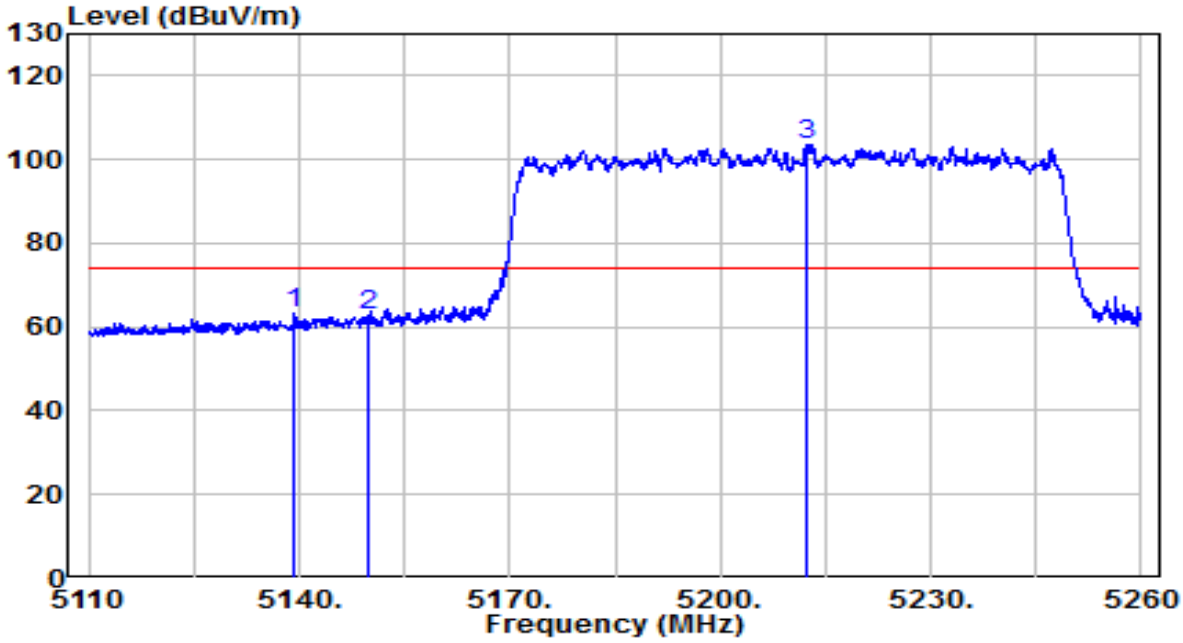

No		Frequency (MHz)	Reading (dBμV)	C.F (dB/m)	Measurement (dBμV/m)	Margin (dB)	Limit (dBμV/m)	Remark (QP/PK/AV)
1		5139.325	43.33	20.18	63.50	-10.50	74.00	Peak
2		5150.000	42.58	20.19	62.77	-11.23	74.00	Peak
3	*	5212.375	83.47	20.28	103.75	N/A	N/A	Peak

Note:

1. " *", means this data is the worst emission level.

2. C.F (Correction Factor) = Antenna Factor (dB/m) + Cable Loss (dB) + 16dB Attenuation (dB) – Preamplifier(dB).

3. Measurement(dBμV/m) = Reading(dBμV) + C.F (Correction Factor).

EUT	ACCESS POINT	Date of Test	2022-08-23
Factor	BBHA 9120D (1GHz~18GHz)_2022	Temp. / Humidity	24.7°C/46.2%
Polarity	Horizontal	Site / Test Engineer	Jay Chu
Test Mode	Transmit by 802.11ax-HE80 at 5210MHz	Test Voltage	120V/60Hz

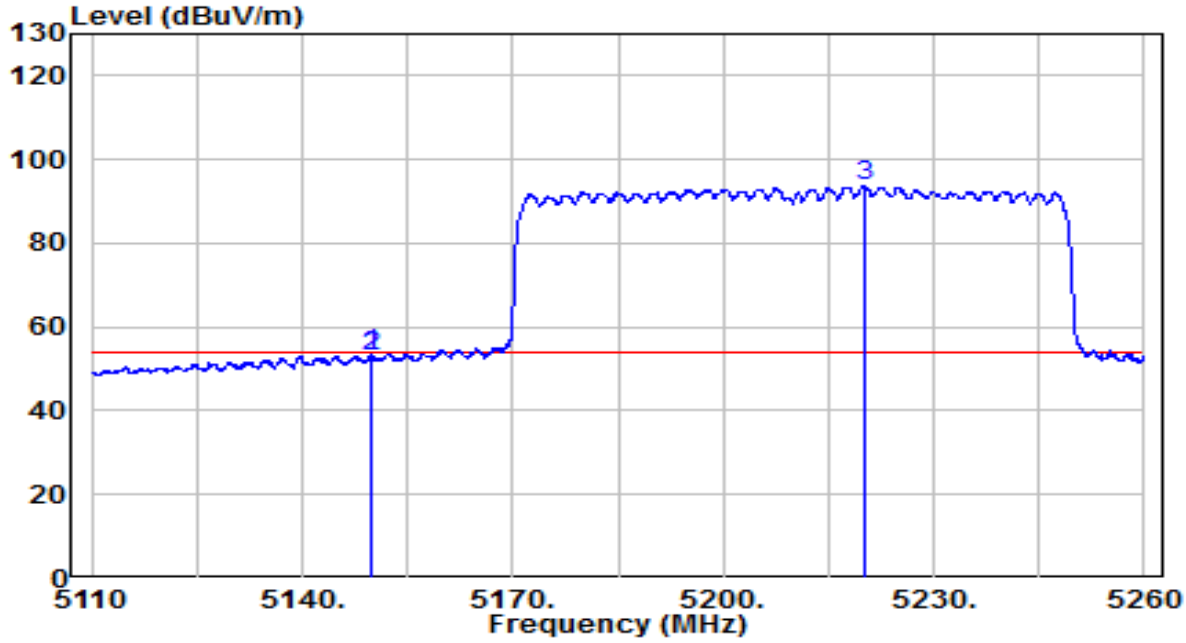

No		Frequency (MHz)	Reading (dBμV)	C.F (dB/m)	Measurement (dBμV/m)	Margin (dB)	Limit (dBμV/m)	Remark (QP/PK/AV)
1		5149.825	33.11	20.19	53.30	-0.70	54.00	Average
2		5149.975	32.99	20.19	53.18	-0.82	54.00	Average
3	*	5220.100	73.34	20.30	93.63	N/A	N/A	Average

Note:

1. " *", means this data is the worst emission level.

2. C.F (Correction Factor) = Antenna Factor (dB/m) + Cable Loss (dB) + 16dB Attenuation (dB) – Preamplifier(dB).

3. Measurement(dBμV/m) = Reading(dBμV) + C.F (Correction Factor).

EUT	ACCESS POINT	Date of Test	2022-08-23
Factor	BBHA 9120D (1GHz~18GHz)_2022	Temp. / Humidity	24.7°C/46.2%
Polarity	Vertical	Site / Test Engineer	Jay Chu
Test Mode	Transmit by 802.11ax-HE80 at 5210MHz	Test Voltage	120V/60Hz

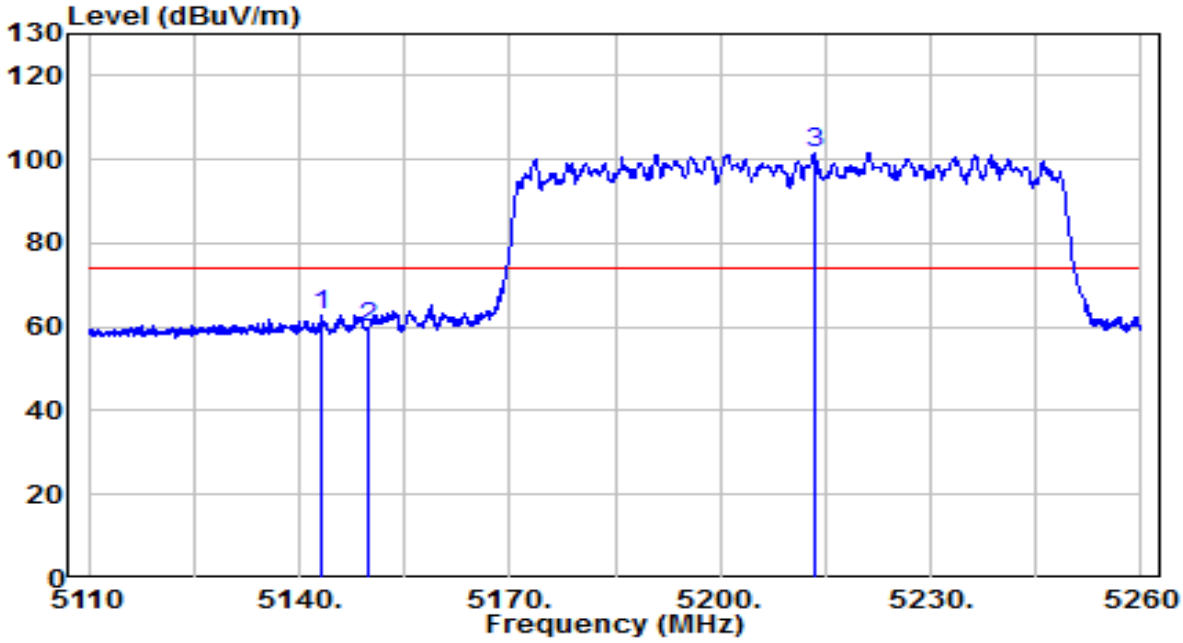

No		Frequency (MHz)	Reading (dBμV)	C.F (dB/m)	Measurement (dBμV/m)	Margin (dB)	Limit (dBμV/m)	Remark (QP/PK/AV)
1		5143.075	42.71	20.18	62.90	-11.10	74.00	Peak
2		5150.000	39.63	20.19	59.82	-14.18	74.00	Peak
3	*	5213.350	81.16	20.29	101.45	N/A	N/A	Peak

Note:

1. " *", means this data is the worst emission level.

2. C.F (Correction Factor) = Antenna Factor (dB/m) + Cable Loss (dB) + 16dB Attenuation (dB) – Preamplifier(dB).

3. Measurement(dBμV/m) = Reading(dBμV) + C.F (Correction Factor).

EUT	ACCESS POINT	Date of Test	2022-08-23
Factor	BBHA 9120D (1GHz~18GHz)_2022	Temp. / Humidity	24.7°C/46.2%
Polarity	Vertical	Site / Test Engineer	Jay Chu
Test Mode	Transmit by 802.11ax-HE80 at 5210MHz	Test Voltage	120V/60Hz

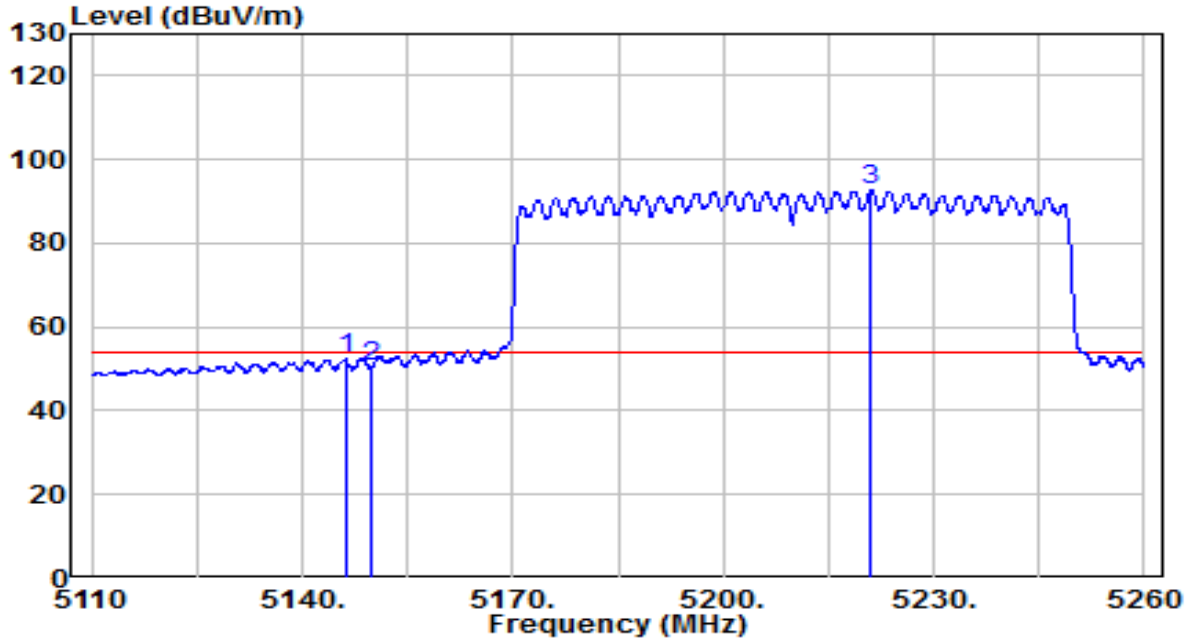

No		Frequency (MHz)	Reading (dBμV)	C.F (dB/m)	Measurement (dBμV/m)	Margin (dB)	Limit (dBμV/m)	Remark (QP/PK/AV)
1		5146.300	32.31	20.19	52.49	-1.51	54.00	Average
2		5150.000	30.37	20.19	50.56	-3.44	54.00	Average
3	*	5221.150	72.48	20.30	92.77	N/A	N/A	Average

Note:

1. " *", means this data is the worst emission level.

2. C.F (Correction Factor) = Antenna Factor (dB/m) + Cable Loss (dB) + 16dB Attenuation (dB) – Preamplifier(dB).

3. Measurement(dBμV/m) = Reading(dBμV) + C.F (Correction Factor).

EUT	ACCESS POINT	Date of Test	2022-08-23
Factor	BBHA 9120D (1GHz~18GHz)_2022	Temp. / Humidity	24.7°C/46.2%
Polarity	Horizontal	Site / Test Engineer	Jay Chu
Test Mode	Transmit by 802.11ax-HE80 at 5290MHz	Test Voltage	120V/60Hz

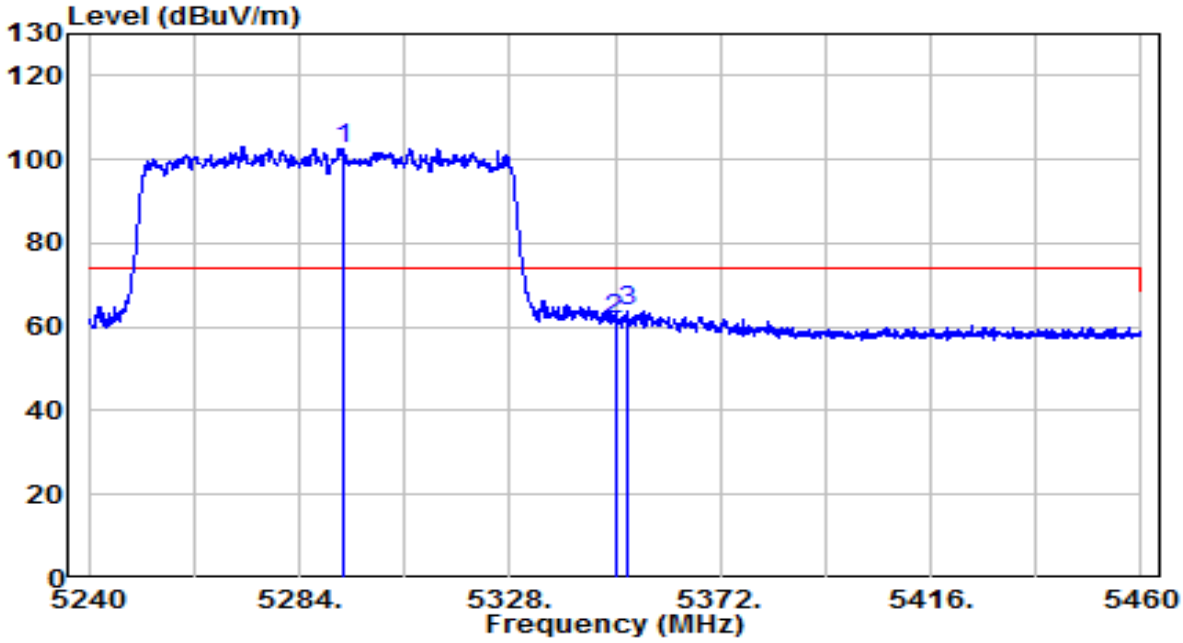

No		Frequency (MHz)	Reading (dBμV)	C.F (dB/m)	Measurement (dBμV/m)	Margin (dB)	Limit (dBμV/m)	Remark (QP/PK/AV)
1	*	5293.240	82.12	20.40	102.53	N/A	N/A	Peak
2		5350.000	41.25	20.49	61.74	-12.26	74.00	Peak
3		5352.420	43.31	20.49	63.80	-10.20	74.00	Peak

Note:

1. " *", means this data is the worst emission level.

2. C.F (Correction Factor) = Antenna Factor (dB/m) + Cable Loss (dB) + 16dB Attenuation (dB) – Preamplifier(dB).

3. Measurement(dBμV/m) = Reading(dBμV) + C.F (Correction Factor).

EUT	ACCESS POINT	Date of Test	2022-08-23
Factor	BBHA 9120D (1GHz~18GHz)_2022	Temp. / Humidity	24.7°C/46.2%
Polarity	Horizontal	Site / Test Engineer	Jay Chu
Test Mode	Transmit by 802.11ax-HE80 at 5290MHz	Test Voltage	120V/60Hz

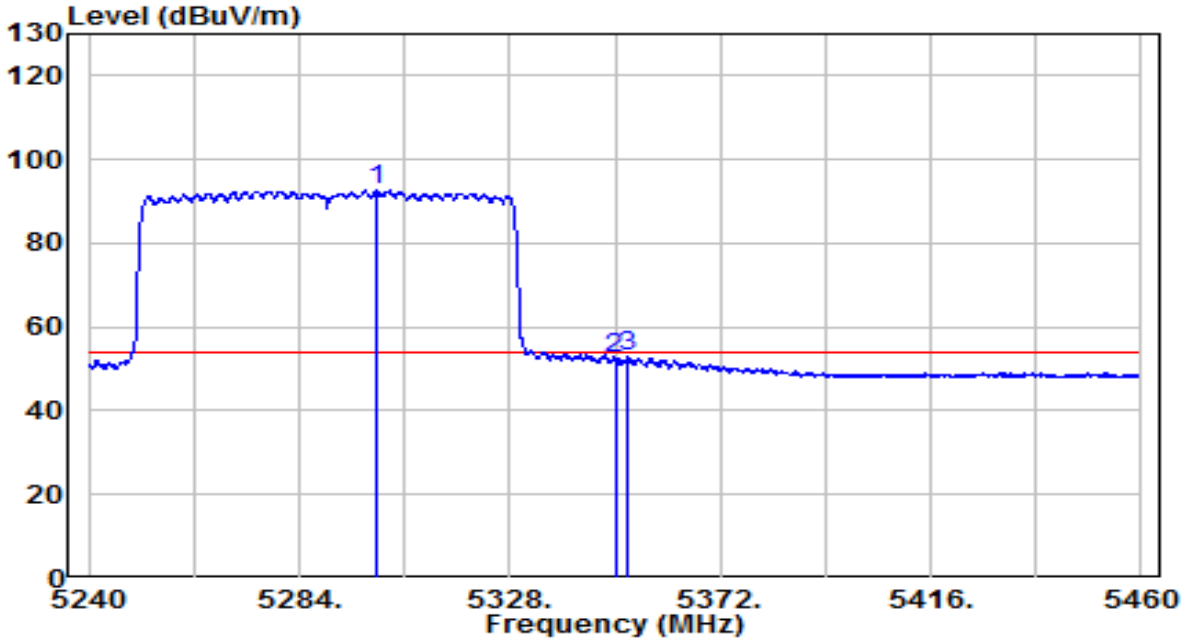

No		Frequency (MHz)	Reading (dBμV)	C.F (dB/m)	Measurement (dBμV/m)	Margin (dB)	Limit (dBμV/m)	Remark (QP/PK/AV)
1	*	5300.170	72.29	20.41	92.71	N/A	N/A	Average
2		5350.000	32.02	20.49	52.50	-1.50	54.00	Average
3	*	5352.420	32.52	20.49	53.01	-0.99	54.00	Average

Note:

1. " *", means this data is the worst emission level.

2. C.F (Correction Factor) = Antenna Factor (dB/m) + Cable Loss (dB) + 16dB Attenuation (dB) – Preamplifier(dB).

3. Measurement(dBμV/m) = Reading(dBμV) + C.F (Correction Factor).

EUT	ACCESS POINT	Date of Test	2022-08-23
Factor	BBHA 9120D (1GHz~18GHz)_2022	Temp. / Humidity	24.7°C/46.2%
Polarity	Vertical	Site / Test Engineer	Jay Chu
Test Mode	Transmit by 802.11ax-HE80 at 5290MHz	Test Voltage	120V/60Hz

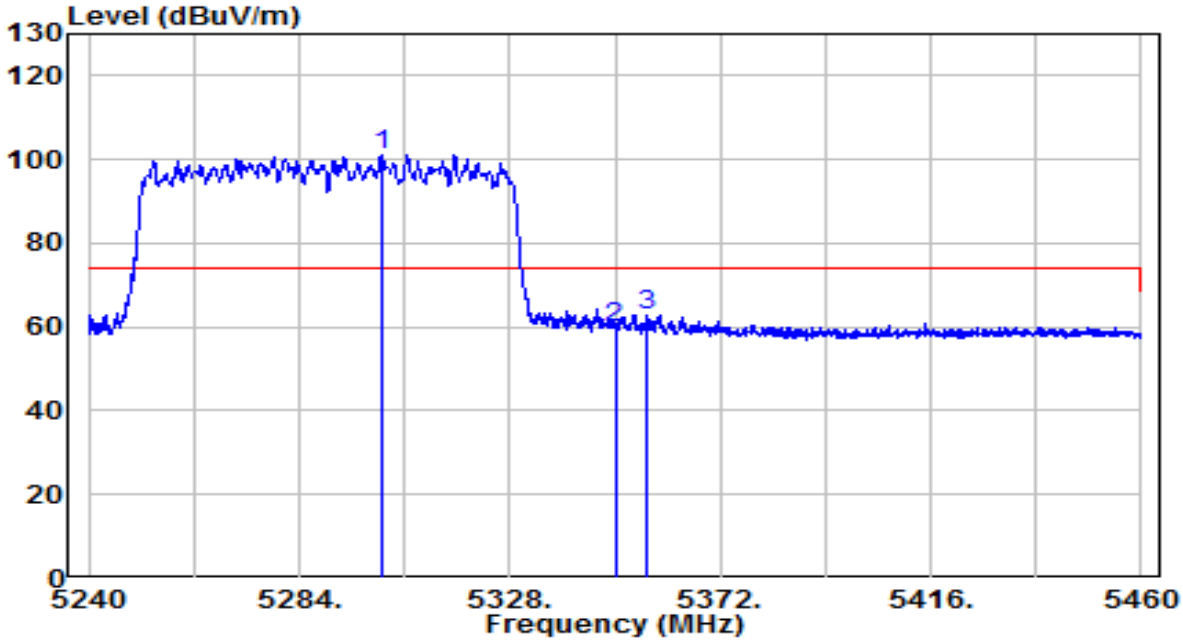

No		Frequency (MHz)	Reading (dBμV)	C.F (dB/m)	Measurement (dBμV/m)	Margin (dB)	Limit (dBμV/m)	Remark (QP/PK/AV)
1	*	5301.270	80.86	20.42	101.28	N/A	N/A	Peak
2		5350.000	39.12	20.49	59.61	-14.39	74.00	Peak
3		5356.820	42.47	20.50	62.97	-11.03	74.00	Peak

Note:

1. " *", means this data is the worst emission level.

2. C.F (Correction Factor) = Antenna Factor (dB/m) + Cable Loss (dB) + 16dB Attenuation (dB) – Preamplifier(dB).

3. Measurement(dBμV/m) = Reading(dBμV) + C.F (Correction Factor).

EUT	ACCESS POINT	Date of Test	2022-08-23
Factor	BBHA 9120D (1GHz~18GHz)_2022	Temp. / Humidity	24.7°C/46.2%
Polarity	Vertical	Site / Test Engineer	Jay Chu
Test Mode	Transmit by 802.11ax-HE80 at 5290MHz	Test Voltage	120V/60Hz

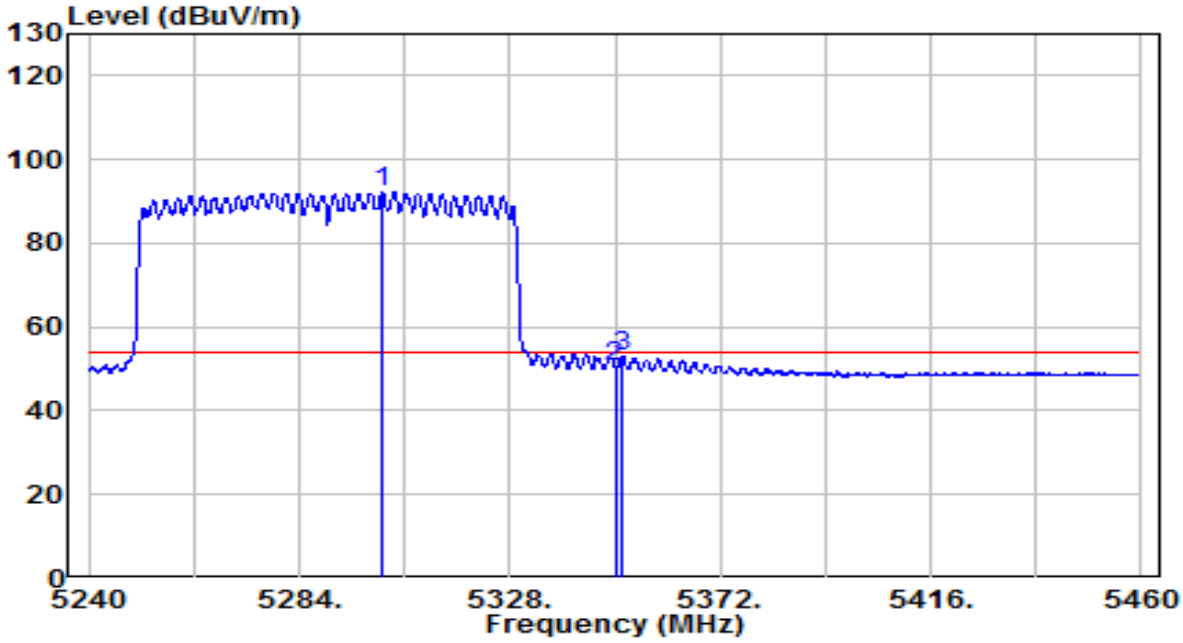

No		Frequency (MHz)	Reading (dBµV)	C.F (dB/m)	Measurement (dBµV/m)	Margin (dB)	Limit (dBµV/m)	Remark (QP/PK/AV)
1	*	5301.270	71.93	20.42	92.34	N/A	N/A	Average
2		5350.000	30.02	20.49	50.51	-3.49	54.00	Average
3		5351.650	32.56	20.49	53.05	-0.95	54.00	Average

Note:

1. " *", means this data is the worst emission level.

2. C.F (Correction Factor) = Antenna Factor (dB/m) + Cable Loss (dB) + 16dB Attenuation (dB) – Preamplifier(dB).

3. Measurement(dBµV/m) = Reading(dBµV) + C.F (Correction Factor).

EUT	ACCESS POINT	Date of Test	2022-08-23
Factor	BBHA 9120D (1GHz~18GHz)_2022	Temp. / Humidity	24.7°C/46.2%
Polarity	Horizontal	Site / Test Engineer	Jay Chu
Test Mode	Transmit by 802.11ax-HE80 at 5530MHz	Test Voltage	120V/60Hz

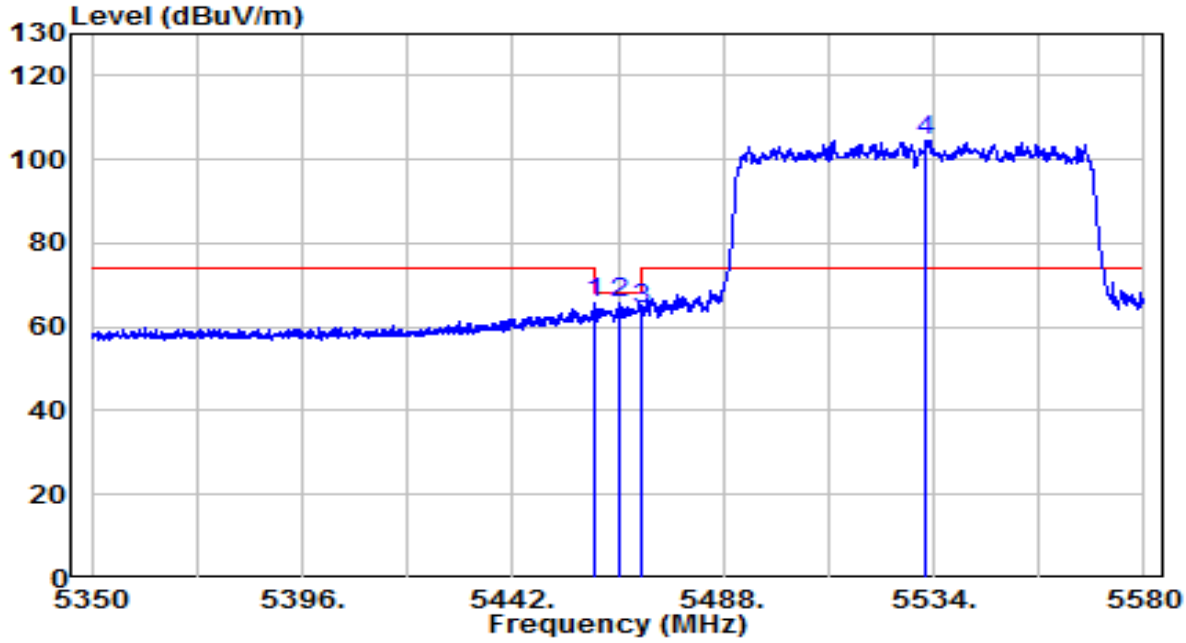

No		Frequency (MHz)	Reading (dBμV)	C.F (dB/m)	Measurement (dBμV/m)	Margin (dB)	Limit (dBμV/m)	Remark (QP/PK/AV)
1		5460.055	44.89	20.65	65.54	-2.66	68.20	Peak
2		5465.575	45.11	20.66	65.77	-2.43	68.20	Peak
3		5470.000	43.55	20.67	64.22	-3.98	68.20	Peak
4	*	5532.275	83.79	20.82	104.61	N/A	N/A	Peak

Note:

1. " *", means this data is the worst emission level.

2. C.F (Correction Factor) = Antenna Factor (dB/m) + Cable Loss (dB) + 16dB Attenuation (dB) – Preamplifier(dB).

3. Measurement(dBμV/m) = Reading(dBμV) + C.F (Correction Factor).

EUT	ACCESS POINT	Date of Test	2022-08-23
Factor	BBHA 9120D (1GHz~18GHz)_2022	Temp. / Humidity	24.7°C/46.2%
Polarity	Horizontal	Site / Test Engineer	Jay Chu
Test Mode	Transmit by 802.11ax-HE80 at 5530MHz	Test Voltage	120V/60Hz

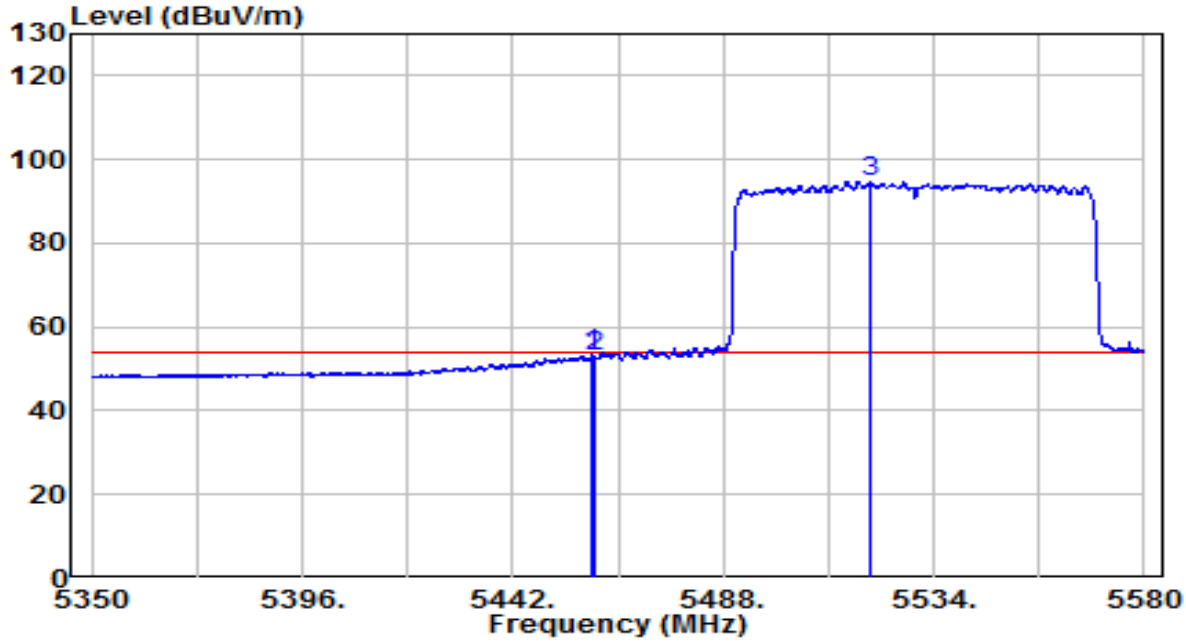

No		Frequency (MHz)	Reading (dBμV)	C.F (dB/m)	Measurement (dBμV/m)	Margin (dB)	Limit (dBμV/m)	Remark (QP/PK/AV)
1		5459.480	32.71	20.65	53.36	-0.64	54.00	Average
2		5460.000	32.25	20.65	52.90	-1.10	54.00	Average
3	*	5519.970	74.14	20.78	94.92	N/A	N/A	Average

Note:

1. " *", means this data is the worst emission level.

2. C.F (Correction Factor) = Antenna Factor (dB/m) + Cable Loss (dB) + 16dB Attenuation (dB) – Preamplifier(dB).

3. Measurement(dBμV/m) = Reading(dBμV) + C.F (Correction Factor).

EUT	ACCESS POINT	Date of Test	2022-08-23
Factor	BBHA 9120D (1GHz~18GHz)_2022	Temp. / Humidity	24.7°C/46.2%
Polarity	Vertical	Site / Test Engineer	Jay Chu
Test Mode	Transmit by 802.11ax-HE80 at 5530MHz	Test Voltage	120V/60Hz

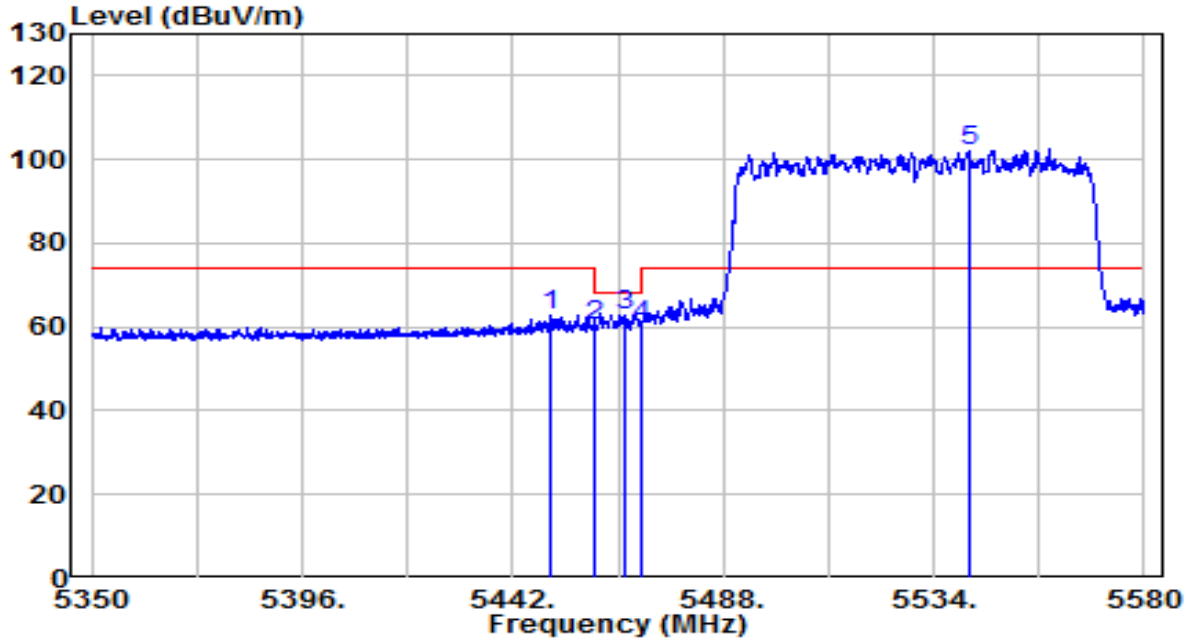

No		Frequency (MHz)	Reading (dBμV)	C.F (dB/m)	Measurement (dBμV/m)	Margin (dB)	Limit (dBμV/m)	Remark (QP/PK/AV)
1		5450.395	42.03	20.64	62.66	-11.34	74.00	Peak
2		5460.000	39.44	20.65	60.09	-8.11	68.20	Peak
3		5466.265	42.03	20.66	62.69	-5.51	68.20	Peak
4		5470.000	39.88	20.67	60.55	-7.65	68.20	Peak
5	*	5541.935	81.32	20.85	102.17	N/A	N/A	Peak

Note:

1. " *", means this data is the worst emission level.

2. C.F (Correction Factor) = Antenna Factor (dB/m) + Cable Loss (dB) + 16dB Attenuation (dB) – Preamplifier(dB).

3. Measurement(dBμV/m) = Reading(dBμV) + C.F (Correction Factor).

EUT	ACCESS POINT	Date of Test	2022-08-23
Factor	BBHA 9120D (1GHz~18GHz)_2022	Temp. / Humidity	24.7°C/46.2%
Polarity	Vertical	Site / Test Engineer	Jay Chu
Test Mode	Transmit by 802.11ax-HE80 at 5530MHz	Test Voltage	120V/60Hz

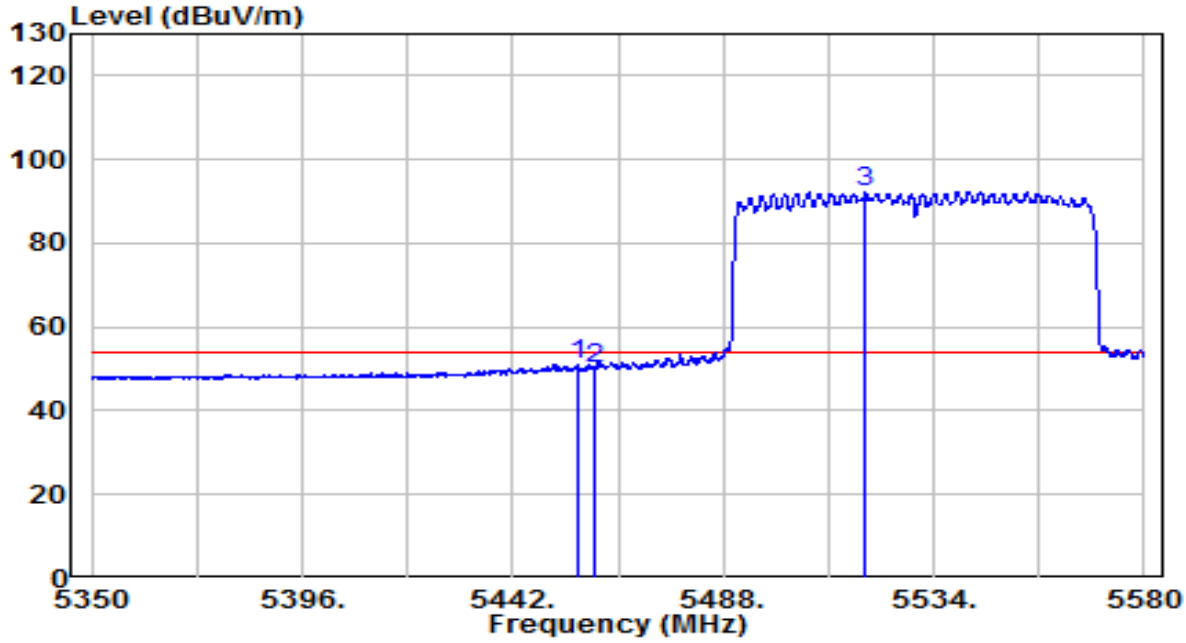

No		Frequency (MHz)	Reading (dBμV)	C.F (dB/m)	Measurement (dBμV/m)	Margin (dB)	Limit (dBμV/m)	Remark (QP/PK/AV)
1		5456.260	30.57	20.65	51.21	-2.79	54.00	Average
2		5460.000	29.42	20.65	50.07	-3.93	54.00	Average
3	*	5519.050	71.32	20.78	92.10	N/A	N/A	Average

Note:

1. " *", means this data is the worst emission level.

2. C.F (Correction Factor) = Antenna Factor (dB/m) + Cable Loss (dB) + 16dB Attenuation (dB) – Preamplifier(dB).

3. Measurement(dBμV/m) = Reading(dBμV) + C.F (Correction Factor).

EUT	ACCESS POINT	Date of Test	2022-08-23
Factor	BBHA 9120D (1GHz~18GHz)_2022	Temp. / Humidity	24.7°C/46.2%
Polarity	Horizontal	Site / Test Engineer	Jay Chu
Test Mode	Transmit by 802.11ax-HE80 at 5610MHz	Test Voltage	120V/60Hz

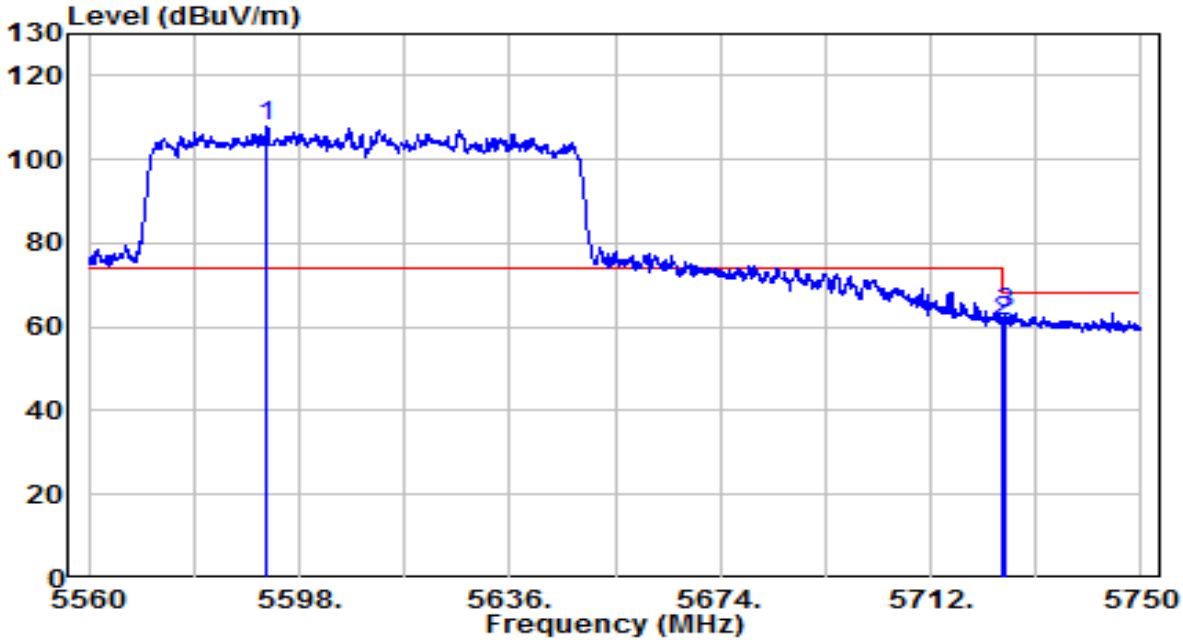

No		Frequency (MHz)	Reading (dBμV)	C.F (dB/m)	Measurement (dBμV/m)	Margin (dB)	Limit (dBμV/m)	Remark (QP/PK/AV)
1	*	5592.015	86.89	21.02	107.91	N/A	N/A	Peak
2		5725.000	40.07	21.48	61.55	-6.65	68.20	Peak
3		5725.585	42.00	21.48	63.48	-4.72	68.20	Peak

Note:

1. " *", means this data is the worst emission level.

2. C.F (Correction Factor) = Antenna Factor (dB/m) + Cable Loss (dB) + 16dB Attenuation (dB) – Preamplifier(dB).

3. Measurement(dBμV/m) = Reading(dBμV) + C.F (Correction Factor).

EUT	ACCESS POINT	Date of Test	2022-08-23
Factor	BBHA 9120D (1GHz~18GHz)_2022	Temp. / Humidity	24.7°C/46.2%
Polarity	Vertical	Site / Test Engineer	Jay Chu
Test Mode	Transmit by 802.11ax-HE80 at 5610MHz	Test Voltage	120V/60Hz

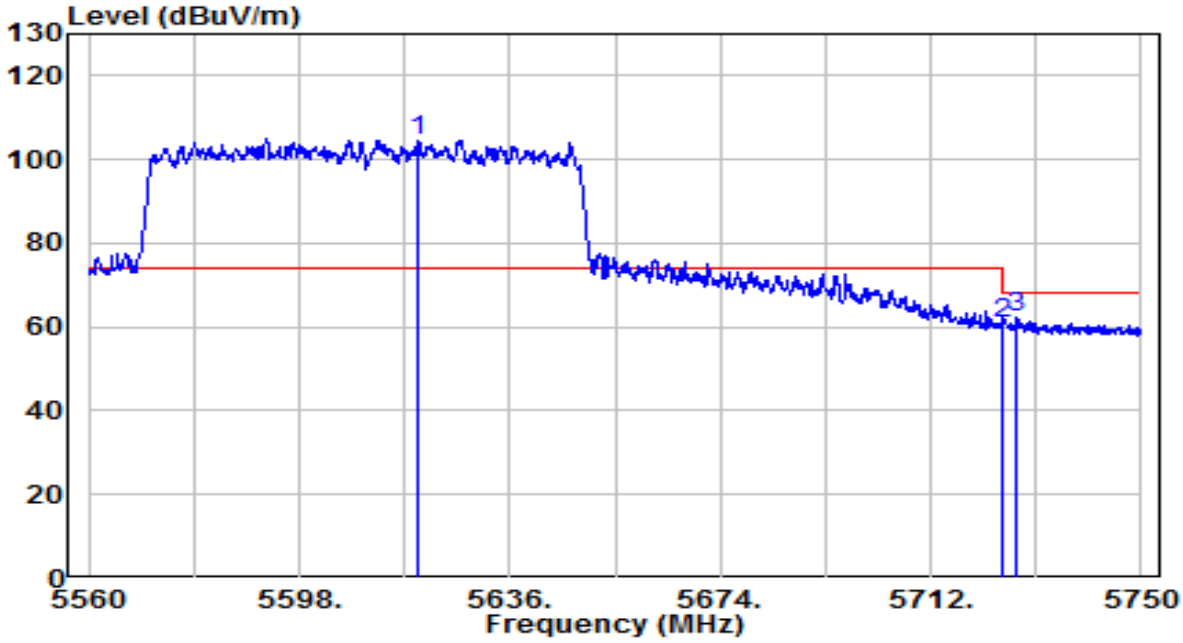

No		Frequency (MHz)	Reading (dBμV)	C.F (dB/m)	Measurement (dBμV/m)	Margin (dB)	Limit (dBμV/m)	Remark (QP/PK/AV)
1	*	5619.565	83.58	21.12	104.70	N/A	N/A	Peak
2		5725.000	39.24	21.48	60.72	-7.48	68.20	Peak
3		5727.580	40.88	21.49	62.37	-5.83	68.20	Peak

Note:

1. " *", means this data is the worst emission level.

2. C.F (Correction Factor) = Antenna Factor (dB/m) + Cable Loss (dB) + 16dB Attenuation (dB) – Preamplifier(dB).

3. Measurement(dBμV/m) = Reading(dBμV) + C.F (Correction Factor).

EUT	ACCESS POINT	Date of Test	2022-08-23
Factor	BBHA 9120D (1GHz~18GHz)_2022	Temp. / Humidity	24.7°C/46.2%
Polarity	Horizontal	Site / Test Engineer	Jay Chu
Test Mode	Transmit by 802.11ax-HE80 at 5775MHz	Test Voltage	120V/60Hz

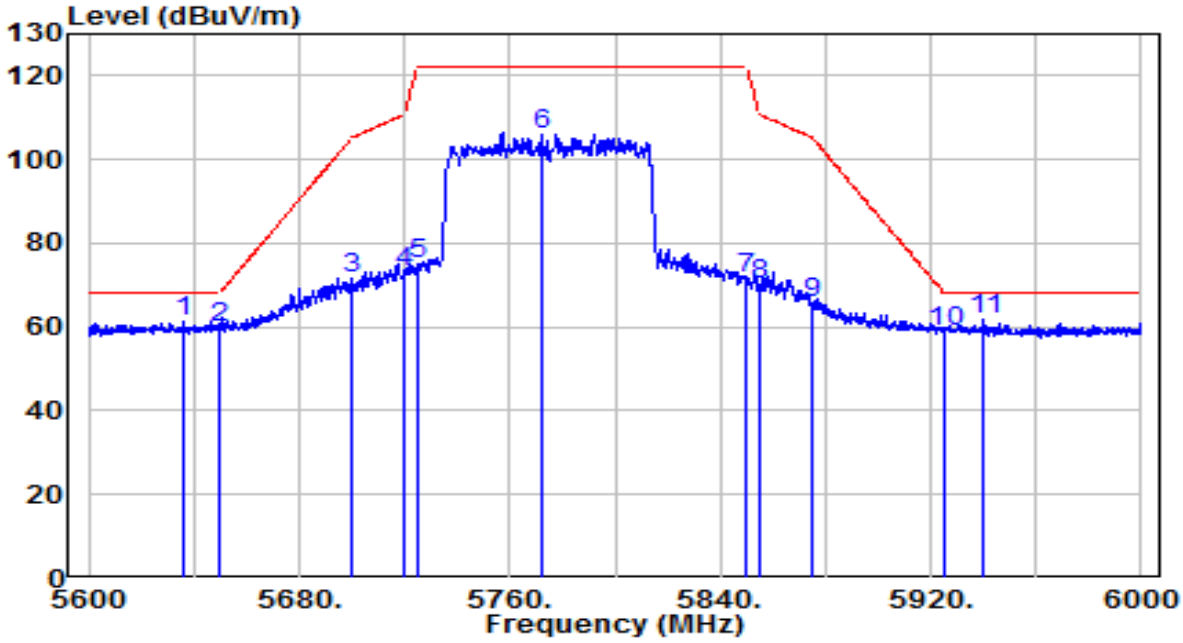

No		Frequency (MHz)	Reading (dBμV)	C.F (dB/m)	Measurement (dBμV/m)	Margin (dB)	Limit (dBμV/m)	Remark (QP/PK/AV)
1		5635.800	40.01	21.17	61.19	-7.01	68.20	Peak
2		5650.000	38.66	21.22	59.89	-8.31	68.20	Peak
3		5700.000	50.16	21.39	71.56	-33.64	105.20	Peak
4		5720.000	51.59	21.46	73.05	-37.75	110.80	Peak
5		5725.000	53.73	21.48	75.21	-46.99	122.20	Peak
6		5772.000	84.40	21.64	106.04	N/A	N/A	Peak
7		5850.000	49.75	21.91	71.65	-50.55	122.20	Peak
8		5855.000	48.42	21.92	70.35	-40.45	110.80	Peak
9		5875.000	43.78	21.99	65.77	-39.43	105.20	Peak
10		5925.000	36.94	22.16	59.11	-9.09	68.20	Peak
11	*	5940.400	39.40	22.22	61.62	-6.58	68.20	Peak

Note:

1. " *", means this data is the worst emission level.

2. C.F (Correction Factor) = Antenna Factor (dB/m) + Cable Loss (dB) + 16dB Attenuation (dB) – Preamplifier(dB).

3. Measurement(dBμV/m) = Reading(dBμV) + C.F (Correction Factor).

EUT	ACCESS POINT	Date of Test	2022-08-23
Factor	BBHA 9120D (1GHz~18GHz)_2022	Temp. / Humidity	24.7°C/46.2%
Polarity	Vertical	Site / Test Engineer	Jay Chu
Test Mode	Transmit by 802.11ax-HE80 at 5775MHz	Test Voltage	120V/60Hz

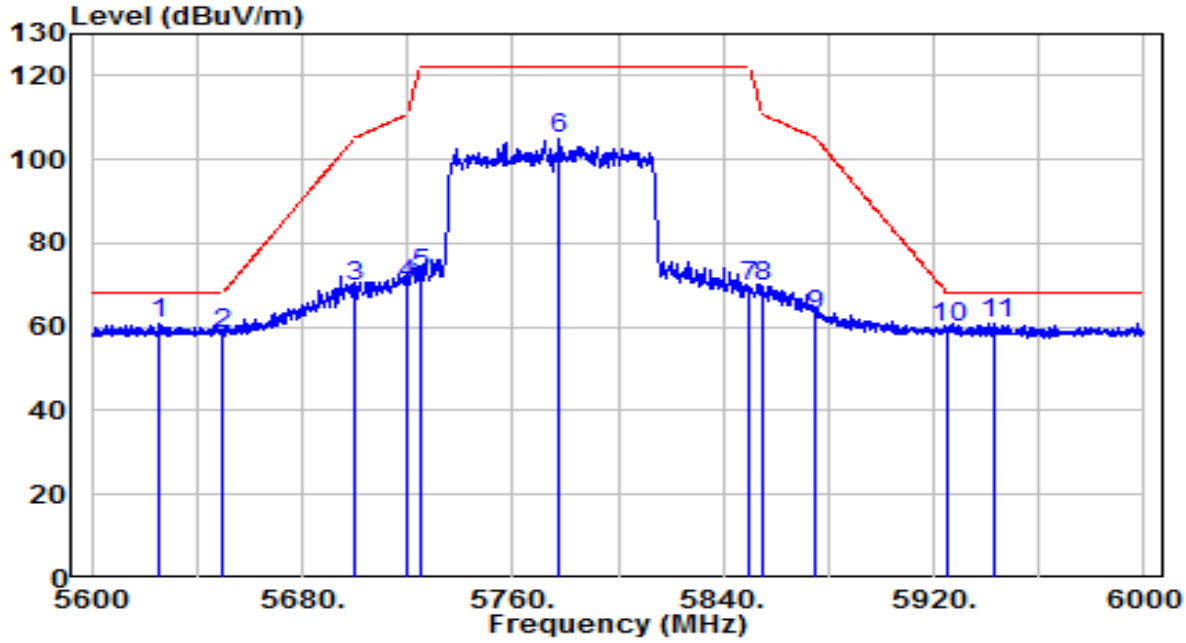

No		Frequency (MHz)	Reading (dBμV)	C.F (dB/m)	Measurement (dBμV/m)	Margin (dB)	Limit (dBμV/m)	Remark (QP/PK/AV)
1		5625.400	39.73	21.14	60.86	-7.34	68.20	Peak
2		5650.000	36.91	21.22	58.13	-10.07	68.20	Peak
3		5700.000	48.33	21.39	69.73	-35.47	105.20	Peak
4		5720.000	48.82	21.46	70.28	-40.52	110.80	Peak
5		5725.000	51.12	21.48	72.60	-49.60	122.20	Peak
6		5777.400	83.13	21.66	104.78	N/A	N/A	Peak
7		5850.000	47.72	21.91	69.62	-52.58	122.20	Peak
8		5855.000	47.81	21.92	69.74	-41.06	110.80	Peak
9		5875.000	40.67	21.99	62.66	-42.54	105.20	Peak
10		5925.000	37.61	22.16	59.78	-8.42	68.20	Peak
11	*	5943.200	38.71	22.23	60.93	-7.27	68.20	Peak

Note:

1. " *", means this data is the worst emission level.

2. C.F (Correction Factor) = Antenna Factor (dB/m) + Cable Loss (dB) + 16dB Attenuation (dB) – Preamplifier(dB).

3. Measurement(dBμV/m) = Reading(dBμV) + C.F (Correction Factor).

7.9. AC Conducted Emissions Measurement

7.9.1. Test Limit

FCC Part 15.207 Limits		
Frequency (MHz)	QP (dBμV)	AV (dBμV)
0.15 - 0.50	66 - 56	56 - 46
0.50 - 5.0	56	46
5.0 - 30	60	50

Note 1: The lower limit shall apply at the transition frequencies.

Note 2: The limit decreases linearly with the logarithm of the frequency in the range 0.15MHz to 0.5MHz.

7.9.2. Test Setup

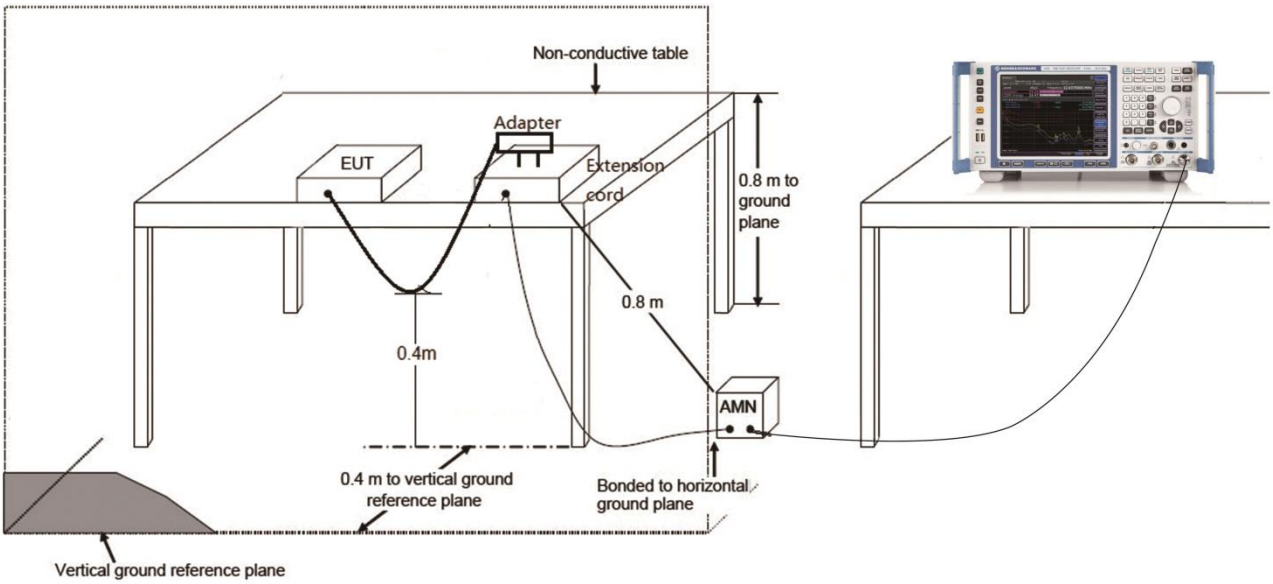

7.9.3.Test Result

EUT	ACCESS POINT	Date of Test	2022-09-19
Factor	CE_ENV216-L1 (Filter OFF)_2022	Temp. / Humidity	24.7°C /59.0%
Polarity	Line1	Site / Test Engineer	SR2 / Eric Lin
Test Mode	Transmit by 802.11a at 5180MHz	Test Voltage	120V/60Hz

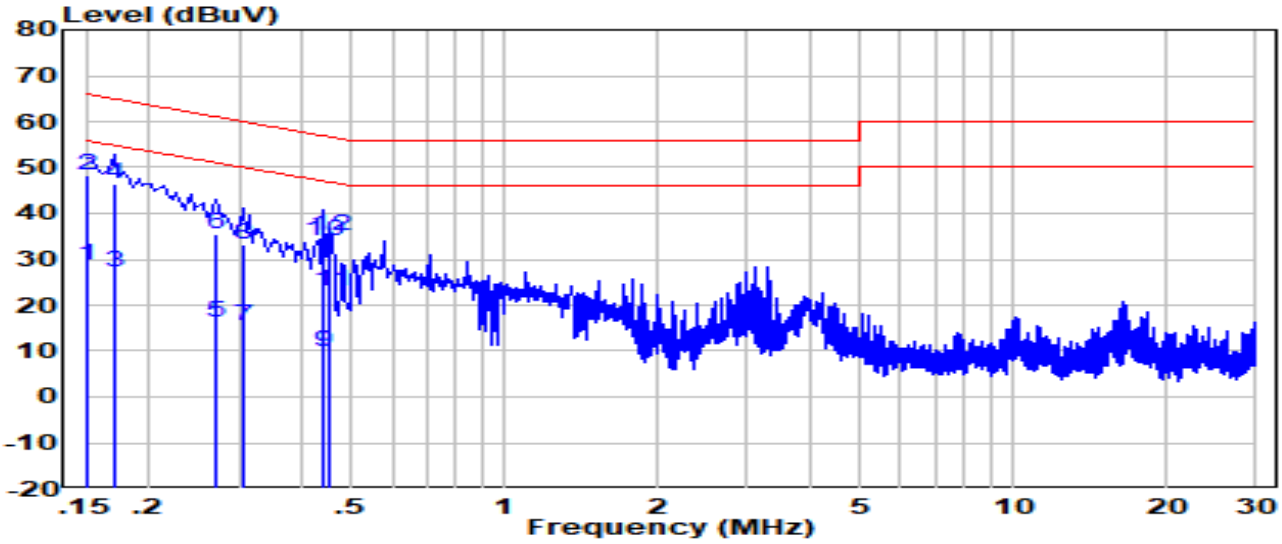

No		Frequency (MHz)	Reading (dBµV)	C.F (dB)	Measurement (dBµV)	Margin (dB)	Limit (dBµV)	Remark (QP/PK/AV)
1		0.150	19.02	9.62	28.64	-27.36	56.00	Average
2	*	0.150	38.62	9.62	48.24	-17.76	66.00	QP
3		0.170	17.53	9.62	27.15	-27.81	54.96	Average
4		0.170	36.73	9.62	46.35	-18.61	64.96	QP
5		0.270	6.74	9.63	16.37	-34.75	51.12	Average
6		0.270	25.94	9.63	35.57	-25.55	61.12	QP
7		0.306	5.74	9.63	15.37	-34.70	50.08	Average
8		0.306	23.74	9.63	33.37	-26.70	60.08	QP
9		0.442	0.05	9.64	9.69	-37.34	47.02	Average
10		0.442	24.35	9.64	33.99	-23.04	57.02	QP
11		0.454	13.45	9.64	23.09	-23.71	46.80	Average
12		0.454	25.35	9.64	34.99	-21.81	56.80	QP

Note:

1. " *", means this data is the worst emission level.
2. C.F (Correction Factor) = LISN Factor (dB)+ Cable Loss (dB).
3. Measurement(dBµV) = Reading(dBµV) + C.F (Correction Factor).

EUT	ACCESS POINT	Date of Test	2022-09-19
Factor	CE_ENV216-N (Filter OFF)_2022	Temp. / Humidity	24.7°C /59.0%
Polarity	Neutral	Site / Test Engineer	SR2 / Eric Lin
Test Mode	Transmit by 802.11a at 5180MHz	Test Voltage	120V/60Hz

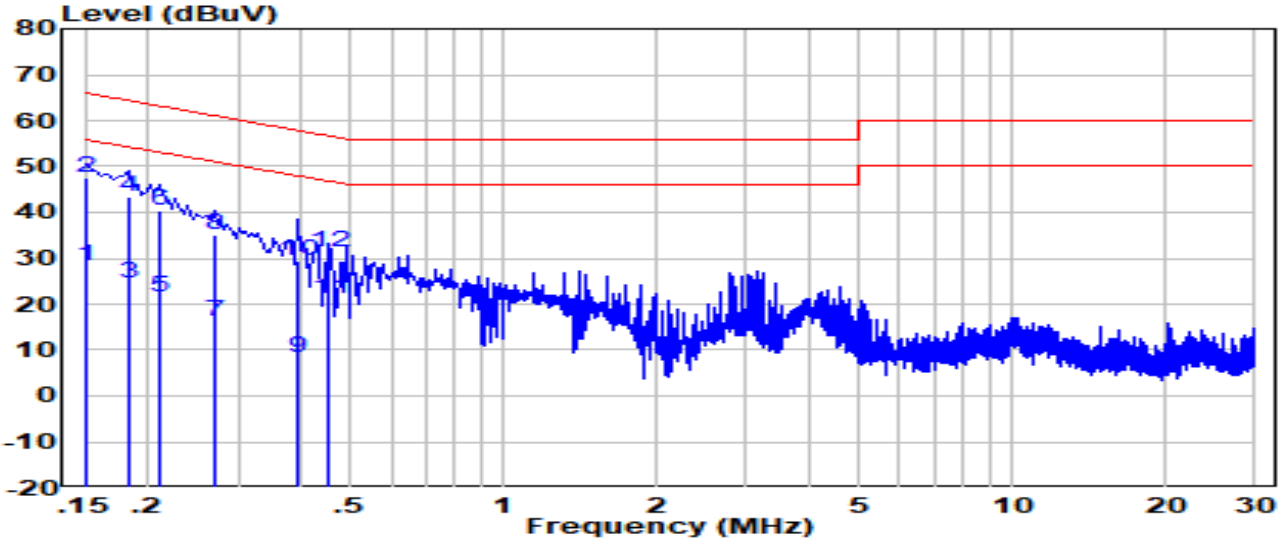

No		Frequency (MHz)	Reading (dBμV)	C.F (dB)	Measurement (dBμV)	Margin (dB)	Limit (dBμV)	Remark (QP/PK/AV)
1		0.150	18.82	9.62	28.44	-27.56	56.00	Average
2	*	0.150	37.82	9.62	47.44	-18.56	66.00	QP
3		0.182	14.73	9.62	24.35	-30.04	54.39	Average
4		0.182	33.83	9.62	43.45	-20.94	64.39	QP
5		0.210	12.04	9.62	21.66	-31.55	53.21	Average
6		0.210	30.94	9.62	40.56	-22.65	63.21	QP
7		0.270	6.74	9.63	16.37	-34.75	51.12	Average
8		0.270	25.54	9.63	35.17	-25.95	61.12	QP
9		0.394	-1.24	9.63	8.39	-39.59	47.98	Average
10		0.394	19.96	9.63	29.59	-28.39	57.98	QP
11		0.454	11.36	9.64	21.00	-25.81	46.80	Average
12		0.454	21.76	9.64	31.40	-25.41	56.80	QP

Note:

1. " *", means this data is the worst emission level.
2. C.F (Correction Factor) = LISN Factor (dB)+ Cable Loss (dB).
3. Measurement(dBμV) = Reading(dBμV) + C.F (Correction Factor).

Appendix A - Test Setup Photograph

Refer to “Test Setup Photo” file.

Appendix B - EUT Photograph

Refer to “EUT Photo” file.

The End