Site: WZ-AC2	Test Date: 2023-07-16
Limit: FCC_5G_RE(3m)	Engineer: Edith Yu
Probe: BBHA9120D_1457_1-18GHz	Polarity: Vertical
EUT: HPE Aruba User Experience Sensor	Power: AC 120V/60Hz
Test Mode: Transmit by 802.11ax-HE20 at 5320MHz	

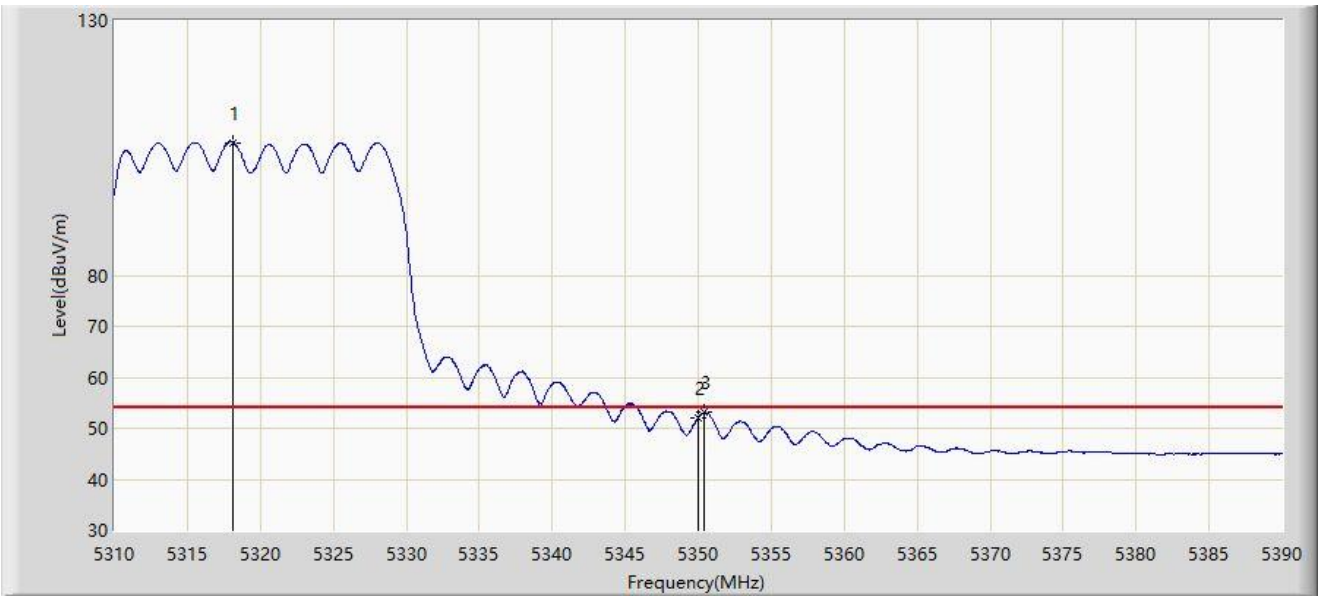

No	Mark	Frequency (MHz)	Measure Level (dBμV/m)	Reading Level (dBμV)	Margin (dB)	Limit (dBμV/m)	Factor (dB/m)	Type
1		5318.160	106.002	102.969	N/A	N/A	3.033	AV
2		5350.000	52.119	49.288	-1.881	54.000	2.832	AV
3	*	5350.360	53.092	50.267	-0.908	54.000	2.826	AV

Note 1: " * ", means this data is the worst emission level.

Note 2: Measure Level (dBμV/m) = Reading Level (dBμV) + Factor (dB/m).

Note 3: Factor (dB/m) = Cable Loss (dB) + Antenna Factor (dB/m) - Pre_Amplifier Gain (dB).

Site: WZ-AC2	Test Date: 2023-07-16
Limit: FCC_5G_RE(3m)	Engineer: Edith Yu
Probe: BBHA9120D_1457_1-18GHz	Polarity: Horizontal
EUT: HPE Aruba User Experience Sensor	Power: AC 120V/60Hz
Test Mode: Transmit by 802.11ax-HE20 at 5500MHz	

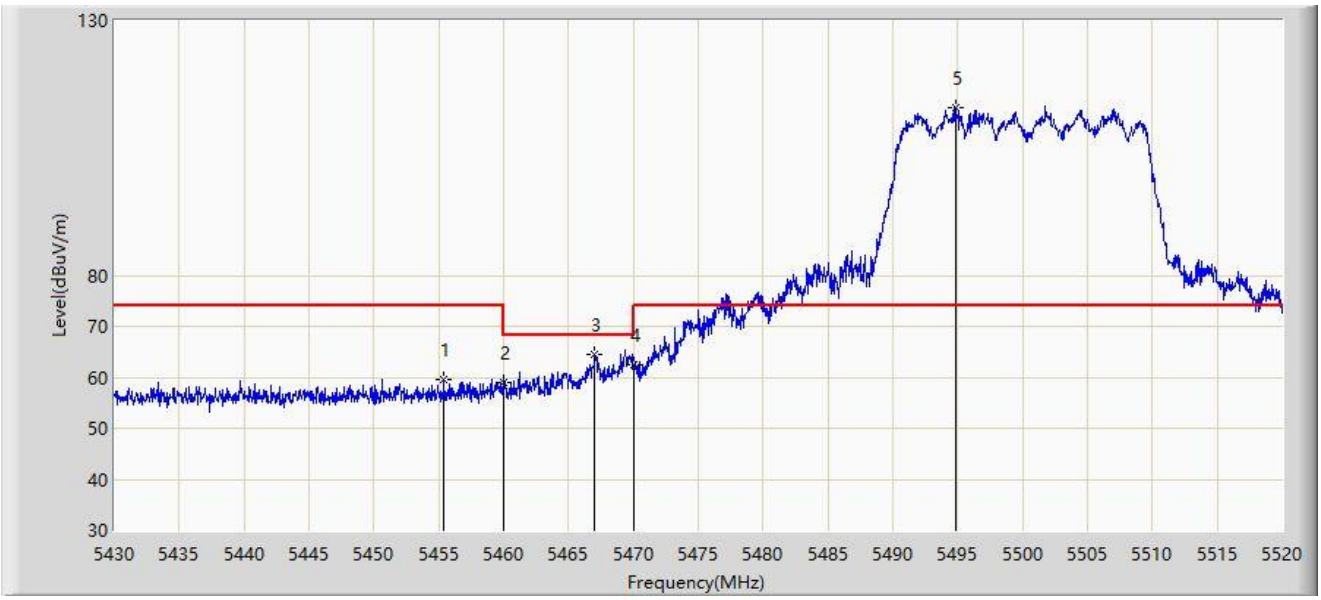

No	Mark	Frequency (MHz)	Measure Level (dBµV/m)	Reading Level (dBµV)	Margin (dB)	Limit (dBµV/m)	Factor (dB/m)	Type
1		5455.425	59.544	56.407	-14.456	74.000	3.136	PK
2		5460.000	58.890	55.671	-15.110	74.000	3.219	PK
3	*	5467.035	64.467	61.112	-3.733	68.200	3.354	PK
4		5470.000	62.364	58.952	-5.836	68.200	3.411	PK
5		5494.800	113.042	109.750	N/A	N/A	3.292	PK

Note 1: " * ", means this data is the worst emission level.

Note 2: Measure Level (dBµV/m) = Reading Level (dBµV) + Factor (dB/m).

Note 3: Factor (dB/m) = Cable Loss (dB) + Antenna Factor (dB/m) - Pre_Amplifier Gain (dB).

Site: WZ-AC2	Test Date: 2023-07-16
Limit: FCC_5G_RE(3m)	Engineer: Edith Yu
Probe: BBHA9120D_1457_1-18GHz	Polarity: Horizontal
EUT: HPE Aruba User Experience Sensor	Power: AC 120V/60Hz
Test Mode: Transmit by 802.11ax-HE20 at 5500MHz	

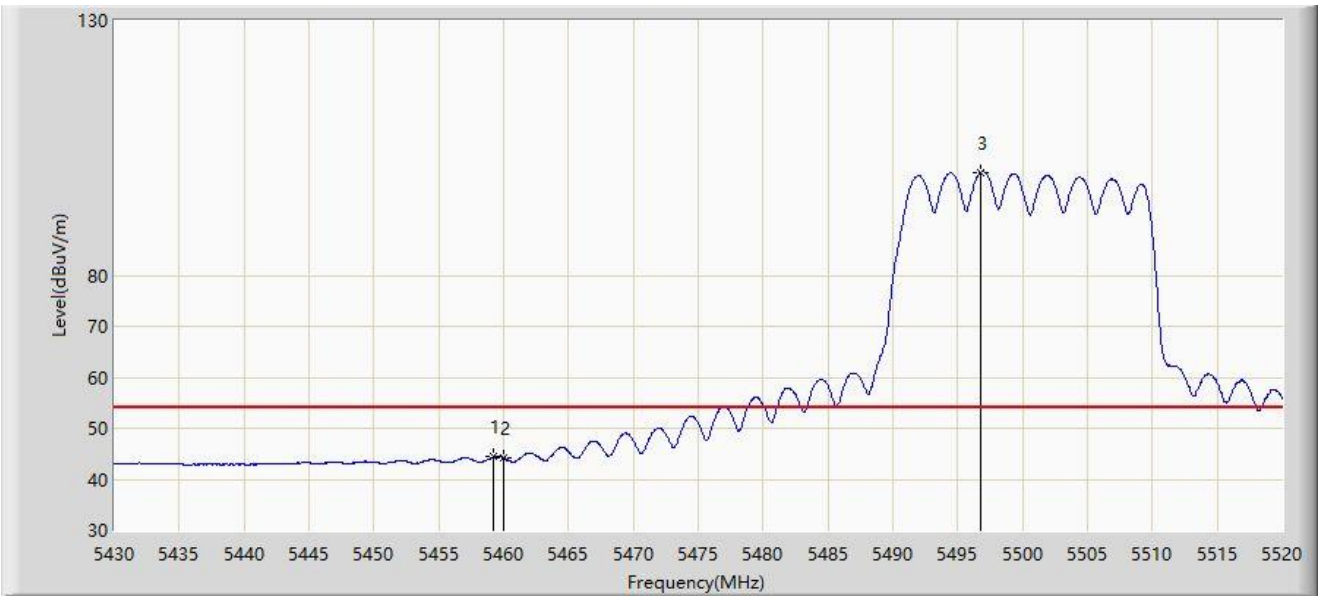

No	Mark	Frequency (MHz)	Measure Level (dBμV/m)	Reading Level (dBμV)	Margin (dB)	Limit (dBμV/m)	Factor (dB/m)	Type
1	*	5459.250	44.478	41.273	-9.522	54.000	3.205	AV
2		5460.000	44.198	40.979	-9.802	54.000	3.219	AV
3		5496.735	100.189	96.910	N/A	N/A	3.278	AV

Note 1: " * ", means this data is the worst emission level.

Note 2: Measure Level (dBμV/m) = Reading Level (dBμV) + Factor (dB/m).

Note 3: Factor (dB/m) = Cable Loss (dB) + Antenna Factor (dB/m) - Pre_Amplifier Gain (dB).

Site: WZ-AC2	Test Date: 2023-07-16
Limit: FCC_5G_RE(3m)	Engineer: Edith Yu
Probe: BBHA9120D_1457_1-18GHz	Polarity: Vertical
EUT: HPE Aruba User Experience Sensor	Power: AC 120V/60Hz
Test Mode: Transmit by 802.11ax-HE20 at 5500MHz	

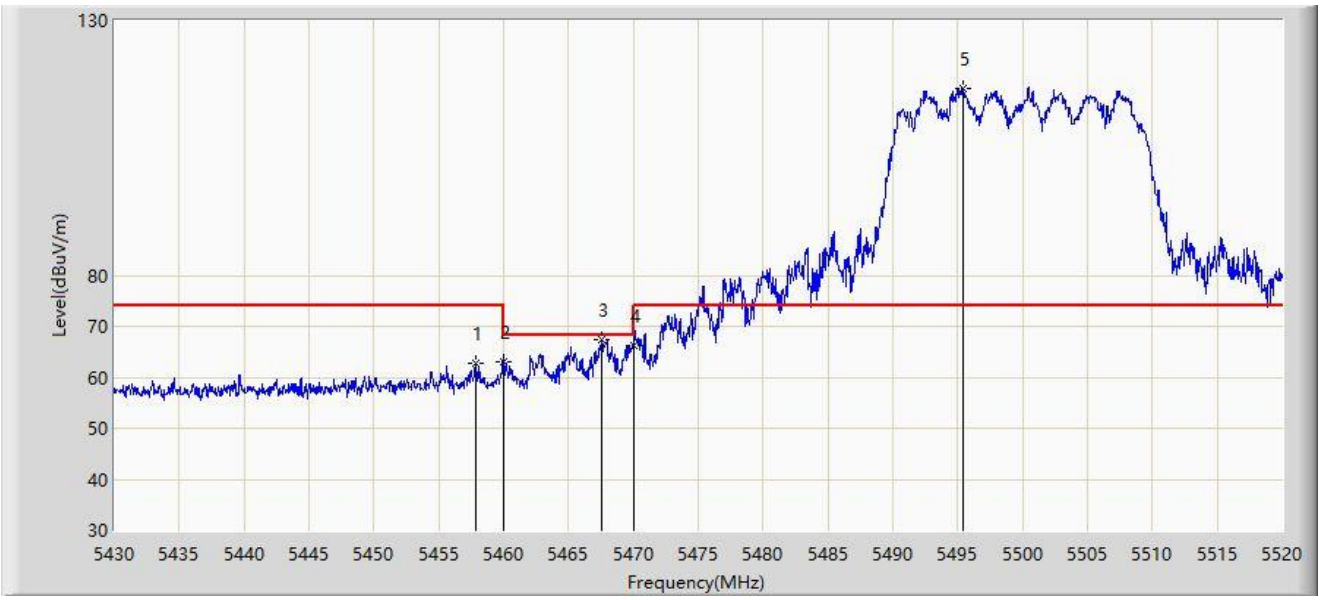

No	Mark	Frequency (MHz)	Measure Level (dBµV/m)	Reading Level (dBµV)	Margin (dB)	Limit (dBµV/m)	Factor (dB/m)	Type
1		5457.810	62.881	59.704	-11.119	74.000	3.177	PK
2		5460.000	63.111	59.892	-10.889	74.000	3.219	PK
3	*	5467.530	67.369	64.005	-0.831	68.200	3.364	PK
4		5470.000	66.267	62.855	-1.933	68.200	3.411	PK
5		5495.385	116.669	113.381	N/A	N/A	3.288	PK

Note 1: " * ", means this data is the worst emission level.

Note 2: Measure Level (dBµV/m) = Reading Level (dBµV) + Factor (dB/m).

Note 3: Factor (dB/m) = Cable Loss (dB) + Antenna Factor (dB/m) - Pre_Amplifier Gain (dB).

Site: WZ-AC2	Test Date: 2023-07-16
Limit: FCC_5G_RE(3m)	Engineer: Edith Yu
Probe: BBHA9120D_1457_1-18GHz	Polarity: Vertical
EUT: HPE Aruba User Experience Sensor	Power: AC 120V/60Hz
Test Mode: Transmit by 802.11ax-HE20 at 5500MHz	

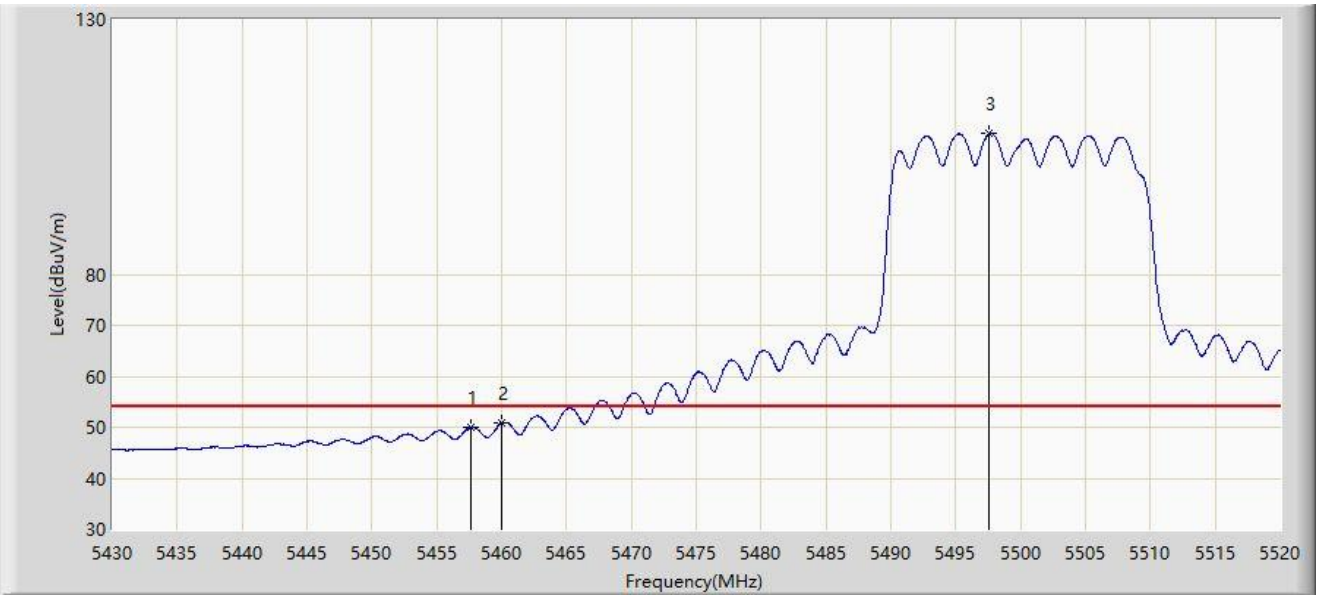

No	Mark	Frequency (MHz)	Measure Level (dBμV/m)	Reading Level (dBμV)	Margin (dB)	Limit (dBμV/m)	Factor (dB/m)	Type
1		5457.675	50.061	46.887	-3.939	54.000	3.174	AV
2	*	5460.000	50.837	47.618	-3.163	54.000	3.219	AV
3		5497.590	107.551	104.278	N/A	N/A	3.272	AV

Note 1: " * ", means this data is the worst emission level.

Note 2: Measure Level (dBμV/m) = Reading Level (dBμV) + Factor (dB/m).

Note 3: Factor (dB/m) = Cable Loss (dB) + Antenna Factor (dB/m) - Pre_Amplifier Gain (dB).

Site: WZ-AC2	Test Date: 2023-07-16
Limit: FCC_5G_RE(3m)	Engineer: Edith Yu
Probe: BBHA9120D_1457_1-18GHz	Polarity: Horizontal
EUT: HPE Aruba User Experience Sensor	Power: AC 120V/60Hz
Test Mode: Transmit by 802.11ax-HE20 at 5700MHz	

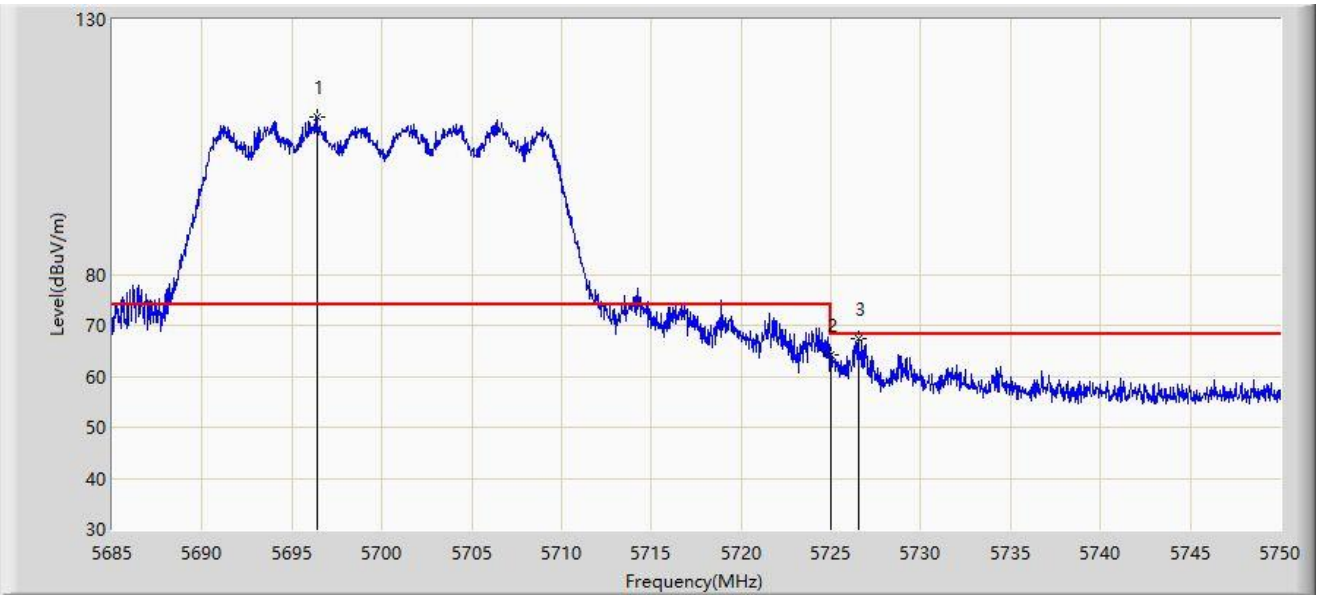

No	Mark	Frequency (MHz)	Measure Level (dBμV/m)	Reading Level (dBμV)	Margin (dB)	Limit (dBμV/m)	Factor (dB/m)	Type
1		5696.440	110.978	106.600	N/A	N/A	4.378	PK
2		5725.000	64.092	59.404	-4.108	68.200	4.688	PK
3	*	5726.535	67.425	62.735	-0.775	68.200	4.690	PK

Note 1: " * ", means this data is the worst emission level.

Note 2: Measure Level (dBμV/m) = Reading Level (dBμV) + Factor (dB/m).

Note 3: Factor (dB/m) = Cable Loss (dB) + Antenna Factor (dB/m) - Pre_Amplifier Gain (dB).

Site: WZ-AC2	Test Date: 2023-07-16
Limit: FCC_5G_RE(3m)	Engineer: Edith Yu
Probe: BBHA9120D_1457_1-18GHz	Polarity: Vertical
EUT: HPE Aruba User Experience Sensor	Power: AC 120V/60Hz
Test Mode: Transmit by 802.11ax-HE20 at 5700MHz	

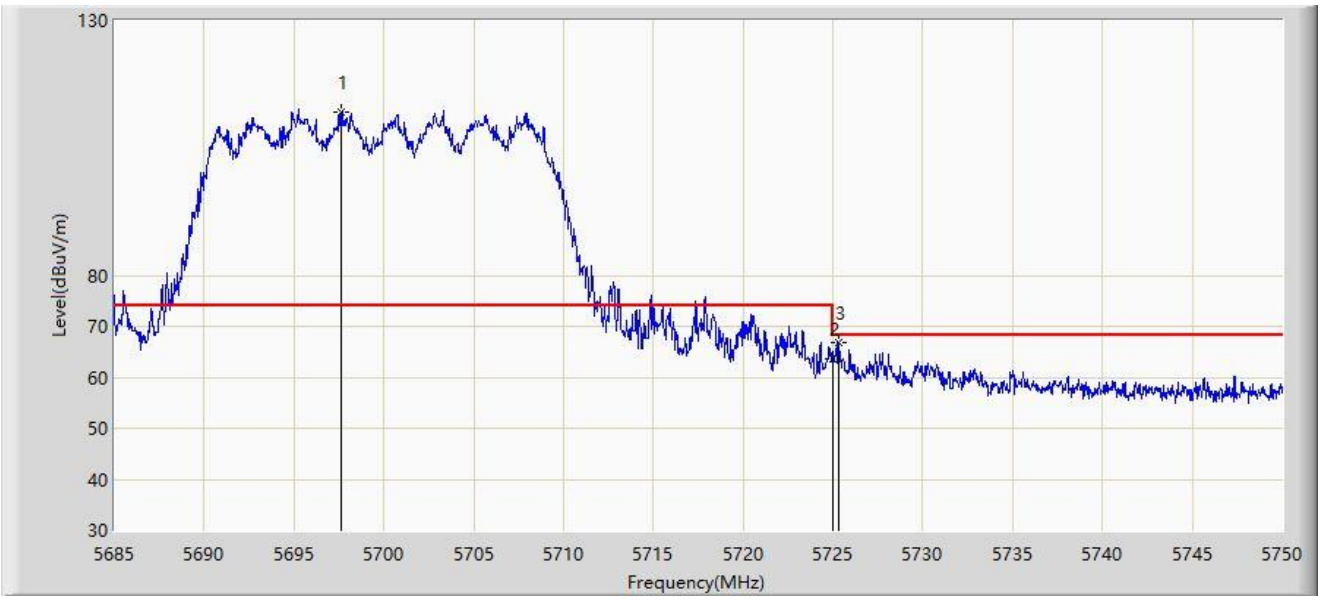

No	Mark	Frequency (MHz)	Measure Level (dBµV/m)	Reading Level (dBµV)	Margin (dB)	Limit (dBµV/m)	Factor (dB/m)	Type
1		5697.643	112.013	107.618	N/A	N/A	4.396	PK
2		5725.000	63.763	59.075	-4.437	68.200	4.688	PK
3	*	5725.300	66.936	62.245	-1.264	68.200	4.691	PK

Note 1: " * ", means this data is the worst emission level.

Note 2: Measure Level (dBµV/m) = Reading Level (dBµV) + Factor (dB/m).

Note 3: Factor (dB/m) = Cable Loss (dB) + Antenna Factor (dB/m) - Pre_Amplifier Gain (dB).

Site: WZ-AC2	Test Date: 2023-07-16
Limit: FCC_5.8G_RE(3m)	Engineer: Edith Yu
Probe: BBHA9120D_1457_1-18GHz	Polarity: Horizontal
EUT: HPE Aruba User Experience Sensor	Power: AC 120V/60Hz
Test Mode: Transmit by 802.11ax-HE20 at 5745MHz	

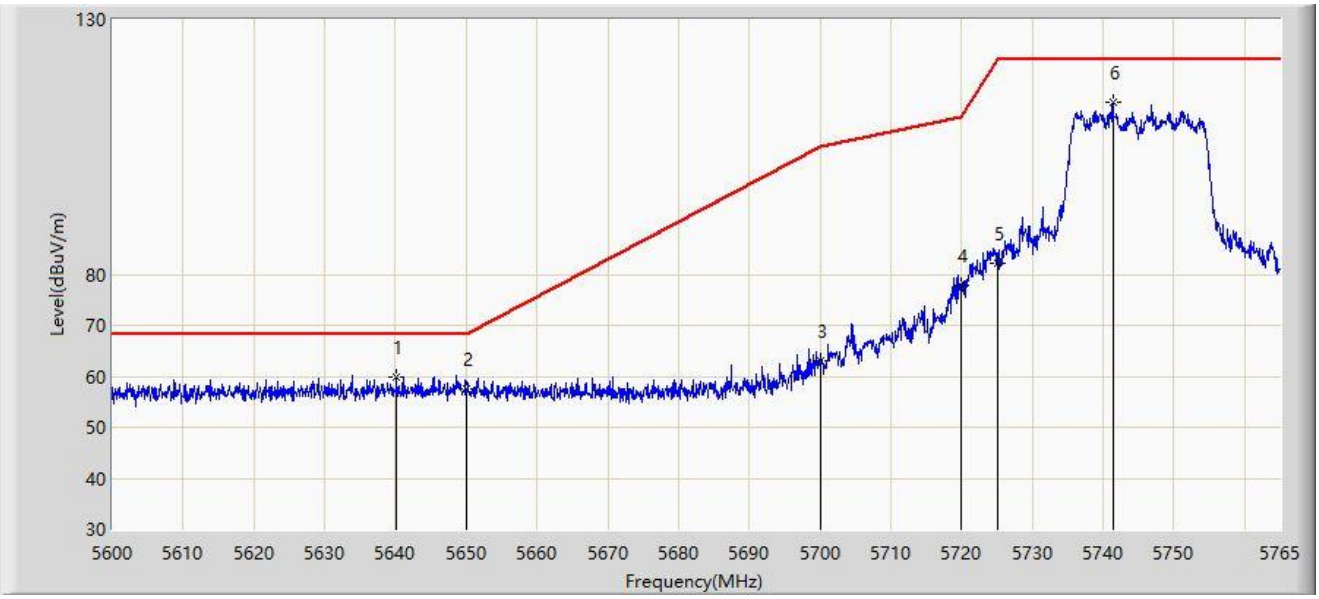

No	Mark	Frequency (MHz)	Measure Level (dBµV/m)	Reading Level (dBµV)	Margin (dB)	Limit (dBµV/m)	Factor (dB/m)	Type
1	*	5640.095	59.912	55.713	-8.288	68.200	4.199	PK
2		5650.000	57.614	53.454	-10.586	68.200	4.160	PK
3		5700.000	63.159	58.729	-42.041	105.200	4.430	PK
4		5720.000	77.840	73.190	-32.960	110.800	4.649	PK
5		5725.000	82.273	77.585	-39.927	122.200	4.688	PK
6		5741.405	113.654	109.230	N/A	N/A	4.423	PK

Note 1: " * ", means this data is the worst emission level.

Note 2: Measure Level (dBµV/m) = Reading Level (dBµV) + Factor (dB/m).

Note 3: Factor (dB/m) = Cable Loss (dB) + Antenna Factor (dB/m) - Pre_Amplifier Gain (dB).

Site: WZ-AC2	Test Date: 2023-07-16
Limit: FCC_5.8G_RE(3m)	Engineer: Edith Yu
Probe: BBHA9120D_1457_1-18GHz	Polarity: Vertical
EUT: HPE Aruba User Experience Sensor	Power: AC 120V/60Hz
Test Mode: Transmit by 802.11ax-HE20 at 5745MHz	

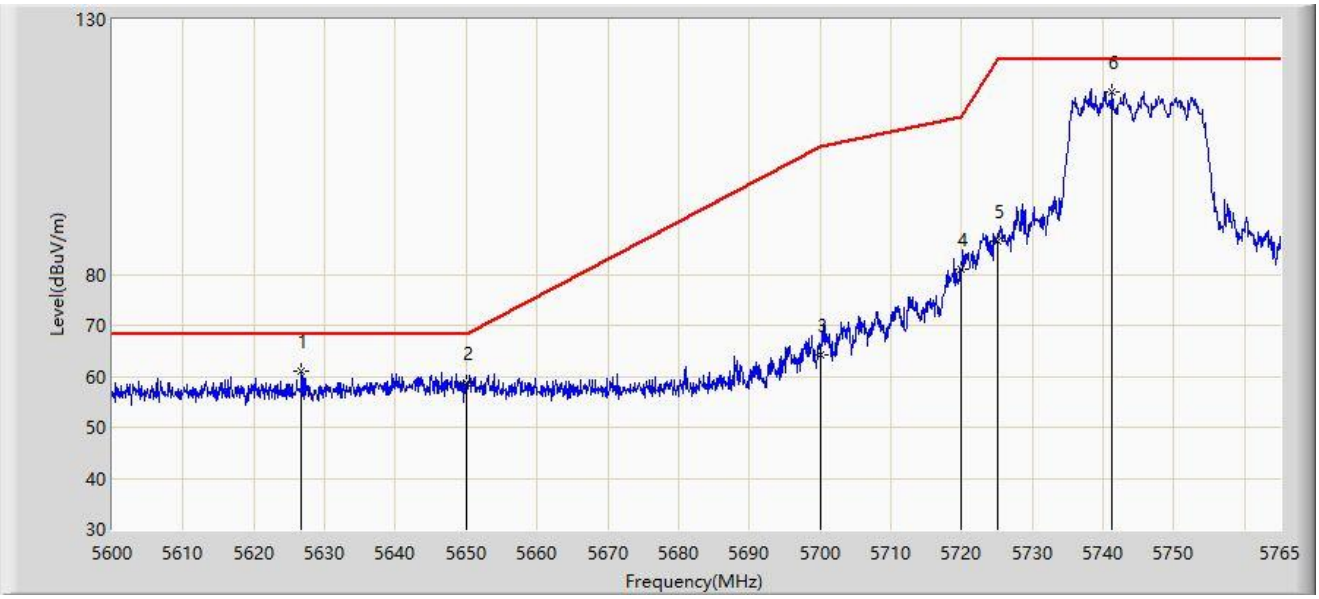

No	Mark	Frequency (MHz)	Measure Level (dBµV/m)	Reading Level (dBµV)	Margin (dB)	Limit (dBµV/m)	Factor (dB/m)	Type
1	*	5626.730	60.951	56.913	-7.249	68.200	4.037	PK
2		5650.000	58.669	54.509	-9.531	68.200	4.160	PK
3		5700.000	64.170	59.740	-41.030	105.200	4.430	PK
4		5720.000	81.056	76.406	-29.744	110.800	4.649	PK
5		5725.000	86.415	81.727	-35.785	122.200	4.688	PK
6		5741.240	115.715	111.288	N/A	N/A	4.427	PK

Note 1: " * ", means this data is the worst emission level.

Note 2: Measure Level (dBµV/m) = Reading Level (dBµV) + Factor (dB/m).

Note 3: Factor (dB/m) = Cable Loss (dB) + Antenna Factor (dB/m) - Pre_Amplifier Gain (dB).

Site: WZ-AC2	Test Date: 2023-07-16
Limit: FCC_5.8G_RE(3m)	Engineer: Edith Yu
Probe: BBHA9120D_1457_1-18GHz	Polarity: Horizontal
EUT: HPE Aruba User Experience Sensor	Power: AC 120V/60Hz
Test Mode: Transmit by 802.11ax-HE20 at 5825MHz	

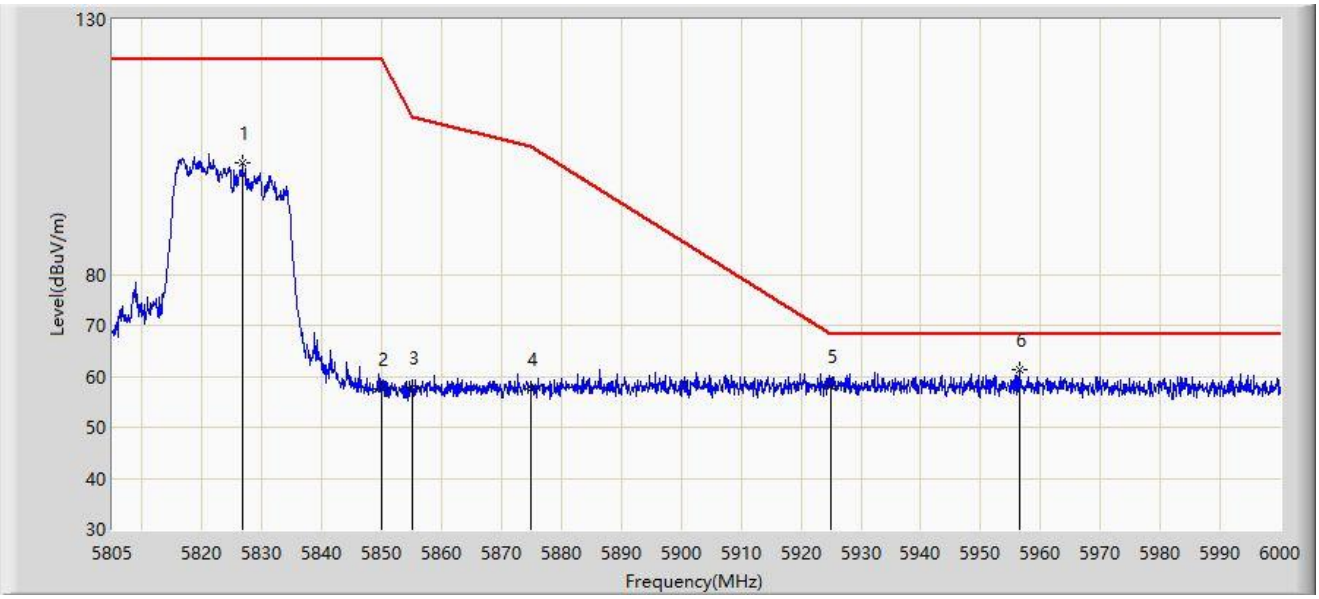

No	Mark	Frequency (MHz)	Measure Level (dBµV/m)	Reading Level (dBµV)	Margin (dB)	Limit (dBµV/m)	Factor (dB/m)	Type
1		5826.645	101.906	97.080	N/A	N/A	4.827	PK
2		5850.000	57.591	52.631	-64.609	122.200	4.960	PK
3		5855.000	57.924	52.905	-52.876	110.800	5.019	PK
4		5875.000	57.671	52.535	-47.529	105.200	5.136	PK
5		5925.000	58.222	52.952	-9.978	68.200	5.271	PK
6	*	5956.515	61.256	55.849	-6.944	68.200	5.408	PK

Note 1: " * ", means this data is the worst emission level.

Note 2: Measure Level (dBµV/m) = Reading Level (dBµV) + Factor (dB/m).

Note 3: Factor (dB/m) = Cable Loss (dB) + Antenna Factor (dB/m) - Pre_Amplifier Gain (dB).

Site: WZ-AC2	Test Date: 2023-07-16
Limit: FCC_5.8G_RE(3m)	Engineer: Edith Yu
Probe: BBHA9120D_1457_1-18GHz	Polarity: Vertical
EUT: HPE Aruba User Experience Sensor	Power: AC 120V/60Hz
Test Mode: Transmit by 802.11ax-HE20 at 5825MHz	

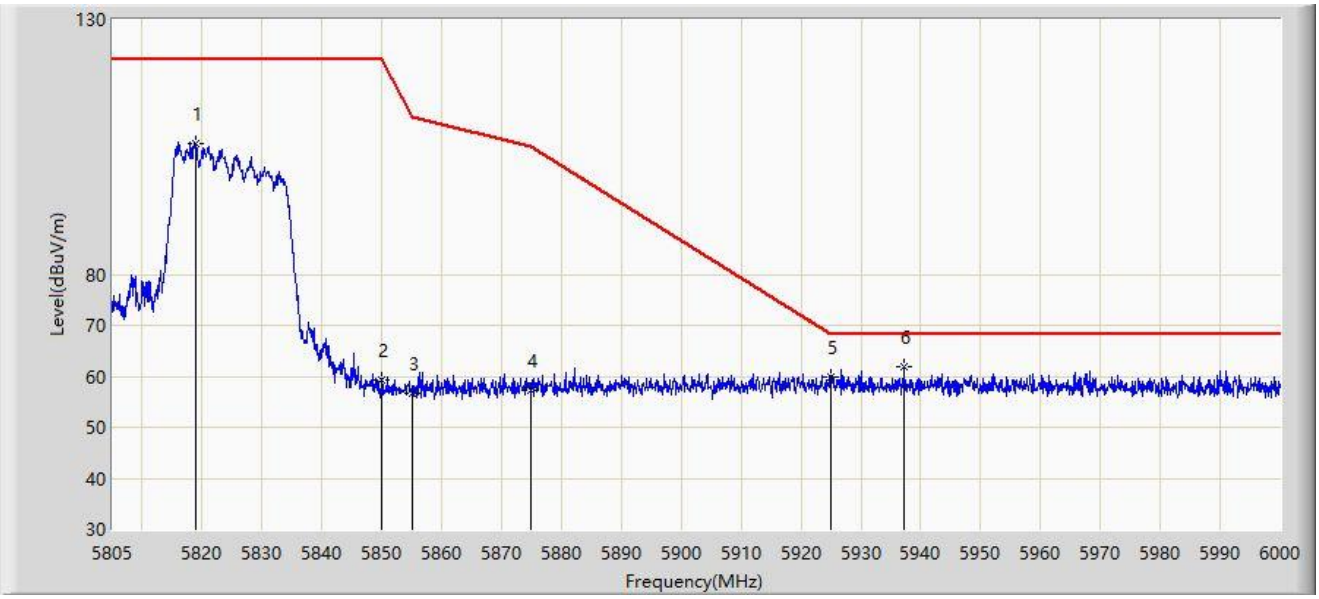

No	Mark	Frequency (MHz)	Measure Level (dBµV/m)	Reading Level (dBµV)	Margin (dB)	Limit (dBµV/m)	Factor (dB/m)	Type
1		5819.040	105.791	100.875	N/A	N/A	4.916	PK
2		5850.000	59.250	54.290	-62.950	122.200	4.960	PK
3		5855.000	56.583	51.564	-54.217	110.800	5.019	PK
4		5875.000	57.206	52.070	-47.994	105.200	5.136	PK
5		5925.000	59.714	54.444	-8.486	68.200	5.271	PK
6	*	5937.308	61.867	56.552	-6.333	68.200	5.315	PK

Note 1: " * ", means this data is the worst emission level.

Note 2: Measure Level (dBµV/m) = Reading Level (dBµV) + Factor (dB/m).

Note 3: Factor (dB/m) = Cable Loss (dB) + Antenna Factor (dB/m) - Pre_Amplifier Gain (dB).

Site: WZ-AC2	Test Date: 2023-07-16
Limit: FCC_5G_RE(3m)	Engineer: Edith Yu
Probe: BBHA9120D_1457_1-18GHz	Polarity: Horizontal
EUT: HPE Aruba User Experience Sensor	Power: AC 120V/60Hz
Test Mode: Transmit by 802.11ax-HE40 at 5190MHz	

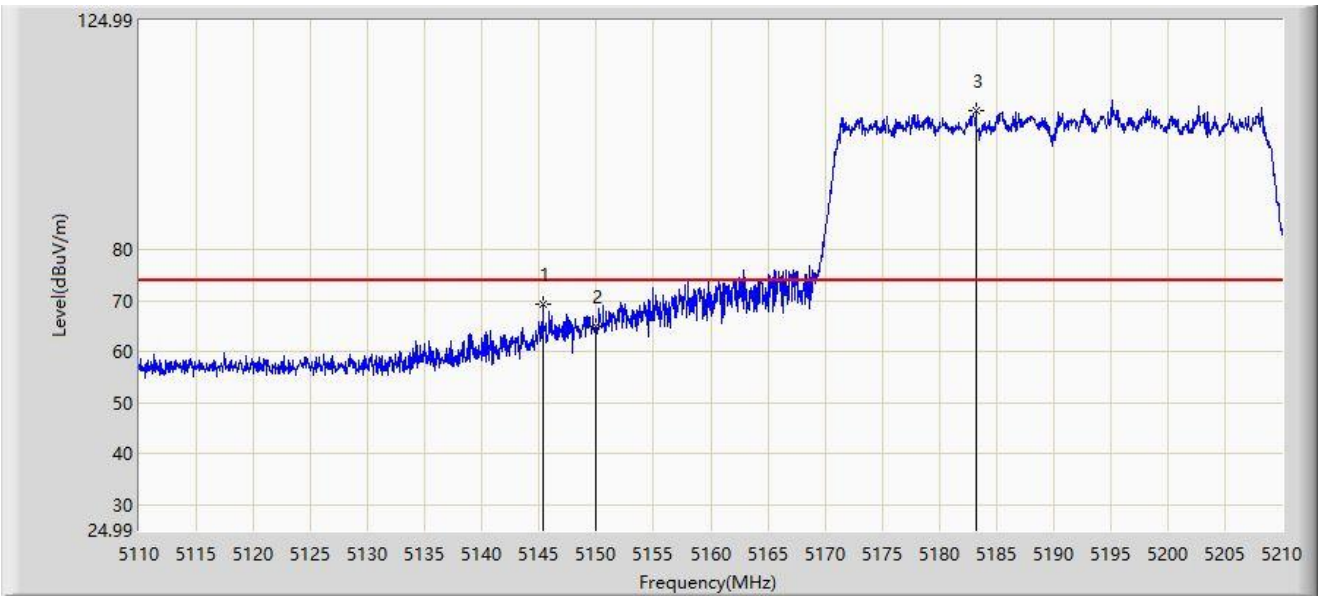

No	Mark	Frequency (MHz)	Measure Level (dBµV/m)	Reading Level (dBµV)	Margin (dB)	Limit (dBµV/m)	Factor (dB/m)	Type
1	*	5145.300	69.469	66.016	-4.531	74.000	3.454	PK
2		5150.000	64.968	61.469	-9.032	74.000	3.499	PK
3		5183.200	107.197	103.948	N/A	N/A	3.249	PK

Note 1: " * ", means this data is the worst emission level.

Note 2: Measure Level (dBµV/m) = Reading Level (dBµV) + Factor (dB/m).

Note 3: Factor (dB/m) = Cable Loss (dB) + Antenna Factor (dB/m) - Pre_Amplifier Gain (dB).

Site: WZ-AC2	Test Date: 2023-07-16
Limit: FCC_5G_RE(3m)	Engineer: Edith Yu
Probe: BBHA9120D_1457_1-18GHz	Polarity: Horizontal
EUT: HPE Aruba User Experience Sensor	Power: AC 120V/60Hz
Test Mode: Transmit by 802.11ax-HE40 at 5190MHz	

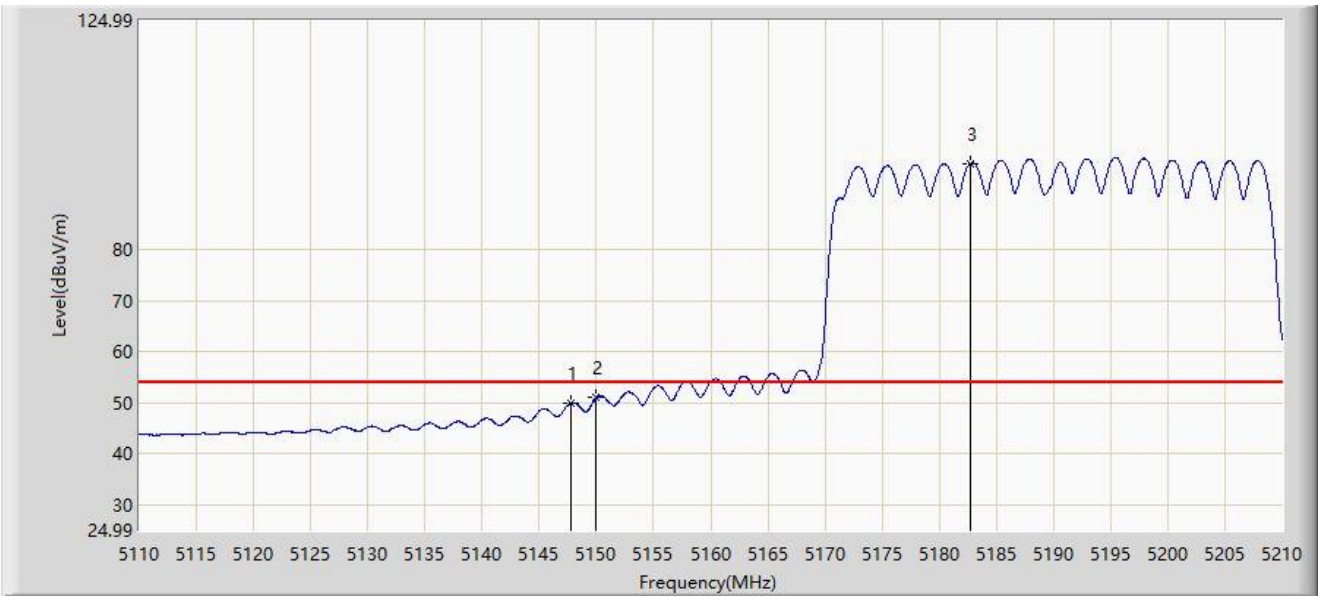

No	Mark	Frequency (MHz)	Measure Level (dBµV/m)	Reading Level (dBµV)	Margin (dB)	Limit (dBµV/m)	Factor (dB/m)	Type
1		5147.800	49.999	46.510	-4.001	54.000	3.489	AV
2	*	5150.000	50.963	47.464	-3.037	54.000	3.499	AV
3		5182.700	96.894	93.634	N/A	N/A	3.260	AV

Note 1: " * ", means this data is the worst emission level.

Note 2: Measure Level (dBµV/m) = Reading Level (dBµV) + Factor (dB/m).

Note 3: Factor (dB/m) = Cable Loss (dB) + Antenna Factor (dB/m) - Pre_Amplifier Gain (dB).

Site: WZ-AC2	Test Date: 2023-07-16
Limit: FCC_5G_RE(3m)	Engineer: Edith Yu
Probe: BBHA9120D_1457_1-18GHz	Polarity: Vertical
EUT: HPE Aruba User Experience Sensor	Power: AC 120V/60Hz
Test Mode: Transmit by 802.11ax-HE40 at 5190MHz	

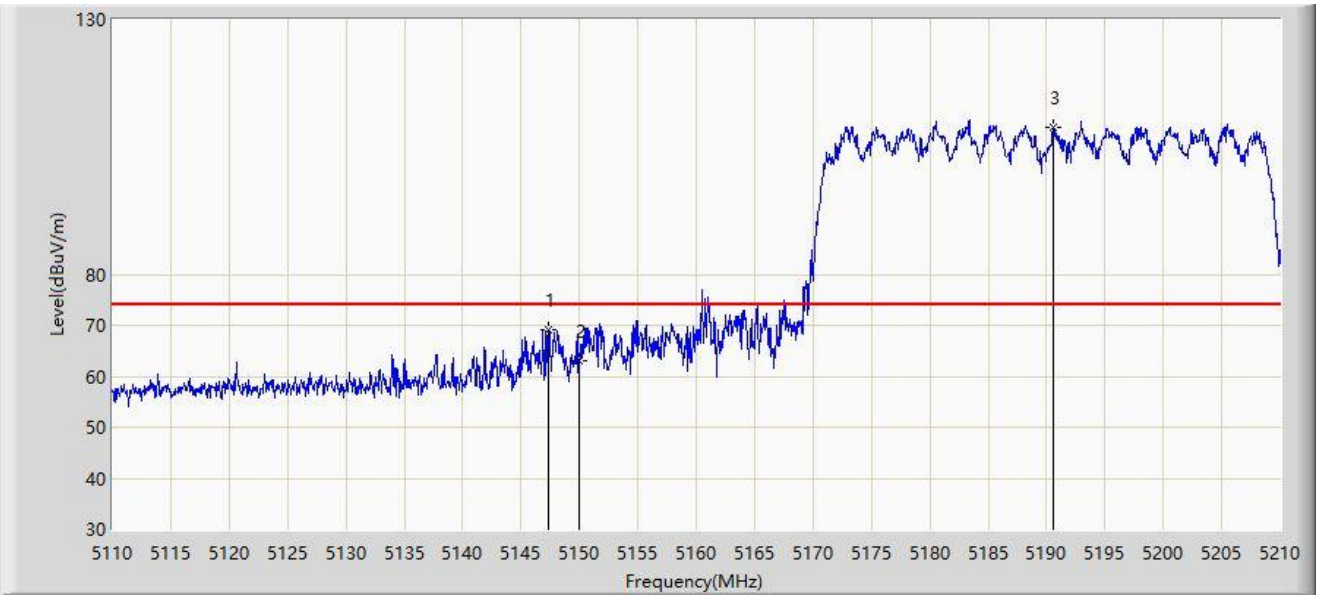

No	Mark	Frequency (MHz)	Measure Level (dBµV/m)	Reading Level (dBµV)	Margin (dB)	Limit (dBµV/m)	Factor (dB/m)	Type
1	*	5147.400	69.066	65.583	-4.934	74.000	3.483	PK
2		5150.000	62.989	59.490	-11.011	74.000	3.499	PK
3		5190.600	108.777	105.688	N/A	N/A	3.090	PK

Note 1: " * ", means this data is the worst emission level.

Note 2: Measure Level (dBµV/m) = Reading Level (dBµV) + Factor (dB/m).

Note 3: Factor (dB/m) = Cable Loss (dB) + Antenna Factor (dB/m) - Pre_Amplifier Gain (dB).

Site: WZ-AC2	Test Date: 2023-07-16
Limit: FCC_5G_RE(3m)	Engineer: Edith Yu
Probe: BBHA9120D_1457_1-18GHz	Polarity: Vertical
EUT: HPE Aruba User Experience Sensor	Power: AC 120V/60Hz
Test Mode: Transmit by 802.11ax-HE40 at 5190MHz	

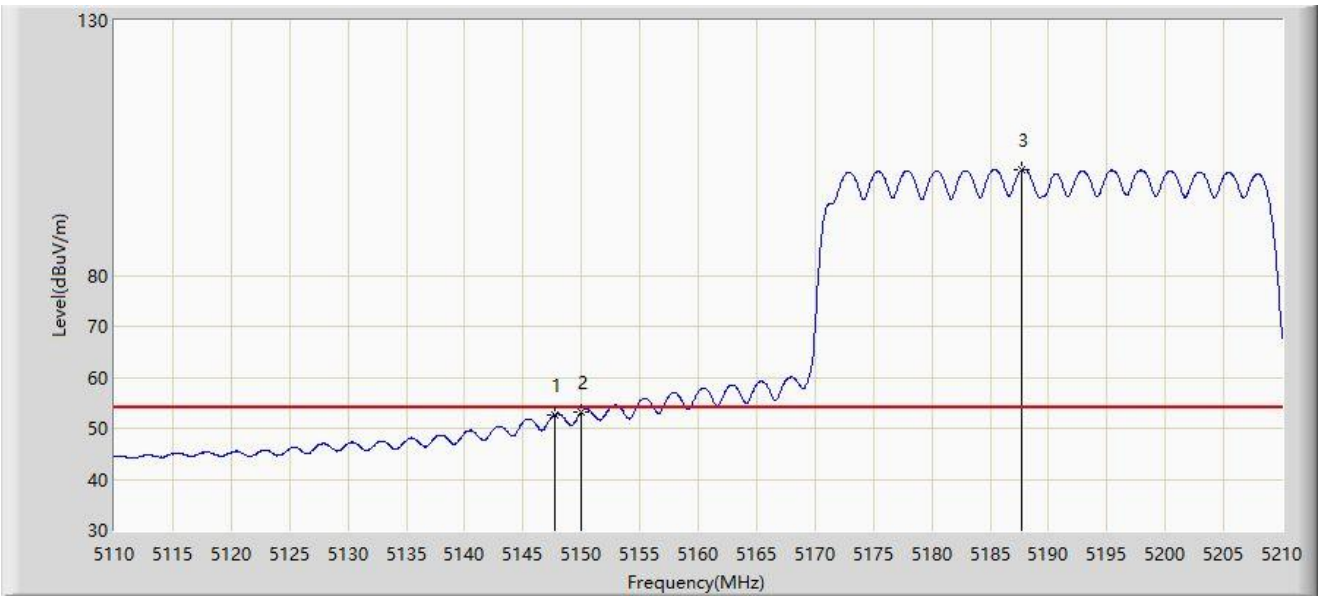

No	Mark	Frequency (MHz)	Measure Level (dBµV/m)	Reading Level (dBµV)	Margin (dB)	Limit (dBµV/m)	Factor (dB/m)	Type
1		5147.750	52.701	49.213	-1.299	54.000	3.488	AV
2	*	5150.000	53.243	49.744	-0.757	54.000	3.499	AV
3		5187.700	100.653	97.503	N/A	N/A	3.149	AV

Note 1: " * ", means this data is the worst emission level.

Note 2: Measure Level (dBµV/m) = Reading Level (dBµV) + Factor (dB/m).

Note 3: Factor (dB/m) = Cable Loss (dB) + Antenna Factor (dB/m) - Pre_Amplifier Gain (dB).

Site: WZ-AC2	Test Date: 2023-07-16
Limit: FCC_5G_RE(3m)	Engineer: Edith Yu
Probe: BBHA9120D_1457_1-18GHz	Polarity: Horizontal
EUT: HPE Aruba User Experience Sensor	Power: AC 120V/60Hz
Test Mode: Transmit by 802.11ax-HE40 at 5310MHz	

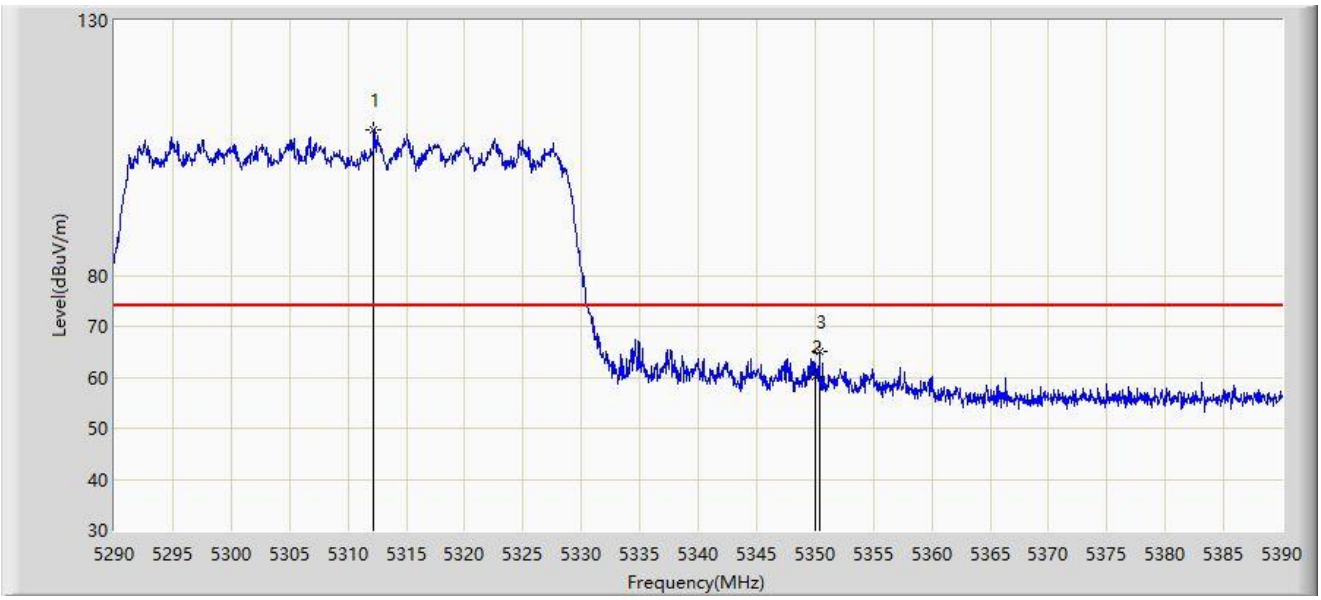

No	Mark	Frequency (MHz)	Measure Level (dBµV/m)	Reading Level (dBµV)	Margin (dB)	Limit (dBµV/m)	Factor (dB/m)	Type
1		5312.200	108.482	105.546	N/A	N/A	2.936	PK
2		5350.000	60.233	57.402	-13.767	74.000	2.832	PK
3	*	5350.400	65.119	62.294	-8.881	74.000	2.825	PK

Note 1: " * ", means this data is the worst emission level.

Note 2: Measure Level (dBµV/m) = Reading Level (dBµV) + Factor (dB/m).

Note 3: Factor (dB/m) = Cable Loss (dB) + Antenna Factor (dB/m) - Pre_Amplifier Gain (dB).

Site: WZ-AC2	Test Date: 2023-07-16
Limit: FCC_5G_RE(3m)	Engineer: Edith Yu
Probe: BBHA9120D_1457_1-18GHz	Polarity: Horizontal
EUT: HPE Aruba User Experience Sensor	Power: AC 120V/60Hz
Test Mode: Transmit by 802.11ax-HE40 at 5310MHz	

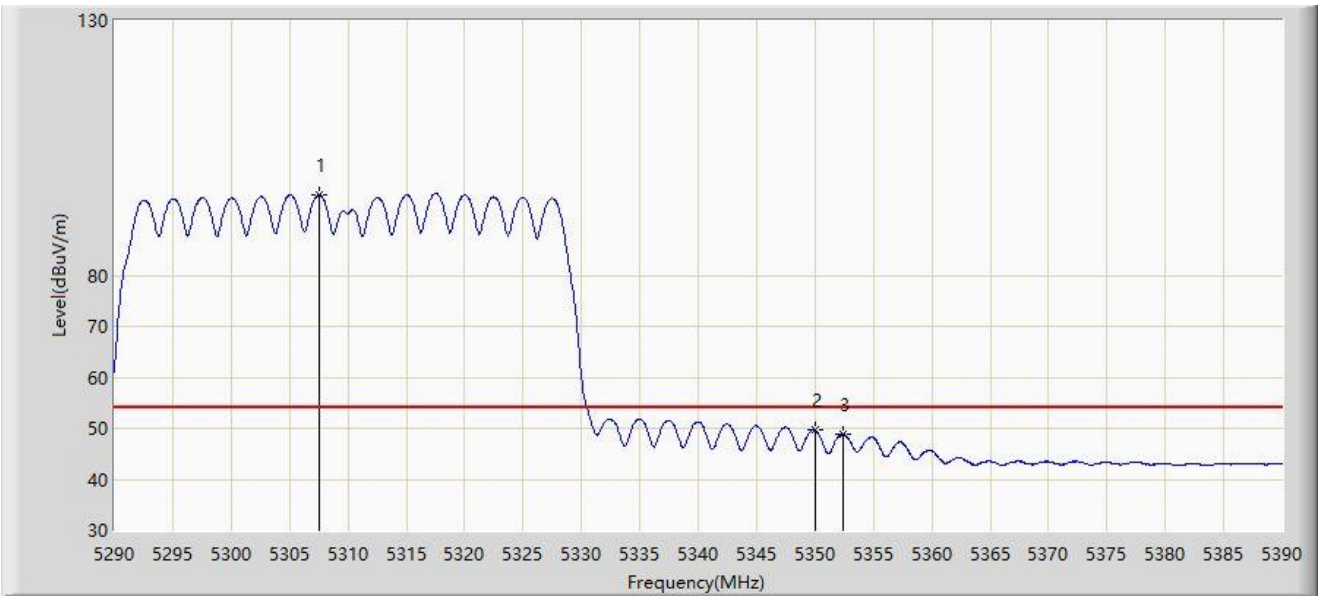

No	Mark	Frequency (MHz)	Measure Level (dBµV/m)	Reading Level (dBµV)	Margin (dB)	Limit (dBµV/m)	Factor (dB/m)	Type
1		5307.500	95.735	92.870	N/A	N/A	2.865	AV
2	*	5350.000	49.613	46.782	-4.387	54.000	2.832	AV
3		5352.450	48.827	46.028	-5.173	54.000	2.799	AV

Note 1: " * ", means this data is the worst emission level.

Note 2: Measure Level (dBµV/m) = Reading Level (dBµV) + Factor (dB/m).

Note 3: Factor (dB/m) = Cable Loss (dB) + Antenna Factor (dB/m) - Pre_Amplifier Gain (dB).

Site: WZ-AC2	Test Date: 2023-07-16
Limit: FCC_5G_RE(3m)	Engineer: Edith Yu
Probe: BBHA9120D_1457_1-18GHz	Polarity: Vertical
EUT: HPE Aruba User Experience Sensor	Power: AC 120V/60Hz
Test Mode: Transmit by 802.11ax-HE40 at 5310MHz	

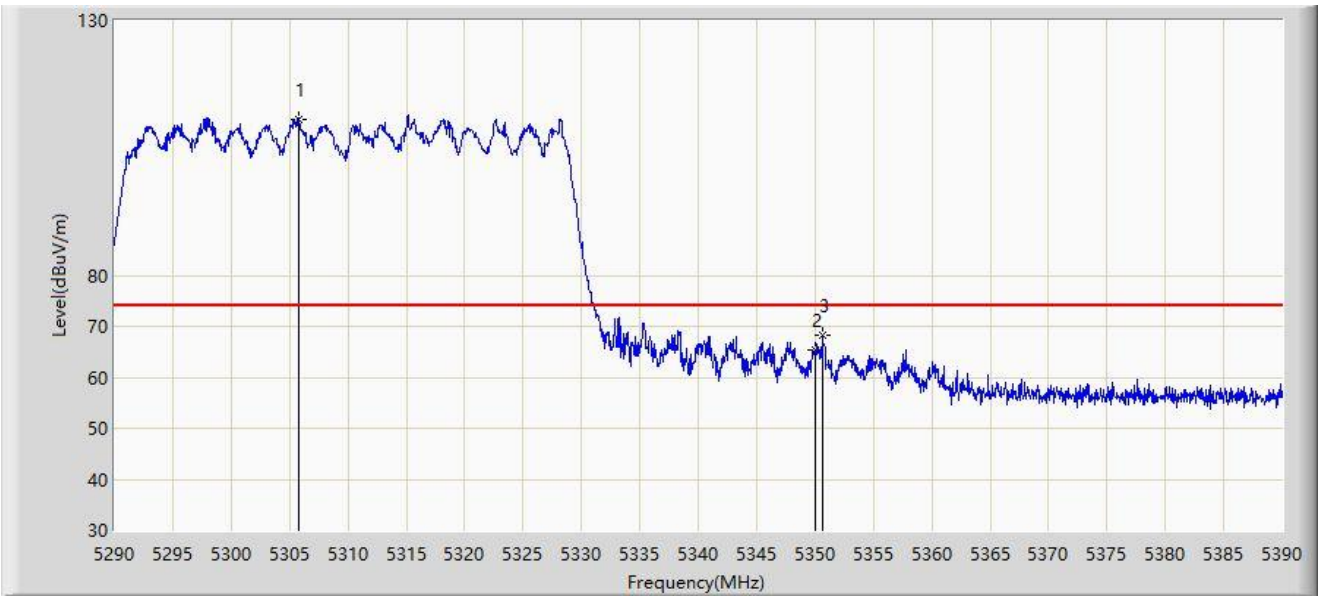

No	Mark	Frequency (MHz)	Measure Level (dBμV/m)	Reading Level (dBμV)	Margin (dB)	Limit (dBμV/m)	Factor (dB/m)	Type
1		5305.800	110.652	107.813	N/A	N/A	2.840	PK
2		5350.000	65.316	62.485	-8.684	74.000	2.832	PK
3	*	5350.600	68.368	65.547	-5.632	74.000	2.821	PK

Note 1: " * ", means this data is the worst emission level.

Note 2: Measure Level (dBμV/m) = Reading Level (dBμV) + Factor (dB/m).

Note 3: Factor (dB/m) = Cable Loss (dB) + Antenna Factor (dB/m) - Pre_Amplifier Gain (dB).

Site: WZ-AC2	Test Date: 2023-07-16
Limit: FCC_5G_RE(3m)	Engineer: Edith Yu
Probe: BBHA9120D_1457_1-18GHz	Polarity: Vertical
EUT: HPE Aruba User Experience Sensor	Power: AC 120V/60Hz
Test Mode: Transmit by 802.11ax-HE40 at 5310MHz	

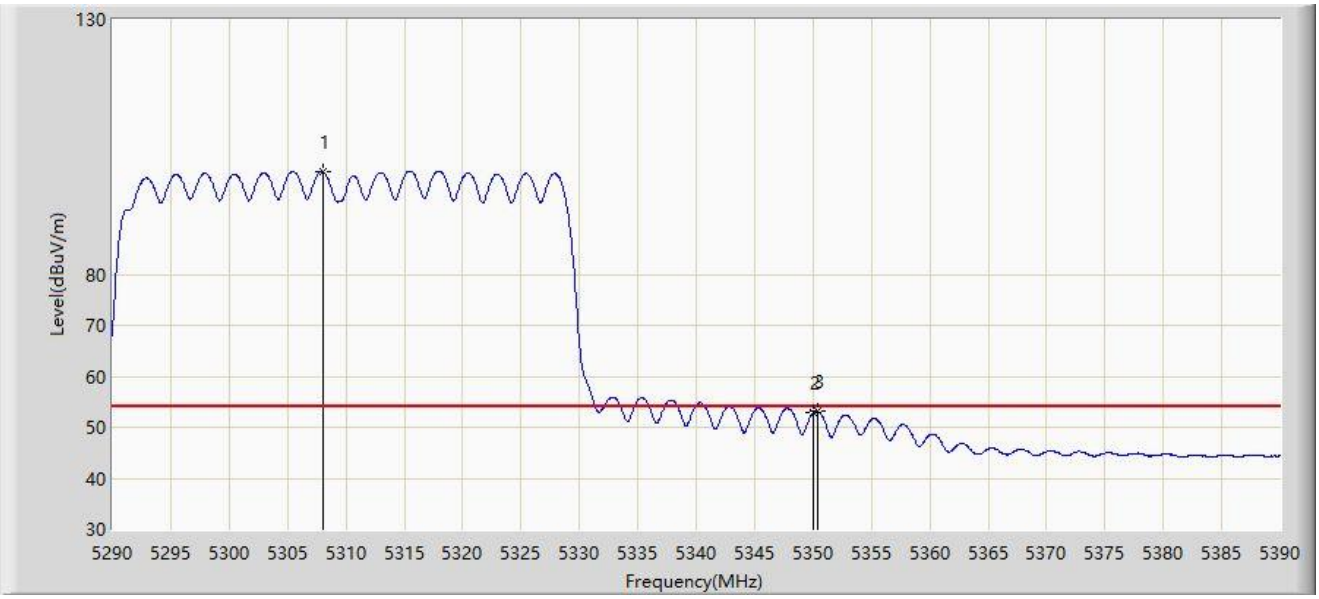

No	Mark	Frequency (MHz)	Measure Level (dBμV/m)	Reading Level (dBμV)	Margin (dB)	Limit (dBμV/m)	Factor (dB/m)	Type
1		5308.000	100.110	97.238	N/A	N/A	2.873	AV
2		5350.000	52.829	49.998	-1.171	54.000	2.832	AV
3	*	5350.350	53.144	50.319	-0.856	54.000	2.826	AV

Note 1: " * ", means this data is the worst emission level.

Note 2: Measure Level (dBμV/m) = Reading Level (dBμV) + Factor (dB/m).

Note 3: Factor (dB/m) = Cable Loss (dB) + Antenna Factor (dB/m) - Pre_Amplifier Gain (dB).

Site: WZ-AC2	Test Date: 2023-07-16
Limit: FCC_5G_RE(3m)	Engineer: Edith Yu
Probe: BBHA9120D_1457_1-18GHz	Polarity: Horizontal
EUT: HPE Aruba User Experience Sensor	Power: AC 120V/60Hz
Test Mode: Transmit by 802.11ax-HE40 at 5510MHz	

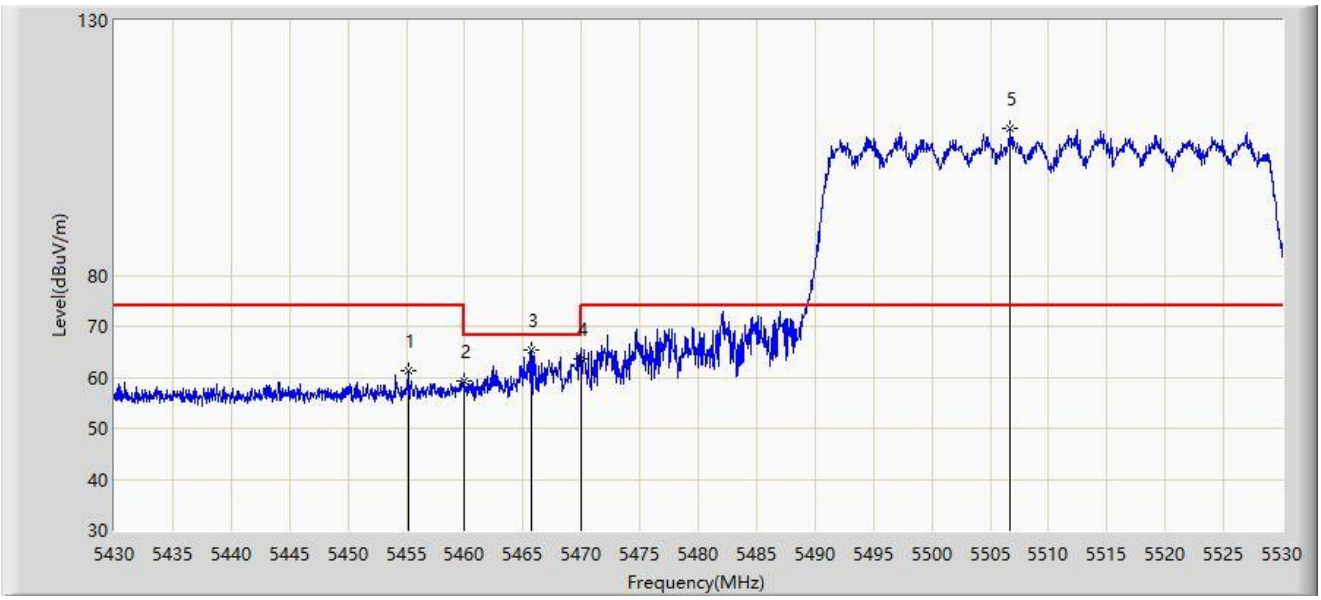

No	Mark	Frequency (MHz)	Measure Level (dBµV/m)	Reading Level (dBµV)	Margin (dB)	Limit (dBµV/m)	Factor (dB/m)	Type
1		5455.150	61.230	58.098	-12.770	74.000	3.133	PK
2		5460.000	59.211	55.992	-14.789	74.000	3.219	PK
3	*	5465.700	65.391	62.062	-2.809	68.200	3.329	PK
4		5470.000	63.762	60.350	-4.438	68.200	3.411	PK
5		5506.750	108.748	105.546	N/A	N/A	3.202	PK

Note 1: " * ", means this data is the worst emission level.

Note 2: Measure Level (dBµV/m) = Reading Level (dBµV) + Factor (dB/m).

Note 3: Factor (dB/m) = Cable Loss (dB) + Antenna Factor (dB/m) - Pre_Amplifier Gain (dB).

Site: WZ-AC2	Test Date: 2023-07-16
Limit: FCC_5G_RE(3m)	Engineer: Edith Yu
Probe: BBHA9120D_1457_1-18GHz	Polarity: Horizontal
EUT: HPE Aruba User Experience Sensor	Power: AC 120V/60Hz
Test Mode: Transmit by 802.11ax-HE40 at 5510MHz	

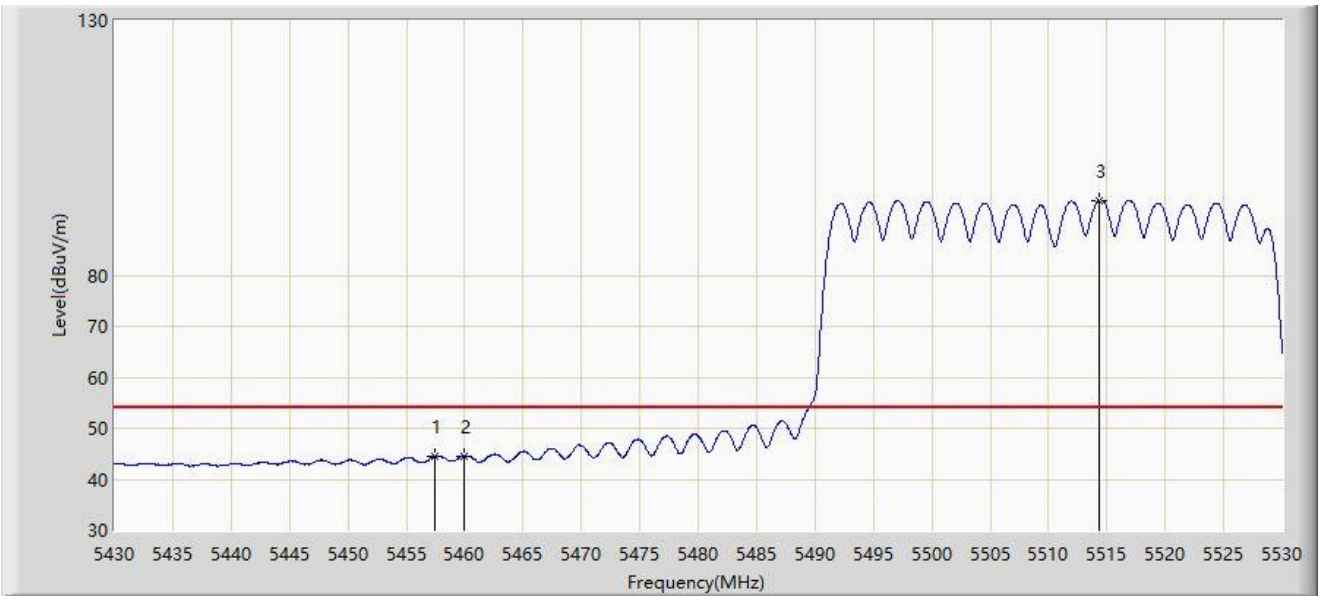

No	Mark	Frequency (MHz)	Measure Level (dBμV/m)	Reading Level (dBμV)	Margin (dB)	Limit (dBμV/m)	Factor (dB/m)	Type
1		5457.450	44.522	41.352	-9.478	54.000	3.170	AV
2	*	5460.000	44.562	41.343	-9.438	54.000	3.219	AV
3		5514.350	94.769	91.625	N/A	N/A	3.145	AV

Note 1: " * ", means this data is the worst emission level.

Note 2: Measure Level (dBμV/m) = Reading Level (dBμV) + Factor (dB/m).

Note 3: Factor (dB/m) = Cable Loss (dB) + Antenna Factor (dB/m) - Pre_Amplifier Gain (dB).

Site: WZ-AC2	Test Date: 2023-07-16
Limit: FCC_5G_RE(3m)	Engineer: Edith Yu
Probe: BBHA9120D_1457_1-18GHz	Polarity: Vertical
EUT: HPE Aruba User Experience Sensor	Power: AC 120V/60Hz
Test Mode: Transmit by 802.11ax-HE40 at 5510MHz	

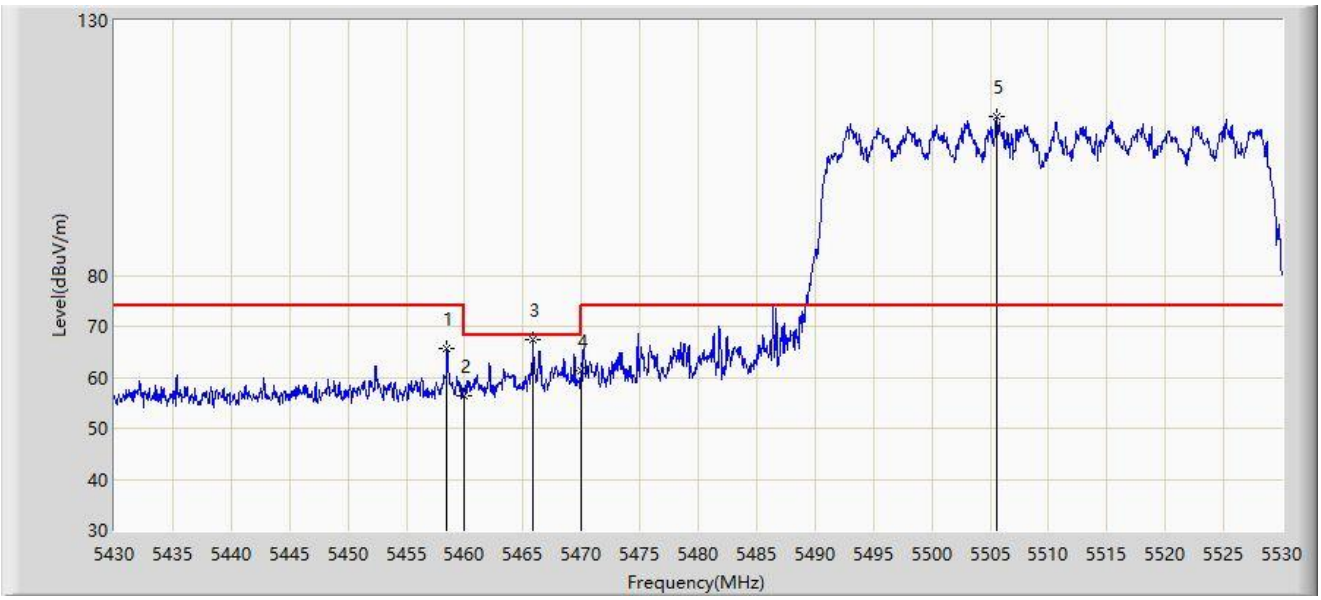

No	Mark	Frequency (MHz)	Measure Level (dBµV/m)	Reading Level (dBµV)	Margin (dB)	Limit (dBµV/m)	Factor (dB/m)	Type
1		5458.500	65.678	62.488	-8.322	74.000	3.190	PK
2		5460.000	56.440	53.221	-17.560	74.000	3.219	PK
3	*	5465.850	67.404	64.072	-0.796	68.200	3.332	PK
4		5470.000	61.309	57.897	-6.891	68.200	3.411	PK
5		5505.550	111.131	107.916	N/A	N/A	3.215	PK

Note 1: " * ", means this data is the worst emission level.

Note 2: Measure Level (dBµV/m) = Reading Level (dBµV) + Factor (dB/m).

Note 3: Factor (dB/m) = Cable Loss (dB) + Antenna Factor (dB/m) - Pre_Amplifier Gain (dB).

Site: WZ-AC2	Test Date: 2023-07-16
Limit: FCC_5G_RE(3m)	Engineer: Edith Yu
Probe: BBHA9120D_1457_1-18GHz	Polarity: Vertical
EUT: HPE Aruba User Experience Sensor	Power: AC 120V/60Hz
Test Mode: Transmit by 802.11ax-HE40 at 5510MHz	

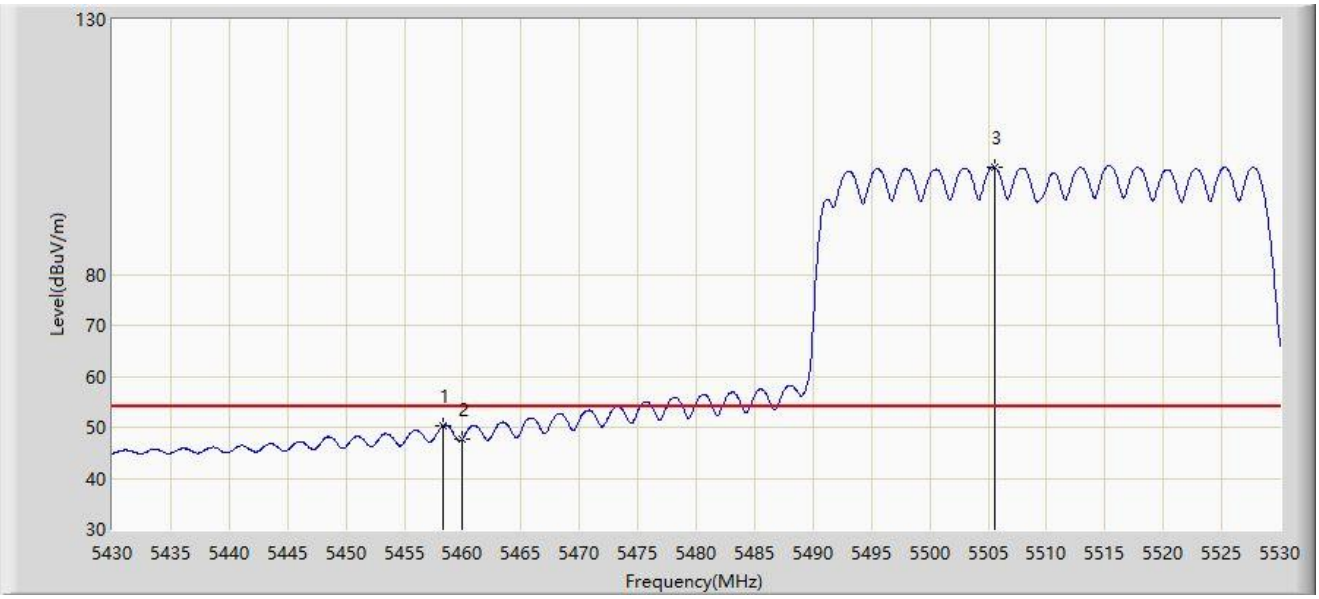

No	Mark	Frequency (MHz)	Measure Level (dBµV/m)	Reading Level (dBµV)	Margin (dB)	Limit (dBµV/m)	Factor (dB/m)	Type
1	*	5458.350	50.365	47.178	-3.635	54.000	3.187	AV
2		5460.000	47.788	44.569	-6.212	54.000	3.219	AV
3		5505.550	101.022	97.807	N/A	N/A	3.215	AV

Note 1: " * ", means this data is the worst emission level.

Note 2: Measure Level (dBµV/m) = Reading Level (dBµV) + Factor (dB/m).

Note 3: Factor (dB/m) = Cable Loss (dB) + Antenna Factor (dB/m) - Pre_Amplifier Gain (dB).

Site: WZ-AC2	Test Date: 2023-07-16
Limit: FCC_5G_RE(3m)	Engineer: Edith Yu
Probe: BBHA9120D_1457_1-18GHz	Polarity: Horizontal
EUT: HPE Aruba User Experience Sensor	Power: AC 120V/60Hz
Test Mode: Transmit by 802.11ax-HE40 at 5670MHz	

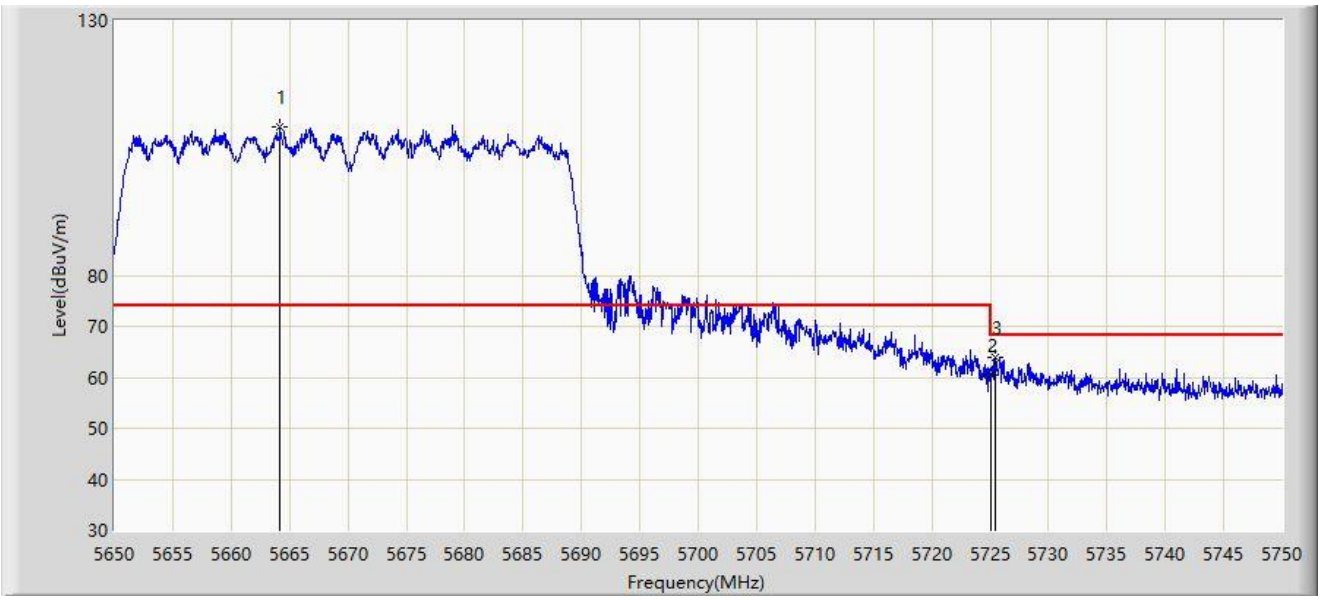

No	Mark	Frequency (MHz)	Measure Level (dBμV/m)	Reading Level (dBμV)	Margin (dB)	Limit (dBμV/m)	Factor (dB/m)	Type
1		5664.200	109.025	104.960	N/A	N/A	4.065	PK
2		5725.000	60.576	55.888	-7.624	68.200	4.688	PK
3	*	5725.400	63.908	59.216	-4.292	68.200	4.692	PK

Note 1: " * ", means this data is the worst emission level.

Note 2: Measure Level (dBμV/m) = Reading Level (dBμV) + Factor (dB/m).

Note 3: Factor (dB/m) = Cable Loss (dB) + Antenna Factor (dB/m) - Pre_Amplifier Gain (dB).

Site: WZ-AC2	Test Date: 2023-07-16
Limit: FCC_5G_RE(3m)	Engineer: Edith Yu
Probe: BBHA9120D_1457_1-18GHz	Polarity: Vertical
EUT: HPE Aruba User Experience Sensor	Power: AC 120V/60Hz
Test Mode: Transmit by 802.11ax-HE40 at 5670MHz	

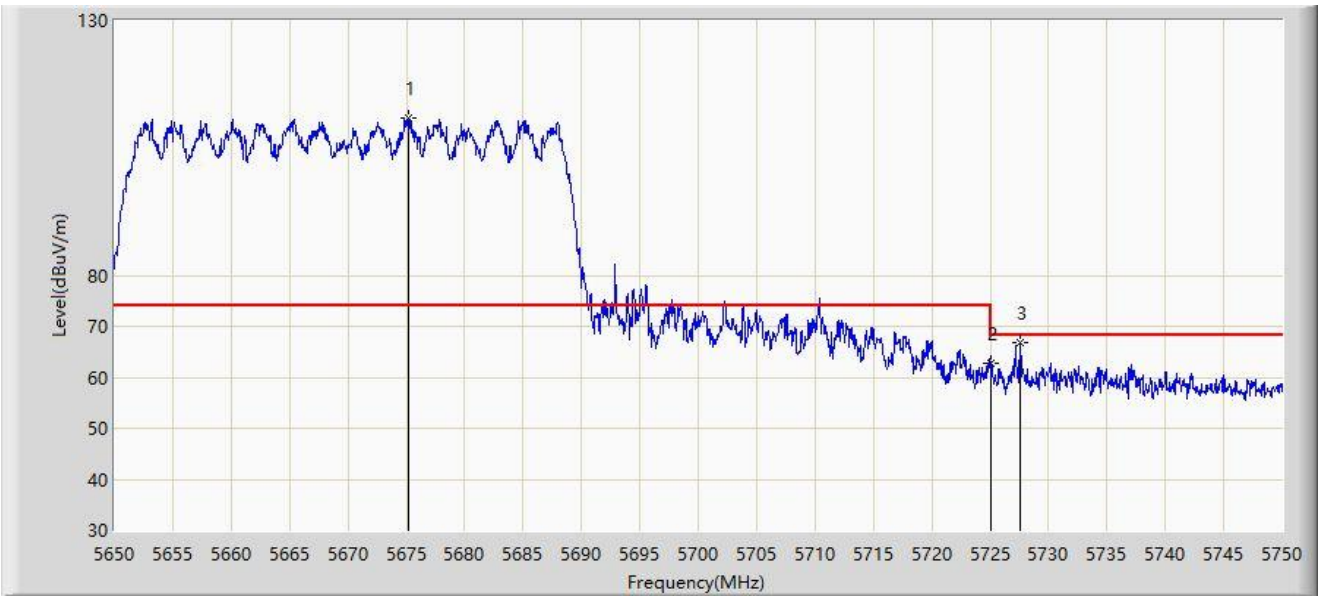

No	Mark	Frequency (MHz)	Measure Level (dBµV/m)	Reading Level (dBµV)	Margin (dB)	Limit (dBµV/m)	Factor (dB/m)	Type
1		5675.150	110.965	106.934	N/A	N/A	4.032	PK
2		5725.000	62.759	58.071	-5.441	68.200	4.688	PK
3	*	5727.600	66.773	62.102	-1.427	68.200	4.672	PK

Note 1: " * ", means this data is the worst emission level.

Note 2: Measure Level (dBµV/m) = Reading Level (dBµV) + Factor (dB/m).

Note 3: Factor (dB/m) = Cable Loss (dB) + Antenna Factor (dB/m) - Pre_Amplifier Gain (dB).

Site: WZ-AC2	Test Date: 2023-07-16
Limit: FCC_5.8G_RE(3m)	Engineer: Edith Yu
Probe: BBHA9120D_1457_1-18GHz	Polarity: Horizontal
EUT: HPE Aruba User Experience Sensor	Power: AC 120V/60Hz
Test Mode: Transmit by 802.11ax-HE40 at 5755MHz	

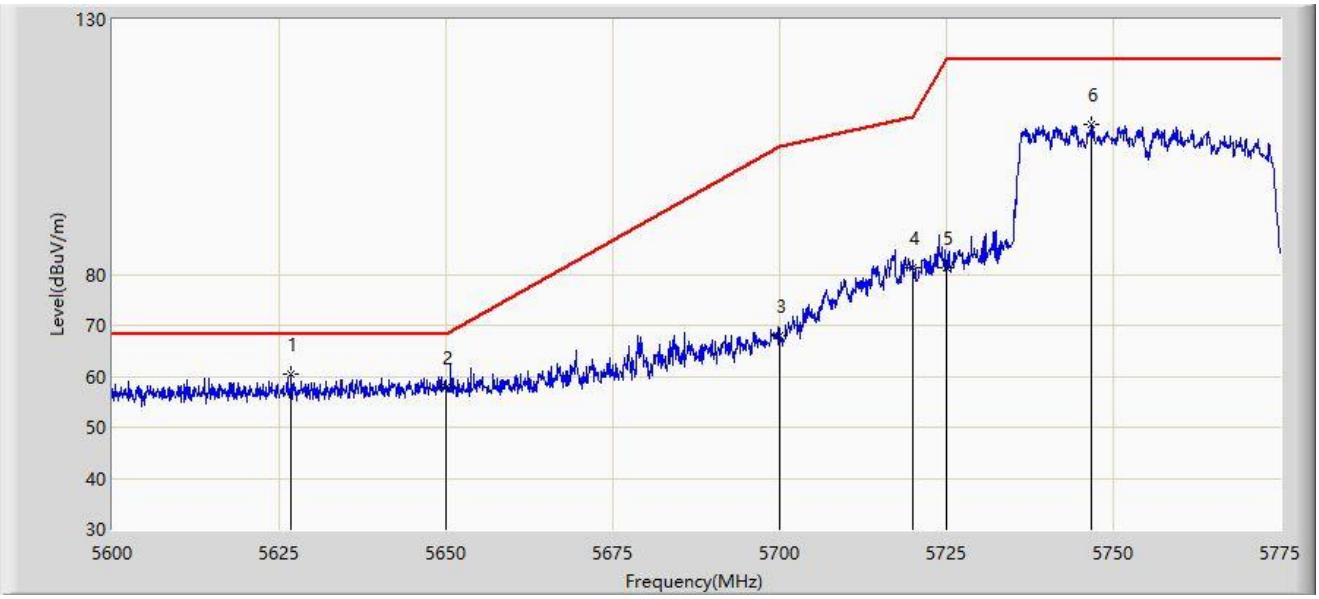

No	Mark	Frequency (MHz)	Measure Level (dBµV/m)	Reading Level (dBµV)	Margin (dB)	Limit (dBµV/m)	Factor (dB/m)	Type
1	*	5626.862	60.535	56.495	-7.665	68.200	4.040	PK
2		5650.000	57.801	53.641	-10.399	68.200	4.160	PK
3		5700.000	68.048	63.618	-37.152	105.200	4.430	PK
4		5720.000	81.275	76.625	-29.525	110.800	4.649	PK
5		5725.000	81.435	76.747	-40.765	122.200	4.688	PK
6		5746.650	109.527	105.105	N/A	N/A	4.422	PK

Note 1: " * ", means this data is the worst emission level.

Note 2: Measure Level (dBµV/m) = Reading Level (dBµV) + Factor (dB/m).

Note 3: Factor (dB/m) = Cable Loss (dB) + Antenna Factor (dB/m) - Pre_Amplifier Gain (dB).

Site: WZ-AC2	Test Date: 2023-07-16
Limit: FCC_5.8G_RE(3m)	Engineer: Edith Yu
Probe: BBHA9120D_1457_1-18GHz	Polarity: Vertical
EUT: HPE Aruba User Experience Sensor	Power: AC 120V/60Hz
Test Mode: Transmit by 802.11ax-HE40 at 5755MHz	

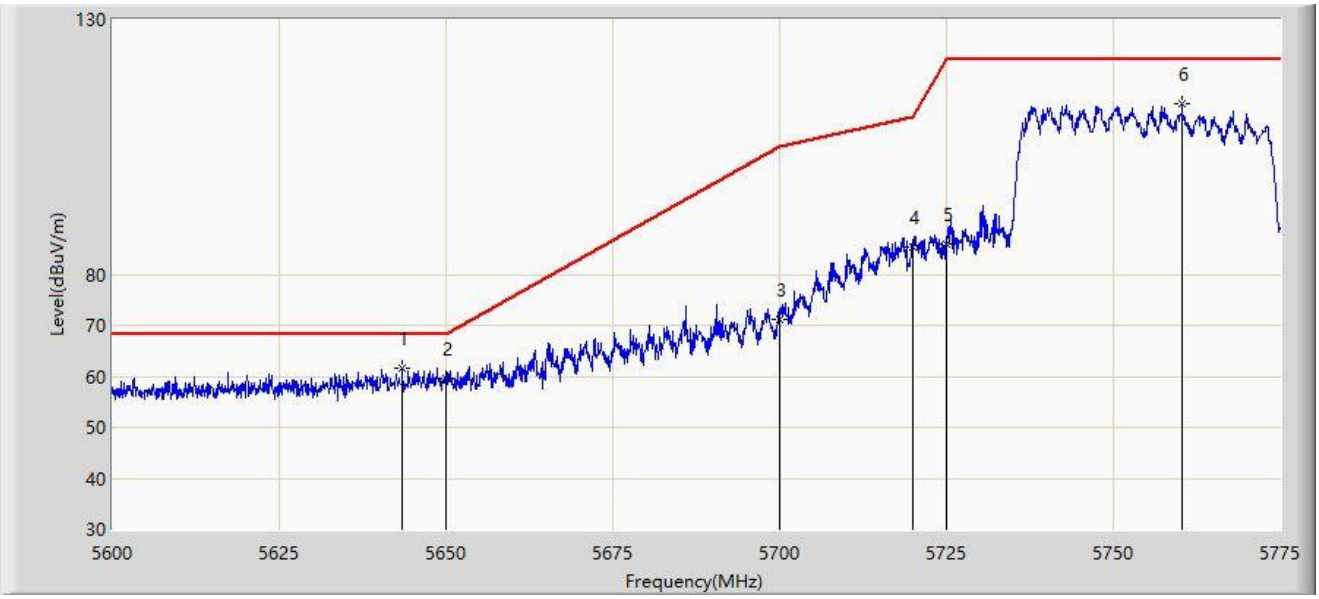

No	Mark	Frequency (MHz)	Measure Level (dBμV/m)	Reading Level (dBμV)	Margin (dB)	Limit (dBμV/m)	Factor (dB/m)	Type
1	*	5643.487	61.581	57.384	-6.619	68.200	4.196	PK
2		5650.000	59.685	55.525	-8.515	68.200	4.160	PK
3		5700.000	71.162	66.732	-34.038	105.200	4.430	PK
4		5720.000	85.337	80.687	-25.463	110.800	4.649	PK
5		5725.000	85.804	81.116	-36.396	122.200	4.688	PK
6		5760.300	113.441	108.853	N/A	N/A	4.588	PK

Note 1: " * ", means this data is the worst emission level.

Note 2: Measure Level (dBμV/m) = Reading Level (dBμV) + Factor (dB/m).

Note 3: Factor (dB/m) = Cable Loss (dB) + Antenna Factor (dB/m) - Pre_Amplifier Gain (dB).

Site: WZ-AC2	Test Date: 2023-07-16
Limit: FCC_5.8G_RE(3m)	Engineer: Edith Yu
Probe: BBHA9120D_1457_1-18GHz	Polarity: Horizontal
EUT: HPE Aruba User Experience Sensor	Power: AC 120V/60Hz
Test Mode: Transmit by 802.11ax-HE40 at 5795MHz	

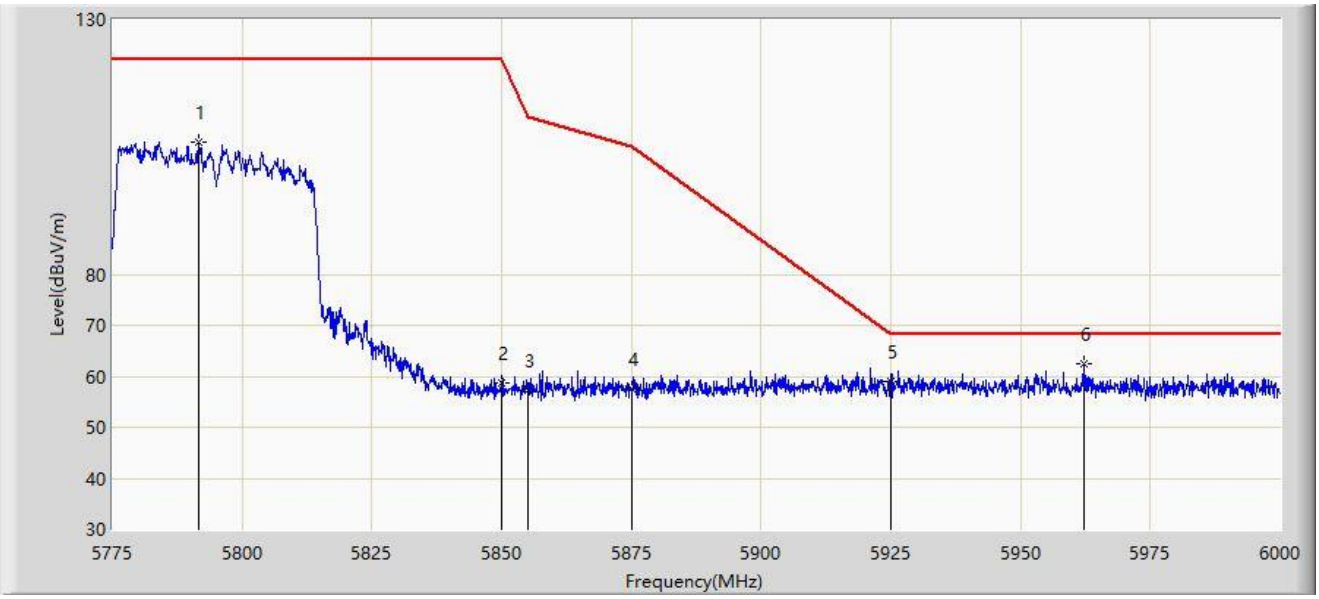

No	Mark	Frequency (MHz)	Measure Level (dBµV/m)	Reading Level (dBµV)	Margin (dB)	Limit (dBµV/m)	Factor (dB/m)	Type
1		5791.763	105.960	100.923	N/A	N/A	5.037	PK
2		5850.000	58.650	53.690	-63.550	122.200	4.960	PK
3		5855.000	57.223	52.204	-53.577	110.800	5.019	PK
4		5875.000	57.557	52.421	-47.643	105.200	5.136	PK
5		5925.000	59.016	53.746	-9.184	68.200	5.271	PK
6	*	5962.087	62.459	57.060	-5.741	68.200	5.399	PK

Note 1: " * ", means this data is the worst emission level.

Note 2: Measure Level (dBµV/m) = Reading Level (dBµV) + Factor (dB/m).

Note 3: Factor (dB/m) = Cable Loss (dB) + Antenna Factor (dB/m) - Pre_Amplifier Gain (dB).

Site: WZ-AC2	Test Date: 2023-07-16
Limit: FCC_5.8G_RE(3m)	Engineer: Edith Yu
Probe: BBHA9120D_1457_1-18GHz	Polarity: Vertical
EUT: HPE Aruba User Experience Sensor	Power: AC 120V/60Hz
Test Mode: Transmit by 802.11ax-HE40 at 5795MHz	

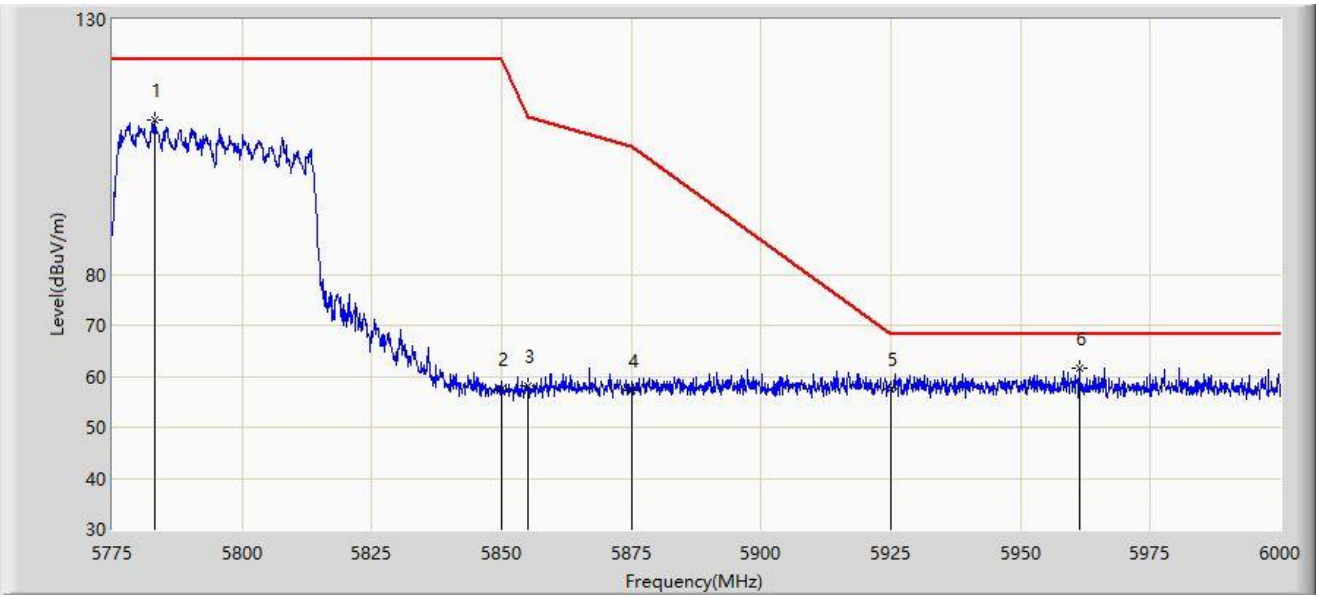

No	Mark	Frequency (MHz)	Measure Level (dBµV/m)	Reading Level (dBµV)	Margin (dB)	Limit (dBµV/m)	Factor (dB/m)	Type
1		5783.100	110.203	105.271	N/A	N/A	4.933	PK
2		5850.000	57.537	52.577	-64.663	122.200	4.960	PK
3		5855.000	58.102	53.083	-52.698	110.800	5.019	PK
4		5875.000	57.155	52.019	-48.045	105.200	5.136	PK
5		5925.000	57.449	52.179	-10.751	68.200	5.271	PK
6	*	5961.300	61.649	56.242	-6.551	68.200	5.407	PK

Note 1: " * ", means this data is the worst emission level.

Note 2: Measure Level (dBµV/m) = Reading Level (dBµV) + Factor (dB/m).

Note 3: Factor (dB/m) = Cable Loss (dB) + Antenna Factor (dB/m) - Pre_Amplifier Gain (dB).

Site: WZ-AC2	Test Date: 2023-07-16
Limit: FCC_5G_RE(3m)	Engineer: Edith Yu
Probe: BBHA9120D_1457_1-18GHz	Polarity: Horizontal
EUT: HPE Aruba User Experience Sensor	Power: AC 120V/60Hz
Test Mode: Transmit by 802.11ax-HE80 at 5210MHz	

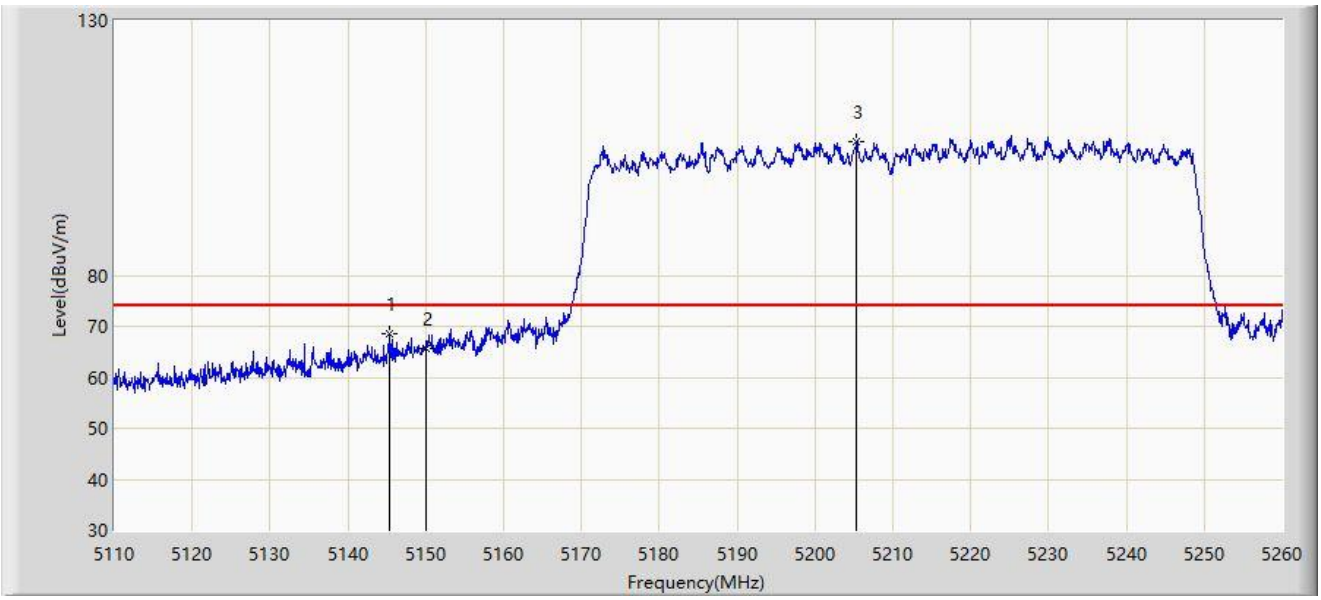

No	Mark	Frequency (MHz)	Measure Level (dBµV/m)	Reading Level (dBµV)	Margin (dB)	Limit (dBµV/m)	Factor (dB/m)	Type
1	*	5145.400	68.510	65.055	-5.490	74.000	3.455	PK
2		5150.000	65.539	62.040	-8.461	74.000	3.499	PK
3		5205.325	106.176	103.240	N/A	N/A	2.936	PK

Note 1: " * ", means this data is the worst emission level.

Note 2: Measure Level (dBµV/m) = Reading Level (dBµV) + Factor (dB/m).

Note 3: Factor (dB/m) = Cable Loss (dB) + Antenna Factor (dB/m) - Pre_Amplifier Gain (dB).

Site: WZ-AC2	Test Date: 2023-07-16
Limit: FCC_5G_RE(3m)	Engineer: Edith Yu
Probe: BBHA9120D_1457_1-18GHz	Polarity: Horizontal
EUT: HPE Aruba User Experience Sensor	Power: AC 120V/60Hz
Test Mode: Transmit by 802.11ax-HE80 at 5210MHz	

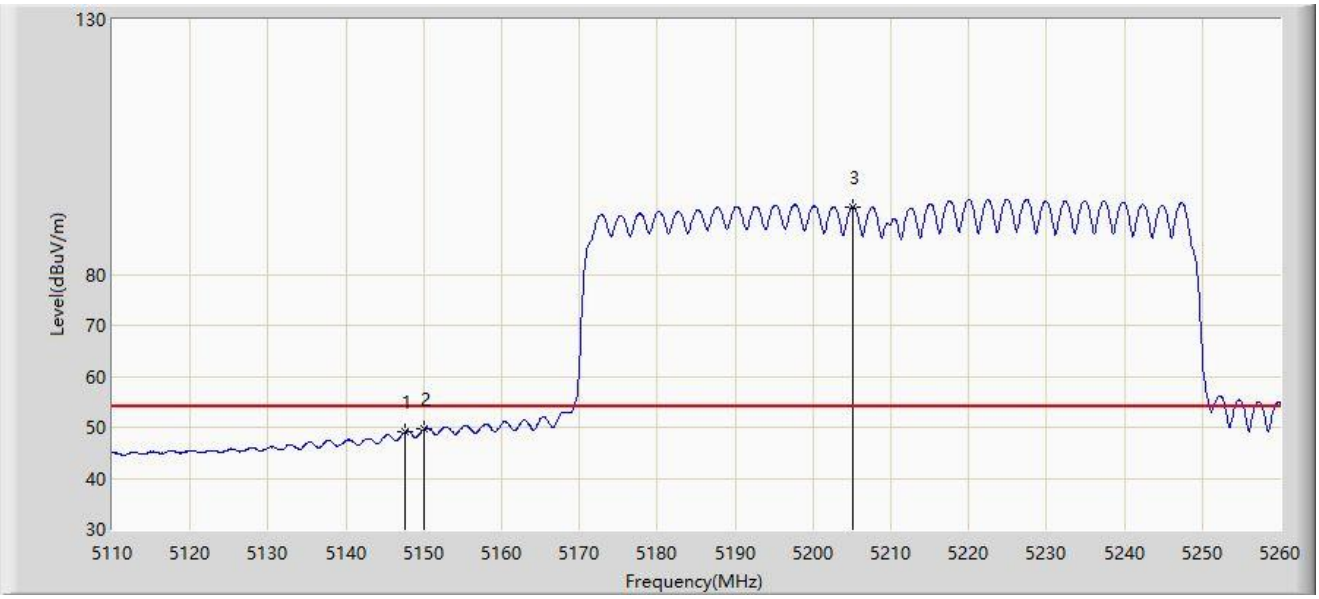

No	Mark	Frequency (MHz)	Measure Level (dBµV/m)	Reading Level (dBµV)	Margin (dB)	Limit (dBµV/m)	Factor (dB/m)	Type
1		5147.500	49.117	45.633	-4.883	54.000	3.485	AV
2	*	5150.000	49.671	46.172	-4.329	54.000	3.499	AV
3		5205.100	93.189	90.254	N/A	N/A	2.935	AV

Note 1: " * ", means this data is the worst emission level.

Note 2: Measure Level (dBµV/m) = Reading Level (dBµV) + Factor (dB/m).

Note 3: Factor (dB/m) = Cable Loss (dB) + Antenna Factor (dB/m) - Pre_Amplifier Gain (dB).

Site: WZ-AC2	Test Date: 2023-07-16
Limit: FCC_5G_RE(3m)	Engineer: Edith Yu
Probe: BBHA9120D_1457_1-18GHz	Polarity: Vertical
EUT: HPE Aruba User Experience Sensor	Power: AC 120V/60Hz
Test Mode: Transmit by 802.11ax-HE80 at 5210MHz	

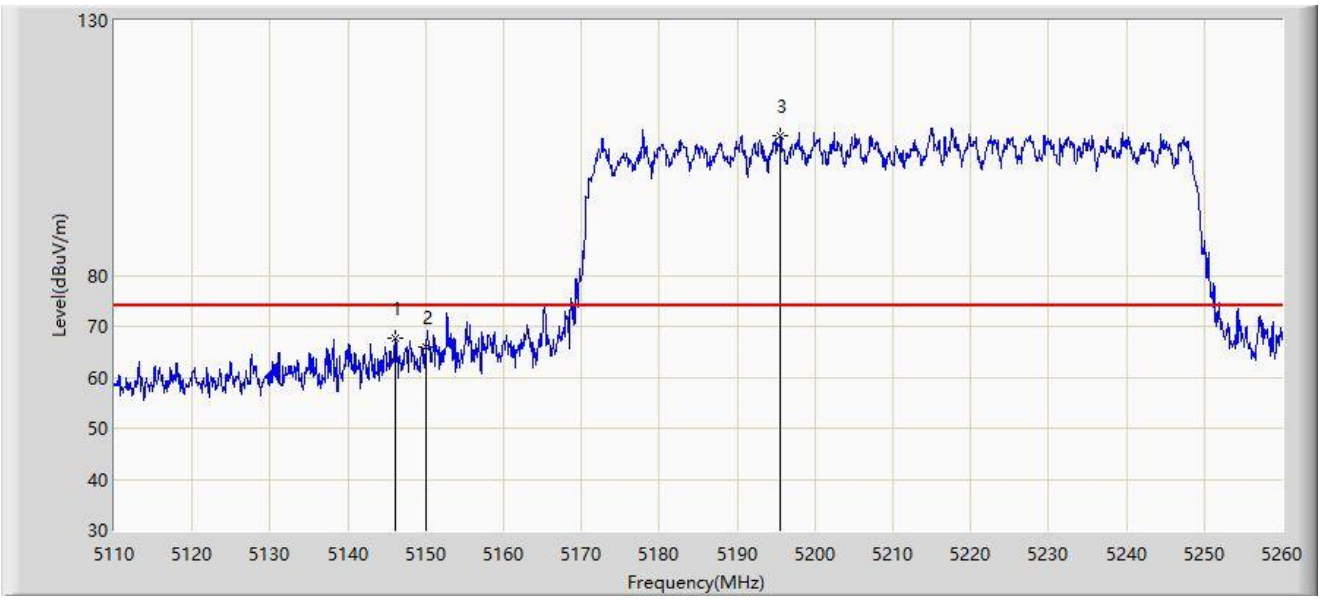

No	Mark	Frequency (MHz)	Measure Level (dBµV/m)	Reading Level (dBµV)	Margin (dB)	Limit (dBµV/m)	Factor (dB/m)	Type
1	*	5146.075	67.551	64.087	-6.449	74.000	3.464	PK
2		5150.000	65.847	62.348	-8.153	74.000	3.499	PK
3		5195.575	107.458	104.473	N/A	N/A	2.985	PK

Note 1: " * ", means this data is the worst emission level.

Note 2: Measure Level (dBµV/m) = Reading Level (dBµV) + Factor (dB/m).

Note 3: Factor (dB/m) = Cable Loss (dB) + Antenna Factor (dB/m) - Pre_Amplifier Gain (dB).

Site: WZ-AC2	Test Date: 2023-07-16
Limit: FCC_5G_RE(3m)	Engineer: Edith Yu
Probe: BBHA9120D_1457_1-18GHz	Polarity: Vertical
EUT: HPE Aruba User Experience Sensor	Power: AC 120V/60Hz
Test Mode: Transmit by 802.11ax-HE80 at 5210MHz	

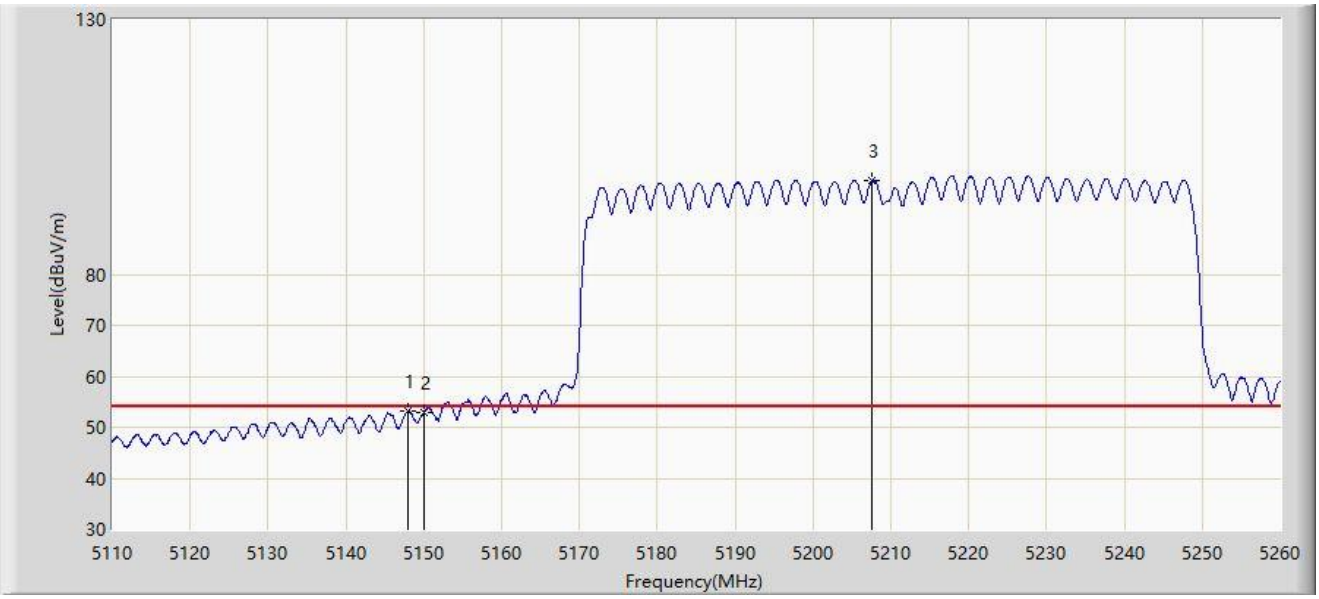

No	Mark	Frequency (MHz)	Measure Level (dBµV/m)	Reading Level (dBµV)	Margin (dB)	Limit (dBµV/m)	Factor (dB/m)	Type
1	*	5148.025	53.212	49.720	-0.788	54.000	3.491	AV
2		5150.000	53.031	49.532	-0.969	54.000	3.499	AV
3		5207.650	98.493	95.550	N/A	N/A	2.944	AV

Note 1: " * ", means this data is the worst emission level.

Note 2: Measure Level (dBµV/m) = Reading Level (dBµV) + Factor (dB/m).

Note 3: Factor (dB/m) = Cable Loss (dB) + Antenna Factor (dB/m) - Pre_Amplifier Gain (dB).

Site: WZ-AC2	Test Date: 2023-07-16
Limit: FCC_5G_RE(3m)	Engineer: Edith Yu
Probe: BBHA9120D_1457_1-18GHz	Polarity: Horizontal
EUT: HPE Aruba User Experience Sensor	Power: AC 120V/60Hz
Test Mode: Transmit by 802.11ax-HE80 at 5290MHz	

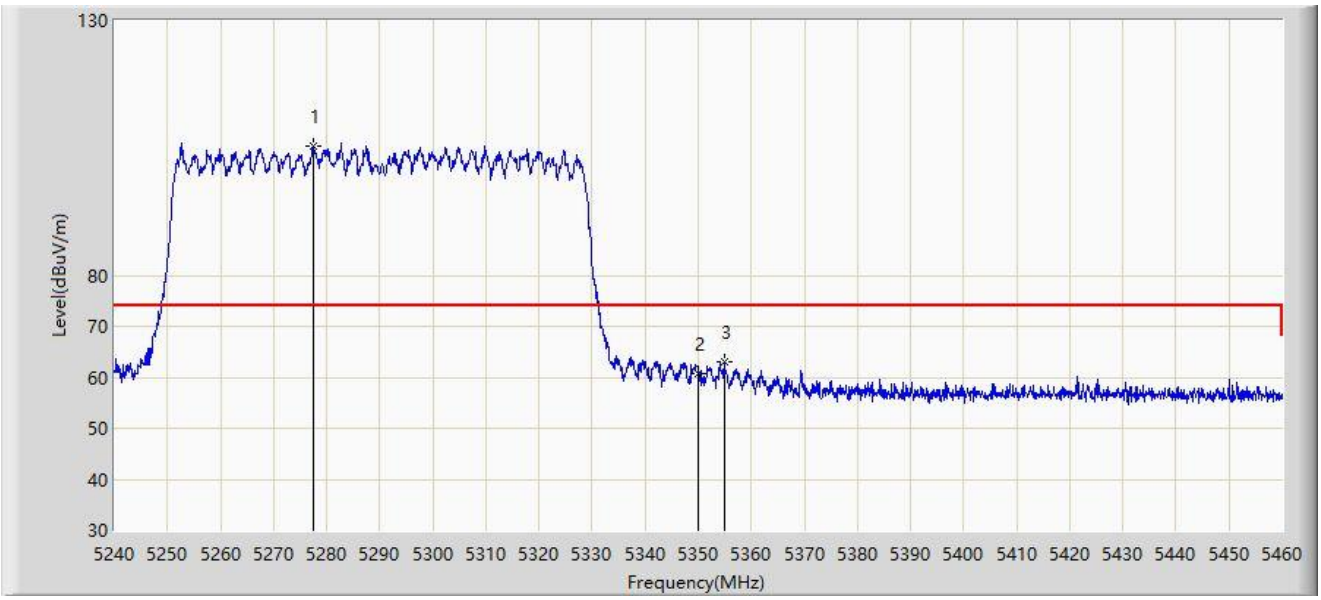

No	Mark	Frequency (MHz)	Measure Level (dBµV/m)	Reading Level (dBµV)	Margin (dB)	Limit (dBµV/m)	Factor (dB/m)	Type
1		5277.510	105.378	102.784	N/A	N/A	2.594	PK
2		5350.000	60.797	57.966	-13.203	74.000	2.832	PK
3	*	5354.950	63.181	60.369	-10.819	74.000	2.812	PK

Note 1: " * ", means this data is the worst emission level.

Note 2: Measure Level (dBµV/m) = Reading Level (dBµV) + Factor (dB/m).

Note 3: Factor (dB/m) = Cable Loss (dB) + Antenna Factor (dB/m) - Pre_Amplifier Gain (dB).

Site: WZ-AC2	Test Date: 2023-07-16
Limit: FCC_5G_RE(3m)	Engineer: Edith Yu
Probe: BBHA9120D_1457_1-18GHz	Polarity: Horizontal
EUT: HPE Aruba User Experience Sensor	Power: AC 120V/60Hz
Test Mode: Transmit by 802.11ax-HE80 at 5290MHz	

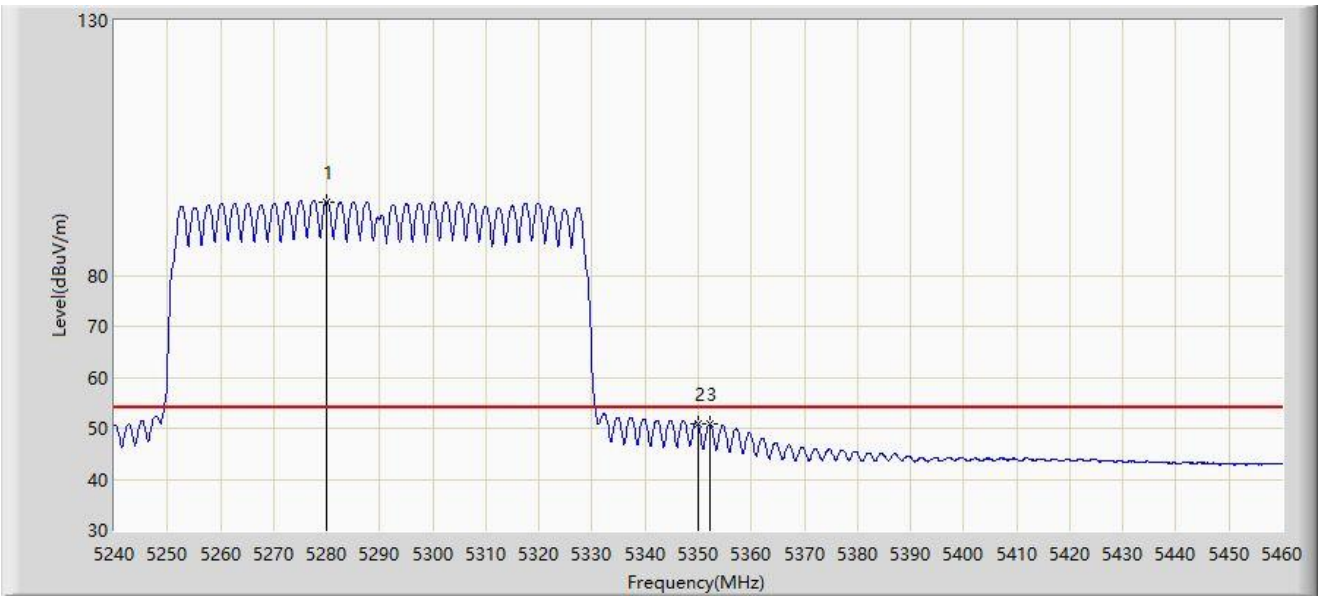

No	Mark	Frequency (MHz)	Measure Level (dBµV/m)	Reading Level (dBµV)	Margin (dB)	Limit (dBµV/m)	Factor (dB/m)	Type
1		5279.930	94.456	91.879	N/A	N/A	2.577	AV
2	*	5350.000	50.803	47.972	-3.197	54.000	2.832	AV
3		5352.090	50.756	47.958	-3.244	54.000	2.798	AV

Note 1: " * ", means this data is the worst emission level.

Note 2: Measure Level (dBµV/m) = Reading Level (dBµV) + Factor (dB/m).

Note 3: Factor (dB/m) = Cable Loss (dB) + Antenna Factor (dB/m) - Pre_Amplifier Gain (dB).

Site: WZ-AC2	Test Date: 2023-07-16
Limit: FCC_5G_RE(3m)	Engineer: Edith Yu
Probe: BBHA9120D_1457_1-18GHz	Polarity: Vertical
EUT: HPE Aruba User Experience Sensor	Power: AC 120V/60Hz
Test Mode: Transmit by 802.11ax-HE80 at 5290MHz	

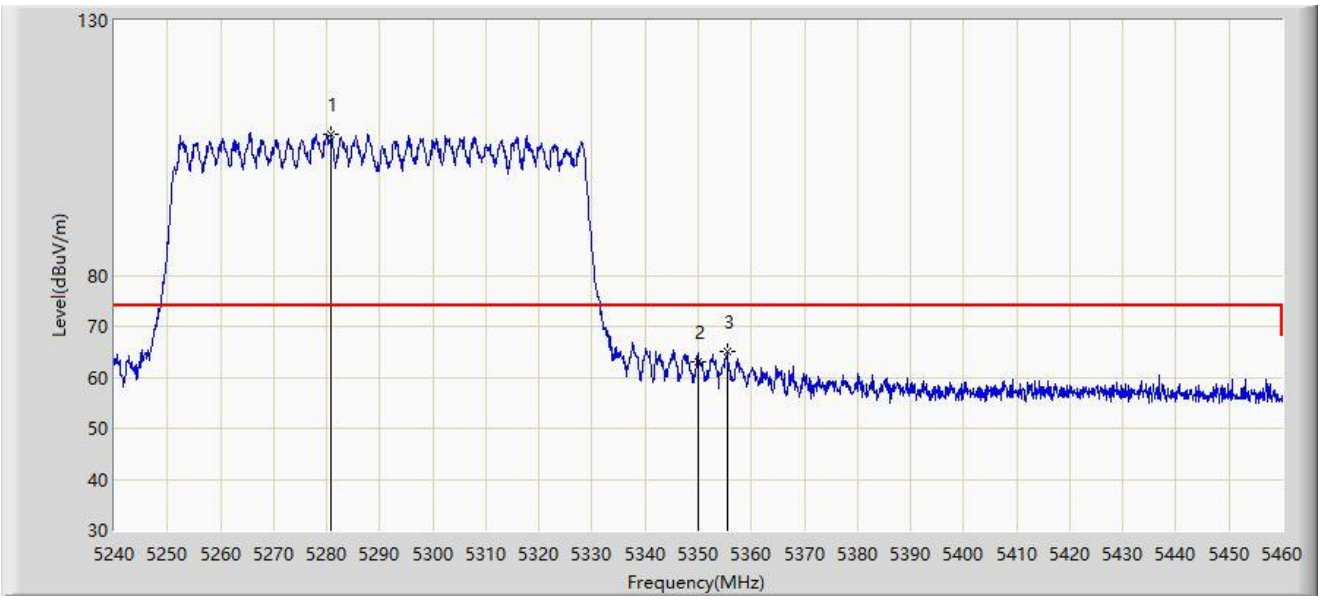

No	Mark	Frequency (MHz)	Measure Level (dBμV/m)	Reading Level (dBμV)	Margin (dB)	Limit (dBμV/m)	Factor (dB/m)	Type
1		5280.810	107.580	105.010	N/A	N/A	2.570	PK
2		5350.000	62.971	60.140	-11.029	74.000	2.832	PK
3	*	5355.500	64.974	62.160	-9.026	74.000	2.815	PK

Note 1: " * ", means this data is the worst emission level.

Note 2: Measure Level (dBμV/m) = Reading Level (dBμV) + Factor (dB/m).

Note 3: Factor (dB/m) = Cable Loss (dB) + Antenna Factor (dB/m) - Pre_Amplifier Gain (dB).

Site: WZ-AC2	Test Date: 2023-07-16
Limit: FCC_5G_RE(3m)	Engineer: Edith Yu
Probe: BBHA9120D_1457_1-18GHz	Polarity: Vertical
EUT: HPE Aruba User Experience Sensor	Power: AC 120V/60Hz
Test Mode: Transmit by 802.11ax-HE80 at 5290MHz	

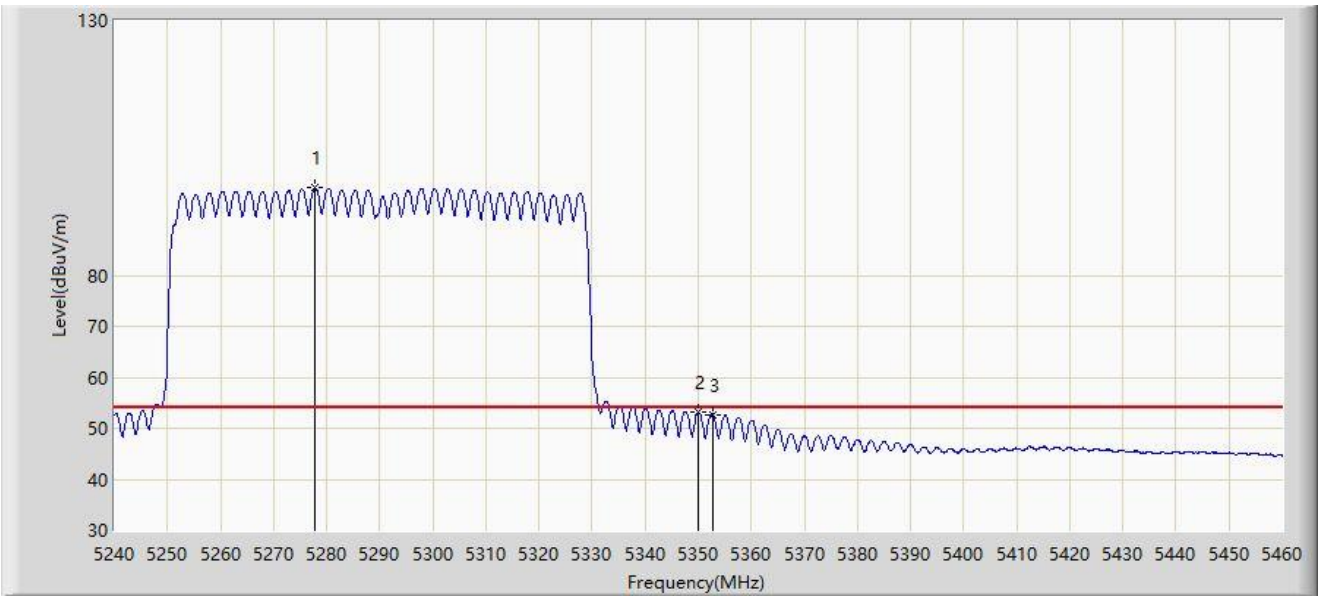

No	Mark	Frequency (MHz)	Measure Level (dBμV/m)	Reading Level (dBμV)	Margin (dB)	Limit (dBμV/m)	Factor (dB/m)	Type
1		5277.840	97.120	94.528	N/A	N/A	2.592	AV
2	*	5350.000	53.060	50.229	-0.940	54.000	2.832	AV
3		5352.750	52.692	49.891	-1.308	54.000	2.800	AV

Note 1: " * ", means this data is the worst emission level.

Note 2: Measure Level (dBμV/m) = Reading Level (dBμV) + Factor (dB/m).

Note 3: Factor (dB/m) = Cable Loss (dB) + Antenna Factor (dB/m) - Pre_Amplifier Gain (dB).

Site: WZ-AC2	Test Date: 2023-07-16
Limit: FCC_5G_RE(3m)	Engineer: Edith Yu
Probe: BBHA9120D_1457_1-18GHz	Polarity: Horizontal
EUT: HPE Aruba User Experience Sensor	Power: AC 120V/60Hz
Test Mode: Transmit by 802.11ax-HE80 at 5530MHz	

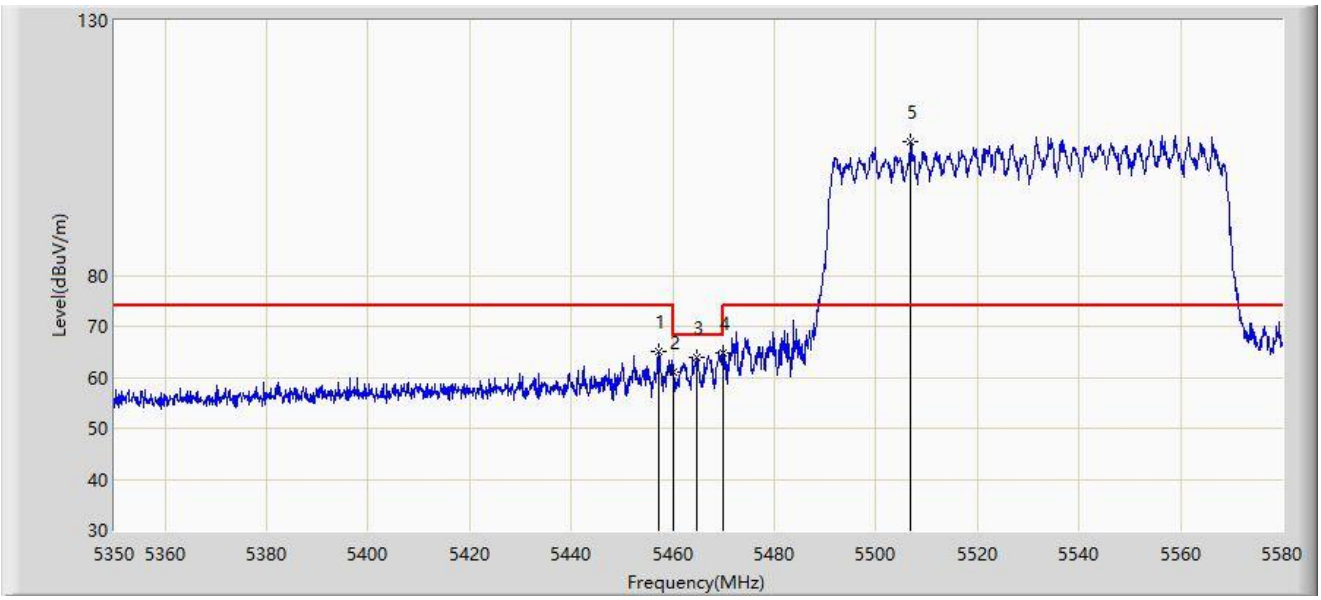

No	Mark	Frequency (MHz)	Measure Level (dBµV/m)	Reading Level (dBµV)	Margin (dB)	Limit (dBµV/m)	Factor (dB/m)	Type
1		5457.295	65.215	62.048	-8.785	74.000	3.166	PK
2		5460.000	61.033	57.814	-12.967	74.000	3.219	PK
3		5464.770	64.034	60.723	-4.166	68.200	3.311	PK
4	*	5470.000	64.638	61.226	-3.562	68.200	3.411	PK
5		5506.745	106.137	102.934	N/A	N/A	3.202	PK

Note 1: " * ", means this data is the worst emission level.

Note 2: Measure Level (dBµV/m) = Reading Level (dBµV) + Factor (dB/m).

Note 3: Factor (dB/m) = Cable Loss (dB) + Antenna Factor (dB/m) - Pre_Amplifier Gain (dB).

Site: WZ-AC2	Test Date: 2023-07-16
Limit: FCC_5G_RE(3m)	Engineer: Edith Yu
Probe: BBHA9120D_1457_1-18GHz	Polarity: Horizontal
EUT: HPE Aruba User Experience Sensor	Power: AC 120V/60Hz
Test Mode: Transmit by 802.11ax-HE80 at 5530MHz	

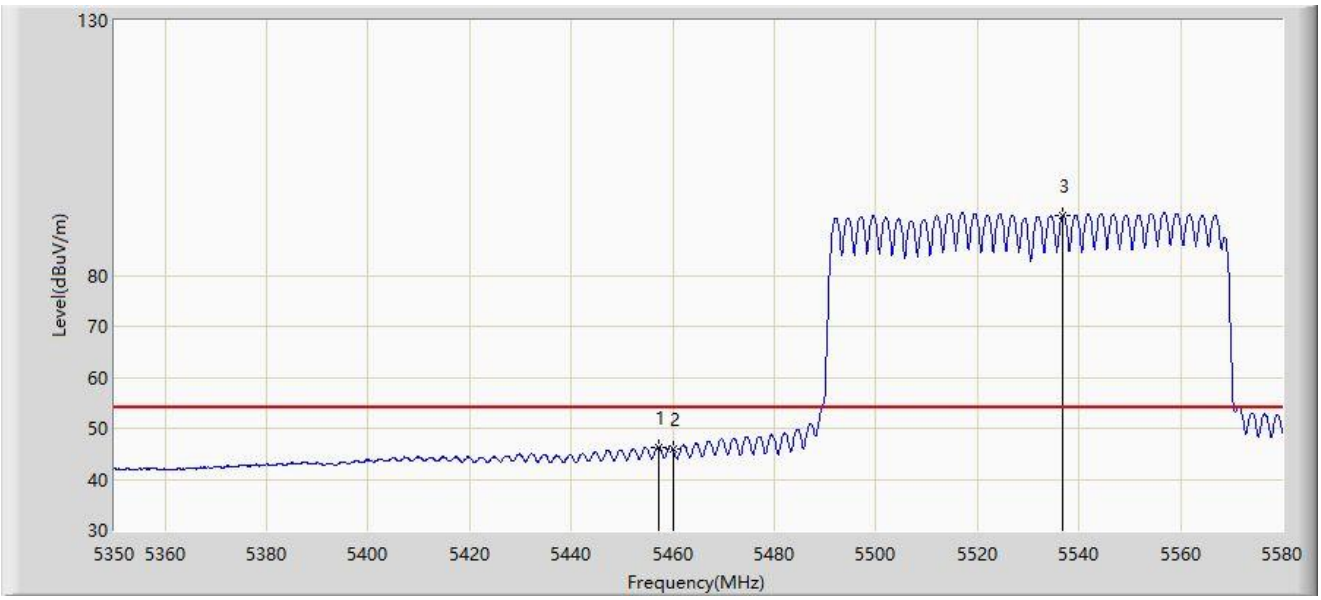

No	Mark	Frequency (MHz)	Measure Level (dBµV/m)	Reading Level (dBµV)	Margin (dB)	Limit (dBµV/m)	Factor (dB/m)	Type
1	*	5457.180	46.343	43.178	-7.657	54.000	3.165	AV
2		5460.000	45.947	42.728	-8.053	54.000	3.219	AV
3		5536.760	91.738	88.380	N/A	N/A	3.358	AV

Note 1: " * ", means this data is the worst emission level.

Note 2: Measure Level (dBµV/m) = Reading Level (dBµV) + Factor (dB/m).

Note 3: Factor (dB/m) = Cable Loss (dB) + Antenna Factor (dB/m) - Pre_Amplifier Gain (dB).

Site: WZ-AC2	Test Date: 2023-07-16
Limit: FCC_5G_RE(3m)	Engineer: Edith Yu
Probe: BBHA9120D_1457_1-18GHz	Polarity: Vertical
EUT: HPE Aruba User Experience Sensor	Power: AC 120V/60Hz
Test Mode: Transmit by 802.11ax-HE80 at 5530MHz	

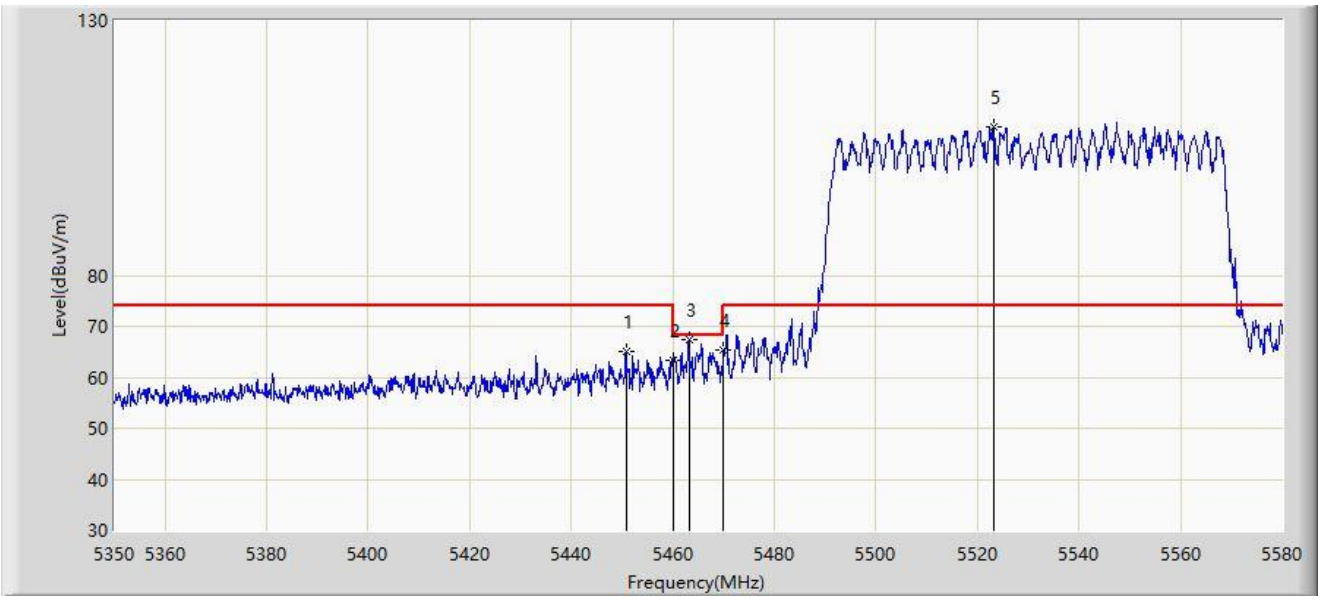

No	Mark	Frequency (MHz)	Measure Level (dBµV/m)	Reading Level (dBµV)	Margin (dB)	Limit (dBµV/m)	Factor (dB/m)	Type
1		5450.740	65.060	61.923	-8.940	74.000	3.137	PK
2		5460.000	63.426	60.207	-10.574	74.000	3.219	PK
3	*	5463.160	67.442	64.162	-0.758	68.200	3.279	PK
4		5470.000	65.428	62.016	-2.772	68.200	3.411	PK
5		5523.190	109.158	106.023	N/A	N/A	3.135	PK

Note 1: " * ", means this data is the worst emission level.

Note 2: Measure Level (dBµV/m) = Reading Level (dBµV) + Factor (dB/m).

Note 3: Factor (dB/m) = Cable Loss (dB) + Antenna Factor (dB/m) - Pre_Amplifier Gain (dB).

Site: WZ-AC2	Test Date: 2023-07-16
Limit: FCC_5G_RE(3m)	Engineer: Edith Yu
Probe: BBHA9120D_1457_1-18GHz	Polarity: Vertical
EUT: HPE Aruba User Experience Sensor	Power: AC 120V/60Hz
Test Mode: Transmit by 802.11ax-HE80 at 5530MHz	

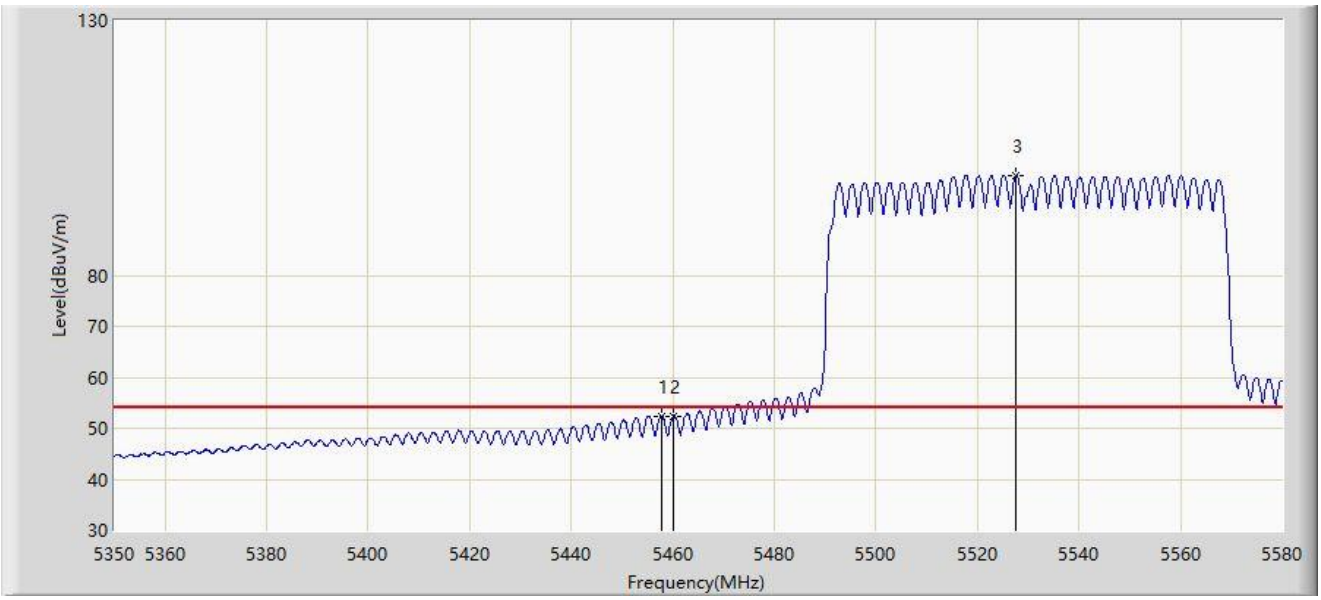

No	Mark	Frequency (MHz)	Measure Level (dBµV/m)	Reading Level (dBµV)	Margin (dB)	Limit (dBµV/m)	Factor (dB/m)	Type
1	*	5457.870	52.351	49.173	-1.649	54.000	3.178	AV
2		5460.000	52.262	49.043	-1.738	54.000	3.219	AV
3		5527.560	99.476	96.245	N/A	N/A	3.230	AV

Note 1: " * ", means this data is the worst emission level.

Note 2: Measure Level (dBµV/m) = Reading Level (dBµV) + Factor (dB/m).

Note 3: Factor (dB/m) = Cable Loss (dB) + Antenna Factor (dB/m) - Pre_Amplifier Gain (dB).

Site: WZ-AC2	Test Date: 2023-07-16
Limit: FCC_5G_RE(3m)	Engineer: Edith Yu
Probe: BBHA9120D_1457_1-18GHz	Polarity: Horizontal
EUT: HPE Aruba User Experience Sensor	Power: AC 120V/60Hz
Test Mode: Transmit by 802.11ax-HE80 at 5610MHz	

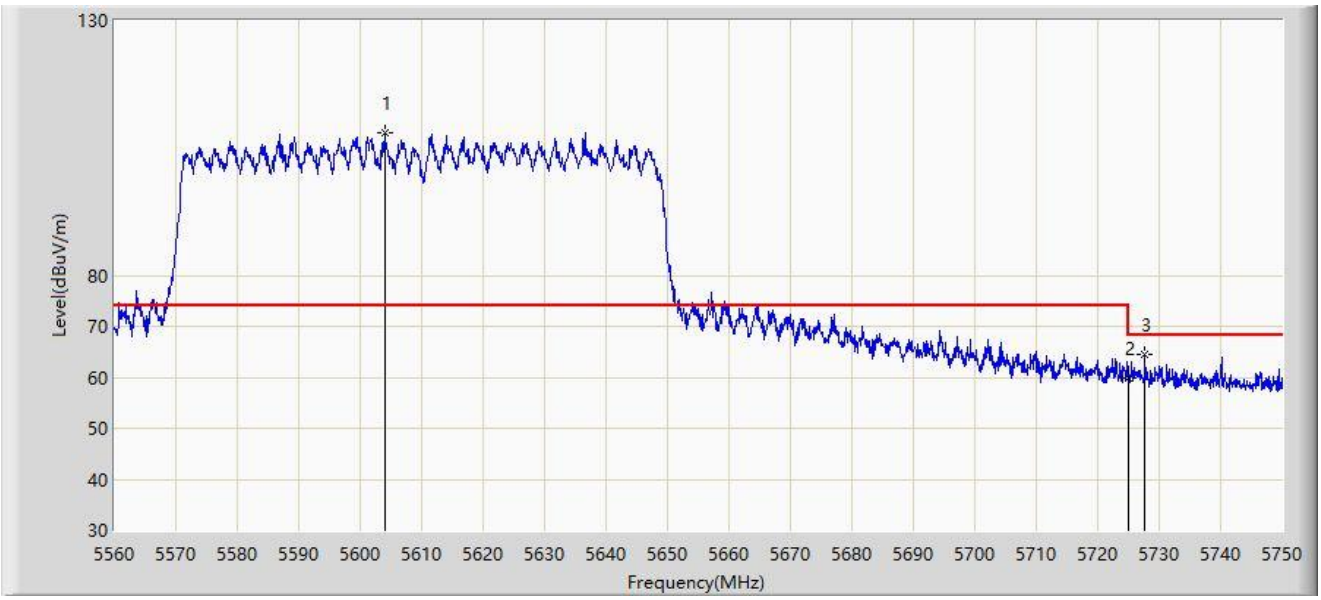

No	Mark	Frequency (MHz)	Measure Level (dBµV/m)	Reading Level (dBµV)	Margin (dB)	Limit (dBµV/m)	Factor (dB/m)	Type
1		5603.985	107.943	104.351	N/A	N/A	3.592	PK
2		5725.000	59.826	55.138	-8.374	68.200	4.688	PK
3	*	5727.675	64.566	59.896	-3.634	68.200	4.670	PK

Note 1: " * ", means this data is the worst emission level.

Note 2: Measure Level (dBµV/m) = Reading Level (dBµV) + Factor (dB/m).

Note 3: Factor (dB/m) = Cable Loss (dB) + Antenna Factor (dB/m) - Pre_Amplifier Gain (dB).

Site: WZ-AC2	Test Date: 2023-07-16
Limit: FCC_5G_RE(3m)	Engineer: Edith Yu
Probe: BBHA9120D_1457_1-18GHz	Polarity: Vertical
EUT: HPE Aruba User Experience Sensor	Power: AC 120V/60Hz
Test Mode: Transmit by 802.11ax-HE80 at 5610MHz	

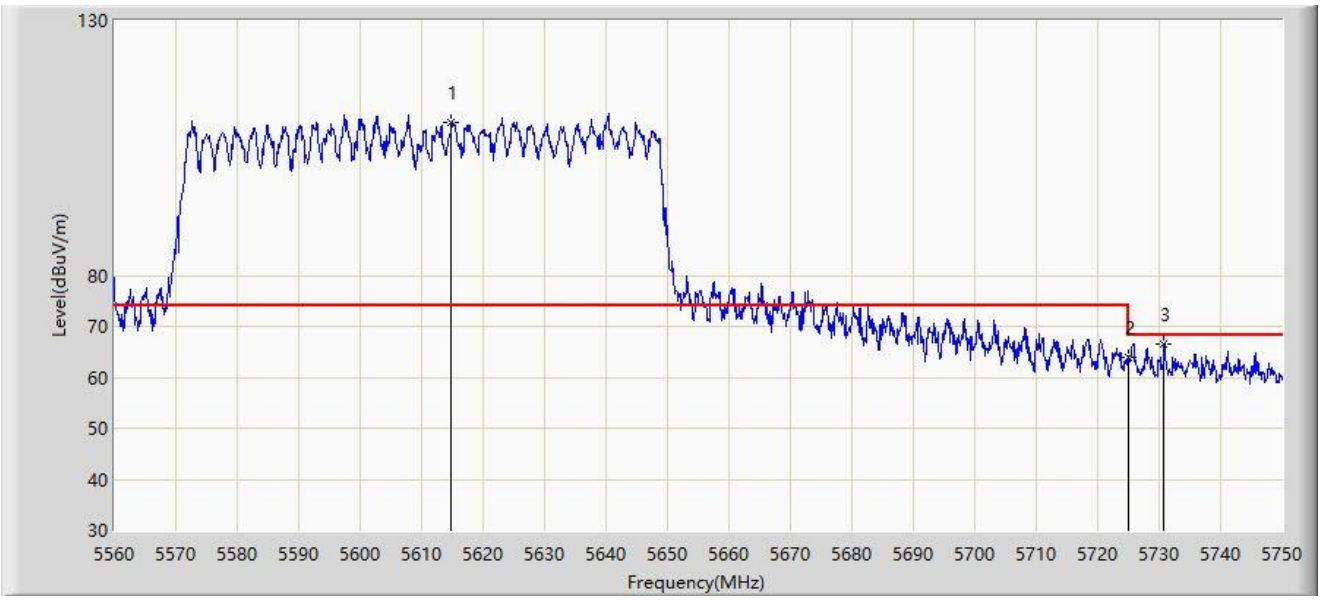

No	Mark	Frequency (MHz)	Measure Level (dBμV/m)	Reading Level (dBμV)	Margin (dB)	Limit (dBμV/m)	Factor (dB/m)	Type
1		5614.815	109.970	106.193	N/A	N/A	3.778	PK
2		5725.000	63.970	59.282	-4.230	68.200	4.688	PK
3	*	5730.810	66.558	61.944	-1.642	68.200	4.614	PK

Note 1: " * ", means this data is the worst emission level.

Note 2: Measure Level (dBμV/m) = Reading Level (dBμV) + Factor (dB/m).

Note 3: Factor (dB/m) = Cable Loss (dB) + Antenna Factor (dB/m) - Pre_Amplifier Gain (dB).

Site: WZ-AC2	Test Date: 2023-07-16
Limit: FCC_5.8G_RE(3m)	Engineer: Edith Yu
Probe: BBHA9120D_1457_1-18GHz	Polarity: Horizontal
EUT: HPE Aruba User Experience Sensor	Power: AC 120V/60Hz
Test Mode: Transmit by 802.11ax-HE80 at 5775MHz	

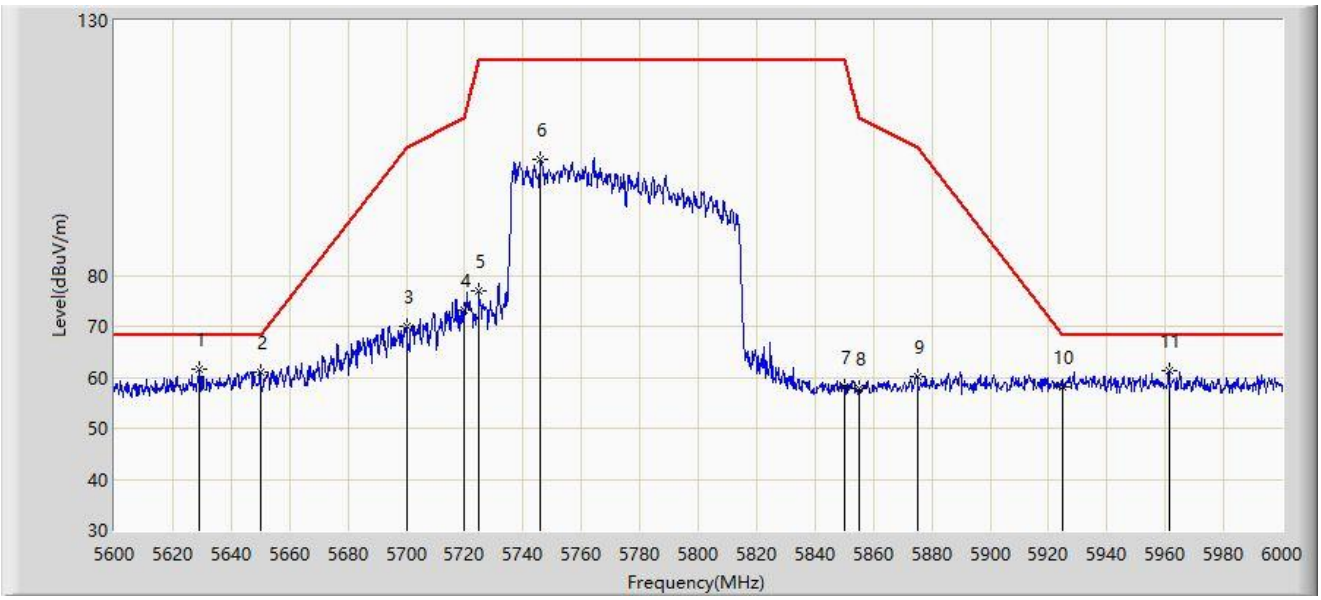

No	Mark	Frequency (MHz)	Measure Level (dBµV/m)	Reading Level (dBµV)	Margin (dB)	Limit (dBµV/m)	Factor (dB/m)	Type
1	*	5629.000	61.653	57.588	-6.547	68.200	4.064	PK
2		5650.000	61.126	56.966	-7.074	68.200	4.160	PK
3		5700.000	69.866	65.436	-35.334	105.200	4.430	PK
4		5720.000	73.155	68.505	-37.645	110.800	4.649	PK
5		5725.000	76.872	72.184	-45.328	122.200	4.688	PK
6		5746.000	102.631	98.217	N/A	N/A	4.414	PK
7		5850.000	58.099	53.139	-64.101	122.200	4.960	PK
8		5855.000	57.887	52.868	-52.913	110.800	5.019	PK
9		5875.000	60.019	54.883	-45.181	105.200	5.136	PK
10		5925.000	58.024	52.754	-10.176	68.200	5.271	PK
11		5961.200	61.382	55.974	-6.818	68.200	5.407	PK

Note 1: " * ", means this data is the worst emission level.

Note 2: Measure Level (dBµV/m) = Reading Level (dBµV) + Factor (dB/m).

Note 3: Factor (dB/m) = Cable Loss (dB) + Antenna Factor (dB/m) - Pre_Amplifier Gain (dB).

Site: WZ-AC2	Test Date: 2023-07-16
Limit: FCC_5.8G_RE(3m)	Engineer: Edith Yu
Probe: BBHA9120D_1457_1-18GHz	Polarity: Vertical
EUT: HPE Aruba User Experience Sensor	Power: AC 120V/60Hz
Test Mode: Transmit by 802.11ax-HE80 at 5775MHz	

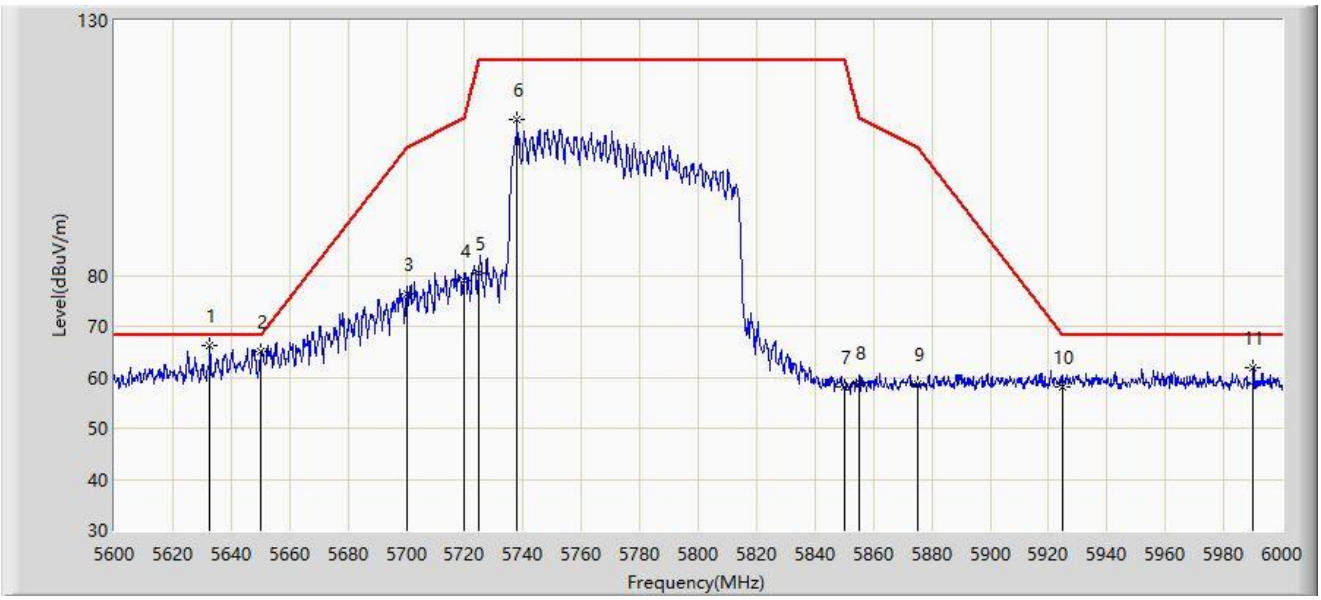

No	Mark	Frequency (MHz)	Measure Level (dBµV/m)	Reading Level (dBµV)	Margin (dB)	Limit (dBµV/m)	Factor (dB/m)	Type
1	*	5632.800	66.103	61.994	-2.097	68.200	4.109	PK
2		5650.000	64.983	60.823	-3.217	68.200	4.160	PK
3		5700.000	76.485	72.055	-28.715	105.200	4.430	PK
4		5720.000	79.033	74.383	-31.767	110.800	4.649	PK
5		5725.000	80.382	75.694	-41.818	122.200	4.688	PK
6		5737.800	110.612	106.124	N/A	N/A	4.489	PK
7		5850.000	58.214	53.254	-63.986	122.200	4.960	PK
8		5855.000	58.969	53.950	-51.831	110.800	5.019	PK
9		5875.000	58.711	53.575	-46.489	105.200	5.136	PK
10		5925.000	58.166	52.896	-10.034	68.200	5.271	PK
11		5990.200	61.998	56.672	-6.202	68.200	5.325	PK

Note 1: " * ", means this data is the worst emission level.

Note 2: Measure Level (dBµV/m) = Reading Level (dBµV) + Factor (dB/m).

Note 3: Factor (dB/m) = Cable Loss (dB) + Antenna Factor (dB/m) - Pre_Amplifier Gain (dB).

Spot Check Test Data

Site: WZ-AC1	Test Date: 2023-08-09
Limit: FCC_5G_RE(3m)	Engineer: Ajin Fan
Probe: BBHA9120D_1167_1-18GHz	Polarity: Horizontal
EUT: HPE Aruba User Experience Sensor	Power: AC 120V/60Hz
Test Mode: Transmit by 802.11ac-VHT20 at 5320MHz	

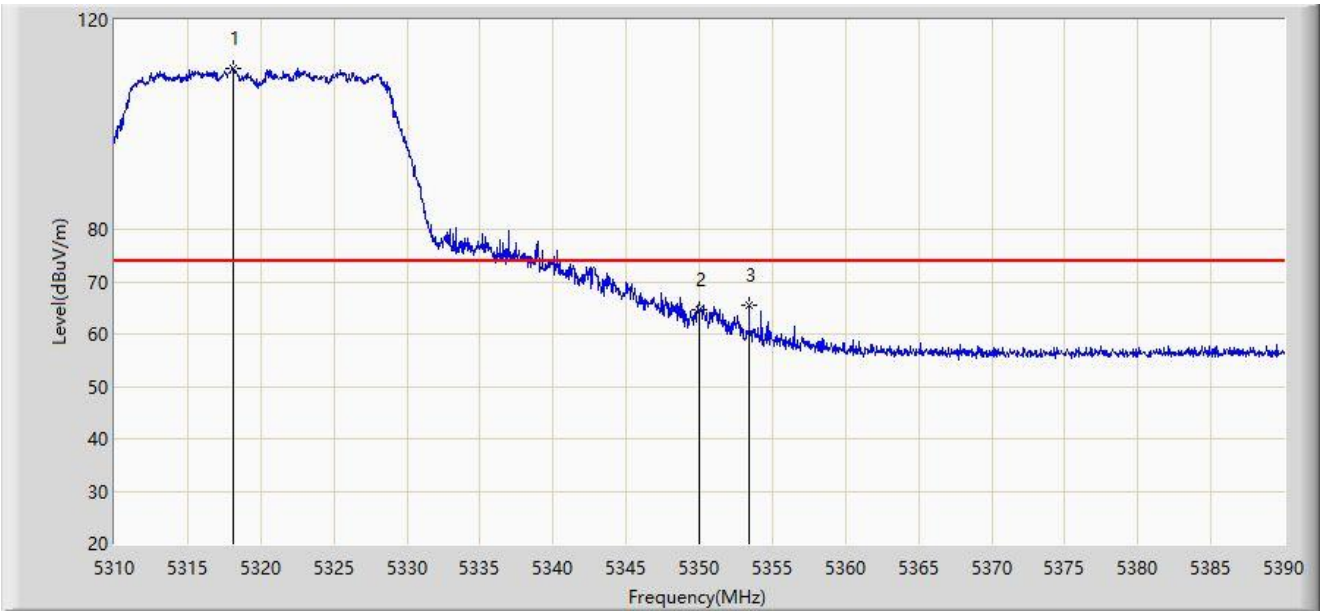

No	Mark	Frequency (MHz)	Measure Level (dBμV/m)	Reading Level (dBμV)	Margin (dB)	Limit (dBμV/m)	Factor (dB/m)	Type
1		5318.160	110.608	106.976	N/A	N/A	3.632	PK
2		5350.000	64.626	61.098	-9.374	74.000	3.527	PK
3	*	5353.400	65.626	62.123	-8.374	74.000	3.503	PK

Note 1: " * ", means this data is the worst emission level.

Note 2: Measure Level (dBμV/m) = Reading Level (dBμV) + Factor (dB/m).

Note 3: Factor (dB/m) = Cable Loss (dB) + Antenna Factor (dB/m) - Pre_Amplifier Gain (dB).

Site: WZ-AC1	Test Date: 2023-08-09
Limit: FCC_5G_RE(3m)	Engineer: Ajin Fan
Probe: BBHA9120D_1167_1-18GHz	Polarity: Horizontal
EUT: HPE Aruba User Experience Sensor	Power: AC 120V/60Hz
Test Mode: Transmit by 802.11ac-VHT20 at 5320MHz	

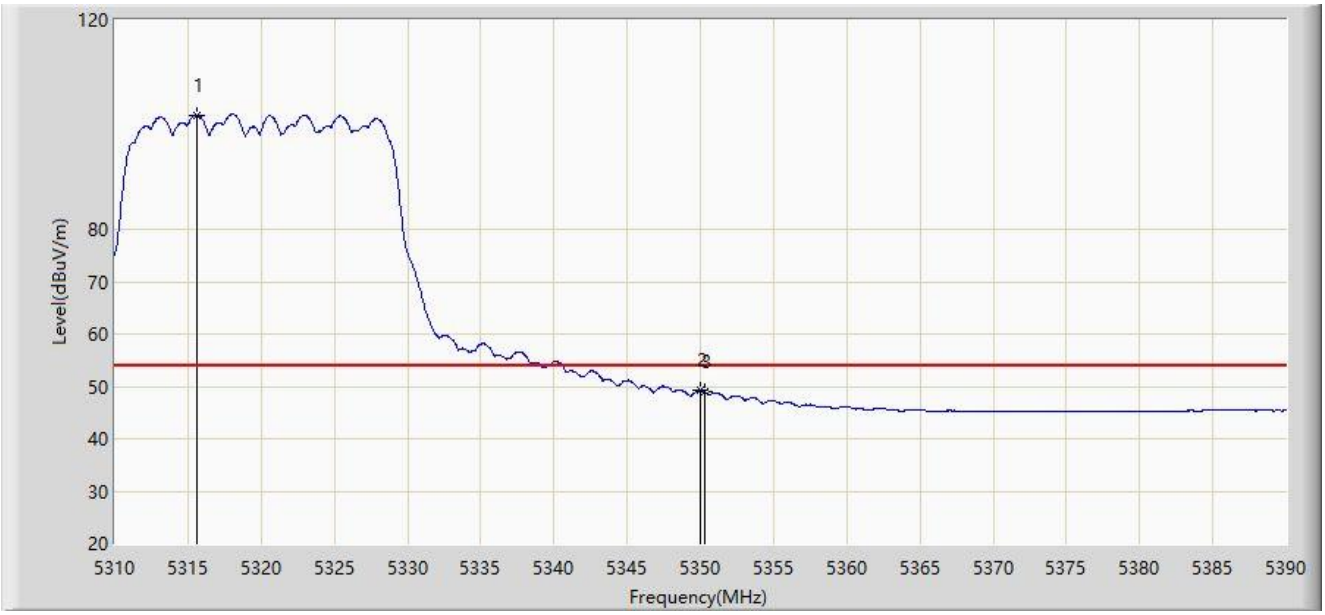

No	Mark	Frequency (MHz)	Measure Level (dBμV/m)	Reading Level (dBμV)	Margin (dB)	Limit (dBμV/m)	Factor (dB/m)	Type
1		5315.600	101.843	98.222	N/A	N/A	3.621	AV
2	*	5350.000	49.183	45.655	-4.817	54.000	3.527	AV
3		5350.320	48.916	45.390	-5.084	54.000	3.526	AV

Note 1: " * ", means this data is the worst emission level.

Note 2: Measure Level (dBμV/m) = Reading Level (dBμV) + Factor (dB/m).

Note 3: Factor (dB/m) = Cable Loss (dB) + Antenna Factor (dB/m) - Pre_Amplifier Gain (dB).

Site: WZ-AC1	Test Date: 2023-08-09
Limit: FCC_5G_RE(3m)	Engineer: Ajin Fan
Probe: BBHA9120D_1167_1-18GHz	Polarity: Vertical
EUT: HPE Aruba User Experience Sensor	Power: AC 120V/60Hz
Test Mode: Transmit by 802.11ac-VHT20 at 5320MHz	

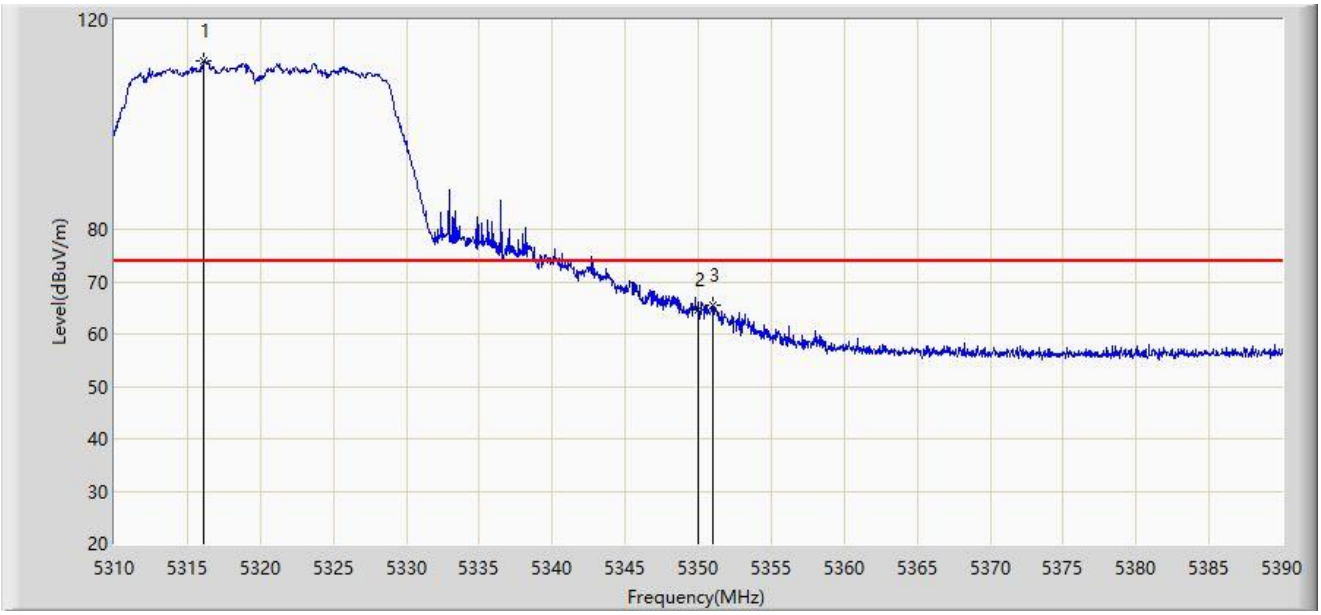

No	Mark	Frequency (MHz)	Measure Level (dBμV/m)	Reading Level (dBμV)	Margin (dB)	Limit (dBμV/m)	Factor (dB/m)	Type
1		5316.080	112.116	108.493	N/A	N/A	3.624	PK
2		5350.000	64.726	61.198	-9.274	74.000	3.527	PK
3	*	5351.040	65.533	62.011	-8.467	74.000	3.522	PK

Note 1: " * ", means this data is the worst emission level.

Note 2: Measure Level (dBμV/m) = Reading Level (dBμV) + Factor (dB/m).

Note 3: Factor (dB/m) = Cable Loss (dB) + Antenna Factor (dB/m) - Pre_Amplifier Gain (dB).

Site: WZ-AC1	Test Date: 2023-08-09
Limit: FCC_5G_RE(3m)	Engineer: Ajin Fan
Probe: BBHA9120D_1167_1-18GHz	Polarity: Vertical
EUT: HPE Aruba User Experience Sensor	Power: AC 120V/60Hz
Test Mode: Transmit by 802.11ac-VHT20 at 5320MHz	

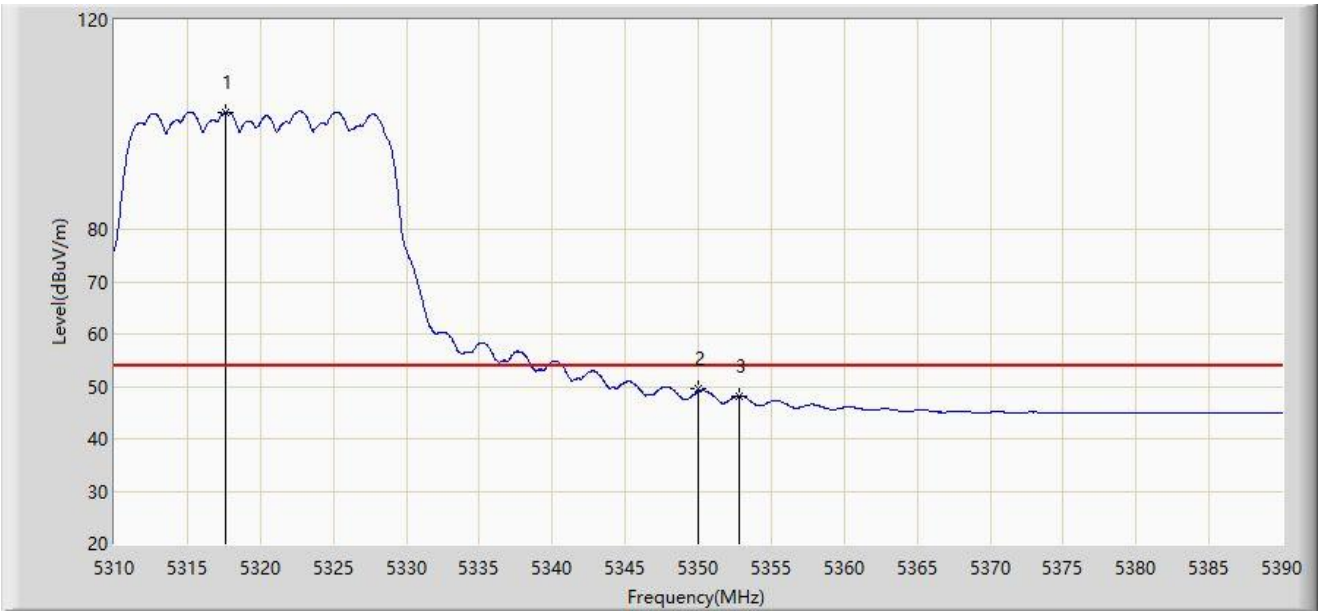

No	Mark	Frequency (MHz)	Measure Level (dBμV/m)	Reading Level (dBμV)	Margin (dB)	Limit (dBμV/m)	Factor (dB/m)	Type
1		5317.640	102.458	98.827	N/A	N/A	3.632	AV
2	*	5350.000	49.432	45.904	-4.568	54.000	3.527	AV
3		5352.800	48.107	44.598	-5.893	54.000	3.509	AV

Note 1: " * ", means this data is the worst emission level.

Note 2: Measure Level (dBμV/m) = Reading Level (dBμV) + Factor (dB/m).

Note 3: Factor (dB/m) = Cable Loss (dB) + Antenna Factor (dB/m) - Pre_Amplifier Gain (dB).

Spot-check Error (From KDB 484596 D01 Referencing Test Data)

Worst Case Spot-check Error	Limit	Result
7.75%	25%	Pass

Note: Spot-check Error = |spot check data – reference data| / |reference data|

For example, |49.432 dBuV/m – 53.582 dBuV/m | / 53.582 dBuV/m *100 = 7.75%

A.9 AC Conducted Emissions Test Result

Site: WZ-SR2	Test Date: 2023-08-07
Limit: FCC_Part15.207_CE_AC Power	Engineer: Linda Wei
Probe: ENV216_101683_Filter Off_E	Polarity: Line
EUT: HPE Aruba User Experience Sensor	Power: AC 120V/60Hz
Test Mode: Transmit by 802.11ac-VHT40 at 5795MHz	

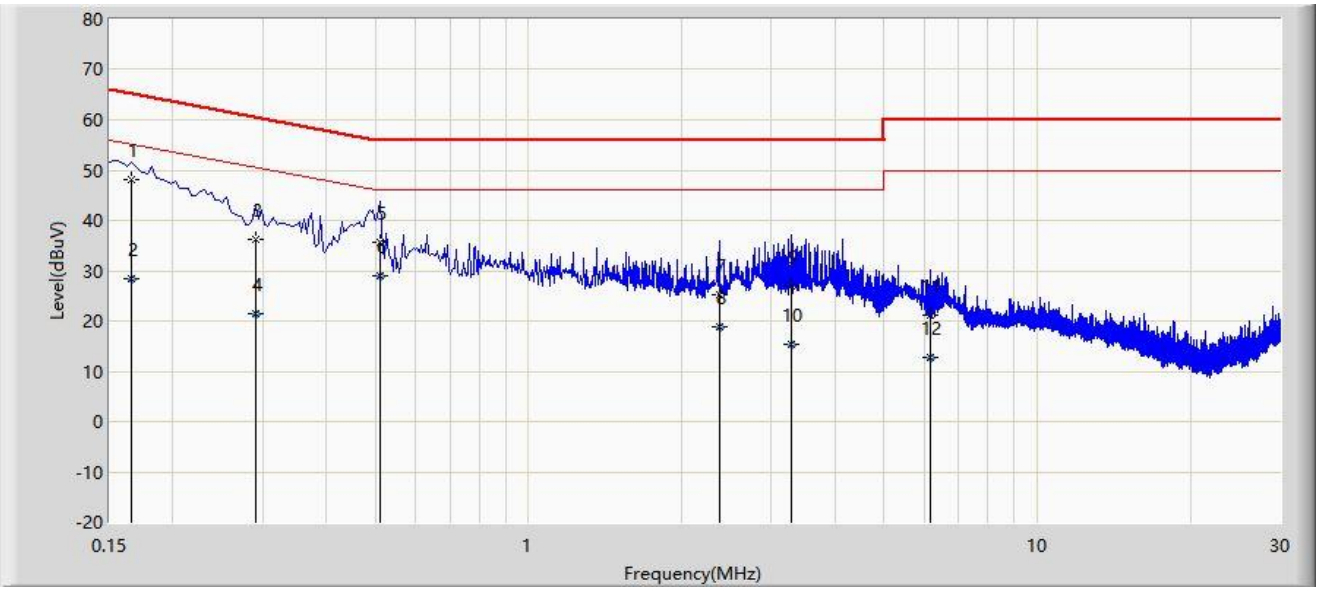

No	Mark	Frequency (MHz)	Measure Level (dBμV)	Reading Level (dBμV)	Margin (dB)	Limit (dBμV)	Factor (dB)	Type
1		0.166	48.004	38.231	-17.154	65.158	9.773	QP
2		0.166	28.504	18.731	-26.654	55.158	9.773	AV
3		0.290	36.309	26.490	-24.215	60.524	9.819	QP
4		0.290	21.505	11.686	-29.019	50.524	9.819	AV
5		0.510	35.749	25.812	-20.251	56.000	9.937	QP
6	*	0.510	28.854	18.917	-17.146	46.000	9.937	AV
7		2.370	25.174	14.745	-30.826	56.000	10.429	QP
8		2.370	18.934	8.505	-27.066	46.000	10.429	AV
9		3.278	27.077	16.503	-28.923	56.000	10.574	QP
10		3.278	15.410	4.836	-30.590	46.000	10.574	AV
11		6.162	21.139	10.230	-38.861	60.000	10.909	QP
12		6.162	12.759	1.850	-37.241	50.000	10.909	AV

Note 1: " * ", means this data is the worst emission level.

Note 2: Measure Level (dBμV) = Reading Level (dBμV) + Factor (dB).

Note 3: Factor (dB) = Cable Loss (dB) + LISN Factor (dB).

Site: WZ-SR2	Test Date: 2023-08-07
Limit: FCC_Part15.207_CE_AC Power	Engineer: Linda Wei
Probe: ENV216_101683_Filter Off_E	Polarity: Neutral
EUT: HPE Aruba User Experience Sensor	Power: AC 120V/60Hz
Test Mode: Transmit by 802.11ac-VHT40 at 5795MHz	

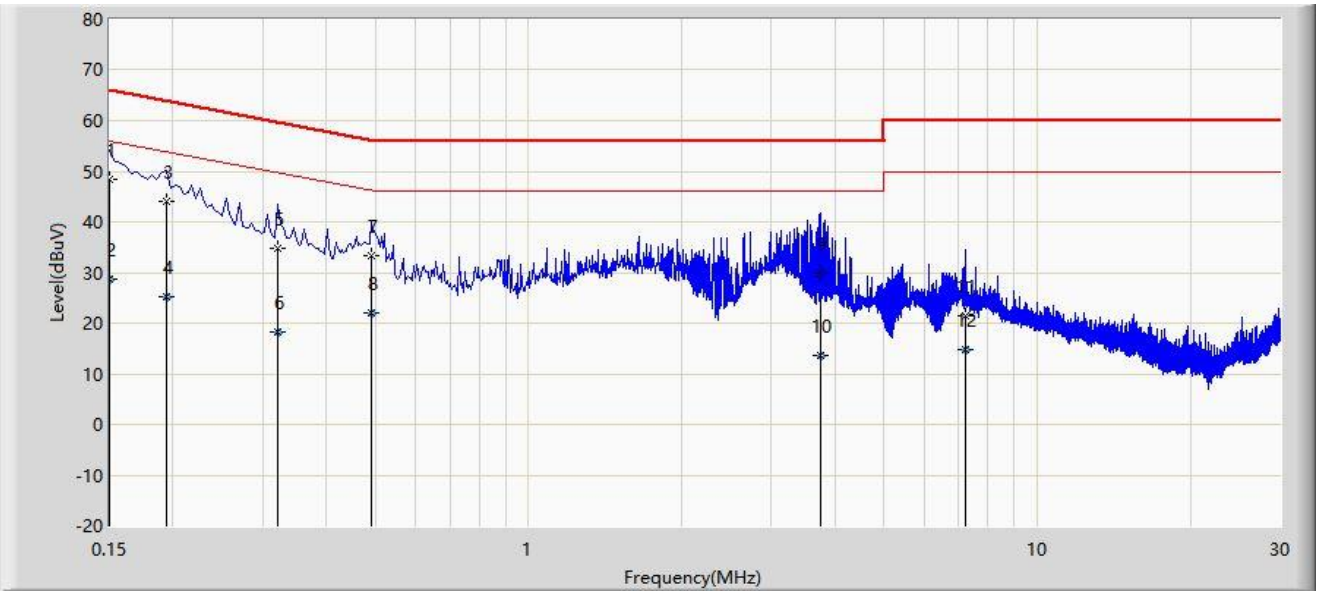

No	Mark	Frequency (MHz)	Measure Level (dBμV)	Reading Level (dBμV)	Margin (dB)	Limit (dBμV)	Factor (dB)	Type
1	*	0.150	48.435	38.662	-17.565	66.000	9.773	QP
2		0.150	28.704	18.931	-27.296	56.000	9.773	AV
3		0.194	44.032	34.247	-19.832	63.864	9.785	QP
4		0.194	25.327	15.542	-28.537	53.864	9.785	AV
5		0.322	34.839	24.999	-24.816	59.655	9.840	QP
6		0.322	18.338	8.498	-31.317	49.655	9.840	AV
7		0.490	33.232	23.296	-22.936	56.168	9.936	QP
8		0.490	22.079	12.144	-24.089	46.168	9.936	AV
9		3.738	29.986	19.155	-26.014	56.000	10.831	QP
10		3.738	13.725	2.894	-32.275	46.000	10.831	AV
11		7.230	21.472	10.205	-38.528	60.000	11.267	QP
12		7.230	14.822	3.556	-35.178	50.000	11.267	AV

Note 1: " * ", means this data is the worst emission level.

Note 2: Measure Level (dBμV) = Reading Level (dBμV) + Factor (dB).

Note 3: Factor (dB) = Cable Loss (dB) + LISN Factor (dB).

Appendix B – Test Setup Photograph

Refer to “2306RSU027-UT” file.

Appendix C – EUT Photograph

Refer to “2306RSU027-UE” file.

The End