Site: WZ-AC2	Test Date: 2023-07-19
Limit: FCC_5G_RE(3m)	Engineer: Edith Yu
Probe: BBHA9120D_1457_1-18GHz	Polarity: Vertical
EUT: HPE Aruba User Experience Sensor	Power: AC 120V/60Hz
Test Mode: Transmit by 802.11ac-VHT20 at 5500MHz	

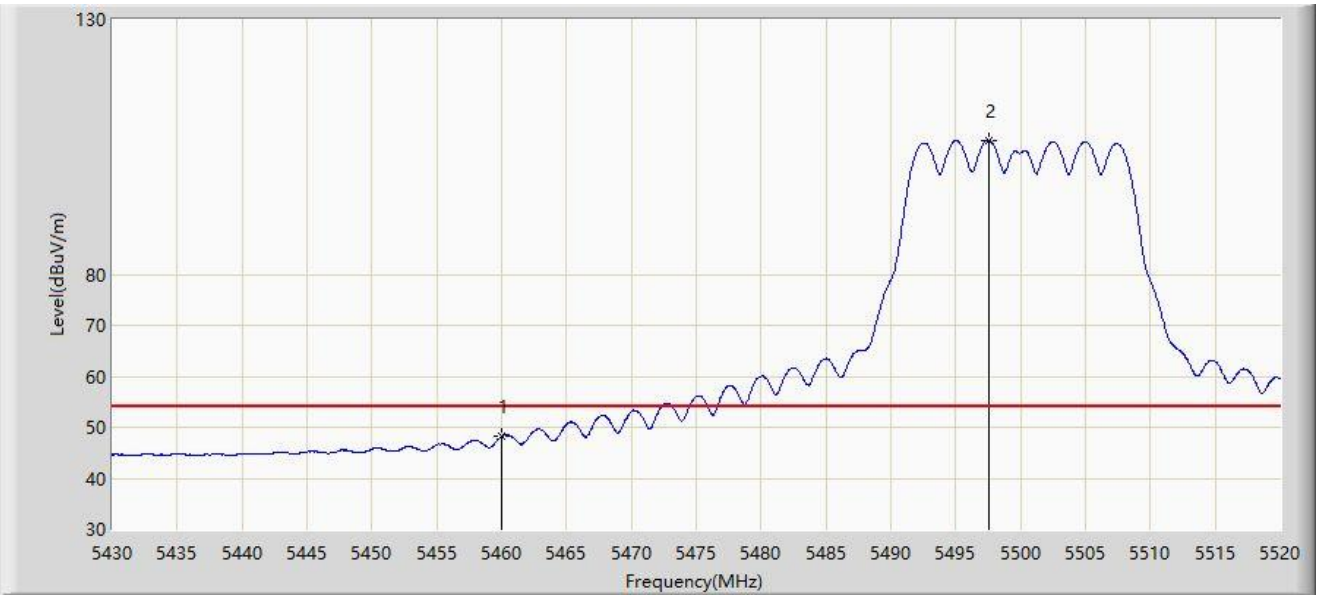

No	Mark	Frequency (MHz)	Measure Level (dBμV/m)	Reading Level (dBμV)	Margin (dB)	Limit (dBμV/m)	Factor (dB/m)	Type
1	*	5460.000	48.214	44.995	-5.786	54.000	3.219	AV
2		5497.545	106.362	103.089	N/A	N/A	3.272	AV

Note 1: " * ", means this data is the worst emission level.

Note 2: Measure Level (dBμV/m) = Reading Level (dBμV) + Factor (dB/m).

Note 3: Factor (dB/m) = Cable Loss (dB) + Antenna Factor (dB/m) - Pre_Amplifier Gain (dB).

Site: WZ-AC2	Test Date: 2023-07-19
Limit: FCC_5G_RE(3m)	Engineer: Edith Yu
Probe: BBHA9120D_1457_1-18GHz	Polarity: Horizontal
EUT: HPE Aruba User Experience Sensor	Power: AC 120V/60Hz
Test Mode: Transmit by 802.11ac-VHT20 at 5700MHz	

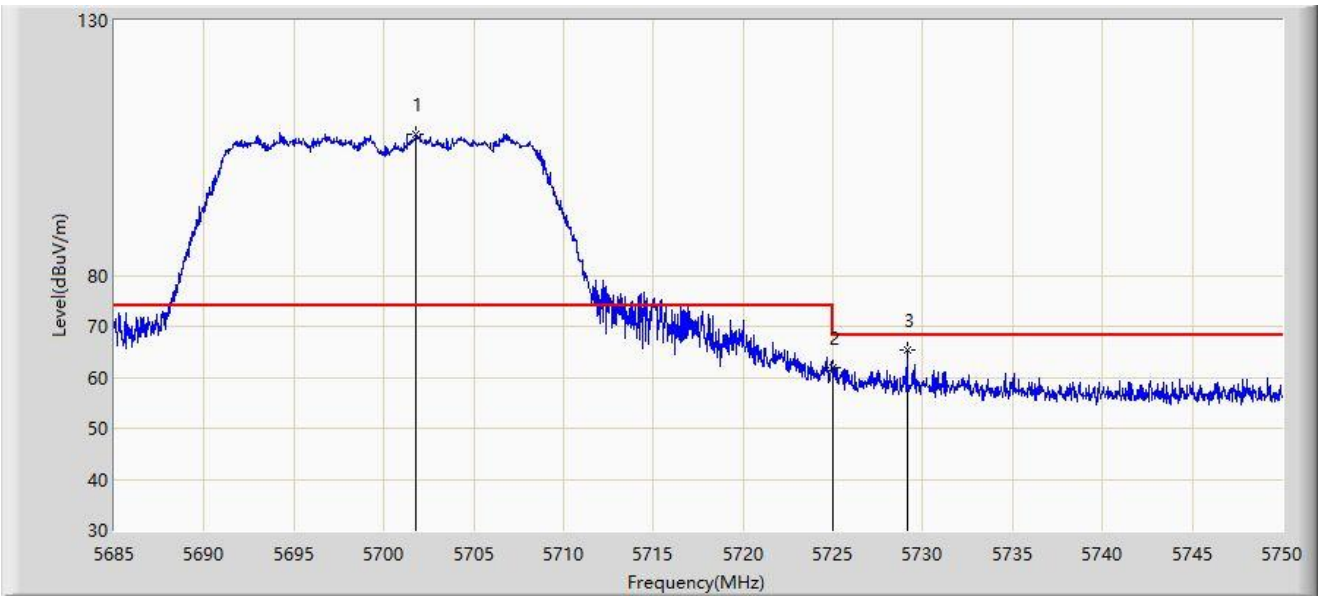

No	Mark	Frequency (MHz)	Measure Level (dBμV/m)	Reading Level (dBμV)	Margin (dB)	Limit (dBμV/m)	Factor (dB/m)	Type
1		5701.803	107.537	103.081	N/A	N/A	4.457	PK
2		5725.000	61.799	57.111	-6.401	68.200	4.688	PK
3	*	5729.135	65.320	60.676	-2.880	68.200	4.644	PK

Note 1: " * ", means this data is the worst emission level.

Note 2: Measure Level (dBμV/m) = Reading Level (dBμV) + Factor (dB/m).

Note 3: Factor (dB/m) = Cable Loss (dB) + Antenna Factor (dB/m) - Pre_Amplifier Gain (dB).

Site: WZ-AC2	Test Date: 2023-07-19
Limit: FCC_5G_RE(3m)	Engineer: Edith Yu
Probe: BBHA9120D_1457_1-18GHz	Polarity: Vertical
EUT: HPE Aruba User Experience Sensor	Power: AC 120V/60Hz
Test Mode: Transmit by 802.11ac-VHT20 at 5700MHz	

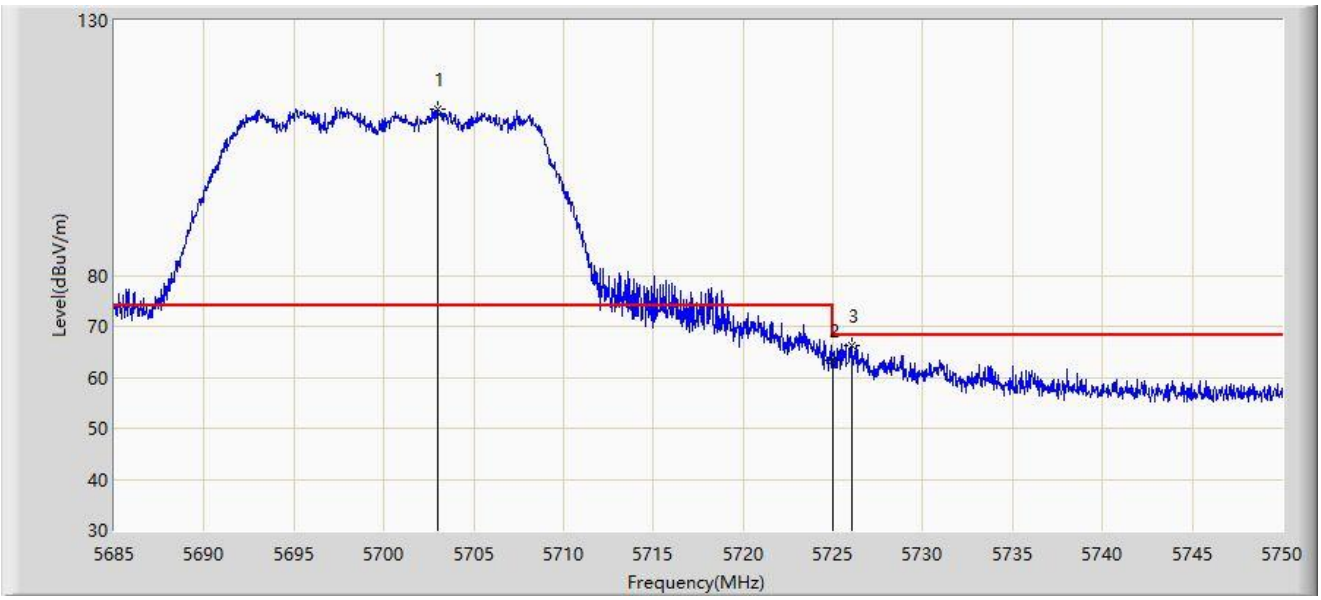

No	Mark	Frequency (MHz)	Measure Level (dBμV/m)	Reading Level (dBμV)	Margin (dB)	Limit (dBμV/m)	Factor (dB/m)	Type
1		5702.973	112.503	108.029	N/A	N/A	4.474	PK
2		5725.000	63.412	58.724	-4.788	68.200	4.688	PK
3	*	5726.080	66.194	61.499	-2.006	68.200	4.696	PK

Note 1: " * ", means this data is the worst emission level.

Note 2: Measure Level (dBμV/m) = Reading Level (dBμV) + Factor (dB/m).

Note 3: Factor (dB/m) = Cable Loss (dB) + Antenna Factor (dB/m) - Pre_Amplifier Gain (dB).

Site: WZ-AC2	Test Date: 2023-07-15
Limit: FCC_5.8G_RE(3m)	Engineer: Edith Yu
Probe: BBHA9120D_1457_1-18GHz	Polarity: Horizontal
EUT: HPE Aruba User Experience Sensor	Power: AC 120V/60Hz
Test Mode: Transmit by 802.11ac-VHT20 at 5745MHz	

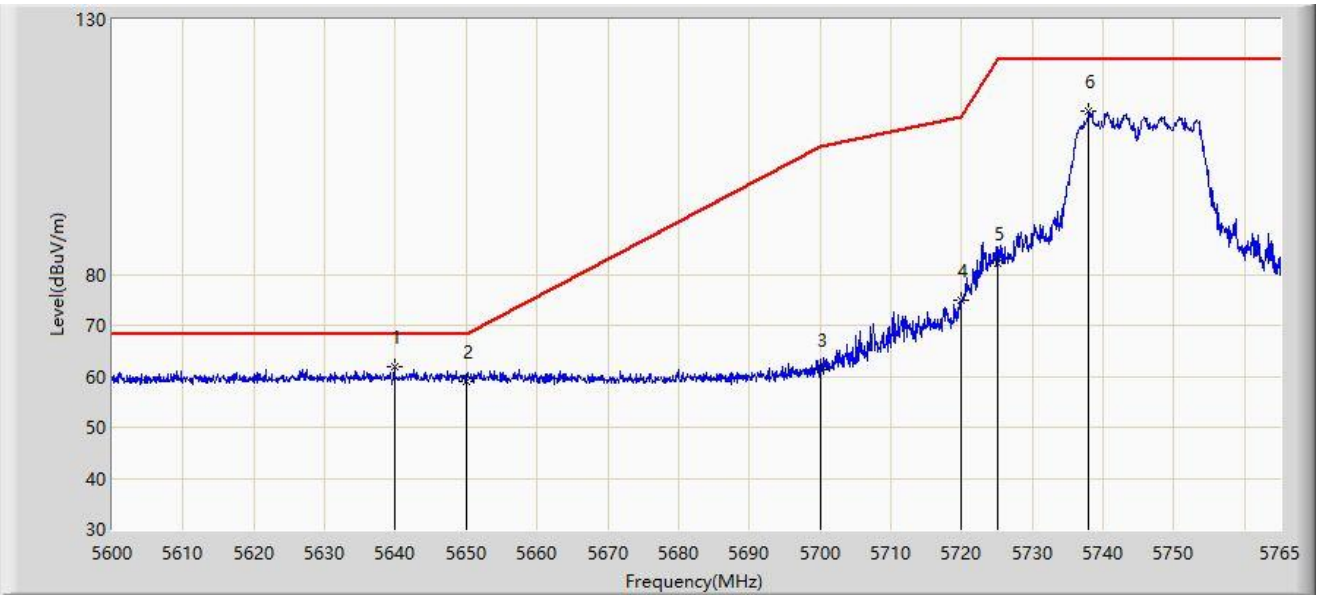

No	Mark	Frequency (MHz)	Measure Level (dBµV/m)	Reading Level (dBµV)	Margin (dB)	Limit (dBµV/m)	Factor (dB/m)	Type
1	*	5639.848	61.985	57.789	-6.215	68.200	4.196	PK
2		5650.000	58.963	54.803	-9.237	68.200	4.160	PK
3		5700.000	61.233	56.803	-43.967	105.200	4.430	PK
4		5720.000	75.025	70.375	-35.775	110.800	4.649	PK
5		5725.000	82.266	77.578	-39.934	122.200	4.688	PK
6		5737.940	111.904	107.418	N/A	N/A	4.486	PK

Note 1: " * ", means this data is the worst emission level.

Note 2: Measure Level (dBµV/m) = Reading Level (dBµV) + Factor (dB/m).

Note 3: Factor (dB/m) = Cable Loss (dB) + Antenna Factor (dB/m) - Pre_Amplifier Gain (dB).

Site: WZ-AC2	Test Date: 2023-07-15
Limit: FCC_5.8G_RE(3m)	Engineer: Edith Yu
Probe: BBHA9120D_1457_1-18GHz	Polarity: Vertical
EUT: HPE Aruba User Experience Sensor	Power: AC 120V/60Hz
Test Mode: Transmit by 802.11ac-VHT20 at 5745MHz	

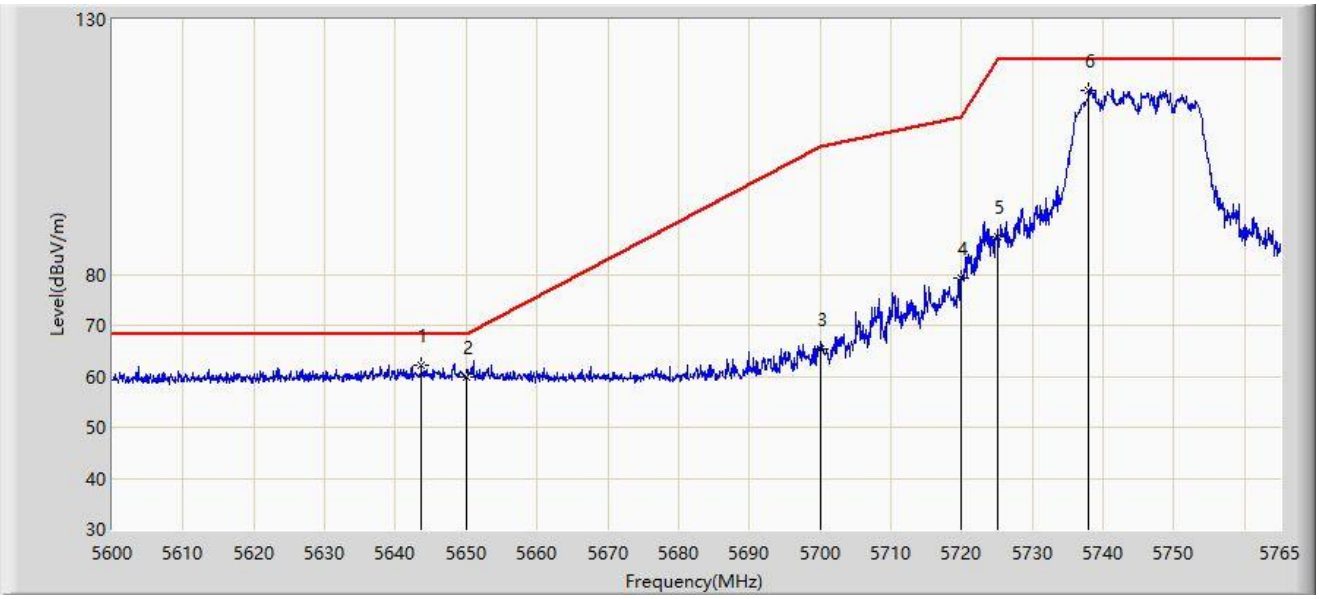

No	Mark	Frequency (MHz)	Measure Level (dBµV/m)	Reading Level (dBµV)	Margin (dB)	Limit (dBµV/m)	Factor (dB/m)	Type
1	*	5643.643	62.029	57.833	-6.171	68.200	4.196	PK
2		5650.000	59.767	55.607	-8.433	68.200	4.160	PK
3		5700.000	65.366	60.936	-39.834	105.200	4.430	PK
4		5720.000	79.208	74.558	-31.592	110.800	4.649	PK
5		5725.000	87.352	82.664	-34.848	122.200	4.688	PK
6		5737.940	116.213	111.727	N/A	N/A	4.486	PK

Note 1: " * ", means this data is the worst emission level.

Note 2: Measure Level (dBµV/m) = Reading Level (dBµV) + Factor (dB/m).

Note 3: Factor (dB/m) = Cable Loss (dB) + Antenna Factor (dB/m) - Pre_Amplifier Gain (dB).

Site: WZ-AC2	Test Date: 2023-07-15
Limit: FCC_5.8G_RE(3m)	Engineer: Edith Yu
Probe: BBHA9120D_1457_1-18GHz	Polarity: Horizontal
EUT: HPE Aruba User Experience Sensor	Power: AC 120V/60Hz
Test Mode: Transmit by 802.11ac-VHT20 at 5825MHz	

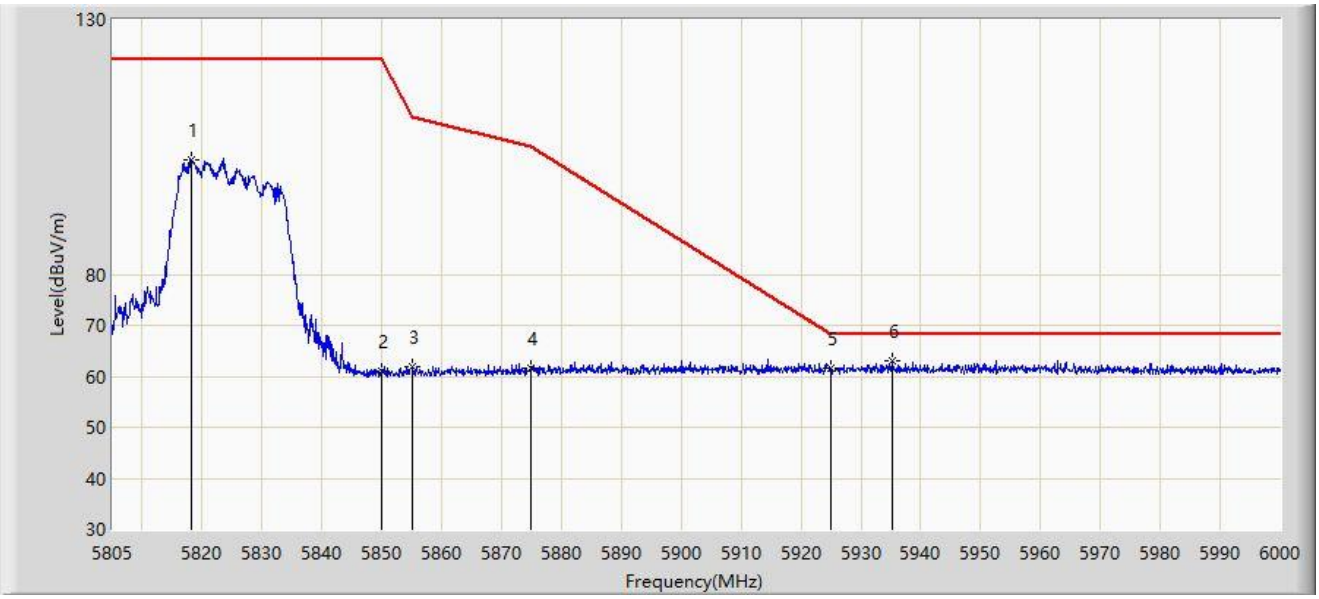

No	Mark	Frequency (MHz)	Measure Level (dBµV/m)	Reading Level (dBµV)	Margin (dB)	Limit (dBµV/m)	Factor (dB/m)	Type
1		5818.260	102.593	97.668	N/A	N/A	4.926	PK
2		5850.000	61.140	56.180	-61.060	122.200	4.960	PK
3		5855.000	61.841	56.822	-48.959	110.800	5.019	PK
4		5875.000	61.724	56.588	-43.476	105.200	5.136	PK
5		5925.000	61.597	56.327	-6.603	68.200	5.271	PK
6	*	5935.357	63.057	57.746	-5.143	68.200	5.310	PK

Note 1: " * ", means this data is the worst emission level.

Note 2: Measure Level (dBµV/m) = Reading Level (dBµV) + Factor (dB/m).

Note 3: Factor (dB/m) = Cable Loss (dB) + Antenna Factor (dB/m) - Pre_Amplifier Gain (dB).

Site: WZ-AC2	Test Date: 2023-07-15
Limit: FCC_5.8G_RE(3m)	Engineer: Edith Yu
Probe: BBHA9120D_1457_1-18GHz	Polarity: Vertical
EUT: HPE Aruba User Experience Sensor	Power: AC 120V/60Hz
Test Mode: Transmit by 802.11ac-VHT20 at 5825MHz	

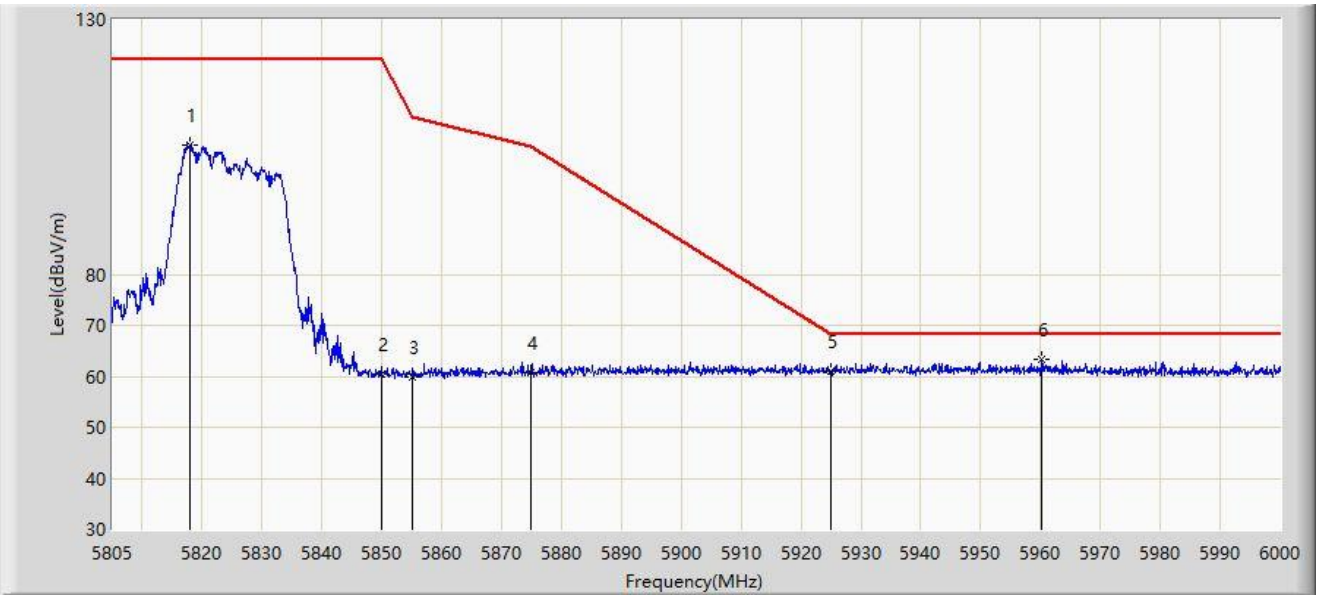

No	Mark	Frequency (MHz)	Measure Level (dBµV/m)	Reading Level (dBµV)	Margin (dB)	Limit (dBµV/m)	Factor (dB/m)	Type
1		5818.065	105.370	100.442	N/A	N/A	4.927	PK
2		5850.000	60.514	55.554	-61.686	122.200	4.960	PK
3		5855.000	59.957	54.938	-50.843	110.800	5.019	PK
4		5875.000	60.854	55.718	-44.346	105.200	5.136	PK
5		5925.000	60.908	55.638	-7.292	68.200	5.271	PK
6	*	5960.123	63.455	58.037	-4.745	68.200	5.419	PK

Note 1: " * ", means this data is the worst emission level.

Note 2: Measure Level (dBµV/m) = Reading Level (dBµV) + Factor (dB/m).

Note 3: Factor (dB/m) = Cable Loss (dB) + Antenna Factor (dB/m) - Pre_Amplifier Gain (dB).

Site: WZ-AC2	Test Date: 2023-07-15
Limit: FCC_5G_RE(3m)	Engineer: Edith Yu
Probe: BBHA9120D_1457_1-18GHz	Polarity: Horizontal
EUT: HPE Aruba User Experience Sensor	Power: AC 120V/60Hz
Test Mode: Transmit by 802.11ac-VHT40 at 5190MHz	

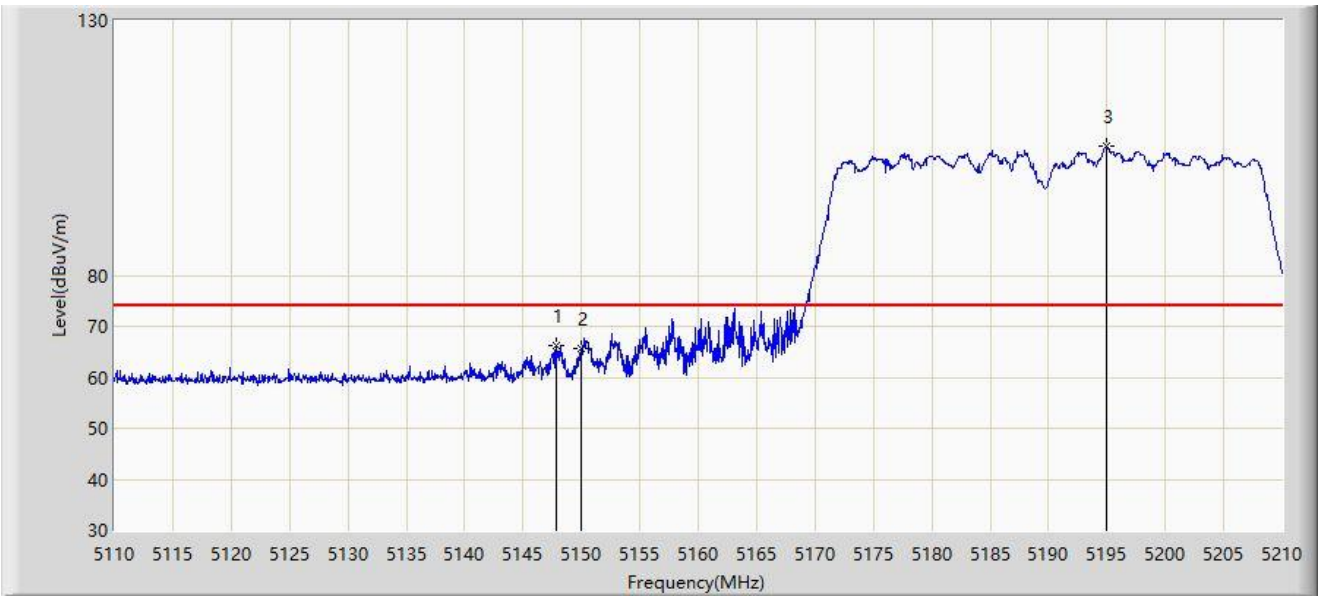

No	Mark	Frequency (MHz)	Measure Level (dBμV/m)	Reading Level (dBμV)	Margin (dB)	Limit (dBμV/m)	Factor (dB/m)	Type
1	*	5147.800	66.188	62.699	-7.812	74.000	3.489	PK
2		5150.000	65.779	62.280	-8.221	74.000	3.499	PK
3		5194.950	105.320	102.322	N/A	N/A	2.998	PK

Note 1: " * ", means this data is the worst emission level.

Note 2: Measure Level (dBμV/m) = Reading Level (dBμV) + Factor (dB/m).

Note 3: Factor (dB/m) = Cable Loss (dB) + Antenna Factor (dB/m) - Pre_Amplifier Gain (dB).

Site: WZ-AC2	Test Date: 2023-07-15
Limit: FCC_5G_RE(3m)	Engineer: Edith Yu
Probe: BBHA9120D_1457_1-18GHz	Polarity: Horizontal
EUT: HPE Aruba User Experience Sensor	Power: AC 120V/60Hz
Test Mode: Transmit by 802.11ac-VHT40 at 5190MHz	

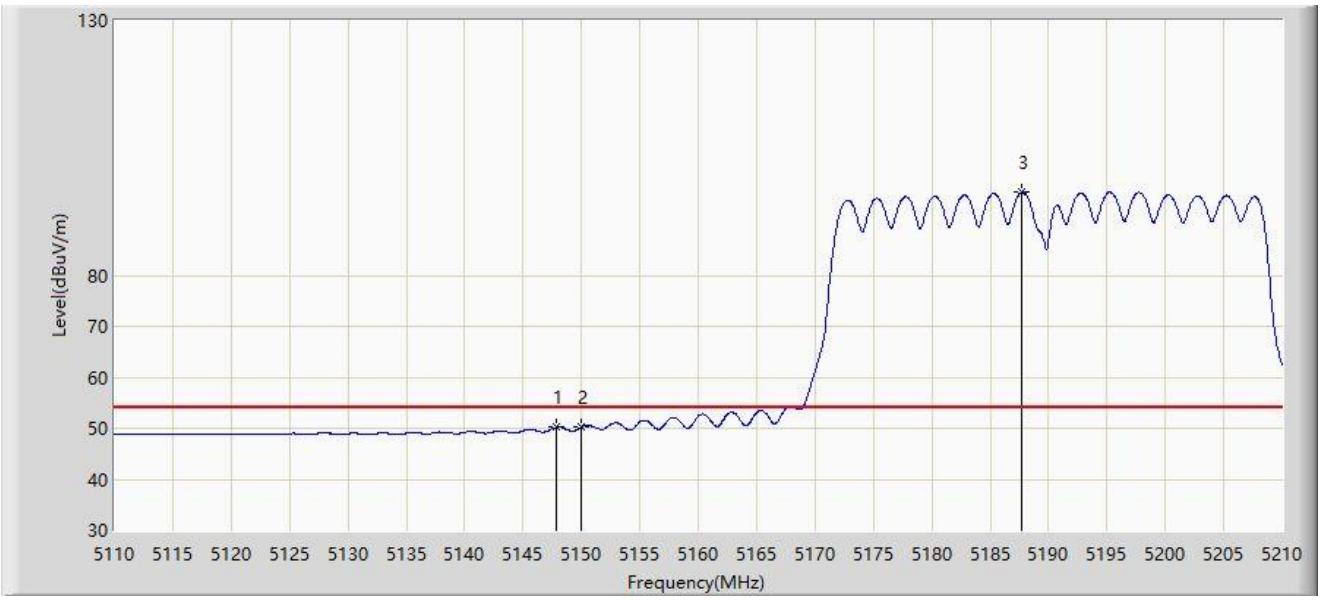

No	Mark	Frequency (MHz)	Measure Level (dBμV/m)	Reading Level (dBμV)	Margin (dB)	Limit (dBμV/m)	Factor (dB/m)	Type
1		5147.900	50.220	46.730	-3.780	54.000	3.490	AV
2	*	5150.000	50.287	46.788	-3.713	54.000	3.499	AV
3		5187.750	96.309	93.160	N/A	N/A	3.148	AV

Note 1: " * ", means this data is the worst emission level.

Note 2: Measure Level (dBμV/m) = Reading Level (dBμV) + Factor (dB/m).

Note 3: Factor (dB/m) = Cable Loss (dB) + Antenna Factor (dB/m) - Pre_Amplifier Gain (dB).

Site: WZ-AC2	Test Date: 2023-07-15
Limit: FCC_5G_RE(3m)	Engineer: Edith Yu
Probe: BBHA9120D_1457_1-18GHz	Polarity: Vertical
EUT: HPE Aruba User Experience Sensor	Power: AC 120V/60Hz
Test Mode: Transmit by 802.11ac-VHT40 at 5190MHz	

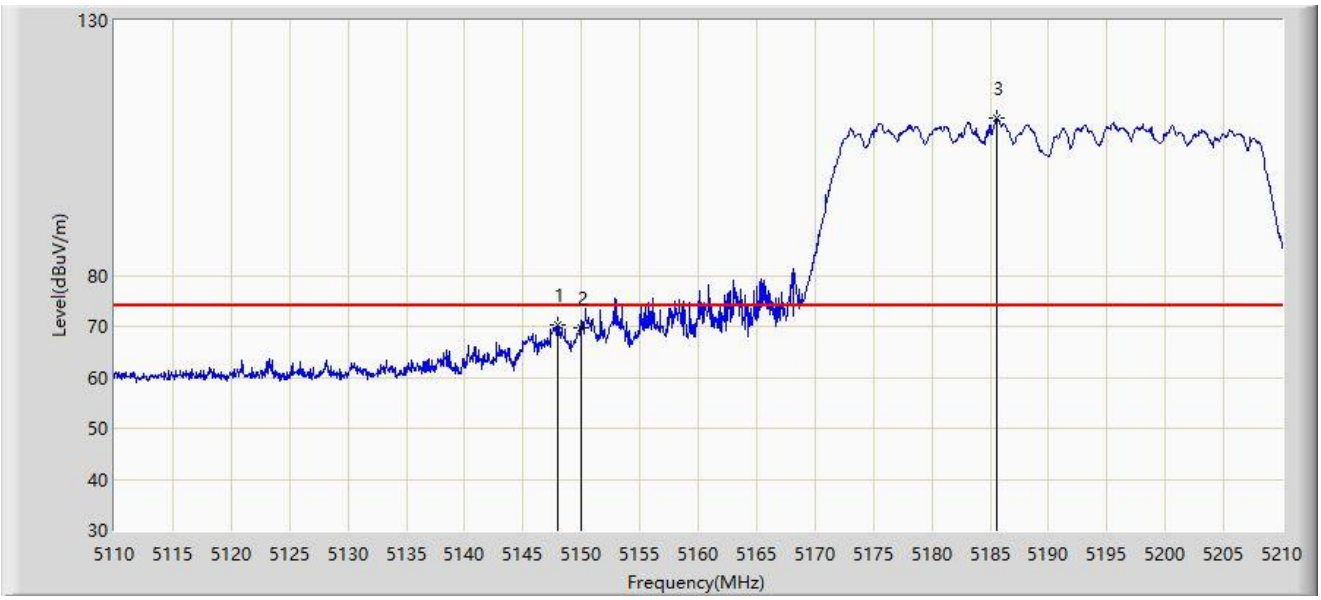

No	Mark	Frequency (MHz)	Measure Level (dBμV/m)	Reading Level (dBμV)	Margin (dB)	Limit (dBμV/m)	Factor (dB/m)	Type
1	*	5147.950	70.236	66.745	-3.764	74.000	3.491	PK
2		5150.000	69.829	66.330	-4.171	74.000	3.499	PK
3		5185.550	110.767	107.570	N/A	N/A	3.197	PK

Note 1: " * ", means this data is the worst emission level.

Note 2: Measure Level (dBμV/m) = Reading Level (dBμV) + Factor (dB/m).

Note 3: Factor (dB/m) = Cable Loss (dB) + Antenna Factor (dB/m) - Pre_Amplifier Gain (dB).

Site: WZ-AC2	Test Date: 2023-07-15
Limit: FCC_5G_RE(3m)	Engineer: Edith Yu
Probe: BBHA9120D_1457_1-18GHz	Polarity: Vertical
EUT: HPE Aruba User Experience Sensor	Power: AC 120V/60Hz
Test Mode: Transmit by 802.11ac-VHT40 at 5190MHz	

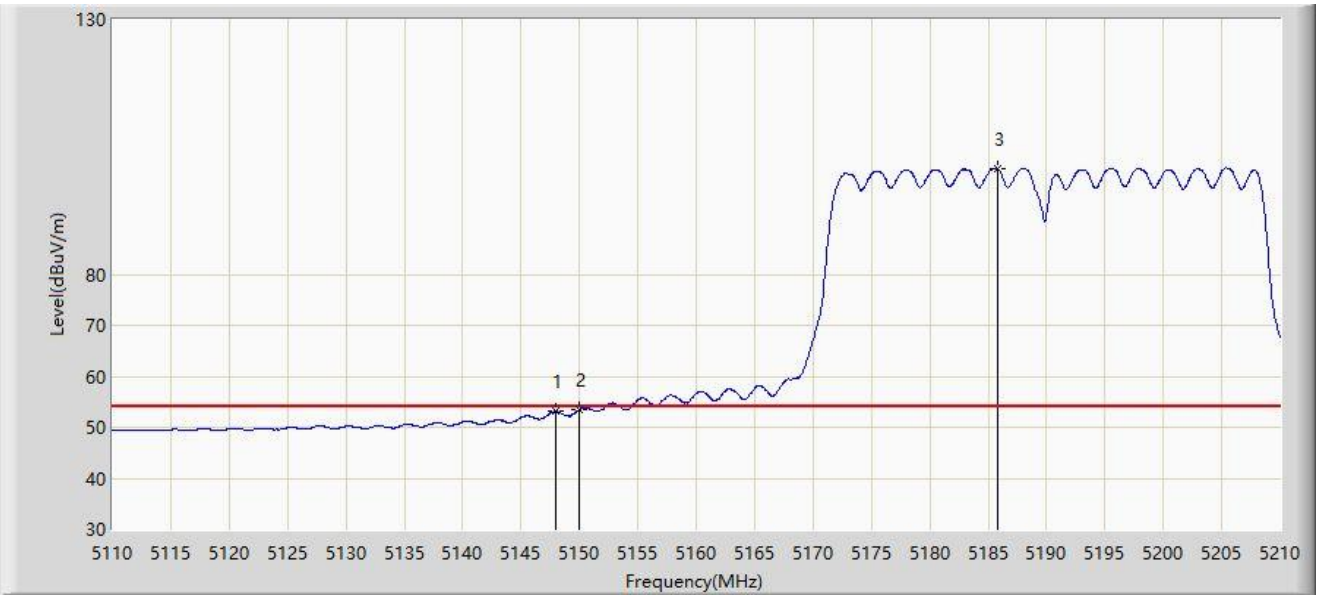

No	Mark	Frequency (MHz)	Measure Level (dBμV/m)	Reading Level (dBμV)	Margin (dB)	Limit (dBμV/m)	Factor (dB/m)	Type
1		5147.950	53.119	49.628	-0.881	54.000	3.491	AV
2	*	5150.000	53.524	50.025	-0.476	54.000	3.499	AV
3		5185.850	100.667	97.477	N/A	N/A	3.191	AV

Note 1: " * ", means this data is the worst emission level.

Note 2: Measure Level (dBμV/m) = Reading Level (dBμV) + Factor (dB/m).

Note 3: Factor (dB/m) = Cable Loss (dB) + Antenna Factor (dB/m) - Pre_Amplifier Gain (dB).

Site: WZ-AC2	Test Date: 2023-07-19
Limit: FCC_5G_RE(3m)	Engineer: Edith Yu
Probe: BBHA9120D_1457_1-18GHz	Polarity: Horizontal
EUT: HPE Aruba User Experience Sensor	Power: AC 120V/60Hz
Test Mode: Transmit by 802.11ac-VHT40 at 5310MHz	

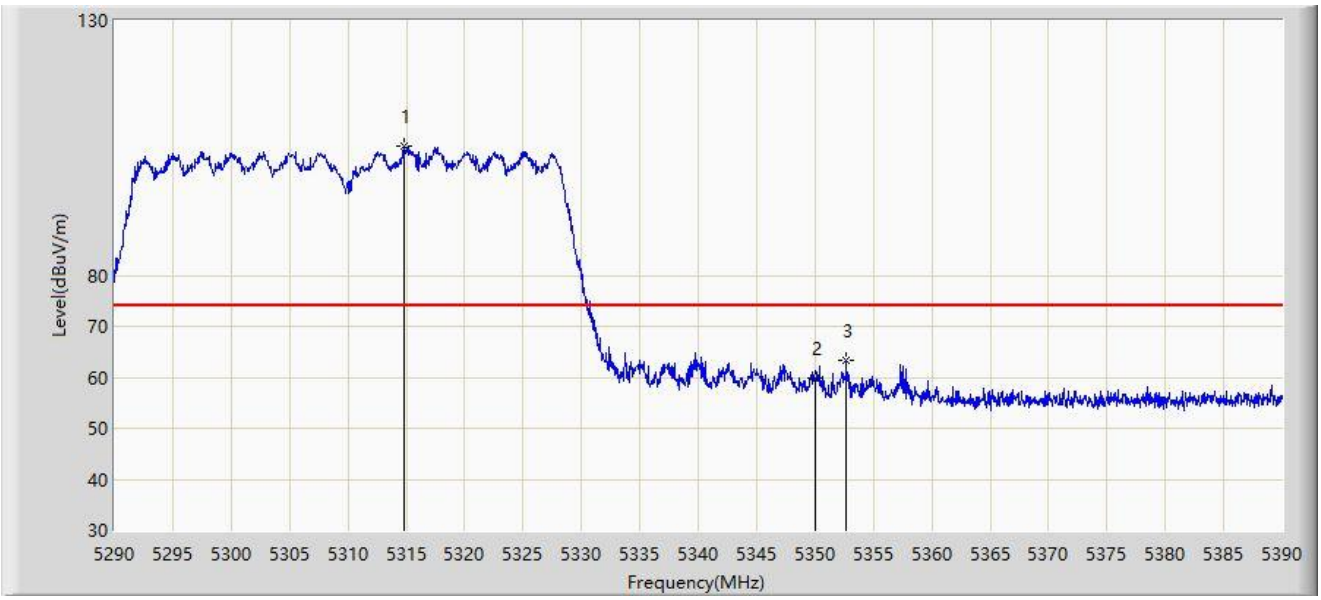

No	Mark	Frequency (MHz)	Measure Level (dBμV/m)	Reading Level (dBμV)	Margin (dB)	Limit (dBμV/m)	Factor (dB/m)	Type
1		5314.750	105.339	102.361	N/A	N/A	2.978	PK
2		5350.000	59.841	57.010	-14.159	74.000	2.832	PK
3	*	5352.700	63.313	60.512	-10.687	74.000	2.800	PK

Note 1: " * ", means this data is the worst emission level.

Note 2: Measure Level (dBμV/m) = Reading Level (dBμV) + Factor (dB/m).

Note 3: Factor (dB/m) = Cable Loss (dB) + Antenna Factor (dB/m) - Pre_Amplifier Gain (dB).

Site: WZ-AC2	Test Date: 2023-07-19
Limit: FCC_5G_RE(3m)	Engineer: Edith Yu
Probe: BBHA9120D_1457_1-18GHz	Polarity: Horizontal
EUT: HPE Aruba User Experience Sensor	Power: AC 120V/60Hz
Test Mode: Transmit by 802.11ac-VHT40 at 5310MHz	

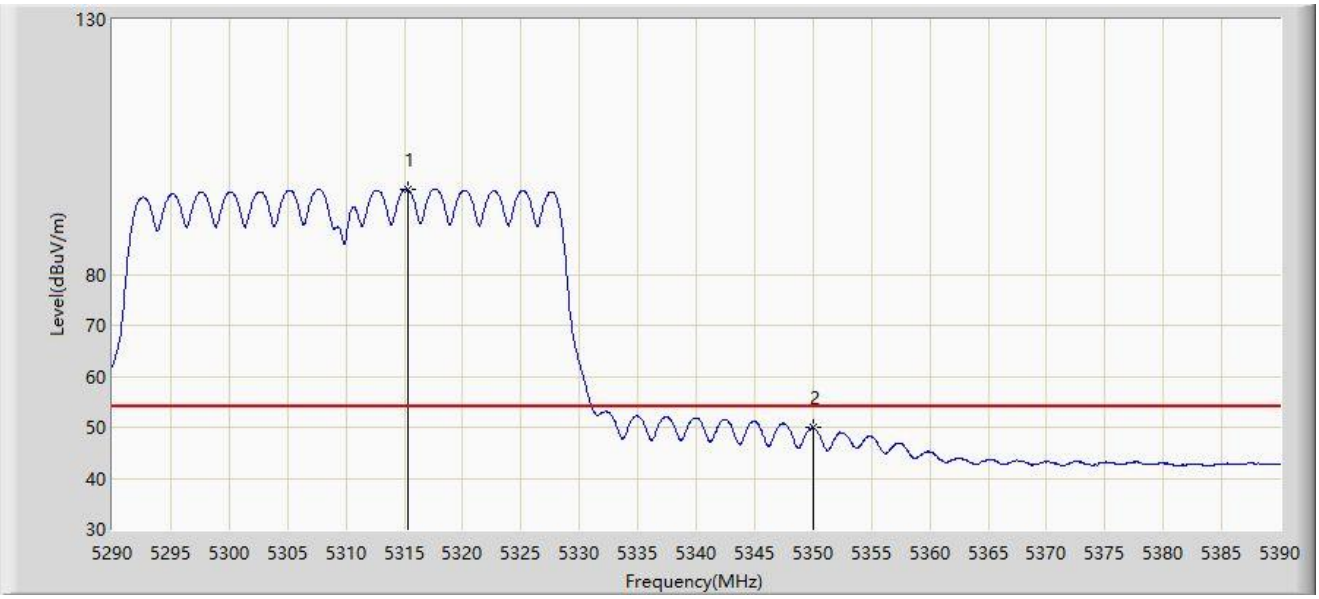

No	Mark	Frequency (MHz)	Measure Level (dBμV/m)	Reading Level (dBμV)	Margin (dB)	Limit (dBμV/m)	Factor (dB/m)	Type
1		5315.300	96.660	93.673	N/A	N/A	2.986	AV
2	*	5350.000	49.883	47.052	-4.117	54.000	2.832	AV

Note 1: " * ", means this data is the worst emission level.

Note 2: Measure Level (dBμV/m) = Reading Level (dBμV) + Factor (dB/m).

Note 3: Factor (dB/m) = Cable Loss (dB) + Antenna Factor (dB/m) - Pre_Amplifier Gain (dB).

Site: WZ-AC2	Test Date: 2023-07-19
Limit: FCC_5G_RE(3m)	Engineer: Edith Yu
Probe: BBHA9120D_1457_1-18GHz	Polarity: Vertical
EUT: HPE Aruba User Experience Sensor	Power: AC 120V/60Hz
Test Mode: Transmit by 802.11ac-VHT40 at 5310MHz	

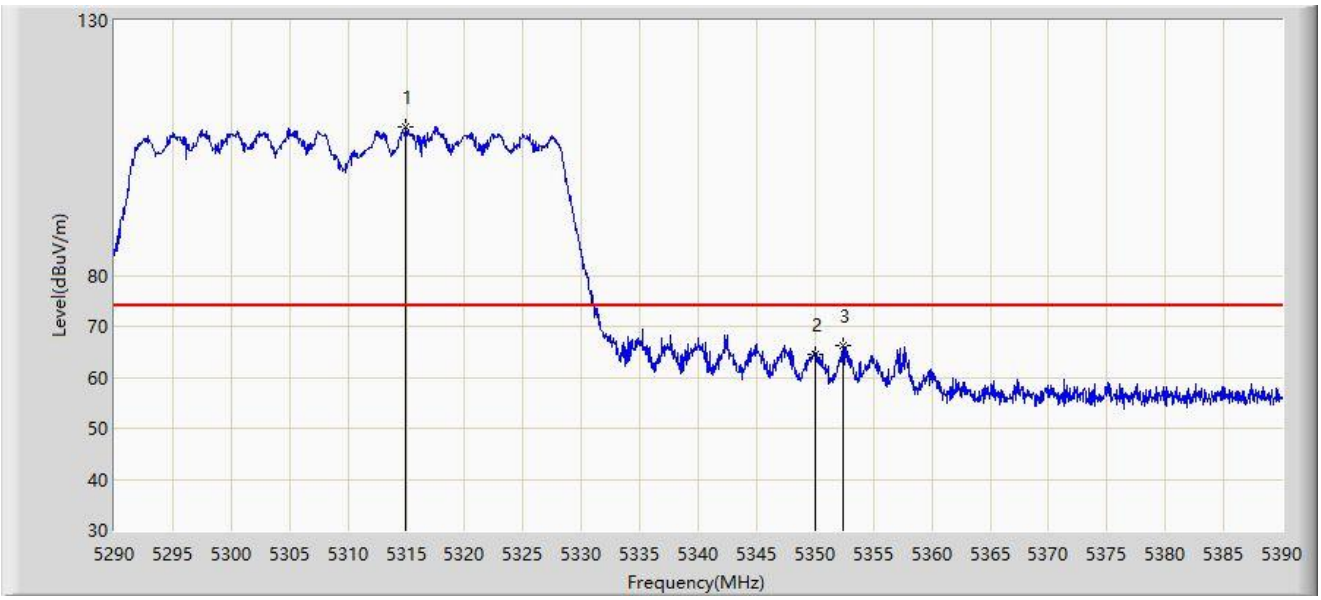

No	Mark	Frequency (MHz)	Measure Level (dBμV/m)	Reading Level (dBμV)	Margin (dB)	Limit (dBμV/m)	Factor (dB/m)	Type
1		5314.950	109.270	106.289	N/A	N/A	2.981	PK
2		5350.000	64.620	61.789	-9.380	74.000	2.832	PK
3	*	5352.450	66.234	63.435	-7.766	74.000	2.799	PK

Note 1: " * ", means this data is the worst emission level.

Note 2: Measure Level (dBμV/m) = Reading Level (dBμV) + Factor (dB/m).

Note 3: Factor (dB/m) = Cable Loss (dB) + Antenna Factor (dB/m) - Pre_Amplifier Gain (dB).

Site: WZ-AC2	Test Date: 2023-07-19
Limit: FCC_5G_RE(3m)	Engineer: Edith Yu
Probe: BBHA9120D_1457_1-18GHz	Polarity: Vertical
EUT: HPE Aruba User Experience Sensor	Power: AC 120V/60Hz
Test Mode: Transmit by 802.11ac-VHT40 at 5310MHz	

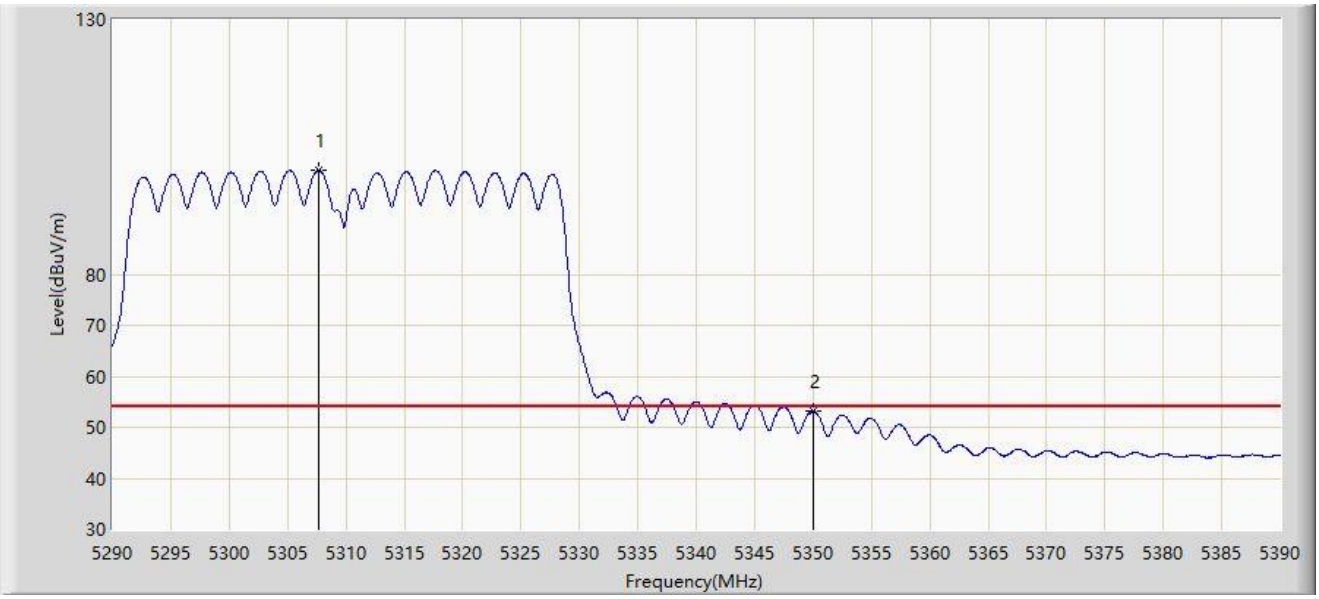

No	Mark	Frequency (MHz)	Measure Level (dBμV/m)	Reading Level (dBμV)	Margin (dB)	Limit (dBμV/m)	Factor (dB/m)	Type
1		5307.700	100.402	97.534	N/A	N/A	2.868	AV
2	*	5350.000	53.246	50.415	-0.754	54.000	2.832	AV

Note 1: " * ", means this data is the worst emission level.

Note 2: Measure Level (dBμV/m) = Reading Level (dBμV) + Factor (dB/m).

Note 3: Factor (dB/m) = Cable Loss (dB) + Antenna Factor (dB/m) - Pre_Amplifier Gain (dB).

Site: WZ-AC2	Test Date: 2023-07-19
Limit: FCC_5G_RE(3m)	Engineer: Edith Yu
Probe: BBHA9120D_1457_1-18GHz	Polarity: Horizontal
EUT: HPE Aruba User Experience Sensor	Power: AC 120V/60Hz
Test Mode: Transmit by 802.11ac-VHT40 at 5510MHz	

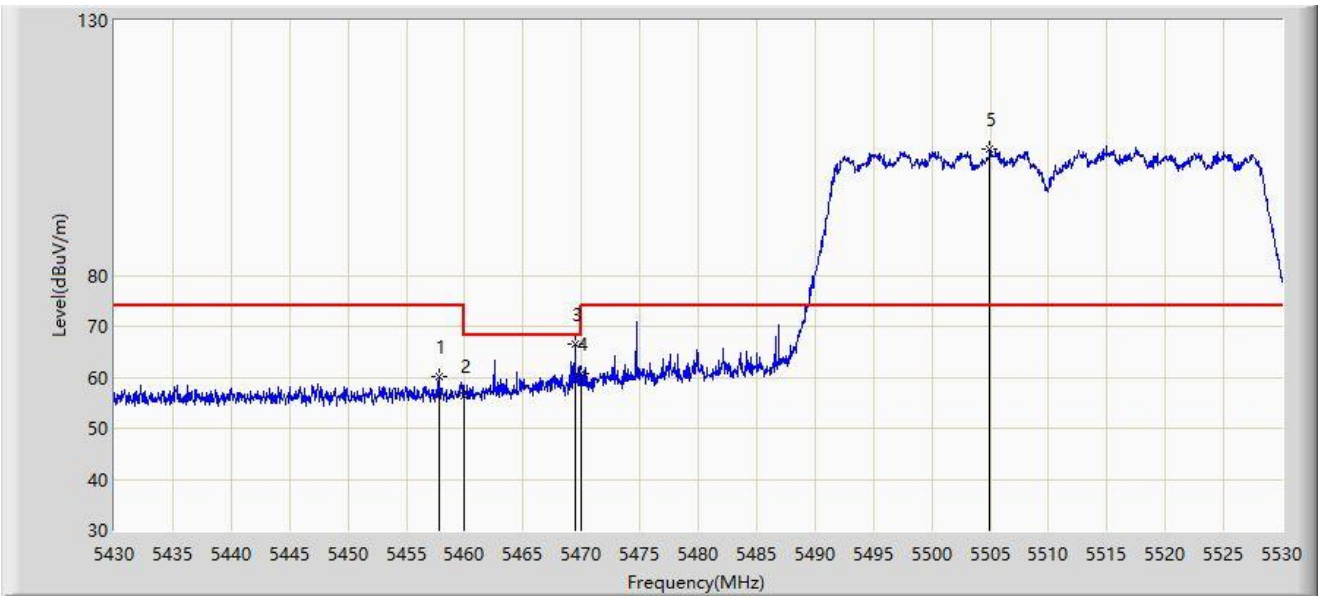

No	Mark	Frequency (MHz)	Measure Level (dBµV/m)	Reading Level (dBµV)	Margin (dB)	Limit (dBµV/m)	Factor (dB/m)	Type
1		5457.800	60.006	56.829	-13.994	74.000	3.177	PK
2		5460.000	56.443	53.224	-17.557	74.000	3.219	PK
3	*	5469.450	66.501	63.100	-1.699	68.200	3.401	PK
4		5470.000	60.791	57.379	-7.409	68.200	3.411	PK
5		5504.950	104.772	101.551	N/A	N/A	3.221	PK

Note 1: " * ", means this data is the worst emission level.

Note 2: Measure Level (dBµV/m) = Reading Level (dBµV) + Factor (dB/m).

Note 3: Factor (dB/m) = Cable Loss (dB) + Antenna Factor (dB/m) - Pre_Amplifier Gain (dB).

Site: WZ-AC2	Test Date: 2023-07-19
Limit: FCC_5G_RE(3m)	Engineer: Edith Yu
Probe: BBHA9120D_1457_1-18GHz	Polarity: Horizontal
EUT: HPE Aruba User Experience Sensor	Power: AC 120V/60Hz
Test Mode: Transmit by 802.11ac-VHT40 at 5510MHz	

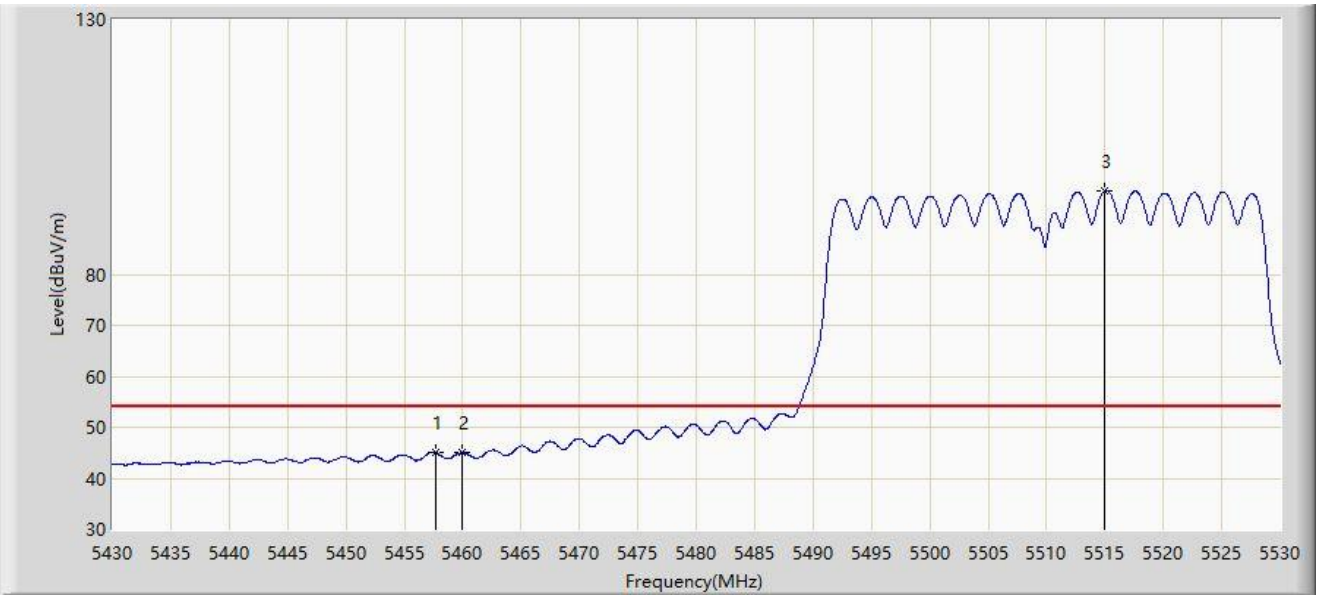

No	Mark	Frequency (MHz)	Measure Level (dBμV/m)	Reading Level (dBμV)	Margin (dB)	Limit (dBμV/m)	Factor (dB/m)	Type
1	*	5457.650	45.062	41.888	-8.938	54.000	3.173	AV
2		5460.000	45.032	41.813	-8.968	54.000	3.219	AV
3		5515.000	96.364	93.223	N/A	N/A	3.142	AV

Note 1: " * ", means this data is the worst emission level.

Note 2: Measure Level (dBμV/m) = Reading Level (dBμV) + Factor (dB/m).

Note 3: Factor (dB/m) = Cable Loss (dB) + Antenna Factor (dB/m) - Pre_Amplifier Gain (dB).

Site: WZ-AC2	Test Date: 2023-07-19
Limit: FCC_5G_RE(3m)	Engineer: Edith Yu
Probe: BBHA9120D_1457_1-18GHz	Polarity: Vertical
EUT: HPE Aruba User Experience Sensor	Power: AC 120V/60Hz
Test Mode: Transmit by 802.11ac-VHT40 at 5510MHz	

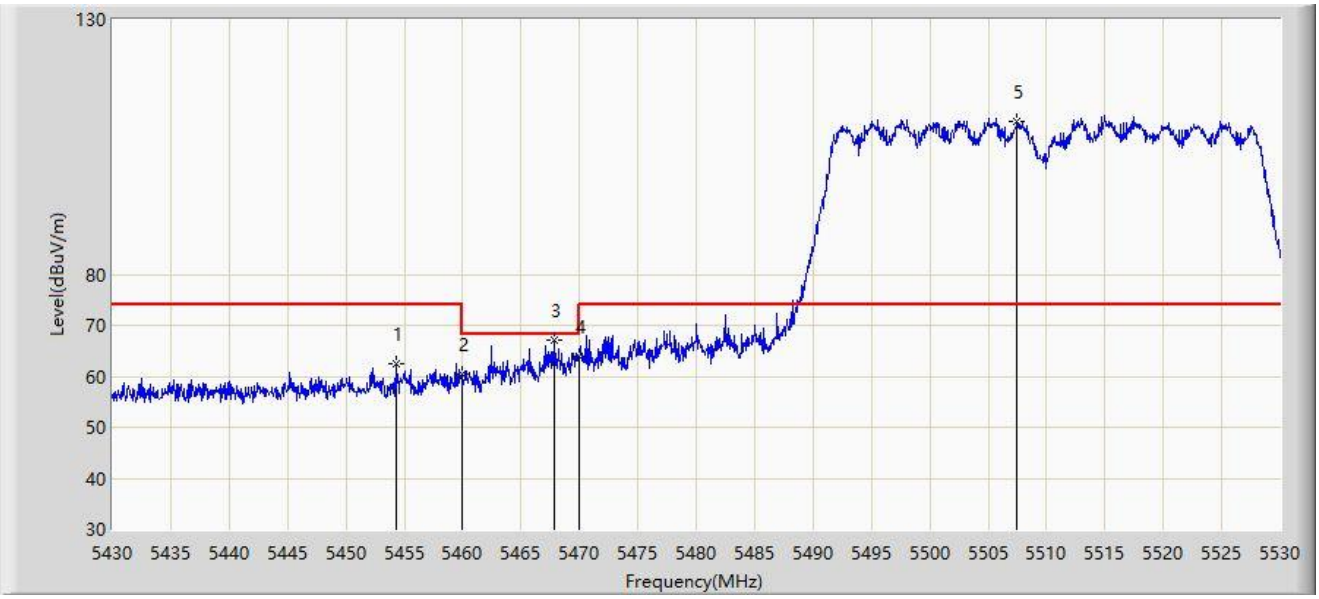

No	Mark	Frequency (MHz)	Measure Level (dBµV/m)	Reading Level (dBµV)	Margin (dB)	Limit (dBµV/m)	Factor (dB/m)	Type
1		5454.350	62.409	59.289	-11.591	74.000	3.120	PK
2		5460.000	60.339	57.120	-13.661	74.000	3.219	PK
3	*	5467.900	67.154	63.783	-1.046	68.200	3.371	PK
4		5470.000	63.918	60.506	-4.282	68.200	3.411	PK
5		5507.450	110.084	106.889	N/A	N/A	3.194	PK

Note 1: " * ", means this data is the worst emission level.

Note 2: Measure Level (dBµV/m) = Reading Level (dBµV) + Factor (dB/m).

Note 3: Factor (dB/m) = Cable Loss (dB) + Antenna Factor (dB/m) - Pre_Amplifier Gain (dB).

Site: WZ-AC2	Test Date: 2023-07-19
Limit: FCC_5G_RE(3m)	Engineer: Edith Yu
Probe: BBHA9120D_1457_1-18GHz	Polarity: Vertical
EUT: HPE Aruba User Experience Sensor	Power: AC 120V/60Hz
Test Mode: Transmit by 802.11ac-VHT40 at 5510MHz	

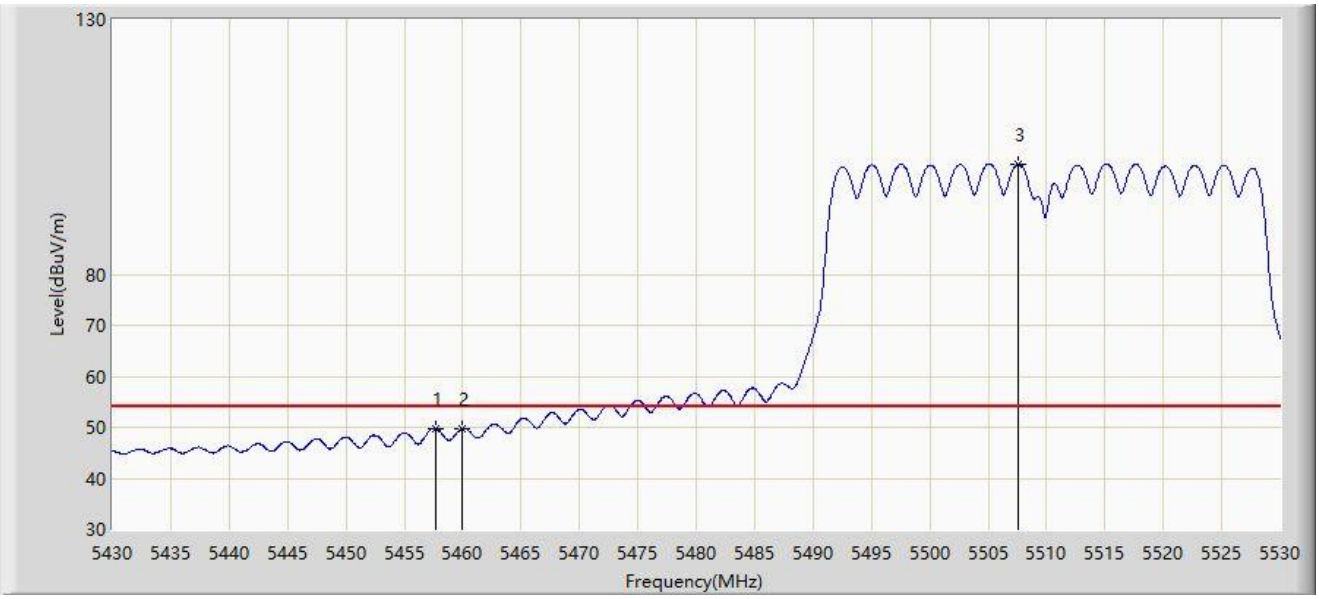

No	Mark	Frequency (MHz)	Measure Level (dBμV/m)	Reading Level (dBμV)	Margin (dB)	Limit (dBμV/m)	Factor (dB/m)	Type
1	*	5457.650	49.827	46.653	-4.173	54.000	3.173	AV
2		5460.000	49.803	46.584	-4.197	54.000	3.219	AV
3		5507.550	101.627	98.433	N/A	N/A	3.193	AV

Note 1: " * ", means this data is the worst emission level.

Note 2: Measure Level (dBμV/m) = Reading Level (dBμV) + Factor (dB/m).

Note 3: Factor (dB/m) = Cable Loss (dB) + Antenna Factor (dB/m) - Pre_Amplifier Gain (dB).

Site: WZ-AC2	Test Date: 2023-07-15
Limit: FCC_5G_RE(3m)	Engineer: Edith Yu
Probe: BBHA9120D_1457_1-18GHz	Polarity: Horizontal
EUT: HPE Aruba User Experience Sensor	Power: AC 120V/60Hz
Test Mode: Transmit by 802.11ac-VHT40 at 5670MHz	

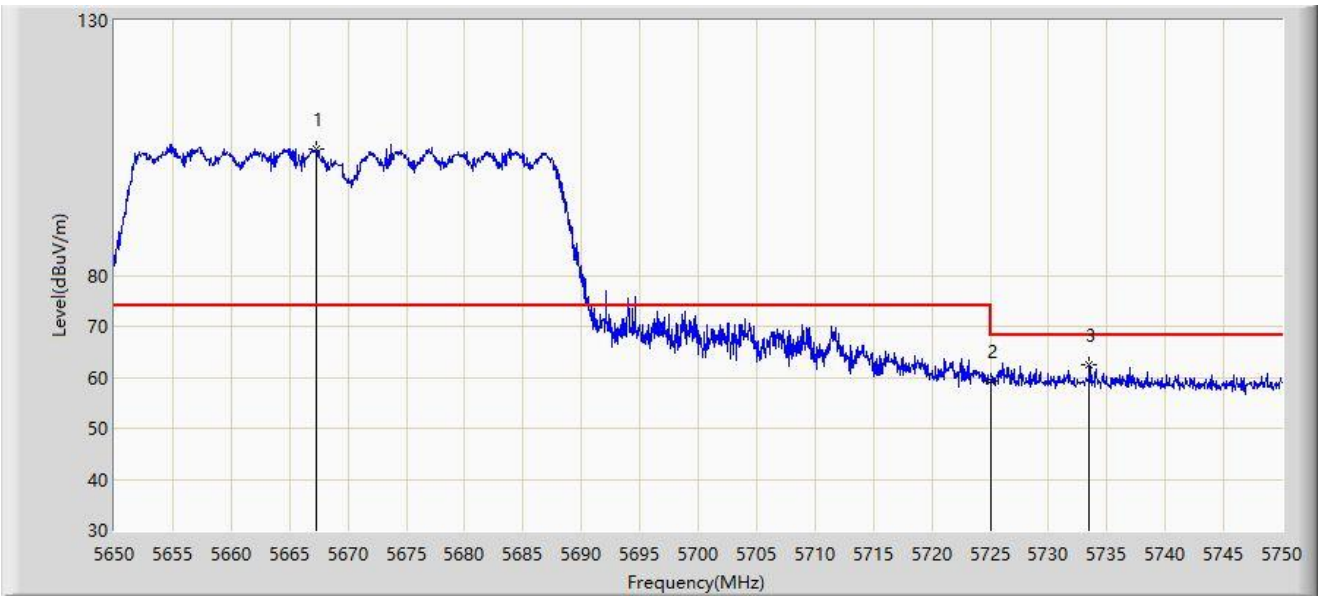

No	Mark	Frequency (MHz)	Measure Level (dBμV/m)	Reading Level (dBμV)	Margin (dB)	Limit (dBμV/m)	Factor (dB/m)	Type
1		5667.350	104.750	100.697	N/A	N/A	4.053	PK
2		5725.000	59.356	54.668	-8.844	68.200	4.688	PK
3	*	5733.450	62.529	57.963	-5.671	68.200	4.567	PK

Note 1: " * ", means this data is the worst emission level.

Note 2: Measure Level (dBμV/m) = Reading Level (dBμV) + Factor (dB/m).

Note 3: Factor (dB/m) = Cable Loss (dB) + Antenna Factor (dB/m) - Pre_Amplifier Gain (dB).

Site: WZ-AC2	Test Date: 2023-07-15
Limit: FCC_5G_RE(3m)	Engineer: Edith Yu
Probe: BBHA9120D_1457_1-18GHz	Polarity: Vertical
EUT: HPE Aruba User Experience Sensor	Power: AC 120V/60Hz
Test Mode: Transmit by 802.11ac-VHT40 at 5670MHz	

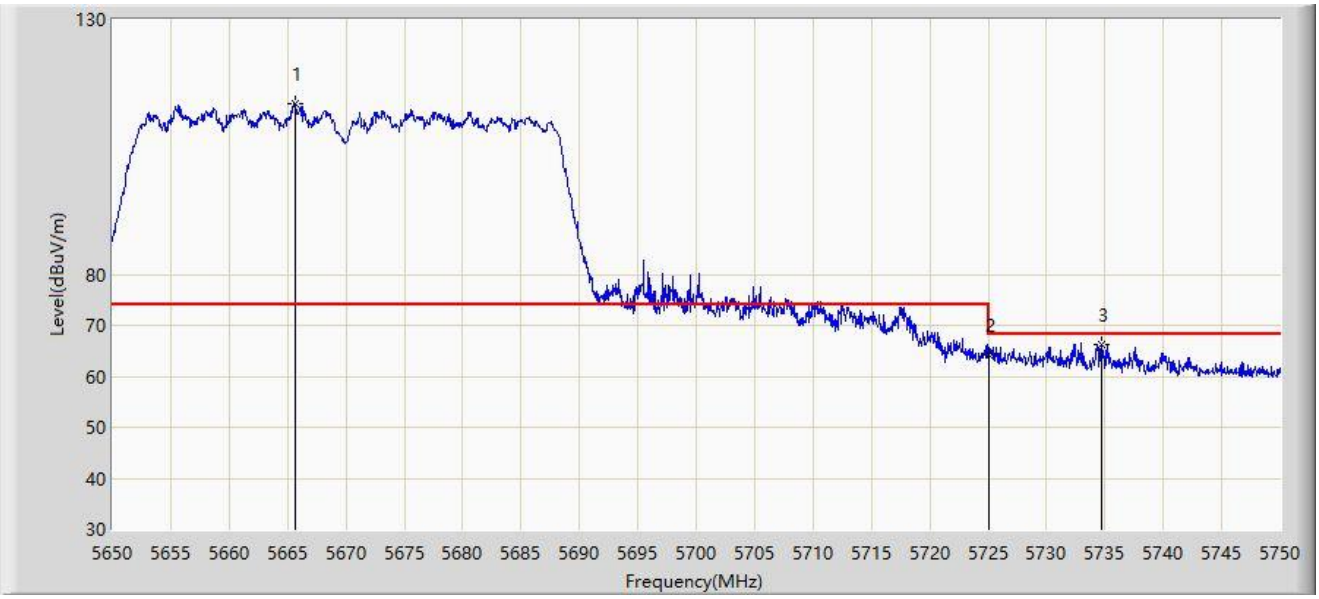

No	Mark	Frequency (MHz)	Measure Level (dBµV/m)	Reading Level (dBµV)	Margin (dB)	Limit (dBµV/m)	Factor (dB/m)	Type
1		5665.650	113.484	109.424	N/A	N/A	4.060	PK
2		5725.000	64.265	59.577	-3.935	68.200	4.688	PK
3	*	5734.650	66.255	61.710	-1.945	68.200	4.544	PK

Note 1: " * ", means this data is the worst emission level.

Note 2: Measure Level (dBµV/m) = Reading Level (dBµV) + Factor (dB/m).

Note 3: Factor (dB/m) = Cable Loss (dB) + Antenna Factor (dB/m) - Pre_Amplifier Gain (dB).

Site: WZ-AC2	Test Date: 2023-07-15
Limit: FCC_5.8G_RE(3m)	Engineer: Edith Yu
Probe: BBHA9120D_1457_1-18GHz	Polarity: Horizontal
EUT: HPE Aruba User Experience Sensor	Power: AC 120V/60Hz
Test Mode: Transmit by 802.11ac-VHT40 at 5755MHz	

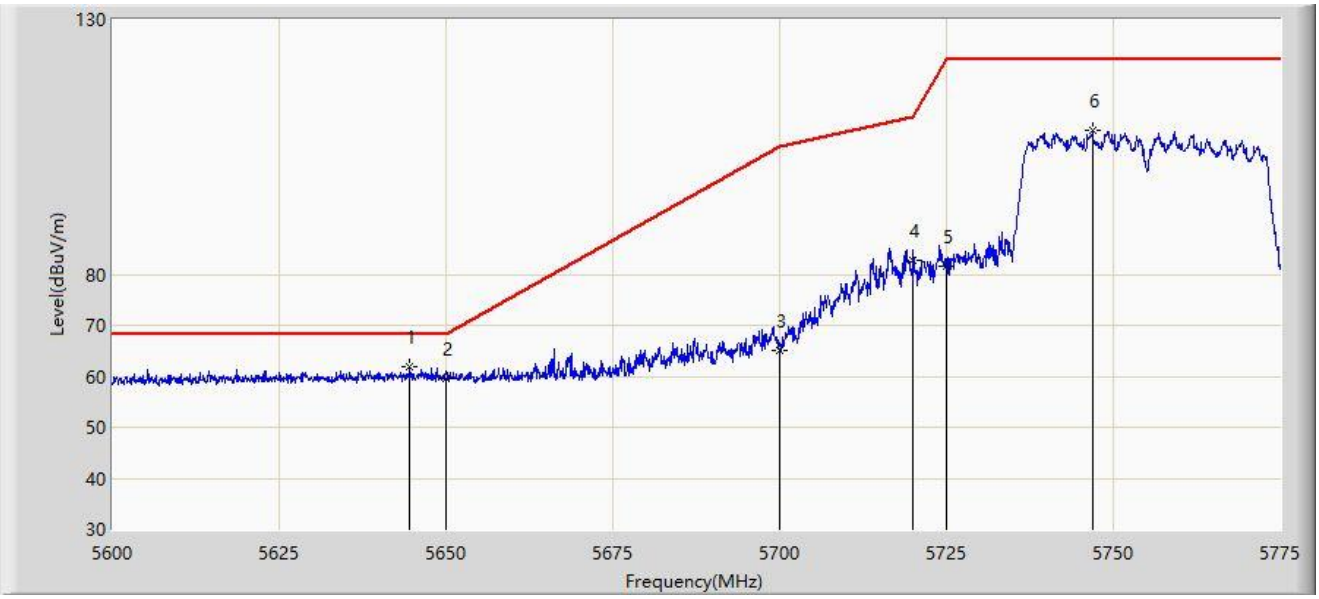

No	Mark	Frequency (MHz)	Measure Level (dBµV/m)	Reading Level (dBµV)	Margin (dB)	Limit (dBµV/m)	Factor (dB/m)	Type
1	*	5644.625	61.932	57.742	-6.268	68.200	4.190	PK
2		5650.000	59.422	55.262	-8.778	68.200	4.160	PK
3		5700.000	65.110	60.680	-40.090	105.200	4.430	PK
4		5720.000	82.645	77.995	-28.155	110.800	4.649	PK
5		5725.000	81.669	76.981	-40.531	122.200	4.688	PK
6		5746.913	108.265	103.840	N/A	N/A	4.425	PK

Note 1: " * ", means this data is the worst emission level.

Note 2: Measure Level (dBµV/m) = Reading Level (dBµV) + Factor (dB/m).

Note 3: Factor (dB/m) = Cable Loss (dB) + Antenna Factor (dB/m) - Pre_Amplifier Gain (dB).

Site: WZ-AC2	Test Date: 2023-07-15
Limit: FCC_5.8G_RE(3m)	Engineer: Edith Yu
Probe: BBHA9120D_1457_1-18GHz	Polarity: Vertical
EUT: HPE Aruba User Experience Sensor	Power: AC 120V/60Hz
Test Mode: Transmit by 802.11ac-VHT40 at 5755MHz	

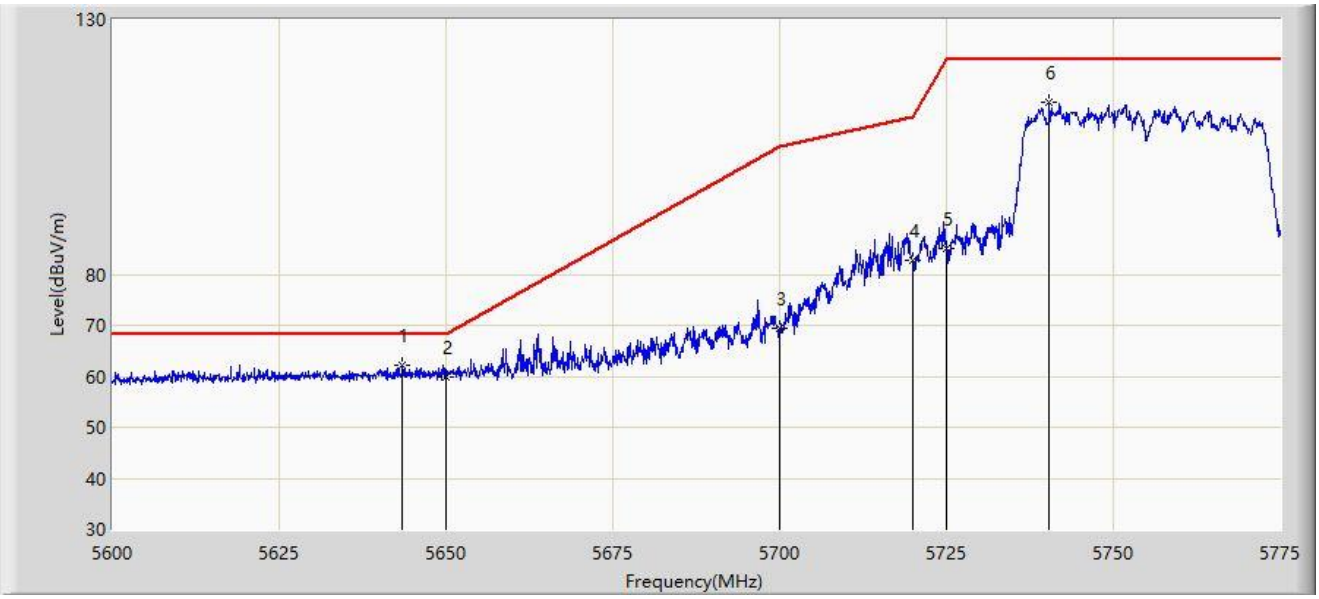

No	Mark	Frequency (MHz)	Measure Level (dBµV/m)	Reading Level (dBµV)	Margin (dB)	Limit (dBµV/m)	Factor (dB/m)	Type
1	*	5643.400	62.223	58.026	-5.977	68.200	4.197	PK
2		5650.000	59.833	55.673	-8.367	68.200	4.160	PK
3		5700.000	69.336	64.906	-35.864	105.200	4.430	PK
4		5720.000	82.671	78.021	-28.129	110.800	4.649	PK
5		5725.000	85.020	80.332	-37.180	122.200	4.688	PK
6		5740.437	113.668	109.227	N/A	N/A	4.441	PK

Note 1: " * ", means this data is the worst emission level.

Note 2: Measure Level (dBµV/m) = Reading Level (dBµV) + Factor (dB/m).

Note 3: Factor (dB/m) = Cable Loss (dB) + Antenna Factor (dB/m) - Pre_Amplifier Gain (dB).

Site: WZ-AC2	Test Date: 2023-07-19
Limit: FCC_5.8G_RE(3m)	Engineer: Edith Yu
Probe: BBHA9120D_1457_1-18GHz	Polarity: Horizontal
EUT: HPE Aruba User Experience Sensor	Power: AC 120V/60Hz
Test Mode: Transmit by 802.11ac-VHT40 at 5795MHz	

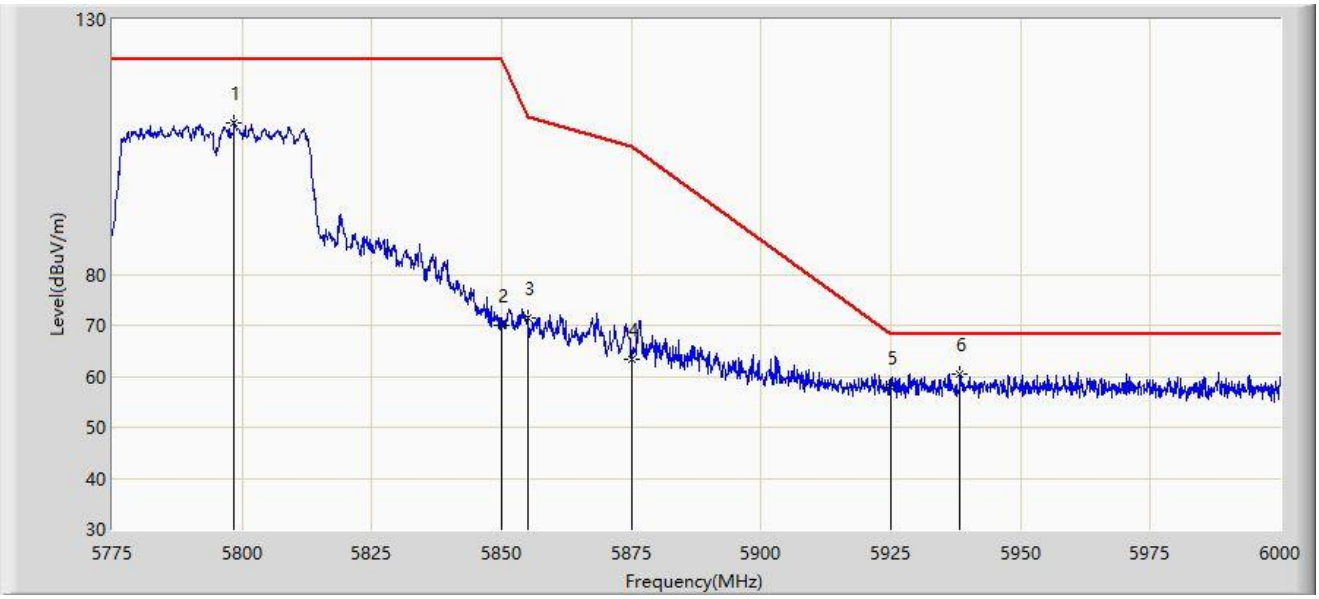

No	Mark	Frequency (MHz)	Measure Level (dBµV/m)	Reading Level (dBµV)	Margin (dB)	Limit (dBµV/m)	Factor (dB/m)	Type
1		5798.400	109.679	104.617	N/A	N/A	5.062	PK
2		5850.000	70.017	65.057	-52.183	122.200	4.960	PK
3		5855.000	71.328	66.309	-39.472	110.800	5.019	PK
4		5875.000	63.219	58.083	-41.981	105.200	5.136	PK
5		5925.000	57.942	52.672	-10.258	68.200	5.271	PK
6	*	5938.350	60.334	55.017	-7.866	68.200	5.317	PK

Note 1: " * ", means this data is the worst emission level.

Note 2: Measure Level (dBµV/m) = Reading Level (dBµV) + Factor (dB/m).

Note 3: Factor (dB/m) = Cable Loss (dB) + Antenna Factor (dB/m) - Pre_Amplifier Gain (dB).

Site: WZ-AC2	Test Date: 2023-07-19
Limit: FCC_5.8G_RE(3m)	Engineer: Edith Yu
Probe: BBHA9120D_1457_1-18GHz	Polarity: Vertical
EUT: HPE Aruba User Experience Sensor	Power: AC 120V/60Hz
Test Mode: Transmit by 802.11ac-VHT40 at 5795MHz	

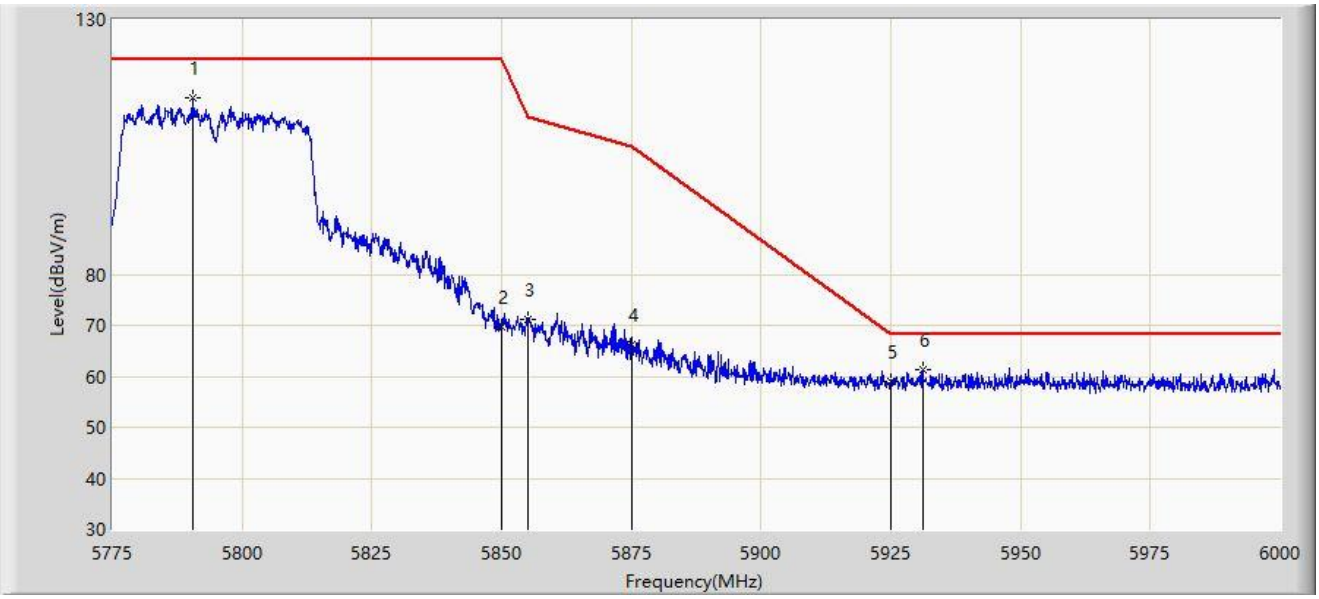

No	Mark	Frequency (MHz)	Measure Level (dBμV/m)	Reading Level (dBμV)	Margin (dB)	Limit (dBμV/m)	Factor (dB/m)	Type
1		5790.413	114.597	109.576	N/A	N/A	5.021	PK
2		5850.000	69.710	64.750	-52.490	122.200	4.960	PK
3		5855.000	71.079	66.060	-39.721	110.800	5.019	PK
4		5875.000	66.230	61.094	-38.970	105.200	5.136	PK
5		5925.000	59.124	53.854	-9.076	68.200	5.271	PK
6	*	5931.150	61.294	55.993	-6.906	68.200	5.301	PK

Note 1: " * ", means this data is the worst emission level.

Note 2: Measure Level (dBμV/m) = Reading Level (dBμV) + Factor (dB/m).

Note 3: Factor (dB/m) = Cable Loss (dB) + Antenna Factor (dB/m) - Pre_Amplifier Gain (dB).

Site: WZ-AC2	Test Date: 2023-07-19
Limit: FCC_5G_RE(3m)	Engineer: Edith Yu
Probe: BBHA9120D_1457_1-18GHz	Polarity: Horizontal
EUT: HPE Aruba User Experience Sensor	Power: AC 120V/60Hz
Test Mode: Transmit by 802.11ac-VHT80 at 5210MHz	

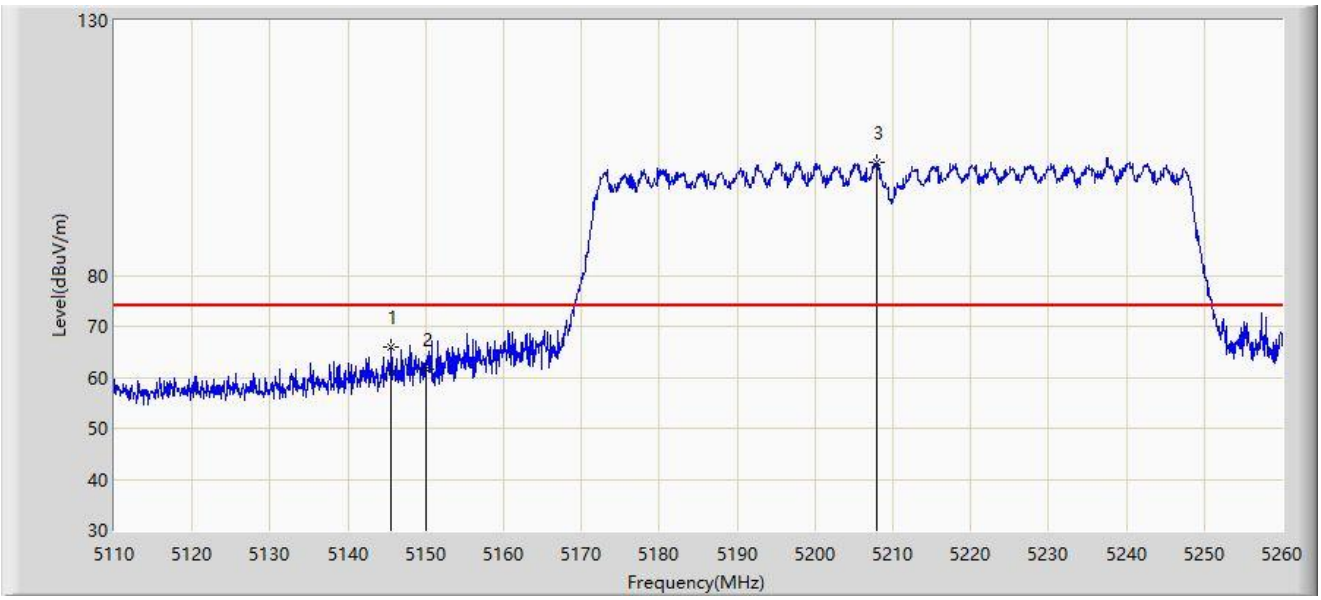

No	Mark	Frequency (MHz)	Measure Level (dBμV/m)	Reading Level (dBμV)	Margin (dB)	Limit (dBμV/m)	Factor (dB/m)	Type
1	*	5145.550	65.914	62.457	-8.086	74.000	3.457	PK
2		5150.000	61.459	57.960	-12.541	74.000	3.499	PK
3		5207.875	102.144	99.200	N/A	N/A	2.944	PK

Note 1: " * ", means this data is the worst emission level.

Note 2: Measure Level (dBμV/m) = Reading Level (dBμV) + Factor (dB/m).

Note 3: Factor (dB/m) = Cable Loss (dB) + Antenna Factor (dB/m) - Pre_Amplifier Gain (dB).

Site: WZ-AC2	Test Date: 2023-07-19
Limit: FCC_5G_RE(3m)	Engineer: Edith Yu
Probe: BBHA9120D_1457_1-18GHz	Polarity: Horizontal
EUT: HPE Aruba User Experience Sensor	Power: AC 120V/60Hz
Test Mode: Transmit by 802.11ac-VHT80 at 5210MHz	

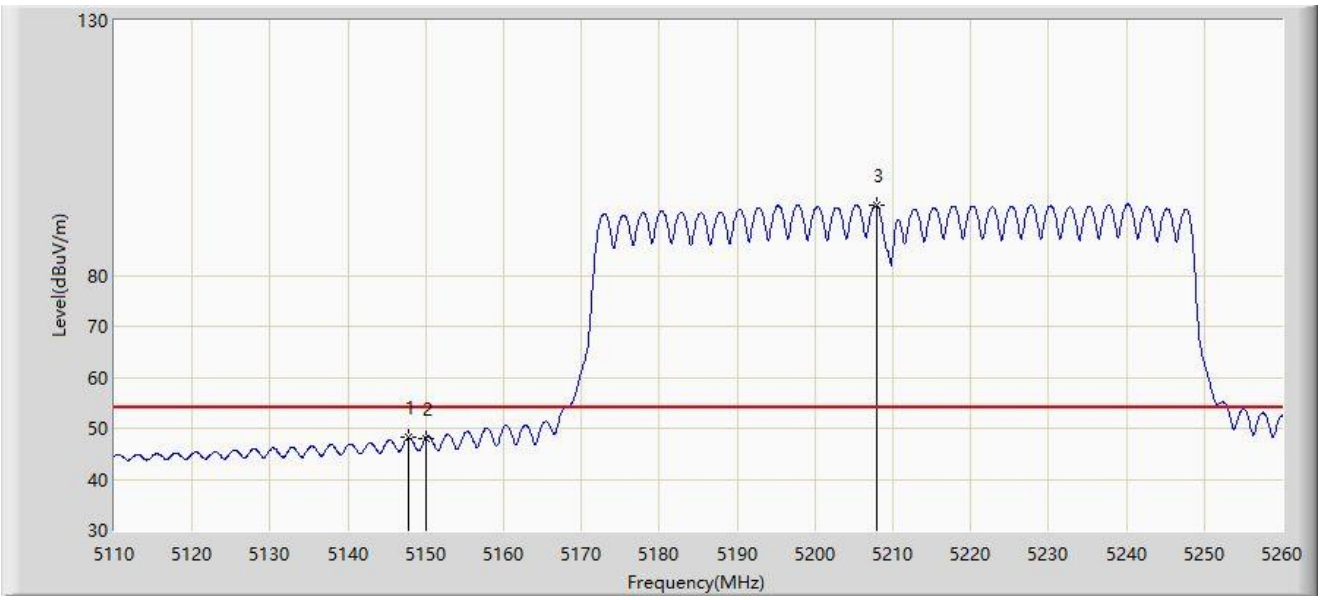

No	Mark	Frequency (MHz)	Measure Level (dBµV/m)	Reading Level (dBµV)	Margin (dB)	Limit (dBµV/m)	Factor (dB/m)	Type
1	*	5147.725	48.129	44.641	-5.871	54.000	3.488	AV
2		5150.000	48.113	44.614	-5.887	54.000	3.499	AV
3		5207.875	93.897	90.953	N/A	N/A	2.944	AV

Note 1: " * ", means this data is the worst emission level.

Note 2: Measure Level (dBµV/m) = Reading Level (dBµV) + Factor (dB/m).

Note 3: Factor (dB/m) = Cable Loss (dB) + Antenna Factor (dB/m) - Pre_Amplifier Gain (dB).

Site: WZ-AC2	Test Date: 2023-07-19
Limit: FCC_5G_RE(3m)	Engineer: Edith Yu
Probe: BBHA9120D_1457_1-18GHz	Polarity: Vertical
EUT: HPE Aruba User Experience Sensor	Power: AC 120V/60Hz
Test Mode: Transmit by 802.11ac-VHT80 at 5210MHz	

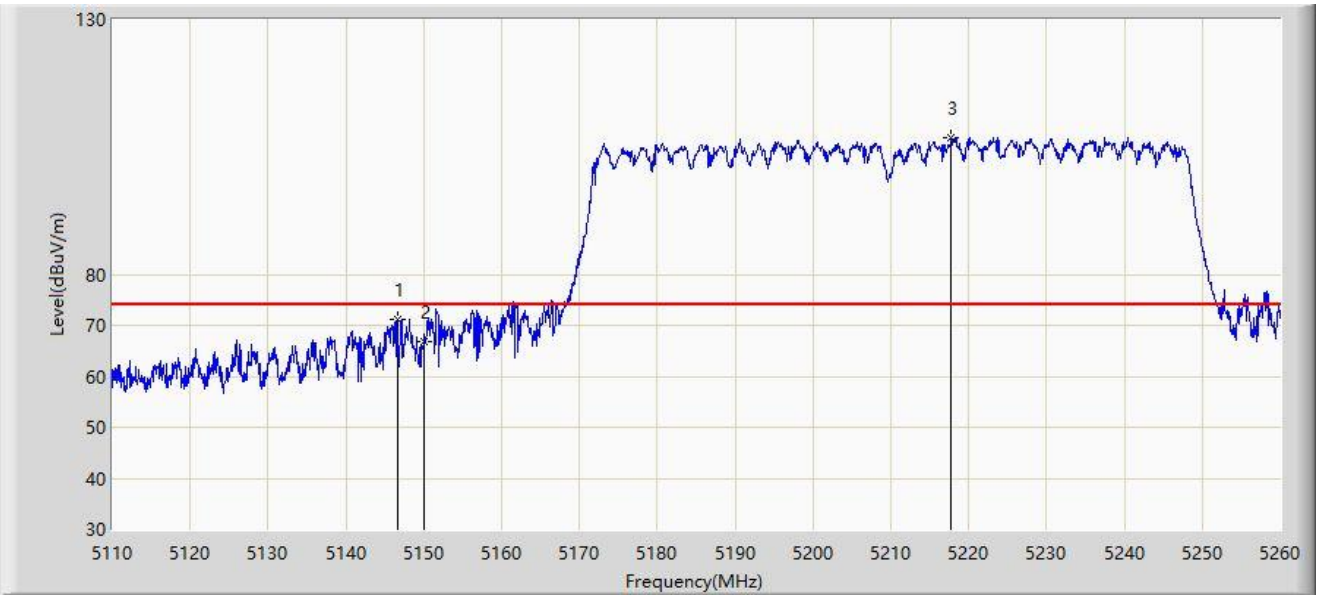

No	Mark	Frequency (MHz)	Measure Level (dBμV/m)	Reading Level (dBμV)	Margin (dB)	Limit (dBμV/m)	Factor (dB/m)	Type
1	*	5146.600	71.288	67.816	-2.712	74.000	3.471	PK
2		5150.000	66.702	63.203	-7.298	74.000	3.499	PK
3		5217.775	106.842	103.844	N/A	N/A	2.998	PK

Note 1: " * ", means this data is the worst emission level.

Note 2: Measure Level (dBμV/m) = Reading Level (dBμV) + Factor (dB/m).

Note 3: Factor (dB/m) = Cable Loss (dB) + Antenna Factor (dB/m) - Pre_Amplifier Gain (dB).

Site: WZ-AC2	Test Date: 2023-07-19
Limit: FCC_5G_RE(3m)	Engineer: Edith Yu
Probe: BBHA9120D_1457_1-18GHz	Polarity: Vertical
EUT: HPE Aruba User Experience Sensor	Power: AC 120V/60Hz
Test Mode: Transmit by 802.11ac-VHT80 at 5210MHz	

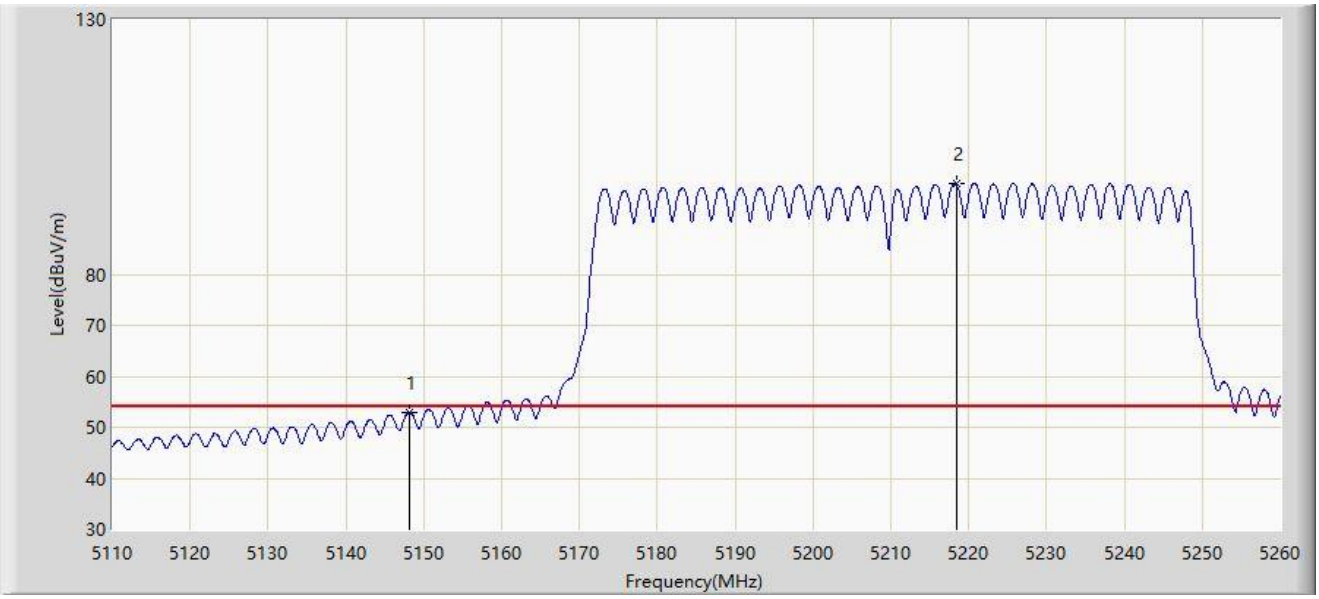

No	Mark	Frequency (MHz)	Measure Level (dBµV/m)	Reading Level (dBµV)	Margin (dB)	Limit (dBµV/m)	Factor (dB/m)	Type
1	*	5148.250	53.039	49.546	-0.961	54.000	3.492	AV
2		5218.375	97.711	94.704	N/A	N/A	3.007	AV

Note 1: " * ", means this data is the worst emission level.

Note 2: Measure Level (dBµV/m) = Reading Level (dBµV) + Factor (dB/m).

Note 3: Factor (dB/m) = Cable Loss (dB) + Antenna Factor (dB/m) - Pre_Amplifier Gain (dB).

Site: WZ-AC2	Test Date: 2023-07-19
Limit: FCC_5G_RE(3m)	Engineer: Edith Yu
Probe: BBHA9120D_1457_1-18GHz	Polarity: Horizontal
EUT: HPE Aruba User Experience Sensor	Power: AC 120V/60Hz
Test Mode: Transmit by 802.11ac-VHT80 at 5290MHz	

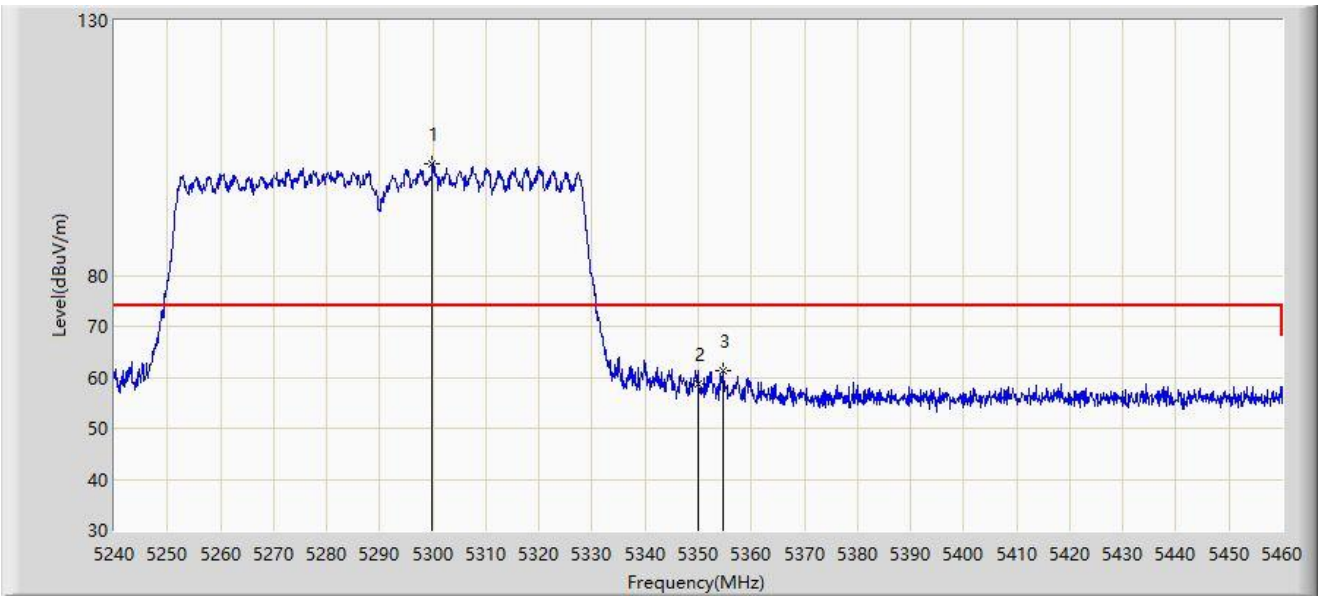

No	Mark	Frequency (MHz)	Measure Level (dBμV/m)	Reading Level (dBμV)	Margin (dB)	Limit (dBμV/m)	Factor (dB/m)	Type
1		5299.950	101.825	99.070	N/A	N/A	2.755	PK
2		5350.000	58.806	55.975	-15.194	74.000	2.832	PK
3	*	5354.620	61.311	58.501	-12.689	74.000	2.810	PK

Note 1: " * ", means this data is the worst emission level.

Note 2: Measure Level (dBμV/m) = Reading Level (dBμV) + Factor (dB/m).

Note 3: Factor (dB/m) = Cable Loss (dB) + Antenna Factor (dB/m) - Pre_Amplifier Gain (dB).

Site: WZ-AC2	Test Date: 2023-07-19
Limit: FCC_5G_RE(3m)	Engineer: Edith Yu
Probe: BBHA9120D_1457_1-18GHz	Polarity: Horizontal
EUT: HPE Aruba User Experience Sensor	Power: AC 120V/60Hz
Test Mode: Transmit by 802.11ac-VHT80 at 5290MHz	

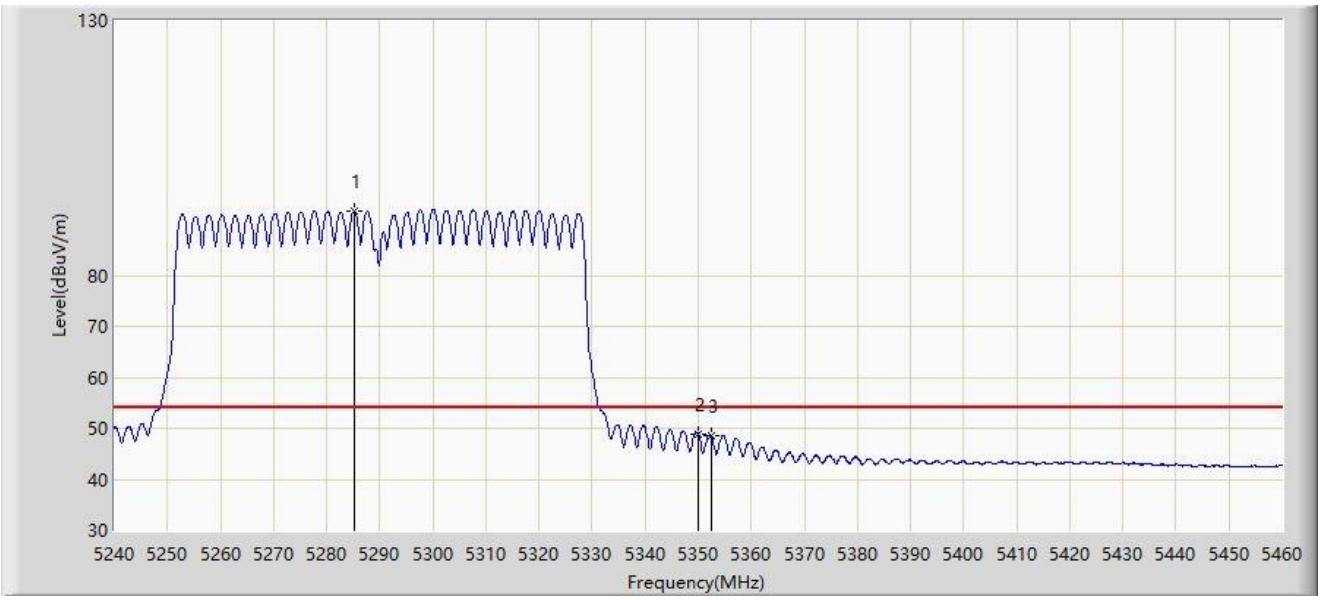

No	Mark	Frequency (MHz)	Measure Level (dBμV/m)	Reading Level (dBμV)	Margin (dB)	Limit (dBμV/m)	Factor (dB/m)	Type
1		5285.100	92.580	90.018	N/A	N/A	2.563	AV
2	*	5350.000	48.885	46.054	-5.115	54.000	2.832	AV
3		5352.420	48.488	45.689	-5.512	54.000	2.799	AV

Note 1: " * ", means this data is the worst emission level.

Note 2: Measure Level (dBμV/m) = Reading Level (dBμV) + Factor (dB/m).

Note 3: Factor (dB/m) = Cable Loss (dB) + Antenna Factor (dB/m) - Pre_Amplifier Gain (dB).

Site: WZ-AC2	Test Date: 2023-07-19
Limit: FCC_5G_RE(3m)	Engineer: Edith Yu
Probe: BBHA9120D_1457_1-18GHz	Polarity: Vertical
EUT: HPE Aruba User Experience Sensor	Power: AC 120V/60Hz
Test Mode: Transmit by 802.11ac-VHT80 at 5290MHz	

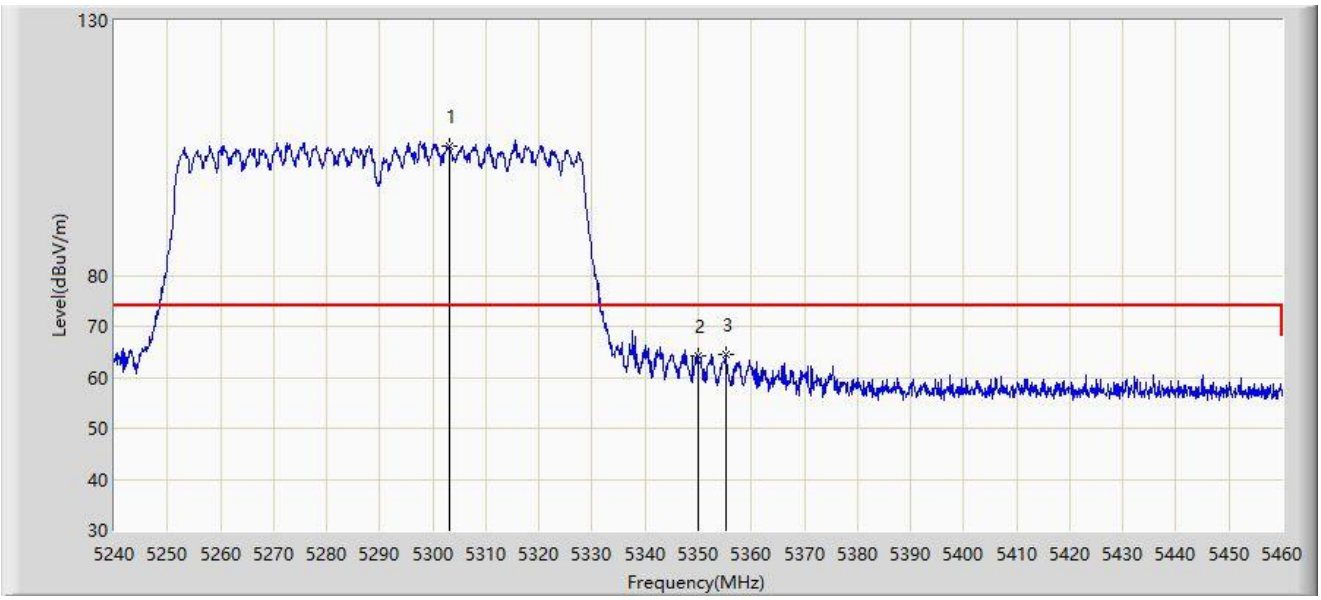

No	Mark	Frequency (MHz)	Measure Level (dBμV/m)	Reading Level (dBμV)	Margin (dB)	Limit (dBμV/m)	Factor (dB/m)	Type
1		5303.140	105.347	102.548	N/A	N/A	2.799	PK
2		5350.000	64.114	61.283	-9.886	74.000	2.832	PK
3	*	5355.170	64.439	61.626	-9.561	74.000	2.813	PK

Note 1: " * ", means this data is the worst emission level.

Note 2: Measure Level (dBμV/m) = Reading Level (dBμV) + Factor (dB/m).

Note 3: Factor (dB/m) = Cable Loss (dB) + Antenna Factor (dB/m) - Pre_Amplifier Gain (dB).

Site: WZ-AC2	Test Date: 2023-07-19
Limit: FCC_5G_RE(3m)	Engineer: Edith Yu
Probe: BBHA9120D_1457_1-18GHz	Polarity: Vertical
EUT: HPE Aruba User Experience Sensor	Power: AC 120V/60Hz
Test Mode: Transmit by 802.11ac-VHT80 at 5290MHz	

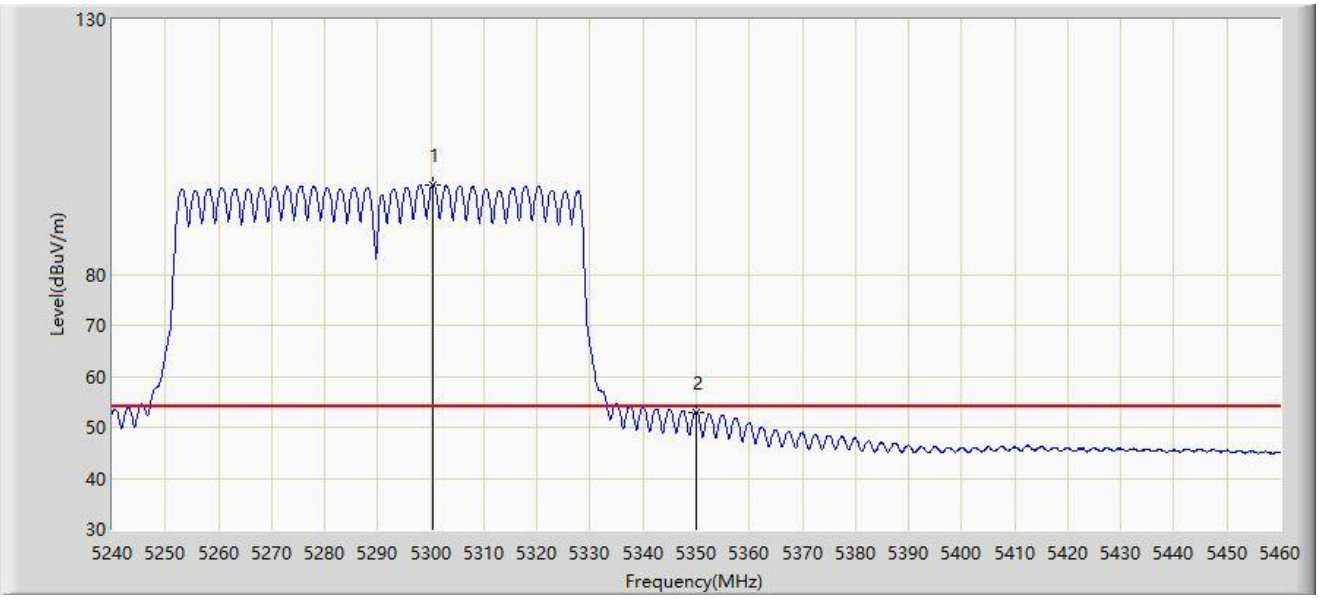

No	Mark	Frequency (MHz)	Measure Level (dBµV/m)	Reading Level (dBµV)	Margin (dB)	Limit (dBµV/m)	Factor (dB/m)	Type
1		5300.390	97.642	94.882	N/A	N/A	2.760	AV
2	*	5350.000	53.005	50.174	-0.995	54.000	2.832	AV

Note 1: " * ", means this data is the worst emission level.

Note 2: Measure Level (dBµV/m) = Reading Level (dBµV) + Factor (dB/m).

Note 3: Factor (dB/m) = Cable Loss (dB) + Antenna Factor (dB/m) - Pre_Amplifier Gain (dB).

Site: WZ-AC2	Test Date: 2023-07-16
Limit: FCC_5G_RE(3m)	Engineer: Edith Yu
Probe: BBHA9120D_1457_1-18GHz	Polarity: Horizontal
EUT: HPE Aruba User Experience Sensor	Power: AC 120V/60Hz
Test Mode: Transmit by 802.11ac-VHT80 at 5530MHz	

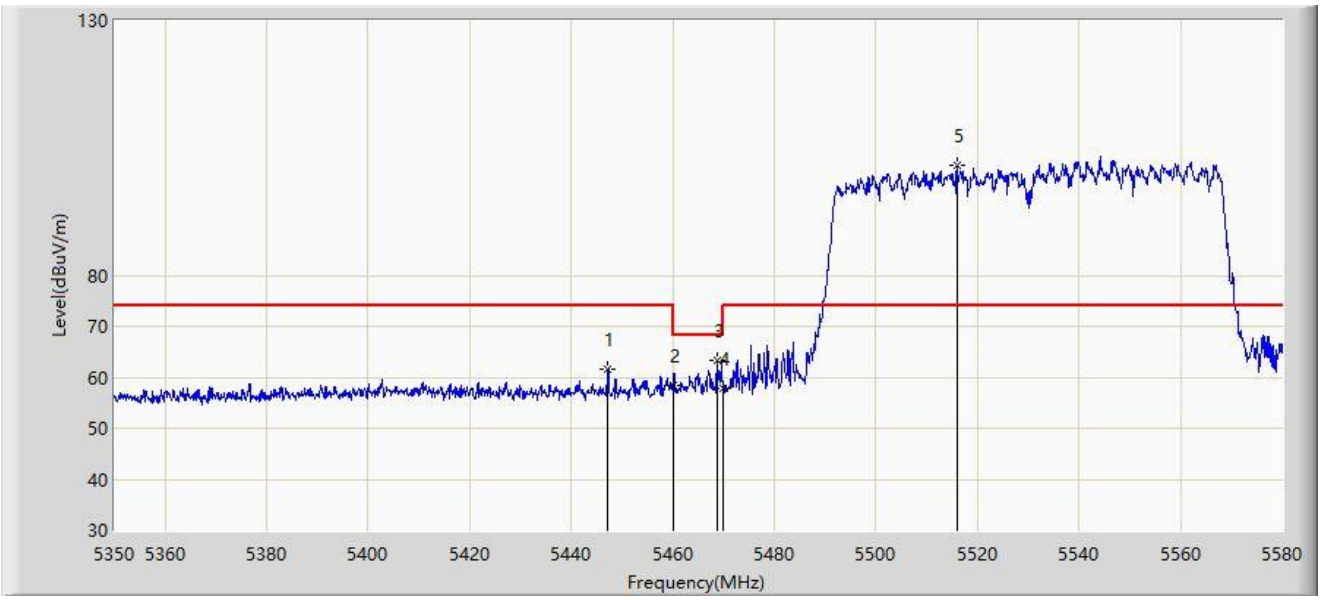

No	Mark	Frequency (MHz)	Measure Level (dBµV/m)	Reading Level (dBµV)	Margin (dB)	Limit (dBµV/m)	Factor (dB/m)	Type
1		5447.175	61.450	58.288	-12.550	74.000	3.162	PK
2		5460.000	58.537	55.318	-15.463	74.000	3.219	PK
3	*	5468.680	63.312	59.926	-4.888	68.200	3.387	PK
4		5470.000	57.938	54.526	-10.262	68.200	3.411	PK
5		5515.945	101.696	98.559	N/A	N/A	3.136	PK

Note 1: " * ", means this data is the worst emission level.

Note 2: Measure Level (dBµV/m) = Reading Level (dBµV) + Factor (dB/m).

Note 3: Factor (dB/m) = Cable Loss (dB) + Antenna Factor (dB/m) - Pre_Amplifier Gain (dB).

Site: WZ-AC2	Test Date: 2023-07-16
Limit: FCC_5G_RE(3m)	Engineer: Edith Yu
Probe: BBHA9120D_1457_1-18GHz	Polarity: Horizontal
EUT: HPE Aruba User Experience Sensor	Power: AC 120V/60Hz
Test Mode: Transmit by 802.11ac-VHT80 at 5530MHz	

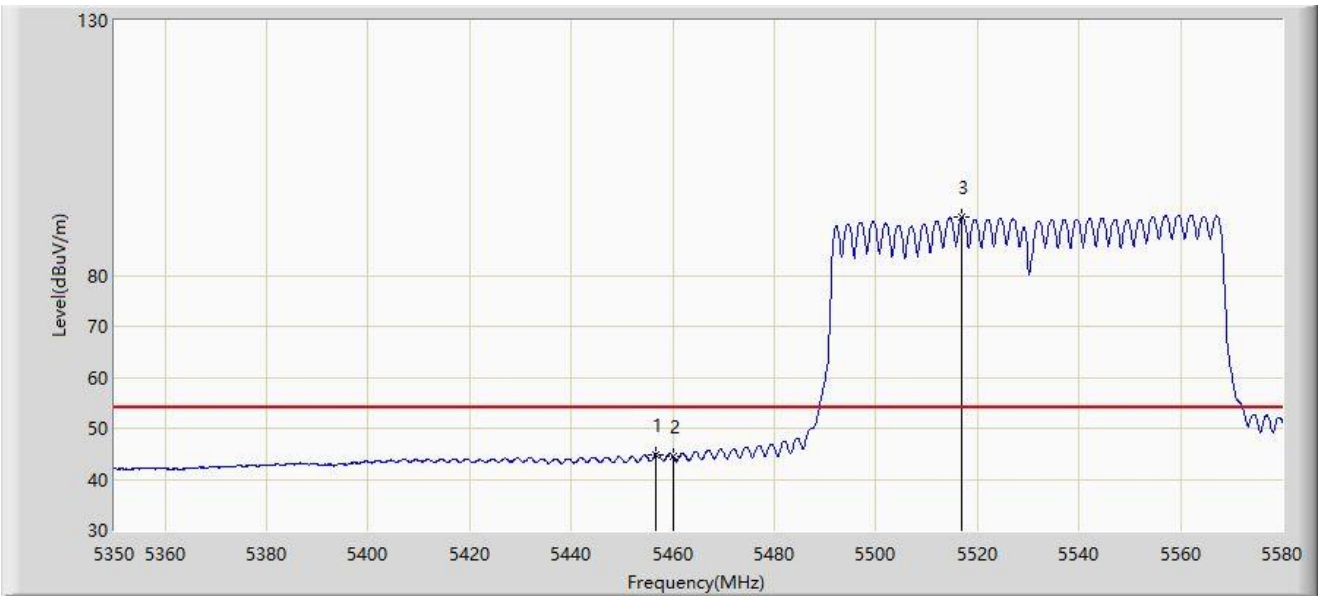

No	Mark	Frequency (MHz)	Measure Level (dBµV/m)	Reading Level (dBµV)	Margin (dB)	Limit (dBµV/m)	Factor (dB/m)	Type
1	*	5456.605	44.835	41.680	-9.165	54.000	3.155	AV
2		5460.000	44.527	41.308	-9.473	54.000	3.219	AV
3		5516.980	91.325	88.193	N/A	N/A	3.131	AV

Note 1: " * ", means this data is the worst emission level.

Note 2: Measure Level (dBµV/m) = Reading Level (dBµV) + Factor (dB/m).

Note 3: Factor (dB/m) = Cable Loss (dB) + Antenna Factor (dB/m) - Pre_Amplifier Gain (dB).

Site: WZ-AC2	Test Date: 2023-07-16
Limit: FCC_5G_RE(3m)	Engineer: Edith Yu
Probe: BBHA9120D_1457_1-18GHz	Polarity: Vertical
EUT: HPE Aruba User Experience Sensor	Power: AC 120V/60Hz
Test Mode: Transmit by 802.11ac-VHT80 at 5530MHz	

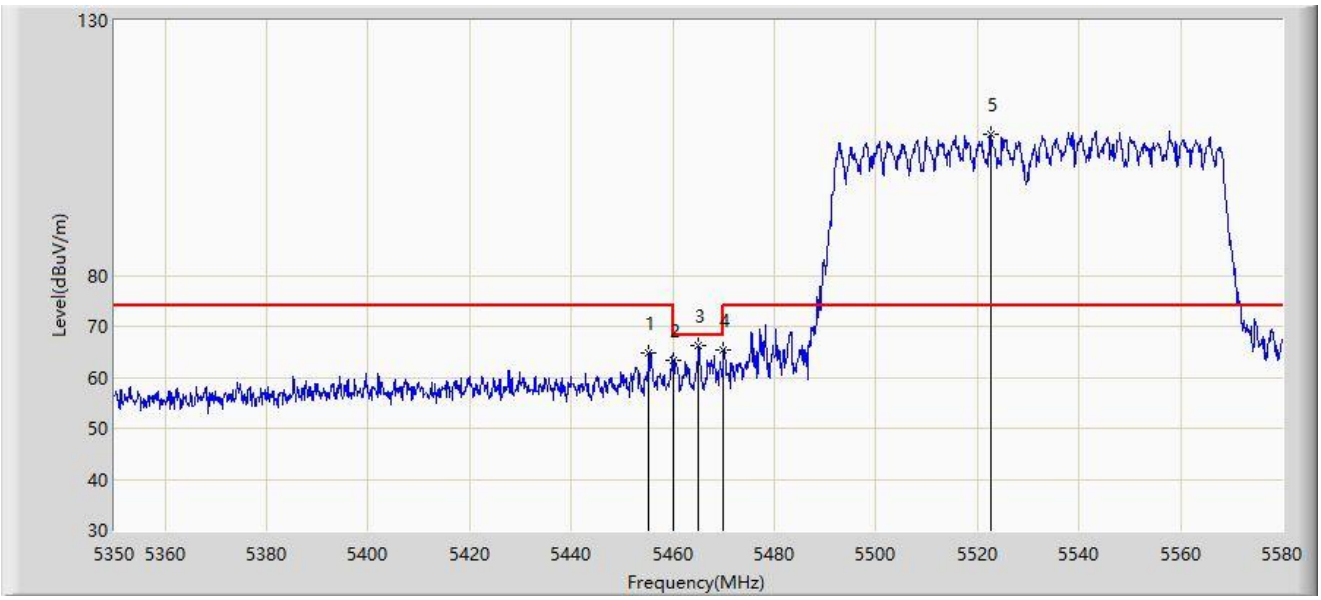

No	Mark	Frequency (MHz)	Measure Level (dBµV/m)	Reading Level (dBµV)	Margin (dB)	Limit (dBµV/m)	Factor (dB/m)	Type
1		5455.340	64.703	61.568	-9.297	74.000	3.135	PK
2		5460.000	63.314	60.095	-10.686	74.000	3.219	PK
3	*	5465.115	66.222	62.904	-1.978	68.200	3.317	PK
4		5470.000	65.260	61.848	-2.940	68.200	3.411	PK
5		5522.500	107.643	104.524	N/A	N/A	3.120	PK

Note 1: " * ", means this data is the worst emission level.

Note 2: Measure Level (dBµV/m) = Reading Level (dBµV) + Factor (dB/m).

Note 3: Factor (dB/m) = Cable Loss (dB) + Antenna Factor (dB/m) - Pre_Amplifier Gain (dB).

Site: WZ-AC2	Test Date: 2023-07-16
Limit: FCC_5G_RE(3m)	Engineer: Edith Yu
Probe: BBHA9120D_1457_1-18GHz	Polarity: Vertical
EUT: HPE Aruba User Experience Sensor	Power: AC 120V/60Hz
Test Mode: Transmit by 802.11ac-VHT80 at 5530MHz	

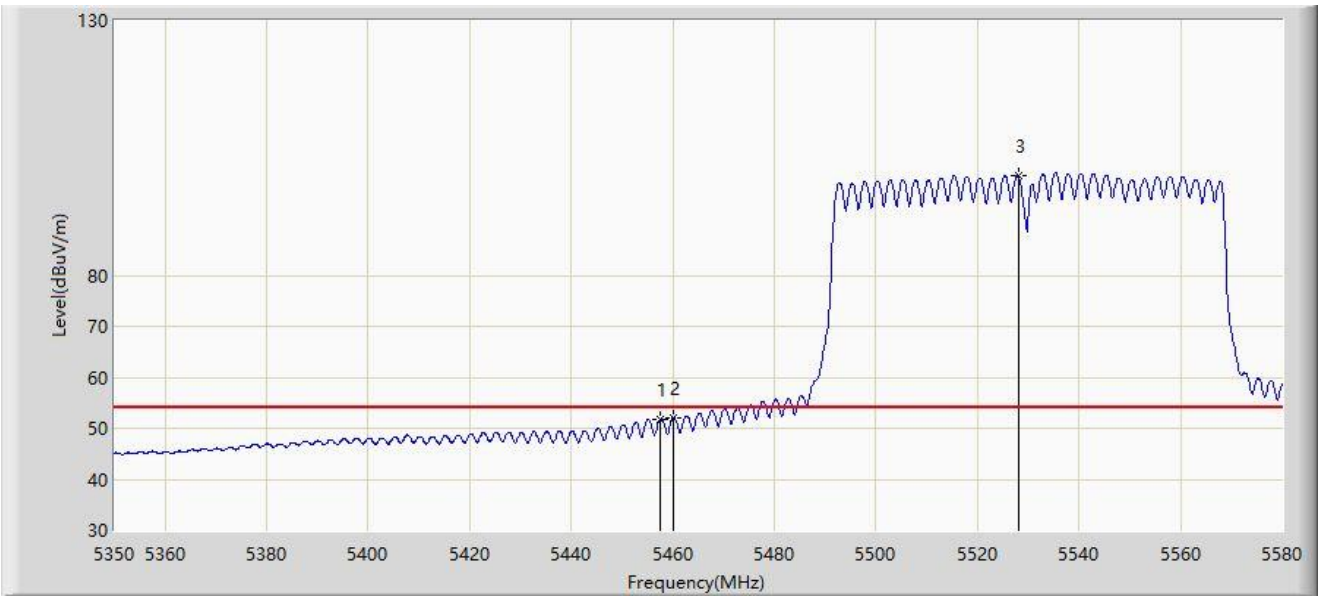

No	Mark	Frequency (MHz)	Measure Level (dBµV/m)	Reading Level (dBµV)	Margin (dB)	Limit (dBµV/m)	Factor (dB/m)	Type
1		5457.410	51.669	48.500	-2.331	54.000	3.170	AV
2	*	5460.000	51.979	48.760	-2.021	54.000	3.219	AV
3		5528.020	99.556	96.315	N/A	N/A	3.240	AV

Note 1: " * ", means this data is the worst emission level.

Note 2: Measure Level (dBµV/m) = Reading Level (dBµV) + Factor (dB/m).

Note 3: Factor (dB/m) = Cable Loss (dB) + Antenna Factor (dB/m) - Pre_Amplifier Gain (dB).

Site: WZ-AC2	Test Date: 2023-07-16
Limit: FCC_5G_RE(3m)	Engineer: Edith Yu
Probe: BBHA9120D_1457_1-18GHz	Polarity: Horizontal
EUT: HPE Aruba User Experience Sensor	Power: AC 120V/60Hz
Test Mode: Transmit by 802.11ac-VHT80 at 5610MHz	

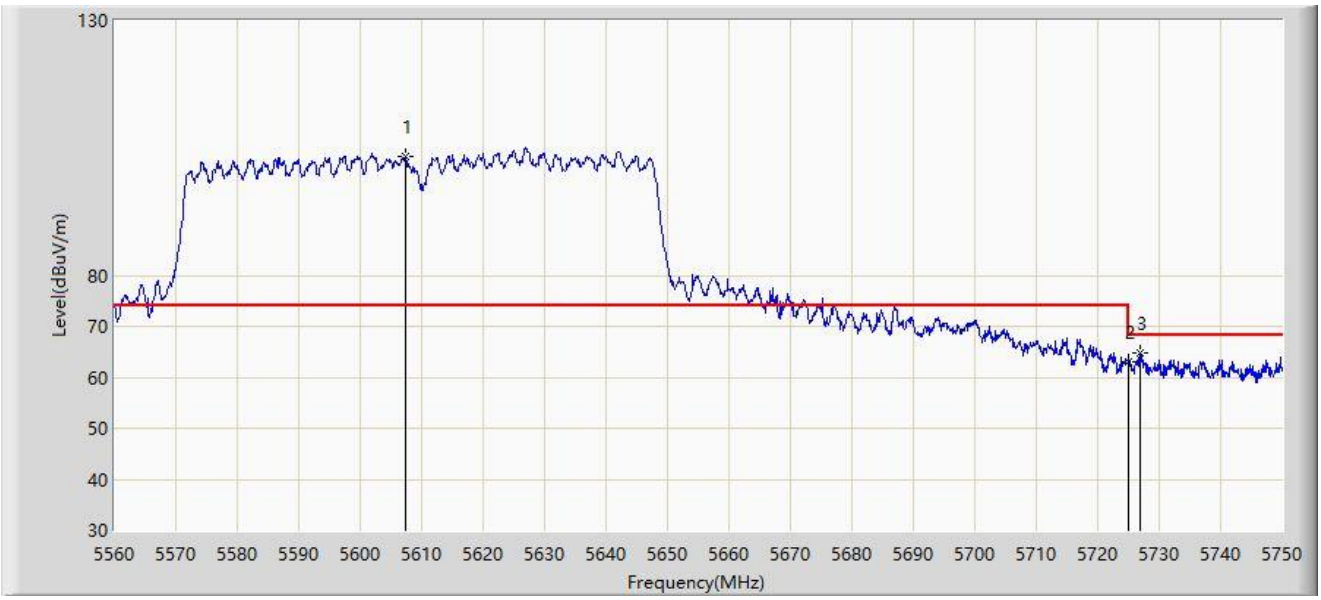

No	Mark	Frequency (MHz)	Measure Level (dBμV/m)	Reading Level (dBμV)	Margin (dB)	Limit (dBμV/m)	Factor (dB/m)	Type
1		5607.310	103.324	99.708	N/A	N/A	3.615	PK
2		5725.000	63.186	58.498	-5.014	68.200	4.688	PK
3	*	5726.820	64.742	60.057	-3.458	68.200	4.685	PK

Note 1: " * ", means this data is the worst emission level.

Note 2: Measure Level (dBμV/m) = Reading Level (dBμV) + Factor (dB/m).

Note 3: Factor (dB/m) = Cable Loss (dB) + Antenna Factor (dB/m) - Pre_Amplifier Gain (dB).

Site: WZ-AC2	Test Date: 2023-07-16
Limit: FCC_5G_RE(3m)	Engineer: Edith Yu
Probe: BBHA9120D_1457_1-18GHz	Polarity: Vertical
EUT: HPE Aruba User Experience Sensor	Power: AC 120V/60Hz
Test Mode: Transmit by 802.11ac-VHT80 at 5610MHz	

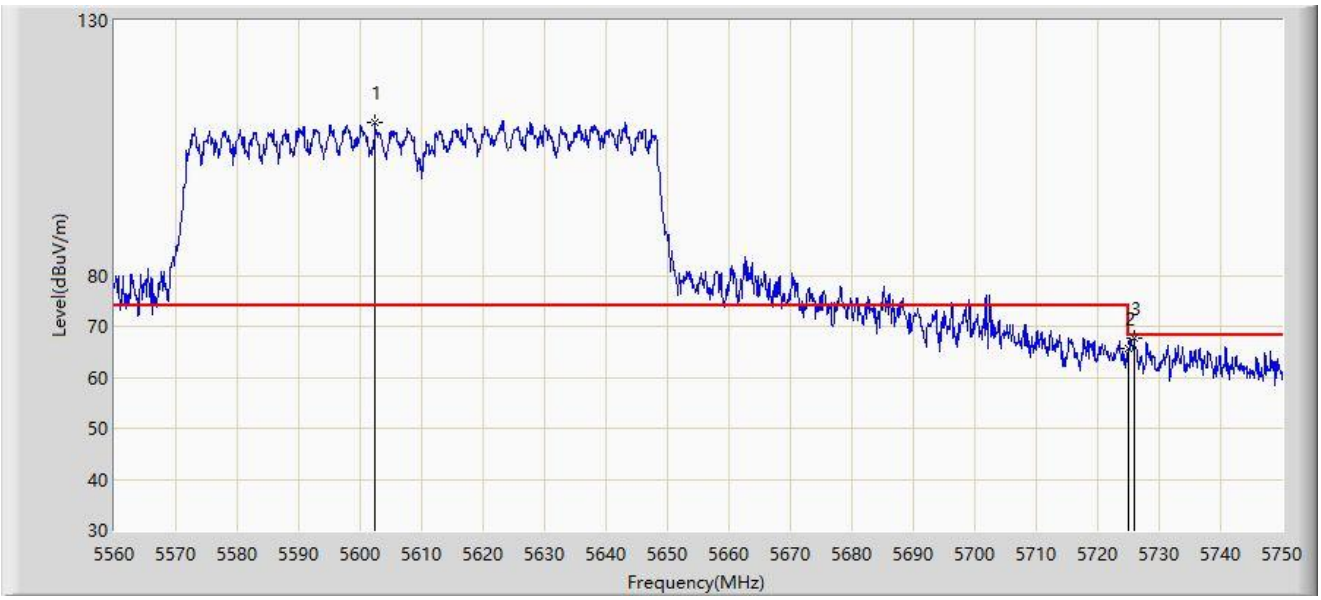

No	Mark	Frequency (MHz)	Measure Level (dBμV/m)	Reading Level (dBμV)	Margin (dB)	Limit (dBμV/m)	Factor (dB/m)	Type
1		5602.465	110.127	106.544	N/A	N/A	3.582	PK
2		5725.000	65.650	60.962	-2.550	68.200	4.688	PK
3	*	5725.965	67.586	62.890	-0.614	68.200	4.696	PK

Note 1: " * ", means this data is the worst emission level.

Note 2: Measure Level (dBμV/m) = Reading Level (dBμV) + Factor (dB/m).

Note 3: Factor (dB/m) = Cable Loss (dB) + Antenna Factor (dB/m) - Pre_Amplifier Gain (dB).

Site: WZ-AC2	Test Date: 2023-07-16
Limit: FCC_5.8G_RE(3m)	Engineer: Edith Yu
Probe: BBHA9120D_1457_1-18GHz	Polarity: Horizontal
EUT: HPE Aruba User Experience Sensor	Power: AC 120V/60Hz
Test Mode: Transmit by 802.11ac-VHT80 at 5775MHz	

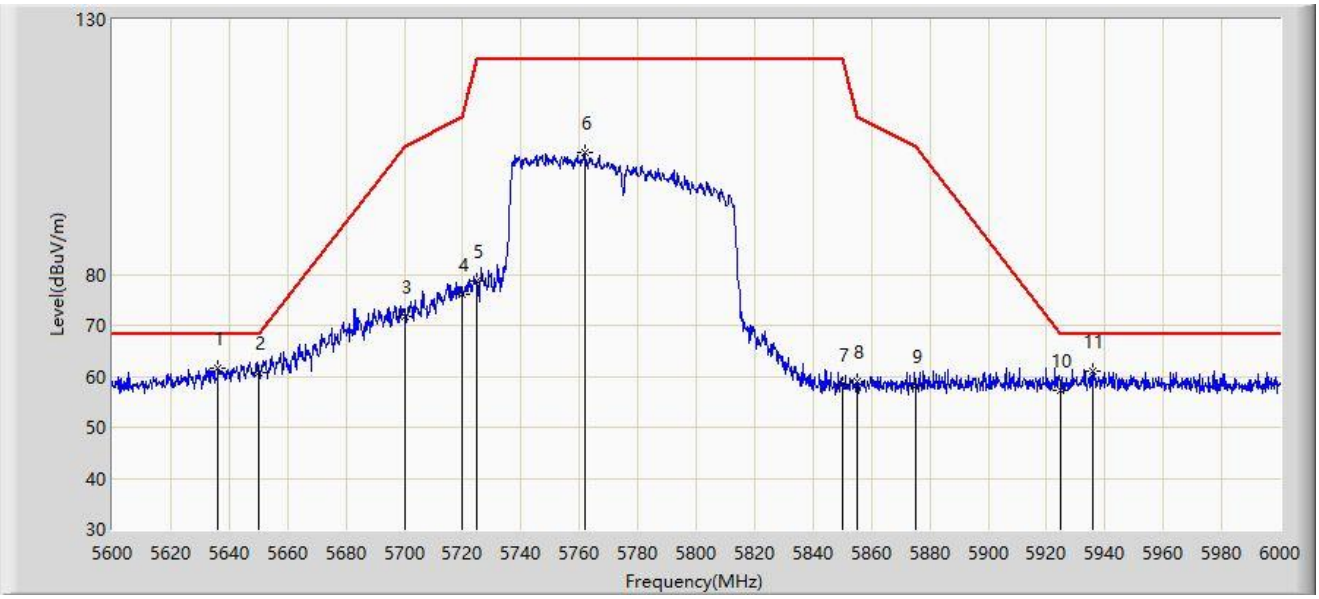

No	Mark	Frequency (MHz)	Measure Level (dBµV/m)	Reading Level (dBµV)	Margin (dB)	Limit (dBµV/m)	Factor (dB/m)	Type
1	*	5636.200	61.645	57.495	-6.555	68.200	4.149	PK
2		5650.000	60.864	56.704	-7.336	68.200	4.160	PK
3		5700.000	71.709	67.279	-33.491	105.200	4.430	PK
4		5720.000	76.169	71.519	-34.631	110.800	4.649	PK
5		5725.000	78.564	73.876	-43.636	122.200	4.688	PK
6		5761.800	103.787	99.162	N/A	N/A	4.625	PK
7		5850.000	58.480	53.520	-63.720	122.200	4.960	PK
8		5855.000	58.919	53.900	-51.881	110.800	5.019	PK
9		5875.000	58.013	52.877	-47.187	105.200	5.136	PK
10		5925.000	57.341	52.071	-10.859	68.200	5.271	PK
11		5935.600	60.914	55.603	-7.286	68.200	5.311	PK

Note 1: " * ", means this data is the worst emission level.

Note 2: Measure Level (dBµV/m) = Reading Level (dBµV) + Factor (dB/m).

Note 3: Factor (dB/m) = Cable Loss (dB) + Antenna Factor (dB/m) - Pre_Amplifier Gain (dB).

Site: WZ-AC2	Test Date: 2023-07-16
Limit: FCC_5.8G_RE(3m)	Engineer: Edith Yu
Probe: BBHA9120D_1457_1-18GHz	Polarity: Vertical
EUT: HPE Aruba User Experience Sensor	Power: AC 120V/60Hz
Test Mode: Transmit by 802.11ac-VHT80 at 5775MHz	

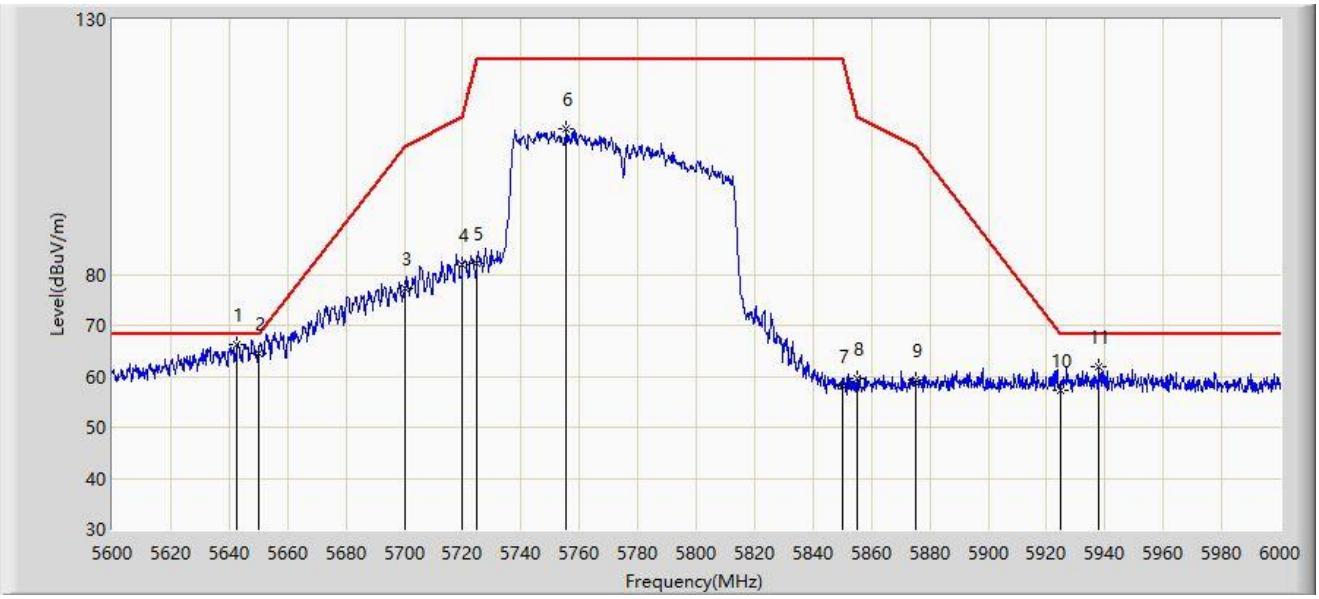

No	Mark	Frequency (MHz)	Measure Level (dBµV/m)	Reading Level (dBµV)	Margin (dB)	Limit (dBµV/m)	Factor (dB/m)	Type
1	*	5642.600	66.219	62.017	-1.981	68.200	4.202	PK
2		5650.000	64.378	60.218	-3.822	68.200	4.160	PK
3		5700.000	77.383	72.953	-27.817	105.200	4.430	PK
4		5720.000	81.752	77.102	-29.048	110.800	4.649	PK
5		5725.000	82.133	77.445	-40.067	122.200	4.688	PK
6		5755.400	108.617	104.091	N/A	N/A	4.526	PK
7		5850.000	58.174	53.214	-64.026	122.200	4.960	PK
8		5855.000	59.588	54.569	-51.212	110.800	5.019	PK
9		5875.000	59.172	54.036	-46.028	105.200	5.136	PK
10		5925.000	57.359	52.089	-10.841	68.200	5.271	PK
11		5938.000	61.994	56.678	-6.206	68.200	5.316	PK

Note 1: " * ", means this data is the worst emission level.

Note 2: Measure Level (dBµV/m) = Reading Level (dBµV) + Factor (dB/m).

Note 3: Factor (dB/m) = Cable Loss (dB) + Antenna Factor (dB/m) - Pre_Amplifier Gain (dB).

Site: WZ-AC2	Test Date: 2023-07-16
Limit: FCC_5G_RE(3m)	Engineer: Edith Yu
Probe: BBHA9120D_1457_1-18GHz	Polarity: Horizontal
EUT: HPE Aruba User Experience Sensor	Power: AC 120V/60Hz
Test Mode: Transmit by 802.11ax-HE20 at 5180MHz	

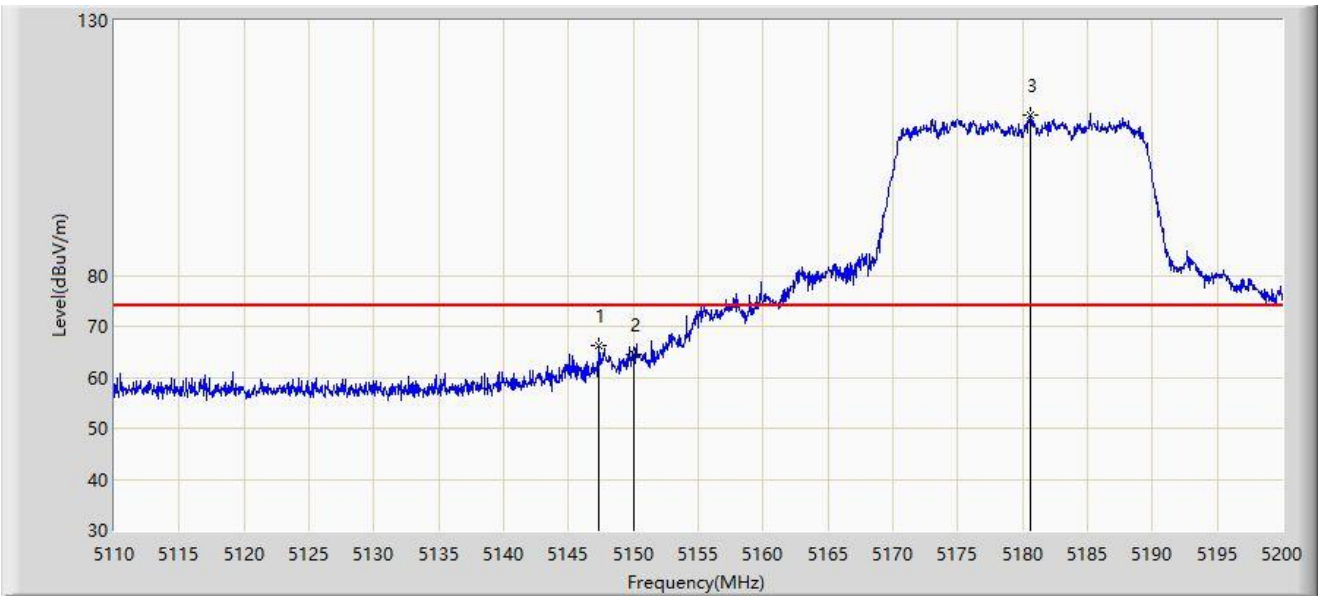

No	Mark	Frequency (MHz)	Measure Level (dBμV/m)	Reading Level (dBμV)	Margin (dB)	Limit (dBμV/m)	Factor (dB/m)	Type
1	*	5147.305	66.114	62.632	-7.886	74.000	3.482	PK
2		5150.000	64.462	60.963	-9.538	74.000	3.499	PK
3		5180.650	111.530	108.228	N/A	N/A	3.301	PK

Note 1: " * ", means this data is the worst emission level.

Note 2: Measure Level (dBμV/m) = Reading Level (dBμV) + Factor (dB/m).

Note 3: Factor (dB/m) = Cable Loss (dB) + Antenna Factor (dB/m) - Pre_Amplifier Gain (dB).

Site: WZ-AC2	Test Date: 2023-07-16
Limit: FCC_5G_RE(3m)	Engineer: Edith Yu
Probe: BBHA9120D_1457_1-18GHz	Polarity: Horizontal
EUT: HPE Aruba User Experience Sensor	Power: AC 120V/60Hz
Test Mode: Transmit by 802.11ax-HE20 at 5180MHz	

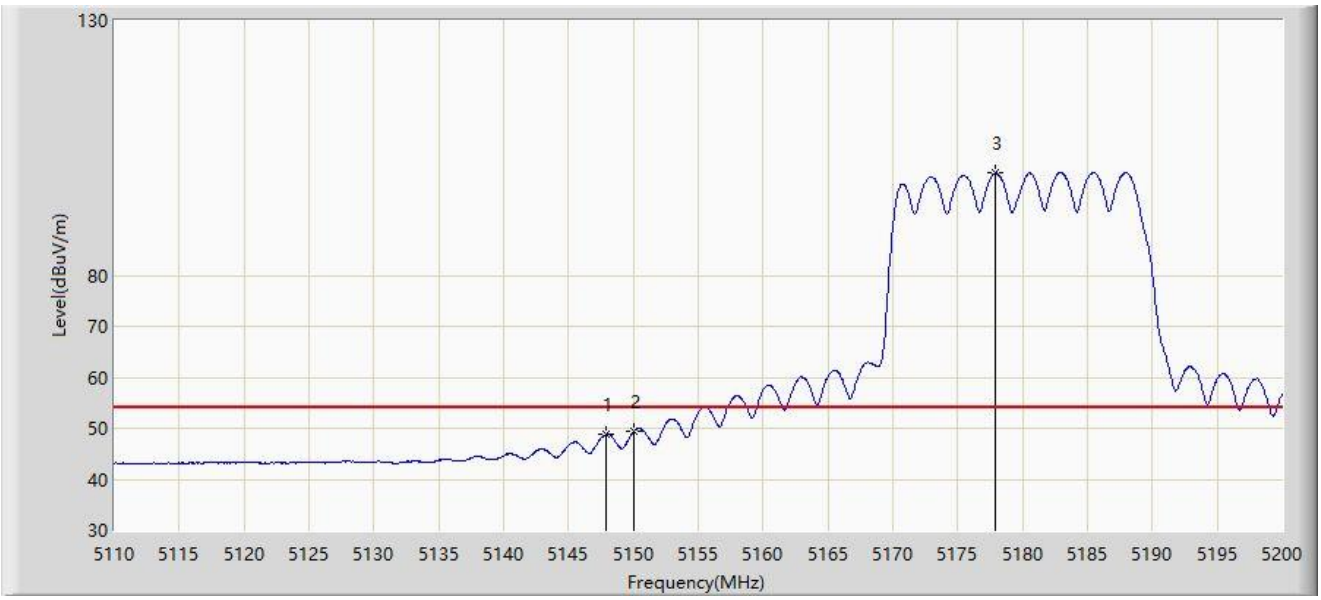

No	Mark	Frequency (MHz)	Measure Level (dBμV/m)	Reading Level (dBμV)	Margin (dB)	Limit (dBμV/m)	Factor (dB/m)	Type
1		5147.935	48.822	45.331	-5.178	54.000	3.490	AV
2	*	5150.000	49.292	45.793	-4.708	54.000	3.499	AV
3		5177.860	100.033	96.678	N/A	N/A	3.355	AV

Note 1: " * ", means this data is the worst emission level.

Note 2: Measure Level (dBμV/m) = Reading Level (dBμV) + Factor (dB/m).

Note 3: Factor (dB/m) = Cable Loss (dB) + Antenna Factor (dB/m) - Pre_Amplifier Gain (dB).

Site: WZ-AC2	Test Date: 2023-07-16
Limit: FCC_5G_RE(3m)	Engineer: Edith Yu
Probe: BBHA9120D_1457_1-18GHz	Polarity: Vertical
EUT: HPE Aruba User Experience Sensor	Power: AC 120V/60Hz
Test Mode: Transmit by 802.11ax-HE20 at 5180MHz	

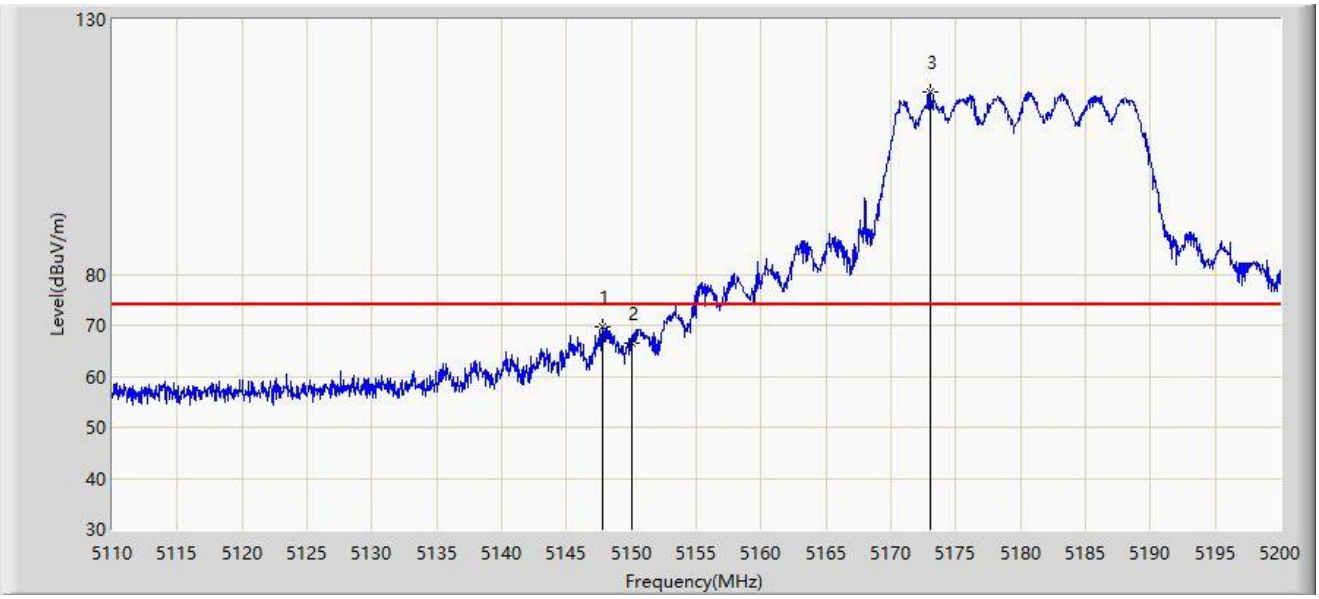

No	Mark	Frequency (MHz)	Measure Level (dBμV/m)	Reading Level (dBμV)	Margin (dB)	Limit (dBμV/m)	Factor (dB/m)	Type
1	*	5147.800	69.709	66.220	-4.291	74.000	3.489	PK
2		5150.000	66.555	63.056	-7.445	74.000	3.499	PK
3		5173.090	115.898	112.452	N/A	N/A	3.446	PK

Note 1: " * ", means this data is the worst emission level.

Note 2: Measure Level (dBμV/m) = Reading Level (dBμV) + Factor (dB/m).

Note 3: Factor (dB/m) = Cable Loss (dB) + Antenna Factor (dB/m) - Pre_Amplifier Gain (dB).

Site: WZ-AC2	Test Date: 2023-07-16
Limit: FCC_5G_RE(3m)	Engineer: Edith Yu
Probe: BBHA9120D_1457_1-18GHz	Polarity: Vertical
EUT: HPE Aruba User Experience Sensor	Power: AC 120V/60Hz
Test Mode: Transmit by 802.11ax-HE20 at 5180MHz	

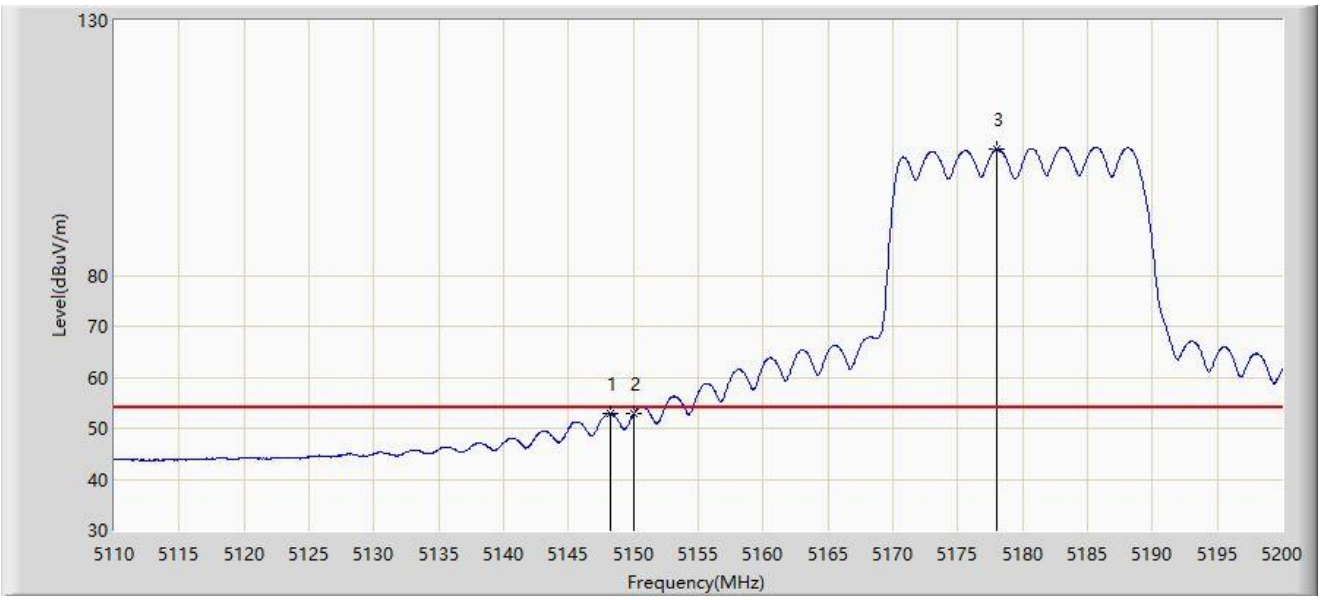

No	Mark	Frequency (MHz)	Measure Level (dBμV/m)	Reading Level (dBμV)	Margin (dB)	Limit (dBμV/m)	Factor (dB/m)	Type
1	*	5148.205	52.965	49.473	-1.035	54.000	3.492	AV
2		5150.000	52.785	49.286	-1.215	54.000	3.499	AV
3		5177.995	104.719	101.366	N/A	N/A	3.352	AV

Note 1: " * ", means this data is the worst emission level.

Note 2: Measure Level (dBμV/m) = Reading Level (dBμV) + Factor (dB/m).

Note 3: Factor (dB/m) = Cable Loss (dB) + Antenna Factor (dB/m) - Pre_Amplifier Gain (dB).

Site: WZ-AC2	Test Date: 2023-07-16
Limit: FCC_5G_RE(3m)	Engineer: Edith Yu
Probe: BBHA9120D_1457_1-18GHz	Polarity: Horizontal
EUT: HPE Aruba User Experience Sensor	Power: AC 120V/60Hz
Test Mode: Transmit by 802.11ax-HE20 at 5320MHz	

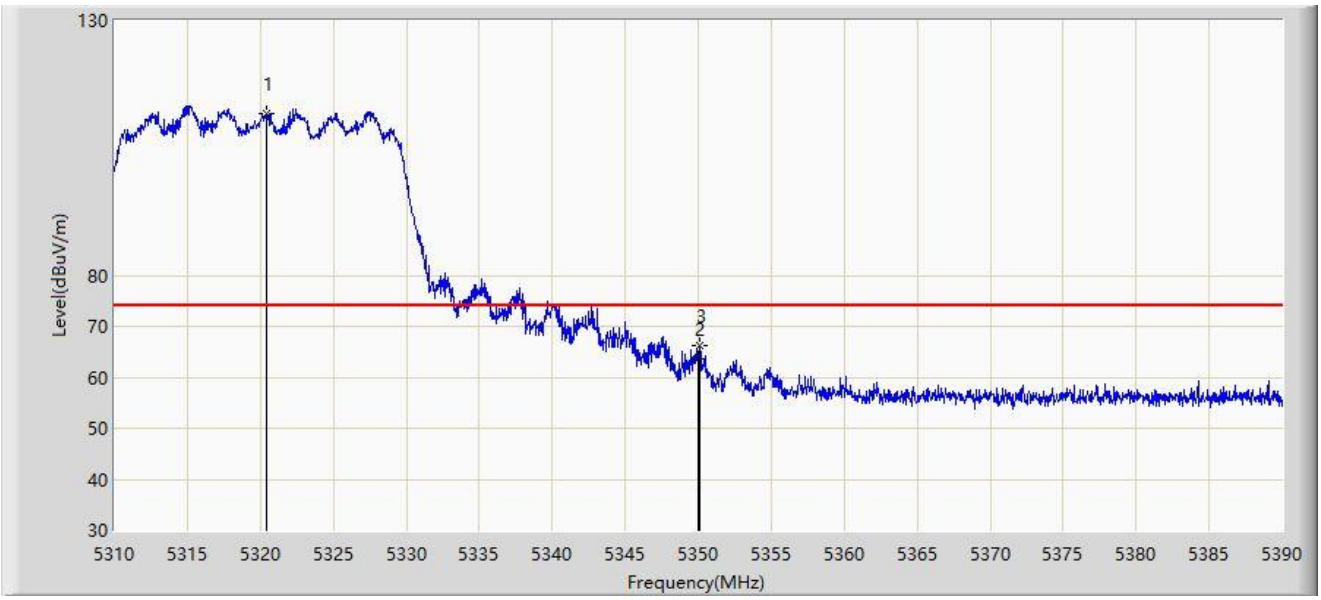

No	Mark	Frequency (MHz)	Measure Level (dBμV/m)	Reading Level (dBμV)	Margin (dB)	Limit (dBμV/m)	Factor (dB/m)	Type
1		5320.400	111.875	108.847	N/A	N/A	3.028	PK
2		5350.000	63.661	60.830	-10.339	74.000	2.832	PK
3	*	5350.120	66.312	63.483	-7.688	74.000	2.830	PK

Note 1: " * ", means this data is the worst emission level.

Note 2: Measure Level (dBμV/m) = Reading Level (dBμV) + Factor (dB/m).

Note 3: Factor (dB/m) = Cable Loss (dB) + Antenna Factor (dB/m) - Pre_Amplifier Gain (dB).

Site: WZ-AC2	Test Date: 2023-07-16
Limit: FCC_5G_RE(3m)	Engineer: Edith Yu
Probe: BBHA9120D_1457_1-18GHz	Polarity: Horizontal
EUT: HPE Aruba User Experience Sensor	Power: AC 120V/60Hz
Test Mode: Transmit by 802.11ax-HE20 at 5320MHz	

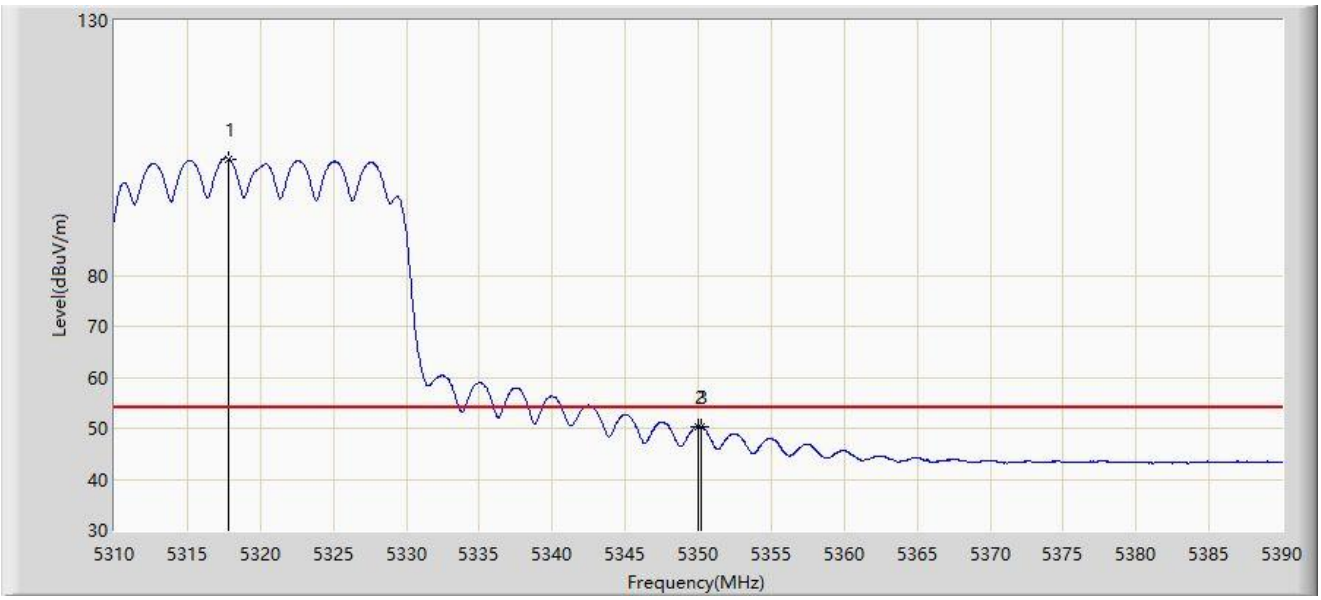

No	Mark	Frequency (MHz)	Measure Level (dBµV/m)	Reading Level (dBµV)	Margin (dB)	Limit (dBµV/m)	Factor (dB/m)	Type
1		5317.800	102.890	99.860	N/A	N/A	3.030	AV
2		5350.000	50.380	47.549	-3.620	54.000	2.832	AV
3	*	5350.160	50.387	47.558	-3.613	54.000	2.829	AV

Note 1: " * ", means this data is the worst emission level.

Note 2: Measure Level (dBµV/m) = Reading Level (dBµV) + Factor (dB/m).

Note 3: Factor (dB/m) = Cable Loss (dB) + Antenna Factor (dB/m) - Pre_Amplifier Gain (dB).

Site: WZ-AC2	Test Date: 2023-07-16
Limit: FCC_5G_RE(3m)	Engineer: Edith Yu
Probe: BBHA9120D_1457_1-18GHz	Polarity: Vertical
EUT: HPE Aruba User Experience Sensor	Power: AC 120V/60Hz
Test Mode: Transmit by 802.11ax-HE20 at 5320MHz	

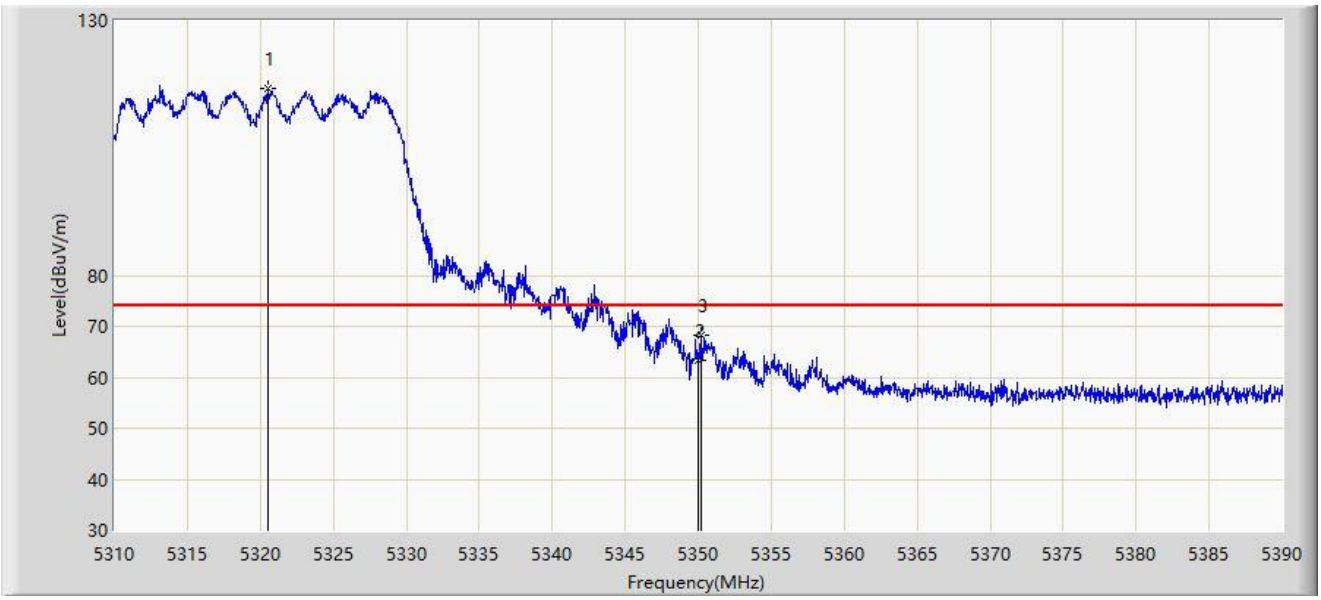

No	Mark	Frequency (MHz)	Measure Level (dBμV/m)	Reading Level (dBμV)	Margin (dB)	Limit (dBμV/m)	Factor (dB/m)	Type
1		5320.480	116.532	113.504	N/A	N/A	3.028	PK
2		5350.000	63.376	60.545	-10.624	74.000	2.832	PK
3	*	5350.240	68.357	65.530	-5.643	74.000	2.828	PK

Note 1: " * ", means this data is the worst emission level.

Note 2: Measure Level (dBμV/m) = Reading Level (dBμV) + Factor (dB/m).

Note 3: Factor (dB/m) = Cable Loss (dB) + Antenna Factor (dB/m) - Pre_Amplifier Gain (dB).

Site: WZ-AC2	Test Date: 2023-07-16
Limit: FCC_5G_RE(3m)	Engineer: Edith Yu
Probe: BBHA9120D_1457_1-18GHz	Polarity: Vertical
EUT: HPE Aruba User Experience Sensor	Power: AC 120V/60Hz
Test Mode: Transmit by 802.11ax-HE20 at 5320MHz	

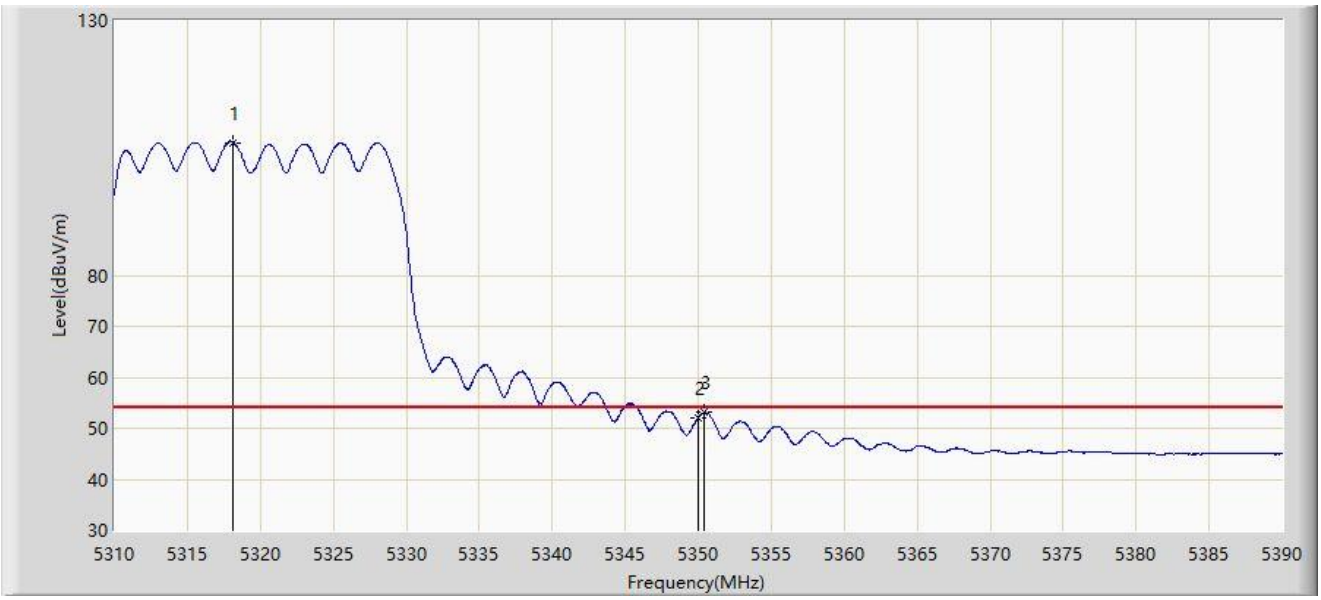

No	Mark	Frequency (MHz)	Measure Level (dBμV/m)	Reading Level (dBμV)	Margin (dB)	Limit (dBμV/m)	Factor (dB/m)	Type
1		5318.160	106.002	102.969	N/A	N/A	3.033	AV
2		5350.000	52.119	49.288	-1.881	54.000	2.832	AV
3	*	5350.360	53.092	50.267	-0.908	54.000	2.826	AV

Note 1: " * ", means this data is the worst emission level.

Note 2: Measure Level (dBμV/m) = Reading Level (dBμV) + Factor (dB/m).

Note 3: Factor (dB/m) = Cable Loss (dB) + Antenna Factor (dB/m) - Pre_Amplifier Gain (dB).

Site: WZ-AC2	Test Date: 2023-07-16
Limit: FCC_5G_RE(3m)	Engineer: Edith Yu
Probe: BBHA9120D_1457_1-18GHz	Polarity: Horizontal
EUT: HPE Aruba User Experience Sensor	Power: AC 120V/60Hz
Test Mode: Transmit by 802.11ax-HE20 at 5500MHz	

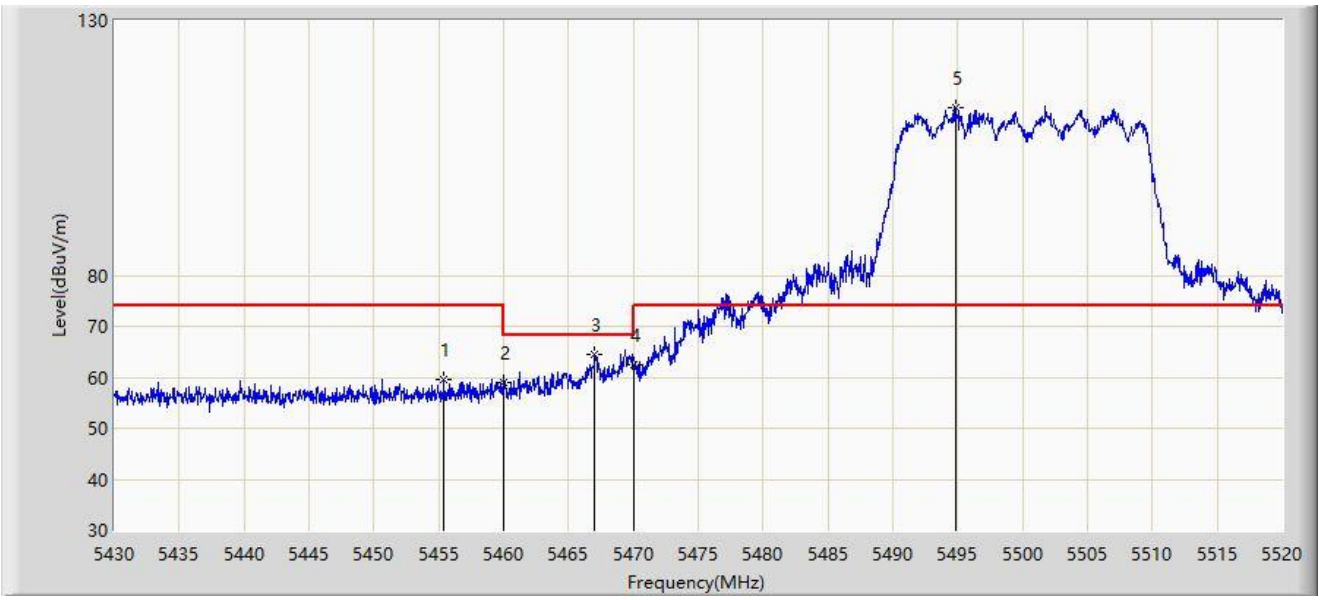

No	Mark	Frequency (MHz)	Measure Level (dBµV/m)	Reading Level (dBµV)	Margin (dB)	Limit (dBµV/m)	Factor (dB/m)	Type
1		5455.425	59.544	56.407	-14.456	74.000	3.136	PK
2		5460.000	58.890	55.671	-15.110	74.000	3.219	PK
3	*	5467.035	64.467	61.112	-3.733	68.200	3.354	PK
4		5470.000	62.364	58.952	-5.836	68.200	3.411	PK
5		5494.800	113.042	109.750	N/A	N/A	3.292	PK

Note 1: " * ", means this data is the worst emission level.

Note 2: Measure Level (dBµV/m) = Reading Level (dBµV) + Factor (dB/m).

Note 3: Factor (dB/m) = Cable Loss (dB) + Antenna Factor (dB/m) - Pre_Amplifier Gain (dB).

Site: WZ-AC2	Test Date: 2023-07-16
Limit: FCC_5G_RE(3m)	Engineer: Edith Yu
Probe: BBHA9120D_1457_1-18GHz	Polarity: Horizontal
EUT: HPE Aruba User Experience Sensor	Power: AC 120V/60Hz
Test Mode: Transmit by 802.11ax-HE20 at 5500MHz	

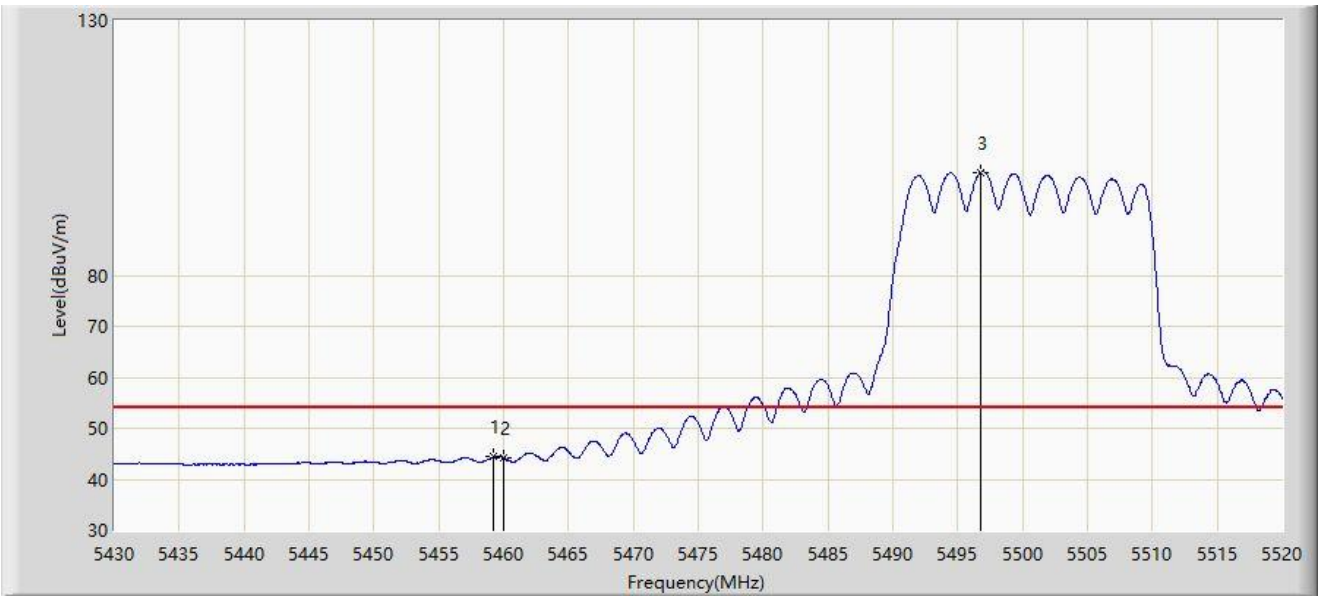

No	Mark	Frequency (MHz)	Measure Level (dBμV/m)	Reading Level (dBμV)	Margin (dB)	Limit (dBμV/m)	Factor (dB/m)	Type
1	*	5459.250	44.478	41.273	-9.522	54.000	3.205	AV
2		5460.000	44.198	40.979	-9.802	54.000	3.219	AV
3		5496.735	100.189	96.910	N/A	N/A	3.278	AV

Note 1: " * ", means this data is the worst emission level.

Note 2: Measure Level (dBμV/m) = Reading Level (dBμV) + Factor (dB/m).

Note 3: Factor (dB/m) = Cable Loss (dB) + Antenna Factor (dB/m) - Pre_Amplifier Gain (dB).

Site: WZ-AC2	Test Date: 2023-07-16
Limit: FCC_5G_RE(3m)	Engineer: Edith Yu
Probe: BBHA9120D_1457_1-18GHz	Polarity: Vertical
EUT: HPE Aruba User Experience Sensor	Power: AC 120V/60Hz
Test Mode: Transmit by 802.11ax-HE20 at 5500MHz	

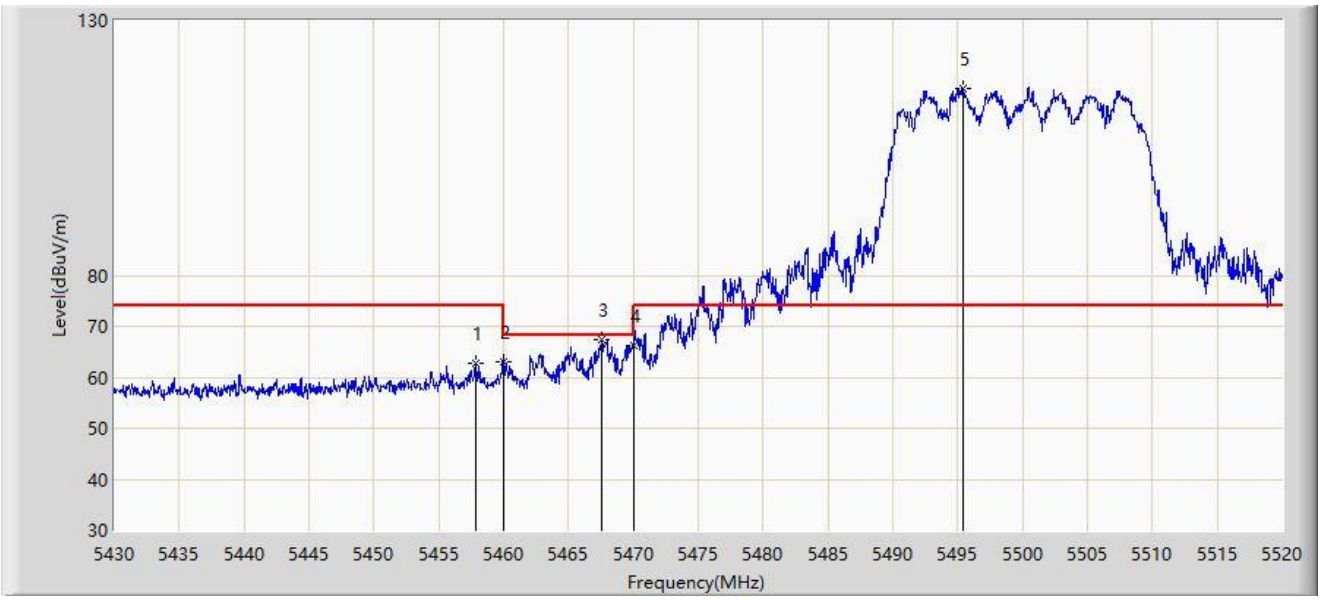

No	Mark	Frequency (MHz)	Measure Level (dBµV/m)	Reading Level (dBµV)	Margin (dB)	Limit (dBµV/m)	Factor (dB/m)	Type
1		5457.810	62.881	59.704	-11.119	74.000	3.177	PK
2		5460.000	63.111	59.892	-10.889	74.000	3.219	PK
3	*	5467.530	67.369	64.005	-0.831	68.200	3.364	PK
4		5470.000	66.267	62.855	-1.933	68.200	3.411	PK
5		5495.385	116.669	113.381	N/A	N/A	3.288	PK

Note 1: " * ", means this data is the worst emission level.

Note 2: Measure Level (dBµV/m) = Reading Level (dBµV) + Factor (dB/m).

Note 3: Factor (dB/m) = Cable Loss (dB) + Antenna Factor (dB/m) - Pre_Amplifier Gain (dB).

Site: WZ-AC2	Test Date: 2023-07-16
Limit: FCC_5G_RE(3m)	Engineer: Edith Yu
Probe: BBHA9120D_1457_1-18GHz	Polarity: Vertical
EUT: HPE Aruba User Experience Sensor	Power: AC 120V/60Hz
Test Mode: Transmit by 802.11ax-HE20 at 5500MHz	

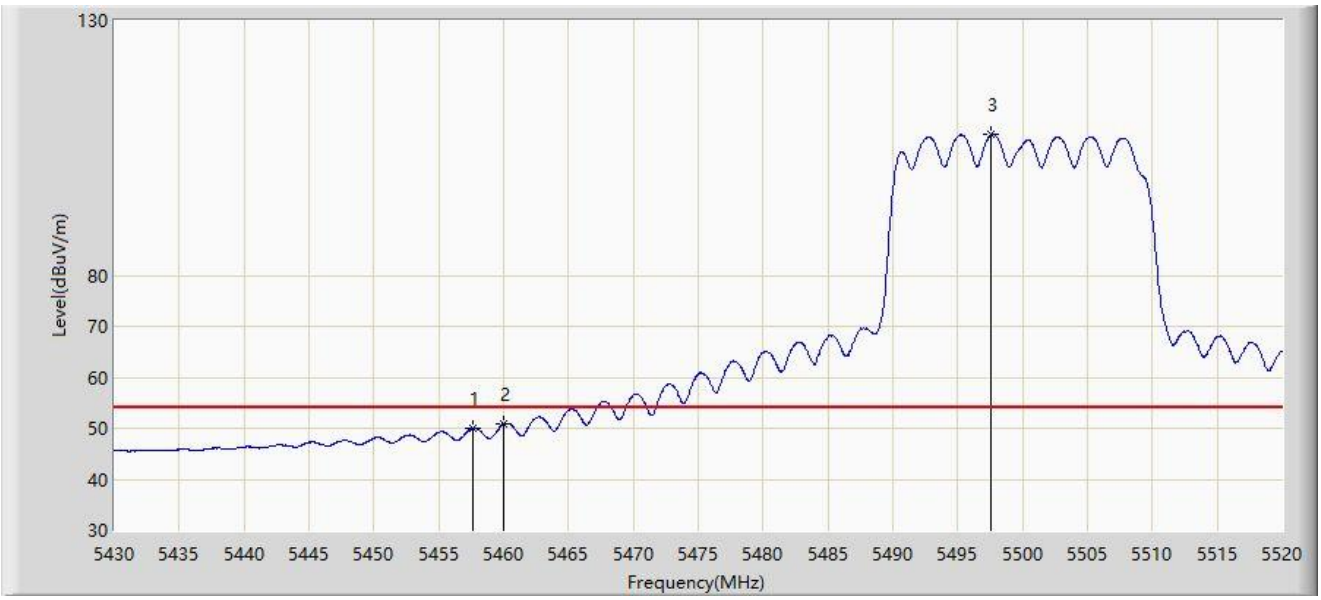

No	Mark	Frequency (MHz)	Measure Level (dBμV/m)	Reading Level (dBμV)	Margin (dB)	Limit (dBμV/m)	Factor (dB/m)	Type
1		5457.675	50.061	46.887	-3.939	54.000	3.174	AV
2	*	5460.000	50.837	47.618	-3.163	54.000	3.219	AV
3		5497.590	107.551	104.278	N/A	N/A	3.272	AV

Note 1: " * ", means this data is the worst emission level.

Note 2: Measure Level (dBμV/m) = Reading Level (dBμV) + Factor (dB/m).

Note 3: Factor (dB/m) = Cable Loss (dB) + Antenna Factor (dB/m) - Pre_Amplifier Gain (dB).

Site: WZ-AC2	Test Date: 2023-07-16
Limit: FCC_5G_RE(3m)	Engineer: Edith Yu
Probe: BBHA9120D_1457_1-18GHz	Polarity: Horizontal
EUT: HPE Aruba User Experience Sensor	Power: AC 120V/60Hz
Test Mode: Transmit by 802.11ax-HE20 at 5700MHz	

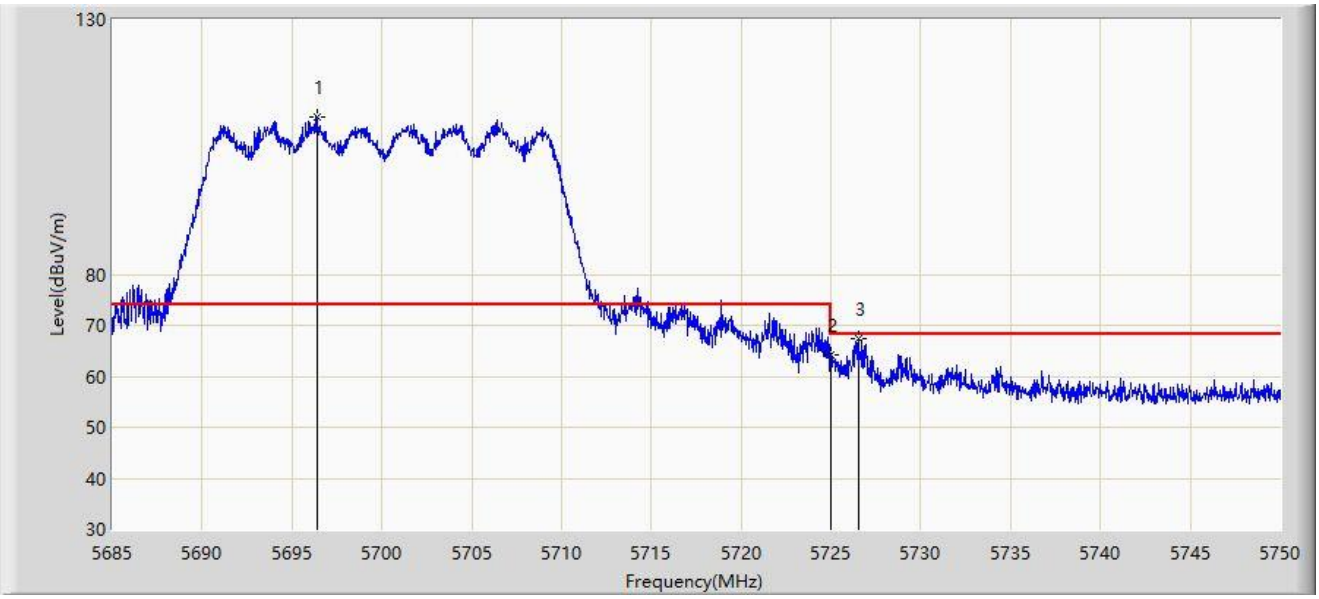

No	Mark	Frequency (MHz)	Measure Level (dBμV/m)	Reading Level (dBμV)	Margin (dB)	Limit (dBμV/m)	Factor (dB/m)	Type
1		5696.440	110.978	106.600	N/A	N/A	4.378	PK
2		5725.000	64.092	59.404	-4.108	68.200	4.688	PK
3	*	5726.535	67.425	62.735	-0.775	68.200	4.690	PK

Note 1: " * ", means this data is the worst emission level.

Note 2: Measure Level (dBμV/m) = Reading Level (dBμV) + Factor (dB/m).

Note 3: Factor (dB/m) = Cable Loss (dB) + Antenna Factor (dB/m) - Pre_Amplifier Gain (dB).

Site: WZ-AC2	Test Date: 2023-07-16
Limit: FCC_5G_RE(3m)	Engineer: Edith Yu
Probe: BBHA9120D_1457_1-18GHz	Polarity: Vertical
EUT: HPE Aruba User Experience Sensor	Power: AC 120V/60Hz
Test Mode: Transmit by 802.11ax-HE20 at 5700MHz	

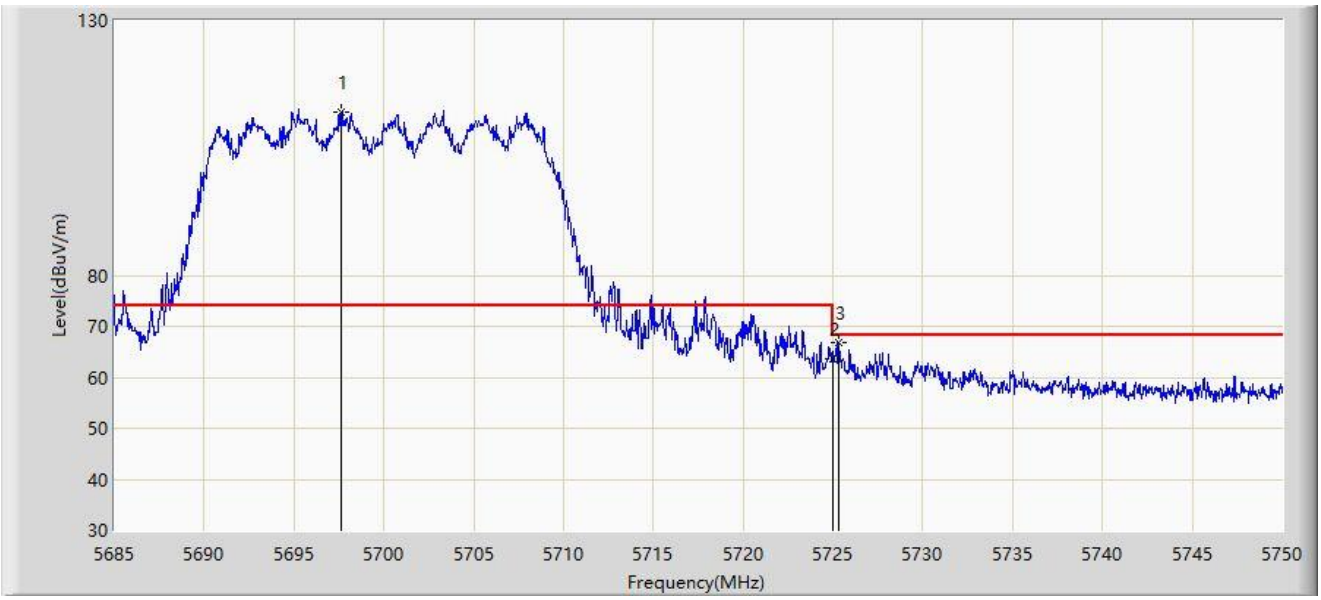

No	Mark	Frequency (MHz)	Measure Level (dBμV/m)	Reading Level (dBμV)	Margin (dB)	Limit (dBμV/m)	Factor (dB/m)	Type
1		5697.643	112.013	107.618	N/A	N/A	4.396	PK
2		5725.000	63.763	59.075	-4.437	68.200	4.688	PK
3	*	5725.300	66.936	62.245	-1.264	68.200	4.691	PK

Note 1: " * ", means this data is the worst emission level.

Note 2: Measure Level (dBμV/m) = Reading Level (dBμV) + Factor (dB/m).

Note 3: Factor (dB/m) = Cable Loss (dB) + Antenna Factor (dB/m) - Pre_Amplifier Gain (dB).

Site: WZ-AC2	Test Date: 2023-07-16
Limit: FCC_5.8G_RE(3m)	Engineer: Edith Yu
Probe: BBHA9120D_1457_1-18GHz	Polarity: Horizontal
EUT: HPE Aruba User Experience Sensor	Power: AC 120V/60Hz
Test Mode: Transmit by 802.11ax-HE20 at 5745MHz	

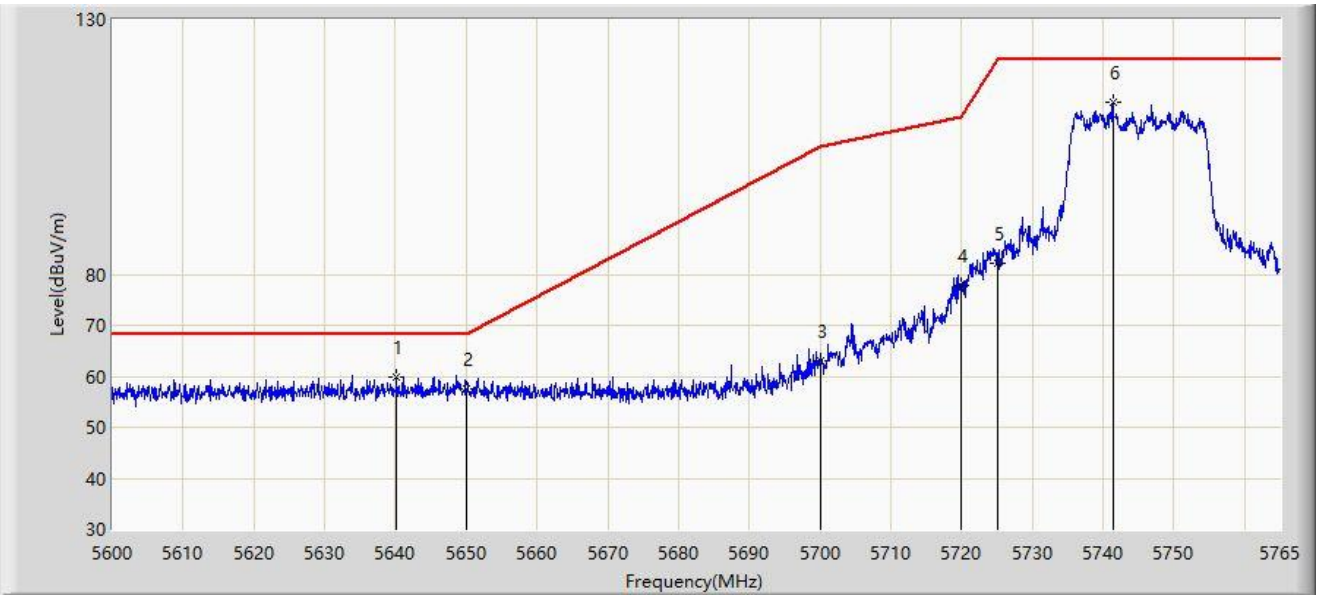

No	Mark	Frequency (MHz)	Measure Level (dBμV/m)	Reading Level (dBμV)	Margin (dB)	Limit (dBμV/m)	Factor (dB/m)	Type
1	*	5640.095	59.912	55.713	-8.288	68.200	4.199	PK
2		5650.000	57.614	53.454	-10.586	68.200	4.160	PK
3		5700.000	63.159	58.729	-42.041	105.200	4.430	PK
4		5720.000	77.840	73.190	-32.960	110.800	4.649	PK
5		5725.000	82.273	77.585	-39.927	122.200	4.688	PK
6		5741.405	113.654	109.230	N/A	N/A	4.423	PK

Note 1: " * ", means this data is the worst emission level.

Note 2: Measure Level (dBμV/m) = Reading Level (dBμV) + Factor (dB/m).

Note 3: Factor (dB/m) = Cable Loss (dB) + Antenna Factor (dB/m) - Pre_Amplifier Gain (dB).

Site: WZ-AC2	Test Date: 2023-07-16
Limit: FCC_5.8G_RE(3m)	Engineer: Edith Yu
Probe: BBHA9120D_1457_1-18GHz	Polarity: Vertical
EUT: HPE Aruba User Experience Sensor	Power: AC 120V/60Hz
Test Mode: Transmit by 802.11ax-HE20 at 5745MHz	

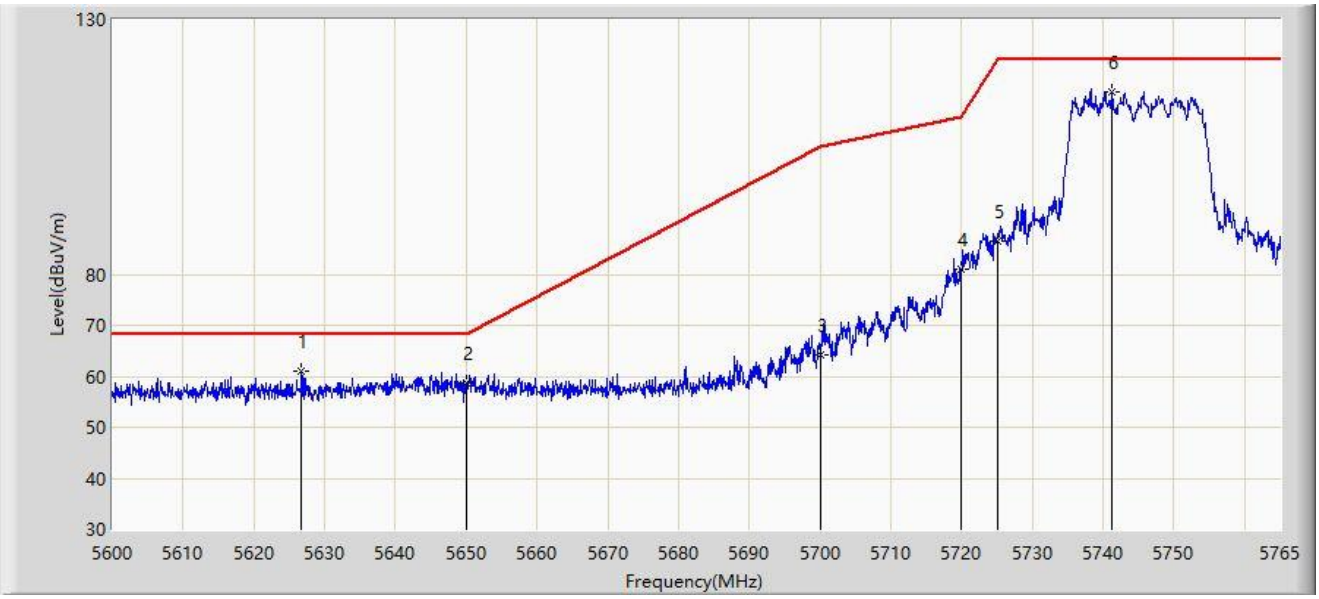

No	Mark	Frequency (MHz)	Measure Level (dBµV/m)	Reading Level (dBµV)	Margin (dB)	Limit (dBµV/m)	Factor (dB/m)	Type
1	*	5626.730	60.951	56.913	-7.249	68.200	4.037	PK
2		5650.000	58.669	54.509	-9.531	68.200	4.160	PK
3		5700.000	64.170	59.740	-41.030	105.200	4.430	PK
4		5720.000	81.056	76.406	-29.744	110.800	4.649	PK
5		5725.000	86.415	81.727	-35.785	122.200	4.688	PK
6		5741.240	115.715	111.288	N/A	N/A	4.427	PK

Note 1: " * ", means this data is the worst emission level.

Note 2: Measure Level (dBµV/m) = Reading Level (dBµV) + Factor (dB/m).

Note 3: Factor (dB/m) = Cable Loss (dB) + Antenna Factor (dB/m) - Pre_Amplifier Gain (dB).

Site: WZ-AC2	Test Date: 2023-07-16
Limit: FCC_5.8G_RE(3m)	Engineer: Edith Yu
Probe: BBHA9120D_1457_1-18GHz	Polarity: Horizontal
EUT: HPE Aruba User Experience Sensor	Power: AC 120V/60Hz
Test Mode: Transmit by 802.11ax-HE20 at 5825MHz	

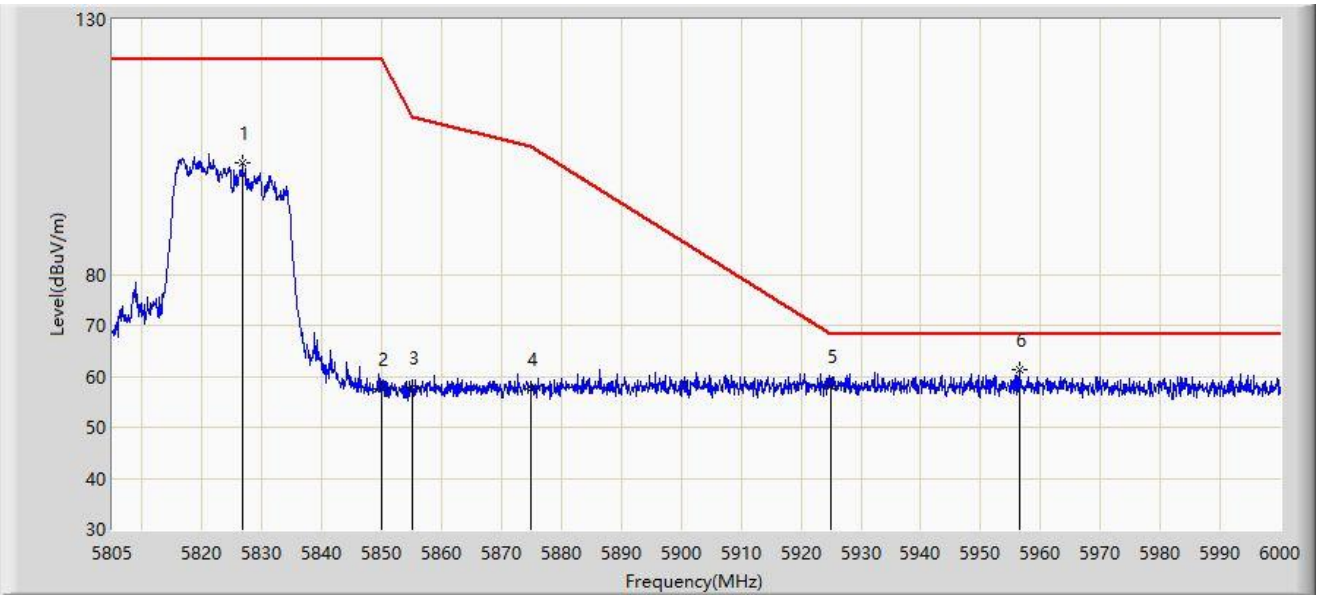

No	Mark	Frequency (MHz)	Measure Level (dBµV/m)	Reading Level (dBµV)	Margin (dB)	Limit (dBµV/m)	Factor (dB/m)	Type
1		5826.645	101.906	97.080	N/A	N/A	4.827	PK
2		5850.000	57.591	52.631	-64.609	122.200	4.960	PK
3		5855.000	57.924	52.905	-52.876	110.800	5.019	PK
4		5875.000	57.671	52.535	-47.529	105.200	5.136	PK
5		5925.000	58.222	52.952	-9.978	68.200	5.271	PK
6	*	5956.515	61.256	55.849	-6.944	68.200	5.408	PK

Note 1: " * ", means this data is the worst emission level.

Note 2: Measure Level (dBµV/m) = Reading Level (dBµV) + Factor (dB/m).

Note 3: Factor (dB/m) = Cable Loss (dB) + Antenna Factor (dB/m) - Pre_Amplifier Gain (dB).

Site: WZ-AC2	Test Date: 2023-07-16
Limit: FCC_5.8G_RE(3m)	Engineer: Edith Yu
Probe: BBHA9120D_1457_1-18GHz	Polarity: Vertical
EUT: HPE Aruba User Experience Sensor	Power: AC 120V/60Hz
Test Mode: Transmit by 802.11ax-HE20 at 5825MHz	

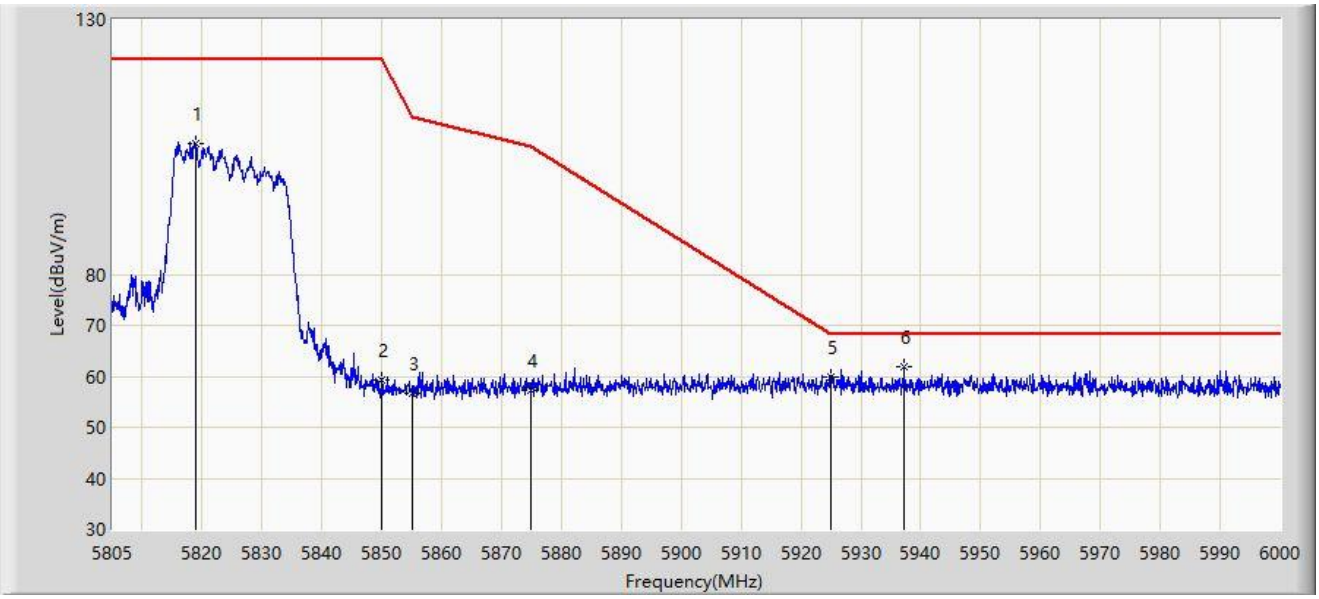

No	Mark	Frequency (MHz)	Measure Level (dBµV/m)	Reading Level (dBµV)	Margin (dB)	Limit (dBµV/m)	Factor (dB/m)	Type
1		5819.040	105.791	100.875	N/A	N/A	4.916	PK
2		5850.000	59.250	54.290	-62.950	122.200	4.960	PK
3		5855.000	56.583	51.564	-54.217	110.800	5.019	PK
4		5875.000	57.206	52.070	-47.994	105.200	5.136	PK
5		5925.000	59.714	54.444	-8.486	68.200	5.271	PK
6	*	5937.308	61.867	56.552	-6.333	68.200	5.315	PK

Note 1: " * ", means this data is the worst emission level.

Note 2: Measure Level (dBµV/m) = Reading Level (dBµV) + Factor (dB/m).

Note 3: Factor (dB/m) = Cable Loss (dB) + Antenna Factor (dB/m) - Pre_Amplifier Gain (dB).

Site: WZ-AC2	Test Date: 2023-07-16
Limit: FCC_5G_RE(3m)	Engineer: Edith Yu
Probe: BBHA9120D_1457_1-18GHz	Polarity: Horizontal
EUT: HPE Aruba User Experience Sensor	Power: AC 120V/60Hz
Test Mode: Transmit by 802.11ax-HE40 at 5190MHz	

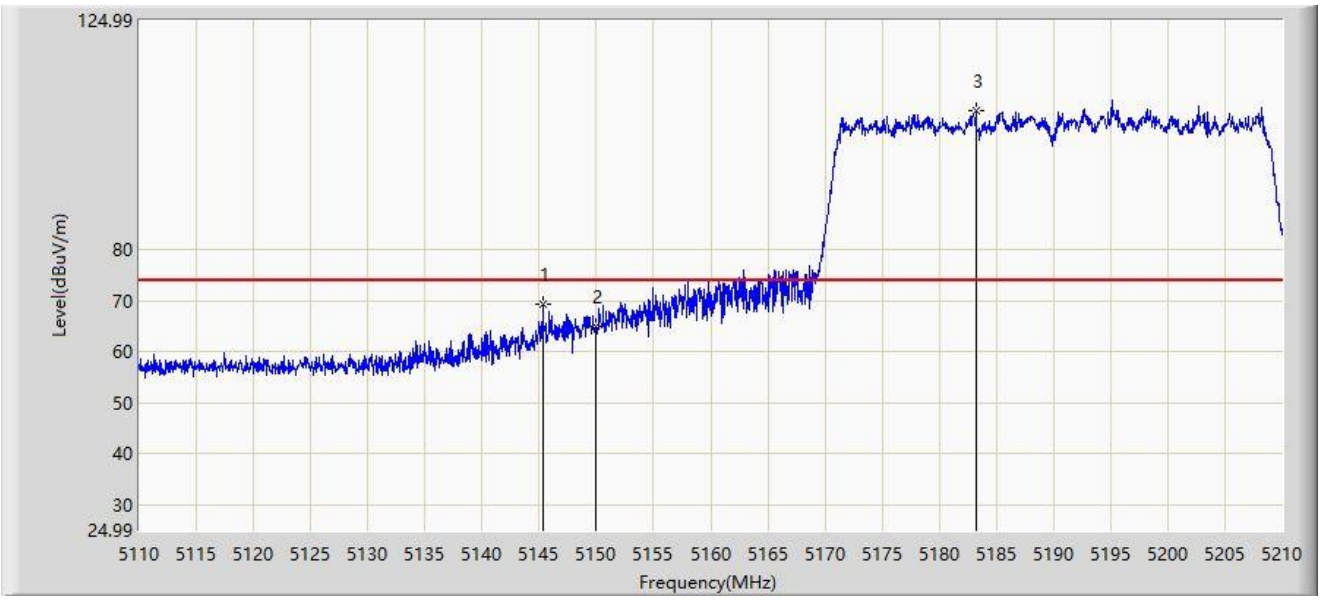

No	Mark	Frequency (MHz)	Measure Level (dBµV/m)	Reading Level (dBµV)	Margin (dB)	Limit (dBµV/m)	Factor (dB/m)	Type
1	*	5145.300	69.469	66.016	-4.531	74.000	3.454	PK
2		5150.000	64.968	61.469	-9.032	74.000	3.499	PK
3		5183.200	107.197	103.948	N/A	N/A	3.249	PK

Note 1: " * ", means this data is the worst emission level.

Note 2: Measure Level (dBµV/m) = Reading Level (dBµV) + Factor (dB/m).

Note 3: Factor (dB/m) = Cable Loss (dB) + Antenna Factor (dB/m) - Pre_Amplifier Gain (dB).

Site: WZ-AC2	Test Date: 2023-07-16
Limit: FCC_5G_RE(3m)	Engineer: Edith Yu
Probe: BBHA9120D_1457_1-18GHz	Polarity: Horizontal
EUT: HPE Aruba User Experience Sensor	Power: AC 120V/60Hz
Test Mode: Transmit by 802.11ax-HE40 at 5190MHz	

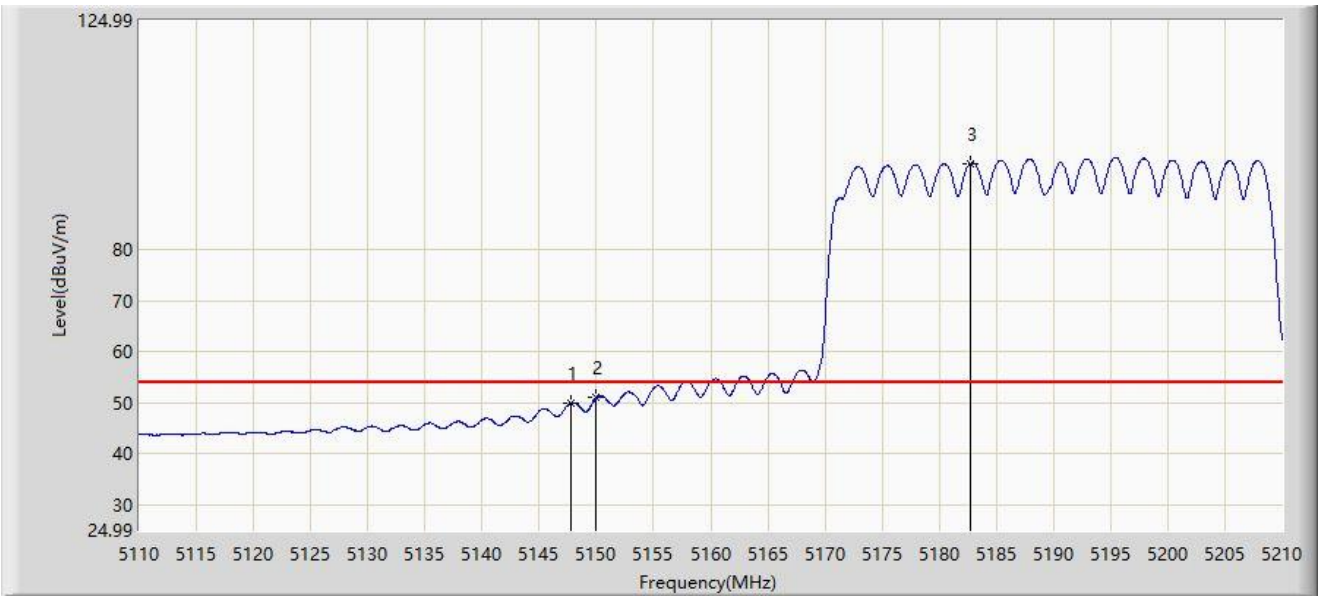

No	Mark	Frequency (MHz)	Measure Level (dBµV/m)	Reading Level (dBµV)	Margin (dB)	Limit (dBµV/m)	Factor (dB/m)	Type
1		5147.800	49.999	46.510	-4.001	54.000	3.489	AV
2	*	5150.000	50.963	47.464	-3.037	54.000	3.499	AV
3		5182.700	96.894	93.634	N/A	N/A	3.260	AV

Note 1: " * ", means this data is the worst emission level.

Note 2: Measure Level (dBµV/m) = Reading Level (dBµV) + Factor (dB/m).

Note 3: Factor (dB/m) = Cable Loss (dB) + Antenna Factor (dB/m) - Pre_Amplifier Gain (dB).

Site: WZ-AC2	Test Date: 2023-07-16
Limit: FCC_5G_RE(3m)	Engineer: Edith Yu
Probe: BBHA9120D_1457_1-18GHz	Polarity: Vertical
EUT: HPE Aruba User Experience Sensor	Power: AC 120V/60Hz
Test Mode: Transmit by 802.11ax-HE40 at 5190MHz	

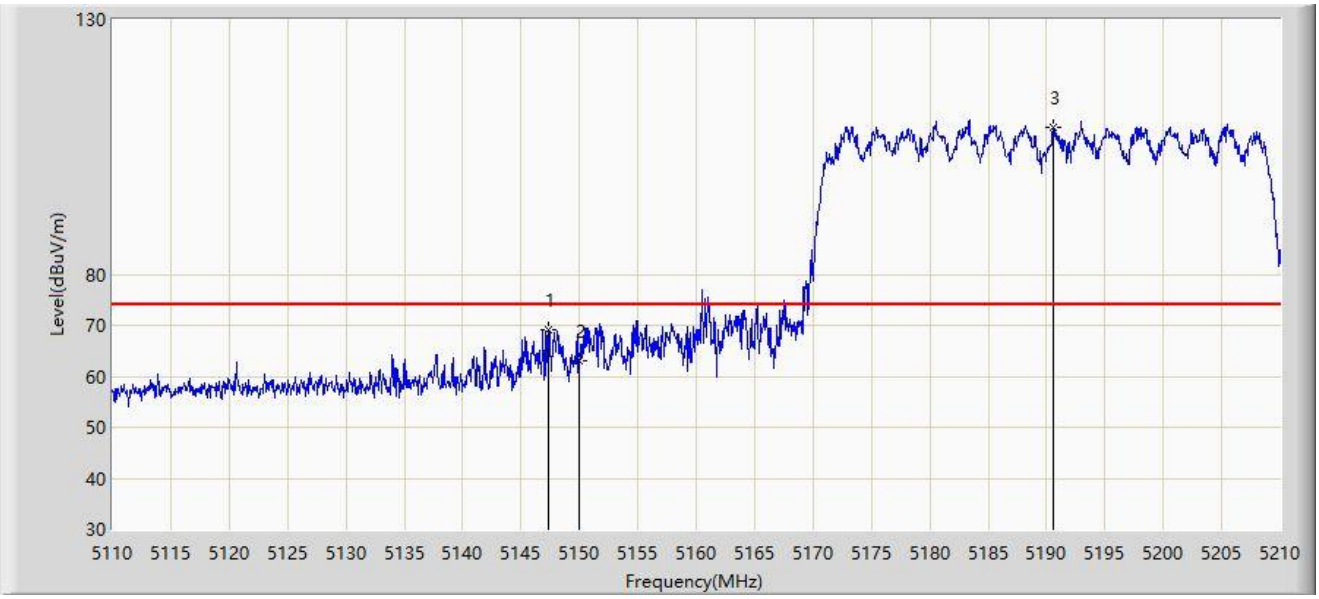

No	Mark	Frequency (MHz)	Measure Level (dBµV/m)	Reading Level (dBµV)	Margin (dB)	Limit (dBµV/m)	Factor (dB/m)	Type
1	*	5147.400	69.066	65.583	-4.934	74.000	3.483	PK
2		5150.000	62.989	59.490	-11.011	74.000	3.499	PK
3		5190.600	108.777	105.688	N/A	N/A	3.090	PK

Note 1: " * ", means this data is the worst emission level.

Note 2: Measure Level (dBµV/m) = Reading Level (dBµV) + Factor (dB/m).

Note 3: Factor (dB/m) = Cable Loss (dB) + Antenna Factor (dB/m) - Pre_Amplifier Gain (dB).

Site: WZ-AC2	Test Date: 2023-07-16
Limit: FCC_5G_RE(3m)	Engineer: Edith Yu
Probe: BBHA9120D_1457_1-18GHz	Polarity: Vertical
EUT: HPE Aruba User Experience Sensor	Power: AC 120V/60Hz
Test Mode: Transmit by 802.11ax-HE40 at 5190MHz	

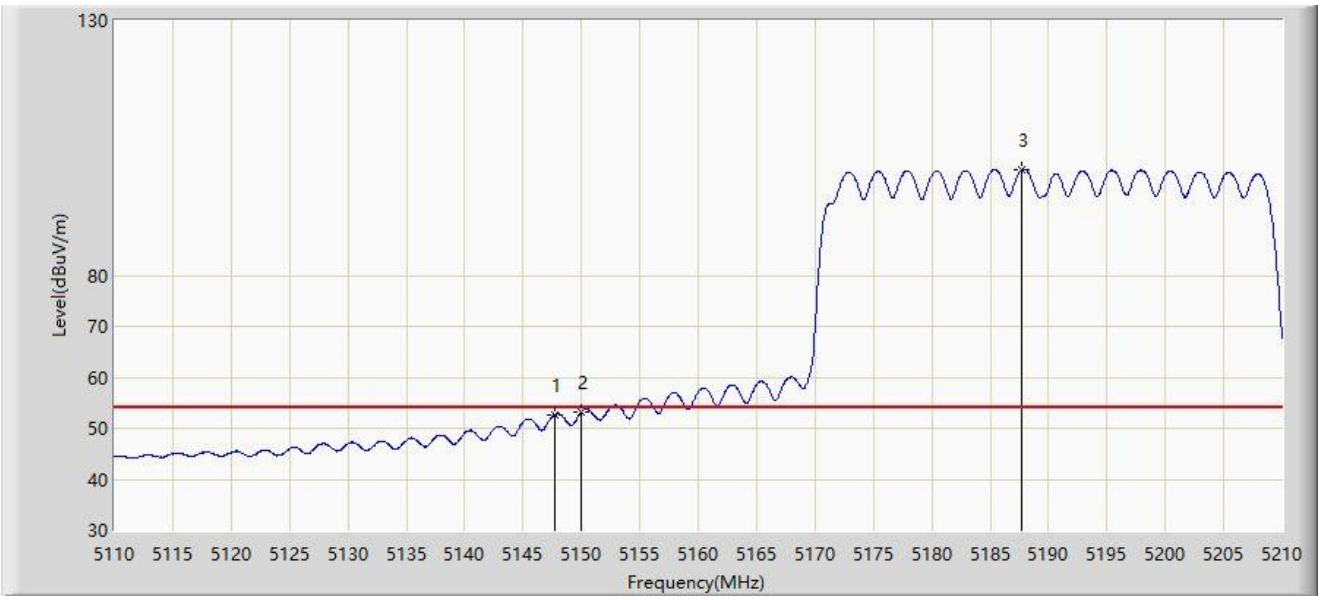

No	Mark	Frequency (MHz)	Measure Level (dBμV/m)	Reading Level (dBμV)	Margin (dB)	Limit (dBμV/m)	Factor (dB/m)	Type
1		5147.750	52.701	49.213	-1.299	54.000	3.488	AV
2	*	5150.000	53.243	49.744	-0.757	54.000	3.499	AV
3		5187.700	100.653	97.503	N/A	N/A	3.149	AV

Note 1: " * ", means this data is the worst emission level.

Note 2: Measure Level (dBμV/m) = Reading Level (dBμV) + Factor (dB/m).

Note 3: Factor (dB/m) = Cable Loss (dB) + Antenna Factor (dB/m) - Pre_Amplifier Gain (dB).

Site: WZ-AC2	Test Date: 2023-07-16
Limit: FCC_5G_RE(3m)	Engineer: Edith Yu
Probe: BBHA9120D_1457_1-18GHz	Polarity: Horizontal
EUT: HPE Aruba User Experience Sensor	Power: AC 120V/60Hz
Test Mode: Transmit by 802.11ax-HE40 at 5310MHz	

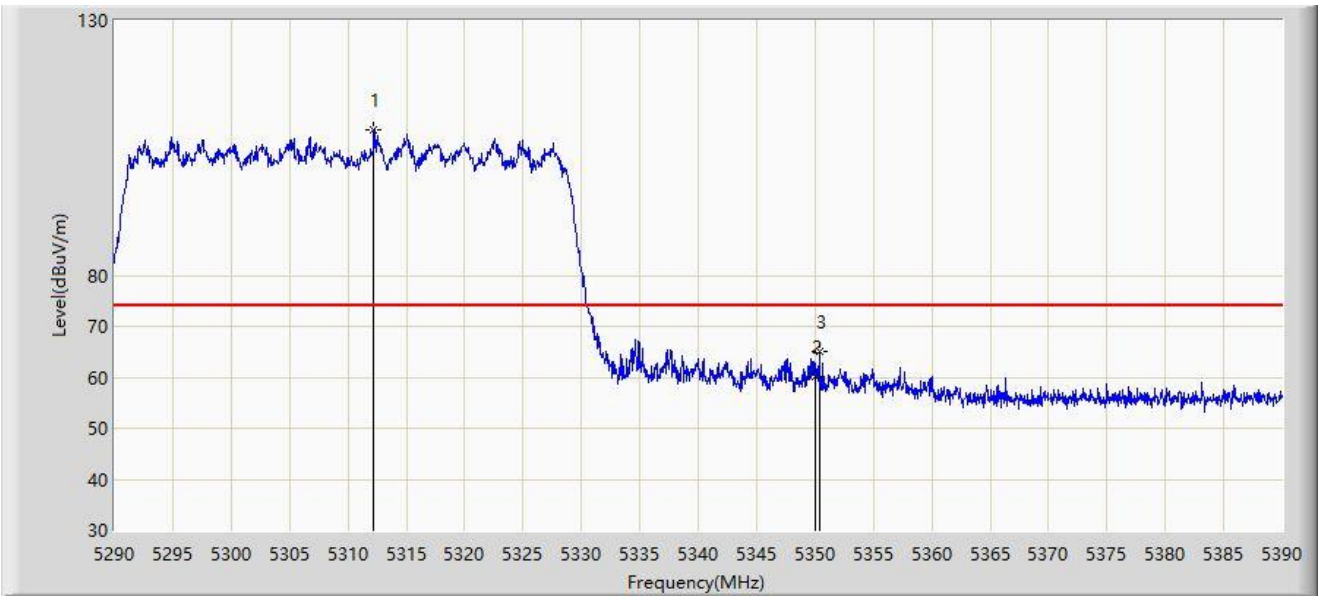

No	Mark	Frequency (MHz)	Measure Level (dBμV/m)	Reading Level (dBμV)	Margin (dB)	Limit (dBμV/m)	Factor (dB/m)	Type
1		5312.200	108.482	105.546	N/A	N/A	2.936	PK
2		5350.000	60.233	57.402	-13.767	74.000	2.832	PK
3	*	5350.400	65.119	62.294	-8.881	74.000	2.825	PK

Note 1: " * ", means this data is the worst emission level.

Note 2: Measure Level (dBμV/m) = Reading Level (dBμV) + Factor (dB/m).

Note 3: Factor (dB/m) = Cable Loss (dB) + Antenna Factor (dB/m) - Pre_Amplifier Gain (dB).

Site: WZ-AC2	Test Date: 2023-07-16
Limit: FCC_5G_RE(3m)	Engineer: Edith Yu
Probe: BBHA9120D_1457_1-18GHz	Polarity: Horizontal
EUT: HPE Aruba User Experience Sensor	Power: AC 120V/60Hz
Test Mode: Transmit by 802.11ax-HE40 at 5310MHz	

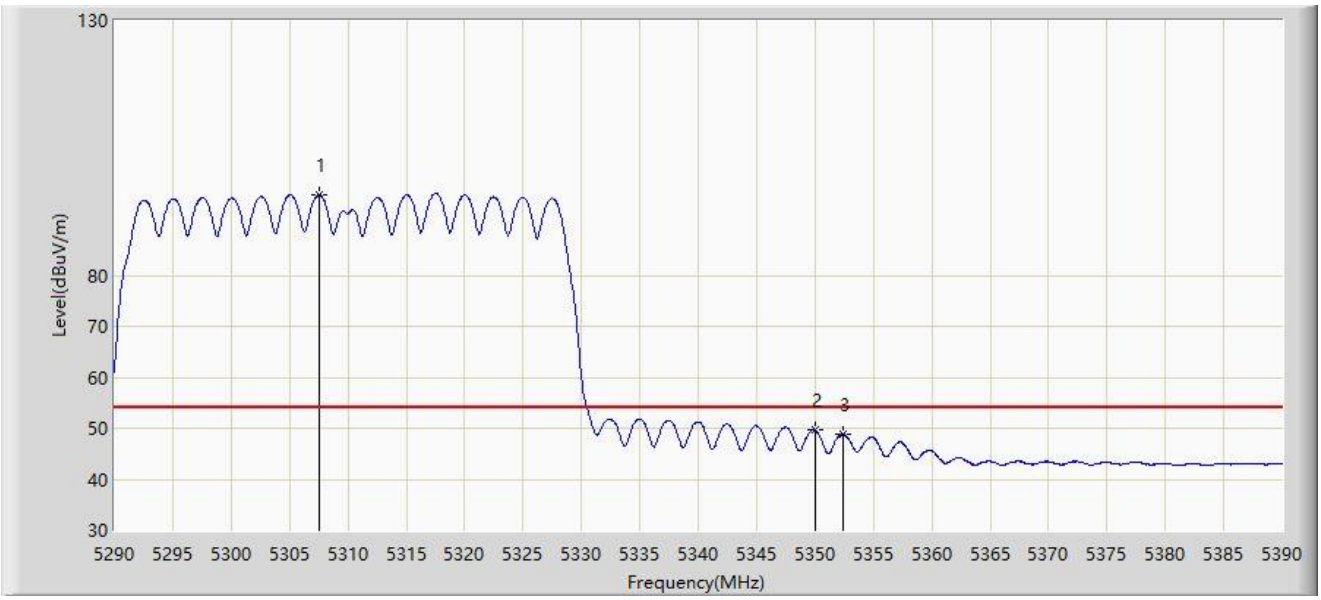

No	Mark	Frequency (MHz)	Measure Level (dBμV/m)	Reading Level (dBμV)	Margin (dB)	Limit (dBμV/m)	Factor (dB/m)	Type
1		5307.500	95.735	92.870	N/A	N/A	2.865	AV
2	*	5350.000	49.613	46.782	-4.387	54.000	2.832	AV
3		5352.450	48.827	46.028	-5.173	54.000	2.799	AV

Note 1: " * ", means this data is the worst emission level.

Note 2: Measure Level (dBμV/m) = Reading Level (dBμV) + Factor (dB/m).

Note 3: Factor (dB/m) = Cable Loss (dB) + Antenna Factor (dB/m) - Pre_Amplifier Gain (dB).

Site: WZ-AC2	Test Date: 2023-07-16
Limit: FCC_5G_RE(3m)	Engineer: Edith Yu
Probe: BBHA9120D_1457_1-18GHz	Polarity: Vertical
EUT: HPE Aruba User Experience Sensor	Power: AC 120V/60Hz
Test Mode: Transmit by 802.11ax-HE40 at 5310MHz	

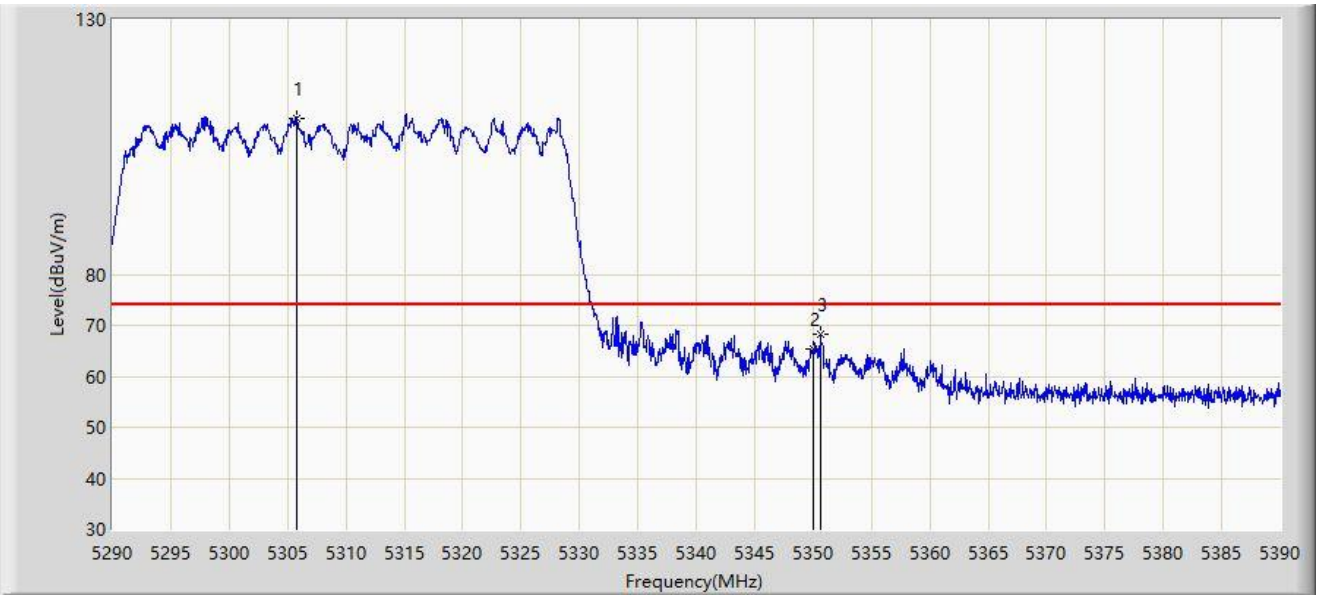

No	Mark	Frequency (MHz)	Measure Level (dBμV/m)	Reading Level (dBμV)	Margin (dB)	Limit (dBμV/m)	Factor (dB/m)	Type
1		5305.800	110.652	107.813	N/A	N/A	2.840	PK
2		5350.000	65.316	62.485	-8.684	74.000	2.832	PK
3	*	5350.600	68.368	65.547	-5.632	74.000	2.821	PK

Note 1: " * ", means this data is the worst emission level.

Note 2: Measure Level (dBμV/m) = Reading Level (dBμV) + Factor (dB/m).

Note 3: Factor (dB/m) = Cable Loss (dB) + Antenna Factor (dB/m) - Pre_Amplifier Gain (dB).

Site: WZ-AC2	Test Date: 2023-07-16
Limit: FCC_5G_RE(3m)	Engineer: Edith Yu
Probe: BBHA9120D_1457_1-18GHz	Polarity: Vertical
EUT: HPE Aruba User Experience Sensor	Power: AC 120V/60Hz
Test Mode: Transmit by 802.11ax-HE40 at 5310MHz	

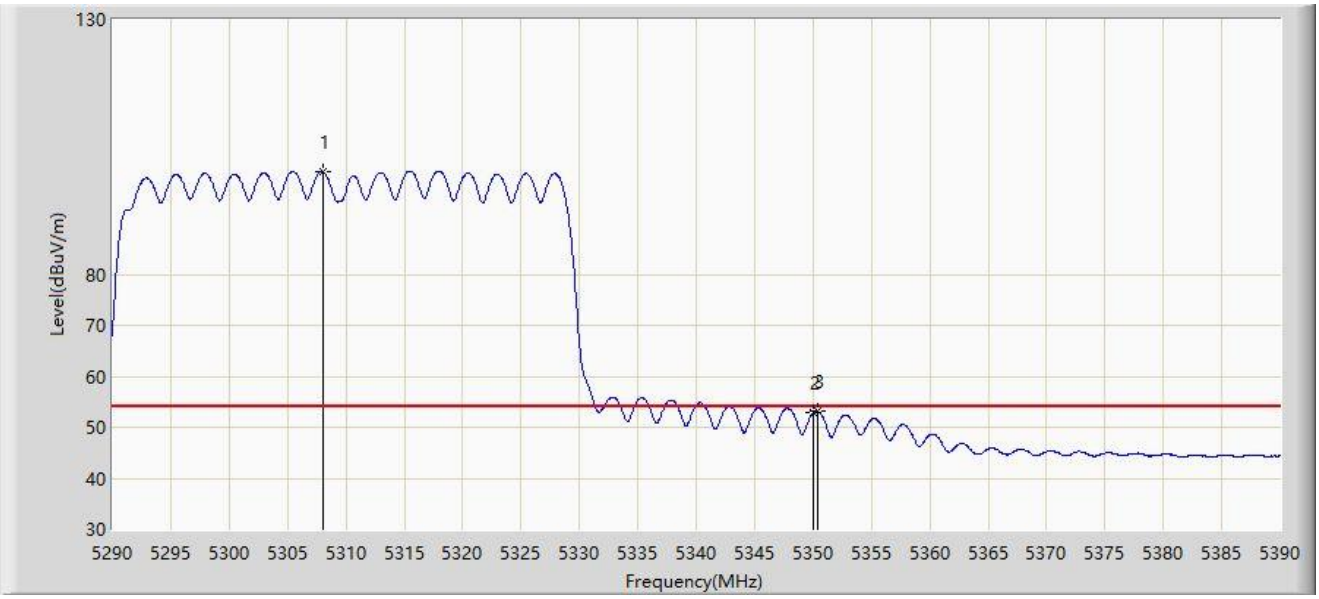

No	Mark	Frequency (MHz)	Measure Level (dBμV/m)	Reading Level (dBμV)	Margin (dB)	Limit (dBμV/m)	Factor (dB/m)	Type
1		5308.000	100.110	97.238	N/A	N/A	2.873	AV
2		5350.000	52.829	49.998	-1.171	54.000	2.832	AV
3	*	5350.350	53.144	50.319	-0.856	54.000	2.826	AV

Note 1: " * ", means this data is the worst emission level.

Note 2: Measure Level (dBμV/m) = Reading Level (dBμV) + Factor (dB/m).

Note 3: Factor (dB/m) = Cable Loss (dB) + Antenna Factor (dB/m) - Pre_Amplifier Gain (dB).

Site: WZ-AC2	Test Date: 2023-07-16
Limit: FCC_5G_RE(3m)	Engineer: Edith Yu
Probe: BBHA9120D_1457_1-18GHz	Polarity: Horizontal
EUT: HPE Aruba User Experience Sensor	Power: AC 120V/60Hz
Test Mode: Transmit by 802.11ax-HE40 at 5510MHz	

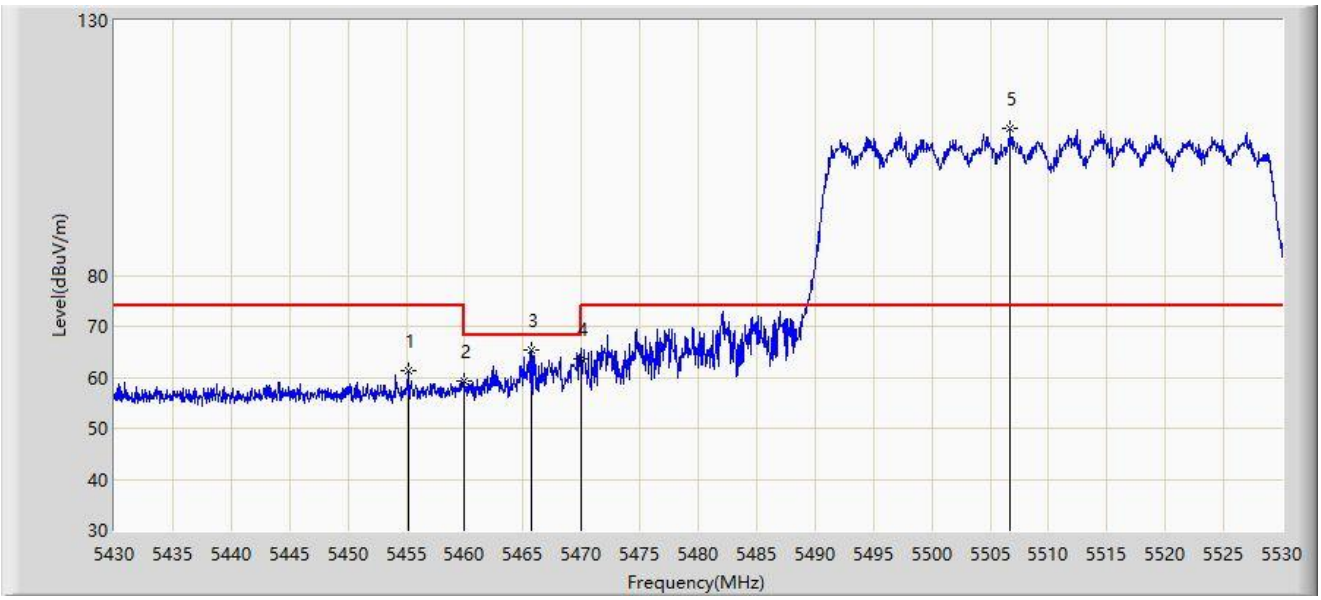

No	Mark	Frequency (MHz)	Measure Level (dBµV/m)	Reading Level (dBµV)	Margin (dB)	Limit (dBµV/m)	Factor (dB/m)	Type
1		5455.150	61.230	58.098	-12.770	74.000	3.133	PK
2		5460.000	59.211	55.992	-14.789	74.000	3.219	PK
3	*	5465.700	65.391	62.062	-2.809	68.200	3.329	PK
4		5470.000	63.762	60.350	-4.438	68.200	3.411	PK
5		5506.750	108.748	105.546	N/A	N/A	3.202	PK

Note 1: " * ", means this data is the worst emission level.

Note 2: Measure Level (dBµV/m) = Reading Level (dBµV) + Factor (dB/m).

Note 3: Factor (dB/m) = Cable Loss (dB) + Antenna Factor (dB/m) - Pre_Amplifier Gain (dB).

Site: WZ-AC2	Test Date: 2023-07-16
Limit: FCC_5G_RE(3m)	Engineer: Edith Yu
Probe: BBHA9120D_1457_1-18GHz	Polarity: Horizontal
EUT: HPE Aruba User Experience Sensor	Power: AC 120V/60Hz
Test Mode: Transmit by 802.11ax-HE40 at 5510MHz	

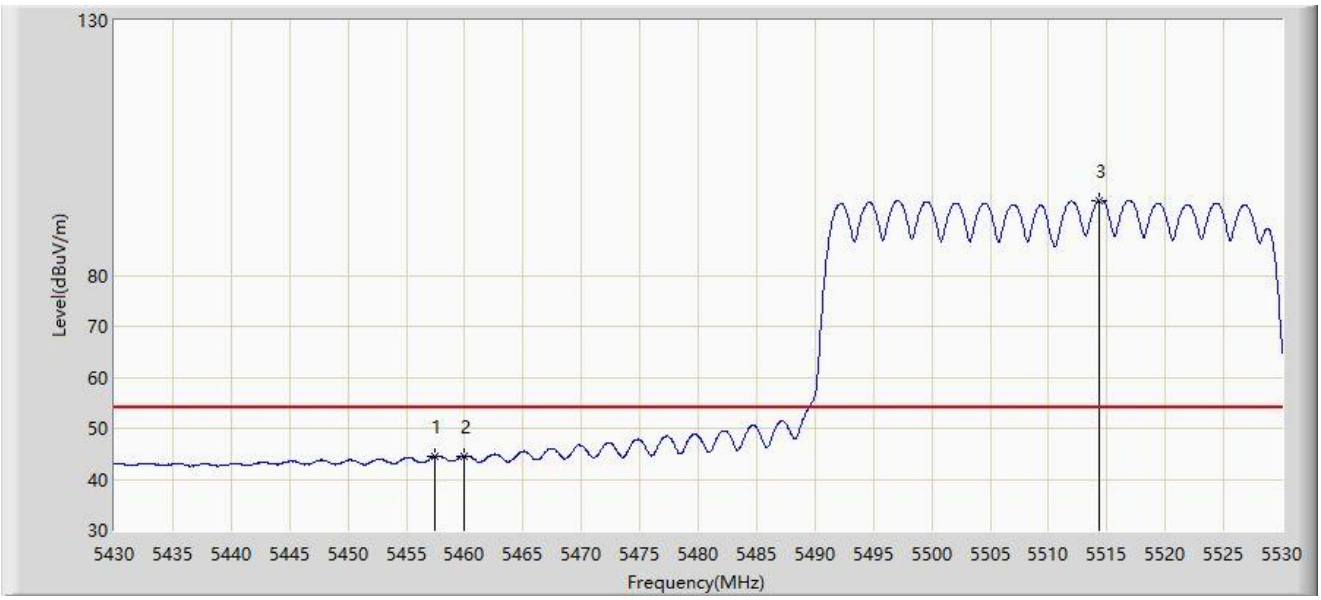

No	Mark	Frequency (MHz)	Measure Level (dBμV/m)	Reading Level (dBμV)	Margin (dB)	Limit (dBμV/m)	Factor (dB/m)	Type
1		5457.450	44.522	41.352	-9.478	54.000	3.170	AV
2	*	5460.000	44.562	41.343	-9.438	54.000	3.219	AV
3		5514.350	94.769	91.625	N/A	N/A	3.145	AV

Note 1: " * ", means this data is the worst emission level.

Note 2: Measure Level (dBμV/m) = Reading Level (dBμV) + Factor (dB/m).

Note 3: Factor (dB/m) = Cable Loss (dB) + Antenna Factor (dB/m) - Pre_Amplifier Gain (dB).

Site: WZ-AC2	Test Date: 2023-07-16
Limit: FCC_5G_RE(3m)	Engineer: Edith Yu
Probe: BBHA9120D_1457_1-18GHz	Polarity: Vertical
EUT: HPE Aruba User Experience Sensor	Power: AC 120V/60Hz
Test Mode: Transmit by 802.11ax-HE40 at 5510MHz	

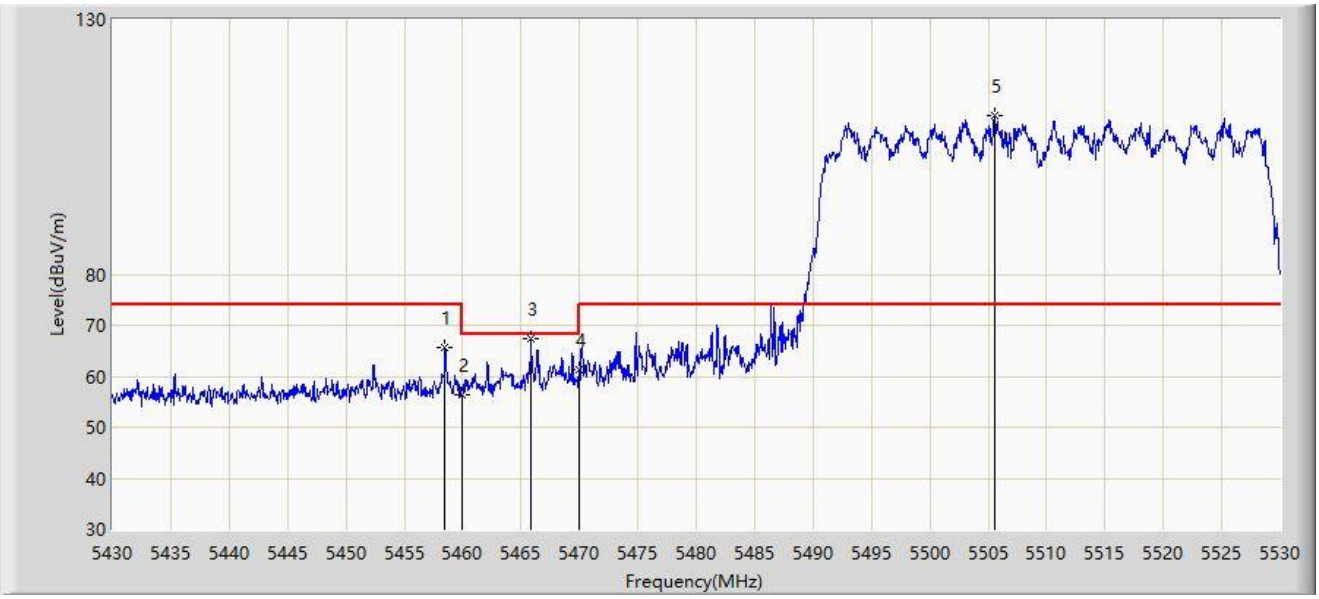

No	Mark	Frequency (MHz)	Measure Level (dBµV/m)	Reading Level (dBµV)	Margin (dB)	Limit (dBµV/m)	Factor (dB/m)	Type
1		5458.500	65.678	62.488	-8.322	74.000	3.190	PK
2		5460.000	56.440	53.221	-17.560	74.000	3.219	PK
3	*	5465.850	67.404	64.072	-0.796	68.200	3.332	PK
4		5470.000	61.309	57.897	-6.891	68.200	3.411	PK
5		5505.550	111.131	107.916	N/A	N/A	3.215	PK

Note 1: " * ", means this data is the worst emission level.

Note 2: Measure Level (dBµV/m) = Reading Level (dBµV) + Factor (dB/m).

Note 3: Factor (dB/m) = Cable Loss (dB) + Antenna Factor (dB/m) - Pre_Amplifier Gain (dB).

Site: WZ-AC2	Test Date: 2023-07-16
Limit: FCC_5G_RE(3m)	Engineer: Edith Yu
Probe: BBHA9120D_1457_1-18GHz	Polarity: Vertical
EUT: HPE Aruba User Experience Sensor	Power: AC 120V/60Hz
Test Mode: Transmit by 802.11ax-HE40 at 5510MHz	

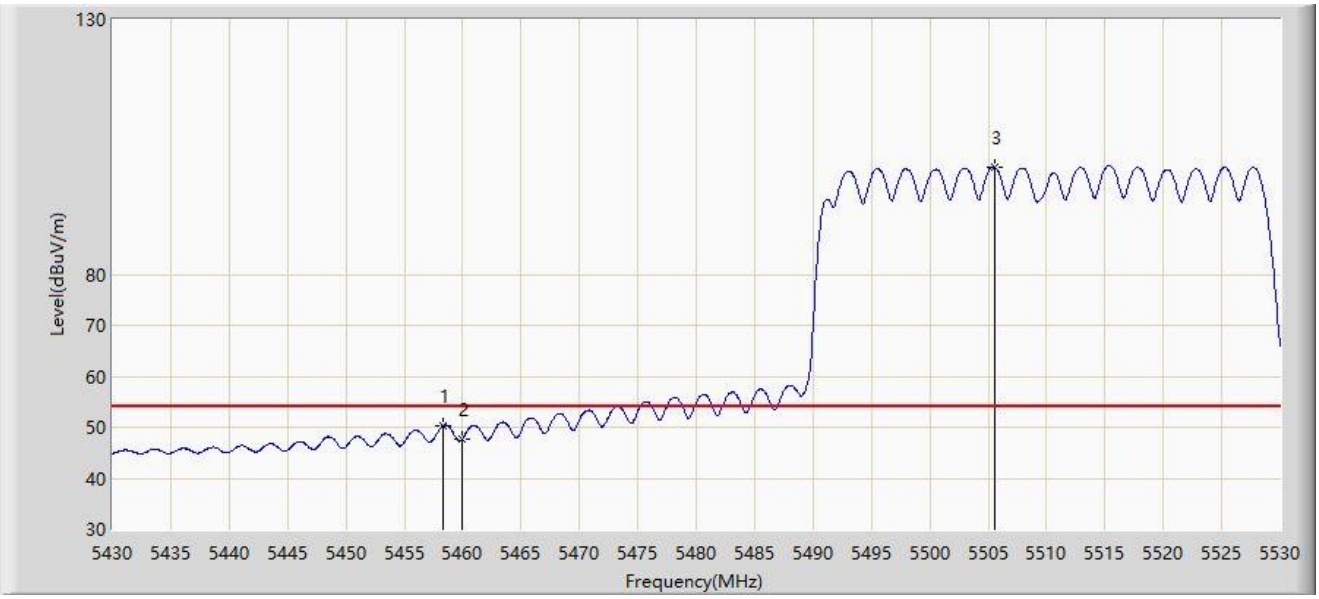

No	Mark	Frequency (MHz)	Measure Level (dBµV/m)	Reading Level (dBµV)	Margin (dB)	Limit (dBµV/m)	Factor (dB/m)	Type
1	*	5458.350	50.365	47.178	-3.635	54.000	3.187	AV
2		5460.000	47.788	44.569	-6.212	54.000	3.219	AV
3		5505.550	101.022	97.807	N/A	N/A	3.215	AV

Note 1: " * ", means this data is the worst emission level.

Note 2: Measure Level (dBµV/m) = Reading Level (dBµV) + Factor (dB/m).

Note 3: Factor (dB/m) = Cable Loss (dB) + Antenna Factor (dB/m) - Pre_Amplifier Gain (dB).

Site: WZ-AC2	Test Date: 2023-07-16
Limit: FCC_5G_RE(3m)	Engineer: Edith Yu
Probe: BBHA9120D_1457_1-18GHz	Polarity: Horizontal
EUT: HPE Aruba User Experience Sensor	Power: AC 120V/60Hz
Test Mode: Transmit by 802.11ax-HE40 at 5670MHz	

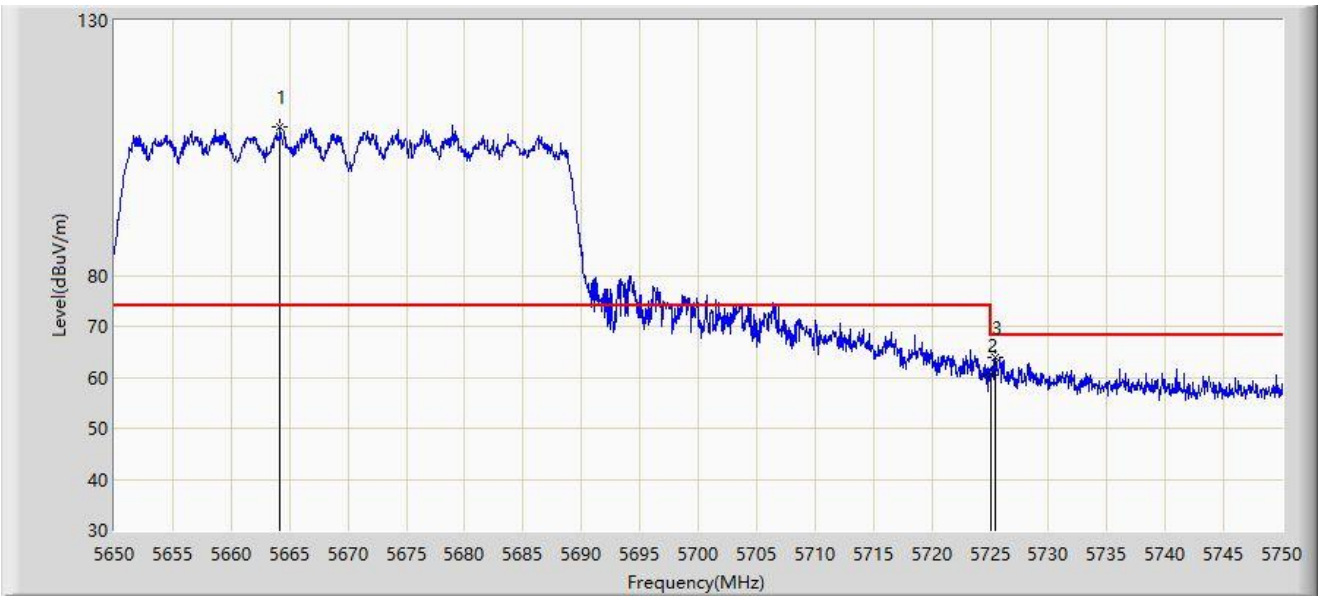

No	Mark	Frequency (MHz)	Measure Level (dBμV/m)	Reading Level (dBμV)	Margin (dB)	Limit (dBμV/m)	Factor (dB/m)	Type
1		5664.200	109.025	104.960	N/A	N/A	4.065	PK
2		5725.000	60.576	55.888	-7.624	68.200	4.688	PK
3	*	5725.400	63.908	59.216	-4.292	68.200	4.692	PK

Note 1: " * ", means this data is the worst emission level.

Note 2: Measure Level (dBμV/m) = Reading Level (dBμV) + Factor (dB/m).

Note 3: Factor (dB/m) = Cable Loss (dB) + Antenna Factor (dB/m) - Pre_Amplifier Gain (dB).

Site: WZ-AC2	Test Date: 2023-07-16
Limit: FCC_5G_RE(3m)	Engineer: Edith Yu
Probe: BBHA9120D_1457_1-18GHz	Polarity: Vertical
EUT: HPE Aruba User Experience Sensor	Power: AC 120V/60Hz
Test Mode: Transmit by 802.11ax-HE40 at 5670MHz	

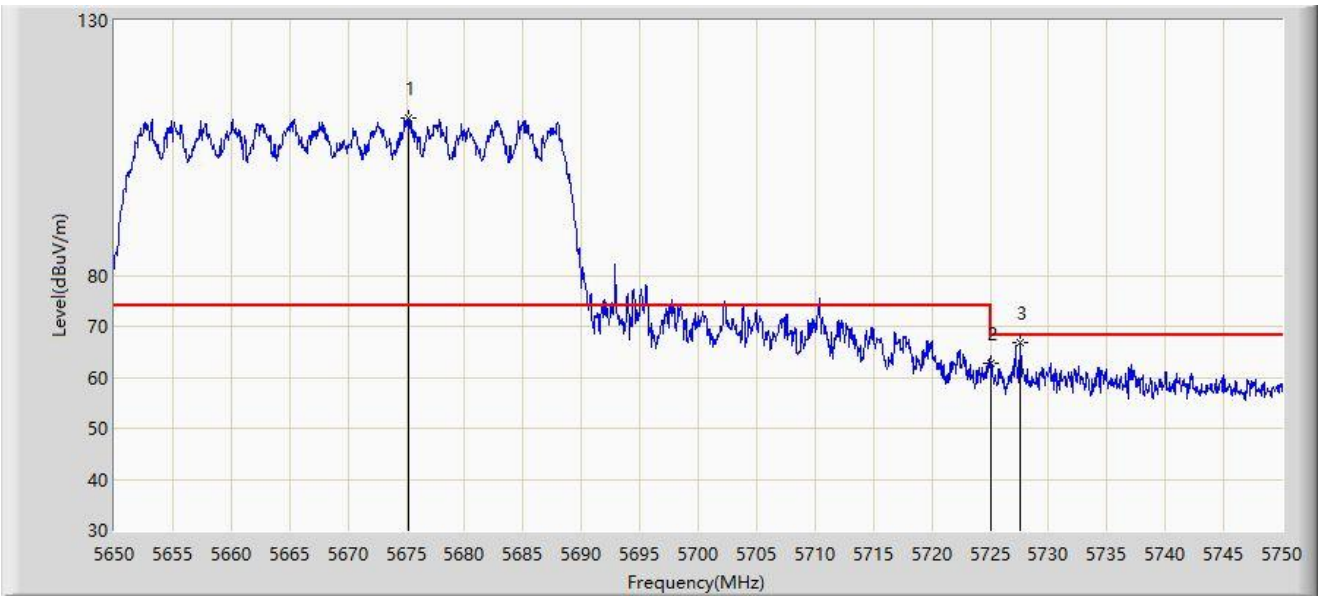

No	Mark	Frequency (MHz)	Measure Level (dBμV/m)	Reading Level (dBμV)	Margin (dB)	Limit (dBμV/m)	Factor (dB/m)	Type
1		5675.150	110.965	106.934	N/A	N/A	4.032	PK
2		5725.000	62.759	58.071	-5.441	68.200	4.688	PK
3	*	5727.600	66.773	62.102	-1.427	68.200	4.672	PK

Note 1: " * ", means this data is the worst emission level.

Note 2: Measure Level (dBμV/m) = Reading Level (dBμV) + Factor (dB/m).

Note 3: Factor (dB/m) = Cable Loss (dB) + Antenna Factor (dB/m) - Pre_Amplifier Gain (dB).

Site: WZ-AC2	Test Date: 2023-07-16
Limit: FCC_5.8G_RE(3m)	Engineer: Edith Yu
Probe: BBHA9120D_1457_1-18GHz	Polarity: Horizontal
EUT: HPE Aruba User Experience Sensor	Power: AC 120V/60Hz
Test Mode: Transmit by 802.11ax-HE40 at 5755MHz	

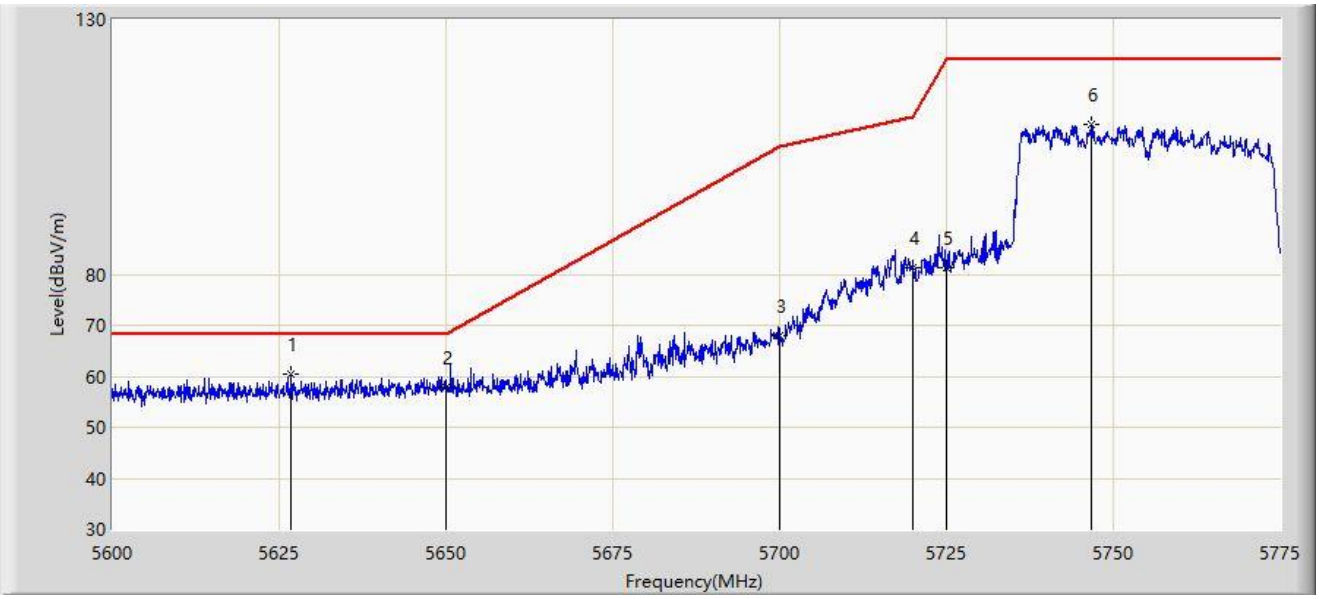

No	Mark	Frequency (MHz)	Measure Level (dBµV/m)	Reading Level (dBµV)	Margin (dB)	Limit (dBµV/m)	Factor (dB/m)	Type
1	*	5626.862	60.535	56.495	-7.665	68.200	4.040	PK
2		5650.000	57.801	53.641	-10.399	68.200	4.160	PK
3		5700.000	68.048	63.618	-37.152	105.200	4.430	PK
4		5720.000	81.275	76.625	-29.525	110.800	4.649	PK
5		5725.000	81.435	76.747	-40.765	122.200	4.688	PK
6		5746.650	109.527	105.105	N/A	N/A	4.422	PK

Note 1: " * ", means this data is the worst emission level.

Note 2: Measure Level (dBµV/m) = Reading Level (dBµV) + Factor (dB/m).

Note 3: Factor (dB/m) = Cable Loss (dB) + Antenna Factor (dB/m) - Pre_Amplifier Gain (dB).

Site: WZ-AC2	Test Date: 2023-07-16
Limit: FCC_5.8G_RE(3m)	Engineer: Edith Yu
Probe: BBHA9120D_1457_1-18GHz	Polarity: Vertical
EUT: HPE Aruba User Experience Sensor	Power: AC 120V/60Hz
Test Mode: Transmit by 802.11ax-HE40 at 5755MHz	

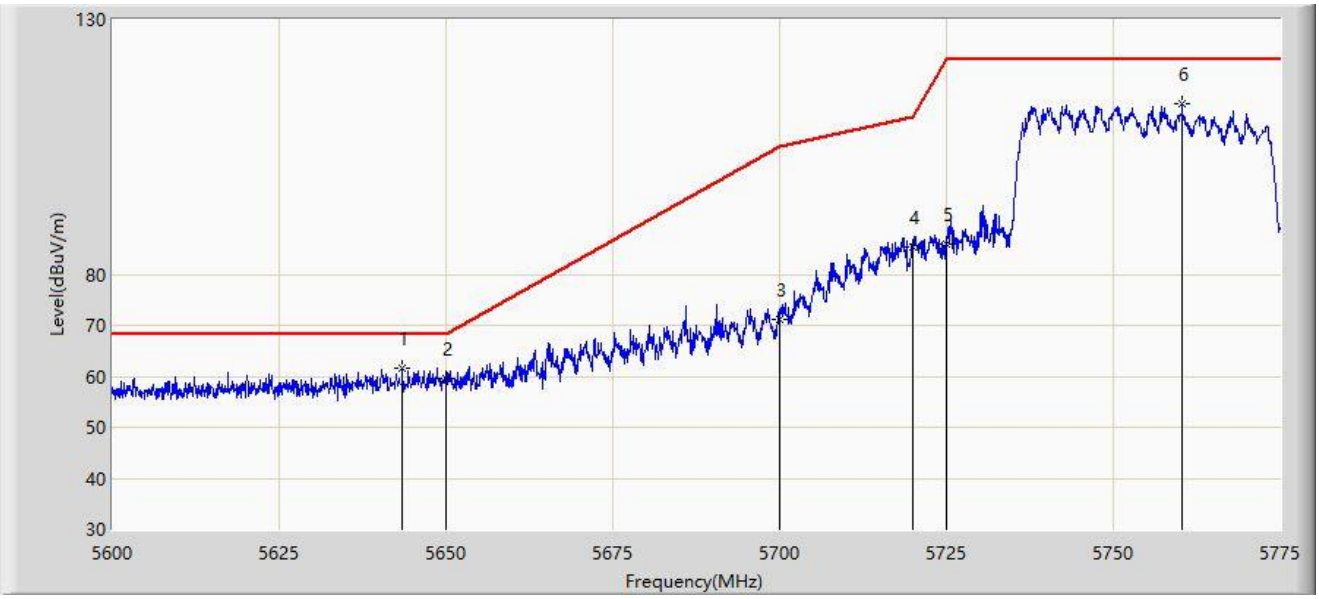

No	Mark	Frequency (MHz)	Measure Level (dBµV/m)	Reading Level (dBµV)	Margin (dB)	Limit (dBµV/m)	Factor (dB/m)	Type
1	*	5643.487	61.581	57.384	-6.619	68.200	4.196	PK
2		5650.000	59.685	55.525	-8.515	68.200	4.160	PK
3		5700.000	71.162	66.732	-34.038	105.200	4.430	PK
4		5720.000	85.337	80.687	-25.463	110.800	4.649	PK
5		5725.000	85.804	81.116	-36.396	122.200	4.688	PK
6		5760.300	113.441	108.853	N/A	N/A	4.588	PK

Note 1: " * ", means this data is the worst emission level.

Note 2: Measure Level (dBµV/m) = Reading Level (dBµV) + Factor (dB/m).

Note 3: Factor (dB/m) = Cable Loss (dB) + Antenna Factor (dB/m) - Pre_Amplifier Gain (dB).

Site: WZ-AC2	Test Date: 2023-07-16
Limit: FCC_5.8G_RE(3m)	Engineer: Edith Yu
Probe: BBHA9120D_1457_1-18GHz	Polarity: Horizontal
EUT: HPE Aruba User Experience Sensor	Power: AC 120V/60Hz
Test Mode: Transmit by 802.11ax-HE40 at 5795MHz	

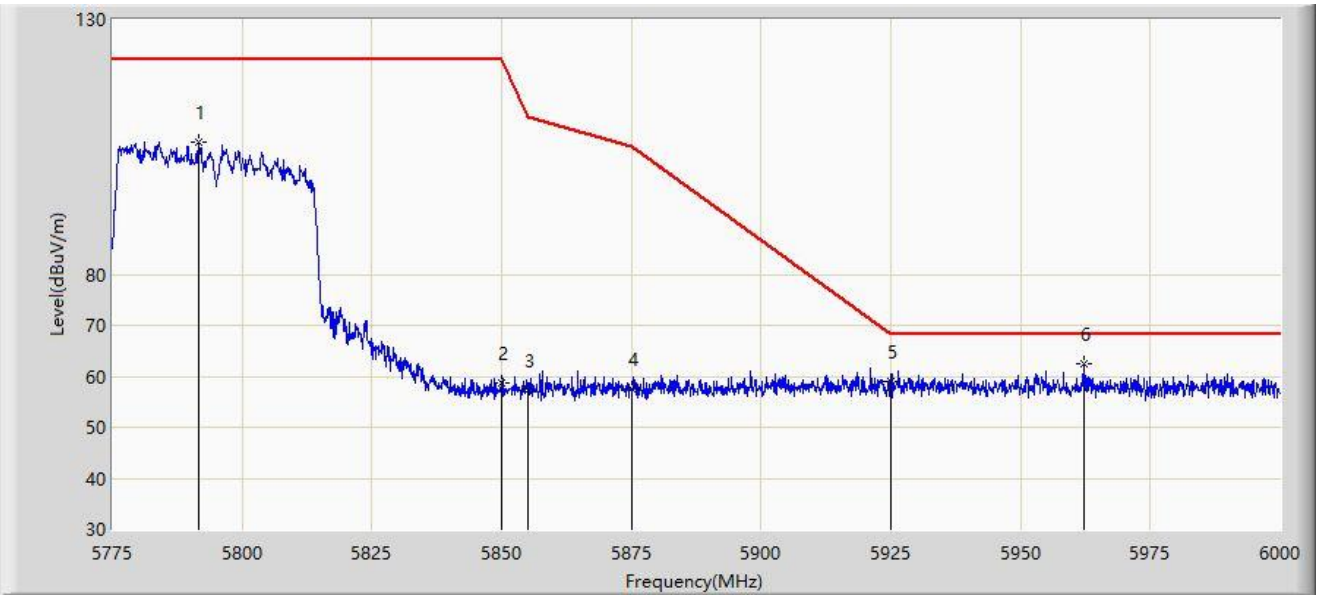

No	Mark	Frequency (MHz)	Measure Level (dBμV/m)	Reading Level (dBμV)	Margin (dB)	Limit (dBμV/m)	Factor (dB/m)	Type
1		5791.763	105.960	100.923	N/A	N/A	5.037	PK
2		5850.000	58.650	53.690	-63.550	122.200	4.960	PK
3		5855.000	57.223	52.204	-53.577	110.800	5.019	PK
4		5875.000	57.557	52.421	-47.643	105.200	5.136	PK
5		5925.000	59.016	53.746	-9.184	68.200	5.271	PK
6	*	5962.087	62.459	57.060	-5.741	68.200	5.399	PK

Note 1: " * ", means this data is the worst emission level.

Note 2: Measure Level (dBμV/m) = Reading Level (dBμV) + Factor (dB/m).

Note 3: Factor (dB/m) = Cable Loss (dB) + Antenna Factor (dB/m) - Pre_Amplifier Gain (dB).

Site: WZ-AC2	Test Date: 2023-07-16
Limit: FCC_5.8G_RE(3m)	Engineer: Edith Yu
Probe: BBHA9120D_1457_1-18GHz	Polarity: Vertical
EUT: HPE Aruba User Experience Sensor	Power: AC 120V/60Hz
Test Mode: Transmit by 802.11ax-HE40 at 5795MHz	

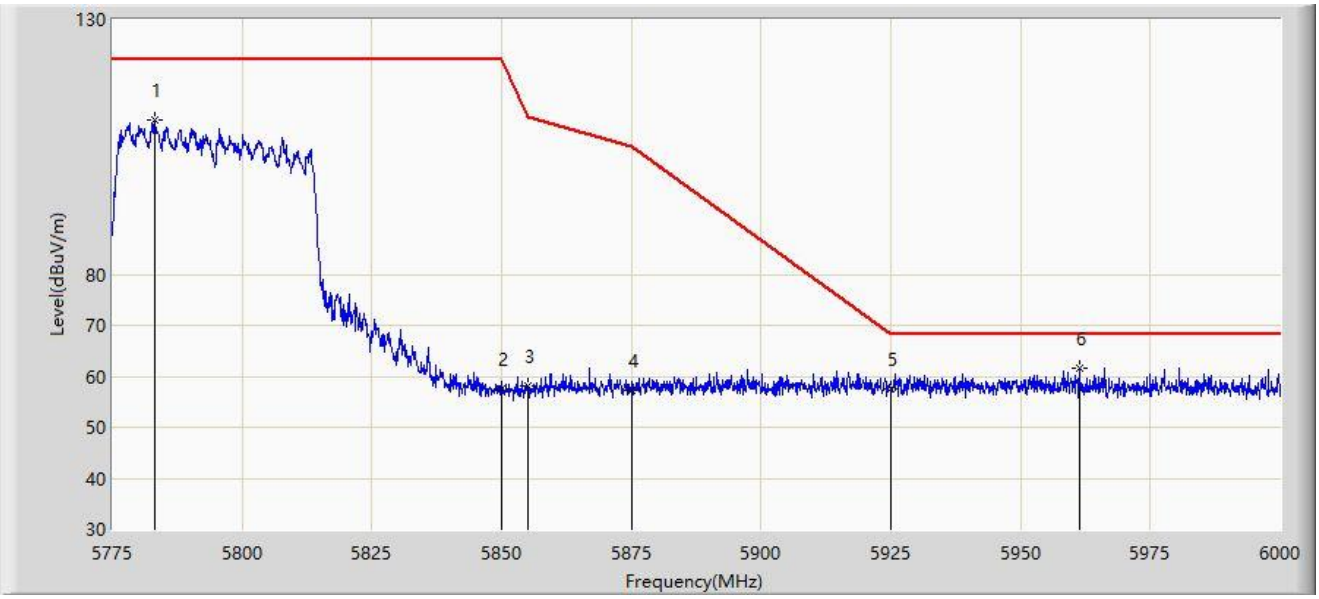

No	Mark	Frequency (MHz)	Measure Level (dBμV/m)	Reading Level (dBμV)	Margin (dB)	Limit (dBμV/m)	Factor (dB/m)	Type
1		5783.100	110.203	105.271	N/A	N/A	4.933	PK
2		5850.000	57.537	52.577	-64.663	122.200	4.960	PK
3		5855.000	58.102	53.083	-52.698	110.800	5.019	PK
4		5875.000	57.155	52.019	-48.045	105.200	5.136	PK
5		5925.000	57.449	52.179	-10.751	68.200	5.271	PK
6	*	5961.300	61.649	56.242	-6.551	68.200	5.407	PK

Note 1: " * ", means this data is the worst emission level.

Note 2: Measure Level (dBμV/m) = Reading Level (dBμV) + Factor (dB/m).

Note 3: Factor (dB/m) = Cable Loss (dB) + Antenna Factor (dB/m) - Pre_Amplifier Gain (dB).

Site: WZ-AC2	Test Date: 2023-07-16
Limit: FCC_5G_RE(3m)	Engineer: Edith Yu
Probe: BBHA9120D_1457_1-18GHz	Polarity: Horizontal
EUT: HPE Aruba User Experience Sensor	Power: AC 120V/60Hz
Test Mode: Transmit by 802.11ax-HE80 at 5210MHz	

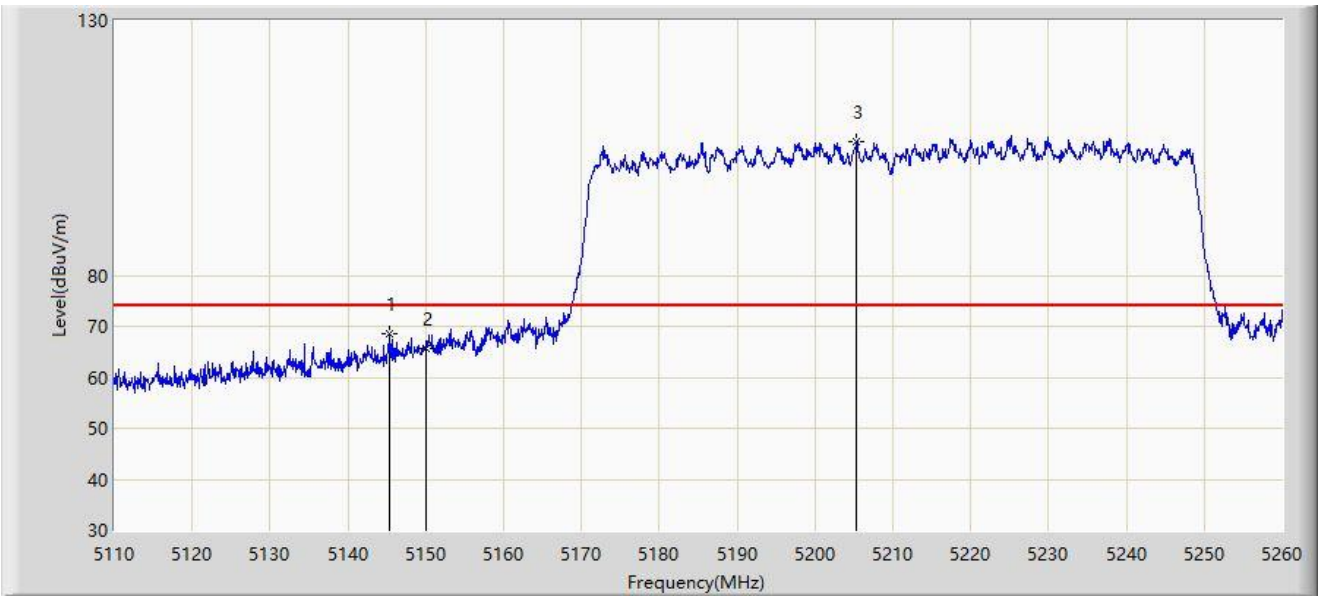

No	Mark	Frequency (MHz)	Measure Level (dBμV/m)	Reading Level (dBμV)	Margin (dB)	Limit (dBμV/m)	Factor (dB/m)	Type
1	*	5145.400	68.510	65.055	-5.490	74.000	3.455	PK
2		5150.000	65.539	62.040	-8.461	74.000	3.499	PK
3		5205.325	106.176	103.240	N/A	N/A	2.936	PK

Note 1: " * ", means this data is the worst emission level.

Note 2: Measure Level (dBμV/m) = Reading Level (dBμV) + Factor (dB/m).

Note 3: Factor (dB/m) = Cable Loss (dB) + Antenna Factor (dB/m) - Pre_Amplifier Gain (dB).

Site: WZ-AC2	Test Date: 2023-07-16
Limit: FCC_5G_RE(3m)	Engineer: Edith Yu
Probe: BBHA9120D_1457_1-18GHz	Polarity: Horizontal
EUT: HPE Aruba User Experience Sensor	Power: AC 120V/60Hz
Test Mode: Transmit by 802.11ax-HE80 at 5210MHz	

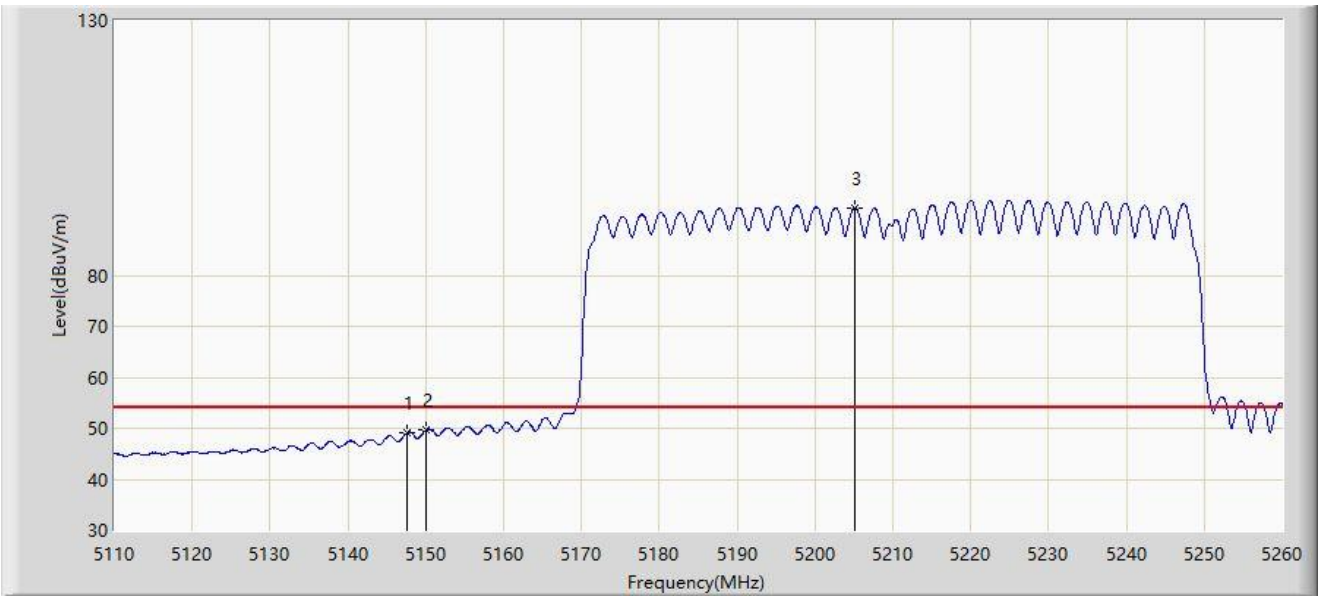

No	Mark	Frequency (MHz)	Measure Level (dBµV/m)	Reading Level (dBµV)	Margin (dB)	Limit (dBµV/m)	Factor (dB/m)	Type
1		5147.500	49.117	45.633	-4.883	54.000	3.485	AV
2	*	5150.000	49.671	46.172	-4.329	54.000	3.499	AV
3		5205.100	93.189	90.254	N/A	N/A	2.935	AV

Note 1: " * ", means this data is the worst emission level.

Note 2: Measure Level (dBµV/m) = Reading Level (dBµV) + Factor (dB/m).

Note 3: Factor (dB/m) = Cable Loss (dB) + Antenna Factor (dB/m) - Pre_Amplifier Gain (dB).

Site: WZ-AC2	Test Date: 2023-07-16
Limit: FCC_5G_RE(3m)	Engineer: Edith Yu
Probe: BBHA9120D_1457_1-18GHz	Polarity: Vertical
EUT: HPE Aruba User Experience Sensor	Power: AC 120V/60Hz
Test Mode: Transmit by 802.11ax-HE80 at 5210MHz	

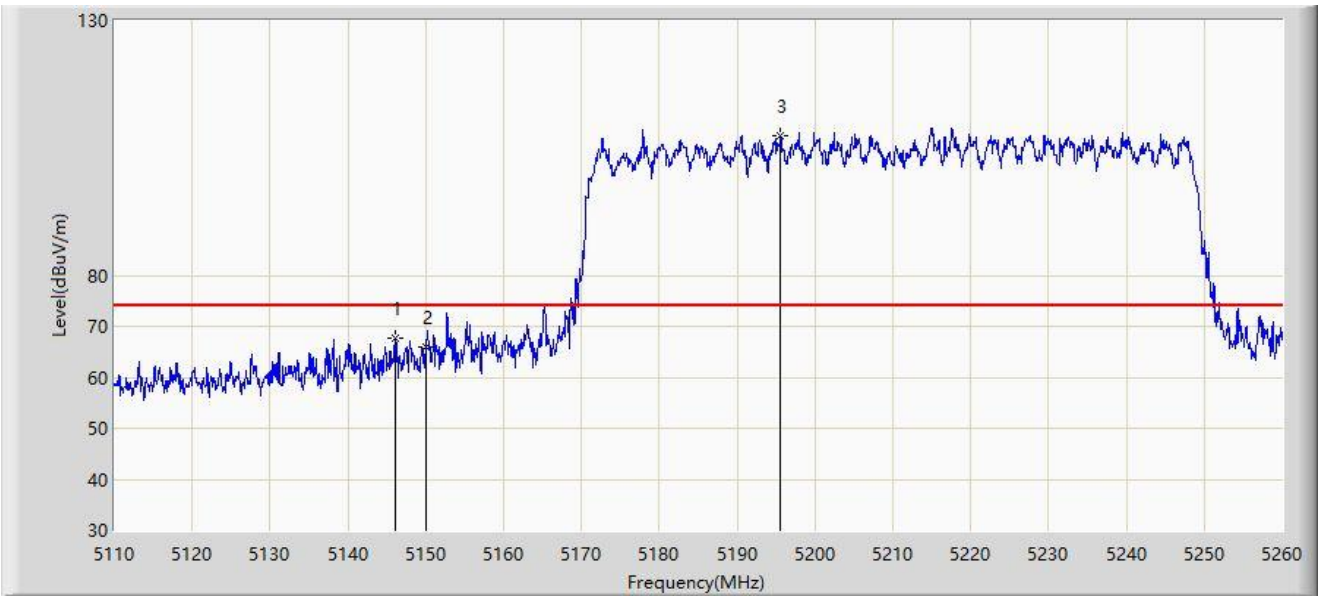

No	Mark	Frequency (MHz)	Measure Level (dBµV/m)	Reading Level (dBµV)	Margin (dB)	Limit (dBµV/m)	Factor (dB/m)	Type
1	*	5146.075	67.551	64.087	-6.449	74.000	3.464	PK
2		5150.000	65.847	62.348	-8.153	74.000	3.499	PK
3		5195.575	107.458	104.473	N/A	N/A	2.985	PK

Note 1: " * ", means this data is the worst emission level.

Note 2: Measure Level (dBµV/m) = Reading Level (dBµV) + Factor (dB/m).

Note 3: Factor (dB/m) = Cable Loss (dB) + Antenna Factor (dB/m) - Pre_Amplifier Gain (dB).

Site: WZ-AC2	Test Date: 2023-07-16
Limit: FCC_5G_RE(3m)	Engineer: Edith Yu
Probe: BBHA9120D_1457_1-18GHz	Polarity: Vertical
EUT: HPE Aruba User Experience Sensor	Power: AC 120V/60Hz
Test Mode: Transmit by 802.11ax-HE80 at 5210MHz	

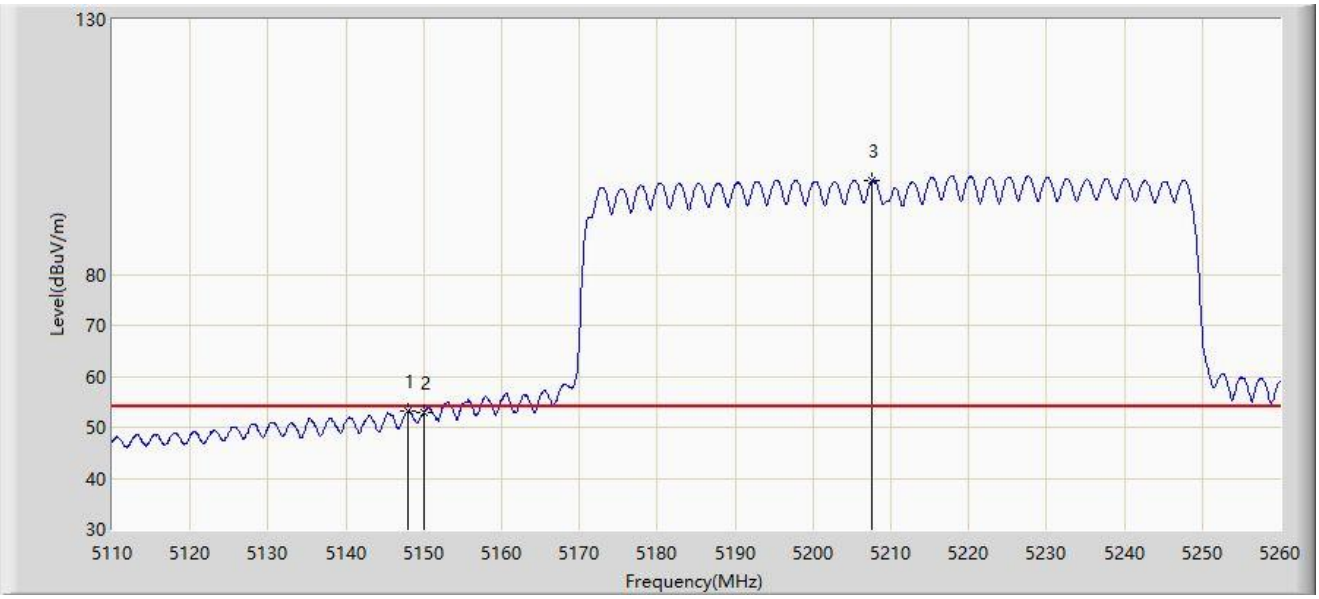

No	Mark	Frequency (MHz)	Measure Level (dBµV/m)	Reading Level (dBµV)	Margin (dB)	Limit (dBµV/m)	Factor (dB/m)	Type
1	*	5148.025	53.212	49.720	-0.788	54.000	3.491	AV
2		5150.000	53.031	49.532	-0.969	54.000	3.499	AV
3		5207.650	98.493	95.550	N/A	N/A	2.944	AV

Note 1: " * ", means this data is the worst emission level.

Note 2: Measure Level (dBµV/m) = Reading Level (dBµV) + Factor (dB/m).

Note 3: Factor (dB/m) = Cable Loss (dB) + Antenna Factor (dB/m) - Pre_Amplifier Gain (dB).

Site: WZ-AC2	Test Date: 2023-07-16
Limit: FCC_5G_RE(3m)	Engineer: Edith Yu
Probe: BBHA9120D_1457_1-18GHz	Polarity: Horizontal
EUT: HPE Aruba User Experience Sensor	Power: AC 120V/60Hz
Test Mode: Transmit by 802.11ax-HE80 at 5290MHz	

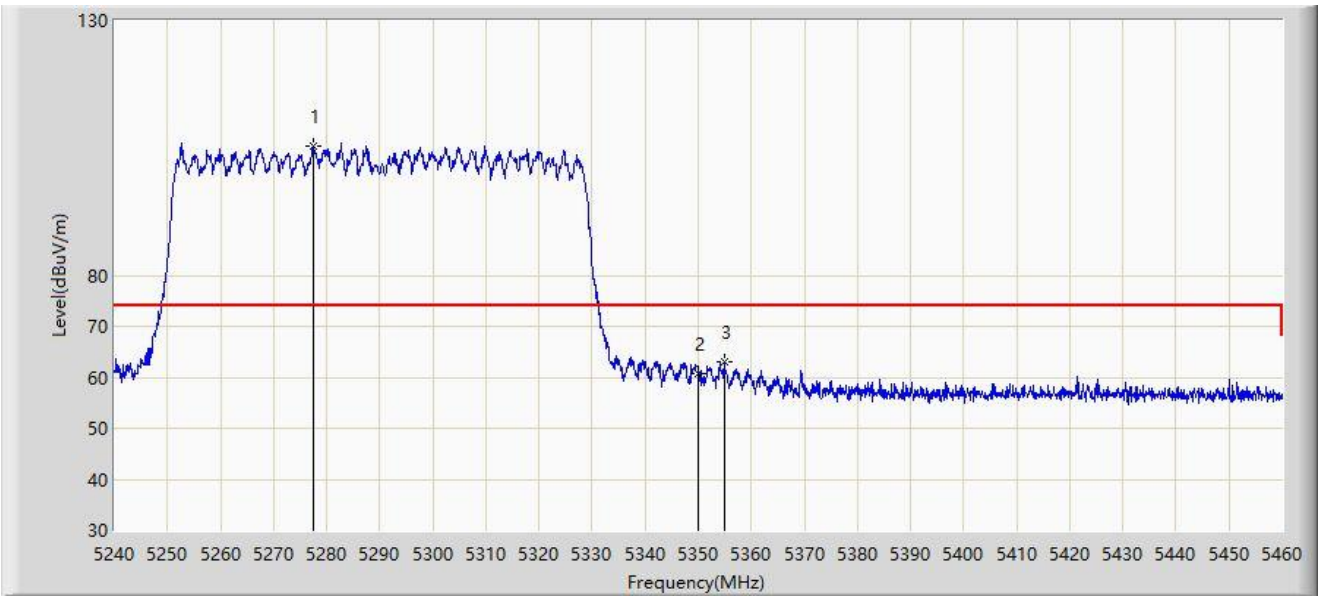

No	Mark	Frequency (MHz)	Measure Level (dBμV/m)	Reading Level (dBμV)	Margin (dB)	Limit (dBμV/m)	Factor (dB/m)	Type
1		5277.510	105.378	102.784	N/A	N/A	2.594	PK
2		5350.000	60.797	57.966	-13.203	74.000	2.832	PK
3	*	5354.950	63.181	60.369	-10.819	74.000	2.812	PK

Note 1: " * ", means this data is the worst emission level.

Note 2: Measure Level (dBμV/m) = Reading Level (dBμV) + Factor (dB/m).

Note 3: Factor (dB/m) = Cable Loss (dB) + Antenna Factor (dB/m) - Pre_Amplifier Gain (dB).

Site: WZ-AC2	Test Date: 2023-07-16
Limit: FCC_5G_RE(3m)	Engineer: Edith Yu
Probe: BBHA9120D_1457_1-18GHz	Polarity: Horizontal
EUT: HPE Aruba User Experience Sensor	Power: AC 120V/60Hz
Test Mode: Transmit by 802.11ax-HE80 at 5290MHz	

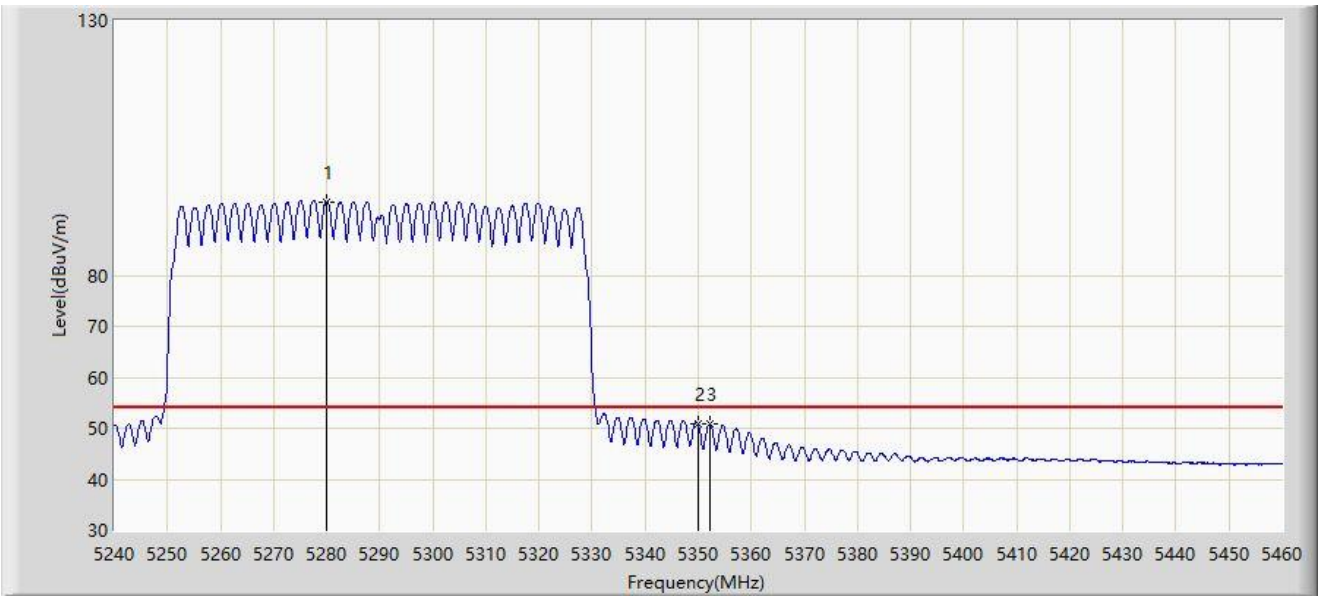

No	Mark	Frequency (MHz)	Measure Level (dBµV/m)	Reading Level (dBµV)	Margin (dB)	Limit (dBµV/m)	Factor (dB/m)	Type
1		5279.930	94.456	91.879	N/A	N/A	2.577	AV
2	*	5350.000	50.803	47.972	-3.197	54.000	2.832	AV
3		5352.090	50.756	47.958	-3.244	54.000	2.798	AV

Note 1: " * ", means this data is the worst emission level.

Note 2: Measure Level (dBµV/m) = Reading Level (dBµV) + Factor (dB/m).

Note 3: Factor (dB/m) = Cable Loss (dB) + Antenna Factor (dB/m) - Pre_Amplifier Gain (dB).

Site: WZ-AC2	Test Date: 2023-07-16
Limit: FCC_5G_RE(3m)	Engineer: Edith Yu
Probe: BBHA9120D_1457_1-18GHz	Polarity: Vertical
EUT: HPE Aruba User Experience Sensor	Power: AC 120V/60Hz
Test Mode: Transmit by 802.11ax-HE80 at 5290MHz	

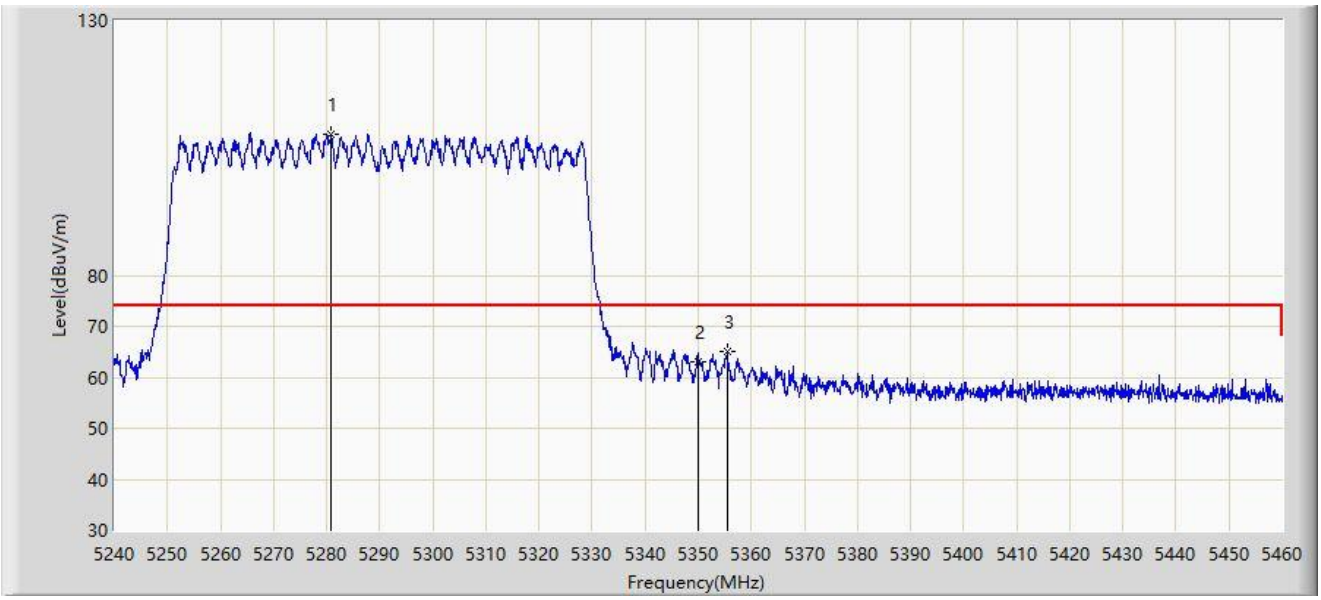

No	Mark	Frequency (MHz)	Measure Level (dBμV/m)	Reading Level (dBμV)	Margin (dB)	Limit (dBμV/m)	Factor (dB/m)	Type
1		5280.810	107.580	105.010	N/A	N/A	2.570	PK
2		5350.000	62.971	60.140	-11.029	74.000	2.832	PK
3	*	5355.500	64.974	62.160	-9.026	74.000	2.815	PK

Note 1: " * ", means this data is the worst emission level.

Note 2: Measure Level (dBμV/m) = Reading Level (dBμV) + Factor (dB/m).

Note 3: Factor (dB/m) = Cable Loss (dB) + Antenna Factor (dB/m) - Pre_Amplifier Gain (dB).

Site: WZ-AC2	Test Date: 2023-07-16
Limit: FCC_5G_RE(3m)	Engineer: Edith Yu
Probe: BBHA9120D_1457_1-18GHz	Polarity: Vertical
EUT: HPE Aruba User Experience Sensor	Power: AC 120V/60Hz
Test Mode: Transmit by 802.11ax-HE80 at 5290MHz	

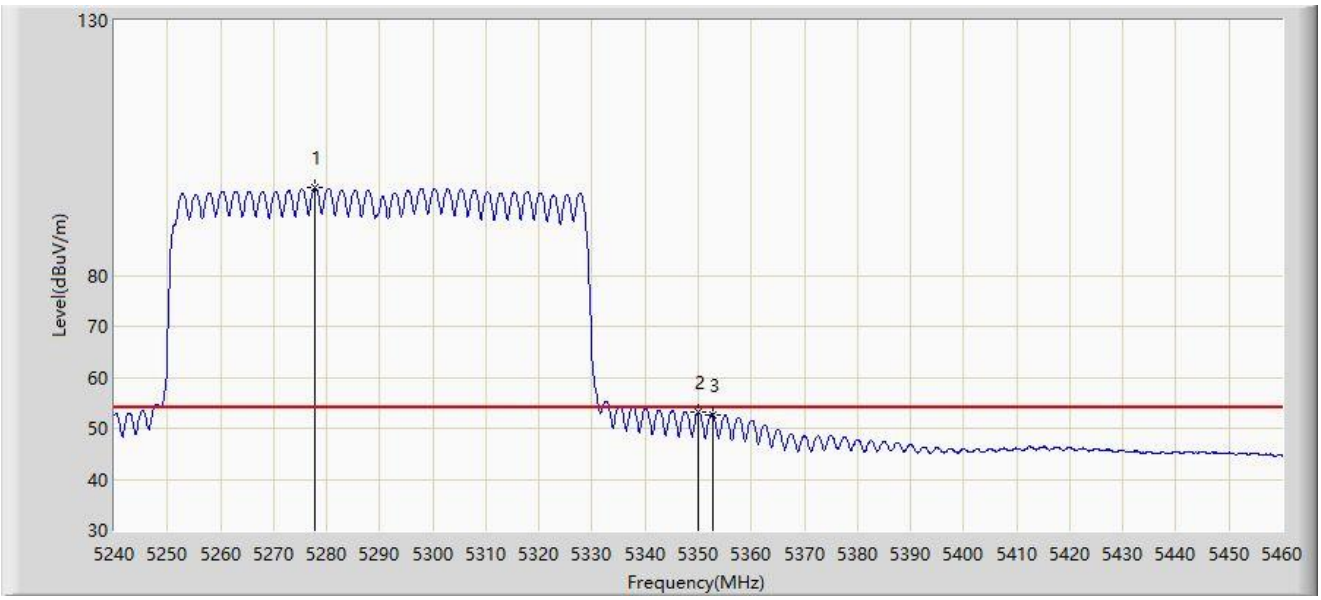

No	Mark	Frequency (MHz)	Measure Level (dBμV/m)	Reading Level (dBμV)	Margin (dB)	Limit (dBμV/m)	Factor (dB/m)	Type
1		5277.840	97.120	94.528	N/A	N/A	2.592	AV
2	*	5350.000	53.060	50.229	-0.940	54.000	2.832	AV
3		5352.750	52.692	49.891	-1.308	54.000	2.800	AV

Note 1: " * ", means this data is the worst emission level.

Note 2: Measure Level (dBμV/m) = Reading Level (dBμV) + Factor (dB/m).

Note 3: Factor (dB/m) = Cable Loss (dB) + Antenna Factor (dB/m) - Pre_Amplifier Gain (dB).

Site: WZ-AC2	Test Date: 2023-07-16
Limit: FCC_5G_RE(3m)	Engineer: Edith Yu
Probe: BBHA9120D_1457_1-18GHz	Polarity: Horizontal
EUT: HPE Aruba User Experience Sensor	Power: AC 120V/60Hz
Test Mode: Transmit by 802.11ax-HE80 at 5530MHz	

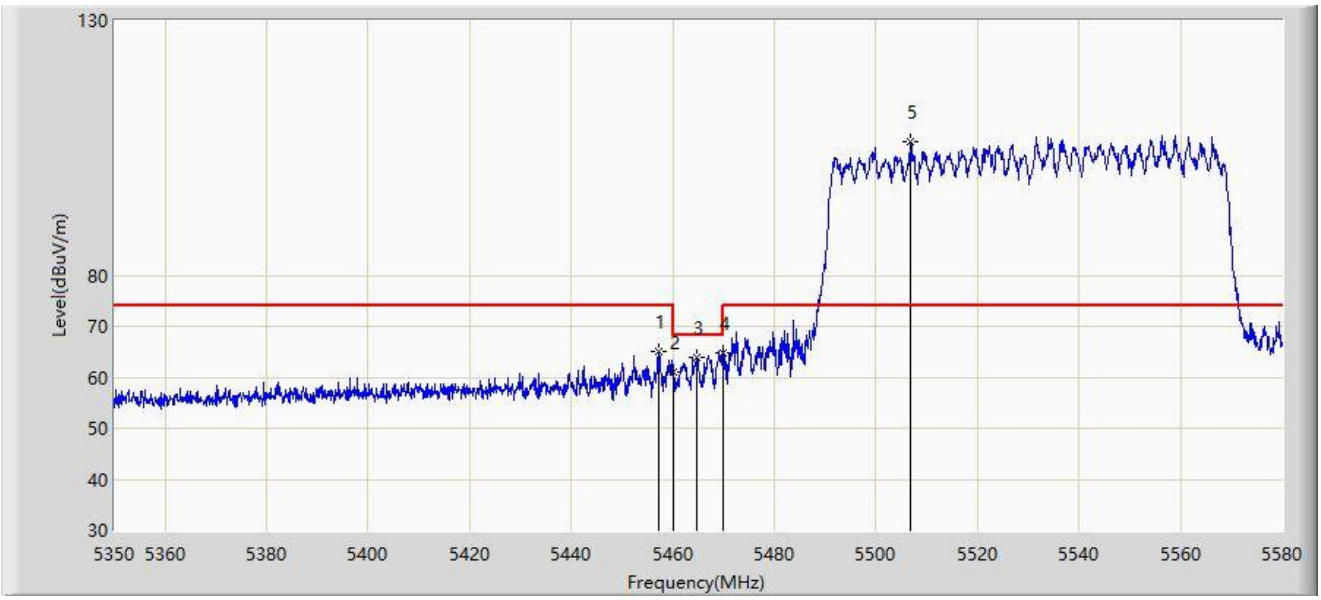

No	Mark	Frequency (MHz)	Measure Level (dBµV/m)	Reading Level (dBµV)	Margin (dB)	Limit (dBµV/m)	Factor (dB/m)	Type
1		5457.295	65.215	62.048	-8.785	74.000	3.166	PK
2		5460.000	61.033	57.814	-12.967	74.000	3.219	PK
3		5464.770	64.034	60.723	-4.166	68.200	3.311	PK
4	*	5470.000	64.638	61.226	-3.562	68.200	3.411	PK
5		5506.745	106.137	102.934	N/A	N/A	3.202	PK

Note 1: " * ", means this data is the worst emission level.

Note 2: Measure Level (dBµV/m) = Reading Level (dBµV) + Factor (dB/m).

Note 3: Factor (dB/m) = Cable Loss (dB) + Antenna Factor (dB/m) - Pre_Amplifier Gain (dB).

Site: WZ-AC2	Test Date: 2023-07-16
Limit: FCC_5G_RE(3m)	Engineer: Edith Yu
Probe: BBHA9120D_1457_1-18GHz	Polarity: Horizontal
EUT: HPE Aruba User Experience Sensor	Power: AC 120V/60Hz
Test Mode: Transmit by 802.11ax-HE80 at 5530MHz	

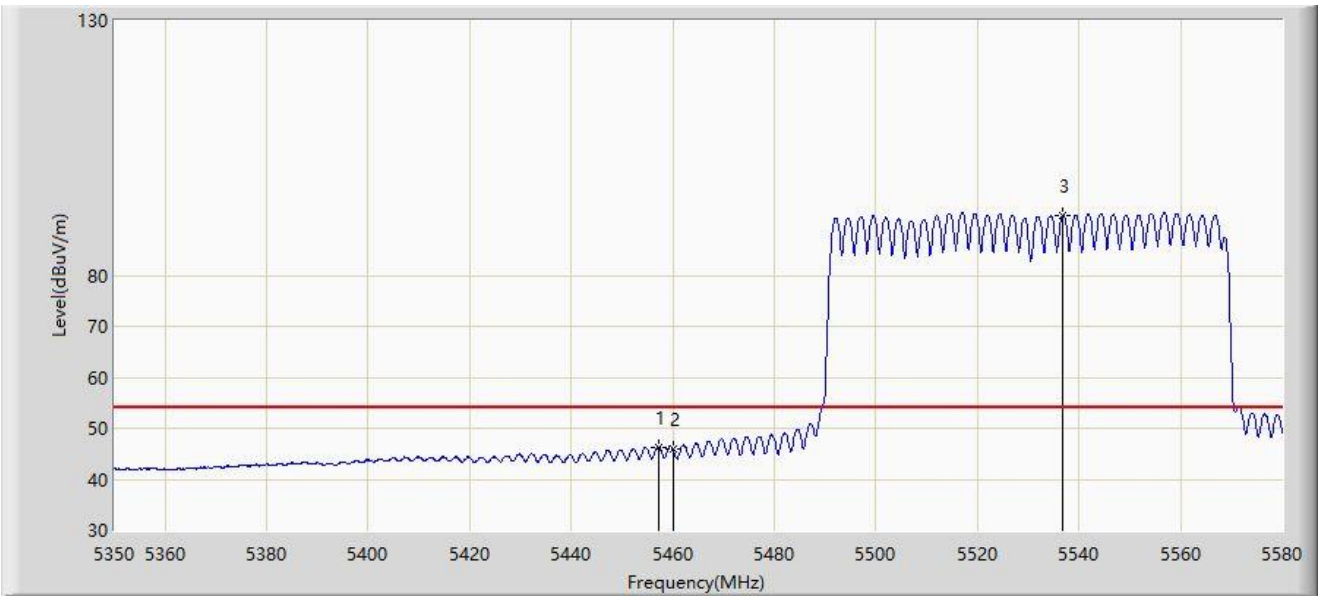

No	Mark	Frequency (MHz)	Measure Level (dBµV/m)	Reading Level (dBµV)	Margin (dB)	Limit (dBµV/m)	Factor (dB/m)	Type
1	*	5457.180	46.343	43.178	-7.657	54.000	3.165	AV
2		5460.000	45.947	42.728	-8.053	54.000	3.219	AV
3		5536.760	91.738	88.380	N/A	N/A	3.358	AV

Note 1: " * ", means this data is the worst emission level.

Note 2: Measure Level (dBµV/m) = Reading Level (dBµV) + Factor (dB/m).

Note 3: Factor (dB/m) = Cable Loss (dB) + Antenna Factor (dB/m) - Pre_Amplifier Gain (dB).

Site: WZ-AC2	Test Date: 2023-07-16
Limit: FCC_5G_RE(3m)	Engineer: Edith Yu
Probe: BBHA9120D_1457_1-18GHz	Polarity: Vertical
EUT: HPE Aruba User Experience Sensor	Power: AC 120V/60Hz
Test Mode: Transmit by 802.11ax-HE80 at 5530MHz	

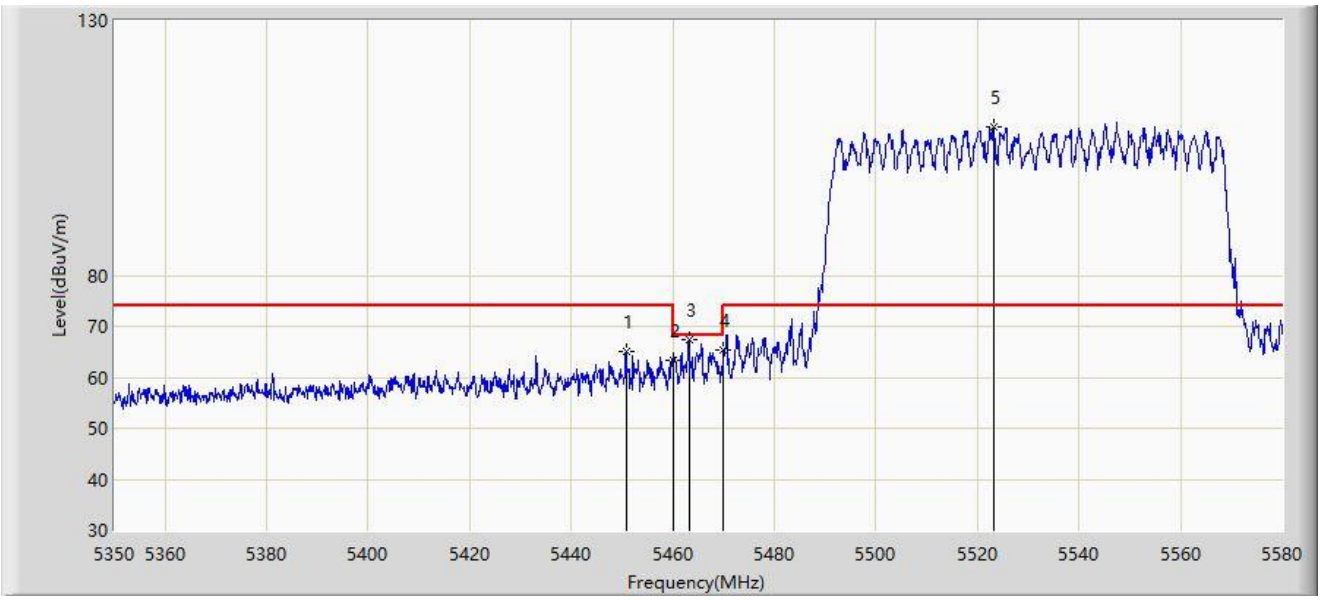

No	Mark	Frequency (MHz)	Measure Level (dBµV/m)	Reading Level (dBµV)	Margin (dB)	Limit (dBµV/m)	Factor (dB/m)	Type
1		5450.740	65.060	61.923	-8.940	74.000	3.137	PK
2		5460.000	63.426	60.207	-10.574	74.000	3.219	PK
3	*	5463.160	67.442	64.162	-0.758	68.200	3.279	PK
4		5470.000	65.428	62.016	-2.772	68.200	3.411	PK
5		5523.190	109.158	106.023	N/A	N/A	3.135	PK

Note 1: " * ", means this data is the worst emission level.

Note 2: Measure Level (dBµV/m) = Reading Level (dBµV) + Factor (dB/m).

Note 3: Factor (dB/m) = Cable Loss (dB) + Antenna Factor (dB/m) - Pre_Amplifier Gain (dB).

Site: WZ-AC2	Test Date: 2023-07-16
Limit: FCC_5G_RE(3m)	Engineer: Edith Yu
Probe: BBHA9120D_1457_1-18GHz	Polarity: Vertical
EUT: HPE Aruba User Experience Sensor	Power: AC 120V/60Hz
Test Mode: Transmit by 802.11ax-HE80 at 5530MHz	

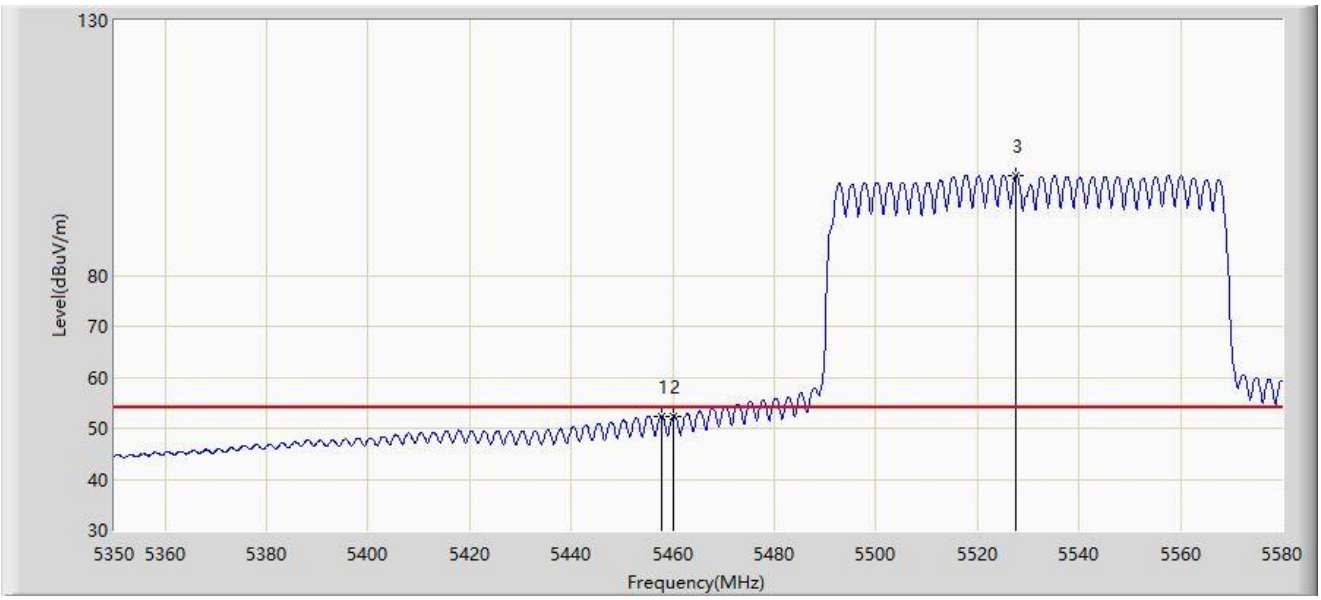

No	Mark	Frequency (MHz)	Measure Level (dBµV/m)	Reading Level (dBµV)	Margin (dB)	Limit (dBµV/m)	Factor (dB/m)	Type
1	*	5457.870	52.351	49.173	-1.649	54.000	3.178	AV
2		5460.000	52.262	49.043	-1.738	54.000	3.219	AV
3		5527.560	99.476	96.245	N/A	N/A	3.230	AV

Note 1: " * ", means this data is the worst emission level.

Note 2: Measure Level (dBµV/m) = Reading Level (dBµV) + Factor (dB/m).

Note 3: Factor (dB/m) = Cable Loss (dB) + Antenna Factor (dB/m) - Pre_Amplifier Gain (dB).

Site: WZ-AC2	Test Date: 2023-07-16
Limit: FCC_5G_RE(3m)	Engineer: Edith Yu
Probe: BBHA9120D_1457_1-18GHz	Polarity: Horizontal
EUT: HPE Aruba User Experience Sensor	Power: AC 120V/60Hz
Test Mode: Transmit by 802.11ax-HE80 at 5610MHz	

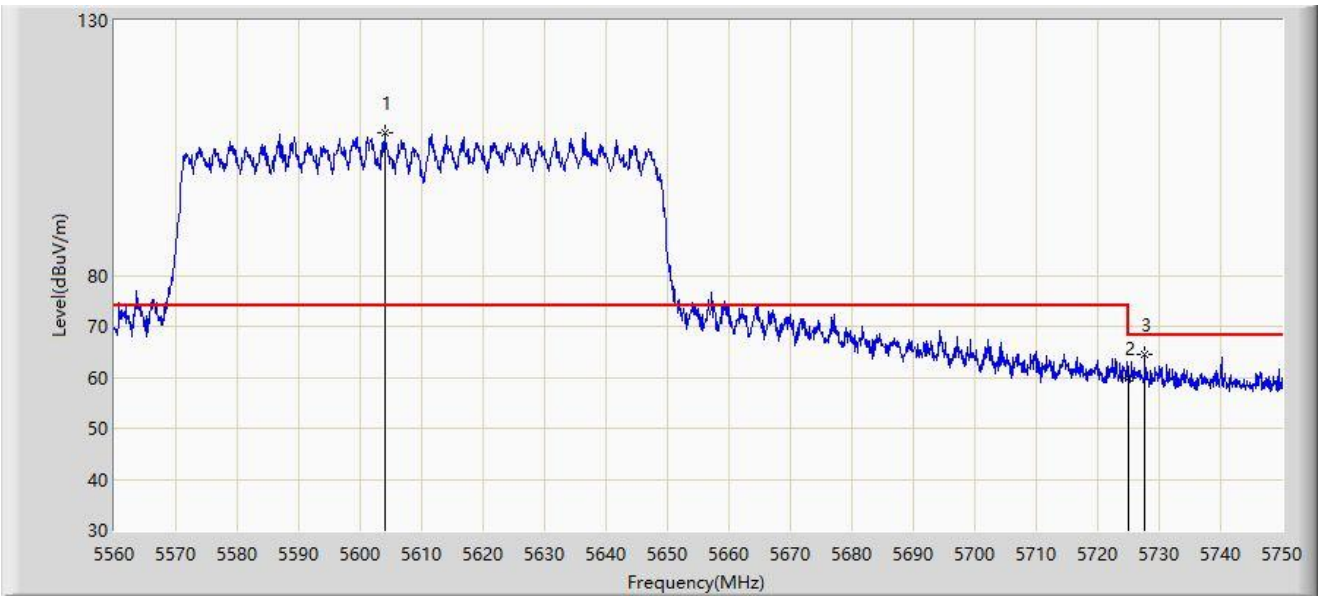

No	Mark	Frequency (MHz)	Measure Level (dBμV/m)	Reading Level (dBμV)	Margin (dB)	Limit (dBμV/m)	Factor (dB/m)	Type
1		5603.985	107.943	104.351	N/A	N/A	3.592	PK
2		5725.000	59.826	55.138	-8.374	68.200	4.688	PK
3	*	5727.675	64.566	59.896	-3.634	68.200	4.670	PK

Note 1: " * ", means this data is the worst emission level.

Note 2: Measure Level (dBμV/m) = Reading Level (dBμV) + Factor (dB/m).

Note 3: Factor (dB/m) = Cable Loss (dB) + Antenna Factor (dB/m) - Pre_Amplifier Gain (dB).

Site: WZ-AC2	Test Date: 2023-07-16
Limit: FCC_5G_RE(3m)	Engineer: Edith Yu
Probe: BBHA9120D_1457_1-18GHz	Polarity: Vertical
EUT: HPE Aruba User Experience Sensor	Power: AC 120V/60Hz
Test Mode: Transmit by 802.11ax-HE80 at 5610MHz	

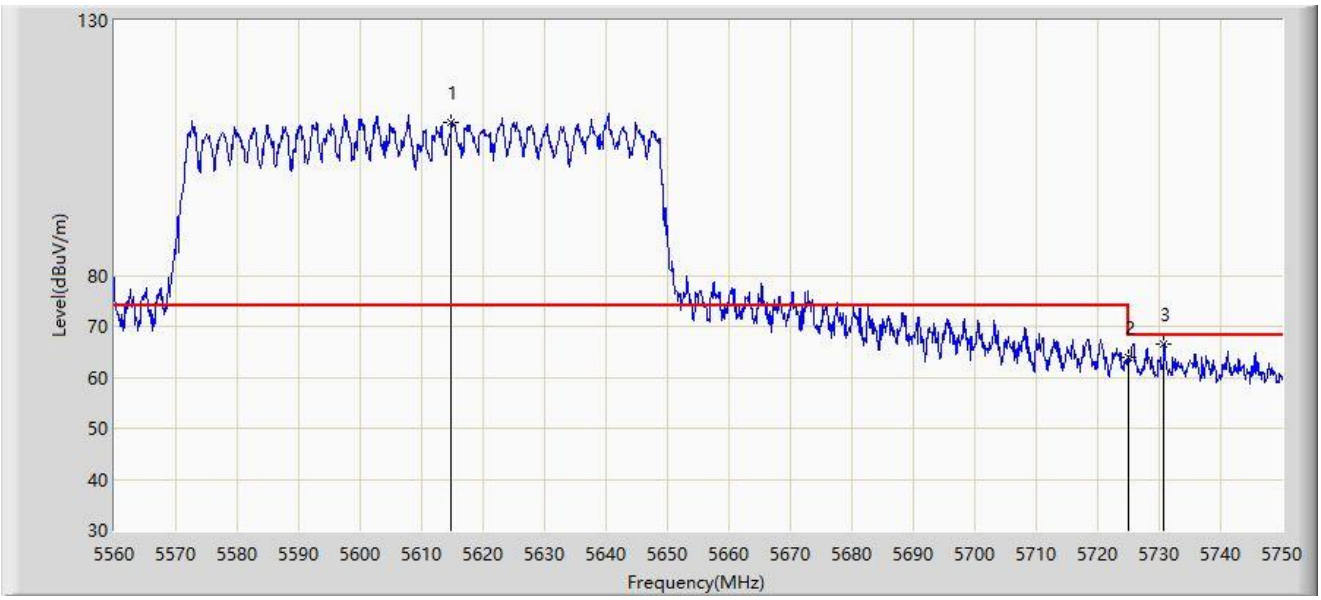

No	Mark	Frequency (MHz)	Measure Level (dBμV/m)	Reading Level (dBμV)	Margin (dB)	Limit (dBμV/m)	Factor (dB/m)	Type
1		5614.815	109.970	106.193	N/A	N/A	3.778	PK
2		5725.000	63.970	59.282	-4.230	68.200	4.688	PK
3	*	5730.810	66.558	61.944	-1.642	68.200	4.614	PK

Note 1: " * ", means this data is the worst emission level.

Note 2: Measure Level (dBμV/m) = Reading Level (dBμV) + Factor (dB/m).

Note 3: Factor (dB/m) = Cable Loss (dB) + Antenna Factor (dB/m) - Pre_Amplifier Gain (dB).

Site: WZ-AC2	Test Date: 2023-07-16
Limit: FCC_5.8G_RE(3m)	Engineer: Edith Yu
Probe: BBHA9120D_1457_1-18GHz	Polarity: Horizontal
EUT: HPE Aruba User Experience Sensor	Power: AC 120V/60Hz
Test Mode: Transmit by 802.11ax-HE80 at 5775MHz	

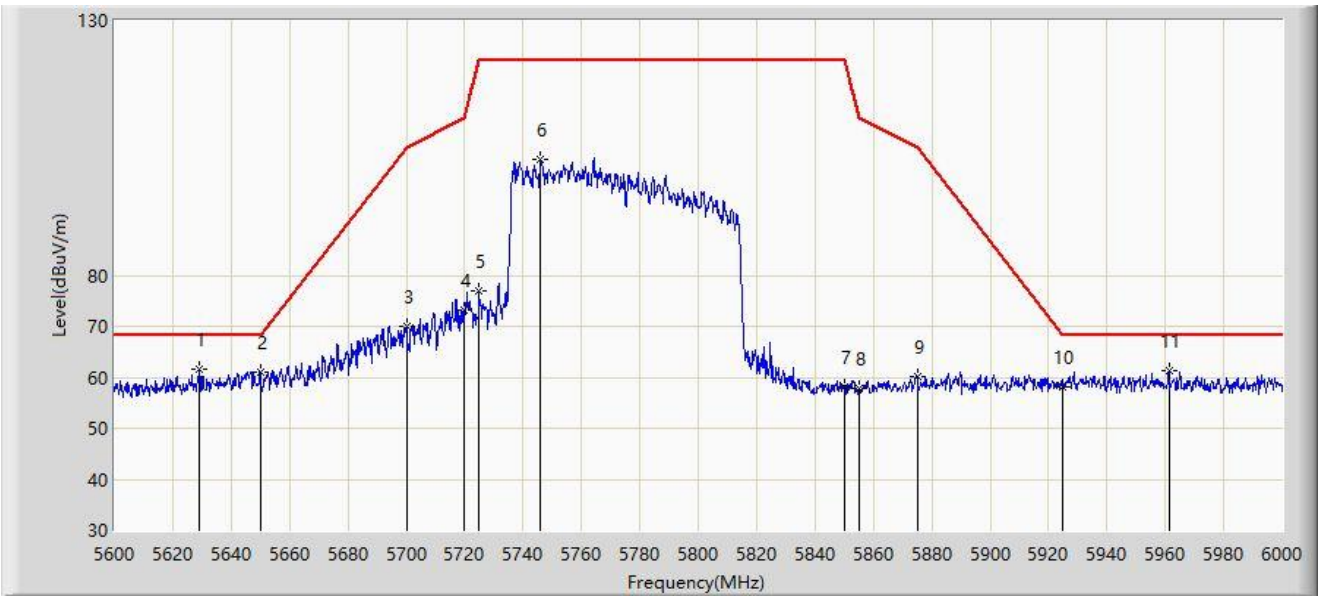

No	Mark	Frequency (MHz)	Measure Level (dBµV/m)	Reading Level (dBµV)	Margin (dB)	Limit (dBµV/m)	Factor (dB/m)	Type
1	*	5629.000	61.653	57.588	-6.547	68.200	4.064	PK
2		5650.000	61.126	56.966	-7.074	68.200	4.160	PK
3		5700.000	69.866	65.436	-35.334	105.200	4.430	PK
4		5720.000	73.155	68.505	-37.645	110.800	4.649	PK
5		5725.000	76.872	72.184	-45.328	122.200	4.688	PK
6		5746.000	102.631	98.217	N/A	N/A	4.414	PK
7		5850.000	58.099	53.139	-64.101	122.200	4.960	PK
8		5855.000	57.887	52.868	-52.913	110.800	5.019	PK
9		5875.000	60.019	54.883	-45.181	105.200	5.136	PK
10		5925.000	58.024	52.754	-10.176	68.200	5.271	PK
11		5961.200	61.382	55.974	-6.818	68.200	5.407	PK

Note 1: " * ", means this data is the worst emission level.

Note 2: Measure Level (dBµV/m) = Reading Level (dBµV) + Factor (dB/m).

Note 3: Factor (dB/m) = Cable Loss (dB) + Antenna Factor (dB/m) - Pre_Amplifier Gain (dB).

Site: WZ-AC2	Test Date: 2023-07-16
Limit: FCC_5.8G_RE(3m)	Engineer: Edith Yu
Probe: BBHA9120D_1457_1-18GHz	Polarity: Vertical
EUT: HPE Aruba User Experience Sensor	Power: AC 120V/60Hz
Test Mode: Transmit by 802.11ax-HE80 at 5775MHz	

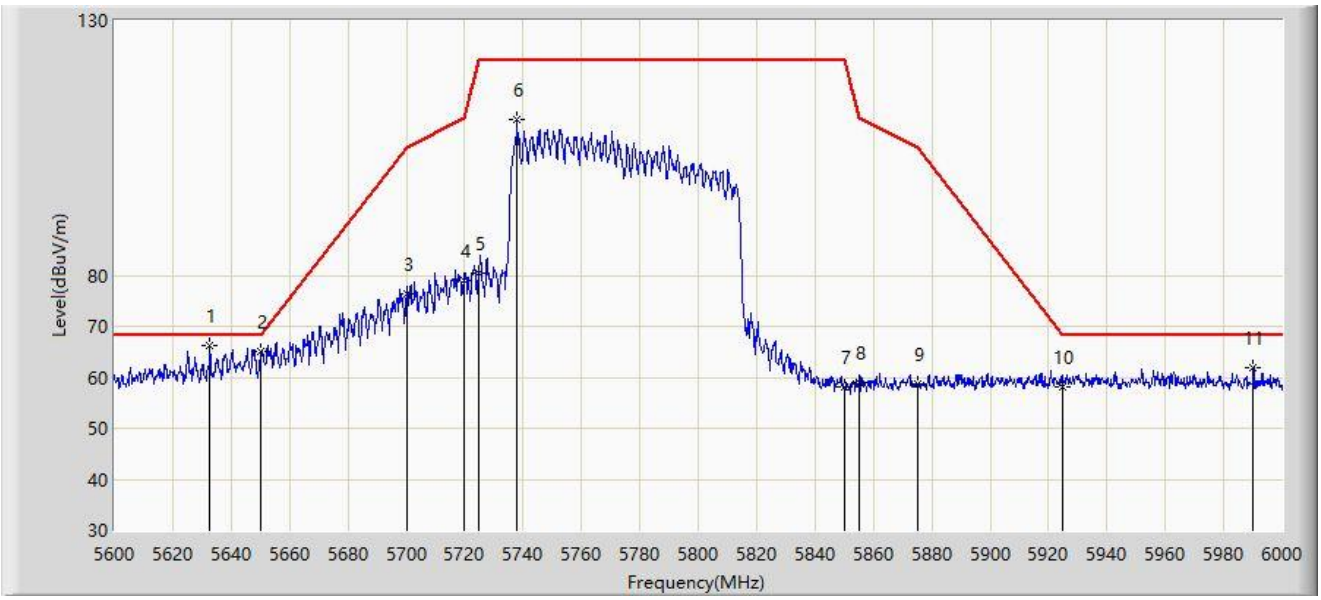

No	Mark	Frequency (MHz)	Measure Level (dBµV/m)	Reading Level (dBµV)	Margin (dB)	Limit (dBµV/m)	Factor (dB/m)	Type
1	*	5632.800	66.103	61.994	-2.097	68.200	4.109	PK
2		5650.000	64.983	60.823	-3.217	68.200	4.160	PK
3		5700.000	76.485	72.055	-28.715	105.200	4.430	PK
4		5720.000	79.033	74.383	-31.767	110.800	4.649	PK
5		5725.000	80.382	75.694	-41.818	122.200	4.688	PK
6		5737.800	110.612	106.124	N/A	N/A	4.489	PK
7		5850.000	58.214	53.254	-63.986	122.200	4.960	PK
8		5855.000	58.969	53.950	-51.831	110.800	5.019	PK
9		5875.000	58.711	53.575	-46.489	105.200	5.136	PK
10		5925.000	58.166	52.896	-10.034	68.200	5.271	PK
11		5990.200	61.998	56.672	-6.202	68.200	5.325	PK

Note 1: " * ", means this data is the worst emission level.

Note 2: Measure Level (dBµV/m) = Reading Level (dBµV) + Factor (dB/m).

Note 3: Factor (dB/m) = Cable Loss (dB) + Antenna Factor (dB/m) - Pre_Amplifier Gain (dB).

A.9 AC Conducted Emissions Test Result

Site: WZ-SR2	Test Date: 2023-08-07
Limit: FCC_Part15.207_CE_AC Power	Engineer: Linda Wei
Probe: ENV216_101683_Filter Off_E	Polarity: Line
EUT: HPE Aruba User Experience Sensor	Power: AC 120V/60Hz
Test Mode: Transmit by 802.11ac-VHT40 at 5795MHz	

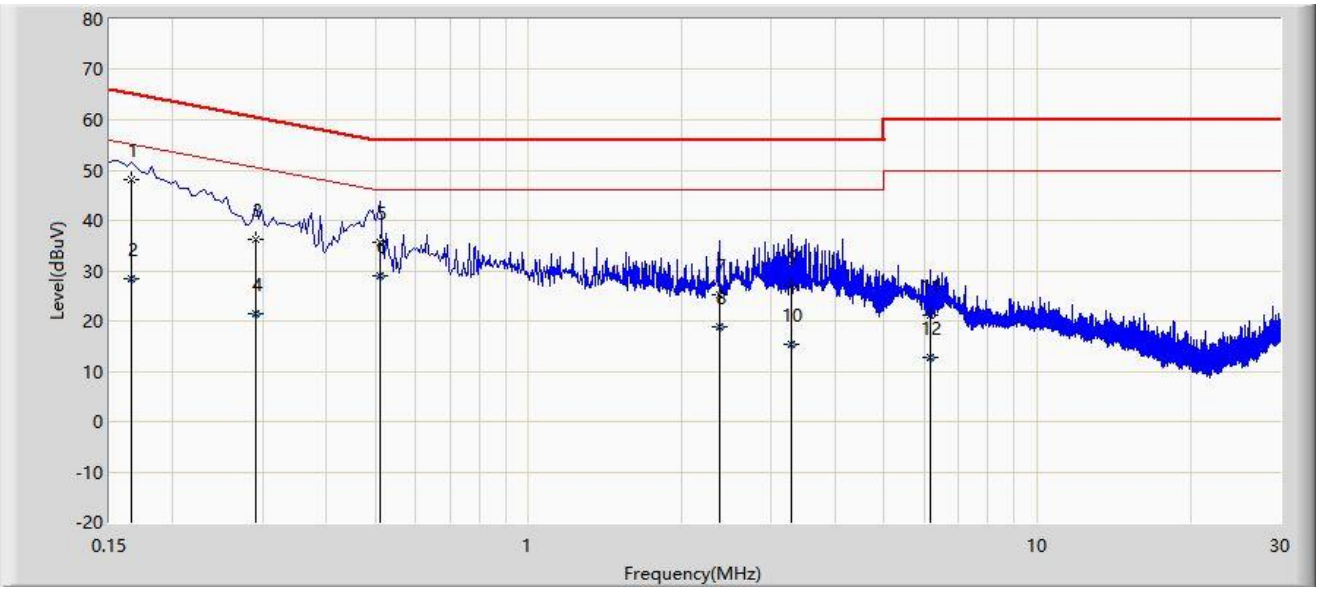

No	Mark	Frequency (MHz)	Measure Level (dBμV)	Reading Level (dBμV)	Margin (dB)	Limit (dBμV)	Factor (dB)	Type
1		0.166	48.004	38.231	-17.154	65.158	9.773	QP
2		0.166	28.504	18.731	-26.654	55.158	9.773	AV
3		0.290	36.309	26.490	-24.215	60.524	9.819	QP
4		0.290	21.505	11.686	-29.019	50.524	9.819	AV
5		0.510	35.749	25.812	-20.251	56.000	9.937	QP
6	*	0.510	28.854	18.917	-17.146	46.000	9.937	AV
7		2.370	25.174	14.745	-30.826	56.000	10.429	QP
8		2.370	18.934	8.505	-27.066	46.000	10.429	AV
9		3.278	27.077	16.503	-28.923	56.000	10.574	QP
10		3.278	15.410	4.836	-30.590	46.000	10.574	AV
11		6.162	21.139	10.230	-38.861	60.000	10.909	QP
12		6.162	12.759	1.850	-37.241	50.000	10.909	AV

Note 1: " * ", means this data is the worst emission level.

Note 2: Measure Level (dBμV) = Reading Level (dBμV) + Factor (dB).

Note 3: Factor (dB) = Cable Loss (dB) + LISN Factor (dB).

Site: WZ-SR2	Test Date: 2023-08-07
Limit: FCC_Part15.207_CE_AC Power	Engineer: Linda Wei
Probe: ENV216_101683_Filter Off_E	Polarity: Neutral
EUT: HPE Aruba User Experience Sensor	Power: AC 120V/60Hz
Test Mode: Transmit by 802.11ac-VHT40 at 5795MHz	

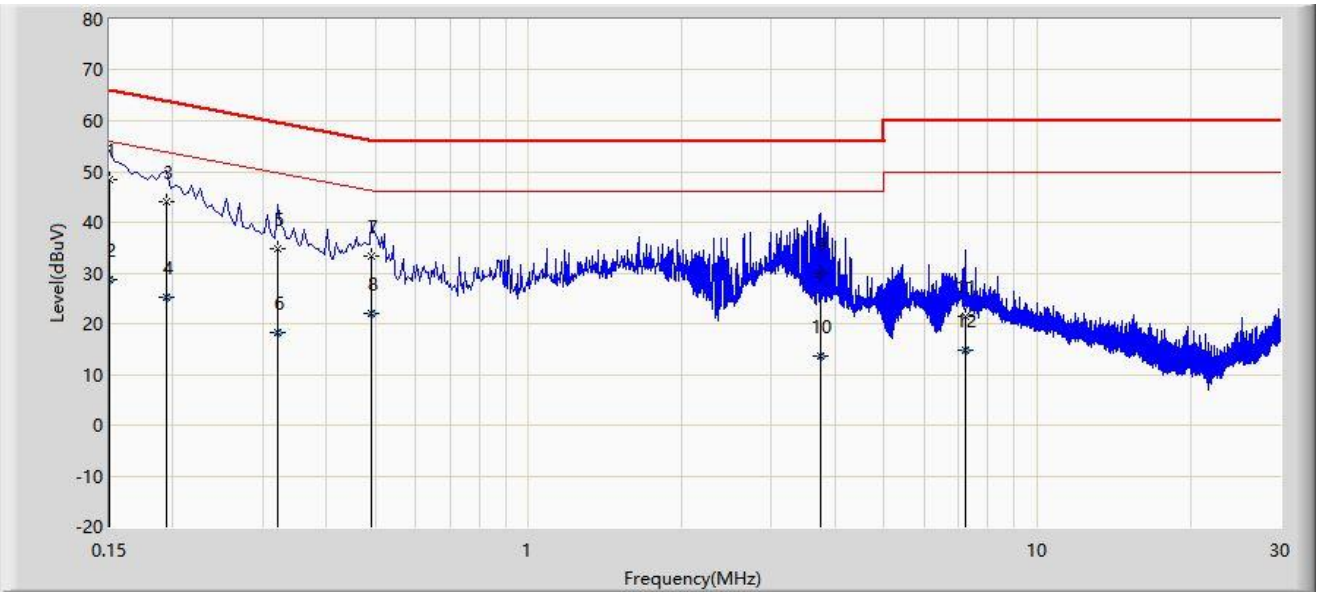

No	Mark	Frequency (MHz)	Measure Level (dBμV)	Reading Level (dBμV)	Margin (dB)	Limit (dBμV)	Factor (dB)	Type
1	*	0.150	48.435	38.662	-17.565	66.000	9.773	QP
2		0.150	28.704	18.931	-27.296	56.000	9.773	AV
3		0.194	44.032	34.247	-19.832	63.864	9.785	QP
4		0.194	25.327	15.542	-28.537	53.864	9.785	AV
5		0.322	34.839	24.999	-24.816	59.655	9.840	QP
6		0.322	18.338	8.498	-31.317	49.655	9.840	AV
7		0.490	33.232	23.296	-22.936	56.168	9.936	QP
8		0.490	22.079	12.144	-24.089	46.168	9.936	AV
9		3.738	29.986	19.155	-26.014	56.000	10.831	QP
10		3.738	13.725	2.894	-32.275	46.000	10.831	AV
11		7.230	21.472	10.205	-38.528	60.000	11.267	QP
12		7.230	14.822	3.556	-35.178	50.000	11.267	AV

Note 1: " * ", means this data is the worst emission level.

Note 2: Measure Level (dBμV) = Reading Level (dBμV) + Factor (dB).

Note 3: Factor (dB) = Cable Loss (dB) + LISN Factor (dB).

Appendix B - Test Setup Photograph

Refer to “2306RSU027-UT” file.

Appendix C - EUT Photograph

Refer to “2306RSU027-UE” file.

The End