Site: WZ-AC1	Test Date: 2023-07-26
Limit: FCC_Part15.209_RSE	Engineer: Carl Jiang
Probe: FMZB1519_0.009-30MHz	Polarity: Coplanar
EUT: HPE Aruba User Experience Sensor	Power: AC 120V/60Hz
Test Mode: Transmit by 802.11ax-HE160 at channel 6665MHz	

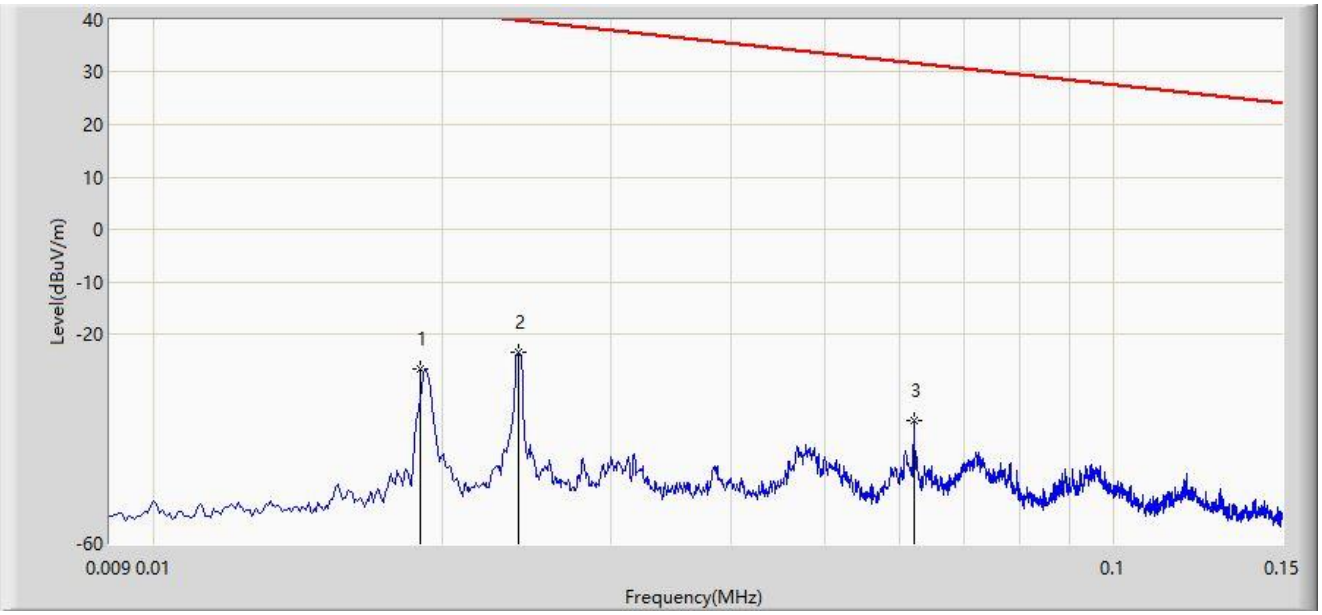

No	Mark	Frequency (MHz)	Measure Level (dBμV/m)	Reading Level (dBμV)	Margin (dB)	Limit (dBμV/m)	Factor (dB/m)	Type
1		0.019	-26.680	33.206	-68.693	42.013	-59.886	PK
2	*	0.024	-23.516	36.960	-63.501	39.985	-60.476	PK
3		0.062	-36.437	26.038	-68.183	31.746	-62.475	PK

Note 1: " * ", means this data is the worst emission level.

Note 2: Measure Level (dBμV/m) = Reading Level (dBμV) + Factor (dB/m).

Note 3: Factor (dB/m) = Cable Loss (dB) + Antenna Factor (dB/m) + 40log(d1/d2) (dB), d1 = 3m, d2 = 300m (9kHz-490kHz) or 30m (490kHz-30MHz).

Note 4: Quasi-Peak measurement was not performed when peak measure level was lower than the quasi-peak limit.

Site: WZ-AC1	Test Date: 2023-07-26
Limit: FCC_Part15.209_RSE	Engineer: Carl Jiang
Probe: FMZB1519_0.009-30MHz	Polarity: Coplanar
EUT: HPE Aruba User Experience Sensor	Power: AC 120V/60Hz
Test Mode: Transmit by 802.11ax-HE160 at channel 6665MHz	

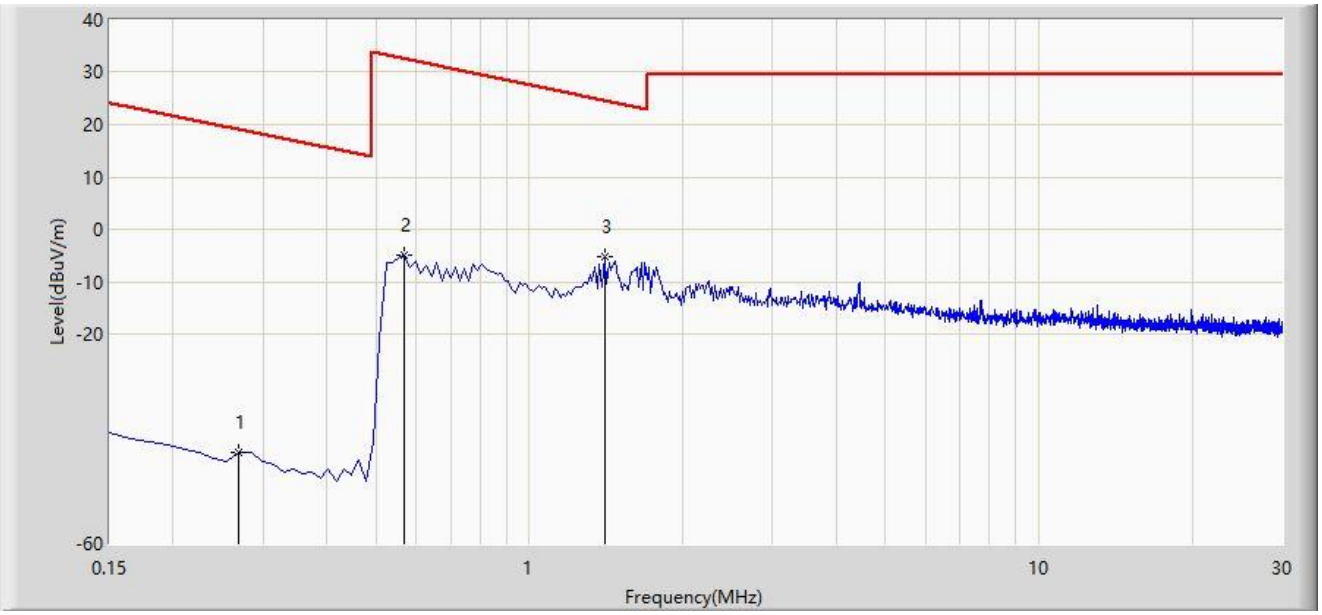

No	Mark	Frequency (MHz)	Measure Level (dBµV/m)	Reading Level (dBµV)	Margin (dB)	Limit (dBµV/m)	Factor (dB/m)	Type
1		0.269	-42.717	19.873	-61.723	19.006	-62.590	PK
2		0.568	-5.003	17.371	-37.524	32.521	-22.375	PK
3	*	1.404	-5.315	17.021	-29.997	24.682	-22.335	PK

Note 1: " * ", means this data is the worst emission level.

Note 2: Measure Level (dBµV/m) = Reading Level (dBµV) + Factor (dB/m).

Note 3: Factor (dB/m) = Cable Loss (dB) + Antenna Factor (dB/m) + 40log(d1/d2) (dB), d1 = 3m, d2 = 300m (9kHz-490kHz) or 30m (490kHz-30MHz).

Note 4: Quasi-Peak measurement was not performed when peak measure level was lower than the quasi-peak limit.

The Result of Radiated Emission below 1GHz:

Site: WZ-AC1	Test Date: 2023-08-11
Limit: FCC_Part15.209_RSE(3m)	Engineer: Ajin Fan
Probe: VULB 9168_25-2000MHz	Polarity: Horizontal
EUT: HPE Aruba User Experience Sensor	Power: AC 120V/60Hz
Test Mode: Transmit by 802.11ax-HE160 at channel 6665MHz	

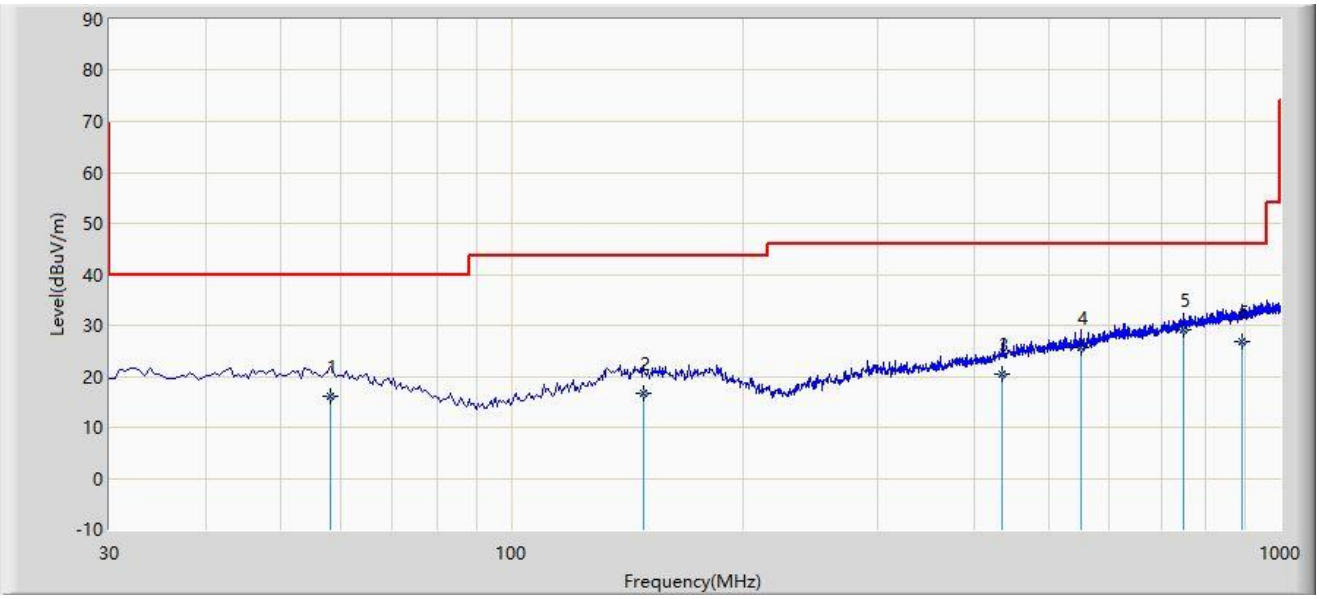

No	Mark	Frequency (MHz)	Measure Level (dBμV/m)	Reading Level (dBμV)	Margin (dB)	Limit (dBμV/m)	Factor (dB/m)	Type
1		58.260	15.994	-2.150	-24.006	40.000	18.144	QP
2		148.390	16.796	-1.260	-26.704	43.500	18.056	QP
3		435.260	20.520	-1.560	-25.480	46.000	22.080	QP
4		550.130	25.796	1.690	-20.204	46.000	24.106	QP
5	*	750.230	29.272	1.210	-16.728	46.000	28.062	QP
6		892.360	26.746	-2.450	-19.254	46.000	29.196	QP

Note 1: " * ", means this data is the worst emission level.

Note 2: Measure Level (dBμV/m) = Reading Level (dBμV) + Factor (dB/m).

Note 3: Factor (dB/m) = Cable Loss (dB) + Antenna Factor (dB/m).

Site: WZ-AC1	Test Date: 2023-08-11
Limit: FCC_Part15.209_RSE(3m)	Engineer: Ajin Fan
Probe: VULB 9168_25-2000MHz	Polarity: Vertical
EUT: HPE Aruba User Experience Sensor	Power: AC 120V/60Hz
Test Mode: Transmit by 802.11ax-HE160 at channel 6665MHz	

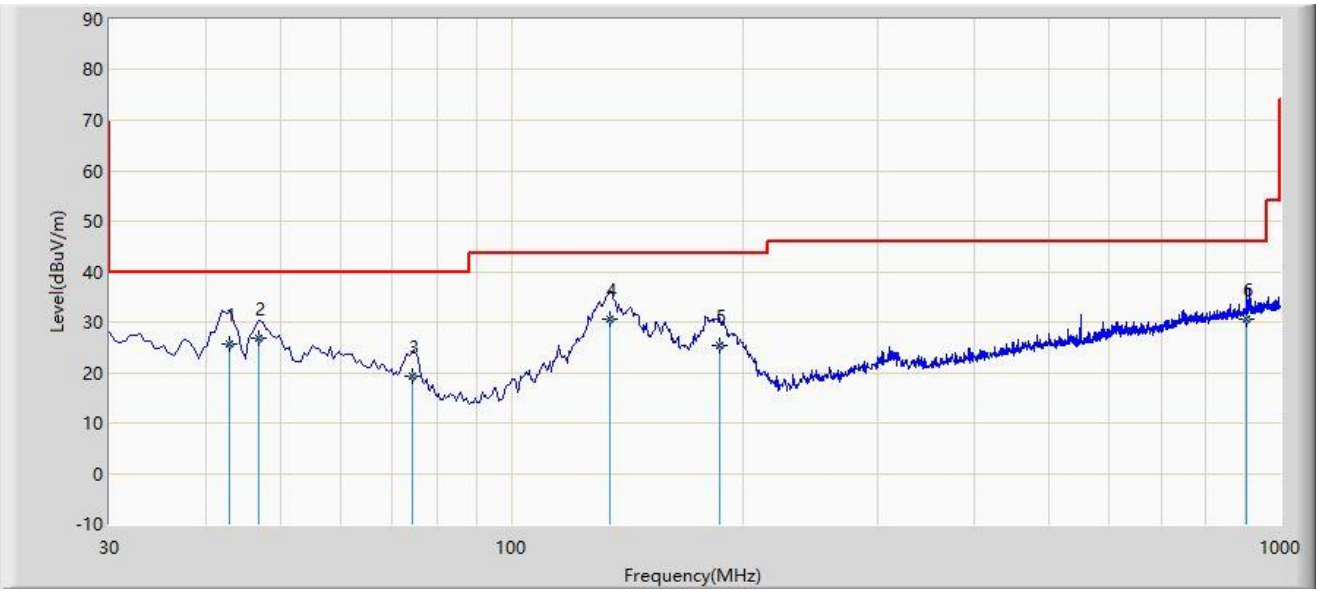

No	Mark	Frequency (MHz)	Measure Level (dBμV/m)	Reading Level (dBμV)	Margin (dB)	Limit (dBμV/m)	Factor (dB/m)	Type
1		43.020	25.577	7.260	-14.423	40.000	18.316	QP
2		46.930	26.773	8.250	-13.227	40.000	18.523	QP
3		74.230	19.303	3.690	-20.697	40.000	15.613	QP
4	*	134.520	30.500	13.250	-13.000	43.500	17.250	QP
5		186.210	25.297	9.230	-18.203	43.500	16.067	QP
6		904.230	30.556	1.120	-15.444	46.000	29.436	QP

Note 1: " * ", means this data is the worst emission level.

Note 2: Measure Level (dBμV/m) = Reading Level (dBμV) + Factor (dB/m).

Note 3: Factor (dB/m) = Cable Loss (dB) + Antenna Factor (dB/m).

The Result of Radiated Emission 1G ~ 18GHz:

Site: WZ-AC1	Test Date: 2023-07-20
Limit: FCC_Part15.209_RSE(3m)	Engineer: Carl Jiang
Probe: BBHA9120D_1167_1-18GHz	Polarity: Horizontal
EUT: HPE Aruba User Experience Sensor	Power: AC 120V/60Hz
Test Mode: Transmit by 802.11ax-HE40 at 6845MHz	

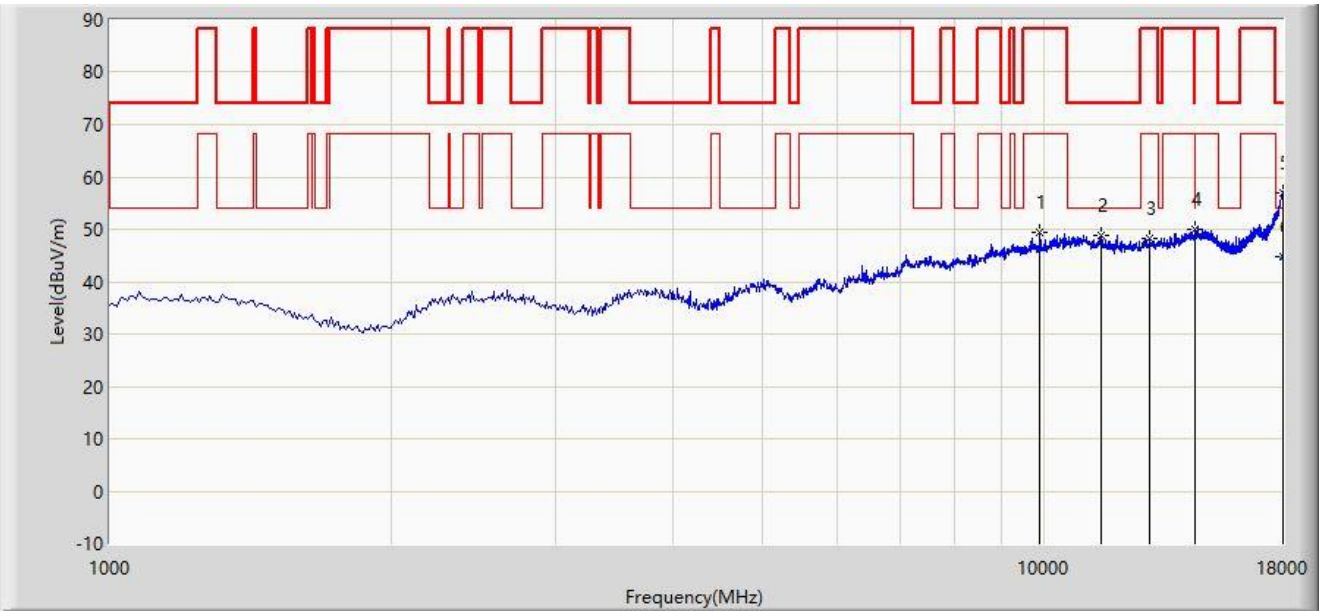

No	Mark	Frequency (MHz)	Measure Level (dBµV/m)	Reading Level (dBµV)	Margin (dB)	Limit (dBµV/m)	Factor (dB/m)	Type
1		9891.000	49.330	36.276	-38.870	88.200	13.054	PK
2		11480.500	48.943	35.958	-25.057	74.000	12.985	PK
3		12976.500	48.238	35.478	-39.962	88.200	12.761	PK
4	*	14481.000	50.099	34.946	-23.901	74.000	15.153	PK
5		17974.500	56.962	34.153	-17.038	74.000	22.809	PK
6		17974.500	44.865	22.056	-9.135	54.000	22.809	AV

Note 1: " * ", means this data is the worst emission level.

Note 2: Measure Level (dBµV/m) = Reading Level (dBµV) + Factor (dB/m).

Note 3: Factor (dB/m) = Cable Loss (dB) + Antenna Factor (dB/m) - Pre_Amplifier Gain (dB).

Note 4: Average measurement was not performed when peak measure level was lower than the average limit.

Site: WZ-AC1	Test Date: 2023-07-20
Limit: FCC_Part15.209_RSE(3m)	Engineer: Carl Jiang
Probe: BBHA9120D_1167_1-18GHz	Polarity: Vertical
EUT: HPE Aruba User Experience Sensor	Power: AC 120V/60Hz
Test Mode: Transmit by 802.11ax-HE40 at 6845MHz	

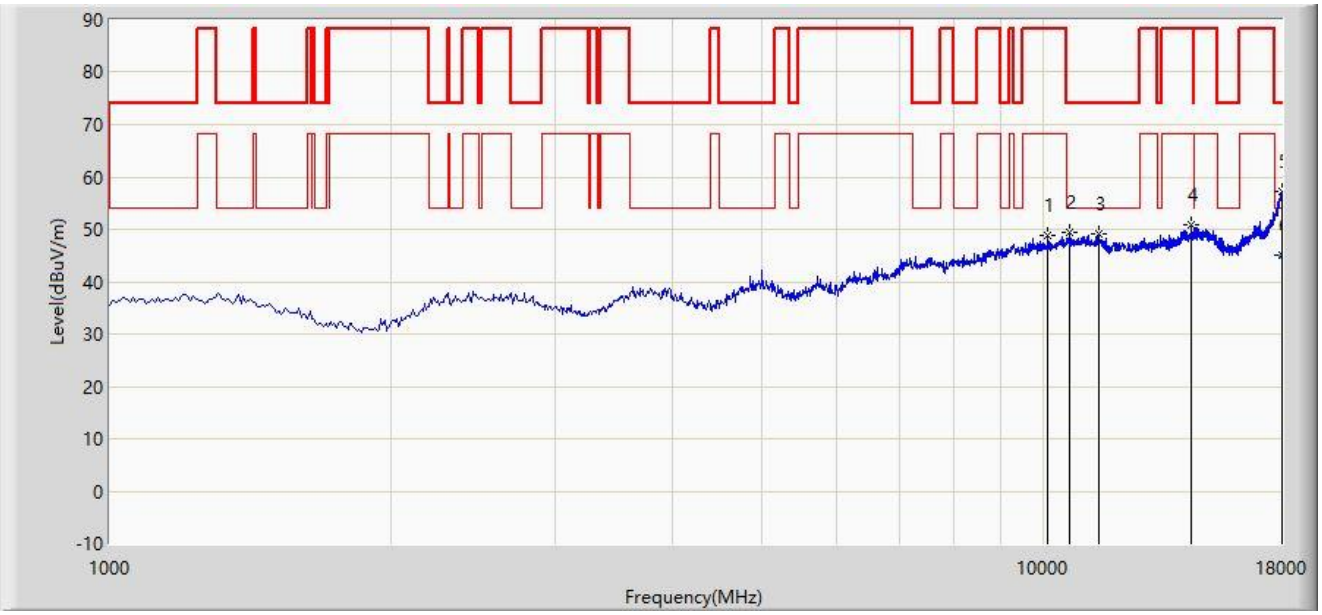

No	Mark	Frequency (MHz)	Measure Level (dBµV/m)	Reading Level (dBµV)	Margin (dB)	Limit (dBµV/m)	Factor (dB/m)	Type
1		10095.000	48.795	35.627	-39.405	88.200	13.168	PK
2	*	10647.500	49.489	35.400	-24.511	74.000	14.089	PK
3		11446.500	49.103	36.071	-24.897	74.000	13.032	PK
4		14379.000	50.738	35.690	-37.462	88.200	15.048	PK
5		17991.500	57.177	34.236	-16.823	74.000	22.941	PK
6		17991.500	44.980	22.039	-9.020	54.000	22.941	AV

Note 1: " * ", means this data is the worst emission level.

Note 2: Measure Level (dBµV/m) = Reading Level (dBµV) + Factor (dB/m).

Note 3: Factor (dB/m) = Cable Loss (dB) + Antenna Factor (dB/m) - Pre_Amplifier Gain (dB).

Note 4: Average measurement was not performed when peak measure level was lower than the average limit.

The Result of Radiated Emission 18G ~ 40GHz:

Site: WZ-AC2	Test Date: 2023-08-11
Limit: FCC_Part15.209_RSE(3m)	Engineer: Dick Shen
Probe: BBHA9170_993_18-40GHz	Polarity: Horizontal
EUT: HPE Aruba User Experience Sensor	Power: AC 120V/60Hz
Test Mode: Transmit by 802.11ax-HE160 at channel 6665MHz	

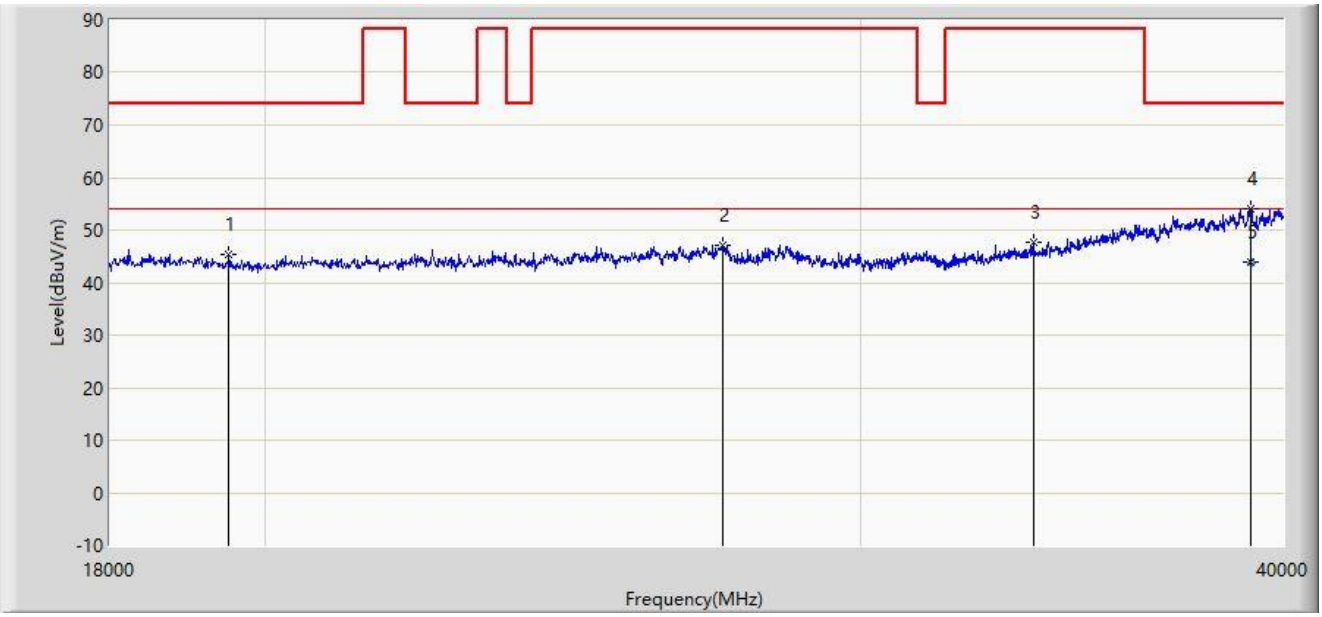

No	Mark	Frequency (MHz)	Measure Level (dBμV/m)	Reading Level (dBμV)	Margin (dB)	Limit (dBμV/m)	Factor (dB/m)	Type
1		19518.000	45.392	55.766	-28.608	74.000	-10.374	PK
2		27317.000	47.135	53.810	-41.065	88.200	-6.676	PK
3		33741.000	47.645	54.875	-40.555	88.200	-7.230	PK
4		39131.000	53.975	55.916	-20.025	74.000	-1.941	PK
5	*	39131.000	43.859	45.800	-10.141	54.000	-1.941	AV

Note 1: " * ", means this data is the worst emission level.

Note 2: Measure Level (dBμV/m) = Reading Level (dBμV) + Factor (dB/m).

Note 3: Factor (dB/m) = Cable Loss (dB) + Antenna Factor (dB/m) - Pre_Amplifier Gain (dB).

Note 4: Average measurement was not performed when peak measure level was lower than the average limit.

Site: WZ-AC2	Test Date: 2023-08-11
Limit: FCC_Part15.209_RSE(3m)	Engineer: Dick Shen
Probe: BBHA9170_993_18-40GHz	Polarity: Vertical
EUT: HPE Aruba User Experience Sensor	Power: AC 120V/60Hz
Test Mode: Transmit by 802.11ax-HE160 at channel 6665MHz	

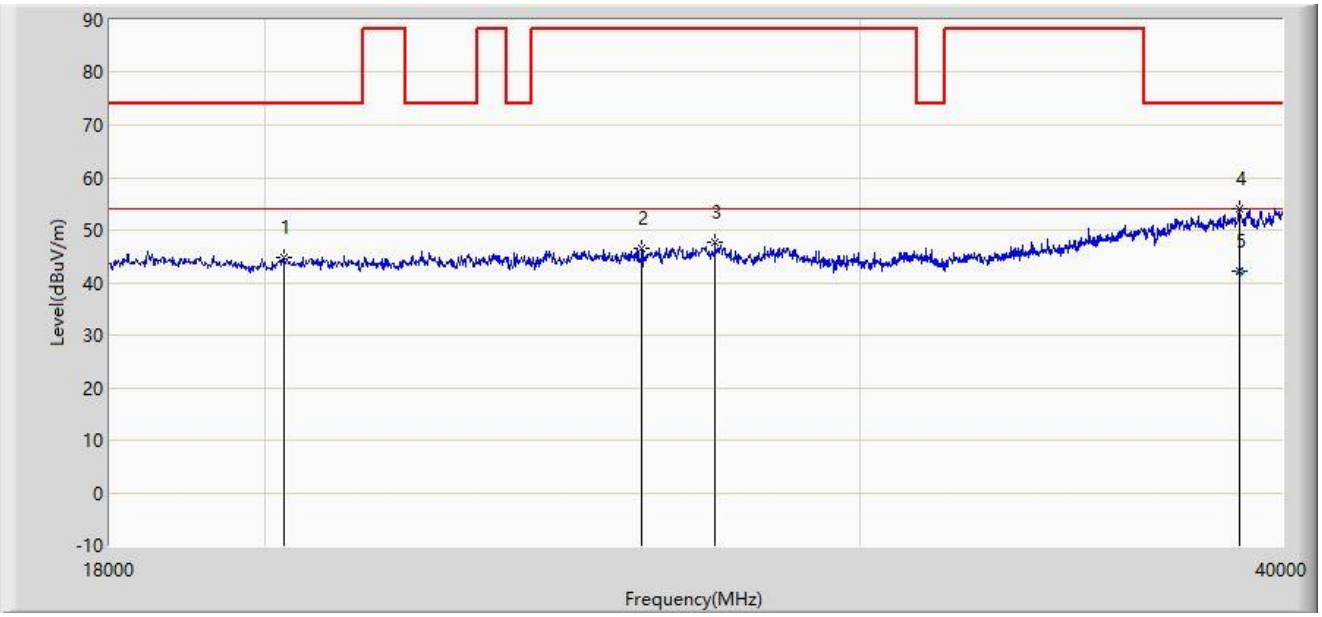

No	Mark	Frequency (MHz)	Measure Level (dBμV/m)	Reading Level (dBμV)	Margin (dB)	Limit (dBμV/m)	Factor (dB/m)	Type
1		20266.000	44.786	54.713	-29.214	74.000	-9.927	PK
2		25865.000	46.520	53.296	-41.680	88.200	-6.776	PK
3		27185.000	47.539	54.410	-40.661	88.200	-6.871	PK
4		38845.000	54.026	56.255	-19.974	74.000	-2.229	PK
5	*	38845.000	42.271	44.500	-11.729	54.000	-2.229	AV

Note 1: " * ", means this data is the worst emission level.

Note 2: Measure Level (dBμV/m) = Reading Level (dBμV) + Factor (dB/m).

Note 3: Factor (dB/m) = Cable Loss (dB) + Antenna Factor (dB/m) - Pre_Amplifier Gain (dB).

Note 4: Average measurement was not performed when peak measure level was lower than the average limit.

A.9 Radiated Restricted Band Edge Test Result

Client operate under Indoor Access Point

Site: WZ-AC2	Test Date: 2023-07-06
Limit: FCC_6G_RE(3m)	Engineer: Edith Yu
Probe: BBHA9120D_1457_1-18GHz	Polarity: Horizontal
EUT: HPE Aruba User Experience Sensor	Power: AC 120V/60Hz
Test Mode: Transmit by 802.11ax-HE20 at 5955MHz	

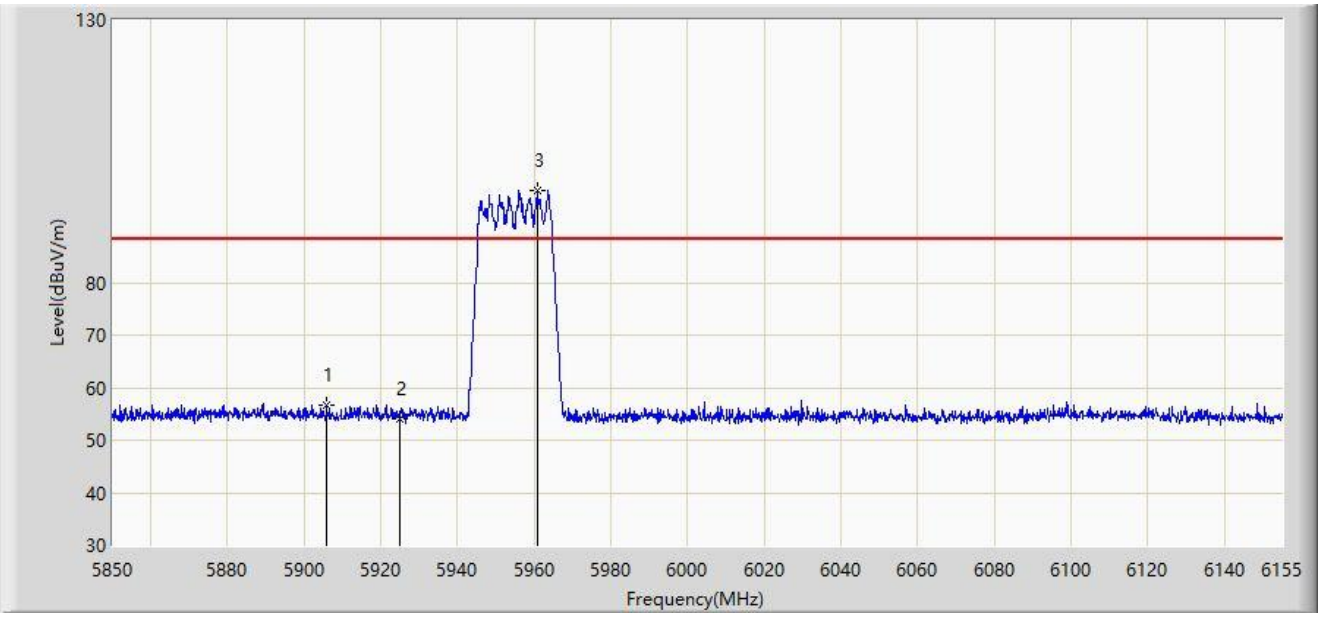

No	Mark	Frequency (MHz)	Measure Level (dBμV/m)	Reading Level (dBμV)	Margin (dB)	Limit (dBμV/m)	Factor (dB/m)	Type
1	*	5905.815	56.640	51.476	-31.560	88.200	5.164	PK
2		5925.000	54.144	48.874	-34.056	88.200	5.271	PK
3		5960.868	97.634	92.223	N/A	N/A	5.410	PK

Note 1: " * ", means this data is the worst emission level.

Note 2: Measure Level (dBμV/m) = Reading Level (dBμV) + Factor (dB/m).

Note 3: Factor (dB/m) = Cable Loss (dB) + Antenna Factor (dB/m) - Pre_Amplifier Gain (dB).

Site: WZ-AC2	Test Date: 2023-07-06
Limit: FCC_6G_RE(3m)	Engineer: Edith Yu
Probe: BBHA9120D_1457_1-18GHz	Polarity: Horizontal
EUT: HPE Aruba User Experience Sensor	Power: AC 120V/60Hz
Test Mode: Transmit by 802.11ax-HE20 at 5955MHz	

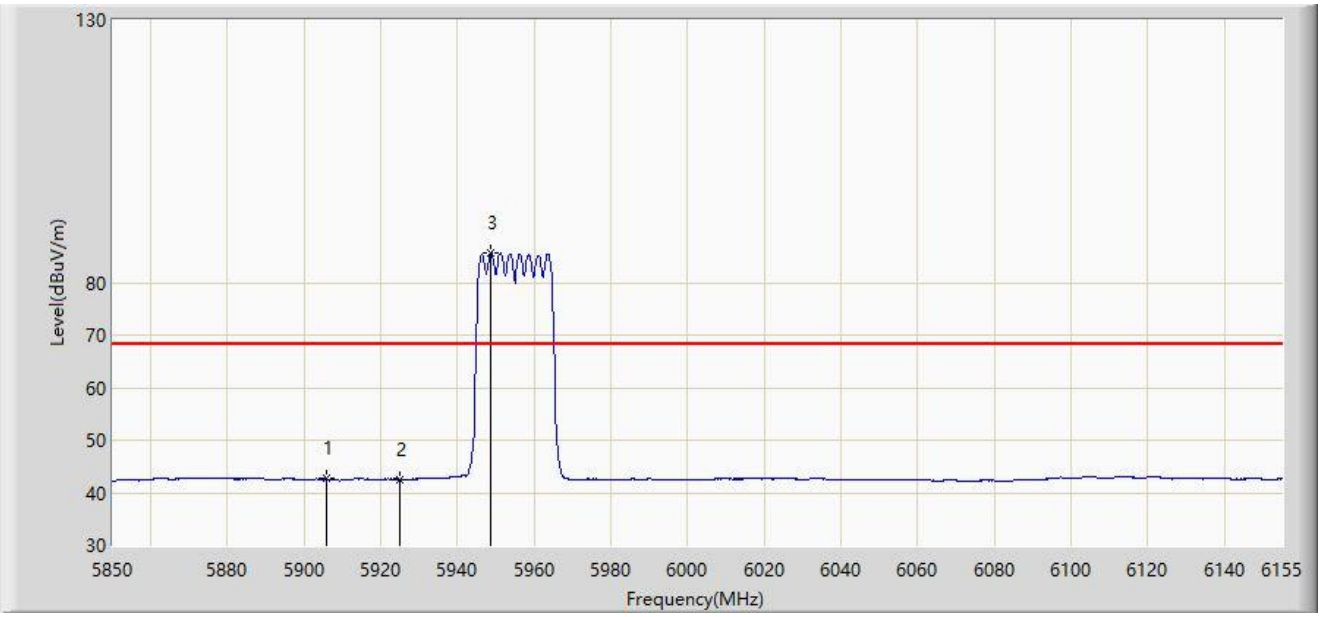

No	Mark	Frequency (MHz)	Measure Level (dBµV/m)	Reading Level (dBµV)	Margin (dB)	Limit (dBµV/m)	Factor (dB/m)	Type
1	*	5905.815	42.642	37.478	-25.558	68.200	5.164	AV
2		5925.000	42.540	37.270	-25.660	68.200	5.271	AV
3		5948.515	85.509	80.128	N/A	N/A	5.382	AV

Note 1: " * ", means this data is the worst emission level.

Note 2: Measure Level (dBµV/m) = Reading Level (dBµV) + Factor (dB/m).

Note 3: Factor (dB/m) = Cable Loss (dB) + Antenna Factor (dB/m) - Pre_Amplifier Gain (dB).

Site: WZ-AC2	Test Date: 2023-07-06
Limit: FCC_6G_RE(3m)	Engineer: Edith Yu
Probe: BBHA9120D_1457_1-18GHz	Polarity: Vertical
EUT: HPE Aruba User Experience Sensor	Power: AC 120V/60Hz
Test Mode: Transmit by 802.11ax-HE20 at 5955MHz	

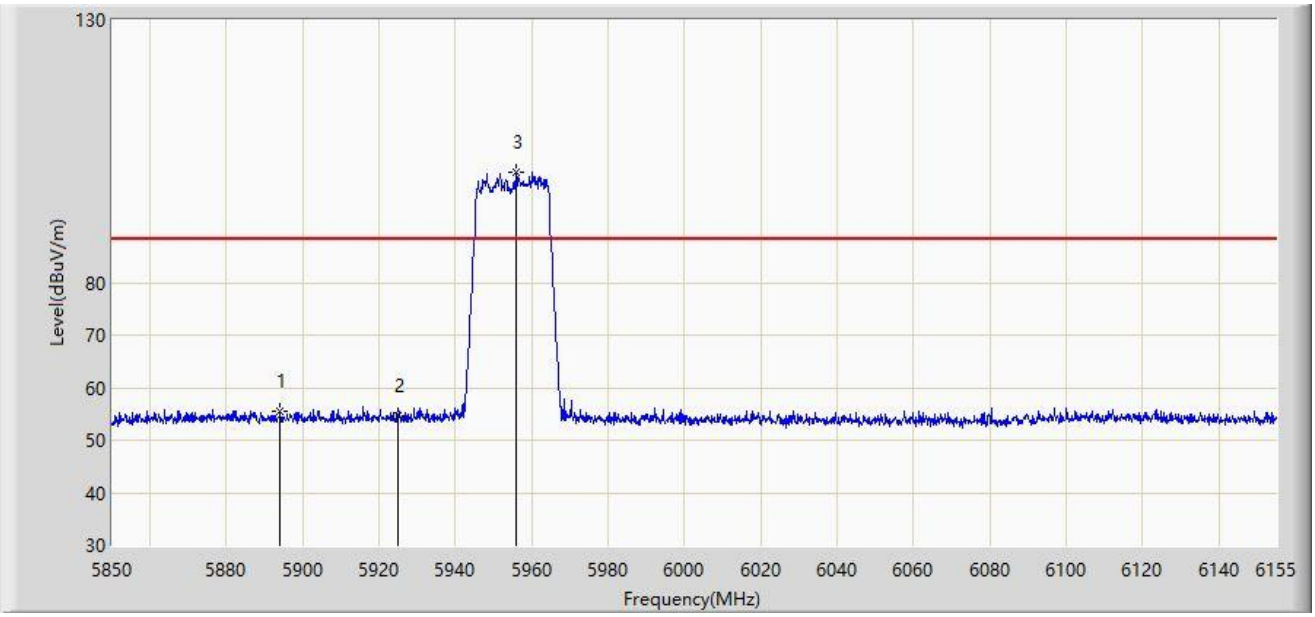

No	Mark	Frequency (MHz)	Measure Level (dBµV/m)	Reading Level (dBµV)	Margin (dB)	Limit (dBµV/m)	Factor (dB/m)	Type
1	*	5894.072	55.629	50.475	-32.571	88.200	5.154	PK
2		5925.000	54.612	49.342	-33.588	88.200	5.271	PK
3		5955.835	100.907	95.502	N/A	N/A	5.405	PK

Note 1: " * ", means this data is the worst emission level.

Note 2: Measure Level (dBµV/m) = Reading Level (dBµV) + Factor (dB/m).

Note 3: Factor (dB/m) = Cable Loss (dB) + Antenna Factor (dB/m) - Pre_Amplifier Gain (dB).

Site: WZ-AC2	Test Date: 2023-07-06
Limit: FCC_6G_RE(3m)	Engineer: Edith Yu
Probe: BBHA9120D_1457_1-18GHz	Polarity: Vertical
EUT: HPE Aruba User Experience Sensor	Power: AC 120V/60Hz
Test Mode: Transmit by 802.11ax-HE20 at 5955MHz	

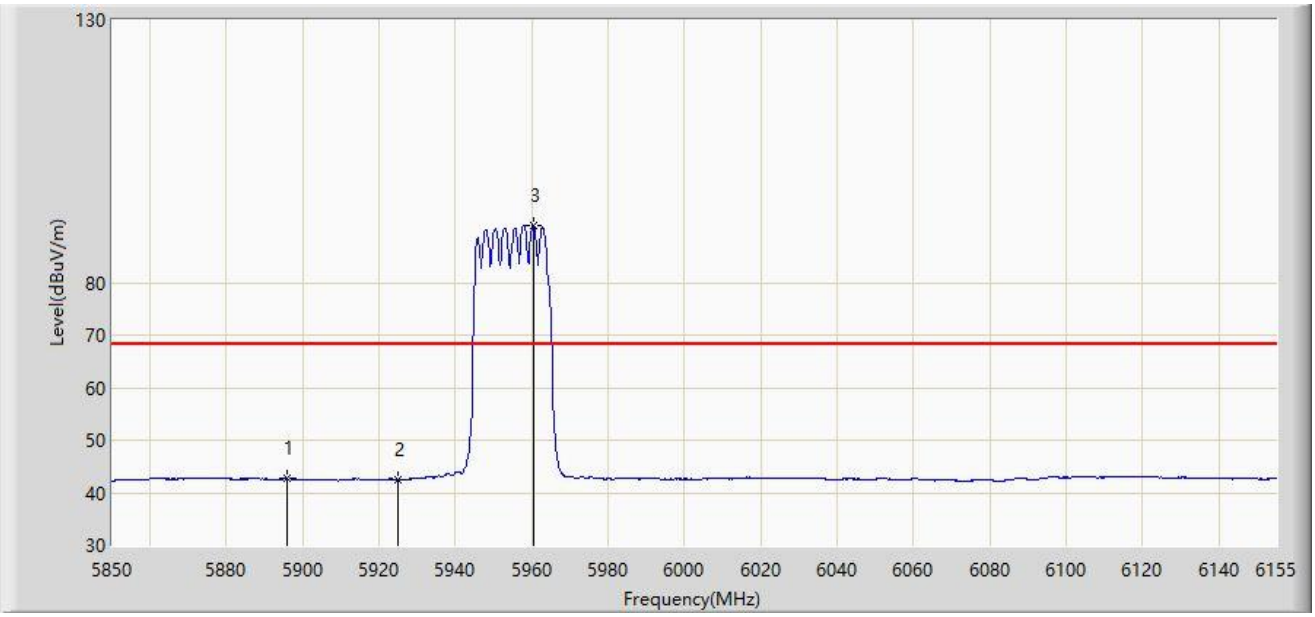

No	Mark	Frequency (MHz)	Measure Level (dBµV/m)	Reading Level (dBµV)	Margin (dB)	Limit (dBµV/m)	Factor (dB/m)	Type
1	*	5895.902	42.662	37.518	-25.538	68.200	5.144	AV
2		5925.000	42.582	37.312	-25.618	68.200	5.271	AV
3		5960.410	90.799	85.384	N/A	N/A	5.415	AV

Note 1: " * ", means this data is the worst emission level.

Note 2: Measure Level (dBµV/m) = Reading Level (dBµV) + Factor (dB/m).

Note 3: Factor (dB/m) = Cable Loss (dB) + Antenna Factor (dB/m) - Pre_Amplifier Gain (dB).

Site: WZ-AC2	Test Date: 2023-07-06
Limit: FCC_6G_RE(3m)	Engineer: Edith Yu
Probe: BBHA9120D_1457_1-18GHz	Polarity: Horizontal
EUT: HPE Aruba User Experience Sensor	Power: AC 120V/60Hz
Test Mode: Transmit by 802.11ax-HE20 at 7095MHz	

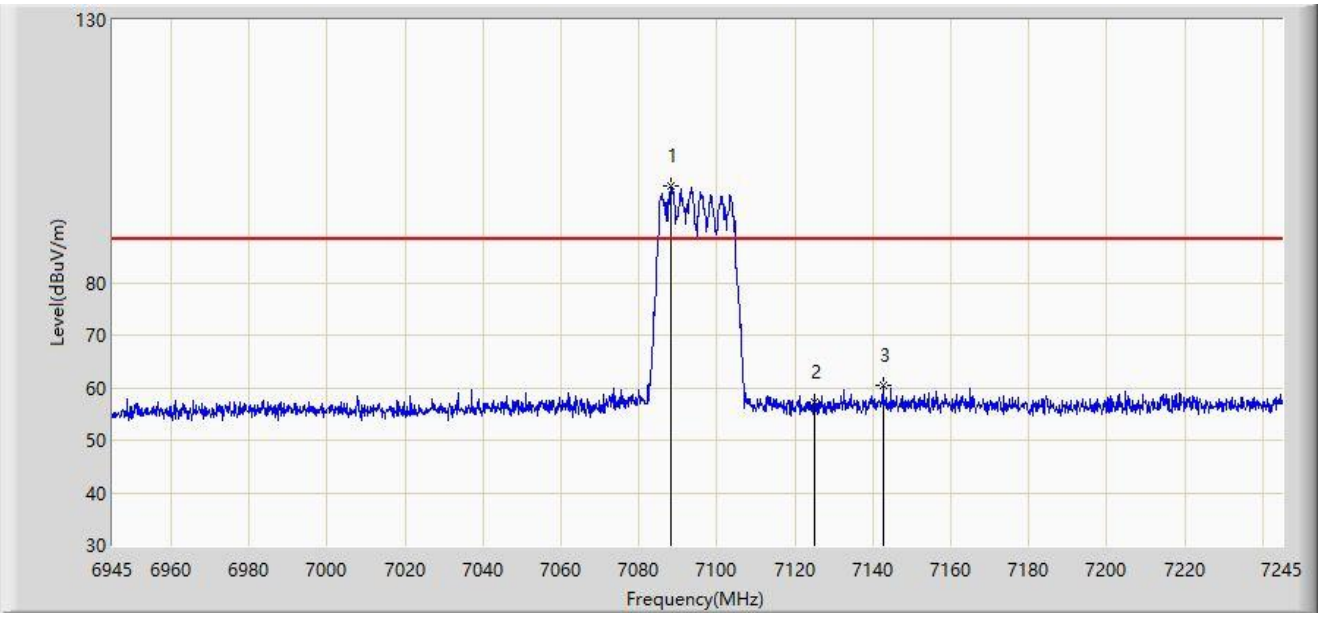

No	Mark	Frequency (MHz)	Measure Level (dBµV/m)	Reading Level (dBµV)	Margin (dB)	Limit (dBµV/m)	Factor (dB/m)	Type
1		7088.100	98.528	87.671	N/A	N/A	10.857	PK
2		7125.000	57.115	46.051	-31.085	88.200	11.064	PK
3	*	7142.700	60.361	48.812	-27.839	88.200	11.548	PK

Note 1: " * ", means this data is the worst emission level.

Note 2: Measure Level (dBµV/m) = Reading Level (dBµV) + Factor (dB/m).

Note 3: Factor (dB/m) = Cable Loss (dB) + Antenna Factor (dB/m) - Pre_Amplifier Gain (dB).

Site: WZ-AC2	Test Date: 2023-07-06
Limit: FCC_6G_RE(3m)	Engineer: Edith Yu
Probe: BBHA9120D_1457_1-18GHz	Polarity: Horizontal
EUT: HPE Aruba User Experience Sensor	Power: AC 120V/60Hz
Test Mode: Transmit by 802.11ax-HE20 at 7095MHz	

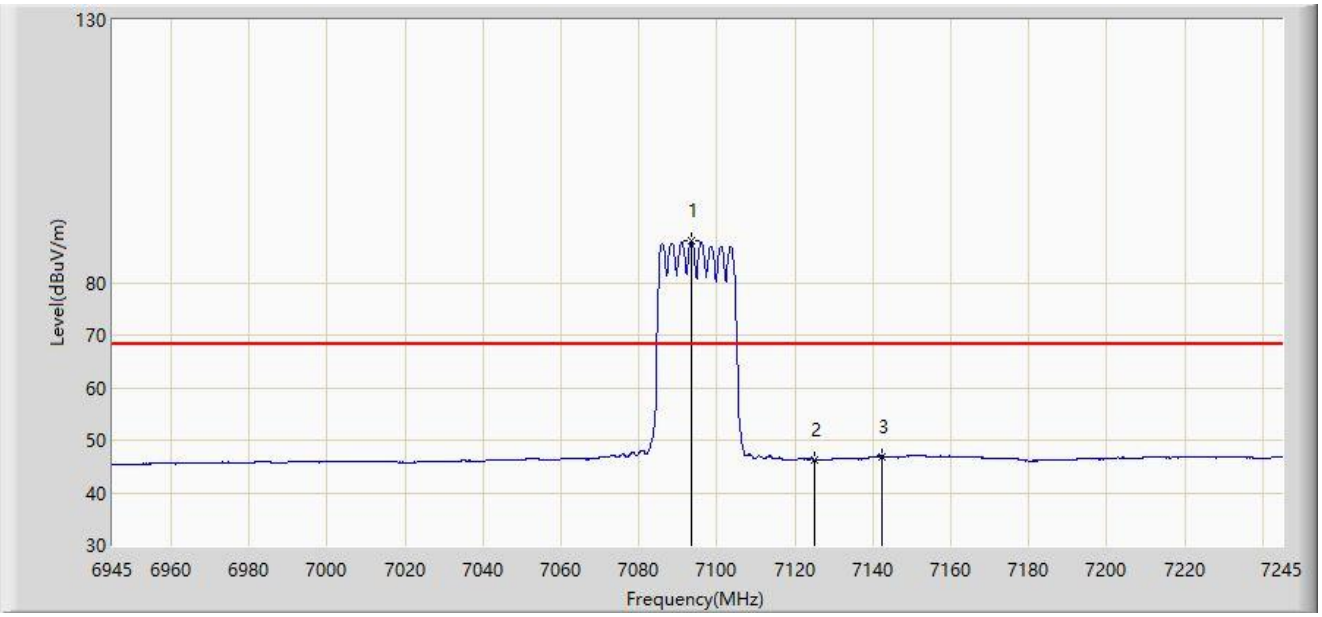

No	Mark	Frequency (MHz)	Measure Level (dBµV/m)	Reading Level (dBµV)	Margin (dB)	Limit (dBµV/m)	Factor (dB/m)	Type
1		7093.500	87.921	77.086	N/A	N/A	10.835	AV
2		7125.000	46.304	35.240	-21.896	68.200	11.064	AV
3	*	7142.250	46.927	35.388	-21.273	68.200	11.539	AV

Note 1: " * ", means this data is the worst emission level.

Note 2: Measure Level (dBµV/m) = Reading Level (dBµV) + Factor (dB/m).

Note 3: Factor (dB/m) = Cable Loss (dB) + Antenna Factor (dB/m) - Pre_Amplifier Gain (dB).

Site: WZ-AC2	Test Date: 2023-07-06
Limit: FCC_6G_RE(3m)	Engineer: Edith Yu
Probe: BBHA9120D_1457_1-18GHz	Polarity: Vertical
EUT: HPE Aruba User Experience Sensor	Power: AC 120V/60Hz
Test Mode: Transmit by 802.11ax-HE20 at 7095MHz	

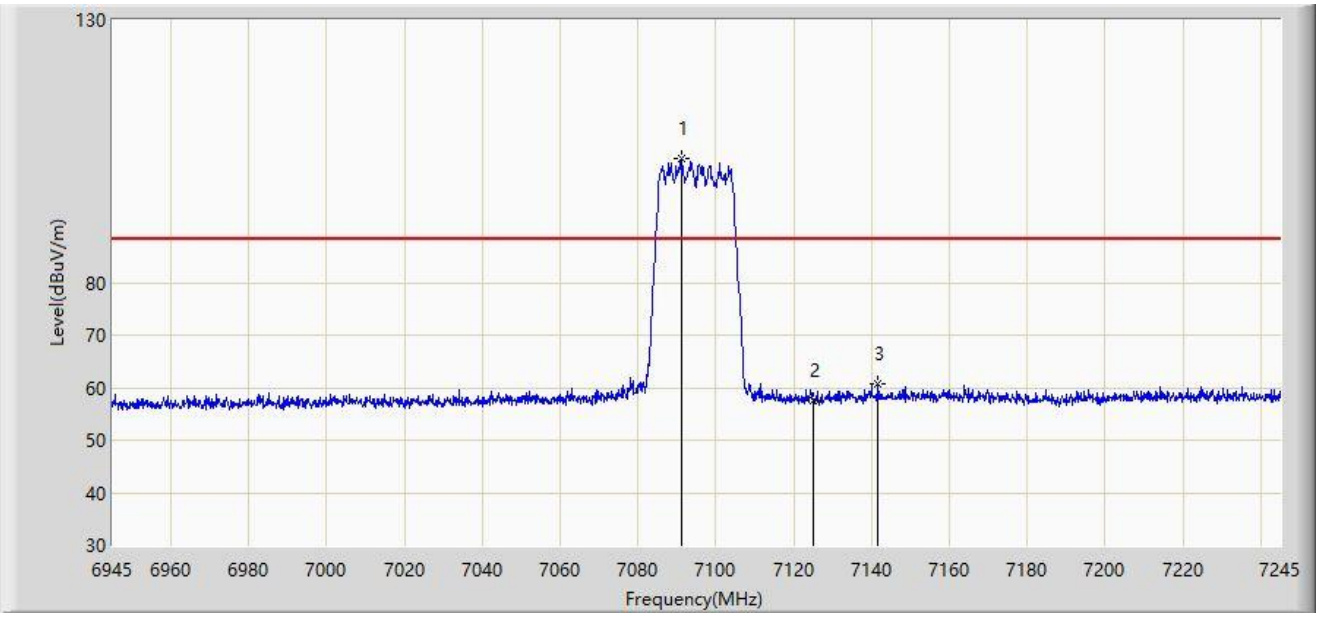

No	Mark	Frequency (MHz)	Measure Level (dBµV/m)	Reading Level (dBµV)	Margin (dB)	Limit (dBµV/m)	Factor (dB/m)	Type
1		7091.100	103.696	92.852	N/A	N/A	10.845	PK
2		7125.000	57.454	46.390	-30.746	88.200	11.064	PK
3	*	7141.800	60.601	49.071	-27.599	88.200	11.530	PK

Note 1: " * ", means this data is the worst emission level.

Note 2: Measure Level (dBµV/m) = Reading Level (dBµV) + Factor (dB/m).

Note 3: Factor (dB/m) = Cable Loss (dB) + Antenna Factor (dB/m) - Pre_Amplifier Gain (dB).

Site: WZ-AC2	Test Date: 2023-07-06
Limit: FCC_6G_RE(3m)	Engineer: Edith Yu
Probe: BBHA9120D_1457_1-18GHz	Polarity: Vertical
EUT: HPE Aruba User Experience Sensor	Power: AC 120V/60Hz
Test Mode: Transmit by 802.11ax-HE20 at 7095MHz	

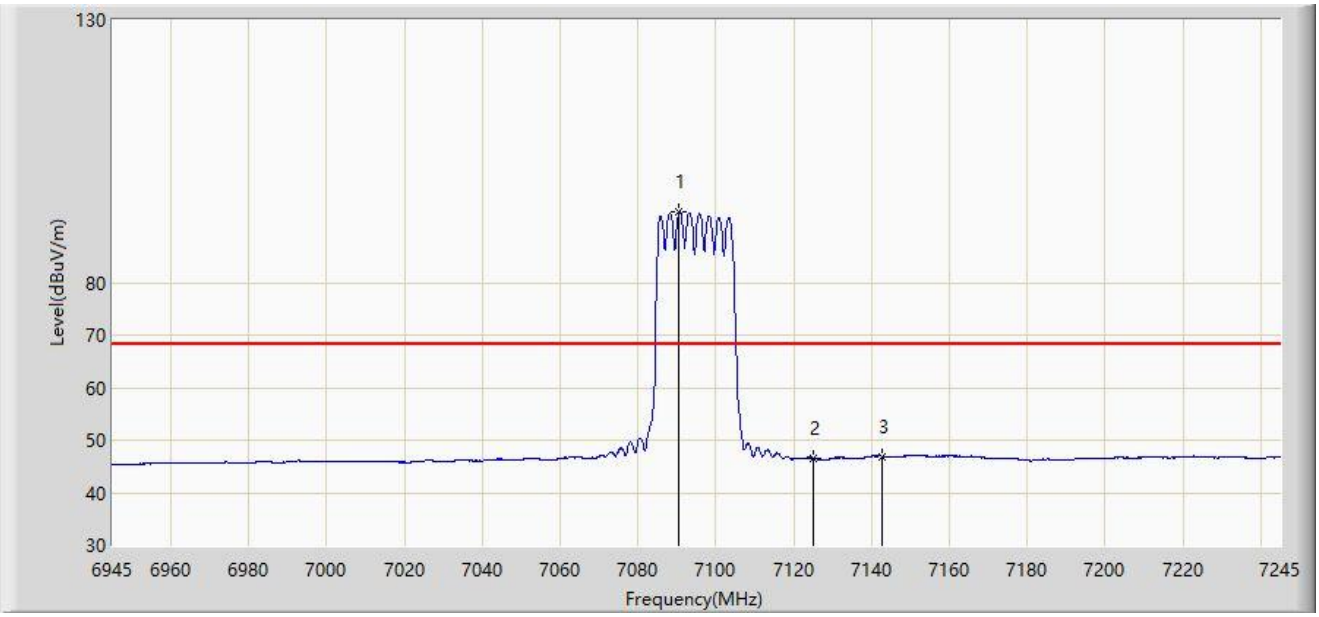

No	Mark	Frequency (MHz)	Measure Level (dBµV/m)	Reading Level (dBµV)	Margin (dB)	Limit (dBµV/m)	Factor (dB/m)	Type
1		7090.650	93.377	82.531	N/A	N/A	10.847	AV
2		7125.000	46.509	35.445	-21.691	68.200	11.064	AV
3	*	7142.700	46.935	35.386	-21.265	68.200	11.548	AV

Note 1: " * ", means this data is the worst emission level.

Note 2: Measure Level (dBµV/m) = Reading Level (dBµV) + Factor (dB/m).

Note 3: Factor (dB/m) = Cable Loss (dB) + Antenna Factor (dB/m) - Pre_Amplifier Gain (dB).

Site: WZ-AC2	Test Date: 2023-07-06
Limit: FCC_6G_RE(3m)	Engineer: Edith Yu
Probe: BBHA9120D_1457_1-18GHz	Polarity: Horizontal
EUT: HPE Aruba User Experience Sensor	Power: AC 120V/60Hz
Test Mode: Transmit by 802.11ax-HE40 at 5965MHz	

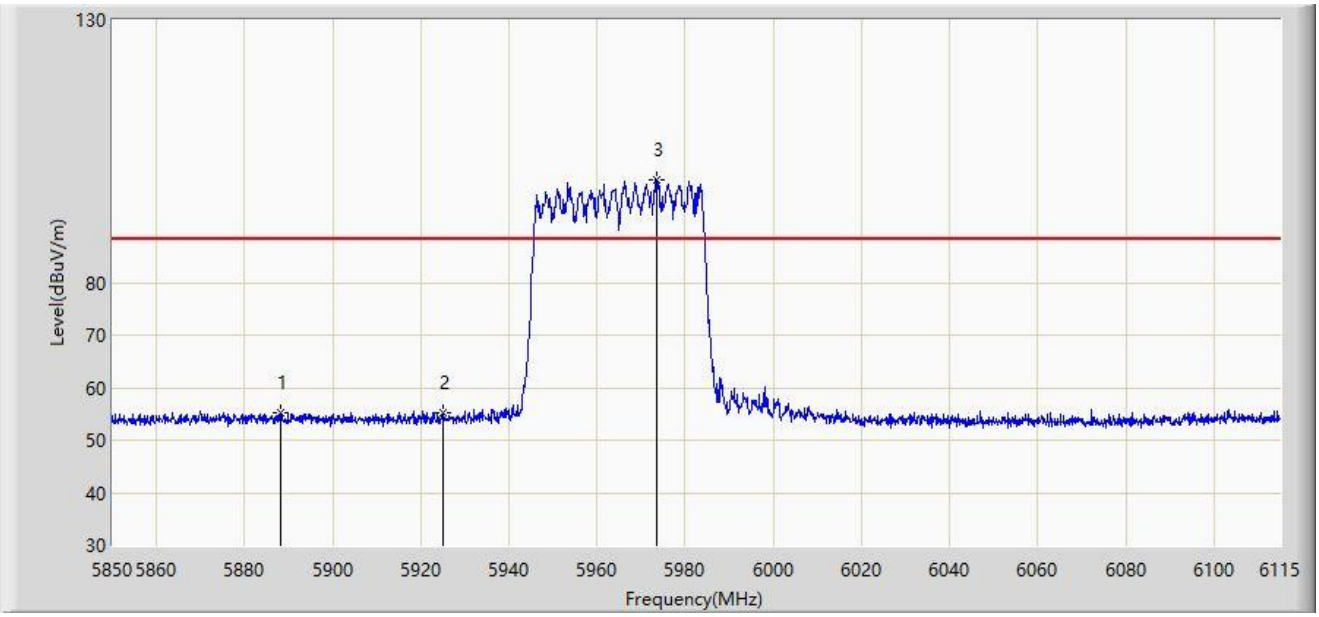

No	Mark	Frequency (MHz)	Measure Level (dBµV/m)	Reading Level (dBµV)	Margin (dB)	Limit (dBµV/m)	Factor (dB/m)	Type
1	*	5888.160	55.211	50.028	-32.989	88.200	5.184	PK
2		5925.000	55.115	49.845	-33.085	88.200	5.271	PK
3		5973.623	99.669	94.378	N/A	N/A	5.291	PK

Note 1: " * ", means this data is the worst emission level.

Note 2: Measure Level (dBµV/m) = Reading Level (dBµV) + Factor (dB/m).

Note 3: Factor (dB/m) = Cable Loss (dB) + Antenna Factor (dB/m) - Pre_Amplifier Gain (dB).

Site: WZ-AC2	Test Date: 2023-07-06
Limit: FCC_6G_RE(3m)	Engineer: Edith Yu
Probe: BBHA9120D_1457_1-18GHz	Polarity: Horizontal
EUT: HPE Aruba User Experience Sensor	Power: AC 120V/60Hz
Test Mode: Transmit by 802.11ax-HE40 at 5965MHz	

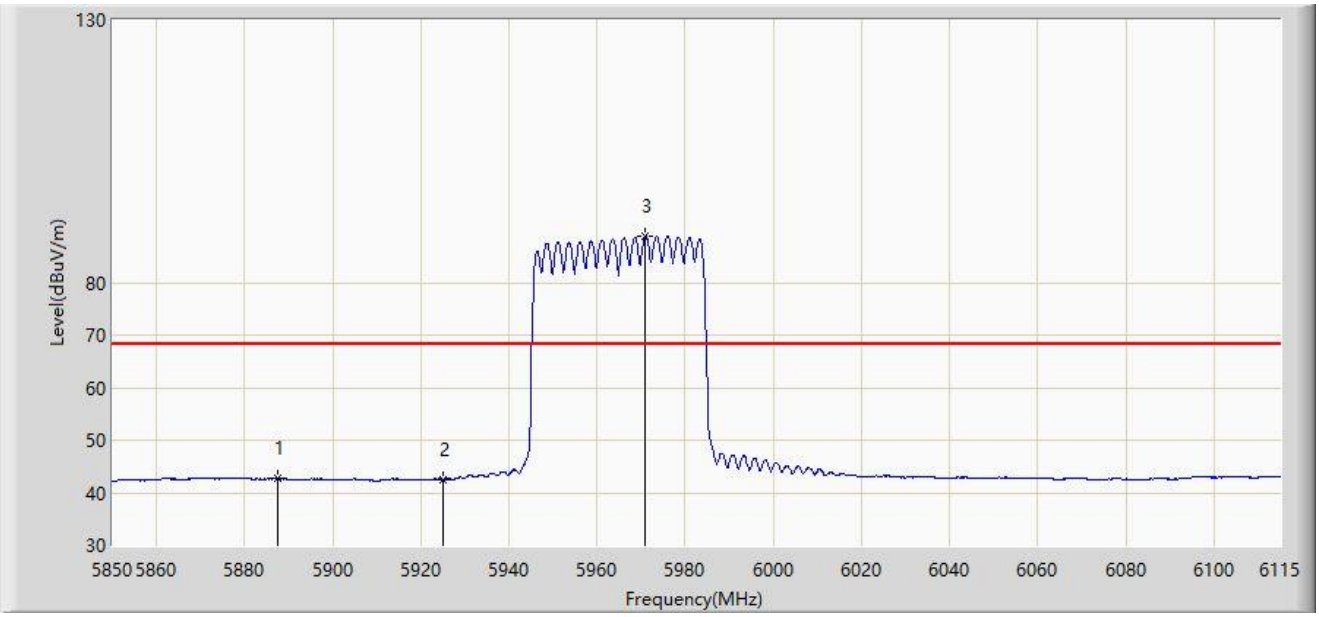

No	Mark	Frequency (MHz)	Measure Level (dBµV/m)	Reading Level (dBµV)	Margin (dB)	Limit (dBµV/m)	Factor (dB/m)	Type
1	*	5887.365	42.650	37.469	-25.550	68.200	5.182	AV
2		5925.000	42.571	37.301	-25.629	68.200	5.271	AV
3		5970.973	88.738	83.422	N/A	N/A	5.316	AV

Note 1: " * ", means this data is the worst emission level.

Note 2: Measure Level (dBµV/m) = Reading Level (dBµV) + Factor (dB/m).

Note 3: Factor (dB/m) = Cable Loss (dB) + Antenna Factor (dB/m) - Pre_Amplifier Gain (dB).

Site: WZ-AC2	Test Date: 2023-07-06
Limit: FCC_6G_RE(3m)	Engineer: Edith Yu
Probe: BBHA9120D_1457_1-18GHz	Polarity: Vertical
EUT: HPE Aruba User Experience Sensor	Power: AC 120V/60Hz
Test Mode: Transmit by 802.11ax-HE40 at 5965MHz	

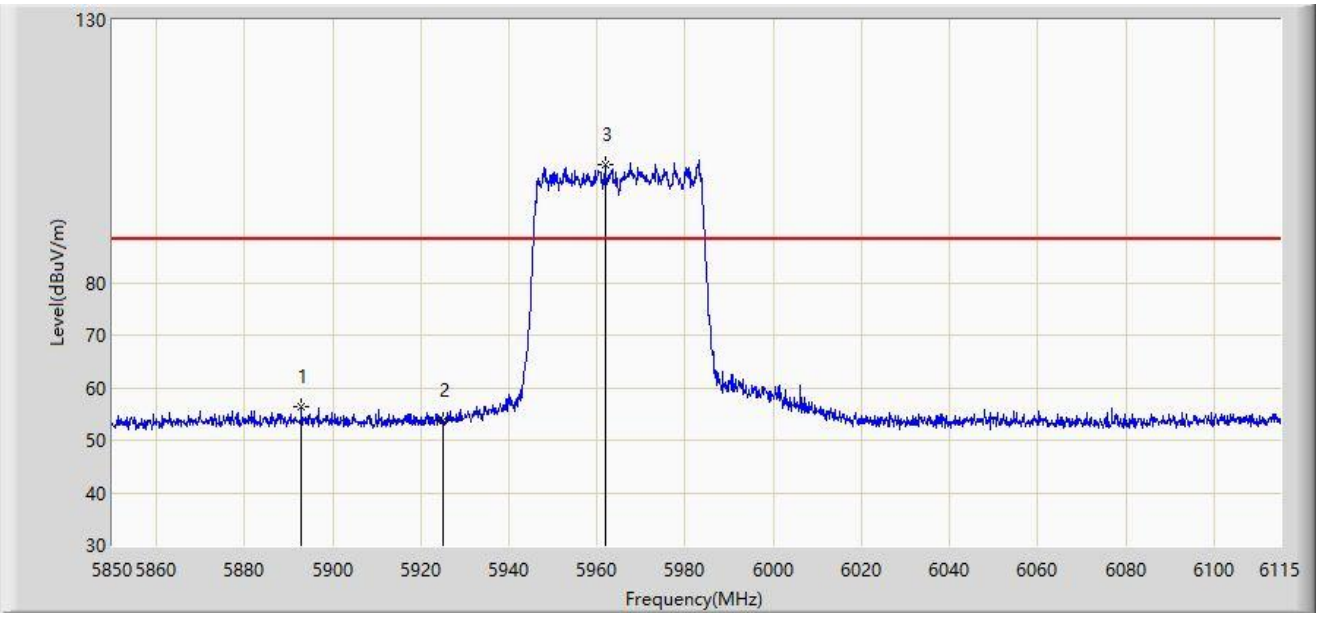

No	Mark	Frequency (MHz)	Measure Level (dBµV/m)	Reading Level (dBµV)	Margin (dB)	Limit (dBµV/m)	Factor (dB/m)	Type
1	*	5892.930	56.439	51.280	-31.761	88.200	5.159	PK
2		5925.000	53.640	48.370	-34.560	88.200	5.271	PK
3		5961.830	102.606	97.205	N/A	N/A	5.402	PK

Note 1: " * ", means this data is the worst emission level.

Note 2: Measure Level (dBµV/m) = Reading Level (dBµV) + Factor (dB/m).

Note 3: Factor (dB/m) = Cable Loss (dB) + Antenna Factor (dB/m) - Pre_Amplifier Gain (dB).

Site: WZ-AC2	Test Date: 2023-07-06
Limit: FCC_6G_RE(3m)	Engineer: Edith Yu
Probe: BBHA9120D_1457_1-18GHz	Polarity: Vertical
EUT: HPE Aruba User Experience Sensor	Power: AC 120V/60Hz
Test Mode: Transmit by 802.11ax-HE40 at 5965MHz	

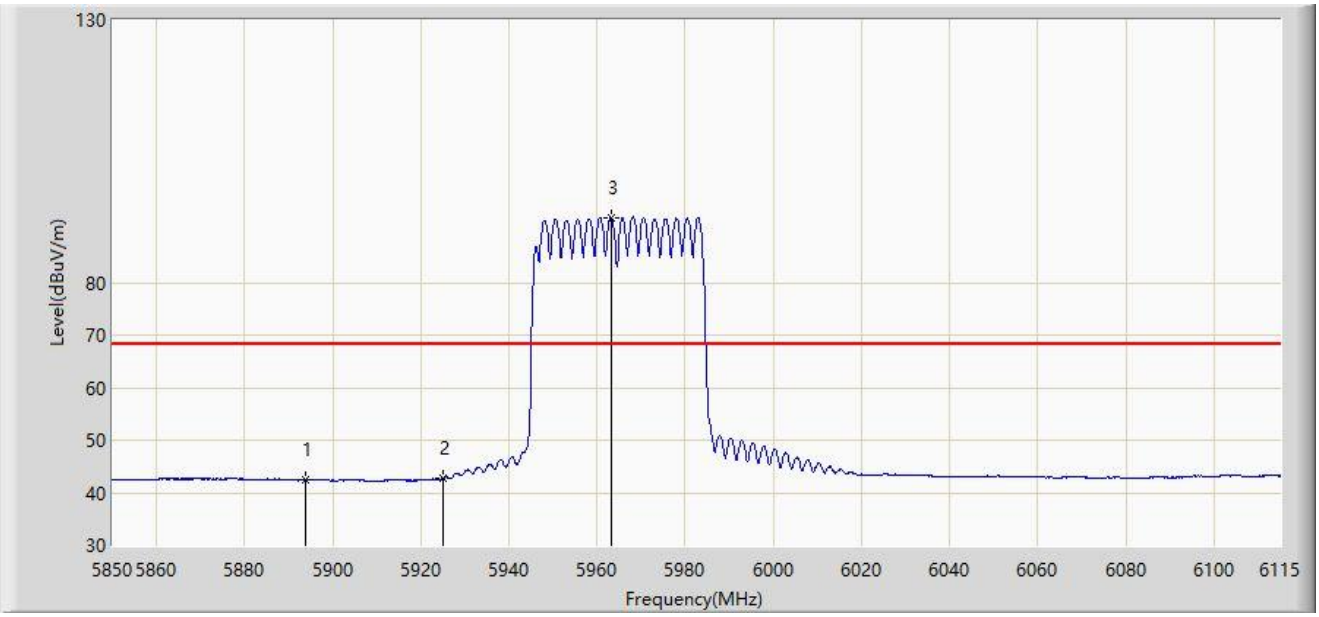

No	Mark	Frequency (MHz)	Measure Level (dBµV/m)	Reading Level (dBµV)	Margin (dB)	Limit (dBµV/m)	Factor (dB/m)	Type
1		5893.990	42.459	37.305	-25.741	68.200	5.154	AV
2	*	5925.000	42.821	37.551	-25.379	68.200	5.271	AV
3		5963.155	92.405	87.016	N/A	N/A	5.389	AV

Note 1: " * ", means this data is the worst emission level.

Note 2: Measure Level (dBµV/m) = Reading Level (dBµV) + Factor (dB/m).

Note 3: Factor (dB/m) = Cable Loss (dB) + Antenna Factor (dB/m) - Pre_Amplifier Gain (dB).

Site: WZ-AC2	Test Date: 2023-07-06
Limit: FCC_6G_RE(3m)	Engineer: Edith Yu
Probe: BBHA9120D_1457_1-18GHz	Polarity: Horizontal
EUT: HPE Aruba User Experience Sensor	Power: AC 120V/60Hz
Test Mode: Transmit by 802.11ax-HE40 at 7085MHz	

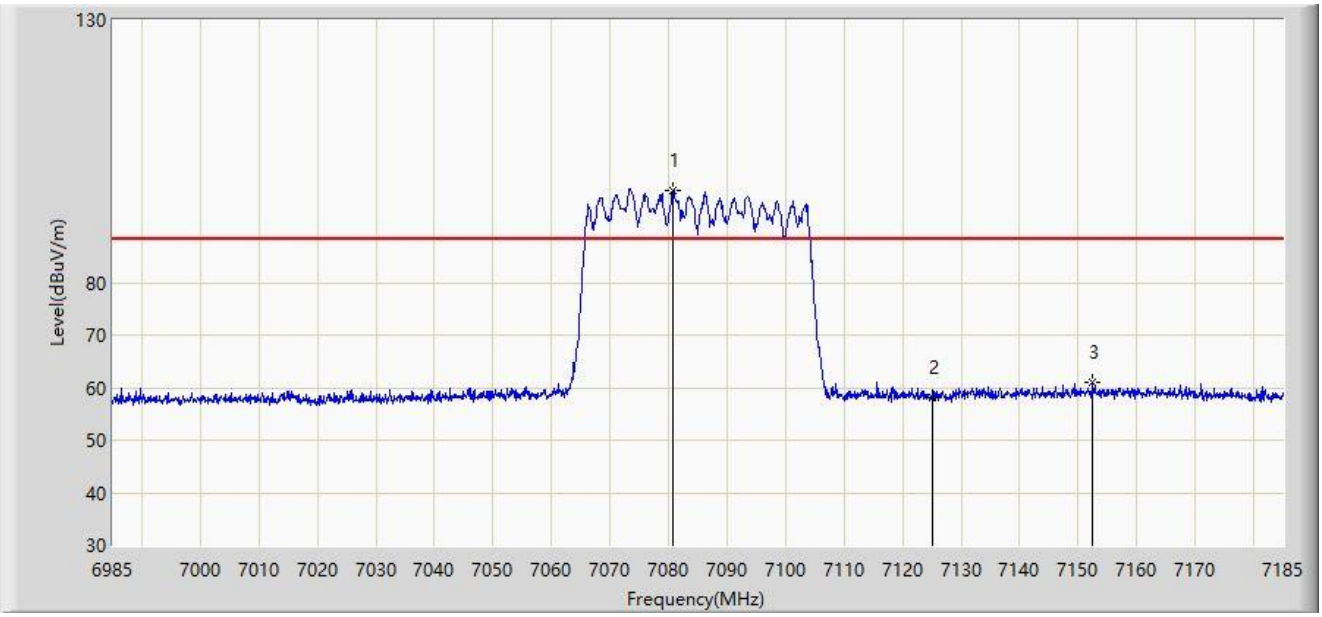

No	Mark	Frequency (MHz)	Measure Level (dBµV/m)	Reading Level (dBµV)	Margin (dB)	Limit (dBµV/m)	Factor (dB/m)	Type
1		7080.700	97.436	86.542	N/A	N/A	10.894	PK
2		7125.000	57.977	46.913	-30.223	88.200	11.064	PK
3	*	7152.500	60.919	49.348	-27.281	88.200	11.571	PK

Note 1: " * ", means this data is the worst emission level.

Note 2: Measure Level (dBµV/m) = Reading Level (dBµV) + Factor (dB/m).

Note 3: Factor (dB/m) = Cable Loss (dB) + Antenna Factor (dB/m) - Pre_Amplifier Gain (dB).

Site: WZ-AC2	Test Date: 2023-07-06
Limit: FCC_6G_RE(3m)	Engineer: Edith Yu
Probe: BBHA9120D_1457_1-18GHz	Polarity: Horizontal
EUT: HPE Aruba User Experience Sensor	Power: AC 120V/60Hz
Test Mode: Transmit by 802.11ax-HE40 at 7085MHz	

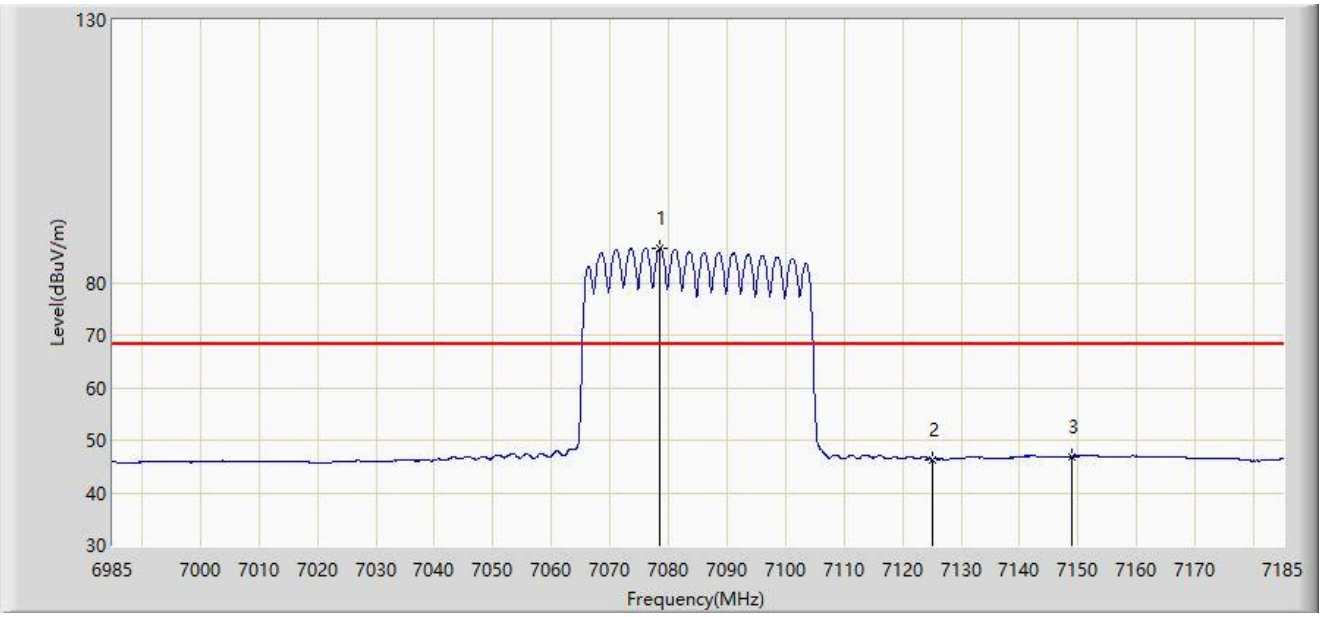

No	Mark	Frequency (MHz)	Measure Level (dBµV/m)	Reading Level (dBµV)	Margin (dB)	Limit (dBµV/m)	Factor (dB/m)	Type
1		7078.500	86.526	75.620	N/A	N/A	10.906	AV
2		7125.000	46.376	35.312	-21.824	68.200	11.064	AV
3	*	7148.900	46.940	35.342	-21.260	68.200	11.598	AV

Note 1: " * ", means this data is the worst emission level.

Note 2: Measure Level (dBµV/m) = Reading Level (dBµV) + Factor (dB/m).

Note 3: Factor (dB/m) = Cable Loss (dB) + Antenna Factor (dB/m) - Pre_Amplifier Gain (dB).

Site: WZ-AC2	Test Date: 2023-07-06
Limit: FCC_6G_RE(3m)	Engineer: Edith Yu
Probe: BBHA9120D_1457_1-18GHz	Polarity: Vertical
EUT: HPE Aruba User Experience Sensor	Power: AC 120V/60Hz
Test Mode: Transmit by 802.11ax-HE40 at 7085MHz	

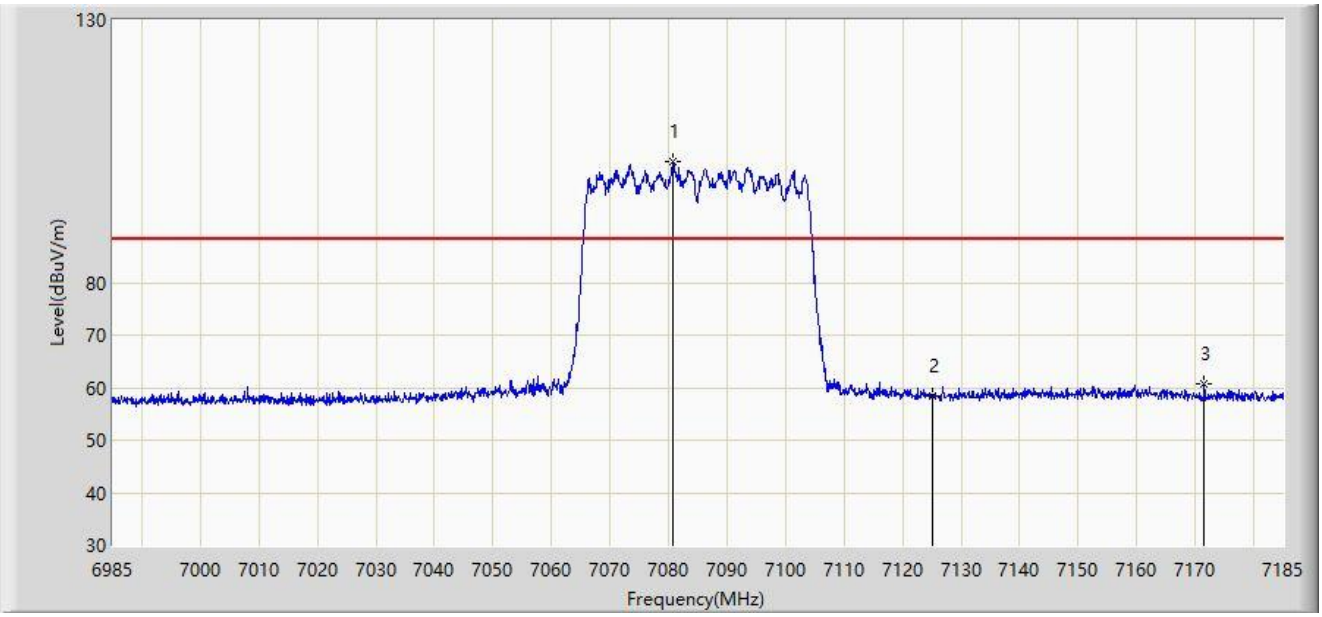

No	Mark	Frequency (MHz)	Measure Level (dBµV/m)	Reading Level (dBµV)	Margin (dB)	Limit (dBµV/m)	Factor (dB/m)	Type
1		7080.700	102.958	92.064	N/A	N/A	10.894	PK
2		7125.000	58.273	47.209	-29.927	88.200	11.064	PK
3	*	7171.500	60.598	49.414	-27.602	88.200	11.184	PK

Note 1: " * ", means this data is the worst emission level.

Note 2: Measure Level (dBµV/m) = Reading Level (dBµV) + Factor (dB/m).

Note 3: Factor (dB/m) = Cable Loss (dB) + Antenna Factor (dB/m) - Pre_Amplifier Gain (dB).

Site: WZ-AC2	Test Date: 2023-07-06
Limit: FCC_6G_RE(3m)	Engineer: Edith Yu
Probe: BBHA9120D_1457_1-18GHz	Polarity: Vertical
EUT: HPE Aruba User Experience Sensor	Power: AC 120V/60Hz
Test Mode: Transmit by 802.11ax-HE40 at 7085MHz	

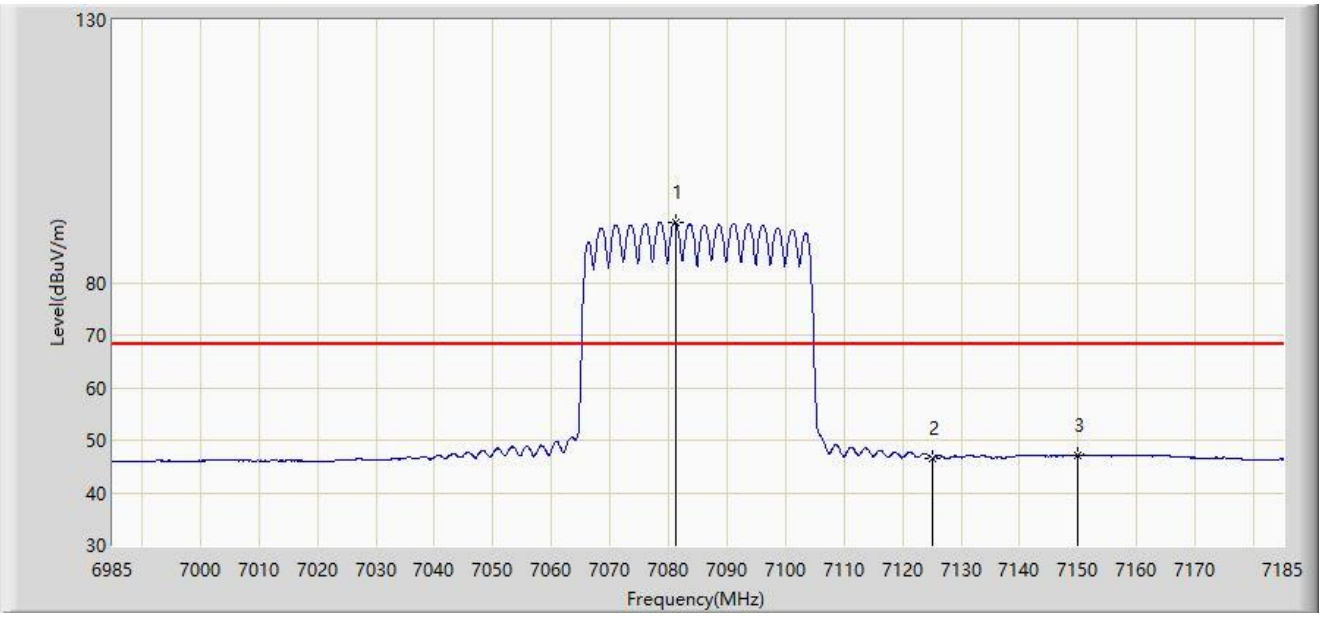

No	Mark	Frequency (MHz)	Measure Level (dBµV/m)	Reading Level (dBµV)	Margin (dB)	Limit (dBµV/m)	Factor (dB/m)	Type
1		7081.300	91.398	80.507	N/A	N/A	10.891	AV
2		7125.000	46.567	35.503	-21.633	68.200	11.064	AV
3	*	7149.800	47.245	35.654	-20.955	68.200	11.592	AV

Note 1: " * ", means this data is the worst emission level.

Note 2: Measure Level (dBµV/m) = Reading Level (dBµV) + Factor (dB/m).

Note 3: Factor (dB/m) = Cable Loss (dB) + Antenna Factor (dB/m) - Pre_Amplifier Gain (dB).

Site: WZ-AC2	Test Date: 2023-07-06
Limit: FCC_6G_RE(3m)	Engineer: Edith Yu
Probe: BBHA9120D_1457_1-18GHz	Polarity: Horizontal
EUT: HPE Aruba User Experience Sensor	Power: AC 120V/60Hz
Test Mode: Transmit by 802.11ax-HE80 at 5985MHz	

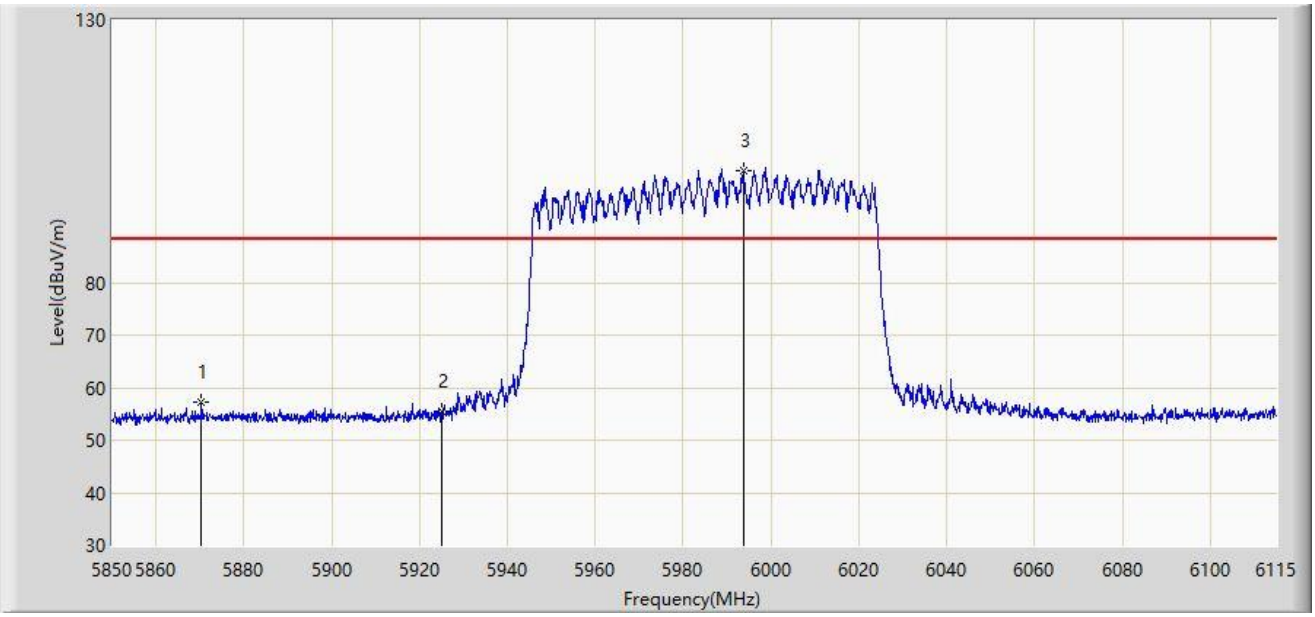

No	Mark	Frequency (MHz)	Measure Level (dBµV/m)	Reading Level (dBµV)	Margin (dB)	Limit (dBµV/m)	Factor (dB/m)	Type
1	*	5870.405	57.282	52.173	-30.918	88.200	5.109	PK
2		5925.000	55.377	50.107	-32.823	88.200	5.271	PK
3		5993.763	101.368	96.010	N/A	N/A	5.358	PK

Note 1: " * ", means this data is the worst emission level.

Note 2: Measure Level (dBµV/m) = Reading Level (dBµV) + Factor (dB/m).

Note 3: Factor (dB/m) = Cable Loss (dB) + Antenna Factor (dB/m) - Pre_Amplifier Gain (dB).

Site: WZ-AC2	Test Date: 2023-07-06
Limit: FCC_6G_RE(3m)	Engineer: Edith Yu
Probe: BBHA9120D_1457_1-18GHz	Polarity: Horizontal
EUT: HPE Aruba User Experience Sensor	Power: AC 120V/60Hz
Test Mode: Transmit by 802.11ax-HE80 at 5985MHz	

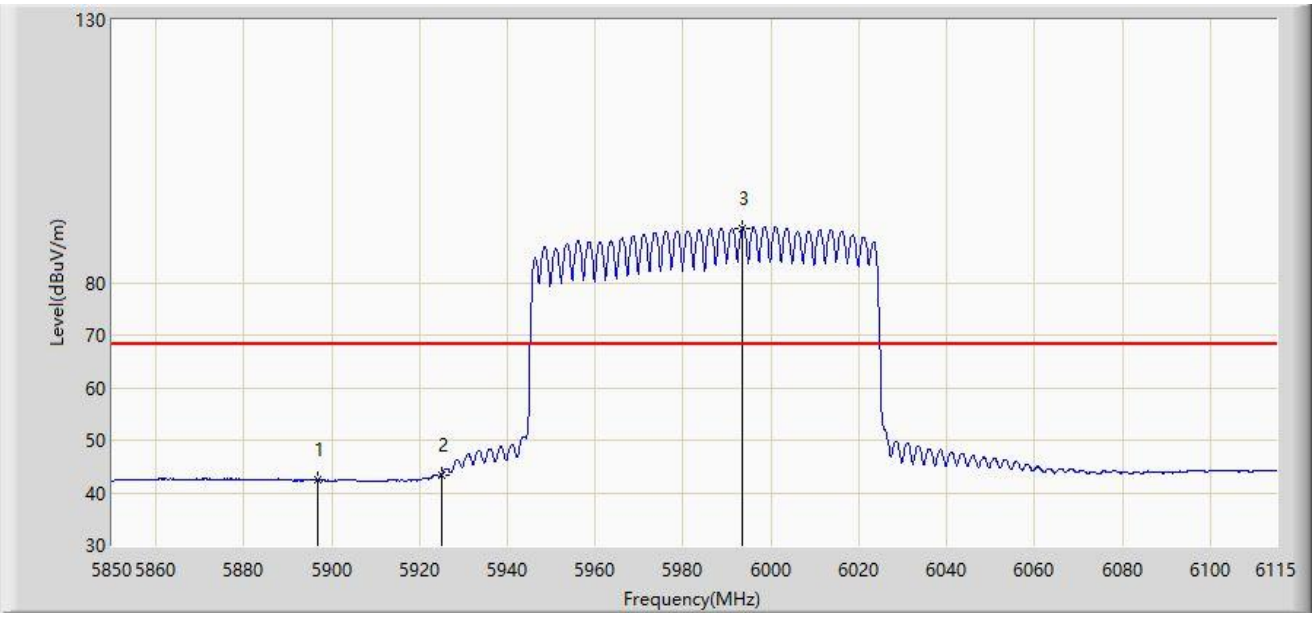

No	Mark	Frequency (MHz)	Measure Level (dBµV/m)	Reading Level (dBµV)	Margin (dB)	Limit (dBµV/m)	Factor (dB/m)	Type
1		5896.905	42.351	37.205	-25.849	68.200	5.146	AV
2	*	5925.000	43.342	38.072	-24.858	68.200	5.271	AV
3		5993.365	90.426	85.072	N/A	N/A	5.354	AV

Note 1: " * ", means this data is the worst emission level.

Note 2: Measure Level (dBµV/m) = Reading Level (dBµV) + Factor (dB/m).

Note 3: Factor (dB/m) = Cable Loss (dB) + Antenna Factor (dB/m) - Pre_Amplifier Gain (dB).

Site: WZ-AC2	Test Date: 2023-07-06
Limit: FCC_6G_RE(3m)	Engineer: Edith Yu
Probe: BBHA9120D_1457_1-18GHz	Polarity: Vertical
EUT: HPE Aruba User Experience Sensor	Power: AC 120V/60Hz
Test Mode: Transmit by 802.11ax-HE80 at 5985MHz	

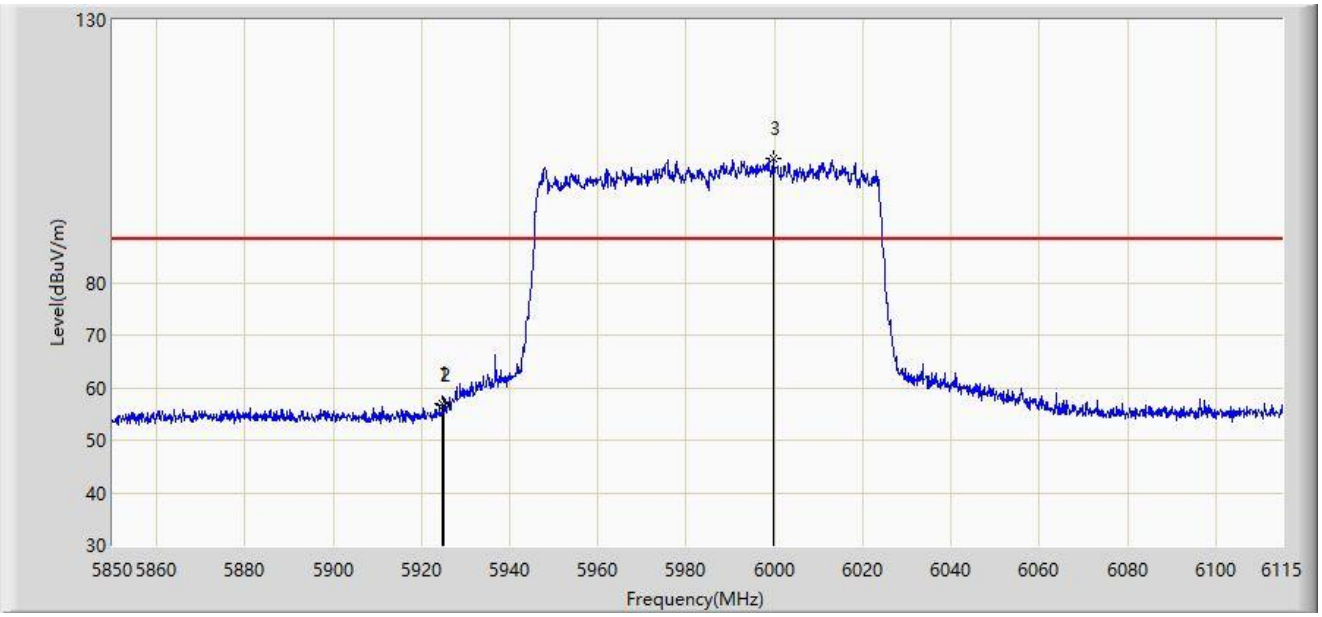

No	Mark	Frequency (MHz)	Measure Level (dBµV/m)	Reading Level (dBµV)	Margin (dB)	Limit (dBµV/m)	Factor (dB/m)	Type
1	*	5924.862	56.986	51.717	-31.214	88.200	5.270	PK
2		5925.000	56.735	51.465	-31.465	88.200	5.271	PK
3		5999.725	103.653	98.240	N/A	N/A	5.412	PK

Note 1: " * ", means this data is the worst emission level.

Note 2: Measure Level (dBµV/m) = Reading Level (dBµV) + Factor (dB/m).

Note 3: Factor (dB/m) = Cable Loss (dB) + Antenna Factor (dB/m) - Pre_Amplifier Gain (dB).

Site: WZ-AC2	Test Date: 2023-07-06
Limit: FCC_6G_RE(3m)	Engineer: Edith Yu
Probe: BBHA9120D_1457_1-18GHz	Polarity: Vertical
EUT: HPE Aruba User Experience Sensor	Power: AC 120V/60Hz
Test Mode: Transmit by 802.11ax-HE80 at 5985MHz	

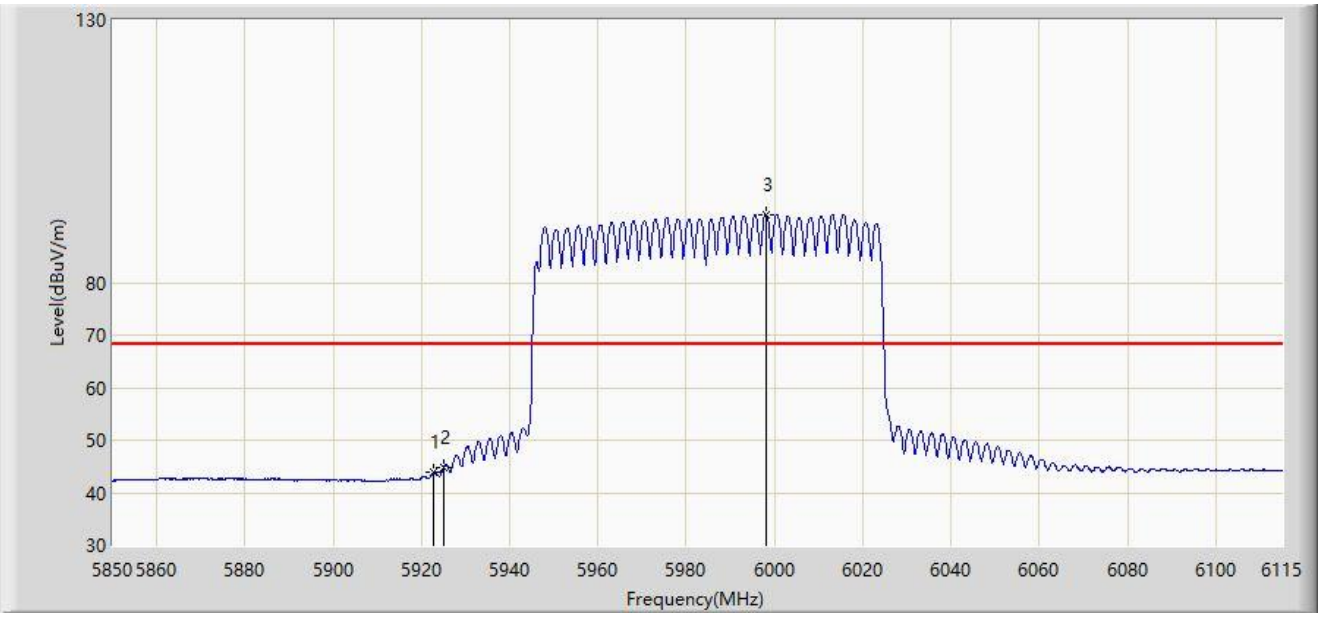

No	Mark	Frequency (MHz)	Measure Level (dBµV/m)	Reading Level (dBµV)	Margin (dB)	Limit (dBµV/m)	Factor (dB/m)	Type
1		5922.875	43.793	38.537	-24.407	68.200	5.255	AV
2	*	5925.000	44.820	39.550	-23.380	68.200	5.271	AV
3		5998.002	93.014	87.622	N/A	N/A	5.392	AV

Note 1: " * ", means this data is the worst emission level.

Note 2: Measure Level (dBµV/m) = Reading Level (dBµV) + Factor (dB/m).

Note 3: Factor (dB/m) = Cable Loss (dB) + Antenna Factor (dB/m) - Pre_Amplifier Gain (dB).

Site: WZ-AC2	Test Date: 2023-07-06
Limit: FCC_6G_RE(3m)	Engineer: Edith Yu
Probe: BBHA9120D_1457_1-18GHz	Polarity: Horizontal
EUT: HPE Aruba User Experience Sensor	Power: AC 120V/60Hz
Test Mode: Transmit by 802.11ax-HE80 at 7025MHz	

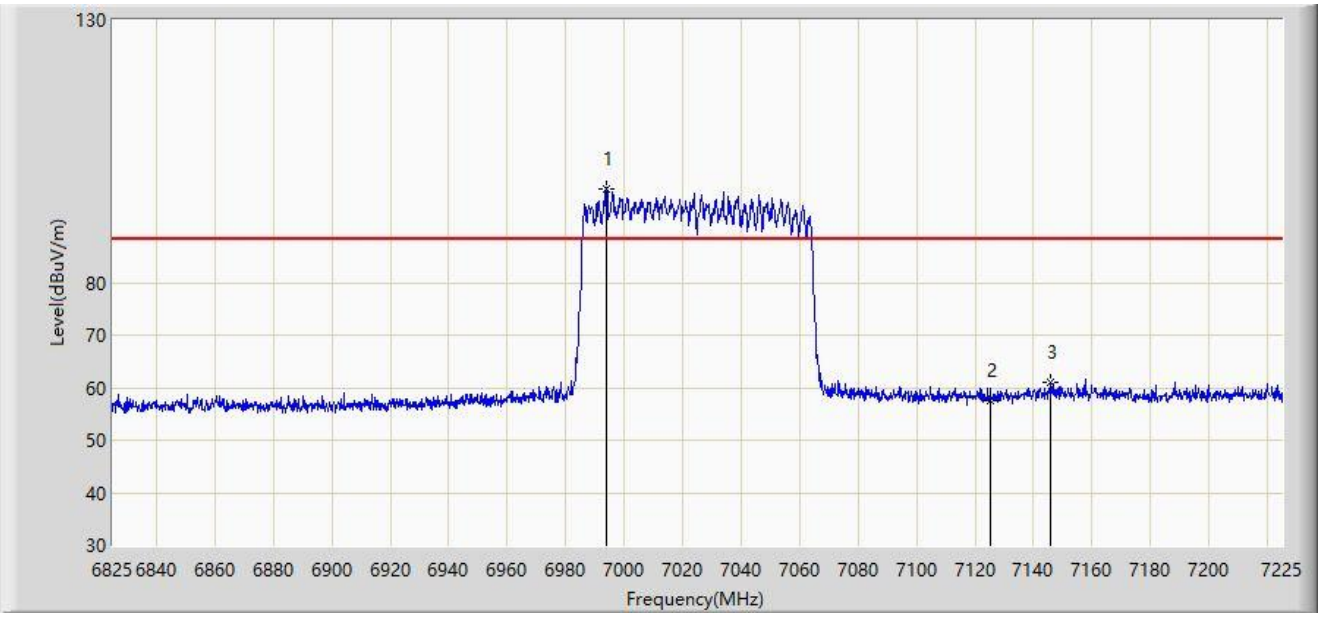

No	Mark	Frequency (MHz)	Measure Level (dBµV/m)	Reading Level (dBµV)	Margin (dB)	Limit (dBµV/m)	Factor (dB/m)	Type
1		6994.000	97.952	87.940	N/A	N/A	10.013	PK
2		7125.000	57.529	46.465	-30.671	88.200	11.064	PK
3	*	7146.000	61.027	49.411	-27.173	88.200	11.616	PK

Note 1: " * ", means this data is the worst emission level.

Note 2: Measure Level (dBµV/m) = Reading Level (dBµV) + Factor (dB/m).

Note 3: Factor (dB/m) = Cable Loss (dB) + Antenna Factor (dB/m) - Pre_Amplifier Gain (dB).

Site: WZ-AC2	Test Date: 2023-07-06
Limit: FCC_6G_RE(3m)	Engineer: Edith Yu
Probe: BBHA9120D_1457_1-18GHz	Polarity: Horizontal
EUT: HPE Aruba User Experience Sensor	Power: AC 120V/60Hz
Test Mode: Transmit by 802.11ax-HE80 at 7025MHz	

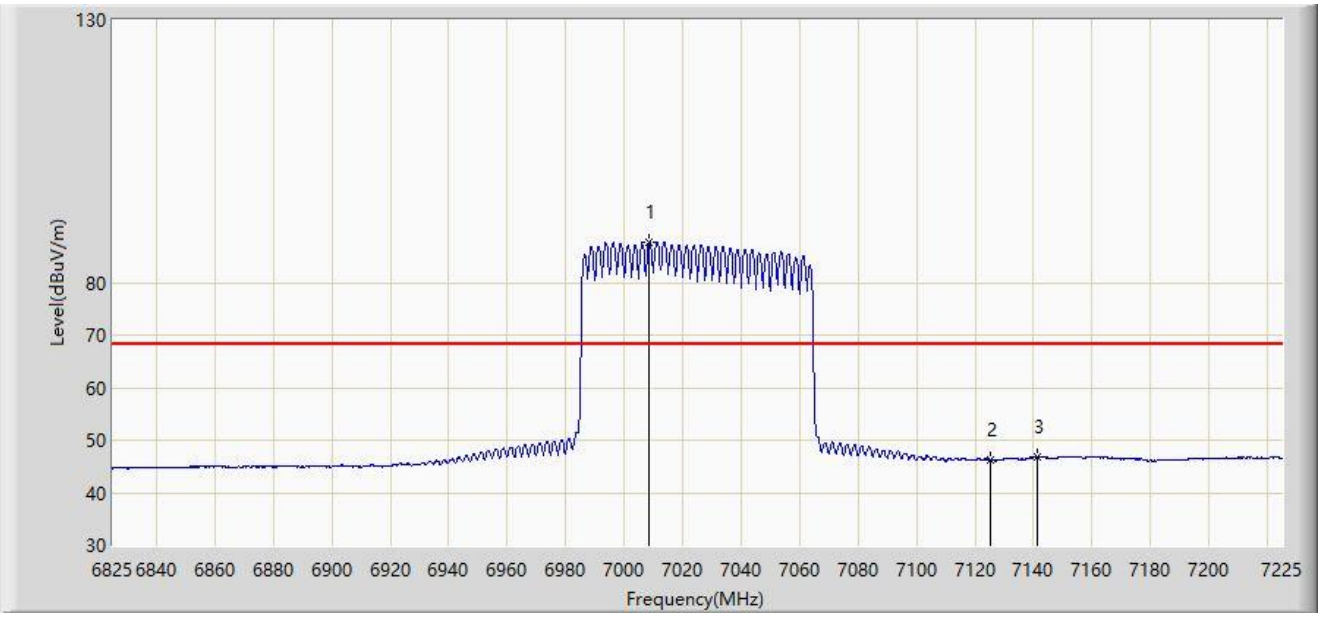

No	Mark	Frequency (MHz)	Measure Level (dBµV/m)	Reading Level (dBµV)	Margin (dB)	Limit (dBµV/m)	Factor (dB/m)	Type
1		7008.600	87.636	77.601	N/A	N/A	10.034	AV
2		7125.000	46.167	35.103	-22.033	68.200	11.064	AV
3	*	7141.400	46.823	35.301	-21.377	68.200	11.522	AV

Note 1: " * ", means this data is the worst emission level.

Note 2: Measure Level (dBµV/m) = Reading Level (dBµV) + Factor (dB/m).

Note 3: Factor (dB/m) = Cable Loss (dB) + Antenna Factor (dB/m) - Pre_Amplifier Gain (dB).

Site: WZ-AC2	Test Date: 2023-07-06
Limit: FCC_6G_RE(3m)	Engineer: Edith Yu
Probe: BBHA9120D_1457_1-18GHz	Polarity: Vertical
EUT: HPE Aruba User Experience Sensor	Power: AC 120V/60Hz
Test Mode: Transmit by 802.11ax-HE80 at 7025MHz	

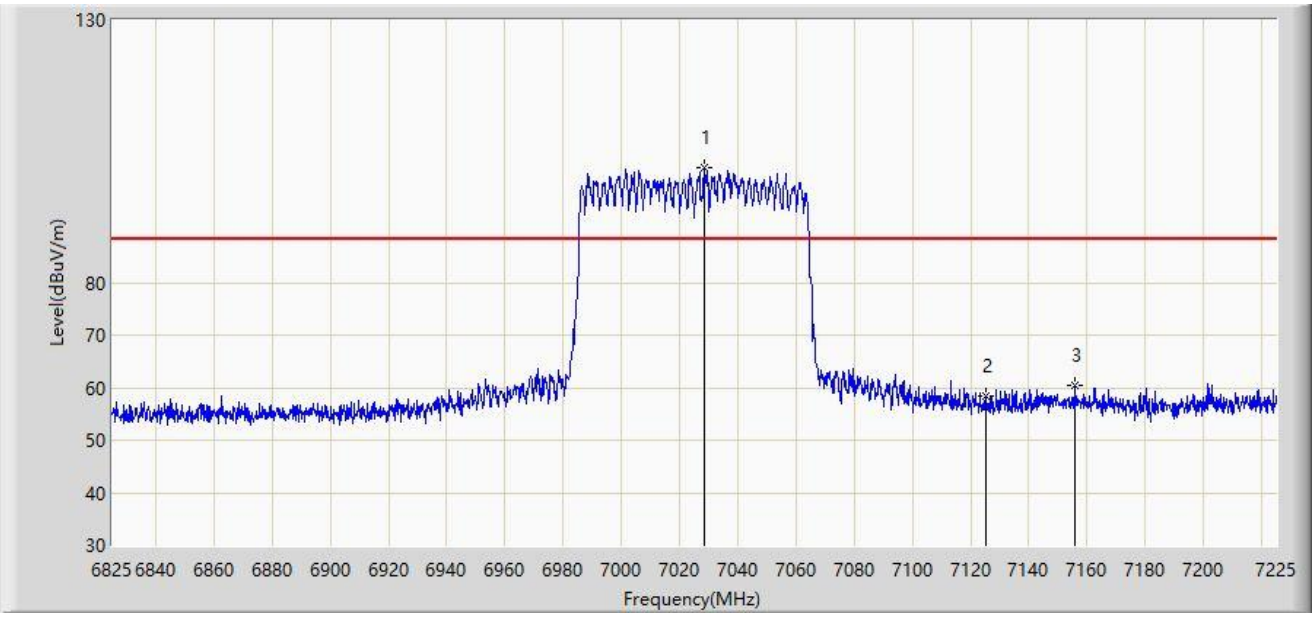

No	Mark	Frequency (MHz)	Measure Level (dBµV/m)	Reading Level (dBµV)	Margin (dB)	Limit (dBµV/m)	Factor (dB/m)	Type
1		7028.600	101.836	91.643	N/A	N/A	10.192	PK
2		7125.000	58.381	47.317	-29.819	88.200	11.064	PK
3	*	7155.600	60.370	48.844	-27.830	88.200	11.527	PK

Note 1: " * ", means this data is the worst emission level.

Note 2: Measure Level (dBµV/m) = Reading Level (dBµV) + Factor (dB/m).

Note 3: Factor (dB/m) = Cable Loss (dB) + Antenna Factor (dB/m) - Pre_Amplifier Gain (dB).

Site: WZ-AC2	Test Date: 2023-07-06
Limit: FCC_6G_RE(3m)	Engineer: Edith Yu
Probe: BBHA9120D_1457_1-18GHz	Polarity: Vertical
EUT: HPE Aruba User Experience Sensor	Power: AC 120V/60Hz
Test Mode: Transmit by 802.11ax-HE80 at 7025MHz	

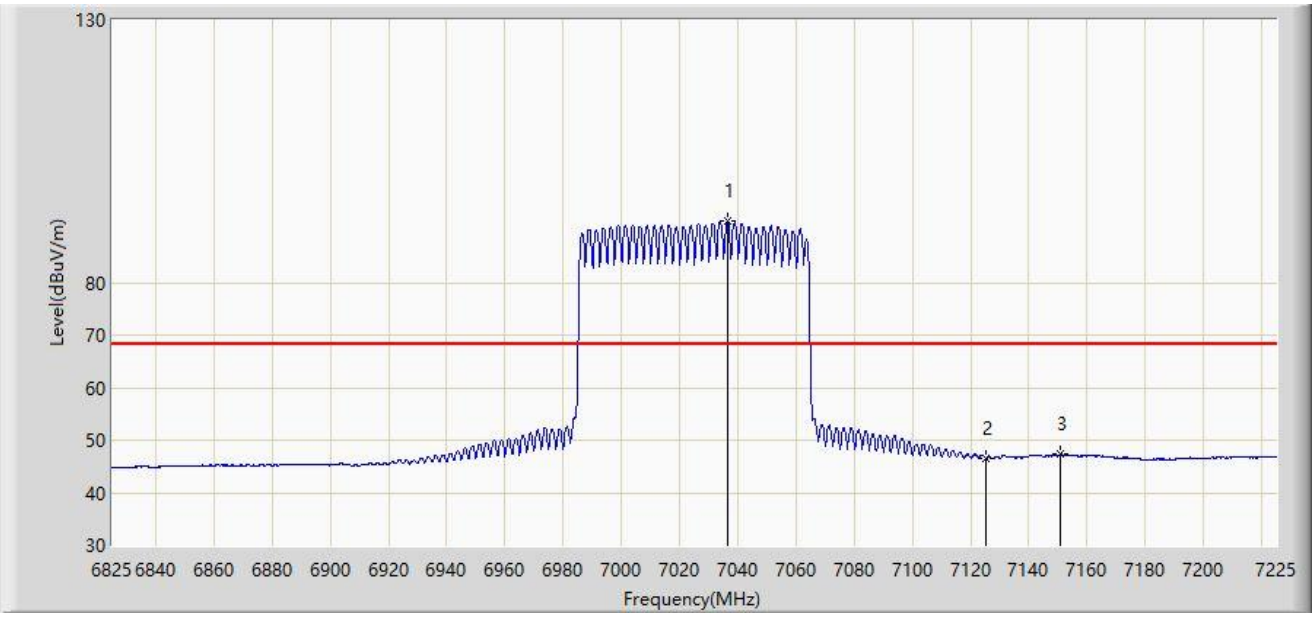

No	Mark	Frequency (MHz)	Measure Level (dBµV/m)	Reading Level (dBµV)	Margin (dB)	Limit (dBµV/m)	Factor (dB/m)	Type
1		7036.400	91.657	81.291	N/A	N/A	10.366	AV
2		7125.000	46.499	35.435	-21.701	68.200	11.064	AV
3	*	7151.000	47.298	35.716	-20.902	68.200	11.583	AV

Note 1: " * ", means this data is the worst emission level.

Note 2: Measure Level (dBµV/m) = Reading Level (dBµV) + Factor (dB/m).

Note 3: Factor (dB/m) = Cable Loss (dB) + Antenna Factor (dB/m) - Pre_Amplifier Gain (dB).

Site: WZ-AC2	Test Date: 2023-07-06
Limit: FCC_6G_RE(3m)	Engineer: Edith Yu
Probe: BBHA9120D_1457_1-18GHz	Polarity: Horizontal
EUT: HPE Aruba User Experience Sensor	Power: AC 120V/60Hz
Test Mode: Transmit by 802.11ax-HE160 at 6025MHz	

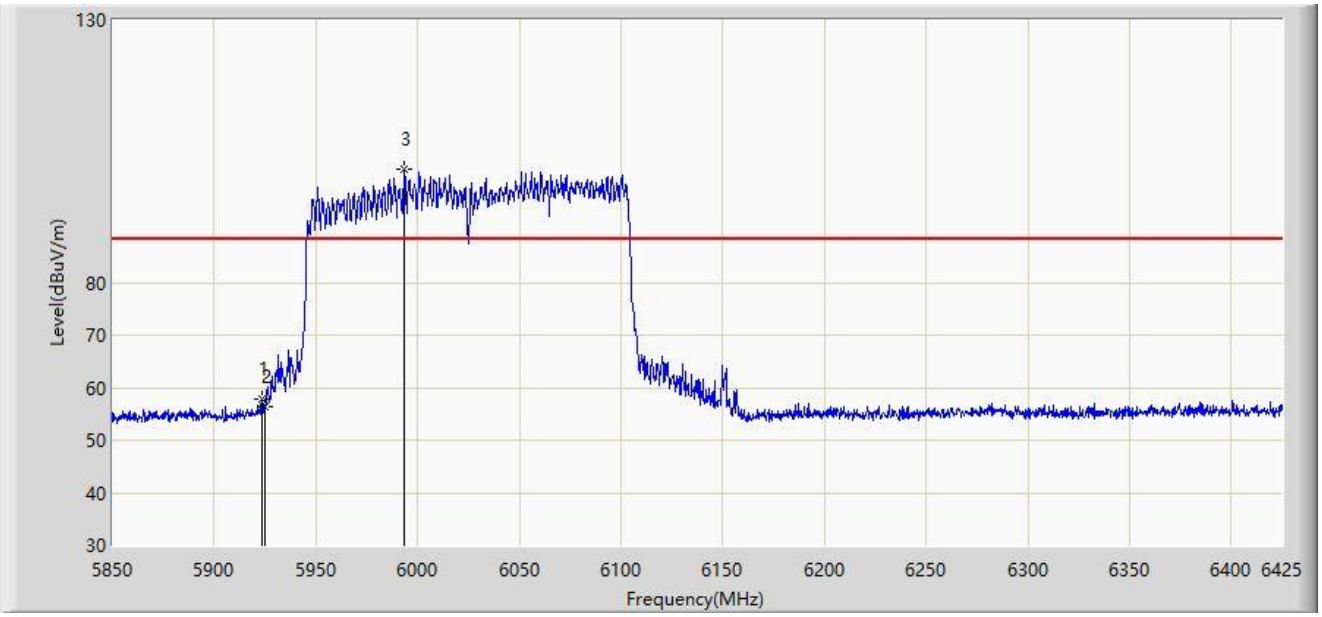

No	Mark	Frequency (MHz)	Measure Level (dBµV/m)	Reading Level (dBµV)	Margin (dB)	Limit (dBµV/m)	Factor (dB/m)	Type
1	*	5923.312	57.683	52.424	-30.517	88.200	5.258	PK
2		5925.000	56.275	51.005	-31.925	88.200	5.271	PK
3		5993.462	101.523	96.168	N/A	N/A	5.355	PK

Note 1: " * ", means this data is the worst emission level.

Note 2: Measure Level (dBµV/m) = Reading Level (dBµV) + Factor (dB/m).

Note 3: Factor (dB/m) = Cable Loss (dB) + Antenna Factor (dB/m) - Pre_Amplifier Gain (dB).

Site: WZ-AC2	Test Date: 2023-07-06
Limit: FCC_6G_RE(3m)	Engineer: Edith Yu
Probe: BBHA9120D_1457_1-18GHz	Polarity: Horizontal
EUT: HPE Aruba User Experience Sensor	Power: AC 120V/60Hz
Test Mode: Transmit by 802.11ax-HE160 at 6025MHz	

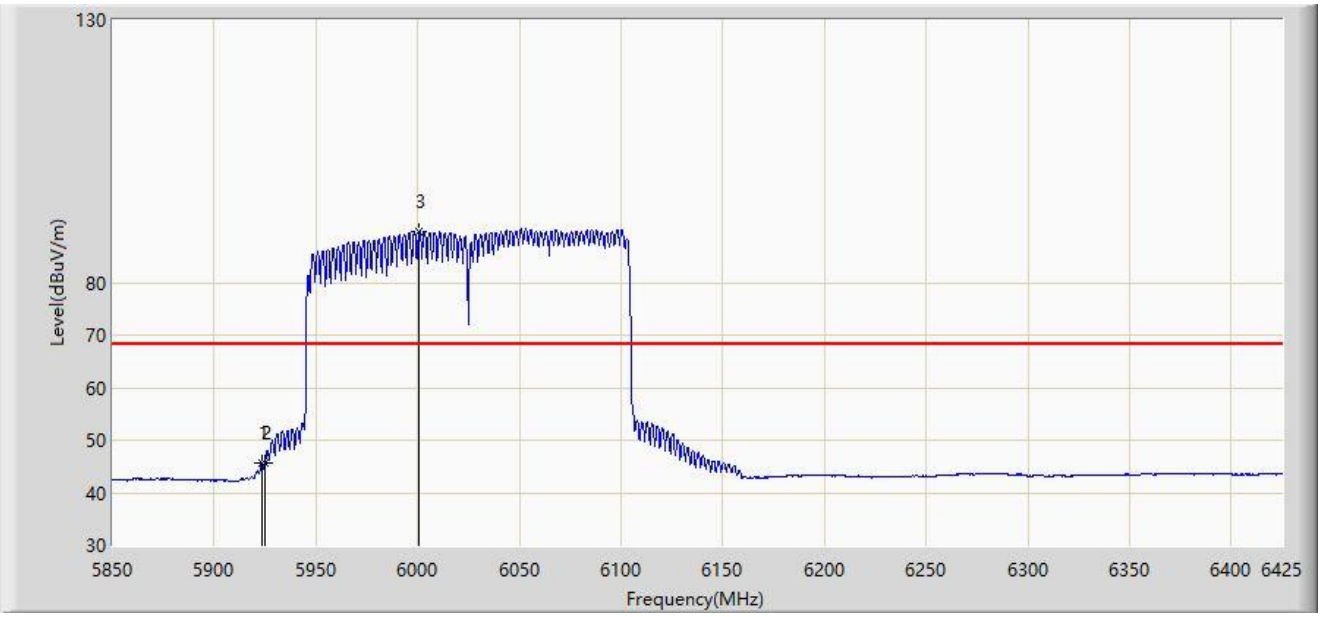

No	Mark	Frequency (MHz)	Measure Level (dBµV/m)	Reading Level (dBµV)	Margin (dB)	Limit (dBµV/m)	Factor (dB/m)	Type
1		5923.312	45.614	40.355	-22.586	68.200	5.258	AV
2	*	5925.000	45.753	40.483	-22.447	68.200	5.271	AV
3		6000.937	89.843	84.416	N/A	N/A	5.427	AV

Note 1: " * ", means this data is the worst emission level.

Note 2: Measure Level (dBµV/m) = Reading Level (dBµV) + Factor (dB/m).

Note 3: Factor (dB/m) = Cable Loss (dB) + Antenna Factor (dB/m) - Pre_Amplifier Gain (dB).

Site: WZ-AC2	Test Date: 2023-07-06
Limit: FCC_6G_RE(3m)	Engineer: Edith Yu
Probe: BBHA9120D_1457_1-18GHz	Polarity: Vertical
EUT: HPE Aruba User Experience Sensor	Power: AC 120V/60Hz
Test Mode: Transmit by 802.11ax-HE160 at 6025MHz	

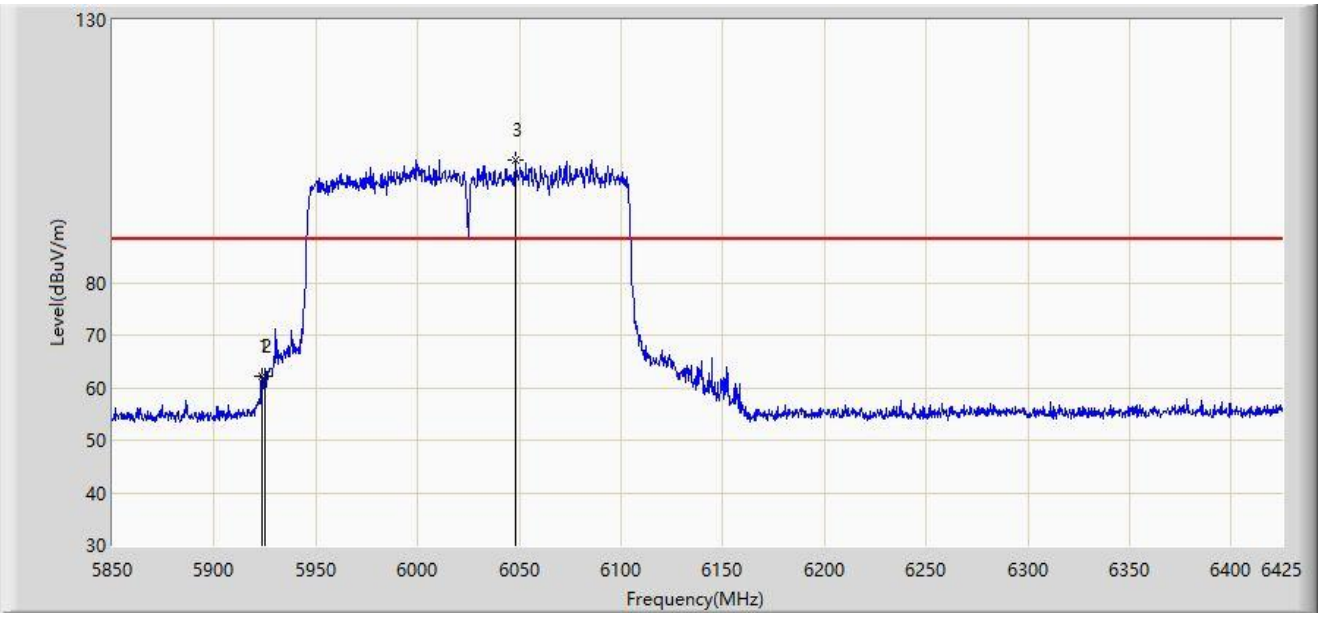

No	Mark	Frequency (MHz)	Measure Level (dBµV/m)	Reading Level (dBµV)	Margin (dB)	Limit (dBµV/m)	Factor (dB/m)	Type
1	*	5923.312	62.170	56.911	-26.030	88.200	5.258	PK
2		5925.000	62.045	56.775	-26.155	88.200	5.271	PK
3		6048.087	103.339	97.794	N/A	N/A	5.546	PK

Note 1: " * ", means this data is the worst emission level.

Note 2: Measure Level (dBµV/m) = Reading Level (dBµV) + Factor (dB/m).

Note 3: Factor (dB/m) = Cable Loss (dB) + Antenna Factor (dB/m) - Pre_Amplifier Gain (dB).

Site: WZ-AC2	Test Date: 2023-07-06
Limit: FCC_6G_RE(3m)	Engineer: Edith Yu
Probe: BBHA9120D_1457_1-18GHz	Polarity: Vertical
EUT: HPE Aruba User Experience Sensor	Power: AC 120V/60Hz
Test Mode: Transmit by 802.11ax-HE160 at 6025MHz	

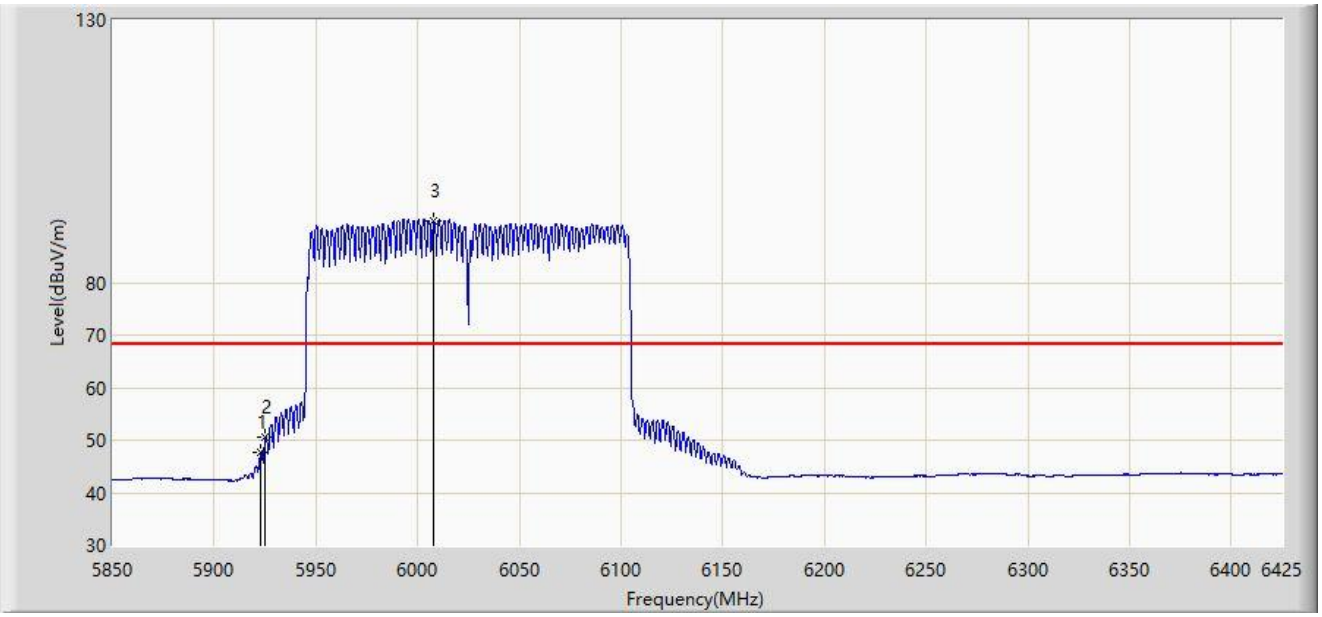

No	Mark	Frequency (MHz)	Measure Level (dBµV/m)	Reading Level (dBµV)	Margin (dB)	Limit (dBµV/m)	Factor (dB/m)	Type
1		5923.025	47.630	42.373	-20.570	68.200	5.256	AV
2	*	5925.000	50.450	45.180	-17.750	68.200	5.271	AV
3		6007.837	91.710	86.199	N/A	N/A	5.510	AV

Note 1: " * ", means this data is the worst emission level.

Note 2: Measure Level (dBµV/m) = Reading Level (dBµV) + Factor (dB/m).

Note 3: Factor (dB/m) = Cable Loss (dB) + Antenna Factor (dB/m) - Pre_Amplifier Gain (dB).

Site: WZ-AC2	Test Date: 2023-07-06
Limit: FCC_6G_RE(3m)	Engineer: Edith Yu
Probe: BBHA9120D_1457_1-18GHz	Polarity: Horizontal
EUT: HPE Aruba User Experience Sensor	Power: AC 120V/60Hz
Test Mode: Transmit by 802.11ax-HE160 at 6985MHz	

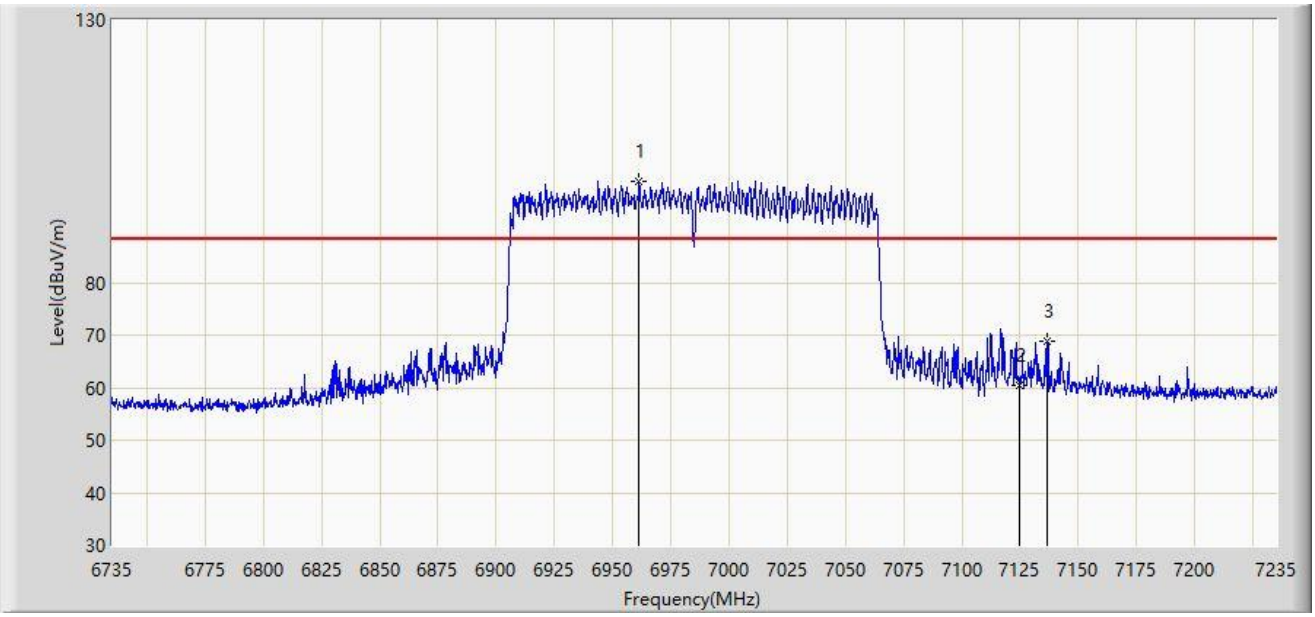

No	Mark	Frequency (MHz)	Measure Level (dBµV/m)	Reading Level (dBµV)	Margin (dB)	Limit (dBµV/m)	Factor (dB/m)	Type
1		6961.500	99.217	89.649	N/A	N/A	9.567	PK
2		7125.000	60.357	49.293	-27.843	88.200	11.064	PK
3	*	7136.500	68.918	57.503	-19.282	88.200	11.416	PK

Note 1: " * ", means this data is the worst emission level.

Note 2: Measure Level (dBµV/m) = Reading Level (dBµV) + Factor (dB/m).

Note 3: Factor (dB/m) = Cable Loss (dB) + Antenna Factor (dB/m) - Pre_Amplifier Gain (dB).

Site: WZ-AC2	Test Date: 2023-07-06
Limit: FCC_6G_RE(3m)	Engineer: Edith Yu
Probe: BBHA9120D_1457_1-18GHz	Polarity: Horizontal
EUT: HPE Aruba User Experience Sensor	Power: AC 120V/60Hz
Test Mode: Transmit by 802.11ax-HE160 at 6985MHz	

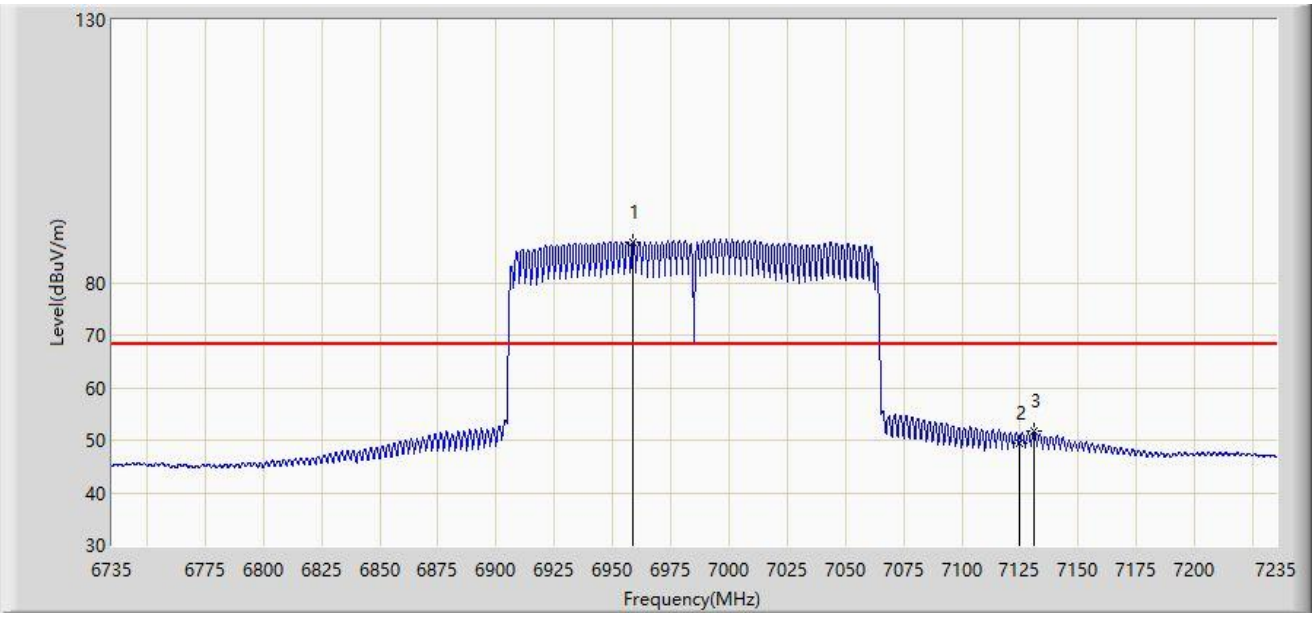

No	Mark	Frequency (MHz)	Measure Level (dBµV/m)	Reading Level (dBµV)	Margin (dB)	Limit (dBµV/m)	Factor (dB/m)	Type
1		6958.500	87.620	78.123	N/A	N/A	9.496	AV
2		7125.000	49.495	38.431	-18.705	68.200	11.064	AV
3	*	7131.250	51.630	40.395	-16.570	68.200	11.235	AV

Note 1: " * ", means this data is the worst emission level.

Note 2: Measure Level (dBµV/m) = Reading Level (dBµV) + Factor (dB/m).

Note 3: Factor (dB/m) = Cable Loss (dB) + Antenna Factor (dB/m) - Pre_Amplifier Gain (dB).

Site: WZ-AC2	Test Date: 2023-07-06
Limit: FCC_6G_RE(3m)	Engineer: Edith Yu
Probe: BBHA9120D_1457_1-18GHz	Polarity: Vertical
EUT: HPE Aruba User Experience Sensor	Power: AC 120V/60Hz
Test Mode: Transmit by 802.11ax-HE160 at 6985MHz	

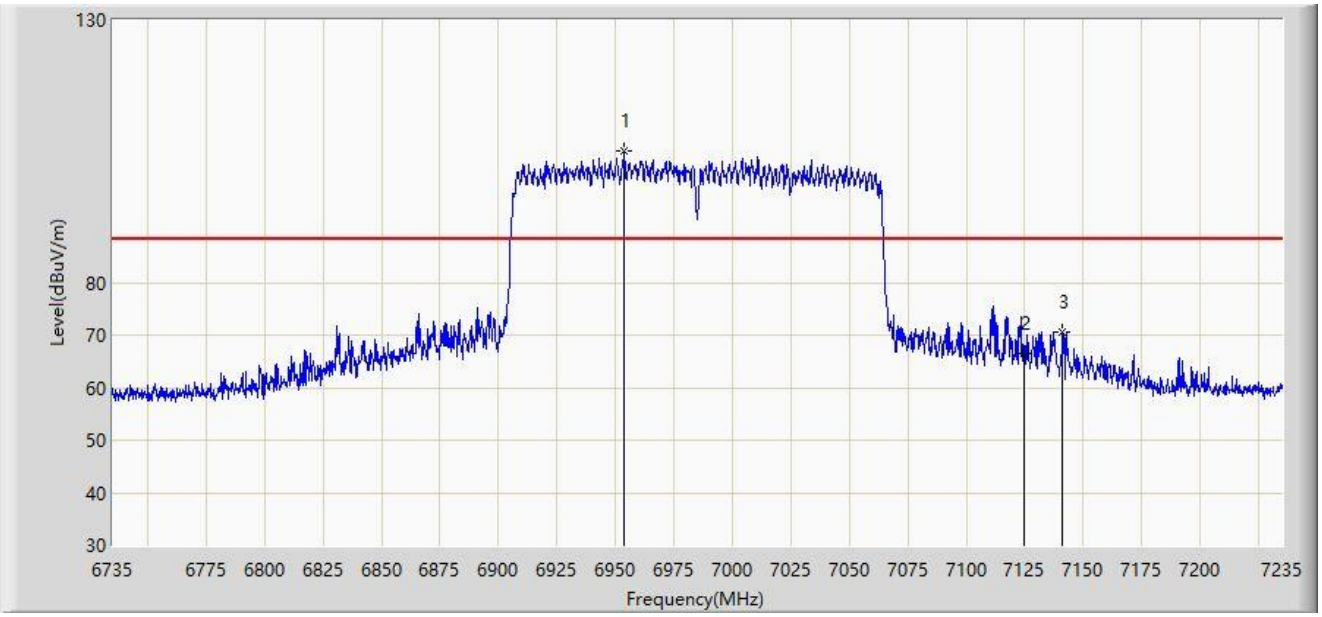

No	Mark	Frequency (MHz)	Measure Level (dBμV/m)	Reading Level (dBμV)	Margin (dB)	Limit (dBμV/m)	Factor (dB/m)	Type
1		6953.500	105.055	95.677	N/A	N/A	9.377	PK
2		7125.000	66.380	55.316	-21.820	88.200	11.064	PK
3	*	7141.250	70.674	59.155	-17.526	88.200	11.518	PK

Note 1: " * ", means this data is the worst emission level.

Note 2: Measure Level (dBμV/m) = Reading Level (dBμV) + Factor (dB/m).

Note 3: Factor (dB/m) = Cable Loss (dB) + Antenna Factor (dB/m) - Pre_Amplifier Gain (dB).

Site: WZ-AC2	Test Date: 2023-07-06
Limit: FCC_6G_RE(3m)	Engineer: Edith Yu
Probe: BBHA9120D_1457_1-18GHz	Polarity: Vertical
EUT: HPE Aruba User Experience Sensor	Power: AC 120V/60Hz
Test Mode: Transmit by 802.11ax-HE160 at 6985MHz	

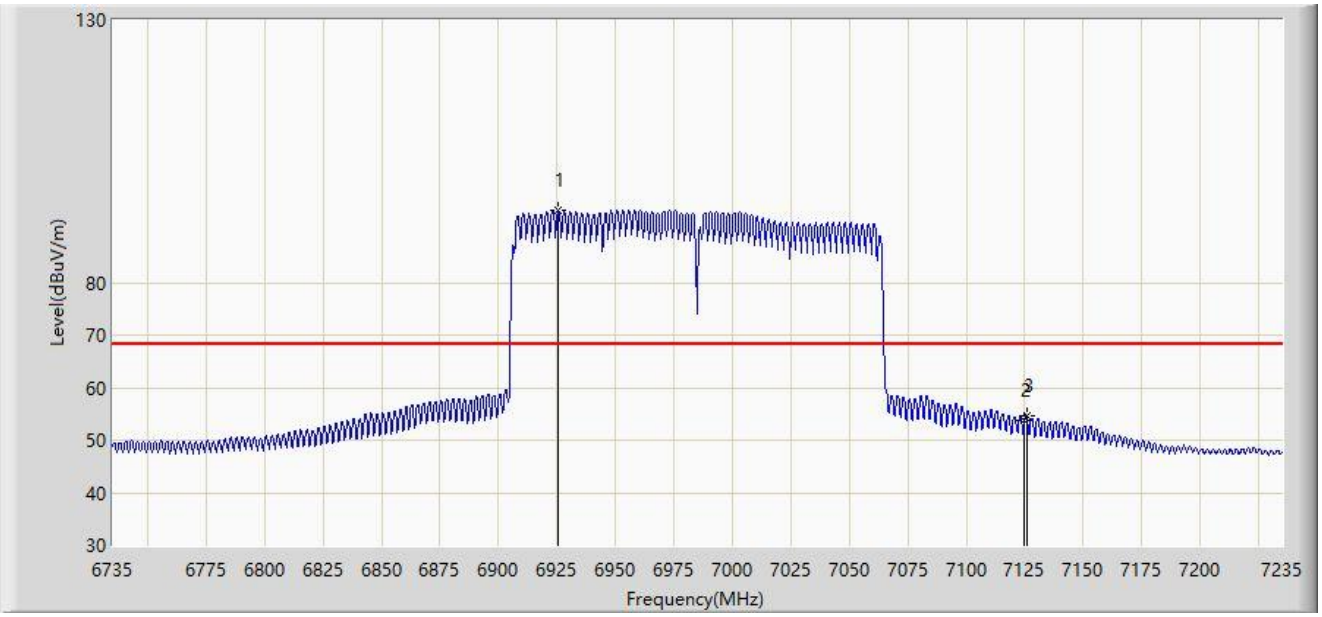

No	Mark	Frequency (MHz)	Measure Level (dBµV/m)	Reading Level (dBµV)	Margin (dB)	Limit (dBµV/m)	Factor (dB/m)	Type
1		6925.500	93.834	84.751	N/A	N/A	9.083	AV
2		7125.000	53.743	42.679	-14.457	68.200	11.064	AV
3	*	7125.750	54.741	43.662	-13.459	68.200	11.079	AV

Note 1: " * ", means this data is the worst emission level.

Note 2: Measure Level (dBµV/m) = Reading Level (dBµV) + Factor (dB/m).

Note 3: Factor (dB/m) = Cable Loss (dB) + Antenna Factor (dB/m) - Pre_Amplifier Gain (dB).

Client operate under Standard Power Access Point

Site: WZ-AC1	Test Date: 2023-08-02
Limit: FCC_6G_RE(3m)	Engineer: Carl Jiang
Probe: Horn 3117_1-18GHz	Polarity: Horizontal
EUT: HPE Aruba User Experience Sensor	Power: AC 120V/60Hz
Test Mode: Transmit by 802.11ax-HE20 at 5955MHz	

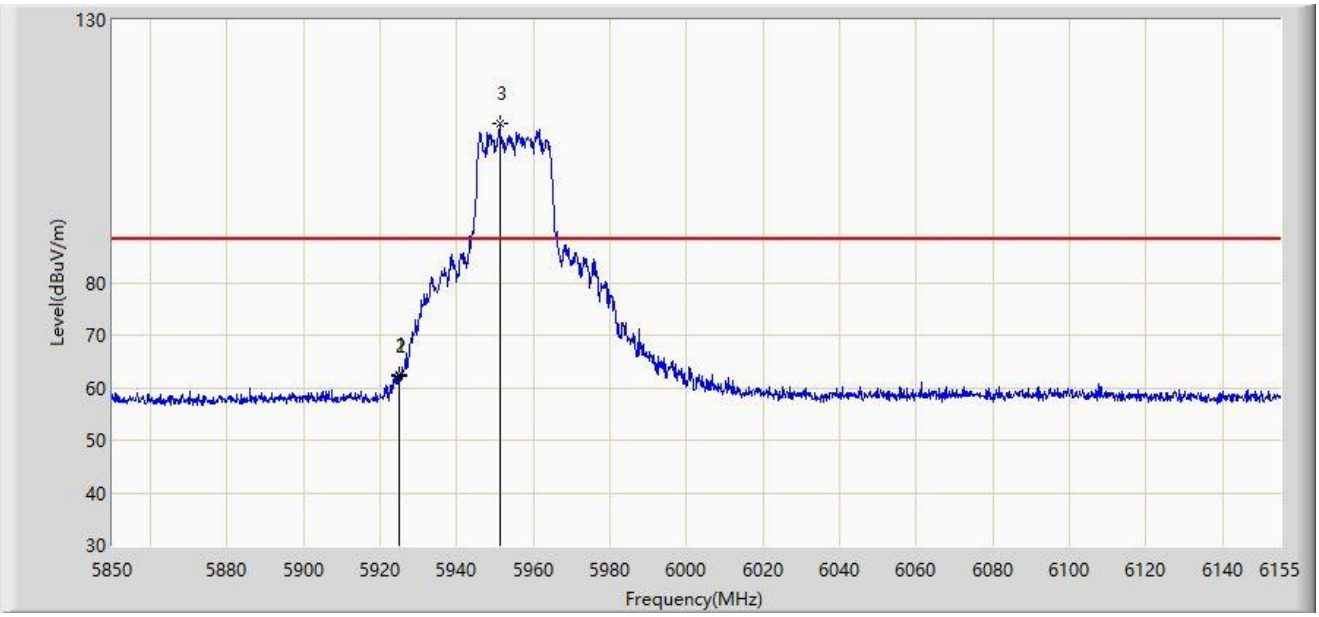

No	Mark	Frequency (MHz)	Measure Level (dBµV/m)	Reading Level (dBµV)	Margin (dB)	Limit (dBµV/m)	Factor (dB/m)	Type
1	*	5924.725	62.347	54.852	-25.853	88.200	7.495	PK
2		5925.000	62.249	54.752	-25.951	88.200	7.496	PK
3		5951.107	110.362	102.981	N/A	N/A	7.382	PK

Note 1: " * ", means this data is the worst emission level.

Note 2: Measure Level (dBµV/m) = Reading Level (dBµV) + Factor (dB/m).

Note 3: Factor (dB/m) = Cable Loss (dB) + Antenna Factor (dB/m) - Pre_Amplifier Gain (dB).

Site: WZ-AC1	Test Date: 2023-08-02
Limit: FCC_6G_RE(3m)	Engineer: Carl Jiang
Probe: Horn 3117_1-18GHz	Polarity: Horizontal
EUT: HPE Aruba User Experience Sensor	Power: AC 120V/60Hz
Test Mode: Transmit by 802.11ax-HE20 at 5955MHz	

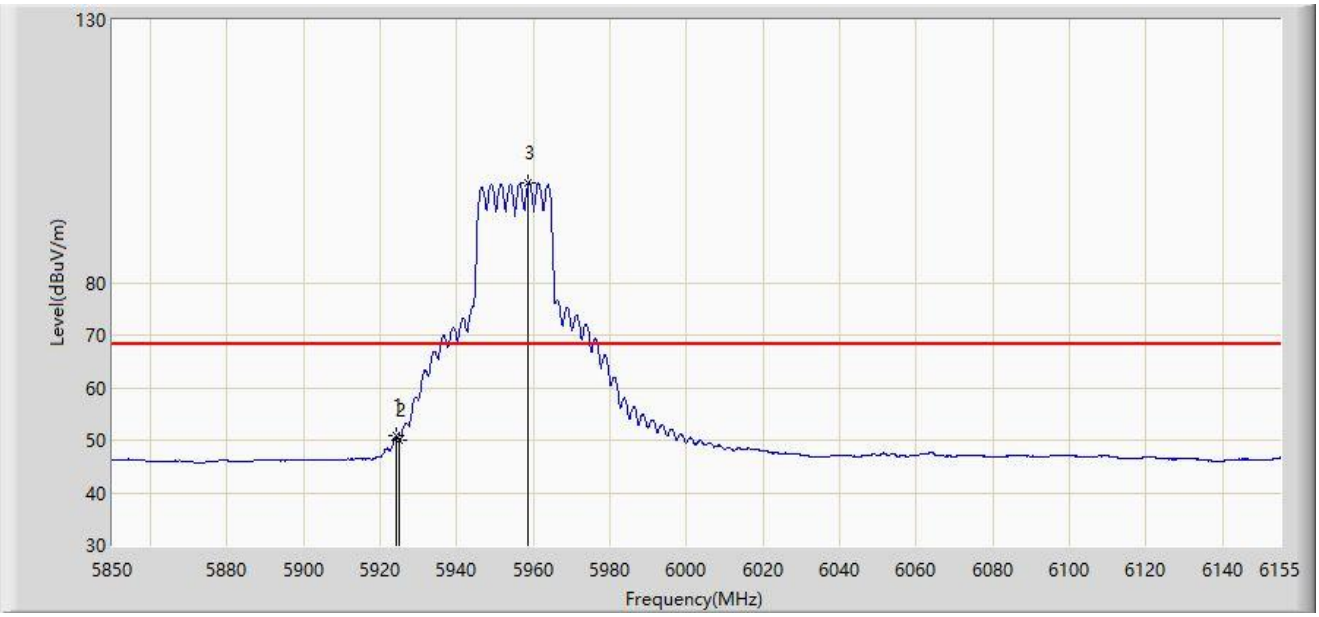

No	Mark	Frequency (MHz)	Measure Level (dBµV/m)	Reading Level (dBµV)	Margin (dB)	Limit (dBµV/m)	Factor (dB/m)	Type
1	*	5924.115	50.838	43.345	-17.362	68.200	7.493	AV
2		5925.000	50.051	42.554	-18.149	68.200	7.496	AV
3		5958.732	98.944	91.558	N/A	N/A	7.386	AV

Note 1: " * ", means this data is the worst emission level.

Note 2: Measure Level (dBµV/m) = Reading Level (dBµV) + Factor (dB/m).

Note 3: Factor (dB/m) = Cable Loss (dB) + Antenna Factor (dB/m) - Pre_Amplifier Gain (dB).

Site: WZ-AC1	Test Date: 2023-08-02
Limit: FCC_6G_RE(3m)	Engineer: Carl Jiang
Probe: Horn 3117_1-18GHz	Polarity: Vertical
EUT: HPE Aruba User Experience Sensor	Power: AC 120V/60Hz
Test Mode: Transmit by 802.11ax-HE20 at 5955MHz	

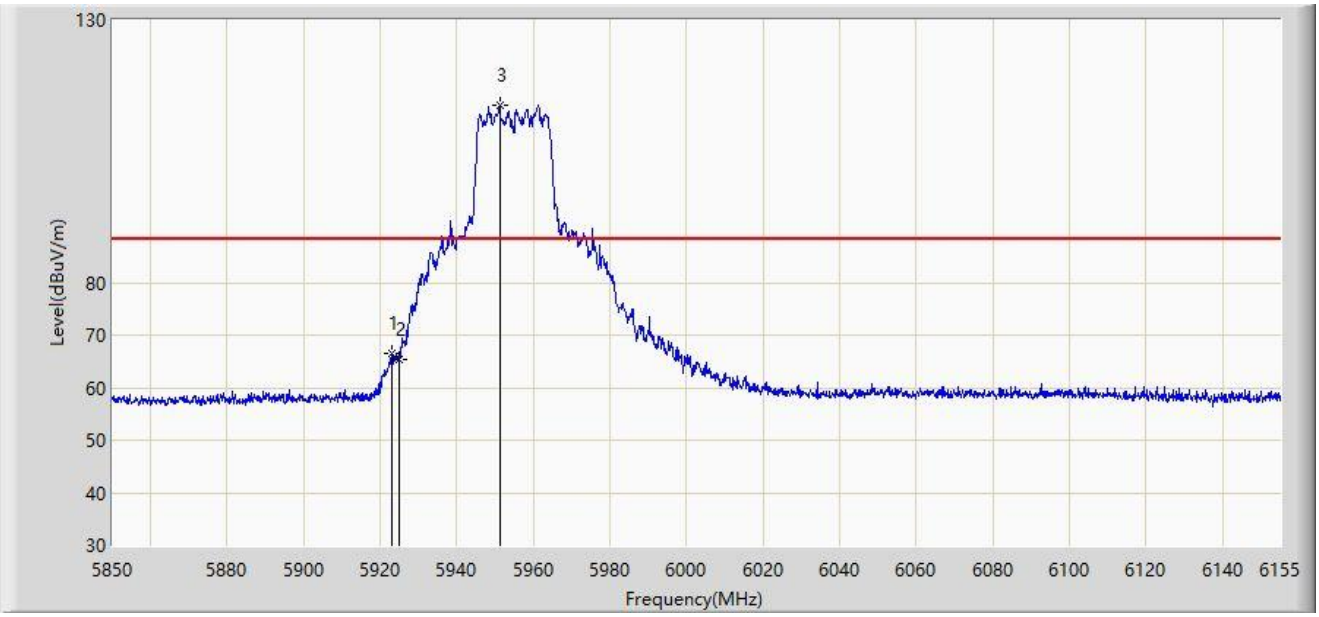

No	Mark	Frequency (MHz)	Measure Level (dBµV/m)	Reading Level (dBµV)	Margin (dB)	Limit (dBµV/m)	Factor (dB/m)	Type
1	*	5923.047	66.540	59.048	-21.660	88.200	7.491	PK
2		5925.000	65.496	57.999	-22.704	88.200	7.496	PK
3		5951.107	113.737	106.356	N/A	N/A	7.382	PK

Note 1: " * ", means this data is the worst emission level.

Note 2: Measure Level (dBµV/m) = Reading Level (dBµV) + Factor (dB/m).

Note 3: Factor (dB/m) = Cable Loss (dB) + Antenna Factor (dB/m) - Pre_Amplifier Gain (dB).

Site: WZ-AC1	Test Date: 2023-08-02
Limit: FCC_6G_RE(3m)	Engineer: Carl Jiang
Probe: Horn 3117_1-18GHz	Polarity: Vertical
EUT: HPE Aruba User Experience Sensor	Power: AC 120V/60Hz
Test Mode: Transmit by 802.11ax-HE20 at 5955MHz	

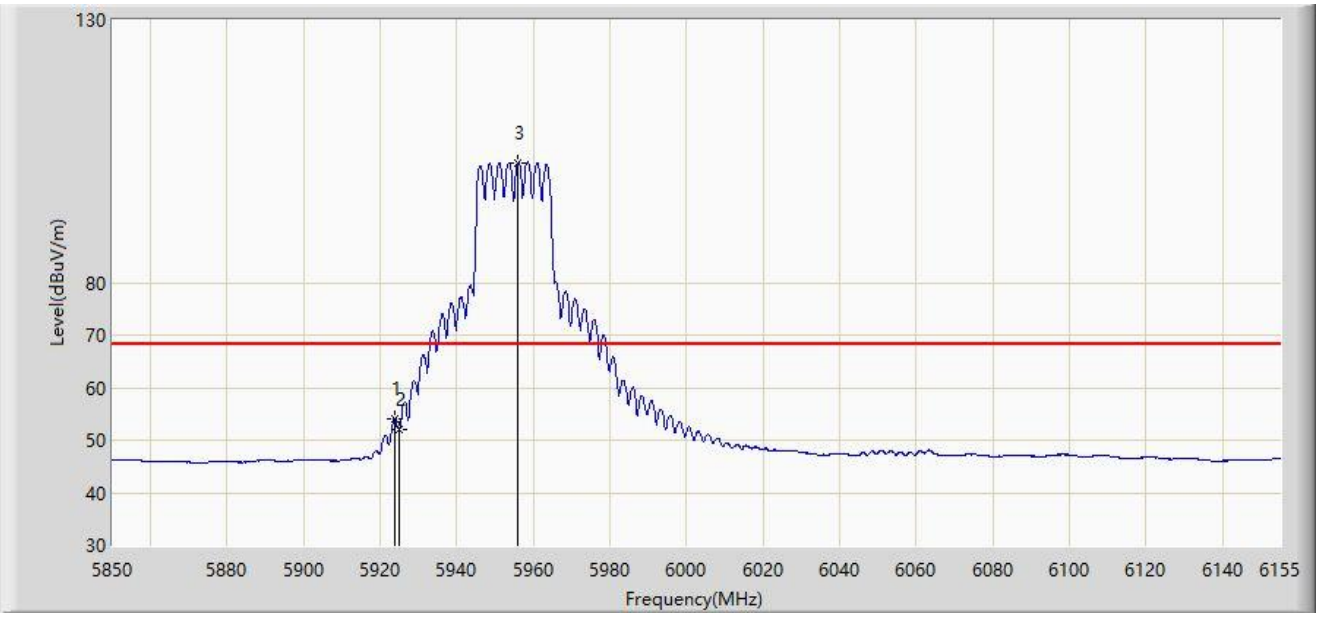

No	Mark	Frequency (MHz)	Measure Level (dBµV/m)	Reading Level (dBµV)	Margin (dB)	Limit (dBµV/m)	Factor (dB/m)	Type
1	*	5923.810	54.069	46.576	-14.131	68.200	7.493	AV
2		5925.000	52.043	44.546	-16.157	68.200	7.496	AV
3		5955.987	102.855	95.471	N/A	N/A	7.385	AV

Note 1: " * ", means this data is the worst emission level.

Note 2: Measure Level (dBµV/m) = Reading Level (dBµV) + Factor (dB/m).

Note 3: Factor (dB/m) = Cable Loss (dB) + Antenna Factor (dB/m) - Pre_Amplifier Gain (dB).

Site: WZ-AC1	Test Date: 2023-08-02
Limit: FCC_6G_RE(3m)	Engineer: Carl Jiang
Probe: Horn 3117_1-18GHz	Polarity: Horizontal
EUT: HPE Aruba User Experience Sensor	Power: AC 120V/60Hz
Test Mode: Transmit by 802.11ax-HE40 at 5965MHz	

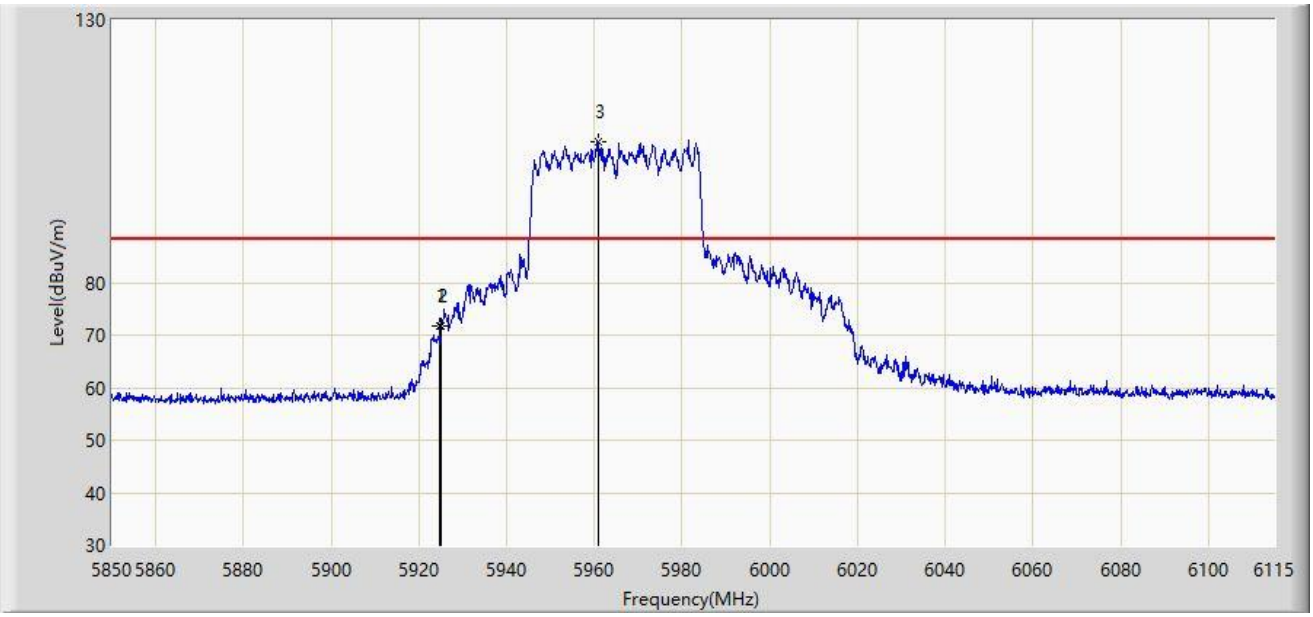

No	Mark	Frequency (MHz)	Measure Level (dBµV/m)	Reading Level (dBµV)	Margin (dB)	Limit (dBµV/m)	Factor (dB/m)	Type
1	*	5924.862	71.846	64.350	-16.354	88.200	7.496	PK
2		5925.000	71.783	64.286	-16.417	88.200	7.496	PK
3		5960.770	106.952	99.569	N/A	N/A	7.383	PK

Note 1: " * ", means this data is the worst emission level.

Note 2: Measure Level (dBµV/m) = Reading Level (dBµV) + Factor (dB/m).

Note 3: Factor (dB/m) = Cable Loss (dB) + Antenna Factor (dB/m) - Pre_Amplifier Gain (dB).

Site: WZ-AC1	Test Date: 2023-08-02
Limit: FCC_6G_RE(3m)	Engineer: Carl Jiang
Probe: Horn 3117_1-18GHz	Polarity: Horizontal
EUT: HPE Aruba User Experience Sensor	Power: AC 120V/60Hz
Test Mode: Transmit by 802.11ax-HE40 at 5965MHz	

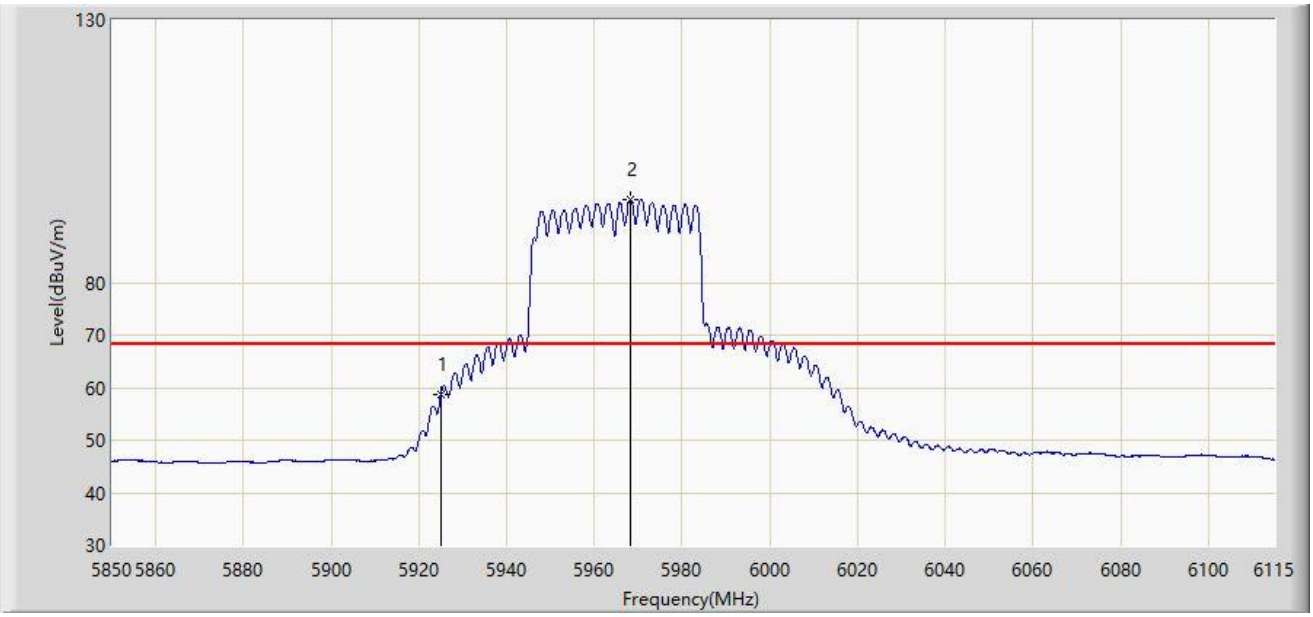

No	Mark	Frequency (MHz)	Measure Level (dBµV/m)	Reading Level (dBµV)	Margin (dB)	Limit (dBµV/m)	Factor (dB/m)	Type
1	*	5925.000	58.653	51.156	-9.547	68.200	7.496	AV
2		5968.058	95.696	88.281	N/A	N/A	7.416	AV

Note 1: " * ", means this data is the worst emission level.

Note 2: Measure Level (dBµV/m) = Reading Level (dBµV) + Factor (dB/m).

Note 3: Factor (dB/m) = Cable Loss (dB) + Antenna Factor (dB/m) - Pre_Amplifier Gain (dB).

Site: WZ-AC1	Test Date: 2023-08-02
Limit: FCC_6G_RE(3m)	Engineer: Carl Jiang
Probe: Horn 3117_1-18GHz	Polarity: Vertical
EUT: HPE Aruba User Experience Sensor	Power: AC 120V/60Hz
Test Mode: Transmit by 802.11ax-HE40 at 5965MHz	

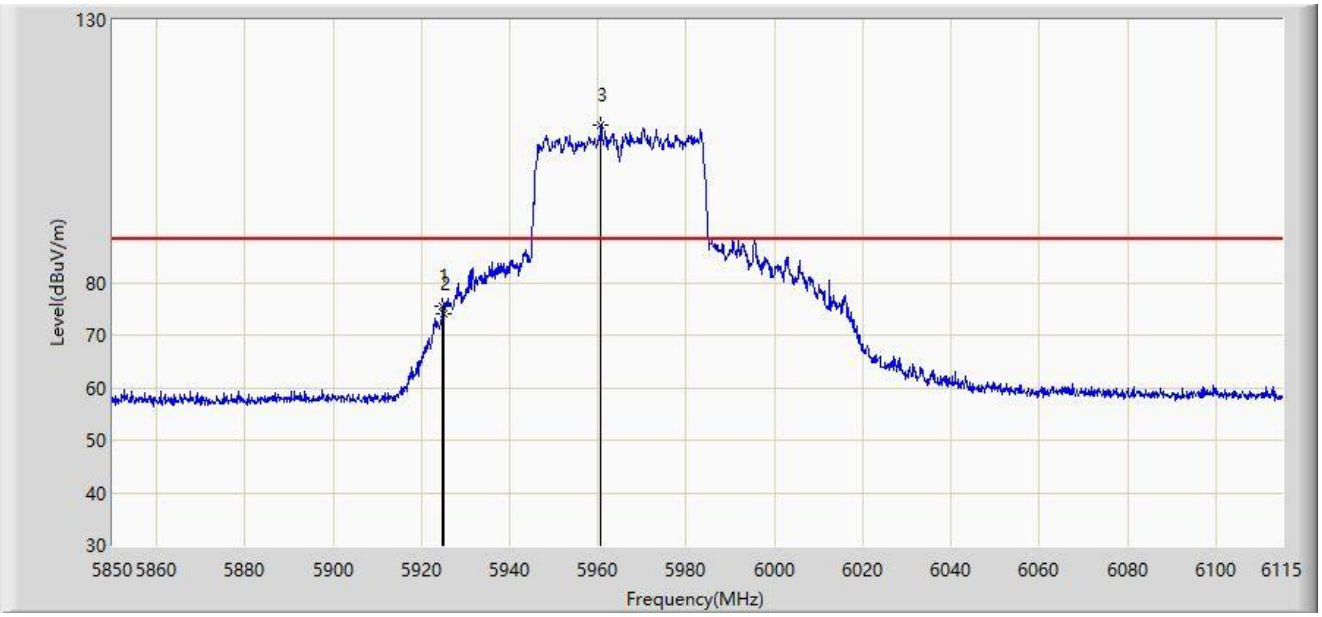

No	Mark	Frequency (MHz)	Measure Level (dBµV/m)	Reading Level (dBµV)	Margin (dB)	Limit (dBµV/m)	Factor (dB/m)	Type
1	*	5924.862	75.466	67.970	-12.734	88.200	7.496	PK
2		5925.000	74.094	66.597	-14.106	88.200	7.496	PK
3		5960.638	110.049	102.665	N/A	N/A	7.383	PK

Note 1: " * ", means this data is the worst emission level.

Note 2: Measure Level (dBµV/m) = Reading Level (dBµV) + Factor (dB/m).

Note 3: Factor (dB/m) = Cable Loss (dB) + Antenna Factor (dB/m) - Pre_Amplifier Gain (dB).

Site: WZ-AC1	Test Date: 2023-08-02
Limit: FCC_6G_RE(3m)	Engineer: Carl Jiang
Probe: Horn 3117_1-18GHz	Polarity: Vertical
EUT: HPE Aruba User Experience Sensor	Power: AC 120V/60Hz
Test Mode: Transmit by 802.11ax-HE40 at 5965MHz	

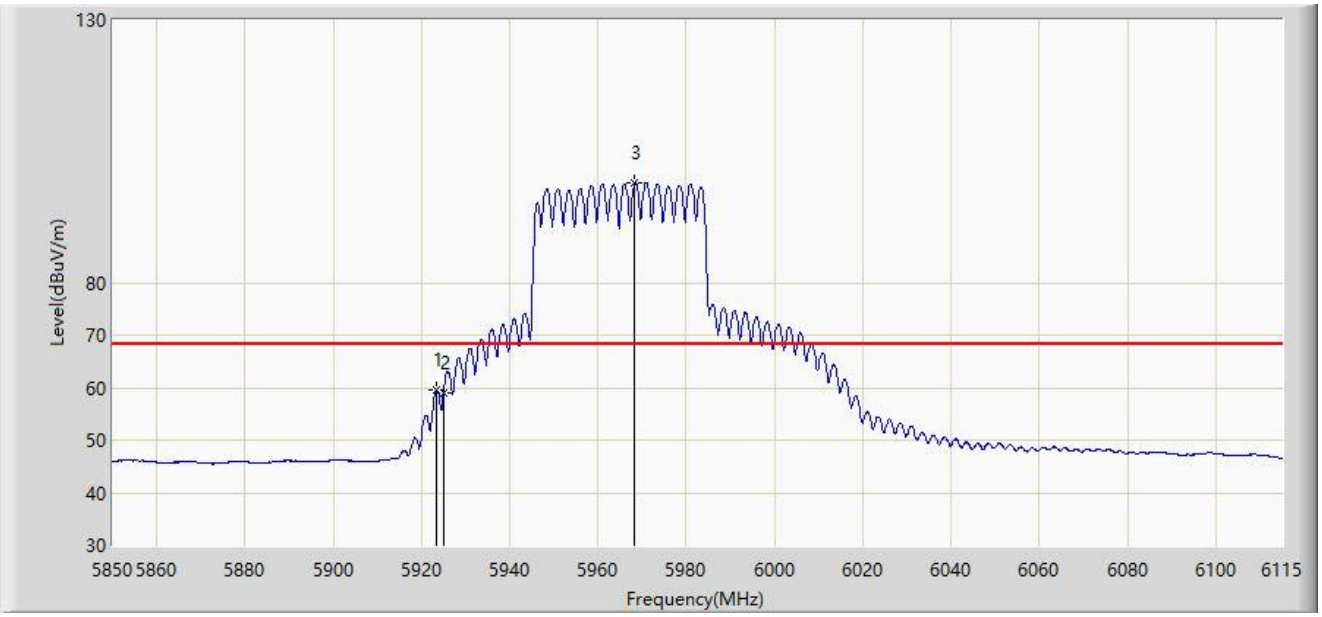

No	Mark	Frequency (MHz)	Measure Level (dBµV/m)	Reading Level (dBµV)	Margin (dB)	Limit (dBµV/m)	Factor (dB/m)	Type
1	*	5923.538	59.424	51.932	-8.776	68.200	7.492	AV
2		5925.000	58.943	51.446	-9.257	68.200	7.496	AV
3		5968.322	98.920	91.502	N/A	N/A	7.419	AV

Note 1: " * ", means this data is the worst emission level.

Note 2: Measure Level (dBµV/m) = Reading Level (dBµV) + Factor (dB/m).

Note 3: Factor (dB/m) = Cable Loss (dB) + Antenna Factor (dB/m) - Pre_Amplifier Gain (dB).

Site: WZ-AC1	Test Date: 2023-08-02
Limit: FCC_6G_RE(3m)	Engineer: Carl Jiang
Probe: Horn 3117_1-18GHz	Polarity: Horizontal
EUT: HPE Aruba User Experience Sensor	Power: AC 120V/60Hz
Test Mode: Transmit by 802.11ax-HE80 at 5985MHz	

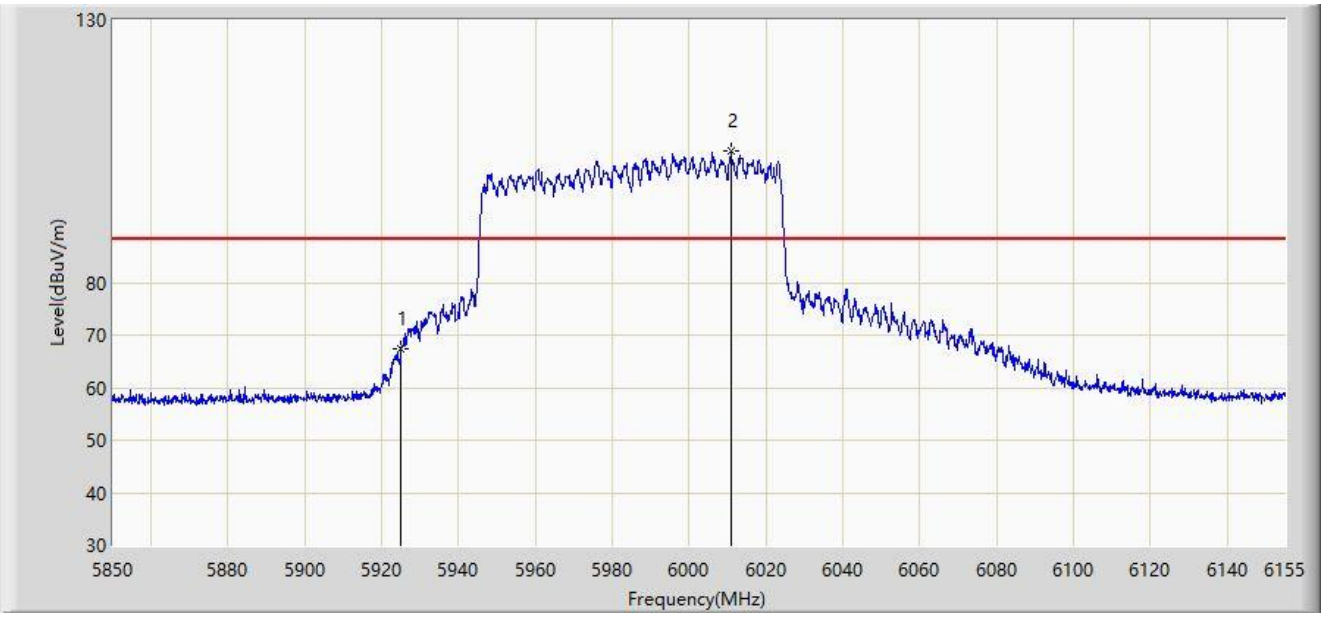

No	Mark	Frequency (MHz)	Measure Level (dBµV/m)	Reading Level (dBµV)	Margin (dB)	Limit (dBµV/m)	Factor (dB/m)	Type
1	*	5925.000	67.340	59.843	-20.860	88.200	7.496	PK
2		6010.888	105.136	97.358	N/A	N/A	7.778	PK

Note 1: " * ", means this data is the worst emission level.

Note 2: Measure Level (dBµV/m) = Reading Level (dBµV) + Factor (dB/m).

Note 3: Factor (dB/m) = Cable Loss (dB) + Antenna Factor (dB/m) - Pre_Amplifier Gain (dB).

Site: WZ-AC1	Test Date: 2023-08-02
Limit: FCC_6G_RE(3m)	Engineer: Carl Jiang
Probe: Horn 3117_1-18GHz	Polarity: Horizontal
EUT: HPE Aruba User Experience Sensor	Power: AC 120V/60Hz
Test Mode: Transmit by 802.11ax-HE80 at 5985MHz	

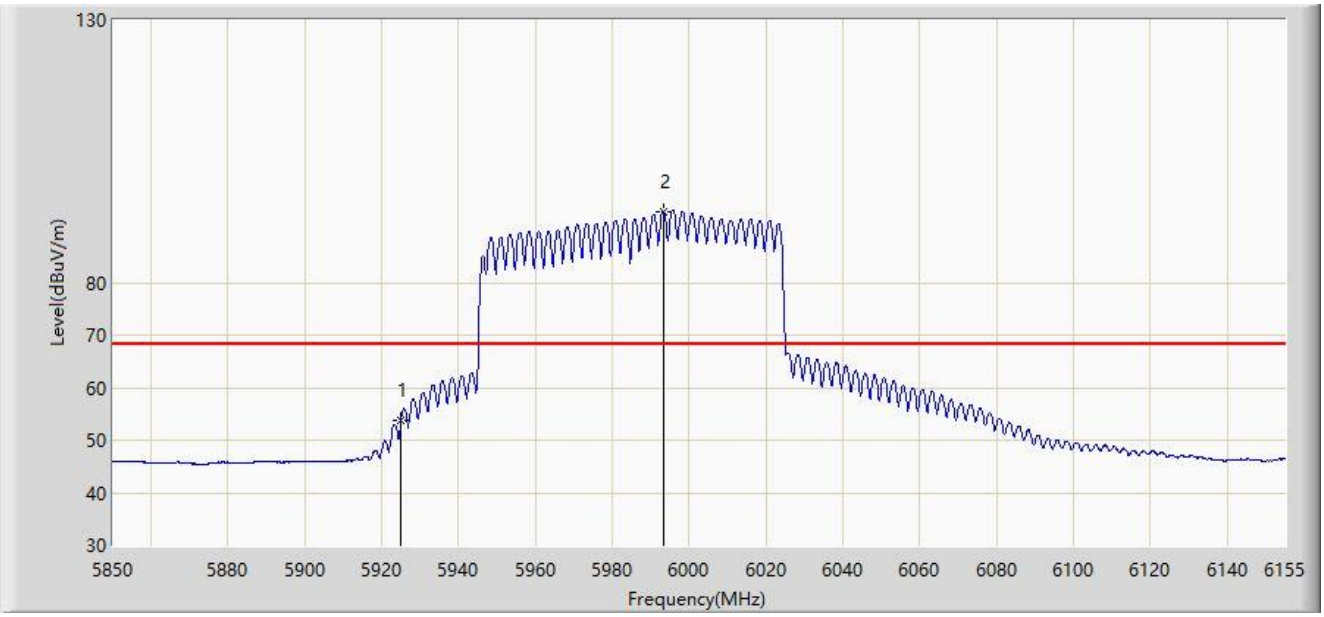

No	Mark	Frequency (MHz)	Measure Level (dBµV/m)	Reading Level (dBµV)	Margin (dB)	Limit (dBµV/m)	Factor (dB/m)	Type
1	*	5925.000	53.896	46.399	-14.304	68.200	7.496	AV
2		5993.197	93.582	85.887	N/A	N/A	7.695	AV

Note 1: " * ", means this data is the worst emission level.

Note 2: Measure Level (dBµV/m) = Reading Level (dBµV) + Factor (dB/m).

Note 3: Factor (dB/m) = Cable Loss (dB) + Antenna Factor (dB/m) - Pre_Amplifier Gain (dB).

Site: WZ-AC1	Test Date: 2023-08-02
Limit: FCC_6G_RE(3m)	Engineer: Carl Jiang
Probe: Horn 3117_1-18GHz	Polarity: Vertical
EUT: HPE Aruba User Experience Sensor	Power: AC 120V/60Hz
Test Mode: Transmit by 802.11ax-HE80 at 5985MHz	

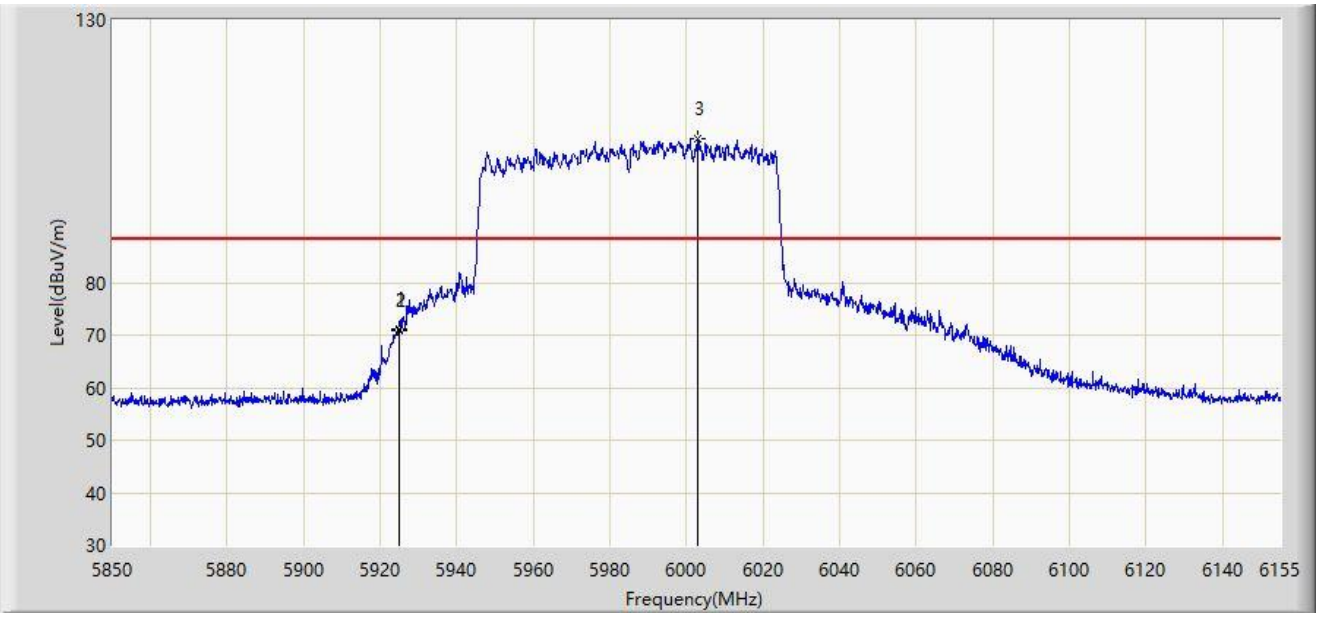

No	Mark	Frequency (MHz)	Measure Level (dBµV/m)	Reading Level (dBµV)	Margin (dB)	Limit (dBµV/m)	Factor (dB/m)	Type
1	*	5924.725	71.080	63.585	-17.120	88.200	7.495	PK
2		5925.000	70.887	63.390	-17.313	88.200	7.496	PK
3		6002.958	107.378	99.628	N/A	N/A	7.750	PK

Note 1: " * ", means this data is the worst emission level.

Note 2: Measure Level (dBµV/m) = Reading Level (dBµV) + Factor (dB/m).

Note 3: Factor (dB/m) = Cable Loss (dB) + Antenna Factor (dB/m) - Pre_Amplifier Gain (dB).

Site: WZ-AC1	Test Date: 2023-08-02
Limit: FCC_6G_RE(3m)	Engineer: Carl Jiang
Probe: Horn 3117_1-18GHz	Polarity: Vertical
EUT: HPE Aruba User Experience Sensor	Power: AC 120V/60Hz
Test Mode: Transmit by 802.11ax-HE80 at 5985MHz	

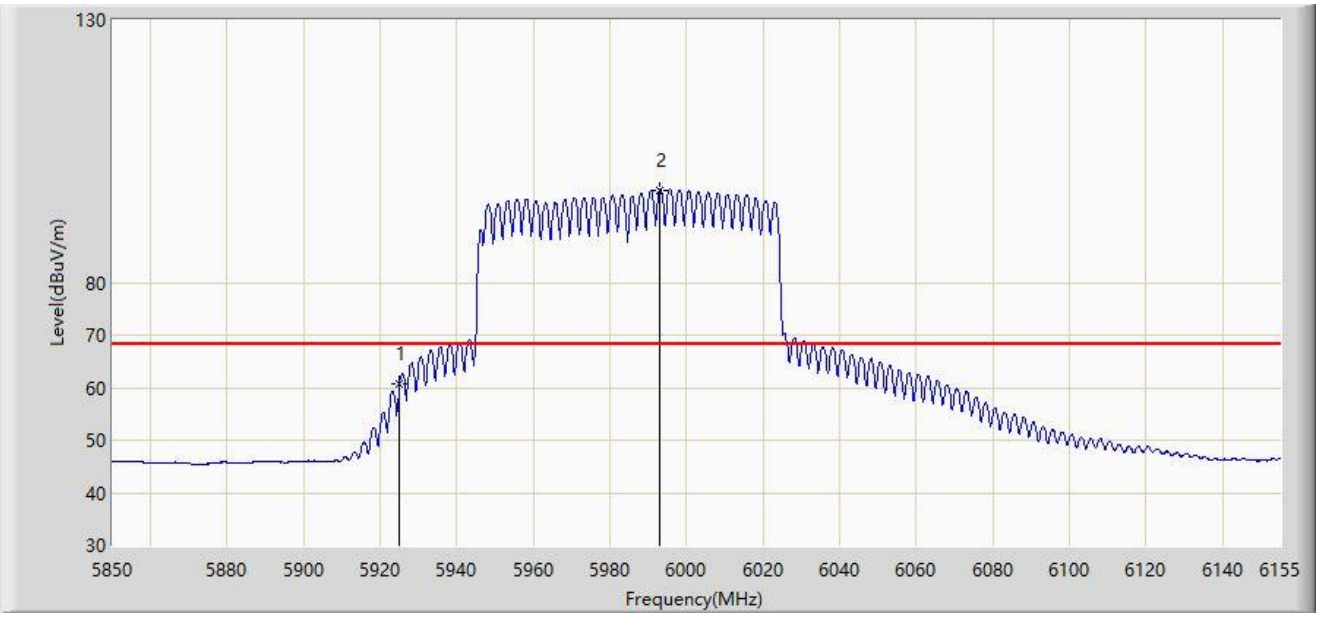

No	Mark	Frequency (MHz)	Measure Level (dBµV/m)	Reading Level (dBµV)	Margin (dB)	Limit (dBµV/m)	Factor (dB/m)	Type
1	*	5925.000	60.683	53.186	-7.517	68.200	7.496	AV
2		5992.893	97.650	89.957	N/A	N/A	7.693	AV

Note 1: " * ", means this data is the worst emission level.

Note 2: Measure Level (dBµV/m) = Reading Level (dBµV) + Factor (dB/m).

Note 3: Factor (dB/m) = Cable Loss (dB) + Antenna Factor (dB/m) - Pre_Amplifier Gain (dB).

Site: WZ-AC1	Test Date: 2023-08-02
Limit: FCC_6G_RE(3m)	Engineer: Carl Jiang
Probe: Horn 3117_1-18GHz	Polarity: Horizontal
EUT: HPE Aruba User Experience Sensor	Power: AC 120V/60Hz
Test Mode: Transmit by 802.11ax-HE160 at 6025MHz	

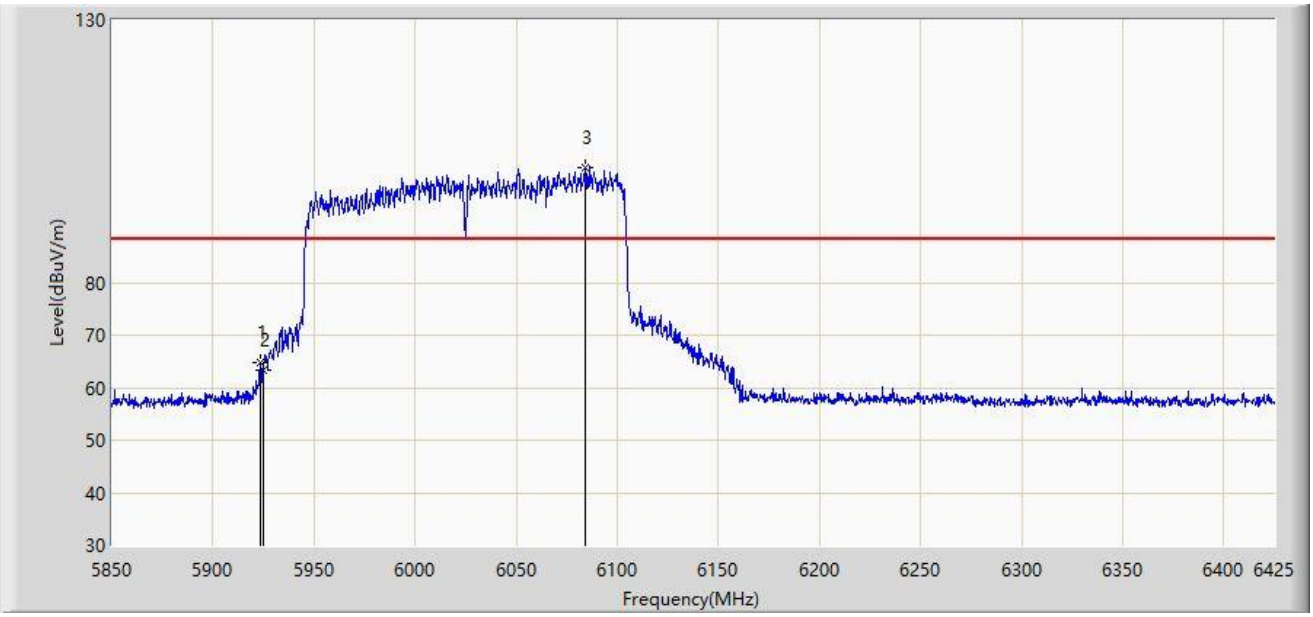

No	Mark	Frequency (MHz)	Measure Level (dBµV/m)	Reading Level (dBµV)	Margin (dB)	Limit (dBµV/m)	Factor (dB/m)	Type
1	*	5923.312	64.763	57.271	-23.437	88.200	7.492	PK
2		5925.000	63.267	55.770	-24.933	88.200	7.496	PK
3		6084.025	101.921	94.230	N/A	N/A	7.692	PK

Note 1: " * ", means this data is the worst emission level.

Note 2: Measure Level (dBµV/m) = Reading Level (dBµV) + Factor (dB/m).

Note 3: Factor (dB/m) = Cable Loss (dB) + Antenna Factor (dB/m) - Pre_Amplifier Gain (dB).

Site: WZ-AC1	Test Date: 2023-08-02
Limit: FCC_6G_RE(3m)	Engineer: Carl Jiang
Probe: Horn 3117_1-18GHz	Polarity: Horizontal
EUT: HPE Aruba User Experience Sensor	Power: AC 120V/60Hz
Test Mode: Transmit by 802.11ax-HE160 at 6025MHz	

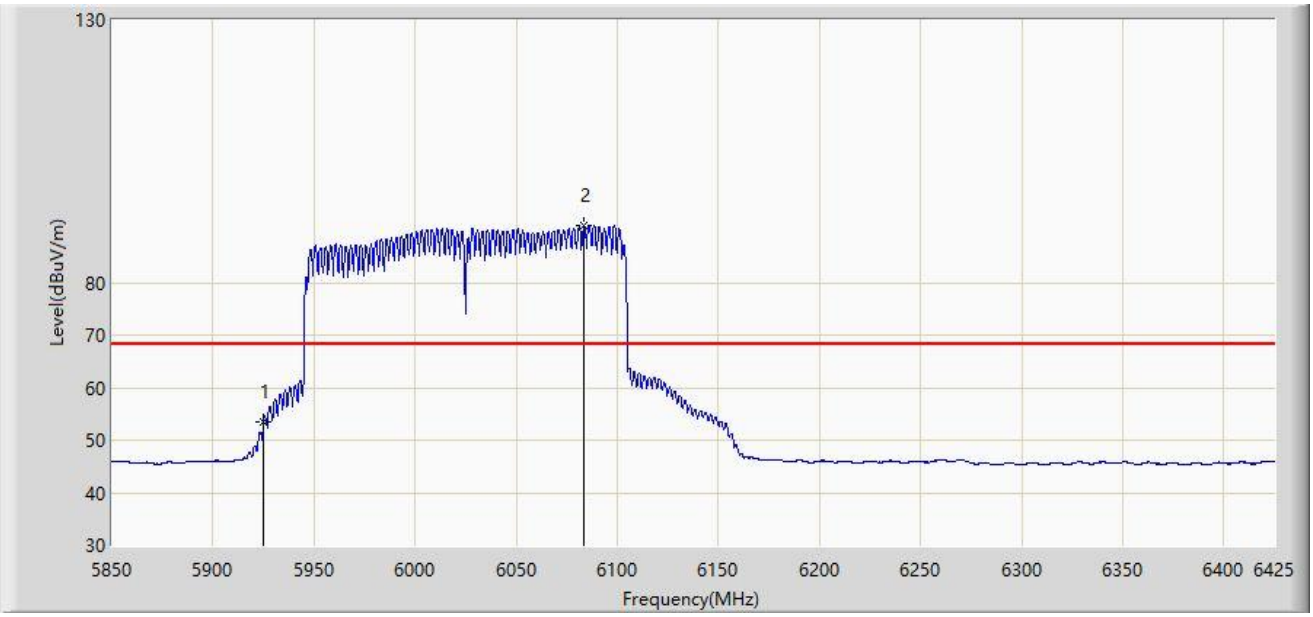

No	Mark	Frequency (MHz)	Measure Level (dBµV/m)	Reading Level (dBµV)	Margin (dB)	Limit (dBµV/m)	Factor (dB/m)	Type
1	*	5925.000	53.474	45.977	-14.726	68.200	7.496	AV
2		6083.450	90.791	83.101	N/A	N/A	7.691	AV

Note 1: " * ", means this data is the worst emission level.

Note 2: Measure Level (dBµV/m) = Reading Level (dBµV) + Factor (dB/m).

Note 3: Factor (dB/m) = Cable Loss (dB) + Antenna Factor (dB/m) - Pre_Amplifier Gain (dB).

Site: WZ-AC1	Test Date: 2023-08-02
Limit: FCC_6G_RE(3m)	Engineer: Carl Jiang
Probe: Horn 3117_1-18GHz	Polarity: Vertical
EUT: HPE Aruba User Experience Sensor	Power: AC 120V/60Hz
Test Mode: Transmit by 802.11ax-HE160 at 6025MHz	

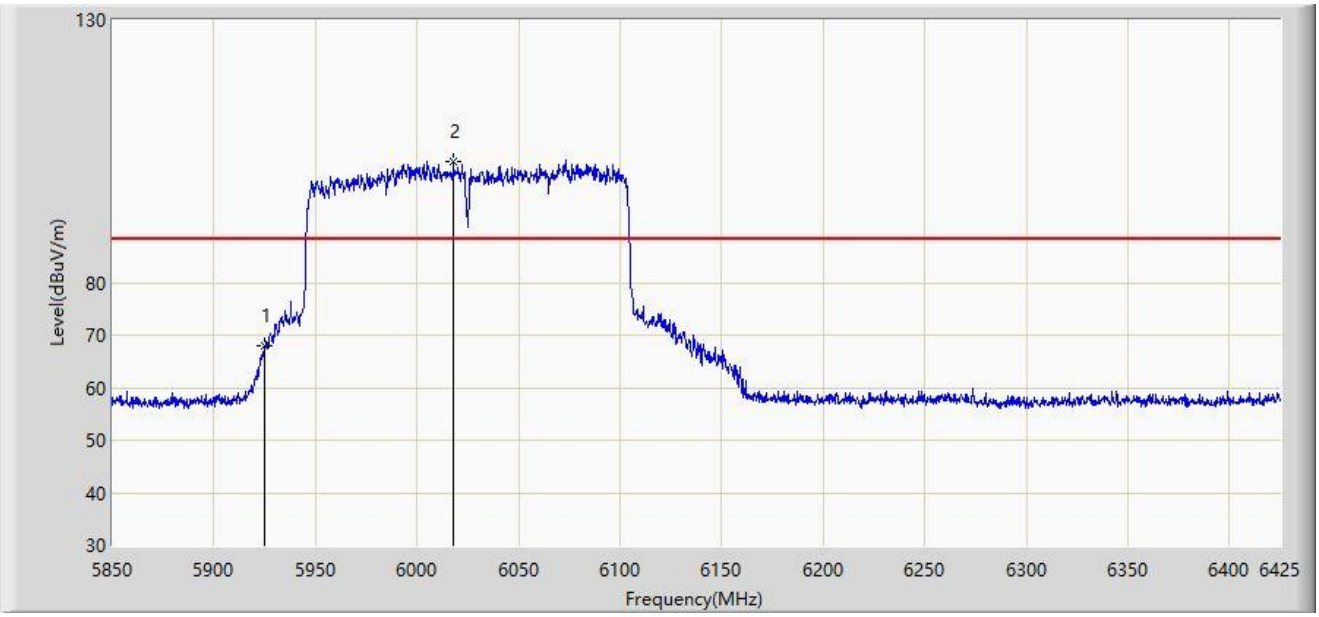

No	Mark	Frequency (MHz)	Measure Level (dBµV/m)	Reading Level (dBµV)	Margin (dB)	Limit (dBµV/m)	Factor (dB/m)	Type
1	*	5925.000	67.909	60.412	-20.291	88.200	7.496	PK
2		6017.900	103.176	95.465	N/A	N/A	7.711	PK

Note 1: " * ", means this data is the worst emission level.

Note 2: Measure Level (dBµV/m) = Reading Level (dBµV) + Factor (dB/m).

Note 3: Factor (dB/m) = Cable Loss (dB) + Antenna Factor (dB/m) - Pre_Amplifier Gain (dB).

Site: WZ-AC1	Test Date: 2023-08-02
Limit: FCC_6G_RE(3m)	Engineer: Carl Jiang
Probe: Horn 3117_1-18GHz	Polarity: Vertical
EUT: HPE Aruba User Experience Sensor	Power: AC 120V/60Hz
Test Mode: Transmit by 802.11ax-HE160 at 6025MHz	

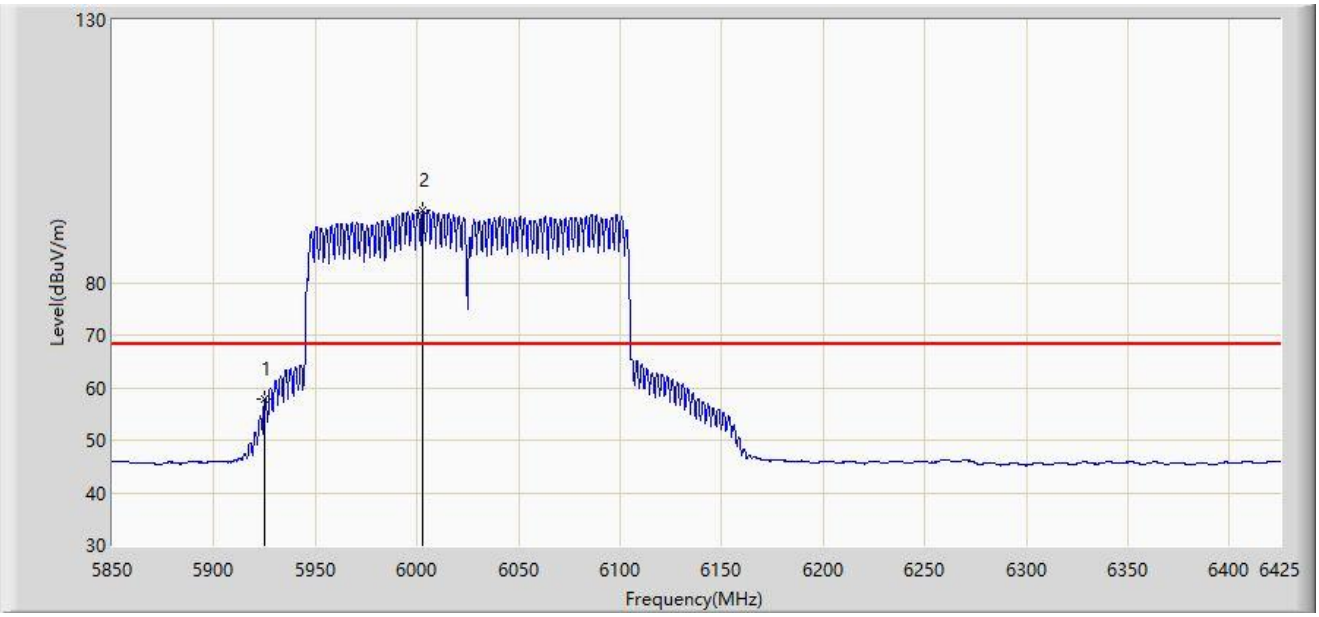

No	Mark	Frequency (MHz)	Measure Level (dBµV/m)	Reading Level (dBµV)	Margin (dB)	Limit (dBµV/m)	Factor (dB/m)	Type
1	*	5925.000	57.867	50.370	-10.333	68.200	7.496	AV
2		6002.950	93.696	85.946	N/A	N/A	7.750	AV

Note 1: " * ", means this data is the worst emission level.

Note 2: Measure Level (dBµV/m) = Reading Level (dBµV) + Factor (dB/m).

Note 3: Factor (dB/m) = Cable Loss (dB) + Antenna Factor (dB/m) - Pre_Amplifier Gain (dB).

A.10 AC Conducted Emissions Test Result

Site: WZ-SR2	Test Date: 2023-08-07
Limit: FCC_Part15.207_CE_AC Power	Engineer: Linda Wei
Probe: ENV216_101683_Filter Off_E	Polarity: Line
EUT: HPE Aruba User Experience Sensor	Power: AC 120V/60Hz
Test Mode: Transmit by 802.11ax-HE160 at channel 6665MHz	

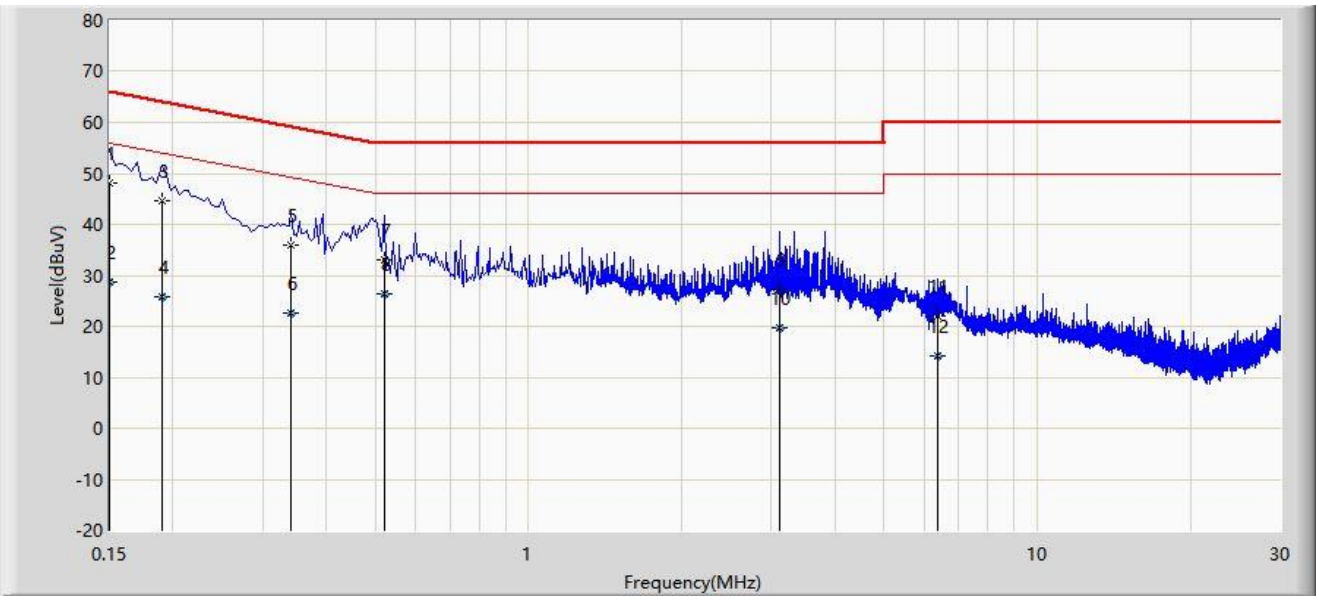

No	Mark	Frequency (MHz)	Measure Level (dBμV)	Reading Level (dBμV)	Margin (dB)	Limit (dBμV)	Factor (dB)	Type
1	*	0.150	48.144	38.378	-17.856	66.000	9.766	QP
2		0.150	28.654	18.889	-27.346	56.000	9.766	AV
3		0.190	44.591	34.808	-19.445	64.037	9.783	QP
4		0.190	25.686	15.903	-28.351	54.037	9.783	AV
5		0.342	35.942	26.095	-23.212	59.155	9.847	QP
6		0.342	22.537	12.689	-26.618	49.155	9.847	AV
7		0.522	33.170	23.226	-22.830	56.000	9.943	QP
8		0.522	26.234	16.290	-19.766	46.000	9.943	AV
9		3.114	27.211	16.659	-28.789	56.000	10.552	QP
10		3.114	19.656	9.105	-26.344	46.000	10.552	AV
11		6.370	22.100	11.172	-37.900	60.000	10.928	QP
12		6.370	14.072	3.144	-35.928	50.000	10.928	AV

Note 1: " * ", means this data is the worst emission level.

Note 2: Measure Level (dBμV) = Reading Level (dBμV) + Factor (dB).

Note 3: Factor (dB) = Cable Loss (dB) + LISN Factor (dB).

Site: WZ-SR2	Test Date: 2023-08-07
Limit: FCC_Part15.207_CE_AC Power	Engineer: Linda Wei
Probe: ENV216_101683_Filter Off_E	Polarity: Neutral
EUT: HPE Aruba User Experience Sensor	Power: AC 120V/60Hz
Test Mode: Transmit by 802.11ax-HE160 at channel 6665MHz	

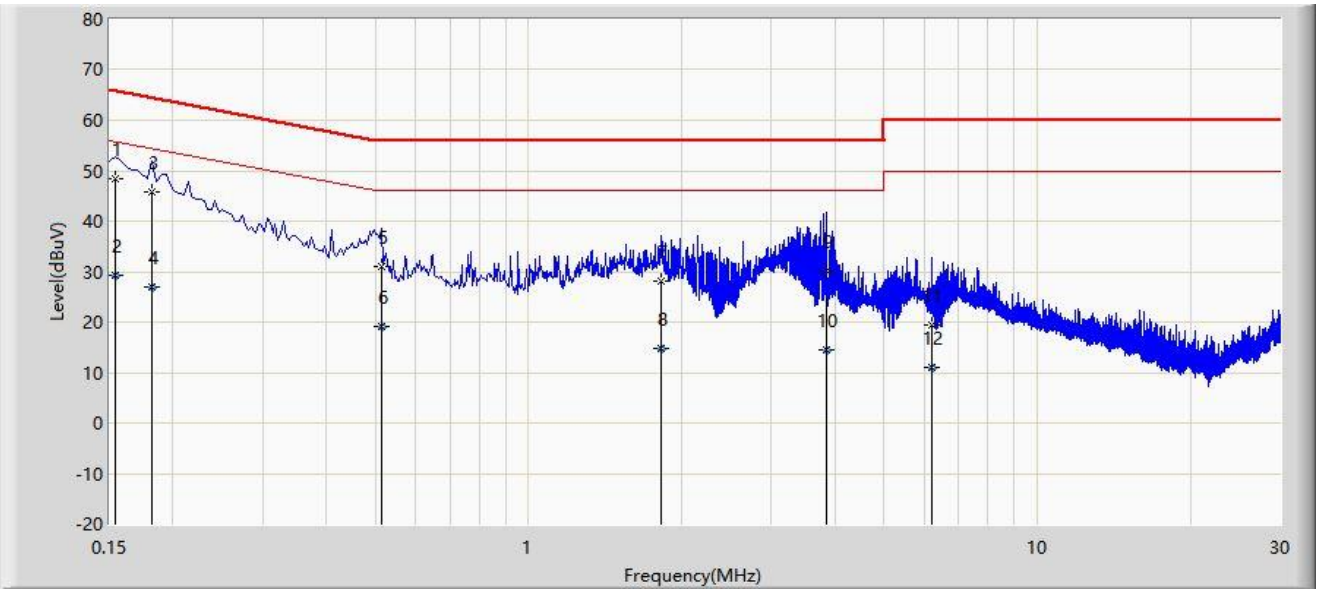

No	Mark	Frequency (MHz)	Measure Level (dBμV)	Reading Level (dBμV)	Margin (dB)	Limit (dBμV)	Factor (dB)	Type
1	*	0.154	48.456	38.682	-17.326	65.781	9.774	QP
2		0.154	29.169	19.395	-26.612	55.781	9.774	AV
3		0.182	45.901	36.120	-18.493	64.394	9.781	QP
4		0.182	26.985	17.204	-27.408	54.394	9.781	AV
5		0.514	31.089	21.139	-24.911	56.000	9.950	QP
6		0.514	19.206	9.257	-26.794	46.000	9.950	AV
7		1.826	28.192	17.813	-27.808	56.000	10.379	QP
8		1.826	14.710	4.331	-31.290	46.000	10.379	AV
9		3.846	30.087	19.228	-25.913	56.000	10.859	QP
10		3.846	14.505	3.647	-31.495	46.000	10.859	AV
11		6.218	19.426	8.226	-40.574	60.000	11.200	QP
12		6.218	10.922	-0.278	-39.078	50.000	11.200	AV

Note 1: " * ", means this data is the worst emission level.

Note 2: Measure Level (dBμV) = Reading Level (dBμV) + Factor (dB).

Note 3: Factor (dB) = Cable Loss (dB) + LISN Factor (dB).

Appendix B - Test Setup Photograph

Refer to “2306RSU027-UT” file.

Appendix C - EUT Photograph

Refer to “2306RSU027-UE” file.

The End