802.11ax-HE80 The Mask Data

Channel 7 (5985MHz)

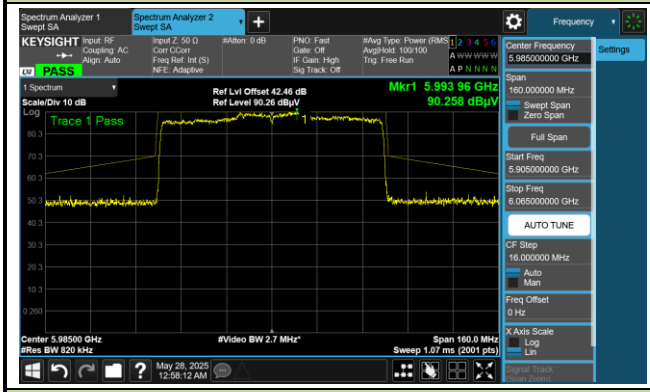

Channel 55 (6225MHz)

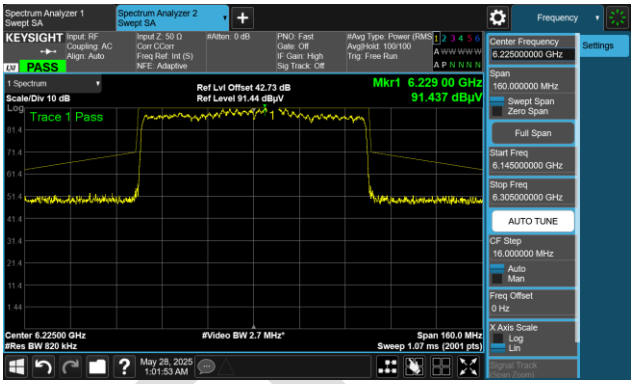

Channel 87 (6385MHz)

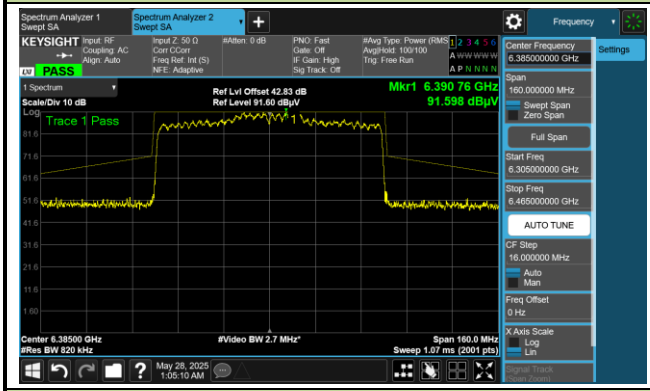

Channel 103 (6465MHz)

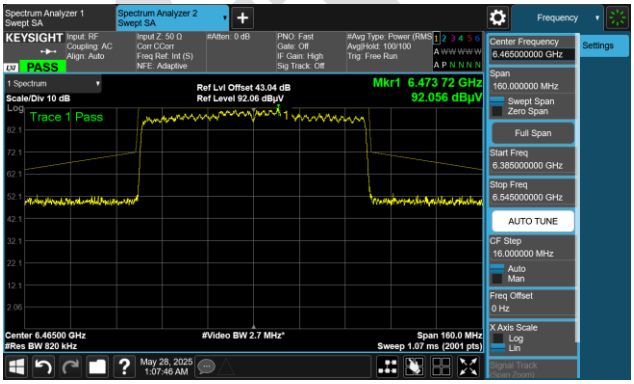

Channel 119 (6545MHz)

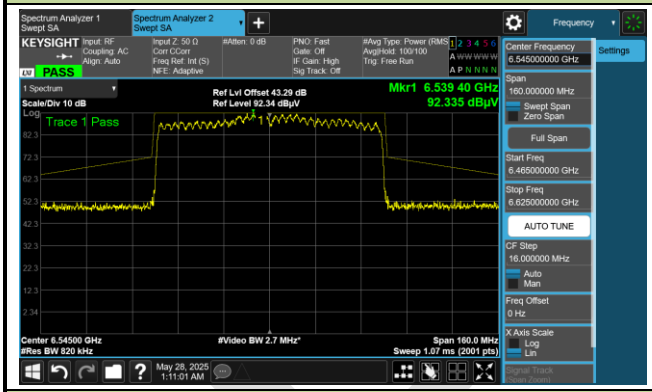

Channel 135 (6625MHz)

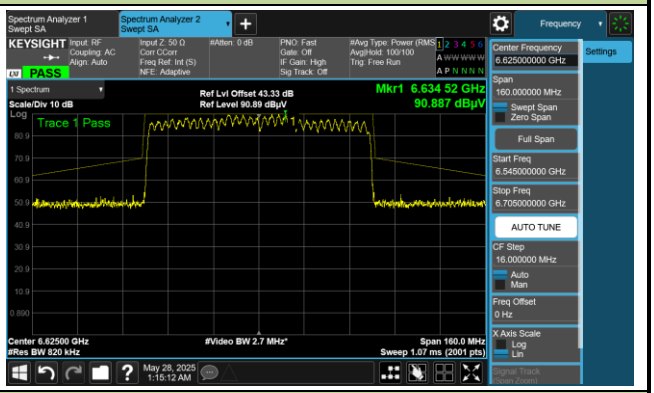

Channel 151 (6705MHz)

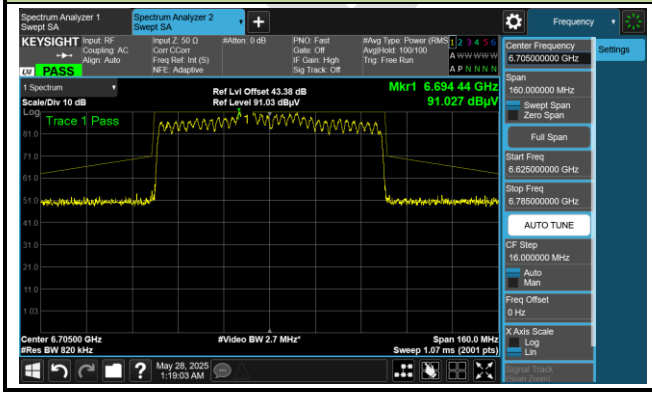

Channel 167 (6785MHz)

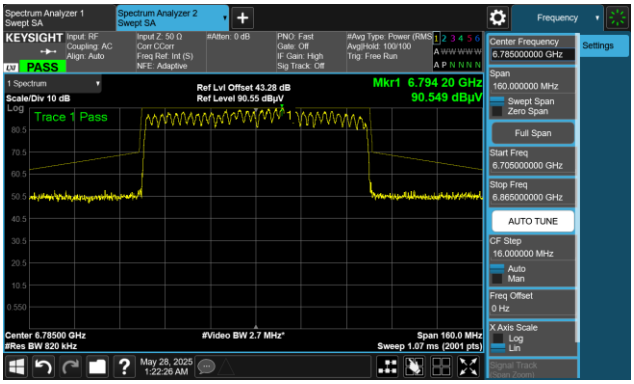

802.11ax-HE80 The Mask Data	
Channel 183 (6865MHz)	Channel 199 (6945MHz)
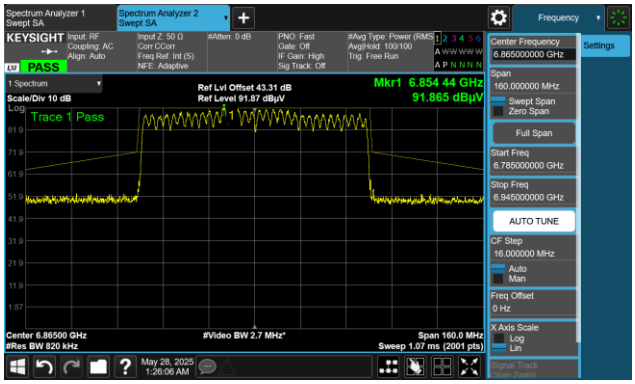	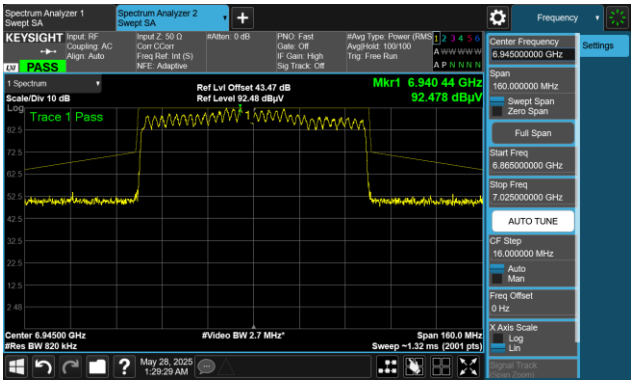
Channel 215 (7025MHz)	
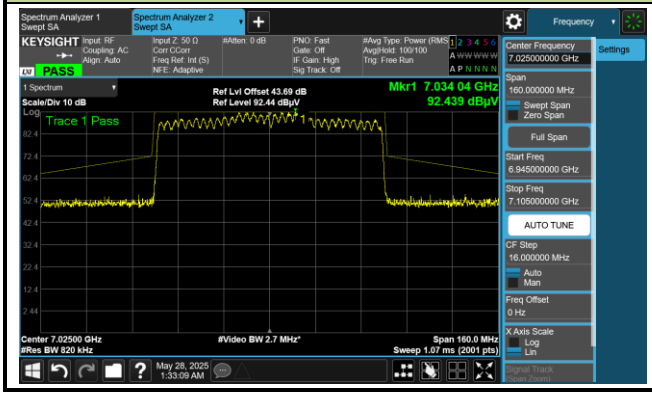	

802.11ax-HE160 The Mask Data

Channel 15 (6025MHz)

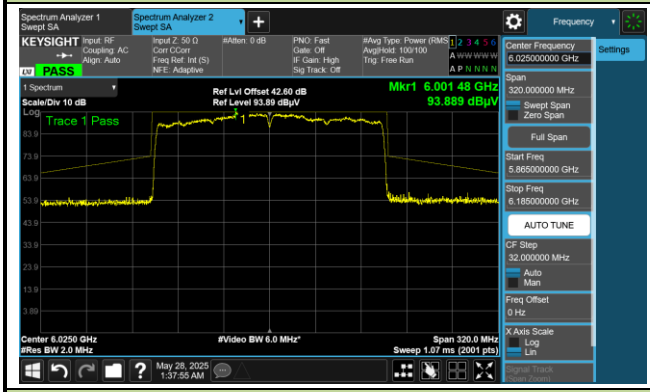

Channel 47 (6185MHz)

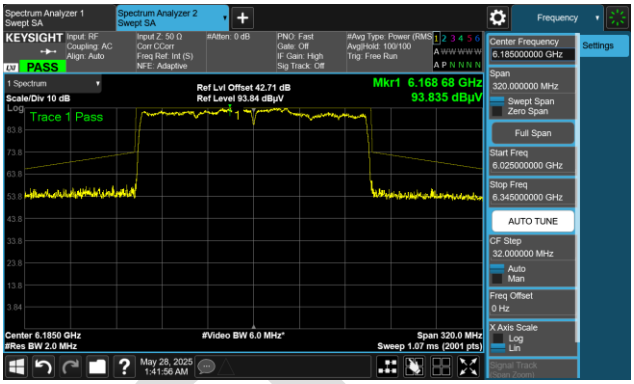

Channel 79 (6345MHz)

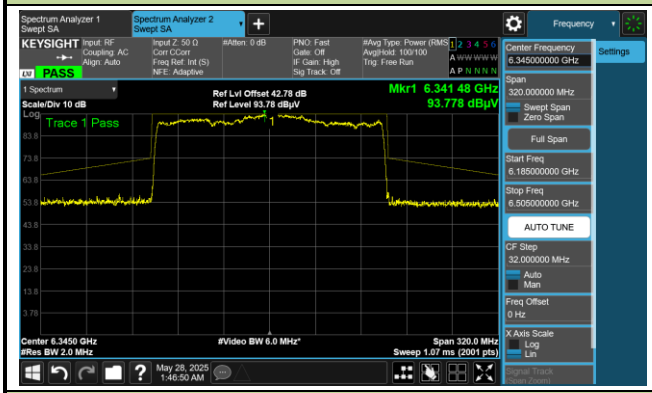

Channel 111 (6505MHz)

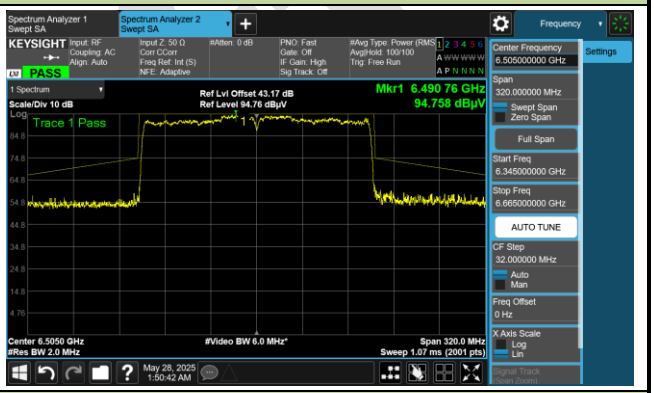

Channel 143 (6665MHz)

Channel 175 (6825MHz)

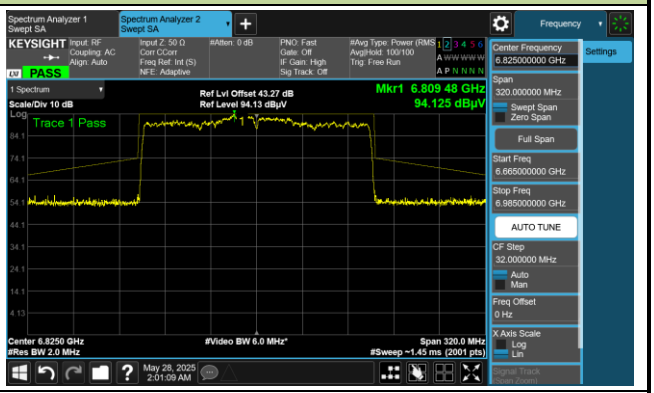

Channel 207 (6985MHz)

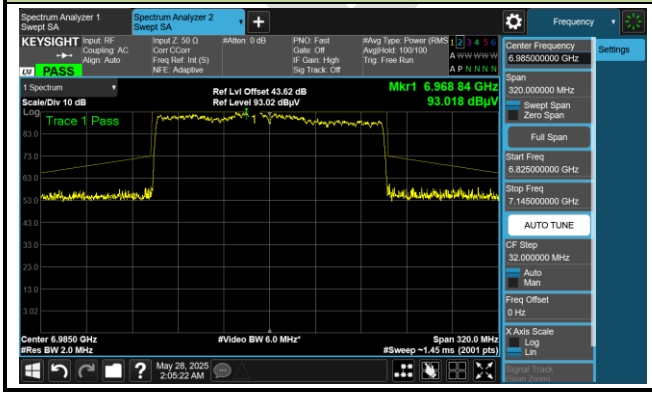

802.11be-EHT20 The Mask Data

Channel 1 (5955MHz)

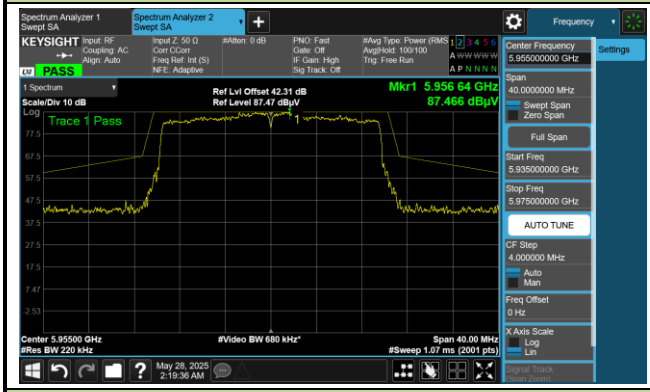

Channel 49 (6195MHz)

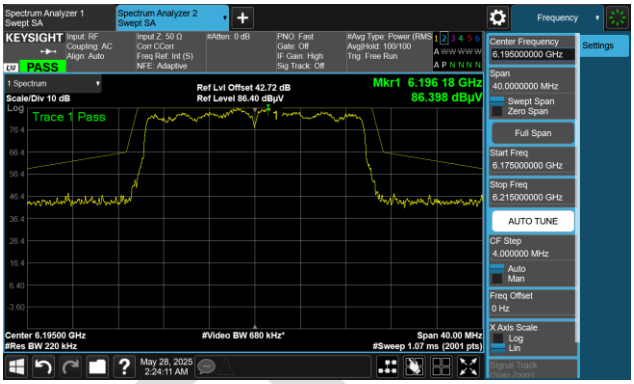

Channel 93 (6415MHz)

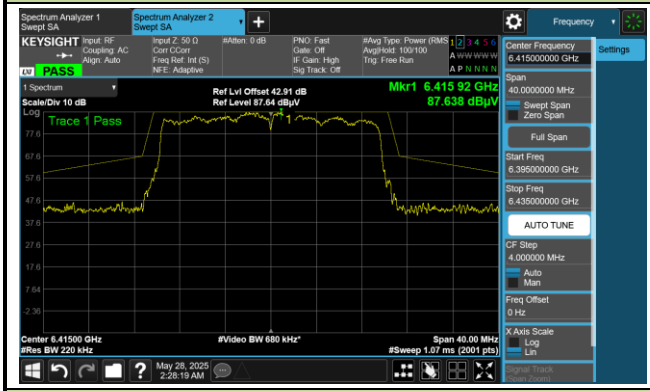

Channel 97 (6435MHz)

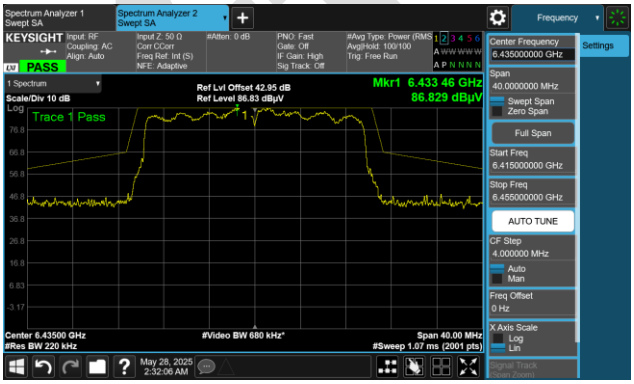

Channel 105 (6475MHz)

Channel 113 (6515MHz)

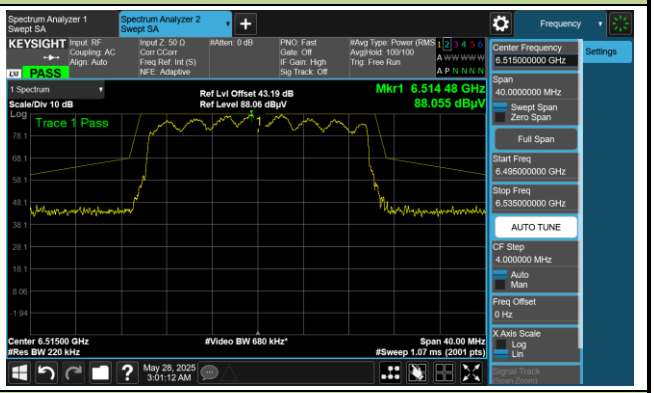

Channel 117 (6535MHz)

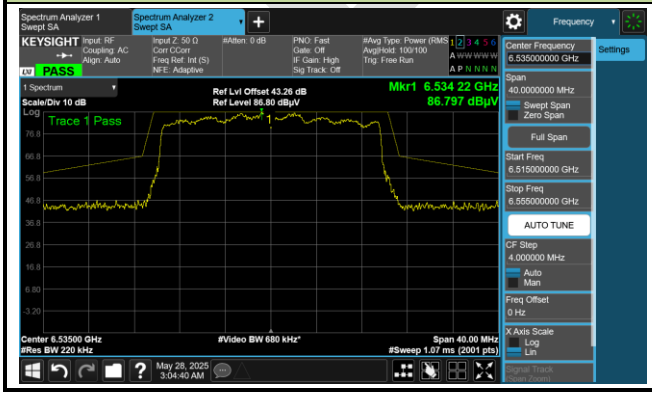

Channel 149 (6695MHz)

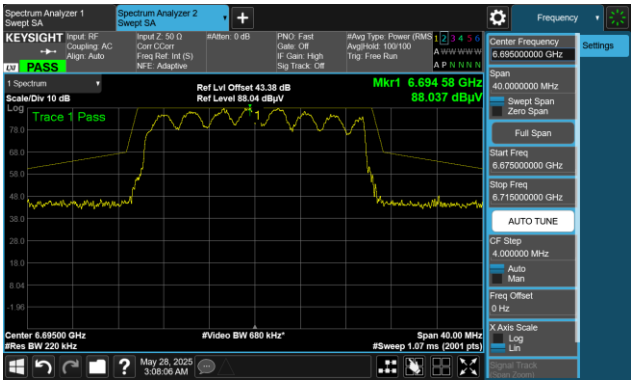

802.11be-EHT20 The Mask Data	
Channel 181 (6855MHz)	Channel 185 (6875MHz)
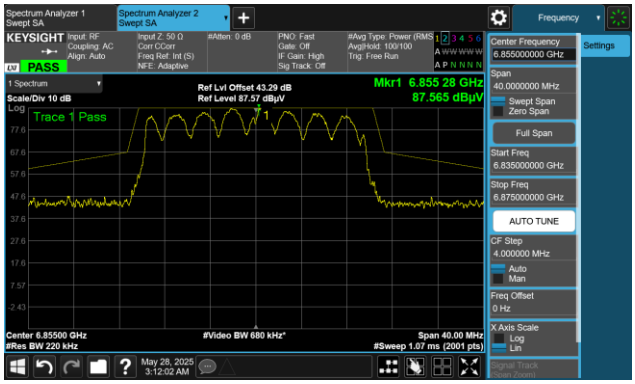	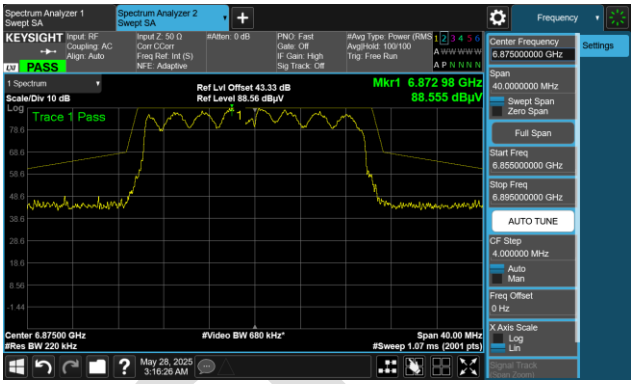
Channel 189 (6895MHz)	Channel 209 (6995MHz)
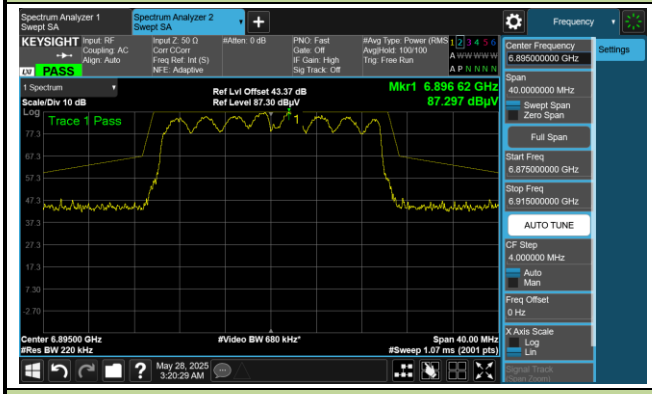	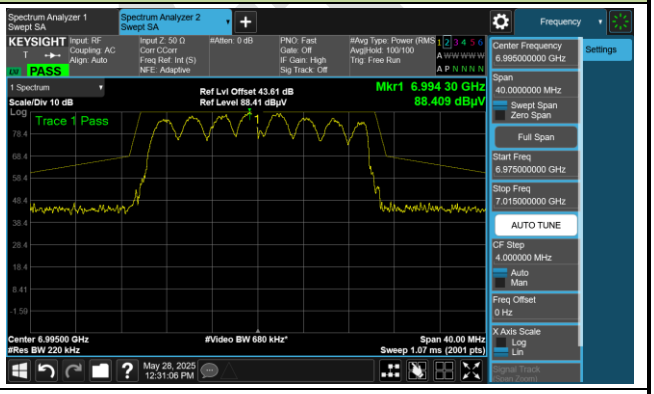
Channel 229 (7095MHz)	

802.11be-EHT40 The Mask Data

Channel 3 (5965MHz)

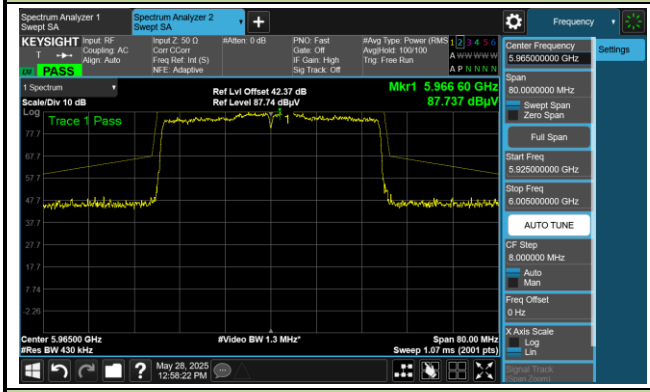

Channel 51 (6205MHz)

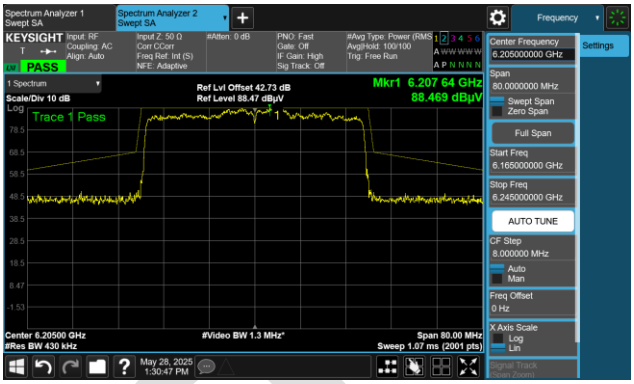

Channel 91 (6405MHz)

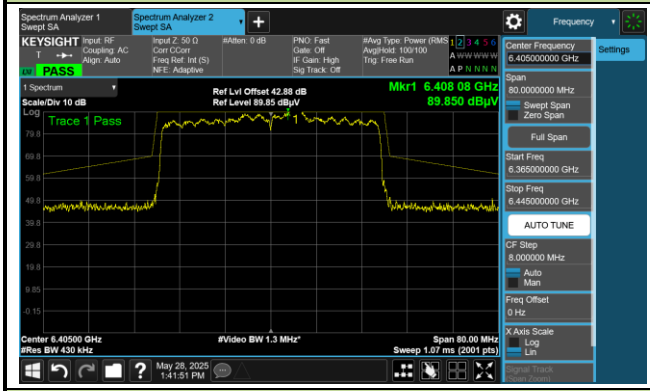

Channel 99 (6445MHz)

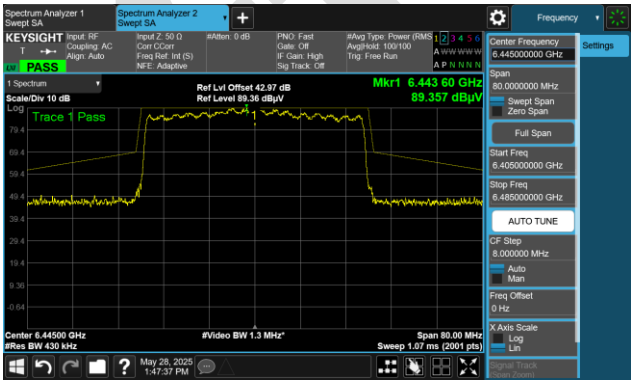

Channel 107 (6485MHz)

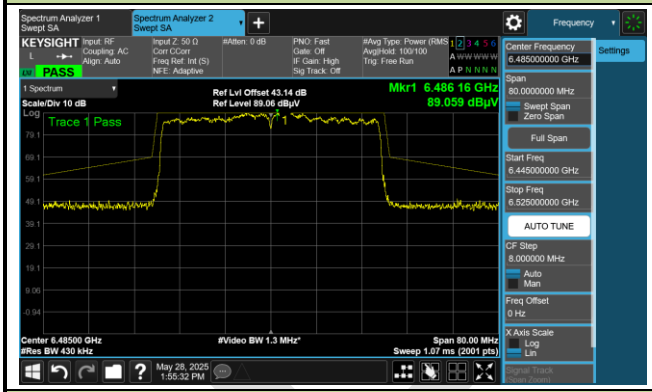

Channel 115 (6525MHz)

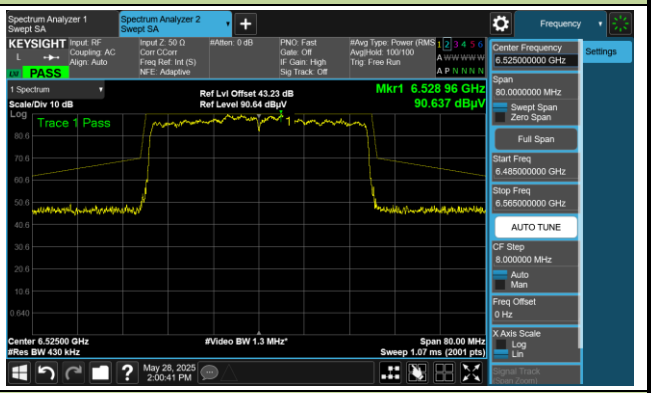

Channel 123 (6565MHz)

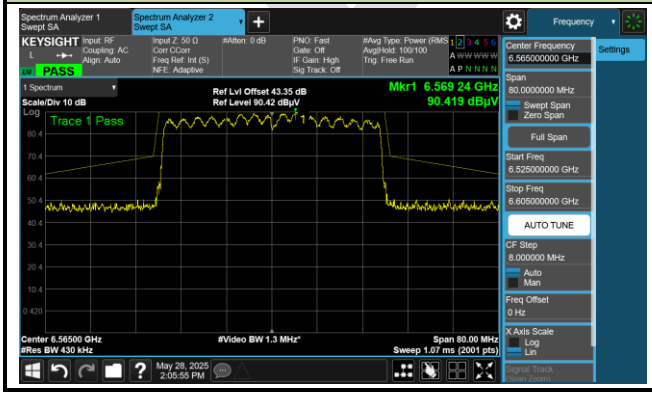

Channel 147 (6685MHz)

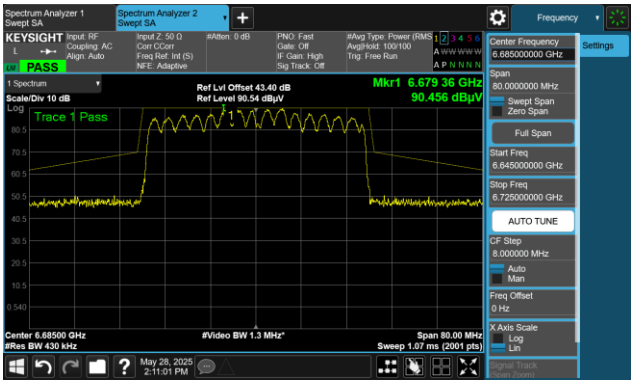

802.11be-EHT40 The Mask Data	
Channel 179 (6845MHz)	Channel 187 (6885MHz)
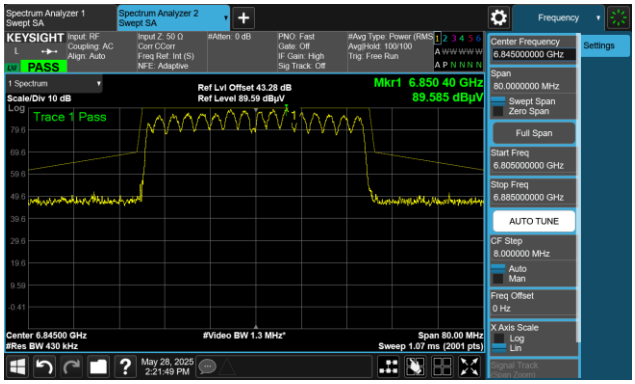	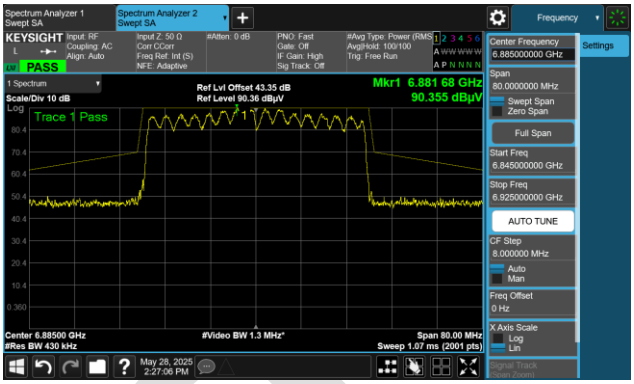
Channel 195 (6925MHz)	Channel 211 (7005MHz)
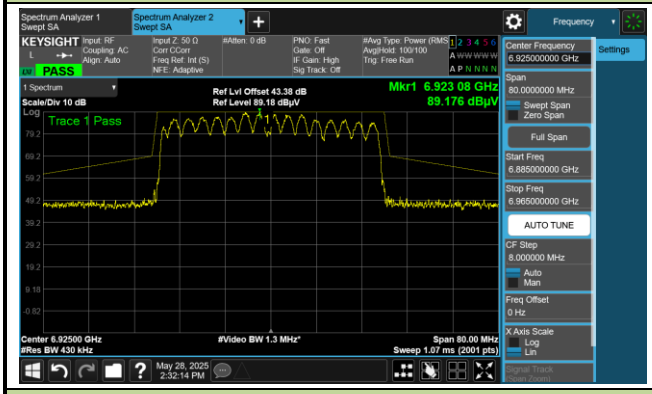	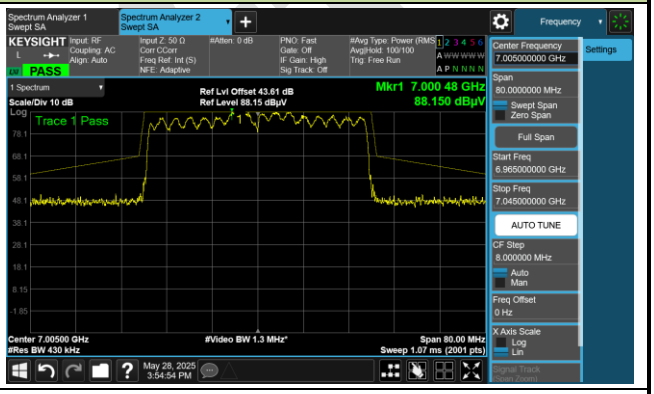
Channel 227 (7085MHz)	
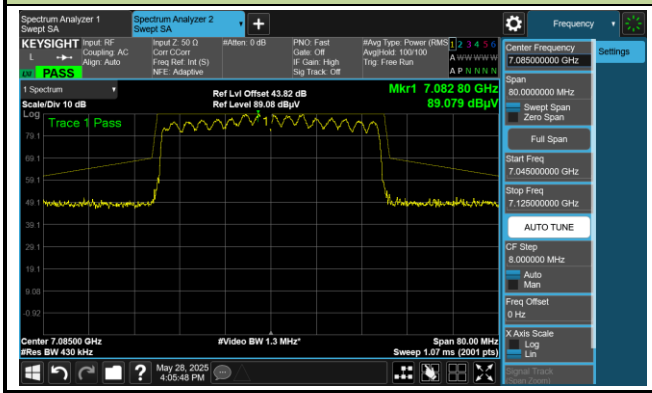	

802.11be-EHT80 The Mask Data

Channel 7 (5985MHz)

Channel 55 (6225MHz)

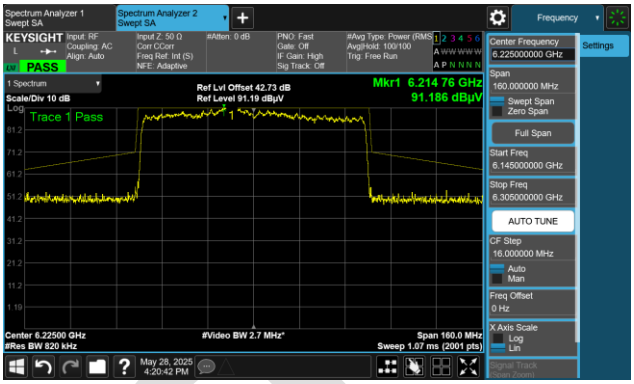

Channel 87 (6385MHz)

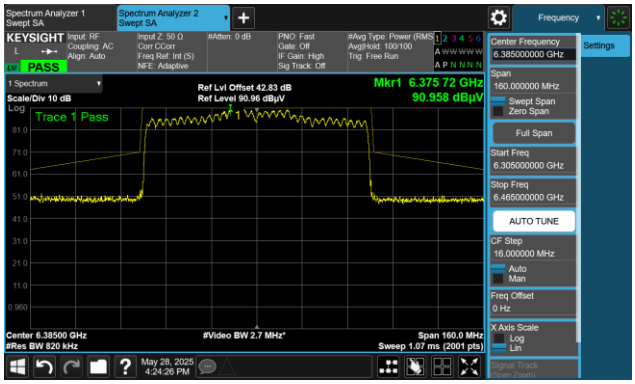

Channel 103 (6465MHz)

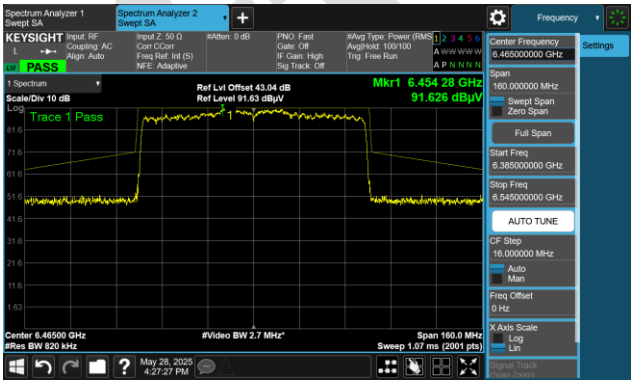

Channel 119 (6545MHz)

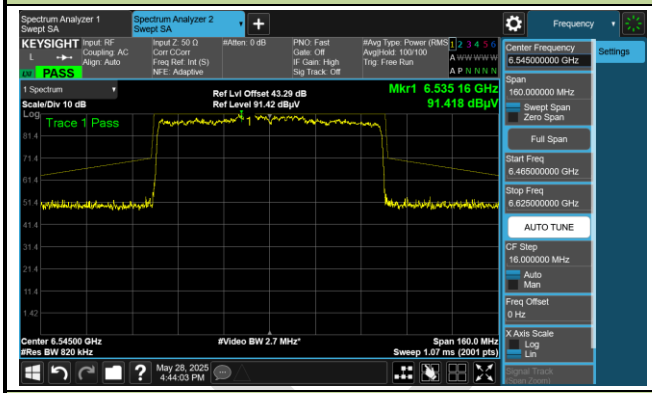

Channel 135 (6625MHz)

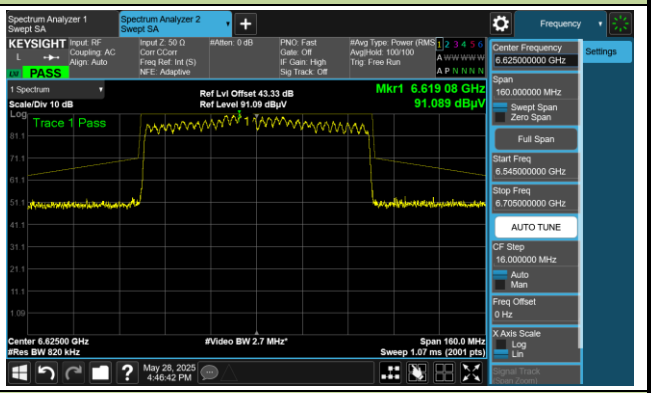

Channel 151 (6705MHz)

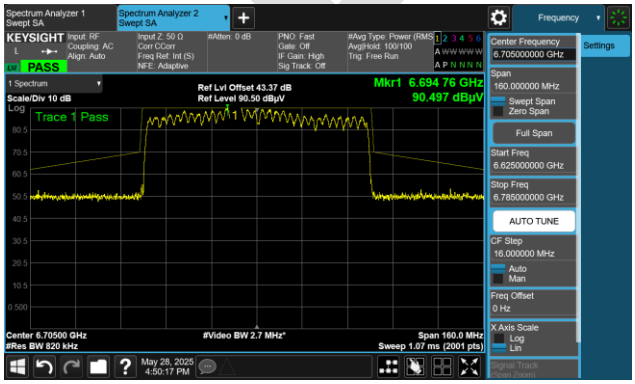

Channel 167 (6785MHz)

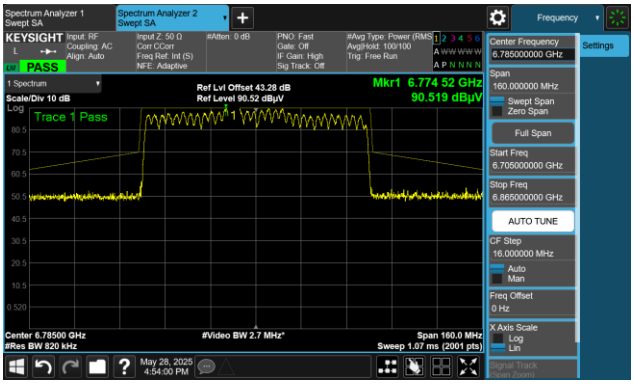

802.11be-EHT80 The Mask Data	
Channel 183 (6865MHz)	Channel 199 (6945MHz)
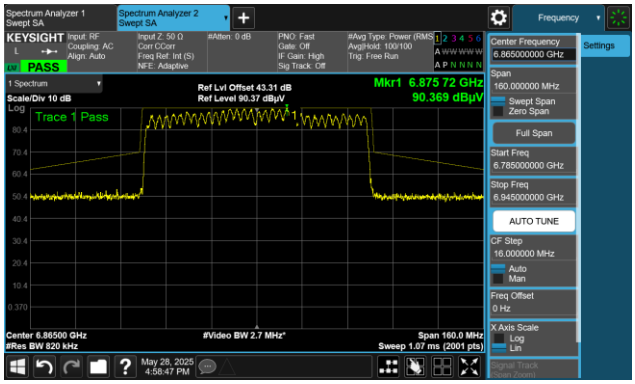	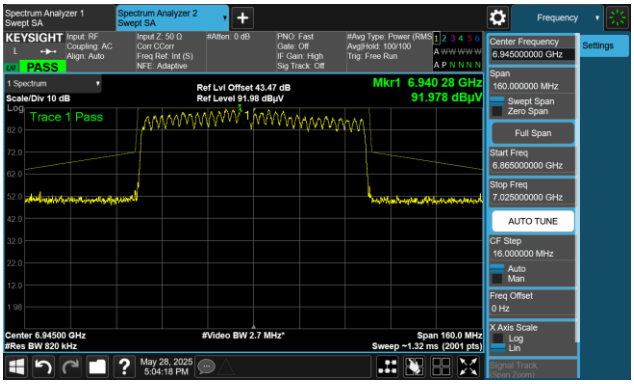
Channel 215 (7025MHz)	
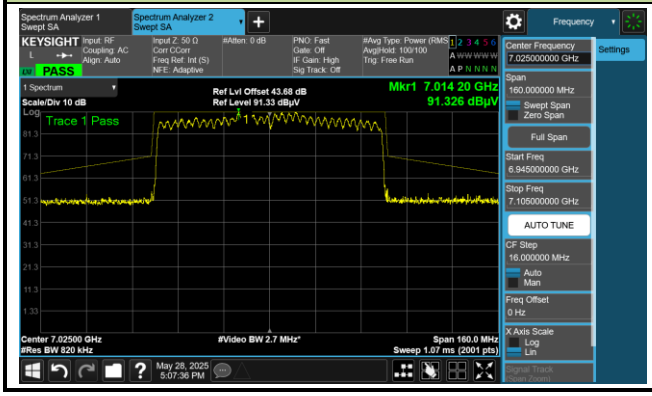	

802.11be-EHT160 The Mask Data

Channel 15 (6025MHz)

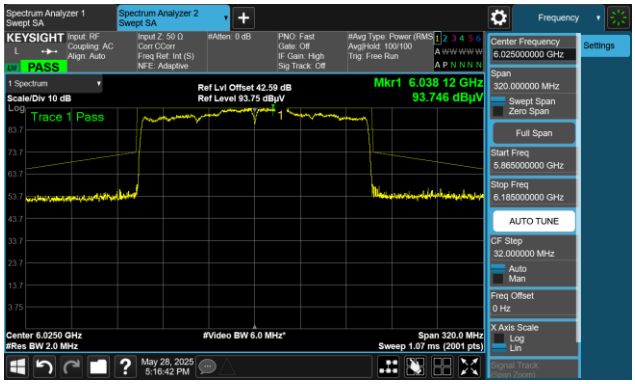

Channel 47 (6185MHz)

Channel 79 (6345MHz)

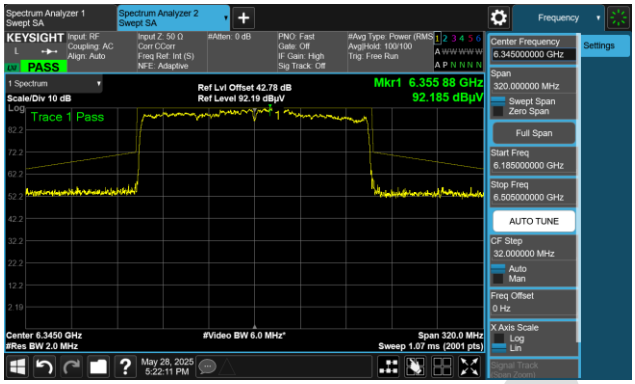

Channel 111 (6505MHz)

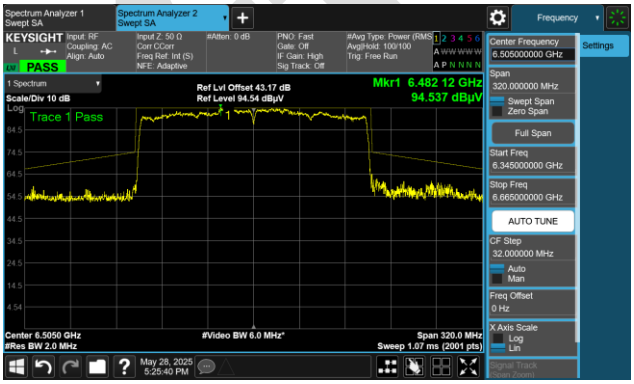

Channel 143 (6665MHz)

Channel 175 (6825MHz)

Channel 207 (6985MHz)

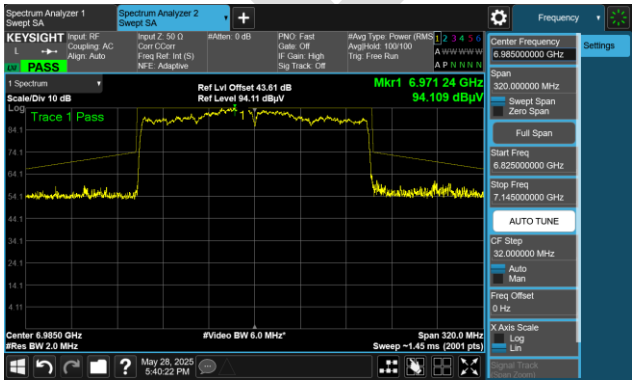

A.6 Frequency Stability Test Result

Test Site	SIP-TR1	Test Engineer	Alan Yu
Test Date	2025-07-03		
Test Mode	5955MHz (Carrier Mode)		

Voltage (%)	Power (VAC)	Temp (°C)	Frequency Tolerance (ppm)			
			0 minutes	2 minutes	5 minutes	10 minutes
100	120	- 30	-0.54	-0.53	-0.53	-0.53
		- 20	-0.93	-0.97	-0.93	-0.94
		- 10	-2.81	-2.79	-2.80	-2.73
		0	-8.44	-8.21	-8.06	-7.97
		+ 10	-9.54	-9.44	-9.37	-9.36
		+ 20	-11.49	-11.92	-12.02	-12.14
		+ 30	-15.30	-15.31	-15.31	-15.27
		+ 40	-16.62	-16.65	-16.67	-16.68
		+ 50	-16.47	-16.46	-16.44	-16.43
115	138	+ 20	-12.23	-12.25	-12.28	-12.26
85	102	+ 20	-13.94	-14.06	-14.04	-13.92

Note: Frequency Tolerance (ppm) = {[Measured Frequency (Hz) - Declared Frequency (Hz)] / Declared Frequency (Hz)} $*10^6$.

A.7 Contention Based Protocol Test Result

Test Site	SIP-TR1	Test Engineer	Alan Yu
Test Date	2025-05-20 ~ 2025-05-21		

Test Channel	Bandwidth (MHz)	Freq. (MHz)	AWGN Freq. (MHz)	AWGN Power (dBm)	Ant. Gain (dBi)	Adjust Power (dBm)	Detection Limit (dBm)	Detected Number	Detection Probability (%)	Limit (%)	Test Result
Operation Band: U-NII 5											
33	20	6115	6115	-61.72	1.81	-63.53	≤ -62.0	10	100	90	Pass
47	160	6185	6110	-64.62	1.81	-66.43	≤ -62.0	10	100	90	Pass
47	160	6185	6185	-61.71	1.81	-63.52	≤ -62.0	10	100	90	Pass
47	160	6185	6260	-64.09	1.81	-65.90	≤ -62.0	10	100	90	Pass
Operation Band: U-NII 6											
97	20	6435	6435	-62.97	1.81	-64.78	≤ -62.0	10	100	90	Pass
111	160	6505	6430	-64.81	1.81	-66.62	≤ -62.0	10	100	90	Pass
111	160	6505	6505	-61.33	1.81	-63.14	≤ -62.0	10	100	90	Pass
111	160	6505	6580	-64.83	1.81	-66.64	≤ -62.0	10	100	90	Pass
Operation Band: U-NII 7											
153	20	6715	6715	-62.77	1.81	-64.58	≤ -62.0	10	100	90	Pass
143	160	6665	6590	-65.01	1.81	-66.82	≤ -62.0	10	100	90	Pass
143	160	6665	6665	-60.89	1.81	-62.70	≤ -62.0	10	100	90	Pass
143	160	6665	6740	-64.74	1.81	-66.55	≤ -62.0	10	100	90	Pass
Operation Band: U-NII 8											
213	20	7015	7015	-62.74	1.81	-64.55	≤ -62.0	10	100	90	Pass
207	160	6985	6910	-65.51	1.81	-67.32	≤ -62.0	10	100	90	Pass
207	160	6985	6985	-61.43	1.81	-63.24	≤ -62.0	10	100	90	Pass
207	160	6985	7060	-63.70	1.81	-65.51	≤ -62.0	10	100	90	Pass

Note 1: Adjust Power (dBm) = AWGN Power (dBm) – Antenna Gain (dBi).

Note 2: Conducted measurements are used.

Test Site	SIP-TR1	Test Engineer	Alan Yu
Test Date	2025-05-20 ~ 2025-05-21		

Bandwidth (MHz)	Freq. (MHz)	AWGN Freq. (MHz)	Adjust Power (dBm)	EUT Tx Status
Operation Band: U-NII 5				
20	6135	6115	-68.51	ON
			-67.51	Minimal
			-63.53	OFF
160	6185	6110	-70.51	ON
			-69.51	Minimal
			-66.43	OFF
160	6185	6185	-66.91	ON
			-65.91	Minimal
			-63.52	OFF
160	6185	6260	-70.41	ON
			-69.41	Minimal
			-65.90	OFF
Operation Band: U-NII 6				
20	6435	6435	-68.71	ON
			-67.71	Minimal
			-64.78	OFF
160	6505	6430	-70.41	ON
			-69.41	Minimal
			-66.62	OFF
160	6505	6505	-67.61	ON
			-66.61	Minimal
			-63.14	OFF
160	6505	6580	-69.51	ON
			-68.51	Minimal
			-66.64	OFF

Bandwidth (MHz)	Freq. (MHz)	AWGN Freq. (MHz)	Adjust Power (dBm)	EUT Status
Operation Band: U-NII 7				
20	6715	6715	-68.41	ON
			-67.41	Minimal
			-64.58	OFF
160	6665	6590	-70.71	ON
			-69.71	Minimal
			-66.82	OFF
160	6665	6665	-66.51	ON
			-65.51	Minimal
			-62.70	OFF
160	6665	6740	-70.41	ON
			-69.41	Minimal
			-66.55	OFF
Operation Band: U-NII 8				
20	7015	7015	-68.11	ON
			-67.11	Minimal
			-64.55	OFF
160	6985	6910	-71.01	ON
			-70.11	Minimal
			-67.32	OFF
160	6985	6985	-67.11	ON
			-66.11	Minimal
			-63.24	OFF
160	6985	7060	-70.11	ON
			-69.11	Minimal
			-65.51	OFF

Note:

OFF: AWGN level at which no transmission is detected, consistently for a minimum period of 10 seconds

Minimal: AWGN level at which the system begins to trigger the transmission switch-off, albeit not being kept off consistently

ON: AWGN level at which no impact on the transmission is detected, consistently for a minimum period of 10 seconds

EUT Tx Waveform

802.11be-EHT20 / CH33

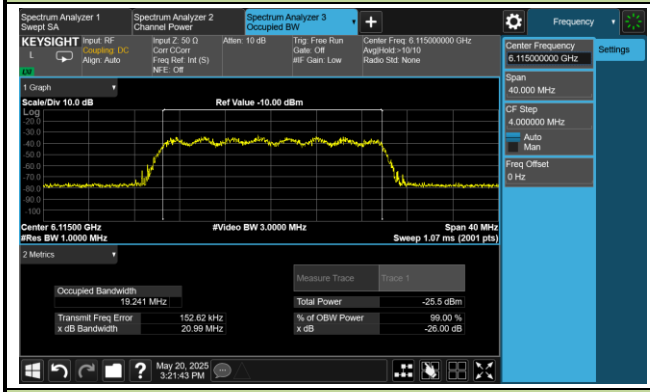

802.11be-EHT160 / CH47

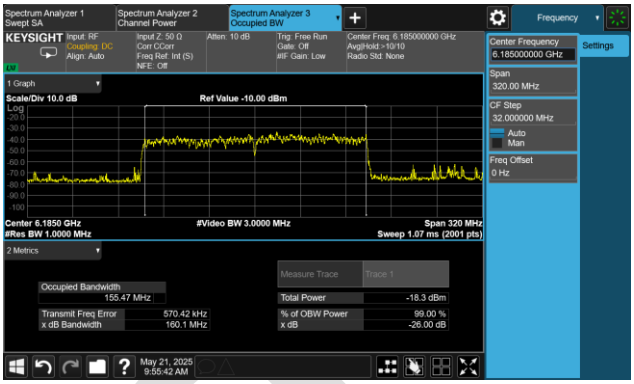

802.11be-EHT20 / CH97

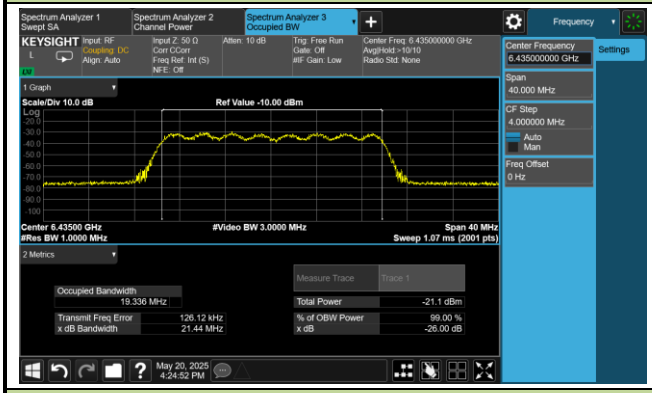

802.11be-EHT160 / CH111

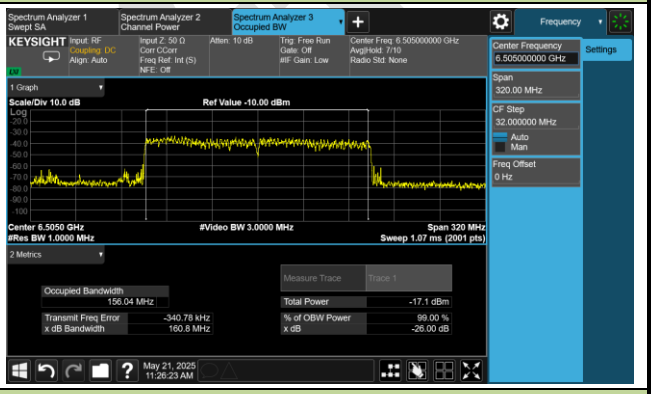

802.11be-EHT20 / CH153

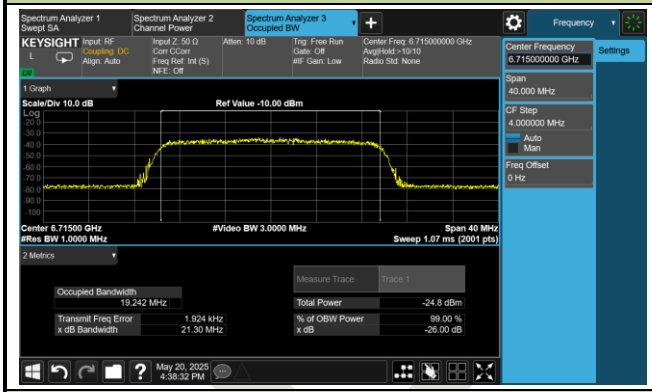

802.11be-EHT160 / CH143

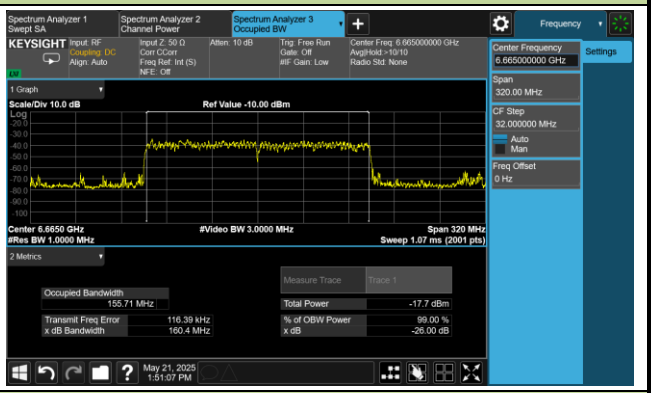

802.11be-EHT20 / CH213

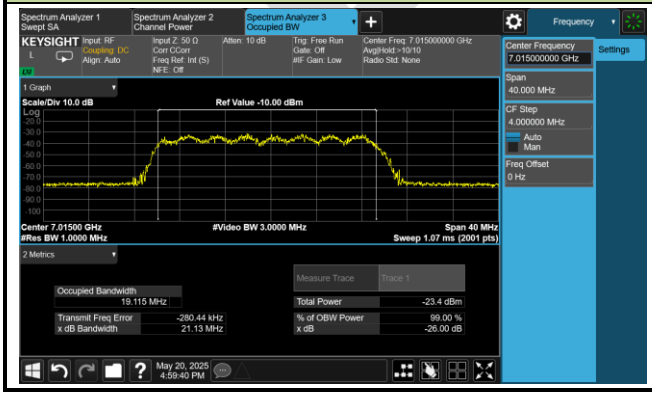

802.11be-EHT160 / CH207

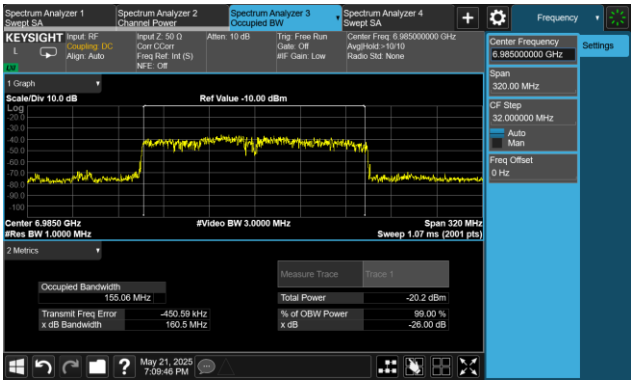

Incumbent Signal Calibration Plots (NII-5 Band)	
802.11be-EHT20 / CH33	802.11be-EHT160 / CH47 (Low Edge)
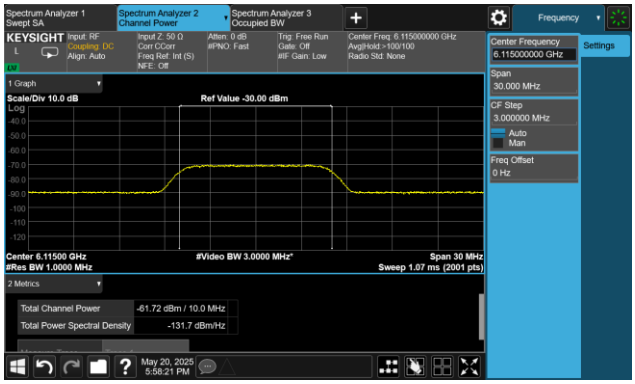	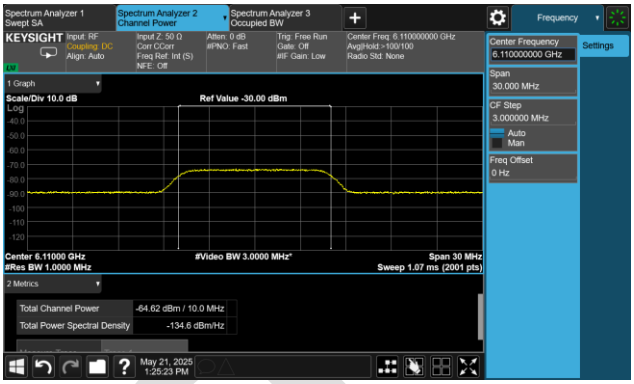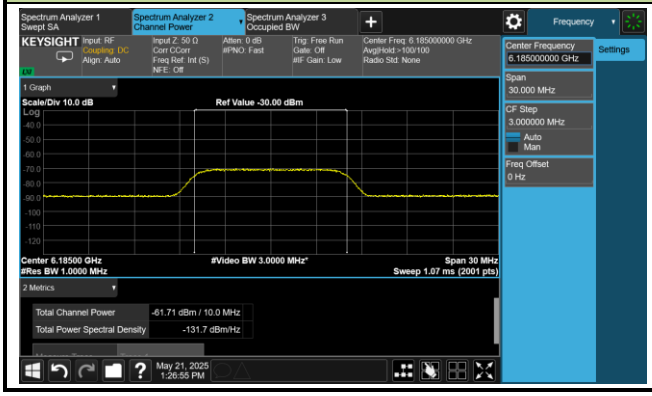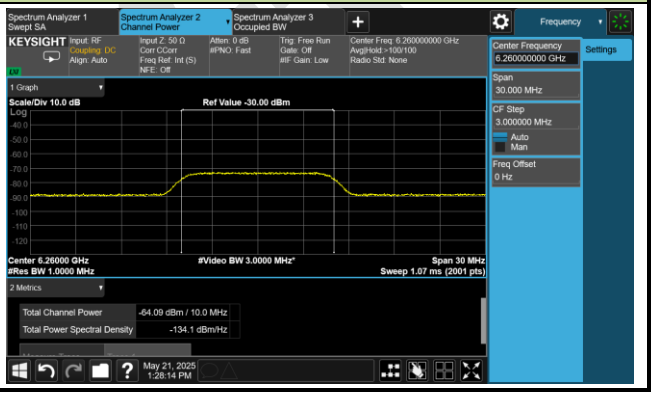
802.11be-EHT160 / CH47 (Middle)	802.11be-EHT160 / CH47 (High Edge)